

# **Election Night Reporting Guide**

**Office of Will County Clerk**



# Table of Contents

|   |           |
|---|-----------|
| <b>Overview of Will County, IL Election Night Reporting .....</b> | <b>3</b>  |
| When and how often will the results be updated? .....             | 3         |
| How do I navigate Election Night Reporting? .....                 | 3         |
| <b>Home page .....</b>  | <b>4</b>  |
| <b>Header .....</b>   | <b>5</b>  |
| <b>Synopsis area .....</b>  | <b>5</b>  |
| <b>Summary tab .....</b>  | <b>6</b>  |
| <b>Detail and Map .....</b>                                       | <b>8</b>  |
| <b>Precincts Reporting tab .....</b>                              | <b>11</b> |
| <b>Voter Turnout tab .....</b>                                    | <b>12</b> |
| <b>Filters Tab .....</b>  | <b>14</b> |
| <b>Reports Button .....</b>                                       | <b>15</b> |

## **Overview of Will County, IL Election Night Reporting**

The Will County Elections Office uses an online tool called Election Night Reporting (ENR) to display results from elections on a Web site. The Web site provides visitors with a graphical view of in-depth county results. You are presented with a breakdown of votes received for a candidate by contest and totals by vote type. Maps illustrate the precincts reporting, voter turnout, and results by precinct. A reporting area provides downloadable reports and custom filtering of results.

### **When and how often will the results be updated?**

Once the polling locations have closed, the results are reported to the county. The county uploads results, and then begins reporting results to the public via the ENR tool. Updates occur throughout the night until all polling locations have reported.

### **How do I navigate Election Night Reporting?**

The following pages will step you through how to navigate the ENR tool.

We will review the following areas:

- Home Page
- Synopsis Area
- Summary Tab
- Precincts Reporting Tab
- Voter Turnout Tab
- Filters Tab
- Reports Button

# Election Night Reporting Guide

## Home page

When you initially access ENR, you will see a page that resembles the following. This is the ENR home page. From the ENR home page, you can access county results. This guide shows you how to navigate the results.

02/24/15 CONSOLIDATED PRIMARY ELECTION

WILL COUNTY CLERK  
Nancy Schultz Voets

Website last updated: 2/9/2015 2:08:07 PM CST

SUMMARY PRECINCTS REPORTING VOTER TURNOUT FILTERS Reports

Precincts Completely Reported: 0 of 16 Precincts Partially Reported: 0 of 16

**UNOFFICIAL RESULTS**

Results will begin displaying after the first precinct checks in and shall continue to update until the last precinct checks in.

At that time, the final update will show that all 16 precincts reported and the following group will be included in those totals:

**Early Voting/Mail Vote Group**  
(Absentee In-Office, Absentee by Mail, Early and Grace Period Voting)

On March 10th, the next upload will take place to:

**Provisional Vote Group**  
(Valid Provisional Ballots from Election Day and Absentee Ballots by mail that are postmarked prior to February 24th, but received after Election Day)

f t Search Contests (3 of 3)

VILLAGE OF HOMER GLEN VILLAGE PRESIDENT (VOTE FOR 1)

0 of 16 Precincts Reporting Detail Map

| Choice              | Votes | Percent | Percent of total votes |
|---------------------|-------|---------|------------------------|
| James P. Daley, Jr. | 0     | 0.00%   |                        |
| WRITE-IN            | 0     | 0.00%   |                        |
| Total               | 0     |         |                        |

VILLAGE OF HOMER GLEN VILLAGE CLERK (VOTE FOR 1)

0 of 16 Precincts Reporting Detail Map

## Election Night Reporting Guide

### Header

The header will appear at the top of the page regardless of the tab you click. The header will display the following:

- Time stamp that shows when the Web site was last updated with results
- Name of the election
- Banner includes the county name and graphics



### Synopsis area

The synopsis area will always appear toward the top of the page, regardless of the tab you click. Within the synopsis area, you can find important information, such as:

- Number of active registered county voters (specific to the current election)
- Number of ballots cast for the county (specific to the current election)
- Voter turnout percentage—based on the ratio of active registered voters to ballots cast
- Number of precincts reported



## Summary tab

The Summary tab displays the number of votes a candidate has received by contest.

02/24/15 CONSOLIDATED PRIMARY ELECTION

WILL COUNTY, IL  
**COUNTY CLERK**  
Nancy Schultz Voots

Website last updated: 2/9/2015 2:06:07 PM CST

**SUMMARY** PRECINCTS REPORTING VOTER TURNOUT FILTERS Reports

Precincts Completely Reported: 0 of 16 Precincts Partially Reported: 0 of 16

**UNOFFICIAL RESULTS**

Results will begin displaying after the first precinct checks in and shall continue to update until the last precinct checks in.

At that time, the final update will show that all 16 precincts reported and the following group will be included in those totals:

**Early Voting/Mail Vote Group**  
(Absentee In-Office, Absentee by Mail, Early and Grace Period Voting)

On March 10th, the next upload will take place to:

**Provisional Vote Group**  
(Valid Provisional Ballots from Election Day and Absentee Ballots by mail that are postmarked prior to February 24th, but received after Election Day)

f t Search Contests (3 of 3)

**VILLAGE OF HOMER GLEN VILLAGE PRESIDENT (VOTE FOR 1)**

0 of 16 Precincts Reporting Detail Map

| Choice              | Votes    | Percent | Percent of total votes |
|---------------------|----------|---------|------------------------|
| James P. Daley, Jr. | 0        | 0.00%   |                        |
| WRITE-IN            | 0        | 0.00%   |                        |
| <b>Total</b>        | <b>0</b> |         |                        |

## Election Night Reporting Guide

Clicking **Search Contests** will allow you to customize your search by contest.

The screenshot shows the election reporting interface. At the top right, a button labeled "Search Contests (3 of 3)" is highlighted with a yellow box. Below this, there are two contest sections. The first section is for "VILLAGE OF HOMER GLEN VILLAGE PRESIDENT (VOTE FOR 1)" and the second is for "VILLAGE OF HOMER GLEN VILLAGE CLERK (VOTE FOR 1)". Each section shows "0 of 16 Precincts Reporting" and includes a "Detail" button and a "Map" button. Below the reporting information, there are icons for a list, bar chart, pie chart, and home. Each section also contains a table with the following columns: "Choice", "Votes", "Percent", and "Percent of total votes".

| Choice              | Votes    | Percent | Percent of total votes |
|---------------------|----------|---------|------------------------|
| James P. Daley, Jr. | 0        | 0.00%   |                        |
| WRITE-IN            | 0        | 0.00%   |                        |
| <b>Total</b>        | <b>0</b> |         |                        |

| Choice         | Votes | Percent | Percent of total votes |
|----------------|-------|---------|------------------------|
| Gale Strobuton | 0     | 0.00%   |                        |
| WRITE-IN       | 0     | 0.00%   |                        |

Checkmark the races in which you are interested and **click Search**.

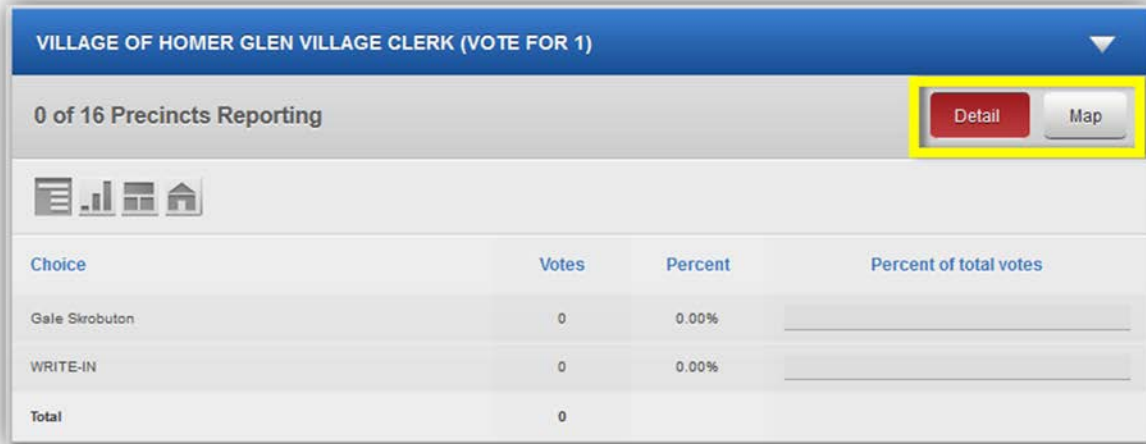
The screenshot shows the "Search Contests" dialog box. It has a title bar with "Search Contests" and a close button. Below the title bar, there is a "SELECT ALL" checkbox which is unchecked. Below that, there are three contest options, each with a checkbox: "VILLAGE OF HOMER GLEN VILLAGE PRESIDENT" (checked), "VILLAGE OF HOMER GLEN VILLAGE CLERK" (unchecked), and "VILLAGE OF HOMER GLEN VILLAGE TRUSTEE" (unchecked). At the bottom of the dialog box, there are two buttons: "Cancel" and "Search". The "Search" button is highlighted with a yellow box.

## Election Night Reporting Guide

### Detail and Map

Views for each contest are on the Summary tab

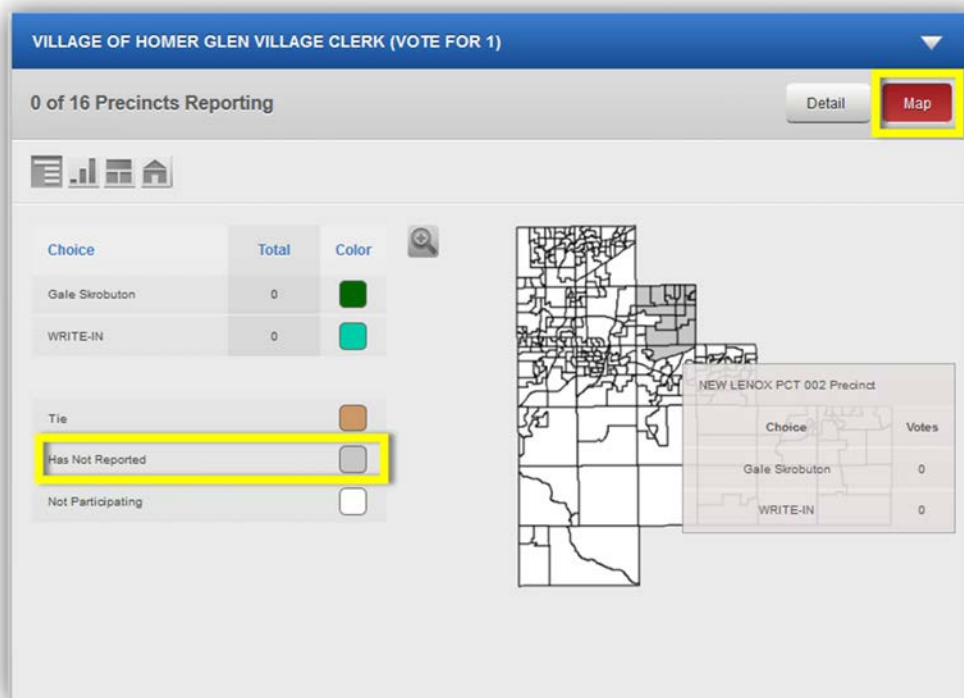
Below is a **Detail** View for the contest (Notice the Detail button is highlighted in Red)



Below is a **Map** View for the contest (Notice the Map button is highlighted in Red).

The candidates have a color code. If the candidate wins a precinct, then the precinct reflects the color code for that candidate. In the example below precincts have not yet reported.

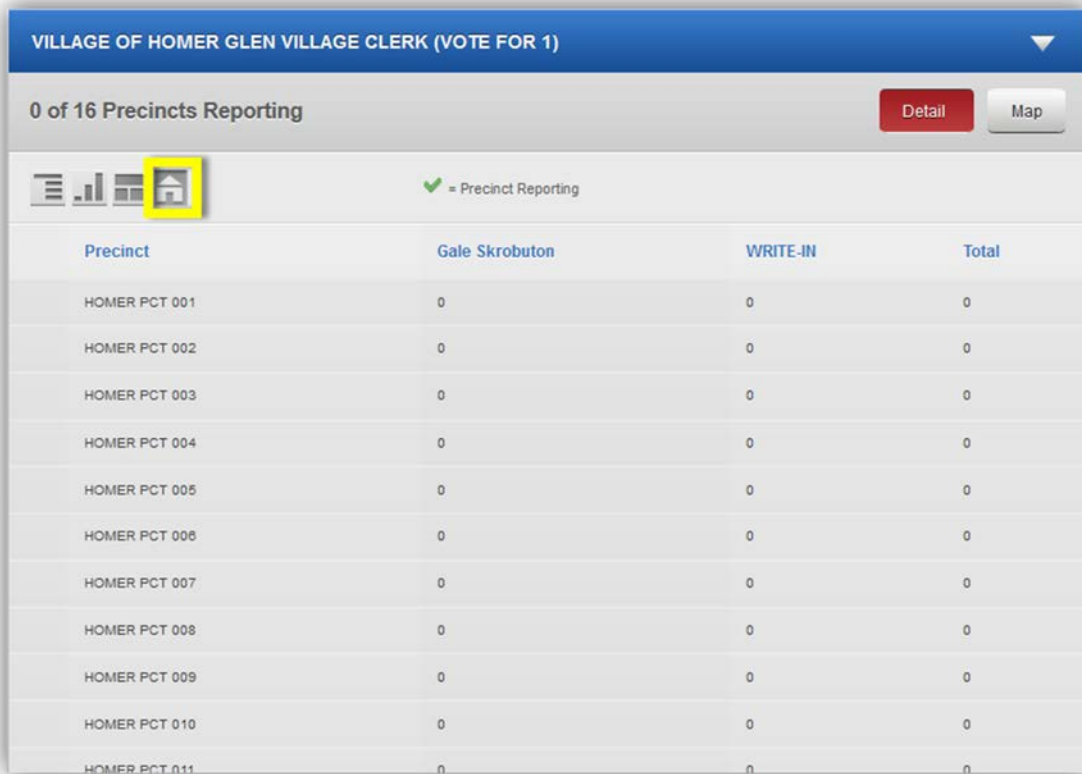
When you hover over the map individual precinct results will display. On the map below, the precinct "New Lenox PCT 002" is shown after hovering over it. It displays the results for that particular precinct and the results for each choice.



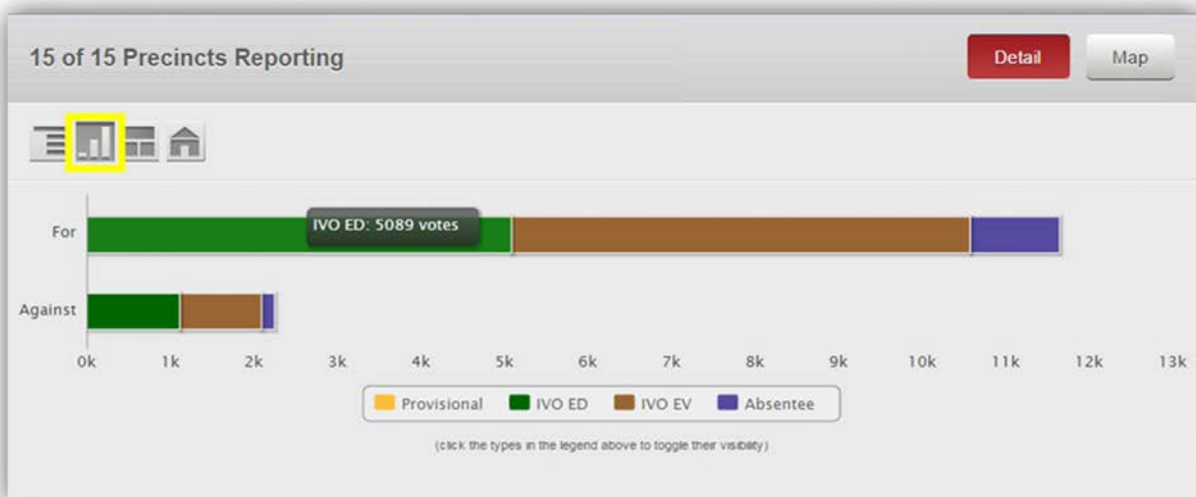


## Election Night Reporting Guide

By selecting the **Precincts Reporting** icon, a detailed view of each precinct is presented with the breakdown of the votes per candidate at the precinct level.



By selecting the **Vote Type Summary** icon, a bar graph is displayed. Hovering over the bars will give you the number of votes for each Vote Type for the contest.



## Election Night Reporting Guide

Clicking on the **Vote Types** will allow you to narrow your selection down to particular vote types. On the example below, the Vote types for Provisional, IVO EV, and Absentee were selected in order to show the number of votes for IVO ED only.



By selecting the Vote Type Tabular icon, a tabular view by vote type is displayed.

VILLAGE OF HOMER GLEN VILLAGE PRESIDENT (VOTE FOR 1)

0 of 16 Precincts Reporting

Detail Map

| Choice              | ELECTION DAY | MAIL     | IN-PERSON | PROVISIONAL | Total    | Percent |
|---------------------|--------------|----------|-----------|-------------|----------|---------|
| James P. Daley, Jr. | 0            | 0        | 0         | 0           | 0        | 0.00%   |
| WRITE-IN            | 0            | 0        | 0         | 0           | 0        | 0.00%   |
| <b>Total</b>        | <b>0</b>     | <b>0</b> | <b>0</b>  | <b>0</b>    | <b>0</b> |         |

## Election Night Reporting Guide

Selecting the **Detail** icon will bring you back to the default view of the contest.

VILLAGE OF HOMER GLEN VILLAGE CLERK (VOTE FOR 1)

0 of 16 Precincts Reporting Detail Map

| Choice          | Votes | Percent | Percent of total votes |
|-----------------|-------|---------|------------------------|
| Gale Sikroboton | 0     | 0.00%   |                        |
| WRITE-IN        | 0     | 0.00%   |                        |
| Total           | 0     |         |                        |

## Precincts Reporting tab

Selecting the Precincts Reporting tab will display the status of the precincts reporting. The Example below shows precincts have not reported.

SUMMARY **PRECINCTS REPORTING** VOTER TURNOUT FILTERS Reports

Precincts Completely Reported: 0 of 16 Precincts Partially Reported: 0 of 16

UNOFFICIAL RESULTS

ONLY Precinct Election Day results are reflected in the map below.

f t

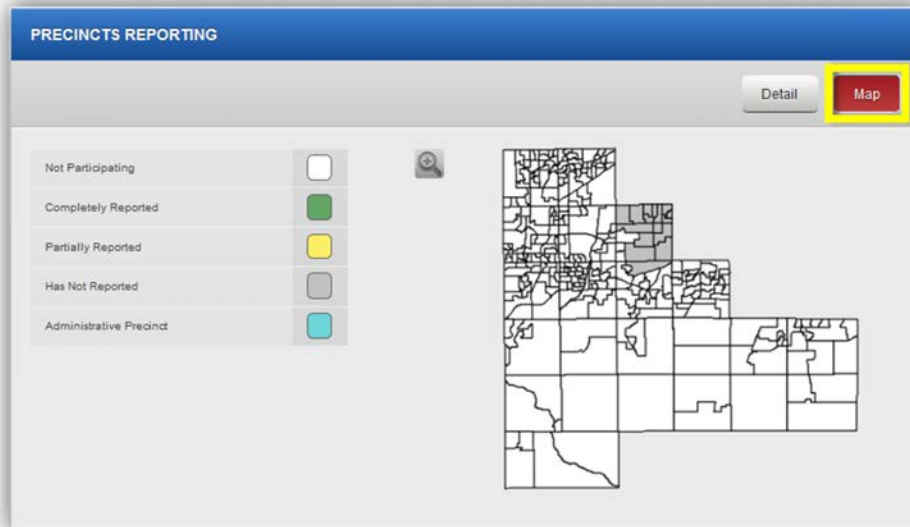
PRECINCTS REPORTING Detail Map

Not Participating  Completely Reported  Partially Reported  Has Not Reported  Administrative Precinct

| Precinct      | Status                   |
|---------------|--------------------------|
| HOMER PCT 001 | <input type="checkbox"/> |
| HOMER PCT 002 | <input type="checkbox"/> |
| HOMER PCT 003 | <input type="checkbox"/> |
| HOMER PCT 004 | <input type="checkbox"/> |

## Election Night Reporting Guide

By selecting the **Map** option in **Precincts Reporting**, you are able to see an overview of the precincts reporting status across the County. In this example the participating precincts on the map are grey to show that precincts have not reported.



## Voter Turnout tab

Selecting the **Voter Turnout** tab will show the voter turnout information for each precinct. Below is an example in the Detail view.

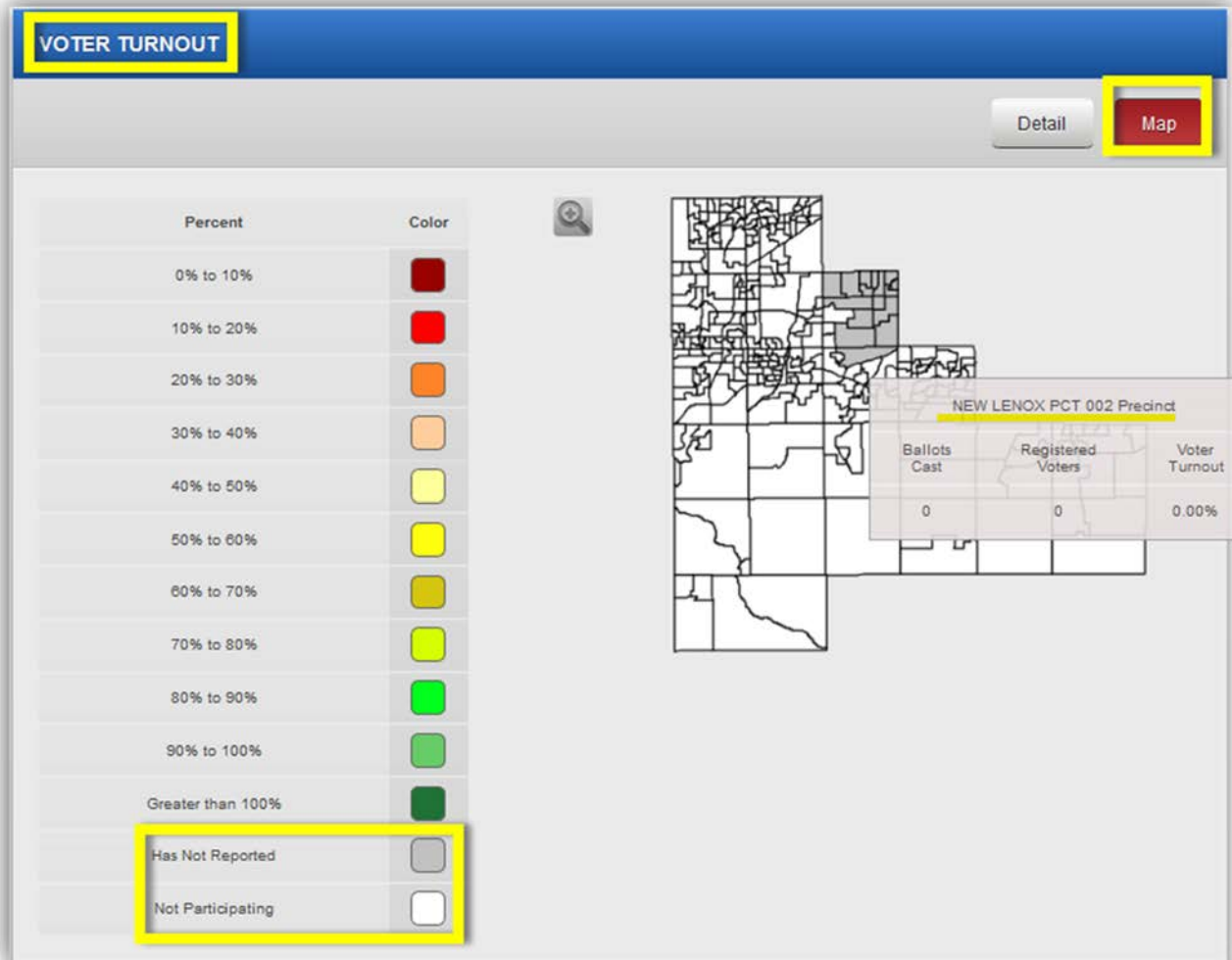
The screenshot shows the 'VOTER TURNOUT' interface. At the top, there are tabs for 'SUMMARY', 'PRECINCTS REPORTING', 'VOTER TURNOUT' (highlighted in yellow), and 'FILTERS'. Below the tabs is a red banner with the text 'Registered Voters: 0 Ballots Cast: 0 Voter Turnout: 0.00%'. Below the banner is a grey box with the text 'UNOFFICIAL RESULTS'. Below that are social media icons for Facebook and Twitter. Below the social media icons is a blue header for 'VOTER TURNOUT'. At the bottom right of the header are two buttons: 'Detail' (highlighted in yellow) and 'Map'. Below the header is a table with the following data:

| Precinct      | Ballots Cast | Registered Voters | Voter Turnout |
|---------------|--------------|-------------------|---------------|
| HOMER PCT 001 | 0            | 0                 | 0.00%         |
| HOMER PCT 002 | 0            | 0                 | 0.00%         |
| HOMER PCT 003 | 0            | 0                 | 0.00%         |
| HOMER PCT 004 | 0            | 0                 | 0.00%         |
| HOMER PCT 005 | 0            | 0                 | 0.00%         |
| HOMER PCT 006 | 0            | 0                 | 0.00%         |
| HOMER PCT 007 | 0            | 0                 | 0.00%         |
| HOMER PCT 008 | 0            | 0                 | 0.00%         |

## Election Night Reporting Guide

A **Map** view is also available.

If you hover over a certain precinct it will give you the breakdown of the Ballots Cast, Registered Voters, and the Voter Turnout for that particular precinct.



## Filters Tab

By selecting the **Filters** tab, the options to select results by **Vote Type** and **Precinct** are available. The option to view specific contests is accessed by selecting the **Customize My Search** button.

**UNOFFICIAL RESULTS**

Results will begin displaying after the first precinct checks in and shall continue to update until the last precinct checks in.

At that time, the final update will show that all 16 precincts reported and the following group will be included in those totals:

**Early Voting/Mail Vote Group**  
(Absentee In-Office, Absentee by Mail, Early and Grace Period Voting)

On March 10th, the next upload will take place to:

**Provisional Vote Group**  
(Valid Provisional Ballots from Election Day and Absentee Ballots by mail that are postmarked prior to February 24th, but received after Election Day)

Search Contests (2 of 3)

Vote Type: All | Precinct: All

VILLA IN VILLAGE PRESIDENT (VOTE FOR 1)

0 of 16 Precincts Reporting

| Choice              | Votes | Percent | Percent of total votes |
|---------------------|-------|---------|------------------------|
| James P. Daley, Jr. | 0     | 0.00%   |                        |
| WRITE-IN            | 0     | 0.00%   |                        |
| Total               | 0     |         |                        |

## Reports Button

The **Reports** button will appear regardless of the tab you pick. Clicking this button will allow you to view reports that capture data for the latest set of results.

