

APRIL 1, 2025

CONSOLIDATED ELECTION

Prepared By :

Annette Parker



State of Illinois }
County of Will } SS

CERTIFICATE OF ELECTION RESULTS

I, Annette Parker, do hereby certify that I am the duly qualified and acting County Clerk of the County of Will, Illinois, and as such official I do further certify that this canvass information represents true, correct, and complete official election results for contests in various districts in the County of Will, which were put before the properly registered voters of these districts during the Consolidated Election of April 1, 2025.

In Witness Whereof, I hereunto affix my official signature and the seal of said County, this 22nd day of April 2025.



Annette Parker

Annette Parker, County Clerk
The County of Will, Illinois

APRIL 1, 2025 CONSOLIDATED ELECTION

Table of Contents

Section 1:	Election Summary
Section 2:	Municipalities
Section 3:	Townships
Section 4:	Park Districts
Section 5:	Library Districts
Section 6:	Grade School Districts
Section 7:	Unit School Districts
Section 8:	High School Districts
Section 9:	College Districts
Section 10:	Educational Service Regions
Section 11:	Fire Districts
Section 12:	Propositions

ELECTION SUMMARY



Category	Total Votes	%	Vote by Mail	Early Voting	Election Day Voting
Precincts Counted (of 310)	310	100.00%			
Registered Voters - Total	453,563				
Ballots Cast - Total	79,978		20,300	17,346	42,332
Ballots Cast - Blank	21	0.03%	3	7	11
Voter Turnout - Total		17.63%			
Voter Turnout - Blank		0.00%			

Cumulative Results Report

Will County Election Night 4/1/2025

Run Time 12:35 PM

Run Date 04/16/2025

WILL COUNTY, ILLINOIS

CONSOLIDATED ELECTION - APRIL 1, 2025

4/1/2025

Page 1

Official Results

Registered Voters

79978 of 453563 = 17.63%

Precincts Reporting

310 of 310 = 100.00%

CITY OF AURORA (DuPage, Kane, Kendall & Will Counties) For Mayor - (Vote for one)

Choice	Party	Vote by Mail		Early Voting		Election Day Voting		Total	
Richard C. Irvin		159	37.24%	137	41.39%	395	49.13%	691	44.24%
John Laesch		268	62.76%	194	58.61%	409	50.87%	871	55.76%
Cast Votes:		427	100.00%	331	100.00%	804	100.00%	1,562	100.00%
Undervotes:		6		5		11		22	
Overvotes:		0		0		0		0	
Unresolved write-ins:		0		0		0		0	

CITY OF AURORA (DuPage, Kane, Kendall & Will Counties) For Alderperson At Large - (Vote for one)

Choice	Party	Vote by Mail		Early Voting		Election Day Voting		Total	
Ron Woerman		116	29.52%	107	35.43%	269	38.16%	492	35.14%
Keith Larson		277	70.48%	195	64.57%	436	61.84%	908	64.86%
Cast Votes:		393	100.00%	302	100.00%	705	100.00%	1,400	100.00%
Undervotes:		39		34		110		183	
Overvotes:		1		0		0		1	
Unresolved write-ins:		0		0		0		0	

CITY OF AURORA (DuPage, Kane, Kendall & Will Counties) For Alderperson Ward 9 - (Vote for one)

Choice	Party	Vote by Mail		Early Voting		Election Day Voting		Total	
Edward J. Bugg		368	100.00%	275	100.00%	677	100.00%	1,320	100.00%
Cast Votes:		368	100.00%	275	100.00%	677	100.00%	1,320	100.00%
Undervotes:		65		61		138		264	
Overvotes:		0		0		0		0	
Unresolved write-ins:		0		0		0		0	

CITY OF BRAIDWOOD (Grundy & Will Counties) For Mayor (To serve an unexpired 2-year term) - (Vote for one)

Choice	Party	Vote by Mail		Early Voting		Election Day Voting		Total	
Karen Hart		52	35.37%	75	29.88%	197	21.07%	324	24.31%
Todd Lyons		95	64.63%	176	70.12%	738	78.93%	1,009	75.69%
Cast Votes:		147	100.00%	251	100.00%	935	100.00%	1,333	100.00%
Undervotes:		3		5		7		15	
Overvotes:		0		0		1		1	
Unresolved write-ins:		0		0		0		0	

Cumulative Results Report

Will County Election Night 4/1/2025

Run Time 12:35 PM

Run Date 04/16/2025

WILL COUNTY, ILLINOIS

CONSOLIDATED ELECTION - APRIL 1, 2025

4/1/2025

Page 2

Official Results

Registered Voters

79978 of 453563 = 17.63%

Precincts Reporting

310 of 310 = 100.00%

CITY OF BRAIDWOOD (Grundy & Will Counties) For Commissioner of Accounts and Finances (To serve an unexpired 2-year term) - (Vote for one)

Choice	Party	Vote by Mail		Early Voting		Election Day Voting		Total	
Kimberly Earling		47	31.54%	92	36.65%	233	25.80%	372	28.55%
Elizabeth Dixon		102	68.46%	159	63.35%	670	74.20%	931	71.45%
Cast Votes:		149	100.00%	251	100.00%	903	100.00%	1,303	100.00%
Undervotes:		1		5		39		45	
Overvotes:		0		0		1		1	
Unresolved write-ins:		0		0		0		0	

CITY OF BRAIDWOOD (Grundy & Will Counties) For Commissioner of Public Health and Safety (To serve an unexpired 2-year term) - (Vote for one)

Choice	Party	Vote by Mail		Early Voting		Election Day Voting		Total	
Ronald Wilczak Sr		38	26.76%	72	29.03%	201	21.90%	311	23.78%
James "Moose" Mikel		104	73.24%	176	70.97%	717	78.10%	997	76.22%
Cast Votes:		142	100.00%	248	100.00%	918	100.00%	1,308	100.00%
Undervotes:		8		7		24		39	
Overvotes:		0		1		1		2	
Unresolved write-ins:		0		0		0		0	

CITY OF CREST HILL For Mayor - (Vote for one)

Choice	Party	Vote by Mail		Early Voting		Election Day Voting		Total	
Marco Coladipietro	IND	239	37.82%	129	46.74%	828	47.53%	1,196	45.13%
Raymond R. Soliman	IND	393	62.18%	147	53.26%	914	52.47%	1,454	54.87%
Cast Votes:		632	100.00%	276	100.00%	1,742	100.00%	2,650	100.00%
Undervotes:		22		11		23		56	
Overvotes:		0		0		1		1	
Unresolved write-ins:		0		0		0		0	

CITY OF CREST HILL For Clerk - (Vote for one)

Choice	Party	Vote by Mail		Early Voting		Election Day Voting		Total	
Christine Vershay-Hall	IND	555	100.00%	237	100.00%	1,518	100.00%	2,310	100.00%
Cast Votes:		555	100.00%	237	100.00%	1,518	100.00%	2,310	100.00%
Undervotes:		99		50		248		397	
Overvotes:		0		0		0		0	
Unresolved write-ins:		0		0		0		0	

Cumulative Results Report

Will County Election Night 4/1/2025

Run Time 12:35 PM

Run Date 04/16/2025

WILL COUNTY, ILLINOIS

CONSOLIDATED ELECTION - APRIL 1, 2025

4/1/2025

Page 3

Official Results

Registered Voters
79978 of 453563 = 17.63%

Precincts Reporting
310 of 310 = 100.00%

CITY OF CREST HILL For Treasurer - (Vote for one)

Choice	Party	Vote by Mail		Early Voting		Election Day Voting		Total	
Jamie Malloy	IND	541	100.00%	231	100.00%	1,482	100.00%	2,254	100.00%
	Cast Votes:	541	100.00%	231	100.00%	1,482	100.00%	2,254	100.00%
	Undervotes:	113		56		284		453	
	Overvotes:	0		0		0		0	
	Unresolved write-ins:	0		0		0		0	

CITY OF CREST HILL For Alderperson Ward 1 (To serve an unexpired 2-year term) - (Vote for one)

Choice	Party	Vote by Mail		Early Voting		Election Day Voting		Total	
Angelo Sante Deserio	IND	83	100.00%	33	100.00%	248	100.00%	364	100.00%
	Cast Votes:	83	100.00%	33	100.00%	248	100.00%	364	100.00%
	Undervotes:	20		21		78		119	
	Overvotes:	0		0		0		0	
	Unresolved write-ins:	0		0		0		0	

CITY OF CREST HILL For Alderperson Ward 1 - (Vote for one)

Choice	Party	Vote by Mail		Early Voting		Election Day Voting		Total	
Scott Dyke	IND	86	100.00%	36	100.00%	259	100.00%	381	100.00%
	Cast Votes:	86	100.00%	36	100.00%	259	100.00%	381	100.00%
	Undervotes:	17		18		67		102	
	Overvotes:	0		0		0		0	
	Unresolved write-ins:	0		0		0		0	

CITY OF CREST HILL For Alderperson Ward 2 - (Vote for one)

Choice	Party	Vote by Mail		Early Voting		Election Day Voting		Total	
Darrell Jefferson	IND	97	100.00%	35	100.00%	253	100.00%	385	100.00%
	Cast Votes:	97	100.00%	35	100.00%	253	100.00%	385	100.00%
	Undervotes:	18		11		44		73	
	Overvotes:	0		0		0		0	
	Unresolved write-ins:	0		0		0		0	

Cumulative Results Report

WILL COUNTY, ILLINOIS

Official Results

Will County Election Night 4/1/2025

CONSOLIDATED ELECTION - APRIL 1, 2025

Registered Voters

79978 of 453563 = 17.63%

Precincts Reporting

310 of 310 = 100.00%

Run Time 12:35 PM

4/1/2025

Run Date 04/16/2025

Page 4

CITY OF CREST HILL For Alderperson Ward 3 - (Vote for one)

Choice	Party	Vote by Mail		Early Voting		Election Day Voting		Total	
Mark Cipiti	IND	84	100.00%	36	100.00%	231	100.00%	351	100.00%
	Cast Votes:	84	100.00%	36	100.00%	231	100.00%	351	100.00%
	Undervotes:	21		10		46		77	
	Overvotes:	0		0		0		0	
	Unresolved write-ins:	0		0		0		0	

CITY OF CREST HILL For Alderperson Ward 4 - (Vote for one)

Choice	Party	Vote by Mail		Early Voting		Election Day Voting		Total	
Nathaniel "Nate" Albert	IND	290	100.00%	125	100.00%	742	100.00%	1,157	100.00%
	Cast Votes:	290	100.00%	125	100.00%	742	100.00%	1,157	100.00%
	Undervotes:	41		16		124		181	
	Overvotes:	0		0		0		0	
	Unresolved write-ins:	0		0		0		0	

CITY OF JOLIET (Kendall & Will Counties) For Councilmember At Large - (Vote for not more than three)

Choice	Party	Vote by Mail		Early Voting		Election Day Voting		Total	
Joe Clement		1,396	20.10%	717	20.25%	2,676	21.48%	4,789	20.87%
Damon Zdunich		1,176	16.94%	721	20.37%	2,323	18.64%	4,220	18.39%
Juan Moreno		1,438	20.71%	710	20.06%	2,607	20.92%	4,755	20.72%
Glenda Wright-McCullum		1,280	18.43%	631	17.82%	2,125	17.05%	4,036	17.59%
Jan Quillman		1,583	22.80%	673	19.01%	2,461	19.75%	4,717	20.56%
Jim Lanham (W)		31	0.45%	30	0.85%	126	1.01%	187	0.81%
Larry Crawford (W)		40	0.58%	58	1.64%	143	1.15%	241	1.05%
	Cast Votes:	6,944	100.00%	3,540	100.00%	12,461	100.00%	22,945	100.00%
	Undervotes:	1,858		1,230		4,156		7,244	
	Overvotes:	23		3		11		37	
	Unresolved write-ins:	0		0		0		0	

Cumulative Results Report

Will County Election Night 4/1/2025

Run Time 12:35 PM

Run Date 04/16/2025

WILL COUNTY, ILLINOIS

CONSOLIDATED ELECTION - APRIL 1, 2025

4/1/2025

Page 5

Official Results

Registered Voters

79978 of 453563 = 17.63%

Precincts Reporting

310 of 310 = 100.00%

CITY OF LOCKPORT For Mayor - (Vote for one)

Choice	Party	Vote by Mail		Early Voting		Election Day Voting		Total	
Steven Streit	IND	633	83.95%	563	78.30%	1,610	81.11%	2,806	81.15%
Darren A. Deskin	IND	113	14.99%	139	19.33%	352	17.73%	604	17.47%
Rich Davis (W)		8	1.06%	17	2.36%	23	1.16%	48	1.39%
Cast Votes:		754	100.00%	719	100.00%	1,985	100.00%	3,458	100.00%
Undervotes:		45		45		83		173	
Overvotes:		2		1		1		4	
Unresolved write-ins:		0		0		0		0	

CITY OF LOCKPORT For Clerk - (Vote for one)

Choice	Party	Vote by Mail		Early Voting		Election Day Voting		Total	
Kathleen Gentile	IND	605	100.00%	572	100.00%	1,617	100.00%	2,794	100.00%
Cast Votes:		605	100.00%	572	100.00%	1,617	100.00%	2,794	100.00%
Undervotes:		196		193		452		841	
Overvotes:		0		0		0		0	
Unresolved write-ins:		0		0		0		0	

CITY OF LOCKPORT For Treasurer - (Vote for one)

Choice	Party	Vote by Mail		Early Voting		Election Day Voting		Total	
David Palya	IND	606	100.00%	569	100.00%	1,606	100.00%	2,781	100.00%
Cast Votes:		606	100.00%	569	100.00%	1,606	100.00%	2,781	100.00%
Undervotes:		195		196		463		854	
Overvotes:		0		0		0		0	
Unresolved write-ins:		0		0		0		0	

CITY OF LOCKPORT For Alderperson Ward 1 - (Vote for one)

Choice	Party	Vote by Mail		Early Voting		Election Day Voting		Total	
Mark R. Lobes	IND	34	26.36%	13	21.31%	117	38.11%	164	33.00%
Susan King	IND	95	73.64%	48	78.69%	190	61.89%	333	67.00%
Cast Votes:		129	100.00%	61	100.00%	307	100.00%	497	100.00%
Undervotes:		16		7		39		62	
Overvotes:		0		0		0		0	
Unresolved write-ins:		0		0		0		0	

Cumulative Results Report

Will County Election Night 4/1/2025

Run Time 12:35 PM

Run Date 04/16/2025

WILL COUNTY, ILLINOIS

CONSOLIDATED ELECTION - APRIL 1, 2025

4/1/2025

Page 6

Official Results

Registered Voters

79978 of 453563 = 17.63%

Precincts Reporting

310 of 310 = 100.00%

CITY OF LOCKPORT For Alderperson Ward 2 - (Vote for one)

Choice	Party	Vote by Mail		Early Voting		Election Day Voting		Total	
Patrick L. McDonald	IND	109	50.70%	179	59.08%	380	56.97%	668	56.37%
Joseph Fracaro	IND	106	49.30%	124	40.92%	287	43.03%	517	43.63%
Cast Votes:		215	100.00%	303	100.00%	667	100.00%	1,185	100.00%
Undervotes:		33		38		118		189	
Overvotes:		0		1		4		5	
Unresolved write-ins:		0		0		0		0	

CITY OF LOCKPORT For Alderperson Ward 3 - (Vote for one)

Choice	Party	Vote by Mail		Early Voting		Election Day Voting		Total	
Christina Bergbower	IND	168	72.41%	126	58.88%	289	54.53%	583	59.73%
Timothy J. Russ	IND	64	27.59%	88	41.12%	241	45.47%	393	40.27%
Cast Votes:		232	100.00%	214	100.00%	530	100.00%	976	100.00%
Undervotes:		41		47		65		153	
Overvotes:		0		1		0		1	
Unresolved write-ins:		0		0		0		0	

CITY OF LOCKPORT For Alderperson Ward 4 - (Vote for one)

Choice	Party	Vote by Mail		Early Voting		Election Day Voting		Total	
Steven Cardamone	IND	107	100.00%	70	100.00%	251	100.00%	428	100.00%
Cast Votes:		107	100.00%	70	100.00%	251	100.00%	428	100.00%
Undervotes:		28		23		88		139	
Overvotes:		0		0		0		0	
Unresolved write-ins:		0		0		0		0	

Cumulative Results Report

Will County Election Night 4/1/2025

Run Time 12:35 PM

Run Date 04/16/2025

WILL COUNTY, ILLINOIS

CONSOLIDATED ELECTION - APRIL 1, 2025

4/1/2025

Page 7

Official Results

Registered Voters

79978 of 453563 = 17.63%

Precincts Reporting

310 of 310 = 100.00%

CITY OF NAPERVILLE (DuPage & Will Counties) For Councilmember - (Vote for not more than four)

Choice	Party	Vote by Mail		Early Voting		Election Day Voting		Total	
Benjamin (Benny) White		1,526	19.11%	1,733	16.41%	1,678	15.49%	4,937	16.81%
Mary Gibson		1,460	18.29%	1,579	14.96%	1,534	14.16%	4,573	15.57%
Jennifer Bruzan Taylor		755	9.46%	1,096	10.38%	1,394	12.87%	3,245	11.05%
Ian Holzhauer		1,383	17.32%	1,521	14.41%	1,447	13.36%	4,351	14.81%
Derek McDaniel		604	7.57%	926	8.77%	1,178	10.88%	2,708	9.22%
Meghna Bansal		678	8.49%	1,301	12.32%	1,300	12.00%	3,279	11.16%
Ashfaq Syed		1,204	15.08%	1,552	14.70%	1,410	13.02%	4,166	14.18%
Nag Jaiswal		374	4.68%	850	8.05%	889	8.21%	2,113	7.19%
Cast Votes:		7,984	100.00%	10,558	100.00%	10,830	100.00%	29,372	100.00%
Undervotes:		996		2,578		2,134		5,708	
Overvotes:		7		3		6		16	
Unresolved write-ins:		0		0		0		0	

CITY OF WILMINGTON For Mayor - (Vote for one)

Choice	Party	Vote by Mail		Early Voting		Election Day Voting		Total	
Ben Dietz	IND	124	60.78%	47	63.51%	466	53.08%	637	55.10%
Jayson Walinski	IND	49	24.02%	18	24.32%	257	29.27%	324	28.03%
Roy Strong	IND	31	15.20%	9	12.16%	155	17.65%	195	16.87%
Cast Votes:		204	100.00%	74	100.00%	878	100.00%	1,156	100.00%
Undervotes:		1		0		1		2	
Overvotes:		0		0		0		0	
Unresolved write-ins:		0		0		0		0	

CITY OF WILMINGTON For Clerk - (Vote for one)

Choice	Party	Vote by Mail		Early Voting		Election Day Voting		Total	
No Candidate		0	0.00%	0	0.00%	0	0.00%	0	0.00%
Cast Votes:		0	0.00%	0	0.00%	0	0.00%	0	0.00%
Undervotes:		0		0		0		0	
Overvotes:		0		0		0		0	
Unresolved write-ins:		0		0		0		0	

Cumulative Results Report

WILL COUNTY, ILLINOIS

Official Results

Will County Election Night 4/1/2025

CONSOLIDATED ELECTION - APRIL 1, 2025

Registered Voters

79978 of 453563 = 17.63%

Precincts Reporting

310 of 310 = 100.00%

Run Time 12:35 PM

4/1/2025

Run Date 04/16/2025

Page 8

CITY OF WILMINGTON For Alderperson Ward 1 - (Vote for one)

Choice	Party	Vote by Mail		Early Voting		Election Day Voting		Total	
Ryan Jeffries	IND	29	54.72%	7	35.00%	84	43.75%	120	45.28%
J. Marty Orr	IND	24	45.28%	13	65.00%	108	56.25%	145	54.72%
Cast Votes:		53	100.00%	20	100.00%	192	100.00%	265	100.00%
Undervotes:		3		1		12		16	
Overvotes:		0		0		0		0	
Unresolved write-ins:		0		0		0		0	

CITY OF WILMINGTON For Alderperson Ward 2 - (Vote for one)

Choice	Party	Vote by Mail		Early Voting		Election Day Voting		Total	
Ryan Knight	IND	16	57.14%	14	82.35%	115	57.21%	145	58.94%
Robert E. (Bob) Thomas	IND	12	42.86%	3	17.65%	86	42.79%	101	41.06%
Cast Votes:		28	100.00%	17	100.00%	201	100.00%	246	100.00%
Undervotes:		5		1		8		14	
Overvotes:		0		0		0		0	
Unresolved write-ins:		0		0		0		0	

CITY OF WILMINGTON For Alderperson Ward 3 - (Vote for one)

Choice	Party	Vote by Mail		Early Voting		Election Day Voting		Total	
Jonathan Mietzner	IND	63	100.00%	17	100.00%	235	100.00%	315	100.00%
Cast Votes:		63	100.00%	17	100.00%	235	100.00%	315	100.00%
Undervotes:		17		7		38		62	
Overvotes:		0		0		0		0	
Unresolved write-ins:		0		0		0		0	

CITY OF WILMINGTON For Alderperson Ward 4 - (Vote for one)

Choice	Party	Vote by Mail		Early Voting		Election Day Voting		Total	
Thomas "Tom" Smith	IND	20	62.50%	8	72.73%	102	57.63%	130	59.09%
Jacob Ragan	IND	12	37.50%	3	27.27%	75	42.37%	90	40.91%
Cast Votes:		32	100.00%	11	100.00%	177	100.00%	220	100.00%
Undervotes:		4		0		15		19	
Overvotes:		0		0		1		1	
Unresolved write-ins:		0		0		0		0	

Cumulative Results Report

WILL COUNTY, ILLINOIS

Official Results

Will County Election Night 4/1/2025

CONSOLIDATED ELECTION - APRIL 1, 2025

Registered Voters

79978 of 453563 = 17.63%

Precincts Reporting

310 of 310 = 100.00%

Run Time 12:35 PM

4/1/2025

Run Date 04/16/2025

Page 9

VILLAGE OF BEECHER For President - (Vote for one)

Choice	Party	Vote by Mail		Early Voting		Election Day Voting		Total	
Marcy Meyer	IND	50	69.44%	97	78.86%	285	64.63%	432	67.92%
Ronald S. Mazurek	IND	22	30.56%	26	21.14%	156	35.37%	204	32.08%
Cast Votes:		72	100.00%	123	100.00%	441	100.00%	636	100.00%
Undervotes:		2		2		5		9	
Overvotes:		0		0		0		0	
Unresolved write-ins:		0		0		0		0	

VILLAGE OF BEECHER For Trustee (To serve an unexpired 2-year term) - (Vote for not more than two)

Choice	Party	Vote by Mail		Early Voting		Election Day Voting		Total	
Brian Diachenko	IND	62	100.00%	84	100.00%	332	100.00%	478	100.00%
Cast Votes:		62	100.00%	84	100.00%	332	100.00%	478	100.00%
Undervotes:		12		41		114		167	
Overvotes:		0		0		0		0	
Unresolved write-ins:		0		0		0		0	

VILLAGE OF BEECHER For Trustee - (Vote for not more than three)

Choice	Party	Vote by Mail		Early Voting		Election Day Voting		Total	
Todd Kraus	IND	43	24.71%	73	28.29%	222	25.17%	338	25.72%
Roger S. Stacey	IND	47	27.01%	70	27.13%	200	22.68%	317	24.12%
Jessica Smith	IND	41	23.56%	58	22.48%	223	25.28%	322	24.51%
Joe Tieri	IND	43	24.71%	57	22.09%	237	26.87%	337	25.65%
Cast Votes:		174	100.00%	258	100.00%	882	100.00%	1,314	100.00%
Undervotes:		45		114		456		615	
Overvotes:		1		1		0		2	
Unresolved write-ins:		0		0		0		0	

VILLAGE OF BOLINGBROOK (DuPage & Will Counties) For Mayor - (Vote for one)

Choice	Party	Vote by Mail		Early Voting		Election Day Voting		Total	
Mary S. Alexander-Basta	FPB	1,350	100.00%	1,413	100.00%	2,202	100.00%	4,965	100.00%
Cast Votes:		1,350	100.00%	1,413	100.00%	2,202	100.00%	4,965	100.00%
Undervotes:		331		364		497		1,192	
Overvotes:		0		0		0		0	
Unresolved write-ins:		0		0		0		0	

Cumulative Results Report

Will County Election Night 4/1/2025

Run Time 12:35 PM

Run Date 04/16/2025

WILL COUNTY, ILLINOIS

CONSOLIDATED ELECTION - APRIL 1, 2025

4/1/2025

Page 10

Official Results

Registered Voters

79978 of 453563 = 17.63%

Precincts Reporting

310 of 310 = 100.00%

VILLAGE OF BOLINGBROOK (DuPage & Will Counties) For Clerk - (Vote for one)

Choice	Party	Vote by Mail		Early Voting		Election Day Voting		Total	
Martha "Marti" M. Barton	FPB	1,305	100.00%	1,347	100.00%	2,104	100.00%	4,756	100.00%
Cast Votes:		1,305	100.00%	1,347	100.00%	2,104	100.00%	4,756	100.00%
Undervotes:		376		430		595		1,401	
Overvotes:		0		0		0		0	
Unresolved write-ins:		0		0		0		0	

VILLAGE OF BOLINGBROOK (DuPage & Will Counties) For Trustee - (Vote for not more than three)

Choice	Party	Vote by Mail		Early Voting		Election Day Voting		Total	
Michael T. Lawler	FPB	1,181	34.92%	1,215	35.04%	1,881	35.13%	4,277	35.05%
Bhavini K. Patel	FPB	1,088	32.17%	1,092	31.50%	1,693	31.62%	3,873	31.74%
Troy J. Doris	FPB	1,113	32.91%	1,160	33.46%	1,781	33.26%	4,054	33.22%
Cast Votes:		3,382	100.00%	3,467	100.00%	5,355	100.00%	12,204	100.00%
Undervotes:		1,661		1,864		2,742		6,267	
Overvotes:		0		0		0		0	
Unresolved write-ins:		0		0		0		0	

VILLAGE OF CHANNAHON (Grundy & Will Counties) For Trustee - (Vote for not more than three)

Choice	Party	Vote by Mail		Early Voting		Election Day Voting		Total	
Mark Scaggs	IND	152	32.20%	81	30.57%	328	31.15%	561	31.34%
Sam Greco	IND	170	36.02%	99	37.36%	397	37.70%	666	37.21%
Chantal Host	IND	150	31.78%	85	32.08%	328	31.15%	563	31.45%
Cast Votes:		472	100.00%	265	100.00%	1,053	100.00%	1,790	100.00%
Undervotes:		290		182		846		1,318	
Overvotes:		0		0		0		0	
Unresolved write-ins:		0		0		0		0	

VILLAGE OF COAL CITY (Grundy & Will Counties) For Trustee - (Vote for not more than three)

Choice	Party	Vote by Mail		Early Voting		Election Day Voting		Total	
William (Bill) Mincey		0	0.00%	0	0.00%	0	0.00%	0	0.00%
Chris (CJ) Lauterbur		0	0.00%	0	0.00%	0	0.00%	0	0.00%
Ross Bradley		0	0.00%	0	0.00%	0	0.00%	0	0.00%
Cast Votes:		0	0.00%	0	0.00%	0	0.00%	0	0.00%
Undervotes:		0		0		0		0	
Overvotes:		0		0		0		0	
Unresolved write-ins:		0		0		0		0	

Cumulative Results Report

Will County Election Night 4/1/2025

Run Time 12:35 PM

Run Date 04/16/2025

WILL COUNTY, ILLINOIS

CONSOLIDATED ELECTION - APRIL 1, 2025

4/1/2025

Page 11

Official Results**Registered Voters**

79978 of 453563 = 17.63%

Precincts Reporting

310 of 310 = 100.00%

VILLAGE OF CRETE For President - (Vote for one)

Choice	Party	Vote by Mail		Early Voting		Election Day Voting		Total	
Mark S. Wiater	IND	195	100.00%	92	100.00%	433	100.00%	720	100.00%
	Cast Votes:	195	100.00%	92	100.00%	433	100.00%	720	100.00%
	Undervotes:	43		13		64		120	
	Overvotes:	0		0		0		0	
	Unresolved write-ins:	0		0		0		0	

VILLAGE OF CRETE For Clerk - (Vote for one)

Choice	Party	Vote by Mail		Early Voting		Election Day Voting		Total	
No Candidate		0	0.00%	0	0.00%	0	0.00%	0	0.00%
	Cast Votes:	0	0.00%	0	0.00%	0	0.00%	0	0.00%
	Undervotes:	0		0		0		0	
	Overvotes:	0		0		0		0	
	Unresolved write-ins:	0		0		0		0	

VILLAGE OF CRETE For Trustee - (Vote for not more than three)

Choice	Party	Vote by Mail		Early Voting		Election Day Voting		Total	
Stephen E. Johnson	IND	144	29.57%	58	26.36%	272	26.75%	474	27.49%
Keith Miller	IND	140	28.75%	63	28.64%	270	26.55%	473	27.44%
Jamie L. Healy	IND	147	30.18%	81	36.82%	329	32.35%	557	32.31%
Zirrell Conner	IND	56	11.50%	18	8.18%	146	14.36%	220	12.76%
	Cast Votes:	487	100.00%	220	100.00%	1,017	100.00%	1,724	100.00%
	Undervotes:	224		95		465		784	
	Overvotes:	1		0		3		4	
	Unresolved write-ins:	0		0		0		0	

VILLAGE OF DIAMOND (Grundy & Will Counties) For Mayor - (Vote for one)

Choice	Party	Vote by Mail		Early Voting		Election Day Voting		Total	
Teresa (Terry) A. Kernc		0	0.00%	0	0.00%	0	0.00%	0	0.00%
	Cast Votes:	0	0.00%	0	0.00%	0	0.00%	0	0.00%
	Undervotes:	0		0		0		0	
	Overvotes:	0		0		0		0	
	Unresolved write-ins:	0		0		0		0	

Cumulative Results Report

Will County Election Night 4/1/2025

Run Time 12:35 PM

Run Date 04/16/2025

WILL COUNTY, ILLINOIS

CONSOLIDATED ELECTION - APRIL 1, 2025

4/1/2025

Page 12

Official Results

Registered Voters

79978 of 453563 = 17.63%

Precincts Reporting

310 of 310 = 100.00%

VILLAGE OF DIAMOND (Grundy & Will Counties) For Commissioner - (Vote for not more than four)

Choice	Party	Vote by Mail		Early Voting		Election Day Voting		Total	
Jeff Kasher		0	0.00%	0	0.00%	0	0.00%	0	0.00%
	Cast Votes:	0	0.00%	0	0.00%	0	0.00%	0	0.00%
	Undervotes:	0		0		0		0	
	Overvotes:	0		0		0		0	
	Unresolved write-ins:	0		0		0		0	

VILLAGE OF ELWOOD For President - (Vote for one)

Choice	Party	Vote by Mail		Early Voting		Election Day Voting		Total	
Doug Jenco	IND	52	100.00%	31	100.00%	165	100.00%	248	100.00%
	Cast Votes:	52	100.00%	31	100.00%	165	100.00%	248	100.00%
	Undervotes:	2		7		15		24	
	Overvotes:	0		0		0		0	
	Unresolved write-ins:	0		0		0		0	

VILLAGE OF ELWOOD For Trustee - (Vote for not more than three)

Choice	Party	Vote by Mail		Early Voting		Election Day Voting		Total	
Junellen Eastman Johnson	IND	42	34.15%	18	28.13%	89	28.25%	149	29.68%
Douglas Mytnik	IND	40	32.52%	21	32.81%	119	37.78%	180	35.86%
Dorothy Eppenstein	IND	41	33.33%	25	39.06%	107	33.97%	173	34.46%
	Cast Votes:	123	100.00%	64	100.00%	315	100.00%	502	100.00%
	Undervotes:	39		50		225		314	
	Overvotes:	0		0		0		0	
	Unresolved write-ins:	0		0		0		0	

VILLAGE OF FRANKFORT (Cook & Will Counties) For President - (Vote for one)

Choice	Party	Vote by Mail		Early Voting		Election Day Voting		Total	
Keith Ogle	IND	549	64.51%	827	52.81%	1,120	60.51%	2,496	58.48%
Justin Ozinga	IND	302	35.49%	739	47.19%	731	39.49%	1,772	41.52%
	Cast Votes:	851	100.00%	1,566	100.00%	1,851	100.00%	4,268	100.00%
	Undervotes:	17		17		33		67	
	Overvotes:	2		0		2		4	
	Unresolved write-ins:	0		0		0		0	

Cumulative Results Report

Will County Election Night 4/1/2025

Run Time 12:35 PM

Run Date 04/16/2025

WILL COUNTY, ILLINOIS

CONSOLIDATED ELECTION - APRIL 1, 2025

4/1/2025

Page 13

Official Results

Registered Voters

79978 of 453563 = 17.63%

Precincts Reporting

310 of 310 = 100.00%

VILLAGE OF FRANKFORT (Cook & Will Counties) For Clerk - (Vote for one)

Choice	Party	Vote by Mail		Early Voting		Election Day Voting		Total	
Katie Schubert	IND	666	100.00%	1,258	100.00%	1,520	100.00%	3,444	100.00%
Cast Votes:		666	100.00%	1,258	100.00%	1,520	100.00%	3,444	100.00%
Undervotes:		204		325		366		895	
Overvotes:		0		0		0		0	
Unresolved write-ins:		0		0		0		0	

VILLAGE OF FRANKFORT (Cook & Will Counties) For Trustee - (Vote for not more than three)

Choice	Party	Vote by Mail		Early Voting		Election Day Voting		Total	
Michael J. Leddin	IND	523	26.45%	1,012	27.53%	1,092	25.91%	2,627	26.62%
Daniel Rossi	IND	501	25.34%	887	24.13%	1,060	25.15%	2,448	24.81%
Eugene Savaria	IND	483	24.43%	976	26.55%	1,031	24.46%	2,490	25.23%
Todd Morgan	IND	470	23.77%	801	21.79%	1,032	24.48%	2,303	23.34%
Cast Votes:		1,977	100.00%	3,676	100.00%	4,215	100.00%	9,868	100.00%
Undervotes:		630		1,055		1,434		3,119	
Overvotes:		1		6		3		10	
Unresolved write-ins:		0		0		0		0	

VILLAGE OF GODLEY (Grundy & Will Counties) For Trustee (To serve an unexpired 2-year term) - (Vote for one)

Choice	Party	Vote by Mail		Early Voting		Election Day Voting		Total	
James R. Peters	IND	8	100.00%	0	0.00%	25	100.00%	33	100.00%
Cast Votes:		8	100.00%	0	0.00%	25	100.00%	33	100.00%
Undervotes:		0		0		5		5	
Overvotes:		0		0		0		0	
Unresolved write-ins:		0		0		0		0	

VILLAGE OF GODLEY (Grundy & Will Counties) For Trustee - (Vote for not more than three)

Choice	Party	Vote by Mail		Early Voting		Election Day Voting		Total	
Pam Nacey	IND	5	35.71%	0	0.00%	21	42.00%	26	40.63%
Doreen L. Attwood	IND	5	35.71%	0	0.00%	13	26.00%	18	28.13%
Earl Burd	IND	4	28.57%	0	0.00%	16	32.00%	20	31.25%
Cast Votes:		14	100.00%	0	0.00%	50	100.00%	64	100.00%
Undervotes:		10		0		40		50	
Overvotes:		0		0		0		0	
Unresolved write-ins:		0		0		0		0	

Cumulative Results Report

Will County Election Night 4/1/2025

Run Time 12:35 PM
Run Date 04/16/2025

WILL COUNTY, ILLINOIS

CONSOLIDATED ELECTION - APRIL 1, 2025

4/1/2025

Page 14

Official Results

Registered Voters
79978 of 453563 = 17.63%

Precincts Reporting
310 of 310 = 100.00%

VILLAGE OF HOMER GLEN (Cook & Will Counties) For Trustee - (Vote for not more than three)

Choice	Party	Vote by Mail		Early Voting		Election Day Voting		Total	
Ruben L. Pazmino		219	9.54%	194	12.99%	663	12.52%	1,076	11.84%
Rose Reynders		571	24.87%	330	22.09%	1,186	22.40%	2,087	22.97%
Richard Modelski		250	10.89%	155	10.37%	499	9.42%	904	9.95%
Michael LePore		505	21.99%	300	20.08%	1,122	21.19%	1,927	21.21%
Nicholas S. Muller		449	19.56%	278	18.61%	1,000	18.89%	1,727	19.01%
Kevin Koukol		101	4.40%	67	4.48%	214	4.04%	382	4.20%
John Hayes		116	5.05%	55	3.68%	246	4.65%	417	4.59%
Heidi Pacella (W)		85	3.70%	115	7.70%	365	6.89%	565	6.22%
Cast Votes:		2,296	100.00%	1,494	100.00%	5,295	100.00%	9,085	100.00%
Undervotes:		338		147		621		1,106	
Overvotes:		7		3		17		27	
Unresolved write-ins:		0		0		0		0	

VILLAGE OF LEMONT (Cook, DuPage & Will Counties) For President - (Vote for one)

Choice	Party	Vote by Mail		Early Voting		Election Day Voting		Total	
John Egofske	POL	0	0.00%	2	100.00%	0	0.00%	2	100.00%
Cast Votes:		0	0.00%	2	100.00%	0	0.00%	2	100.00%
Undervotes:		0		0		0		0	
Overvotes:		0		0		0		0	
Unresolved write-ins:		0		0		0		0	

VILLAGE OF LEMONT (Cook, DuPage & Will Counties) For Clerk - (Vote for one)

Choice	Party	Vote by Mail		Early Voting		Election Day Voting		Total	
Charlene Smollen	POL	0	0.00%	2	100.00%	0	0.00%	2	100.00%
Cast Votes:		0	0.00%	2	100.00%	0	0.00%	2	100.00%
Undervotes:		0		0		0		0	
Overvotes:		0		0		0		0	
Unresolved write-ins:		0		0		0		0	

Cumulative Results Report

WILL COUNTY, ILLINOIS

Official Results

Will County Election Night 4/1/2025

CONSOLIDATED ELECTION - APRIL 1, 2025

Registered Voters

79978 of 453563 = 17.63%

Precincts Reporting

310 of 310 = 100.00%

Run Time 12:35 PM

4/1/2025

Run Date 04/16/2025

Page 15

VILLAGE OF LEMONT (Cook, DuPage & Will Counties) For Trustee - (Vote for not more than three)

Choice	Party	Vote by Mail		Early Voting		Election Day Voting		Total	
Ken McClafferty	POL	0	0.00%	1	33.33%	0	0.00%	1	33.33%
Kevin W. Shaughnessy	POL	0	0.00%	1	33.33%	0	0.00%	1	33.33%
Samuel J. Forzley	POL	0	0.00%	1	33.33%	0	0.00%	1	33.33%
Dave Maher		0	0.00%	0	0.00%	0	0.00%	0	0.00%
Mark Pawlak		0	0.00%	0	0.00%	0	0.00%	0	0.00%
Cast Votes:		0	0.00%	3	100.00%	0	0.00%	3	100.00%
Undervotes:		0		3		0		3	
Overvotes:		0		0		0		0	
Unresolved write-ins:		0		0		0		0	

VILLAGE OF MANHATTAN For President - (Vote for one)

Choice	Party	Vote by Mail		Early Voting		Election Day Voting		Total	
David L. Beemsterboer		72	28.24%	81	18.24%	248	23.89%	401	23.09%
Mike Adrieansen		183	71.76%	363	81.76%	790	76.11%	1,336	76.91%
Cast Votes:		255	100.00%	444	100.00%	1,038	100.00%	1,737	100.00%
Undervotes:		3		2		9		14	
Overvotes:		1		0		0		1	
Unresolved write-ins:		0		0		0		0	

VILLAGE OF MANHATTAN For Clerk - (Vote for one)

Choice	Party	Vote by Mail		Early Voting		Election Day Voting		Total	
Rebecca Bouck		216	100.00%	381	100.00%	878	100.00%	1,475	100.00%
Cast Votes:		216	100.00%	381	100.00%	878	100.00%	1,475	100.00%
Undervotes:		43		65		169		277	
Overvotes:		0		0		0		0	
Unresolved write-ins:		0		0		0		0	

Cumulative Results Report

Will County Election Night 4/1/2025

Run Time 12:35 PM

Run Date 04/16/2025

WILL COUNTY, ILLINOIS

CONSOLIDATED ELECTION - APRIL 1, 2025

4/1/2025

Page 16

Official Results

Registered Voters
79978 of 453563 = 17.63%

Precincts Reporting
310 of 310 = 100.00%

VILLAGE OF MANHATTAN For Trustee - (Vote for not more than three)

Choice	Party	Vote by Mail		Early Voting		Election Day Voting		Total	
Justin Young		157	22.82%	315	26.56%	672	24.11%	1,144	24.54%
Jennifer Bahena		146	21.22%	263	22.18%	583	20.92%	992	21.28%
Clint Boone		141	20.49%	295	24.87%	604	21.67%	1,040	22.31%
Heather Falkenthal		38	5.52%	37	3.12%	152	5.45%	227	4.87%
Paula Gibbs		59	8.58%	80	6.75%	237	8.50%	376	8.07%
Tom Biscan		70	10.17%	95	8.01%	260	9.33%	425	9.12%
Michael Naughton		77	11.19%	101	8.52%	279	10.01%	457	9.80%
Cast Votes:		688	100.00%	1,186	100.00%	2,787	100.00%	4,661	100.00%
Undervotes:		83		140		342		565	
Overvotes:		2		4		4		10	
Unresolved write-ins:		0		0		0		0	

VILLAGE OF MINOOKA (Grundy, Kendall & Will Counties) For President - (Vote for one)

Choice	Party	Vote by Mail		Early Voting		Election Day Voting		Total	
Frederic Offerman	IND	43	100.00%	37	100.00%	126	100.00%	206	100.00%
Cast Votes:		43	100.00%	37	100.00%	126	100.00%	206	100.00%
Undervotes:		6		5		20		31	
Overvotes:		0		0		0		0	
Unresolved write-ins:		0		0		0		0	

VILLAGE OF MINOOKA (Grundy, Kendall & Will Counties) For Trustee - (Vote for not more than three)

Choice	Party	Vote by Mail		Early Voting		Election Day Voting		Total	
Joshawa Stell	IND	23	18.85%	18	21.69%	70	21.81%	111	21.10%
Robin White	IND	36	29.51%	24	28.92%	76	23.68%	136	25.86%
Brayden Caraynoff-Huber	IND	2	1.64%	2	2.41%	17	5.30%	21	3.99%
Douglas P. Martin	IND	18	14.75%	14	16.87%	56	17.45%	88	16.73%
Jonathan M. Slavik	IND	13	10.66%	9	10.84%	42	13.08%	64	12.17%
Gabriela Martinez	IND	30	24.59%	16	19.28%	60	18.69%	106	20.15%
Cast Votes:		122	100.00%	83	100.00%	321	100.00%	526	100.00%
Undervotes:		25		43		114		182	
Overvotes:		0		0		1		1	
Unresolved write-ins:		0		0		0		0	

Cumulative Results Report

Will County Election Night 4/1/2025

Run Time 12:35 PM

Run Date 04/16/2025

WILL COUNTY, ILLINOIS

CONSOLIDATED ELECTION - APRIL 1, 2025

4/1/2025

Page 17

Official Results

Registered Voters

79978 of 453563 = 17.63%

Precincts Reporting

310 of 310 = 100.00%

VILLAGE OF MOKENA For President - (Vote for one)

Choice	Party	Vote by Mail		Early Voting		Election Day Voting		Total	
George J. Metanias	IND	315	44.68%	426	55.69%	921	56.09%	1,662	53.41%
Frank A. Fleischer	IND	390	55.32%	339	44.31%	721	43.91%	1,450	46.59%
Cast Votes:		705	100.00%	765	100.00%	1,642	100.00%	3,112	100.00%
Undervotes:		19		27		32		78	
Overvotes:		0		0		1		1	
Unresolved write-ins:		0		0		0		0	

VILLAGE OF MOKENA For Clerk - (Vote for one)

Choice	Party	Vote by Mail		Early Voting		Election Day Voting		Total	
Melissa Martini	IND	584	100.00%	658	100.00%	1,390	100.00%	2,632	100.00%
Cast Votes:		584	100.00%	658	100.00%	1,390	100.00%	2,632	100.00%
Undervotes:		140		134		285		559	
Overvotes:		0		0		0		0	
Unresolved write-ins:		0		0		0		0	

VILLAGE OF MOKENA For Trustee (To serve an unexpired 2-year term) - (Vote for one)

Choice	Party	Vote by Mail		Early Voting		Election Day Voting		Total	
Colleen M. Patrick-Lenart	IND	305	45.73%	358	48.31%	782	49.71%	1,445	48.47%
Nick Clancy	IND	362	54.27%	383	51.69%	791	50.29%	1,536	51.53%
Cast Votes:		667	100.00%	741	100.00%	1,573	100.00%	2,981	100.00%
Undervotes:		52		49		100		201	
Overvotes:		5		2		2		9	
Unresolved write-ins:		0		0		0		0	

VILLAGE OF MOKENA For Trustee - (Vote for not more than three)

Choice	Party	Vote by Mail		Early Voting		Election Day Voting		Total	
Melissa Fedora	IND	397	22.32%	455	24.32%	957	24.75%	1,809	24.07%
Daniel C. Gilbert	IND	319	17.93%	376	20.10%	782	20.22%	1,477	19.65%
Joshua Bailey	IND	333	18.72%	390	20.84%	819	21.18%	1,542	20.51%
James D. Roberts	IND	334	18.77%	286	15.29%	596	15.41%	1,216	16.18%
Kimberly Huelsman	IND	396	22.26%	364	19.45%	713	18.44%	1,473	19.60%
Cast Votes:		1,779	100.00%	1,871	100.00%	3,867	100.00%	7,517	100.00%
Undervotes:		387		490		1,140		2,017	
Overvotes:		2		5		6		13	
Unresolved write-ins:		0		0		0		0	

Cumulative Results Report

Will County Election Night 4/1/2025

Run Time 12:35 PM

Run Date 04/16/2025

WILL COUNTY, ILLINOIS

CONSOLIDATED ELECTION - APRIL 1, 2025

4/1/2025

Page 18

Official Results

Registered Voters

79978 of 453563 = 17.63%

Precincts Reporting

310 of 310 = 100.00%

VILLAGE OF MONEE For Mayor - (Vote for one)

Choice	Party	Vote by Mail		Early Voting		Election Day Voting		Total	
Therese M. Bogs	IND	123	93.18%	56	81.16%	610	92.28%	789	91.53%
Doneshia V. Codjoe	IND	9	6.82%	13	18.84%	51	7.72%	73	8.47%
Cast Votes:		132	100.00%	69	100.00%	661	100.00%	862	100.00%
Undervotes:		2		0		2		4	
Overvotes:		0		0		0		0	
Unresolved write-ins:		0		0		0		0	

VILLAGE OF MONEE For Clerk - (Vote for one)

Choice	Party	Vote by Mail		Early Voting		Election Day Voting		Total	
Michelle Powell-Johnson	IND	120	100.00%	61	100.00%	596	100.00%	777	100.00%
Cast Votes:		120	100.00%	61	100.00%	596	100.00%	777	100.00%
Undervotes:		14		8		67		89	
Overvotes:		0		0		0		0	
Unresolved write-ins:		0		0		0		0	

VILLAGE OF MONEE For Trustee - (Vote for not more than three)

Choice	Party	Vote by Mail		Early Voting		Election Day Voting		Total	
John R. Henson	IND	91	28.89%	46	29.30%	473	30.81%	610	30.39%
Doug Horne	IND	88	27.94%	44	28.03%	444	28.93%	576	28.70%
Sharon Y. Golden	IND	62	19.68%	26	16.56%	213	13.88%	301	15.00%
Charles Rakis	IND	74	23.49%	41	26.11%	405	26.38%	520	25.91%
Cast Votes:		315	100.00%	157	100.00%	1,535	100.00%	2,007	100.00%
Undervotes:		84		50		436		570	
Overvotes:		1		0		6		7	
Unresolved write-ins:		0		0		0		0	

VILLAGE OF NEW LENOX For Trustee (To serve an unexpired 2-year term) - (Vote for one)

Choice	Party	Vote by Mail		Early Voting		Election Day Voting		Total	
Katie Christopherson	IND	541	100.00%	395	100.00%	1,066	100.00%	2,002	100.00%
Cast Votes:		541	100.00%	395	100.00%	1,066	100.00%	2,002	100.00%
Undervotes:		215		142		388		745	
Overvotes:		0		0		0		0	
Unresolved write-ins:		0		0		0		0	

Cumulative Results Report

Will County Election Night 4/1/2025

Run Time 12:35 PM

Run Date 04/16/2025

WILL COUNTY, ILLINOIS

CONSOLIDATED ELECTION - APRIL 1, 2025

4/1/2025

Page 19

Official Results

Registered Voters

79978 of 453563 = 17.63%

Precincts Reporting

310 of 310 = 100.00%

VILLAGE OF NEW LENOX For Trustee - (Vote for not more than three)

Choice	Party	Vote by Mail		Early Voting		Election Day Voting		Total	
Bryan Reiser	IND	435	32.25%	322	33.33%	758	32.41%	1,515	32.55%
James Leahy Wilson	IND	420	31.13%	301	31.16%	734	31.38%	1,455	31.26%
Amy Gugliuzza	IND	494	36.62%	343	35.51%	847	36.21%	1,684	36.18%
Cast Votes:		1,349	100.00%	966	100.00%	2,339	100.00%	4,654	100.00%
Undervotes:		919		645		2,023		3,587	
Overvotes:		0		0		0		0	
Unresolved write-ins:		0		0		0		0	

VILLAGE OF ORLAND PARK (Cook & Will Counties) For President - (Vote for one)

Choice	Party	Vote by Mail		Early Voting		Election Day Voting		Total	
Keith Pekau	POP	17	36.96%	1	16.67%	1	20.00%	19	33.33%
Jim Dodge	OPA	29	63.04%	5	83.33%	4	80.00%	38	66.67%
Cast Votes:		46	100.00%	6	100.00%	5	100.00%	57	100.00%
Undervotes:		2		0		0		2	
Overvotes:		0		0		0		0	
Unresolved write-ins:		0		0		0		0	

VILLAGE OF ORLAND PARK (Cook & Will Counties) For Clerk - (Vote for one)

Choice	Party	Vote by Mail		Early Voting		Election Day Voting		Total	
Brian Gaspardo	POP	13	29.55%	1	16.67%	1	20.00%	15	27.27%
Mary Ryan Norwell	OPA	31	70.45%	5	83.33%	4	80.00%	40	72.73%
Cast Votes:		44	100.00%	6	100.00%	5	100.00%	55	100.00%
Undervotes:		4		0		0		4	
Overvotes:		0		0		0		0	
Unresolved write-ins:		0		0		0		0	

Cumulative Results Report

Will County Election Night 4/1/2025

Run Time 12:35 PM

Run Date 04/16/2025

WILL COUNTY, ILLINOIS

CONSOLIDATED ELECTION - APRIL 1, 2025

4/1/2025

Page 20

Official Results

Registered Voters

79978 of 453563 = 17.63%

Precincts Reporting

310 of 310 = 100.00%

VILLAGE OF ORLAND PARK (Cook & Will Counties) For Trustee - (Vote for not more than three)

Choice	Party	Vote by Mail		Early Voting		Election Day Voting		Total	
Brian Riordan	POP	14	10.85%	1	5.88%	2	14.29%	17	10.63%
Carol McGury	POP	19	14.73%	1	5.88%	1	7.14%	21	13.13%
Sean Kampas	POP	15	11.63%	2	11.76%	2	14.29%	19	11.88%
Dina M. Lawrence	OPA	27	20.93%	4	23.53%	3	21.43%	34	21.25%
Joanna M. Liotine Leafblad	OPA	26	20.16%	5	29.41%	3	21.43%	34	21.25%
John Lawler	OPA	28	21.71%	4	23.53%	3	21.43%	35	21.88%
Cast Votes:		129	100.00%	17	100.00%	14	100.00%	160	100.00%
Undervotes:		15		1		1		17	
Overvotes:		0		0		0		0	
Unresolved write-ins:		0		0		0		0	

VILLAGE OF PARK FOREST (Cook & Will Counties) For Trustee - (Vote for not more than three)

Choice	Party	Vote by Mail		Early Voting		Election Day Voting		Total	
Maya Hardy	IND	38	33.63%	8	32.00%	37	36.63%	83	34.73%
Erin I. Slone	IND	37	32.74%	7	28.00%	33	32.67%	77	32.22%
Theresa M. Settles	IND	38	33.63%	10	40.00%	31	30.69%	79	33.05%
Cast Votes:		113	100.00%	25	100.00%	101	100.00%	239	100.00%
Undervotes:		46		8		43		97	
Overvotes:		0		0		0		0	
Unresolved write-ins:		0		0		0		0	

VILLAGE OF PEOTONE For President - (Vote for one)

Choice	Party	Vote by Mail		Early Voting		Election Day Voting		Total	
Peter J. March	IND	72	43.90%	14	35.00%	291	33.30%	377	34.97%
Chris Vieaux	IND	92	56.10%	26	65.00%	583	66.70%	701	65.03%
Cast Votes:		164	100.00%	40	100.00%	874	100.00%	1,078	100.00%
Undervotes:		3		1		4		8	
Overvotes:		0		0		0		0	
Unresolved write-ins:		0		0		0		0	

Cumulative Results Report

Will County Election Night 4/1/2025

Run Time 12:35 PM

Run Date 04/16/2025

WILL COUNTY, ILLINOIS

CONSOLIDATED ELECTION - APRIL 1, 2025

4/1/2025

Page 21

Official Results

Registered Voters

79978 of 453563 = 17.63%

Precincts Reporting

310 of 310 = 100.00%

VILLAGE OF PEOTONE For Trustee - (Vote for not more than three)

Choice	Party	Vote by Mail		Early Voting		Election Day Voting		Total	
Nicholas Lee Strba	IND	113	36.10%	25	35.71%	568	43.59%	706	41.87%
Patrick J. Bowden	IND	105	33.55%	26	37.14%	380	29.16%	511	30.31%
Jacqueline Richards	IND	95	30.35%	19	27.14%	355	27.24%	469	27.82%
Cast Votes:		313	100.00%	70	100.00%	1,303	100.00%	1,686	100.00%
Undervotes:		188		53		1,331		1,572	
Overvotes:		0		0		0		0	
Unresolved write-ins:		0		0		0		0	

VILLAGE OF PLAINFIELD (Kendall & Will Counties) For President - (Vote for one)

Choice	Party	Vote by Mail		Early Voting		Election Day Voting		Total	
Kevin M. Calkins	IND	167	10.32%	90	5.94%	294	9.87%	551	9.01%
Margie Bonuchi	IND	356	21.99%	330	21.77%	720	24.18%	1,406	23.00%
John F. Argoudelis	IND	1,049	64.79%	1,042	68.73%	1,851	62.16%	3,942	64.49%
Cally J. Larson	IND	47	2.90%	54	3.56%	113	3.79%	214	3.50%
Cast Votes:		1,619	100.00%	1,516	100.00%	2,978	100.00%	6,113	100.00%
Undervotes:		38		30		41		109	
Overvotes:		8		1		2		11	
Unresolved write-ins:		0		0		0		0	

VILLAGE OF PLAINFIELD (Kendall & Will Counties) For Trustee - (Vote for not more than three)

Choice	Party	Vote by Mail		Early Voting		Election Day Voting		Total	
Vanessa Sula	IND	1,077	39.22%	859	37.71%	1,571	36.21%	3,507	37.46%
Siv Panicker	IND	764	27.82%	588	25.81%	1,104	25.44%	2,456	26.23%
Tom Ruane	IND	905	32.96%	831	36.48%	1,664	38.35%	3,400	36.31%
Cast Votes:		2,746	100.00%	2,278	100.00%	4,339	100.00%	9,363	100.00%
Undervotes:		2,249		2,363		4,724		9,336	
Overvotes:		0		0		0		0	
Unresolved write-ins:		0		0		0		0	

VILLAGE OF ROCKDALE For President - (Vote for one)

Choice	Party	Vote by Mail		Early Voting		Election Day Voting		Total	
Samuel Wyke		20	100.00%	4	100.00%	67	100.00%	91	100.00%
Cast Votes:		20	100.00%	4	100.00%	67	100.00%	91	100.00%
Undervotes:		3		2		8		13	
Overvotes:		0		0		0		0	
Unresolved write-ins:		0		0		0		0	

Cumulative Results Report

Will County Election Night 4/1/2025

Run Time 12:35 PM

Run Date 04/16/2025

WILL COUNTY, ILLINOIS

CONSOLIDATED ELECTION - APRIL 1, 2025

4/1/2025

Page 22

Official Results

Registered Voters

79978 of 453563 = 17.63%

Precincts Reporting

310 of 310 = 100.00%

VILLAGE OF ROCKDALE For Trustee - (Vote for not more than three)

Choice	Party	Vote by Mail		Early Voting		Election Day Voting		Total	
Eugene Lorenc		21	37.50%	3	30.00%	55	34.81%	79	35.27%
Mark Pirc		17	30.36%	4	40.00%	53	33.54%	74	33.04%
Gary Califello		18	32.14%	3	30.00%	50	31.65%	71	31.70%
Cast Votes:		56	100.00%	10	100.00%	158	100.00%	224	100.00%
Undervotes:		13		8		67		88	
Overvotes:		0		0		0		0	
Unresolved write-ins:		0		0		0		0	

VILLAGE OF ROMEOVILLE For President - (Vote for one)

Choice	Party	Vote by Mail		Early Voting		Election Day Voting		Total	
John D. Noak	ROM	696	100.00%	243	100.00%	1,129	100.00%	2,068	100.00%
Cast Votes:		696	100.00%	243	100.00%	1,129	100.00%	2,068	100.00%
Undervotes:		88		28		158		274	
Overvotes:		0		0		0		0	
Unresolved write-ins:		0		0		0		0	

VILLAGE OF ROMEOVILLE For Clerk - (Vote for one)

Choice	Party	Vote by Mail		Early Voting		Election Day Voting		Total	
Bernice E. Holloway	ROM	683	100.00%	228	100.00%	1,105	100.00%	2,016	100.00%
Cast Votes:		683	100.00%	228	100.00%	1,105	100.00%	2,016	100.00%
Undervotes:		101		43		182		326	
Overvotes:		0		0		0		0	
Unresolved write-ins:		0		0		0		0	

VILLAGE OF ROMEOVILLE For Trustee - (Vote for not more than three)

Choice	Party	Vote by Mail		Early Voting		Election Day Voting		Total	
Jose "Joe" Chavez, Jr.	ROM	610	35.55%	199	35.86%	981	36.25%	1,790	35.97%
Brian A. Clancy, Sr.	ROM	557	32.46%	182	32.79%	875	32.34%	1,614	32.43%
David G. Richards	ROM	549	31.99%	174	31.35%	850	31.41%	1,573	31.61%
Cast Votes:		1,716	100.00%	555	100.00%	2,706	100.00%	4,977	100.00%
Undervotes:		636		258		1,155		2,049	
Overvotes:		0		0		0		0	
Unresolved write-ins:		0		0		0		0	

Cumulative Results Report

Will County Election Night 4/1/2025

Run Time 12:35 PM

Run Date 04/16/2025

WILL COUNTY, ILLINOIS

CONSOLIDATED ELECTION - APRIL 1, 2025

4/1/2025

Page 23

Official Results

Registered Voters

79978 of 453563 = 17.63%

Precincts Reporting

310 of 310 = 100.00%

VILLAGE OF SHOREWOOD For Mayor - (Vote for one)

Choice	Party	Vote by Mail		Early Voting		Election Day Voting		Total	
Clarence 'CC' DeBold	IND	390	100.00%	236	100.00%	577	100.00%	1,203	100.00%
	Cast Votes:	390	100.00%	236	100.00%	577	100.00%	1,203	100.00%
	Undervotes:	87		77		173		337	
	Overvotes:	0		0		0		0	
	Unresolved write-ins:	0		0		0		0	

VILLAGE OF SHOREWOOD For Clerk - (Vote for one)

Choice	Party	Vote by Mail		Early Voting		Election Day Voting		Total	
Lona Jakaitis	IND	414	100.00%	242	100.00%	586	100.00%	1,242	100.00%
	Cast Votes:	414	100.00%	242	100.00%	586	100.00%	1,242	100.00%
	Undervotes:	63		71		164		298	
	Overvotes:	0		0		0		0	
	Unresolved write-ins:	0		0		0		0	

VILLAGE OF SHOREWOOD For Trustee - (Vote for not more than three)

Choice	Party	Vote by Mail		Early Voting		Election Day Voting		Total	
Molly Babyak	IND	354	34.44%	189	33.75%	453	32.95%	996	33.61%
Scott Selfridge	IND	330	32.10%	181	32.32%	445	32.36%	956	32.26%
Richard (Rick) Chapman	IND	344	33.46%	190	33.93%	477	34.69%	1,011	34.12%
	Cast Votes:	1,028	100.00%	560	100.00%	1,375	100.00%	2,963	100.00%
	Undervotes:	403		379		875		1,657	
	Overvotes:	0		0		0		0	
	Unresolved write-ins:	0		0		0		0	

VILLAGE OF STEGER (Cook & Will Counties) For President - (Vote for one)

Choice	Party	Vote by Mail		Early Voting		Election Day Voting		Total	
Ernesto "Ernie" Lopez	BET	50	49.50%	31	33.33%	165	38.11%	246	39.23%
William J Joyce	ACT	44	43.56%	57	61.29%	189	43.65%	290	46.25%
Gerald Ryan Stewart	ALL	7	6.93%	5	5.38%	79	18.24%	91	14.51%
	Cast Votes:	101	100.00%	93	100.00%	433	100.00%	627	100.00%
	Undervotes:	1		1		0		2	
	Overvotes:	0		0		0		0	
	Unresolved write-ins:	0		0		0		0	

Cumulative Results Report

Will County Election Night 4/1/2025

Run Time 12:35 PM

Run Date 04/16/2025

WILL COUNTY, ILLINOIS

CONSOLIDATED ELECTION - APRIL 1, 2025

4/1/2025

Page 24

Official Results

Registered Voters

79978 of 453563 = 17.63%

Precincts Reporting

310 of 310 = 100.00%

VILLAGE OF STEGER (Cook & Will Counties) For Clerk - (Vote for one)

Choice	Party	Vote by Mail		Early Voting		Election Day Voting		Total	
Joseph "Joe" Zagone Jr	BET	52	53.06%	38	41.30%	179	42.12%	269	43.74%
James J Piacentini	ACT	33	33.67%	42	45.65%	170	40.00%	245	39.84%
Nicholas Charles Dreixler	ALL	13	13.27%	12	13.04%	76	17.88%	101	16.42%
Cast Votes:		98	100.00%	92	100.00%	425	100.00%	615	100.00%
Undervotes:		4		2		8		14	
Overvotes:		0		0		0		0	
Unresolved write-ins:		0		0		0		0	

VILLAGE OF STEGER (Cook & Will Counties) For Trustee - (Vote for not more than three)

Choice	Party	Vote by Mail		Early Voting		Election Day Voting		Total	
Leonard "Lenny" Skrezyna Jr.	BET	45	16.07%	30	11.28%	157	13.65%	232	13.68%
Brittany Stone	BET	50	17.86%	22	8.27%	153	13.30%	225	13.27%
Cindy Trotier	BET	55	19.64%	35	13.16%	177	15.39%	267	15.74%
Steve Thurmond	ACT	43	15.36%	52	19.55%	164	14.26%	259	15.27%
James Hanus	ACT	25	8.93%	50	18.80%	148	12.87%	223	13.15%
Starlena "Star" Kaminski	ACT	32	11.43%	50	18.80%	167	14.52%	249	14.68%
Thomas Alan Dreixler	ALL	10	3.57%	10	3.76%	79	6.87%	99	5.84%
David J. Mendez Jr	ALL	9	3.21%	10	3.76%	49	4.26%	68	4.01%
Jonathan David Hollifield	ALL	11	3.93%	7	2.63%	56	4.87%	74	4.36%
Cast Votes:		280	100.00%	266	100.00%	1,150	100.00%	1,696	100.00%
Undervotes:		23		13		146		182	
Overvotes:		1		1		1		3	
Unresolved write-ins:		0		0		0		0	

VILLAGE OF SYMERTON For Trustee - (Vote for not more than three)

Choice	Party	Vote by Mail		Early Voting		Election Day Voting		Total	
Eric Wilhelmi		2	33.33%	2	33.33%	8	40.00%	12	37.50%
Karey Taylor		2	33.33%	2	33.33%	7	35.00%	11	34.38%
Phil Anderson		2	33.33%	2	33.33%	5	25.00%	9	28.13%
Cast Votes:		6	100.00%	6	100.00%	20	100.00%	32	100.00%
Undervotes:		0		0		4		4	
Overvotes:		0		0		0		0	
Unresolved write-ins:		0		0		0		0	

Cumulative Results Report

Will County Election Night 4/1/2025

Run Time 12:35 PM

Run Date 04/16/2025

WILL COUNTY, ILLINOIS

CONSOLIDATED ELECTION - APRIL 1, 2025

4/1/2025

Page 25

Official Results

Registered Voters

79978 of 453563 = 17.63%

Precincts Reporting

310 of 310 = 100.00%

VILLAGE OF TINLEY PARK (Cook & Will Counties) For President - (Vote for one)

Choice	Party	Vote by Mail		Early Voting		Election Day Voting		Total	
Michael W. Glotz	OTP	208	66.03%	272	67.49%	300	60.73%	780	64.36%
Michael Patrick Maloney	TTP	107	33.97%	131	32.51%	194	39.27%	432	35.64%
Cast Votes:		315	100.00%	403	100.00%	494	100.00%	1,212	100.00%
Undervotes:		10		10		6		26	
Overvotes:		1		1		2		4	
Unresolved write-ins:		0		0		0		0	

VILLAGE OF TINLEY PARK (Cook & Will Counties) For Clerk - (Vote for one)

Choice	Party	Vote by Mail		Early Voting		Election Day Voting		Total	
Nancy M. O'Connor	OTP	198	63.26%	272	68.86%	303	61.96%	773	64.58%
Cynthia "Cindy" O'Boyle	TTP	115	36.74%	123	31.14%	186	38.04%	424	35.42%
Cast Votes:		313	100.00%	395	100.00%	489	100.00%	1,197	100.00%
Undervotes:		12		19		12		43	
Overvotes:		1		0		1		2	
Unresolved write-ins:		0		0		0		0	

VILLAGE OF TINLEY PARK (Cook & Will Counties) For Trustee - (Vote for not more than three)

Choice	Party	Vote by Mail		Early Voting		Election Day Voting		Total	
William P. Brady	OTP	198	22.17%	260	23.24%	292	21.49%	750	22.25%
Dennis P. Mahoney	OTP	180	20.16%	241	21.54%	273	20.09%	694	20.59%
Colleen Sullivan	OTP	177	19.82%	239	21.36%	270	19.87%	686	20.35%
Matthew F. Walsh	TTP	117	13.10%	135	12.06%	185	13.61%	437	12.96%
Melissa Sanfilippo	TTP	119	13.33%	129	11.53%	184	13.54%	432	12.82%
Eric L. Schmidt	TTP	102	11.42%	115	10.28%	155	11.41%	372	11.04%
Cast Votes:		893	100.00%	1,119	100.00%	1,359	100.00%	3,371	100.00%
Undervotes:		82		120		138		340	
Overvotes:		1		1		3		5	
Unresolved write-ins:		0		0		0		0	

Cumulative Results Report

Will County Election Night 4/1/2025

Run Time 12:35 PM

Run Date 04/16/2025

WILL COUNTY, ILLINOIS

CONSOLIDATED ELECTION - APRIL 1, 2025

4/1/2025

Page 26

Official Results

Registered Voters

79978 of 453563 = 17.63%

Precincts Reporting

310 of 310 = 100.00%

VILLAGE OF UNIVERSITY PARK (Cook & Will Counties) For Trustee - (Vote for not more than three)

Choice	Party	Vote by Mail		Early Voting		Election Day Voting		Total	
Sonia Jenkins	DEM	65	25.10%	64	23.10%	243	21.60%	372	22.40%
Karen Lewis	IND	38	14.67%	51	18.41%	216	19.20%	305	18.36%
Janelle D. McFadden	IND	43	16.60%	32	11.55%	188	16.71%	263	15.83%
Timothy S. Robinson, Sr.	IND	31	11.97%	42	15.16%	174	15.47%	247	14.87%
Davonia M. Sorrell	IND	17	6.56%	13	4.69%	62	5.51%	92	5.54%
Theaplise "Theo" Brooks	IND	65	25.10%	75	27.08%	242	21.51%	382	23.00%
Cast Votes:		259	100.00%	277	100.00%	1,125	100.00%	1,661	100.00%
Undervotes:		65		50		327		442	
Overvotes:		0		2		11		13	
Unresolved write-ins:		0		0		0		0	

VILLAGE OF WOODRIDGE (Cook, DuPage & Will Counties) For Mayor - (Vote for one)

Choice	Party	Vote by Mail		Early Voting		Election Day Voting		Total	
Gina Cunningham-Picek	IND	0	0.00%	0	0.00%	0	0.00%	0	0.00%
Cast Votes:		0	0.00%	0	0.00%	0	0.00%	0	0.00%
Undervotes:		0		0		0		0	
Overvotes:		0		0		0		0	
Unresolved write-ins:		0		0		0		0	

VILLAGE OF WOODRIDGE (Cook, DuPage & Will Counties) For Clerk - (Vote for one)

Choice	Party	Vote by Mail		Early Voting		Election Day Voting		Total	
Joseph Heneghan	IND	0	0.00%	0	0.00%	0	0.00%	0	0.00%
Cast Votes:		0	0.00%	0	0.00%	0	0.00%	0	0.00%
Undervotes:		0		0		0		0	
Overvotes:		0		0		0		0	
Unresolved write-ins:		0		0		0		0	

Cumulative Results Report

Will County Election Night 4/1/2025

Run Time 12:35 PM

Run Date 04/16/2025

WILL COUNTY, ILLINOIS

CONSOLIDATED ELECTION - APRIL 1, 2025

4/1/2025

Page 27

Official Results

Registered Voters

79978 of 453563 = 17.63%

Precincts Reporting

310 of 310 = 100.00%

VILLAGE OF WOODRIDGE (Cook, DuPage & Will Counties) For Trustee - (Vote for not more than three)

Choice	Party	Vote by Mail		Early Voting		Election Day Voting		Total	
Kaleshia "Kay" Page	IND	0	0.00%	0	0.00%	0	0.00%	0	0.00%
Joseph Kagann	IND	0	0.00%	0	0.00%	0	0.00%	0	0.00%
Curtis Nekovar (W)		0	0.00%	0	0.00%	0	0.00%	0	0.00%
Greg Abbott (W)		0	0.00%	0	0.00%	0	0.00%	0	0.00%
Cast Votes:		0	0.00%	0	0.00%	0	0.00%	0	0.00%
Undervotes:		0		0		0		0	
Overvotes:		0		0		0		0	
Unresolved write-ins:		0		0		0		0	

CHANNAHON TOWNSHIP For Supervisor - (Vote for one)

Choice	Party	Vote by Mail		Early Voting		Election Day Voting		Total	
Judy Wooten	REP	193	100.00%	133	100.00%	586	100.00%	912	100.00%
No Candidate	DEM	0	0.00%	0	0.00%	0	0.00%	0	0.00%
Cast Votes:		193	100.00%	133	100.00%	586	100.00%	912	100.00%
Undervotes:		83		52		156		291	
Overvotes:		0		0		0		0	
Unresolved write-ins:		0		0		0		0	

CHANNAHON TOWNSHIP For Clerk - (Vote for one)

Choice	Party	Vote by Mail		Early Voting		Election Day Voting		Total	
Rita Duchene-Hughes	REP	191	100.00%	132	100.00%	579	100.00%	902	100.00%
No Candidate	DEM	0	0.00%	0	0.00%	0	0.00%	0	0.00%
Cast Votes:		191	100.00%	132	100.00%	579	100.00%	902	100.00%
Undervotes:		85		53		163		301	
Overvotes:		0		0		0		0	
Unresolved write-ins:		0		0		0		0	

CHANNAHON TOWNSHIP For Assessor - (Vote for one)

Choice	Party	Vote by Mail		Early Voting		Election Day Voting		Total	
Christina McCabe	REP	190	100.00%	132	100.00%	572	100.00%	894	100.00%
No Candidate	DEM	0	0.00%	0	0.00%	0	0.00%	0	0.00%
Cast Votes:		190	100.00%	132	100.00%	572	100.00%	894	100.00%
Undervotes:		86		53		170		309	
Overvotes:		0		0		0		0	
Unresolved write-ins:		0		0		0		0	

Cumulative Results Report

Will County Election Night 4/1/2025

Run Time 12:35 PM

Run Date 04/16/2025

WILL COUNTY, ILLINOIS

CONSOLIDATED ELECTION - APRIL 1, 2025

4/1/2025

Page 28

Official Results

Registered Voters

79978 of 453563 = 17.63%

Precincts Reporting

310 of 310 = 100.00%

CHANNAHON TOWNSHIP For Highway Commissioner - (Vote for one)

Choice	Party	Vote by Mail		Early Voting		Election Day Voting		Total	
Steve Troutman	REP	200	100.00%	140	100.00%	589	100.00%	929	100.00%
No Candidate	DEM	0	0.00%	0	0.00%	0	0.00%	0	0.00%
Cast Votes:		200	100.00%	140	100.00%	589	100.00%	929	100.00%
Undervotes:		76		45		153		274	
Overvotes:		0		0		0		0	
Unresolved write-ins:		0		0		0		0	

CHANNAHON TOWNSHIP For Collector - (Vote for one)

Choice	Party	Vote by Mail		Early Voting		Election Day Voting		Total	
Alec Caldwell	REP	188	100.00%	128	100.00%	565	100.00%	881	100.00%
No Candidate	DEM	0	0.00%	0	0.00%	0	0.00%	0	0.00%
Cast Votes:		188	100.00%	128	100.00%	565	100.00%	881	100.00%
Undervotes:		88		57		177		322	
Overvotes:		0		0		0		0	
Unresolved write-ins:		0		0		0		0	

CHANNAHON TOWNSHIP For Trustee - (Vote for not more than four)

Choice	Party	Vote by Mail		Early Voting		Election Day Voting		Total	
Angie Caldwell	REP	174	26.81%	120	28.57%	485	28.20%	779	27.93%
Christine Drumm	REP	157	24.19%	97	23.10%	396	23.02%	650	23.31%
Joleen McCarty	REP	154	23.73%	97	23.10%	395	22.97%	646	23.16%
David Nelson	REP	164	25.27%	106	25.24%	444	25.81%	714	25.60%
No Candidate	DEM	0	0.00%	0	0.00%	0	0.00%	0	0.00%
Cast Votes:		649	100.00%	420	100.00%	1,720	100.00%	2,789	100.00%
Undervotes:		455		320		1,248		2,023	
Overvotes:		0		0		0		0	
Unresolved write-ins:		0		0		0		0	

CRETE TOWNSHIP For Supervisor - (Vote for one)

Choice	Party	Vote by Mail		Early Voting		Election Day Voting		Total	
Michael J. Liccar	REP	374	100.00%	212	100.00%	930	100.00%	1,516	100.00%
No Candidate	DEM	0	0.00%	0	0.00%	0	0.00%	0	0.00%
Cast Votes:		374	100.00%	212	100.00%	930	100.00%	1,516	100.00%
Undervotes:		186		55		323		564	
Overvotes:		0		0		0		0	
Unresolved write-ins:		0		0		0		0	

Cumulative Results Report

Will County Election Night 4/1/2025

Run Time 12:35 PM

Run Date 04/16/2025

WILL COUNTY, ILLINOIS

CONSOLIDATED ELECTION - APRIL 1, 2025

4/1/2025

Page 29

Official Results

Registered Voters

79978 of 453563 = 17.63%

Precincts Reporting

310 of 310 = 100.00%

CRETE TOWNSHIP For Clerk - (Vote for one)

Choice	Party	Vote by Mail		Early Voting		Election Day Voting		Total	
Jim Buitter	REP	363	100.00%	200	100.00%	900	100.00%	1,463	100.00%
No Candidate	DEM	0	0.00%	0	0.00%	0	0.00%	0	0.00%
Cast Votes:		363	100.00%	200	100.00%	900	100.00%	1,463	100.00%
Undervotes:		197		67		353		617	
Overvotes:		0		0		0		0	
Unresolved write-ins:		0		0		0		0	

CRETE TOWNSHIP For Assessor - (Vote for one)

Choice	Party	Vote by Mail		Early Voting		Election Day Voting		Total	
Mary Margaret Tamez	REP	377	100.00%	213	100.00%	906	100.00%	1,496	100.00%
No Candidate	DEM	0	0.00%	0	0.00%	0	0.00%	0	0.00%
Cast Votes:		377	100.00%	213	100.00%	906	100.00%	1,496	100.00%
Undervotes:		183		54		347		584	
Overvotes:		0		0		0		0	
Unresolved write-ins:		0		0		0		0	

CRETE TOWNSHIP For Highway Commissioner - (Vote for one)

Choice	Party	Vote by Mail		Early Voting		Election Day Voting		Total	
Anthony "Tony" Recupito	REP	391	100.00%	213	100.00%	915	100.00%	1,519	100.00%
No Candidate	DEM	0	0.00%	0	0.00%	0	0.00%	0	0.00%
Cast Votes:		391	100.00%	213	100.00%	915	100.00%	1,519	100.00%
Undervotes:		169		54		338		561	
Overvotes:		0		0		0		0	
Unresolved write-ins:		0		0		0		0	

CRETE TOWNSHIP For Collector - (Vote for one)

Choice	Party	Vote by Mail		Early Voting		Election Day Voting		Total	
Laurie Schaefer	REP	372	100.00%	200	100.00%	879	100.00%	1,451	100.00%
No Candidate	DEM	0	0.00%	0	0.00%	0	0.00%	0	0.00%
Cast Votes:		372	100.00%	200	100.00%	879	100.00%	1,451	100.00%
Undervotes:		188		67		374		629	
Overvotes:		0		0		0		0	
Unresolved write-ins:		0		0		0		0	

Cumulative Results Report

WILL COUNTY, ILLINOIS

Official Results

Will County Election Night 4/1/2025

CONSOLIDATED ELECTION - APRIL 1, 2025

Registered Voters

79978 of 453563 = 17.63%

Precincts Reporting

310 of 310 = 100.00%

Run Time 12:35 PM

4/1/2025

Run Date 04/16/2025

Page 30

CRETE TOWNSHIP For Trustee - (Vote for not more than four)

Choice	Party	Vote by Mail		Early Voting		Election Day Voting		Total	
Cheryl Albrecht	REP	317	22.92%	171	22.41%	711	22.84%	1,199	22.80%
Frank "Bambino" Elton	REP	239	17.28%	156	20.45%	629	20.21%	1,024	19.47%
Laura Hawkins	REP	264	19.09%	175	22.94%	641	20.59%	1,080	20.54%
Fay Kiaurakis	REP	207	14.97%	151	19.79%	544	17.48%	902	17.15%
Tifanni L. Sterdivant	DEM	356	25.74%	110	14.42%	588	18.89%	1,054	20.04%
Cast Votes:		1,383	100.00%	763	100.00%	3,113	100.00%	5,259	100.00%
Undervotes:		849		305		1,899		3,053	
Overvotes:		2		0		0		2	
Unresolved write-ins:		0		0		0		0	

CUSTER TOWNSHIP For Supervisor - (Vote for one)

Choice	Party	Vote by Mail		Early Voting		Election Day Voting		Total	
Michael A Blottiaux	IND	30	100.00%	5	100.00%	125	100.00%	160	100.00%
Cast Votes:		30	100.00%	5	100.00%	125	100.00%	160	100.00%
Undervotes:		10		2		25		37	
Overvotes:		0		0		0		0	
Unresolved write-ins:		0		0		0		0	

CUSTER TOWNSHIP For Clerk - (Vote for one)

Choice	Party	Vote by Mail		Early Voting		Election Day Voting		Total	
No Candidate		0	0.00%	0	0.00%	0	0.00%	0	0.00%
Cast Votes:		0	0.00%	0	0.00%	0	0.00%	0	0.00%
Undervotes:		0		0		0		0	
Overvotes:		0		0		0		0	
Unresolved write-ins:		0		0		0		0	

CUSTER TOWNSHIP For Assessor - (Vote for one)

Choice	Party	Vote by Mail		Early Voting		Election Day Voting		Total	
No Candidate		0	0.00%	0	0.00%	0	0.00%	0	0.00%
Cast Votes:		0	0.00%	0	0.00%	0	0.00%	0	0.00%
Undervotes:		0		0		0		0	
Overvotes:		0		0		0		0	
Unresolved write-ins:		0		0		0		0	

Cumulative Results Report

Will County Election Night 4/1/2025

Run Time 12:35 PM

Run Date 04/16/2025

WILL COUNTY, ILLINOIS

CONSOLIDATED ELECTION - APRIL 1, 2025

4/1/2025

Page 31

Official Results

Registered Voters

79978 of 453563 = 17.63%

Precincts Reporting

310 of 310 = 100.00%

CUSTER TOWNSHIP For Highway Commissioner - (Vote for one)

Choice	Party	Vote by Mail		Early Voting		Election Day Voting		Total	
William B. Marquardt	IND	31	77.50%	2	28.57%	101	67.79%	134	68.37%
Zackary Yeck	IND	9	22.50%	5	71.43%	48	32.21%	62	31.63%
Cast Votes:		40	100.00%	7	100.00%	149	100.00%	196	100.00%
Undervotes:		0		0		1		1	
Overvotes:		0		0		0		0	
Unresolved write-ins:		0		0		0		0	

CUSTER TOWNSHIP For Collector - (Vote for one)

Choice	Party	Vote by Mail		Early Voting		Election Day Voting		Total	
No Candidate		0	0.00%	0	0.00%	0	0.00%	0	0.00%
Cast Votes:		0	0.00%	0	0.00%	0	0.00%	0	0.00%
Undervotes:		0		0		0		0	
Overvotes:		0		0		0		0	
Unresolved write-ins:		0		0		0		0	

CUSTER TOWNSHIP For Trustee - (Vote for not more than four)

Choice	Party	Vote by Mail		Early Voting		Election Day Voting		Total	
Justin R. Grace	IND	26	36.11%	3	27.27%	86	34.40%	115	34.53%
Jarrod Lunsford	IND	19	26.39%	5	45.45%	66	26.40%	90	27.03%
Kathy Ann Lytle lemole	IND	27	37.50%	3	27.27%	98	39.20%	128	38.44%
Cast Votes:		72	100.00%	11	100.00%	250	100.00%	333	100.00%
Undervotes:		48		10		200		258	
Overvotes:		0		0		0		0	
Unresolved write-ins:		0		0		0		0	

DuPAGE TOWNSHIP For Supervisor - (Vote for one)

Choice	Party	Vote by Mail		Early Voting		Election Day Voting		Total	
Lori A. Marschke	DEM	1,577	77.80%	1,336	65.91%	1,985	58.04%	4,898	65.53%
No Candidate	REP	0	0.00%	0	0.00%	0	0.00%	0	0.00%
James Grzenia	IND	450	22.20%	691	34.09%	1,435	41.96%	2,576	34.47%
Cast Votes:		2,027	100.00%	2,027	100.00%	3,420	100.00%	7,474	100.00%
Undervotes:		75		88		155		318	
Overvotes:		2		1		1		4	
Unresolved write-ins:		0		0		0		0	

Cumulative Results Report

Will County Election Night 4/1/2025

Run Time 12:35 PM

Run Date 04/16/2025

WILL COUNTY, ILLINOIS

CONSOLIDATED ELECTION - APRIL 1, 2025

4/1/2025

Page 32

Official Results

Registered Voters

79978 of 453563 = 17.63%

Precincts Reporting

310 of 310 = 100.00%

DuPAGE TOWNSHIP For Clerk - (Vote for one)

Choice	Party	Vote by Mail		Early Voting		Election Day Voting		Total	
Barbara Ann Parker	DEM	1,537	75.16%	1,295	64.14%	1,945	56.74%	4,777	63.76%
No Candidate	REP	0	0.00%	0	0.00%	0	0.00%	0	0.00%
Diane Kloepfer	IND	508	24.84%	724	35.86%	1,483	43.26%	2,715	36.24%
Cast Votes:		2,045	100.00%	2,019	100.00%	3,428	100.00%	7,492	100.00%
Undervotes:		58		96		146		300	
Overvotes:		1		1		2		4	
Unresolved write-ins:		0		0		0		0	

DuPAGE TOWNSHIP For Assessor - (Vote for one)

Choice	Party	Vote by Mail		Early Voting		Election Day Voting		Total	
Kenneth Harris	DEM	1,510	73.98%	1,304	64.17%	1,906	55.62%	4,720	62.93%
No Candidate	REP	0	0.00%	0	0.00%	0	0.00%	0	0.00%
Jean Kelly	IND	531	26.02%	728	35.83%	1,521	44.38%	2,780	37.07%
Cast Votes:		2,041	100.00%	2,032	100.00%	3,427	100.00%	7,500	100.00%
Undervotes:		62		82		147		291	
Overvotes:		1		2		2		5	
Unresolved write-ins:		0		0		0		0	

DuPAGE TOWNSHIP For Highway Commissioner - (Vote for one)

Choice	Party	Vote by Mail		Early Voting		Election Day Voting		Total	
No Candidate	DEM	0	0.00%	0	0.00%	0	0.00%	0	0.00%
No Candidate	REP	0	0.00%	0	0.00%	0	0.00%	0	0.00%
Cast Votes:		0	0.00%	0	0.00%	0	0.00%	0	0.00%
Undervotes:		0		0		0		0	
Overvotes:		0		0		0		0	
Unresolved write-ins:		0		0		0		0	

DuPAGE TOWNSHIP For Collector - (Vote for one)

Choice	Party	Vote by Mail		Early Voting		Election Day Voting		Total	
James Bastounes	DEM	1,488	73.34%	1,281	63.86%	1,886	55.44%	4,655	62.59%
No Candidate	REP	0	0.00%	0	0.00%	0	0.00%	0	0.00%
Sally "Clemens" Guilbo	IND	541	26.66%	725	36.14%	1,516	44.56%	2,782	37.41%
Cast Votes:		2,029	100.00%	2,006	100.00%	3,402	100.00%	7,437	100.00%
Undervotes:		74		109		173		356	
Overvotes:		1		1		1		3	
Unresolved write-ins:		0		0		0		0	

Cumulative Results Report

Will County Election Night 4/1/2025

Run Time 12:35 PM

Run Date 04/16/2025

WILL COUNTY, ILLINOIS

CONSOLIDATED ELECTION - APRIL 1, 2025

4/1/2025

Page 33

Official Results

Registered Voters

79978 of 453563 = 17.63%

Precincts Reporting

310 of 310 = 100.00%

DuPAGE TOWNSHIP For Trustee - (Vote for not more than four)

Choice	Party	Vote by Mail		Early Voting		Election Day Voting		Total	
Thomas Braxton	DEM	1,475	19.27%	1,263	16.81%	1,829	14.38%	4,567	16.38%
Terri Ransom	DEM	1,503	19.64%	1,259	16.76%	1,833	14.41%	4,595	16.48%
Monty Jackson	DEM	1,354	17.69%	1,186	15.79%	1,726	13.57%	4,266	15.30%
Daryl Parks	DEM	1,386	18.11%	1,186	15.79%	1,733	13.63%	4,305	15.44%
No Candidate	REP	0	0.00%	0	0.00%	0	0.00%	0	0.00%
Manny Brambila	IND	430	5.62%	639	8.51%	1,346	10.58%	2,415	8.66%
Linda L. Ellis	IND	539	7.04%	696	9.26%	1,466	11.53%	2,701	9.69%
Traci Cosgrove Falese	IND	485	6.34%	646	8.60%	1,385	10.89%	2,516	9.02%
Cecilia "Cecy" Loeza	IND	481	6.29%	638	8.49%	1,401	11.02%	2,520	9.04%
Cast Votes:		7,653	100.00%	7,513	100.00%	12,719	100.00%	27,885	100.00%
Undervotes:		735		947		1,569		3,251	
Overvotes:		7		1		4		12	
Unresolved write-ins:		0		0		0		0	

FLORENCE TOWNSHIP For Supervisor - (Vote for one)

Choice	Party	Vote by Mail		Early Voting		Election Day Voting		Total	
William Long	IND	31	100.00%	8	100.00%	105	100.00%	144	100.00%
Cast Votes:		31	100.00%	8	100.00%	105	100.00%	144	100.00%
Undervotes:		6		2		18		26	
Overvotes:		0		0		0		0	
Unresolved write-ins:		0		0		0		0	

FLORENCE TOWNSHIP For Clerk - (Vote for one)

Choice	Party	Vote by Mail		Early Voting		Election Day Voting		Total	
John Seibert	IND	32	100.00%	8	100.00%	104	100.00%	144	100.00%
Cast Votes:		32	100.00%	8	100.00%	104	100.00%	144	100.00%
Undervotes:		5		2		19		26	
Overvotes:		0		0		0		0	
Unresolved write-ins:		0		0		0		0	

Cumulative Results Report

Will County Election Night 4/1/2025

Run Time 12:35 PM

Run Date 04/16/2025

WILL COUNTY, ILLINOIS

CONSOLIDATED ELECTION - APRIL 1, 2025

4/1/2025

Page 34

Official Results

Registered Voters

79978 of 453563 = 17.63%

Precincts Reporting

310 of 310 = 100.00%

FLORENCE TOWNSHIP For Multi-Township Assessor - (Vote for one)

Choice	Party	Vote by Mail		Early Voting		Election Day Voting		Total	
No Candidate		0	0.00%	0	0.00%	0	0.00%	0	0.00%
	Cast Votes:	0	0.00%	0	0.00%	0	0.00%	0	0.00%
	Undervotes:	0		0		0		0	
	Overvotes:	0		0		0		0	
	Unresolved write-ins:	0		0		0		0	

FLORENCE TOWNSHIP For Highway Commissioner - (Vote for one)

Choice	Party	Vote by Mail		Early Voting		Election Day Voting		Total	
Jeremy Butcher	IND	30	100.00%	9	100.00%	107	100.00%	146	100.00%
	Cast Votes:	30	100.00%	9	100.00%	107	100.00%	146	100.00%
	Undervotes:	7		1		16		24	
	Overvotes:	0		0		0		0	
	Unresolved write-ins:	0		0		0		0	

FLORENCE TOWNSHIP For Collector - (Vote for one)

Choice	Party	Vote by Mail		Early Voting		Election Day Voting		Total	
No Candidate		0	0.00%	0	0.00%	0	0.00%	0	0.00%
	Cast Votes:	0	0.00%	0	0.00%	0	0.00%	0	0.00%
	Undervotes:	0		0		0		0	
	Overvotes:	0		0		0		0	
	Unresolved write-ins:	0		0		0		0	

FLORENCE TOWNSHIP For Trustee - (Vote for not more than four)

Choice	Party	Vote by Mail		Early Voting		Election Day Voting		Total	
Dale Beeson	IND	14	17.50%	5	23.81%	71	23.83%	90	22.56%
Andy Robbins	IND	21	26.25%	5	23.81%	77	25.84%	103	25.81%
Steven Seibert	IND	18	22.50%	5	23.81%	70	23.49%	93	23.31%
Kyle Dillon	IND	27	33.75%	6	28.57%	80	26.85%	113	28.32%
	Cast Votes:	80	100.00%	21	100.00%	298	100.00%	399	100.00%
	Undervotes:	68		19		194		281	
	Overvotes:	0		0		0		0	
	Unresolved write-ins:	0		0		0		0	

Cumulative Results Report

Will County Election Night 4/1/2025

Run Time 12:35 PM

Run Date 04/16/2025

WILL COUNTY, ILLINOIS

CONSOLIDATED ELECTION - APRIL 1, 2025

4/1/2025

Page 35

Official Results

Registered Voters

79978 of 453563 = 17.63%

Precincts Reporting

310 of 310 = 100.00%

FRANKFORT TOWNSHIP For Supervisor - (Vote for one)

Choice	Party	Vote by Mail		Early Voting		Election Day Voting		Total	
Nick George	REP	1,372	100.00%	2,271	100.00%	3,531	100.00%	7,174	100.00%
No Candidate	DEM	0	0.00%	0	0.00%	0	0.00%	0	0.00%
Cast Votes:		1,372	100.00%	2,271	100.00%	3,531	100.00%	7,174	100.00%
Undervotes:		823		937		1,221		2,981	
Overvotes:		0		0		0		0	
Unresolved write-ins:		0		0		0		0	

FRANKFORT TOWNSHIP For Clerk - (Vote for one)

Choice	Party	Vote by Mail		Early Voting		Election Day Voting		Total	
Nella Piccolin	REP	1,368	100.00%	2,259	100.00%	3,495	100.00%	7,122	100.00%
No Candidate	DEM	0	0.00%	0	0.00%	0	0.00%	0	0.00%
Cast Votes:		1,368	100.00%	2,259	100.00%	3,495	100.00%	7,122	100.00%
Undervotes:		827		949		1,257		3,033	
Overvotes:		0		0		0		0	
Unresolved write-ins:		0		0		0		0	

FRANKFORT TOWNSHIP For Assessor - (Vote for one)

Choice	Party	Vote by Mail		Early Voting		Election Day Voting		Total	
Joe Kral	REP	1,376	100.00%	2,270	100.00%	3,496	100.00%	7,142	100.00%
No Candidate	DEM	0	0.00%	0	0.00%	0	0.00%	0	0.00%
Cast Votes:		1,376	100.00%	2,270	100.00%	3,496	100.00%	7,142	100.00%
Undervotes:		819		938		1,256		3,013	
Overvotes:		0		0		0		0	
Unresolved write-ins:		0		0		0		0	

FRANKFORT TOWNSHIP For Highway Commissioner - (Vote for one)

Choice	Party	Vote by Mail		Early Voting		Election Day Voting		Total	
Bill Carlson	REP	1,356	100.00%	2,255	100.00%	3,477	100.00%	7,088	100.00%
No Candidate	DEM	0	0.00%	0	0.00%	0	0.00%	0	0.00%
Cast Votes:		1,356	100.00%	2,255	100.00%	3,477	100.00%	7,088	100.00%
Undervotes:		839		953		1,275		3,067	
Overvotes:		0		0		0		0	
Unresolved write-ins:		0		0		0		0	

Cumulative Results Report

Will County Election Night 4/1/2025

Run Time 12:35 PM

Run Date 04/16/2025

WILL COUNTY, ILLINOIS

CONSOLIDATED ELECTION - APRIL 1, 2025

4/1/2025

Page 36

Official Results

Registered Voters

79978 of 453563 = 17.63%

Precincts Reporting

310 of 310 = 100.00%

FRANKFORT TOWNSHIP For Collector - (Vote for one)

Choice	Party	Vote by Mail		Early Voting		Election Day Voting		Total	
Susan Heaton	REP	1,347	100.00%	2,213	100.00%	3,395	100.00%	6,955	100.00%
No Candidate	DEM	0	0.00%	0	0.00%	0	0.00%	0	0.00%
Cast Votes:		1,347	100.00%	2,213	100.00%	3,395	100.00%	6,955	100.00%
Undervotes:		848		995		1,357		3,200	
Overvotes:		0		0		0		0	
Unresolved write-ins:		0		0		0		0	

FRANKFORT TOWNSHIP For Trustee - (Vote for not more than four)

Choice	Party	Vote by Mail		Early Voting		Election Day Voting		Total	
David Smith	REP	1,144	25.15%	1,813	25.48%	2,704	25.29%	5,661	25.32%
Jessica Kot	REP	1,165	25.61%	1,827	25.67%	2,749	25.72%	5,741	25.68%
Thomas Kennedy	REP	1,111	24.42%	1,742	24.48%	2,671	24.99%	5,524	24.71%
Hillary Mattsey Kurzawa	REP	1,129	24.82%	1,734	24.37%	2,566	24.00%	5,429	24.29%
No Candidate	DEM	0	0.00%	0	0.00%	0	0.00%	0	0.00%
Cast Votes:		4,549	100.00%	7,116	100.00%	10,690	100.00%	22,355	100.00%
Undervotes:		4,231		5,716		8,318		18,265	
Overvotes:		0		0		0		0	
Unresolved write-ins:		0		0		0		0	

GREEN GARDEN TOWNSHIP For Supervisor - (Vote for one)

Choice	Party	Vote by Mail		Early Voting		Election Day Voting		Total	
No Candidate	DEM	0	0.00%	0	0.00%	0	0.00%	0	0.00%
Dean Christofilos	REP	78	100.00%	48	100.00%	362	100.00%	488	100.00%
Cast Votes:		78	100.00%	48	100.00%	362	100.00%	488	100.00%
Undervotes:		39		26		98		163	
Overvotes:		0		0		0		0	
Unresolved write-ins:		0		0		0		0	

GREEN GARDEN TOWNSHIP For Clerk - (Vote for one)

Choice	Party	Vote by Mail		Early Voting		Election Day Voting		Total	
Joshua Snedden	DEM	57	49.14%	28	40.00%	98	21.63%	183	28.64%
Christina Kraft	REP	59	50.86%	42	60.00%	355	78.37%	456	71.36%
Cast Votes:		116	100.00%	70	100.00%	453	100.00%	639	100.00%
Undervotes:		1		4		7		12	
Overvotes:		0		0		0		0	
Unresolved write-ins:		0		0		0		0	

Cumulative Results Report

Will County Election Night 4/1/2025

Run Time 12:35 PM

Run Date 04/16/2025

WILL COUNTY, ILLINOIS

CONSOLIDATED ELECTION - APRIL 1, 2025

4/1/2025

Page 37

Official Results

Registered Voters

79978 of 453563 = 17.63%

Precincts Reporting

310 of 310 = 100.00%

GREEN GARDEN TOWNSHIP For Assessor - (Vote for one)

Choice	Party	Vote by Mail		Early Voting		Election Day Voting		Total	
No Candidate	DEM	0	0.00%	0	0.00%	0	0.00%	0	0.00%
Jane E. Bushong	REP	83	100.00%	48	100.00%	378	100.00%	509	100.00%
Cast Votes:		83	100.00%	48	100.00%	378	100.00%	509	100.00%
Undervotes:		34		26		82		142	
Overvotes:		0		0		0		0	
Unresolved write-ins:		0		0		0		0	

GREEN GARDEN TOWNSHIP For Highway Commissioner - (Vote for one)

Choice	Party	Vote by Mail		Early Voting		Election Day Voting		Total	
No Candidate	DEM	0	0.00%	0	0.00%	0	0.00%	0	0.00%
James A. Hilliard	REP	84	100.00%	57	100.00%	403	100.00%	544	100.00%
Cast Votes:		84	100.00%	57	100.00%	403	100.00%	544	100.00%
Undervotes:		33		17		57		107	
Overvotes:		0		0		0		0	
Unresolved write-ins:		0		0		0		0	

GREEN GARDEN TOWNSHIP For Collector - (Vote for one)

Choice	Party	Vote by Mail		Early Voting		Election Day Voting		Total	
Michael Flanagan	DEM	72	77.42%	37	62.71%	170	49.56%	279	56.36%
No Candidate	REP	0	0.00%	0	0.00%	0	0.00%	0	0.00%
Thomas J. Becker (W)		21	22.58%	22	37.29%	173	50.44%	216	43.64%
Cast Votes:		93	100.00%	59	100.00%	343	100.00%	495	100.00%
Undervotes:		24		15		116		155	
Overvotes:		0		0		1		1	
Unresolved write-ins:		0		0		0		0	

GREEN GARDEN TOWNSHIP For Trustee - (Vote for not more than four)

Choice	Party	Vote by Mail		Early Voting		Election Day Voting		Total	
No Candidate	DEM	0	0.00%	0	0.00%	0	0.00%	0	0.00%
Ralph C. Dietz	REP	69	33.66%	43	33.86%	306	34.54%	418	34.32%
Wesley Shepherd	REP	68	33.17%	43	33.86%	289	32.62%	400	32.84%
Monroe M. Striggow	REP	68	33.17%	41	32.28%	291	32.84%	400	32.84%
Cast Votes:		205	100.00%	127	100.00%	886	100.00%	1,218	100.00%
Undervotes:		146		95		494		735	
Overvotes:		0		0		0		0	
Unresolved write-ins:		0		0		0		0	

Cumulative Results Report

WILL COUNTY, ILLINOIS

Official Results

Will County Election Night 4/1/2025

CONSOLIDATED ELECTION - APRIL 1, 2025

Registered Voters

79978 of 453563 = 17.63%

Precincts Reporting

310 of 310 = 100.00%

Run Time 12:35 PM

4/1/2025

Run Date 04/16/2025

Page 38

HOMER TOWNSHIP For Supervisor - (Vote for one)

Choice	Party	Vote by Mail		Early Voting		Election Day Voting		Total	
Susanna E. Steilen	REP	899	100.00%	521	100.00%	2,114	100.00%	3,534	100.00%
No Candidate	DEM	0	0.00%	0	0.00%	0	0.00%	0	0.00%
Cast Votes:		899	100.00%	521	100.00%	2,114	100.00%	3,534	100.00%
Undervotes:		352		223		716		1,291	
Overvotes:		0		0		0		0	
Unresolved write-ins:		0		0		0		0	

HOMER TOWNSHIP For Clerk - (Vote for one)

Choice	Party	Vote by Mail		Early Voting		Election Day Voting		Total	
Tamara "Tami" O'Brien	REP	905	100.00%	522	100.00%	2,111	100.00%	3,538	100.00%
No Candidate	DEM	0	0.00%	0	0.00%	0	0.00%	0	0.00%
Cast Votes:		905	100.00%	522	100.00%	2,111	100.00%	3,538	100.00%
Undervotes:		346		222		719		1,287	
Overvotes:		0		0		0		0	
Unresolved write-ins:		0		0		0		0	

HOMER TOWNSHIP For Assessor - (Vote for one)

Choice	Party	Vote by Mail		Early Voting		Election Day Voting		Total	
Carmen J. Maurella III	REP	799	100.00%	535	100.00%	2,005	100.00%	3,339	100.00%
No Candidate	DEM	0	0.00%	0	0.00%	0	0.00%	0	0.00%
Cast Votes:		799	100.00%	535	100.00%	2,005	100.00%	3,339	100.00%
Undervotes:		452		209		825		1,486	
Overvotes:		0		0		0		0	
Unresolved write-ins:		0		0		0		0	

HOMER TOWNSHIP For Highway Commissioner - (Vote for one)

Choice	Party	Vote by Mail		Early Voting		Election Day Voting		Total	
John S. Robinson	REP	889	100.00%	515	100.00%	2,085	100.00%	3,489	100.00%
No Candidate	DEM	0	0.00%	0	0.00%	0	0.00%	0	0.00%
Cast Votes:		889	100.00%	515	100.00%	2,085	100.00%	3,489	100.00%
Undervotes:		362		229		745		1,336	
Overvotes:		0		0		0		0	
Unresolved write-ins:		0		0		0		0	

Cumulative Results Report

Will County Election Night 4/1/2025

Run Time 12:35 PM

Run Date 04/16/2025

WILL COUNTY, ILLINOIS

CONSOLIDATED ELECTION - APRIL 1, 2025

4/1/2025

Page 39

Official Results

Registered Voters

79978 of 453563 = 17.63%

Precincts Reporting

310 of 310 = 100.00%

HOMER TOWNSHIP For Collector - (Vote for one)

Choice	Party	Vote by Mail		Early Voting		Election Day Voting		Total	
Sara Palermo	REP	888	100.00%	510	100.00%	2,052	100.00%	3,450	100.00%
No Candidate	DEM	0	0.00%	0	0.00%	0	0.00%	0	0.00%
Cast Votes:		888	100.00%	510	100.00%	2,052	100.00%	3,450	100.00%
Undervotes:		363		234		778		1,375	
Overvotes:		0		0		0		0	
Unresolved write-ins:		0		0		0		0	

HOMER TOWNSHIP For Trustee - (Vote for not more than four)

Choice	Party	Vote by Mail		Early Voting		Election Day Voting		Total	
Christina "Chris" Sievers	REP	848	26.30%	469	26.42%	1,848	26.46%	3,165	26.41%
Keith D. Gray	REP	793	24.60%	438	24.68%	1,722	24.66%	2,953	24.64%
Kenneth "Ken" Marcin	REP	800	24.81%	441	24.85%	1,755	25.13%	2,996	25.00%
Donald Melody	REP	783	24.29%	427	24.06%	1,659	23.75%	2,869	23.94%
No Candidate	DEM	0	0.00%	0	0.00%	0	0.00%	0	0.00%
Cast Votes:		3,224	100.00%	1,775	100.00%	6,984	100.00%	11,983	100.00%
Undervotes:		1,780		1,201		4,336		7,317	
Overvotes:		0		0		0		0	
Unresolved write-ins:		0		0		0		0	

JACKSON TOWNSHIP For Supervisor - (Vote for one)

Choice	Party	Vote by Mail		Early Voting		Election Day Voting		Total	
Matthew Robbins	DEM	79	100.00%	44	100.00%	226	100.00%	349	100.00%
No Candidate	REP	0	0.00%	0	0.00%	0	0.00%	0	0.00%
Cast Votes:		79	100.00%	44	100.00%	226	100.00%	349	100.00%
Undervotes:		18		15		48		81	
Overvotes:		0		0		1		1	
Unresolved write-ins:		0		0		0		0	

JACKSON TOWNSHIP For Clerk - (Vote for one)

Choice	Party	Vote by Mail		Early Voting		Election Day Voting		Total	
Kathryn Hunt	DEM	77	100.00%	44	100.00%	222	100.00%	343	100.00%
No Candidate	REP	0	0.00%	0	0.00%	0	0.00%	0	0.00%
Cast Votes:		77	100.00%	44	100.00%	222	100.00%	343	100.00%
Undervotes:		20		15		53		88	
Overvotes:		0		0		0		0	
Unresolved write-ins:		0		0		0		0	

Cumulative Results Report

Will County Election Night 4/1/2025

Run Time 12:35 PM

Run Date 04/16/2025

WILL COUNTY, ILLINOIS

CONSOLIDATED ELECTION - APRIL 1, 2025

4/1/2025

Page 40

Official Results

Registered Voters

79978 of 453563 = 17.63%

Precincts Reporting

310 of 310 = 100.00%

JACKSON TOWNSHIP For Assessor - (Vote for one)

Choice	Party	Vote by Mail		Early Voting		Election Day Voting		Total	
Delilah LeGrett	DEM	77	100.00%	46	100.00%	223	100.00%	346	100.00%
No Candidate	REP	0	0.00%	0	0.00%	0	0.00%	0	0.00%
Cast Votes:		77	100.00%	46	100.00%	223	100.00%	346	100.00%
Undervotes:		20		13		52		85	
Overvotes:		0		0		0		0	
Unresolved write-ins:		0		0		0		0	

JACKSON TOWNSHIP For Highway Commissioner - (Vote for one)

Choice	Party	Vote by Mail		Early Voting		Election Day Voting		Total	
Matthew Walsh	DEM	82	100.00%	47	100.00%	231	100.00%	360	100.00%
No Candidate	REP	0	0.00%	0	0.00%	0	0.00%	0	0.00%
Cast Votes:		82	100.00%	47	100.00%	231	100.00%	360	100.00%
Undervotes:		15		12		44		71	
Overvotes:		0		0		0		0	
Unresolved write-ins:		0		0		0		0	

JACKSON TOWNSHIP For Collector - (Vote for one)

Choice	Party	Vote by Mail		Early Voting		Election Day Voting		Total	
No Candidate	DEM	0	0.00%	0	0.00%	0	0.00%	0	0.00%
No Candidate	REP	0	0.00%	0	0.00%	0	0.00%	0	0.00%
Cast Votes:		0	0.00%	0	0.00%	0	0.00%	0	0.00%
Undervotes:		0		0		0		0	
Overvotes:		0		0		0		0	
Unresolved write-ins:		0		0		0		0	

JACKSON TOWNSHIP For Trustee - (Vote for not more than four)

Choice	Party	Vote by Mail		Early Voting		Election Day Voting		Total	
Jake Fanning	DEM	61	23.64%	37	24.03%	150	23.40%	248	23.55%
Norm Fanning	DEM	64	24.81%	40	25.97%	157	24.49%	261	24.79%
Michele Hallihan	DEM	69	26.74%	42	27.27%	173	26.99%	284	26.97%
Coley O'Connell	DEM	64	24.81%	35	22.73%	161	25.12%	260	24.69%
No Candidate	REP	0	0.00%	0	0.00%	0	0.00%	0	0.00%
Cast Votes:		258	100.00%	154	100.00%	641	100.00%	1,053	100.00%
Undervotes:		130		82		459		671	
Overvotes:		0		0		0		0	
Unresolved write-ins:		0		0		0		0	

Cumulative Results Report

Will County Election Night 4/1/2025

Run Time 12:35 PM

Run Date 04/16/2025

WILL COUNTY, ILLINOIS

CONSOLIDATED ELECTION - APRIL 1, 2025

4/1/2025

Page 41

Official Results

Registered Voters

79978 of 453563 = 17.63%

Precincts Reporting

310 of 310 = 100.00%

JOLIET TOWNSHIP For Supervisor - (Vote for one)

Choice	Party	Vote by Mail		Early Voting		Election Day Voting		Total	
Cesar Guerrero	DEM	1,072	74.97%	552	66.99%	1,800	61.22%	3,424	65.92%
Darrell R. Boisdorf	REP	331	23.15%	231	28.03%	1,056	35.92%	1,618	31.15%
Alicia Morales (W)		27	1.89%	41	4.98%	84	2.86%	152	2.93%
Cast Votes:		1,430	100.00%	824	100.00%	2,940	100.00%	5,194	100.00%
Undervotes:		72		63		158		293	
Overvotes:		1		0		5		6	
Unresolved write-ins:		0		0		0		0	

JOLIET TOWNSHIP For Clerk - (Vote for one)

Choice	Party	Vote by Mail		Early Voting		Election Day Voting		Total	
Kendra Landfair	DEM	1,304	100.00%	665	100.00%	2,372	100.00%	4,341	100.00%
No Candidate	REP	0	0.00%	0	0.00%	0	0.00%	0	0.00%
Cast Votes:		1,304	100.00%	665	100.00%	2,372	100.00%	4,341	100.00%
Undervotes:		199		222		731		1,152	
Overvotes:		0		0		0		0	
Unresolved write-ins:		0		0		0		0	

JOLIET TOWNSHIP For Assessor - (Vote for one)

Choice	Party	Vote by Mail		Early Voting		Election Day Voting		Total	
James Brenzewski	DEM	1,330	100.00%	681	100.00%	2,459	100.00%	4,470	100.00%
No Candidate	REP	0	0.00%	0	0.00%	0	0.00%	0	0.00%
Cast Votes:		1,330	100.00%	681	100.00%	2,459	100.00%	4,470	100.00%
Undervotes:		173		206		644		1,023	
Overvotes:		0		0		0		0	
Unresolved write-ins:		0		0		0		0	

JOLIET TOWNSHIP For Highway Commissioner - (Vote for one)

Choice	Party	Vote by Mail		Early Voting		Election Day Voting		Total	
Vincent Alessio	DEM	1,312	100.00%	674	100.00%	2,410	100.00%	4,396	100.00%
No Candidate	REP	0	0.00%	0	0.00%	0	0.00%	0	0.00%
Cast Votes:		1,312	100.00%	674	100.00%	2,410	100.00%	4,396	100.00%
Undervotes:		191		213		693		1,097	
Overvotes:		0		0		0		0	
Unresolved write-ins:		0		0		0		0	

Cumulative Results Report

Will County Election Night 4/1/2025

Run Time 12:35 PM

Run Date 04/16/2025

WILL COUNTY, ILLINOIS

CONSOLIDATED ELECTION - APRIL 1, 2025

4/1/2025

Page 42

Official Results

Registered Voters

79978 of 453563 = 17.63%

Precincts Reporting

310 of 310 = 100.00%

JOLIET TOWNSHIP For Collector - (Vote for one)

Choice	Party	Vote by Mail		Early Voting		Election Day Voting		Total	
Megan Cooper	DEM	1,301	100.00%	660	100.00%	2,359	100.00%	4,320	100.00%
No Candidate	REP	0	0.00%	0	0.00%	0	0.00%	0	0.00%
Cast Votes:		1,301	100.00%	660	100.00%	2,359	100.00%	4,320	100.00%
Undervotes:		202		227		744		1,173	
Overvotes:		0		0		0		0	
Unresolved write-ins:		0		0		0		0	

JOLIET TOWNSHIP For Trustee - (Vote for not more than four)

Choice	Party	Vote by Mail		Early Voting		Election Day Voting		Total	
Betty Washington	DEM	1,084	24.10%	576	24.58%	1,770	22.59%	3,430	23.37%
Archie Gavin	DEM	1,008	22.41%	521	22.24%	1,655	21.12%	3,184	21.70%
Quinn Adamowski	DEM	1,051	23.37%	520	22.19%	1,696	21.65%	3,267	22.26%
Andrea Bibian	DEM	1,036	23.03%	498	21.25%	1,641	20.94%	3,175	21.63%
Enrique Ruiz	REP	319	7.09%	228	9.73%	1,073	13.69%	1,620	11.04%
Cast Votes:		4,498	100.00%	2,343	100.00%	7,835	100.00%	14,676	100.00%
Undervotes:		1,514		1,197		4,573		7,284	
Overvotes:		0		2		1		3	
Unresolved write-ins:		0		0		0		0	

LOCKPORT TOWNSHIP For Supervisor - (Vote for one)

Choice	Party	Vote by Mail		Early Voting		Election Day Voting		Total	
Alex Zapien	DEM	1,418	72.27%	653	55.57%	2,189	51.00%	4,260	57.34%
Colette "Jodi" Rigoni	REP	544	27.73%	522	44.43%	2,103	49.00%	3,169	42.66%
Cast Votes:		1,962	100.00%	1,175	100.00%	4,292	100.00%	7,429	100.00%
Undervotes:		56		36		110		202	
Overvotes:		0		1		4		5	
Unresolved write-ins:		0		0		0		0	

LOCKPORT TOWNSHIP For Clerk - (Vote for one)

Choice	Party	Vote by Mail		Early Voting		Election Day Voting		Total	
Erin Haas Gotts	DEM	1,419	72.07%	778	66.21%	2,375	55.41%	4,572	61.53%
Michael Lewandowski	REP	550	27.93%	397	33.79%	1,911	44.59%	2,858	38.47%
Cast Votes:		1,969	100.00%	1,175	100.00%	4,286	100.00%	7,430	100.00%
Undervotes:		49		37		118		204	
Overvotes:		0		0		2		2	
Unresolved write-ins:		0		0		0		0	

Cumulative Results Report

WILL COUNTY, ILLINOIS

Official Results

Will County Election Night 4/1/2025

CONSOLIDATED ELECTION - APRIL 1, 2025

Registered Voters

79978 of 453563 = 17.63%

Precincts Reporting

310 of 310 = 100.00%

Run Time 12:35 PM

4/1/2025

Run Date 04/16/2025

Page 43

LOCKPORT TOWNSHIP For Assessor - (Vote for one)

Choice	Party	Vote by Mail		Early Voting		Election Day Voting		Total	
Mary Ann Williamson	DEM	1,413	72.02%	618	52.82%	2,148	50.20%	4,179	56.39%
Frank DiGiovanni, Jr.	REP	549	27.98%	552	47.18%	2,131	49.80%	3,232	43.61%
Cast Votes:		1,962	100.00%	1,170	100.00%	4,279	100.00%	7,411	100.00%
Undervotes:		56		42		126		224	
Overvotes:		0		0		1		1	
Unresolved write-ins:		0		0		0		0	

LOCKPORT TOWNSHIP For Highway Commissioner - (Vote for one)

Choice	Party	Vote by Mail		Early Voting		Election Day Voting		Total	
No Candidate	DEM	403	25.88%	152	15.92%	610	16.80%	1,165	18.96%
Jim Louch	REP	1,154	74.12%	803	84.08%	3,021	83.20%	4,978	81.04%
Cast Votes:		1,557	100.00%	955	100.00%	3,631	100.00%	6,143	100.00%
Undervotes:		456		257		772		1,485	
Overvotes:		5		0		3		8	
Unresolved write-ins:		0		0		0		0	

LOCKPORT TOWNSHIP For Collector - (Vote for one)

Choice	Party	Vote by Mail		Early Voting		Election Day Voting		Total	
Latoya Turner	DEM	1,267	65.44%	575	50.44%	1,971	46.76%	3,813	52.30%
Jessica Cannaday	REP	669	34.56%	565	49.56%	2,244	53.24%	3,478	47.70%
Cast Votes:		1,936	100.00%	1,140	100.00%	4,215	100.00%	7,291	100.00%
Undervotes:		82		72		190		344	
Overvotes:		0		0		1		1	
Unresolved write-ins:		0		0		0		0	

Cumulative Results Report

Will County Election Night 4/1/2025

Run Time 12:35 PM

Run Date 04/16/2025

WILL COUNTY, ILLINOIS

CONSOLIDATED ELECTION - APRIL 1, 2025

4/1/2025

Page 44

Official Results

Registered Voters

79978 of 453563 = 17.63%

Precincts Reporting

310 of 310 = 100.00%

LOCKPORT TOWNSHIP For Trustee - (Vote for not more than four)

Choice	Party	Vote by Mail		Early Voting		Election Day Voting		Total	
Dean Morelli	DEM	1,366	18.27%	689	15.71%	2,144	13.75%	4,199	15.30%
Karen Johnson	DEM	1,371	18.34%	598	13.63%	2,037	13.07%	4,006	14.59%
Dionne Wright	DEM	1,260	16.85%	549	12.51%	1,870	11.99%	3,679	13.40%
Ron Alberico	DEM	1,319	17.64%	620	14.13%	2,079	13.34%	4,018	14.64%
Denise Salvino	REP	628	8.40%	531	12.10%	2,121	13.60%	3,280	11.95%
Gregg Bickus	REP	512	6.85%	496	11.31%	1,924	12.34%	2,932	10.68%
Kyle Bak	REP	479	6.41%	432	9.85%	1,778	11.40%	2,689	9.79%
Tim O'Neil	REP	541	7.24%	472	10.76%	1,637	10.50%	2,650	9.65%
Cast Votes:		7,476	100.00%	4,387	100.00%	15,590	100.00%	27,453	100.00%
Undervotes:		576		457		1,994		3,027	
Overvotes:		5		1		10		16	
Unresolved write-ins:		0		0		0		0	

MANHATTAN TOWNSHIP For Supervisor - (Vote for one)

Choice	Party	Vote by Mail		Early Voting		Election Day Voting		Total	
No Candidate	REP	0	0.00%	0	0.00%	0	0.00%	0	0.00%
James F. Walsh	DEM	254	100.00%	351	100.00%	841	100.00%	1,446	100.00%
Cast Votes:		254	100.00%	351	100.00%	841	100.00%	1,446	100.00%
Undervotes:		55		120		331		506	
Overvotes:		0		0		0		0	
Unresolved write-ins:		0		0		0		0	

MANHATTAN TOWNSHIP For Clerk - (Vote for one)

Choice	Party	Vote by Mail		Early Voting		Election Day Voting		Total	
Kelly Baltas	REP	216	100.00%	374	100.00%	932	100.00%	1,522	100.00%
No Candidate	DEM	0	0.00%	0	0.00%	0	0.00%	0	0.00%
Cast Votes:		216	100.00%	374	100.00%	932	100.00%	1,522	100.00%
Undervotes:		93		97		240		430	
Overvotes:		0		0		0		0	
Unresolved write-ins:		0		0		0		0	

Cumulative Results Report

Will County Election Night 4/1/2025

Run Time 12:35 PM

Run Date 04/16/2025

WILL COUNTY, ILLINOIS

CONSOLIDATED ELECTION - APRIL 1, 2025

4/1/2025

Page 45

Official Results

Registered Voters

79978 of 453563 = 17.63%

Precincts Reporting

310 of 310 = 100.00%

MANHATTAN TOWNSHIP For Assessor - (Vote for one)

Choice	Party	Vote by Mail		Early Voting		Election Day Voting		Total	
No Candidate	REP	0	0.00%	0	0.00%	0	0.00%	0	0.00%
No Candidate	DEM	0	0.00%	0	0.00%	0	0.00%	0	0.00%
Kristen Blaser	IND	245	100.00%	347	100.00%	865	100.00%	1,457	100.00%
Cast Votes:		245	100.00%	347	100.00%	865	100.00%	1,457	100.00%
Undervotes:		64		124		307		495	
Overvotes:		0		0		0		0	
Unresolved write-ins:		0		0		0		0	

MANHATTAN TOWNSHIP For Highway Commissioner - (Vote for one)

Choice	Party	Vote by Mail		Early Voting		Election Day Voting		Total	
Jim "JB" Baltas	REP	216	100.00%	371	100.00%	922	100.00%	1,509	100.00%
No Candidate	DEM	0	0.00%	0	0.00%	0	0.00%	0	0.00%
Cast Votes:		216	100.00%	371	100.00%	922	100.00%	1,509	100.00%
Undervotes:		93		100		250		443	
Overvotes:		0		0		0		0	
Unresolved write-ins:		0		0		0		0	

MANHATTAN TOWNSHIP For Collector - (Vote for one)

Choice	Party	Vote by Mail		Early Voting		Election Day Voting		Total	
No Candidate	REP	0	0.00%	0	0.00%	0	0.00%	0	0.00%
Barbara J. Daugherty	DEM	255	100.00%	335	100.00%	800	100.00%	1,390	100.00%
Cast Votes:		255	100.00%	335	100.00%	800	100.00%	1,390	100.00%
Undervotes:		54		136		372		562	
Overvotes:		0		0		0		0	
Unresolved write-ins:		0		0		0		0	

Cumulative Results Report

WILL COUNTY, ILLINOIS

Official Results

Will County Election Night 4/1/2025

CONSOLIDATED ELECTION - APRIL 1, 2025

Registered Voters

79978 of 453563 = 17.63%

Precincts Reporting

310 of 310 = 100.00%

Run Time 12:35 PM

4/1/2025

Run Date 04/16/2025

Page 46

MANHATTAN TOWNSHIP For Trustee - (Vote for not more than four)

Choice	Party	Vote by Mail		Early Voting		Election Day Voting		Total	
Mark Yunker	REP	167	24.31%	269	24.77%	685	25.16%	1,121	24.93%
William "Bill" McGrath	REP	183	26.64%	292	26.89%	739	27.14%	1,214	27.00%
Paul Woodcock	REP	170	24.75%	256	23.57%	643	23.61%	1,069	23.78%
Eileen Fitzer	REP	167	24.31%	269	24.77%	656	24.09%	1,092	24.29%
No Candidate	DEM	0	0.00%	0	0.00%	0	0.00%	0	0.00%
Cast Votes:		687	100.00%	1,086	100.00%	2,723	100.00%	4,496	100.00%
Undervotes:		549		798		1,965		3,312	
Overvotes:		0		0		0		0	
Unresolved write-ins:		0		0		0		0	

MONEE TOWNSHIP For Supervisor - (Vote for one)

Choice	Party	Vote by Mail		Early Voting		Election Day Voting		Total	
Donna T. Dettbarn	DEM	303	100.00%	158	100.00%	960	100.00%	1,421	100.00%
No Candidate	REP	0	0.00%	0	0.00%	0	0.00%	0	0.00%
Cast Votes:		303	100.00%	158	100.00%	960	100.00%	1,421	100.00%
Undervotes:		56		32		262		350	
Overvotes:		0		0		0		0	
Unresolved write-ins:		0		0		0		0	

MONEE TOWNSHIP For Clerk - (Vote for one)

Choice	Party	Vote by Mail		Early Voting		Election Day Voting		Total	
Bobby R. Lathan Sr.	DEM	308	100.00%	158	100.00%	951	100.00%	1,417	100.00%
No Candidate	REP	0	0.00%	0	0.00%	0	0.00%	0	0.00%
Cast Votes:		308	100.00%	158	100.00%	951	100.00%	1,417	100.00%
Undervotes:		51		32		271		354	
Overvotes:		0		0		0		0	
Unresolved write-ins:		0		0		0		0	

MONEE TOWNSHIP For Assessor - (Vote for one)

Choice	Party	Vote by Mail		Early Voting		Election Day Voting		Total	
Sandra Heard	DEM	306	100.00%	159	100.00%	943	100.00%	1,408	100.00%
No Candidate	REP	0	0.00%	0	0.00%	0	0.00%	0	0.00%
Cast Votes:		306	100.00%	159	100.00%	943	100.00%	1,408	100.00%
Undervotes:		53		31		279		363	
Overvotes:		0		0		0		0	
Unresolved write-ins:		0		0		0		0	

Cumulative Results Report

Will County Election Night 4/1/2025

Run Time 12:35 PM

Run Date 04/16/2025

WILL COUNTY, ILLINOIS

CONSOLIDATED ELECTION - APRIL 1, 2025

4/1/2025

Page 47

Official Results

Registered Voters

79978 of 453563 = 17.63%

Precincts Reporting

310 of 310 = 100.00%

MONEE TOWNSHIP For Highway Commissioner - (Vote for one)

Choice	Party	Vote by Mail		Early Voting		Election Day Voting		Total	
David E. Deutshe	DEM	320	100.00%	152	100.00%	946	100.00%	1,418	100.00%
No Candidate	REP	0	0.00%	0	0.00%	0	0.00%	0	0.00%
Cast Votes:		320	100.00%	152	100.00%	946	100.00%	1,418	100.00%
Undervotes:		39		38		276		353	
Overvotes:		0		0		0		0	
Unresolved write-ins:		0		0		0		0	

MONEE TOWNSHIP For Collector - (Vote for one)

Choice	Party	Vote by Mail		Early Voting		Election Day Voting		Total	
Ronald Poindexter	DEM	303	100.00%	149	100.00%	914	100.00%	1,366	100.00%
No Candidate	REP	0	0.00%	0	0.00%	0	0.00%	0	0.00%
Cast Votes:		303	100.00%	149	100.00%	914	100.00%	1,366	100.00%
Undervotes:		56		41		308		405	
Overvotes:		0		0		0		0	
Unresolved write-ins:		0		0		0		0	

MONEE TOWNSHIP For Trustee - (Vote for not more than four)

Choice	Party	Vote by Mail		Early Voting		Election Day Voting		Total	
Terri L. Boles	DEM	268	25.45%	105	22.68%	625	24.35%	998	24.44%
Deborah Burgess	DEM	271	25.74%	118	25.49%	688	26.80%	1,077	26.38%
William "Billy" Morgan	DEM	260	24.69%	130	28.08%	658	25.63%	1,048	25.67%
James W. Young	DEM	254	24.12%	110	23.76%	596	23.22%	960	23.51%
No Candidate	REP	0	0.00%	0	0.00%	0	0.00%	0	0.00%
Cast Votes:		1,053	100.00%	463	100.00%	2,567	100.00%	4,083	100.00%
Undervotes:		383		297		2,321		3,001	
Overvotes:		0		0		0		0	
Unresolved write-ins:		0		0		0		0	

NEW LENOX TOWNSHIP For Supervisor - (Vote for one)

Choice	Party	Vote by Mail		Early Voting		Election Day Voting		Total	
No Candidate	DEM	0	0.00%	0	0.00%	0	0.00%	0	0.00%
Cass Wennlund	REP	665	100.00%	556	100.00%	1,606	100.00%	2,827	100.00%
Cast Votes:		665	100.00%	556	100.00%	1,606	100.00%	2,827	100.00%
Undervotes:		599		266		753		1,618	
Overvotes:		0		0		0		0	
Unresolved write-ins:		0		0		0		0	

Cumulative Results Report

Will County Election Night 4/1/2025

Run Time 12:35 PM

Run Date 04/16/2025

WILL COUNTY, ILLINOIS

CONSOLIDATED ELECTION - APRIL 1, 2025

4/1/2025

Page 48

Official Results

Registered Voters

79978 of 453563 = 17.63%

Precincts Reporting

310 of 310 = 100.00%

NEW LENOX TOWNSHIP For Clerk - (Vote for one)

Choice	Party	Vote by Mail		Early Voting		Election Day Voting		Total	
No Candidate	DEM	0	0.00%	0	0.00%	0	0.00%	0	0.00%
Lynn Eckhardt	REP	667	100.00%	558	100.00%	1,615	100.00%	2,840	100.00%
Cast Votes:		667	100.00%	558	100.00%	1,615	100.00%	2,840	100.00%
Undervotes:		597		264		744		1,605	
Overvotes:		0		0		0		0	
Unresolved write-ins:		0		0		0		0	

NEW LENOX TOWNSHIP For Assessor - (Vote for one)

Choice	Party	Vote by Mail		Early Voting		Election Day Voting		Total	
No Candidate	DEM	0	0.00%	0	0.00%	0	0.00%	0	0.00%
Mark A. Munizzo	REP	669	100.00%	553	100.00%	1,592	100.00%	2,814	100.00%
Cast Votes:		669	100.00%	553	100.00%	1,592	100.00%	2,814	100.00%
Undervotes:		595		269		767		1,631	
Overvotes:		0		0		0		0	
Unresolved write-ins:		0		0		0		0	

NEW LENOX TOWNSHIP For Highway Commissioner - (Vote for one)

Choice	Party	Vote by Mail		Early Voting		Election Day Voting		Total	
No Candidate	DEM	0	0.00%	0	0.00%	0	0.00%	0	0.00%
Michael Potocki	REP	668	100.00%	547	100.00%	1,600	100.00%	2,815	100.00%
Cast Votes:		668	100.00%	547	100.00%	1,600	100.00%	2,815	100.00%
Undervotes:		596		275		759		1,630	
Overvotes:		0		0		0		0	
Unresolved write-ins:		0		0		0		0	

NEW LENOX TOWNSHIP For Collector - (Vote for one)

Choice	Party	Vote by Mail		Early Voting		Election Day Voting		Total	
No Candidate	DEM	0	0.00%	0	0.00%	0	0.00%	0	0.00%
Philip Juarez	REP	658	100.00%	542	100.00%	1,561	100.00%	2,761	100.00%
Cast Votes:		658	100.00%	542	100.00%	1,561	100.00%	2,761	100.00%
Undervotes:		606		280		798		1,684	
Overvotes:		0		0		0		0	
Unresolved write-ins:		0		0		0		0	

Cumulative Results Report

Will County Election Night 4/1/2025

Run Time 12:35 PM

Run Date 04/16/2025

WILL COUNTY, ILLINOIS

CONSOLIDATED ELECTION - APRIL 1, 2025

4/1/2025

Page 49

Official Results

Registered Voters

79978 of 453563 = 17.63%

Precincts Reporting

310 of 310 = 100.00%

NEW LENOX TOWNSHIP For Trustee - (Vote for not more than four)

Choice	Party	Vote by Mail		Early Voting		Election Day Voting		Total	
Annette Vogt	DEM	898	32.86%	391	17.98%	1,063	17.04%	2,352	21.10%
Martin J. Boban	REP	470	17.20%	463	21.29%	1,347	21.60%	2,280	20.46%
Barbara E. Kaupas	REP	510	18.66%	466	21.43%	1,339	21.47%	2,315	20.77%
Patricia "Patty" Deiters	REP	439	16.06%	435	20.00%	1,249	20.03%	2,123	19.05%
Steven Friant	REP	416	15.22%	420	19.31%	1,239	19.87%	2,075	18.62%
Cast Votes:		2,733	100.00%	2,175	100.00%	6,237	100.00%	11,145	100.00%
Undervotes:		2,299		1,105		3,183		6,587	
Overvotes:		6		2		4		12	
Unresolved write-ins:		0		0		0		0	

PEOTONE TOWNSHIP For Supervisor - (Vote for one)

Choice	Party	Vote by Mail		Early Voting		Election Day Voting		Total	
Gene Younker	REP	119	100.00%	30	100.00%	700	100.00%	849	100.00%
No Candidate	DEM	0	0.00%	0	0.00%	0	0.00%	0	0.00%
Cast Votes:		119	100.00%	30	100.00%	700	100.00%	849	100.00%
Undervotes:		43		7		165		215	
Overvotes:		0		0		0		0	
Unresolved write-ins:		0		0		0		0	

PEOTONE TOWNSHIP For Clerk - (Vote for one)

Choice	Party	Vote by Mail		Early Voting		Election Day Voting		Total	
Kent Heisner	REP	116	100.00%	30	100.00%	679	100.00%	825	100.00%
No Candidate	DEM	0	0.00%	0	0.00%	0	0.00%	0	0.00%
Cast Votes:		116	100.00%	30	100.00%	679	100.00%	825	100.00%
Undervotes:		46		7		186		239	
Overvotes:		0		0		0		0	
Unresolved write-ins:		0		0		0		0	

PEOTONE TOWNSHIP For Assessor - (Vote for one)

Choice	Party	Vote by Mail		Early Voting		Election Day Voting		Total	
Virginia Gates-Hamann	REP	110	100.00%	26	100.00%	664	100.00%	800	100.00%
No Candidate	DEM	0	0.00%	0	0.00%	0	0.00%	0	0.00%
Cast Votes:		110	100.00%	26	100.00%	664	100.00%	800	100.00%
Undervotes:		52		11		201		264	
Overvotes:		0		0		0		0	
Unresolved write-ins:		0		0		0		0	

Cumulative Results Report

Will County Election Night 4/1/2025

Run Time 12:35 PM

Run Date 04/16/2025

WILL COUNTY, ILLINOIS

CONSOLIDATED ELECTION - APRIL 1, 2025

4/1/2025

Page 50

Official Results

Registered Voters

79978 of 453563 = 17.63%

Precincts Reporting

310 of 310 = 100.00%

PEOTONE TOWNSHIP For Highway Commissioner - (Vote for one)

Choice	Party	Vote by Mail		Early Voting		Election Day Voting		Total	
John Hack	REP	116	100.00%	28	100.00%	681	100.00%	825	100.00%
No Candidate	DEM	0	0.00%	0	0.00%	0	0.00%	0	0.00%
Cast Votes:		116	100.00%	28	100.00%	681	100.00%	825	100.00%
Undervotes:		46		9		184		239	
Overvotes:		0		0		0		0	
Unresolved write-ins:		0		0		0		0	

PEOTONE TOWNSHIP For Collector - (Vote for one)

Choice	Party	Vote by Mail		Early Voting		Election Day Voting		Total	
No Candidate	REP	0	0.00%	0	0.00%	0	0.00%	0	0.00%
No Candidate	DEM	0	0.00%	0	0.00%	0	0.00%	0	0.00%
Cast Votes:		0	0.00%	0	0.00%	0	0.00%	0	0.00%
Undervotes:		0		0		0		0	
Overvotes:		0		0		0		0	
Unresolved write-ins:		0		0		0		0	

PEOTONE TOWNSHIP For Trustee - (Vote for not more than four)

Choice	Party	Vote by Mail		Early Voting		Election Day Voting		Total	
James Morgan	REP	85	23.55%	20	21.98%	401	22.80%	506	22.89%
Ronald E. Schubbe	REP	96	26.59%	27	29.67%	553	31.44%	676	30.57%
Randy Swartz	REP	86	23.82%	23	25.27%	398	22.63%	507	22.93%
Grant Heatherwick	REP	94	26.04%	21	23.08%	407	23.14%	522	23.61%
No Candidate	DEM	0	0.00%	0	0.00%	0	0.00%	0	0.00%
Cast Votes:		361	100.00%	91	100.00%	1,759	100.00%	2,211	100.00%
Undervotes:		287		57		1,701		2,045	
Overvotes:		0		0		0		0	
Unresolved write-ins:		0		0		0		0	

PLAINFIELD TOWNSHIP For Supervisor - (Vote for one)

Choice	Party	Vote by Mail		Early Voting		Election Day Voting		Total	
Al Tinsley	DEM	1,775	69.99%	846	53.92%	2,142	51.07%	4,763	57.39%
Matthew C. Starr	REP	761	30.01%	723	46.08%	2,052	48.93%	3,536	42.61%
Cast Votes:		2,536	100.00%	1,569	100.00%	4,194	100.00%	8,299	100.00%
Undervotes:		81		74		140		295	
Overvotes:		1		1		1		3	
Unresolved write-ins:		0		0		0		0	

Cumulative Results Report

Will County Election Night 4/1/2025

Run Time 12:35 PM

Run Date 04/16/2025

WILL COUNTY, ILLINOIS

CONSOLIDATED ELECTION - APRIL 1, 2025

4/1/2025

Page 51

Official Results

Registered Voters
79978 of 453563 = 17.63%

Precincts Reporting
310 of 310 = 100.00%

PLAINFIELD TOWNSHIP For Clerk - (Vote for one)

Choice	Party	Vote by Mail		Early Voting		Election Day Voting		Total	
David Lozano	DEM	1,820	71.37%	868	55.01%	2,221	52.51%	4,909	58.73%
Robert Enright	REP	730	28.63%	710	44.99%	2,009	47.49%	3,449	41.27%
Cast Votes:		2,550	100.00%	1,578	100.00%	4,230	100.00%	8,358	100.00%
Undervotes:		65		66		102		233	
Overvotes:		3		0		3		6	
Unresolved write-ins:		0		0		0		0	

PLAINFIELD TOWNSHIP For Assessor - (Vote for one)

Choice	Party	Vote by Mail		Early Voting		Election Day Voting		Total	
No Candidate	DEM	0	0.00%	0	0.00%	0	0.00%	0	0.00%
Erin Kljaich	REP	1,104	46.45%	838	57.48%	2,216	56.03%	4,158	53.38%
Garrett M. Peck	HOF	1,273	53.55%	620	42.52%	1,739	43.97%	3,632	46.62%
Cast Votes:		2,377	100.00%	1,458	100.00%	3,955	100.00%	7,790	100.00%
Undervotes:		236		186		376		798	
Overvotes:		5		0		4		9	
Unresolved write-ins:		0		0		0		0	

PLAINFIELD TOWNSHIP For Highway Commissioner - (Vote for one)

Choice	Party	Vote by Mail		Early Voting		Election Day Voting		Total	
Christy A. Bryant	DEM	1,722	67.32%	835	53.02%	2,147	50.74%	4,704	56.24%
Douglas Shreve	REP	836	32.68%	740	46.98%	2,084	49.26%	3,660	43.76%
Cast Votes:		2,558	100.00%	1,575	100.00%	4,231	100.00%	8,364	100.00%
Undervotes:		59		68		103		230	
Overvotes:		1		1		1		3	
Unresolved write-ins:		0		0		0		0	

PLAINFIELD TOWNSHIP For Collector - (Vote for one)

Choice	Party	Vote by Mail		Early Voting		Election Day Voting		Total	
Phil Sheets	DEM	1,753	69.18%	837	53.72%	2,132	50.57%	4,722	56.84%
Jessica Witt	REP	781	30.82%	721	46.28%	2,084	49.43%	3,586	43.16%
Cast Votes:		2,534	100.00%	1,558	100.00%	4,216	100.00%	8,308	100.00%
Undervotes:		83		86		118		287	
Overvotes:		1		0		1		2	
Unresolved write-ins:		0		0		0		0	

Cumulative Results Report

Will County Election Night 4/1/2025

Run Time 12:35 PM
Run Date 04/16/2025

WILL COUNTY, ILLINOIS

CONSOLIDATED ELECTION - APRIL 1, 2025

4/1/2025
Page 52

Official Results

Registered Voters
79978 of 453563 = 17.63%
Precincts Reporting
310 of 310 = 100.00%

PLAINFIELD TOWNSHIP For Trustee - (Vote for not more than four)

Choice	Party	Vote by Mail		Early Voting		Election Day Voting		Total	
Jamie Littell	DEM	1,804	18.75%	878	15.27%	2,168	14.16%	4,850	15.81%
Jes Monu	DEM	1,636	17.00%	760	13.22%	1,930	12.61%	4,326	14.10%
Phillip Beale	DEM	1,689	17.55%	778	13.53%	1,982	12.95%	4,449	14.50%
Tamara Thongphadith	DEM	1,663	17.28%	743	12.92%	1,908	12.46%	4,314	14.06%
Michelle L. Smith	REP	759	7.89%	684	11.90%	1,916	12.52%	3,359	10.95%
Elaine "Lain" Van Buskirk	REP	695	7.22%	646	11.24%	1,809	11.82%	3,150	10.27%
Eric D. Nelson	REP	724	7.52%	663	11.53%	1,881	12.29%	3,268	10.65%
Ernest C. Knight	REP	653	6.79%	597	10.38%	1,714	11.20%	2,964	9.66%
Cast Votes:		9,623	100.00%	5,749	100.00%	15,308	100.00%	30,680	100.00%
Undervotes:		833		819		2,024		3,676	
Overvotes:		4		2		2		8	
Unresolved write-ins:		0		0		0		0	

REED TOWNSHIP For Supervisor - (Vote for one)

Choice	Party	Vote by Mail		Early Voting		Election Day Voting		Total	
Sherrill Knorr	DEM	133	100.00%	193	100.00%	718	100.00%	1,044	100.00%
No Candidate	REP	0	0.00%	0	0.00%	0	0.00%	0	0.00%
Cast Votes:		133	100.00%	193	100.00%	718	100.00%	1,044	100.00%
Undervotes:		29		64		261		354	
Overvotes:		0		0		0		0	
Unresolved write-ins:		0		0		0		0	

REED TOWNSHIP For Clerk - (Vote for one)

Choice	Party	Vote by Mail		Early Voting		Election Day Voting		Total	
Thomas J. Nahas	DEM	131	100.00%	175	100.00%	700	100.00%	1,006	100.00%
No Candidate	REP	0	0.00%	0	0.00%	0	0.00%	0	0.00%
Cast Votes:		131	100.00%	175	100.00%	700	100.00%	1,006	100.00%
Undervotes:		31		82		279		392	
Overvotes:		0		0		0		0	
Unresolved write-ins:		0		0		0		0	

Cumulative Results Report

Will County Election Night 4/1/2025

Run Time 12:35 PM

Run Date 04/16/2025

WILL COUNTY, ILLINOIS

CONSOLIDATED ELECTION - APRIL 1, 2025

4/1/2025

Page 53

Official Results

Registered Voters

79978 of 453563 = 17.63%

Precincts Reporting

310 of 310 = 100.00%

REED TOWNSHIP For Assessor - (Vote for one)

Choice	Party	Vote by Mail		Early Voting		Election Day Voting		Total	
No Candidate	DEM	0	0.00%	0	0.00%	0	0.00%	0	0.00%
No Candidate	REP	0	0.00%	0	0.00%	0	0.00%	0	0.00%
Douglas Money	IND	129	100.00%	173	100.00%	703	100.00%	1,005	100.00%
Cast Votes:		129	100.00%	173	100.00%	703	100.00%	1,005	100.00%
Undervotes:		33		84		276		393	
Overvotes:		0		0		0		0	
Unresolved write-ins:		0		0		0		0	

REED TOWNSHIP For Highway Commissioner - (Vote for one)

Choice	Party	Vote by Mail		Early Voting		Election Day Voting		Total	
John J. Dixon, Jr,	DEM	110	70.97%	136	55.97%	472	51.36%	718	54.52%
Alexander Frandsen	REP	45	29.03%	107	44.03%	447	48.64%	599	45.48%
Cast Votes:		155	100.00%	243	100.00%	919	100.00%	1,317	100.00%
Undervotes:		7		13		60		80	
Overvotes:		0		1		0		1	
Unresolved write-ins:		0		0		0		0	

REED TOWNSHIP For Collector - (Vote for one)

Choice	Party	Vote by Mail		Early Voting		Election Day Voting		Total	
No Candidate	DEM	0	0.00%	0	0.00%	0	0.00%	0	0.00%
No Candidate	REP	0	0.00%	0	0.00%	0	0.00%	0	0.00%
Cast Votes:		0	0.00%	0	0.00%	0	0.00%	0	0.00%
Undervotes:		0		0		0		0	
Overvotes:		0		0		0		0	
Unresolved write-ins:		0		0		0		0	

Cumulative Results Report

Will County Election Night 4/1/2025

Run Time 12:35 PM

Run Date 04/16/2025

WILL COUNTY, ILLINOIS

CONSOLIDATED ELECTION - APRIL 1, 2025

4/1/2025

Page 54

Official Results

Registered Voters

79978 of 453563 = 17.63%

Precincts Reporting

310 of 310 = 100.00%

REED TOWNSHIP For Trustee - (Vote for not more than four)

Choice	Party	Vote by Mail		Early Voting		Election Day Voting		Total	
Scottt Favero	DEM	112	22.40%	148	20.76%	469	18.48%	729	19.43%
Pamela Tessler	DEM	113	22.60%	106	14.87%	358	14.11%	577	15.38%
Adam Beaty	REP	42	8.40%	109	15.29%	401	15.80%	552	14.72%
Christopher Earling	REP	51	10.20%	109	15.29%	433	17.06%	593	15.81%
Thomas D. Sforza, Jr.	REP	60	12.00%	117	16.41%	427	16.82%	604	16.10%
Ken C. Corbin	IND	122	24.40%	124	17.39%	450	17.73%	696	18.56%
Cast Votes:		500	100.00%	713	100.00%	2,538	100.00%	3,751	100.00%
Undervotes:		148		311		1,374		1,833	
Overvotes:		0		1		1		2	
Unresolved write-ins:		0		0		0		0	

TROY TOWNSHIP For Supervisor - (Vote for one)

Choice	Party	Vote by Mail		Early Voting		Election Day Voting		Total	
Joseph D. Baltz	REP	918	100.00%	515	100.00%	1,674	100.00%	3,107	100.00%
No Candidate	DEM	0	0.00%	0	0.00%	0	0.00%	0	0.00%
Cast Votes:		918	100.00%	515	100.00%	1,674	100.00%	3,107	100.00%
Undervotes:		372		277		637		1,286	
Overvotes:		0		0		0		0	
Unresolved write-ins:		0		0		0		0	

TROY TOWNSHIP For Clerk - (Vote for one)

Choice	Party	Vote by Mail		Early Voting		Election Day Voting		Total	
Lawrence "Larry" Ryan	REP	910	100.00%	513	100.00%	1,660	100.00%	3,083	100.00%
No Candidate	DEM	0	0.00%	0	0.00%	0	0.00%	0	0.00%
Cast Votes:		910	100.00%	513	100.00%	1,660	100.00%	3,083	100.00%
Undervotes:		380		279		651		1,310	
Overvotes:		0		0		0		0	
Unresolved write-ins:		0		0		0		0	

Cumulative Results Report

Will County Election Night 4/1/2025

Run Time 12:35 PM

Run Date 04/16/2025

WILL COUNTY, ILLINOIS

CONSOLIDATED ELECTION - APRIL 1, 2025

4/1/2025

Page 55

Official Results

Registered Voters

79978 of 453563 = 17.63%

Precincts Reporting

310 of 310 = 100.00%

TROY TOWNSHIP For Assessor - (Vote for one)

Choice	Party	Vote by Mail		Early Voting		Election Day Voting		Total	
Kimberly Anderson	REP	671	58.10%	416	60.47%	1,346	65.47%	2,433	62.40%
No Candidate	DEM	0	0.00%	0	0.00%	0	0.00%	0	0.00%
Jan'ee (Jan Breen) Roedel	IND	484	41.90%	272	39.53%	710	34.53%	1,466	37.60%
Cast Votes:		1,155	100.00%	688	100.00%	2,056	100.00%	3,899	100.00%
Undervotes:		127		103		250		480	
Overvotes:		8		1		5		14	
Unresolved write-ins:		0		0		0		0	

TROY TOWNSHIP For Highway Commissioner - (Vote for one)

Choice	Party	Vote by Mail		Early Voting		Election Day Voting		Total	
Thomas R. Ward	REP	912	100.00%	510	100.00%	1,664	100.00%	3,086	100.00%
No Candidate	DEM	0	0.00%	0	0.00%	0	0.00%	0	0.00%
Cast Votes:		912	100.00%	510	100.00%	1,664	100.00%	3,086	100.00%
Undervotes:		378		282		647		1,307	
Overvotes:		0		0		0		0	
Unresolved write-ins:		0		0		0		0	

TROY TOWNSHIP For Collector - (Vote for one)

Choice	Party	Vote by Mail		Early Voting		Election Day Voting		Total	
Dawn Damiani	REP	880	100.00%	473	100.00%	1,587	100.00%	2,940	100.00%
No Candidate	DEM	0	0.00%	0	0.00%	0	0.00%	0	0.00%
Cast Votes:		880	100.00%	473	100.00%	1,587	100.00%	2,940	100.00%
Undervotes:		410		319		724		1,453	
Overvotes:		0		0		0		0	
Unresolved write-ins:		0		0		0		0	

Cumulative Results Report

Will County Election Night 4/1/2025

Run Time 12:35 PM

Run Date 04/16/2025

WILL COUNTY, ILLINOIS

CONSOLIDATED ELECTION - APRIL 1, 2025

4/1/2025

Page 56

Official Results

Registered Voters

79978 of 453563 = 17.63%

Precincts Reporting

310 of 310 = 100.00%

TROY TOWNSHIP For Trustee - (Vote for not more than four)

Choice	Party	Vote by Mail		Early Voting		Election Day Voting		Total	
Brett Wheeler	REP	761	27.28%	407	27.37%	1,334	27.22%	2,502	27.26%
Bryan W. Kopman	REP	707	25.34%	390	26.23%	1,260	25.71%	2,357	25.68%
Jerome Nudera, Jr.	REP	658	23.58%	343	23.07%	1,144	23.35%	2,145	23.37%
Johnnie D. Greenwood	REP	664	23.80%	347	23.34%	1,162	23.71%	2,173	23.68%
No Candidate	DEM	0	0.00%	0	0.00%	0	0.00%	0	0.00%
Cast Votes:		2,790	100.00%	1,487	100.00%	4,900	100.00%	9,177	100.00%
Undervotes:		2,370		1,681		4,344		8,395	
Overvotes:		0		0		0		0	
Unresolved write-ins:		0		0		0		0	

WASHINGTON TOWNSHIP For Supervisor - (Vote for one)

Choice	Party	Vote by Mail		Early Voting		Election Day Voting		Total	
Michael E. Stanula	REP	73	100.00%	111	100.00%	413	100.00%	597	100.00%
No Candidate	DEM	0	0.00%	0	0.00%	0	0.00%	0	0.00%
Cast Votes:		73	100.00%	111	100.00%	413	100.00%	597	100.00%
Undervotes:		26		23		111		160	
Overvotes:		0		0		0		0	
Unresolved write-ins:		0		0		0		0	

WASHINGTON TOWNSHIP For Clerk - (Vote for one)

Choice	Party	Vote by Mail		Early Voting		Election Day Voting		Total	
Joseph W. Burgess	REP	75	100.00%	115	100.00%	425	100.00%	615	100.00%
No Candidate	DEM	0	0.00%	0	0.00%	0	0.00%	0	0.00%
Cast Votes:		75	100.00%	115	100.00%	425	100.00%	615	100.00%
Undervotes:		24		19		99		142	
Overvotes:		0		0		0		0	
Unresolved write-ins:		0		0		0		0	

WASHINGTON TOWNSHIP For Assessor - (Vote for one)

Choice	Party	Vote by Mail		Early Voting		Election Day Voting		Total	
Patricia Peters	REP	70	100.00%	112	100.00%	421	100.00%	603	100.00%
No Candidate	DEM	0	0.00%	0	0.00%	0	0.00%	0	0.00%
Cast Votes:		70	100.00%	112	100.00%	421	100.00%	603	100.00%
Undervotes:		29		22		103		154	
Overvotes:		0		0		0		0	
Unresolved write-ins:		0		0		0		0	

Cumulative Results Report

Will County Election Night 4/1/2025

Run Time 12:35 PM

Run Date 04/16/2025

WILL COUNTY, ILLINOIS

CONSOLIDATED ELECTION - APRIL 1, 2025

4/1/2025

Page 57

Official Results

Registered Voters

79978 of 453563 = 17.63%

Precincts Reporting

310 of 310 = 100.00%

WASHINGTON TOWNSHIP For Highway Commissioner - (Vote for one)

Choice	Party	Vote by Mail		Early Voting		Election Day Voting		Total	
Michael R. Smith	REP	72	100.00%	109	100.00%	408	100.00%	589	100.00%
No Candidate	DEM	0	0.00%	0	0.00%	0	0.00%	0	0.00%
Cast Votes:		72	100.00%	109	100.00%	408	100.00%	589	100.00%
Undervotes:		27		25		116		168	
Overvotes:		0		0		0		0	
Unresolved write-ins:		0		0		0		0	

WASHINGTON TOWNSHIP For Collector - (Vote for one)

Choice	Party	Vote by Mail		Early Voting		Election Day Voting		Total	
No Candidate	REP	0	0.00%	0	0.00%	0	0.00%	0	0.00%
No Candidate	DEM	0	0.00%	0	0.00%	0	0.00%	0	0.00%
Cast Votes:		0	0.00%	0	0.00%	0	0.00%	0	0.00%
Undervotes:		0		0		0		0	
Overvotes:		0		0		0		0	
Unresolved write-ins:		0		0		0		0	

WASHINGTON TOWNSHIP For Trustee - (Vote for not more than four)

Choice	Party	Vote by Mail		Early Voting		Election Day Voting		Total	
Tracy Heldt	REP	69	35.20%	96	34.91%	342	36.58%	507	36.06%
Mark Herlitz	REP	62	31.63%	82	29.82%	294	31.44%	438	31.15%
Paul Goldrick	REP	65	33.16%	97	35.27%	299	31.98%	461	32.79%
No Candidate	DEM	0	0.00%	0	0.00%	0	0.00%	0	0.00%
Cast Votes:		196	100.00%	275	100.00%	935	100.00%	1,406	100.00%
Undervotes:		101		127		637		865	
Overvotes:		0		0		0		0	
Unresolved write-ins:		0		0		0		0	

WASHINGTON TOWNSHIP For Community Building Manager - (Vote for not more than three)

Choice	Party	Vote by Mail		Early Voting		Election Day Voting		Total	
Daniel Waterman		68	54.84%	101	68.24%	354	60.00%	523	60.67%
Stacy Mazurek		56	45.16%	47	31.76%	236	40.00%	339	39.33%
Cast Votes:		124	100.00%	148	100.00%	590	100.00%	862	100.00%
Undervotes:		74		120		458		652	
Overvotes:		0		0		0		0	
Unresolved write-ins:		0		0		0		0	

Cumulative Results Report

Will County Election Night 4/1/2025

Run Time 12:35 PM

Run Date 04/16/2025

WILL COUNTY, ILLINOIS

CONSOLIDATED ELECTION - APRIL 1, 2025

4/1/2025

Page 58

Official Results**Registered Voters**

79978 of 453563 = 17.63%

Precincts Reporting

310 of 310 = 100.00%

WESLEY TOWNSHIP For Supervisor - (Vote for one)

Choice	Party	Vote by Mail		Early Voting		Election Day Voting		Total	
Mike Medlin	IND	35	100.00%	6	100.00%	212	100.00%	253	100.00%
	Cast Votes:	35	100.00%	6	100.00%	212	100.00%	253	100.00%
	Undervotes:	21		3		32		56	
	Overvotes:	0		0		0		0	
	Unresolved write-ins:	0		0		0		0	

WESLEY TOWNSHIP For Clerk - (Vote for one)

Choice	Party	Vote by Mail		Early Voting		Election Day Voting		Total	
Sherry Yakima	IND	42	100.00%	6	100.00%	211	100.00%	259	100.00%
	Cast Votes:	42	100.00%	6	100.00%	211	100.00%	259	100.00%
	Undervotes:	14		3		33		50	
	Overvotes:	0		0		0		0	
	Unresolved write-ins:	0		0		0		0	

WESLEY TOWNSHIP For Assessor - (Vote for one)

Choice	Party	Vote by Mail		Early Voting		Election Day Voting		Total	
Jennifer A. Freis	IND	40	100.00%	6	100.00%	202	100.00%	248	100.00%
	Cast Votes:	40	100.00%	6	100.00%	202	100.00%	248	100.00%
	Undervotes:	16		3		42		61	
	Overvotes:	0		0		0		0	
	Unresolved write-ins:	0		0		0		0	

WESLEY TOWNSHIP For Highway Commissioner - (Vote for one)

Choice	Party	Vote by Mail		Early Voting		Election Day Voting		Total	
Leonard C. McCubbin Jr.	IND	39	100.00%	4	100.00%	203	100.00%	246	100.00%
	Cast Votes:	39	100.00%	4	100.00%	203	100.00%	246	100.00%
	Undervotes:	17		5		41		63	
	Overvotes:	0		0		0		0	
	Unresolved write-ins:	0		0		0		0	

Cumulative Results Report

Will County Election Night 4/1/2025

Run Time 12:35 PM

Run Date 04/16/2025

WILL COUNTY, ILLINOIS

CONSOLIDATED ELECTION - APRIL 1, 2025

4/1/2025

Page 59

Official Results

Registered Voters

79978 of 453563 = 17.63%

Precincts Reporting

310 of 310 = 100.00%

WESLEY TOWNSHIP For Collector - (Vote for one)

Choice	Party	Vote by Mail		Early Voting		Election Day Voting		Total	
No Candidate		0	0.00%	0	0.00%	0	0.00%	0	0.00%
	Cast Votes:	0	0.00%	0	0.00%	0	0.00%	0	0.00%
	Undervotes:	0		0		0		0	
	Overvotes:	0		0		0		0	
	Unresolved write-ins:	0		0		0		0	

WESLEY TOWNSHIP For Trustee - (Vote for not more than four)

Choice	Party	Vote by Mail		Early Voting		Election Day Voting		Total	
David Stowe	IND	26	30.23%	6	46.15%	145	34.28%	177	33.91%
Carol A. Treadman	IND	30	34.88%	3	23.08%	153	36.17%	186	35.63%
Kathleen A. Kennedy	IND	30	34.88%	4	30.77%	125	29.55%	159	30.46%
	Cast Votes:	86	100.00%	13	100.00%	423	100.00%	522	100.00%
	Undervotes:	82		14		309		405	
	Overvotes:	0		0		0		0	
	Unresolved write-ins:	0		0		0		0	

WHEATLAND TOWNSHIP For Supervisor - (Vote for one)

Choice	Party	Vote by Mail		Early Voting		Election Day Voting		Total	
Michael Crowner	DEM	2,378	70.73%	2,304	59.75%	2,831	54.69%	7,513	60.62%
Brian Evans	REP	984	29.27%	1,552	40.25%	2,345	45.31%	4,881	39.38%
	Cast Votes:	3,362	100.00%	3,856	100.00%	5,176	100.00%	12,394	100.00%
	Undervotes:	166		276		231		673	
	Overvotes:	0		2		1		3	
	Unresolved write-ins:	0		0		0		0	

WHEATLAND TOWNSHIP For Clerk - (Vote for one)

Choice	Party	Vote by Mail		Early Voting		Election Day Voting		Total	
Terry Jones	DEM	2,409	70.60%	2,344	59.98%	2,914	55.80%	7,667	61.13%
Robert Whittier	REP	1,003	29.40%	1,564	40.02%	2,308	44.20%	4,875	38.87%
	Cast Votes:	3,412	100.00%	3,908	100.00%	5,222	100.00%	12,542	100.00%
	Undervotes:	114		226		185		525	
	Overvotes:	2		0		1		3	
	Unresolved write-ins:	0		0		0		0	

Cumulative Results Report

Will County Election Night 4/1/2025

Run Time 12:35 PM

Run Date 04/16/2025

WILL COUNTY, ILLINOIS

CONSOLIDATED ELECTION - APRIL 1, 2025

4/1/2025

Page 60

Official Results

Registered Voters

79978 of 453563 = 17.63%

Precincts Reporting

310 of 310 = 100.00%

WHEATLAND TOWNSHIP For Assessor - (Vote for one)

Choice	Party	Vote by Mail		Early Voting		Election Day Voting		Total	
No Candidate	DEM	0	0.00%	0	0.00%	0	0.00%	0	0.00%
Bruce Darata	REP	1,811	100.00%	2,253	100.00%	3,360	100.00%	7,424	100.00%
Cast Votes:		1,811	100.00%	2,253	100.00%	3,360	100.00%	7,424	100.00%
Undervotes:		1,717		1,879		2,047		5,643	
Overvotes:		0		2		1		3	
Unresolved write-ins:		0		0		0		0	

WHEATLAND TOWNSHIP For Highway Commissioner - (Vote for one)

Choice	Party	Vote by Mail		Early Voting		Election Day Voting		Total	
Harry Benton	DEM	2,415	70.78%	2,339	60.22%	2,878	55.28%	7,632	61.05%
Todd A. Morse	REP	997	29.22%	1,545	39.78%	2,328	44.72%	4,870	38.95%
Cast Votes:		3,412	100.00%	3,884	100.00%	5,206	100.00%	12,502	100.00%
Undervotes:		115		248		197		560	
Overvotes:		1		2		5		8	
Unresolved write-ins:		0		0		0		0	

WHEATLAND TOWNSHIP For Collector - (Vote for one)

Choice	Party	Vote by Mail		Early Voting		Election Day Voting		Total	
Jim Kopchok	DEM	2,400	70.98%	2,295	59.50%	2,818	54.53%	7,513	60.56%
Timothy Willmore	REP	981	29.02%	1,562	40.50%	2,350	45.47%	4,893	39.44%
Cast Votes:		3,381	100.00%	3,857	100.00%	5,168	100.00%	12,406	100.00%
Undervotes:		147		275		238		660	
Overvotes:		0		2		2		4	
Unresolved write-ins:		0		0		0		0	

Cumulative Results Report

Will County Election Night 4/1/2025

Run Time 12:35 PM

Run Date 04/16/2025

WILL COUNTY, ILLINOIS

CONSOLIDATED ELECTION - APRIL 1, 2025

4/1/2025

Page 61

Official Results

Registered Voters

79978 of 453563 = 17.63%

Precincts Reporting

310 of 310 = 100.00%

WHEATLAND TOWNSHIP For Trustee - (Vote for not more than four)

Choice	Party	Vote by Mail		Early Voting		Election Day Voting		Total	
Margaret Tyson	DEM	2,372	18.26%	2,231	15.68%	2,744	14.35%	7,347	15.85%
Mary C. Frances	DEM	2,373	18.27%	2,189	15.38%	2,697	14.10%	7,259	15.66%
Matthew "Matt" V. Glowiak Sr.	DEM	2,292	17.64%	2,044	14.36%	2,511	13.13%	6,847	14.77%
Jeff Klein	DEM	2,272	17.49%	2,070	14.55%	2,574	13.46%	6,916	14.92%
Michael Krzywinski	REP	987	7.60%	1,481	10.41%	2,237	11.70%	4,705	10.15%
Randall Haap	REP	921	7.09%	1,422	9.99%	2,138	11.18%	4,481	9.67%
Tomasz Brzyski	REP	896	6.90%	1,391	9.77%	2,080	10.88%	4,367	9.42%
David Furnish	REP	878	6.76%	1,403	9.86%	2,141	11.20%	4,422	9.54%
Cast Votes:		12,991	100.00%	14,231	100.00%	19,122	100.00%	46,344	100.00%
Undervotes:		1,113		2,293		2,498		5,904	
Overvotes:		2		3		3		8	
Unresolved write-ins:		0		0		0		0	

WILL TOWNSHIP For Supervisor - (Vote for one)

Choice	Party	Vote by Mail		Early Voting		Election Day Voting		Total	
Brian Cann	REP	19	100.00%	12	100.00%	176	100.00%	207	100.00%
No Candidate	DEM	0	0.00%	0	0.00%	0	0.00%	0	0.00%
Cast Votes:		19	100.00%	12	100.00%	176	100.00%	207	100.00%
Undervotes:		15		1		33		49	
Overvotes:		0		0		0		0	
Unresolved write-ins:		0		0		0		0	

WILL TOWNSHIP For Clerk - (Vote for one)

Choice	Party	Vote by Mail		Early Voting		Election Day Voting		Total	
Robert Ogalla	REP	17	100.00%	11	100.00%	172	100.00%	200	100.00%
No Candidate	DEM	0	0.00%	0	0.00%	0	0.00%	0	0.00%
Cast Votes:		17	100.00%	11	100.00%	172	100.00%	200	100.00%
Undervotes:		17		2		37		56	
Overvotes:		0		0		0		0	
Unresolved write-ins:		0		0		0		0	

Cumulative Results Report

Will County Election Night 4/1/2025

Run Time 12:35 PM

Run Date 04/16/2025

WILL COUNTY, ILLINOIS

CONSOLIDATED ELECTION - APRIL 1, 2025

4/1/2025

Page 62

Official Results

Registered Voters

79978 of 453563 = 17.63%

Precincts Reporting

310 of 310 = 100.00%

WILL TOWNSHIP For Assessor - (Vote for one)

Choice	Party	Vote by Mail		Early Voting		Election Day Voting		Total	
Helen Heisner	REP	19	100.00%	9	100.00%	172	100.00%	200	100.00%
No Candidate	DEM	0	0.00%	0	0.00%	0	0.00%	0	0.00%
Cast Votes:		19	100.00%	9	100.00%	172	100.00%	200	100.00%
Undervotes:		15		4		37		56	
Overvotes:		0		0		0		0	
Unresolved write-ins:		0		0		0		0	

WILL TOWNSHIP For Highway Commissioner - (Vote for one)

Choice	Party	Vote by Mail		Early Voting		Election Day Voting		Total	
Bruce Hamann	REP	17	100.00%	11	100.00%	177	100.00%	205	100.00%
No Candidate	DEM	0	0.00%	0	0.00%	0	0.00%	0	0.00%
Cast Votes:		17	100.00%	11	100.00%	177	100.00%	205	100.00%
Undervotes:		17		2		32		51	
Overvotes:		0		0		0		0	
Unresolved write-ins:		0		0		0		0	

WILL TOWNSHIP For Collector - (Vote for one)

Choice	Party	Vote by Mail		Early Voting		Election Day Voting		Total	
No Candidate	REP	0	0.00%	0	0.00%	0	0.00%	0	0.00%
No Candidate	DEM	0	0.00%	0	0.00%	0	0.00%	0	0.00%
Cast Votes:		0	0.00%	0	0.00%	0	0.00%	0	0.00%
Undervotes:		0		0		0		0	
Overvotes:		0		0		0		0	
Unresolved write-ins:		0		0		0		0	

WILL TOWNSHIP For Trustee - (Vote for not more than four)

Choice	Party	Vote by Mail		Early Voting		Election Day Voting		Total	
Warren Asbrand	REP	14	23.73%	7	25.00%	123	26.34%	144	25.99%
Holly Maves	REP	17	28.81%	8	28.57%	115	24.63%	140	25.27%
Mark Heisner	REP	16	27.12%	7	25.00%	127	27.19%	150	27.08%
Maxwell Toppen	REP	12	20.34%	6	21.43%	102	21.84%	120	21.66%
No Candidate	DEM	0	0.00%	0	0.00%	0	0.00%	0	0.00%
Cast Votes:		59	100.00%	28	100.00%	467	100.00%	554	100.00%
Undervotes:		77		24		369		470	
Overvotes:		0		0		0		0	
Unresolved write-ins:		0		0		0		0	

Cumulative Results Report

Will County Election Night 4/1/2025

Run Time 12:35 PM

Run Date 04/16/2025

WILL COUNTY, ILLINOIS

CONSOLIDATED ELECTION - APRIL 1, 2025

4/1/2025

Page 63

Official Results

Registered Voters

79978 of 453563 = 17.63%

Precincts Reporting

310 of 310 = 100.00%

WILMINGTON TOWNSHIP For Supervisor - (Vote for one)

Choice	Party	Vote by Mail		Early Voting		Election Day Voting		Total	
Kathy Daniels	REP	131	100.00%	56	100.00%	686	100.00%	873	100.00%
No Candidate	DEM	0	0.00%	0	0.00%	0	0.00%	0	0.00%
Cast Votes:		131	100.00%	56	100.00%	686	100.00%	873	100.00%
Undervotes:		63		15		180		258	
Overvotes:		0		0		0		0	
Unresolved write-ins:		0		0		0		0	

WILMINGTON TOWNSHIP For Clerk - (Vote for one)

Choice	Party	Vote by Mail		Early Voting		Election Day Voting		Total	
Veronica Orr	REP	123	100.00%	55	100.00%	661	100.00%	839	100.00%
No Candidate	DEM	0	0.00%	0	0.00%	0	0.00%	0	0.00%
Cast Votes:		123	100.00%	55	100.00%	661	100.00%	839	100.00%
Undervotes:		71		16		205		292	
Overvotes:		0		0		0		0	
Unresolved write-ins:		0		0		0		0	

WILMINGTON TOWNSHIP For Assessor - (Vote for one)

Choice	Party	Vote by Mail		Early Voting		Election Day Voting		Total	
Isaac Orr	REP	120	100.00%	50	100.00%	653	100.00%	823	100.00%
No Candidate	DEM	0	0.00%	0	0.00%	0	0.00%	0	0.00%
Cast Votes:		120	100.00%	50	100.00%	653	100.00%	823	100.00%
Undervotes:		74		21		213		308	
Overvotes:		0		0		0		0	
Unresolved write-ins:		0		0		0		0	

WILMINGTON TOWNSHIP For Highway Commissioner - (Vote for one)

Choice	Party	Vote by Mail		Early Voting		Election Day Voting		Total	
Bill Weidling	REP	93	52.54%	48	70.59%	566	68.03%	707	65.65%
No Candidate	DEM	0	0.00%	0	0.00%	0	0.00%	0	0.00%
David A. Reymont	IND	84	47.46%	20	29.41%	266	31.97%	370	34.35%
Cast Votes:		177	100.00%	68	100.00%	832	100.00%	1,077	100.00%
Undervotes:		16		3		33		52	
Overvotes:		1		0		1		2	
Unresolved write-ins:		0		0		0		0	

Cumulative Results Report

Will County Election Night 4/1/2025

Run Time 12:35 PM

Run Date 04/16/2025

WILL COUNTY, ILLINOIS

CONSOLIDATED ELECTION - APRIL 1, 2025

4/1/2025

Page 64

Official Results

Registered Voters

79978 of 453563 = 17.63%

Precincts Reporting

310 of 310 = 100.00%

WILMINGTON TOWNSHIP For Collector - (Vote for one)

Choice	Party	Vote by Mail		Early Voting		Election Day Voting		Total	
No Candidate	REP	0	0.00%	0	0.00%	0	0.00%	0	0.00%
No Candidate	DEM	0	0.00%	0	0.00%	0	0.00%	0	0.00%
Cast Votes:		0	0.00%	0	0.00%	0	0.00%	0	0.00%
Undervotes:		0		0		0		0	
Overvotes:		0		0		0		0	
Unresolved write-ins:		0		0		0		0	

WILMINGTON TOWNSHIP For Trustee - (Vote for not more than four)

Choice	Party	Vote by Mail		Early Voting		Election Day Voting		Total	
Susan Cragg	REP	106	29.78%	40	33.61%	484	30.19%	630	30.32%
Heather Turcany	REP	86	24.16%	28	23.53%	377	23.52%	491	23.63%
Jennifer Bowman	REP	87	24.44%	26	21.85%	393	24.52%	506	24.35%
Justine Domke	REP	77	21.63%	25	21.01%	349	21.77%	451	21.70%
No Candidate	DEM	0	0.00%	0	0.00%	0	0.00%	0	0.00%
Cast Votes:		356	100.00%	119	100.00%	1,603	100.00%	2,078	100.00%
Undervotes:		420		165		1,861		2,446	
Overvotes:		0		0		0		0	
Unresolved write-ins:		0		0		0		0	

WILTON TOWNSHIP For Supervisor - (Vote for one)

Choice	Party	Vote by Mail		Early Voting		Election Day Voting		Total	
No Candidate	REP	0	0.00%	0	0.00%	0	0.00%	0	0.00%
Gynith Borden	DEM	22	100.00%	3	100.00%	122	100.00%	147	100.00%
Cast Votes:		22	100.00%	3	100.00%	122	100.00%	147	100.00%
Undervotes:		5		0		46		51	
Overvotes:		0		0		0		0	
Unresolved write-ins:		0		0		0		0	

WILTON TOWNSHIP For Clerk - (Vote for one)

Choice	Party	Vote by Mail		Early Voting		Election Day Voting		Total	
No Candidate	REP	0	0.00%	0	0.00%	0	0.00%	0	0.00%
Jody Thatcher	DEM	23	100.00%	3	100.00%	119	100.00%	145	100.00%
Cast Votes:		23	100.00%	3	100.00%	119	100.00%	145	100.00%
Undervotes:		4		0		49		53	
Overvotes:		0		0		0		0	
Unresolved write-ins:		0		0		0		0	

Cumulative Results Report

Will County Election Night 4/1/2025

Run Time 12:35 PM

Run Date 04/16/2025

WILL COUNTY, ILLINOIS

CONSOLIDATED ELECTION - APRIL 1, 2025

4/1/2025

Page 65

Official Results

Registered Voters

79978 of 453563 = 17.63%

Precincts Reporting

310 of 310 = 100.00%

WILTON TOWNSHIP For Assessor - (Vote for one)

Choice	Party	Vote by Mail		Early Voting		Election Day Voting		Total	
No Candidate	REP	0	0.00%	0	0.00%	0	0.00%	0	0.00%
No Candidate	DEM	0	0.00%	0	0.00%	0	0.00%	0	0.00%
Cast Votes:		0	0.00%	0	0.00%	0	0.00%	0	0.00%
Undervotes:		0		0		0		0	
Overvotes:		0		0		0		0	
Unresolved write-ins:		0		0		0		0	

WILTON TOWNSHIP For Highway Commissioner - (Vote for one)

Choice	Party	Vote by Mail		Early Voting		Election Day Voting		Total	
Ray Nugent Jr	REP	17	100.00%	3	100.00%	140	100.00%	160	100.00%
No Candidate	DEM	0	0.00%	0	0.00%	0	0.00%	0	0.00%
Cast Votes:		17	100.00%	3	100.00%	140	100.00%	160	100.00%
Undervotes:		10		0		28		38	
Overvotes:		0		0		0		0	
Unresolved write-ins:		0		0		0		0	

WILTON TOWNSHIP For Collector - (Vote for one)

Choice	Party	Vote by Mail		Early Voting		Election Day Voting		Total	
No Candidate	REP	0	0.00%	0	0.00%	0	0.00%	0	0.00%
No Candidate	DEM	0	0.00%	0	0.00%	0	0.00%	0	0.00%
Cast Votes:		0	0.00%	0	0.00%	0	0.00%	0	0.00%
Undervotes:		0		0		0		0	
Overvotes:		0		0		0		0	
Unresolved write-ins:		0		0		0		0	

Cumulative Results Report

Will County Election Night 4/1/2025

Run Time 12:35 PM

Run Date 04/16/2025

WILL COUNTY, ILLINOIS

CONSOLIDATED ELECTION - APRIL 1, 2025

4/1/2025

Page 66

Official Results

Registered Voters

79978 of 453563 = 17.63%

Precincts Reporting

310 of 310 = 100.00%

WILTON TOWNSHIP For Trustee - (Vote for not more than four)

Choice	Party	Vote by Mail		Early Voting		Election Day Voting		Total	
Joey Borrelli	REP	11	17.46%	0	0.00%	99	22.76%	110	21.78%
Stephen Quigley	REP	12	19.05%	1	14.29%	86	19.77%	99	19.60%
Michael McKinney	REP	6	9.52%	0	0.00%	69	15.86%	75	14.85%
No Candidate	DEM	0	0.00%	0	0.00%	0	0.00%	0	0.00%
Kristeen Morgan	IND	7	11.11%	2	28.57%	47	10.80%	56	11.09%
Brigitte Ralph	IND	8	12.70%	2	28.57%	44	10.11%	54	10.69%
Paul Kinsella	IND	19	30.16%	2	28.57%	90	20.69%	111	21.98%
Cast Votes:		63	100.00%	7	100.00%	435	100.00%	505	100.00%
Undervotes:		45		5		237		287	
Overvotes:		0		0		0		0	
Unresolved write-ins:		0		0		0		0	

BOLINGBROOK PARK DISTRICT For Park Commissioner - (Vote for not more than two)

Choice	Party	Vote by Mail		Early Voting		Election Day Voting		Total	
Frank J. McKay		1,195	51.33%	1,194	51.47%	1,866	51.66%	4,255	51.51%
Jacob "Jake" McVey		1,133	48.67%	1,126	48.53%	1,746	48.34%	4,005	48.49%
Cast Votes:		2,328	100.00%	2,320	100.00%	3,612	100.00%	8,260	100.00%
Undervotes:		1,034		1,234		1,786		4,054	
Overvotes:		0		0		0		0	
Unresolved write-ins:		0		0		0		0	

BRAIDWOOD PARK DISTRICT For Park Commissioner (To serve an unexpired 2-year term) - (Vote for one)

Choice	Party	Vote by Mail		Early Voting		Election Day Voting		Total	
Kenneth W. Hopf		124	100.00%	192	100.00%	742	100.00%	1,058	100.00%
Cast Votes:		124	100.00%	192	100.00%	742	100.00%	1,058	100.00%
Undervotes:		30		65		207		302	
Overvotes:		0		0		0		0	
Unresolved write-ins:		0		0		0		0	

BRAIDWOOD PARK DISTRICT For Park Commissioner - (Vote for one)

Choice	Party	Vote by Mail		Early Voting		Election Day Voting		Total	
Andrew F. Kaminsky		123	100.00%	175	100.00%	693	100.00%	991	100.00%
Cast Votes:		123	100.00%	175	100.00%	693	100.00%	991	100.00%
Undervotes:		31		82		256		369	
Overvotes:		0		0		0		0	
Unresolved write-ins:		0		0		0		0	

Cumulative Results Report

Will County Election Night 4/1/2025

Run Time 12:35 PM

Run Date 04/16/2025

WILL COUNTY, ILLINOIS

CONSOLIDATED ELECTION - APRIL 1, 2025

4/1/2025

Page 67

Official Results

Registered Voters

79978 of 453563 = 17.63%

Precincts Reporting

310 of 310 = 100.00%

CHANNAHON PARK DISTRICT (Grundy & Will Counties) For Park Commissioner - (Vote for not more than two)

Choice	Party	Vote by Mail		Early Voting		Election Day Voting		Total	
Michelle Grant		158	30.98%	93	32.86%	377	32.19%	628	31.98%
Christopher "Chris" Caldwell		181	35.49%	112	39.58%	464	39.62%	757	38.54%
Dennis P. Clower		171	33.53%	78	27.56%	330	28.18%	579	29.48%
Cast Votes:		510	100.00%	283	100.00%	1,171	100.00%	1,964	100.00%
Undervotes:		142		103		481		726	
Overvotes:		3		2		2		7	
Unresolved write-ins:		0		0		0		0	

CRETE PARK DISTRICT For Park Commissioner - (Vote for not more than three)

Choice	Party	Vote by Mail		Early Voting		Election Day Voting		Total	
William Smigel		133	31.44%	56	35.00%	275	32.62%	464	32.54%
Kelly A. Humbert Hallin		140	33.10%	51	31.88%	295	34.99%	486	34.08%
June Shy		150	35.46%	53	33.13%	273	32.38%	476	33.38%
Cast Votes:		423	100.00%	160	100.00%	843	100.00%	1,426	100.00%
Undervotes:		282		137		636		1,055	
Overvotes:		0		0		0		0	
Unresolved write-ins:		0		0		0		0	

CRETE RURAL PARK DISTRICT For Park Commissioner - (Vote for one)

Choice	Party	Vote by Mail		Early Voting		Election Day Voting		Total	
Pamela H. Hoffman		161	100.00%	48	100.00%	230	100.00%	439	100.00%
Cast Votes:		161	100.00%	48	100.00%	230	100.00%	439	100.00%
Undervotes:		51		17		65		133	
Overvotes:		0		0		0		0	
Unresolved write-ins:		0		0		0		0	

FOX VALLEY PARK DISTRICT (DuPage, Kane, Kendall & Will Counties) For Park Commissioner District 3 (To serve an unexpired 2-year term) - (Vote for one)

Choice	Party	Vote by Mail		Early Voting		Election Day Voting		Total	
Aimee Cisneros		319	100.00%	238	100.00%	599	100.00%	1,156	100.00%
Cast Votes:		319	100.00%	238	100.00%	599	100.00%	1,156	100.00%
Undervotes:		114		98		216		428	
Overvotes:		0		0		0		0	
Unresolved write-ins:		0		0		0		0	

Cumulative Results Report

Will County Election Night 4/1/2025

Run Time 12:35 PM

Run Date 04/16/2025

WILL COUNTY, ILLINOIS

CONSOLIDATED ELECTION - APRIL 1, 2025

4/1/2025

Page 68

Official Results

Registered Voters

79978 of 453563 = 17.63%

Precincts Reporting

310 of 310 = 100.00%

FOX VALLEY PARK DISTRICT (DuPage, Kane, Kendall & Will Counties) For Park Commissioner District 3 - (Vote for one)

Choice	Party	Vote by Mail		Early Voting		Election Day Voting		Total	
Marea Berkley Clement		315	100.00%	234	100.00%	592	100.00%	1,141	100.00%
	Cast Votes:	315	100.00%	234	100.00%	592	100.00%	1,141	100.00%
	Undervotes:	118		102		223		443	
	Overvotes:	0		0		0		0	
	Unresolved write-ins:	0		0		0		0	

FOX VALLEY PARK DISTRICT (DuPage, Kane, Kendall & Will Counties) For Park Commissioner At Large - (Vote for one)

Choice	Party	Vote by Mail		Early Voting		Election Day Voting		Total	
Joe Grisson, III		171	51.20%	120	47.81%	255	42.01%	546	45.81%
Edward Ash		163	48.80%	131	52.19%	352	57.99%	646	54.19%
	Cast Votes:	334	100.00%	251	100.00%	607	100.00%	1,192	100.00%
	Undervotes:	99		85		207		391	
	Overvotes:	0		0		1		1	
	Unresolved write-ins:	0		0		0		0	

FRANKFORT PARK DISTRICT (Cook & Will Counties) For Park Commissioner - (Vote for not more than three)

Choice	Party	Vote by Mail		Early Voting		Election Day Voting		Total	
Thomas C Ruvoli Jr.		431	33.10%	746	31.99%	915	32.91%	2,092	32.62%
Mark Ponton		423	32.49%	749	32.12%	901	32.41%	2,073	32.32%
Michael McCarey		448	34.41%	837	35.89%	964	34.68%	2,249	35.06%
	Cast Votes:	1,302	100.00%	2,332	100.00%	2,780	100.00%	6,414	100.00%
	Undervotes:	909		1,871		2,245		5,025	
	Overvotes:	0		0		0		0	
	Unresolved write-ins:	0		0		0		0	

FRANKFORT SQUARE PARK DISTRICT (Cook & Will Counties) For Park Commissioner - (Vote for not more than four)

Choice	Party	Vote by Mail		Early Voting		Election Day Voting		Total	
Denis G. Moore		357	24.29%	478	24.13%	673	24.88%	1,508	24.50%
Lauren Breedlove		396	26.94%	514	25.95%	696	25.73%	1,606	26.09%
John "Frank" Florentine		351	23.88%	503	25.39%	673	24.88%	1,527	24.81%
Joseph King		366	24.90%	486	24.53%	663	24.51%	1,515	24.61%
	Cast Votes:	1,470	100.00%	1,981	100.00%	2,705	100.00%	6,156	100.00%
	Undervotes:	1,030		1,635		2,083		4,748	
	Overvotes:	0		0		0		0	
	Unresolved write-ins:	0		0		0		0	

Cumulative Results Report

Will County Election Night 4/1/2025

Run Time 12:35 PM

Run Date 04/16/2025

WILL COUNTY, ILLINOIS

CONSOLIDATED ELECTION - APRIL 1, 2025

4/1/2025

Page 69

Official Results

Registered Voters
79978 of 453563 = 17.63%

Precincts Reporting
310 of 310 = 100.00%

GODLEY PARK DISTRICT (Grundy & Will Counties) For Park Commissioner (To serve an unexpired 4-year term) - (Vote for one)

Choice	Party	Vote by Mail		Early Voting		Election Day Voting		Total	
Shawna Stanford		8	100.00%	0	0.00%	21	100.00%	29	100.00%
	Cast Votes:	8	100.00%	0	0.00%	21	100.00%	29	100.00%
	Undervotes:	0		0		9		9	
	Overvotes:	0		0		0		0	
	Unresolved write-ins:	0		0		0		0	

GODLEY PARK DISTRICT (Grundy & Will Counties) For Park Commissioner - (Vote for not more than two)

Choice	Party	Vote by Mail		Early Voting		Election Day Voting		Total	
Diana Haars		5	50.00%	0	0.00%	19	45.24%	24	46.15%
Michelle Lynn Read		5	50.00%	0	0.00%	23	54.76%	28	53.85%
	Cast Votes:	10	100.00%	0	0.00%	42	100.00%	52	100.00%
	Undervotes:	6		0		18		24	
	Overvotes:	0		0		0		0	
	Unresolved write-ins:	0		0		0		0	

JOLIET PARK DISTRICT (Kendall & Will Counties) For Park Commissioner - (Vote for not more than three)

Choice	Party	Vote by Mail		Early Voting		Election Day Voting		Total	
Sue Gulas		1,593	37.27%	863	38.39%	2,837	37.44%	5,293	37.54%
Joe Mutz		1,332	31.17%	710	31.58%	2,444	32.25%	4,486	31.82%
Bill Tatro		1,349	31.56%	675	30.03%	2,297	30.31%	4,321	30.65%
	Cast Votes:	4,274	100.00%	2,248	100.00%	7,578	100.00%	14,100	100.00%
	Undervotes:	2,098		1,670		5,400		9,168	
	Overvotes:	10		2		9		21	
	Unresolved write-ins:	0		0		0		0	

LEMONT PARK DISTRICT (Cook, DuPage & Will Counties) For Park Commissioner - (Vote for not more than two)

Choice	Party	Vote by Mail		Early Voting		Election Day Voting		Total	
Michael Scarlati		0	0.00%	0	0.00%	2	50.00%	2	50.00%
Steven Richmond		0	0.00%	0	0.00%	2	50.00%	2	50.00%
	Cast Votes:	0	0.00%	0	0.00%	4	100.00%	4	100.00%
	Undervotes:	2		4		0		6	
	Overvotes:	0		0		0		0	
	Unresolved write-ins:	0		0		0		0	

Cumulative Results Report

Will County Election Night 4/1/2025

Run Time 12:35 PM

Run Date 04/16/2025

WILL COUNTY, ILLINOIS

CONSOLIDATED ELECTION - APRIL 1, 2025

4/1/2025

Page 70

Official Results

Registered Voters

79978 of 453563 = 17.63%

Precincts Reporting

310 of 310 = 100.00%

LOCKPORT PARK DISTRICT For Park Commissioner (To serve an unexpired 2-year term) - (Vote for one)

Choice	Party	Vote by Mail		Early Voting		Election Day Voting		Total	
Max L. Woods		1,780	100.00%	1,007	100.00%	3,910	100.00%	6,697	100.00%
	Cast Votes:	1,780	100.00%	1,007	100.00%	3,910	100.00%	6,697	100.00%
	Undervotes:	508		366		1,175		2,049	
	Overvotes:	0		0		0		0	
	Unresolved write-ins:	0		0		0		0	

LOCKPORT PARK DISTRICT For Park Commissioner - (Vote for one)

Choice	Party	Vote by Mail		Early Voting		Election Day Voting		Total	
Patrick Maier		1,763	100.00%	988	100.00%	3,852	100.00%	6,603	100.00%
	Cast Votes:	1,763	100.00%	988	100.00%	3,852	100.00%	6,603	100.00%
	Undervotes:	525		385		1,233		2,143	
	Overvotes:	0		0		0		0	
	Unresolved write-ins:	0		0		0		0	

MANHATTAN PARK DISTRICT For Park Commissioner - (Vote for not more than three)

Choice	Party	Vote by Mail		Early Voting		Election Day Voting		Total	
Josef "Joe" Farkas		143	23.83%	206	25.53%	506	25.20%	855	25.04%
Bridget Hope		177	29.50%	235	29.12%	561	27.94%	973	28.49%
Nicholas Goodwin		124	20.67%	216	26.77%	536	26.69%	876	25.65%
Barbara Epps		156	26.00%	150	18.59%	405	20.17%	711	20.82%
	Cast Votes:	600	100.00%	807	100.00%	2,008	100.00%	3,415	100.00%
	Undervotes:	315		594		1,490		2,399	
	Overvotes:	4		4		7		15	
	Unresolved write-ins:	0		0		0		0	

MOKENA COMMUNITY PARK DISTRICT (Cook & Will Counties) For Park Commissioner - (Vote for not more than three)

Choice	Party	Vote by Mail		Early Voting		Election Day Voting		Total	
Robert E. Lindbloom		555	33.09%	546	33.48%	1,165	34.25%	2,266	33.78%
Mary Louise Knoerzer		608	36.26%	567	34.76%	1,155	33.96%	2,330	34.73%
Jeff Apel		514	30.65%	518	31.76%	1,081	31.78%	2,113	31.50%
	Cast Votes:	1,677	100.00%	1,631	100.00%	3,401	100.00%	6,709	100.00%
	Undervotes:	1,149		1,282		2,623		5,054	
	Overvotes:	0		0		0		0	
	Unresolved write-ins:	0		0		0		0	

Cumulative Results Report

WILL COUNTY, ILLINOIS

Official Results

Will County Election Night 4/1/2025

CONSOLIDATED ELECTION - APRIL 1, 2025

Registered Voters

79978 of 453563 = 17.63%

Precincts Reporting

310 of 310 = 100.00%

Run Time 12:35 PM

4/1/2025

Run Date 04/16/2025

Page 71

NAPERVILLE PARK DISTRICT (DuPage & Will Counties) For Park Commissioner - (Vote for not more than four)

Choice	Party	Vote by Mail		Early Voting		Election Day Voting		Total	
Leslie Ruffing		1,519	21.67%	1,674	19.56%	1,685	19.43%	4,878	20.12%
Zachary W. Jarrell		770	10.98%	1,151	13.45%	1,329	15.33%	3,250	13.41%
Natalia Dagenhart		698	9.96%	1,037	12.11%	1,231	14.20%	2,966	12.23%
Aishwarya Balakrishna		1,268	18.09%	1,715	20.04%	1,393	16.07%	4,376	18.05%
Rhonda Ansier		1,303	18.59%	1,356	15.84%	1,374	15.85%	4,033	16.64%
Alison Thompson		1,453	20.72%	1,627	19.01%	1,659	19.13%	4,739	19.55%
Cast Votes:		7,011	100.00%	8,560	100.00%	8,671	100.00%	24,242	100.00%
Undervotes:		1,965		4,560		4,213		10,738	
Overvotes:		1		0		0		1	
Unresolved write-ins:		0		0		0		0	

NEW LENOX COMMUNITY PARK DISTRICT For Park Commissioner - (Vote for not more than two)

Choice	Party	Vote by Mail		Early Voting		Election Day Voting		Total	
Mark Ott, Jr.		658	50.27%	469	51.31%	1,276	49.84%	2,403	50.24%
Theodore "Ted" Schulz		651	49.73%	445	48.69%	1,284	50.16%	2,380	49.76%
Cast Votes:		1,309	100.00%	914	100.00%	2,560	100.00%	4,783	100.00%
Undervotes:		925		528		1,766		3,219	
Overvotes:		0		0		0		0	
Unresolved write-ins:		0		0		0		0	

OSWEGOLAND PARK DISTRICT (Kendall & Will Counties) For Park Commissioner (To serve an unexpired 4-year term) - (Vote for one)

Choice	Party	Vote by Mail		Early Voting		Election Day Voting		Total	
Robert Ijams		20	100.00%	20	100.00%	22	100.00%	62	100.00%
Cast Votes:		20	100.00%	20	100.00%	22	100.00%	62	100.00%
Undervotes:		16		4		12		32	
Overvotes:		0		0		0		0	
Unresolved write-ins:		0		0		0		0	

Cumulative Results Report

Will County Election Night 4/1/2025

Run Time 12:35 PM

Run Date 04/16/2025

WILL COUNTY, ILLINOIS

CONSOLIDATED ELECTION - APRIL 1, 2025

4/1/2025

Page 72

Official Results

Registered Voters

79978 of 453563 = 17.63%

Precincts Reporting

310 of 310 = 100.00%

OSWEGOLAND PARK DISTRICT (Kendall & Will Counties) For Park Commissioner - (Vote for one)

Choice	Party	Vote by Mail		Early Voting		Election Day Voting		Total	
Holly Wiggins		18	72.00%	13	61.90%	17	68.00%	48	67.61%
Jason Bullens		7	28.00%	8	38.10%	8	32.00%	23	32.39%
Cast Votes:		25	100.00%	21	100.00%	25	100.00%	71	100.00%
Undervotes:		11		3		9		23	
Overvotes:		0		0		0		0	
Unresolved write-ins:		0		0		0		0	

PEOTONE PARK DISTRICT For Park Commissioner - (Vote for not more than two)

Choice	Party	Vote by Mail		Early Voting		Election Day Voting		Total	
Christopher Miller		113	52.56%	19	46.34%	525	56.33%	657	55.30%
M. Barbara Sim		102	47.44%	22	53.66%	407	43.67%	531	44.70%
Cast Votes:		215	100.00%	41	100.00%	932	100.00%	1,188	100.00%
Undervotes:		119		41		824		984	
Overvotes:		0		0		0		0	
Unresolved write-ins:		0		0		0		0	

PLAINFIELD PARK DISTRICT (Kendall & Will Counties) For Park Commissioner - (Vote for not more than two)

Choice	Party	Vote by Mail		Early Voting		Election Day Voting		Total	
Bill Thoman		2,393	58.39%	1,423	60.09%	3,857	61.74%	7,673	60.36%
Syed Abedi		1,705	41.61%	945	39.91%	2,390	38.26%	5,040	39.64%
Cast Votes:		4,098	100.00%	2,368	100.00%	6,247	100.00%	12,713	100.00%
Undervotes:		2,340		1,850		4,741		8,931	
Overvotes:		0		0		0		0	
Unresolved write-ins:		0		0		0		0	

Cumulative Results Report

WILL COUNTY, ILLINOIS

Official Results

Will County Election Night 4/1/2025

CONSOLIDATED ELECTION - APRIL 1, 2025

Registered Voters

79978 of 453563 = 17.63%

Precincts Reporting

310 of 310 = 100.00%

Run Time 12:35 PM

4/1/2025

Run Date 04/16/2025

Page 73

TINLEY PARK PARK DISTRICT (Cook & Will Counties) For Park Commissioner - (Vote for not more than three)

Choice	Party	Vote by Mail		Early Voting		Election Day Voting		Total	
Lisa M Butler		2	28.57%	5	17.86%	5	16.67%	12	18.46%
David J Viglielmo		1	14.29%	1	3.57%	6	20.00%	8	12.31%
Donald E Sachnoff		1	14.29%	2	7.14%	5	16.67%	8	12.31%
Marie Ryan		1	14.29%	7	25.00%	3	10.00%	11	16.92%
Lisa O'Donovan		2	28.57%	5	17.86%	8	26.67%	15	23.08%
Don Cuba		0	0.00%	8	28.57%	3	10.00%	11	16.92%
Cast Votes:		7	100.00%	28	100.00%	30	100.00%	65	100.00%
Undervotes:		5		2		0		7	
Overvotes:		0		0		0		0	
Unresolved write-ins:		0		0		0		0	

WILMINGTON PARK DISTRICT For Park Commissioner (To serve an unexpired 2-year term) - (Vote for one)

Choice	Party	Vote by Mail		Early Voting		Election Day Voting		Total	
No Candidate		0	0.00%	0	0.00%	0	0.00%	0	0.00%
Cast Votes:		0	0.00%	0	0.00%	0	0.00%	0	0.00%
Undervotes:		0		0		0		0	
Overvotes:		0		0		0		0	
Unresolved write-ins:		0		0		0		0	

WILMINGTON PARK DISTRICT For Park Commissioner - (Vote for not more than two)

Choice	Party	Vote by Mail		Early Voting		Election Day Voting		Total	
Shannon Savoia		71	22.83%	32	32.65%	226	19.06%	329	20.63%
Patrick Nugent		107	34.41%	25	25.51%	463	39.04%	595	37.30%
Benjamin Stickel		133	42.77%	41	41.84%	497	41.91%	671	42.07%
Cast Votes:		311	100.00%	98	100.00%	1,186	100.00%	1,595	100.00%
Undervotes:		97		50		558		705	
Overvotes:		1		0		2		3	
Unresolved write-ins:		0		0		0		0	

Cumulative Results Report

Will County Election Night 4/1/2025

Run Time 12:35 PM

Run Date 04/16/2025

WILL COUNTY, ILLINOIS

CONSOLIDATED ELECTION - APRIL 1, 2025

4/1/2025

Page 74

Official Results

Registered Voters

79978 of 453563 = 17.63%

Precincts Reporting

310 of 310 = 100.00%

WOODRIDGE PARK DISTRICT (DuPage & Will Counties) For Park Commissioner - (Vote for not more than two)

Choice	Party	Vote by Mail		Early Voting		Election Day Voting		Total	
Sam Venouziou		0	0.00%	0	0.00%	0	0.00%	0	0.00%
Brian P. Coleman		0	0.00%	0	0.00%	0	0.00%	0	0.00%
Cast Votes:		0	0.00%	0	0.00%	0	0.00%	0	0.00%
Undervotes:		0		0		0		0	
Overvotes:		0		0		0		0	
Unresolved write-ins:		0		0		0		0	

AURORA PUBLIC LIBRARY DISTRICT (DuPage, Kane, Kendall & Will Counties) For Library Trustee (To serve an unexpired 4-year term) - (Vote for one)

Choice	Party	Vote by Mail		Early Voting		Election Day Voting		Total	
No Candidate		0	0.00%	0	0.00%	0	0.00%	0	0.00%
Scott McCleary (W)		0	0.00%	2	100.00%	4	100.00%	6	100.00%
Cast Votes:		0	0.00%	2	100.00%	4	100.00%	6	100.00%
Undervotes:		433		334		811		1,578	
Overvotes:		0		0		0		0	
Unresolved write-ins:		0		0		0		0	

AURORA PUBLIC LIBRARY DISTRICT (DuPage, Kane, Kendall & Will Counties) For Library Trustee - (Vote for not more than two)

Choice	Party	Vote by Mail		Early Voting		Election Day Voting		Total	
Ram Tyagi		127	20.89%	91	20.27%	179	17.08%	397	18.86%
Joseph Sanchez		152	25.00%	116	25.84%	251	23.95%	519	24.66%
Kevin O'Neill		163	26.81%	107	23.83%	290	27.67%	560	26.60%
Vincent Gaddis		92	15.13%	83	18.49%	198	18.89%	373	17.72%
Paul LaTour		74	12.17%	52	11.58%	130	12.40%	256	12.16%
Cast Votes:		608	100.00%	449	100.00%	1,048	100.00%	2,105	100.00%
Undervotes:		252		223		580		1,055	
Overvotes:		3		0		1		4	
Unresolved write-ins:		0		0		0		0	

Cumulative Results Report

Will County Election Night 4/1/2025

Run Time 12:35 PM

Run Date 04/16/2025

WILL COUNTY, ILLINOIS

CONSOLIDATED ELECTION - APRIL 1, 2025

4/1/2025

Page 75

Official Results

Registered Voters
79978 of 453563 = 17.63%

Precincts Reporting
310 of 310 = 100.00%

BEECHER PUBLIC LIBRARY DISTRICT For Library Trustee - (Vote for not more than three)

Choice	Party	Vote by Mail		Early Voting		Election Day Voting		Total	
Shirley R. Biery		70	35.35%	70	31.11%	316	34.76%	456	34.23%
Sheila Oppenhuis		69	34.85%	88	39.11%	327	35.97%	484	36.34%
Douglas Short, Jr.		59	29.80%	67	29.78%	266	29.26%	392	29.43%
Cast Votes:		198	100.00%	225	100.00%	909	100.00%	1,332	100.00%
Undervotes:		105		174		669		948	
Overvotes:		0		0		0		0	
Unresolved write-ins:		0		0		0		0	

CRETE PUBLIC LIBRARY DISTRICT For Library Trustee - (Vote for not more than four)

Choice	Party	Vote by Mail		Early Voting		Election Day Voting		Total	
Leslee Williams		314	25.34%	108	24.55%	489	26.09%	911	25.64%
Suzanne Oliver		304	24.54%	102	23.18%	446	23.80%	852	23.98%
Heather Van Zyl		284	22.92%	105	23.86%	435	23.21%	824	23.19%
Phyllis W. Monks		337	27.20%	125	28.41%	504	26.89%	966	27.19%
Cast Votes:		1,239	100.00%	440	100.00%	1,874	100.00%	3,553	100.00%
Undervotes:		585		240		1,254		2,079	
Overvotes:		0		0		0		0	
Unresolved write-ins:		0		0		0		0	

FOSSIL RIDGE PUBLIC LIBRARY DISTRICT (Grundy, Kankakee & Will Counties) For Library Trustee - (Vote for not more than two)

Choice	Party	Vote by Mail		Early Voting		Election Day Voting		Total	
Lora L. Grant		147	52.13%	151	50.67%	626	49.33%	924	49.97%
Joyce K. Bauer		135	47.87%	147	49.33%	643	50.67%	925	50.03%
Cast Votes:		282	100.00%	298	100.00%	1,269	100.00%	1,849	100.00%
Undervotes:		122		230		989		1,341	
Overvotes:		0		0		0		0	
Unresolved write-ins:		0		0		0		0	

Cumulative Results Report

Will County Election Night 4/1/2025

Run Time 12:35 PM

Run Date 04/16/2025

WILL COUNTY, ILLINOIS

CONSOLIDATED ELECTION - APRIL 1, 2025

4/1/2025

Page 76

Official Results

Registered Voters

79978 of 453563 = 17.63%

Precincts Reporting

310 of 310 = 100.00%

FOUNTAINDALE PUBLIC LIBRARY DISTRICT (DuPage & Will Counties) For Library Trustee (To serve an unexpired 4-year term) - (Vote for one)

Choice	Party	Vote by Mail		Early Voting		Election Day Voting		Total	
James A. Daunis Jr.		1,134	100.00%	1,256	100.00%	1,875	100.00%	4,265	100.00%
	Cast Votes:	1,134	100.00%	1,256	100.00%	1,875	100.00%	4,265	100.00%
	Undervotes:	280		372		506		1,158	
	Overvotes:	0		0		0		0	
	Unresolved write-ins:	0		0		0		0	

FOUNTAINDALE PUBLIC LIBRARY DISTRICT (DuPage & Will Counties) For Library Trustee - (Vote for not more than two)

Choice	Party	Vote by Mail		Early Voting		Election Day Voting		Total	
Kathryn J. Spindel		1,111	53.88%	1,201	53.78%	1,748	53.15%	4,060	53.53%
Marcelo Valencia		951	46.12%	1,032	46.22%	1,541	46.85%	3,524	46.47%
	Cast Votes:	2,062	100.00%	2,233	100.00%	3,289	100.00%	7,584	100.00%
	Undervotes:	766		1,023		1,473		3,262	
	Overvotes:	0		0		0		0	
	Unresolved write-ins:	0		0		0		0	

FRANKFORT PUBLIC LIBRARY DISTRICT (Cook & Will Counties) For Library Trustee (To serve an unexpired 2-year term) - (Vote for not more than two)

Choice	Party	Vote by Mail		Early Voting		Election Day Voting		Total	
Lori Evenhouse		818	100.00%	1,411	100.00%	1,807	100.00%	4,036	100.00%
	Cast Votes:	818	100.00%	1,411	100.00%	1,807	100.00%	4,036	100.00%
	Undervotes:	333		584		758		1,675	
	Overvotes:	0		0		0		0	
	Unresolved write-ins:	0		0		0		0	

Cumulative Results Report

Will County Election Night 4/1/2025

Run Time 12:35 PM

Run Date 04/16/2025

WILL COUNTY, ILLINOIS

CONSOLIDATED ELECTION - APRIL 1, 2025

4/1/2025

Page 77

Official Results

Registered Voters
79978 of 453563 = 17.63%

Precincts Reporting
310 of 310 = 100.00%

FRANKFORT PUBLIC LIBRARY DISTRICT (Cook & Will Counties) For Library Trustee - (Vote for not more than four)

Choice	Party	Vote by Mail		Early Voting		Election Day Voting		Total	
Karen Miner		541	18.03%	797	18.02%	1,102	19.18%	2,440	18.53%
Brooks Stenoish		480	16.00%	654	14.78%	794	13.82%	1,928	14.64%
Margaret Clemons-Adams		444	14.80%	654	14.78%	879	15.29%	1,977	15.01%
Emily Meszaros		550	18.33%	801	18.11%	1,043	18.15%	2,394	18.18%
Autumn Faris		510	17.00%	797	18.02%	1,010	17.57%	2,317	17.59%
Jeffrey W. Otway		475	15.83%	721	16.30%	919	15.99%	2,115	16.06%
Cast Votes:		3,000	100.00%	4,424	100.00%	5,747	100.00%	13,171	100.00%
Undervotes:		1,596		3,532		4,497		9,625	
Overvotes:		2		6		4		12	
Unresolved write-ins:		0		0		0		0	

HOMER TOWNSHIP PUBLIC LIBRARY DISTRICT For Library Trustee (To serve an unexpired 2-year term) - (Vote for not more than two)

Choice	Party	Vote by Mail		Early Voting		Election Day Voting		Total	
Dan Kenney		804	49.63%	461	52.33%	1,751	51.73%	3,016	51.24%
Julie Hueckstaedt		816	50.37%	420	47.67%	1,634	48.27%	2,870	48.76%
Cast Votes:		1,620	100.00%	881	100.00%	3,385	100.00%	5,886	100.00%
Undervotes:		882		607		2,275		3,764	
Overvotes:		0		0		0		0	
Unresolved write-ins:		0		0		0		0	

HOMER TOWNSHIP PUBLIC LIBRARY DISTRICT For Library Trustee - (Vote for not more than three)

Choice	Party	Vote by Mail		Early Voting		Election Day Voting		Total	
Eileen McCaffrey		839	34.41%	441	34.97%	1,713	35.15%	2,993	34.91%
Phyllis Dahlstrand		790	32.40%	397	31.48%	1,527	31.33%	2,714	31.66%
Kathryn Mitchell		809	33.18%	423	33.54%	1,634	33.52%	2,866	33.43%
Cast Votes:		2,438	100.00%	1,261	100.00%	4,874	100.00%	8,573	100.00%
Undervotes:		1,315		971		3,616		5,902	
Overvotes:		0		0		0		0	
Unresolved write-ins:		0		0		0		0	

Cumulative Results Report

Will County Election Night 4/1/2025

Run Time 12:35 PM

Run Date 04/16/2025

WILL COUNTY, ILLINOIS

CONSOLIDATED ELECTION - APRIL 1, 2025

4/1/2025

Page 78

Official Results

Registered Voters
79978 of 453563 = 17.63%

Precincts Reporting
310 of 310 = 100.00%

MANHATTAN-ELWOOD PUBLIC LIBRARY DISTRICT For Library Trustee (To serve an unexpired 2-year term) - (Vote for one)

Choice	Party	Vote by Mail		Early Voting		Election Day Voting		Total	
Amanda Dearing		318	100.00%	384	100.00%	1,050	100.00%	1,752	100.00%
	Cast Votes:	318	100.00%	384	100.00%	1,050	100.00%	1,752	100.00%
	Undervotes:	80		142		386		608	
	Overvotes:	0		0		0		0	
	Unresolved write-ins:	0		0		0		0	

MANHATTAN-ELWOOD PUBLIC LIBRARY DISTRICT For Library Trustee - (Vote for not more than four)

Choice	Party	Vote by Mail		Early Voting		Election Day Voting		Total	
Thomas Murray		250	24.34%	289	24.91%	755	25.10%	1,294	24.91%
Patricia Blatti		277	26.97%	320	27.59%	828	27.53%	1,425	27.43%
Keri English		254	24.73%	280	24.14%	717	23.84%	1,251	24.08%
Janice Krekel		246	23.95%	271	23.36%	708	23.54%	1,225	23.58%
	Cast Votes:	1,027	100.00%	1,160	100.00%	3,008	100.00%	5,195	100.00%
	Undervotes:	565		944		2,736		4,245	
	Overvotes:	0		0		0		0	
	Unresolved write-ins:	0		0		0		0	

MANTENO PUBLIC LIBRARY DISTRICT (Kankakee & Will Counties) For Library Trustee - (Vote for not more than two)

Choice	Party	Vote by Mail		Early Voting		Election Day Voting		Total	
Gale Dodge		2	50.00%	0	0.00%	4	66.67%	6	60.00%
Donna Nelson		2	50.00%	0	0.00%	2	33.33%	4	40.00%
	Cast Votes:	4	100.00%	0	0.00%	6	100.00%	10	100.00%
	Undervotes:	2		0		2		4	
	Overvotes:	0		0		0		0	
	Unresolved write-ins:	0		0		0		0	

MOKENA COMMUNITY PUBLIC LIBRARY DISTRICT For Library Trustee - (Vote for not more than two)

Choice	Party	Vote by Mail		Early Voting		Election Day Voting		Total	
Marilyn O'Rourke		492	56.55%	540	57.57%	1,180	58.68%	2,212	57.92%
Alvin R. Kempf, Jr.		378	43.45%	398	42.43%	831	41.32%	1,607	42.08%
	Cast Votes:	870	100.00%	938	100.00%	2,011	100.00%	3,819	100.00%
	Undervotes:	470		648		1,349		2,467	
	Overvotes:	0		0		0		0	
	Unresolved write-ins:	0		0		0		0	

Cumulative Results Report

Will County Election Night 4/1/2025

Run Time 12:35 PM

Run Date 04/16/2025

WILL COUNTY, ILLINOIS

CONSOLIDATED ELECTION - APRIL 1, 2025

4/1/2025

Page 79

Official Results

Registered Voters

79978 of 453563 = 17.63%

Precincts Reporting

310 of 310 = 100.00%

NEW LENOX PUBLIC LIBRARY DISTRICT For Library Trustee - (Vote for not more than three)

Choice	Party	Vote by Mail		Early Voting		Election Day Voting		Total	
Michelle DeBella-Monbrod		796	33.57%	513	33.16%	1,225	32.38%	2,534	32.90%
Alex Vancina		799	33.70%	519	33.55%	1,293	34.18%	2,611	33.90%
Dawn Wheat		776	32.73%	515	33.29%	1,265	33.44%	2,556	33.19%
Cast Votes:		2,371	100.00%	1,547	100.00%	3,783	100.00%	7,701	100.00%
Undervotes:		1,181		829		2,811		4,821	
Overvotes:		0		0		0		0	
Unresolved write-ins:		0		0		0		0	

VILLAGE OF ORLAND PARK LIBRARY DISTRICT (Cook & Will Counties) For Library Trustee - (Vote for not more than two)

Choice	Party	Vote by Mail		Early Voting		Election Day Voting		Total	
Bridget M. Lindbloom		27	39.13%	3	30.00%	3	50.00%	33	38.82%
Charles McShane		16	23.19%	4	40.00%	0	0.00%	20	23.53%
John Nugent		8	11.59%	0	0.00%	1	16.67%	9	10.59%
Linda S. Michaels		18	26.09%	3	30.00%	2	33.33%	23	27.06%
Cast Votes:		69	100.00%	10	100.00%	6	100.00%	85	100.00%
Undervotes:		27		2		4		33	
Overvotes:		0		0		0		0	
Unresolved write-ins:		0		0		0		0	

OSWEGO PUBLIC LIBRARY DISTRICT (Kane, Kendall & Will Counties) For Library Trustee - (Vote for not more than four)

Choice	Party	Vote by Mail		Early Voting		Election Day Voting		Total	
Lu Anne Harkins		56	24.03%	24	26.97%	52	27.37%	132	25.78%
Peter Wallers		48	20.60%	15	16.85%	32	16.84%	95	18.55%
Terry Tamblyn		53	22.75%	18	20.22%	37	19.47%	108	21.09%
James Connon		50	21.46%	17	19.10%	33	17.37%	100	19.53%
James T. "Jim" Marter		26	11.16%	15	16.85%	36	18.95%	77	15.04%
Cast Votes:		233	100.00%	89	100.00%	190	100.00%	512	100.00%
Undervotes:		95		87		218		400	
Overvotes:		0		0		0		0	
Unresolved write-ins:		0		0		0		0	

Cumulative Results Report

Will County Election Night 4/1/2025

Run Time 12:35 PM

Run Date 04/16/2025

WILL COUNTY, ILLINOIS

CONSOLIDATED ELECTION - APRIL 1, 2025

4/1/2025

Page 80

Official Results

Registered Voters

79978 of 453563 = 17.63%

Precincts Reporting

310 of 310 = 100.00%

VILLAGE OF PARK FOREST PUBLIC LIBRARY (Cook & Will Counties) For Library Trustee - (Vote for not more than two)

Choice	Party	Vote by Mail		Early Voting		Election Day Voting		Total	
Joshua Travis		37	48.68%	10	50.00%	34	49.28%	81	49.09%
Jessica Rodrigues		39	51.32%	10	50.00%	35	50.72%	84	50.91%
Cast Votes:		76	100.00%	20	100.00%	69	100.00%	165	100.00%
Undervotes:		30		2		27		59	
Overvotes:		0		0		0		0	
Unresolved write-ins:		0		0		0		0	

PEOTONE PUBLIC LIBRARY DISTRICT For Library Trustee - (Vote for not more than four)

Choice	Party	Vote by Mail		Early Voting		Election Day Voting		Total	
Jean Oliver		377	28.28%	117	27.46%	1,417	29.90%	1,911	29.41%
Mary Jane Carlson		330	24.76%	109	25.59%	1,204	25.41%	1,643	25.28%
Susan Chisausky		319	23.93%	103	24.18%	1,077	22.73%	1,499	23.07%
Sarah Dascenzo		307	23.03%	97	22.77%	1,041	21.97%	1,445	22.24%
Cast Votes:		1,333	100.00%	426	100.00%	4,739	100.00%	6,498	100.00%
Undervotes:		751		366		4,821		5,938	
Overvotes:		0		0		0		0	
Unresolved write-ins:		0		0		0		0	

PLAINFIELD PUBLIC LIBRARY DISTRICT (Kendall & Will Counties) For Library Trustee (To serve an unexpired 2-year term) - (Vote for one)

Choice	Party	Vote by Mail		Early Voting		Election Day Voting		Total	
No Candidate		0	0.00%	0	0.00%	0	0.00%	0	0.00%
Cast Votes:		0	0.00%	0	0.00%	0	0.00%	0	0.00%
Undervotes:		0		0		0		0	
Overvotes:		0		0		0		0	
Unresolved write-ins:		0		0		0		0	

Cumulative Results Report

Will County Election Night 4/1/2025

Run Time 12:35 PM

Run Date 04/16/2025

WILL COUNTY, ILLINOIS

CONSOLIDATED ELECTION - APRIL 1, 2025

4/1/2025

Page 81

Official Results

Registered Voters

79978 of 453563 = 17.63%

Precincts Reporting

310 of 310 = 100.00%

PLAINFIELD PUBLIC LIBRARY DISTRICT (Kendall & Will Counties) For Library Trustee - (Vote for not more than four)

Choice	Party	Vote by Mail		Early Voting		Election Day Voting		Total	
Lisa Schmidt		1,848	26.76%	1,162	27.26%	2,771	28.35%	5,781	27.60%
Erika L. Grotto		1,705	24.69%	1,033	24.23%	2,341	23.95%	5,079	24.25%
Jason M. Puetz		1,623	23.50%	992	23.27%	2,219	22.70%	4,834	23.08%
Vicki M. Knight		1,729	25.04%	1,076	25.24%	2,444	25.00%	5,249	25.06%
Cast Votes:		6,905	100.00%	4,263	100.00%	9,775	100.00%	20,943	100.00%
Undervotes:		3,731		3,589		8,569		15,889	
Overvotes:		0		0		0		0	
Unresolved write-ins:		0		0		0		0	

SHOREWOOD-TROY PUBLIC LIBRARY DISTRICT For Library Trustee - (Vote for not more than two)

Choice	Party	Vote by Mail		Early Voting		Election Day Voting		Total	
Arthetta C. Reeder		327	35.35%	161	34.33%	395	31.91%	883	33.55%
Tiffany Allen-Smith		354	38.27%	174	37.10%	481	38.85%	1,009	38.34%
Vince G. Portlock		244	26.38%	134	28.57%	362	29.24%	740	28.12%
Cast Votes:		925	100.00%	469	100.00%	1,238	100.00%	2,632	100.00%
Undervotes:		247		229		614		1,090	
Overvotes:		8		2		5		15	
Unresolved write-ins:		0		0		0		0	

STEGER-SOUTH CHICAGO HEIGHTS PUBLIC LIBRARY DISTRICT (Cook & Will Counties) For Library Trustee - (Vote for not more than four)

Choice	Party	Vote by Mail		Early Voting		Election Day Voting		Total	
Tashara Rule		52	21.85%	46	21.80%	186	21.28%	284	21.47%
Lisa Stanton		60	25.21%	52	24.64%	237	27.12%	349	26.38%
Sandra Joyce		66	27.73%	65	30.81%	242	27.69%	373	28.19%
Laura Elena Munoz		60	25.21%	48	22.75%	209	23.91%	317	23.96%
Cast Votes:		238	100.00%	211	100.00%	874	100.00%	1,323	100.00%
Undervotes:		158		157		838		1,153	
Overvotes:		0		0		0		0	
Unresolved write-ins:		0		0		0		0	

Cumulative Results Report

Will County Election Night 4/1/2025

Run Time 12:35 PM

Run Date 04/16/2025

WILL COUNTY, ILLINOIS

CONSOLIDATED ELECTION - APRIL 1, 2025

4/1/2025

Page 82

Official Results

Registered Voters
79978 of 453563 = 17.63%

Precincts Reporting
310 of 310 = 100.00%

VILLAGE OF TINLEY PARK PUBLIC LIBRARY (Cook & Will Counties) For Library Trustee (To serve an unexpired 4-year term) - (Vote for one)

Choice	Party	Vote by Mail		Early Voting		Election Day Voting		Total	
Elizabeth Stern		238	100.00%	303	100.00%	386	100.00%	927	100.00%
	Cast Votes:	238	100.00%	303	100.00%	386	100.00%	927	100.00%
	Undervotes:	88		111		116		315	
	Overvotes:	0		0		0		0	
	Unresolved write-ins:	0		0		0		0	

VILLAGE OF TINLEY PARK PUBLIC LIBRARY (Cook & Will Counties) For Library Trustee - (Vote for not more than two)

Choice	Party	Vote by Mail		Early Voting		Election Day Voting		Total	
Oluwadamilola Ajasa		231	100.00%	280	100.00%	344	100.00%	855	100.00%
	Cast Votes:	231	100.00%	280	100.00%	344	100.00%	855	100.00%
	Undervotes:	95		134		158		387	
	Overvotes:	0		0		0		0	
	Unresolved write-ins:	0		0		0		0	

THREE RIVERS PUBLIC LIBRARY DISTRICT (Grundy, Kendall & Will Counties) For Library Trustee (To serve an unexpired 2-year term) - (Vote for one)

Choice	Party	Vote by Mail		Early Voting		Election Day Voting		Total	
Kari A Sullivan		166	64.84%	105	68.63%	428	66.15%	699	66.19%
Mellissa "Missa" Backus		90	35.16%	48	31.37%	219	33.85%	357	33.81%
	Cast Votes:	256	100.00%	153	100.00%	647	100.00%	1,056	100.00%
	Undervotes:	49		41		162		252	
	Overvotes:	0		0		7		7	
	Unresolved write-ins:	0		0		0		0	

THREE RIVERS PUBLIC LIBRARY DISTRICT (Grundy, Kendall & Will Counties) For Library Trustee - (Vote for not more than two)

Choice	Party	Vote by Mail		Early Voting		Election Day Voting		Total	
Martha Swick		103	21.82%	75	26.88%	238	20.19%	416	21.55%
Diane Chesson		165	34.96%	82	29.39%	364	30.87%	611	31.66%
Kristen Koppers		65	13.77%	50	17.92%	202	17.13%	317	16.42%
Kelly McGowan		139	29.45%	72	25.81%	375	31.81%	586	30.36%
	Cast Votes:	472	100.00%	279	100.00%	1,179	100.00%	1,930	100.00%
	Undervotes:	136		109		443		688	
	Overvotes:	1		0		5		6	
	Unresolved write-ins:	0		0		0		0	

Cumulative Results Report

Will County Election Night 4/1/2025

Run Time 12:35 PM

Run Date 04/16/2025

WILL COUNTY, ILLINOIS

CONSOLIDATED ELECTION - APRIL 1, 2025

4/1/2025

Page 83

Official Results

Registered Voters

79978 of 453563 = 17.63%

Precincts Reporting

310 of 310 = 100.00%

UNIVERSITY PARK PUBLIC LIBRARY DISTRICT (Cook & Will Counties) For Library Trustee - (Vote for not more than four)

Choice	Party	Vote by Mail		Early Voting		Election Day Voting		Total	
Jewell Thompson		85	35.56%	75	33.94%	329	38.26%	489	37.05%
Sarah Boyd		76	31.80%	70	31.67%	280	32.56%	426	32.27%
Phyllis M. Saunders		78	32.64%	76	34.39%	251	29.19%	405	30.68%
Cast Votes:		239	100.00%	221	100.00%	860	100.00%	1,320	100.00%
Undervotes:		85		112		625		822	
Overvotes:		0		0		0		0	
Unresolved write-ins:		0		0		0		0	

WILMINGTON PUBLIC LIBRARY DISTRICT For Library Trustee - (Vote for not more than four)

Choice	Party	Vote by Mail		Early Voting		Election Day Voting		Total	
Pamela R. Clennon		170	26.36%	45	26.16%	732	28.04%	947	27.63%
Mary M. Smith		162	25.12%	39	22.67%	623	23.86%	824	24.04%
Carrie Rezabek		136	21.09%	33	19.19%	502	19.23%	671	19.57%
Rebecca Quigley		177	27.44%	55	31.98%	754	28.88%	986	28.76%
Cast Votes:		645	100.00%	172	100.00%	2,611	100.00%	3,428	100.00%
Undervotes:		491		188		2,305		2,984	
Overvotes:		0		0		0		0	
Unresolved write-ins:		0		0		0		0	

WHITE OAK LIBRARY DISTRICT For Library Trustee - (Vote for not more than two)

Choice	Party	Vote by Mail		Early Voting		Election Day Voting		Total	
E. Gayle Crompton		1,344	37.20%	642	36.25%	2,405	33.79%	4,391	35.13%
Robert D. Miller		863	23.89%	462	26.09%	2,073	29.13%	3,398	27.18%
June Rokita-Kennedy		1,406	38.92%	667	37.66%	2,639	37.08%	4,712	37.69%
Cast Votes:		3,613	100.00%	1,771	100.00%	7,117	100.00%	12,501	100.00%
Undervotes:		1,183		915		3,191		5,289	
Overvotes:		7		1		10		18	
Unresolved write-ins:		0		0		0		0	

Cumulative Results Report

WILL COUNTY, ILLINOIS

Official Results

Will County Election Night 4/1/2025

CONSOLIDATED ELECTION - APRIL 1, 2025

Registered Voters

79978 of 453563 = 17.63%

Precincts Reporting

310 of 310 = 100.00%

Run Time 12:35 PM

4/1/2025

Run Date 04/16/2025

Page 84

WOODRIDGE PUBLIC LIBRARY (Cook, DuPage & Will Counties) For Library Trustee - (Vote for not more than two)

Choice	Party	Vote by Mail		Early Voting		Election Day Voting		Total	
Ron Campbell		0	0.00%	0	0.00%	0	0.00%	0	0.00%
John Majewski		0	0.00%	0	0.00%	0	0.00%	0	0.00%
Denese Casserly		0	0.00%	0	0.00%	0	0.00%	0	0.00%
Richard Petraitis		0	0.00%	0	0.00%	0	0.00%	0	0.00%
Cast Votes:		0	0.00%	0	0.00%	0	0.00%	0	0.00%
Undervotes:		0		0		0		0	
Overvotes:		0		0		0		0	
Unresolved write-ins:		0		0		0		0	

MANHATTAN SCHOOL DISTRICT NO. 114 For Members of the Board of Education (To serve an unexpired 2-year term) - (Vote for two)

Choice	Party	Vote by Mail		Early Voting		Election Day Voting		Total	
No Candidate		0	0.00%	0	0.00%	0	0.00%	0	0.00%
Cast Votes:		0	0.00%	0	0.00%	0	0.00%	0	0.00%
Undervotes:		0		0		0		0	
Overvotes:		0		0		0		0	
Unresolved write-ins:		0		0		0		0	

MANHATTAN SCHOOL DISTRICT NO. 114 For Members of the Board of Education - (Vote for four)

Choice	Party	Vote by Mail		Early Voting		Election Day Voting		Total	
Erica Aultz		196	22.98%	250	19.94%	561	18.57%	1,007	19.64%
Emily Wesel		177	20.75%	259	20.65%	607	20.09%	1,043	20.34%
Terry Doyle		148	17.35%	227	18.10%	600	19.86%	975	19.01%
Brian K Anderson		161	18.87%	268	21.37%	633	20.95%	1,062	20.71%
Barbara Steffen		171	20.05%	250	19.94%	620	20.52%	1,041	20.30%
Cast Votes:		853	100.00%	1,254	100.00%	3,021	100.00%	5,128	100.00%
Undervotes:		367		618		1,615		2,600	
Overvotes:		1		0		1		2	
Unresolved write-ins:		0		0		0		0	

Cumulative Results Report

Will County Election Night 4/1/2025

Run Time 12:35 PM

Run Date 04/16/2025

WILL COUNTY, ILLINOIS

CONSOLIDATED ELECTION - APRIL 1, 2025

4/1/2025

Page 85

Official Results

Registered Voters
79978 of 453563 = 17.63%

Precincts Reporting
310 of 310 = 100.00%

NEW LENOX SCHOOL DISTRICT NO. 122 For Members of the Board of Education - (Vote for four)

Choice	Party	Vote by Mail		Early Voting		Election Day Voting		Total	
Megan Wendtland		731	25.32%	491	25.39%	1,353	25.80%	2,575	25.58%
Fay Bowie		706	24.45%	470	24.30%	1,261	24.04%	2,437	24.21%
David Rush		723	25.04%	480	24.82%	1,309	24.96%	2,512	24.96%
Albert H. Haring		727	25.18%	493	25.49%	1,322	25.20%	2,542	25.25%
Cast Votes:		2,887	100.00%	1,934	100.00%	5,245	100.00%	10,066	100.00%
Undervotes:		2,001		1,274		3,847		7,122	
Overvotes:		0		0		0		0	
Unresolved write-ins:		0		0		0		0	

FRANKFORT COMMUNITY CONSOLIDATED SCHOOL DISTRICT NO. 157-C For Members of the Board of Education - (Vote for three)

Choice	Party	Vote by Mail		Early Voting		Election Day Voting		Total	
Ann M. Zaremba		508	33.49%	859	32.31%	1,051	32.77%	2,418	32.75%
Paul Aleck		516	34.01%	959	36.07%	1,137	35.45%	2,612	35.38%
Bradley Nagel		493	32.50%	841	31.63%	1,019	31.77%	2,353	31.87%
Cast Votes:		1,517	100.00%	2,659	100.00%	3,207	100.00%	7,383	100.00%
Undervotes:		886		1,520		2,022		4,428	
Overvotes:		0		0		0		0	
Unresolved write-ins:		0		0		0		0	

MOKENA SCHOOL DISTRICT NO. 159 For Members of the Board of Education - (Vote for four)

Choice	Party	Vote by Mail		Early Voting		Election Day Voting		Total	
James Andresen		279	14.92%	380	17.56%	880	18.53%	1,539	17.52%
Anna Briscoe		280	14.97%	377	17.42%	790	16.63%	1,447	16.47%
Jen Francis		271	14.49%	252	11.65%	568	11.96%	1,091	12.42%
Lisa M Zielinski		269	14.39%	369	17.05%	817	17.20%	1,455	16.56%
Eric Bush		237	12.67%	333	15.39%	733	15.43%	1,303	14.83%
Katie Carley		279	14.92%	241	11.14%	497	10.46%	1,017	11.58%
Lauren Doman		255	13.64%	212	9.80%	465	9.79%	932	10.61%
Cast Votes:		1,870	100.00%	2,164	100.00%	4,750	100.00%	8,784	100.00%
Undervotes:		506		484		1,142		2,132	
Overvotes:		2		0		6		8	
Unresolved write-ins:		0		0		0		0	

Cumulative Results Report

Will County Election Night 4/1/2025

Run Time 12:35 PM

Run Date 04/16/2025

WILL COUNTY, ILLINOIS

CONSOLIDATED ELECTION - APRIL 1, 2025

4/1/2025

Page 86

Official Results

Registered Voters

79978 of 453563 = 17.63%

Precincts Reporting

310 of 310 = 100.00%

SUMMIT HILL SCHOOL DISTRICT NO. 161 For Members of the Board of Education (To serve an unexpired 2-year term) - (Vote for one)

Choice	Party	Vote by Mail		Early Voting		Election Day Voting		Total	
Katie Campbell		300	43.35%	346	33.02%	491	34.31%	1,137	35.86%
Melissa Ryan		392	56.65%	702	66.98%	940	65.69%	2,034	64.14%
Cast Votes:		692	100.00%	1,048	100.00%	1,431	100.00%	3,171	100.00%
Undervotes:		129		120		155		404	
Overvotes:		6		2		2		10	
Unresolved write-ins:		0		0		0		0	

SUMMIT HILL SCHOOL DISTRICT NO. 161 For Members of the Board of Education - (Vote for four)

Choice	Party	Vote by Mail		Early Voting		Election Day Voting		Total	
Stefanie McCleish		389	14.21%	420	10.28%	575	10.30%	1,384	11.16%
Amy L. Berk		415	15.16%	703	17.21%	954	17.09%	2,072	16.71%
Adrian Chavez		338	12.35%	643	15.74%	873	15.64%	1,854	14.95%
Patrick Oliphant		377	13.77%	687	16.82%	902	16.16%	1,966	15.85%
Ronnie Petrey		284	10.38%	591	14.47%	733	13.13%	1,608	12.97%
Jim Martin		311	11.36%	323	7.91%	489	8.76%	1,123	9.05%
Cicily D. Gant		267	9.76%	305	7.47%	418	7.49%	990	7.98%
Bill Curtin		356	13.01%	412	10.09%	637	11.41%	1,405	11.33%
Cast Votes:		2,737	100.00%	4,084	100.00%	5,581	100.00%	12,402	100.00%
Undervotes:		567		596		759		1,922	
Overvotes:		1		0		3		4	
Unresolved write-ins:		0		0		0		0	

CHANNAHON SCHOOL DISTRICT NO. 17 For Members of the Board of Education - (Vote for four)

Choice	Party	Vote by Mail		Early Voting		Election Day Voting		Total	
Joe Pope		155	16.92%	120	18.43%	446	17.61%	721	17.59%
Derek Breen		119	12.99%	73	11.21%	294	11.61%	486	11.86%
Patricia E Clower		137	14.96%	82	12.60%	340	13.43%	559	13.64%
Nicholas Krakowski		86	9.39%	67	10.29%	206	8.14%	359	8.76%
Christine Kump		126	13.76%	68	10.45%	284	11.22%	478	11.66%
Edward Crombie		94	10.26%	78	11.98%	244	9.64%	416	10.15%
Ryan Doerrer		55	6.00%	68	10.45%	271	10.70%	394	9.61%
Molly Schulte		144	15.72%	95	14.59%	447	17.65%	686	16.74%
Cast Votes:		916	100.00%	651	100.00%	2,532	100.00%	4,099	100.00%
Undervotes:		152		89		424		665	
Overvotes:		1		0		2		3	
Unresolved write-ins:		0		0		0		0	

Cumulative Results Report

Will County Election Night 4/1/2025

Run Time 12:35 PM

Run Date 04/16/2025

WILL COUNTY, ILLINOIS

CONSOLIDATED ELECTION - APRIL 1, 2025

4/1/2025

Page 87

Official Results

Registered Voters

79978 of 453563 = 17.63%

Precincts Reporting

310 of 310 = 100.00%

STEGER SCHOOL DISTRICT NO. 194 (Cook & Will Counties) For Members of the Board of Education - (Vote for four)

Choice	Party	Vote by Mail		Early Voting		Election Day Voting		Total	
Michele Helsel		86	24.57%	83	25.30%	286	24.03%	455	24.36%
Beth Butkus		89	25.43%	86	26.22%	275	23.11%	450	24.09%
Nicholas Hutchison		70	20.00%	67	20.43%	262	22.02%	399	21.36%
Jose "Jo-Pep" Najar		62	17.71%	61	18.60%	181	15.21%	304	16.27%
Zakiya Moton		43	12.29%	31	9.45%	186	15.63%	260	13.92%
Cast Votes:		350	100.00%	328	100.00%	1,190	100.00%	1,868	100.00%
Undervotes:		142		96		654		892	
Overvotes:		0		0		1		1	
Unresolved write-ins:		0		0		0		0	

ELWOOD COMMUNITY CONSOLIDATED SCHOOL DISTRICT NO. 203 For Members of the Board of Education - (Vote for four)

Choice	Party	Vote by Mail		Early Voting		Election Day Voting		Total	
Patrick Dearing		48	18.32%	26	19.70%	125	16.80%	199	17.49%
Nichelle Tomalewicz		52	19.85%	29	21.97%	159	21.37%	240	21.09%
Jennifer Wedic		63	24.05%	27	20.45%	150	20.16%	240	21.09%
Margaret C Bosonetta		54	20.61%	30	22.73%	155	20.83%	239	21.00%
Frank DiDomenico		45	17.18%	20	15.15%	155	20.83%	220	19.33%
Cast Votes:		262	100.00%	132	100.00%	744	100.00%	1,138	100.00%
Undervotes:		94		88		316		498	
Overvotes:		2		1		1		4	
Unresolved write-ins:		0		0		0		0	

TROY COMMUNITY CONSOLIDATED SCHOOL DISTRICT NO. 30-C For Members of the Board of Education (To serve an unexpired 2-year term) - (Vote for one)

Choice	Party	Vote by Mail		Early Voting		Election Day Voting		Total	
Mark J. Griglione		777	100.00%	382	100.00%	1,218	100.00%	2,377	100.00%
Cast Votes:		777	100.00%	382	100.00%	1,218	100.00%	2,377	100.00%
Undervotes:		211		188		458		857	
Overvotes:		0		0		0		0	
Unresolved write-ins:		0		0		0		0	

Cumulative Results Report

Will County Election Night 4/1/2025

Run Time 12:35 PM

Run Date 04/16/2025

WILL COUNTY, ILLINOIS

CONSOLIDATED ELECTION - APRIL 1, 2025

4/1/2025

Page 88

Official Results

Registered Voters

79978 of 453563 = 17.63%

Precincts Reporting

310 of 310 = 100.00%

TROY COMMUNITY CONSOLIDATED SCHOOL DISTRICT NO. 30-C For Members of the Board of Education - (Vote for four)

Choice	Party	Vote by Mail		Early Voting		Election Day Voting		Total	
Sabrina Price		684	34.92%	307	33.92%	969	33.93%	1,960	34.27%
Bryan Ogrizovich		627	32.01%	281	31.05%	905	31.69%	1,813	31.70%
Bob Bodach		643	32.82%	308	34.03%	962	33.68%	1,913	33.44%
Jeff Riley (W)		5	0.26%	9	0.99%	20	0.70%	34	0.59%
Cast Votes:		1,959	100.00%	905	100.00%	2,856	100.00%	5,720	100.00%
Undervotes:		1,993		1,375		3,848		7,216	
Overvotes:		0		0		0		0	
Unresolved write-ins:		0		0		0		0	

HOMER COMMUNITY CONSOLIDATED SCHOOL DISTRICT NO. 33C For Members of the Board of Education - (Vote for four)

Choice	Party	Vote by Mail		Early Voting		Election Day Voting		Total	
Aaron J Wolf		565	19.38%	280	17.64%	1,147	19.34%	1,992	19.09%
Joshua Oster		560	19.20%	303	19.09%	1,117	18.84%	1,980	18.98%
Bobbi Medina		355	12.17%	233	14.68%	817	13.78%	1,405	13.47%
Melissa Chandarana		647	22.19%	303	19.09%	1,165	19.65%	2,115	20.27%
Jennifer Trzos-Consolino		341	11.69%	204	12.85%	693	11.69%	1,238	11.87%
Elizabeth Miceli		448	15.36%	264	16.64%	991	16.71%	1,703	16.32%
Cast Votes:		2,916	100.00%	1,587	100.00%	5,930	100.00%	10,433	100.00%
Undervotes:		1,044		797		2,674		4,515	
Overvotes:		3		0		3		6	
Unresolved write-ins:		0		0		0		0	

LARAWAY COMMUNITY CONSOLIDATED SCHOOL DISTRICT NO. 70-C For Members of the Board of Education - (Vote for three)

Choice	Party	Vote by Mail		Early Voting		Election Day Voting		Total	
Marge Fleet		60	57.69%	26	50.00%	59	48.76%	145	52.35%
Ronald Hopkins		44	42.31%	26	50.00%	54	44.63%	124	44.77%
Gary Washington (W)		0	0.00%	0	0.00%	8	6.61%	8	2.89%
Cast Votes:		104	100.00%	52	100.00%	121	100.00%	277	100.00%
Undervotes:		100		50		128		278	
Overvotes:		0		0		0		0	
Unresolved write-ins:		0		0		0		0	

Cumulative Results Report

Will County Election Night 4/1/2025

Run Time 12:35 PM

Run Date 04/16/2025

WILL COUNTY, ILLINOIS

CONSOLIDATED ELECTION - APRIL 1, 2025

4/1/2025

Page 89

Official Results

Registered Voters

79978 of 453563 = 17.63%

Precincts Reporting

310 of 310 = 100.00%

MINOOKA COMMUNITY CONSOLIDATED SCHOOL DISTRICT NO. 201 (Grundy, Kendall, & Will Counties) For Members of the Board of Education - (Vote for four)

Choice	Party	Vote by Mail		Early Voting		Election Day Voting		Total	
Adam Shainberg		97	13.29%	85	18.36%	192	14.86%	374	15.05%
Ed Cronin		124	16.99%	77	16.63%	223	17.26%	424	17.06%
Brian Pohlman		95	13.01%	54	11.66%	152	11.76%	301	12.11%
Thomas J. McGowan		106	14.52%	61	13.17%	197	15.25%	364	14.65%
John Ciolkosz		88	12.05%	50	10.80%	152	11.76%	290	11.67%
Devin Ruddick		84	11.51%	62	13.39%	166	12.85%	312	12.56%
Stephen Blount		136	18.63%	74	15.98%	210	16.25%	420	16.90%
Cast Votes:		730	100.00%	463	100.00%	1,292	100.00%	2,485	100.00%
Undervotes:		254		201		544		999	
Overvotes:		0		0		0		0	
Unresolved write-ins:		0		0		0		0	

UNION SCHOOL DISTRICT NO. 81 For Members of the Board of Education - (Vote for three)

Choice	Party	Vote by Mail		Early Voting		Election Day Voting		Total	
Patrick M. Sweeney		35	34.65%	8	40.00%	39	33.33%	82	34.45%
Colleen Grigg		34	33.66%	7	35.00%	40	34.19%	81	34.03%
Nathan Majchrzak		32	31.68%	5	25.00%	38	32.48%	75	31.51%
Cast Votes:		101	100.00%	20	100.00%	117	100.00%	238	100.00%
Undervotes:		31		10		63		104	
Overvotes:		0		0		0		0	
Unresolved write-ins:		0		0		0		0	

ROCKDALE SCHOOL DISTRICT NO. 84 For Members of the Board of Education - (Vote for four)

Choice	Party	Vote by Mail		Early Voting		Election Day Voting		Total	
Stephen Chamblee		31	26.05%	7	24.14%	44	21.05%	82	22.97%
Amanda Guidera		28	23.53%	6	20.69%	59	28.23%	93	26.05%
Angela Stadler		29	24.37%	11	37.93%	58	27.75%	98	27.45%
Deyana "Dee" Masood		31	26.05%	5	17.24%	48	22.97%	84	23.53%
Cast Votes:		119	100.00%	29	100.00%	209	100.00%	357	100.00%
Undervotes:		33		23		123		179	
Overvotes:		0		0		0		0	
Unresolved write-ins:		0		0		0		0	

Cumulative Results Report

WILL COUNTY, ILLINOIS

Official Results

Will County Election Night 4/1/2025

CONSOLIDATED ELECTION - APRIL 1, 2025

Registered Voters

79978 of 453563 = 17.63%

Precincts Reporting

310 of 310 = 100.00%

Run Time 12:35 PM

4/1/2025

Run Date 04/16/2025

Page 90

JOLIET PUBLIC SCHOOL DISTRICT NO. 86 For Members of the Board of School Inspectors (East Side) - (Vote for one)

Choice	Party	Vote by Mail		Early Voting		Election Day Voting		Total	
Naurice Moffett		370	100.00%	238	100.00%	662	100.00%	1,270	100.00%
	Cast Votes:	370	100.00%	238	100.00%	662	100.00%	1,270	100.00%
	Undervotes:	24		46		110		180	
	Overvotes:	0		0		0		0	
	Unresolved write-ins:	0		0		0		0	

JOLIET PUBLIC SCHOOL DISTRICT NO. 86 For Members of the Board of School Inspectors (West Side) - (Vote for two)

Choice	Party	Vote by Mail		Early Voting		Election Day Voting		Total	
Matthew Pritz		618	37.30%	353	38.88%	1,470	42.28%	2,441	40.40%
Deborah Ziech		686	41.40%	361	39.76%	1,378	39.63%	2,425	40.14%
LeShae Hudson		353	21.30%	194	21.37%	629	18.09%	1,176	19.46%
	Cast Votes:	1,657	100.00%	908	100.00%	3,477	100.00%	6,042	100.00%
	Undervotes:	395		314		1,149		1,858	
	Overvotes:	3		0		5		8	
	Unresolved write-ins:	0		0		0		0	

CHANEY-MONGE SCHOOL DISTRICT NO. 88 For Members of the Board of Education - (Vote for four)

Choice	Party	Vote by Mail		Early Voting		Election Day Voting		Total	
William "Billy" Ramsak		77	46.95%	33	45.21%	205	46.38%	315	46.39%
Kaitlin Mason		83	50.61%	36	49.32%	220	49.77%	339	49.93%
Andrew Lopez (W)		3	1.83%	4	5.48%	4	0.90%	11	1.62%
James Fuglsang (W)		1	0.61%	0	0.00%	13	2.94%	14	2.06%
	Cast Votes:	164	100.00%	73	100.00%	442	100.00%	679	100.00%
	Undervotes:	264		151		910		1,325	
	Overvotes:	0		0		0		0	
	Unresolved write-ins:	0		0		0		0	

RICHLAND SCHOOL DISTRICT NO. 88A For Members of the Board of Education (To serve an unexpired 2-year term) - (Vote for one)

Choice	Party	Vote by Mail		Early Voting		Election Day Voting		Total	
Rodolfo Flores		454	100.00%	155	100.00%	1,062	100.00%	1,671	100.00%
	Cast Votes:	454	100.00%	155	100.00%	1,062	100.00%	1,671	100.00%
	Undervotes:	143		53		344		540	
	Overvotes:	0		0		0		0	
	Unresolved write-ins:	0		0		0		0	

Cumulative Results Report

Will County Election Night 4/1/2025

Run Time 12:35 PM

Run Date 04/16/2025

WILL COUNTY, ILLINOIS

CONSOLIDATED ELECTION - APRIL 1, 2025

4/1/2025

Page 91

Official Results

Registered Voters

79978 of 453563 = 17.63%

Precincts Reporting

310 of 310 = 100.00%

RICHLAND SCHOOL DISTRICT NO. 88A For Members of the Board of Education - (Vote for three)

Choice	Party	Vote by Mail		Early Voting		Election Day Voting		Total	
Raymond Moland		433	33.33%	143	33.41%	926	32.66%	1,502	32.92%
Stephanie Hernandez		442	34.03%	148	34.58%	975	34.39%	1,565	34.31%
George Pitchford III		424	32.64%	137	32.01%	934	32.95%	1,495	32.77%
Cast Votes:		1,299	100.00%	428	100.00%	2,835	100.00%	4,562	100.00%
Undervotes:		492		196		1,383		2,071	
Overvotes:		0		0		0		0	
Unresolved write-ins:		0		0		0		0	

FAIRMONT SCHOOL DISTRICT NO. 89 For Members of the Board of Education - (Vote for three)

Choice	Party	Vote by Mail		Early Voting		Election Day Voting		Total	
Ken Shepherd		105	34.31%	84	33.20%	221	35.30%	410	34.60%
Robert J. Loewe		99	32.35%	83	32.81%	202	32.27%	384	32.41%
Lizbeth Bargas		102	33.33%	86	33.99%	203	32.43%	391	33.00%
Cast Votes:		306	100.00%	253	100.00%	626	100.00%	1,185	100.00%
Undervotes:		138		122		292		552	
Overvotes:		0		0		0		0	
Unresolved write-ins:		0		0		0		0	

TAFT SCHOOL DISTRICT NO. 90 For Members of the Board of Education - (Vote for four)

Choice	Party	Vote by Mail		Early Voting		Election Day Voting		Total	
Christine Jelinek		68	27.76%	63	27.39%	150	25.95%	281	26.69%
Jessica Strote		61	24.90%	59	25.65%	143	24.74%	263	24.98%
Amanda Brzuszkiewicz		58	23.67%	55	23.91%	143	24.74%	256	24.31%
Lauren Scanlan		58	23.67%	53	23.04%	142	24.57%	253	24.03%
Cast Votes:		245	100.00%	230	100.00%	578	100.00%	1,053	100.00%
Undervotes:		171		234		286		691	
Overvotes:		0		0		0		0	
Unresolved write-ins:		0		0		0		0	

Cumulative Results Report

Will County Election Night 4/1/2025

Run Time 12:35 PM
Run Date 04/16/2025

WILL COUNTY, ILLINOIS

CONSOLIDATED ELECTION - APRIL 1, 2025

4/1/2025

Page 92

Official Results

Registered Voters
79978 of 453563 = 17.63%
Precincts Reporting
310 of 310 = 100.00%

LOCKPORT SCHOOL DISTRICT NO. 91 For Members of the Board of Education - (Vote for four)

Choice	Party	Vote by Mail		Early Voting		Election Day Voting		Total	
Karina Pinn		173	24.96%	196	23.50%	425	23.73%	794	23.93%
Jennifer K. Fracaro		179	25.83%	223	26.74%	463	25.85%	865	26.07%
Laura Garrett		172	24.82%	214	25.66%	457	25.52%	843	25.41%
Estella Rodriguez		169	24.39%	201	24.10%	446	24.90%	816	24.59%
Cast Votes:		693	100.00%	834	100.00%	1,791	100.00%	3,318	100.00%
Undervotes:		351		494		1,117		1,962	
Overvotes:		0		0		0		0	
Unresolved write-ins:		0		0		0		0	

WILL COUNTY SCHOOL DISTRICT NO. 92 For Members of the Board of Education - (Vote for four)

Choice	Party	Vote by Mail		Early Voting		Election Day Voting		Total	
Melissa Dopke		244	20.33%	144	16.96%	608	18.40%	996	18.61%
Lawrence McElheny		80	6.67%	59	6.95%	277	8.38%	416	7.77%
James A Gorecki		194	16.17%	149	17.55%	571	17.28%	914	17.07%
Michael A. Wegworth		128	10.67%	108	12.72%	347	10.50%	583	10.89%
Adrianna Washington		205	17.08%	107	12.60%	423	12.80%	735	13.73%
Nicole Pavlinic		139	11.58%	116	13.66%	425	12.86%	680	12.70%
John Walters		87	7.25%	87	10.25%	327	9.90%	501	9.36%
Keith W. Beisman		123	10.25%	79	9.31%	326	9.87%	528	9.86%
Cast Votes:		1,200	100.00%	849	100.00%	3,304	100.00%	5,353	100.00%
Undervotes:		444		391		1,244		2,079	
Overvotes:		1		1		1		3	
Unresolved write-ins:		0		0		0		0	

Cumulative Results Report

Will County Election Night 4/1/2025

Run Time 12:35 PM

Run Date 04/16/2025

WILL COUNTY, ILLINOIS

CONSOLIDATED ELECTION - APRIL 1, 2025

4/1/2025

Page 93

Official Results

Registered Voters

79978 of 453563 = 17.63%

Precincts Reporting

310 of 310 = 100.00%

COAL CITY COMMUNITY UNIT SCHOOL DISTRICT NO. 1 For Members of the Board of Education - (Vote for a total of three)

Choice	Party	Vote by Mail		Early Voting		Election Day Voting		Total	
Shawn Hamilton Incorporated		0	0.00%	0	0.00%	0	0.00%	0	0.00%
Matt Melvin Incorporated		0	0.00%	0	0.00%	0	0.00%	0	0.00%
Ryan VanDuyne Incorporated		0	0.00%	0	0.00%	0	0.00%	0	0.00%
Shannon Baer Incorporated		0	0.00%	0	0.00%	0	0.00%	0	0.00%
Mindy Rampa Unincorporated		0	0.00%	0	0.00%	0	0.00%	0	0.00%
Cast Votes:		0	0.00%	0	0.00%	0	0.00%	0	0.00%
Undervotes:		0		0		0		0	
Overvotes:		0		0		0		0	
Unresolved write-ins:		0		0		0		0	

BEECHER COMMUNITY UNIT SCHOOL DISTRICT NO. 200U For Members of the Board of Education - (Vote for a total of three)

Choice	Party	Vote by Mail		Early Voting		Election Day Voting		Total	
Melanie Brenenstall Incorporated		59	30.10%	77	33.62%	281	30.81%	417	31.19%
Amanda Hanson Incorporated		70	35.71%	80	34.93%	343	37.61%	493	36.87%
Ashley Belt Unincorporated		67	34.18%	72	31.44%	288	31.58%	427	31.94%
Cast Votes:		196	100.00%	229	100.00%	912	100.00%	1,337	100.00%
Undervotes:		110		173		705		988	
Overvotes:		0		0		0		0	
Unresolved write-ins:		0		0		0		0	

CRETE-MONEE COMMUNITY UNIT SCHOOL DISTRICT NO. 201-U For Members of the Board of Education District 3 - (Vote for one)

Choice	Party	Vote by Mail		Early Voting		Election Day Voting		Total	
Todd C. Hall		35	50.00%	26	55.32%	128	60.66%	189	57.62%
Vanessa "Star" Lawson		35	50.00%	21	44.68%	83	39.34%	139	42.38%
Cast Votes:		70	100.00%	47	100.00%	211	100.00%	328	100.00%
Undervotes:		9		2		10		21	
Overvotes:		2		0		2		4	
Unresolved write-ins:		0		0		0		0	

Cumulative Results Report

Will County Election Night 4/1/2025

Run Time 12:35 PM

Run Date 04/16/2025

WILL COUNTY, ILLINOIS

CONSOLIDATED ELECTION - APRIL 1, 2025

4/1/2025

Page 94

Official Results

Registered Voters
79978 of 453563 = 17.63%

Precincts Reporting
310 of 310 = 100.00%

CRETE-MONEE COMMUNITY UNIT SCHOOL DISTRICT NO. 201-U For Members of the Board of Education District 6 - (Vote for one)

Choice	Party	Vote by Mail		Early Voting		Election Day Voting		Total	
Janine Woolfolk		96	100.00%	23	100.00%	157	100.00%	276	100.00%
	Cast Votes:	96	100.00%	23	100.00%	157	100.00%	276	100.00%
	Undervotes:	34		9		33		76	
	Overvotes:	0		0		0		0	
	Unresolved write-ins:	0		0		0		0	

CRETE-MONEE COMMUNITY UNIT SCHOOL DISTRICT NO. 201-U For Members of the Board of Education District 7 - (Vote for one)

Choice	Party	Vote by Mail		Early Voting		Election Day Voting		Total	
Elizabeth Venegas		75	100.00%	15	100.00%	92	100.00%	182	100.00%
	Cast Votes:	75	100.00%	15	100.00%	92	100.00%	182	100.00%
	Undervotes:	15		7		33		55	
	Overvotes:	0		0		0		0	
	Unresolved write-ins:	0		0		0		0	

PLAINFIELD COMMUNITY CONSOLIDATED SCHOOL DISTRICT NO. 202 (Kendall & Will Counties) For Members of the Board of Education (To serve an unexpired 2-year term) - (Vote for one)

Choice	Party	Vote by Mail		Early Voting		Election Day Voting		Total	
Nora Dalton		2,824	100.00%	1,684	100.00%	4,612	100.00%	9,120	100.00%
	Cast Votes:	2,824	100.00%	1,684	100.00%	4,612	100.00%	9,120	100.00%
	Undervotes:	953		731		1,689		3,373	
	Overvotes:	0		0		0		0	
	Unresolved write-ins:	0		0		0		0	

PLAINFIELD COMMUNITY CONSOLIDATED SCHOOL DISTRICT NO. 202 (Kendall & Will Counties) For Members of the Board of Education - (Vote for four)

Choice	Party	Vote by Mail		Early Voting		Election Day Voting		Total	
Rod Westfall		2,523	25.18%	1,447	25.52%	3,975	25.60%	7,945	25.45%
Barbara Seiden		2,605	26.00%	1,457	25.69%	3,975	25.60%	8,037	25.74%
Joshua Ruland		2,444	24.39%	1,357	23.93%	3,684	23.72%	7,485	23.97%
Greg Nichols		2,449	24.44%	1,410	24.86%	3,895	25.08%	7,754	24.84%
	Cast Votes:	10,021	100.00%	5,671	100.00%	15,529	100.00%	31,221	100.00%
	Undervotes:	5,087		3,989		9,675		18,751	
	Overvotes:	0		0		0		0	
	Unresolved write-ins:	0		0		0		0	

Cumulative Results Report

Will County Election Night 4/1/2025

Run Time 12:35 PM

Run Date 04/16/2025

WILL COUNTY, ILLINOIS

CONSOLIDATED ELECTION - APRIL 1, 2025

4/1/2025

Page 95

Official Results

Registered Voters

79978 of 453563 = 17.63%

Precincts Reporting

310 of 310 = 100.00%

NAPERVILLE COMMUNITY UNIT SCHOOL DISTRICT NO. 203 (DuPage & Will Counties) For Members of the Board of Education - (Vote for four)

Choice	Party	Vote by Mail		Early Voting		Election Day Voting		Total	
Holly Joy Blastic		295	21.80%	238	21.56%	383	21.07%	916	21.43%
Marc Willensky		265	19.59%	250	22.64%	361	19.86%	876	20.49%
Amanda McMillen		302	22.32%	226	20.47%	360	19.80%	888	20.77%
Jillian Langer		217	16.04%	179	16.21%	356	19.58%	752	17.59%
Charles Cush		274	20.25%	211	19.11%	358	19.69%	843	19.72%
Cast Votes:		1,353	100.00%	1,104	100.00%	1,818	100.00%	4,275	100.00%
Undervotes:		371		440		838		1,649	
Overvotes:		0		0		1		1	
Unresolved write-ins:		0		0		0		0	

INDIAN PRAIRIE COMMUNITY UNIT SCHOOL DISTRICT NO. 204 (DuPage & Will Counties) For Members of the Board of Education - (Vote for four)

Choice	Party	Vote by Mail		Early Voting		Election Day Voting		Total	
Laurie Donahue		1,511	23.23%	1,883	23.34%	1,895	23.11%	5,289	23.22%
Allison Fosdick		1,439	22.12%	1,665	20.63%	1,785	21.77%	4,889	21.47%
Susan Taylor-Demming		1,458	22.41%	1,756	21.76%	1,779	21.70%	4,993	21.92%
Supna Jain		1,280	19.68%	1,756	21.76%	1,535	18.72%	4,571	20.07%
Allison Albert		817	12.56%	1,009	12.50%	1,206	14.71%	3,032	13.31%
Cast Votes:		6,505	100.00%	8,069	100.00%	8,200	100.00%	22,774	100.00%
Undervotes:		2,059		4,475		3,968		10,502	
Overvotes:		2		5		6		13	
Unresolved write-ins:		0		0		0		0	

Cumulative Results Report

Will County Election Night 4/1/2025

Run Time 12:35 PM

Run Date 04/16/2025

WILL COUNTY, ILLINOIS

CONSOLIDATED ELECTION - APRIL 1, 2025

4/1/2025

Page 96

Official Results

Registered Voters

79978 of 453563 = 17.63%

Precincts Reporting

310 of 310 = 100.00%

PEOTONE COMMUNITY UNIT SCHOOL DISTRICT NO. 207-U (Kankakee & Will Counties) For Members of the Board of Education - (Vote for a total of four)

Choice	Party	Vote by Mail		Early Voting		Election Day Voting		Total	
Mark Jones II Peotone Twp 33N Range 12E		207	22.43%	82	25.47%	1,118	25.44%	1,407	24.95%
Tara Robinson Peotone Twp 33N Range 12E		159	17.23%	44	13.66%	604	13.74%	807	14.31%
Timothy Stoub Green Garden Twp 34N Range 12E		191	20.69%	73	22.67%	982	22.34%	1,246	22.09%
Ashley Stachniak Green Garden Twp 34N Range 12E		201	21.78%	70	21.74%	867	19.73%	1,138	20.18%
Dawn Love Wilton Twp 33N Range 11E		165	17.88%	53	16.46%	824	18.75%	1,042	18.48%
Cast Votes:		923	100.00%	322	100.00%	4,395	100.00%	5,640	100.00%
Undervotes:		453		202		2,417		3,072	
Overvotes:		0		0		4		4	
Unresolved write-ins:		0		0		0		0	

WILMINGTON COMMUNITY UNIT SCHOOL DISTRICT NO. 209-U For Members of the Board of Education (To serve an unexpired 2-year term) - (Vote for one)

Choice	Party	Vote by Mail		Early Voting		Election Day Voting		Total	
Chris Alberico		224	100.00%	67	100.00%	978	100.00%	1,269	100.00%
Cast Votes:		224	100.00%	67	100.00%	978	100.00%	1,269	100.00%
Undervotes:		66		23		251		340	
Overvotes:		0		0		0		0	
Unresolved write-ins:		0		0		0		0	

WILMINGTON COMMUNITY UNIT SCHOOL DISTRICT NO. 209-U For Members of the Board of Education - (Vote for four)

Choice	Party	Vote by Mail		Early Voting		Election Day Voting		Total	
Timothy Cragg		156	22.35%	47	24.61%	694	23.67%	897	23.48%
Lauren Kempes		178	25.50%	53	27.75%	744	25.38%	975	25.52%
Stephanie Southall		186	26.65%	44	23.04%	780	26.60%	1,010	26.43%
Peggy Kunz		178	25.50%	47	24.61%	714	24.35%	939	24.57%
Cast Votes:		698	100.00%	191	100.00%	2,932	100.00%	3,821	100.00%
Undervotes:		462		169		1,984		2,615	
Overvotes:		0		0		0		0	
Unresolved write-ins:		0		0		0		0	

Cumulative Results Report

WILL COUNTY, ILLINOIS

Official Results

Will County Election Night 4/1/2025

CONSOLIDATED ELECTION - APRIL 1, 2025

Registered Voters

79978 of 453563 = 17.63%

Precincts Reporting

310 of 310 = 100.00%

Run Time 12:35 PM

4/1/2025

Run Date 04/16/2025

Page 97

REED-CUSTER COMMUNITY UNIT SCHOOL DISTRICT NO. 255U (Kankakee & Will Counties) For Members of the Board of Education - (Vote for four)

Choice	Party	Vote by Mail		Early Voting		Election Day Voting		Total	
Kris Van Duyne		149	36.08%	156	36.19%	695	36.93%	1,000	36.68%
Jesse Morris		131	31.72%	125	29.00%	572	30.39%	828	30.37%
Devin Dransfeldt		133	32.20%	150	34.80%	615	32.68%	898	32.94%
Cast Votes:		413	100.00%	431	100.00%	1,882	100.00%	2,726	100.00%
Undervotes:		193		361		1,505		2,059	
Overvotes:		0		0		0		0	
Unresolved write-ins:		0		0		0		0	

OSWEGO COMMUNITY UNIT SCHOOL DISTRICT NO. 308 (Kane, Kendall & Will Counties) For Members of the Board of Education - (Vote for four)

Choice	Party	Vote by Mail		Early Voting		Election Day Voting		Total	
Katie Heiden		166	9.96%	109	9.29%	311	10.87%	586	10.28%
Rovel Pollock		273	16.38%	187	15.94%	344	12.02%	804	14.10%
Erika Sieh		309	18.54%	219	18.67%	437	15.27%	965	16.93%
James T. "Jim" Marter		109	6.54%	81	6.91%	289	10.10%	479	8.40%
Kari Foulk		110	6.60%	76	6.48%	276	9.65%	462	8.10%
Dawn Marquis		94	5.64%	88	7.50%	283	9.89%	465	8.16%
Brandi Robinson		279	16.74%	203	17.31%	422	14.75%	904	15.86%
Heather Martin		327	19.62%	210	17.90%	499	17.44%	1,036	18.17%
Cast Votes:		1,667	100.00%	1,173	100.00%	2,861	100.00%	5,701	100.00%
Undervotes:		393		351		819		1,563	
Overvotes:		0		0		2		2	
Unresolved write-ins:		0		0		0		0	

VALLEY VIEW COMMUNITY UNIT SCHOOL DISTRICT NO. 365U For Members of the Board of Education - (Vote for four)

Choice	Party	Vote by Mail		Early Voting		Election Day Voting		Total	
Scott Heil		1,005	15.35%	835	14.96%	1,666	15.82%	3,506	15.47%
Jennifer "Jen" Shroba		1,219	18.62%	983	17.61%	1,968	18.68%	4,170	18.40%
Victor D. Zack		927	14.16%	740	13.25%	1,555	14.76%	3,222	14.22%
Elizabeth "Liz" Campbell		1,319	20.15%	1,146	20.53%	2,170	20.60%	4,635	20.45%
Victoria D. Pipkin		1,167	17.82%	1,014	18.16%	1,714	16.27%	3,895	17.19%
William "Bill" Spengler		910	13.90%	865	15.49%	1,461	13.87%	3,236	14.28%
Cast Votes:		6,547	100.00%	5,583	100.00%	10,534	100.00%	22,664	100.00%
Undervotes:		1,569		1,517		2,758		5,844	
Overvotes:		5		4		4		13	
Unresolved write-ins:		0		0		0		0	

Cumulative Results Report

Will County Election Night 4/1/2025

Run Time 12:35 PM

Run Date 04/16/2025

WILL COUNTY, ILLINOIS

CONSOLIDATED ELECTION - APRIL 1, 2025

4/1/2025

Page 98

Official Results

Registered Voters

79978 of 453563 = 17.63%

Precincts Reporting

310 of 310 = 100.00%

MANTENO COMMUNITY UNIT SCHOOL DISTRICT NO. 5 (Kankakee & Will Counties) For Members of the Board of Education - (Vote for two)

Choice	Party	Vote by Mail		Early Voting		Election Day Voting		Total	
Mary C. Crowe Manteno Twp 32N Range 12E		3	50.00%	0	0.00%	2	40.00%	5	45.45%
Jim Hanley Manteno Twp 32N Range 12E		1	16.67%	0	0.00%	2	40.00%	3	27.27%
Joshua Stauffenberg Manteno Twp 32N Range 12E		2	33.33%	0	0.00%	1	20.00%	3	27.27%
Cast Votes:		6	100.00%	0	0.00%	5	100.00%	11	100.00%
Undervotes:		0		0		3		3	
Overvotes:		0		0		0		0	
Unresolved write-ins:		0		0		0		0	

MANTENO COMMUNITY UNIT SCHOOL DISTRICT NO. 5 For Members of the Board of Education - (Vote for one)

Choice	Party	Vote by Mail		Early Voting		Election Day Voting		Total	
Megan Powell The remaining Congressional Townships		2	100.00%	0	0.00%	4	100.00%	6	100.00%
Cast Votes:		2	100.00%	0	0.00%	4	100.00%	6	100.00%
Undervotes:		1		0		0		1	
Overvotes:		0		0		0		0	
Unresolved write-ins:		0		0		0		0	

MINOOKA COMMUNITY HIGH SCHOOL DISTRICT NO. 111 (Grundy, Kendall & Will Counties) For Members of the Board of Education - (Vote for a total of four)

Choice	Party	Vote by Mail		Early Voting		Election Day Voting		Total	
James A. Grzetic Incorporated		386	34.13%	212	34.81%	722	33.10%	1,320	33.66%
Mike Brozovich Unincorporated		384	33.95%	209	34.32%	765	35.08%	1,358	34.63%
Terrance B. Spivey Unincorporated		361	31.92%	188	30.87%	694	31.82%	1,243	31.70%
Cast Votes:		1,131	100.00%	609	100.00%	2,181	100.00%	3,921	100.00%
Undervotes:		645		561		1,788		2,994	
Overvotes:		0		0		0		0	
Unresolved write-ins:		0		0		0		0	

Cumulative Results Report

Will County Election Night 4/1/2025

Run Time 12:35 PM
Run Date 04/16/2025

WILL COUNTY, ILLINOIS

CONSOLIDATED ELECTION - APRIL 1, 2025

4/1/2025
Page 99

Official Results

Registered Voters
79978 of 453563 = 17.63%
Precincts Reporting
310 of 310 = 100.00%

JOLIET TOWNSHIP HIGH SCHOOL DISTRICT NO. 204 For Members of the Board of Education - (Vote for three)

Choice	Party	Vote by Mail		Early Voting		Election Day Voting		Total	
Sam Coffey Incorporated		1,375	22.87%	775	24.46%	2,769	26.09%	4,919	24.85%
Matthew Kennedy Incorporated		1,536	25.55%	813	25.65%	2,746	25.87%	5,095	25.74%
Lorraine Guerrero Neumayer Incorporated		1,551	25.80%	833	26.29%	2,627	24.75%	5,011	25.32%
Christine Lynn (Bartz) Unincorporated		1,549	25.77%	748	23.60%	2,472	23.29%	4,769	24.09%
Cast Votes:		6,011	100.00%	3,169	100.00%	10,614	100.00%	19,794	100.00%
Undervotes:		1,780		1,487		4,878		8,145	
Overvotes:		6		3		7		16	
Unresolved write-ins:		0		0		0		0	

LOCKPORT TOWNSHIP HIGH SCHOOL DISTRICT NO. 205 For Members of the Board of Education (To serve an unexpired 2-year term) - (Vote for two)

Choice	Party	Vote by Mail		Early Voting		Election Day Voting		Total	
Michaelene O'Halloran		991	23.89%	612	23.09%	2,326	24.15%	3,929	23.92%
Lance Thies		754	18.18%	479	18.08%	1,709	17.74%	2,942	17.91%
Ann M. Lopez-Caneva		1,269	30.59%	760	28.68%	2,468	25.63%	4,497	27.37%
James A Shake		409	9.86%	356	13.43%	1,338	13.89%	2,103	12.80%
Ron Farina		724	17.45%	443	16.72%	1,788	18.57%	2,955	17.99%
Jeffrey Green (W)		1	0.02%	0	0.00%	2	0.02%	3	0.02%
Cast Votes:		4,148	100.00%	2,650	100.00%	9,631	100.00%	16,429	100.00%
Undervotes:		1,076		810		2,873		4,759	
Overvotes:		10		14		35		59	
Unresolved write-ins:		0		0		0		0	

Cumulative Results Report

Will County Election Night 4/1/2025

Run Time 12:35 PM

Run Date 04/16/2025

WILL COUNTY, ILLINOIS

CONSOLIDATED ELECTION - APRIL 1, 2025

4/1/2025

Page 100

Official Results

Registered Voters

79978 of 453563 = 17.63%

Precincts Reporting

310 of 310 = 100.00%

LOCKPORT TOWNSHIP HIGH SCHOOL DISTRICT NO. 205 For Members of the Board of Education - (Vote for four)

Choice	Party	Vote by Mail		Early Voting		Election Day Voting		Total	
Candace Gerritsen		1,247	16.08%	665	13.44%	2,338	12.92%	4,250	13.80%
Theresa "Tammy" Hayes		919	11.85%	603	12.19%	2,130	11.77%	3,652	11.85%
Scott Nyssen		700	9.02%	424	8.57%	1,707	9.43%	2,831	9.19%
James "Jay" Roti		493	6.36%	422	8.53%	1,503	8.30%	2,418	7.85%
Thomas "Tommy" Hill		361	4.65%	272	5.50%	1,275	7.04%	1,908	6.19%
Wendy Streit		1,159	14.94%	754	15.24%	2,502	13.82%	4,415	14.33%
Lou Ann Johnson		1,030	13.28%	604	12.21%	1,926	10.64%	3,560	11.56%
Paul Lencioni		703	9.06%	458	9.26%	1,711	9.45%	2,872	9.32%
Eric Nush		593	7.64%	338	6.83%	1,414	7.81%	2,345	7.61%
Michael Deane		552	7.12%	407	8.23%	1,596	8.82%	2,555	8.29%
Cast Votes:		7,757	100.00%	4,947	100.00%	18,102	100.00%	30,806	100.00%
Undervotes:		2,683		2,017		6,970		11,670	
Overvotes:		12		3		19		34	
Unresolved write-ins:		0		0		0		0	

BLOOM TOWNSHIP HIGH SCHOOL DISTRICT NO. 206 (Cook & Will Counties) For Members of the Board of Education - (Vote for three)

Choice	Party	Vote by Mail		Early Voting		Election Day Voting		Total	
Anthony J. Murphy		93	34.83%	69	36.32%	302	37.10%	464	36.51%
Henry Drake		84	31.46%	59	31.05%	252	30.96%	395	31.08%
Karen King		90	33.71%	62	32.63%	260	31.94%	412	32.42%
Cast Votes:		267	100.00%	190	100.00%	814	100.00%	1,271	100.00%
Undervotes:		102		128		572		802	
Overvotes:		0		0		0		0	
Unresolved write-ins:		0		0		0		0	

LINCOLN-WAY COMMUNITY HIGH SCHOOL DISTRICT NO. 210 (Cook & Will Counties) For Members of the Board of Education - (Vote for a total of three)

Choice	Party	Vote by Mail		Early Voting		Election Day Voting		Total	
Aaron Janik		2,243	32.45%	2,664	33.03%	4,771	33.11%	9,678	32.94%
Deadra Woods Stokes		2,403	34.77%	2,663	33.02%	4,655	32.31%	9,721	33.08%
Joseph M. Kosteck		2,266	32.78%	2,738	33.95%	4,982	34.58%	9,986	33.98%
Cast Votes:		6,912	100.00%	8,065	100.00%	14,408	100.00%	29,385	100.00%
Undervotes:		4,257		5,372		10,207		19,836	
Overvotes:		0		0		0		0	
Unresolved write-ins:		0		0		0		0	

Cumulative Results Report

Will County Election Night 4/1/2025

Run Time 12:35 PM

Run Date 04/16/2025

WILL COUNTY, ILLINOIS

CONSOLIDATED ELECTION - APRIL 1, 2025

4/1/2025

Page 101

Official Results

Registered Voters

79978 of 453563 = 17.63%

Precincts Reporting

310 of 310 = 100.00%

COLLEGE OF DuPAGE COMMUNITY COLLEGE DISTRICT NO. 502 (Cook, DuPage & Will Counties) For Trustees of the Community College District (To serve a full 6-year term) - (Vote for not more than two)

Choice	Party	Vote by Mail		Early Voting		Election Day Voting		Total	
Thomas Tumminaro		1,347	45.72%	1,573	46.35%	1,824	47.80%	4,744	46.71%
Maria Sinkule		1,599	54.28%	1,821	53.65%	1,992	52.20%	5,412	53.29%
Cast Votes:		2,946	100.00%	3,394	100.00%	3,816	100.00%	10,156	100.00%
Undervotes:		2,200		3,664		3,610		9,474	
Overvotes:		0		0		0		0	
Unresolved write-ins:		0		0		0		0	

COLLEGE OF DuPAGE COMMUNITY COLLEGE DISTRICT NO. 502 (Cook, DuPage & Will Counties) For Trustees of the Community College District (To serve an unexpired 2-year term) - (Vote for one)

Choice	Party	Vote by Mail		Early Voting		Election Day Voting		Total	
Sahin "Sonny" Jutla		1,653	100.00%	2,047	100.00%	2,248	100.00%	5,948	100.00%
Cast Votes:		1,653	100.00%	2,047	100.00%	2,248	100.00%	5,948	100.00%
Undervotes:		920		1,482		1,465		3,867	
Overvotes:		0		0		0		0	
Unresolved write-ins:		0		0		0		0	

PRAIRIE STATE COLLEGE DISTRICT NO. 515 (Cook & Will Counties) For Trustees of the Community College District (To serve a full 6-year term) - (Vote for not more than two)

Choice	Party	Vote by Mail		Early Voting		Election Day Voting		Total	
J'arnay Harris		639	48.01%	296	46.84%	1,604	48.47%	2,539	48.16%
Maria Melero		692	51.99%	336	53.16%	1,705	51.53%	2,733	51.84%
Cast Votes:		1,331	100.00%	632	100.00%	3,309	100.00%	5,272	100.00%
Undervotes:		711		550		2,719		3,980	
Overvotes:		0		0		0		0	
Unresolved write-ins:		0		0		0		0	

PRAIRIE STATE COLLEGE DISTRICT NO. 515 (Cook & Will Counties) For Trustees of the Community College District (To serve an unexpired 2-year term) - (Vote for one)

Choice	Party	Vote by Mail		Early Voting		Election Day Voting		Total	
Andrew Smith, Jr.		760	99.87%	392	98.74%	2,118	99.44%	3,270	99.45%
Jay Readey (W)		1	0.13%	5	1.26%	12	0.56%	18	0.55%
Cast Votes:		761	100.00%	397	100.00%	2,130	100.00%	3,288	100.00%
Undervotes:		255		193		874		1,322	
Overvotes:		5		1		10		16	
Unresolved write-ins:		0		0		0		0	

Cumulative Results Report

WILL COUNTY, ILLINOIS

Official Results

Will County Election Night 4/1/2025

CONSOLIDATED ELECTION - APRIL 1, 2025

Registered Voters

79978 of 453563 = 17.63%

Precincts Reporting

310 of 310 = 100.00%

Run Time 12:35 PM

4/1/2025

Run Date 04/16/2025

Page 102

WAUBONSEE COMMUNITY COLLEGE DISTRICT NO. 516 (DeKalb, Kane, Kendall, LaSalle & Will Counties) For Trustees of the Community College District (To serve a full 6-year term) - (Vote for not more than two)

Choice	Party	Vote by Mail		Early Voting		Election Day Voting		Total	
Daniel Jaquez		225	35.27%	151	33.33%	296	29.13%	672	31.89%
Greg Dobbins		120	18.81%	108	23.84%	282	27.76%	510	24.21%
Tina Medlin Willson		293	45.92%	194	42.83%	438	43.11%	925	43.90%
Cast Votes:		638	100.00%	453	100.00%	1,016	100.00%	2,107	100.00%
Undervotes:		392		307		818		1,517	
Overvotes:		0		0		0		0	
Unresolved write-ins:		0		0		0		0	

WAUBONSEE COMMUNITY COLLEGE DISTRICT NO. 516 (DeKalb, Kane, Kendall LaSalle, & Will Counties) For Trustees of the Community College District (To serve an unexpired 4-year term) - (Vote for one)

Choice	Party	Vote by Mail		Early Voting		Election Day Voting		Total	
Richard "Rick" Guzman		348	100.00%	253	100.00%	625	100.00%	1,226	100.00%
Cast Votes:		348	100.00%	253	100.00%	625	100.00%	1,226	100.00%
Undervotes:		167		127		292		586	
Overvotes:		0		0		0		0	
Unresolved write-ins:		0		0		0		0	

KANKAKEE COMMUNITY COLLEGE DISTRICT NO. 520 (Ford, Grundy, Iroquois, Kankakee, Livingston & Will Counties) For Trustees of the Community College District (To serve a full 6-year term) - (Vote for not more than two)

Choice	Party	Vote by Mail		Early Voting		Election Day Voting		Total	
Michael Proctor		2	50.00%	0	0.00%	2	33.33%	4	40.00%
Catherine R. Boicken		2	50.00%	0	0.00%	4	66.67%	6	60.00%
Cast Votes:		4	100.00%	0	0.00%	6	100.00%	10	100.00%
Undervotes:		2		0		2		4	
Overvotes:		0		0		0		0	
Unresolved write-ins:		0		0		0		0	

KANKAKEE COMMUNITY COLLEGE DISTRICT NO. 520 (Ford, Grundy, Iroquois, Kankakee, Livingston & Will Counties) For Trustees of the Community College District (To serve an unexpired 2-year term) - (Vote for one)

Choice	Party	Vote by Mail		Early Voting		Election Day Voting		Total	
Michael J. Kick		2	100.00%	0	0.00%	3	100.00%	5	100.00%
Cast Votes:		2	100.00%	0	0.00%	3	100.00%	5	100.00%
Undervotes:		1		0		1		2	
Overvotes:		0		0		0		0	
Unresolved write-ins:		0		0		0		0	

Cumulative Results Report

Will County Election Night 4/1/2025

Run Time 12:35 PM

Run Date 04/16/2025

WILL COUNTY, ILLINOIS

CONSOLIDATED ELECTION - APRIL 1, 2025

4/1/2025

Page 103

Official Results

Registered Voters
79978 of 453563 = 17.63%

Precincts Reporting
310 of 310 = 100.00%

JOLIET JUNIOR COMMUNITY COLLEGE DISTRICT NO. 525 (Cook, Grundy, Kankakee, Kendall, LaSalle, Livingston & Will Counties) For Trustees (To serve a full 6-year term) - (Vote for not more than three)

Choice	Party	Vote by Mail		Early Voting		Election Day Voting		Total	
Maureen Flanagan Broderick		6,401	18.45%	4,411	17.98%	11,529	17.19%	22,341	17.69%
Elaine Bottomley		7,096	20.45%	4,392	17.91%	11,035	16.45%	22,523	17.83%
Nancy Garcia		7,615	21.94%	4,729	19.28%	12,120	18.07%	24,464	19.37%
Timothy John Broderick		3,899	11.24%	3,550	14.47%	10,089	15.04%	17,538	13.89%
Robert Wunderlich		4,512	13.00%	3,675	14.98%	10,882	16.23%	19,069	15.10%
Timothy Bradley		5,180	14.93%	3,772	15.38%	11,411	17.01%	20,363	16.12%
Cast Votes:		34,703	100.00%	24,529	100.00%	67,066	100.00%	126,298	100.00%
Undervotes:		13,174		13,619		36,083		62,876	
Overvotes:		229		130		301		660	
Unresolved write-ins:		0		0		0		0	

REGIONAL BOARD OF SCHOOL TRUSTEES (DuPage County) For Members of the Regional Board of School Trustees (To serve a full 6-year term) - (Vote for not more than two)

Choice	Party	Vote by Mail		Early Voting		Election Day Voting		Total	
Daniel Medina Addison Twp 40N Range 11E		388	10.90%	729	16.65%	818	16.80%	1,935	15.11%
Jeremy "Jaye" Wang Downers Grove Twp 38N Range 11E		556	15.62%	860	19.64%	983	20.19%	2,399	18.73%
Carol DiCola Downers Grove Twp 38N Range 11E		1,076	30.23%	1,094	24.99%	1,222	25.10%	3,392	26.49%
Karen Zatz Wheatland Twp 37N Range 9E		1,539	43.24%	1,695	38.72%	1,846	37.91%	5,080	39.67%
Cast Votes:		3,559	100.00%	4,378	100.00%	4,869	100.00%	12,806	100.00%
Undervotes:		1,565		2,652		2,545		6,762	
Overvotes:		12		12		6		30	
Unresolved write-ins:		0		0		0		0	

REGIONAL BOARD OF SCHOOL TRUSTEES (DuPage County) For Members of the Regional Board of School Trustees (To serve an unexpired 4-year term) - (Vote for one)

Choice	Party	Vote by Mail		Early Voting		Election Day Voting		Total	
Carolyn R. Carrillo York Twp 39N Range 11E		1,482	100.00%	2,003	100.00%	2,224	100.00%	5,709	100.00%
Cast Votes:		1,482	100.00%	2,003	100.00%	2,224	100.00%	5,709	100.00%
Undervotes:		1,092		1,524		1,489		4,105	
Overvotes:		0		0		0		0	
Unresolved write-ins:		0		0		0		0	

Cumulative Results Report

Will County Election Night 4/1/2025

Run Time 12:35 PM

Run Date 04/16/2025

WILL COUNTY, ILLINOIS

CONSOLIDATED ELECTION - APRIL 1, 2025

4/1/2025

Page 104

Official Results

Registered Voters
79978 of 453563 = 17.63%

Precincts Reporting
310 of 310 = 100.00%

REGIONAL BOARD OF SCHOOL TRUSTEES (Grundy & Kendall Counties) For Members of the Regional Board of School Trustees (To serve a full 6-year term) - (Vote for not more than two)

Choice	Party	Vote by Mail		Early Voting		Election Day Voting		Total	
Mary Lou Salato Kendall County		287	54.98%	212	56.84%	515	56.10%	1,014	55.93%
Cynthia Christensen Grundy County		235	45.02%	161	43.16%	403	43.90%	799	44.07%
Cast Votes:		522	100.00%	373	100.00%	918	100.00%	1,813	100.00%
Undervotes:		508		389		926		1,823	
Overvotes:		0		0		0		0	
Unresolved write-ins:		0		0		0		0	

REGIONAL BOARD OF SCHOOL TRUSTEES (Iroquois & Kankakee Counties) For Members of the Regional Board of School Trustees (To serve a full 6-year term) - (Vote for not more than three)

Choice	Party	Vote by Mail		Early Voting		Election Day Voting		Total	
Ed Brown Kankakee County		2	100.00%	0	0.00%	3	100.00%	5	100.00%
Cast Votes:		2	100.00%	0	0.00%	3	100.00%	5	100.00%
Undervotes:		1		0		1		2	
Overvotes:		0		0		0		0	
Unresolved write-ins:		0		0		0		0	

REGIONAL BOARD OF SCHOOL TRUSTEES (Will County) For Members of the Regional Board of School Trustees (To serve a full 6-year term) - (Vote for not more than two)

Choice	Party	Vote by Mail		Early Voting		Election Day Voting		Total	
Nancy Terlep Bartels Jackson Twp 34N Range 10E		11,816	99.91%	8,333	99.99%	24,422	99.89%	44,571	99.91%
Eric Bernacki - (W) Na-Au-Say Twp 36N Range 8E		11	0.09%	1	0.01%	26	0.11%	38	0.09%
Cast Votes:		11,827	100.00%	8,334	100.00%	24,448	100.00%	44,609	100.00%
Undervotes:		22,589		18,542		50,938		92,069	
Overvotes:		0		0		0		0	
Unresolved write-ins:		0		0		0		0	

Cumulative Results Report

Will County Election Night 4/1/2025

Run Time 12:35 PM

Run Date 04/16/2025

WILL COUNTY, ILLINOIS

CONSOLIDATED ELECTION - APRIL 1, 2025

4/1/2025

Page 105

Official Results

Registered Voters
79978 of 453563 = 17.63%

Precincts Reporting
310 of 310 = 100.00%

REGIONAL BOARD OF SCHOOL TRUSTEES (Will County) For Members of the Regional Board of School Trustees (To serve an unexpired 4-year term) - (Vote for not more than two)

Choice	Party	Vote by Mail		Early Voting		Election Day Voting		Total	
Kate Heisner Will Twp 33N Range 13E		11,665	56.41%	8,257	56.71%	23,818	57.43%	43,740	57.02%
Dave Medema Dupage Twp 37N Range 10E		9,013	43.59%	6,302	43.29%	17,655	42.57%	32,970	42.98%
Cast Votes:		20,678	100.00%	14,559	100.00%	41,473	100.00%	76,710	100.00%
Undervotes:		13,738		12,317		33,913		59,968	
Overvotes:		0		0		0		0	
Unresolved write-ins:		0		0		0		0	

REGIONAL BOARD OF SCHOOL TRUSTEES (Will County) For Members of the Regional Board of School Trustees (To serve an unexpired 2-year term) - (Vote for one)

Choice	Party	Vote by Mail		Early Voting		Election Day Voting		Total	
Tony Drabik Homer Twp 36N Range 11E		11,559	100.00%	8,325	100.00%	24,508	100.00%	44,392	100.00%
Cast Votes:		11,559	100.00%	8,325	100.00%	24,508	100.00%	44,392	100.00%
Undervotes:		5,649		5,113		13,185		23,947	
Overvotes:		0		0		0		0	
Unresolved write-ins:		0		0		0		0	

BEECHER FIRE PROTECTION DISTRICT For Fire Trustee (To serve an unexpired 4-year term) - (Vote for one)

Choice	Party	Vote by Mail		Early Voting		Election Day Voting		Total	
Lyle Siefker		80	100.00%	97	100.00%	409	100.00%	586	100.00%
Cast Votes:		80	100.00%	97	100.00%	409	100.00%	586	100.00%
Undervotes:		22		37		129		188	
Overvotes:		0		0		0		0	
Unresolved write-ins:		0		0		0		0	

BEECHER FIRE PROTECTION DISTRICT For Fire Trustee - (Vote for not more than two)

Choice	Party	Vote by Mail		Early Voting		Election Day Voting		Total	
Michael Waterman		76	52.41%	99	54.70%	378	53.02%	553	53.22%
Bruce Becker		69	47.59%	82	45.30%	335	46.98%	486	46.78%
Cast Votes:		145	100.00%	181	100.00%	713	100.00%	1,039	100.00%
Undervotes:		59		87		363		509	
Overvotes:		0		0		0		0	
Unresolved write-ins:		0		0		0		0	

Cumulative Results Report

WILL COUNTY, ILLINOIS

Official Results

Will County Election Night 4/1/2025

CONSOLIDATED ELECTION - APRIL 1, 2025

Registered Voters

79978 of 453563 = 17.63%

Precincts Reporting

310 of 310 = 100.00%

Run Time 12:35 PM

4/1/2025

Run Date 04/16/2025

Page 106

BRAIDWOOD FIRE PROTECTION DISTRICT (Grundy & Will Counties) For Fire Trustee - (Vote for one)

Choice	Party	Vote by Mail		Early Voting		Election Day Voting		Total	
William Ritze		163	100.00%	222	100.00%	861	100.00%	1,246	100.00%
	Cast Votes:	163	100.00%	222	100.00%	861	100.00%	1,246	100.00%
	Undervotes:	38		42		260		340	
	Overvotes:	0		0		0		0	
	Unresolved write-ins:	0		0		0		0	

CRETE TOWNSHIP FIRE PROTECTION DISTRICT For Fire Trustee - (Vote for one)

Choice	Party	Vote by Mail		Early Voting		Election Day Voting		Total	
Tim Miller		154	100.00%	46	100.00%	205	100.00%	405	100.00%
	Cast Votes:	154	100.00%	46	100.00%	205	100.00%	405	100.00%
	Undervotes:	45		5		45		95	
	Overvotes:	0		0		0		0	
	Unresolved write-ins:	0		0		0		0	

EAST JOLIET FIRE PROTECTION DISTRICT For Fire Trustee - (Vote for one)

Choice	Party	Vote by Mail		Early Voting		Election Day Voting		Total	
Doug Oram Sr.		204	100.00%	82	100.00%	271	100.00%	557	100.00%
	Cast Votes:	204	100.00%	82	100.00%	271	100.00%	557	100.00%
	Undervotes:	18		17		45		80	
	Overvotes:	0		0		0		0	
	Unresolved write-ins:	0		0		0		0	

FRANKFORT FIRE PROTECTION DISTRICT For Fire Trustee (To serve an unexpired 2-year term) - (Vote for one)

Choice	Party	Vote by Mail		Early Voting		Election Day Voting		Total	
James M. McGeever Jr.		603	62.88%	866	59.19%	1,278	59.58%	2,747	60.15%
Mitchell Krawczyk		356	37.12%	597	40.81%	867	40.42%	1,820	39.85%
	Cast Votes:	959	100.00%	1,463	100.00%	2,145	100.00%	4,567	100.00%
	Undervotes:	361		702		899		1,962	
	Overvotes:	21		35		49		105	
	Unresolved write-ins:	0		0		0		0	

Cumulative Results Report

Will County Election Night 4/1/2025

Run Time 12:35 PM

Run Date 04/16/2025

WILL COUNTY, ILLINOIS

CONSOLIDATED ELECTION - APRIL 1, 2025

4/1/2025

Page 107

Official Results

Registered Voters

79978 of 453563 = 17.63%

Precincts Reporting

310 of 310 = 100.00%

FRANKFORT FIRE PROTECTION DISTRICT For Fire Trustee (To serve an unexpired 4-year term) - (Vote for one)

Choice	Party	Vote by Mail		Early Voting		Election Day Voting		Total	
Robert F. Boll		901	100.00%	1,448	100.00%	2,084	100.00%	4,433	100.00%
	Cast Votes:	901	100.00%	1,448	100.00%	2,084	100.00%	4,433	100.00%
	Undervotes:	440		752		1,009		2,201	
	Overvotes:	0		0		0		0	
	Unresolved write-ins:	0		0		0		0	

FRANKFORT FIRE PROTECTION DISTRICT For Fire Trustee - (Vote for not more than two)

Choice	Party	Vote by Mail		Early Voting		Election Day Voting		Total	
Nicholas Spano		806	50.00%	1,265	51.19%	1,811	51.74%	3,882	51.19%
Patricia Ann Field		806	50.00%	1,206	48.81%	1,689	48.26%	3,701	48.81%
	Cast Votes:	1,612	100.00%	2,471	100.00%	3,500	100.00%	7,583	100.00%
	Undervotes:	1,070		1,929		2,686		5,685	
	Overvotes:	0		0		0		0	
	Unresolved write-ins:	0		0		0		0	

HOMER TOWNSHIP FIRE PROTECTION DISTRICT For Fire Trustee - (Vote for one)

Choice	Party	Vote by Mail		Early Voting		Election Day Voting		Total	
No Candidate		0	0.00%	0	0.00%	0	0.00%	0	0.00%
Ken Fijan (W)		4	100.00%	9	100.00%	24	100.00%	37	100.00%
	Cast Votes:	4	100.00%	9	100.00%	24	100.00%	37	100.00%
	Undervotes:	528		294		1,232		2,054	
	Overvotes:	0		0		0		0	
	Unresolved write-ins:	0		0		0		0	

LEMONT FIRE PROTECTION DISTRICT (Cook, DuPage & Will Counties) For Fire Trustee - (Vote for one)

Choice	Party	Vote by Mail		Early Voting		Election Day Voting		Total	
Dan Tholotowsky		6	60.00%	4	80.00%	7	87.50%	17	73.91%
John Goushas		4	40.00%	1	20.00%	1	12.50%	6	26.09%
	Cast Votes:	10	100.00%	5	100.00%	8	100.00%	23	100.00%
	Undervotes:	5		3		3		11	
	Overvotes:	0		0		0		0	
	Unresolved write-ins:	0		0		0		0	

Cumulative Results Report

Will County Election Night 4/1/2025

Run Time 12:35 PM

Run Date 04/16/2025

WILL COUNTY, ILLINOIS

CONSOLIDATED ELECTION - APRIL 1, 2025

4/1/2025

Page 108

Official Results

Registered Voters

79978 of 453563 = 17.63%

Precincts Reporting

310 of 310 = 100.00%

LOCKPORT TOWNSHIP FIRE PROTECTION DISTRICT For Fire Trustee - (Vote for not more than two)

Choice	Party	Vote by Mail		Early Voting		Election Day Voting		Total	
David Palya		988	26.98%	596	29.99%	2,011	26.47%	3,595	27.14%
Rhonda Casagrande		1,320	36.05%	654	32.91%	2,627	34.58%	4,601	34.74%
John Batusich		1,354	36.97%	737	37.09%	2,959	38.95%	5,050	38.12%
Cast Votes:		3,662	100.00%	1,987	100.00%	7,597	100.00%	13,246	100.00%
Undervotes:		1,274		753		2,927		4,954	
Overvotes:		4		0		3		7	
Unresolved write-ins:		0		0		0		0	

MOKENA FIRE PROTECTION DISTRICT (Cook & Will Counties) For Fire Trustee - (Vote for one)

Choice	Party	Vote by Mail		Early Voting		Election Day Voting		Total	
Dennis Burkhardt		409	100.00%	462	100.00%	1,039	100.00%	1,910	100.00%
Cast Votes:		409	100.00%	462	100.00%	1,039	100.00%	1,910	100.00%
Undervotes:		195		176		388		759	
Overvotes:		0		0		0		0	
Unresolved write-ins:		0		0		0		0	

NEW LENOX FIRE PROTECTION DISTRICT For Fire Trustee - (Vote for not more than two)

Choice	Party	Vote by Mail		Early Voting		Election Day Voting		Total	
Lori A. Fischer		491	26.96%	344	27.56%	816	24.79%	1,651	25.96%
Roy Skip Minger		351	19.28%	325	26.04%	816	24.79%	1,492	23.46%
W. Brandon Rinker		422	23.17%	235	18.83%	701	21.30%	1,358	21.35%
David J. Popp		557	30.59%	344	27.56%	958	29.11%	1,859	29.23%
Cast Votes:		1,821	100.00%	1,248	100.00%	3,291	100.00%	6,360	100.00%
Undervotes:		527		324		1,075		1,926	
Overvotes:		6		4		10		20	
Unresolved write-ins:		0		0		0		0	

PLAINFIELD FIRE PROTECTION DISTRICT (Kendall & Will Counties) For Fire Trustee - (Vote for not more than two)

Choice	Party	Vote by Mail		Early Voting		Election Day Voting		Total	
Robert Dehm		980	34.45%	760	33.81%	1,567	32.22%	3,307	33.21%
Theodore Peszynski		915	32.16%	666	29.63%	1,486	30.55%	3,067	30.80%
William Klein		950	33.39%	822	36.57%	1,811	37.23%	3,583	35.98%
Cast Votes:		2,845	100.00%	2,248	100.00%	4,864	100.00%	9,957	100.00%
Undervotes:		1,419		1,364		2,804		5,587	
Overvotes:		12		4		6		22	
Unresolved write-ins:		0		0		0		0	

Cumulative Results Report

Will County Election Night 4/1/2025

Run Time 12:35 PM

Run Date 04/16/2025

WILL COUNTY, ILLINOIS

CONSOLIDATED ELECTION - APRIL 1, 2025

4/1/2025

Page 109

Official Results

Registered Voters

79978 of 453563 = 17.63%

Precincts Reporting

310 of 310 = 100.00%

TROY FIRE FIRE PROTECTION DISTRICT (Kendall & Will Counties) For Fire Trustee - (Vote for not more than two)

Choice	Party	Vote by Mail		Early Voting		Election Day Voting		Total	
George Muentnich		411	49.28%	216	48.54%	603	48.67%	1,230	48.85%
Robert F. Schwartz		423	50.72%	229	51.46%	636	51.33%	1,288	51.15%
Cast Votes:		834	100.00%	445	100.00%	1,239	100.00%	2,518	100.00%
Undervotes:		320		261		609		1,190	
Overvotes:		0		0		0		0	
Unresolved write-ins:		0		0		0		0	

HOMER TOWNSHIP REFERENDA PENSION REFORM

Choice	Party	Vote by Mail		Early Voting		Election Day Voting		Total	
Yes		853	71.86%	444	65.97%	1,687	65.21%	2,984	67.10%
No		334	28.14%	229	34.03%	900	34.79%	1,463	32.90%
Cast Votes:		1,187	100.00%	673	100.00%	2,587	100.00%	4,447	100.00%
Undervotes:		62		71		239		372	
Overvotes:		2		0		4		6	
Unresolved write-ins:		0		0		0		0	

HOMER TOWNSHIP REFERENDA PROPERTY TAXES

Choice	Party	Vote by Mail		Early Voting		Election Day Voting		Total	
Yes		269	22.64%	135	19.85%	497	19.08%	901	20.14%
No		919	77.36%	545	80.15%	2,108	80.92%	3,572	79.86%
Cast Votes:		1,188	100.00%	680	100.00%	2,605	100.00%	4,473	100.00%
Undervotes:		59		62		217		338	
Overvotes:		4		2		8		14	
Unresolved write-ins:		0		0		0		0	

HOMER TOWNSHIP REFERENDA LEGISLATIVE MAPS

Choice	Party	Vote by Mail		Early Voting		Election Day Voting		Total	
Yes		937	79.21%	526	77.70%	1,904	73.63%	3,367	75.73%
No		246	20.79%	151	22.30%	682	26.37%	1,079	24.27%
Cast Votes:		1,183	100.00%	677	100.00%	2,586	100.00%	4,446	100.00%
Undervotes:		63		65		242		370	
Overvotes:		5		2		2		9	
Unresolved write-ins:		0		0		0		0	

Cumulative Results Report

Will County Election Night 4/1/2025

Run Time 12:35 PM

Run Date 04/16/2025

WILL COUNTY, ILLINOIS

CONSOLIDATED ELECTION - APRIL 1, 2025

4/1/2025

Page 110

Official Results**Registered Voters**

79978 of 453563 = 17.63%

Precincts Reporting

310 of 310 = 100.00%

WESLEY TOWNSHIP REFERENDUM

Choice	Party	Vote by Mail		Early Voting		Election Day Voting		Total	
YES		29	52.73%	3	37.50%	128	53.56%	160	52.98%
NO		26	47.27%	5	62.50%	111	46.44%	142	47.02%
Cast Votes:		55	100.00%	8	100.00%	239	100.00%	302	100.00%
Undervotes:		1		1		5		7	
Overvotes:		0		0		0		0	
Unresolved write-ins:		0		0		0		0	

WHITE OAK LIBRARY DISTRICT REFERENDUM

Choice	Party	Vote by Mail		Early Voting		Election Day Voting		Total	
YES		1,247	53.75%	600	46.08%	2,589	51.77%	4,436	51.44%
NO		1,073	46.25%	702	53.92%	2,412	48.23%	4,187	48.56%
Cast Votes:		2,320	100.00%	1,302	100.00%	5,001	100.00%	8,623	100.00%
Undervotes:		84		41		157		282	
Overvotes:		1		1		6		8	
Unresolved write-ins:		0		0		0		0	

MONEE TOWNSHIP REFERENDUM

Choice	Party	Vote by Mail		Early Voting		Election Day Voting		Total	
Yes		325	95.59%	168	96.55%	1,067	94.09%	1,560	94.66%
No		15	4.41%	6	3.45%	67	5.91%	88	5.34%
Cast Votes:		340	100.00%	174	100.00%	1,134	100.00%	1,648	100.00%
Undervotes:		19		16		86		121	
Overvotes:		0		0		2		2	
Unresolved write-ins:		0		0		0		0	

*** End of report ***

MUNICIPALITIES



Canvass Results Report

Will County Election Night 4/1/2025

Run Time 12:34 PM

Run Date 04/16/2025

WILL COUNTY, ILLINOIS

CONSOLIDATED ELECTION - APRIL 1, 2025

4/1/2025

Page 1

Official Results

Registered Voters
79978 of 453563 = 17.63%

Precincts Reporting
310 of 310 = 100.00%

CITY OF AURORA (DuPage, Kane, Kendall & Will Counties) For Mayor - (Vote for one)

Precinct	Richard C. Irvin	John Laesch	Cast Votes	Undervotes	Overvotes	Unresolved write-ins	Vote by Mail Ballots Cast	Early Voting Ballots Cast	Election Day Voting Ballots Cast	Total Ballots Cast	Registered Voters	Turnout Percentage
WHEATLAND PCT 031	106	147	253	3	0	0	80	47	129	256	1,410	18.16%
WHEATLAND PCT 032	181	182	363	8	0	0	87	91	193	371	1,801	20.60%
WHEATLAND PCT 033	136	204	340	4	0	0	81	69	194	344	1,682	20.45%
WHEATLAND PCT 034	138	162	300	5	0	0	71	44	190	305	1,385	22.02%
WHEATLAND PCT 035	130	176	306	2	0	0	114	85	109	308	1,101	27.97%
Totals	691	871	1,562	22	0	0	433	336	815	1,584	7,379	21.47%

This political subdivision has been canvassed by the election authority in which their principal office is located.

Canvass Results Report

Will County Election Night 4/1/2025

Run Time 12:34 PM
Run Date 04/16/2025

WILL COUNTY, ILLINOIS

CONSOLIDATED ELECTION - APRIL 1, 2025

4/1/2025

Page 2

Official Results

Registered Voters
79978 of 453563 = 17.63%

Precincts Reporting
310 of 310 = 100.00%

CITY OF AURORA (DuPage, Kane, Kendall & Will Counties) For Alderperson At Large - (Vote for one)

Precinct	Ron Woerman	Keith Larson	Cast Votes	Undervotes	Overvotes	Unresolved write-ins	Vote by Mail Ballots Cast	Early Voting Ballots Cast	Election Day Voting Ballots Cast	Total Ballots Cast	Registered Voters	Turnout Percentage
WHEATLAND PCT 031	81	148	229	27	0	0	80	47	129	256	1,410	18.16%
WHEATLAND PCT 032	136	194	330	41	0	0	87	91	193	371	1,801	20.60%
WHEATLAND PCT 033	81	225	306	37	1	0	81	69	194	344	1,682	20.45%
WHEATLAND PCT 034	101	168	269	36	0	0	71	44	190	305	1,385	22.02%
WHEATLAND PCT 035	93	173	266	42	0	0	114	85	109	308	1,101	27.97%
Totals	492	908	1,400	183	1	0	433	336	815	1,584	7,379	21.47%

This political subdivision has been canvassed by the election authority in which their principal office is located.

Canvass Results Report

Will County Election Night 4/1/2025

Run Time 12:34 PM

Run Date 04/16/2025

WILL COUNTY, ILLINOIS

CONSOLIDATED ELECTION - APRIL 1, 2025

4/1/2025

Page 3

Official Results

Registered Voters

79978 of 453563 = 17.63%

Precincts Reporting

310 of 310 = 100.00%

CITY OF AURORA (DuPage, Kane, Kendall & Will Counties) For Alderperson Ward 9 - (Vote for one)

Precinct	Edward J. Bugg	Cast Votes	Undervotes	Overvotes	Unresolved write-ins	Vote by Mail Ballots Cast	Early Voting Ballots Cast	Election Day Voting Ballots Cast	Total Ballots Cast	Registered Voters	Turnout Percentage
WHEATLAND PCT 031	204	204	52	0	0	80	47	129	256	1,410	18.16%
WHEATLAND PCT 032	305	305	66	0	0	87	91	193	371	1,801	20.60%
WHEATLAND PCT 033	300	300	44	0	0	81	69	194	344	1,682	20.45%
WHEATLAND PCT 034	263	263	42	0	0	71	44	190	305	1,385	22.02%
WHEATLAND PCT 035	248	248	60	0	0	114	85	109	308	1,101	27.97%
Totals	1,320	1,320	264	0	0	433	336	815	1,584	7,379	21.47%

This political subdivision has been canvassed by the election authority in which their principal office is located.

Canvass Results Report

Will County Election Night 4/1/2025

Run Time 12:34 PM

Run Date 04/16/2025

WILL COUNTY, ILLINOIS

CONSOLIDATED ELECTION - APRIL 1, 2025

4/1/2025

Page 4

Official Results

Registered Voters
79978 of 453563 = 17.63%

Precincts Reporting
310 of 310 = 100.00%

CITY OF BRAIDWOOD (Grundy & Will Counties) For Mayor (To serve an unexpired 2-year term) - (Vote for one)

Precinct	Karen Hart	Todd Lyons	Cast Votes	Undervotes	Overvotes	Unresolved write-ins	Vote by Mail Ballots Cast	Early Voting Ballots Cast	Election Day Voting Ballots Cast	Total Ballots Cast	Registered Voters	Turnout Percentage
REED PCT 001	96	358	454	4	1	0	42	75	342	459	1,544	29.73%
REED PCT 002	132	352	484	7	0	0	64	90	337	491	1,708	28.75%
REED PCT 003	96	299	395	4	0	0	44	91	264	399	1,152	34.64%
Totals	324	1,009	1,333	15	1	0	150	256	943	1,349	4,404	30.63%

No votes cast for this district in Grundy County.

Canvass Results Report

Will County Election Night 4/1/2025

Run Time 12:34 PM

Run Date 04/16/2025

WILL COUNTY, ILLINOIS

CONSOLIDATED ELECTION - APRIL 1, 2025

4/1/2025

Page 5

Official Results

Registered Voters
79978 of 453563 = 17.63%

Precincts Reporting
310 of 310 = 100.00%

CITY OF BRAIDWOOD (Grundy & Will Counties) For Commissioner of Accounts and Finances (To serve an unexpired 2-year term) - (Vote for one)

Precinct	Kimberly Earling	Elizabeth Dixon	Cast Votes	Undervotes	Overvotes	Unresolved write-ins	Vote by Mail Ballots Cast	Early Voting Ballots Cast	Election Day Voting Ballots Cast	Total Ballots Cast	Registered Voters	Turnout Percentage
REED PCT 001	102	340	442	16	1	0	42	75	342	459	1,544	29.73%
REED PCT 002	160	315	475	16	0	0	64	90	337	491	1,708	28.75%
REED PCT 003	110	276	386	13	0	0	44	91	264	399	1,152	34.64%
Totals	372	931	1,303	45	1	0	150	256	943	1,349	4,404	30.63%

No votes cast for this district in Grundy County.

Canvass Results Report

Will County Election Night 4/1/2025

Run Time 12:34 PM

Run Date 04/16/2025

WILL COUNTY, ILLINOIS

CONSOLIDATED ELECTION - APRIL 1, 2025

4/1/2025

Page 6

Official Results

Registered Voters
79978 of 453563 = 17.63%

Precincts Reporting
310 of 310 = 100.00%

CITY OF BRAIDWOOD (Grundy & Will Counties) For Commissioner of Public Health and Safety (To serve an unexpired 2-year term) - (Vote for one)

Precinct	Ronald Wilczak Sr	James "Moose" Mikel	Cast Votes	Undervotes	Overvotes	Unresolved write-ins	Vote by Mail Ballots Cast	Early Voting Ballots Cast	Election Day Voting Ballots Cast	Total Ballots Cast	Registered Voters	Turnout Percentage
REED PCT 001	95	348	443	14	2	0	42	75	342	459	1,544	29.73%
REED PCT 002	135	340	475	16	0	0	64	90	337	491	1,708	28.75%
REED PCT 003	81	309	390	9	0	0	44	91	264	399	1,152	34.64%
Totals	311	997	1,308	39	2	0	150	256	943	1,349	4,404	30.63%

No votes cast for this district in Grundy County.

Canvass Results Report

Will County Election Night 4/1/2025

Run Time 12:34 PM

Run Date 04/16/2025

WILL COUNTY, ILLINOIS

CONSOLIDATED ELECTION - APRIL 1, 2025

4/1/2025

Page 7

Official Results

Registered Voters
79978 of 453563 = 17.63%

Precincts Reporting
310 of 310 = 100.00%

CITY OF CREST HILL For Mayor - (Vote for one)

Precinct	Marco Coladipietro, IND	Raymond R. Soliman, IND	Cast Votes	Undervotes	Overvotes	Unresolved write-ins	Vote by Mail Ballots Cast	Early Voting Ballots Cast	Election Day Voting Ballots Cast	Total Ballots Cast	Registered Voters	Turnout Percentage
JOLIET PCT 001	23	29	52	10	0	0	19	8	35	62	826	7.51%
JOLIET PCT 002	1	1	2	0	0	0	1	0	1	2	7	28.57%
LOCKPORT PCT 013	159	717	876	18	1	0	232	101	562	895	1,947	45.97%
LOCKPORT PCT 014	155	104	259	3	0	0	59	25	178	262	1,091	24.01%
LOCKPORT PCT 015	135	89	224	4	0	0	44	16	168	228	1,212	18.81%
LOCKPORT PCT 020	205	132	337	3	0	0	78	36	226	340	1,176	28.91%
LOCKPORT PCT 021	130	104	234	8	0	0	79	28	135	242	1,384	17.49%
LOCKPORT PCT 022	164	103	267	1	0	0	55	34	179	268	1,099	24.39%
LOCKPORT PCT 023	96	100	196	5	0	0	39	22	140	201	1,033	19.46%
PLAINFIELD PCT 034	94	50	144	1	0	0	33	9	103	145	782	18.54%
TROY PCT 006	34	25	59	3	0	0	15	8	39	62	541	11.46%
Totals	1,196	1,454	2,650	56	1	0	654	287	1,766	2,707	11,098	24.39%

Canvass Results Report

Will County Election Night 4/1/2025

Run Time 12:34 PM

Run Date 04/16/2025

WILL COUNTY, ILLINOIS

CONSOLIDATED ELECTION - APRIL 1, 2025

4/1/2025

Page 8

Official Results

Registered Voters
79978 of 453563 = 17.63%

Precincts Reporting
310 of 310 = 100.00%

CITY OF CREST HILL For Clerk - (Vote for one)

Precinct	Christine Vershay-Hall, IND	Cast Votes	Undervotes	Overvotes	Unresolved write-ins	Vote by Mail Ballots Cast	Early Voting Ballots Cast	Election Day Voting Ballots Cast	Total Ballots Cast	Registered Voters	Turnout Percentage
JOLIET PCT 001	52	52	10	0	0	19	8	35	62	826	7.51%
JOLIET PCT 002	2	2	0	0	0	1	0	1	2	7	28.57%
LOCKPORT PCT 013	778	778	117	0	0	232	101	562	895	1,947	45.97%
LOCKPORT PCT 014	224	224	38	0	0	59	25	178	262	1,091	24.01%
LOCKPORT PCT 015	196	196	32	0	0	44	16	168	228	1,212	18.81%
LOCKPORT PCT 020	275	275	65	0	0	78	36	226	340	1,176	28.91%
LOCKPORT PCT 021	206	206	36	0	0	79	28	135	242	1,384	17.49%
LOCKPORT PCT 022	228	228	40	0	0	55	34	179	268	1,099	24.39%
LOCKPORT PCT 023	170	170	31	0	0	39	22	140	201	1,033	19.46%
PLAINFIELD PCT 034	127	127	18	0	0	33	9	103	145	782	18.54%
TROY PCT 006	52	52	10	0	0	15	8	39	62	541	11.46%
Totals	2,310	2,310	397	0	0	654	287	1,766	2,707	11,098	24.39%

Canvass Results Report

Will County Election Night 4/1/2025

Run Time 12:34 PM

Run Date 04/16/2025

WILL COUNTY, ILLINOIS

CONSOLIDATED ELECTION - APRIL 1, 2025

4/1/2025

Page 9

Official Results

Registered Voters
79978 of 453563 = 17.63%

Precincts Reporting
310 of 310 = 100.00%

CITY OF CREST HILL For Treasurer - (Vote for one)

Precinct	Jamie Malloy, IND	Cast Votes	Undervotes	Overvotes	Unresolved write-ins	Vote by Mail Ballots Cast	Early Voting Ballots Cast	Election Day Voting Ballots Cast	Total Ballots Cast	Registered Voters	Turnout Percentage
JOLIET PCT 001	49	49	13	0	0	19	8	35	62	826	7.51%
JOLIET PCT 002	2	2	0	0	0	1	0	1	2	7	28.57%
LOCKPORT PCT 013	770	770	125	0	0	232	101	562	895	1,947	45.97%
LOCKPORT PCT 014	217	217	45	0	0	59	25	178	262	1,091	24.01%
LOCKPORT PCT 015	189	189	39	0	0	44	16	168	228	1,212	18.81%
LOCKPORT PCT 020	272	272	68	0	0	78	36	226	340	1,176	28.91%
LOCKPORT PCT 021	199	199	43	0	0	79	28	135	242	1,384	17.49%
LOCKPORT PCT 022	218	218	50	0	0	55	34	179	268	1,099	24.39%
LOCKPORT PCT 023	164	164	37	0	0	39	22	140	201	1,033	19.46%
PLAINFIELD PCT 034	124	124	21	0	0	33	9	103	145	782	18.54%
TROY PCT 006	50	50	12	0	0	15	8	39	62	541	11.46%
Totals	2,254	2,254	453	0	0	654	287	1,766	2,707	11,098	24.39%

Canvass Results Report

Will County Election Night 4/1/2025

Run Time 12:34 PM

Run Date 04/16/2025

WILL COUNTY, ILLINOIS

CONSOLIDATED ELECTION - APRIL 1, 2025

4/1/2025

Page 10

Official Results

Registered Voters
79978 of 453563 = 17.63%

Precincts Reporting
310 of 310 = 100.00%

CITY OF CREST HILL For Alderperson Ward 1 (To serve an unexpired 2-year term) - (Vote for one)

Precinct	Angelo Sante Deserio, IND	Cast Votes	Undervotes	Overvotes	Unresolved write-ins	Vote by Mail Ballots Cast	Early Voting Ballots Cast	Election Day Voting Ballots Cast	Total Ballots Cast	Registered Voters	Turnout Percentage
LOCKPORT PCT 015	0	0	0	0	0	0	0	0	0	47	0.00%
LOCKPORT PCT 021	19	19	4	0	0	10	0	13	23	135	17.04%
LOCKPORT PCT 022	188	188	71	0	0	54	32	173	259	1,060	24.43%
LOCKPORT PCT 023	157	157	44	0	0	39	22	140	201	1,033	19.46%
Totals	364	364	119	0	0	103	54	326	483	2,275	21.23%

Canvass Results Report

Will County Election Night 4/1/2025

Run Time 12:34 PM

Run Date 04/16/2025

WILL COUNTY, ILLINOIS

CONSOLIDATED ELECTION - APRIL 1, 2025

4/1/2025

Page 11

Official Results

Registered Voters
79978 of 453563 = 17.63%

Precincts Reporting
310 of 310 = 100.00%

CITY OF CREST HILL For Alderperson Ward 1 - (Vote for one)

Precinct	Scott Dyke, IND	Cast Votes	Undervotes	Overvotes	Unresolved write-ins	Vote by Mail Ballots Cast	Early Voting Ballots Cast	Election Day Voting Ballots Cast	Total Ballots Cast	Registered Voters	Turnout Percentage
LOCKPORT PCT 015	0	0	0	0	0	0	0	0	0	47	0.00%
LOCKPORT PCT 021	21	21	2	0	0	10	0	13	23	135	17.04%
LOCKPORT PCT 022	198	198	61	0	0	54	32	173	259	1,060	24.43%
LOCKPORT PCT 023	162	162	39	0	0	39	22	140	201	1,033	19.46%
Totals	381	381	102	0	0	103	54	326	483	2,275	21.23%

Canvass Results Report

Will County Election Night 4/1/2025

Run Time 12:34 PM

Run Date 04/16/2025

WILL COUNTY, ILLINOIS

CONSOLIDATED ELECTION - APRIL 1, 2025

4/1/2025

Page 12

Official Results

Registered Voters
79978 of 453563 = 17.63%

Precincts Reporting
310 of 310 = 100.00%

CITY OF CREST HILL For Alderperson Ward 2 - (Vote for one)

Precinct	Darrell Jefferson, IND	Cast Votes	Undervotes	Overvotes	Unresolved write-ins	Vote by Mail Ballots Cast	Early Voting Ballots Cast	Election Day Voting Ballots Cast	Total Ballots Cast	Registered Voters	Turnout Percentage
JOLIET PCT 002	2	2	0	0	0	1	0	1	2	7	28.57%
LOCKPORT PCT 015	197	197	31	0	0	44	16	168	228	1,165	19.57%
LOCKPORT PCT 021	177	177	42	0	0	69	28	122	219	1,249	17.53%
LOCKPORT PCT 022	9	9	0	0	0	1	2	6	9	39	23.08%
Totals	385	385	73	0	0	115	46	297	458	2,460	18.62%

Canvass Results Report

Will County Election Night 4/1/2025

Run Time 12:34 PM

Run Date 04/16/2025

WILL COUNTY, ILLINOIS

CONSOLIDATED ELECTION - APRIL 1, 2025

4/1/2025

Page 13

Official Results

Registered Voters
79978 of 453563 = 17.63%

Precincts Reporting
310 of 310 = 100.00%

CITY OF CREST HILL For Alderperson Ward 3 - (Vote for one)

Precinct	Mark Cipiti, IND	Cast Votes	Undervotes	Overvotes	Unresolved write-ins	Vote by Mail Ballots Cast	Early Voting Ballots Cast	Election Day Voting Ballots Cast	Total Ballots Cast	Registered Voters	Turnout Percentage
JOLIET PCT 001	45	45	17	0	0	19	8	35	62	826	7.51%
LOCKPORT PCT 020	128	128	31	0	0	38	21	100	159	427	37.24%
PLAINFIELD PCT 034	128	128	17	0	0	33	9	103	145	780	18.59%
TROY PCT 006	50	50	12	0	0	15	8	39	62	541	11.46%
Totals	351	351	77	0	0	105	46	277	428	2,574	16.63%

Canvass Results Report

Will County Election Night 4/1/2025

Run Time 12:34 PM

Run Date 04/16/2025

WILL COUNTY, ILLINOIS

CONSOLIDATED ELECTION - APRIL 1, 2025

4/1/2025

Page 14

Official Results

Registered Voters
79978 of 453563 = 17.63%

Precincts Reporting
310 of 310 = 100.00%

CITY OF CREST HILL For Alderperson Ward 4 - (Vote for one)

Precinct	Nathaniel "Nate" Albert, IND	Cast Votes	Undervotes	Overvotes	Unresolved write-ins	Vote by Mail Ballots Cast	Early Voting Ballots Cast	Election Day Voting Ballots Cast	Total Ballots Cast	Registered Voters	Turnout Percentage
LOCKPORT PCT 013	784	784	111	0	0	232	101	562	895	1,947	45.97%
LOCKPORT PCT 014	227	227	35	0	0	59	25	178	262	1,091	24.01%
LOCKPORT PCT 020	146	146	35	0	0	40	15	126	181	749	24.17%
PLAINFIELD PCT 034	0	0	0	0	0	0	0	0	0	2	0.00%
Totals	1,157	1,157	181	0	0	331	141	866	1,338	3,789	35.31%

Canvass Results Report

Will County Election Night 4/1/2025

Run Time 12:34 PM
Run Date 04/16/2025

WILL COUNTY, ILLINOIS

CONSOLIDATED ELECTION - APRIL 1, 2025

4/1/2025
Page 15

Official Results

Registered Voters
79978 of 453563 = 17.63%
Precincts Reporting
310 of 310 = 100.00%

CITY OF JOLIET (Kendall & Will Counties) For Councilmember At Large - (Vote for not more than three)

Precinct	Joe Clement*	Damon Zdunich	Juan Moreno*	Glenda Wright-McCullum	Jan Quillman*	Jim Lanham (W)	Larry Crawford (W)	Cast Votes	Undervotes	Overvotes	Unresolved write-ins	Vote by Mail Ballots Cast	Early Voting Ballots Cast	Election Day Voting Ballots Cast	Total Ballots Cast	Registered Voters	Turnout Percentage
CHANNAHON PCT 003	0	0	0	0	0	0	0	0	0	0	0	0	0	0	0	0	0.00%
JACKSON PCT 001	7	7	13	15	8	0	2	52	17	0	0	8	4	11	23	263	8.75%
JACKSON PCT 002	0	0	0	0	0	0	0	0	0	0	0	0	0	0	0	0	0.00%
JOLIET PCT 001	51	33	51	38	51	1	5	230	40	0	0	23	9	58	90	577	15.60%
JOLIET PCT 002	112	104	95	80	101	4	6	502	122	0	0	55	19	134	208	1,219	17.06%
JOLIET PCT 003	109	76	76	45	93	2	3	404	118	0	0	45	23	106	174	1,184	14.70%
JOLIET PCT 004	50	48	55	40	52	8	8	261	78	0	0	32	19	62	113	1,220	9.26%
JOLIET PCT 005	30	26	33	68	28	2	5	192	66	0	0	24	20	42	86	943	9.12%
JOLIET PCT 006	35	17	45	49	29	3	4	182	73	0	0	18	20	47	85	928	9.16%
JOLIET PCT 007	57	18	51	111	54	0	11	302	121	1	0	37	25	80	142	852	16.67%
JOLIET PCT 008	64	57	65	59	69	4	0	318	69	0	0	43	16	70	129	1,059	12.18%
JOLIET PCT 009	101	85	97	100	90	7	7	487	158	2	0	75	38	104	217	1,912	11.35%
JOLIET PCT 010	117	115	100	80	113	16	5	546	135	0	0	71	29	127	227	1,401	16.20%
JOLIET PCT 011	93	102	87	72	74	3	5	436	155	1	0	41	31	126	198	1,329	14.90%
JOLIET PCT 012	48	37	47	35	48	1	5	221	94	0	0	26	21	58	105	1,219	8.61%
JOLIET PCT 013	27	14	65	36	33	2	7	184	59	0	0	20	23	38	81	1,145	7.07%
JOLIET PCT 014	36	27	93	33	36	0	2	227	91	0	0	27	16	63	106	1,132	9.36%
JOLIET PCT 015	11	3	16	10	12	0	2	54	21	0	0	3	4	18	25	420	5.95%
JOLIET PCT 016	50	23	36	80	52	0	8	249	87	2	0	26	22	66	114	791	14.41%
JOLIET PCT 017	142	142	129	80	131	2	7	633	162	2	0	79	35	153	267	1,310	20.38%
JOLIET PCT 018	191	286	204	142	181	13	4	1,021	260	0	0	106	55	266	427	1,368	31.21%

Canvass Results Report

Will County Election Night 4/1/2025

Run Time 12:34 PM

Run Date 04/16/2025

WILL COUNTY, ILLINOIS

CONSOLIDATED ELECTION - APRIL 1, 2025

4/1/2025

Page 16

Official Results

Registered Voters

79978 of 453563 = 17.63%

Precincts Reporting

310 of 310 = 100.00%

CITY OF JOLIET (Kendall & Will Counties) For Councilmember At Large - (Vote for not more than three)

Precinct	Joe Clement*	Damon Zdunich	Juan Moreno*	Glenda Wright-McCullum	Jan Quillman*	Jim Lanham (W)	Larry Crawford (W)	Cast Votes	Undervotes	Overvotes	Unresolved write-ins	Vote by Mail Ballots Cast	Early Voting Ballots Cast	Election Day Voting Ballots Cast	Total Ballots Cast	Registered Voters	Turnout Percentage
JOLIET PCT 019	93	126	109	83	110	3	9	533	163	0	0	46	51	135	232	1,154	20.10%
JOLIET PCT 020	139	221	118	76	151	4	4	713	250	0	0	64	54	203	321	1,111	28.89%
JOLIET PCT 021	50	49	45	38	42	1	4	229	41	2	0	15	11	66	92	658	13.98%
JOLIET PCT 022	73	48	64	44	72	3	1	305	85	0	0	28	21	81	130	1,025	12.68%
JOLIET PCT 023	27	42	32	46	31	2	2	182	76	0	0	29	15	42	86	1,042	8.25%
JOLIET PCT 024	36	31	46	50	37	1	7	208	77	0	0	30	10	55	95	1,111	8.55%
JOLIET PCT 025	70	68	55	51	64	2	1	311	76	0	0	57	12	60	129	833	15.49%
JOLIET PCT 026	69	70	61	67	66	3	10	346	98	0	0	48	26	74	148	1,175	12.60%
JOLIET PCT 027	43	32	31	34	39	1	7	187	47	0	0	12	18	48	78	885	8.81%
JOLIET PCT 028	22	9	41	69	31	0	10	182	91	0	0	21	14	56	91	891	10.21%
JOLIET PCT 029	31	18	39	51	27	1	8	175	83	0	0	24	21	41	86	699	12.30%
JOLIET PCT 031	69	74	77	70	60	4	4	358	119	0	0	44	35	80	159	1,197	13.28%
JOLIET PCT 032	41	16	36	72	38	0	6	209	70	1	0	25	22	47	94	852	11.03%
JOLIET PCT 034	23	10	28	40	23	4	8	136	44	1	0	13	14	34	61	584	10.45%
JOLIET PCT 035	30	12	19	49	25	0	5	140	49	0	0	19	16	28	63	384	16.41%
JOLIET PCT 036	2	2	0	2	0	0	0	6	0	0	0	0	1	1	2	7	28.57%
JOLIET PCT 037	9	5	12	12	7	0	1	46	17	0	0	10	5	6	21	168	12.50%
LOCKPORT PCT 020	0	0	0	0	0	0	0	0	0	0	0	0	0	0	0	28	0.00%
NEW LENOX PCT 001	62	40	66	27	67	2	1	265	89	1	0	34	14	71	119	1,304	9.13%
NEW LENOX PCT 003	81	46	73	54	84	2	0	340	146	1	0	50	18	95	163	1,200	13.58%
PLAINFIELD PCT 015	18	27	27	23	35	0	0	130	68	1	0	31	8	28	67	398	16.83%

Canvass Results Report

Will County Election Night 4/1/2025

Run Time 12:34 PM
Run Date 04/16/2025

WILL COUNTY, ILLINOIS

CONSOLIDATED ELECTION - APRIL 1, 2025

4/1/2025
Page 17

Official Results

Registered Voters
79978 of 453563 = 17.63%
Precincts Reporting
310 of 310 = 100.00%

CITY OF JOLIET (Kendall & Will Counties) For Councilmember At Large - (Vote for not more than three)

Precinct	Joe Clement*	Damon Zdunich	Juan Moreno*	Glenda Wright-McCullum	Jan Quillman*	Jim Lanham (W)	Larry Crawford (W)	Cast Votes	Undervotes	Overvotes	Unresolved write-ins	Vote by Mail Ballots Cast	Early Voting Ballots Cast	Election Day Voting Ballots Cast	Total Ballots Cast	Registered Voters	Turnout Percentage
PLAINFIELD PCT 017	52	42	60	58	49	3	0	264	69	0	0	47	10	54	111	1,397	7.95%
PLAINFIELD PCT 018	79	44	80	74	75	0	0	352	113	0	0	50	15	90	155	1,277	12.14%
PLAINFIELD PCT 019	84	48	103	60	84	1	4	384	147	1	0	40	35	103	178	1,865	9.54%
PLAINFIELD PCT 020	144	79	118	82	136	1	0	560	127	4	0	98	42	93	233	1,763	13.22%
PLAINFIELD PCT 021	65	50	54	41	64	5	0	279	75	2	0	50	11	59	120	801	14.98%
PLAINFIELD PCT 022	26	15	34	32	31	3	0	141	60	0	0	23	15	29	67	706	9.49%
PLAINFIELD PCT 023	62	41	56	39	49	3	0	250	68	2	0	25	20	63	108	722	14.96%
PLAINFIELD PCT 024	56	59	44	43	65	0	2	269	64	0	0	42	8	61	111	390	28.46%
PLAINFIELD PCT 025	71	39	83	66	86	0	1	346	137	4	0	65	19	81	165	1,792	9.21%
PLAINFIELD PCT 026	60	42	65	50	52	0	0	269	106	2	0	50	15	62	127	1,955	6.50%
PLAINFIELD PCT 027	59	43	65	52	52	5	1	277	98	1	0	48	12	66	126	1,271	9.91%
PLAINFIELD PCT 028	68	41	65	61	61	1	0	297	126	0	0	46	15	80	141	1,532	9.20%
PLAINFIELD PCT 029	78	59	82	59	86	0	1	365	124	1	0	61	16	87	164	1,363	12.03%
PLAINFIELD PCT 030	85	52	80	69	93	1	0	380	148	0	0	57	23	96	176	1,312	13.41%
PLAINFIELD PCT 031	61	44	78	54	59	0	0	296	139	0	0	50	21	74	145	1,243	11.67%
PLAINFIELD PCT 032	86	66	88	65	91	1	2	399	114	1	0	63	16	93	172	1,312	13.11%
PLAINFIELD PCT 033	126	92	144	90	128	3	2	585	132	0	0	80	42	117	239	1,383	17.28%
PLAINFIELD PCT 034	22	16	23	22	18	2	0	103	23	0	0	14	9	19	42	273	15.38%
PLAINFIELD PCT 035	66	42	90	75	73	0	1	347	121	2	0	49	13	96	158	1,431	11.04%
TROY PCT 001	79	60	81	82	75	4	4	385	119	0	0	65	14	89	168	2,850	5.89%
TROY PCT 002	44	30	48	39	48	0	0	209	76	0	0	27	15	53	95	1,825	5.21%

Canvass Results Report

Will County Election Night 4/1/2025

Run Time 12:34 PM

Run Date 04/16/2025

WILL COUNTY, ILLINOIS

CONSOLIDATED ELECTION - APRIL 1, 2025

4/1/2025

Page 18

Official Results

Registered Voters
79978 of 453563 = 17.63%

Precincts Reporting
310 of 310 = 100.00%

CITY OF JOLIET (Kendall & Will Counties) For Councilmember At Large - (Vote for not more than three)

Precinct	Joe Clement*	Damon Zdunich	Juan Moreno*	Glenda Wright-McCullum	Jan Quillman*	Jim Lanham (W)	Larry Crawford (W)	Cast Votes	Undervotes	Overvotes	Unresolved write-ins	Vote by Mail Ballots Cast	Early Voting Ballots Cast	Election Day Voting Ballots Cast	Total Ballots Cast	Registered Voters	Turnout Percentage
TROY PCT 003	0	0	0	0	0	0	0	0	0	0	0	0	0	0	0	24	0.00%
TROY PCT 004	92	64	104	51	94	0	5	410	109	0	0	38	25	110	173	1,083	15.97%
TROY PCT 005	101	110	98	61	96	2	2	470	121	0	0	78	34	85	197	981	20.08%
TROY PCT 006	2	1	1	2	3	0	0	9	6	0	0	0	0	5	5	20	25.00%
TROY PCT 008	153	151	101	68	144	8	2	627	201	0	0	95	39	142	276	1,913	14.43%
TROY PCT 009	61	61	68	61	67	2	3	323	127	0	0	35	32	83	150	949	15.81%
TROY PCT 011	173	236	150	95	172	18	12	856	296	0	0	92	83	209	384	1,370	28.03%
TROY PCT 012	101	125	77	65	95	5	2	470	160	0	0	34	41	135	210	874	24.03%
TROY PCT 016	169	175	147	134	168	11	6	810	213	1	0	99	77	166	342	1,897	18.03%
TROY PCT 018	79	84	71	73	84	2	1	394	128	1	0	54	29	92	175	1,507	11.61%
TROY PCT 019	66	43	60	82	55	5	6	317	82	0	0	23	32	78	133	1,839	7.23%
Totals	4,789	4,220	4,755	4,036	4,717	187	241	22,945	7,244	37	0	2,957	1,593	5,550	10,100	77,898	12.97%

I, the undersigned do hereby certify that on April 22, 2025, I canvassed the returns of an election held on April 1, 2025 for CITY OF JOLIET and I proclaim that a total of **10,846** voters requested and received ballots and I do further certify the number of votes received for each candidate for this office, **and the winners are denoted with an asterisk next to his or her name.**

I further certify that the above is a true and complete Abstract of Votes and was prepared in my presence on April 22, 2025.



Annette Parker, County Clerk
The County of Will, Illinois

JURISDICTIONAL CANVASS
 RUN DATE:04/15/25 03:02 PM

CITY OF JOLIET
 APRIL 1, 2025
 KENDALL COUNTY, ILLINOIS
 WITH 8 OF 8 PRECINCTS REPORTING

OFFICIAL
 REPORT-EL86 PAGE 001

VOTES	PERCENT		VOTES	PERCENT
746		COUNCILPERSON AT-LARGE CITY OF JOLIET		
		(VOTE FOR) 3		
		02 = Joe Clement	346	20.29
		03 = Damon Zdunich	223	13.08
		04 = Juan Moreno	433	25.40
		05 = Glenda Wright-McCullum	316	18.53
		06 = Jan Quillman	368	21.58
		07 = WRITE-IN	19	1.11

01 = BALLOTS CAST

	01	02	03	04	05	06	07
0068 NA AU SAY 1	12	7	3	2	2	7	0
0069 NA AU SAY 2	132	56	44	82	51	65	4
0070 NA AU SAY 3	76	35	29	38	32	42	0
0071 NA AU SAY 4	94	45	30	56	35	52	0
0072 NA AU SAY 5	88	34	16	52	44	33	3
0073 NA AU SAY 6	107	50	38	60	53	49	4
0077 SEWARD 2	110	62	35	65	42	64	2
0078 SEWARD 3	127	57	28	78	57	56	6

CONSOLIDATED ELECTION

April 1, 2025

LIST OF PERSONS WHO FILED A DECLARATION

OF

INTENT TO BE A WRITE-IN CANDIDATE

OFFICIAL RESULTS

KENDALL COUNTY

NAME	ADDRESS	OFFICE THE PERSON SEEKS	Votes Received
Larry Crawford	613 N Hickory Street, Joliet	City of Joliet Councilperson At-Large	9
Jim Lanham	4230 Doe Court, Joliet	City of Joliet Councilperson At-Large	5
Rebecca Nelson	1504 Ronie Drive, Sandwich	City of Sandwich Alderperson Ward 4	6
Matthew Anzelc	15431 Brisbon Road, Minooka	Lisbon Township Road Commissioner	111
Scott McCleary	206 S Gladstone, Aurora	Aurora Library Trustee	2
Eric Bernaeki	2210 Ashby Lane, Plainfield	Will County ROE Trustee	2

Canvass Results Report

Will County Election Night 4/1/2025

Run Time 12:34 PM

Run Date 04/16/2025

WILL COUNTY, ILLINOIS

CONSOLIDATED ELECTION - APRIL 1, 2025

4/1/2025

Page 19

Official Results

Registered Voters
79978 of 453563 = 17.63%

Precincts Reporting
310 of 310 = 100.00%

CITY OF LOCKPORT For Mayor - (Vote for one)

Precinct	Steven Streit, IND	Darren A. Deskin, IND	Rich Davis (W)	Cast Votes	Undervotes	Overvotes	Unresolved write-ins	Vote by Mail Ballots Cast	Early Voting Ballots Cast	Election Day Voting Ballots Cast	Total Ballots Cast	Registered Voters	Turnout Percentage
HOMER PCT 001	28	8	0	36	0	0	0	6	7	23	36	402	8.96%
HOMER PCT 013	155	20	2	177	6	0	0	61	24	98	183	1,326	13.80%
HOMER PCT 014	71	8	0	79	3	0	0	12	5	65	82	735	11.16%
HOMER PCT 015	192	44	0	236	14	0	0	61	51	138	250	1,892	13.21%
HOMER PCT 016	216	31	1	248	8	0	0	69	29	158	256	1,764	14.51%
HOMER PCT 018	185	27	1	213	9	0	0	47	36	139	222	1,988	11.17%
HOMER PCT 019	76	18	0	94	5	1	0	26	9	65	100	934	10.71%
LOCKPORT PCT 005	101	21	3	125	5	0	0	20	35	75	130	549	23.68%
LOCKPORT PCT 010	220	44	6	270	16	1	0	39	58	190	287	1,160	24.74%
LOCKPORT PCT 011	266	79	13	358	16	1	0	74	100	201	375	1,366	27.45%
LOCKPORT PCT 012	205	53	1	259	12	0	0	55	63	153	271	1,008	26.88%
LOCKPORT PCT 016	267	53	7	327	14	1	0	64	83	195	342	1,494	22.89%
LOCKPORT PCT 017	339	82	12	433	18	0	0	87	122	242	451	1,423	31.69%
LOCKPORT PCT 018	179	65	0	244	16	0	0	68	61	131	260	1,263	20.59%
LOCKPORT PCT 019	306	51	2	359	31	0	0	112	82	196	390	1,306	29.86%
Totals	2,806	604	48	3,458	173	4	0	801	765	2,069	3,635	18,610	19.53%

Canvass Results Report

Will County Election Night 4/1/2025

Run Time 12:34 PM

Run Date 04/16/2025

WILL COUNTY, ILLINOIS

CONSOLIDATED ELECTION - APRIL 1, 2025

4/1/2025

Page 20

Official Results

Registered Voters
79978 of 453563 = 17.63%

Precincts Reporting
310 of 310 = 100.00%

CITY OF LOCKPORT For Clerk - (Vote for one)

Precinct	Kathleen Gentile, IND	Cast Votes	Undervotes	Overvotes	Unresolved write-ins	Vote by Mail Ballots Cast	Early Voting Ballots Cast	Election Day Voting Ballots Cast	Total Ballots Cast	Registered Voters	Turnout Percentage
HOMER PCT 001	26	26	10	0	0	6	7	23	36	402	8.96%
HOMER PCT 013	139	139	44	0	0	61	24	98	183	1,326	13.80%
HOMER PCT 014	54	54	28	0	0	12	5	65	82	735	11.16%
HOMER PCT 015	193	193	57	0	0	61	51	138	250	1,892	13.21%
HOMER PCT 016	199	199	57	0	0	69	29	158	256	1,764	14.51%
HOMER PCT 018	170	170	52	0	0	47	36	139	222	1,988	11.17%
HOMER PCT 019	74	74	26	0	0	26	9	65	100	934	10.71%
LOCKPORT PCT 005	101	101	29	0	0	20	35	75	130	549	23.68%
LOCKPORT PCT 010	230	230	57	0	0	39	58	190	287	1,160	24.74%
LOCKPORT PCT 011	289	289	86	0	0	74	100	201	375	1,366	27.45%
LOCKPORT PCT 012	215	215	56	0	0	55	63	153	271	1,008	26.88%
LOCKPORT PCT 016	269	269	73	0	0	64	83	195	342	1,494	22.89%
LOCKPORT PCT 017	336	336	115	0	0	87	122	242	451	1,423	31.69%
LOCKPORT PCT 018	184	184	76	0	0	68	61	131	260	1,263	20.59%
LOCKPORT PCT 019	315	315	75	0	0	112	82	196	390	1,306	29.86%
Totals	2,794	2,794	841	0	0	801	765	2,069	3,635	18,610	19.53%

Canvass Results Report

Will County Election Night 4/1/2025

Run Time 12:34 PM

Run Date 04/16/2025

WILL COUNTY, ILLINOIS

CONSOLIDATED ELECTION - APRIL 1, 2025

4/1/2025

Page 21

Official Results

Registered Voters
79978 of 453563 = 17.63%

Precincts Reporting
310 of 310 = 100.00%

CITY OF LOCKPORT For Treasurer - (Vote for one)

Precinct	David Palya, IND	Cast Votes	Undervotes	Overvotes	Unresolved write-ins	Vote by Mail Ballots Cast	Early Voting Ballots Cast	Election Day Voting Ballots Cast	Total Ballots Cast	Registered Voters	Turnout Percentage
HOMER PCT 001	26	26	10	0	0	6	7	23	36	402	8.96%
HOMER PCT 013	136	136	47	0	0	61	24	98	183	1,326	13.80%
HOMER PCT 014	50	50	32	0	0	12	5	65	82	735	11.16%
HOMER PCT 015	188	188	62	0	0	61	51	138	250	1,892	13.21%
HOMER PCT 016	201	201	55	0	0	69	29	158	256	1,764	14.51%
HOMER PCT 018	168	168	54	0	0	47	36	139	222	1,988	11.17%
HOMER PCT 019	75	75	25	0	0	26	9	65	100	934	10.71%
LOCKPORT PCT 005	104	104	26	0	0	20	35	75	130	549	23.68%
LOCKPORT PCT 010	232	232	55	0	0	39	58	190	287	1,160	24.74%
LOCKPORT PCT 011	296	296	79	0	0	74	100	201	375	1,366	27.45%
LOCKPORT PCT 012	213	213	58	0	0	55	63	153	271	1,008	26.88%
LOCKPORT PCT 016	268	268	74	0	0	64	83	195	342	1,494	22.89%
LOCKPORT PCT 017	332	332	119	0	0	87	122	242	451	1,423	31.69%
LOCKPORT PCT 018	187	187	73	0	0	68	61	131	260	1,263	20.59%
LOCKPORT PCT 019	305	305	85	0	0	112	82	196	390	1,306	29.86%
Totals	2,781	2,781	854	0	0	801	765	2,069	3,635	18,610	19.53%

Canvass Results Report

Will County Election Night 4/1/2025

Run Time 12:34 PM

Run Date 04/16/2025

WILL COUNTY, ILLINOIS

CONSOLIDATED ELECTION - APRIL 1, 2025

4/1/2025

Page 22

Official Results

Registered Voters
79978 of 453563 = 17.63%

Precincts Reporting
310 of 310 = 100.00%

CITY OF LOCKPORT For Alderperson Ward 1 - (Vote for one)

Precinct	Mark R. Lobes, IND	Susan King, IND	Cast Votes	Undervotes	Overvotes	Unresolved write-ins	Vote by Mail Ballots Cast	Early Voting Ballots Cast	Election Day Voting Ballots Cast	Total Ballots Cast	Registered Voters	Turnout Percentage
HOMER PCT 001	10	22	32	1	0	0	4	7	22	33	185	17.84%
HOMER PCT 013	37	108	145	17	0	0	54	23	85	162	1,094	14.81%
HOMER PCT 014	24	45	69	13	0	0	12	5	65	82	735	11.16%
HOMER PCT 016	73	134	207	23	0	0	64	27	139	230	1,438	15.99%
HOMER PCT 019	20	24	44	8	0	0	11	6	35	52	561	9.27%
Totals	164	333	497	62	0	0	145	68	346	559	4,013	13.93%

Canvass Results Report

Will County Election Night 4/1/2025

Run Time 12:34 PM

Run Date 04/16/2025

WILL COUNTY, ILLINOIS

CONSOLIDATED ELECTION - APRIL 1, 2025

4/1/2025

Page 23

Official Results

Registered Voters
79978 of 453563 = 17.63%

Precincts Reporting
310 of 310 = 100.00%

CITY OF LOCKPORT For Alderperson Ward 2 - (Vote for one)

Precinct	Patrick L. McDonald, IND	Joseph Fracaro, IND	Cast Votes	Undervotes	Overvotes	Unresolved write-ins	Vote by Mail Ballots Cast	Early Voting Ballots Cast	Election Day Voting Ballots Cast	Total Ballots Cast	Registered Voters	Turnout Percentage
LOCKPORT PCT 005	68	36	104	25	1	0	20	35	75	130	549	23.68%
LOCKPORT PCT 010	145	96	241	46	0	0	39	58	190	287	1,160	24.74%
LOCKPORT PCT 011	159	168	327	48	0	0	74	100	201	375	1,366	27.45%
LOCKPORT PCT 012	159	83	242	26	3	0	55	63	153	271	1,008	26.88%
LOCKPORT PCT 017	137	134	271	44	1	0	60	86	170	316	942	33.55%
Totals	668	517	1,185	189	5	0	248	342	789	1,379	5,025	27.44%

Canvass Results Report

Will County Election Night 4/1/2025

Run Time 12:34 PM

Run Date 04/16/2025

WILL COUNTY, ILLINOIS

CONSOLIDATED ELECTION - APRIL 1, 2025

4/1/2025

Page 24

Official Results

Registered Voters
79978 of 453563 = 17.63%

Precincts Reporting
310 of 310 = 100.00%

CITY OF LOCKPORT For Alderperson Ward 3 - (Vote for one)

Precinct	Christina Bergbower, IND	Timothy J. Russ, IND	Cast Votes	Undervotes	Overvotes	Unresolved write-ins	Vote by Mail Ballots Cast	Early Voting Ballots Cast	Election Day Voting Ballots Cast	Total Ballots Cast	Registered Voters	Turnout Percentage
HOMER PCT 001	3	0	3	0	0	0	2	0	1	3	217	1.38%
LOCKPORT PCT 016	183	131	314	27	1	0	64	83	195	342	1,494	22.89%
LOCKPORT PCT 017	68	55	123	12	0	0	27	36	72	135	481	28.07%
LOCKPORT PCT 018	117	95	212	48	0	0	68	61	131	260	1,263	20.59%
LOCKPORT PCT 019	212	112	324	66	0	0	112	82	196	390	1,306	29.86%
Totals	583	393	976	153	1	0	273	262	595	1,130	4,761	23.73%

Canvass Results Report

Will County Election Night 4/1/2025

Run Time 12:34 PM

Run Date 04/16/2025

WILL COUNTY, ILLINOIS

CONSOLIDATED ELECTION - APRIL 1, 2025

4/1/2025

Page 25

Official Results

Registered Voters
79978 of 453563 = 17.63%

Precincts Reporting
310 of 310 = 100.00%

CITY OF LOCKPORT For Alderperson Ward 4 - (Vote for one)

Precinct	Steven Cardamone, IND	Cast Votes	Undervotes	Overvotes	Unresolved write-ins	Vote by Mail Ballots Cast	Early Voting Ballots Cast	Election Day Voting Ballots Cast	Total Ballots Cast	Registered Voters	Turnout Percentage
HOMER PCT 013	17	17	4	0	0	7	1	13	21	232	9.05%
HOMER PCT 015	187	187	63	0	0	61	51	138	250	1,892	13.21%
HOMER PCT 016	18	18	8	0	0	5	2	19	26	326	7.98%
HOMER PCT 018	175	175	47	0	0	47	36	139	222	1,988	11.17%
HOMER PCT 019	31	31	17	0	0	15	3	30	48	373	12.87%
Totals	428	428	139	0	0	135	93	339	567	4,811	11.79%

Canvass Results Report

Will County Election Night 4/1/2025

Run Time 12:34 PM

Run Date 04/16/2025

WILL COUNTY, ILLINOIS

CONSOLIDATED ELECTION - APRIL 1, 2025

4/1/2025

Page 26

Official Results

Registered Voters

79978 of 453563 = 17.63%

Precincts Reporting

310 of 310 = 100.00%

CITY OF NAPERVILLE (DuPage & Will Counties) For Councilmember - (Vote for not more than four)

Precinct	Benjamin (Benny) White	Mary Gibson	Jennifer Bruzan Taylor	Ian Holzhauser	Derek McDaniel	Meghna Bansal	Ashfaq Syed	Nag Jaiswal	Cast Votes	Undervotes	Overvotes	Unresolved write-ins	Vote by Mail Ballots Cast	Early Voting Ballots Cast	Election Day Voting Ballots Cast	Total Ballots Cast	Registered Voters	Turnout Percentage
DUPAGE PCT 001	218	222	156	209	133	113	174	58	1,283	173	0	0	105	89	170	364	1,652	22.03%
DUPAGE PCT 002	236	210	131	212	109	111	207	63	1,279	145	2	0	111	115	132	358	1,418	25.25%
DUPAGE PCT 003	250	216	156	222	138	123	203	53	1,361	183	1	0	85	104	198	387	1,499	25.82%
DUPAGE PCT 007	193	200	122	193	103	91	172	41	1,115	153	1	0	91	80	147	318	1,341	23.71%
WHEATLAND PCT 002	516	447	382	487	330	350	393	201	3,106	398	2	0	314	360	204	878	2,093	41.95%
WHEATLAND PCT 003	198	166	134	149	120	197	178	121	1,263	409	0	0	81	165	172	418	1,785	23.42%
WHEATLAND PCT 004	204	176	120	167	66	100	168	66	1,067	261	1	0	87	128	118	333	2,033	16.38%
WHEATLAND PCT 005	213	197	130	181	104	146	193	98	1,262	278	2	0	85	169	133	387	1,697	22.80%
WHEATLAND PCT 006	121	112	71	106	61	66	112	34	683	109	0	0	46	75	77	198	708	27.97%
WHEATLAND PCT 007	171	161	119	157	99	105	136	46	994	138	0	0	66	103	114	283	1,251	22.62%
WHEATLAND PCT 008	213	195	93	197	94	100	177	44	1,113	171	0	0	99	85	137	321	1,337	24.01%
WHEATLAND PCT 009	285	262	205	249	137	128	243	81	1,590	170	2	0	110	142	190	442	1,387	31.87%
WHEATLAND PCT 010	171	147	139	138	123	141	125	93	1,077	211	0	0	73	126	123	322	1,207	26.68%
WHEATLAND PCT 011	185	188	120	169	84	222	176	194	1,338	526	0	0	119	228	119	466	1,749	26.64%
WHEATLAND PCT 012	179	169	108	160	87	176	158	129	1,166	386	1	0	77	195	117	389	1,719	22.63%
WHEATLAND PCT 013	103	83	51	79	49	76	76	49	566	138	0	0	59	74	43	176	830	21.20%
WHEATLAND PCT 014	239	253	183	213	166	187	193	130	1,564	268	0	0	108	211	139	458	1,535	29.84%
WHEATLAND PCT 015	217	171	156	163	139	165	173	128	1,312	292	1	0	88	170	144	402	1,562	25.74%
WHEATLAND PCT 016	1	0	1	0	1	1	0	0	4	4	0	0	0	1	1	2	71	2.82%
WHEATLAND PCT 017	137	137	81	123	64	74	131	55	802	142	0	0	69	66	101	236	1,024	23.05%
WHEATLAND PCT 018	202	212	160	179	130	154	162	108	1,307	201	0	0	92	149	136	377	1,471	25.63%

Canvass Results Report

Will County Election Night 4/1/2025

Run Time 12:34 PM
Run Date 04/16/2025

WILL COUNTY, ILLINOIS

CONSOLIDATED ELECTION - APRIL 1, 2025

4/1/2025
Page 27

Official Results

Registered Voters
79978 of 453563 = 17.63%
Precincts Reporting
310 of 310 = 100.00%

CITY OF NAPERVILLE (DuPage & Will Counties) For Councilmember - (Vote for not more than four)

Precinct	Benjamin (Benny) White	Mary Gibson	Jennifer Bruzan Taylor	Ian Holzhauser	Derek McDaniel	Meghna Bansal	Ashfaq Syed	Nag Jaiswal	Cast Votes	Undervotes	Overvotes	Unresolved write-ins	Vote by Mail Ballots Cast	Early Voting Ballots Cast	Election Day Voting Ballots Cast	Total Ballots Cast	Registered Voters	Turnout Percentage
WHEATLAND PCT 020	142	130	112	120	105	108	121	71	909	215	0	0	51	94	136	281	1,331	21.11%
WHEATLAND PCT 021	165	164	127	152	106	116	143	77	1,050	202	0	0	73	108	132	313	1,375	22.76%
WHEATLAND PCT 024	242	217	121	203	110	116	210	60	1,279	269	2	0	88	133	168	389	1,950	19.95%
WHEATLAND PCT 037	136	138	67	123	50	113	142	113	882	266	1	0	75	117	96	288	1,451	19.85%
Totals	4,937	4,573	3,245	4,351	2,708	3,279	4,166	2,113	29,372	5,708	16	0	2,252	3,287	3,247	8,786	35,476	24.77%

This political subdivision has been canvassed by the election authority in which their principal office is located.

Canvass Results Report

Will County Election Night 4/1/2025

Run Time 12:34 PM

Run Date 04/16/2025

WILL COUNTY, ILLINOIS

CONSOLIDATED ELECTION - APRIL 1, 2025

4/1/2025

Page 28

Official Results

Registered Voters
79978 of 453563 = 17.63%

Precincts Reporting
310 of 310 = 100.00%

CITY OF WILMINGTON For Mayor - (Vote for one)

Precinct	Ben Dietz, IND	Jayson Walinski, IND	Roy Strong, IND	Cast Votes	Undervotes	Overvotes	Unresolved write-ins	Vote by Mail Ballots Cast	Early Voting Ballots Cast	Election Day Voting Ballots Cast	Total Ballots Cast	Registered Voters	Turnout Percentage
CUSTER PCT 001	4	0	0	4	0	0	0	0	0	4	4	45	8.89%
FLORENCE PCT 001	65	30	15	110	0	0	0	30	6	74	110	262	41.98%
WESLEY PCT 001	4	2	4	10	0	0	0	2	2	6	10	26	38.46%
WILMINGTON PCT 001	185	108	46	339	1	0	0	57	29	254	340	1,206	28.19%
WILMINGTON PCT 002	106	76	46	228	1	0	0	34	9	186	229	834	27.46%
WILMINGTON PCT 003	273	108	84	465	0	0	0	82	28	355	465	1,344	34.60%
Totals	637	324	195	1,156	2	0	0	205	74	879	1,158	3,717	31.15%

Canvass Results Report

Will County Election Night 4/1/2025

Run Time 12:34 PM

Run Date 04/16/2025

WILL COUNTY, ILLINOIS

CONSOLIDATED ELECTION - APRIL 1, 2025

4/1/2025

Page 29

Official Results

Registered Voters
79978 of 453563 = 17.63%

Precincts Reporting
310 of 310 = 100.00%

CITY OF WILMINGTON For Clerk - (Vote for one)

Precinct	No Candidate	Cast Votes	Undervotes	Overvotes	Unresolved write-ins	Vote by Mail Ballots Cast	Early Voting Ballots Cast	Election Day Voting Ballots Cast	Total Ballots Cast	Registered Voters	Turnout Percentage
CUSTER PCT 001	0	0	0	0	0	0	0	4	4	45	8.89%
FLORENCE PCT 001	0	0	0	0	0	30	6	74	110	262	41.98%
WESLEY PCT 001	0	0	0	0	0	2	2	6	10	26	38.46%
WILMINGTON PCT 001	0	0	0	0	0	57	29	254	340	1,206	28.19%
WILMINGTON PCT 002	0	0	0	0	0	34	9	186	229	834	27.46%
WILMINGTON PCT 003	0	0	0	0	0	82	28	355	465	1,344	34.60%
Totals	0	0	0	0	0	205	74	879	1,158	3,717	31.15%

Canvass Results Report

Will County Election Night 4/1/2025

Run Time 12:34 PM

Run Date 04/16/2025

WILL COUNTY, ILLINOIS

CONSOLIDATED ELECTION - APRIL 1, 2025

4/1/2025

Page 30

Official Results

Registered Voters
79978 of 453563 = 17.63%

Precincts Reporting
310 of 310 = 100.00%

CITY OF WILMINGTON For Alderperson Ward 1 - (Vote for one)

Precinct	Ryan Jeffries, IND	J. Marty Orr, IND	Cast Votes	Undervotes	Overvotes	Unresolved write-ins	Vote by Mail Ballots Cast	Early Voting Ballots Cast	Election Day Voting Ballots Cast	Total Ballots Cast	Registered Voters	Turnout Percentage
FLORENCE PCT 001	23	39	62	3	0	0	17	3	45	65	191	34.03%
WILMINGTON PCT 001	96	104	200	13	0	0	39	18	156	213	777	27.41%
WILMINGTON PCT 002	1	2	3	0	0	0	0	0	3	3	8	37.50%
Totals	120	145	265	16	0	0	56	21	204	281	976	28.79%

Canvass Results Report

Will County Election Night 4/1/2025

Run Time 12:34 PM

Run Date 04/16/2025

WILL COUNTY, ILLINOIS

CONSOLIDATED ELECTION - APRIL 1, 2025

4/1/2025

Page 31

Official Results

Registered Voters

79978 of 453563 = 17.63%

Precincts Reporting

310 of 310 = 100.00%

CITY OF WILMINGTON For Alderperson Ward 2 - (Vote for one)

Precinct	Ryan Knight, IND	Robert E. (Bob) Thomas, IND	Cast Votes	Undervotes	Overvotes	Unresolved write-ins	Vote by Mail Ballots Cast	Early Voting Ballots Cast	Election Day Voting Ballots Cast	Total Ballots Cast	Registered Voters	Turnout Percentage
WILMINGTON PCT 001	70	49	119	8	0	0	18	11	98	127	429	29.60%
WILMINGTON PCT 003	75	52	127	6	0	0	15	7	111	133	423	31.44%
Totals	145	101	246	14	0	0	33	18	209	260	852	30.52%

Canvass Results Report

Will County Election Night 4/1/2025

Run Time 12:34 PM

Run Date 04/16/2025

WILL COUNTY, ILLINOIS

CONSOLIDATED ELECTION - APRIL 1, 2025

4/1/2025

Page 32

Official Results

Registered Voters
79978 of 453563 = 17.63%

Precincts Reporting
310 of 310 = 100.00%

CITY OF WILMINGTON For Alderperson Ward 3 - (Vote for one)

Precinct	Jonathan Mietzner, IND	Cast Votes	Undervotes	Overvotes	Unresolved write-ins	Vote by Mail Ballots Cast	Early Voting Ballots Cast	Election Day Voting Ballots Cast	Total Ballots Cast	Registered Voters	Turnout Percentage
FLORENCE PCT 001	37	37	8	0	0	13	3	29	45	71	63.38%
WESLEY PCT 001	0	0	0	0	0	0	0	0	0	8	0.00%
WILMINGTON PCT 003	278	278	54	0	0	67	21	244	332	921	36.05%
Totals	315	315	62	0	0	80	24	273	377	1,000	37.70%

Canvass Results Report

Will County Election Night 4/1/2025

Run Time 12:34 PM

Run Date 04/16/2025

WILL COUNTY, ILLINOIS

CONSOLIDATED ELECTION - APRIL 1, 2025

4/1/2025

Page 33

Official Results

Registered Voters
79978 of 453563 = 17.63%

Precincts Reporting
310 of 310 = 100.00%

CITY OF WILMINGTON For Alderperson Ward 4 - (Vote for one)

Precinct	Thomas "Tom" Smith, IND	Jacob Ragan, IND	Cast Votes	Undervotes	Overvotes	Unresolved write-ins	Vote by Mail Ballots Cast	Early Voting Ballots Cast	Election Day Voting Ballots Cast	Total Ballots Cast	Registered Voters	Turnout Percentage
CUSTER PCT 001	3	1	4	0	0	0	0	0	4	4	45	8.89%
WESLEY PCT 001	8	2	10	0	0	0	2	2	6	10	18	55.56%
WILMINGTON PCT 002	119	87	206	19	1	0	34	9	183	226	826	27.36%
Totals	130	90	220	19	1	0	36	11	193	240	889	27.00%

Canvass Results Report

Will County Election Night 4/1/2025

Run Time 12:34 PM

Run Date 04/16/2025

WILL COUNTY, ILLINOIS

CONSOLIDATED ELECTION - APRIL 1, 2025

4/1/2025

Page 34

Official Results

Registered Voters
79978 of 453563 = 17.63%

Precincts Reporting
310 of 310 = 100.00%

VILLAGE OF BEECHER For President - (Vote for one)

Precinct	Marcy Meyer, IND	Ronald S. Mazurek, IND	Cast Votes	Undervotes	Overvotes	Unresolved write-ins	Vote by Mail Ballots Cast	Early Voting Ballots Cast	Election Day Voting Ballots Cast	Total Ballots Cast	Registered Voters	Turnout Percentage
WASHINGTON PCT 001	211	78	289	5	0	0	33	58	203	294	1,276	23.04%
WASHINGTON PCT 002	123	74	197	2	0	0	13	41	145	199	1,196	16.64%
WASHINGTON PCT 003	98	52	150	2	0	0	28	26	98	152	724	20.99%
Totals	432	204	636	9	0	0	74	125	446	645	3,196	20.18%

Canvass Results Report

Will County Election Night 4/1/2025

Run Time 12:34 PM

Run Date 04/16/2025

WILL COUNTY, ILLINOIS

CONSOLIDATED ELECTION - APRIL 1, 2025

4/1/2025

Page 35

Official Results

Registered Voters
79978 of 453563 = 17.63%

Precincts Reporting
310 of 310 = 100.00%

VILLAGE OF BEECHER For Trustee (To serve an unexpired 2-year term) - (Vote for not more than two)

Precinct	Brian Diachenko, IND	Cast Votes	Undervotes	Overvotes	Unresolved write-ins	Vote by Mail Ballots Cast	Early Voting Ballots Cast	Election Day Voting Ballots Cast	Total Ballots Cast	Registered Voters	Turnout Percentage
WASHINGTON PCT 001	209	209	85	0	0	33	58	203	294	1,276	23.04%
WASHINGTON PCT 002	150	150	49	0	0	13	41	145	199	1,196	16.64%
WASHINGTON PCT 003	119	119	33	0	0	28	26	98	152	724	20.99%
Totals	478	478	167	0	0	74	125	446	645	3,196	20.18%

Canvass Results Report

Will County Election Night 4/1/2025

Run Time 12:34 PM

Run Date 04/16/2025

WILL COUNTY, ILLINOIS

CONSOLIDATED ELECTION - APRIL 1, 2025

4/1/2025

Page 36

Official Results

Registered Voters
79978 of 453563 = 17.63%

Precincts Reporting
310 of 310 = 100.00%

VILLAGE OF BEECHER For Trustee - (Vote for not more than three)

Precinct	Todd Kraus, IND	Roger S. Stacey, IND	Jessica Smith, IND	Joe Tieri, IND	Cast Votes	Undervotes	Overvotes	Unresolved write-ins	Vote by Mail Ballots Cast	Early Voting Ballots Cast	Election Day Voting Ballots Cast	Total Ballots Cast	Registered Voters	Turnout Percentage
WASHINGTON PCT 001	160	141	129	159	589	293	0	0	33	58	203	294	1,276	23.04%
WASHINGTON PCT 002	95	86	105	104	390	204	1	0	13	41	145	199	1,196	16.64%
WASHINGTON PCT 003	83	90	88	74	335	118	1	0	28	26	98	152	724	20.99%
Totals	338	317	322	337	1,314	615	2	0	74	125	446	645	3,196	20.18%

Canvass Results Report

Will County Election Night 4/1/2025

Run Time 12:34 PM

Run Date 04/16/2025

WILL COUNTY, ILLINOIS

CONSOLIDATED ELECTION - APRIL 1, 2025

4/1/2025

Page 37

Official Results

Registered Voters

79978 of 453563 = 17.63%

Precincts Reporting

310 of 310 = 100.00%

VILLAGE OF BOLINGBROOK (DuPage & Will Counties) For Mayor - (Vote for one)

Precinct	Mary S. Alexander-Basta, FPB*	Cast Votes	Undervotes	Overvotes	Unresolved write-ins	Vote by Mail Ballots Cast	Early Voting Ballots Cast	Election Day Voting Ballots Cast	Total Ballots Cast	Registered Voters	Turnout Percentage
DUPAGE PCT 004	106	106	38	0	0	48	34	62	144	1,319	10.92%
DUPAGE PCT 005	161	161	36	0	0	55	45	97	197	1,116	17.65%
DUPAGE PCT 006	184	184	35	0	0	64	59	96	219	1,190	18.40%
DUPAGE PCT 008	148	148	38	0	0	40	68	78	186	1,344	13.84%
DUPAGE PCT 009	115	115	27	0	0	32	35	75	142	1,168	12.16%
DUPAGE PCT 010	192	192	49	0	0	63	83	95	241	1,682	14.33%
DUPAGE PCT 011	191	191	52	0	0	60	98	85	243	1,432	16.97%
DUPAGE PCT 012	192	192	40	0	0	85	64	83	232	1,271	18.25%
DUPAGE PCT 013	174	174	32	0	0	66	50	90	206	1,707	12.07%
DUPAGE PCT 014	188	188	49	0	0	71	88	78	237	1,509	15.71%
DUPAGE PCT 015	193	193	50	0	0	69	66	108	243	1,517	16.02%
DUPAGE PCT 016	161	161	56	0	0	60	45	112	217	1,406	15.43%
DUPAGE PCT 017	190	190	62	0	0	65	78	109	252	1,721	14.64%
DUPAGE PCT 018	161	161	47	0	0	55	59	94	208	1,422	14.63%
DUPAGE PCT 019	154	154	43	0	0	34	92	71	197	1,430	13.78%
DUPAGE PCT 020	120	120	36	0	0	40	51	65	156	1,318	11.84%
DUPAGE PCT 021	158	158	28	0	0	36	58	92	186	1,594	11.67%
DUPAGE PCT 022	184	184	36	0	0	40	68	112	220	1,653	13.31%
DUPAGE PCT 023	168	168	38	0	0	51	57	98	206	1,847	11.15%
DUPAGE PCT 024	167	167	55	0	0	67	72	83	222	1,455	15.26%
DUPAGE PCT 025	155	155	31	0	0	60	48	78	186	1,250	14.88%

Canvass Results Report

Will County Election Night 4/1/2025

Run Time 12:34 PM

Run Date 04/16/2025

WILL COUNTY, ILLINOIS

CONSOLIDATED ELECTION - APRIL 1, 2025

4/1/2025

Page 38

Official Results

Registered Voters
79978 of 453563 = 17.63%

Precincts Reporting
310 of 310 = 100.00%

VILLAGE OF BOLINGBROOK (DuPage & Will Counties) For Mayor - (Vote for one)

Precinct	Mary S. Alexander-Basta, FPB*	Cast Votes	Undervotes	Overvotes	Unresolved write-ins	Vote by Mail Ballots Cast	Early Voting Ballots Cast	Election Day Voting Ballots Cast	Total Ballots Cast	Registered Voters	Turnout Percentage
DUPAGE PCT 026	123	123	41	0	0	23	57	84	164	1,284	12.77%
DUPAGE PCT 027	158	158	38	0	0	55	70	71	196	1,616	12.13%
DUPAGE PCT 028	135	135	25	0	0	42	47	71	160	1,619	9.88%
DUPAGE PCT 029	154	154	36	0	0	36	39	115	190	1,691	11.24%
DUPAGE PCT 030	124	124	31	0	0	33	50	72	155	1,364	11.36%
DUPAGE PCT 031	97	97	22	0	0	27	30	62	119	841	14.15%
WHEATLAND PCT 019	138	138	43	0	0	63	21	97	181	1,161	15.59%
WHEATLAND PCT 022	226	226	32	0	0	79	62	117	258	1,923	13.42%
WHEATLAND PCT 027	160	160	22	0	0	67	45	70	182	1,160	15.69%
WHEATLAND PCT 038	188	188	24	0	0	95	38	79	212	1,188	17.85%
Totals	4,965	4,965	1,192	0	0	1,681	1,777	2,699	6,157	44,198	13.93%

I, the undersigned do hereby certify that on April 22, 2025, I canvassed the returns of an election held on April 1, 2025 for **VILLAGE OF BOLINGBROOK** and I proclaim that a total of **6,346** voters requested and received ballots and I do further certify the number of votes received for each candidate for this office, **and the winners are denoted with an asterisk next to his or her name.**

I further certify that the above is a true and complete Abstract of Votes and was prepared in my presence on April 22, 2025.



Annette Parker, County Clerk
The County of Will, Illinois

Collar County Precincts

Election Results

Run Time 8:34 AM
Run Date 04/16/2025

DuPage County

2025 Consolidated

4/1/2025

Unofficial Results

Polling Places Reporting

274 of 274 = 100.00%

Village of Bolingbrook Mayor - (Vote for ONE)

Precinct	MARY S. ALEXANDER-BASTA, FPB	Cast Votes	Undervotes	Overvotes	Early Voting Ballots Cast	Vote By Mail Ballots Cast	Polling Ballots Cast	Provisional Ballots Cast	Total Ballots Cast	Registered Voters	Turnout Percentage
Lisle 076	51	51	3	0	12	17	25	0	54	434	12.44%
Lisle 077	119	119	16	0	34	56	45	0	135	767	17.60%
Totals	170	170	19	0	46	73	70	0	189	1,201	15.74%

Canvass Results Report

Will County Election Night 4/1/2025

Run Time 12:34 PM

Run Date 04/16/2025

WILL COUNTY, ILLINOIS

CONSOLIDATED ELECTION - APRIL 1, 2025

4/1/2025

Page 39

Official Results

Registered Voters

79978 of 453563 = 17.63%

Precincts Reporting

310 of 310 = 100.00%

VILLAGE OF BOLINGBROOK (DuPage & Will Counties) For Clerk - (Vote for one)

Precinct	Martha "Martie" M. Barton, FPB*	Cast Votes	Undervotes	Overvotes	Unresolved write-ins	Vote by Mail Ballots Cast	Early Voting Ballots Cast	Election Day Voting Ballots Cast	Total Ballots Cast	Registered Voters	Turnout Percentage
DUPAGE PCT 004	102	102	42	0	0	48	34	62	144	1,319	10.92%
DUPAGE PCT 005	157	157	40	0	0	55	45	97	197	1,116	17.65%
DUPAGE PCT 006	177	177	42	0	0	64	59	96	219	1,190	18.40%
DUPAGE PCT 008	141	141	45	0	0	40	68	78	186	1,344	13.84%
DUPAGE PCT 009	108	108	34	0	0	32	35	75	142	1,168	12.16%
DUPAGE PCT 010	185	185	56	0	0	63	83	95	241	1,682	14.33%
DUPAGE PCT 011	189	189	54	0	0	60	98	85	243	1,432	16.97%
DUPAGE PCT 012	190	190	42	0	0	85	64	83	232	1,271	18.25%
DUPAGE PCT 013	172	172	34	0	0	66	50	90	206	1,707	12.07%
DUPAGE PCT 014	174	174	63	0	0	71	88	78	237	1,509	15.71%
DUPAGE PCT 015	192	192	51	0	0	69	66	108	243	1,517	16.02%
DUPAGE PCT 016	155	155	62	0	0	60	45	112	217	1,406	15.43%
DUPAGE PCT 017	173	173	79	0	0	65	78	109	252	1,721	14.64%
DUPAGE PCT 018	159	159	49	0	0	55	59	94	208	1,422	14.63%
DUPAGE PCT 019	149	149	48	0	0	34	92	71	197	1,430	13.78%
DUPAGE PCT 020	118	118	38	0	0	40	51	65	156	1,318	11.84%
DUPAGE PCT 021	154	154	32	0	0	36	58	92	186	1,594	11.67%
DUPAGE PCT 022	181	181	39	0	0	40	68	112	220	1,653	13.31%
DUPAGE PCT 023	161	161	45	0	0	51	57	98	206	1,847	11.15%
DUPAGE PCT 024	160	160	62	0	0	67	72	83	222	1,455	15.26%
DUPAGE PCT 025	148	148	38	0	0	60	48	78	186	1,250	14.88%

Canvass Results Report

Will County Election Night 4/1/2025

Run Time 12:34 PM

Run Date 04/16/2025

WILL COUNTY, ILLINOIS

CONSOLIDATED ELECTION - APRIL 1, 2025

4/1/2025

Page 40

Official Results

Registered Voters
79978 of 453563 = 17.63%

Precincts Reporting
310 of 310 = 100.00%

VILLAGE OF BOLINGBROOK (DuPage & Will Counties) For Clerk - (Vote for one)

Precinct	Martha "Martie" M. Barton, FPB*	Cast Votes	Undervotes	Overvotes	Unresolved write-ins	Vote by Mail Ballots Cast	Early Voting Ballots Cast	Election Day Voting Ballots Cast	Total Ballots Cast	Registered Voters	Turnout Percentage
DUPAGE PCT 026	123	123	41	0	0	23	57	84	164	1,284	12.77%
DUPAGE PCT 027	151	151	45	0	0	55	70	71	196	1,616	12.13%
DUPAGE PCT 028	128	128	32	0	0	42	47	71	160	1,619	9.88%
DUPAGE PCT 029	147	147	43	0	0	36	39	115	190	1,691	11.24%
DUPAGE PCT 030	116	116	39	0	0	33	50	72	155	1,364	11.36%
DUPAGE PCT 031	91	91	28	0	0	27	30	62	119	841	14.15%
WHEATLAND PCT 019	128	128	53	0	0	63	21	97	181	1,161	15.59%
WHEATLAND PCT 022	215	215	43	0	0	79	62	117	258	1,923	13.42%
WHEATLAND PCT 027	145	145	37	0	0	67	45	70	182	1,160	15.69%
WHEATLAND PCT 038	167	167	45	0	0	95	38	79	212	1,188	17.85%
Totals	4,756	4,756	1,401	0	0	1,681	1,777	2,699	6,157	44,198	13.93%

I, the undersigned do hereby certify that on April 22, 2025, I canvassed the returns of an election held on April 1, 2025 for **VILLAGE OF BOLINGBROOK** and I proclaim that a total of **6,346** voters requested and received ballots and I do further certify the number of votes received for each candidate for this office, **and the winners are denoted with an asterisk next to his or her name.**

I further certify that the above is a true and complete Abstract of Votes and was prepared in my presence on April 22, 2025.



Annette Parker, County Clerk
The County of Will, Illinois

Collar County Precincts

Election Results

Run Time 8:34 AM
Run Date 04/16/2025

DuPage County

2025 Consolidated

4/1/2025

Unofficial Results

Polling Places Reporting

274 of 274 = 100.00%

Village of Bolingbrook Village Clerk - (Vote for ONE)

Precinct	MARTHA "MARTI" M. BARTON, FPB	Cast Votes	Undervotes	Overvotes	Early Voting Ballots Cast	Vote By Mail Ballots Cast	Polling Ballots Cast	Provisional Ballots Cast	Total Ballots Cast	Registered Voters	Turnout Percentage
Lisle 076	51	51	3	0	12	17	25	0	54	434	12.44%
Lisle 077	119	119	16	0	34	56	45	0	135	767	17.60%
Totals	170	170	19	0	46	73	70	0	189	1,201	15.74%

Canvass Results Report

Will County Election Night 4/1/2025

Run Time 12:34 PM

Run Date 04/16/2025

WILL COUNTY, ILLINOIS

CONSOLIDATED ELECTION - APRIL 1, 2025

4/1/2025

Page 41

Official Results

Registered Voters
79978 of 453563 = 17.63%

Precincts Reporting
310 of 310 = 100.00%

VILLAGE OF BOLINGBROOK (DuPage & Will Counties) For Trustee - (Vote for not more than three)

Precinct	Michael T. Lawler, FPB*	Bhavini K. Patel, FPB*	Troy J. Doris, FPB*	Cast Votes	Undervotes	Overvotes	Unresolved write-ins	Vote by Mail Ballots Cast	Early Voting Ballots Cast	Election Day Voting Ballots Cast	Total Ballots Cast	Registered Voters	Turnout Percentage
DUPAGE PCT 004	92	91	95	278	154	0	0	48	34	62	144	1,319	10.92%
DUPAGE PCT 005	145	130	134	409	182	0	0	55	45	97	197	1,116	17.65%
DUPAGE PCT 006	156	145	149	450	207	0	0	64	59	96	219	1,190	18.40%
DUPAGE PCT 008	131	105	114	350	208	0	0	40	68	78	186	1,344	13.84%
DUPAGE PCT 009	102	92	96	290	136	0	0	32	35	75	142	1,168	12.16%
DUPAGE PCT 010	160	162	169	491	232	0	0	63	83	95	241	1,682	14.33%
DUPAGE PCT 011	173	154	161	488	241	0	0	60	98	85	243	1,432	16.97%
DUPAGE PCT 012	172	165	166	503	193	0	0	85	64	83	232	1,271	18.25%
DUPAGE PCT 013	153	139	156	448	170	0	0	66	50	90	206	1,707	12.07%
DUPAGE PCT 014	165	145	151	461	250	0	0	71	88	78	237	1,509	15.71%
DUPAGE PCT 015	166	156	163	485	244	0	0	69	66	108	243	1,517	16.02%
DUPAGE PCT 016	148	125	129	402	249	0	0	60	45	112	217	1,406	15.43%
DUPAGE PCT 017	165	147	154	466	290	0	0	65	78	109	252	1,721	14.64%
DUPAGE PCT 018	146	123	136	405	219	0	0	55	59	94	208	1,422	14.63%
DUPAGE PCT 019	130	115	128	373	218	0	0	34	92	71	197	1,430	13.78%
DUPAGE PCT 020	101	89	96	286	182	0	0	40	51	65	156	1,318	11.84%
DUPAGE PCT 021	137	122	126	385	173	0	0	36	58	92	186	1,594	11.67%
DUPAGE PCT 022	161	137	136	434	226	0	0	40	68	112	220	1,653	13.31%
DUPAGE PCT 023	145	128	139	412	206	0	0	51	57	98	206	1,847	11.15%
DUPAGE PCT 024	148	129	130	407	259	0	0	67	72	83	222	1,455	15.26%
DUPAGE PCT 025	119	115	122	356	202	0	0	60	48	78	186	1,250	14.88%

Canvass Results Report

Will County Election Night 4/1/2025

Run Time 12:34 PM
Run Date 04/16/2025

WILL COUNTY, ILLINOIS

CONSOLIDATED ELECTION - APRIL 1, 2025

4/1/2025
Page 42

Official Results

Registered Voters
79978 of 453563 = 17.63%
Precincts Reporting
310 of 310 = 100.00%

VILLAGE OF BOLINGBROOK (DuPage & Will Counties) For Trustee - (Vote for not more than three)

Precinct	Michael T. Lawler, FPB*	Bhavini K. Patel, FPB*	Troy J. Doris, FPB*	Cast Votes	Undervotes	Overvotes	Unresolved write-ins	Vote by Mail Ballots Cast	Early Voting Ballots Cast	Election Day Voting Ballots Cast	Total Ballots Cast	Registered Voters	Turnout Percentage
DUPAGE PCT 026	113	101	104	318	174	0	0	23	57	84	164	1,284	12.77%
DUPAGE PCT 027	136	118	127	381	207	0	0	55	70	71	196	1,616	12.13%
DUPAGE PCT 028	107	94	101	302	178	0	0	42	47	71	160	1,619	9.88%
DUPAGE PCT 029	130	131	129	390	180	0	0	36	39	115	190	1,691	11.24%
DUPAGE PCT 030	97	83	101	281	184	0	0	33	50	72	155	1,364	11.36%
DUPAGE PCT 031	85	67	74	226	131	0	0	27	30	62	119	841	14.15%
WHEATLAND PCT 019	120	105	117	342	201	0	0	63	21	97	181	1,161	15.59%
WHEATLAND PCT 022	180	193	178	551	223	0	0	79	62	117	258	1,923	13.42%
WHEATLAND PCT 027	141	129	133	403	143	0	0	67	45	70	182	1,160	15.69%
WHEATLAND PCT 038	153	138	140	431	205	0	0	95	38	79	212	1,188	17.85%
Totals	4,277	3,873	4,054	12,204	6,267	0	0	1,681	1,777	2,699	6,157	44,198	13.93%

I, the undersigned do hereby certify that on April 22, 2025, I canvassed the returns of an election held on April 1, 2025 for **VILLAGE OF BOLINGBROOK** and I proclaim that a total of **6,346** voters requested and received ballots and I do further certify the number of votes received for each candidate for this office, **and the winners are denoted with an asterisk next to his or her name.**

I further certify that the above is a true and complete Abstract of Votes and was prepared in my presence on April 22, 2025.



Annette Parker, County Clerk
The County of Will, Illinois

Collar County Precincts

Election Results

Run Time 8:34 AM
Run Date 04/16/2025

DuPage County

2025 Consolidated

4/1/2025

Unofficial Results

Polling Places Reporting

274 of 274 = 100.00%

Village of Bolingbrook Village Trustee - (Vote for not more than THREE)

Precinct	MICHAEL T. LAWLER, FPB	BHAVINI K. PATEL, FPB	TROY J. DORIS, FPB	Cast Votes	Undervotes	Overvotes	Early Voting Ballots Cast	Vote By Mail Ballots Cast	Polling Ballots Cast	Provisional Ballots Cast	Total Ballots Cast	Registered Voters	Turnout Percentage
Lisle 076	48	44	47	139	23	0	12	17	25	0	54	434	12.44%
Lisle 077	105	98	97	300	105	0	34	56	45	0	135	767	17.60%
Totals	153	142	144	439	128	0	46	73	70	0	189	1,201	15.74%

Will County Election Night 4/1/2025

CONSOLIDATED ELECTION - APRIL 1, 2025

Registered Voters
79978 of 453563 = 17.63%

Precincts Reporting
310 of 310 = 100.00%

Run Time 12:34 PM
Run Date 04/16/2025

4/1/2025
Page 43

VILLAGE OF CHANNAHON (Grundy & Will Counties) For Trustee - (Vote for not more than three)

Precinct	Mark Scaggs, IND*	Sam Greco, IND*	Chantal Host, IND*	Cast Votes	Undervotes	Overvotes	Unresolved write-ins	Vote by Mail Ballots Cast	Early Voting Ballots Cast	Election Day Voting Ballots Cast	Total Ballots Cast	Registered Voters	Turnout Percentage
CHANNAHON PCT 002	164	170	151	485	310	0	0	61	41	163	265	1,465	18.09%
CHANNAHON PCT 003	112	139	125	376	278	0	0	51	39	128	218	1,448	15.06%
CHANNAHON PCT 004	104	139	97	340	266	0	0	47	32	123	202	1,178	17.15%
CHANNAHON PCT 005	102	110	108	320	277	0	0	39	27	133	199	1,627	12.23%
TROY PCT 003	79	105	79	263	184	0	0	53	10	86	149	1,191	12.51%
TROY PCT 022	0	3	3	6	3	0	0	3	0	0	3	5	60.00%
Totals	561	666	563	1,790	1,318	0	0	254	149	633	1,036	6,914	14.98%

I, the undersigned do hereby certify that on April 22, 2025, I canvassed the returns of an election held on April 1, 2025 for **VILLAGE OF CHANNAHON** and I proclaim that a total of **1,259** voters requested and received ballots and I do further certify the number of votes received for each candidate for this office, **and the winners are denoted with an asterisk next to his or her name.**

I further certify that the above is a true and complete Abstract of Votes and was prepared in my presence on April 22, 2025.



Annette Parker, County Clerk
The County of Will, Illinois

Canvass Results Report

Official Results

Run Time 10:33 AM

Run Date 04/16/2025

Grundy County, Illinois

Consolidated Election

4/1/2025

Page 12

Official Results

Registered Voters
6104 of 36413 = 16.76%

Precincts Reporting
40 of 40 = 100.00%

FOR VILLAGE OF CHANNAHON TRUSTEE - (VOTE FOR NOT MORE THAN THREE)

Precinct	MARK SCAGGS, IND	SAM GRECO, IND	CHANTAL HOST, IND	Cast Votes	Undervotes	Overvotes	Vote by Mail Ballots Cast	Early Voting Ballots Cast	Election Day Voting Ballots Cast	Total Ballots Cast	Registered Voters	Turnout Percentage
AUX SABLE 02	0	0	0	0	0	0	0	0	0	0	0	0.00%
AUX SABLE 05	18	15	15	48	42	0	13	9	8	30	492	6.10%
AUX SABLE 06	100	103	97	300	186	0	43	28	91	162	2,259	7.17%
AUX SABLE 07	17	18	19	54	39	0	2	8	21	31	554	5.60%
SARATOGA 02	0	0	0	0	0	0	0	0	0	0	1	0.00%
Totals	135	136	131	402	267	0	58	45	120	223	3,306	6.75%

Canvass Results Report

Will County Election Night 4/1/2025

Run Time 12:34 PM

Run Date 04/16/2025

WILL COUNTY, ILLINOIS

CONSOLIDATED ELECTION - APRIL 1, 2025

4/1/2025

Page 44

Official Results

Registered Voters
79978 of 453563 = 17.63%

Precincts Reporting
310 of 310 = 100.00%

VILLAGE OF COAL CITY (Grundy & Will Counties) For Trustee - (Vote for not more than three)

Precinct	William (Bill) Mincey	Chris (CJ) Lauterbur	Ross Bradley	Cast Votes	Undervotes	Overvotes	Unresolved write-ins	Vote by Mail Ballots Cast	Early Voting Ballots Cast	Election Day Voting Ballots Cast	Total Ballots Cast	Registered Voters	Turnout Percentage
WILMINGTON PCT 002	0	0	0	0	0	0	0	0	0	0	0	0	0.00%
Totals	0	0	0	0	0	0	0	0	0	0	0	0	0.00%

This political subdivision has been canvassed by the election authority in which their principal office is located.

Canvass Results Report

Will County Election Night 4/1/2025

Run Time 12:34 PM

Run Date 04/16/2025

WILL COUNTY, ILLINOIS

CONSOLIDATED ELECTION - APRIL 1, 2025

4/1/2025

Page 45

Official Results

Registered Voters
79978 of 453563 = 17.63%

Precincts Reporting
310 of 310 = 100.00%

VILLAGE OF CRETE For President - (Vote for one)

Precinct	Mark S. Wiater, IND	Cast Votes	Undervotes	Overvotes	Unresolved write-ins	Vote by Mail Ballots Cast	Early Voting Ballots Cast	Election Day Voting Ballots Cast	Total Ballots Cast	Registered Voters	Turnout Percentage
CRETE PCT 001	0	0	0	0	0	0	0	0	0	0	0.00%
CRETE PCT 003	11	11	3	0	0	8	4	2	14	43	32.56%
CRETE PCT 004	144	144	21	0	0	62	18	85	165	1,148	14.37%
CRETE PCT 005	109	109	21	0	0	34	16	80	130	1,310	9.92%
CRETE PCT 006	64	64	15	0	0	36	10	33	79	605	13.06%
CRETE PCT 008	189	189	35	0	0	39	26	159	224	1,285	17.43%
CRETE PCT 009	181	181	23	0	0	55	26	123	204	1,247	16.36%
CRETE PCT 011	22	22	2	0	0	4	5	15	24	144	16.67%
Totals	720	720	120	0	0	238	105	497	840	5,782	14.53%

Canvass Results Report

Will County Election Night 4/1/2025

Run Time 12:34 PM

Run Date 04/16/2025

WILL COUNTY, ILLINOIS

CONSOLIDATED ELECTION - APRIL 1, 2025

4/1/2025

Page 46

Official Results

Registered Voters
79978 of 453563 = 17.63%

Precincts Reporting
310 of 310 = 100.00%

VILLAGE OF CRETE For Clerk - (Vote for one)

Precinct	No Candidate	Cast Votes	Undervotes	Overvotes	Unresolved write-ins	Vote by Mail Ballots Cast	Early Voting Ballots Cast	Election Day Voting Ballots Cast	Total Ballots Cast	Registered Voters	Turnout Percentage
CRETE PCT 001	0	0	0	0	0	0	0	0	0	0	0.00%
CRETE PCT 003	0	0	0	0	0	8	4	2	14	43	32.56%
CRETE PCT 004	0	0	0	0	0	62	18	85	165	1,148	14.37%
CRETE PCT 005	0	0	0	0	0	34	16	80	130	1,310	9.92%
CRETE PCT 006	0	0	0	0	0	36	10	33	79	605	13.06%
CRETE PCT 008	0	0	0	0	0	39	26	159	224	1,285	17.43%
CRETE PCT 009	0	0	0	0	0	55	26	123	204	1,247	16.36%
CRETE PCT 011	0	0	0	0	0	4	5	15	24	144	16.67%
Totals	0	0	0	0	0	238	105	497	840	5,782	14.53%

Canvass Results Report

Will County Election Night 4/1/2025

Run Time 12:34 PM
Run Date 04/16/2025

WILL COUNTY, ILLINOIS

CONSOLIDATED ELECTION - APRIL 1, 2025

4/1/2025
Page 47

Official Results

Registered Voters
79978 of 453563 = 17.63%

Precincts Reporting
310 of 310 = 100.00%

VILLAGE OF CRETE For Trustee - (Vote for not more than three)

Precinct	Stephen E. Johnson, IND	Keith Miller, IND	Jamie L. Healy, IND	Zirrell Conner, IND	Cast Votes	Undervotes	Overvotes	Unresolved write-ins	Vote by Mail Ballots Cast	Early Voting Ballots Cast	Election Day Voting Ballots Cast	Total Ballots Cast	Registered Voters	Turnout Percentage
CRETE PCT 001	0	0	0	0	0	0	0	0	0	0	0	0	0	0.00%
CRETE PCT 003	5	6	12	3	26	16	0	0	8	4	2	14	43	32.56%
CRETE PCT 004	99	100	126	32	357	138	0	0	62	18	85	165	1,148	14.37%
CRETE PCT 005	78	74	76	31	259	131	0	0	34	16	80	130	1,310	9.92%
CRETE PCT 006	49	53	53	20	175	56	2	0	36	10	33	79	605	13.06%
CRETE PCT 008	107	114	132	88	441	231	0	0	39	26	159	224	1,285	17.43%
CRETE PCT 009	124	107	145	42	418	188	2	0	55	26	123	204	1,247	16.36%
CRETE PCT 011	12	19	13	4	48	24	0	0	4	5	15	24	144	16.67%
Totals	474	473	557	220	1,724	784	4	0	238	105	497	840	5,782	14.53%

Canvass Results Report

Will County Election Night 4/1/2025

Run Time 12:34 PM

Run Date 04/16/2025

WILL COUNTY, ILLINOIS

CONSOLIDATED ELECTION - APRIL 1, 2025

4/1/2025

Page 48

Official Results

Registered Voters
79978 of 453563 = 17.63%

Precincts Reporting
310 of 310 = 100.00%

VILLAGE OF DIAMOND (Grundy & Will Counties) For Mayor - (Vote for one)

Precinct	Teresa (Terry) A. Kernc	Cast Votes	Undervotes	Overvotes	Unresolved write-ins	Vote by Mail Ballots Cast	Early Voting Ballots Cast	Election Day Voting Ballots Cast	Total Ballots Cast	Registered Voters	Turnout Percentage
WILMINGTON PCT 002	0	0	0	0	0	0	0	0	0	8	0.00%
Totals	0	0	0	0	0	0	0	0	0	8	0.00%

This political subdivision has been canvassed by the election authority in which their principal office is located.

Canvass Results Report

Will County Election Night 4/1/2025

Run Time 12:34 PM

Run Date 04/16/2025

WILL COUNTY, ILLINOIS

CONSOLIDATED ELECTION - APRIL 1, 2025

4/1/2025

Page 49

Official Results

Registered Voters
79978 of 453563 = 17.63%

Precincts Reporting
310 of 310 = 100.00%

VILLAGE OF DIAMOND (Grundy & Will Counties) For Commissioner - (Vote for not more than four)

Precinct	Jeff Kasher	Cast Votes	Undervotes	Overvotes	Unresolved write-ins	Vote by Mail Ballots Cast	Early Voting Ballots Cast	Election Day Voting Ballots Cast	Total Ballots Cast	Registered Voters	Turnout Percentage
WILMINGTON PCT 002	0	0	0	0	0	0	0	0	0	8	0.00%
Totals	0	0	0	0	0	0	0	0	0	8	0.00%

This political subdivision has been canvassed by the election authority in which their principal office is located.

Canvass Results Report

Will County Election Night 4/1/2025

Run Time 12:34 PM

Run Date 04/16/2025

WILL COUNTY, ILLINOIS

CONSOLIDATED ELECTION - APRIL 1, 2025

4/1/2025

Page 50

Official Results

Registered Voters
79978 of 453563 = 17.63%

Precincts Reporting
310 of 310 = 100.00%

VILLAGE OF ELWOOD For President - (Vote for one)

Precinct	Doug Jenco, IND	Cast Votes	Undervotes	Overvotes	Unresolved write-ins	Vote by Mail Ballots Cast	Early Voting Ballots Cast	Election Day Voting Ballots Cast	Total Ballots Cast	Registered Voters	Turnout Percentage
JACKSON PCT 001	89	89	12	0	0	20	11	70	101	669	15.10%
JACKSON PCT 002	159	159	12	0	0	34	27	110	171	955	17.91%
Totals	248	248	24	0	0	54	38	180	272	1,624	16.75%

Canvass Results Report

Will County Election Night 4/1/2025

Run Time 12:34 PM

Run Date 04/16/2025

WILL COUNTY, ILLINOIS

CONSOLIDATED ELECTION - APRIL 1, 2025

4/1/2025

Page 51

Official Results

Registered Voters
79978 of 453563 = 17.63%

Precincts Reporting
310 of 310 = 100.00%

VILLAGE OF ELWOOD For Trustee - (Vote for not more than three)

Precinct	Junellen Eastman Johnson, IND	Douglas Mytnik, IND	Dorothy Eppenstein, IND	Cast Votes	Undervotes	Overvotes	Unresolved write-ins	Vote by Mail Ballots Cast	Early Voting Ballots Cast	Election Day Voting Ballots Cast	Total Ballots Cast	Registered Voters	Turnout Percentage
JACKSON PCT 001	67	73	65	205	98	0	0	20	11	70	101	669	15.10%
JACKSON PCT 002	82	107	108	297	216	0	0	34	27	110	171	955	17.91%
Totals	149	180	173	502	314	0	0	54	38	180	272	1,624	16.75%

Canvass Results Report

Will County Election Night 4/1/2025

Run Time 12:34 PM

Run Date 04/16/2025

WILL COUNTY, ILLINOIS

CONSOLIDATED ELECTION - APRIL 1, 2025

4/1/2025

Page 52

Official Results

Registered Voters
79978 of 453563 = 17.63%

Precincts Reporting
310 of 310 = 100.00%

VILLAGE OF FRANKFORT (Cook & Will Counties) For President - (Vote for one)

Precinct	Keith Ogle, IND	Justin Ozinga, IND	Cast Votes	Undervotes	Overvotes	Unresolved write-ins	Vote by Mail Ballots Cast	Early Voting Ballots Cast	Election Day Voting Ballots Cast	Total Ballots Cast	Registered Voters	Turnout Percentage
FRANKFORT PCT 011	133	169	302	3	1	0	65	117	124	306	1,397	21.90%
FRANKFORT PCT 016	191	161	352	7	0	0	98	123	138	359	1,514	23.71%
FRANKFORT PCT 018	213	118	331	6	0	0	52	85	200	337	1,312	25.69%
FRANKFORT PCT 021	349	216	565	9	2	0	116	170	290	576	1,805	31.91%
FRANKFORT PCT 022	330	202	532	6	0	0	159	214	165	538	1,397	38.51%
FRANKFORT PCT 023	189	184	373	4	0	0	75	148	154	377	1,275	29.57%
FRANKFORT PCT 024	168	66	234	15	0	0	49	82	118	249	1,061	23.47%
FRANKFORT PCT 025	329	200	529	2	0	0	64	210	257	531	1,276	41.61%
FRANKFORT PCT 026	238	160	398	5	0	0	77	169	157	403	1,496	26.94%
FRANKFORT PCT 027	203	141	344	7	0	0	69	115	167	351	1,441	24.36%
FRANKFORT PCT 028	132	136	268	2	1	0	42	140	89	271	1,420	19.08%
GREEN GARDEN PCT 001	21	18	39	1	0	0	4	10	26	40	184	21.74%
MONEE PCT 001	0	1	1	0	0	0	0	0	1	1	9	11.11%
Totals	2,496	1,772	4,268	67	4	0	870	1,583	1,886	4,339	15,587	27.84%

No registered voters for this district in Cook County

Canvass Results Report

Will County Election Night 4/1/2025

Run Time 12:34 PM

Run Date 04/16/2025

WILL COUNTY, ILLINOIS

CONSOLIDATED ELECTION - APRIL 1, 2025

4/1/2025

Page 53

Official Results

Registered Voters
79978 of 453563 = 17.63%

Precincts Reporting
310 of 310 = 100.00%

VILLAGE OF FRANKFORT (Cook & Will Counties) For Clerk - (Vote for one)

Precinct	Katie Schubert, IND	Cast Votes	Undervotes	Overvotes	Unresolved write-ins	Vote by Mail Ballots Cast	Early Voting Ballots Cast	Election Day Voting Ballots Cast	Total Ballots Cast	Registered Voters	Turnout Percentage
FRANKFORT PCT 011	246	246	60	0	0	65	117	124	306	1,397	21.90%
FRANKFORT PCT 016	275	275	84	0	0	98	123	138	359	1,514	23.71%
FRANKFORT PCT 018	272	272	65	0	0	52	85	200	337	1,312	25.69%
FRANKFORT PCT 021	444	444	132	0	0	116	170	290	576	1,805	31.91%
FRANKFORT PCT 022	430	430	108	0	0	159	214	165	538	1,397	38.51%
FRANKFORT PCT 023	308	308	69	0	0	75	148	154	377	1,275	29.57%
FRANKFORT PCT 024	190	190	59	0	0	49	82	118	249	1,061	23.47%
FRANKFORT PCT 025	420	420	111	0	0	64	210	257	531	1,276	41.61%
FRANKFORT PCT 026	308	308	95	0	0	77	169	157	403	1,496	26.94%
FRANKFORT PCT 027	287	287	64	0	0	69	115	167	351	1,441	24.36%
FRANKFORT PCT 028	229	229	42	0	0	42	140	89	271	1,420	19.08%
GREEN GARDEN PCT 001	34	34	6	0	0	4	10	26	40	184	21.74%
MONEE PCT 001	1	1	0	0	0	0	0	1	1	9	11.11%
Totals	3,444	3,444	895	0	0	870	1,583	1,886	4,339	15,587	27.84%

No registered voters for this district in Cook County

Canvass Results Report

Will County Election Night 4/1/2025

Run Time 12:34 PM

Run Date 04/16/2025

WILL COUNTY, ILLINOIS

CONSOLIDATED ELECTION - APRIL 1, 2025

4/1/2025

Page 54

Official Results

Registered Voters
79978 of 453563 = 17.63%

Precincts Reporting
310 of 310 = 100.00%

VILLAGE OF FRANKFORT (Cook & Will Counties) For Trustee - (Vote for not more than three)

Precinct	Michael J. Leddin, IND	Daniel Rossi, IND	Eugene Savaria, IND	Todd Morgan, IND	Cast Votes	Undervotes	Overvotes	Unresolved write-ins	Vote by Mail Ballots Cast	Early Voting Ballots Cast	Election Day Voting Ballots Cast	Total Ballots Cast	Registered Voters	Turnout Percentage
FRANKFORT PCT 011	178	152	175	167	672	246	0	0	65	117	124	306	1,397	21.90%
FRANKFORT PCT 016	198	183	169	186	736	341	0	0	98	123	138	359	1,514	23.71%
FRANKFORT PCT 018	217	180	217	170	784	218	3	0	52	85	200	337	1,312	25.69%
FRANKFORT PCT 021	372	338	365	336	1,411	317	0	0	116	170	290	576	1,805	31.91%
FRANKFORT PCT 022	334	299	322	279	1,234	371	3	0	159	214	165	538	1,397	38.51%
FRANKFORT PCT 023	226	209	211	234	880	248	1	0	75	148	154	377	1,275	29.57%
FRANKFORT PCT 024	124	127	118	117	486	258	1	0	49	82	118	249	1,061	23.47%
FRANKFORT PCT 025	358	330	355	238	1,281	309	1	0	64	210	257	531	1,276	41.61%
FRANKFORT PCT 026	237	240	221	224	922	284	1	0	77	169	157	403	1,496	26.94%
FRANKFORT PCT 027	209	219	184	174	786	267	0	0	69	115	167	351	1,441	24.36%
FRANKFORT PCT 028	148	152	135	153	588	225	0	0	42	140	89	271	1,420	19.08%
GREEN GARDEN PCT 001	25	18	17	25	85	35	0	0	4	10	26	40	184	21.74%
MONEE PCT 001	1	1	1	0	3	0	0	0	0	0	1	1	9	11.11%
Totals	2,627	2,448	2,490	2,303	9,868	3,119	10	0	870	1,583	1,886	4,339	15,587	27.84%

No registered voters for this district in Cook County

Canvass Results Report

Will County Election Night 4/1/2025

Run Time 12:34 PM
Run Date 04/16/2025

WILL COUNTY, ILLINOIS

CONSOLIDATED ELECTION - APRIL 1, 2025

4/1/2025
Page 55

Official Results

Registered Voters
79978 of 453563 = 17.63%
Precincts Reporting
310 of 310 = 100.00%

VILLAGE OF GODLEY (Grundy & Will Counties) For Trustee (To serve an unexpired 2-year term) - (Vote for one)

Precinct	James R. Peters, IND*	Cast Votes	Undervotes	Overvotes	Unresolved write-ins	Vote by Mail Ballots Cast	Early Voting Ballots Cast	Election Day Voting Ballots Cast	Total Ballots Cast	Registered Voters	Turnout Percentage
REED PCT 003	33	33	5	0	0	8	0	30	38	314	12.10%
Totals	33	33	5	0	0	8	0	30	38	314	12.10%

I, the undersigned do hereby certify that on April 22, 2025, I canvassed the returns of an election held on April 1, 2025 for **VILLAGE OF GODLEY** and I proclaim that a total of **44** voters requested and received ballots and I do further certify the number of votes received for each candidate for this office, **and the winners are denoted with an asterisk next to his or her name.**

I further certify that the above is a true and complete Abstract of Votes and was prepared in my presence on April 22, 2025.



Annette Parker, County Clerk
The County of Will, Illinois

Canvass Results Report

Official Results

Run Time 10:33 AM

Run Date 04/16/2025

Grundy County, Illinois

Consolidated Election

4/1/2025

Page 21

Official Results

Registered Voters

6104 of 36413 = 16.76%

Precincts Reporting

40 of 40 = 100.00%

FOR VILLAGE OF GODLEY TRUSTEE TO SERVE AN UNEXPIRED 2-YEAR TERM - (VOTE FOR ONE)

Precinct	JAMES R. PETERS, IND	Cast Votes	Undervotes	Overvotes	Vote by Mail Ballots Cast	Early Voting Ballots Cast	Election Day Voting Ballots Cast	Total Ballots Cast	Registered Voters	Turnout Percentage
BRACEVILLE 02	5	5	1	0	1	0	5	6	30	20.00%
Totals	5	5	1	0	1	0	5	6	30	20.00%

Canvass Results Report

Will County Election Night 4/1/2025

Run Time 12:34 PM

Run Date 04/16/2025

WILL COUNTY, ILLINOIS

CONSOLIDATED ELECTION - APRIL 1, 2025

4/1/2025

Page 56

Official Results

Registered Voters
79978 of 453563 = 17.63%

Precincts Reporting
310 of 310 = 100.00%

VILLAGE OF GODLEY (Grundy & Will Counties) For Trustee - (Vote for not more than three)

Precinct	Pam Nacey, IND*	Doreen L. Attwood, IND*	Earl Burd, IND*	Cast Votes	Undervotes	Overvotes	Unresolved write-ins	Vote by Mail Ballots Cast	Early Voting Ballots Cast	Election Day Voting Ballots Cast	Total Ballots Cast	Registered Voters	Turnout Percentage
REED PCT 003	26	18	20	64	50	0	0	8	0	30	38	314	12.10%
Totals	26	18	20	64	50	0	0	8	0	30	38	314	12.10%

I, the undersigned do hereby certify that on April 22, 2025, I canvassed the returns of an election held on April 1, 2025 for **VILLAGE OF GODLEY** and I proclaim that a total of **44** voters requested and received ballots and I do further certify the number of votes received for each candidate for this office, **and the winners are denoted with an asterisk next to his or her name.**

I further certify that the above is a true and complete Abstract of Votes and was prepared in my presence on April 22, 2025.



Annette Parker, County Clerk
The County of Will, Illinois

Canvass Results Report

Official Results

Run Time 10:33 AM

Run Date 04/16/2025

Grundy County, Illinois

Consolidated Election

4/1/2025

Page 22

Official Results

Registered Voters
6104 of 36413 = 16.76%

Precincts Reporting
40 of 40 = 100.00%

FOR VILLAGE OF GODLEY TRUSTEE TO SERVE A FULL 4-YEAR TERM - (VOTE FOR NOT MORE THAN THREE)

Precinct	PAM NACEY, IND	DOREEN L. ATTWOOD, IND	EARL BURD, IND	Cast Votes	Undervotes	Overvotes	Vote by Mail Ballots Cast	Early Voting Ballots Cast	Election Day Voting Ballots Cast	Total Ballots Cast	Registered Voters	Turnout Percentage
BRACEVILLE 02	4	2	4	10	8	0	1	0	5	6	30	20.00%
Totals	4	2	4	10	8	0	1	0	5	6	30	20.00%

Canvass Results Report

Will County Election Night 4/1/2025

Run Time 12:34 PM
Run Date 04/16/2025

WILL COUNTY, ILLINOIS

CONSOLIDATED ELECTION - APRIL 1, 2025

4/1/2025
Page 57

Official Results

Registered Voters
79978 of 453563 = 17.63%
Precincts Reporting
310 of 310 = 100.00%

VILLAGE OF HOMER GLEN (Cook & Will Counties) For Trustee - (Vote for not more than three)

Precinct	Ruben L. Pazmino	Rose Reynders	Richard Modeliski	Michael LePore	Nicholas S. Muller	Kevin Koukol	John Haynes	Heidi Pacella (W)	Cast Votes	Undervotes	Overvotes	Unresolved write-ins	Vote by Mail Ballots Cast	Early Voting Ballots Cast	Election Day Voting Ballots Cast	Total Ballots Cast	Registered Voters	Turnout Percentage
HOMER PCT 001	7	8	10	10	13	3	8	3	62	7	0	0	4	0	19	23	202	11.39%
HOMER PCT 002	113	191	77	157	147	56	30	90	861	129	1	0	70	55	206	331	1,585	20.88%
HOMER PCT 003	56	140	56	123	113	27	30	35	580	74	1	0	50	36	133	219	1,290	16.98%
HOMER PCT 004	98	227	92	193	166	30	27	39	872	118	0	0	84	56	190	330	1,471	22.43%
HOMER PCT 005	70	151	63	154	128	12	25	32	635	55	0	0	54	51	125	230	1,151	19.98%
HOMER PCT 006	64	135	66	138	103	27	23	33	589	86	1	0	78	42	106	226	1,291	17.51%
HOMER PCT 007	89	174	69	169	149	47	33	44	774	108	2	0	70	35	191	296	1,454	20.36%
HOMER PCT 008	81	168	85	172	138	18	31	37	730	62	7	0	95	50	126	271	1,423	19.04%
HOMER PCT 009	65	104	51	90	88	17	25	29	469	62	3	0	41	17	122	180	1,190	15.13%
HOMER PCT 010	28	80	32	65	65	4	10	11	295	32	6	0	41	9	65	115	607	18.95%
HOMER PCT 011	108	153	88	140	137	42	44	57	769	77	3	0	72	47	166	285	1,470	19.39%
HOMER PCT 012	112	151	79	145	127	33	42	56	745	104	1	0	57	45	182	284	1,535	18.50%
HOMER PCT 014	70	115	44	102	101	17	16	16	481	53	1	0	50	40	89	179	783	22.86%
HOMER PCT 017	67	182	50	166	146	24	38	58	731	94	1	0	64	55	157	276	1,573	17.55%
HOMER PCT 019	46	107	42	101	106	25	34	25	486	45	0	0	55	12	110	177	649	27.27%
NEW LENOX PCT 006	2	1	0	2	0	0	1	0	6	0	0	0	0	0	2	2	81	2.47%
Totals	1,076	2,087	904	1,927	1,727	382	417	565	9,085	1,106	27	0	885	550	1,989	3,424	17,755	19.28%

No registered voters for this district in Cook County

Canvass Results Report

Will County Election Night 4/1/2025

Run Time 12:34 PM

Run Date 04/16/2025

WILL COUNTY, ILLINOIS

CONSOLIDATED ELECTION - APRIL 1, 2025

4/1/2025

Page 58

Official Results

Registered Voters

79978 of 453563 = 17.63%

Precincts Reporting

310 of 310 = 100.00%

VILLAGE OF LEMONT (Cook, DuPage & Will Counties) For President - (Vote for one)

Precinct	John Egofske, POL	Cast Votes	Undervotes	Overvotes	Unresolved write-ins	Vote by Mail Ballots Cast	Early Voting Ballots Cast	Election Day Voting Ballots Cast	Total Ballots Cast	Registered Voters	Turnout Percentage
DUPAGE PCT 033	2	2	0	0	0	0	2	0	2	2	100.00%
Totals	2	2	0	0	0	0	2	0	2	2	100.00 %

This political subdivision has been canvassed by the election authority in which their principal office is located.

Canvass Results Report

Will County Election Night 4/1/2025

Run Time 12:34 PM
Run Date 04/16/2025

WILL COUNTY, ILLINOIS

CONSOLIDATED ELECTION - APRIL 1, 2025

4/1/2025
Page 59

Official Results

Registered Voters
79978 of 453563 = 17.63%
Precincts Reporting
310 of 310 = 100.00%

VILLAGE OF LEMONT (Cook, DuPage & Will Counties) For Clerk - (Vote for one)

Precinct	Charlene Smollen, POL	Cast Votes	Undervotes	Overvotes	Unresolved write-ins	Vote by Mail Ballots Cast	Early Voting Ballots Cast	Election Day Voting Ballots Cast	Total Ballots Cast	Registered Voters	Turnout Percentage
DUPAGE PCT 033	2	2	0	0	0	0	2	0	2	2	100.00%
Totals	2	2	0	0	0	0	2	0	2	2	100.00 %

This political subdivision has been canvassed by the election authority in which their principal office is located.

Canvass Results Report

Will County Election Night 4/1/2025

Run Time 12:34 PM
Run Date 04/16/2025

WILL COUNTY, ILLINOIS

CONSOLIDATED ELECTION - APRIL 1, 2025

4/1/2025
Page 60

Official Results

Registered Voters
79978 of 453563 = 17.63%
Precincts Reporting
310 of 310 = 100.00%

VILLAGE OF LEMONT (Cook, DuPage & Will Counties) For Trustee - (Vote for not more than three)

Precinct	Ken McClafferty, POL	Kevin W. Shaughnessy, POL	Samuel J. Forzley, POL	Dave Maher	Mark Pawlak	Cast Votes	Undervotes	Overvotes	Unresolved write-ins	Vote by Mail Ballots Cast	Early Voting Ballots Cast	Election Day Voting Ballots Cast	Total Ballots Cast	Registered Voters	Turnout Percentage
DUPAGE PCT 033	1	1	1	0	0	3	3	0	0	0	2	0	2	2	100.00%
Totals	1	1	1	0	0	3	3	0	0	0	2	0	2	2	100.00 %

This political subdivision has been canvassed by the election authority in which their principal office is located.

Canvass Results Report

Will County Election Night 4/1/2025

Run Time 12:34 PM

Run Date 04/16/2025

WILL COUNTY, ILLINOIS

CONSOLIDATED ELECTION - APRIL 1, 2025

4/1/2025

Page 61

Official Results

Registered Voters
79978 of 453563 = 17.63%

Precincts Reporting
310 of 310 = 100.00%

VILLAGE OF MANHATTAN For President - (Vote for one)

Precinct	David L. Beemsterboer	Mike Adreiansen	Cast Votes	Undervotes	Overvotes	Unresolved write-ins	Vote by Mail Ballots Cast	Early Voting Ballots Cast	Election Day Voting Ballots Cast	Total Ballots Cast	Registered Voters	Turnout Percentage
MANHATTAN PCT 001	116	229	345	4	0	0	74	52	223	349	1,394	25.04%
MANHATTAN PCT 002	126	397	523	4	0	0	72	135	320	527	1,999	26.36%
MANHATTAN PCT 003	30	133	163	0	0	0	20	49	94	163	547	29.80%
MANHATTAN PCT 004	83	305	388	5	0	0	41	109	243	393	1,617	24.30%
MANHATTAN PCT 005	46	272	318	1	1	0	52	101	167	320	1,435	22.30%
Totals	401	1,336	1,737	14	1	0	259	446	1,047	1,752	6,992	25.06%

Canvass Results Report

Will County Election Night 4/1/2025

Run Time 12:34 PM

Run Date 04/16/2025

WILL COUNTY, ILLINOIS

CONSOLIDATED ELECTION - APRIL 1, 2025

4/1/2025

Page 62

Official Results

Registered Voters
79978 of 453563 = 17.63%

Precincts Reporting
310 of 310 = 100.00%

VILLAGE OF MANHATTAN For Clerk - (Vote for one)

Precinct	Rebecca Bouck	Cast Votes	Undervotes	Overvotes	Unresolved write-ins	Vote by Mail Ballots Cast	Early Voting Ballots Cast	Election Day Voting Ballots Cast	Total Ballots Cast	Registered Voters	Turnout Percentage
MANHATTAN PCT 001	287	287	62	0	0	74	52	223	349	1,394	25.04%
MANHATTAN PCT 002	438	438	89	0	0	72	135	320	527	1,999	26.36%
MANHATTAN PCT 003	143	143	20	0	0	20	49	94	163	547	29.80%
MANHATTAN PCT 004	327	327	66	0	0	41	109	243	393	1,617	24.30%
MANHATTAN PCT 005	280	280	40	0	0	52	101	167	320	1,435	22.30%
Totals	1,475	1,475	277	0	0	259	446	1,047	1,752	6,992	25.06%

Canvass Results Report

Will County Election Night 4/1/2025

Run Time 12:34 PM

Run Date 04/16/2025

WILL COUNTY, ILLINOIS

CONSOLIDATED ELECTION - APRIL 1, 2025

4/1/2025

Page 63

Official Results

Registered Voters
79978 of 453563 = 17.63%

Precincts Reporting
310 of 310 = 100.00%

VILLAGE OF MANHATTAN For Trustee - (Vote for not more than three)

Precinct	Justin Young	Jennifer Bahena	Clint Boone	Heather Falkenthal	Paula Gibbs	Tom Biscan	Michael Naughton	Cast Votes	Undervotes	Overvotes	Unresolved write-ins	Vote by Mail Ballots Cast	Early Voting Ballots Cast	Election Day Voting Ballots Cast	Total Ballots Cast	Registered Voters	Turnout Percentage
MANHATTAN PCT 001	188	179	172	67	113	103	125	947	91	3	0	74	52	223	349	1,394	25.04%
MANHATTAN PCT 002	334	272	316	57	112	140	160	1,391	187	1	0	72	135	320	527	1,999	26.36%
MANHATTAN PCT 003	103	96	107	29	30	40	36	441	48	0	0	20	49	94	163	547	29.80%
MANHATTAN PCT 004	265	236	252	43	77	99	75	1,047	117	5	0	41	109	243	393	1,617	24.30%
MANHATTAN PCT 005	254	209	193	31	44	43	61	835	122	1	0	52	101	167	320	1,435	22.30%
Totals	1,144	992	1,040	227	376	425	457	4,661	565	10	0	259	446	1,047	1,752	6,992	25.06%

Canvass Results Report

Will County Election Night 4/1/2025

Run Time 12:34 PM

Run Date 04/16/2025

WILL COUNTY, ILLINOIS

CONSOLIDATED ELECTION - APRIL 1, 2025

4/1/2025

Page 64

Official Results

Registered Voters

79978 of 453563 = 17.63%

Precincts Reporting

310 of 310 = 100.00%

VILLAGE OF MINOOKA (Grundy, Kendall & Will Counties) For President - (Vote for one)

Precinct	Frederic Offerman, IND	Cast Votes	Undervotes	Overvotes	Unresolved write-ins	Vote by Mail Ballots Cast	Early Voting Ballots Cast	Election Day Voting Ballots Cast	Total Ballots Cast	Registered Voters	Turnout Percentage
CHANNAHON PCT 001	206	206	31	0	0	49	42	146	237	1,404	16.88%
Totals	206	206	31	0	0	49	42	146	237	1,404	16.88%

This political subdivision has been canvassed by the election authority in which their principal office is located.

Canvass Results Report

Will County Election Night 4/1/2025

Run Time 12:34 PM

Run Date 04/16/2025

WILL COUNTY, ILLINOIS

CONSOLIDATED ELECTION - APRIL 1, 2025

4/1/2025

Page 65

Official Results

Registered Voters
79978 of 453563 = 17.63%

Precincts Reporting
310 of 310 = 100.00%

VILLAGE OF MINOOKA (Grundy, Kendall & Will Counties) For Trustee - (Vote for not more than three)

Precinct	Joshawa Stell, IND	Robin White, IND	Brayden Caraynoff-Huber, IND	Douglas P. Martin, IND	Jonathan M. Slavik, IND	Gabriela Martinez, IND	Cast Votes	Undervotes	Overvotes	Unresolved write-ins	Vote by Mail Ballots Cast	Early Voting Ballots Cast	Election Day Voting Ballots Cast	Total Ballots Cast	Registered Voters	Turnout Percentage
CHANNAHON PCT 001	111	136	21	88	64	106	526	182	1	0	49	42	146	237	1,404	16.88%
Totals	111	136	21	88	64	106	526	182	1	0	49	42	146	237	1,404	16.88%

This political subdivision has been canvassed by the election authority in which their principal office is located.

Canvass Results Report

Will County Election Night 4/1/2025

Run Time 12:34 PM

Run Date 04/16/2025

WILL COUNTY, ILLINOIS

CONSOLIDATED ELECTION - APRIL 1, 2025

4/1/2025

Page 66

Official Results

Registered Voters

79978 of 453563 = 17.63%

Precincts Reporting

310 of 310 = 100.00%

VILLAGE OF MOKENA For President - (Vote for one)

Precinct	George J. Metanias, IND	Frank A. Fleischer, IND	Cast Votes	Undervotes	Overvotes	Unresolved write-ins	Vote by Mail Ballots Cast	Early Voting Ballots Cast	Election Day Voting Ballots Cast	Total Ballots Cast	Registered Voters	Turnout Percentage
FRANKFORT PCT 001	137	123	260	7	0	0	47	72	148	267	1,222	21.85%
FRANKFORT PCT 002	153	149	302	5	0	0	64	101	142	307	1,288	23.84%
FRANKFORT PCT 004	136	145	281	14	0	0	81	73	141	295	1,403	21.03%
FRANKFORT PCT 005	174	198	372	5	0	0	92	90	195	377	1,723	21.88%
FRANKFORT PCT 006	205	141	346	8	0	0	51	81	222	354	1,417	24.98%
FRANKFORT PCT 007	161	133	294	6	1	0	62	80	159	301	1,358	22.16%
FRANKFORT PCT 008	0	0	0	0	0	0	0	0	0	0	0	0.00%
FRANKFORT PCT 012	204	104	308	7	0	0	58	74	183	315	1,170	26.92%
FRANKFORT PCT 013	131	121	252	7	0	0	70	47	142	259	1,192	21.73%
FRANKFORT PCT 017	218	186	404	10	0	0	99	92	223	414	1,867	22.17%
NEW LENOX PCT 006	14	20	34	0	0	0	1	11	22	34	138	24.64%
NEW LENOX PCT 007	129	130	259	9	0	0	99	71	98	268	1,619	16.55%
Totals	1,662	1,450	3,112	78	1	0	724	792	1,675	3,191	14,397	22.16%

Canvass Results Report

Will County Election Night 4/1/2025

Run Time 12:34 PM

Run Date 04/16/2025

WILL COUNTY, ILLINOIS

CONSOLIDATED ELECTION - APRIL 1, 2025

4/1/2025

Page 67

Official Results

Registered Voters
79978 of 453563 = 17.63%

Precincts Reporting
310 of 310 = 100.00%

VILLAGE OF MOKENA For Clerk - (Vote for one)

Precinct	Melissa Martini, IND	Cast Votes	Undervotes	Overvotes	Unresolved write-ins	Vote by Mail Ballots Cast	Early Voting Ballots Cast	Election Day Voting Ballots Cast	Total Ballots Cast	Registered Voters	Turnout Percentage
FRANKFORT PCT 001	228	228	39	0	0	47	72	148	267	1,222	21.85%
FRANKFORT PCT 002	252	252	55	0	0	64	101	142	307	1,288	23.84%
FRANKFORT PCT 004	244	244	51	0	0	81	73	141	295	1,403	21.03%
FRANKFORT PCT 005	325	325	52	0	0	92	90	195	377	1,723	21.88%
FRANKFORT PCT 006	291	291	63	0	0	51	81	222	354	1,417	24.98%
FRANKFORT PCT 007	243	243	58	0	0	62	80	159	301	1,358	22.16%
FRANKFORT PCT 008	0	0	0	0	0	0	0	0	0	0	0.00%
FRANKFORT PCT 012	269	269	46	0	0	58	74	183	315	1,170	26.92%
FRANKFORT PCT 013	203	203	56	0	0	70	47	142	259	1,192	21.73%
FRANKFORT PCT 017	328	328	86	0	0	99	92	223	414	1,867	22.17%
NEW LENOX PCT 006	29	29	5	0	0	1	11	22	34	138	24.64%
NEW LENOX PCT 007	220	220	48	0	0	99	71	98	268	1,619	16.55%
Totals	2,632	2,632	559	0	0	724	792	1,675	3,191	14,397	22.16%

Canvass Results Report

Will County Election Night 4/1/2025

Run Time 12:34 PM

Run Date 04/16/2025

WILL COUNTY, ILLINOIS

CONSOLIDATED ELECTION - APRIL 1, 2025

4/1/2025

Page 68

Official Results

Registered Voters
79978 of 453563 = 17.63%

Precincts Reporting
310 of 310 = 100.00%

VILLAGE OF MOKENA For Trustee (To serve an unexpired 2-year term) - (Vote for one)

Precinct	Colleen M. Patrick-Lenart, IND	Nick Clancy, IND	Cast Votes	Undervotes	Overvotes	Unresolved write-ins	Vote by Mail Ballots Cast	Early Voting Ballots Cast	Election Day Voting Ballots Cast	Total Ballots Cast	Registered Voters	Turnout Percentage
FRANKFORT PCT 001	122	130	252	15	0	0	47	72	148	267	1,222	21.85%
FRANKFORT PCT 002	147	145	292	15	0	0	64	101	142	307	1,288	23.84%
FRANKFORT PCT 004	127	143	270	25	0	0	81	73	141	295	1,403	21.03%
FRANKFORT PCT 005	143	210	353	23	1	0	92	90	195	377	1,723	21.88%
FRANKFORT PCT 006	185	147	332	22	0	0	51	81	222	354	1,417	24.98%
FRANKFORT PCT 007	139	145	284	16	1	0	62	80	159	301	1,358	22.16%
FRANKFORT PCT 008	0	0	0	0	0	0	0	0	0	0	0	0.00%
FRANKFORT PCT 012	158	139	297	17	1	0	58	74	183	315	1,170	26.92%
FRANKFORT PCT 013	123	118	241	14	4	0	70	47	142	259	1,192	21.73%
FRANKFORT PCT 017	179	207	386	26	2	0	99	92	223	414	1,867	22.17%
NEW LENOX PCT 006	15	16	31	3	0	0	1	11	22	34	138	24.64%
NEW LENOX PCT 007	107	136	243	25	0	0	99	71	98	268	1,619	16.55%
Totals	1,445	1,536	2,981	201	9	0	724	792	1,675	3,191	14,397	22.16%

Canvass Results Report

Will County Election Night 4/1/2025

Run Time 12:34 PM

Run Date 04/16/2025

WILL COUNTY, ILLINOIS

CONSOLIDATED ELECTION - APRIL 1, 2025

4/1/2025

Page 69

Official Results

Registered Voters
79978 of 453563 = 17.63%

Precincts Reporting
310 of 310 = 100.00%

VILLAGE OF MOKENA For Trustee - (Vote for not more than three)

Precinct	Melissa Fedora, IND	Daniel C. Gilbert, IND	Joshua Bailey, IND	James D. Roberts, IND	Kimberly Huelsman, IND	Cast Votes	Undervotes	Overvotes	Unresolved write-ins	Vote by Mail Ballots Cast	Early Voting Ballots Cast	Election Day Voting Ballots Cast	Total Ballots Cast	Registered Voters	Turnout Percentage
FRANKFORT PCT 001	145	120	128	117	129	639	153	3	0	47	72	148	267	1,222	21.85%
FRANKFORT PCT 002	187	147	135	114	148	731	187	1	0	64	101	142	307	1,288	23.84%
FRANKFORT PCT 004	156	137	135	110	148	686	196	1	0	81	73	141	295	1,403	21.03%
FRANKFORT PCT 005	201	158	155	157	188	859	260	4	0	92	90	195	377	1,723	21.88%
FRANKFORT PCT 006	195	157	177	140	149	818	241	1	0	51	81	222	354	1,417	24.98%
FRANKFORT PCT 007	174	143	147	106	135	705	195	1	0	62	80	159	301	1,358	22.16%
FRANKFORT PCT 008	0	0	0	0	0	0	0	0	0	0	0	0	0	0	0.00%
FRANKFORT PCT 012	223	180	203	80	106	792	153	0	0	58	74	183	315	1,170	26.92%
FRANKFORT PCT 013	140	121	133	99	121	614	160	1	0	70	47	142	259	1,192	21.73%
FRANKFORT PCT 017	230	183	199	169	200	981	258	1	0	99	92	223	414	1,867	22.17%
NEW LENOX PCT 006	19	17	12	17	19	84	18	0	0	1	11	22	34	138	24.64%
NEW LENOX PCT 007	139	114	118	107	130	608	196	0	0	99	71	98	268	1,619	16.55%
Totals	1,809	1,477	1,542	1,216	1,473	7,517	2,017	13	0	724	792	1,675	3,191	14,397	22.16%

Canvass Results Report

Will County Election Night 4/1/2025

Run Time 12:34 PM

Run Date 04/16/2025

WILL COUNTY, ILLINOIS

CONSOLIDATED ELECTION - APRIL 1, 2025

4/1/2025

Page 70

Official Results

Registered Voters
79978 of 453563 = 17.63%

Precincts Reporting
310 of 310 = 100.00%

VILLAGE OF MONEE For Mayor - (Vote for one)

Precinct	Therese M. Bogs, IND	Doneshia V. Codjoe, IND	Cast Votes	Undervotes	Overvotes	Unresolved write-ins	Vote by Mail Ballots Cast	Early Voting Ballots Cast	Election Day Voting Ballots Cast	Total Ballots Cast	Registered Voters	Turnout Percentage
MONEE PCT 001	0	0	0	0	0	0	0	0	0	0	1	0.00%
MONEE PCT 003	254	23	277	2	0	0	44	12	223	279	1,271	21.95%
MONEE PCT 004	350	23	373	1	0	0	69	44	261	374	1,500	24.93%
MONEE PCT 008	185	27	212	1	0	0	21	13	179	213	823	25.88%
Totals	789	73	862	4	0	0	134	69	663	866	3,595	24.09%

Canvass Results Report

Will County Election Night 4/1/2025

Run Time 12:34 PM

Run Date 04/16/2025

WILL COUNTY, ILLINOIS

CONSOLIDATED ELECTION - APRIL 1, 2025

4/1/2025

Page 71

Official Results

Registered Voters
79978 of 453563 = 17.63%

Precincts Reporting
310 of 310 = 100.00%

VILLAGE OF MONEE For Clerk - (Vote for one)

Precinct	Michelle Powell-Johnson, IND	Cast Votes	Undervotes	Overvotes	Unresolved write-ins	Vote by Mail Ballots Cast	Early Voting Ballots Cast	Election Day Voting Ballots Cast	Total Ballots Cast	Registered Voters	Turnout Percentage
MONEE PCT 001	0	0	0	0	0	0	0	0	0	1	0.00%
MONEE PCT 003	245	245	34	0	0	44	12	223	279	1,271	21.95%
MONEE PCT 004	346	346	28	0	0	69	44	261	374	1,500	24.93%
MONEE PCT 008	186	186	27	0	0	21	13	179	213	823	25.88%
Totals	777	777	89	0	0	134	69	663	866	3,595	24.09%

Canvass Results Report

Will County Election Night 4/1/2025

Run Time 12:34 PM

Run Date 04/16/2025

WILL COUNTY, ILLINOIS

CONSOLIDATED ELECTION - APRIL 1, 2025

4/1/2025

Page 72

Official Results

Registered Voters
79978 of 453563 = 17.63%

Precincts Reporting
310 of 310 = 100.00%

VILLAGE OF MONEE For Trustee - (Vote for not more than three)

Precinct	John R. Henson, IND	Doug Horne, IND	Sharon Y. Golden, IND	Charles Rakis, IND	Cast Votes	Undervotes	Overvotes	Unresolved write-ins	Vote by Mail Ballots Cast	Early Voting Ballots Cast	Election Day Voting Ballots Cast	Total Ballots Cast	Registered Voters	Turnout Percentage
MONEE PCT 001	0	0	0	0	0	0	0	0	0	0	0	0	1	0.00%
MONEE PCT 003	190	193	78	174	635	190	4	0	44	12	223	279	1,271	21.95%
MONEE PCT 004	280	241	137	233	891	222	3	0	69	44	261	374	1,500	24.93%
MONEE PCT 008	140	142	86	113	481	158	0	0	21	13	179	213	823	25.88%
Totals	610	576	301	520	2,007	570	7	0	134	69	663	866	3,595	24.09%

Canvass Results Report

Will County Election Night 4/1/2025

Run Time 12:34 PM

Run Date 04/16/2025

WILL COUNTY, ILLINOIS

CONSOLIDATED ELECTION - APRIL 1, 2025

4/1/2025

Page 73

Official Results

Registered Voters
79978 of 453563 = 17.63%

Precincts Reporting
310 of 310 = 100.00%

VILLAGE OF NEW LENOX For Trustee (To serve an unexpired 2-year term) - (Vote for one)

Precinct	Katie Christopherson, IND	Cast Votes	Undervotes	Overvotes	Unresolved write-ins	Vote by Mail Ballots Cast	Early Voting Ballots Cast	Election Day Voting Ballots Cast	Total Ballots Cast	Registered Voters	Turnout Percentage
HOMER PCT 016	14	14	8	0	0	9	4	9	22	316	6.96%
NEW LENOX PCT 002	98	98	28	0	0	36	23	67	126	987	12.77%
NEW LENOX PCT 004	49	49	18	0	0	15	11	41	67	347	19.31%
NEW LENOX PCT 005	124	124	58	0	0	45	39	98	182	1,220	14.92%
NEW LENOX PCT 008	33	33	17	0	0	15	12	23	50	289	17.30%
NEW LENOX PCT 009	72	72	35	0	0	23	12	72	107	946	11.31%
NEW LENOX PCT 010	171	171	55	0	0	50	62	114	226	1,065	21.22%
NEW LENOX PCT 011	183	183	61	0	0	50	53	141	244	1,523	16.02%
NEW LENOX PCT 012	113	113	51	0	0	41	31	92	164	1,263	12.98%
NEW LENOX PCT 013	130	130	59	0	0	64	30	95	189	1,311	14.42%
NEW LENOX PCT 014	142	142	55	0	0	39	35	123	197	1,611	12.23%
NEW LENOX PCT 015	130	130	63	0	0	64	32	97	193	1,524	12.66%
NEW LENOX PCT 016	168	168	54	0	0	76	39	107	222	1,327	16.73%
NEW LENOX PCT 017	148	148	40	0	0	67	42	79	188	973	19.32%
NEW LENOX PCT 018	150	150	42	0	0	50	29	113	192	1,756	10.93%
NEW LENOX PCT 019	143	143	57	0	0	51	39	110	200	2,074	9.64%
NEW LENOX PCT 020	134	134	44	0	0	61	44	73	178	1,334	13.34%
Totals	2,002	2,002	745	0	0	756	537	1,454	2,747	19,866	13.83%

Canvass Results Report

Will County Election Night 4/1/2025

Run Time 12:34 PM

Run Date 04/16/2025

WILL COUNTY, ILLINOIS

CONSOLIDATED ELECTION - APRIL 1, 2025

4/1/2025

Page 74

Official Results

Registered Voters
79978 of 453563 = 17.63%

Precincts Reporting
310 of 310 = 100.00%

VILLAGE OF NEW LENOX For Trustee - (Vote for not more than three)

Precinct	Bryan Reiser, IND	James Leahy Wilson, IND	Amy Gugliuzza, IND	Cast Votes	Undervotes	Overvotes	Unresolved write-ins	Vote by Mail Ballots Cast	Early Voting Ballots Cast	Election Day Voting Ballots Cast	Total Ballots Cast	Registered Voters	Turnout Percentage
HOMER PCT 016	8	6	8	22	44	0	0	9	4	9	22	316	6.96%
NEW LENOX PCT 002	79	76	87	242	136	0	0	36	23	67	126	987	12.77%
NEW LENOX PCT 004	38	35	38	111	90	0	0	15	11	41	67	347	19.31%
NEW LENOX PCT 005	90	89	109	288	258	0	0	45	39	98	182	1,220	14.92%
NEW LENOX PCT 008	24	20	24	68	82	0	0	15	12	23	50	289	17.30%
NEW LENOX PCT 009	56	57	58	171	150	0	0	23	12	72	107	946	11.31%
NEW LENOX PCT 010	137	125	148	410	268	0	0	50	62	114	226	1,065	21.22%
NEW LENOX PCT 011	144	137	157	438	294	0	0	50	53	141	244	1,523	16.02%
NEW LENOX PCT 012	83	79	94	256	236	0	0	41	31	92	164	1,263	12.98%
NEW LENOX PCT 013	89	91	102	282	285	0	0	64	30	95	189	1,311	14.42%
NEW LENOX PCT 014	113	107	118	338	253	0	0	39	35	123	197	1,611	12.23%
NEW LENOX PCT 015	105	98	115	318	261	0	0	64	32	97	193	1,524	12.66%
NEW LENOX PCT 016	121	118	147	386	280	0	0	76	39	107	222	1,327	16.73%
NEW LENOX PCT 017	114	116	128	358	206	0	0	67	42	79	188	973	19.32%
NEW LENOX PCT 018	102	101	120	323	253	0	0	50	29	113	192	1,756	10.93%
NEW LENOX PCT 019	105	101	120	326	274	0	0	51	39	110	200	2,074	9.64%
NEW LENOX PCT 020	107	99	111	317	217	0	0	61	44	73	178	1,334	13.34%
Totals	1,515	1,455	1,684	4,654	3,587	0	0	756	537	1,454	2,747	19,866	13.83%

Canvass Results Report

Will County Election Night 4/1/2025

Run Time 12:34 PM
Run Date 04/16/2025

WILL COUNTY, ILLINOIS

CONSOLIDATED ELECTION - APRIL 1, 2025

4/1/2025
Page 75

Official Results

Registered Voters
79978 of 453563 = 17.63%
Precincts Reporting
310 of 310 = 100.00%

VILLAGE OF ORLAND PARK (Cook & Will Counties) For President - (Vote for one)

Precinct	Keith Pekau, POP	Jim Dodge, OPA	Cast Votes	Undervotes	Overvotes	Unresolved write-ins	Vote by Mail Ballots Cast	Early Voting Ballots Cast	Election Day Voting Ballots Cast	Total Ballots Cast	Registered Voters	Turnout Percentage
FRANKFORT PCT 002	19	38	57	2	0	0	48	6	5	59	215	27.44%
Totals	19	38	57	2	0	0	48	6	5	59	215	27.44%

This political subdivision has been canvassed by the election authority in which their principal office is located.

Canvass Results Report

Will County Election Night 4/1/2025

Run Time 12:34 PM

Run Date 04/16/2025

WILL COUNTY, ILLINOIS

CONSOLIDATED ELECTION - APRIL 1, 2025

4/1/2025

Page 76

Official Results

Registered Voters
79978 of 453563 = 17.63%

Precincts Reporting
310 of 310 = 100.00%

VILLAGE OF ORLAND PARK (Cook & Will Counties) For Clerk - (Vote for one)

Precinct	Brian Gaspardo, POP	Mary Ryan Norwell, OPA	Cast Votes	Undervotes	Overvotes	Unresolved write-ins	Vote by Mail Ballots Cast	Early Voting Ballots Cast	Election Day Voting Ballots Cast	Total Ballots Cast	Registered Voters	Turnout Percentage
FRANKFORT PCT 002	15	40	55	4	0	0	48	6	5	59	215	27.44%
Totals	15	40	55	4	0	0	48	6	5	59	215	27.44%

This political subdivision has been canvassed by the election authority in which their principal office is located.

Canvass Results Report

Will County Election Night 4/1/2025

Run Time 12:34 PM

Run Date 04/16/2025

WILL COUNTY, ILLINOIS

CONSOLIDATED ELECTION - APRIL 1, 2025

4/1/2025

Page 77

Official Results

Registered Voters

79978 of 453563 = 17.63%

Precincts Reporting

310 of 310 = 100.00%

VILLAGE OF ORLAND PARK (Cook & Will Counties) For Trustee - (Vote for not more than three)

Precinct	Brian Riordan, POP	Carol McGury, POP	Sean Kampas, POP	Dina M. Lawrence, OPA	Joanna M. Liotine Leafblad, OPA	John Lawler, OPA	Cast Votes	Undervotes	Overvotes	Unresolved write-ins	Vote by Mail Ballots Cast	Early Voting Ballots Cast	Election Day Voting Ballots Cast	Total Ballots Cast	Registered Voters	Turnout Percentage
FRANKFORT PCT 002	17	21	19	34	34	35	160	17	0	0	48	6	5	59	215	27.44%
Totals	17	21	19	34	34	35	160	17	0	0	48	6	5	59	215	27.44%

This political subdivision has been canvassed by the election authority in which their principal office is located.

Canvass Results Report

Will County Election Night 4/1/2025

Run Time 12:34 PM
Run Date 04/16/2025

WILL COUNTY, ILLINOIS

CONSOLIDATED ELECTION - APRIL 1, 2025

4/1/2025
Page 78

Official Results

Registered Voters
79978 of 453563 = 17.63%
Precincts Reporting
310 of 310 = 100.00%

VILLAGE OF PARK FOREST (Cook & Will Counties) For Trustee - (Vote for not more than three)

Precinct	Maya Hardy, IND	Erin I. Slone, IND	Theresa M. Settles, IND	Cast Votes	Undervotes	Overvotes	Unresolved write-ins	Vote by Mail Ballots Cast	Early Voting Ballots Cast	Election Day Voting Ballots Cast	Total Ballots Cast	Registered Voters	Turnout Percentage
CRETE PCT 001	12	6	9	27	18	0	0	1	1	13	15	408	3.68%
MONEE PCT 001	45	44	43	132	63	0	0	32	7	26	65	743	8.75%
MONEE PCT 002	26	27	27	80	16	0	0	20	3	9	32	539	5.94%
Totals	83	77	79	239	97	0	0	53	11	48	112	1,690	6.63%

This political subdivision has been canvassed by the election authority in which their principal office is located.

Canvass Results Report

Will County Election Night 4/1/2025

Run Time 12:34 PM

Run Date 04/16/2025

WILL COUNTY, ILLINOIS

CONSOLIDATED ELECTION - APRIL 1, 2025

4/1/2025

Page 79

Official Results

Registered Voters
79978 of 453563 = 17.63%

Precincts Reporting
310 of 310 = 100.00%

VILLAGE OF PEOTONE For President - (Vote for one)

Precinct	Peter J. March, IND	Chris Vieaux, IND	Cast Votes	Undervotes	Overvotes	Unresolved write-ins	Vote by Mail Ballots Cast	Early Voting Ballots Cast	Election Day Voting Ballots Cast	Total Ballots Cast	Registered Voters	Turnout Percentage
PEOTONE PCT 001	174	290	464	3	0	0	50	15	402	467	1,110	42.07%
PEOTONE PCT 002	155	313	468	5	0	0	92	15	366	473	1,330	35.56%
WILL PCT 001	48	98	146	0	0	0	25	11	110	146	413	35.35%
Totals	377	701	1,078	8	0	0	167	41	878	1,086	2,853	38.07%

Canvass Results Report

Will County Election Night 4/1/2025

Run Time 12:34 PM

Run Date 04/16/2025

WILL COUNTY, ILLINOIS

CONSOLIDATED ELECTION - APRIL 1, 2025

4/1/2025

Page 80

Official Results

Registered Voters
79978 of 453563 = 17.63%

Precincts Reporting
310 of 310 = 100.00%

VILLAGE OF PEOTONE For Trustee - (Vote for not more than three)

Precinct	Nicholas Lee Strba, IND	Patrick J. Bowden, IND	Jacqueline Richards, IND	Cast Votes	Undervotes	Overvotes	Unresolved write-ins	Vote by Mail Ballots Cast	Early Voting Ballots Cast	Election Day Voting Ballots Cast	Total Ballots Cast	Registered Voters	Turnout Percentage
PEOTONE PCT 001	293	213	192	698	703	0	0	50	15	402	467	1,110	42.07%
PEOTONE PCT 002	319	229	207	755	664	0	0	92	15	366	473	1,330	35.56%
WILL PCT 001	94	69	70	233	205	0	0	25	11	110	146	413	35.35%
Totals	706	511	469	1,686	1,572	0	0	167	41	878	1,086	2,853	38.07%

VILLAGE OF PLAINFIELD (Kendall & Will Counties) For President - (Vote for one)

Precinct	Kevin M. Calkins, IND	Margie Bonuchi, IND	John F. Argoudelis, IND*	Cally J. Larson, IND	Cast Votes	Undervotes	Overvotes	Unresolved write-ins	Vote by Mail Ballots Cast	Early Voting Ballots Cast	Election Day Voting Ballots Cast	Total Ballots Cast	Registered Voters	Turnout Percentage
PLAINFIELD PCT 001	37	64	222	28	351	7	2	0	88	79	193	360	1,628	22.11%
PLAINFIELD PCT 002	31	88	205	12	336	11	1	0	96	88	164	348	1,641	21.21%
PLAINFIELD PCT 003	25	33	130	17	205	4	0	0	60	57	92	209	1,093	19.12%
PLAINFIELD PCT 008	47	65	299	27	438	1	0	0	102	96	241	439	1,700	25.82%
PLAINFIELD PCT 009	30	107	363	6	506	6	2	0	108	161	245	514	1,951	26.35%
PLAINFIELD PCT 010	51	115	282	12	460	2	0	0	105	141	216	462	1,250	36.96%
PLAINFIELD PCT 013	36	96	311	23	466	8	1	0	135	138	202	475	2,177	21.82%
PLAINFIELD PCT 014	38	124	319	13	494	6	1	0	131	139	231	501	1,971	25.42%
PLAINFIELD PCT 015	40	48	198	7	293	3	1	0	89	86	122	297	1,240	23.95%
PLAINFIELD PCT 016	19	40	124	9	192	5	0	0	71	47	79	197	987	19.96%
WHEATLAND PCT 001	10	46	109	5	170	4	1	0	63	31	81	175	1,286	13.61%
WHEATLAND PCT 016	13	23	40	0	76	2	0	0	24	14	40	78	627	12.44%
WHEATLAND PCT 023	29	46	135	7	217	18	0	0	74	46	115	235	1,889	12.44%
WHEATLAND PCT 025	33	84	169	12	298	8	1	0	75	69	163	307	1,722	17.83%
WHEATLAND PCT 026	23	91	253	10	377	3	0	0	121	97	162	380	1,741	21.83%
WHEATLAND PCT 028	27	80	196	7	310	2	1	0	77	67	169	313	1,712	18.28%
WHEATLAND PCT 029	16	97	290	7	410	7	0	0	103	79	235	417	1,826	22.84%
WHEATLAND PCT 030	36	109	161	6	312	3	0	0	71	72	172	315	1,831	17.20%
WHEATLAND PCT 036	10	50	136	6	202	9	0	0	72	40	99	211	1,172	18.00%
Totals	551	1,406	3,942	214	6,113	109	11	0	1,665	1,547	3,021	6,233	29,444	21.17%

I, the undersigned do hereby certify that on April 22, 2025, I canvassed the returns of an election held on April 1, 2025 for **VILLAGE OF PLAINFIELD** and I proclaim that a total of **6,577** voters requested and received ballots and I do further certify the number of votes received for each candidate for this office, **and the winners are denoted with an asterisk next to his or her name.**

I further certify that the above is a true and complete Abstract of Votes and was prepared in my presence on April 22, 2025.

Annette Parker
 Annette Parker, County Clerk
 The County of Will, Illinois

VILLAGE OF PLAINFIELD (Kendall & Will Counties) For Trustee - (Vote for not more than three)

Precinct	Vanessa Sula, IND*	Siv Panicker, IND*	Tom Ruane, IND*	Cast Votes	Undervotes	Overvotes	Unresolved write-ins	Vote by Mail Ballots Cast	Early Voting Ballots Cast	Election Day Voting Ballots Cast	Total Ballots Cast	Registered Voters	Turnout Percentage
PLAINFIELD PCT 001	216	139	187	542	538	0	0	88	79	193	360	1,628	22.11%
PLAINFIELD PCT 002	199	153	203	555	489	0	0	96	88	164	348	1,641	21.21%
PLAINFIELD PCT 003	107	80	116	303	324	0	0	60	57	92	209	1,093	19.12%
PLAINFIELD PCT 008	253	154	226	633	684	0	0	102	96	241	439	1,700	25.82%
PLAINFIELD PCT 009	286	167	244	697	845	0	0	108	161	245	514	1,951	26.35%
PLAINFIELD PCT 010	217	146	283	646	740	0	0	105	141	216	462	1,250	36.96%
PLAINFIELD PCT 013	272	191	243	706	719	0	0	135	138	202	475	2,177	21.82%
PLAINFIELD PCT 014	266	183	284	733	770	0	0	131	139	231	501	1,971	25.42%
PLAINFIELD PCT 015	156	107	168	431	460	0	0	89	86	122	297	1,240	23.95%
PLAINFIELD PCT 016	121	93	117	331	260	0	0	71	47	79	197	987	19.96%
WHEATLAND PCT 001	95	78	93	266	259	0	0	63	31	81	175	1,286	13.61%
WHEATLAND PCT 016	54	34	46	134	100	0	0	24	14	40	78	627	12.44%
WHEATLAND PCT 023	131	113	106	350	355	0	0	74	46	115	235	1,889	12.44%
WHEATLAND PCT 025	161	147	148	456	465	0	0	75	69	163	307	1,722	17.83%
WHEATLAND PCT 026	224	162	217	603	537	0	0	121	97	162	380	1,741	21.83%
WHEATLAND PCT 028	180	130	172	482	457	0	0	77	67	169	313	1,712	18.28%
WHEATLAND PCT 029	260	150	257	667	584	0	0	103	79	235	417	1,826	22.84%
WHEATLAND PCT 030	177	139	181	497	448	0	0	71	72	172	315	1,831	17.20%
WHEATLAND PCT 036	132	90	109	331	302	0	0	72	40	99	211	1,172	18.00%
Totals	3,507	2,456	3,400	9,363	9,336	0	0	1,665	1,547	3,021	6,233	29,444	21.17%

I, the undersigned do hereby certify that on April 22, 2025, I canvassed the returns of an election held on April 1, 2025 for **VILLAGE OF PLAINFIELD** and I proclaim that a total of **6,577** voters requested and received ballots and I do further certify the number of votes received for each candidate for this office, **and the winners are denoted with an asterisk next to his or her name.**

I further certify that the above is a true and complete Abstract of Votes and was prepared in my presence on April 22, 2025.



Annette Parker, County Clerk
The County of Will, Illinois

Canvass Results Report

Will County Election Night 4/1/2025

Run Time 12:34 PM

Run Date 04/16/2025

WILL COUNTY, ILLINOIS

CONSOLIDATED ELECTION - APRIL 1, 2025

4/1/2025

Page 83

Official Results

Registered Voters
79978 of 453563 = 17.63%

Precincts Reporting
310 of 310 = 100.00%

VILLAGE OF ROCKDALE For President - (Vote for one)

Precinct	Samuel Wyke	Cast Votes	Undervotes	Overvotes	Unresolved write-ins	Vote by Mail Ballots Cast	Early Voting Ballots Cast	Election Day Voting Ballots Cast	Total Ballots Cast	Registered Voters	Turnout Percentage
JOLIET PCT 033	91	91	13	0	0	23	6	75	104	1,049	9.91%
Totals	91	91	13	0	0	23	6	75	104	1,049	9.91%

Canvass Results Report

Will County Election Night 4/1/2025

Run Time 12:34 PM

Run Date 04/16/2025

WILL COUNTY, ILLINOIS

CONSOLIDATED ELECTION - APRIL 1, 2025

4/1/2025

Page 84

Official Results

Registered Voters

79978 of 453563 = 17.63%

Precincts Reporting

310 of 310 = 100.00%

VILLAGE OF ROCKDALE For Trustee - (Vote for not more than three)

Precinct	Eugene Lorenc	Mark Pirc	Gary Califello	Cast Votes	Undervotes	Overvotes	Unresolved write-ins	Vote by Mail Ballots Cast	Early Voting Ballots Cast	Election Day Voting Ballots Cast	Total Ballots Cast	Registered Voters	Turnout Percentage
JOLIET PCT 033	79	74	71	224	88	0	0	23	6	75	104	1,049	9.91%
Totals	79	74	71	224	88	0	0	23	6	75	104	1,049	9.91%

Canvass Results Report

Will County Election Night 4/1/2025

Run Time 12:34 PM

Run Date 04/16/2025

WILL COUNTY, ILLINOIS

CONSOLIDATED ELECTION - APRIL 1, 2025

4/1/2025

Page 85

Official Results

Registered Voters
79978 of 453563 = 17.63%

Precincts Reporting
310 of 310 = 100.00%

VILLAGE OF ROMEOVILLE For President - (Vote for one)

Precinct	John D. Noak, ROM	Cast Votes	Undervotes	Overvotes	Unresolved write-ins	Vote by Mail Ballots Cast	Early Voting Ballots Cast	Election Day Voting Ballots Cast	Total Ballots Cast	Registered Voters	Turnout Percentage
DUPAGE PCT 031	0	0	0	0	0	0	0	0	0	22	0.00%
DUPAGE PCT 032	155	155	28	0	0	40	20	123	183	1,861	9.83%
DUPAGE PCT 033	104	104	8	0	0	39	17	56	112	1,154	9.71%
DUPAGE PCT 035	46	46	3	0	0	19	9	21	49	1,202	4.08%
DUPAGE PCT 036	165	165	41	0	0	59	28	119	206	1,908	10.80%
DUPAGE PCT 037	121	121	28	0	0	36	16	97	149	1,450	10.28%
LOCKPORT PCT 002	176	176	21	0	0	61	32	104	197	1,791	11.00%
LOCKPORT PCT 003	141	141	24	0	0	55	12	98	165	1,651	9.99%
LOCKPORT PCT 004	95	95	7	0	0	37	13	52	102	1,118	9.12%
LOCKPORT PCT 006	37	37	4	0	0	17	6	18	41	550	7.45%
LOCKPORT PCT 007	146	146	9	0	0	43	22	90	155	1,897	8.17%
LOCKPORT PCT 008	99	99	12	0	0	32	26	53	111	1,618	6.86%
LOCKPORT PCT 009	403	403	67	0	0	189	36	245	470	2,114	22.23%
PLAINFIELD PCT 006	61	61	3	0	0	15	3	46	64	956	6.69%
PLAINFIELD PCT 007	132	132	10	0	0	62	17	63	142	1,957	7.26%
PLAINFIELD PCT 011	57	57	2	0	0	24	3	32	59	804	7.34%
PLAINFIELD PCT 012	130	130	7	0	0	56	11	70	137	1,504	9.11%
Totals	2,068	2,068	274	0	0	784	271	1,287	2,342	23,557	9.94%

Canvass Results Report

Will County Election Night 4/1/2025

Run Time 12:34 PM

Run Date 04/16/2025

WILL COUNTY, ILLINOIS

CONSOLIDATED ELECTION - APRIL 1, 2025

4/1/2025

Page 86

Official Results

Registered Voters
79978 of 453563 = 17.63%

Precincts Reporting
310 of 310 = 100.00%

VILLAGE OF ROMEOVILLE For Clerk - (Vote for one)

Precinct	Bernice E. Holloway, ROM	Cast Votes	Undervotes	Overvotes	Unresolved write-ins	Vote by Mail Ballots Cast	Early Voting Ballots Cast	Election Day Voting Ballots Cast	Total Ballots Cast	Registered Voters	Turnout Percentage
DUPAGE PCT 031	0	0	0	0	0	0	0	0	0	22	0.00%
DUPAGE PCT 032	154	154	29	0	0	40	20	123	183	1,861	9.83%
DUPAGE PCT 033	104	104	8	0	0	39	17	56	112	1,154	9.71%
DUPAGE PCT 035	43	43	6	0	0	19	9	21	49	1,202	4.08%
DUPAGE PCT 036	172	172	34	0	0	59	28	119	206	1,908	10.80%
DUPAGE PCT 037	119	119	30	0	0	36	16	97	149	1,450	10.28%
LOCKPORT PCT 002	167	167	30	0	0	61	32	104	197	1,791	11.00%
LOCKPORT PCT 003	137	137	28	0	0	55	12	98	165	1,651	9.99%
LOCKPORT PCT 004	92	92	10	0	0	37	13	52	102	1,118	9.12%
LOCKPORT PCT 006	36	36	5	0	0	17	6	18	41	550	7.45%
LOCKPORT PCT 007	140	140	15	0	0	43	22	90	155	1,897	8.17%
LOCKPORT PCT 008	94	94	17	0	0	32	26	53	111	1,618	6.86%
LOCKPORT PCT 009	387	387	83	0	0	189	36	245	470	2,114	22.23%
PLAINFIELD PCT 006	61	61	3	0	0	15	3	46	64	956	6.69%
PLAINFIELD PCT 007	129	129	13	0	0	62	17	63	142	1,957	7.26%
PLAINFIELD PCT 011	56	56	3	0	0	24	3	32	59	804	7.34%
PLAINFIELD PCT 012	125	125	12	0	0	56	11	70	137	1,504	9.11%
Totals	2,016	2,016	326	0	0	784	271	1,287	2,342	23,557	9.94%

Canvass Results Report

Will County Election Night 4/1/2025

Run Time 12:34 PM

Run Date 04/16/2025

WILL COUNTY, ILLINOIS

CONSOLIDATED ELECTION - APRIL 1, 2025

4/1/2025

Page 87

Official Results

Registered Voters
79978 of 453563 = 17.63%

Precincts Reporting
310 of 310 = 100.00%

VILLAGE OF ROMEOVILLE For Trustee - (Vote for not more than three)

Precinct	Jose "Joe" Chavez, Jr., ROM	Brian A. Clancy, Sr., ROM	David G. Richards, ROM	Cast Votes	Undervotes	Overvotes	Unresolved write-ins	Vote by Mail Ballots Cast	Early Voting Ballots Cast	Election Day Voting Ballots Cast	Total Ballots Cast	Registered Voters	Turnout Percentage
DUPAGE PCT 031	0	0	0	0	0	0	0	0	0	0	0	22	0.00%
DUPAGE PCT 032	142	130	120	392	157	0	0	40	20	123	183	1,861	9.83%
DUPAGE PCT 033	98	90	94	282	54	0	0	39	17	56	112	1,154	9.71%
DUPAGE PCT 035	40	35	36	111	36	0	0	19	9	21	49	1,202	4.08%
DUPAGE PCT 036	151	147	139	437	181	0	0	59	28	119	206	1,908	10.80%
DUPAGE PCT 037	104	95	98	297	150	0	0	36	16	97	149	1,450	10.28%
LOCKPORT PCT 002	146	137	134	417	174	0	0	61	32	104	197	1,791	11.00%
LOCKPORT PCT 003	118	113	101	332	163	0	0	55	12	98	165	1,651	9.99%
LOCKPORT PCT 004	84	78	71	233	73	0	0	37	13	52	102	1,118	9.12%
LOCKPORT PCT 006	32	27	27	86	37	0	0	17	6	18	41	550	7.45%
LOCKPORT PCT 007	126	106	110	342	123	0	0	43	22	90	155	1,897	8.17%
LOCKPORT PCT 008	82	65	64	211	122	0	0	32	26	53	111	1,618	6.86%
LOCKPORT PCT 009	329	326	315	970	440	0	0	189	36	245	470	2,114	22.23%
PLAINFIELD PCT 006	55	47	47	149	43	0	0	15	3	46	64	956	6.69%
PLAINFIELD PCT 007	121	94	97	312	114	0	0	62	17	63	142	1,957	7.26%
PLAINFIELD PCT 011	54	39	37	130	47	0	0	24	3	32	59	804	7.34%
PLAINFIELD PCT 012	108	85	83	276	135	0	0	56	11	70	137	1,504	9.11%
Totals	1,790	1,614	1,573	4,977	2,049	0	0	784	271	1,287	2,342	23,557	9.94%

Canvass Results Report

Will County Election Night 4/1/2025

Run Time 12:34 PM

Run Date 04/16/2025

WILL COUNTY, ILLINOIS

CONSOLIDATED ELECTION - APRIL 1, 2025

4/1/2025

Page 88

Official Results

Registered Voters
79978 of 453563 = 17.63%

Precincts Reporting
310 of 310 = 100.00%

VILLAGE OF SHOREWOOD For Mayor - (Vote for one)

Precinct	Clarence 'CC' DeBold, IND	Cast Votes	Undervotes	Overvotes	Unresolved write-ins	Vote by Mail Ballots Cast	Early Voting Ballots Cast	Election Day Voting Ballots Cast	Total Ballots Cast	Registered Voters	Turnout Percentage
TROY PCT 007	155	155	24	0	0	85	43	51	179	2,108	8.49%
TROY PCT 010	147	147	32	0	0	44	36	99	179	1,734	10.32%
TROY PCT 011	0	0	0	0	0	0	0	0	0	12	0.00%
TROY PCT 013	271	271	45	0	0	113	65	138	316	1,812	17.44%
TROY PCT 014	202	202	53	0	0	78	35	142	255	1,952	13.06%
TROY PCT 015	115	115	54	0	0	45	31	93	169	1,294	13.06%
TROY PCT 017	151	151	61	0	0	59	51	102	212	1,669	12.70%
TROY PCT 020	101	101	32	0	0	32	35	66	133	1,632	8.15%
TROY PCT 021	61	61	36	0	0	21	17	59	97	1,274	7.61%
Totals	1,203	1,203	337	0	0	477	313	750	1,540	13,487	11.42%

Canvass Results Report

Will County Election Night 4/1/2025

Run Time 12:34 PM

Run Date 04/16/2025

WILL COUNTY, ILLINOIS

CONSOLIDATED ELECTION - APRIL 1, 2025

4/1/2025

Page 89

Official Results

Registered Voters
79978 of 453563 = 17.63%

Precincts Reporting
310 of 310 = 100.00%

VILLAGE OF SHOREWOOD For Clerk - (Vote for one)

Precinct	Lona Jakaitis, IND	Cast Votes	Undervotes	Overvotes	Unresolved write-ins	Vote by Mail Ballots Cast	Early Voting Ballots Cast	Election Day Voting Ballots Cast	Total Ballots Cast	Registered Voters	Turnout Percentage
TROY PCT 007	152	152	27	0	0	85	43	51	179	2,108	8.49%
TROY PCT 010	151	151	28	0	0	44	36	99	179	1,734	10.32%
TROY PCT 011	0	0	0	0	0	0	0	0	0	12	0.00%
TROY PCT 013	269	269	47	0	0	113	65	138	316	1,812	17.44%
TROY PCT 014	210	210	45	0	0	78	35	142	255	1,952	13.06%
TROY PCT 015	119	119	50	0	0	45	31	93	169	1,294	13.06%
TROY PCT 017	163	163	49	0	0	59	51	102	212	1,669	12.70%
TROY PCT 020	108	108	25	0	0	32	35	66	133	1,632	8.15%
TROY PCT 021	70	70	27	0	0	21	17	59	97	1,274	7.61%
Totals	1,242	1,242	298	0	0	477	313	750	1,540	13,487	11.42%

Canvass Results Report

Will County Election Night 4/1/2025

Run Time 12:34 PM

Run Date 04/16/2025

WILL COUNTY, ILLINOIS

CONSOLIDATED ELECTION - APRIL 1, 2025

4/1/2025

Page 90

Official Results

Registered Voters
79978 of 453563 = 17.63%

Precincts Reporting
310 of 310 = 100.00%

VILLAGE OF SHOREWOOD For Trustee - (Vote for not more than three)

Precinct	Molly Babyak, IND	Scott Selfridge, IND	Richard (Rick) Chapman, IND	Cast Votes	Undervotes	Overvotes	Unresolved write-ins	Vote by Mail Ballots Cast	Early Voting Ballots Cast	Election Day Voting Ballots Cast	Total Ballots Cast	Registered Voters	Turnout Percentage
TROY PCT 007	123	113	129	365	172	0	0	85	43	51	179	2,108	8.49%
TROY PCT 010	114	115	107	336	201	0	0	44	36	99	179	1,734	10.32%
TROY PCT 011	0	0	0	0	0	0	0	0	0	0	0	12	0.00%
TROY PCT 013	211	192	224	627	321	0	0	113	65	138	316	1,812	17.44%
TROY PCT 014	161	181	171	513	252	0	0	78	35	142	255	1,952	13.06%
TROY PCT 015	104	97	104	305	202	0	0	45	31	93	169	1,294	13.06%
TROY PCT 017	136	129	143	408	228	0	0	59	51	102	212	1,669	12.70%
TROY PCT 020	90	75	81	246	153	0	0	32	35	66	133	1,632	8.15%
TROY PCT 021	57	54	52	163	128	0	0	21	17	59	97	1,274	7.61%
Totals	996	956	1,011	2,963	1,657	0	0	477	313	750	1,540	13,487	11.42%

Canvass Results Report

Will County Election Night 4/1/2025

Run Time 12:34 PM

Run Date 04/16/2025

WILL COUNTY, ILLINOIS

CONSOLIDATED ELECTION - APRIL 1, 2025

4/1/2025

Page 91

Official Results

Registered Voters
79978 of 453563 = 17.63%

Precincts Reporting
310 of 310 = 100.00%

VILLAGE OF STEGER (Cook & Will Counties) For President - (Vote for one)

Precinct	Ernesto "Ernie" Lopez, BET	William J Joyce, ACT	Gerald Ryan Stewart, ALL	Cast Votes	Undervotes	Overvotes	Unresolved write-ins	Vote by Mail Ballots Cast	Early Voting Ballots Cast	Election Day Voting Ballots Cast	Total Ballots Cast	Registered Voters	Turnout Percentage
CRETE PCT 001	2	0	0	2	0	0	0	0	0	2	2	10	20.00%
CRETE PCT 002	81	109	43	233	0	0	0	37	37	159	233	1,293	18.02%
CRETE PCT 003	143	163	40	346	2	0	0	61	55	232	348	1,296	26.85%
CRETE PCT 004	20	18	8	46	0	0	0	4	2	40	46	169	27.22%
Totals	246	290	91	627	2	0	0	102	94	433	629	2,768	22.72%

This political subdivision has been canvassed by the election authority in which their principal office is located.

Canvass Results Report

Will County Election Night 4/1/2025

Run Time 12:34 PM
Run Date 04/16/2025

WILL COUNTY, ILLINOIS

CONSOLIDATED ELECTION - APRIL 1, 2025

4/1/2025
Page 92

Official Results

Registered Voters
79978 of 453563 = 17.63%
Precincts Reporting
310 of 310 = 100.00%

VILLAGE OF STEGER (Cook & Will Counties) For Clerk - (Vote for one)

Precinct	Joseph "Joe" Zagone Jr, BET	James J Piacentini, ACT	Nicholas Charles Dreixler, ALL	Cast Votes	Undervotes	Overvotes	Unresolved write-ins	Vote by Mail Ballots Cast	Early Voting Ballots Cast	Election Day Voting Ballots Cast	Total Ballots Cast	Registered Voters	Turnout Percentage
CRETE PCT 001	2	0	0	2	0	0	0	0	0	2	2	10	20.00%
CRETE PCT 002	91	92	45	228	5	0	0	37	37	159	233	1,293	18.02%
CRETE PCT 003	154	134	51	339	9	0	0	61	55	232	348	1,296	26.85%
CRETE PCT 004	22	19	5	46	0	0	0	4	2	40	46	169	27.22%
Totals	269	245	101	615	14	0	0	102	94	433	629	2,768	22.72%

This political subdivision has been canvassed by the election authority in which their principal office is located.

Canvass Results Report

Will County Election Night 4/1/2025

Run Time 12:34 PM
Run Date 04/16/2025

WILL COUNTY, ILLINOIS

CONSOLIDATED ELECTION - APRIL 1, 2025

4/1/2025
Page 93

Official Results

Registered Voters
79978 of 453563 = 17.63%
Precincts Reporting
310 of 310 = 100.00%

VILLAGE OF STEGER (Cook & Will Counties) For Trustee - (Vote for not more than three)

Precinct	Leonard "Lenny" Skrezyna Jr., BET	Brittany Stone, BET	Cindy Trotter, BET	Steve Thurmond, ACT	James Hanus, ACT	Starlena "Star" Kaminski, ACT	Thomas Alan Dreixler, ALL	David J. Mendez Jr, ALL	Jonathan David Hollifield, ALL	Cast Votes	Undervotes	Overvotes	Unresolved write-ins	Vote by Mail Ballots Cast	Early Voting Ballots Cast	Election Day Voting Ballots Cast	Total Ballots Cast	Registered Voters	Turnout Percentage
CRETE PCT 001	2	2	2	0	0	0	0	0	0	6	0	0	0	0	0	2	2	10	20.00%
CRETE PCT 002	76	76	89	97	92	97	40	24	37	628	68	1	0	37	37	159	233	1,293	18.02%
CRETE PCT 003	134	130	156	145	118	137	52	38	30	940	98	2	0	61	55	232	348	1,296	26.85%
CRETE PCT 004	20	17	20	17	13	15	7	6	7	122	16	0	0	4	2	40	46	169	27.22%
Totals	232	225	267	259	223	249	99	68	74	1,696	182	3	0	102	94	433	629	2,768	22.72%

This political subdivision has been canvassed by the election authority in which their principal office is located.

Canvass Results Report

Will County Election Night 4/1/2025

Run Time 12:34 PM

Run Date 04/16/2025

WILL COUNTY, ILLINOIS

CONSOLIDATED ELECTION - APRIL 1, 2025

4/1/2025

Page 94

Official Results

Registered Voters
79978 of 453563 = 17.63%

Precincts Reporting
310 of 310 = 100.00%

VILLAGE OF SYMERTON For Trustee - (Vote for not more than three)

Precinct	Eric Wilhelm	Karey Taylor	Phil Anderson	Cast Votes	Undervotes	Overvotes	Unresolved write-ins	Vote by Mail Ballots Cast	Early Voting Ballots Cast	Election Day Voting Ballots Cast	Total Ballots Cast	Registered Voters	Turnout Percentage
FLORENCE PCT 001	12	11	9	32	4	0	0	2	2	8	12	73	16.44%
Totals	12	11	9	32	4	0	0	2	2	8	12	73	16.44%

Canvass Results Report

Will County Election Night 4/1/2025

Run Time 12:34 PM
Run Date 04/16/2025

WILL COUNTY, ILLINOIS

CONSOLIDATED ELECTION - APRIL 1, 2025

4/1/2025
Page 95

Official Results

Registered Voters
79978 of 453563 = 17.63%
Precincts Reporting
310 of 310 = 100.00%

VILLAGE OF TINLEY PARK (Cook & Will Counties) For President - (Vote for one)

Precinct	Michael W. Glotz, OTP	Michael Patrick Maloney, TTP	Cast Votes	Undervotes	Overvotes	Unresolved write-ins	Vote by Mail Ballots Cast	Early Voting Ballots Cast	Election Day Voting Ballots Cast	Total Ballots Cast	Registered Voters	Turnout Percentage
FRANKFORT PCT 002	0	0	0	0	0	0	0	0	0	0	0	0.00%
FRANKFORT PCT 003	278	141	419	7	1	0	83	156	188	427	1,654	25.82%
FRANKFORT PCT 008	69	66	135	4	0	0	31	52	56	139	656	21.19%
FRANKFORT PCT 009	218	95	313	10	2	0	104	100	121	325	1,494	21.75%
FRANKFORT PCT 010	215	129	344	5	1	0	107	106	137	350	1,479	23.66%
FRANKFORT PCT 014	0	1	1	0	0	0	1	0	0	1	2	50.00%
Totals	780	432	1,212	26	4	0	326	414	502	1,242	5,285	23.50%

This political subdivision has been canvassed by the election authority in which their principal office is located.

Canvass Results Report

Will County Election Night 4/1/2025

Run Time 12:34 PM
Run Date 04/16/2025

WILL COUNTY, ILLINOIS

CONSOLIDATED ELECTION - APRIL 1, 2025

4/1/2025
Page 96

Official Results

Registered Voters
79978 of 453563 = 17.63%
Precincts Reporting
310 of 310 = 100.00%

VILLAGE OF TINLEY PARK (Cook & Will Counties) For Clerk - (Vote for one)

Precinct	Nancy M. O'Connor, OTP	Cynthia "Cindy" O'Boyle, TTP	Cast Votes	Undervotes	Overvotes	Unresolved write-ins	Vote by Mail Ballots Cast	Early Voting Ballots Cast	Election Day Voting Ballots Cast	Total Ballots Cast	Registered Voters	Turnout Percentage
FRANKFORT PCT 002	0	0	0	0	0	0	0	0	0	0	0	0.00%
FRANKFORT PCT 003	267	146	413	13	1	0	83	156	188	427	1,654	25.82%
FRANKFORT PCT 008	71	62	133	6	0	0	31	52	56	139	656	21.19%
FRANKFORT PCT 009	223	93	316	9	0	0	104	100	121	325	1,494	21.75%
FRANKFORT PCT 010	212	122	334	15	1	0	107	106	137	350	1,479	23.66%
FRANKFORT PCT 014	0	1	1	0	0	0	1	0	0	1	2	50.00%
Totals	773	424	1,197	43	2	0	326	414	502	1,242	5,285	23.50%

This political subdivision has been canvassed by the election authority in which their principal office is located.

Canvass Results Report

Will County Election Night 4/1/2025

Run Time 12:34 PM
Run Date 04/16/2025

WILL COUNTY, ILLINOIS

CONSOLIDATED ELECTION - APRIL 1, 2025

4/1/2025
Page 97

Official Results

Registered Voters
79978 of 453563 = 17.63%
Precincts Reporting
310 of 310 = 100.00%

VILLAGE OF TINLEY PARK (Cook & Will Counties) For Trustee - (Vote for not more than three)

Precinct	William P. Brady, OTP	Dennis P. Mahoney, OTP	Colleen Sullivan, OTP	Matthew F. Walsh, TTP	Melissa Sanfilippo, TTP	Eric L. Schmidt, TTP	Cast Votes	Undervotes	Overvotes	Unresolved write-ins	Vote by Mail Ballots Cast	Early Voting Ballots Cast	Election Day Voting Ballots Cast	Total Ballots Cast	Registered Voters	Turnout Percentage
FRANKFORT PCT 002	0	0	0	0	0	0	0	0	0	0	0	0	0	0	0	0.00%
FRANKFORT PCT 003	264	250	240	148	145	121	1,168	107	2	0	83	156	188	427	1,654	25.82%
FRANKFORT PCT 008	64	64	59	65	65	65	382	35	0	0	31	52	56	139	656	21.19%
FRANKFORT PCT 009	218	193	195	91	90	81	868	107	0	0	104	100	121	325	1,494	21.75%
FRANKFORT PCT 010	204	187	192	132	131	104	950	91	3	0	107	106	137	350	1,479	23.66%
FRANKFORT PCT 014	0	0	0	1	1	1	3	0	0	0	1	0	0	1	2	50.00%
Totals	750	694	686	437	432	372	3,371	340	5	0	326	414	502	1,242	5,285	23.50%

This political subdivision has been canvassed by the election authority in which their principal office is located.

Will County Election Night 4/1/2025

CONSOLIDATED ELECTION - APRIL 1, 2025

Registered Voters
79978 of 453563 = 17.63%

Run Time 12:34 PM
Run Date 04/16/2025

4/1/2025
Page 98

Precincts Reporting
310 of 310 = 100.00%

VILLAGE OF UNIVERSITY PARK (Cook & Will Counties) For Trustee - (Vote for not more than three)

Precinct	Sonia Jenkins, DEM*	Karen Lewis, IND*	Janelle D. McFadden, IND	Timothy S. Robinson, Sr., IND	Davonia M. Sorrell, IND	Theaplise "Theo" Brooks, IND*	Cast Votes	Undervotes	Overvotes	Unresolved write-ins	Vote by Mail Ballots Cast	Early Voting Ballots Cast	Election Day Voting Ballots Cast	Total Ballots Cast	Registered Voters	Turnout Percentage
CRETE PCT 001	26	13	11	4	9	27	90	24	0	0	4	4	30	38	235	16.17%
MONEE PCT 001	0	0	0	0	0	0	0	0	0	0	0	0	0	0	7	0.00%
MONEE PCT 002	57	49	52	38	14	56	266	58	3	0	15	18	78	111	654	16.97%
MONEE PCT 005	95	69	56	51	14	86	371	130	1	0	27	26	115	168	1,066	15.76%
MONEE PCT 006	79	67	48	56	18	71	339	81	3	0	24	16	103	143	827	17.29%
MONEE PCT 007	115	107	96	98	37	142	595	149	6	0	38	47	169	254	1,181	21.51%
Totals	372	305	263	247	92	382	1,661	442	13	0	108	111	495	714	3,970	17.98%

I, the undersigned do hereby certify that on April 22, 2025, I canvassed the returns of an election held on April 1, 2025 for **VILLAGE OF UNIVERSITY PARK** and I proclaim that a total of **721** voters requested and received ballots and I do further certify the number of votes received for each candidate for this office, **and the winners are denoted with an asterisk next to his or her name.**

I further certify that the above is a true and complete Abstract of Votes and was prepared in my presence on April 22, 2025.



Annette Parker, County Clerk
The County of Will, Illinois

1 Trustee, Village of University Park

		Registered Voters	Voters Cast	Turnout (%)	DEM - Sonia Jenkins	IND - Karen Lewis	IND - Janelle D. McFadden	IND - Timothy S. Robinson, Sr.	IND - Davonia M. Sorrell	IND - TheaBlise "Theo" Brooks
9000038	Total	210	7	3.33%	5	4	3	2	1	3
Village of University Park	Total	210	7	3.33%	5	4	3	2	1	3
Contest Total		210	7	3.33%	5	4	3	2	1	3

Canvass Results Report

Will County Election Night 4/1/2025

Run Time 12:34 PM

Run Date 04/16/2025

WILL COUNTY, ILLINOIS

CONSOLIDATED ELECTION - APRIL 1, 2025

4/1/2025

Page 99

Official Results

Registered Voters
79978 of 453563 = 17.63%

Precincts Reporting
310 of 310 = 100.00%

VILLAGE OF WOODRIDGE (Cook, DuPage & Will Counties) For Mayor - (Vote for one)

Precinct	Gina Cunningham-Picel, IND	Cast Votes	Undervotes	Overvotes	Unresolved write-ins	Vote by Mail Ballots Cast	Early Voting Ballots Cast	Election Day Voting Ballots Cast	Total Ballots Cast	Registered Voters	Turnout Percentage
DUPAGE PCT 005	0	0	0	0	0	0	0	0	0	9	0.00%
DUPAGE PCT 028	0	0	0	0	0	0	0	0	0	3	0.00%
Totals	0	0	0	0	0	0	0	0	0	12	0.00%

This political subdivision has been canvassed by the election authority in which their principal office is located.

Canvass Results Report

Will County Election Night 4/1/2025

Run Time 12:34 PM

Run Date 04/16/2025

WILL COUNTY, ILLINOIS

CONSOLIDATED ELECTION - APRIL 1, 2025

4/1/2025

Page 100

Official Results

Registered Voters
79978 of 453563 = 17.63%

Precincts Reporting
310 of 310 = 100.00%

VILLAGE OF WOODRIDGE (Cook, DuPage & Will Counties) For Clerk - (Vote for one)

Precinct	Joseph Heneghan, IND	Cast Votes	Undervotes	Overvotes	Unresolved write-ins	Vote by Mail Ballots Cast	Early Voting Ballots Cast	Election Day Voting Ballots Cast	Total Ballots Cast	Registered Voters	Turnout Percentage
DUPAGE PCT 005	0	0	0	0	0	0	0	0	0	9	0.00%
DUPAGE PCT 028	0	0	0	0	0	0	0	0	0	3	0.00%
Totals	0	0	0	0	0	0	0	0	0	12	0.00%

This political subdivision has been canvassed by the election authority in which their principal office is located.

Canvass Results Report

Will County Election Night 4/1/2025

Run Time 12:34 PM

Run Date 04/16/2025

WILL COUNTY, ILLINOIS

CONSOLIDATED ELECTION - APRIL 1, 2025

4/1/2025

Page 101

Official Results

Registered Voters
79978 of 453563 = 17.63%

Precincts Reporting
310 of 310 = 100.00%

VILLAGE OF WOODRIDGE (Cook, DuPage & Will Counties) For Trustee - (Vote for not more than three)

Precinct	Kaleshia "Kay" Page, IND	Joseph Kagann, IND	Curtis Nekovar (W)	Greg Abbott (W)	Cast Votes	Undervotes	Overvotes	Unresolved write-ins	Vote by Mail Ballots Cast	Early Voting Ballots Cast	Election Day Voting Ballots Cast	Total Ballots Cast	Registered Voters	Turnout Percentage
DUPAGE PCT 005	0	0	0	0	0	0	0	0	0	0	0	0	9	0.00%
DUPAGE PCT 028	0	0	0	0	0	0	0	0	0	0	0	0	3	0.00%
Totals	0	0	0	0	0	0	0	0	0	0	0	0	12	0.00%

This political subdivision has been canvassed by the election authority in which their principal office is located.

TOWNSHIPS



Canvass Results Report

Will County Election Night 4/1/2025

Run Time 12:34 PM

Run Date 04/16/2025

WILL COUNTY, ILLINOIS

CONSOLIDATED ELECTION - APRIL 1, 2025

4/1/2025

Page 102

Official Results

Registered Voters
79978 of 453563 = 17.63%

Precincts Reporting
310 of 310 = 100.00%

CHANNAHON TOWNSHIP For Supervisor - (Vote for one)

Precinct	Judy Wooten, REP	No Candidate, DEM	Cast Votes	Undervotes	Overvotes	Unresolved write-ins	Vote by Mail Ballots Cast	Early Voting Ballots Cast	Election Day Voting Ballots Cast	Total Ballots Cast	Registered Voters	Turnout Percentage
CHANNAHON PCT 001	190	0	190	53	0	0	50	42	151	243	1,433	16.96%
CHANNAHON PCT 002	223	0	223	88	0	0	75	41	195	311	1,820	17.09%
CHANNAHON PCT 003	181	0	181	59	0	0	65	43	132	240	1,574	15.25%
CHANNAHON PCT 004	160	0	160	46	0	0	47	32	127	206	1,234	16.69%
CHANNAHON PCT 005	158	0	158	45	0	0	39	27	137	203	1,633	12.43%
Totals	912	0	912	291	0	0	276	185	742	1,203	7,694	15.64%

Canvass Results Report

Will County Election Night 4/1/2025

Run Time 12:34 PM

Run Date 04/16/2025

WILL COUNTY, ILLINOIS

CONSOLIDATED ELECTION - APRIL 1, 2025

4/1/2025

Page 103

Official Results

Registered Voters
79978 of 453563 = 17.63%

Precincts Reporting
310 of 310 = 100.00%

CHANNAHON TOWNSHIP For Clerk - (Vote for one)

Precinct	Rita Duchene-Hughes, REP	No Candidate, DEM	Cast Votes	Undervotes	Overvotes	Unresolved write-ins	Vote by Mail Ballots Cast	Early Voting Ballots Cast	Election Day Voting Ballots Cast	Total Ballots Cast	Registered Voters	Turnout Percentage
CHANNAHON PCT 001	183	0	183	60	0	0	50	42	151	243	1,433	16.96%
CHANNAHON PCT 002	228	0	228	83	0	0	75	41	195	311	1,820	17.09%
CHANNAHON PCT 003	179	0	179	61	0	0	65	43	132	240	1,574	15.25%
CHANNAHON PCT 004	158	0	158	48	0	0	47	32	127	206	1,234	16.69%
CHANNAHON PCT 005	154	0	154	49	0	0	39	27	137	203	1,633	12.43%
Totals	902	0	902	301	0	0	276	185	742	1,203	7,694	15.64%

Canvass Results Report

Will County Election Night 4/1/2025

Run Time 12:34 PM

Run Date 04/16/2025

WILL COUNTY, ILLINOIS

CONSOLIDATED ELECTION - APRIL 1, 2025

4/1/2025

Page 104

Official Results

Registered Voters
79978 of 453563 = 17.63%

Precincts Reporting
310 of 310 = 100.00%

CHANNAHON TOWNSHIP For Assessor - (Vote for one)

Precinct	Christina McCabe, REP	No Candidate, DEM	Cast Votes	Undervotes	Overvotes	Unresolved write-ins	Vote by Mail Ballots Cast	Early Voting Ballots Cast	Election Day Voting Ballots Cast	Total Ballots Cast	Registered Voters	Turnout Percentage
CHANNAHON PCT 001	178	0	178	65	0	0	50	42	151	243	1,433	16.96%
CHANNAHON PCT 002	223	0	223	88	0	0	75	41	195	311	1,820	17.09%
CHANNAHON PCT 003	178	0	178	62	0	0	65	43	132	240	1,574	15.25%
CHANNAHON PCT 004	159	0	159	47	0	0	47	32	127	206	1,234	16.69%
CHANNAHON PCT 005	156	0	156	47	0	0	39	27	137	203	1,633	12.43%
Totals	894	0	894	309	0	0	276	185	742	1,203	7,694	15.64%

Canvass Results Report

Will County Election Night 4/1/2025

Run Time 12:34 PM

Run Date 04/16/2025

WILL COUNTY, ILLINOIS

CONSOLIDATED ELECTION - APRIL 1, 2025

4/1/2025

Page 105

Official Results

Registered Voters
79978 of 453563 = 17.63%

Precincts Reporting
310 of 310 = 100.00%

CHANNAHON TOWNSHIP For Highway Commissioner - (Vote for one)

Precinct	Steve Troutman, REP	No Candidate, DEM	Cast Votes	Undervotes	Overvotes	Unresolved write-ins	Vote by Mail Ballots Cast	Early Voting Ballots Cast	Election Day Voting Ballots Cast	Total Ballots Cast	Registered Voters	Turnout Percentage
CHANNAHON PCT 001	186	0	186	57	0	0	50	42	151	243	1,433	16.96%
CHANNAHON PCT 002	232	0	232	79	0	0	75	41	195	311	1,820	17.09%
CHANNAHON PCT 003	188	0	188	52	0	0	65	43	132	240	1,574	15.25%
CHANNAHON PCT 004	165	0	165	41	0	0	47	32	127	206	1,234	16.69%
CHANNAHON PCT 005	158	0	158	45	0	0	39	27	137	203	1,633	12.43%
Totals	929	0	929	274	0	0	276	185	742	1,203	7,694	15.64%

Canvass Results Report

Will County Election Night 4/1/2025

Run Time 12:34 PM

Run Date 04/16/2025

WILL COUNTY, ILLINOIS

CONSOLIDATED ELECTION - APRIL 1, 2025

4/1/2025

Page 106

Official Results

Registered Voters
79978 of 453563 = 17.63%

Precincts Reporting
310 of 310 = 100.00%

CHANNAHON TOWNSHIP For Collector - (Vote for one)

Precinct	Alec Caldwell, REP	No Candidate, DEM	Cast Votes	Undervotes	Overvotes	Unresolved write-ins	Vote by Mail Ballots Cast	Early Voting Ballots Cast	Election Day Voting Ballots Cast	Total Ballots Cast	Registered Voters	Turnout Percentage
CHANNAHON PCT 001	178	0	178	65	0	0	50	42	151	243	1,433	16.96%
CHANNAHON PCT 002	221	0	221	90	0	0	75	41	195	311	1,820	17.09%
CHANNAHON PCT 003	172	0	172	68	0	0	65	43	132	240	1,574	15.25%
CHANNAHON PCT 004	156	0	156	50	0	0	47	32	127	206	1,234	16.69%
CHANNAHON PCT 005	154	0	154	49	0	0	39	27	137	203	1,633	12.43%
Totals	881	0	881	322	0	0	276	185	742	1,203	7,694	15.64%

Canvass Results Report

Will County Election Night 4/1/2025

Run Time 12:34 PM
Run Date 04/16/2025

WILL COUNTY, ILLINOIS

CONSOLIDATED ELECTION - APRIL 1, 2025

4/1/2025
Page 107

Official Results

Registered Voters
79978 of 453563 = 17.63%

Precincts Reporting
310 of 310 = 100.00%

CHANNAHON TOWNSHIP For Trustee - (Vote for not more than four)

Precinct	Angie Caldwell, REP	Christine Drumm, REP	Joleen McCarty, REP	David Nelson, REP	No Candidate, DEM	Cast Votes	Undervotes	Overvotes	Unresolved write-ins	Vote by Mail Ballots Cast	Early Voting Ballots Cast	Election Day Voting Ballots Cast	Total Ballots Cast	Registered Voters	Turnout Percentage
CHANNAHON PCT 001	157	132	135	144	0	568	404	0	0	50	42	151	243	1,433	16.96%
CHANNAHON PCT 002	204	164	161	179	0	708	536	0	0	75	41	195	311	1,820	17.09%
CHANNAHON PCT 003	158	129	125	141	0	553	407	0	0	65	43	132	240	1,574	15.25%
CHANNAHON PCT 004	133	117	114	135	0	499	325	0	0	47	32	127	206	1,234	16.69%
CHANNAHON PCT 005	127	108	111	115	0	461	351	0	0	39	27	137	203	1,633	12.43%
Totals	779	650	646	714	0	2,789	2,023	0	0	276	185	742	1,203	7,694	15.64%

Canvass Results Report

Will County Election Night 4/1/2025

Run Time 12:34 PM
Run Date 04/16/2025

WILL COUNTY, ILLINOIS

CONSOLIDATED ELECTION - APRIL 1, 2025

4/1/2025
Page 108

Official Results

Registered Voters
79978 of 453563 = 17.63%

Precincts Reporting
310 of 310 = 100.00%

CRETE TOWNSHIP For Supervisor - (Vote for one)

Precinct	Michael J. Liccar, REP	No Candidate, DEM	Cast Votes	Undervotes	Overvotes	Unresolved write-ins	Vote by Mail Ballots Cast	Early Voting Ballots Cast	Election Day Voting Ballots Cast	Total Ballots Cast	Registered Voters	Turnout Percentage
CRETE PCT 001	61	0	61	49	0	0	22	17	71	110	1,278	8.61%
CRETE PCT 002	185	0	185	54	0	0	38	37	164	239	1,415	16.89%
CRETE PCT 003	268	0	268	94	0	0	69	59	234	362	1,339	27.04%
CRETE PCT 004	154	0	154	59	0	0	68	20	125	213	1,327	16.05%
CRETE PCT 005	84	0	84	49	0	0	37	16	80	133	1,333	9.98%
CRETE PCT 006	122	0	122	52	0	0	77	20	77	174	1,297	13.42%
CRETE PCT 007	73	0	73	42	0	0	44	10	61	115	1,260	9.13%
CRETE PCT 008	172	0	172	62	0	0	42	29	163	234	1,397	16.75%
CRETE PCT 009	157	0	157	47	0	0	55	26	123	204	1,250	16.32%
CRETE PCT 010	39	0	39	12	0	0	21	4	26	51	1,056	4.83%
CRETE PCT 011	105	0	105	26	0	0	50	18	63	131	1,102	11.89%
CRETE PCT 012	96	0	96	18	0	0	37	11	66	114	1,045	10.91%
Totals	1,516	0	1,516	564	0	0	560	267	1,253	2,080	15,099	13.78%

Canvass Results Report

Will County Election Night 4/1/2025

Run Time 12:34 PM

Run Date 04/16/2025

WILL COUNTY, ILLINOIS

CONSOLIDATED ELECTION - APRIL 1, 2025

4/1/2025

Page 109

Official Results

Registered Voters
79978 of 453563 = 17.63%

Precincts Reporting
310 of 310 = 100.00%

CRETE TOWNSHIP For Clerk - (Vote for one)

Precinct	Jim Buitter, REP	No Candidate, DEM	Cast Votes	Undervotes	Overvotes	Unresolved write-ins	Vote by Mail Ballots Cast	Early Voting Ballots Cast	Election Day Voting Ballots Cast	Total Ballots Cast	Registered Voters	Turnout Percentage
CRETE PCT 001	63	0	63	47	0	0	22	17	71	110	1,278	8.61%
CRETE PCT 002	184	0	184	55	0	0	38	37	164	239	1,415	16.89%
CRETE PCT 003	261	0	261	101	0	0	69	59	234	362	1,339	27.04%
CRETE PCT 004	142	0	142	71	0	0	68	20	125	213	1,327	16.05%
CRETE PCT 005	76	0	76	57	0	0	37	16	80	133	1,333	9.98%
CRETE PCT 006	115	0	115	59	0	0	77	20	77	174	1,297	13.42%
CRETE PCT 007	70	0	70	45	0	0	44	10	61	115	1,260	9.13%
CRETE PCT 008	167	0	167	67	0	0	42	29	163	234	1,397	16.75%
CRETE PCT 009	149	0	149	55	0	0	55	26	123	204	1,250	16.32%
CRETE PCT 010	37	0	37	14	0	0	21	4	26	51	1,056	4.83%
CRETE PCT 011	104	0	104	27	0	0	50	18	63	131	1,102	11.89%
CRETE PCT 012	95	0	95	19	0	0	37	11	66	114	1,045	10.91%
Totals	1,463	0	1,463	617	0	0	560	267	1,253	2,080	15,099	13.78%

Canvass Results Report

Will County Election Night 4/1/2025

Run Time 12:34 PM

Run Date 04/16/2025

WILL COUNTY, ILLINOIS

CONSOLIDATED ELECTION - APRIL 1, 2025

4/1/2025

Page 110

Official Results

Registered Voters

79978 of 453563 = 17.63%

Precincts Reporting

310 of 310 = 100.00%

CRETE TOWNSHIP For Assessor - (Vote for one)

Precinct	Mary Margaret Tamez, REP	No Candidate, DEM	Cast Votes	Undervotes	Overvotes	Unresolved write-ins	Vote by Mail Ballots Cast	Early Voting Ballots Cast	Election Day Voting Ballots Cast	Total Ballots Cast	Registered Voters	Turnout Percentage
CRETE PCT 001	65	0	65	45	0	0	22	17	71	110	1,278	8.61%
CRETE PCT 002	183	0	183	56	0	0	38	37	164	239	1,415	16.89%
CRETE PCT 003	265	0	265	97	0	0	69	59	234	362	1,339	27.04%
CRETE PCT 004	145	0	145	68	0	0	68	20	125	213	1,327	16.05%
CRETE PCT 005	79	0	79	54	0	0	37	16	80	133	1,333	9.98%
CRETE PCT 006	124	0	124	50	0	0	77	20	77	174	1,297	13.42%
CRETE PCT 007	74	0	74	41	0	0	44	10	61	115	1,260	9.13%
CRETE PCT 008	173	0	173	61	0	0	42	29	163	234	1,397	16.75%
CRETE PCT 009	155	0	155	49	0	0	55	26	123	204	1,250	16.32%
CRETE PCT 010	36	0	36	15	0	0	21	4	26	51	1,056	4.83%
CRETE PCT 011	103	0	103	28	0	0	50	18	63	131	1,102	11.89%
CRETE PCT 012	94	0	94	20	0	0	37	11	66	114	1,045	10.91%
Totals	1,496	0	1,496	584	0	0	560	267	1,253	2,080	15,099	13.78%

Canvass Results Report

Will County Election Night 4/1/2025

Run Time 12:34 PM
Run Date 04/16/2025

WILL COUNTY, ILLINOIS

CONSOLIDATED ELECTION - APRIL 1, 2025

4/1/2025
Page 111

Official Results

Registered Voters
79978 of 453563 = 17.63%

Precincts Reporting
310 of 310 = 100.00%

CRETE TOWNSHIP For Highway Commissioner - (Vote for one)

Precinct	Anthony "Tony" Recupito, REP	No Candidate, DEM	Cast Votes	Undervotes	Overvotes	Unresolved write-ins	Vote by Mail Ballots Cast	Early Voting Ballots Cast	Election Day Voting Ballots Cast	Total Ballots Cast	Registered Voters	Turnout Percentage
CRETE PCT 001	66	0	66	44	0	0	22	17	71	110	1,278	8.61%
CRETE PCT 002	185	0	185	54	0	0	38	37	164	239	1,415	16.89%
CRETE PCT 003	267	0	267	95	0	0	69	59	234	362	1,339	27.04%
CRETE PCT 004	145	0	145	68	0	0	68	20	125	213	1,327	16.05%
CRETE PCT 005	76	0	76	57	0	0	37	16	80	133	1,333	9.98%
CRETE PCT 006	128	0	128	46	0	0	77	20	77	174	1,297	13.42%
CRETE PCT 007	78	0	78	37	0	0	44	10	61	115	1,260	9.13%
CRETE PCT 008	172	0	172	62	0	0	42	29	163	234	1,397	16.75%
CRETE PCT 009	157	0	157	47	0	0	55	26	123	204	1,250	16.32%
CRETE PCT 010	38	0	38	13	0	0	21	4	26	51	1,056	4.83%
CRETE PCT 011	109	0	109	22	0	0	50	18	63	131	1,102	11.89%
CRETE PCT 012	98	0	98	16	0	0	37	11	66	114	1,045	10.91%
Totals	1,519	0	1,519	561	0	0	560	267	1,253	2,080	15,099	13.78%

Canvass Results Report

Will County Election Night 4/1/2025

Run Time 12:34 PM

Run Date 04/16/2025

WILL COUNTY, ILLINOIS

CONSOLIDATED ELECTION - APRIL 1, 2025

4/1/2025

Page 112

Official Results

Registered Voters
79978 of 453563 = 17.63%

Precincts Reporting
310 of 310 = 100.00%

CRETE TOWNSHIP For Collector - (Vote for one)

Precinct	Laurie Schaefer, REP	No Candidate, DEM	Cast Votes	Undervotes	Overvotes	Unresolved write-ins	Vote by Mail Ballots Cast	Early Voting Ballots Cast	Election Day Voting Ballots Cast	Total Ballots Cast	Registered Voters	Turnout Percentage
CRETE PCT 001	61	0	61	49	0	0	22	17	71	110	1,278	8.61%
CRETE PCT 002	177	0	177	62	0	0	38	37	164	239	1,415	16.89%
CRETE PCT 003	260	0	260	102	0	0	69	59	234	362	1,339	27.04%
CRETE PCT 004	138	0	138	75	0	0	68	20	125	213	1,327	16.05%
CRETE PCT 005	78	0	78	55	0	0	37	16	80	133	1,333	9.98%
CRETE PCT 006	122	0	122	52	0	0	77	20	77	174	1,297	13.42%
CRETE PCT 007	68	0	68	47	0	0	44	10	61	115	1,260	9.13%
CRETE PCT 008	162	0	162	72	0	0	42	29	163	234	1,397	16.75%
CRETE PCT 009	148	0	148	56	0	0	55	26	123	204	1,250	16.32%
CRETE PCT 010	37	0	37	14	0	0	21	4	26	51	1,056	4.83%
CRETE PCT 011	106	0	106	25	0	0	50	18	63	131	1,102	11.89%
CRETE PCT 012	94	0	94	20	0	0	37	11	66	114	1,045	10.91%
Totals	1,451	0	1,451	629	0	0	560	267	1,253	2,080	15,099	13.78%

Canvass Results Report

Will County Election Night 4/1/2025

Run Time 12:34 PM

Run Date 04/16/2025

WILL COUNTY, ILLINOIS

CONSOLIDATED ELECTION - APRIL 1, 2025

4/1/2025

Page 113

Official Results

Registered Voters
79978 of 453563 = 17.63%

Precincts Reporting
310 of 310 = 100.00%

CRETE TOWNSHIP For Trustee - (Vote for not more than four)

Precinct	Cheryl Albrecht, REP	Frank "Bambino" Elton, REP	Laura Hawkins, REP	Fay Kiaurakis, REP	Tiffani L. Sterdivant, DEM	Cast Votes	Undervotes	Overvotes	Unresolved write-ins	Vote by Mail Ballots Cast	Early Voting Ballots Cast	Election Day Voting Ballots Cast	Total Ballots Cast	Registered Voters	Turnout Percentage
CRETE PCT 001	40	33	39	30	76	218	222	0	0	22	17	71	110	1,278	8.61%
CRETE PCT 002	131	135	138	109	101	614	342	0	0	38	37	164	239	1,415	16.89%
CRETE PCT 003	201	192	191	152	145	881	567	0	0	69	59	234	362	1,339	27.04%
CRETE PCT 004	129	103	110	88	119	549	303	0	0	68	20	125	213	1,327	16.05%
CRETE PCT 005	57	37	55	47	98	294	238	0	0	37	16	80	133	1,333	9.98%
CRETE PCT 006	113	82	91	84	91	461	235	0	0	77	20	77	174	1,297	13.42%
CRETE PCT 007	61	49	54	48	74	286	174	0	0	44	10	61	115	1,260	9.13%
CRETE PCT 008	136	108	110	95	125	574	362	0	0	42	29	163	234	1,397	16.75%
CRETE PCT 009	131	103	105	81	102	522	290	1	0	55	26	123	204	1,250	16.32%
CRETE PCT 010	27	29	24	25	23	128	76	0	0	21	4	26	51	1,056	4.83%
CRETE PCT 011	94	82	87	80	49	392	128	1	0	50	18	63	131	1,102	11.89%
CRETE PCT 012	79	71	76	63	51	340	116	0	0	37	11	66	114	1,045	10.91%
Totals	1,199	1,024	1,080	902	1,054	5,259	3,053	2	0	560	267	1,253	2,080	15,099	13.78%

Canvass Results Report

Will County Election Night 4/1/2025

Run Time 12:34 PM

Run Date 04/16/2025

WILL COUNTY, ILLINOIS

CONSOLIDATED ELECTION - APRIL 1, 2025

4/1/2025

Page 114

Official Results

Registered Voters
79978 of 453563 = 17.63%

Precincts Reporting
310 of 310 = 100.00%

CUSTER TOWNSHIP For Supervisor - (Vote for one)

Precinct	Michael A Blottiaux, IND	Cast Votes	Undervotes	Overvotes	Unresolved write-ins	Vote by Mail Ballots Cast	Early Voting Ballots Cast	Election Day Voting Ballots Cast	Total Ballots Cast	Registered Voters	Turnout Percentage
CUSTER PCT 001	160	160	37	0	0	40	7	150	197	956	20.61%
Totals	160	160	37	0	0	40	7	150	197	956	20.61%

Canvass Results Report

Will County Election Night 4/1/2025

Run Time 12:34 PM

Run Date 04/16/2025

WILL COUNTY, ILLINOIS

CONSOLIDATED ELECTION - APRIL 1, 2025

4/1/2025

Page 115

Official Results

Registered Voters
79978 of 453563 = 17.63%

Precincts Reporting
310 of 310 = 100.00%

CUSTER TOWNSHIP For Clerk - (Vote for one)

Precinct	No Candidate	Cast Votes	Undervotes	Overvotes	Unresolved write-ins	Vote by Mail Ballots Cast	Early Voting Ballots Cast	Election Day Voting Ballots Cast	Total Ballots Cast	Registered Voters	Turnout Percentage
CUSTER PCT 001	0	0	0	0	0	40	7	150	197	956	20.61%
Totals	0	0	0	0	0	40	7	150	197	956	20.61%

Canvass Results Report

Will County Election Night 4/1/2025

Run Time 12:34 PM

Run Date 04/16/2025

WILL COUNTY, ILLINOIS

CONSOLIDATED ELECTION - APRIL 1, 2025

4/1/2025

Page 116

Official Results

Registered Voters
79978 of 453563 = 17.63%

Precincts Reporting
310 of 310 = 100.00%

CUSTER TOWNSHIP For Assessor - (Vote for one)

Precinct	No Candidate	Cast Votes	Undervotes	Overvotes	Unresolved write-ins	Vote by Mail Ballots Cast	Early Voting Ballots Cast	Election Day Voting Ballots Cast	Total Ballots Cast	Registered Voters	Turnout Percentage
CUSTER PCT 001	0	0	0	0	0	40	7	150	197	956	20.61%
Totals	0	0	0	0	0	40	7	150	197	956	20.61%

Canvass Results Report

Will County Election Night 4/1/2025

Run Time 12:34 PM

Run Date 04/16/2025

WILL COUNTY, ILLINOIS

CONSOLIDATED ELECTION - APRIL 1, 2025

4/1/2025

Page 117

Official Results

Registered Voters
79978 of 453563 = 17.63%

Precincts Reporting
310 of 310 = 100.00%

CUSTER TOWNSHIP For Highway Commissioner - (Vote for one)

Precinct	William B. Marquardt, IND	Zackary Yeck, IND	Cast Votes	Undervotes	Overvotes	Unresolved write-ins	Vote by Mail Ballots Cast	Early Voting Ballots Cast	Election Day Voting Ballots Cast	Total Ballots Cast	Registered Voters	Turnout Percentage
CUSTER PCT 001	134	62	196	1	0	0	40	7	150	197	956	20.61%
Totals	134	62	196	1	0	0	40	7	150	197	956	20.61%

Canvass Results Report

Will County Election Night 4/1/2025

Run Time 12:34 PM

Run Date 04/16/2025

WILL COUNTY, ILLINOIS

CONSOLIDATED ELECTION - APRIL 1, 2025

4/1/2025

Page 118

Official Results

Registered Voters
79978 of 453563 = 17.63%

Precincts Reporting
310 of 310 = 100.00%

CUSTER TOWNSHIP For Collector - (Vote for one)

Precinct	No Candidate	Cast Votes	Undervotes	Overvotes	Unresolved write-ins	Vote by Mail Ballots Cast	Early Voting Ballots Cast	Election Day Voting Ballots Cast	Total Ballots Cast	Registered Voters	Turnout Percentage
CUSTER PCT 001	0	0	0	0	0	40	7	150	197	956	20.61%
Totals	0	0	0	0	0	40	7	150	197	956	20.61%

Canvass Results Report

Will County Election Night 4/1/2025

Run Time 12:34 PM

Run Date 04/16/2025

WILL COUNTY, ILLINOIS

CONSOLIDATED ELECTION - APRIL 1, 2025

4/1/2025

Page 119

Official Results

Registered Voters
79978 of 453563 = 17.63%

Precincts Reporting
310 of 310 = 100.00%

CUSTER TOWNSHIP For Trustee - (Vote for not more than four)

Precinct	Justin R. Grace, IND	Jarrod Lunsford, IND	Kathy Ann Lytle Iemole, IND	Cast Votes	Undervotes	Overvotes	Unresolved write-ins	Vote by Mail Ballots Cast	Early Voting Ballots Cast	Election Day Voting Ballots Cast	Total Ballots Cast	Registered Voters	Turnout Percentage
CUSTER PCT 001	115	90	128	333	258	0	0	40	7	150	197	956	20.61%
Totals	115	90	128	333	258	0	0	40	7	150	197	956	20.61%

Canvass Results Report

Will County Election Night 4/1/2025

Run Time 12:34 PM
Run Date 04/16/2025

WILL COUNTY, ILLINOIS

CONSOLIDATED ELECTION - APRIL 1, 2025

4/1/2025
Page 120

Official Results

Registered Voters
79978 of 453563 = 17.63%
Precincts Reporting
310 of 310 = 100.00%

DuPAGE TOWNSHIP For Supervisor - (Vote for one)

Precinct	Lori A. Marschke, DEM	No Candidate, REP	James Grzenia, IND	Cast Votes	Undervotes	Overvotes	Unresolved write-ins	Vote by Mail Ballots Cast	Early Voting Ballots Cast	Election Day Voting Ballots Cast	Total Ballots Cast	Registered Voters	Turnout Percentage
DUPAGE PCT 001	224	0	115	339	27	0	0	105	91	170	366	1,655	22.11%
DUPAGE PCT 002	235	0	97	332	26	0	0	111	115	132	358	1,418	25.25%
DUPAGE PCT 003	227	0	116	343	44	0	0	85	104	198	387	1,499	25.82%
DUPAGE PCT 004	92	0	52	144	0	0	0	48	34	62	144	1,319	10.92%
DUPAGE PCT 005	121	0	72	193	4	0	0	55	45	97	197	1,125	17.51%
DUPAGE PCT 006	132	0	81	213	6	0	0	64	59	96	219	1,190	18.40%
DUPAGE PCT 007	199	0	86	285	34	0	0	92	80	147	319	1,350	23.63%
DUPAGE PCT 008	125	0	57	182	4	0	0	40	68	78	186	1,344	13.84%
DUPAGE PCT 009	87	0	53	140	2	0	0	32	35	75	142	1,168	12.16%
DUPAGE PCT 010	169	0	65	234	7	0	0	63	83	95	241	1,682	14.33%
DUPAGE PCT 011	173	0	65	238	5	0	0	60	98	85	243	1,432	16.97%
DUPAGE PCT 012	143	0	87	230	2	0	0	85	64	83	232	1,271	18.25%
DUPAGE PCT 013	131	0	67	198	7	1	0	66	50	90	206	1,707	12.07%
DUPAGE PCT 014	147	0	76	223	13	1	0	71	88	78	237	1,509	15.71%
DUPAGE PCT 015	150	0	86	236	7	0	0	69	66	108	243	1,517	16.02%
DUPAGE PCT 016	129	0	86	215	2	0	0	60	45	112	217	1,406	15.43%
DUPAGE PCT 017	161	0	81	242	10	0	0	65	78	109	252	1,721	14.64%
DUPAGE PCT 018	136	0	70	206	2	0	0	55	59	94	208	1,422	14.63%
DUPAGE PCT 019	115	0	75	190	7	0	0	34	92	71	197	1,430	13.78%
DUPAGE PCT 020	107	0	46	153	3	0	0	40	51	65	156	1,318	11.84%
DUPAGE PCT 021	110	0	71	181	3	2	0	36	58	92	186	1,594	11.67%

Canvass Results Report

Will County Election Night 4/1/2025

Run Time 12:34 PM

Run Date 04/16/2025

WILL COUNTY, ILLINOIS

CONSOLIDATED ELECTION - APRIL 1, 2025

4/1/2025

Page 121

Official Results

Registered Voters
79978 of 453563 = 17.63%

Precincts Reporting
310 of 310 = 100.00%

DuPAGE TOWNSHIP For Supervisor - (Vote for one)

Precinct	Lori A. Marschke, DEM	No Candidate, REP	James Grzenia, IND	Cast Votes	Undervotes	Overvotes	Unresolved write-ins	Vote by Mail Ballots Cast	Early Voting Ballots Cast	Election Day Voting Ballots Cast	Total Ballots Cast	Registered Voters	Turnout Percentage
DUPAGE PCT 022	121	0	93	214	6	0	0	40	68	112	220	1,653	13.31%
DUPAGE PCT 023	137	0	62	199	7	0	0	51	57	98	206	1,847	11.15%
DUPAGE PCT 024	148	0	69	217	5	0	0	67	72	83	222	1,455	15.26%
DUPAGE PCT 025	140	0	44	184	2	0	0	60	48	78	186	1,250	14.88%
DUPAGE PCT 026	97	0	60	157	7	0	0	23	57	84	164	1,284	12.77%
DUPAGE PCT 027	140	0	50	190	6	0	0	55	70	71	196	1,616	12.13%
DUPAGE PCT 028	108	0	47	155	5	0	0	42	47	71	160	1,622	9.86%
DUPAGE PCT 029	122	0	62	184	6	0	0	36	39	115	190	1,691	11.24%
DUPAGE PCT 030	110	0	40	150	5	0	0	33	50	72	155	1,364	11.36%
DUPAGE PCT 031	65	0	51	116	3	0	0	27	30	62	119	863	13.79%
DUPAGE PCT 032	101	0	76	177	6	0	0	40	20	123	183	1,862	9.83%
DUPAGE PCT 033	91	0	77	168	5	0	0	62	28	83	173	1,466	11.80%
DUPAGE PCT 034	176	0	90	266	16	0	0	118	14	150	282	996	28.31%
DUPAGE PCT 035	36	0	11	47	2	0	0	19	9	21	49	1,202	4.08%
DUPAGE PCT 036	117	0	75	192	14	0	0	59	28	119	206	1,908	10.80%
DUPAGE PCT 037	76	0	65	141	8	0	0	36	16	97	149	1,450	10.28%
Totals	4,898	0	2,576	7,474	318	4	0	2,104	2,116	3,576	7,796	53,606	14.54%

Canvass Results Report

Will County Election Night 4/1/2025

Run Time 12:34 PM

Run Date 04/16/2025

WILL COUNTY, ILLINOIS

CONSOLIDATED ELECTION - APRIL 1, 2025

4/1/2025

Page 122

Official Results

Registered Voters

79978 of 453563 = 17.63%

Precincts Reporting

310 of 310 = 100.00%

DuPAGE TOWNSHIP For Clerk - (Vote for one)

Precinct	Barbara Ann Parker, DEM	No Candidate, REP	Diane Kloepfer, IND	Cast Votes	Undervotes	Overvotes	Unresolved write-ins	Vote by Mail Ballots Cast	Early Voting Ballots Cast	Election Day Voting Ballots Cast	Total Ballots Cast	Registered Voters	Turnout Percentage
DUPAGE PCT 001	216	0	128	344	22	0	0	105	91	170	366	1,655	22.11%
DUPAGE PCT 002	226	0	103	329	29	0	0	111	115	132	358	1,418	25.25%
DUPAGE PCT 003	232	0	124	356	31	0	0	85	104	198	387	1,499	25.82%
DUPAGE PCT 004	90	0	52	142	2	0	0	48	34	62	144	1,319	10.92%
DUPAGE PCT 005	120	0	75	195	2	0	0	55	45	97	197	1,125	17.51%
DUPAGE PCT 006	128	0	84	212	7	0	0	64	59	96	219	1,190	18.40%
DUPAGE PCT 007	199	0	93	292	27	0	0	92	80	147	319	1,350	23.63%
DUPAGE PCT 008	126	0	57	183	3	0	0	40	68	78	186	1,344	13.84%
DUPAGE PCT 009	82	0	57	139	3	0	0	32	35	75	142	1,168	12.16%
DUPAGE PCT 010	168	0	67	235	6	0	0	63	83	95	241	1,682	14.33%
DUPAGE PCT 011	167	0	69	236	7	0	0	60	98	85	243	1,432	16.97%
DUPAGE PCT 012	144	0	87	231	1	0	0	85	64	83	232	1,271	18.25%
DUPAGE PCT 013	128	0	73	201	5	0	0	66	50	90	206	1,707	12.07%
DUPAGE PCT 014	132	0	92	224	13	0	0	71	88	78	237	1,509	15.71%
DUPAGE PCT 015	146	0	89	235	8	0	0	69	66	108	243	1,517	16.02%
DUPAGE PCT 016	132	0	81	213	4	0	0	60	45	112	217	1,406	15.43%
DUPAGE PCT 017	162	0	80	242	10	0	0	65	78	109	252	1,721	14.64%
DUPAGE PCT 018	126	0	78	204	4	0	0	55	59	94	208	1,422	14.63%
DUPAGE PCT 019	110	0	83	193	4	0	0	34	92	71	197	1,430	13.78%
DUPAGE PCT 020	105	0	47	152	3	1	0	40	51	65	156	1,318	11.84%
DUPAGE PCT 021	108	0	74	182	4	0	0	36	58	92	186	1,594	11.67%

Canvass Results Report

Will County Election Night 4/1/2025

Run Time 12:34 PM
Run Date 04/16/2025

WILL COUNTY, ILLINOIS

CONSOLIDATED ELECTION - APRIL 1, 2025

4/1/2025
Page 123

Official Results

Registered Voters
79978 of 453563 = 17.63%

Precincts Reporting
310 of 310 = 100.00%

DuPAGE TOWNSHIP For Clerk - (Vote for one)

Precinct	Barbara Ann Parker, DEM	No Candidate, REP	Diane Kloepfer, IND	Cast Votes	Undervotes	Overvotes	Unresolved write-ins	Vote by Mail Ballots Cast	Early Voting Ballots Cast	Election Day Voting Ballots Cast	Total Ballots Cast	Registered Voters	Turnout Percentage
DUPAGE PCT 022	115	0	99	214	6	0	0	40	68	112	220	1,653	13.31%
DUPAGE PCT 023	128	0	68	196	10	0	0	51	57	98	206	1,847	11.15%
DUPAGE PCT 024	152	0	63	215	7	0	0	67	72	83	222	1,455	15.26%
DUPAGE PCT 025	136	0	49	185	0	1	0	60	48	78	186	1,250	14.88%
DUPAGE PCT 026	95	0	61	156	7	1	0	23	57	84	164	1,284	12.77%
DUPAGE PCT 027	135	0	58	193	3	0	0	55	70	71	196	1,616	12.13%
DUPAGE PCT 028	107	0	48	155	4	1	0	42	47	71	160	1,622	9.86%
DUPAGE PCT 029	121	0	64	185	5	0	0	36	39	115	190	1,691	11.24%
DUPAGE PCT 030	108	0	41	149	6	0	0	33	50	72	155	1,364	11.36%
DUPAGE PCT 031	64	0	52	116	3	0	0	27	30	62	119	863	13.79%
DUPAGE PCT 032	99	0	82	181	2	0	0	40	20	123	183	1,862	9.83%
DUPAGE PCT 033	84	0	84	168	5	0	0	62	28	83	173	1,466	11.80%
DUPAGE PCT 034	168	0	95	263	19	0	0	118	14	150	282	996	28.31%
DUPAGE PCT 035	31	0	16	47	2	0	0	19	9	21	49	1,202	4.08%
DUPAGE PCT 036	114	0	77	191	15	0	0	59	28	119	206	1,908	10.80%
DUPAGE PCT 037	73	0	65	138	11	0	0	36	16	97	149	1,450	10.28%
Totals	4,777	0	2,715	7,492	300	4	0	2,104	2,116	3,576	7,796	53,606	14.54%

Canvass Results Report

Will County Election Night 4/1/2025

Run Time 12:34 PM

Run Date 04/16/2025

WILL COUNTY, ILLINOIS

CONSOLIDATED ELECTION - APRIL 1, 2025

4/1/2025

Page 124

Official Results

Registered Voters
79978 of 453563 = 17.63%

Precincts Reporting
310 of 310 = 100.00%

DuPAGE TOWNSHIP For Assessor - (Vote for one)

Precinct	Kenneth Harris, DEM	No Candidate, REP	Jean Kelly, IND	Cast Votes	Undervotes	Overvotes	Unresolved write-ins	Vote by Mail Ballots Cast	Early Voting Ballots Cast	Election Day Voting Ballots Cast	Total Ballots Cast	Registered Voters	Turnout Percentage
DUPAGE PCT 001	218	0	127	345	21	0	0	105	91	170	366	1,655	22.11%
DUPAGE PCT 002	210	0	115	325	32	1	0	111	115	132	358	1,418	25.25%
DUPAGE PCT 003	229	0	123	352	35	0	0	85	104	198	387	1,499	25.82%
DUPAGE PCT 004	89	0	54	143	1	0	0	48	34	62	144	1,319	10.92%
DUPAGE PCT 005	126	0	69	195	2	0	0	55	45	97	197	1,125	17.51%
DUPAGE PCT 006	120	0	93	213	6	0	0	64	59	96	219	1,190	18.40%
DUPAGE PCT 007	186	0	108	294	25	0	0	92	80	147	319	1,350	23.63%
DUPAGE PCT 008	129	0	54	183	3	0	0	40	68	78	186	1,344	13.84%
DUPAGE PCT 009	86	0	54	140	2	0	0	32	35	75	142	1,168	12.16%
DUPAGE PCT 010	170	0	66	236	5	0	0	63	83	95	241	1,682	14.33%
DUPAGE PCT 011	166	0	71	237	6	0	0	60	98	85	243	1,432	16.97%
DUPAGE PCT 012	138	0	88	226	6	0	0	85	64	83	232	1,271	18.25%
DUPAGE PCT 013	125	0	75	200	5	1	0	66	50	90	206	1,707	12.07%
DUPAGE PCT 014	129	0	93	222	15	0	0	71	88	78	237	1,509	15.71%
DUPAGE PCT 015	146	0	92	238	5	0	0	69	66	108	243	1,517	16.02%
DUPAGE PCT 016	133	0	82	215	2	0	0	60	45	112	217	1,406	15.43%
DUPAGE PCT 017	161	0	78	239	13	0	0	65	78	109	252	1,721	14.64%
DUPAGE PCT 018	127	0	77	204	3	1	0	55	59	94	208	1,422	14.63%
DUPAGE PCT 019	107	0	86	193	3	1	0	34	92	71	197	1,430	13.78%
DUPAGE PCT 020	103	0	50	153	3	0	0	40	51	65	156	1,318	11.84%
DUPAGE PCT 021	111	0	71	182	4	0	0	36	58	92	186	1,594	11.67%

Canvass Results Report

Will County Election Night 4/1/2025

Run Time 12:34 PM

Run Date 04/16/2025

WILL COUNTY, ILLINOIS

CONSOLIDATED ELECTION - APRIL 1, 2025

4/1/2025

Page 125

Official Results

Registered Voters
79978 of 453563 = 17.63%

Precincts Reporting
310 of 310 = 100.00%

DuPAGE TOWNSHIP For Assessor - (Vote for one)

Precinct	Kenneth Harris, DEM	No Candidate, REP	Jean Kelly, IND	Cast Votes	Undervotes	Overvotes	Unresolved write-ins	Vote by Mail Ballots Cast	Early Voting Ballots Cast	Election Day Voting Ballots Cast	Total Ballots Cast	Registered Voters	Turnout Percentage
DUPAGE PCT 022	112	0	104	216	4	0	0	40	68	112	220	1,653	13.31%
DUPAGE PCT 023	136	0	64	200	6	0	0	51	57	98	206	1,847	11.15%
DUPAGE PCT 024	145	0	69	214	8	0	0	67	72	83	222	1,455	15.26%
DUPAGE PCT 025	141	0	43	184	2	0	0	60	48	78	186	1,250	14.88%
DUPAGE PCT 026	92	0	64	156	7	1	0	23	57	84	164	1,284	12.77%
DUPAGE PCT 027	141	0	52	193	3	0	0	55	70	71	196	1,616	12.13%
DUPAGE PCT 028	109	0	47	156	4	0	0	42	47	71	160	1,622	9.86%
DUPAGE PCT 029	122	0	64	186	4	0	0	36	39	115	190	1,691	11.24%
DUPAGE PCT 030	106	0	44	150	5	0	0	33	50	72	155	1,364	11.36%
DUPAGE PCT 031	62	0	56	118	1	0	0	27	30	62	119	863	13.79%
DUPAGE PCT 032	97	0	83	180	3	0	0	40	20	123	183	1,862	9.83%
DUPAGE PCT 033	84	0	83	167	6	0	0	62	28	83	173	1,466	11.80%
DUPAGE PCT 034	153	0	113	266	16	0	0	118	14	150	282	996	28.31%
DUPAGE PCT 035	33	0	15	48	1	0	0	19	9	21	49	1,202	4.08%
DUPAGE PCT 036	106	0	85	191	15	0	0	59	28	119	206	1,908	10.80%
DUPAGE PCT 037	72	0	68	140	9	0	0	36	16	97	149	1,450	10.28%
Totals	4,720	0	2,780	7,500	291	5	0	2,104	2,116	3,576	7,796	53,606	14.54%

Canvass Results Report

Will County Election Night 4/1/2025

Run Time 12:34 PM

Run Date 04/16/2025

WILL COUNTY, ILLINOIS

CONSOLIDATED ELECTION - APRIL 1, 2025

4/1/2025

Page 126

Official Results

Registered Voters

79978 of 453563 = 17.63%

Precincts Reporting

310 of 310 = 100.00%

DUPAGE TOWNSHIP For Highway Commissioner - (Vote for one)

Precinct	No Candidate, DEM	No Candidate, REP	Cast Votes	Undervotes	Overvotes	Unresolved write-ins	Vote by Mail Ballots Cast	Early Voting Ballots Cast	Election Day Voting Ballots Cast	Total Ballots Cast	Registered Voters	Turnout Percentage
DUPAGE PCT 001	0	0	0	0	0	0	105	91	170	366	1,655	22.11%
DUPAGE PCT 002	0	0	0	0	0	0	111	115	132	358	1,418	25.25%
DUPAGE PCT 003	0	0	0	0	0	0	85	104	198	387	1,499	25.82%
DUPAGE PCT 004	0	0	0	0	0	0	48	34	62	144	1,319	10.92%
DUPAGE PCT 005	0	0	0	0	0	0	55	45	97	197	1,125	17.51%
DUPAGE PCT 006	0	0	0	0	0	0	64	59	96	219	1,190	18.40%
DUPAGE PCT 007	0	0	0	0	0	0	92	80	147	319	1,350	23.63%
DUPAGE PCT 008	0	0	0	0	0	0	40	68	78	186	1,344	13.84%
DUPAGE PCT 009	0	0	0	0	0	0	32	35	75	142	1,168	12.16%
DUPAGE PCT 010	0	0	0	0	0	0	63	83	95	241	1,682	14.33%
DUPAGE PCT 011	0	0	0	0	0	0	60	98	85	243	1,432	16.97%
DUPAGE PCT 012	0	0	0	0	0	0	85	64	83	232	1,271	18.25%
DUPAGE PCT 013	0	0	0	0	0	0	66	50	90	206	1,707	12.07%
DUPAGE PCT 014	0	0	0	0	0	0	71	88	78	237	1,509	15.71%
DUPAGE PCT 015	0	0	0	0	0	0	69	66	108	243	1,517	16.02%
DUPAGE PCT 016	0	0	0	0	0	0	60	45	112	217	1,406	15.43%
DUPAGE PCT 017	0	0	0	0	0	0	65	78	109	252	1,721	14.64%
DUPAGE PCT 018	0	0	0	0	0	0	55	59	94	208	1,422	14.63%
DUPAGE PCT 019	0	0	0	0	0	0	34	92	71	197	1,430	13.78%
DUPAGE PCT 020	0	0	0	0	0	0	40	51	65	156	1,318	11.84%
DUPAGE PCT 021	0	0	0	0	0	0	36	58	92	186	1,594	11.67%

Canvass Results Report

Will County Election Night 4/1/2025

Run Time 12:34 PM

Run Date 04/16/2025

WILL COUNTY, ILLINOIS

CONSOLIDATED ELECTION - APRIL 1, 2025

4/1/2025

Page 127

Official Results

Registered Voters

79978 of 453563 = 17.63%

Precincts Reporting

310 of 310 = 100.00%

DuPAGE TOWNSHIP For Highway Commissioner - (Vote for one)

Precinct	No Candidate, DEM	No Candidate, REP	Cast Votes	Undervotes	Overvotes	Unresolved write-ins	Vote by Mail Ballots Cast	Early Voting Ballots Cast	Election Day Voting Ballots Cast	Total Ballots Cast	Registered Voters	Turnout Percentage
DUPAGE PCT 022	0	0	0	0	0	0	40	68	112	220	1,653	13.31%
DUPAGE PCT 023	0	0	0	0	0	0	51	57	98	206	1,847	11.15%
DUPAGE PCT 024	0	0	0	0	0	0	67	72	83	222	1,455	15.26%
DUPAGE PCT 025	0	0	0	0	0	0	60	48	78	186	1,250	14.88%
DUPAGE PCT 026	0	0	0	0	0	0	23	57	84	164	1,284	12.77%
DUPAGE PCT 027	0	0	0	0	0	0	55	70	71	196	1,616	12.13%
DUPAGE PCT 028	0	0	0	0	0	0	42	47	71	160	1,622	9.86%
DUPAGE PCT 029	0	0	0	0	0	0	36	39	115	190	1,691	11.24%
DUPAGE PCT 030	0	0	0	0	0	0	33	50	72	155	1,364	11.36%
DUPAGE PCT 031	0	0	0	0	0	0	27	30	62	119	863	13.79%
DUPAGE PCT 032	0	0	0	0	0	0	40	20	123	183	1,862	9.83%
DUPAGE PCT 033	0	0	0	0	0	0	62	28	83	173	1,466	11.80%
DUPAGE PCT 034	0	0	0	0	0	0	118	14	150	282	996	28.31%
DUPAGE PCT 035	0	0	0	0	0	0	19	9	21	49	1,202	4.08%
DUPAGE PCT 036	0	0	0	0	0	0	59	28	119	206	1,908	10.80%
DUPAGE PCT 037	0	0	0	0	0	0	36	16	97	149	1,450	10.28%
Totals	0	0	0	0	0	0	2,104	2,116	3,576	7,796	53,606	14.54%

Canvass Results Report

Will County Election Night 4/1/2025

Run Time 12:34 PM
Run Date 04/16/2025

WILL COUNTY, ILLINOIS

CONSOLIDATED ELECTION - APRIL 1, 2025

4/1/2025
Page 128

Official Results

Registered Voters
79978 of 453563 = 17.63%
Precincts Reporting
310 of 310 = 100.00%

DuPAGE TOWNSHIP For Collector - (Vote for one)

Precinct	James Bastounes, DEM	No Candidate, REP	Sally "Clemens" Guilbo, IND	Cast Votes	Undervotes	Overvotes	Unresolved write-ins	Vote by Mail Ballots Cast	Early Voting Ballots Cast	Election Day Voting Ballots Cast	Total Ballots Cast	Registered Voters	Turnout Percentage
DUPAGE PCT 001	216	0	124	340	26	0	0	105	91	170	366	1,655	22.11%
DUPAGE PCT 002	220	0	106	326	32	0	0	111	115	132	358	1,418	25.25%
DUPAGE PCT 003	226	0	122	348	39	0	0	85	104	198	387	1,499	25.82%
DUPAGE PCT 004	86	0	57	143	1	0	0	48	34	62	144	1,319	10.92%
DUPAGE PCT 005	121	0	69	190	7	0	0	55	45	97	197	1,125	17.51%
DUPAGE PCT 006	125	0	87	212	7	0	0	64	59	96	219	1,190	18.40%
DUPAGE PCT 007	191	0	95	286	33	0	0	92	80	147	319	1,350	23.63%
DUPAGE PCT 008	119	0	57	176	10	0	0	40	68	78	186	1,344	13.84%
DUPAGE PCT 009	81	0	56	137	4	1	0	32	35	75	142	1,168	12.16%
DUPAGE PCT 010	169	0	67	236	5	0	0	63	83	95	241	1,682	14.33%
DUPAGE PCT 011	165	0	72	237	6	0	0	60	98	85	243	1,432	16.97%
DUPAGE PCT 012	136	0	91	227	5	0	0	85	64	83	232	1,271	18.25%
DUPAGE PCT 013	128	0	72	200	6	0	0	66	50	90	206	1,707	12.07%
DUPAGE PCT 014	142	0	81	223	13	1	0	71	88	78	237	1,509	15.71%
DUPAGE PCT 015	148	0	85	233	10	0	0	69	66	108	243	1,517	16.02%
DUPAGE PCT 016	126	0	85	211	6	0	0	60	45	112	217	1,406	15.43%
DUPAGE PCT 017	159	0	80	239	13	0	0	65	78	109	252	1,721	14.64%
DUPAGE PCT 018	126	0	78	204	4	0	0	55	59	94	208	1,422	14.63%
DUPAGE PCT 019	105	0	85	190	7	0	0	34	92	71	197	1,430	13.78%
DUPAGE PCT 020	103	0	47	150	6	0	0	40	51	65	156	1,318	11.84%
DUPAGE PCT 021	102	0	78	180	6	0	0	36	58	92	186	1,594	11.67%

Canvass Results Report

Will County Election Night 4/1/2025

Run Time 12:34 PM
Run Date 04/16/2025

WILL COUNTY, ILLINOIS

CONSOLIDATED ELECTION - APRIL 1, 2025

4/1/2025
Page 129

Official Results

Registered Voters
79978 of 453563 = 17.63%
Precincts Reporting
310 of 310 = 100.00%

DuPAGE TOWNSHIP For Collector - (Vote for one)

Precinct	James Bastounes, DEM	No Candidate, REP	Sally "Clemens" Guilbo, IND	Cast Votes	Undervotes	Overvotes	Unresolved write-ins	Vote by Mail Ballots Cast	Early Voting Ballots Cast	Election Day Voting Ballots Cast	Total Ballots Cast	Registered Voters	Turnout Percentage
DUPAGE PCT 022	114	0	100	214	6	0	0	40	68	112	220	1,653	13.31%
DUPAGE PCT 023	133	0	62	195	11	0	0	51	57	98	206	1,847	11.15%
DUPAGE PCT 024	152	0	61	213	9	0	0	67	72	83	222	1,455	15.26%
DUPAGE PCT 025	137	0	46	183	3	0	0	60	48	78	186	1,250	14.88%
DUPAGE PCT 026	91	0	66	157	7	0	0	23	57	84	164	1,284	12.77%
DUPAGE PCT 027	137	0	55	192	4	0	0	55	70	71	196	1,616	12.13%
DUPAGE PCT 028	100	0	56	156	4	0	0	42	47	71	160	1,622	9.86%
DUPAGE PCT 029	120	0	63	183	7	0	0	36	39	115	190	1,691	11.24%
DUPAGE PCT 030	104	0	46	150	5	0	0	33	50	72	155	1,364	11.36%
DUPAGE PCT 031	63	0	52	115	4	0	0	27	30	62	119	863	13.79%
DUPAGE PCT 032	89	0	89	178	5	0	0	40	20	123	183	1,862	9.83%
DUPAGE PCT 033	72	0	96	168	5	0	0	62	28	83	173	1,466	11.80%
DUPAGE PCT 034	152	0	114	266	16	0	0	118	14	150	282	996	28.31%
DUPAGE PCT 035	33	0	15	48	1	0	0	19	9	21	49	1,202	4.08%
DUPAGE PCT 036	99	0	92	191	14	1	0	59	28	119	206	1,908	10.80%
DUPAGE PCT 037	65	0	75	140	9	0	0	36	16	97	149	1,450	10.28%
Totals	4,655	0	2,782	7,437	356	3	0	2,104	2,116	3,576	7,796	53,606	14.54%

Canvass Results Report

Will County Election Night 4/1/2025

Run Time 12:34 PM

Run Date 04/16/2025

WILL COUNTY, ILLINOIS

CONSOLIDATED ELECTION - APRIL 1, 2025

4/1/2025

Page 130

Official Results

Registered Voters

79978 of 453563 = 17.63%

Precincts Reporting

310 of 310 = 100.00%

DuPAGE TOWNSHIP For Trustee - (Vote for not more than four)

Precinct	Thomas Braxton, DEM	Terri Ransom, DEM	Monty Jackson, DEM	Daryl Parks, DEM	No Candidate, REP	Manny Brambila, IND	Linda L. Ellis, IND	Traci Cosgrove Falese, IND	Cecilia "Cecy" Loeza, IND	Cast Votes	Undervotes	Overvotes	Unresolved write-ins	Vote by Mail Ballots Cast	Early Voting Ballots Cast	Election Day Voting Ballots Cast	Total Ballots Cast	Registered Voters	Turnout Percentage
DUPAGE PCT 001	216	217	207	209	0	90	117	107	94	1,257	207	0	0	105	91	170	366	1,655	22.11%
DUPAGE PCT 002	220	212	201	207	0	90	105	93	91	1,219	213	0	0	111	115	132	358	1,418	25.25%
DUPAGE PCT 003	223	226	213	218	0	108	118	112	106	1,324	224	0	0	85	104	198	387	1,499	25.82%
DUPAGE PCT 004	87	91	80	83	0	49	51	51	53	545	31	0	0	48	34	62	144	1,319	10.92%
DUPAGE PCT 005	125	126	120	122	0	66	69	63	65	756	32	0	0	55	45	97	197	1,125	17.51%
DUPAGE PCT 006	118	125	111	106	0	85	92	82	89	808	68	0	0	64	59	96	219	1,190	18.40%
DUPAGE PCT 007	191	192	179	175	0	78	93	82	79	1,069	207	0	0	92	80	147	319	1,350	23.63%
DUPAGE PCT 008	122	122	112	113	0	54	59	55	56	693	51	0	0	40	68	78	186	1,344	13.84%
DUPAGE PCT 009	84	78	78	77	0	50	55	55	53	530	38	0	0	32	35	75	142	1,168	12.16%
DUPAGE PCT 010	155	158	155	148	0	62	73	66	70	887	77	0	0	63	83	95	241	1,682	14.33%
DUPAGE PCT 011	158	160	153	154	0	73	74	68	66	906	62	1	0	60	98	85	243	1,432	16.97%
DUPAGE PCT 012	131	132	124	129	0	77	90	81	84	848	80	0	0	85	64	83	232	1,271	18.25%
DUPAGE PCT 013	120	121	110	113	0	67	74	70	72	747	69	2	0	66	50	90	206	1,707	12.07%
DUPAGE PCT 014	141	134	127	126	0	78	81	85	82	854	90	1	0	71	88	78	237	1,509	15.71%
DUPAGE PCT 015	143	147	133	135	0	77	91	80	82	888	84	0	0	69	66	108	243	1,517	16.02%
DUPAGE PCT 016	127	125	120	123	0	80	83	82	81	821	47	0	0	60	45	112	217	1,406	15.43%
DUPAGE PCT 017	156	147	148	147	0	74	78	74	79	903	105	0	0	65	78	109	252	1,721	14.64%
DUPAGE PCT 018	121	124	113	115	0	67	79	75	77	771	61	0	0	55	59	94	208	1,422	14.63%
DUPAGE PCT 019	99	105	95	96	0	69	81	75	73	693	95	0	0	34	92	71	197	1,430	13.78%
DUPAGE PCT 020	95	98	88	95	0	43	48	47	49	563	61	0	0	40	51	65	156	1,318	11.84%
DUPAGE PCT 021	105	102	94	97	0	67	71	69	69	674	66	1	0	36	58	92	186	1,594	11.67%

Canvass Results Report

Will County Election Night 4/1/2025

Run Time 12:34 PM

Run Date 04/16/2025

WILL COUNTY, ILLINOIS

CONSOLIDATED ELECTION - APRIL 1, 2025

4/1/2025

Page 131

Official Results

Registered Voters
79978 of 453563 = 17.63%

Precincts Reporting
310 of 310 = 100.00%

DuPAGE TOWNSHIP For Trustee - (Vote for not more than four)

Precinct	Thomas Braxton, DEM	Terri Ransom, DEM	Monty Jackson, DEM	Daryl Parks, DEM	No Candidate, REP	Manny Brambila, IND	Linda L. Ellis, IND	Traci Cosgrove Falese, IND	Cecilia "Cecy" Loeza, IND	Cast Votes	Undervotes	Overvotes	Unresolved write-ins	Vote by Mail Ballots Cast	Early Voting Ballots Cast	Election Day Voting Ballots Cast	Total Ballots Cast	Registered Voters	Turnout Percentage
DUPAGE PCT 022	112	107	99	99	0	90	104	90	94	795	85	0	0	40	68	112	220	1,653	13.31%
DUPAGE PCT 023	128	121	123	117	0	60	66	58	65	738	78	2	0	51	57	98	206	1,847	11.15%
DUPAGE PCT 024	138	144	131	130	0	61	69	70	65	808	76	1	0	67	72	83	222	1,455	15.26%
DUPAGE PCT 025	135	128	118	127	0	41	45	41	40	675	69	0	0	60	48	78	186	1,250	14.88%
DUPAGE PCT 026	92	92	85	87	0	58	68	61	58	601	47	2	0	23	57	84	164	1,284	12.77%
DUPAGE PCT 027	129	131	119	122	0	46	55	49	47	698	86	0	0	55	70	71	196	1,616	12.13%
DUPAGE PCT 028	98	105	94	97	0	41	49	46	45	575	65	0	0	42	47	71	160	1,622	9.86%
DUPAGE PCT 029	117	125	119	120	0	50	55	54	54	694	66	0	0	36	39	115	190	1,691	11.24%
DUPAGE PCT 030	98	97	91	88	0	42	49	44	47	556	64	0	0	33	50	72	155	1,364	11.36%
DUPAGE PCT 031	58	64	53	53	0	44	43	41	44	400	76	0	0	27	30	62	119	863	13.79%
DUPAGE PCT 032	95	96	88	87	0	69	73	70	73	651	77	1	0	40	20	123	183	1,862	9.83%
DUPAGE PCT 033	81	81	74	77	0	70	82	73	75	613	79	0	0	62	28	83	173	1,466	11.80%
DUPAGE PCT 034	153	159	131	133	0	96	104	102	97	975	153	0	0	118	14	150	282	996	28.31%
DUPAGE PCT 035	31	32	26	28	0	10	15	11	12	165	31	0	0	19	9	21	49	1,202	4.08%
DUPAGE PCT 036	100	105	96	95	0	75	82	79	79	711	113	0	0	59	28	119	206	1,908	10.80%
DUPAGE PCT 037	65	66	58	57	0	58	60	55	55	474	118	1	0	36	16	97	149	1,450	10.28%
Totals	4,567	4,595	4,266	4,305	0	2,415	2,701	2,516	2,520	27,885	3,251	12	0	2,104	2,116	3,576	7,796	53,606	14.54%

Canvass Results Report

Will County Election Night 4/1/2025

Run Time 12:34 PM

Run Date 04/16/2025

WILL COUNTY, ILLINOIS

CONSOLIDATED ELECTION - APRIL 1, 2025

4/1/2025

Page 132

Official Results

Registered Voters
79978 of 453563 = 17.63%

Precincts Reporting
310 of 310 = 100.00%

FLORENCE TOWNSHIP For Supervisor - (Vote for one)

Precinct	William Long, IND	Cast Votes	Undervotes	Overvotes	Unresolved write-ins	Vote by Mail Ballots Cast	Early Voting Ballots Cast	Election Day Voting Ballots Cast	Total Ballots Cast	Registered Voters	Turnout Percentage
FLORENCE PCT 001	144	144	26	0	0	37	10	123	170	673	25.26%
Totals	144	144	26	0	0	37	10	123	170	673	25.26%

Canvass Results Report

Will County Election Night 4/1/2025

Run Time 12:34 PM

Run Date 04/16/2025

WILL COUNTY, ILLINOIS

CONSOLIDATED ELECTION - APRIL 1, 2025

4/1/2025

Page 133

Official Results

Registered Voters
79978 of 453563 = 17.63%

Precincts Reporting
310 of 310 = 100.00%

FLORENCE TOWNSHIP For Clerk - (Vote for one)

Precinct	John Seibert, IND	Cast Votes	Undervotes	Overvotes	Unresolved write-ins	Vote by Mail Ballots Cast	Early Voting Ballots Cast	Election Day Voting Ballots Cast	Total Ballots Cast	Registered Voters	Turnout Percentage
FLORENCE PCT 001	144	144	26	0	0	37	10	123	170	673	25.26%
Totals	144	144	26	0	0	37	10	123	170	673	25.26%

Canvass Results Report

Will County Election Night 4/1/2025

Run Time 12:34 PM

Run Date 04/16/2025

WILL COUNTY, ILLINOIS

CONSOLIDATED ELECTION - APRIL 1, 2025

4/1/2025

Page 134

Official Results

Registered Voters
79978 of 453563 = 17.63%

Precincts Reporting
310 of 310 = 100.00%

FLORENCE TOWNSHIP For Multi-Township Assessor - (Vote for one)

Precinct	No Candidate	Cast Votes	Undervotes	Overvotes	Unresolved write-ins	Vote by Mail Ballots Cast	Early Voting Ballots Cast	Election Day Voting Ballots Cast	Total Ballots Cast	Registered Voters	Turnout Percentage
FLORENCE PCT 001	0	0	0	0	0	37	10	123	170	673	25.26%
Totals	0	0	0	0	0	37	10	123	170	673	25.26%

Canvass Results Report

Will County Election Night 4/1/2025

Run Time 12:34 PM

Run Date 04/16/2025

WILL COUNTY, ILLINOIS

CONSOLIDATED ELECTION - APRIL 1, 2025

4/1/2025

Page 135

Official Results

Registered Voters
79978 of 453563 = 17.63%

Precincts Reporting
310 of 310 = 100.00%

FLORENCE TOWNSHIP For Highway Commissioner - (Vote for one)

Precinct	Jeremy Butcher, IND	Cast Votes	Undervotes	Overvotes	Unresolved write-ins	Vote by Mail Ballots Cast	Early Voting Ballots Cast	Election Day Voting Ballots Cast	Total Ballots Cast	Registered Voters	Turnout Percentage
FLORENCE PCT 001	146	146	24	0	0	37	10	123	170	673	25.26%
Totals	146	146	24	0	0	37	10	123	170	673	25.26%

Canvass Results Report

Will County Election Night 4/1/2025

Run Time 12:34 PM

Run Date 04/16/2025

WILL COUNTY, ILLINOIS

CONSOLIDATED ELECTION - APRIL 1, 2025

4/1/2025

Page 136

Official Results

Registered Voters
79978 of 453563 = 17.63%

Precincts Reporting
310 of 310 = 100.00%

FLORENCE TOWNSHIP For Collector - (Vote for one)

Precinct	No Candidate	Cast Votes	Undervotes	Overvotes	Unresolved write-ins	Vote by Mail Ballots Cast	Early Voting Ballots Cast	Election Day Voting Ballots Cast	Total Ballots Cast	Registered Voters	Turnout Percentage
FLORENCE PCT 001	0	0	0	0	0	37	10	123	170	673	25.26%
Totals	0	0	0	0	0	37	10	123	170	673	25.26%

Canvass Results Report

Will County Election Night 4/1/2025

Run Time 12:34 PM

Run Date 04/16/2025

WILL COUNTY, ILLINOIS

CONSOLIDATED ELECTION - APRIL 1, 2025

4/1/2025

Page 137

Official Results

Registered Voters
79978 of 453563 = 17.63%

Precincts Reporting
310 of 310 = 100.00%

FLORENCE TOWNSHIP For Trustee - (Vote for not more than four)

Precinct	Dale Beeson, IND	Andy Robbins, IND	Steven Seibert, IND	Kyle Dillon, IND	Cast Votes	Undervotes	Overvotes	Unresolved write-ins	Vote by Mail Ballots Cast	Early Voting Ballots Cast	Election Day Voting Ballots Cast	Total Ballots Cast	Registered Voters	Turnout Percentage
FLORENCE PCT 001	90	103	93	113	399	281	0	0	37	10	123	170	673	25.26%
Totals	90	103	93	113	399	281	0	0	37	10	123	170	673	25.26%

Canvass Results Report

Will County Election Night 4/1/2025

Run Time 12:34 PM
Run Date 04/16/2025

WILL COUNTY, ILLINOIS

CONSOLIDATED ELECTION - APRIL 1, 2025

4/1/2025
Page 138

Official Results

Registered Voters
79978 of 453563 = 17.63%
Precincts Reporting
310 of 310 = 100.00%

FRANKFORT TOWNSHIP For Supervisor - (Vote for one)

Precinct	Nick George, REP	No Candidate, DEM	Cast Votes	Undervotes	Overvotes	Unresolved write-ins	Vote by Mail Ballots Cast	Early Voting Ballots Cast	Election Day Voting Ballots Cast	Total Ballots Cast	Registered Voters	Turnout Percentage
FRANKFORT PCT 001	248	0	248	107	0	0	64	90	201	355	1,938	18.32%
FRANKFORT PCT 002	245	0	245	121	0	0	112	107	147	366	1,520	24.08%
FRANKFORT PCT 003	285	0	285	142	0	0	83	156	188	427	1,659	25.74%
FRANKFORT PCT 004	204	0	204	91	0	0	81	73	141	295	1,403	21.03%
FRANKFORT PCT 005	316	0	316	105	0	0	101	97	223	421	2,019	20.85%
FRANKFORT PCT 006	248	0	248	106	0	0	51	81	222	354	1,417	24.98%
FRANKFORT PCT 007	216	0	216	85	0	0	62	80	159	301	1,358	22.16%
FRANKFORT PCT 008	179	0	179	57	0	0	61	81	94	236	1,372	17.20%
FRANKFORT PCT 009	219	0	219	106	0	0	104	100	121	325	1,494	21.75%
FRANKFORT PCT 010	249	0	249	101	0	0	107	106	137	350	1,483	23.60%
FRANKFORT PCT 011	228	0	228	83	0	0	69	117	125	311	1,437	21.64%
FRANKFORT PCT 012	224	0	224	91	0	0	58	74	183	315	1,170	26.92%
FRANKFORT PCT 013	180	0	180	87	0	0	72	47	148	267	1,232	21.67%
FRANKFORT PCT 014	201	0	201	58	0	0	40	74	145	259	1,422	18.21%
FRANKFORT PCT 015	266	0	266	85	0	0	60	124	167	351	1,837	19.11%
FRANKFORT PCT 016	243	0	243	130	0	0	100	125	148	373	1,548	24.10%
FRANKFORT PCT 017	299	0	299	120	0	0	99	92	228	419	1,904	22.01%
FRANKFORT PCT 018	254	0	254	97	0	0	57	87	207	351	1,501	23.38%
FRANKFORT PCT 019	227	0	227	81	0	0	65	105	138	308	1,647	18.70%
FRANKFORT PCT 020	220	0	220	82	0	0	53	108	141	302	1,448	20.86%
FRANKFORT PCT 021	395	0	395	182	0	0	116	170	291	577	1,816	31.77%

Canvass Results Report

Will County Election Night 4/1/2025

Run Time 12:34 PM

Run Date 04/16/2025

WILL COUNTY, ILLINOIS

CONSOLIDATED ELECTION - APRIL 1, 2025

4/1/2025

Page 139

Official Results

Registered Voters
79978 of 453563 = 17.63%

Precincts Reporting
310 of 310 = 100.00%

FRANKFORT TOWNSHIP For Supervisor - (Vote for one)

Precinct	Nick George, REP	No Candidate, DEM	Cast Votes	Undervotes	Overvotes	Unresolved write-ins	Vote by Mail Ballots Cast	Early Voting Ballots Cast	Election Day Voting Ballots Cast	Total Ballots Cast	Registered Voters	Turnout Percentage
FRANKFORT PCT 022	383	0	383	157	0	0	161	214	165	540	1,470	36.73%
FRANKFORT PCT 023	282	0	282	95	0	0	75	148	154	377	1,305	28.89%
FRANKFORT PCT 024	203	0	203	119	0	0	59	111	152	322	1,384	23.27%
FRANKFORT PCT 025	368	0	368	163	0	0	64	210	257	531	1,280	41.48%
FRANKFORT PCT 026	280	0	280	131	0	0	83	170	158	411	1,552	26.48%
FRANKFORT PCT 027	252	0	252	99	0	0	69	115	167	351	1,441	24.36%
FRANKFORT PCT 028	260	0	260	100	0	0	69	146	145	360	2,130	16.90%
Totals	7,174	0	7,174	2,981	0	0	2,195	3,208	4,752	10,155	43,187	23.51%

Canvass Results Report

Will County Election Night 4/1/2025

Run Time 12:34 PM

Run Date 04/16/2025

WILL COUNTY, ILLINOIS

CONSOLIDATED ELECTION - APRIL 1, 2025

4/1/2025

Page 140

Official Results

Registered Voters
79978 of 453563 = 17.63%

Precincts Reporting
310 of 310 = 100.00%

FRANKFORT TOWNSHIP For Clerk - (Vote for one)

Precinct	Nella Piccolin, REP	No Candidate, DEM	Cast Votes	Undervotes	Overvotes	Unresolved write-ins	Vote by Mail Ballots Cast	Early Voting Ballots Cast	Election Day Voting Ballots Cast	Total Ballots Cast	Registered Voters	Turnout Percentage
FRANKFORT PCT 001	248	0	248	107	0	0	64	90	201	355	1,938	18.32%
FRANKFORT PCT 002	239	0	239	127	0	0	112	107	147	366	1,520	24.08%
FRANKFORT PCT 003	283	0	283	144	0	0	83	156	188	427	1,659	25.74%
FRANKFORT PCT 004	198	0	198	97	0	0	81	73	141	295	1,403	21.03%
FRANKFORT PCT 005	310	0	310	111	0	0	101	97	223	421	2,019	20.85%
FRANKFORT PCT 006	242	0	242	112	0	0	51	81	222	354	1,417	24.98%
FRANKFORT PCT 007	211	0	211	90	0	0	62	80	159	301	1,358	22.16%
FRANKFORT PCT 008	176	0	176	60	0	0	61	81	94	236	1,372	17.20%
FRANKFORT PCT 009	216	0	216	109	0	0	104	100	121	325	1,494	21.75%
FRANKFORT PCT 010	250	0	250	100	0	0	107	106	137	350	1,483	23.60%
FRANKFORT PCT 011	226	0	226	85	0	0	69	117	125	311	1,437	21.64%
FRANKFORT PCT 012	221	0	221	94	0	0	58	74	183	315	1,170	26.92%
FRANKFORT PCT 013	179	0	179	88	0	0	72	47	148	267	1,232	21.67%
FRANKFORT PCT 014	200	0	200	59	0	0	40	74	145	259	1,422	18.21%
FRANKFORT PCT 015	272	0	272	79	0	0	60	124	167	351	1,837	19.11%
FRANKFORT PCT 016	236	0	236	137	0	0	100	125	148	373	1,548	24.10%
FRANKFORT PCT 017	289	0	289	130	0	0	99	92	228	419	1,904	22.01%
FRANKFORT PCT 018	252	0	252	99	0	0	57	87	207	351	1,501	23.38%
FRANKFORT PCT 019	229	0	229	79	0	0	65	105	138	308	1,647	18.70%
FRANKFORT PCT 020	220	0	220	82	0	0	53	108	141	302	1,448	20.86%
FRANKFORT PCT 021	401	0	401	176	0	0	116	170	291	577	1,816	31.77%

Canvass Results Report

Will County Election Night 4/1/2025

Run Time 12:34 PM

Run Date 04/16/2025

WILL COUNTY, ILLINOIS

CONSOLIDATED ELECTION - APRIL 1, 2025

4/1/2025

Page 141

Official Results

Registered Voters
79978 of 453563 = 17.63%

Precincts Reporting
310 of 310 = 100.00%

FRANKFORT TOWNSHIP For Clerk - (Vote for one)

Precinct	Nella Piccolin, REP	No Candidate, DEM	Cast Votes	Undervotes	Overvotes	Unresolved write-ins	Vote by Mail Ballots Cast	Early Voting Ballots Cast	Election Day Voting Ballots Cast	Total Ballots Cast	Registered Voters	Turnout Percentage
FRANKFORT PCT 022	382	0	382	158	0	0	161	214	165	540	1,470	36.73%
FRANKFORT PCT 023	274	0	274	103	0	0	75	148	154	377	1,305	28.89%
FRANKFORT PCT 024	204	0	204	118	0	0	59	111	152	322	1,384	23.27%
FRANKFORT PCT 025	363	0	363	168	0	0	64	210	257	531	1,280	41.48%
FRANKFORT PCT 026	284	0	284	127	0	0	83	170	158	411	1,552	26.48%
FRANKFORT PCT 027	257	0	257	94	0	0	69	115	167	351	1,441	24.36%
FRANKFORT PCT 028	260	0	260	100	0	0	69	146	145	360	2,130	16.90%
Totals	7,122	0	7,122	3,033	0	0	2,195	3,208	4,752	10,155	43,187	23.51%

Canvass Results Report

Will County Election Night 4/1/2025

Run Time 12:34 PM
Run Date 04/16/2025

WILL COUNTY, ILLINOIS

CONSOLIDATED ELECTION - APRIL 1, 2025

4/1/2025
Page 142

Official Results

Registered Voters
79978 of 453563 = 17.63%
Precincts Reporting
310 of 310 = 100.00%

FRANKFORT TOWNSHIP For Assessor - (Vote for one)

Precinct	Joe Kral, REP	No Candidate, DEM	Cast Votes	Undervotes	Overvotes	Unresolved write-ins	Vote by Mail Ballots Cast	Early Voting Ballots Cast	Election Day Voting Ballots Cast	Total Ballots Cast	Registered Voters	Turnout Percentage
FRANKFORT PCT 001	254	0	254	101	0	0	64	90	201	355	1,938	18.32%
FRANKFORT PCT 002	246	0	246	120	0	0	112	107	147	366	1,520	24.08%
FRANKFORT PCT 003	283	0	283	144	0	0	83	156	188	427	1,659	25.74%
FRANKFORT PCT 004	199	0	199	96	0	0	81	73	141	295	1,403	21.03%
FRANKFORT PCT 005	310	0	310	111	0	0	101	97	223	421	2,019	20.85%
FRANKFORT PCT 006	247	0	247	107	0	0	51	81	222	354	1,417	24.98%
FRANKFORT PCT 007	222	0	222	79	0	0	62	80	159	301	1,358	22.16%
FRANKFORT PCT 008	179	0	179	57	0	0	61	81	94	236	1,372	17.20%
FRANKFORT PCT 009	216	0	216	109	0	0	104	100	121	325	1,494	21.75%
FRANKFORT PCT 010	254	0	254	96	0	0	107	106	137	350	1,483	23.60%
FRANKFORT PCT 011	224	0	224	87	0	0	69	117	125	311	1,437	21.64%
FRANKFORT PCT 012	225	0	225	90	0	0	58	74	183	315	1,170	26.92%
FRANKFORT PCT 013	180	0	180	87	0	0	72	47	148	267	1,232	21.67%
FRANKFORT PCT 014	202	0	202	57	0	0	40	74	145	259	1,422	18.21%
FRANKFORT PCT 015	264	0	264	87	0	0	60	124	167	351	1,837	19.11%
FRANKFORT PCT 016	241	0	241	132	0	0	100	125	148	373	1,548	24.10%
FRANKFORT PCT 017	293	0	293	126	0	0	99	92	228	419	1,904	22.01%
FRANKFORT PCT 018	250	0	250	101	0	0	57	87	207	351	1,501	23.38%
FRANKFORT PCT 019	224	0	224	84	0	0	65	105	138	308	1,647	18.70%
FRANKFORT PCT 020	216	0	216	86	0	0	53	108	141	302	1,448	20.86%
FRANKFORT PCT 021	399	0	399	178	0	0	116	170	291	577	1,816	31.77%

Canvass Results Report

Will County Election Night 4/1/2025

Run Time 12:34 PM

Run Date 04/16/2025

WILL COUNTY, ILLINOIS

CONSOLIDATED ELECTION - APRIL 1, 2025

4/1/2025

Page 143

Official Results

Registered Voters
79978 of 453563 = 17.63%

Precincts Reporting
310 of 310 = 100.00%

FRANKFORT TOWNSHIP For Assessor - (Vote for one)

Precinct	Joe Kral, REP	No Candidate, DEM	Cast Votes	Undervotes	Overvotes	Unresolved write-ins	Vote by Mail Ballots Cast	Early Voting Ballots Cast	Election Day Voting Ballots Cast	Total Ballots Cast	Registered Voters	Turnout Percentage
FRANKFORT PCT 022	381	0	381	159	0	0	161	214	165	540	1,470	36.73%
FRANKFORT PCT 023	277	0	277	100	0	0	75	148	154	377	1,305	28.89%
FRANKFORT PCT 024	201	0	201	121	0	0	59	111	152	322	1,384	23.27%
FRANKFORT PCT 025	365	0	365	166	0	0	64	210	257	531	1,280	41.48%
FRANKFORT PCT 026	282	0	282	129	0	0	83	170	158	411	1,552	26.48%
FRANKFORT PCT 027	256	0	256	95	0	0	69	115	167	351	1,441	24.36%
FRANKFORT PCT 028	252	0	252	108	0	0	69	146	145	360	2,130	16.90%
Totals	7,142	0	7,142	3,013	0	0	2,195	3,208	4,752	10,155	43,187	23.51%

Canvass Results Report

Will County Election Night 4/1/2025

Run Time 12:34 PM
Run Date 04/16/2025

WILL COUNTY, ILLINOIS

CONSOLIDATED ELECTION - APRIL 1, 2025

4/1/2025
Page 144

Official Results

Registered Voters
79978 of 453563 = 17.63%
Precincts Reporting
310 of 310 = 100.00%

FRANKFORT TOWNSHIP For Highway Commissioner - (Vote for one)

Precinct	Bill Carlson, REP	No Candidate, DEM	Cast Votes	Undervotes	Overvotes	Unresolved write-ins	Vote by Mail Ballots Cast	Early Voting Ballots Cast	Election Day Voting Ballots Cast	Total Ballots Cast	Registered Voters	Turnout Percentage
FRANKFORT PCT 001	253	0	253	102	0	0	64	90	201	355	1,938	18.32%
FRANKFORT PCT 002	239	0	239	127	0	0	112	107	147	366	1,520	24.08%
FRANKFORT PCT 003	283	0	283	144	0	0	83	156	188	427	1,659	25.74%
FRANKFORT PCT 004	198	0	198	97	0	0	81	73	141	295	1,403	21.03%
FRANKFORT PCT 005	312	0	312	109	0	0	101	97	223	421	2,019	20.85%
FRANKFORT PCT 006	235	0	235	119	0	0	51	81	222	354	1,417	24.98%
FRANKFORT PCT 007	206	0	206	95	0	0	62	80	159	301	1,358	22.16%
FRANKFORT PCT 008	174	0	174	62	0	0	61	81	94	236	1,372	17.20%
FRANKFORT PCT 009	216	0	216	109	0	0	104	100	121	325	1,494	21.75%
FRANKFORT PCT 010	249	0	249	101	0	0	107	106	137	350	1,483	23.60%
FRANKFORT PCT 011	227	0	227	84	0	0	69	117	125	311	1,437	21.64%
FRANKFORT PCT 012	217	0	217	98	0	0	58	74	183	315	1,170	26.92%
FRANKFORT PCT 013	176	0	176	91	0	0	72	47	148	267	1,232	21.67%
FRANKFORT PCT 014	203	0	203	56	0	0	40	74	145	259	1,422	18.21%
FRANKFORT PCT 015	279	0	279	72	0	0	60	124	167	351	1,837	19.11%
FRANKFORT PCT 016	237	0	237	136	0	0	100	125	148	373	1,548	24.10%
FRANKFORT PCT 017	286	0	286	133	0	0	99	92	228	419	1,904	22.01%
FRANKFORT PCT 018	249	0	249	102	0	0	57	87	207	351	1,501	23.38%
FRANKFORT PCT 019	238	0	238	70	0	0	65	105	138	308	1,647	18.70%
FRANKFORT PCT 020	226	0	226	76	0	0	53	108	141	302	1,448	20.86%
FRANKFORT PCT 021	390	0	390	187	0	0	116	170	291	577	1,816	31.77%

Canvass Results Report

Will County Election Night 4/1/2025

Run Time 12:34 PM

Run Date 04/16/2025

WILL COUNTY, ILLINOIS

CONSOLIDATED ELECTION - APRIL 1, 2025

4/1/2025

Page 145

Official Results

Registered Voters
79978 of 453563 = 17.63%

Precincts Reporting
310 of 310 = 100.00%

FRANKFORT TOWNSHIP For Highway Commissioner - (Vote for one)

Precinct	Bill Carlson, REP	No Candidate, DEM	Cast Votes	Undervotes	Overvotes	Unresolved write-ins	Vote by Mail Ballots Cast	Early Voting Ballots Cast	Election Day Voting Ballots Cast	Total Ballots Cast	Registered Voters	Turnout Percentage
FRANKFORT PCT 022	376	0	376	164	0	0	161	214	165	540	1,470	36.73%
FRANKFORT PCT 023	270	0	270	107	0	0	75	148	154	377	1,305	28.89%
FRANKFORT PCT 024	206	0	206	116	0	0	59	111	152	322	1,384	23.27%
FRANKFORT PCT 025	359	0	359	172	0	0	64	210	257	531	1,280	41.48%
FRANKFORT PCT 026	275	0	275	136	0	0	83	170	158	411	1,552	26.48%
FRANKFORT PCT 027	252	0	252	99	0	0	69	115	167	351	1,441	24.36%
FRANKFORT PCT 028	257	0	257	103	0	0	69	146	145	360	2,130	16.90%
Totals	7,088	0	7,088	3,067	0	0	2,195	3,208	4,752	10,155	43,187	23.51%

Canvass Results Report

Will County Election Night 4/1/2025

Run Time 12:34 PM

Run Date 04/16/2025

WILL COUNTY, ILLINOIS

CONSOLIDATED ELECTION - APRIL 1, 2025

4/1/2025

Page 146

Official Results

Registered Voters
79978 of 453563 = 17.63%

Precincts Reporting
310 of 310 = 100.00%

FRANKFORT TOWNSHIP For Collector - (Vote for one)

Precinct	Susan Heaton, REP	No Candidate, DEM	Cast Votes	Undervotes	Overvotes	Unresolved write-ins	Vote by Mail Ballots Cast	Early Voting Ballots Cast	Election Day Voting Ballots Cast	Total Ballots Cast	Registered Voters	Turnout Percentage
FRANKFORT PCT 001	247	0	247	108	0	0	64	90	201	355	1,938	18.32%
FRANKFORT PCT 002	239	0	239	127	0	0	112	107	147	366	1,520	24.08%
FRANKFORT PCT 003	280	0	280	147	0	0	83	156	188	427	1,659	25.74%
FRANKFORT PCT 004	195	0	195	100	0	0	81	73	141	295	1,403	21.03%
FRANKFORT PCT 005	307	0	307	114	0	0	101	97	223	421	2,019	20.85%
FRANKFORT PCT 006	235	0	235	119	0	0	51	81	222	354	1,417	24.98%
FRANKFORT PCT 007	205	0	205	96	0	0	62	80	159	301	1,358	22.16%
FRANKFORT PCT 008	173	0	173	63	0	0	61	81	94	236	1,372	17.20%
FRANKFORT PCT 009	213	0	213	112	0	0	104	100	121	325	1,494	21.75%
FRANKFORT PCT 010	249	0	249	101	0	0	107	106	137	350	1,483	23.60%
FRANKFORT PCT 011	226	0	226	85	0	0	69	117	125	311	1,437	21.64%
FRANKFORT PCT 012	217	0	217	98	0	0	58	74	183	315	1,170	26.92%
FRANKFORT PCT 013	173	0	173	94	0	0	72	47	148	267	1,232	21.67%
FRANKFORT PCT 014	199	0	199	60	0	0	40	74	145	259	1,422	18.21%
FRANKFORT PCT 015	266	0	266	85	0	0	60	124	167	351	1,837	19.11%
FRANKFORT PCT 016	234	0	234	139	0	0	100	125	148	373	1,548	24.10%
FRANKFORT PCT 017	281	0	281	138	0	0	99	92	228	419	1,904	22.01%
FRANKFORT PCT 018	245	0	245	106	0	0	57	87	207	351	1,501	23.38%
FRANKFORT PCT 019	221	0	221	87	0	0	65	105	138	308	1,647	18.70%
FRANKFORT PCT 020	215	0	215	87	0	0	53	108	141	302	1,448	20.86%
FRANKFORT PCT 021	380	0	380	197	0	0	116	170	291	577	1,816	31.77%

Canvass Results Report

Will County Election Night 4/1/2025

Run Time 12:34 PM

Run Date 04/16/2025

WILL COUNTY, ILLINOIS

CONSOLIDATED ELECTION - APRIL 1, 2025

4/1/2025

Page 147

Official Results

Registered Voters
79978 of 453563 = 17.63%

Precincts Reporting
310 of 310 = 100.00%

FRANKFORT TOWNSHIP For Collector - (Vote for one)

Precinct	Susan Heaton, REP	No Candidate, DEM	Cast Votes	Undervotes	Overvotes	Unresolved write-ins	Vote by Mail Ballots Cast	Early Voting Ballots Cast	Election Day Voting Ballots Cast	Total Ballots Cast	Registered Voters	Turnout Percentage
FRANKFORT PCT 022	372	0	372	168	0	0	161	214	165	540	1,470	36.73%
FRANKFORT PCT 023	269	0	269	108	0	0	75	148	154	377	1,305	28.89%
FRANKFORT PCT 024	196	0	196	126	0	0	59	111	152	322	1,384	23.27%
FRANKFORT PCT 025	349	0	349	182	0	0	64	210	257	531	1,280	41.48%
FRANKFORT PCT 026	272	0	272	139	0	0	83	170	158	411	1,552	26.48%
FRANKFORT PCT 027	244	0	244	107	0	0	69	115	167	351	1,441	24.36%
FRANKFORT PCT 028	253	0	253	107	0	0	69	146	145	360	2,130	16.90%
Totals	6,955	0	6,955	3,200	0	0	2,195	3,208	4,752	10,155	43,187	23.51%

Canvass Results Report

Will County Election Night 4/1/2025

Run Time 12:34 PM

Run Date 04/16/2025

WILL COUNTY, ILLINOIS

CONSOLIDATED ELECTION - APRIL 1, 2025

4/1/2025

Page 148

Official Results

Registered Voters
79978 of 453563 = 17.63%

Precincts Reporting
310 of 310 = 100.00%

FRANKFORT TOWNSHIP For Trustee - (Vote for not more than four)

Precinct	David Smith, REP	Jessica Kot, REP	Thomas Kennedy, REP	Hillary Mattsey Kurzawa, REP	No Candidate, DEM	Cast Votes	Undervotes	Overvotes	Unresolved write-ins	Vote by Mail Ballots Cast	Early Voting Ballots Cast	Election Day Voting Ballots Cast	Total Ballots Cast	Registered Voters	Turnout Percentage
FRANKFORT PCT 001	201	202	189	185	0	777	643	0	0	64	90	201	355	1,938	18.32%
FRANKFORT PCT 002	200	195	190	191	0	776	688	0	0	112	107	147	366	1,520	24.08%
FRANKFORT PCT 003	242	246	232	226	0	946	762	0	0	83	156	188	427	1,659	25.74%
FRANKFORT PCT 004	146	160	149	144	0	599	581	0	0	81	73	141	295	1,403	21.03%
FRANKFORT PCT 005	239	242	230	229	0	940	744	0	0	101	97	223	421	2,019	20.85%
FRANKFORT PCT 006	189	192	182	181	0	744	672	0	0	51	81	222	354	1,417	24.98%
FRANKFORT PCT 007	173	178	176	168	0	695	509	0	0	62	80	159	301	1,358	22.16%
FRANKFORT PCT 008	146	151	149	140	0	586	358	0	0	61	81	94	236	1,372	17.20%
FRANKFORT PCT 009	173	175	167	168	0	683	617	0	0	104	100	121	325	1,494	21.75%
FRANKFORT PCT 010	213	215	209	209	0	846	554	0	0	107	106	137	350	1,483	23.60%
FRANKFORT PCT 011	179	184	182	176	0	721	523	0	0	69	117	125	311	1,437	21.64%
FRANKFORT PCT 012	179	186	171	171	0	707	553	0	0	58	74	183	315	1,170	26.92%
FRANKFORT PCT 013	146	138	141	128	0	553	515	0	0	72	47	148	267	1,232	21.67%
FRANKFORT PCT 014	160	155	143	146	0	604	432	0	0	40	74	145	259	1,422	18.21%
FRANKFORT PCT 015	212	214	200	210	0	836	568	0	0	60	124	167	351	1,837	19.11%
FRANKFORT PCT 016	197	193	184	186	0	760	732	0	0	100	125	148	373	1,548	24.10%
FRANKFORT PCT 017	237	238	241	221	0	937	739	0	0	99	92	228	419	1,904	22.01%
FRANKFORT PCT 018	200	199	200	201	0	800	604	0	0	57	87	207	351	1,501	23.38%
FRANKFORT PCT 019	171	176	174	171	0	692	540	0	0	65	105	138	308	1,647	18.70%
FRANKFORT PCT 020	184	180	181	171	0	716	492	0	0	53	108	141	302	1,448	20.86%
FRANKFORT PCT 021	307	322	300	298	0	1,227	1,081	0	0	116	170	291	577	1,816	31.77%

Canvass Results Report

Will County Election Night 4/1/2025

Run Time 12:34 PM
Run Date 04/16/2025

WILL COUNTY, ILLINOIS

CONSOLIDATED ELECTION - APRIL 1, 2025

4/1/2025
Page 149

Official Results

Registered Voters
79978 of 453563 = 17.63%

Precincts Reporting
310 of 310 = 100.00%

FRANKFORT TOWNSHIP For Trustee - (Vote for not more than four)

Precinct	David Smith, REP	Jessica Kot, REP	Thomas Kennedy, REP	Hillary Mattsey Kurzawa, REP	No Candidate, DEM	Cast Votes	Undervotes	Overvotes	Unresolved write-ins	Vote by Mail Ballots Cast	Early Voting Ballots Cast	Election Day Voting Ballots Cast	Total Ballots Cast	Registered Voters	Turnout Percentage
FRANKFORT PCT 022	321	309	303	289	0	1,222	938	0	0	161	214	165	540	1,470	36.73%
FRANKFORT PCT 023	213	210	208	202	0	833	675	0	0	75	148	154	377	1,305	28.89%
FRANKFORT PCT 024	159	166	149	161	0	635	653	0	0	59	111	152	322	1,384	23.27%
FRANKFORT PCT 025	269	285	276	267	0	1,097	1,027	0	0	64	210	257	531	1,280	41.48%
FRANKFORT PCT 026	213	218	199	213	0	843	801	0	0	83	170	158	411	1,552	26.48%
FRANKFORT PCT 027	191	198	203	184	0	776	628	0	0	69	115	167	351	1,441	24.36%
FRANKFORT PCT 028	201	214	196	193	0	804	636	0	0	69	146	145	360	2,130	16.90%
Totals	5,661	5,741	5,524	5,429	0	22,355	18,265	0	0	2,195	3,208	4,752	10,155	43,187	23.51%

Canvass Results Report

Will County Election Night 4/1/2025

Run Time 12:34 PM

Run Date 04/16/2025

WILL COUNTY, ILLINOIS

CONSOLIDATED ELECTION - APRIL 1, 2025

4/1/2025

Page 150

Official Results

Registered Voters
79978 of 453563 = 17.63%

Precincts Reporting
310 of 310 = 100.00%

GREEN GARDEN TOWNSHIP For Supervisor - (Vote for one)

Precinct	No Candidate, DEM	Dean Christofflos, REP	Cast Votes	Undervotes	Overvotes	Unresolved write-ins	Vote by Mail Ballots Cast	Early Voting Ballots Cast	Election Day Voting Ballots Cast	Total Ballots Cast	Registered Voters	Turnout Percentage
GREEN GARDEN PCT 001	0	252	252	90	0	0	58	48	236	342	1,534	22.29%
GREEN GARDEN PCT 002	0	236	236	73	0	0	59	26	224	309	1,589	19.45%
Totals	0	488	488	163	0	0	117	74	460	651	3,123	20.85%

Canvass Results Report

Will County Election Night 4/1/2025

Run Time 12:34 PM

Run Date 04/16/2025

WILL COUNTY, ILLINOIS

CONSOLIDATED ELECTION - APRIL 1, 2025

4/1/2025

Page 151

Official Results

Registered Voters
79978 of 453563 = 17.63%

Precincts Reporting
310 of 310 = 100.00%

GREEN GARDEN TOWNSHIP For Clerk - (Vote for one)

Precinct	Joshua Snedden, DEM	Christina Kraft, REP	Cast Votes	Undervotes	Overvotes	Unresolved write-ins	Vote by Mail Ballots Cast	Early Voting Ballots Cast	Election Day Voting Ballots Cast	Total Ballots Cast	Registered Voters	Turnout Percentage
GREEN GARDEN PCT 001	100	235	335	7	0	0	58	48	236	342	1,534	22.29%
GREEN GARDEN PCT 002	83	221	304	5	0	0	59	26	224	309	1,589	19.45%
Totals	183	456	639	12	0	0	117	74	460	651	3,123	20.85%

Canvass Results Report

Will County Election Night 4/1/2025

Run Time 12:34 PM

Run Date 04/16/2025

WILL COUNTY, ILLINOIS

CONSOLIDATED ELECTION - APRIL 1, 2025

4/1/2025

Page 152

Official Results

Registered Voters
79978 of 453563 = 17.63%

Precincts Reporting
310 of 310 = 100.00%

GREEN GARDEN TOWNSHIP For Assessor - (Vote for one)

Precinct	No Candidate, DEM	Jane E. Bushong, REP	Cast Votes	Undervotes	Overvotes	Unresolved write-ins	Vote by Mail Ballots Cast	Early Voting Ballots Cast	Election Day Voting Ballots Cast	Total Ballots Cast	Registered Voters	Turnout Percentage
GREEN GARDEN PCT 001	0	260	260	82	0	0	58	48	236	342	1,534	22.29%
GREEN GARDEN PCT 002	0	249	249	60	0	0	59	26	224	309	1,589	19.45%
Totals	0	509	509	142	0	0	117	74	460	651	3,123	20.85%

Canvass Results Report

Will County Election Night 4/1/2025

Run Time 12:34 PM

Run Date 04/16/2025

WILL COUNTY, ILLINOIS

CONSOLIDATED ELECTION - APRIL 1, 2025

4/1/2025

Page 153

Official Results

Registered Voters
79978 of 453563 = 17.63%

Precincts Reporting
310 of 310 = 100.00%

GREEN GARDEN TOWNSHIP For Highway Commissioner - (Vote for one)

Precinct	No Candidate, DEM	James A. Hilliard, REP	Cast Votes	Undervotes	Overvotes	Unresolved write-ins	Vote by Mail Ballots Cast	Early Voting Ballots Cast	Election Day Voting Ballots Cast	Total Ballots Cast	Registered Voters	Turnout Percentage
GREEN GARDEN PCT 001	0	277	277	65	0	0	58	48	236	342	1,534	22.29%
GREEN GARDEN PCT 002	0	267	267	42	0	0	59	26	224	309	1,589	19.45%
Totals	0	544	544	107	0	0	117	74	460	651	3,123	20.85%

Canvass Results Report

Will County Election Night 4/1/2025

Run Time 12:34 PM

Run Date 04/16/2025

WILL COUNTY, ILLINOIS

CONSOLIDATED ELECTION - APRIL 1, 2025

4/1/2025

Page 154

Official Results

Registered Voters
79978 of 453563 = 17.63%

Precincts Reporting
310 of 310 = 100.00%

GREEN GARDEN TOWNSHIP For Collector - (Vote for one)

Precinct	Michael Flanagan, DEM	No Candidate, REP	Thomas J. Becker (W)	Cast Votes	Undervotes	Overvotes	Unresolved write-ins	Vote by Mail Ballots Cast	Early Voting Ballots Cast	Election Day Voting Ballots Cast	Total Ballots Cast	Registered Voters	Turnout Percentage
GREEN GARDEN PCT 001	148	0	100	248	93	1	0	58	48	236	342	1,534	22.29%
GREEN GARDEN PCT 002	131	0	116	247	62	0	0	59	26	224	309	1,589	19.45%
Totals	279	0	216	495	155	1	0	117	74	460	651	3,123	20.85%

Canvass Results Report

Will County Election Night 4/1/2025

Run Time 12:34 PM

Run Date 04/16/2025

WILL COUNTY, ILLINOIS

CONSOLIDATED ELECTION - APRIL 1, 2025

4/1/2025

Page 155

Official Results

Registered Voters
79978 of 453563 = 17.63%

Precincts Reporting
310 of 310 = 100.00%

GREEN GARDEN TOWNSHIP For Trustee - (Vote for not more than four)

Precinct	No Candidate, DEM	Ralph C. Dietz, REP	Wesley Shepherd, REP	Monroe M. Striggow, REP	Cast Votes	Undervotes	Overvotes	Unresolved write-ins	Vote by Mail Ballots Cast	Early Voting Ballots Cast	Election Day Voting Ballots Cast	Total Ballots Cast	Registered Voters	Turnout Percentage
GREEN GARDEN PCT 001	0	215	209	205	629	397	0	0	58	48	236	342	1,534	22.29%
GREEN GARDEN PCT 002	0	203	191	195	589	338	0	0	59	26	224	309	1,589	19.45%
Totals	0	418	400	400	1,218	735	0	0	117	74	460	651	3,123	20.85%

Canvass Results Report

Will County Election Night 4/1/2025

Run Time 12:34 PM
Run Date 04/16/2025

WILL COUNTY, ILLINOIS

CONSOLIDATED ELECTION - APRIL 1, 2025

4/1/2025
Page 156

Official Results

Registered Voters
79978 of 453563 = 17.63%
Precincts Reporting
310 of 310 = 100.00%

HOMER TOWNSHIP For Supervisor - (Vote for one)

Precinct	Susanna E. Steilen, REP	No Candidate, DEM	Cast Votes	Undervotes	Overvotes	Unresolved write-ins	Vote by Mail Ballots Cast	Early Voting Ballots Cast	Election Day Voting Ballots Cast	Total Ballots Cast	Registered Voters	Turnout Percentage
HOMER PCT 001	96	0	96	46	0	0	30	10	102	142	1,500	9.47%
HOMER PCT 002	263	0	263	71	0	0	70	55	209	334	1,617	20.66%
HOMER PCT 003	167	0	167	52	0	0	50	36	133	219	1,290	16.98%
HOMER PCT 004	250	0	250	80	0	0	84	56	190	330	1,471	22.43%
HOMER PCT 005	168	0	168	62	0	0	54	51	125	230	1,151	19.98%
HOMER PCT 006	195	0	195	48	0	0	82	44	117	243	1,455	16.70%
HOMER PCT 007	213	0	213	83	0	0	70	35	191	296	1,454	20.36%
HOMER PCT 008	211	0	211	60	0	0	95	50	126	271	1,423	19.04%
HOMER PCT 009	134	0	134	46	0	0	41	17	122	180	1,190	15.13%
HOMER PCT 010	126	0	126	46	0	0	60	19	93	172	1,002	17.17%
HOMER PCT 011	211	0	211	74	0	0	72	47	166	285	1,470	19.39%
HOMER PCT 012	210	0	210	76	0	0	59	45	182	286	1,550	18.45%
HOMER PCT 013	144	0	144	75	0	0	74	30	115	219	1,650	13.27%
HOMER PCT 014	196	0	196	77	0	0	68	47	158	273	1,554	17.57%
HOMER PCT 015	153	0	153	101	0	0	63	53	138	254	1,899	13.38%
HOMER PCT 016	205	0	205	89	0	0	81	36	177	294	2,208	13.32%
HOMER PCT 017	210	0	210	66	0	0	64	55	157	276	1,573	17.55%
HOMER PCT 018	164	0	164	62	0	0	49	36	141	226	2,017	11.20%
HOMER PCT 019	218	0	218	77	0	0	85	22	188	295	1,694	17.41%
Totals	3,534	0	3,534	1,291	0	0	1,251	744	2,830	4,825	29,168	16.54%

Canvass Results Report

Will County Election Night 4/1/2025

Run Time 12:34 PM
Run Date 04/16/2025

WILL COUNTY, ILLINOIS

CONSOLIDATED ELECTION - APRIL 1, 2025

4/1/2025
Page 157

Official Results

Registered Voters
79978 of 453563 = 17.63%
Precincts Reporting
310 of 310 = 100.00%

HOMER TOWNSHIP For Clerk - (Vote for one)

Precinct	Tamara "Tami" O'Brien, REP	No Candidate, DEM	Cast Votes	Undervotes	Overvotes	Unresolved write-ins	Vote by Mail Ballots Cast	Early Voting Ballots Cast	Election Day Voting Ballots Cast	Total Ballots Cast	Registered Voters	Turnout Percentage
HOMER PCT 001	97	0	97	45	0	0	30	10	102	142	1,500	9.47%
HOMER PCT 002	264	0	264	70	0	0	70	55	209	334	1,617	20.66%
HOMER PCT 003	171	0	171	48	0	0	50	36	133	219	1,290	16.98%
HOMER PCT 004	257	0	257	73	0	0	84	56	190	330	1,471	22.43%
HOMER PCT 005	171	0	171	59	0	0	54	51	125	230	1,151	19.98%
HOMER PCT 006	196	0	196	47	0	0	82	44	117	243	1,455	16.70%
HOMER PCT 007	214	0	214	82	0	0	70	35	191	296	1,454	20.36%
HOMER PCT 008	214	0	214	57	0	0	95	50	126	271	1,423	19.04%
HOMER PCT 009	133	0	133	47	0	0	41	17	122	180	1,190	15.13%
HOMER PCT 010	126	0	126	46	0	0	60	19	93	172	1,002	17.17%
HOMER PCT 011	211	0	211	74	0	0	72	47	166	285	1,470	19.39%
HOMER PCT 012	211	0	211	75	0	0	59	45	182	286	1,550	18.45%
HOMER PCT 013	144	0	144	75	0	0	74	30	115	219	1,650	13.27%
HOMER PCT 014	194	0	194	79	0	0	68	47	158	273	1,554	17.57%
HOMER PCT 015	149	0	149	105	0	0	63	53	138	254	1,899	13.38%
HOMER PCT 016	205	0	205	89	0	0	81	36	177	294	2,208	13.32%
HOMER PCT 017	206	0	206	70	0	0	64	55	157	276	1,573	17.55%
HOMER PCT 018	166	0	166	60	0	0	49	36	141	226	2,017	11.20%
HOMER PCT 019	209	0	209	86	0	0	85	22	188	295	1,694	17.41%
Totals	3,538	0	3,538	1,287	0	0	1,251	744	2,830	4,825	29,168	16.54%

Canvass Results Report

Will County Election Night 4/1/2025

Run Time 12:34 PM

Run Date 04/16/2025

WILL COUNTY, ILLINOIS

CONSOLIDATED ELECTION - APRIL 1, 2025

4/1/2025

Page 158

Official Results

Registered Voters
79978 of 453563 = 17.63%

Precincts Reporting
310 of 310 = 100.00%

HOMER TOWNSHIP For Assessor - (Vote for one)

Precinct	Carmen J. Maurella III, REP	No Candidate, DEM	Cast Votes	Undervotes	Overvotes	Unresolved write-ins	Vote by Mail Ballots Cast	Early Voting Ballots Cast	Election Day Voting Ballots Cast	Total Ballots Cast	Registered Voters	Turnout Percentage
HOMER PCT 001	93	0	93	49	0	0	30	10	102	142	1,500	9.47%
HOMER PCT 002	254	0	254	80	0	0	70	55	209	334	1,617	20.66%
HOMER PCT 003	153	0	153	66	0	0	50	36	133	219	1,290	16.98%
HOMER PCT 004	244	0	244	86	0	0	84	56	190	330	1,471	22.43%
HOMER PCT 005	158	0	158	72	0	0	54	51	125	230	1,151	19.98%
HOMER PCT 006	177	0	177	66	0	0	82	44	117	243	1,455	16.70%
HOMER PCT 007	194	0	194	102	0	0	70	35	191	296	1,454	20.36%
HOMER PCT 008	214	0	214	57	0	0	95	50	126	271	1,423	19.04%
HOMER PCT 009	134	0	134	46	0	0	41	17	122	180	1,190	15.13%
HOMER PCT 010	116	0	116	56	0	0	60	19	93	172	1,002	17.17%
HOMER PCT 011	209	0	209	76	0	0	72	47	166	285	1,470	19.39%
HOMER PCT 012	202	0	202	84	0	0	59	45	182	286	1,550	18.45%
HOMER PCT 013	137	0	137	82	0	0	74	30	115	219	1,650	13.27%
HOMER PCT 014	157	0	157	116	0	0	68	47	158	273	1,554	17.57%
HOMER PCT 015	149	0	149	105	0	0	63	53	138	254	1,899	13.38%
HOMER PCT 016	200	0	200	94	0	0	81	36	177	294	2,208	13.32%
HOMER PCT 017	192	0	192	84	0	0	64	55	157	276	1,573	17.55%
HOMER PCT 018	157	0	157	69	0	0	49	36	141	226	2,017	11.20%
HOMER PCT 019	199	0	199	96	0	0	85	22	188	295	1,694	17.41%
Totals	3,339	0	3,339	1,486	0	0	1,251	744	2,830	4,825	29,168	16.54%

Canvass Results Report

Will County Election Night 4/1/2025

Run Time 12:34 PM

Run Date 04/16/2025

WILL COUNTY, ILLINOIS

CONSOLIDATED ELECTION - APRIL 1, 2025

4/1/2025

Page 159

Official Results

Registered Voters
79978 of 453563 = 17.63%

Precincts Reporting
310 of 310 = 100.00%

HOMER TOWNSHIP For Highway Commissioner - (Vote for one)

Precinct	John S. Robinson, REP	No Candidate, DEM	Cast Votes	Undervotes	Overvotes	Unresolved write-ins	Vote by Mail Ballots Cast	Early Voting Ballots Cast	Election Day Voting Ballots Cast	Total Ballots Cast	Registered Voters	Turnout Percentage
HOMER PCT 001	96	0	96	46	0	0	30	10	102	142	1,500	9.47%
HOMER PCT 002	258	0	258	76	0	0	70	55	209	334	1,617	20.66%
HOMER PCT 003	170	0	170	49	0	0	50	36	133	219	1,290	16.98%
HOMER PCT 004	258	0	258	72	0	0	84	56	190	330	1,471	22.43%
HOMER PCT 005	170	0	170	60	0	0	54	51	125	230	1,151	19.98%
HOMER PCT 006	191	0	191	52	0	0	82	44	117	243	1,455	16.70%
HOMER PCT 007	206	0	206	90	0	0	70	35	191	296	1,454	20.36%
HOMER PCT 008	214	0	214	57	0	0	95	50	126	271	1,423	19.04%
HOMER PCT 009	133	0	133	47	0	0	41	17	122	180	1,190	15.13%
HOMER PCT 010	125	0	125	47	0	0	60	19	93	172	1,002	17.17%
HOMER PCT 011	206	0	206	79	0	0	72	47	166	285	1,470	19.39%
HOMER PCT 012	210	0	210	76	0	0	59	45	182	286	1,550	18.45%
HOMER PCT 013	140	0	140	79	0	0	74	30	115	219	1,650	13.27%
HOMER PCT 014	191	0	191	82	0	0	68	47	158	273	1,554	17.57%
HOMER PCT 015	145	0	145	109	0	0	63	53	138	254	1,899	13.38%
HOMER PCT 016	202	0	202	92	0	0	81	36	177	294	2,208	13.32%
HOMER PCT 017	204	0	204	72	0	0	64	55	157	276	1,573	17.55%
HOMER PCT 018	165	0	165	61	0	0	49	36	141	226	2,017	11.20%
HOMER PCT 019	205	0	205	90	0	0	85	22	188	295	1,694	17.41%
Totals	3,489	0	3,489	1,336	0	0	1,251	744	2,830	4,825	29,168	16.54%

Canvass Results Report

Will County Election Night 4/1/2025

Run Time 12:34 PM

Run Date 04/16/2025

WILL COUNTY, ILLINOIS

CONSOLIDATED ELECTION - APRIL 1, 2025

4/1/2025

Page 160

Official Results

Registered Voters
79978 of 453563 = 17.63%

Precincts Reporting
310 of 310 = 100.00%

HOMER TOWNSHIP For Collector - (Vote for one)

Precinct	Sara Palermo, REP	No Candidate, DEM	Cast Votes	Undervotes	Overvotes	Unresolved write-ins	Vote by Mail Ballots Cast	Early Voting Ballots Cast	Election Day Voting Ballots Cast	Total Ballots Cast	Registered Voters	Turnout Percentage
HOMER PCT 001	96	0	96	46	0	0	30	10	102	142	1,500	9.47%
HOMER PCT 002	259	0	259	75	0	0	70	55	209	334	1,617	20.66%
HOMER PCT 003	167	0	167	52	0	0	50	36	133	219	1,290	16.98%
HOMER PCT 004	251	0	251	79	0	0	84	56	190	330	1,471	22.43%
HOMER PCT 005	165	0	165	65	0	0	54	51	125	230	1,151	19.98%
HOMER PCT 006	187	0	187	56	0	0	82	44	117	243	1,455	16.70%
HOMER PCT 007	206	0	206	90	0	0	70	35	191	296	1,454	20.36%
HOMER PCT 008	210	0	210	61	0	0	95	50	126	271	1,423	19.04%
HOMER PCT 009	129	0	129	51	0	0	41	17	122	180	1,190	15.13%
HOMER PCT 010	121	0	121	51	0	0	60	19	93	172	1,002	17.17%
HOMER PCT 011	203	0	203	82	0	0	72	47	166	285	1,470	19.39%
HOMER PCT 012	204	0	204	82	0	0	59	45	182	286	1,550	18.45%
HOMER PCT 013	142	0	142	77	0	0	74	30	115	219	1,650	13.27%
HOMER PCT 014	189	0	189	84	0	0	68	47	158	273	1,554	17.57%
HOMER PCT 015	145	0	145	109	0	0	63	53	138	254	1,899	13.38%
HOMER PCT 016	201	0	201	93	0	0	81	36	177	294	2,208	13.32%
HOMER PCT 017	205	0	205	71	0	0	64	55	157	276	1,573	17.55%
HOMER PCT 018	165	0	165	61	0	0	49	36	141	226	2,017	11.20%
HOMER PCT 019	205	0	205	90	0	0	85	22	188	295	1,694	17.41%
Totals	3,450	0	3,450	1,375	0	0	1,251	744	2,830	4,825	29,168	16.54%

Canvass Results Report

Will County Election Night 4/1/2025

Run Time 12:34 PM

Run Date 04/16/2025

WILL COUNTY, ILLINOIS

CONSOLIDATED ELECTION - APRIL 1, 2025

4/1/2025

Page 161

Official Results

Registered Voters
79978 of 453563 = 17.63%

Precincts Reporting
310 of 310 = 100.00%

HOMER TOWNSHIP For Trustee - (Vote for not more than four)

Precinct	Christina "Chris" Sievers, REP	Keith D. Gray, REP	Kenneth "Ken" Marcin, REP	Donald Melody, REP	No Candidate, DEM	Cast Votes	Undervotes	Overvotes	Unresolved write-ins	Vote by Mail Ballots Cast	Early Voting Ballots Cast	Election Day Voting Ballots Cast	Total Ballots Cast	Registered Voters	Turnout Percentage
HOMER PCT 001	92	83	83	83	0	341	227	0	0	30	10	102	142	1,500	9.47%
HOMER PCT 002	225	222	227	212	0	886	450	0	0	70	55	209	334	1,617	20.66%
HOMER PCT 003	149	141	145	133	0	568	308	0	0	50	36	133	219	1,290	16.98%
HOMER PCT 004	234	211	219	215	0	879	441	0	0	84	56	190	330	1,471	22.43%
HOMER PCT 005	148	140	140	138	0	566	354	0	0	54	51	125	230	1,151	19.98%
HOMER PCT 006	168	163	163	150	0	644	328	0	0	82	44	117	243	1,455	16.70%
HOMER PCT 007	190	188	198	171	0	747	437	0	0	70	35	191	296	1,454	20.36%
HOMER PCT 008	200	185	192	185	0	762	322	0	0	95	50	126	271	1,423	19.04%
HOMER PCT 009	116	106	105	103	0	430	290	0	0	41	17	122	180	1,190	15.13%
HOMER PCT 010	114	107	110	106	0	437	251	0	0	60	19	93	172	1,002	17.17%
HOMER PCT 011	189	171	174	167	0	701	439	0	0	72	47	166	285	1,470	19.39%
HOMER PCT 012	185	173	174	169	0	701	443	0	0	59	45	182	286	1,550	18.45%
HOMER PCT 013	124	119	113	114	0	470	406	0	0	74	30	115	219	1,650	13.27%
HOMER PCT 014	175	155	159	151	0	640	452	0	0	68	47	158	273	1,554	17.57%
HOMER PCT 015	137	124	127	121	0	509	507	0	0	63	53	138	254	1,899	13.38%
HOMER PCT 016	173	158	166	156	0	653	523	0	0	81	36	177	294	2,208	13.32%
HOMER PCT 017	199	187	187	182	0	755	349	0	0	64	55	157	276	1,573	17.55%
HOMER PCT 018	146	136	133	132	0	547	357	0	0	49	36	141	226	2,017	11.20%
HOMER PCT 019	201	184	181	181	0	747	433	0	0	85	22	188	295	1,694	17.41%
Totals	3,165	2,953	2,996	2,869	0	11,983	7,317	0	0	1,251	744	2,830	4,825	29,168	16.54%

Canvass Results Report

Will County Election Night 4/1/2025

Run Time 12:34 PM

Run Date 04/16/2025

WILL COUNTY, ILLINOIS

CONSOLIDATED ELECTION - APRIL 1, 2025

4/1/2025

Page 162

Official Results

Registered Voters
79978 of 453563 = 17.63%

Precincts Reporting
310 of 310 = 100.00%

JACKSON TOWNSHIP For Supervisor - (Vote for one)

Precinct	Matthew Robbins, DEM	No Candidate, REP	Cast Votes	Undervotes	Overvotes	Unresolved write-ins	Vote by Mail Ballots Cast	Early Voting Ballots Cast	Election Day Voting Ballots Cast	Total Ballots Cast	Registered Voters	Turnout Percentage
JACKSON PCT 001	171	0	171	43	1	0	46	27	142	215	1,613	13.33%
JACKSON PCT 002	178	0	178	38	0	0	51	32	133	216	1,373	15.73%
Totals	349	0	349	81	1	0	97	59	275	431	2,986	14.43%

Canvass Results Report

Will County Election Night 4/1/2025

Run Time 12:34 PM

Run Date 04/16/2025

WILL COUNTY, ILLINOIS

CONSOLIDATED ELECTION - APRIL 1, 2025

4/1/2025

Page 163

Official Results

Registered Voters
79978 of 453563 = 17.63%

Precincts Reporting
310 of 310 = 100.00%

JACKSON TOWNSHIP For Clerk - (Vote for one)

Precinct	Kathryn Hunt, DEM	No Candidate, REP	Cast Votes	Undervotes	Overvotes	Unresolved write-ins	Vote by Mail Ballots Cast	Early Voting Ballots Cast	Election Day Voting Ballots Cast	Total Ballots Cast	Registered Voters	Turnout Percentage
JACKSON PCT 001	168	0	168	47	0	0	46	27	142	215	1,613	13.33%
JACKSON PCT 002	175	0	175	41	0	0	51	32	133	216	1,373	15.73%
Totals	343	0	343	88	0	0	97	59	275	431	2,986	14.43%

Canvass Results Report

Will County Election Night 4/1/2025

Run Time 12:34 PM

Run Date 04/16/2025

WILL COUNTY, ILLINOIS

CONSOLIDATED ELECTION - APRIL 1, 2025

4/1/2025

Page 164

Official Results

Registered Voters
79978 of 453563 = 17.63%

Precincts Reporting
310 of 310 = 100.00%

JACKSON TOWNSHIP For Assessor - (Vote for one)

Precinct	Delilah LeGrett, DEM	No Candidate, REP	Cast Votes	Undervotes	Overvotes	Unresolved write-ins	Vote by Mail Ballots Cast	Early Voting Ballots Cast	Election Day Voting Ballots Cast	Total Ballots Cast	Registered Voters	Turnout Percentage
JACKSON PCT 001	171	0	171	44	0	0	46	27	142	215	1,613	13.33%
JACKSON PCT 002	175	0	175	41	0	0	51	32	133	216	1,373	15.73%
Totals	346	0	346	85	0	0	97	59	275	431	2,986	14.43%

Canvass Results Report

Will County Election Night 4/1/2025

Run Time 12:34 PM

Run Date 04/16/2025

WILL COUNTY, ILLINOIS

CONSOLIDATED ELECTION - APRIL 1, 2025

4/1/2025

Page 165

Official Results

Registered Voters
79978 of 453563 = 17.63%

Precincts Reporting
310 of 310 = 100.00%

JACKSON TOWNSHIP For Highway Commissioner - (Vote for one)

Precinct	Matthew Walsh, DEM	No Candidate, REP	Cast Votes	Undervotes	Overvotes	Unresolved write-ins	Vote by Mail Ballots Cast	Early Voting Ballots Cast	Election Day Voting Ballots Cast	Total Ballots Cast	Registered Voters	Turnout Percentage
JACKSON PCT 001	173	0	173	42	0	0	46	27	142	215	1,613	13.33%
JACKSON PCT 002	187	0	187	29	0	0	51	32	133	216	1,373	15.73%
Totals	360	0	360	71	0	0	97	59	275	431	2,986	14.43%

Canvass Results Report

Will County Election Night 4/1/2025

Run Time 12:34 PM

Run Date 04/16/2025

WILL COUNTY, ILLINOIS

CONSOLIDATED ELECTION - APRIL 1, 2025

4/1/2025

Page 166

Official Results

Registered Voters
79978 of 453563 = 17.63%

Precincts Reporting
310 of 310 = 100.00%

JACKSON TOWNSHIP For Collector - (Vote for one)

Precinct	No Candidate, DEM	No Candidate, REP	Cast Votes	Undervotes	Overvotes	Unresolved write-ins	Vote by Mail Ballots Cast	Early Voting Ballots Cast	Election Day Voting Ballots Cast	Total Ballots Cast	Registered Voters	Turnout Percentage
JACKSON PCT 001	0	0	0	0	0	0	46	27	142	215	1,613	13.33%
JACKSON PCT 002	0	0	0	0	0	0	51	32	133	216	1,373	15.73%
Totals	0	0	0	0	0	0	97	59	275	431	2,986	14.43%

Canvass Results Report

Will County Election Night 4/1/2025

Run Time 12:34 PM

Run Date 04/16/2025

WILL COUNTY, ILLINOIS

CONSOLIDATED ELECTION - APRIL 1, 2025

4/1/2025

Page 167

Official Results

Registered Voters
79978 of 453563 = 17.63%

Precincts Reporting
310 of 310 = 100.00%

JACKSON TOWNSHIP For Trustee - (Vote for not more than four)

Precinct	Jake Fanning, DEM	Norm Fanning, DEM	Michele Hallihan, DEM	Coley O'Connell, DEM	No Candidate, REP	Cast Votes	Undervotes	Overvotes	Unresolved write-ins	Vote by Mail Ballots Cast	Early Voting Ballots Cast	Election Day Voting Ballots Cast	Total Ballots Cast	Registered Voters	Turnout Percentage
JACKSON PCT 001	131	140	140	123	0	534	326	0	0	46	27	142	215	1,613	13.33%
JACKSON PCT 002	117	121	144	137	0	519	345	0	0	51	32	133	216	1,373	15.73%
Totals	248	261	284	260	0	1,053	671	0	0	97	59	275	431	2,986	14.43%

Canvass Results Report

Will County Election Night 4/1/2025

Run Time 12:34 PM
Run Date 04/16/2025

WILL COUNTY, ILLINOIS

CONSOLIDATED ELECTION - APRIL 1, 2025

4/1/2025
Page 168

Official Results

Registered Voters
79978 of 453563 = 17.63%
Precincts Reporting
310 of 310 = 100.00%

JOLIET TOWNSHIP For Supervisor - (Vote for one)

Precinct	Cesar Guerrero, DEM	Darrell R. Boisdorf, REP	Alicia Morales (W)	Cast Votes	Undervotes	Overvotes	Unresolved write-ins	Vote by Mail Ballots Cast	Early Voting Ballots Cast	Election Day Voting Ballots Cast	Total Ballots Cast	Registered Voters	Turnout Percentage
JOLIET PCT 001	105	42	0	147	5	0	0	42	17	93	152	1,403	10.83%
JOLIET PCT 002	118	82	3	203	7	0	0	56	19	135	210	1,226	17.13%
JOLIET PCT 003	93	65	6	164	10	0	0	45	23	106	174	1,184	14.70%
JOLIET PCT 004	67	35	8	110	3	0	0	32	19	62	113	1,220	9.26%
JOLIET PCT 005	65	16	1	82	3	1	0	24	20	42	86	943	9.12%
JOLIET PCT 006	74	5	3	82	3	0	0	18	20	47	85	936	9.08%
JOLIET PCT 007	135	25	3	163	8	1	0	51	28	93	172	1,146	15.01%
JOLIET PCT 008	84	41	1	126	3	0	0	43	16	70	129	1,059	12.18%
JOLIET PCT 009	131	71	4	206	11	0	0	75	38	104	217	1,912	11.35%
JOLIET PCT 010	122	87	1	210	17	0	0	71	29	127	227	1,401	16.20%
JOLIET PCT 011	111	74	4	189	8	1	0	41	31	126	198	1,329	14.90%
JOLIET PCT 012	54	30	11	95	10	0	0	26	21	58	105	1,219	8.61%
JOLIET PCT 013	58	8	12	78	5	0	0	20	25	38	83	1,179	7.04%
JOLIET PCT 014	87	9	7	103	3	0	0	27	16	63	106	1,132	9.36%
JOLIET PCT 015	51	23	2	76	1	0	0	24	12	41	77	1,172	6.57%
JOLIET PCT 016	116	34	0	150	12	0	0	38	28	96	162	1,182	13.71%
JOLIET PCT 017	140	106	5	251	16	0	0	79	35	153	267	1,310	20.38%
JOLIET PCT 018	221	168	7	396	31	0	0	106	55	266	427	1,368	31.21%
JOLIET PCT 019	135	80	5	220	12	0	0	46	51	135	232	1,154	20.10%
JOLIET PCT 020	158	126	10	294	27	0	0	64	54	203	321	1,111	28.89%
JOLIET PCT 021	44	43	2	89	3	0	0	15	11	66	92	658	13.98%

Canvass Results Report

Will County Election Night 4/1/2025

Run Time 12:34 PM

Run Date 04/16/2025

WILL COUNTY, ILLINOIS

CONSOLIDATED ELECTION - APRIL 1, 2025

4/1/2025

Page 169

Official Results

Registered Voters

79978 of 453563 = 17.63%

Precincts Reporting

310 of 310 = 100.00%

JOLIET TOWNSHIP For Supervisor - (Vote for one)

Precinct	Cesar Guerrero, DEM	Darrell R. Boisdorf, REP	Alicia Morales (W)	Cast Votes	Undervotes	Overvotes	Unresolved write-ins	Vote by Mail Ballots Cast	Early Voting Ballots Cast	Election Day Voting Ballots Cast	Total Ballots Cast	Registered Voters	Turnout Percentage
JOLIET PCT 022	69	51	2	122	7	1	0	28	21	81	130	1,025	12.68%
JOLIET PCT 023	60	14	6	80	6	0	0	29	15	42	86	1,042	8.25%
JOLIET PCT 024	70	20	3	93	2	0	0	30	10	55	95	1,111	8.55%
JOLIET PCT 025	82	32	5	119	10	0	0	57	12	60	129	833	15.49%
JOLIET PCT 026	100	35	5	140	8	0	0	48	26	74	148	1,175	12.60%
JOLIET PCT 027	49	23	4	76	2	0	0	12	18	48	78	885	8.81%
JOLIET PCT 028	75	11	1	87	4	0	0	21	14	56	91	891	10.21%
JOLIET PCT 029	83	24	7	114	1	0	0	37	24	54	115	1,191	9.66%
JOLIET PCT 030	55	36	10	101	2	0	0	26	9	68	103	1,207	8.53%
JOLIET PCT 031	85	57	3	145	13	1	0	44	35	80	159	1,197	13.28%
JOLIET PCT 032	79	9	0	88	6	0	0	25	22	47	94	881	10.67%
JOLIET PCT 033	52	46	3	101	5	0	0	23	8	75	106	1,065	9.95%
JOLIET PCT 034	80	11	4	95	3	0	0	27	25	46	98	973	10.07%
JOLIET PCT 035	135	28	1	164	15	0	0	57	41	81	179	1,143	15.66%
JOLIET PCT 036	86	13	0	99	5	0	0	34	20	50	104	936	11.11%
JOLIET PCT 037	95	38	3	136	6	1	0	62	19	62	143	1,211	11.81%
Totals	3,424	1,618	152	5,194	293	6	0	1,503	887	3,103	5,493	42,010	13.08%

Canvass Results Report

Will County Election Night 4/1/2025

Run Time 12:34 PM
Run Date 04/16/2025

WILL COUNTY, ILLINOIS

CONSOLIDATED ELECTION - APRIL 1, 2025

4/1/2025
Page 170

Official Results

Registered Voters
79978 of 453563 = 17.63%
Precincts Reporting
310 of 310 = 100.00%

JOLIET TOWNSHIP For Clerk - (Vote for one)

Precinct	Kendra Landfair, DEM	No Candidate, REP	Cast Votes	Undervotes	Overvotes	Unresolved write-ins	Vote by Mail Ballots Cast	Early Voting Ballots Cast	Election Day Voting Ballots Cast	Total Ballots Cast	Registered Voters	Turnout Percentage
JOLIET PCT 001	127	0	127	25	0	0	42	17	93	152	1,403	10.83%
JOLIET PCT 002	166	0	166	44	0	0	56	19	135	210	1,226	17.13%
JOLIET PCT 003	128	0	128	46	0	0	45	23	106	174	1,184	14.70%
JOLIET PCT 004	87	0	87	26	0	0	32	19	62	113	1,220	9.26%
JOLIET PCT 005	79	0	79	7	0	0	24	20	42	86	943	9.12%
JOLIET PCT 006	76	0	76	9	0	0	18	20	47	85	936	9.08%
JOLIET PCT 007	153	0	153	19	0	0	51	28	93	172	1,146	15.01%
JOLIET PCT 008	107	0	107	22	0	0	43	16	70	129	1,059	12.18%
JOLIET PCT 009	173	0	173	44	0	0	75	38	104	217	1,912	11.35%
JOLIET PCT 010	162	0	162	65	0	0	71	29	127	227	1,401	16.20%
JOLIET PCT 011	149	0	149	49	0	0	41	31	126	198	1,329	14.90%
JOLIET PCT 012	82	0	82	23	0	0	26	21	58	105	1,219	8.61%
JOLIET PCT 013	67	0	67	16	0	0	20	25	38	83	1,179	7.04%
JOLIET PCT 014	94	0	94	12	0	0	27	16	63	106	1,132	9.36%
JOLIET PCT 015	67	0	67	10	0	0	24	12	41	77	1,172	6.57%
JOLIET PCT 016	138	0	138	24	0	0	38	28	96	162	1,182	13.71%
JOLIET PCT 017	196	0	196	71	0	0	79	35	153	267	1,310	20.38%
JOLIET PCT 018	294	0	294	133	0	0	106	55	266	427	1,368	31.21%
JOLIET PCT 019	168	0	168	64	0	0	46	51	135	232	1,154	20.10%
JOLIET PCT 020	215	0	215	106	0	0	64	54	203	321	1,111	28.89%
JOLIET PCT 021	68	0	68	24	0	0	15	11	66	92	658	13.98%

Canvass Results Report

Will County Election Night 4/1/2025

Run Time 12:34 PM

Run Date 04/16/2025

WILL COUNTY, ILLINOIS

CONSOLIDATED ELECTION - APRIL 1, 2025

4/1/2025

Page 171

Official Results

Registered Voters
79978 of 453563 = 17.63%

Precincts Reporting
310 of 310 = 100.00%

JOLIET TOWNSHIP For Clerk - (Vote for one)

Precinct	Kendra Landfair, DEM	No Candidate, REP	Cast Votes	Undervotes	Overvotes	Unresolved write-ins	Vote by Mail Ballots Cast	Early Voting Ballots Cast	Election Day Voting Ballots Cast	Total Ballots Cast	Registered Voters	Turnout Percentage
JOLIET PCT 022	98	0	98	32	0	0	28	21	81	130	1,025	12.68%
JOLIET PCT 023	71	0	71	15	0	0	29	15	42	86	1,042	8.25%
JOLIET PCT 024	80	0	80	15	0	0	30	10	55	95	1,111	8.55%
JOLIET PCT 025	104	0	104	25	0	0	57	12	60	129	833	15.49%
JOLIET PCT 026	125	0	125	23	0	0	48	26	74	148	1,175	12.60%
JOLIET PCT 027	67	0	67	11	0	0	12	18	48	78	885	8.81%
JOLIET PCT 028	81	0	81	10	0	0	21	14	56	91	891	10.21%
JOLIET PCT 029	95	0	95	20	0	0	37	24	54	115	1,191	9.66%
JOLIET PCT 030	83	0	83	20	0	0	26	9	68	103	1,207	8.53%
JOLIET PCT 031	119	0	119	40	0	0	44	35	80	159	1,197	13.28%
JOLIET PCT 032	86	0	86	8	0	0	25	22	47	94	881	10.67%
JOLIET PCT 033	72	0	72	34	0	0	23	8	75	106	1,065	9.95%
JOLIET PCT 034	90	0	90	8	0	0	27	25	46	98	973	10.07%
JOLIET PCT 035	155	0	155	24	0	0	57	41	81	179	1,143	15.66%
JOLIET PCT 036	92	0	92	12	0	0	34	20	50	104	936	11.11%
JOLIET PCT 037	127	0	127	16	0	0	62	19	62	143	1,211	11.81%
Totals	4,341	0	4,341	1,152	0	0	1,503	887	3,103	5,493	42,010	13.08%

Canvass Results Report

Will County Election Night 4/1/2025

Run Time 12:34 PM

Run Date 04/16/2025

WILL COUNTY, ILLINOIS

CONSOLIDATED ELECTION - APRIL 1, 2025

4/1/2025

Page 172

Official Results

Registered Voters

79978 of 453563 = 17.63%

Precincts Reporting

310 of 310 = 100.00%

JOLIET TOWNSHIP For Assessor - (Vote for one)

Precinct	James Brenzewski, DEM	No Candidate, REP	Cast Votes	Undervotes	Overvotes	Unresolved write-ins	Vote by Mail Ballots Cast	Early Voting Ballots Cast	Election Day Voting Ballots Cast	Total Ballots Cast	Registered Voters	Turnout Percentage
JOLIET PCT 001	128	0	128	24	0	0	42	17	93	152	1,403	10.83%
JOLIET PCT 002	160	0	160	50	0	0	56	19	135	210	1,226	17.13%
JOLIET PCT 003	137	0	137	37	0	0	45	23	106	174	1,184	14.70%
JOLIET PCT 004	90	0	90	23	0	0	32	19	62	113	1,220	9.26%
JOLIET PCT 005	80	0	80	6	0	0	24	20	42	86	943	9.12%
JOLIET PCT 006	77	0	77	8	0	0	18	20	47	85	936	9.08%
JOLIET PCT 007	153	0	153	19	0	0	51	28	93	172	1,146	15.01%
JOLIET PCT 008	110	0	110	19	0	0	43	16	70	129	1,059	12.18%
JOLIET PCT 009	182	0	182	35	0	0	75	38	104	217	1,912	11.35%
JOLIET PCT 010	166	0	166	61	0	0	71	29	127	227	1,401	16.20%
JOLIET PCT 011	155	0	155	43	0	0	41	31	126	198	1,329	14.90%
JOLIET PCT 012	78	0	78	27	0	0	26	21	58	105	1,219	8.61%
JOLIET PCT 013	65	0	65	18	0	0	20	25	38	83	1,179	7.04%
JOLIET PCT 014	96	0	96	10	0	0	27	16	63	106	1,132	9.36%
JOLIET PCT 015	67	0	67	10	0	0	24	12	41	77	1,172	6.57%
JOLIET PCT 016	136	0	136	26	0	0	38	28	96	162	1,182	13.71%
JOLIET PCT 017	213	0	213	54	0	0	79	35	153	267	1,310	20.38%
JOLIET PCT 018	329	0	329	98	0	0	106	55	266	427	1,368	31.21%
JOLIET PCT 019	182	0	182	50	0	0	46	51	135	232	1,154	20.10%
JOLIET PCT 020	233	0	233	88	0	0	64	54	203	321	1,111	28.89%
JOLIET PCT 021	72	0	72	20	0	0	15	11	66	92	658	13.98%

Canvass Results Report

Will County Election Night 4/1/2025

Run Time 12:34 PM

Run Date 04/16/2025

WILL COUNTY, ILLINOIS

CONSOLIDATED ELECTION - APRIL 1, 2025

4/1/2025

Page 173

Official Results

Registered Voters
79978 of 453563 = 17.63%

Precincts Reporting
310 of 310 = 100.00%

JOLIET TOWNSHIP For Assessor - (Vote for one)

Precinct	James Brenczewski, DEM	No Candidate, REP	Cast Votes	Undervotes	Overvotes	Unresolved write-ins	Vote by Mail Ballots Cast	Early Voting Ballots Cast	Election Day Voting Ballots Cast	Total Ballots Cast	Registered Voters	Turnout Percentage
JOLIET PCT 022	98	0	98	32	0	0	28	21	81	130	1,025	12.68%
JOLIET PCT 023	71	0	71	15	0	0	29	15	42	86	1,042	8.25%
JOLIET PCT 024	76	0	76	19	0	0	30	10	55	95	1,111	8.55%
JOLIET PCT 025	108	0	108	21	0	0	57	12	60	129	833	15.49%
JOLIET PCT 026	124	0	124	24	0	0	48	26	74	148	1,175	12.60%
JOLIET PCT 027	70	0	70	8	0	0	12	18	48	78	885	8.81%
JOLIET PCT 028	81	0	81	10	0	0	21	14	56	91	891	10.21%
JOLIET PCT 029	98	0	98	17	0	0	37	24	54	115	1,191	9.66%
JOLIET PCT 030	84	0	84	19	0	0	26	9	68	103	1,207	8.53%
JOLIET PCT 031	126	0	126	33	0	0	44	35	80	159	1,197	13.28%
JOLIET PCT 032	83	0	83	11	0	0	25	22	47	94	881	10.67%
JOLIET PCT 033	79	0	79	27	0	0	23	8	75	106	1,065	9.95%
JOLIET PCT 034	88	0	88	10	0	0	27	25	46	98	973	10.07%
JOLIET PCT 035	156	0	156	23	0	0	57	41	81	179	1,143	15.66%
JOLIET PCT 036	92	0	92	12	0	0	34	20	50	104	936	11.11%
JOLIET PCT 037	127	0	127	16	0	0	62	19	62	143	1,211	11.81%
Totals	4,470	0	4,470	1,023	0	0	1,503	887	3,103	5,493	42,010	13.08%

Canvass Results Report

Will County Election Night 4/1/2025

Run Time 12:34 PM
Run Date 04/16/2025

WILL COUNTY, ILLINOIS

CONSOLIDATED ELECTION - APRIL 1, 2025

4/1/2025
Page 174

Official Results

Registered Voters
79978 of 453563 = 17.63%
Precincts Reporting
310 of 310 = 100.00%

JOLIET TOWNSHIP For Highway Commissioner - (Vote for one)

Precinct	Vincent Alessio, DEM	No Candidate, REP	Cast Votes	Undervotes	Overvotes	Unresolved write-ins	Vote by Mail Ballots Cast	Early Voting Ballots Cast	Election Day Voting Ballots Cast	Total Ballots Cast	Registered Voters	Turnout Percentage
JOLIET PCT 001	127	0	127	25	0	0	42	17	93	152	1,403	10.83%
JOLIET PCT 002	160	0	160	50	0	0	56	19	135	210	1,226	17.13%
JOLIET PCT 003	135	0	135	39	0	0	45	23	106	174	1,184	14.70%
JOLIET PCT 004	90	0	90	23	0	0	32	19	62	113	1,220	9.26%
JOLIET PCT 005	78	0	78	8	0	0	24	20	42	86	943	9.12%
JOLIET PCT 006	77	0	77	8	0	0	18	20	47	85	936	9.08%
JOLIET PCT 007	150	0	150	22	0	0	51	28	93	172	1,146	15.01%
JOLIET PCT 008	107	0	107	22	0	0	43	16	70	129	1,059	12.18%
JOLIET PCT 009	180	0	180	37	0	0	75	38	104	217	1,912	11.35%
JOLIET PCT 010	163	0	163	64	0	0	71	29	127	227	1,401	16.20%
JOLIET PCT 011	151	0	151	47	0	0	41	31	126	198	1,329	14.90%
JOLIET PCT 012	82	0	82	23	0	0	26	21	58	105	1,219	8.61%
JOLIET PCT 013	68	0	68	15	0	0	20	25	38	83	1,179	7.04%
JOLIET PCT 014	95	0	95	11	0	0	27	16	63	106	1,132	9.36%
JOLIET PCT 015	64	0	64	13	0	0	24	12	41	77	1,172	6.57%
JOLIET PCT 016	139	0	139	23	0	0	38	28	96	162	1,182	13.71%
JOLIET PCT 017	205	0	205	62	0	0	79	35	153	267	1,310	20.38%
JOLIET PCT 018	307	0	307	120	0	0	106	55	266	427	1,368	31.21%
JOLIET PCT 019	176	0	176	56	0	0	46	51	135	232	1,154	20.10%
JOLIET PCT 020	220	0	220	101	0	0	64	54	203	321	1,111	28.89%
JOLIET PCT 021	72	0	72	20	0	0	15	11	66	92	658	13.98%

Canvass Results Report

Will County Election Night 4/1/2025

Run Time 12:34 PM
Run Date 04/16/2025

WILL COUNTY, ILLINOIS

CONSOLIDATED ELECTION - APRIL 1, 2025

4/1/2025
Page 175

Official Results

Registered Voters
79978 of 453563 = 17.63%

Precincts Reporting
310 of 310 = 100.00%

JOLIET TOWNSHIP For Highway Commissioner - (Vote for one)

Precinct	Vincent Alessio, DEM	No Candidate, REP	Cast Votes	Undervotes	Overvotes	Unresolved write-ins	Vote by Mail Ballots Cast	Early Voting Ballots Cast	Election Day Voting Ballots Cast	Total Ballots Cast	Registered Voters	Turnout Percentage
JOLIET PCT 022	100	0	100	30	0	0	28	21	81	130	1,025	12.68%
JOLIET PCT 023	70	0	70	16	0	0	29	15	42	86	1,042	8.25%
JOLIET PCT 024	79	0	79	16	0	0	30	10	55	95	1,111	8.55%
JOLIET PCT 025	107	0	107	22	0	0	57	12	60	129	833	15.49%
JOLIET PCT 026	122	0	122	26	0	0	48	26	74	148	1,175	12.60%
JOLIET PCT 027	66	0	66	12	0	0	12	18	48	78	885	8.81%
JOLIET PCT 028	81	0	81	10	0	0	21	14	56	91	891	10.21%
JOLIET PCT 029	95	0	95	20	0	0	37	24	54	115	1,191	9.66%
JOLIET PCT 030	83	0	83	20	0	0	26	9	68	103	1,207	8.53%
JOLIET PCT 031	123	0	123	36	0	0	44	35	80	159	1,197	13.28%
JOLIET PCT 032	83	0	83	11	0	0	25	22	47	94	881	10.67%
JOLIET PCT 033	73	0	73	33	0	0	23	8	75	106	1,065	9.95%
JOLIET PCT 034	89	0	89	9	0	0	27	25	46	98	973	10.07%
JOLIET PCT 035	159	0	159	20	0	0	57	41	81	179	1,143	15.66%
JOLIET PCT 036	92	0	92	12	0	0	34	20	50	104	936	11.11%
JOLIET PCT 037	128	0	128	15	0	0	62	19	62	143	1,211	11.81%
Totals	4,396	0	4,396	1,097	0	0	1,503	887	3,103	5,493	42,010	13.08%

Canvass Results Report

Will County Election Night 4/1/2025

Run Time 12:34 PM
Run Date 04/16/2025

WILL COUNTY, ILLINOIS

CONSOLIDATED ELECTION - APRIL 1, 2025

4/1/2025
Page 176

Official Results

Registered Voters
79978 of 453563 = 17.63%
Precincts Reporting
310 of 310 = 100.00%

JOLIET TOWNSHIP For Collector - (Vote for one)

Precinct	Megan Cooper, DEM	No Candidate, REP	Cast Votes	Undervotes	Overvotes	Unresolved write-ins	Vote by Mail Ballots Cast	Early Voting Ballots Cast	Election Day Voting Ballots Cast	Total Ballots Cast	Registered Voters	Turnout Percentage
JOLIET PCT 001	127	0	127	25	0	0	42	17	93	152	1,403	10.83%
JOLIET PCT 002	161	0	161	49	0	0	56	19	135	210	1,226	17.13%
JOLIET PCT 003	127	0	127	47	0	0	45	23	106	174	1,184	14.70%
JOLIET PCT 004	85	0	85	28	0	0	32	19	62	113	1,220	9.26%
JOLIET PCT 005	78	0	78	8	0	0	24	20	42	86	943	9.12%
JOLIET PCT 006	77	0	77	8	0	0	18	20	47	85	936	9.08%
JOLIET PCT 007	152	0	152	20	0	0	51	28	93	172	1,146	15.01%
JOLIET PCT 008	107	0	107	22	0	0	43	16	70	129	1,059	12.18%
JOLIET PCT 009	174	0	174	43	0	0	75	38	104	217	1,912	11.35%
JOLIET PCT 010	162	0	162	65	0	0	71	29	127	227	1,401	16.20%
JOLIET PCT 011	150	0	150	48	0	0	41	31	126	198	1,329	14.90%
JOLIET PCT 012	79	0	79	26	0	0	26	21	58	105	1,219	8.61%
JOLIET PCT 013	68	0	68	15	0	0	20	25	38	83	1,179	7.04%
JOLIET PCT 014	92	0	92	14	0	0	27	16	63	106	1,132	9.36%
JOLIET PCT 015	66	0	66	11	0	0	24	12	41	77	1,172	6.57%
JOLIET PCT 016	134	0	134	28	0	0	38	28	96	162	1,182	13.71%
JOLIET PCT 017	194	0	194	73	0	0	79	35	153	267	1,310	20.38%
JOLIET PCT 018	296	0	296	131	0	0	106	55	266	427	1,368	31.21%
JOLIET PCT 019	173	0	173	59	0	0	46	51	135	232	1,154	20.10%
JOLIET PCT 020	216	0	216	105	0	0	64	54	203	321	1,111	28.89%
JOLIET PCT 021	69	0	69	23	0	0	15	11	66	92	658	13.98%

Canvass Results Report

Will County Election Night 4/1/2025

Run Time 12:34 PM

Run Date 04/16/2025

WILL COUNTY, ILLINOIS

CONSOLIDATED ELECTION - APRIL 1, 2025

4/1/2025

Page 177

Official Results

Registered Voters
79978 of 453563 = 17.63%

Precincts Reporting
310 of 310 = 100.00%

JOLIET TOWNSHIP For Collector - (Vote for one)

Precinct	Megan Cooper, DEM	No Candidate, REP	Cast Votes	Undervotes	Overvotes	Unresolved write-ins	Vote by Mail Ballots Cast	Early Voting Ballots Cast	Election Day Voting Ballots Cast	Total Ballots Cast	Registered Voters	Turnout Percentage
JOLIET PCT 022	97	0	97	33	0	0	28	21	81	130	1,025	12.68%
JOLIET PCT 023	69	0	69	17	0	0	29	15	42	86	1,042	8.25%
JOLIET PCT 024	79	0	79	16	0	0	30	10	55	95	1,111	8.55%
JOLIET PCT 025	102	0	102	27	0	0	57	12	60	129	833	15.49%
JOLIET PCT 026	122	0	122	26	0	0	48	26	74	148	1,175	12.60%
JOLIET PCT 027	65	0	65	13	0	0	12	18	48	78	885	8.81%
JOLIET PCT 028	80	0	80	11	0	0	21	14	56	91	891	10.21%
JOLIET PCT 029	94	0	94	21	0	0	37	24	54	115	1,191	9.66%
JOLIET PCT 030	82	0	82	21	0	0	26	9	68	103	1,207	8.53%
JOLIET PCT 031	117	0	117	42	0	0	44	35	80	159	1,197	13.28%
JOLIET PCT 032	84	0	84	10	0	0	25	22	47	94	881	10.67%
JOLIET PCT 033	74	0	74	32	0	0	23	8	75	106	1,065	9.95%
JOLIET PCT 034	89	0	89	9	0	0	27	25	46	98	973	10.07%
JOLIET PCT 035	162	0	162	17	0	0	57	41	81	179	1,143	15.66%
JOLIET PCT 036	92	0	92	12	0	0	34	20	50	104	936	11.11%
JOLIET PCT 037	125	0	125	18	0	0	62	19	62	143	1,211	11.81%
Totals	4,320	0	4,320	1,173	0	0	1,503	887	3,103	5,493	42,010	13.08%

Canvass Results Report

Will County Election Night 4/1/2025

Run Time 12:34 PM

Run Date 04/16/2025

WILL COUNTY, ILLINOIS

CONSOLIDATED ELECTION - APRIL 1, 2025

4/1/2025

Page 178

Official Results

Registered Voters
79978 of 453563 = 17.63%

Precincts Reporting
310 of 310 = 100.00%

JOLIET TOWNSHIP For Trustee - (Vote for not more than four)

Precinct	Betty Washington, DEM	Archie Gavin, DEM	Quinn Adamowski, DEM	Andrea Bibian, DEM	Enrique Ruiz, REP	Cast Votes	Undervotes	Overvotes	Unresolved write-ins	Vote by Mail Ballots Cast	Early Voting Ballots Cast	Election Day Voting Ballots Cast	Total Ballots Cast	Registered Voters	Turnout Percentage
JOLIET PCT 001	105	100	93	95	40	433	175	0	0	42	17	93	152	1,403	10.83%
JOLIET PCT 002	113	117	125	115	82	552	288	0	0	56	19	135	210	1,226	17.13%
JOLIET PCT 003	83	86	102	87	65	423	273	0	0	45	23	106	174	1,184	14.70%
JOLIET PCT 004	69	70	67	76	32	314	138	0	0	32	19	62	113	1,220	9.26%
JOLIET PCT 005	65	57	48	54	13	237	103	1	0	24	20	42	86	943	9.12%
JOLIET PCT 006	69	55	53	58	14	249	91	0	0	18	20	47	85	936	9.08%
JOLIET PCT 007	138	114	101	106	25	484	204	0	0	51	28	93	172	1,146	15.01%
JOLIET PCT 008	86	69	76	74	39	344	172	0	0	43	16	70	129	1,059	12.18%
JOLIET PCT 009	131	119	118	129	69	566	302	0	0	75	38	104	217	1,912	11.35%
JOLIET PCT 010	123	124	135	132	90	604	304	0	0	71	29	127	227	1,401	16.20%
JOLIET PCT 011	113	112	118	98	66	507	285	0	0	41	31	126	198	1,329	14.90%
JOLIET PCT 012	60	52	50	59	36	257	159	1	0	26	21	58	105	1,219	8.61%
JOLIET PCT 013	50	50	42	57	14	213	119	0	0	20	25	38	83	1,179	7.04%
JOLIET PCT 014	70	64	63	79	17	293	127	1	0	27	16	63	106	1,132	9.36%
JOLIET PCT 015	50	44	46	51	26	217	91	0	0	24	12	41	77	1,172	6.57%
JOLIET PCT 016	126	115	97	88	36	462	186	0	0	38	28	96	162	1,182	13.71%
JOLIET PCT 017	139	131	163	142	103	678	390	0	0	79	35	153	267	1,310	20.38%
JOLIET PCT 018	221	212	265	221	146	1,065	643	0	0	106	55	266	427	1,368	31.21%
JOLIET PCT 019	138	136	157	121	78	630	298	0	0	46	51	135	232	1,154	20.10%
JOLIET PCT 020	149	157	203	157	114	780	504	0	0	64	54	203	321	1,111	28.89%
JOLIET PCT 021	48	46	54	44	40	232	136	0	0	15	11	66	92	658	13.98%

Canvass Results Report

Will County Election Night 4/1/2025

Run Time 12:34 PM
Run Date 04/16/2025

WILL COUNTY, ILLINOIS

CONSOLIDATED ELECTION - APRIL 1, 2025

4/1/2025
Page 179

Official Results

Registered Voters
79978 of 453563 = 17.63%
Precincts Reporting
310 of 310 = 100.00%

JOLIET TOWNSHIP For Trustee - (Vote for not more than four)

Precinct	Betty Washington, DEM	Archie Gavin, DEM	Quinn Adamowski, DEM	Andrea Bibian, DEM	Enrique Ruiz, REP	Cast Votes	Undervotes	Overvotes	Unresolved write-ins	Vote by Mail Ballots Cast	Early Voting Ballots Cast	Election Day Voting Ballots Cast	Total Ballots Cast	Registered Voters	Turnout Percentage
JOLIET PCT 022	60	69	80	68	58	335	185	0	0	28	21	81	130	1,025	12.68%
JOLIET PCT 023	54	47	46	45	14	206	138	0	0	29	15	42	86	1,042	8.25%
JOLIET PCT 024	69	56	53	61	19	258	122	0	0	30	10	55	95	1,111	8.55%
JOLIET PCT 025	83	74	82	79	40	358	158	0	0	57	12	60	129	833	15.49%
JOLIET PCT 026	101	97	99	93	36	426	166	0	0	48	26	74	148	1,175	12.60%
JOLIET PCT 027	51	37	43	50	21	202	110	0	0	12	18	48	78	885	8.81%
JOLIET PCT 028	79	57	41	49	14	240	124	0	0	21	14	56	91	891	10.21%
JOLIET PCT 029	83	70	62	68	32	315	145	0	0	37	24	54	115	1,191	9.66%
JOLIET PCT 030	62	61	65	65	37	290	122	0	0	26	9	68	103	1,207	8.53%
JOLIET PCT 031	84	75	80	85	61	385	251	0	0	44	35	80	159	1,197	13.28%
JOLIET PCT 032	86	77	57	67	8	295	81	0	0	25	22	47	94	881	10.67%
JOLIET PCT 033	53	53	51	55	44	256	168	0	0	23	8	75	106	1,065	9.95%
JOLIET PCT 034	85	75	64	67	13	304	88	0	0	27	25	46	98	973	10.07%
JOLIET PCT 035	142	131	111	120	31	535	181	0	0	57	41	81	179	1,143	15.66%
JOLIET PCT 036	86	80	70	71	9	316	100	0	0	34	20	50	104	936	11.11%
JOLIET PCT 037	106	95	87	89	38	415	157	0	0	62	19	62	143	1,211	11.81%
Totals	3,430	3,184	3,267	3,175	1,620	14,676	7,284	3	0	1,503	887	3,103	5,493	42,010	13.08%

Canvass Results Report

Will County Election Night 4/1/2025

Run Time 12:34 PM
Run Date 04/16/2025

WILL COUNTY, ILLINOIS

CONSOLIDATED ELECTION - APRIL 1, 2025

4/1/2025
Page 180

Official Results

Registered Voters
79978 of 453563 = 17.63%
Precincts Reporting
310 of 310 = 100.00%

LOCKPORT TOWNSHIP For Supervisor - (Vote for one)

Precinct	Alex Zapfen, DEM	Colette "Jodi" Rigoni, REP	Cast Votes	Undervotes	Overvotes	Unresolved write-ins	Vote by Mail Ballots Cast	Early Voting Ballots Cast	Election Day Voting Ballots Cast	Total Ballots Cast	Registered Voters	Turnout Percentage
LOCKPORT PCT 001	365	253	618	15	0	0	243	49	341	633	1,833	34.53%
LOCKPORT PCT 002	116	79	195	2	0	0	61	32	104	197	1,791	11.00%
LOCKPORT PCT 003	112	50	162	3	0	0	55	12	98	165	1,651	9.99%
LOCKPORT PCT 004	99	52	151	2	2	0	65	18	72	155	1,415	10.95%
LOCKPORT PCT 005	160	200	360	7	0	0	74	82	211	367	1,416	25.92%
LOCKPORT PCT 006	100	38	138	1	0	0	71	14	54	139	1,981	7.02%
LOCKPORT PCT 007	117	35	152	3	0	0	43	22	90	155	1,897	8.17%
LOCKPORT PCT 008	90	20	110	0	1	0	32	26	53	111	1,618	6.86%
LOCKPORT PCT 009	295	165	460	10	0	0	189	36	245	470	2,114	22.23%
LOCKPORT PCT 010	180	141	321	4	0	0	52	62	211	325	1,466	22.17%
LOCKPORT PCT 011	186	196	382	11	0	0	81	108	204	393	1,449	27.12%
LOCKPORT PCT 012	167	179	346	5	0	0	78	79	194	351	1,541	22.78%
LOCKPORT PCT 013	521	344	865	31	0	0	232	102	562	896	1,968	45.53%
LOCKPORT PCT 014	158	149	307	16	0	0	71	33	219	323	1,340	24.10%
LOCKPORT PCT 015	142	100	242	10	0	0	46	17	189	252	1,301	19.37%
LOCKPORT PCT 016	185	161	346	6	0	0	67	86	199	352	1,508	23.34%
LOCKPORT PCT 017	232	215	447	4	1	0	87	123	242	452	1,441	31.37%
LOCKPORT PCT 018	149	151	300	18	0	0	79	78	161	318	1,623	19.59%
LOCKPORT PCT 019	245	173	418	9	0	0	120	95	212	427	1,508	28.32%
LOCKPORT PCT 020	160	162	322	17	1	0	78	36	226	340	1,204	28.24%
LOCKPORT PCT 021	145	91	236	6	0	0	79	28	135	242	1,384	17.49%

Canvass Results Report

Will County Election Night 4/1/2025

Run Time 12:34 PM

Run Date 04/16/2025

WILL COUNTY, ILLINOIS

CONSOLIDATED ELECTION - APRIL 1, 2025

4/1/2025

Page 181

Official Results

Registered Voters
79978 of 453563 = 17.63%

Precincts Reporting
310 of 310 = 100.00%

LOCKPORT TOWNSHIP For Supervisor - (Vote for one)

Precinct	Alex Zapfen, DEM	Colette "Jodi" Rigoni, REP	Cast Votes	Undervotes	Overvotes	Unresolved write-ins	Vote by Mail Ballots Cast	Early Voting Ballots Cast	Election Day Voting Ballots Cast	Total Ballots Cast	Registered Voters	Turnout Percentage
LOCKPORT PCT 022	140	119	259	9	0	0	55	34	179	268	1,099	24.39%
LOCKPORT PCT 023	106	84	190	11	0	0	39	22	140	201	1,033	19.46%
LOCKPORT PCT 024	90	12	102	2	0	0	21	18	65	104	842	12.35%
Totals	4,260	3,169	7,429	202	5	0	2,018	1,212	4,406	7,636	36,423	20.96%

Canvass Results Report

Will County Election Night 4/1/2025

Run Time 12:34 PM
Run Date 04/16/2025

WILL COUNTY, ILLINOIS

CONSOLIDATED ELECTION - APRIL 1, 2025

4/1/2025
Page 182

Official Results

Registered Voters
79978 of 453563 = 17.63%
Precincts Reporting
310 of 310 = 100.00%

LOCKPORT TOWNSHIP For Clerk - (Vote for one)

Precinct	Erin Haas Gotts, DEM	Michael Lewandowski, REP	Cast Votes	Undervotes	Overvotes	Unresolved write-ins	Vote by Mail Ballots Cast	Early Voting Ballots Cast	Election Day Voting Ballots Cast	Total Ballots Cast	Registered Voters	Turnout Percentage
LOCKPORT PCT 001	347	266	613	19	1	0	243	49	341	633	1,833	34.53%
LOCKPORT PCT 002	116	78	194	3	0	0	61	32	104	197	1,791	11.00%
LOCKPORT PCT 003	113	50	163	2	0	0	55	12	98	165	1,651	9.99%
LOCKPORT PCT 004	99	53	152	2	1	0	65	18	72	155	1,415	10.95%
LOCKPORT PCT 005	205	159	364	3	0	0	74	82	211	367	1,416	25.92%
LOCKPORT PCT 006	99	39	138	1	0	0	71	14	54	139	1,981	7.02%
LOCKPORT PCT 007	112	40	152	3	0	0	43	22	90	155	1,897	8.17%
LOCKPORT PCT 008	88	21	109	2	0	0	32	26	53	111	1,618	6.86%
LOCKPORT PCT 009	289	170	459	11	0	0	189	36	245	470	2,114	22.23%
LOCKPORT PCT 010	202	118	320	5	0	0	52	62	211	325	1,466	22.17%
LOCKPORT PCT 011	273	114	387	6	0	0	81	108	204	393	1,449	27.12%
LOCKPORT PCT 012	196	151	347	4	0	0	78	79	194	351	1,541	22.78%
LOCKPORT PCT 013	488	374	862	34	0	0	232	102	562	896	1,968	45.53%
LOCKPORT PCT 014	160	149	309	14	0	0	71	33	219	323	1,340	24.10%
LOCKPORT PCT 015	142	102	244	8	0	0	46	17	189	252	1,301	19.37%
LOCKPORT PCT 016	243	106	349	3	0	0	67	86	199	352	1,508	23.34%
LOCKPORT PCT 017	310	135	445	7	0	0	87	123	242	452	1,441	31.37%
LOCKPORT PCT 018	181	123	304	14	0	0	79	78	161	318	1,623	19.59%
LOCKPORT PCT 019	262	151	413	14	0	0	120	95	212	427	1,508	28.32%
LOCKPORT PCT 020	163	161	324	16	0	0	78	36	226	340	1,204	28.24%
LOCKPORT PCT 021	148	86	234	8	0	0	79	28	135	242	1,384	17.49%

Canvass Results Report

Will County Election Night 4/1/2025

Run Time 12:34 PM

Run Date 04/16/2025

WILL COUNTY, ILLINOIS

CONSOLIDATED ELECTION - APRIL 1, 2025

4/1/2025

Page 183

Official Results

Registered Voters
79978 of 453563 = 17.63%

Precincts Reporting
310 of 310 = 100.00%

LOCKPORT TOWNSHIP For Clerk - (Vote for one)

Precinct	Erin Haas Gotts, DEM	Michael Lewandowski, REP	Cast Votes	Undervotes	Overvotes	Unresolved write-ins	Vote by Mail Ballots Cast	Early Voting Ballots Cast	Election Day Voting Ballots Cast	Total Ballots Cast	Registered Voters	Turnout Percentage
LOCKPORT PCT 022	137	119	256	12	0	0	55	34	179	268	1,099	24.39%
LOCKPORT PCT 023	107	84	191	10	0	0	39	22	140	201	1,033	19.46%
LOCKPORT PCT 024	92	9	101	3	0	0	21	18	65	104	842	12.35%
Totals	4,572	2,858	7,430	204	2	0	2,018	1,212	4,406	7,636	36,423	20.96%

Canvass Results Report

Will County Election Night 4/1/2025

Run Time 12:34 PM
Run Date 04/16/2025

WILL COUNTY, ILLINOIS

CONSOLIDATED ELECTION - APRIL 1, 2025

4/1/2025
Page 184

Official Results

Registered Voters
79978 of 453563 = 17.63%
Precincts Reporting
310 of 310 = 100.00%

LOCKPORT TOWNSHIP For Assessor - (Vote for one)

Precinct	Mary Ann Williamson, DEM	Frank DiGiovanni, Jr., REP	Cast Votes	Undervotes	Overvotes	Unresolved write-ins	Vote by Mail Ballots Cast	Early Voting Ballots Cast	Election Day Voting Ballots Cast	Total Ballots Cast	Registered Voters	Turnout Percentage
LOCKPORT PCT 001	359	261	620	13	0	0	243	49	341	633	1,833	34.53%
LOCKPORT PCT 002	115	79	194	3	0	0	61	32	104	197	1,791	11.00%
LOCKPORT PCT 003	110	53	163	2	0	0	55	12	98	165	1,651	9.99%
LOCKPORT PCT 004	103	50	153	2	0	0	65	18	72	155	1,415	10.95%
LOCKPORT PCT 005	154	209	363	4	0	0	74	82	211	367	1,416	25.92%
LOCKPORT PCT 006	96	39	135	4	0	0	71	14	54	139	1,981	7.02%
LOCKPORT PCT 007	114	38	152	3	0	0	43	22	90	155	1,897	8.17%
LOCKPORT PCT 008	88	23	111	0	0	0	32	26	53	111	1,618	6.86%
LOCKPORT PCT 009	294	167	461	9	0	0	189	36	245	470	2,114	22.23%
LOCKPORT PCT 010	162	158	320	5	0	0	52	62	211	325	1,466	22.17%
LOCKPORT PCT 011	185	191	376	17	0	0	81	108	204	393	1,449	27.12%
LOCKPORT PCT 012	168	177	345	6	0	0	78	79	194	351	1,541	22.78%
LOCKPORT PCT 013	497	362	859	37	0	0	232	102	562	896	1,968	45.53%
LOCKPORT PCT 014	151	158	309	14	0	0	71	33	219	323	1,340	24.10%
LOCKPORT PCT 015	131	110	241	11	0	0	46	17	189	252	1,301	19.37%
LOCKPORT PCT 016	187	159	346	6	0	0	67	86	199	352	1,508	23.34%
LOCKPORT PCT 017	215	227	442	10	0	0	87	123	242	452	1,441	31.37%
LOCKPORT PCT 018	156	142	298	20	0	0	79	78	161	318	1,623	19.59%
LOCKPORT PCT 019	247	165	412	14	1	0	120	95	212	427	1,508	28.32%
LOCKPORT PCT 020	153	174	327	13	0	0	78	36	226	340	1,204	28.24%
LOCKPORT PCT 021	150	84	234	8	0	0	79	28	135	242	1,384	17.49%

Canvass Results Report

Will County Election Night 4/1/2025

Run Time 12:34 PM

Run Date 04/16/2025

WILL COUNTY, ILLINOIS

CONSOLIDATED ELECTION - APRIL 1, 2025

4/1/2025

Page 185

Official Results

Registered Voters
79978 of 453563 = 17.63%

Precincts Reporting
310 of 310 = 100.00%

LOCKPORT TOWNSHIP For Assessor - (Vote for one)

Precinct	Mary Ann Williamson, DEM	Frank DiGiovanni, Jr., REP	Cast Votes	Undervotes	Overvotes	Unresolved write-ins	Vote by Mail Ballots Cast	Early Voting Ballots Cast	Election Day Voting Ballots Cast	Total Ballots Cast	Registered Voters	Turnout Percentage
LOCKPORT PCT 022	137	120	257	11	0	0	55	34	179	268	1,099	24.39%
LOCKPORT PCT 023	116	76	192	9	0	0	39	22	140	201	1,033	19.46%
LOCKPORT PCT 024	91	10	101	3	0	0	21	18	65	104	842	12.35%
Totals	4,179	3,232	7,411	224	1	0	2,018	1,212	4,406	7,636	36,423	20.96%

Canvass Results Report

Will County Election Night 4/1/2025

Run Time 12:34 PM
Run Date 04/16/2025

WILL COUNTY, ILLINOIS

CONSOLIDATED ELECTION - APRIL 1, 2025

4/1/2025
Page 186

Official Results

Registered Voters
79978 of 453563 = 17.63%
Precincts Reporting
310 of 310 = 100.00%

LOCKPORT TOWNSHIP For Highway Commissioner - (Vote for one)

Precinct	No Candidate, DEM	Jim Louch, REP	Cast Votes	Undervotes	Overvotes	Unresolved write-ins	Vote by Mail Ballots Cast	Early Voting Ballots Cast	Election Day Voting Ballots Cast	Total Ballots Cast	Registered Voters	Turnout Percentage
LOCKPORT PCT 001	86	392	478	155	0	0	243	49	341	633	1,833	34.53%
LOCKPORT PCT 002	44	120	164	32	1	0	61	32	104	197	1,791	11.00%
LOCKPORT PCT 003	52	92	144	21	0	0	55	12	98	165	1,651	9.99%
LOCKPORT PCT 004	33	108	141	14	0	0	65	18	72	155	1,415	10.95%
LOCKPORT PCT 005	48	268	316	51	0	0	74	82	211	367	1,416	25.92%
LOCKPORT PCT 006	44	77	121	18	0	0	71	14	54	139	1,981	7.02%
LOCKPORT PCT 007	52	72	124	31	0	0	43	22	90	155	1,897	8.17%
LOCKPORT PCT 008	37	50	87	24	0	0	32	26	53	111	1,618	6.86%
LOCKPORT PCT 009	79	279	358	111	1	0	189	36	245	470	2,114	22.23%
LOCKPORT PCT 010	50	218	268	57	0	0	52	62	211	325	1,466	22.17%
LOCKPORT PCT 011	58	273	331	62	0	0	81	108	204	393	1,449	27.12%
LOCKPORT PCT 012	47	249	296	55	0	0	78	79	194	351	1,541	22.78%
LOCKPORT PCT 013	99	597	696	195	5	0	232	102	562	896	1,968	45.53%
LOCKPORT PCT 014	50	226	276	46	1	0	71	33	219	323	1,340	24.10%
LOCKPORT PCT 015	33	172	205	47	0	0	46	17	189	252	1,301	19.37%
LOCKPORT PCT 016	50	238	288	64	0	0	67	86	199	352	1,508	23.34%
LOCKPORT PCT 017	55	307	362	90	0	0	87	123	242	452	1,441	31.37%
LOCKPORT PCT 018	44	201	245	73	0	0	79	78	161	318	1,623	19.59%
LOCKPORT PCT 019	44	292	336	91	0	0	120	95	212	427	1,508	28.32%
LOCKPORT PCT 020	45	225	270	70	0	0	78	36	226	340	1,204	28.24%
LOCKPORT PCT 021	39	151	190	52	0	0	79	28	135	242	1,384	17.49%

Canvass Results Report

Will County Election Night 4/1/2025

Run Time 12:34 PM

Run Date 04/16/2025

WILL COUNTY, ILLINOIS

CONSOLIDATED ELECTION - APRIL 1, 2025

4/1/2025

Page 187

Official Results

Registered Voters
79978 of 453563 = 17.63%

Precincts Reporting
310 of 310 = 100.00%

LOCKPORT TOWNSHIP For Highway Commissioner - (Vote for one)

Precinct	No Candidate, DEM	Jim Louch, REP	Cast Votes	Undervotes	Overvotes	Unresolved write-ins	Vote by Mail Ballots Cast	Early Voting Ballots Cast	Election Day Voting Ballots Cast	Total Ballots Cast	Registered Voters	Turnout Percentage
LOCKPORT PCT 022	29	187	216	52	0	0	55	34	179	268	1,099	24.39%
LOCKPORT PCT 023	24	134	158	43	0	0	39	22	140	201	1,033	19.46%
LOCKPORT PCT 024	23	50	73	31	0	0	21	18	65	104	842	12.35%
Totals	1,165	4,978	6,143	1,485	8	0	2,018	1,212	4,406	7,636	36,423	20.96%

Canvass Results Report

Will County Election Night 4/1/2025

Run Time 12:34 PM
Run Date 04/16/2025

WILL COUNTY, ILLINOIS

CONSOLIDATED ELECTION - APRIL 1, 2025

4/1/2025
Page 188

Official Results

Registered Voters
79978 of 453563 = 17.63%
Precincts Reporting
310 of 310 = 100.00%

LOCKPORT TOWNSHIP For Collector - (Vote for one)

Precinct	Latoya Turner, DEM	Jessica Cannaday, REP	Cast Votes	Undervotes	Overvotes	Unresolved write-ins	Vote by Mail Ballots Cast	Early Voting Ballots Cast	Election Day Voting Ballots Cast	Total Ballots Cast	Registered Voters	Turnout Percentage
LOCKPORT PCT 001	327	287	614	19	0	0	243	49	341	633	1,833	34.53%
LOCKPORT PCT 002	111	81	192	5	0	0	61	32	104	197	1,791	11.00%
LOCKPORT PCT 003	105	57	162	3	0	0	55	12	98	165	1,651	9.99%
LOCKPORT PCT 004	90	61	151	4	0	0	65	18	72	155	1,415	10.95%
LOCKPORT PCT 005	147	210	357	10	0	0	74	82	211	367	1,416	25.92%
LOCKPORT PCT 006	88	48	136	3	0	0	71	14	54	139	1,981	7.02%
LOCKPORT PCT 007	109	42	151	4	0	0	43	22	90	155	1,897	8.17%
LOCKPORT PCT 008	83	26	109	2	0	0	32	26	53	111	1,618	6.86%
LOCKPORT PCT 009	261	190	451	19	0	0	189	36	245	470	2,114	22.23%
LOCKPORT PCT 010	149	165	314	11	0	0	52	62	211	325	1,466	22.17%
LOCKPORT PCT 011	170	196	366	27	0	0	81	108	204	393	1,449	27.12%
LOCKPORT PCT 012	159	184	343	8	0	0	78	79	194	351	1,541	22.78%
LOCKPORT PCT 013	429	421	850	45	1	0	232	102	562	896	1,968	45.53%
LOCKPORT PCT 014	138	168	306	17	0	0	71	33	219	323	1,340	24.10%
LOCKPORT PCT 015	125	114	239	13	0	0	46	17	189	252	1,301	19.37%
LOCKPORT PCT 016	177	160	337	15	0	0	67	86	199	352	1,508	23.34%
LOCKPORT PCT 017	207	221	428	24	0	0	87	123	242	452	1,441	31.37%
LOCKPORT PCT 018	138	158	296	22	0	0	79	78	161	318	1,623	19.59%
LOCKPORT PCT 019	213	195	408	19	0	0	120	95	212	427	1,508	28.32%
LOCKPORT PCT 020	141	178	319	21	0	0	78	36	226	340	1,204	28.24%
LOCKPORT PCT 021	142	86	228	14	0	0	79	28	135	242	1,384	17.49%

Canvass Results Report

Will County Election Night 4/1/2025

Run Time 12:34 PM

Run Date 04/16/2025

WILL COUNTY, ILLINOIS

CONSOLIDATED ELECTION - APRIL 1, 2025

4/1/2025

Page 189

Official Results

Registered Voters
79978 of 453563 = 17.63%

Precincts Reporting
310 of 310 = 100.00%

LOCKPORT TOWNSHIP For Collector - (Vote for one)

Precinct	Latoya Turner, DEM	Jessica Cannaday, REP	Cast Votes	Undervotes	Overvotes	Unresolved write-ins	Vote by Mail Ballots Cast	Early Voting Ballots Cast	Election Day Voting Ballots Cast	Total Ballots Cast	Registered Voters	Turnout Percentage
LOCKPORT PCT 022	122	128	250	18	0	0	55	34	179	268	1,099	24.39%
LOCKPORT PCT 023	95	90	185	16	0	0	39	22	140	201	1,033	19.46%
LOCKPORT PCT 024	87	12	99	5	0	0	21	18	65	104	842	12.35%
Totals	3,813	3,478	7,291	344	1	0	2,018	1,212	4,406	7,636	36,423	20.96%

Canvass Results Report

Will County Election Night 4/1/2025

Run Time 12:34 PM
Run Date 04/16/2025

WILL COUNTY, ILLINOIS

CONSOLIDATED ELECTION - APRIL 1, 2025

4/1/2025
Page 190

Official Results

Registered Voters
79978 of 453563 = 17.63%
Precincts Reporting
310 of 310 = 100.00%

LOCKPORT TOWNSHIP For Trustee - (Vote for not more than four)

Precinct	Dean Morelli, DEM	Karen Johnson, DEM	Dionne Wright, DEM	Ron Alberico, DEM	Denise Salvino, REP	Gregg Bickus, REP	Kyle Bak, REP	Tim O'Neil, REP	Cast Votes	Undervotes	Overvotes	Unresolved write-ins	Vote by Mail Ballots Cast	Early Voting Ballots Cast	Election Day Voting Ballots Cast	Total Ballots Cast	Registered Voters	Turnout Percentage
LOCKPORT PCT 001	347	349	324	320	302	259	236	252	2,389	139	1	0	243	49	341	633	1,833	34.53%
LOCKPORT PCT 002	111	111	104	106	80	76	70	40	698	90	0	0	61	32	104	197	1,791	11.00%
LOCKPORT PCT 003	95	110	101	102	58	51	49	31	597	63	0	0	55	12	98	165	1,651	9.99%
LOCKPORT PCT 004	100	97	90	96	56	50	51	28	568	48	1	0	65	18	72	155	1,415	10.95%
LOCKPORT PCT 005	176	161	146	169	187	186	157	171	1,353	115	0	0	74	82	211	367	1,416	25.92%
LOCKPORT PCT 006	93	95	91	81	47	37	39	37	520	36	0	0	71	14	54	139	1,981	7.02%
LOCKPORT PCT 007	105	109	104	98	44	37	35	37	569	51	0	0	43	22	90	155	1,897	8.17%
LOCKPORT PCT 008	78	84	81	79	26	23	22	18	411	33	0	0	32	26	53	111	1,618	6.86%
LOCKPORT PCT 009	274	279	253	259	182	167	159	153	1,726	154	0	0	189	36	245	470	2,114	22.23%
LOCKPORT PCT 010	172	159	144	164	150	136	123	139	1,187	109	1	0	52	62	211	325	1,466	22.17%
LOCKPORT PCT 011	230	197	165	198	162	145	121	146	1,364	200	2	0	81	108	204	393	1,449	27.12%
LOCKPORT PCT 012	173	159	149	171	169	153	149	156	1,279	113	3	0	78	79	194	351	1,541	22.78%
LOCKPORT PCT 013	479	475	420	453	411	368	335	349	3,290	290	1	0	232	102	562	896	1,968	45.53%
LOCKPORT PCT 014	157	146	130	161	149	134	137	85	1,099	185	2	0	71	33	219	323	1,340	24.10%
LOCKPORT PCT 015	135	131	121	121	113	91	85	59	856	148	1	0	46	17	189	252	1,301	19.37%
LOCKPORT PCT 016	203	174	166	191	148	134	106	124	1,246	158	1	0	67	86	199	352	1,508	23.34%
LOCKPORT PCT 017	264	203	191	232	213	196	163	174	1,636	172	0	0	87	123	242	452	1,441	31.37%
LOCKPORT PCT 018	157	146	131	152	154	141	125	131	1,137	135	0	0	79	78	161	318	1,623	19.59%
LOCKPORT PCT 019	247	231	212	230	186	169	151	126	1,552	152	1	0	120	95	212	427	1,508	28.32%
LOCKPORT PCT 020	160	148	142	165	162	137	139	144	1,197	159	1	0	78	36	226	340	1,204	28.24%
LOCKPORT PCT 021	134	137	129	143	90	73	68	73	847	121	0	0	79	28	135	242	1,384	17.49%

Canvass Results Report

Will County Election Night 4/1/2025

Run Time 12:34 PM

Run Date 04/16/2025

WILL COUNTY, ILLINOIS

CONSOLIDATED ELECTION - APRIL 1, 2025

4/1/2025

Page 191

Official Results

Registered Voters
79978 of 453563 = 17.63%

Precincts Reporting
310 of 310 = 100.00%

LOCKPORT TOWNSHIP For Trustee - (Vote for not more than four)

Precinct	Dean Morelli, DEM	Karen Johnson, DEM	Dionne Wright, DEM	Ron Alberico, DEM	Denise Salvino, REP	Gregg Bickus, REP	Kyle Bak, REP	Tim O'Neil, REP	Cast Votes	Undervotes	Overvotes	Unresolved write-ins	Vote by Mail Ballots Cast	Early Voting Ballots Cast	Election Day Voting Ballots Cast	Total Ballots Cast	Registered Voters	Turnout Percentage
LOCKPORT PCT 022	126	123	111	144	106	93	100	104	907	161	1	0	55	34	179	268	1,099	24.39%
LOCKPORT PCT 023	99	97	88	109	77	63	62	62	657	147	0	0	39	22	140	201	1,033	19.46%
LOCKPORT PCT 024	84	85	86	74	8	13	7	11	368	48	0	0	21	18	65	104	842	12.35%
Totals	4,199	4,006	3,679	4,018	3,280	2,932	2,689	2,650	27,453	3,027	16	0	2,018	1,212	4,406	7,636	36,423	20.96%

Canvass Results Report

Will County Election Night 4/1/2025

Run Time 12:34 PM

Run Date 04/16/2025

WILL COUNTY, ILLINOIS

CONSOLIDATED ELECTION - APRIL 1, 2025

4/1/2025

Page 192

Official Results

Registered Voters
79978 of 453563 = 17.63%

Precincts Reporting
310 of 310 = 100.00%

MANHATTAN TOWNSHIP For Supervisor - (Vote for one)

Precinct	No Candidate, REP	James F. Walsh, DEM	Cast Votes	Undervotes	Overvotes	Unresolved write-ins	Vote by Mail Ballots Cast	Early Voting Ballots Cast	Election Day Voting Ballots Cast	Total Ballots Cast	Registered Voters	Turnout Percentage
MANHATTAN PCT 001	0	302	302	98	0	0	89	61	250	400	1,676	23.87%
MANHATTAN PCT 002	0	389	389	141	0	0	73	135	322	530	2,033	26.07%
MANHATTAN PCT 003	0	203	203	63	0	0	46	59	161	266	1,366	19.47%
MANHATTAN PCT 004	0	292	292	101	0	0	41	109	243	393	1,617	24.30%
MANHATTAN PCT 005	0	260	260	103	0	0	60	107	196	363	1,890	19.21%
Totals	0	1,446	1,446	506	0	0	309	471	1,172	1,952	8,582	22.75%

Canvass Results Report

Will County Election Night 4/1/2025

Run Time 12:34 PM

Run Date 04/16/2025

WILL COUNTY, ILLINOIS

CONSOLIDATED ELECTION - APRIL 1, 2025

4/1/2025

Page 193

Official Results

Registered Voters
79978 of 453563 = 17.63%

Precincts Reporting
310 of 310 = 100.00%

MANHATTAN TOWNSHIP For Clerk - (Vote for one)

Precinct	Kelly Baltas, REP	No Candidate, DEM	Cast Votes	Undervotes	Overvotes	Unresolved write-ins	Vote by Mail Ballots Cast	Early Voting Ballots Cast	Election Day Voting Ballots Cast	Total Ballots Cast	Registered Voters	Turnout Percentage
MANHATTAN PCT 001	333	0	333	67	0	0	89	61	250	400	1,676	23.87%
MANHATTAN PCT 002	401	0	401	129	0	0	73	135	322	530	2,033	26.07%
MANHATTAN PCT 003	211	0	211	55	0	0	46	59	161	266	1,366	19.47%
MANHATTAN PCT 004	295	0	295	98	0	0	41	109	243	393	1,617	24.30%
MANHATTAN PCT 005	282	0	282	81	0	0	60	107	196	363	1,890	19.21%
Totals	1,522	0	1,522	430	0	0	309	471	1,172	1,952	8,582	22.75%

Canvass Results Report

Will County Election Night 4/1/2025

Run Time 12:34 PM

Run Date 04/16/2025

WILL COUNTY, ILLINOIS

CONSOLIDATED ELECTION - APRIL 1, 2025

4/1/2025

Page 194

Official Results

Registered Voters
79978 of 453563 = 17.63%

Precincts Reporting
310 of 310 = 100.00%

MANHATTAN TOWNSHIP For Assessor - (Vote for one)

Precinct	No Candidate, REP	No Candidate, DEM	Kristen Blaser, IND	Cast Votes	Undervotes	Overvotes	Unresolved write-ins	Vote by Mail Ballots Cast	Early Voting Ballots Cast	Election Day Voting Ballots Cast	Total Ballots Cast	Registered Voters	Turnout Percentage
MANHATTAN PCT 001	0	0	310	310	90	0	0	89	61	250	400	1,676	23.87%
MANHATTAN PCT 002	0	0	391	391	139	0	0	73	135	322	530	2,033	26.07%
MANHATTAN PCT 003	0	0	205	205	61	0	0	46	59	161	266	1,366	19.47%
MANHATTAN PCT 004	0	0	281	281	112	0	0	41	109	243	393	1,617	24.30%
MANHATTAN PCT 005	0	0	270	270	93	0	0	60	107	196	363	1,890	19.21%
Totals	0	0	1,457	1,457	495	0	0	309	471	1,172	1,952	8,582	22.75%

Canvass Results Report

Will County Election Night 4/1/2025

Run Time 12:34 PM

Run Date 04/16/2025

WILL COUNTY, ILLINOIS

CONSOLIDATED ELECTION - APRIL 1, 2025

4/1/2025

Page 195

Official Results

Registered Voters
79978 of 453563 = 17.63%

Precincts Reporting
310 of 310 = 100.00%

MANHATTAN TOWNSHIP For Highway Commissioner - (Vote for one)

Precinct	Jim "JB" Baltas, REP	No Candidate, DEM	Cast Votes	Undervotes	Overvotes	Unresolved write-ins	Vote by Mail Ballots Cast	Early Voting Ballots Cast	Election Day Voting Ballots Cast	Total Ballots Cast	Registered Voters	Turnout Percentage
MANHATTAN PCT 001	333	0	333	67	0	0	89	61	250	400	1,676	23.87%
MANHATTAN PCT 002	401	0	401	129	0	0	73	135	322	530	2,033	26.07%
MANHATTAN PCT 003	214	0	214	52	0	0	46	59	161	266	1,366	19.47%
MANHATTAN PCT 004	282	0	282	111	0	0	41	109	243	393	1,617	24.30%
MANHATTAN PCT 005	279	0	279	84	0	0	60	107	196	363	1,890	19.21%
Totals	1,509	0	1,509	443	0	0	309	471	1,172	1,952	8,582	22.75%

Canvass Results Report

Will County Election Night 4/1/2025

Run Time 12:34 PM

Run Date 04/16/2025

WILL COUNTY, ILLINOIS

CONSOLIDATED ELECTION - APRIL 1, 2025

4/1/2025

Page 196

Official Results

Registered Voters
79978 of 453563 = 17.63%

Precincts Reporting
310 of 310 = 100.00%

MANHATTAN TOWNSHIP For Collector - (Vote for one)

Precinct	No Candidate, REP	Barbara J. Daugherty, DEM	Cast Votes	Undervotes	Overvotes	Unresolved write-ins	Vote by Mail Ballots Cast	Early Voting Ballots Cast	Election Day Voting Ballots Cast	Total Ballots Cast	Registered Voters	Turnout Percentage
MANHATTAN PCT 001	0	298	298	102	0	0	89	61	250	400	1,676	23.87%
MANHATTAN PCT 002	0	371	371	159	0	0	73	135	322	530	2,033	26.07%
MANHATTAN PCT 003	0	193	193	73	0	0	46	59	161	266	1,366	19.47%
MANHATTAN PCT 004	0	275	275	118	0	0	41	109	243	393	1,617	24.30%
MANHATTAN PCT 005	0	253	253	110	0	0	60	107	196	363	1,890	19.21%
Totals	0	1,390	1,390	562	0	0	309	471	1,172	1,952	8,582	22.75%

Canvass Results Report

Will County Election Night 4/1/2025

Run Time 12:34 PM

Run Date 04/16/2025

WILL COUNTY, ILLINOIS

CONSOLIDATED ELECTION - APRIL 1, 2025

4/1/2025

Page 197

Official Results

Registered Voters
79978 of 453563 = 17.63%

Precincts Reporting
310 of 310 = 100.00%

MANHATTAN TOWNSHIP For Trustee - (Vote for not more than four)

Precinct	Mark Yunker, REP	William "Bill" McGrath, REP	Paul Woodcock, REP	Eileen Fitzner, REP	No Candidate, DEM	Cast Votes	Undervotes	Overvotes	Unresolved write-ins	Vote by Mail Ballots Cast	Early Voting Ballots Cast	Election Day Voting Ballots Cast	Total Ballots Cast	Registered Voters	Turnout Percentage
MANHATTAN PCT 001	238	256	219	239	0	952	648	0	0	89	61	250	400	1,676	23.87%
MANHATTAN PCT 002	274	318	277	262	0	1,131	989	0	0	73	135	322	530	2,033	26.07%
MANHATTAN PCT 003	180	177	179	170	0	706	358	0	0	46	59	161	266	1,366	19.47%
MANHATTAN PCT 004	218	238	201	212	0	869	703	0	0	41	109	243	393	1,617	24.30%
MANHATTAN PCT 005	211	225	193	209	0	838	614	0	0	60	107	196	363	1,890	19.21%
Totals	1,121	1,214	1,069	1,092	0	4,496	3,312	0	0	309	471	1,172	1,952	8,582	22.75%

Canvass Results Report

Will County Election Night 4/1/2025

Run Time 12:34 PM

Run Date 04/16/2025

WILL COUNTY, ILLINOIS

CONSOLIDATED ELECTION - APRIL 1, 2025

4/1/2025

Page 198

Official Results

Registered Voters
79978 of 453563 = 17.63%

Precincts Reporting
310 of 310 = 100.00%

MONEE TOWNSHIP For Supervisor - (Vote for one)

Precinct	Donna T. Dettbarn, DEM	No Candidate, REP	Cast Votes	Undervotes	Overvotes	Unresolved write-ins	Vote by Mail Ballots Cast	Early Voting Ballots Cast	Election Day Voting Ballots Cast	Total Ballots Cast	Registered Voters	Turnout Percentage
MONEE PCT 001	76	0	76	17	0	0	54	7	32	93	1,108	8.39%
MONEE PCT 002	135	0	135	20	0	0	42	21	92	155	1,293	11.99%
MONEE PCT 003	218	0	218	80	0	0	52	12	234	298	1,443	20.65%
MONEE PCT 004	296	0	296	82	0	0	72	44	262	378	1,569	24.09%
MONEE PCT 005	142	0	142	26	0	0	27	26	115	168	1,066	15.76%
MONEE PCT 006	127	0	127	16	0	0	24	16	103	143	827	17.29%
MONEE PCT 007	220	0	220	34	0	0	38	47	169	254	1,181	21.51%
MONEE PCT 008	207	0	207	75	0	0	50	17	215	282	1,365	20.66%
Totals	1,421	0	1,421	350	0	0	359	190	1,222	1,771	9,852	17.98%

Canvass Results Report

Will County Election Night 4/1/2025

Run Time 12:34 PM

Run Date 04/16/2025

WILL COUNTY, ILLINOIS

CONSOLIDATED ELECTION - APRIL 1, 2025

4/1/2025

Page 199

Official Results

Registered Voters
79978 of 453563 = 17.63%

Precincts Reporting
310 of 310 = 100.00%

MONEE TOWNSHIP For Clerk - (Vote for one)

Precinct	Bobby R. Lathan Sr., DEM	No Candidate, REP	Cast Votes	Undervotes	Overvotes	Unresolved write-ins	Vote by Mail Ballots Cast	Early Voting Ballots Cast	Election Day Voting Ballots Cast	Total Ballots Cast	Registered Voters	Turnout Percentage
MONEE PCT 001	74	0	74	19	0	0	54	7	32	93	1,108	8.39%
MONEE PCT 002	142	0	142	13	0	0	42	21	92	155	1,293	11.99%
MONEE PCT 003	208	0	208	90	0	0	52	12	234	298	1,443	20.65%
MONEE PCT 004	290	0	290	88	0	0	72	44	262	378	1,569	24.09%
MONEE PCT 005	149	0	149	19	0	0	27	26	115	168	1,066	15.76%
MONEE PCT 006	131	0	131	12	0	0	24	16	103	143	827	17.29%
MONEE PCT 007	224	0	224	30	0	0	38	47	169	254	1,181	21.51%
MONEE PCT 008	199	0	199	83	0	0	50	17	215	282	1,365	20.66%
Totals	1,417	0	1,417	354	0	0	359	190	1,222	1,771	9,852	17.98%

Canvass Results Report

Will County Election Night 4/1/2025

Run Time 12:34 PM

Run Date 04/16/2025

WILL COUNTY, ILLINOIS

CONSOLIDATED ELECTION - APRIL 1, 2025

4/1/2025

Page 200

Official Results

Registered Voters
79978 of 453563 = 17.63%

Precincts Reporting
310 of 310 = 100.00%

MONEE TOWNSHIP For Assessor - (Vote for one)

Precinct	Sandra Heard, DEM	No Candidate, REP	Cast Votes	Undervotes	Overvotes	Unresolved write-ins	Vote by Mail Ballots Cast	Early Voting Ballots Cast	Election Day Voting Ballots Cast	Total Ballots Cast	Registered Voters	Turnout Percentage
MONEE PCT 001	74	0	74	19	0	0	54	7	32	93	1,108	8.39%
MONEE PCT 002	135	0	135	20	0	0	42	21	92	155	1,293	11.99%
MONEE PCT 003	203	0	203	95	0	0	52	12	234	298	1,443	20.65%
MONEE PCT 004	291	0	291	87	0	0	72	44	262	378	1,569	24.09%
MONEE PCT 005	151	0	151	17	0	0	27	26	115	168	1,066	15.76%
MONEE PCT 006	128	0	128	15	0	0	24	16	103	143	827	17.29%
MONEE PCT 007	228	0	228	26	0	0	38	47	169	254	1,181	21.51%
MONEE PCT 008	198	0	198	84	0	0	50	17	215	282	1,365	20.66%
Totals	1,408	0	1,408	363	0	0	359	190	1,222	1,771	9,852	17.98%

Canvass Results Report

Will County Election Night 4/1/2025

Run Time 12:34 PM

Run Date 04/16/2025

WILL COUNTY, ILLINOIS

CONSOLIDATED ELECTION - APRIL 1, 2025

4/1/2025

Page 201

Official Results

Registered Voters
79978 of 453563 = 17.63%

Precincts Reporting
310 of 310 = 100.00%

MONEE TOWNSHIP For Highway Commissioner - (Vote for one)

Precinct	David E. Deutshe, DEM	No Candidate, REP	Cast Votes	Undervotes	Overvotes	Unresolved write-ins	Vote by Mail Ballots Cast	Early Voting Ballots Cast	Election Day Voting Ballots Cast	Total Ballots Cast	Registered Voters	Turnout Percentage
MONEE PCT 001	80	0	80	13	0	0	54	7	32	93	1,108	8.39%
MONEE PCT 002	133	0	133	22	0	0	42	21	92	155	1,293	11.99%
MONEE PCT 003	214	0	214	84	0	0	52	12	234	298	1,443	20.65%
MONEE PCT 004	291	0	291	87	0	0	72	44	262	378	1,569	24.09%
MONEE PCT 005	145	0	145	23	0	0	27	26	115	168	1,066	15.76%
MONEE PCT 006	122	0	122	21	0	0	24	16	103	143	827	17.29%
MONEE PCT 007	216	0	216	38	0	0	38	47	169	254	1,181	21.51%
MONEE PCT 008	217	0	217	65	0	0	50	17	215	282	1,365	20.66%
Totals	1,418	0	1,418	353	0	0	359	190	1,222	1,771	9,852	17.98%

Canvass Results Report

Will County Election Night 4/1/2025

Run Time 12:34 PM

Run Date 04/16/2025

WILL COUNTY, ILLINOIS

CONSOLIDATED ELECTION - APRIL 1, 2025

4/1/2025

Page 202

Official Results

Registered Voters
79978 of 453563 = 17.63%

Precincts Reporting
310 of 310 = 100.00%

MONEE TOWNSHIP For Collector - (Vote for one)

Precinct	Ronald Poindexter, DEM	No Candidate, REP	Cast Votes	Undervotes	Overvotes	Unresolved write-ins	Vote by Mail Ballots Cast	Early Voting Ballots Cast	Election Day Voting Ballots Cast	Total Ballots Cast	Registered Voters	Turnout Percentage
MONEE PCT 001	74	0	74	19	0	0	54	7	32	93	1,108	8.39%
MONEE PCT 002	130	0	130	25	0	0	42	21	92	155	1,293	11.99%
MONEE PCT 003	201	0	201	97	0	0	52	12	234	298	1,443	20.65%
MONEE PCT 004	282	0	282	96	0	0	72	44	262	378	1,569	24.09%
MONEE PCT 005	142	0	142	26	0	0	27	26	115	168	1,066	15.76%
MONEE PCT 006	119	0	119	24	0	0	24	16	103	143	827	17.29%
MONEE PCT 007	216	0	216	38	0	0	38	47	169	254	1,181	21.51%
MONEE PCT 008	202	0	202	80	0	0	50	17	215	282	1,365	20.66%
Totals	1,366	0	1,366	405	0	0	359	190	1,222	1,771	9,852	17.98%

Canvass Results Report

Will County Election Night 4/1/2025

Run Time 12:34 PM
Run Date 04/16/2025

WILL COUNTY, ILLINOIS

CONSOLIDATED ELECTION - APRIL 1, 2025

4/1/2025
Page 203

Official Results

Registered Voters
79978 of 453563 = 17.63%
Precincts Reporting
310 of 310 = 100.00%

MONEE TOWNSHIP For Trustee - (Vote for not more than four)

Precinct	Terri L. Boles, DEM	Deborah Burgess, DEM	William "Billy" Morgan, DEM	James W. Young, DEM	No Candidate, REP	Cast Votes	Undervotes	Overvotes	Unresolved write-ins	Vote by Mail Ballots Cast	Early Voting Ballots Cast	Election Day Voting Ballots Cast	Total Ballots Cast	Registered Voters	Turnout Percentage
MONEE PCT 001	61	67	63	59	0	250	122	0	0	54	7	32	93	1,108	8.39%
MONEE PCT 002	108	110	103	103	0	424	196	0	0	42	21	92	155	1,293	11.99%
MONEE PCT 003	155	170	152	149	0	626	566	0	0	52	12	234	298	1,443	20.65%
MONEE PCT 004	215	217	219	186	0	837	675	0	0	72	44	262	378	1,569	24.09%
MONEE PCT 005	88	110	98	90	0	386	286	0	0	27	26	115	168	1,066	15.76%
MONEE PCT 006	86	97	92	89	0	364	208	0	0	24	16	103	143	827	17.29%
MONEE PCT 007	137	159	163	148	0	607	409	0	0	38	47	169	254	1,181	21.51%
MONEE PCT 008	148	147	158	136	0	589	539	0	0	50	17	215	282	1,365	20.66%
Totals	998	1,077	1,048	960	0	4,083	3,001	0	0	359	190	1,222	1,771	9,852	17.98%

Canvass Results Report

Will County Election Night 4/1/2025

Run Time 12:34 PM

Run Date 04/16/2025

WILL COUNTY, ILLINOIS

CONSOLIDATED ELECTION - APRIL 1, 2025

4/1/2025

Page 204

Official Results

Registered Voters
79978 of 453563 = 17.63%

Precincts Reporting
310 of 310 = 100.00%

NEW LENOX TOWNSHIP For Supervisor - (Vote for one)

Precinct	No Candidate, DEM	Cass Wennlund, REP	Cast Votes	Undervotes	Overvotes	Unresolved write-ins	Vote by Mail Ballots Cast	Early Voting Ballots Cast	Election Day Voting Ballots Cast	Total Ballots Cast	Registered Voters	Turnout Percentage
NEW LENOX PCT 001	0	84	84	47	0	0	39	16	76	131	1,386	9.45%
NEW LENOX PCT 002	0	178	178	81	0	0	85	38	136	259	1,861	13.92%
NEW LENOX PCT 003	0	106	106	58	0	0	51	18	95	164	1,212	13.53%
NEW LENOX PCT 004	0	116	116	40	0	0	35	23	98	156	990	15.76%
NEW LENOX PCT 005	0	127	127	76	0	0	50	42	111	203	1,337	15.18%
NEW LENOX PCT 006	0	141	141	63	0	0	49	33	122	204	1,509	13.52%
NEW LENOX PCT 007	0	183	183	100	0	0	107	74	102	283	1,696	16.69%
NEW LENOX PCT 008	0	129	129	78	0	0	63	44	100	207	1,330	15.56%
NEW LENOX PCT 009	0	63	63	44	0	0	23	12	72	107	946	11.31%
NEW LENOX PCT 010	0	221	221	92	0	0	77	78	158	313	1,630	19.20%
NEW LENOX PCT 011	0	177	177	103	0	0	54	61	165	280	1,845	15.18%
NEW LENOX PCT 012	0	125	125	70	0	0	51	33	111	195	1,415	13.78%
NEW LENOX PCT 013	0	146	146	125	0	0	81	43	147	271	1,772	15.29%
NEW LENOX PCT 014	0	154	154	123	0	0	64	49	164	277	2,109	13.13%
NEW LENOX PCT 015	0	119	119	74	0	0	64	32	97	193	1,526	12.65%
NEW LENOX PCT 016	0	132	132	91	0	0	76	39	108	223	1,343	16.60%
NEW LENOX PCT 017	0	193	193	72	0	0	85	61	119	265	1,371	19.33%
NEW LENOX PCT 018	0	106	106	92	0	0	53	30	115	198	1,780	11.12%
NEW LENOX PCT 019	0	123	123	79	0	0	51	39	112	202	2,082	9.70%
NEW LENOX PCT 020	0	204	204	110	0	0	106	57	151	314	2,268	13.84%
Totals	0	2,827	2,827	1,618	0	0	1,264	822	2,359	4,445	31,408	14.15%

Canvass Results Report

Will County Election Night 4/1/2025

Run Time 12:34 PM
Run Date 04/16/2025

WILL COUNTY, ILLINOIS

CONSOLIDATED ELECTION - APRIL 1, 2025

4/1/2025
Page 205

Official Results

Registered Voters
79978 of 453563 = 17.63%
Precincts Reporting
310 of 310 = 100.00%

NEW LENOX TOWNSHIP For Clerk - (Vote for one)

Precinct	No Candidate, DEM	Lynn Eckhardt, REP	Cast Votes	Undervotes	Overvotes	Unresolved write-ins	Vote by Mail Ballots Cast	Early Voting Ballots Cast	Election Day Voting Ballots Cast	Total Ballots Cast	Registered Voters	Turnout Percentage
NEW LENOX PCT 001	0	85	85	46	0	0	39	16	76	131	1,386	9.45%
NEW LENOX PCT 002	0	173	173	86	0	0	85	38	136	259	1,861	13.92%
NEW LENOX PCT 003	0	110	110	54	0	0	51	18	95	164	1,212	13.53%
NEW LENOX PCT 004	0	119	119	37	0	0	35	23	98	156	990	15.76%
NEW LENOX PCT 005	0	126	126	77	0	0	50	42	111	203	1,337	15.18%
NEW LENOX PCT 006	0	140	140	64	0	0	49	33	122	204	1,509	13.52%
NEW LENOX PCT 007	0	185	185	98	0	0	107	74	102	283	1,696	16.69%
NEW LENOX PCT 008	0	130	130	77	0	0	63	44	100	207	1,330	15.56%
NEW LENOX PCT 009	0	70	70	37	0	0	23	12	72	107	946	11.31%
NEW LENOX PCT 010	0	216	216	97	0	0	77	78	158	313	1,630	19.20%
NEW LENOX PCT 011	0	178	178	102	0	0	54	61	165	280	1,845	15.18%
NEW LENOX PCT 012	0	125	125	70	0	0	51	33	111	195	1,415	13.78%
NEW LENOX PCT 013	0	147	147	124	0	0	81	43	147	271	1,772	15.29%
NEW LENOX PCT 014	0	149	149	128	0	0	64	49	164	277	2,109	13.13%
NEW LENOX PCT 015	0	118	118	75	0	0	64	32	97	193	1,526	12.65%
NEW LENOX PCT 016	0	134	134	89	0	0	76	39	108	223	1,343	16.60%
NEW LENOX PCT 017	0	193	193	72	0	0	85	61	119	265	1,371	19.33%
NEW LENOX PCT 018	0	109	109	89	0	0	53	30	115	198	1,780	11.12%
NEW LENOX PCT 019	0	125	125	77	0	0	51	39	112	202	2,082	9.70%
NEW LENOX PCT 020	0	208	208	106	0	0	106	57	151	314	2,268	13.84%
Totals	0	2,840	2,840	1,605	0	0	1,264	822	2,359	4,445	31,408	14.15%

Canvass Results Report

Will County Election Night 4/1/2025

Run Time 12:34 PM

Run Date 04/16/2025

WILL COUNTY, ILLINOIS

CONSOLIDATED ELECTION - APRIL 1, 2025

4/1/2025

Page 206

Official Results

Registered Voters
79978 of 453563 = 17.63%

Precincts Reporting
310 of 310 = 100.00%

NEW LENOX TOWNSHIP For Assessor - (Vote for one)

Precinct	No Candidate, DEM	Mark A. Munizzo, REP	Cast Votes	Undervotes	Overvotes	Unresolved write-ins	Vote by Mail Ballots Cast	Early Voting Ballots Cast	Election Day Voting Ballots Cast	Total Ballots Cast	Registered Voters	Turnout Percentage
NEW LENOX PCT 001	0	86	86	45	0	0	39	16	76	131	1,386	9.45%
NEW LENOX PCT 002	0	169	169	90	0	0	85	38	136	259	1,861	13.92%
NEW LENOX PCT 003	0	108	108	56	0	0	51	18	95	164	1,212	13.53%
NEW LENOX PCT 004	0	113	113	43	0	0	35	23	98	156	990	15.76%
NEW LENOX PCT 005	0	123	123	80	0	0	50	42	111	203	1,337	15.18%
NEW LENOX PCT 006	0	143	143	61	0	0	49	33	122	204	1,509	13.52%
NEW LENOX PCT 007	0	184	184	99	0	0	107	74	102	283	1,696	16.69%
NEW LENOX PCT 008	0	133	133	74	0	0	63	44	100	207	1,330	15.56%
NEW LENOX PCT 009	0	69	69	38	0	0	23	12	72	107	946	11.31%
NEW LENOX PCT 010	0	214	214	99	0	0	77	78	158	313	1,630	19.20%
NEW LENOX PCT 011	0	176	176	104	0	0	54	61	165	280	1,845	15.18%
NEW LENOX PCT 012	0	122	122	73	0	0	51	33	111	195	1,415	13.78%
NEW LENOX PCT 013	0	146	146	125	0	0	81	43	147	271	1,772	15.29%
NEW LENOX PCT 014	0	150	150	127	0	0	64	49	164	277	2,109	13.13%
NEW LENOX PCT 015	0	119	119	74	0	0	64	32	97	193	1,526	12.65%
NEW LENOX PCT 016	0	132	132	91	0	0	76	39	108	223	1,343	16.60%
NEW LENOX PCT 017	0	192	192	73	0	0	85	61	119	265	1,371	19.33%
NEW LENOX PCT 018	0	107	107	91	0	0	53	30	115	198	1,780	11.12%
NEW LENOX PCT 019	0	121	121	81	0	0	51	39	112	202	2,082	9.70%
NEW LENOX PCT 020	0	207	207	107	0	0	106	57	151	314	2,268	13.84%
Totals	0	2,814	2,814	1,631	0	0	1,264	822	2,359	4,445	31,408	14.15%

Canvass Results Report

Will County Election Night 4/1/2025

Run Time 12:34 PM

Run Date 04/16/2025

WILL COUNTY, ILLINOIS

CONSOLIDATED ELECTION - APRIL 1, 2025

4/1/2025

Page 207

Official Results

Registered Voters
79978 of 453563 = 17.63%

Precincts Reporting
310 of 310 = 100.00%

NEW LENOX TOWNSHIP For Highway Commissioner - (Vote for one)

Precinct	No Candidate, DEM	Michael Potocki, REP	Cast Votes	Undervotes	Overvotes	Unresolved write-ins	Vote by Mail Ballots Cast	Early Voting Ballots Cast	Election Day Voting Ballots Cast	Total Ballots Cast	Registered Voters	Turnout Percentage
NEW LENOX PCT 001	0	86	86	45	0	0	39	16	76	131	1,386	9.45%
NEW LENOX PCT 002	0	170	170	89	0	0	85	38	136	259	1,861	13.92%
NEW LENOX PCT 003	0	108	108	56	0	0	51	18	95	164	1,212	13.53%
NEW LENOX PCT 004	0	116	116	40	0	0	35	23	98	156	990	15.76%
NEW LENOX PCT 005	0	127	127	76	0	0	50	42	111	203	1,337	15.18%
NEW LENOX PCT 006	0	144	144	60	0	0	49	33	122	204	1,509	13.52%
NEW LENOX PCT 007	0	180	180	103	0	0	107	74	102	283	1,696	16.69%
NEW LENOX PCT 008	0	131	131	76	0	0	63	44	100	207	1,330	15.56%
NEW LENOX PCT 009	0	69	69	38	0	0	23	12	72	107	946	11.31%
NEW LENOX PCT 010	0	215	215	98	0	0	77	78	158	313	1,630	19.20%
NEW LENOX PCT 011	0	174	174	106	0	0	54	61	165	280	1,845	15.18%
NEW LENOX PCT 012	0	128	128	67	0	0	51	33	111	195	1,415	13.78%
NEW LENOX PCT 013	0	144	144	127	0	0	81	43	147	271	1,772	15.29%
NEW LENOX PCT 014	0	153	153	124	0	0	64	49	164	277	2,109	13.13%
NEW LENOX PCT 015	0	118	118	75	0	0	64	32	97	193	1,526	12.65%
NEW LENOX PCT 016	0	128	128	95	0	0	76	39	108	223	1,343	16.60%
NEW LENOX PCT 017	0	193	193	72	0	0	85	61	119	265	1,371	19.33%
NEW LENOX PCT 018	0	108	108	90	0	0	53	30	115	198	1,780	11.12%
NEW LENOX PCT 019	0	122	122	80	0	0	51	39	112	202	2,082	9.70%
NEW LENOX PCT 020	0	201	201	113	0	0	106	57	151	314	2,268	13.84%
Totals	0	2,815	2,815	1,630	0	0	1,264	822	2,359	4,445	31,408	14.15%

Canvass Results Report

Will County Election Night 4/1/2025

Run Time 12:34 PM

Run Date 04/16/2025

WILL COUNTY, ILLINOIS

CONSOLIDATED ELECTION - APRIL 1, 2025

4/1/2025

Page 208

Official Results

Registered Voters
79978 of 453563 = 17.63%

Precincts Reporting
310 of 310 = 100.00%

NEW LENOX TOWNSHIP For Collector - (Vote for one)

Precinct	No Candidate, DEM	Philip Juarez, REP	Cast Votes	Undervotes	Overvotes	Unresolved write-ins	Vote by Mail Ballots Cast	Early Voting Ballots Cast	Election Day Voting Ballots Cast	Total Ballots Cast	Registered Voters	Turnout Percentage
NEW LENOX PCT 001	0	83	83	48	0	0	39	16	76	131	1,386	9.45%
NEW LENOX PCT 002	0	169	169	90	0	0	85	38	136	259	1,861	13.92%
NEW LENOX PCT 003	0	105	105	59	0	0	51	18	95	164	1,212	13.53%
NEW LENOX PCT 004	0	115	115	41	0	0	35	23	98	156	990	15.76%
NEW LENOX PCT 005	0	122	122	81	0	0	50	42	111	203	1,337	15.18%
NEW LENOX PCT 006	0	139	139	65	0	0	49	33	122	204	1,509	13.52%
NEW LENOX PCT 007	0	176	176	107	0	0	107	74	102	283	1,696	16.69%
NEW LENOX PCT 008	0	128	128	79	0	0	63	44	100	207	1,330	15.56%
NEW LENOX PCT 009	0	69	69	38	0	0	23	12	72	107	946	11.31%
NEW LENOX PCT 010	0	212	212	101	0	0	77	78	158	313	1,630	19.20%
NEW LENOX PCT 011	0	168	168	112	0	0	54	61	165	280	1,845	15.18%
NEW LENOX PCT 012	0	125	125	70	0	0	51	33	111	195	1,415	13.78%
NEW LENOX PCT 013	0	140	140	131	0	0	81	43	147	271	1,772	15.29%
NEW LENOX PCT 014	0	148	148	129	0	0	64	49	164	277	2,109	13.13%
NEW LENOX PCT 015	0	118	118	75	0	0	64	32	97	193	1,526	12.65%
NEW LENOX PCT 016	0	131	131	92	0	0	76	39	108	223	1,343	16.60%
NEW LENOX PCT 017	0	187	187	78	0	0	85	61	119	265	1,371	19.33%
NEW LENOX PCT 018	0	107	107	91	0	0	53	30	115	198	1,780	11.12%
NEW LENOX PCT 019	0	121	121	81	0	0	51	39	112	202	2,082	9.70%
NEW LENOX PCT 020	0	198	198	116	0	0	106	57	151	314	2,268	13.84%
Totals	0	2,761	2,761	1,684	0	0	1,264	822	2,359	4,445	31,408	14.15%

Canvass Results Report

Will County Election Night 4/1/2025

Run Time 12:34 PM
Run Date 04/16/2025

WILL COUNTY, ILLINOIS

CONSOLIDATED ELECTION - APRIL 1, 2025

4/1/2025
Page 209

Official Results

Registered Voters
79978 of 453563 = 17.63%
Precincts Reporting
310 of 310 = 100.00%

NEW LENOX TOWNSHIP For Trustee - (Vote for not more than four)

Precinct	Annette Vogt, DEM	Martin J. Boban, REP	Barbara E. Kaupas, REP	Patricia "Patty" Deiters, REP	Steven Friant, REP	Cast Votes	Undervotes	Overvotes	Unresolved write-ins	Vote by Mail Ballots Cast	Early Voting Ballots Cast	Election Day Voting Ballots Cast	Total Ballots Cast	Registered Voters	Turnout Percentage
NEW LENOX PCT 001	79	60	68	62	52	321	203	0	0	39	16	76	131	1,386	9.45%
NEW LENOX PCT 002	135	136	135	127	125	658	362	4	0	85	38	136	259	1,861	13.92%
NEW LENOX PCT 003	85	84	83	78	74	404	252	0	0	51	18	95	164	1,212	13.53%
NEW LENOX PCT 004	61	95	96	89	89	430	194	0	0	35	23	98	156	990	15.76%
NEW LENOX PCT 005	111	97	100	100	93	501	311	0	0	50	42	111	203	1,337	15.18%
NEW LENOX PCT 006	91	112	117	105	114	539	277	0	0	49	33	122	204	1,509	13.52%
NEW LENOX PCT 007	127	152	153	148	137	717	411	1	0	107	74	102	283	1,696	16.69%
NEW LENOX PCT 008	116	108	107	95	99	525	303	0	0	63	44	100	207	1,330	15.56%
NEW LENOX PCT 009	54	59	60	56	53	282	146	0	0	23	12	72	107	946	11.31%
NEW LENOX PCT 010	161	187	178	142	159	827	421	1	0	77	78	158	313	1,630	19.20%
NEW LENOX PCT 011	143	141	146	141	133	704	416	0	0	54	61	165	280	1,845	15.18%
NEW LENOX PCT 012	102	99	99	95	92	487	289	1	0	51	33	111	195	1,415	13.78%
NEW LENOX PCT 013	169	116	121	107	101	614	462	2	0	81	43	147	271	1,772	15.29%
NEW LENOX PCT 014	169	129	125	106	112	641	463	1	0	64	49	164	277	2,109	13.13%
NEW LENOX PCT 015	107	96	97	95	89	484	284	1	0	64	32	97	193	1,526	12.65%
NEW LENOX PCT 016	141	90	94	88	82	495	397	0	0	76	39	108	223	1,343	16.60%
NEW LENOX PCT 017	112	171	165	151	146	745	311	1	0	85	61	119	265	1,371	19.33%
NEW LENOX PCT 018	124	82	89	80	74	449	343	0	0	53	30	115	198	1,780	11.12%
NEW LENOX PCT 019	104	96	107	94	95	496	312	0	0	51	39	112	202	2,082	9.70%
NEW LENOX PCT 020	161	170	175	164	156	826	430	0	0	106	57	151	314	2,268	13.84%
Totals	2,352	2,280	2,315	2,123	2,075	11,145	6,587	12	0	1,264	822	2,359	4,445	31,408	14.15%

Canvass Results Report

Will County Election Night 4/1/2025

Run Time 12:34 PM

Run Date 04/16/2025

WILL COUNTY, ILLINOIS

CONSOLIDATED ELECTION - APRIL 1, 2025

4/1/2025

Page 210

Official Results

Registered Voters
79978 of 453563 = 17.63%

Precincts Reporting
310 of 310 = 100.00%

PEOTONE TOWNSHIP For Supervisor - (Vote for one)

Precinct	Gene Younker, REP	No Candidate, DEM	Cast Votes	Undervotes	Overvotes	Unresolved write-ins	Vote by Mail Ballots Cast	Early Voting Ballots Cast	Election Day Voting Ballots Cast	Total Ballots Cast	Registered Voters	Turnout Percentage
PEOTONE PCT 001	421	0	421	119	0	0	65	15	460	540	1,495	36.12%
PEOTONE PCT 002	428	0	428	96	0	0	97	22	405	524	1,549	33.83%
Totals	849	0	849	215	0	0	162	37	865	1,064	3,044	34.95%

Canvass Results Report

Will County Election Night 4/1/2025

Run Time 12:34 PM

Run Date 04/16/2025

WILL COUNTY, ILLINOIS

CONSOLIDATED ELECTION - APRIL 1, 2025

4/1/2025

Page 211

Official Results

Registered Voters
79978 of 453563 = 17.63%

Precincts Reporting
310 of 310 = 100.00%

PEOTONE TOWNSHIP For Clerk - (Vote for one)

Precinct	Kent Heisner, REP	No Candidate, DEM	Cast Votes	Undervotes	Overvotes	Unresolved write-ins	Vote by Mail Ballots Cast	Early Voting Ballots Cast	Election Day Voting Ballots Cast	Total Ballots Cast	Registered Voters	Turnout Percentage
PEOTONE PCT 001	414	0	414	126	0	0	65	15	460	540	1,495	36.12%
PEOTONE PCT 002	411	0	411	113	0	0	97	22	405	524	1,549	33.83%
Totals	825	0	825	239	0	0	162	37	865	1,064	3,044	34.95%

Canvass Results Report

Will County Election Night 4/1/2025

Run Time 12:34 PM

Run Date 04/16/2025

WILL COUNTY, ILLINOIS

CONSOLIDATED ELECTION - APRIL 1, 2025

4/1/2025

Page 212

Official Results

Registered Voters
79978 of 453563 = 17.63%

Precincts Reporting
310 of 310 = 100.00%

PEOTONE TOWNSHIP For Assessor - (Vote for one)

Precinct	Virginia Gates-Hamann, REP	No Candidate, DEM	Cast Votes	Undervotes	Overvotes	Unresolved write-ins	Vote by Mail Ballots Cast	Early Voting Ballots Cast	Election Day Voting Ballots Cast	Total Ballots Cast	Registered Voters	Turnout Percentage
PEOTONE PCT 001	391	0	391	149	0	0	65	15	460	540	1,495	36.12%
PEOTONE PCT 002	409	0	409	115	0	0	97	22	405	524	1,549	33.83%
Totals	800	0	800	264	0	0	162	37	865	1,064	3,044	34.95%

Canvass Results Report

Will County Election Night 4/1/2025

Run Time 12:34 PM

Run Date 04/16/2025

WILL COUNTY, ILLINOIS

CONSOLIDATED ELECTION - APRIL 1, 2025

4/1/2025

Page 213

Official Results

Registered Voters
79978 of 453563 = 17.63%

Precincts Reporting
310 of 310 = 100.00%

PEOTONE TOWNSHIP For Highway Commissioner - (Vote for one)

Precinct	John Hack, REP	No Candidate, DEM	Cast Votes	Undervotes	Overvotes	Unresolved write-ins	Vote by Mail Ballots Cast	Early Voting Ballots Cast	Election Day Voting Ballots Cast	Total Ballots Cast	Registered Voters	Turnout Percentage
PEOTONE PCT 001	406	0	406	134	0	0	65	15	460	540	1,495	36.12%
PEOTONE PCT 002	419	0	419	105	0	0	97	22	405	524	1,549	33.83%
Totals	825	0	825	239	0	0	162	37	865	1,064	3,044	34.95%

Canvass Results Report

Will County Election Night 4/1/2025

Run Time 12:34 PM

Run Date 04/16/2025

WILL COUNTY, ILLINOIS

CONSOLIDATED ELECTION - APRIL 1, 2025

4/1/2025

Page 214

Official Results

Registered Voters
79978 of 453563 = 17.63%

Precincts Reporting
310 of 310 = 100.00%

PEOTONE TOWNSHIP For Collector - (Vote for one)

Precinct	No Candidate, REP	No Candidate, DEM	Cast Votes	Undervotes	Overvotes	Unresolved write-ins	Vote by Mail Ballots Cast	Early Voting Ballots Cast	Election Day Voting Ballots Cast	Total Ballots Cast	Registered Voters	Turnout Percentage
PEOTONE PCT 001	0	0	0	0	0	0	65	15	460	540	1,495	36.12%
PEOTONE PCT 002	0	0	0	0	0	0	97	22	405	524	1,549	33.83%
Totals	0	0	0	0	0	0	162	37	865	1,064	3,044	34.95%

Canvass Results Report

Will County Election Night 4/1/2025

Run Time 12:34 PM

Run Date 04/16/2025

WILL COUNTY, ILLINOIS

CONSOLIDATED ELECTION - APRIL 1, 2025

4/1/2025

Page 215

Official Results

Registered Voters
79978 of 453563 = 17.63%

Precincts Reporting
310 of 310 = 100.00%

PEOTONE TOWNSHIP For Trustee - (Vote for not more than four)

Precinct	James Morgan, REP	Ronald E. Schubbe, REP	Randy Swartz, REP	Grant Heatherwick, REP	No Candidate, DEM	Cast Votes	Undervotes	Overvotes	Unresolved write-ins	Vote by Mail Ballots Cast	Early Voting Ballots Cast	Election Day Voting Ballots Cast	Total Ballots Cast	Registered Voters	Turnout Percentage
PEOTONE PCT 001	242	333	234	245	0	1,054	1,106	0	0	65	15	460	540	1,495	36.12%
PEOTONE PCT 002	264	343	273	277	0	1,157	939	0	0	97	22	405	524	1,549	33.83%
Totals	506	676	507	522	0	2,211	2,045	0	0	162	37	865	1,064	3,044	34.95%

Canvass Results Report

Will County Election Night 4/1/2025

Run Time 12:34 PM

Run Date 04/16/2025

WILL COUNTY, ILLINOIS

CONSOLIDATED ELECTION - APRIL 1, 2025

4/1/2025

Page 216

Official Results

Registered Voters

79978 of 453563 = 17.63%

Precincts Reporting

310 of 310 = 100.00%

PLAINFIELD TOWNSHIP For Supervisor - (Vote for one)

Precinct	AI Tinsley, DEM	Matthew C. Starr, REP	Cast Votes	Undervotes	Overvotes	Unresolved write-ins	Vote by Mail Ballots Cast	Early Voting Ballots Cast	Election Day Voting Ballots Cast	Total Ballots Cast	Registered Voters	Turnout Percentage
PLAINFIELD PCT 001	184	161	345	16	0	0	88	80	193	361	1,632	22.12%
PLAINFIELD PCT 002	175	153	328	20	0	0	96	88	164	348	1,641	21.21%
PLAINFIELD PCT 003	164	160	324	13	0	0	91	86	160	337	1,561	21.59%
PLAINFIELD PCT 004	105	40	145	0	0	0	36	13	96	145	1,445	10.03%
PLAINFIELD PCT 005	86	43	129	0	0	0	59	8	62	129	1,490	8.66%
PLAINFIELD PCT 006	43	19	62	1	1	0	15	3	46	64	958	6.68%
PLAINFIELD PCT 007	94	47	141	1	0	0	62	17	63	142	1,957	7.26%
PLAINFIELD PCT 008	259	166	425	16	1	0	104	96	242	442	1,717	25.74%
PLAINFIELD PCT 009	247	241	488	27	0	0	108	161	246	515	1,953	26.37%
PLAINFIELD PCT 010	202	230	432	31	0	0	105	141	217	463	1,259	36.78%
PLAINFIELD PCT 011	38	21	59	0	0	0	24	3	32	59	804	7.34%
PLAINFIELD PCT 012	133	58	191	2	0	0	72	16	105	193	1,689	11.43%
PLAINFIELD PCT 013	329	276	605	27	0	0	176	172	284	632	2,743	23.04%
PLAINFIELD PCT 014	275	207	482	23	0	0	133	140	232	505	1,976	25.56%
PLAINFIELD PCT 015	234	230	464	9	0	0	155	114	204	473	2,022	23.39%
PLAINFIELD PCT 016	196	153	349	4	0	0	112	64	177	353	1,762	20.03%
PLAINFIELD PCT 017	92	51	143	6	0	0	60	13	76	149	1,712	8.70%
PLAINFIELD PCT 018	112	39	151	4	0	0	50	15	90	155	1,279	12.12%
PLAINFIELD PCT 019	118	56	174	4	0	0	40	35	103	178	1,865	9.54%
PLAINFIELD PCT 020	121	105	226	10	0	0	99	44	93	236	1,780	13.26%
PLAINFIELD PCT 021	103	87	190	10	0	0	71	30	99	200	1,242	16.10%

Canvass Results Report

Will County Election Night 4/1/2025

Run Time 12:34 PM
Run Date 04/16/2025

WILL COUNTY, ILLINOIS

CONSOLIDATED ELECTION - APRIL 1, 2025

4/1/2025
Page 217

Official Results

Registered Voters
79978 of 453563 = 17.63%

Precincts Reporting
310 of 310 = 100.00%

PLAINFIELD TOWNSHIP For Supervisor - (Vote for one)

Precinct	AI Tinsley, DEM	Matthew C. Starr, REP	Cast Votes	Undervotes	Overvotes	Unresolved write-ins	Vote by Mail Ballots Cast	Early Voting Ballots Cast	Election Day Voting Ballots Cast	Total Ballots Cast	Registered Voters	Turnout Percentage
PLAINFIELD PCT 022	65	86	151	3	0	0	57	32	65	154	1,090	14.13%
PLAINFIELD PCT 023	87	82	169	2	0	0	49	24	98	171	1,105	15.48%
PLAINFIELD PCT 024	135	115	250	14	0	0	97	18	149	264	1,224	21.57%
PLAINFIELD PCT 025	100	60	160	5	0	0	65	19	81	165	1,792	9.21%
PLAINFIELD PCT 026	104	66	170	4	0	0	61	26	87	174	2,137	8.14%
PLAINFIELD PCT 027	80	43	123	3	0	0	48	12	66	126	1,276	9.87%
PLAINFIELD PCT 028	99	41	140	4	0	0	48	15	81	144	1,539	9.36%
PLAINFIELD PCT 029	95	64	159	5	0	0	61	16	87	164	1,363	12.03%
PLAINFIELD PCT 030	97	74	171	5	0	0	57	23	96	176	1,312	13.41%
PLAINFIELD PCT 031	107	62	169	3	0	0	61	29	82	172	1,331	12.92%
PLAINFIELD PCT 032	109	58	167	5	0	0	63	16	93	172	1,313	13.10%
PLAINFIELD PCT 033	144	93	237	4	1	0	82	42	118	242	1,393	17.37%
PLAINFIELD PCT 034	133	97	230	6	0	0	64	20	152	236	1,472	16.03%
PLAINFIELD PCT 035	98	52	150	8	0	0	49	13	96	158	1,431	11.04%
Totals	4,763	3,536	8,299	295	3	0	2,618	1,644	4,335	8,597	54,265	15.84%

Canvass Results Report

Will County Election Night 4/1/2025

Run Time 12:34 PM

Run Date 04/16/2025

WILL COUNTY, ILLINOIS

CONSOLIDATED ELECTION - APRIL 1, 2025

4/1/2025

Page 218

Official Results

Registered Voters

79978 of 453563 = 17.63%

Precincts Reporting

310 of 310 = 100.00%

PLAINFIELD TOWNSHIP For Clerk - (Vote for one)

Precinct	David Lozano, DEM	Robert Enright, REP	Cast Votes	Undervotes	Overvotes	Unresolved write-ins	Vote by Mail Ballots Cast	Early Voting Ballots Cast	Election Day Voting Ballots Cast	Total Ballots Cast	Registered Voters	Turnout Percentage
PLAINFIELD PCT 001	190	158	348	13	0	0	88	80	193	361	1,632	22.12%
PLAINFIELD PCT 002	180	159	339	9	0	0	96	88	164	348	1,641	21.21%
PLAINFIELD PCT 003	170	157	327	10	0	0	91	86	160	337	1,561	21.59%
PLAINFIELD PCT 004	106	39	145	0	0	0	36	13	96	145	1,445	10.03%
PLAINFIELD PCT 005	84	45	129	0	0	0	59	8	62	129	1,490	8.66%
PLAINFIELD PCT 006	44	20	64	0	0	0	15	3	46	64	958	6.68%
PLAINFIELD PCT 007	95	46	141	1	0	0	62	17	63	142	1,957	7.26%
PLAINFIELD PCT 008	271	160	431	11	0	0	104	96	242	442	1,717	25.74%
PLAINFIELD PCT 009	262	219	481	33	1	0	108	161	246	515	1,953	26.37%
PLAINFIELD PCT 010	210	224	434	29	0	0	105	141	217	463	1,259	36.78%
PLAINFIELD PCT 011	39	20	59	0	0	0	24	3	32	59	804	7.34%
PLAINFIELD PCT 012	139	50	189	4	0	0	72	16	105	193	1,689	11.43%
PLAINFIELD PCT 013	338	269	607	23	2	0	176	172	284	632	2,743	23.04%
PLAINFIELD PCT 014	298	186	484	20	1	0	133	140	232	505	1,976	25.56%
PLAINFIELD PCT 015	236	222	458	15	0	0	155	114	204	473	2,022	23.39%
PLAINFIELD PCT 016	199	152	351	2	0	0	112	64	177	353	1,762	20.03%
PLAINFIELD PCT 017	93	49	142	7	0	0	60	13	76	149	1,712	8.70%
PLAINFIELD PCT 018	111	39	150	5	0	0	50	15	90	155	1,279	12.12%
PLAINFIELD PCT 019	118	59	177	1	0	0	40	35	103	178	1,865	9.54%
PLAINFIELD PCT 020	126	102	228	8	0	0	99	44	93	236	1,780	13.26%
PLAINFIELD PCT 021	107	87	194	5	1	0	71	30	99	200	1,242	16.10%

Canvass Results Report

Will County Election Night 4/1/2025

Run Time 12:34 PM

Run Date 04/16/2025

WILL COUNTY, ILLINOIS

CONSOLIDATED ELECTION - APRIL 1, 2025

4/1/2025

Page 219

Official Results

Registered Voters

79978 of 453563 = 17.63%

Precincts Reporting

310 of 310 = 100.00%

PLAINFIELD TOWNSHIP For Clerk - (Vote for one)

Precinct	David Lozano, DEM	Robert Enright, REP	Cast Votes	Undervotes	Overvotes	Unresolved write-ins	Vote by Mail Ballots Cast	Early Voting Ballots Cast	Election Day Voting Ballots Cast	Total Ballots Cast	Registered Voters	Turnout Percentage
PLAINFIELD PCT 022	62	91	153	1	0	0	57	32	65	154	1,090	14.13%
PLAINFIELD PCT 023	91	79	170	1	0	0	49	24	98	171	1,105	15.48%
PLAINFIELD PCT 024	144	111	255	9	0	0	97	18	149	264	1,224	21.57%
PLAINFIELD PCT 025	103	62	165	0	0	0	65	19	81	165	1,792	9.21%
PLAINFIELD PCT 026	102	69	171	3	0	0	61	26	87	174	2,137	8.14%
PLAINFIELD PCT 027	83	43	126	0	0	0	48	12	66	126	1,276	9.87%
PLAINFIELD PCT 028	99	44	143	1	0	0	48	15	81	144	1,539	9.36%
PLAINFIELD PCT 029	98	63	161	3	0	0	61	16	87	164	1,363	12.03%
PLAINFIELD PCT 030	99	73	172	4	0	0	57	23	96	176	1,312	13.41%
PLAINFIELD PCT 031	107	63	170	2	0	0	61	29	82	172	1,331	12.92%
PLAINFIELD PCT 032	114	56	170	2	0	0	63	16	93	172	1,313	13.10%
PLAINFIELD PCT 033	148	92	240	2	0	0	82	42	118	242	1,393	17.37%
PLAINFIELD PCT 034	137	94	231	5	0	0	64	20	152	236	1,472	16.03%
PLAINFIELD PCT 035	106	47	153	4	1	0	49	13	96	158	1,431	11.04%
Totals	4,909	3,449	8,358	233	6	0	2,618	1,644	4,335	8,597	54,265	15.84%

Canvass Results Report

Will County Election Night 4/1/2025

Run Time 12:34 PM
Run Date 04/16/2025

WILL COUNTY, ILLINOIS

CONSOLIDATED ELECTION - APRIL 1, 2025

4/1/2025
Page 220

Official Results

Registered Voters
79978 of 453563 = 17.63%
Precincts Reporting
310 of 310 = 100.00%

PLAINFIELD TOWNSHIP For Assessor - (Vote for one)

Precinct	No Candidate, DEM	Erin Kjaich, REP	Garrett M. Peck, HOF	Cast Votes	Undervotes	Overvotes	Unresolved write-ins	Vote by Mail Ballots Cast	Early Voting Ballots Cast	Election Day Voting Ballots Cast	Total Ballots Cast	Registered Voters	Turnout Percentage
PLAINFIELD PCT 001	0	186	145	331	29	1	0	88	80	193	361	1,632	22.12%
PLAINFIELD PCT 002	0	185	126	311	37	0	0	96	88	164	348	1,641	21.21%
PLAINFIELD PCT 003	0	182	121	303	33	1	0	91	86	160	337	1,561	21.59%
PLAINFIELD PCT 004	0	45	84	129	15	1	0	36	13	96	145	1,445	10.03%
PLAINFIELD PCT 005	0	55	68	123	5	1	0	59	8	62	129	1,490	8.66%
PLAINFIELD PCT 006	0	25	39	64	0	0	0	15	3	46	64	958	6.68%
PLAINFIELD PCT 007	0	60	74	134	7	1	0	62	17	63	142	1,957	7.26%
PLAINFIELD PCT 008	0	196	211	407	35	0	0	104	96	242	442	1,717	25.74%
PLAINFIELD PCT 009	0	266	192	458	57	0	0	108	161	246	515	1,953	26.37%
PLAINFIELD PCT 010	0	272	139	411	52	0	0	105	141	217	463	1,259	36.78%
PLAINFIELD PCT 011	0	26	30	56	3	0	0	24	3	32	59	804	7.34%
PLAINFIELD PCT 012	0	83	93	176	17	0	0	72	16	105	193	1,689	11.43%
PLAINFIELD PCT 013	0	314	263	577	55	0	0	176	172	284	632	2,743	23.04%
PLAINFIELD PCT 014	0	246	203	449	56	0	0	133	140	232	505	1,976	25.56%
PLAINFIELD PCT 015	0	264	164	428	45	0	0	155	114	204	473	2,022	23.39%
PLAINFIELD PCT 016	0	183	139	322	31	0	0	112	64	177	353	1,762	20.03%
PLAINFIELD PCT 017	0	69	67	136	13	0	0	60	13	76	149	1,712	8.70%
PLAINFIELD PCT 018	0	56	84	140	15	0	0	50	15	90	155	1,279	12.12%
PLAINFIELD PCT 019	0	69	94	163	15	0	0	40	35	103	178	1,865	9.54%
PLAINFIELD PCT 020	0	115	102	217	19	0	0	99	44	93	236	1,780	13.26%
PLAINFIELD PCT 021	0	97	77	174	25	1	0	71	30	99	200	1,242	16.10%

Canvass Results Report

Will County Election Night 4/1/2025

Run Time 12:34 PM

Run Date 04/16/2025

WILL COUNTY, ILLINOIS

CONSOLIDATED ELECTION - APRIL 1, 2025

4/1/2025

Page 221

Official Results

Registered Voters
79978 of 453563 = 17.63%

Precincts Reporting
310 of 310 = 100.00%

PLAINFIELD TOWNSHIP For Assessor - (Vote for one)

Precinct	No Candidate, DEM	Erin Kjaich, REP	Garrett M. Peck, HOF	Cast Votes	Undervotes	Overvotes	Unresolved write-ins	Vote by Mail Ballots Cast	Early Voting Ballots Cast	Election Day Voting Ballots Cast	Total Ballots Cast	Registered Voters	Turnout Percentage
PLAINFIELD PCT 022	0	94	46	140	14	0	0	57	32	65	154	1,090	14.13%
PLAINFIELD PCT 023	0	94	67	161	9	1	0	49	24	98	171	1,105	15.48%
PLAINFIELD PCT 024	0	140	102	242	22	0	0	97	18	149	264	1,224	21.57%
PLAINFIELD PCT 025	0	71	77	148	17	0	0	65	19	81	165	1,792	9.21%
PLAINFIELD PCT 026	0	69	97	166	8	0	0	61	26	87	174	2,137	8.14%
PLAINFIELD PCT 027	0	56	58	114	12	0	0	48	12	66	126	1,276	9.87%
PLAINFIELD PCT 028	0	61	75	136	7	1	0	48	15	81	144	1,539	9.36%
PLAINFIELD PCT 029	0	78	70	148	16	0	0	61	16	87	164	1,363	12.03%
PLAINFIELD PCT 030	0	83	67	150	26	0	0	57	23	96	176	1,312	13.41%
PLAINFIELD PCT 031	0	76	74	150	21	1	0	61	29	82	172	1,331	12.92%
PLAINFIELD PCT 032	0	66	92	158	14	0	0	63	16	93	172	1,313	13.10%
PLAINFIELD PCT 033	0	108	107	215	27	0	0	82	42	118	242	1,393	17.37%
PLAINFIELD PCT 034	0	107	106	213	23	0	0	64	20	152	236	1,472	16.03%
PLAINFIELD PCT 035	0	61	79	140	18	0	0	49	13	96	158	1,431	11.04%
Totals	0	4,158	3,632	7,790	798	9	0	2,618	1,644	4,335	8,597	54,265	15.84%

Canvass Results Report

Will County Election Night 4/1/2025

Run Time 12:34 PM

Run Date 04/16/2025

WILL COUNTY, ILLINOIS

CONSOLIDATED ELECTION - APRIL 1, 2025

4/1/2025

Page 222

Official Results

Registered Voters

79978 of 453563 = 17.63%

Precincts Reporting

310 of 310 = 100.00%

PLAINFIELD TOWNSHIP For Highway Commissioner - (Vote for one)

Precinct	Christy A. Bryant, DEM	Douglas Shreve, REP	Cast Votes	Undervotes	Overvotes	Unresolved write-ins	Vote by Mail Ballots Cast	Early Voting Ballots Cast	Election Day Voting Ballots Cast	Total Ballots Cast	Registered Voters	Turnout Percentage
PLAINFIELD PCT 001	190	157	347	14	0	0	88	80	193	361	1,632	22.12%
PLAINFIELD PCT 002	171	162	333	15	0	0	96	88	164	348	1,641	21.21%
PLAINFIELD PCT 003	153	173	326	11	0	0	91	86	160	337	1,561	21.59%
PLAINFIELD PCT 004	103	42	145	0	0	0	36	13	96	145	1,445	10.03%
PLAINFIELD PCT 005	83	46	129	0	0	0	59	8	62	129	1,490	8.66%
PLAINFIELD PCT 006	45	18	63	1	0	0	15	3	46	64	958	6.68%
PLAINFIELD PCT 007	94	47	141	1	0	0	62	17	63	142	1,957	7.26%
PLAINFIELD PCT 008	262	169	431	11	0	0	104	96	242	442	1,717	25.74%
PLAINFIELD PCT 009	247	234	481	33	1	0	108	161	246	515	1,953	26.37%
PLAINFIELD PCT 010	192	245	437	25	1	0	105	141	217	463	1,259	36.78%
PLAINFIELD PCT 011	37	21	58	1	0	0	24	3	32	59	804	7.34%
PLAINFIELD PCT 012	129	62	191	2	0	0	72	16	105	193	1,689	11.43%
PLAINFIELD PCT 013	325	286	611	21	0	0	176	172	284	632	2,743	23.04%
PLAINFIELD PCT 014	270	219	489	16	0	0	133	140	232	505	1,976	25.56%
PLAINFIELD PCT 015	230	238	468	5	0	0	155	114	204	473	2,022	23.39%
PLAINFIELD PCT 016	176	175	351	2	0	0	112	64	177	353	1,762	20.03%
PLAINFIELD PCT 017	88	58	146	3	0	0	60	13	76	149	1,712	8.70%
PLAINFIELD PCT 018	113	39	152	3	0	0	50	15	90	155	1,279	12.12%
PLAINFIELD PCT 019	117	57	174	4	0	0	40	35	103	178	1,865	9.54%
PLAINFIELD PCT 020	124	105	229	7	0	0	99	44	93	236	1,780	13.26%
PLAINFIELD PCT 021	93	100	193	7	0	0	71	30	99	200	1,242	16.10%

Canvass Results Report

Will County Election Night 4/1/2025

Run Time 12:34 PM
Run Date 04/16/2025

WILL COUNTY, ILLINOIS

CONSOLIDATED ELECTION - APRIL 1, 2025

4/1/2025
Page 223

Official Results

Registered Voters
79978 of 453563 = 17.63%
Precincts Reporting
310 of 310 = 100.00%

PLAINFIELD TOWNSHIP For Highway Commissioner - (Vote for one)

Precinct	Christy A. Bryant, DEM	Douglas Shreve, REP	Cast Votes	Undervotes	Overvotes	Unresolved write-ins	Vote by Mail Ballots Cast	Early Voting Ballots Cast	Election Day Voting Ballots Cast	Total Ballots Cast	Registered Voters	Turnout Percentage
PLAINFIELD PCT 022	62	91	153	1	0	0	57	32	65	154	1,090	14.13%
PLAINFIELD PCT 023	85	84	169	2	0	0	49	24	98	171	1,105	15.48%
PLAINFIELD PCT 024	136	120	256	8	0	0	97	18	149	264	1,224	21.57%
PLAINFIELD PCT 025	102	63	165	0	0	0	65	19	81	165	1,792	9.21%
PLAINFIELD PCT 026	101	68	169	5	0	0	61	26	87	174	2,137	8.14%
PLAINFIELD PCT 027	82	43	125	1	0	0	48	12	66	126	1,276	9.87%
PLAINFIELD PCT 028	100	42	142	1	1	0	48	15	81	144	1,539	9.36%
PLAINFIELD PCT 029	96	65	161	3	0	0	61	16	87	164	1,363	12.03%
PLAINFIELD PCT 030	98	73	171	5	0	0	57	23	96	176	1,312	13.41%
PLAINFIELD PCT 031	108	61	169	3	0	0	61	29	82	172	1,331	12.92%
PLAINFIELD PCT 032	109	60	169	3	0	0	63	16	93	172	1,313	13.10%
PLAINFIELD PCT 033	150	89	239	3	0	0	82	42	118	242	1,393	17.37%
PLAINFIELD PCT 034	130	99	229	7	0	0	64	20	152	236	1,472	16.03%
PLAINFIELD PCT 035	103	49	152	6	0	0	49	13	96	158	1,431	11.04%
Totals	4,704	3,660	8,364	230	3	0	2,618	1,644	4,335	8,597	54,265	15.84%

Canvass Results Report

Will County Election Night 4/1/2025

Run Time 12:34 PM

Run Date 04/16/2025

WILL COUNTY, ILLINOIS

CONSOLIDATED ELECTION - APRIL 1, 2025

4/1/2025

Page 224

Official Results

Registered Voters
79978 of 453563 = 17.63%

Precincts Reporting
310 of 310 = 100.00%

PLAINFIELD TOWNSHIP For Collector - (Vote for one)

Precinct	Phil Sheets, DEM	Jessica Witt, REP	Cast Votes	Undervotes	Overvotes	Unresolved write-ins	Vote by Mail Ballots Cast	Early Voting Ballots Cast	Election Day Voting Ballots Cast	Total Ballots Cast	Registered Voters	Turnout Percentage
PLAINFIELD PCT 001	178	165	343	18	0	0	88	80	193	361	1,632	22.12%
PLAINFIELD PCT 002	164	165	329	18	1	0	96	88	164	348	1,641	21.21%
PLAINFIELD PCT 003	160	163	323	14	0	0	91	86	160	337	1,561	21.59%
PLAINFIELD PCT 004	102	43	145	0	0	0	36	13	96	145	1,445	10.03%
PLAINFIELD PCT 005	79	50	129	0	0	0	59	8	62	129	1,490	8.66%
PLAINFIELD PCT 006	42	21	63	1	0	0	15	3	46	64	958	6.68%
PLAINFIELD PCT 007	91	48	139	3	0	0	62	17	63	142	1,957	7.26%
PLAINFIELD PCT 008	261	165	426	16	0	0	104	96	242	442	1,717	25.74%
PLAINFIELD PCT 009	247	235	482	33	0	0	108	161	246	515	1,953	26.37%
PLAINFIELD PCT 010	189	248	437	26	0	0	105	141	217	463	1,259	36.78%
PLAINFIELD PCT 011	37	21	58	1	0	0	24	3	32	59	804	7.34%
PLAINFIELD PCT 012	137	52	189	4	0	0	72	16	105	193	1,689	11.43%
PLAINFIELD PCT 013	324	283	607	25	0	0	176	172	284	632	2,743	23.04%
PLAINFIELD PCT 014	288	193	481	24	0	0	133	140	232	505	1,976	25.56%
PLAINFIELD PCT 015	231	230	461	12	0	0	155	114	204	473	2,022	23.39%
PLAINFIELD PCT 016	187	161	348	5	0	0	112	64	177	353	1,762	20.03%
PLAINFIELD PCT 017	88	56	144	5	0	0	60	13	76	149	1,712	8.70%
PLAINFIELD PCT 018	107	42	149	6	0	0	50	15	90	155	1,279	12.12%
PLAINFIELD PCT 019	116	59	175	3	0	0	40	35	103	178	1,865	9.54%
PLAINFIELD PCT 020	121	106	227	9	0	0	99	44	93	236	1,780	13.26%
PLAINFIELD PCT 021	104	85	189	10	1	0	71	30	99	200	1,242	16.10%

Canvass Results Report

Will County Election Night 4/1/2025

Run Time 12:34 PM

Run Date 04/16/2025

WILL COUNTY, ILLINOIS

CONSOLIDATED ELECTION - APRIL 1, 2025

4/1/2025

Page 225

Official Results

Registered Voters
79978 of 453563 = 17.63%

Precincts Reporting
310 of 310 = 100.00%

PLAINFIELD TOWNSHIP For Collector - (Vote for one)

Precinct	Phil Sheets, DEM	Jessica Witt, REP	Cast Votes	Undervotes	Overvotes	Unresolved write-ins	Vote by Mail Ballots Cast	Early Voting Ballots Cast	Election Day Voting Ballots Cast	Total Ballots Cast	Registered Voters	Turnout Percentage
PLAINFIELD PCT 022	61	91	152	2	0	0	57	32	65	154	1,090	14.13%
PLAINFIELD PCT 023	87	82	169	2	0	0	49	24	98	171	1,105	15.48%
PLAINFIELD PCT 024	143	113	256	8	0	0	97	18	149	264	1,224	21.57%
PLAINFIELD PCT 025	103	61	164	1	0	0	65	19	81	165	1,792	9.21%
PLAINFIELD PCT 026	103	66	169	5	0	0	61	26	87	174	2,137	8.14%
PLAINFIELD PCT 027	79	47	126	0	0	0	48	12	66	126	1,276	9.87%
PLAINFIELD PCT 028	100	42	142	2	0	0	48	15	81	144	1,539	9.36%
PLAINFIELD PCT 029	95	64	159	5	0	0	61	16	87	164	1,363	12.03%
PLAINFIELD PCT 030	96	73	169	7	0	0	57	23	96	176	1,312	13.41%
PLAINFIELD PCT 031	106	64	170	2	0	0	61	29	82	172	1,331	12.92%
PLAINFIELD PCT 032	111	56	167	5	0	0	63	16	93	172	1,313	13.10%
PLAINFIELD PCT 033	146	95	241	1	0	0	82	42	118	242	1,393	17.37%
PLAINFIELD PCT 034	136	92	228	8	0	0	64	20	152	236	1,472	16.03%
PLAINFIELD PCT 035	103	49	152	6	0	0	49	13	96	158	1,431	11.04%
Totals	4,722	3,586	8,308	287	2	0	2,618	1,644	4,335	8,597	54,265	15.84%

Canvass Results Report

Will County Election Night 4/1/2025

Run Time 12:34 PM

Run Date 04/16/2025

WILL COUNTY, ILLINOIS

CONSOLIDATED ELECTION - APRIL 1, 2025

4/1/2025

Page 226

Official Results

Registered Voters

79978 of 453563 = 17.63%

Precincts Reporting

310 of 310 = 100.00%

PLAINFIELD TOWNSHIP For Trustee - (Vote for not more than four)

Precinct	Jamie Littell, DEM	Jes Monu, DEM	Phillip Beale, DEM	Tamara Thongphadith, DEM	Michelle L. Smith, REP	Elaine "Lain" Van Buskirk, REP	Eric D. Nelson, REP	Ernest C. Knight, REP	Cast Votes	Undervotes	Overvotes	Unresolved write-ins	Vote by Mail Ballots Cast	Early Voting Ballots Cast	Election Day Voting Ballots Cast	Total Ballots Cast	Registered Voters	Turnout Percentage
PLAINFIELD PCT 001	194	164	170	167	144	128	139	118	1,224	220	0	0	88	80	193	361	1,632	22.12%
PLAINFIELD PCT 002	177	151	154	153	153	141	154	128	1,211	181	0	0	96	88	164	348	1,641	21.21%
PLAINFIELD PCT 003	169	139	149	147	163	151	154	143	1,215	133	0	0	91	86	160	337	1,561	21.59%
PLAINFIELD PCT 004	97	94	93	95	41	43	39	42	544	36	0	0	36	13	96	145	1,445	10.03%
PLAINFIELD PCT 005	82	73	77	77	43	40	46	38	476	40	0	0	59	8	62	129	1,490	8.66%
PLAINFIELD PCT 006	41	39	42	42	20	19	19	18	240	16	0	0	15	3	46	64	958	6.68%
PLAINFIELD PCT 007	92	85	85	83	46	40	43	39	513	55	0	0	62	17	63	142	1,957	7.26%
PLAINFIELD PCT 008	269	216	227	216	163	139	163	133	1,526	242	0	0	104	96	242	442	1,717	25.74%
PLAINFIELD PCT 009	264	227	227	218	209	203	225	189	1,762	294	1	0	108	161	246	515	1,953	26.37%
PLAINFIELD PCT 010	235	181	184	174	212	201	191	173	1,551	301	0	0	105	141	217	463	1,259	36.78%
PLAINFIELD PCT 011	37	36	35	35	21	20	20	20	224	12	0	0	24	3	32	59	804	7.34%
PLAINFIELD PCT 012	130	119	130	122	56	47	50	44	698	74	0	0	72	16	105	193	1,689	11.43%
PLAINFIELD PCT 013	340	306	306	301	260	239	245	221	2,218	306	1	0	176	172	284	632	2,743	23.04%
PLAINFIELD PCT 014	288	250	249	265	184	186	176	153	1,751	269	0	0	133	140	232	505	1,976	25.56%
PLAINFIELD PCT 015	241	214	224	203	213	206	220	209	1,730	158	1	0	155	114	204	473	2,022	23.39%
PLAINFIELD PCT 016	190	175	188	174	148	147	146	142	1,310	98	1	0	112	64	177	353	1,762	20.03%
PLAINFIELD PCT 017	89	87	87	93	46	48	46	48	544	52	0	0	60	13	76	149	1,712	8.70%
PLAINFIELD PCT 018	111	106	106	108	42	33	38	35	579	41	0	0	50	15	90	155	1,279	12.12%
PLAINFIELD PCT 019	116	111	111	108	53	49	47	47	642	70	0	0	40	35	103	178	1,865	9.54%
PLAINFIELD PCT 020	124	107	118	113	106	97	98	93	856	88	0	0	99	44	93	236	1,780	13.26%
PLAINFIELD PCT 021	103	88	96	86	85	85	87	75	705	91	1	0	71	30	99	200	1,242	16.10%

Canvass Results Report

Will County Election Night 4/1/2025

Run Time 12:34 PM
Run Date 04/16/2025

WILL COUNTY, ILLINOIS

CONSOLIDATED ELECTION - APRIL 1, 2025

4/1/2025
Page 227

Official Results

Registered Voters
79978 of 453563 = 17.63%
Precincts Reporting
310 of 310 = 100.00%

PLAINFIELD TOWNSHIP For Trustee - (Vote for not more than four)

Precinct	Jamie Littell, DEM	Jes Monu, DEM	Phillip Beale, DEM	Tamara Thongphadith, DEM	Michelle L. Smith, REP	Elaine "Lain" Van Buskirk, REP	Eric D. Nelson, REP	Ernest C. Knight, REP	Cast Votes	Undervotes	Overvotes	Unresolved write-ins	Vote by Mail Ballots Cast	Early Voting Ballots Cast	Election Day Voting Ballots Cast	Total Ballots Cast	Registered Voters	Turnout Percentage
PLAINFIELD PCT 022	61	60	59	53	86	83	82	82	566	46	1	0	57	32	65	154	1,090	14.13%
PLAINFIELD PCT 023	92	81	85	81	78	75	72	67	631	49	1	0	49	24	98	171	1,105	15.48%
PLAINFIELD PCT 024	145	125	143	132	116	103	108	96	968	88	0	0	97	18	149	264	1,224	21.57%
PLAINFIELD PCT 025	93	89	92	91	56	55	55	56	587	73	0	0	65	19	81	165	1,792	9.21%
PLAINFIELD PCT 026	107	99	99	95	59	61	62	58	640	56	0	0	61	26	87	174	2,137	8.14%
PLAINFIELD PCT 027	81	75	75	78	41	39	39	36	464	40	0	0	48	12	66	126	1,276	9.87%
PLAINFIELD PCT 028	99	92	88	88	45	36	43	34	525	51	0	0	48	15	81	144	1,539	9.36%
PLAINFIELD PCT 029	95	92	91	86	61	57	63	56	601	55	0	0	61	16	87	164	1,363	12.03%
PLAINFIELD PCT 030	97	90	91	91	74	65	68	60	636	68	0	0	57	23	96	176	1,312	13.41%
PLAINFIELD PCT 031	100	102	99	93	63	59	60	54	630	58	0	0	61	29	82	172	1,331	12.92%
PLAINFIELD PCT 032	109	100	102	100	52	51	53	51	618	70	0	0	63	16	93	172	1,313	13.10%
PLAINFIELD PCT 033	149	137	149	135	87	68	85	76	886	82	0	0	82	42	118	242	1,393	17.37%
PLAINFIELD PCT 034	131	121	123	117	86	84	86	84	832	112	0	0	64	20	152	236	1,472	16.03%
PLAINFIELD PCT 035	102	95	95	94	47	52	46	46	577	51	1	0	49	13	96	158	1,431	11.04%
Totals	4,850	4,326	4,449	4,314	3,359	3,150	3,268	2,964	30,680	3,676	8	0	2,618	1,644	4,335	8,597	54,265	15.84%

Canvass Results Report

Will County Election Night 4/1/2025

Run Time 12:34 PM

Run Date 04/16/2025

WILL COUNTY, ILLINOIS

CONSOLIDATED ELECTION - APRIL 1, 2025

4/1/2025

Page 228

Official Results

Registered Voters
79978 of 453563 = 17.63%

Precincts Reporting
310 of 310 = 100.00%

REED TOWNSHIP For Supervisor - (Vote for one)

Precinct	Sherrill Knorr, DEM	No Candidate, REP	Cast Votes	Undervotes	Overvotes	Unresolved write-ins	Vote by Mail Ballots Cast	Early Voting Ballots Cast	Election Day Voting Ballots Cast	Total Ballots Cast	Registered Voters	Turnout Percentage
REED PCT 001	354	0	354	107	0	0	43	75	343	461	1,549	29.76%
REED PCT 002	357	0	357	136	0	0	64	90	339	493	1,714	28.76%
REED PCT 003	333	0	333	111	0	0	55	92	297	444	1,556	28.53%
Totals	1,044	0	1,044	354	0	0	162	257	979	1,398	4,819	29.01%

Canvass Results Report

Will County Election Night 4/1/2025

Run Time 12:34 PM

Run Date 04/16/2025

WILL COUNTY, ILLINOIS

CONSOLIDATED ELECTION - APRIL 1, 2025

4/1/2025

Page 229

Official Results

Registered Voters
79978 of 453563 = 17.63%

Precincts Reporting
310 of 310 = 100.00%

REED TOWNSHIP For Clerk - (Vote for one)

Precinct	Thomas J. Nahas, DEM	No Candidate, REP	Cast Votes	Undervotes	Overvotes	Unresolved write-ins	Vote by Mail Ballots Cast	Early Voting Ballots Cast	Election Day Voting Ballots Cast	Total Ballots Cast	Registered Voters	Turnout Percentage
REED PCT 001	337	0	337	124	0	0	43	75	343	461	1,549	29.76%
REED PCT 002	351	0	351	142	0	0	64	90	339	493	1,714	28.76%
REED PCT 003	318	0	318	126	0	0	55	92	297	444	1,556	28.53%
Totals	1,006	0	1,006	392	0	0	162	257	979	1,398	4,819	29.01%

Canvass Results Report

Will County Election Night 4/1/2025

Run Time 12:34 PM

Run Date 04/16/2025

WILL COUNTY, ILLINOIS

CONSOLIDATED ELECTION - APRIL 1, 2025

4/1/2025

Page 230

Official Results

Registered Voters
79978 of 453563 = 17.63%

Precincts Reporting
310 of 310 = 100.00%

REED TOWNSHIP For Assessor - (Vote for one)

Precinct	No Candidate, DEM	No Candidate, REP	Douglas Money, IND	Cast Votes	Undervotes	Overvotes	Unresolved write-ins	Vote by Mail Ballots Cast	Early Voting Ballots Cast	Election Day Voting Ballots Cast	Total Ballots Cast	Registered Voters	Turnout Percentage
REED PCT 001	0	0	323	323	138	0	0	43	75	343	461	1,549	29.76%
REED PCT 002	0	0	364	364	129	0	0	64	90	339	493	1,714	28.76%
REED PCT 003	0	0	318	318	126	0	0	55	92	297	444	1,556	28.53%
Totals	0	0	1,005	1,005	393	0	0	162	257	979	1,398	4,819	29.01%

Canvass Results Report

Will County Election Night 4/1/2025

Run Time 12:34 PM

Run Date 04/16/2025

WILL COUNTY, ILLINOIS

CONSOLIDATED ELECTION - APRIL 1, 2025

4/1/2025

Page 231

Official Results

Registered Voters
79978 of 453563 = 17.63%

Precincts Reporting
310 of 310 = 100.00%

REED TOWNSHIP For Highway Commissioner - (Vote for one)

Precinct	John J. Dixon, Jr., DEM	Alexander Frandsen, REP	Cast Votes	Undervotes	Overvotes	Unresolved write-ins	Vote by Mail Ballots Cast	Early Voting Ballots Cast	Election Day Voting Ballots Cast	Total Ballots Cast	Registered Voters	Turnout Percentage
REED PCT 001	248	185	433	28	0	0	43	75	343	461	1,549	29.76%
REED PCT 002	236	226	462	31	0	0	64	90	339	493	1,714	28.76%
REED PCT 003	234	188	422	21	1	0	55	92	297	444	1,556	28.53%
Totals	718	599	1,317	80	1	0	162	257	979	1,398	4,819	29.01%

Canvass Results Report

Will County Election Night 4/1/2025

Run Time 12:34 PM

Run Date 04/16/2025

WILL COUNTY, ILLINOIS

CONSOLIDATED ELECTION - APRIL 1, 2025

4/1/2025

Page 232

Official Results

Registered Voters
79978 of 453563 = 17.63%

Precincts Reporting
310 of 310 = 100.00%

REED TOWNSHIP For Collector - (Vote for one)

Precinct	No Candidate, DEM	No Candidate, REP	Cast Votes	Undervotes	Overvotes	Unresolved write-ins	Vote by Mail Ballots Cast	Early Voting Ballots Cast	Election Day Voting Ballots Cast	Total Ballots Cast	Registered Voters	Turnout Percentage
REED PCT 001	0	0	0	0	0	0	43	75	343	461	1,549	29.76%
REED PCT 002	0	0	0	0	0	0	64	90	339	493	1,714	28.76%
REED PCT 003	0	0	0	0	0	0	55	92	297	444	1,556	28.53%
Totals	0	0	0	0	0	0	162	257	979	1,398	4,819	29.01%

Canvass Results Report

Will County Election Night 4/1/2025

Run Time 12:34 PM

Run Date 04/16/2025

WILL COUNTY, ILLINOIS

CONSOLIDATED ELECTION - APRIL 1, 2025

4/1/2025

Page 233

Official Results

Registered Voters
79978 of 453563 = 17.63%

Precincts Reporting
310 of 310 = 100.00%

REED TOWNSHIP For Trustee - (Vote for not more than four)

Precinct	Scott Favero, DEM	Pamela Tessier, DEM	Adam Beatty, REP	Christopher Earling, REP	Thomas D. Sforza, Jr., REP	Ken C. Corbin, IND	Cast Votes	Undervotes	Overvotes	Unresolved write-ins	Vote by Mail Ballots Cast	Early Voting Ballots Cast	Election Day Voting Ballots Cast	Total Ballots Cast	Registered Voters	Turnout Percentage
REED PCT 001	244	187	148	174	184	221	1,158	678	2	0	43	75	343	461	1,549	29.76%
REED PCT 002	241	207	220	228	233	254	1,383	589	0	0	64	90	339	493	1,714	28.76%
REED PCT 003	244	183	184	191	187	221	1,210	566	0	0	55	92	297	444	1,556	28.53%
Totals	729	577	552	593	604	696	3,751	1,833	2	0	162	257	979	1,398	4,819	29.01%

Canvass Results Report

Will County Election Night 4/1/2025

Run Time 12:34 PM

Run Date 04/16/2025

WILL COUNTY, ILLINOIS

CONSOLIDATED ELECTION - APRIL 1, 2025

4/1/2025

Page 234

Official Results

Registered Voters
79978 of 453563 = 17.63%

Precincts Reporting
310 of 310 = 100.00%

TROY TOWNSHIP For Supervisor - (Vote for one)

Precinct	Joseph D. Baltz, REP	No Candidate, DEM	Cast Votes	Undervotes	Overvotes	Unresolved write-ins	Vote by Mail Ballots Cast	Early Voting Ballots Cast	Election Day Voting Ballots Cast	Total Ballots Cast	Registered Voters	Turnout Percentage
TROY PCT 001	116	0	116	53	0	0	66	14	89	169	2,852	5.93%
TROY PCT 002	61	0	61	38	0	0	29	15	55	99	1,840	5.38%
TROY PCT 003	115	0	115	38	0	0	53	10	90	153	1,250	12.24%
TROY PCT 004	142	0	142	47	0	0	46	27	116	189	1,218	15.52%
TROY PCT 005	145	0	145	69	0	0	86	36	92	214	1,095	19.54%
TROY PCT 006	71	0	71	29	0	0	27	11	62	100	933	10.72%
TROY PCT 007	113	0	113	67	0	0	86	43	51	180	2,124	8.47%
TROY PCT 008	206	0	206	83	0	0	102	40	147	289	2,057	14.05%
TROY PCT 009	147	0	147	59	0	0	45	39	122	206	1,277	16.13%
TROY PCT 010	137	0	137	42	0	0	44	36	99	179	1,738	10.30%
TROY PCT 011	291	0	291	136	0	0	106	96	225	427	1,554	27.48%
TROY PCT 012	150	0	150	60	0	0	34	41	135	210	874	24.03%
TROY PCT 013	241	0	241	79	0	0	113	65	142	320	1,827	17.52%
TROY PCT 014	187	0	187	69	0	0	79	35	142	256	1,956	13.09%
TROY PCT 015	123	0	123	46	0	0	45	31	93	169	1,294	13.06%
TROY PCT 016	230	0	230	112	0	0	99	77	166	342	1,897	18.03%
TROY PCT 017	153	0	153	59	0	0	59	51	102	212	1,672	12.68%
TROY PCT 018	119	0	119	64	0	0	56	29	98	183	1,583	11.56%
TROY PCT 019	82	0	82	51	0	0	23	32	78	133	1,839	7.23%
TROY PCT 020	98	0	98	36	0	0	33	35	66	134	1,661	8.07%
TROY PCT 021	97	0	97	36	0	0	36	20	77	133	1,719	7.74%

Canvass Results Report

Will County Election Night 4/1/2025

Run Time 12:34 PM

Run Date 04/16/2025

WILL COUNTY, ILLINOIS

CONSOLIDATED ELECTION - APRIL 1, 2025

4/1/2025

Page 235

Official Results

Registered Voters
79978 of 453563 = 17.63%

Precincts Reporting
310 of 310 = 100.00%

TROY TOWNSHIP For Supervisor - (Vote for one)

Precinct	Joseph D. Baltz, REP	No Candidate, DEM	Cast Votes	Undervotes	Overvotes	Unresolved write-ins	Vote by Mail Ballots Cast	Early Voting Ballots Cast	Election Day Voting Ballots Cast	Total Ballots Cast	Registered Voters	Turnout Percentage
TROY PCT 022	83	0	83	13	0	0	23	9	64	96	682	14.08%
Totals	3,107	0	3,107	1,286	0	0	1,290	792	2,311	4,393	34,942	12.57%

Canvass Results Report

Will County Election Night 4/1/2025

Run Time 12:34 PM

Run Date 04/16/2025

WILL COUNTY, ILLINOIS

CONSOLIDATED ELECTION - APRIL 1, 2025

4/1/2025

Page 236

Official Results

Registered Voters
79978 of 453563 = 17.63%

Precincts Reporting
310 of 310 = 100.00%

TROY TOWNSHIP For Clerk - (Vote for one)

Precinct	Lawrence "Larry" Ryan, REP	No Candidate, DEM	Cast Votes	Undervotes	Overvotes	Unresolved write-ins	Vote by Mail Ballots Cast	Early Voting Ballots Cast	Election Day Voting Ballots Cast	Total Ballots Cast	Registered Voters	Turnout Percentage
TROY PCT 001	117	0	117	52	0	0	66	14	89	169	2,852	5.93%
TROY PCT 002	59	0	59	40	0	0	29	15	55	99	1,840	5.38%
TROY PCT 003	112	0	112	41	0	0	53	10	90	153	1,250	12.24%
TROY PCT 004	142	0	142	47	0	0	46	27	116	189	1,218	15.52%
TROY PCT 005	153	0	153	61	0	0	86	36	92	214	1,095	19.54%
TROY PCT 006	69	0	69	31	0	0	27	11	62	100	933	10.72%
TROY PCT 007	115	0	115	65	0	0	86	43	51	180	2,124	8.47%
TROY PCT 008	206	0	206	83	0	0	102	40	147	289	2,057	14.05%
TROY PCT 009	143	0	143	63	0	0	45	39	122	206	1,277	16.13%
TROY PCT 010	128	0	128	51	0	0	44	36	99	179	1,738	10.30%
TROY PCT 011	308	0	308	119	0	0	106	96	225	427	1,554	27.48%
TROY PCT 012	149	0	149	61	0	0	34	41	135	210	874	24.03%
TROY PCT 013	231	0	231	89	0	0	113	65	142	320	1,827	17.52%
TROY PCT 014	184	0	184	72	0	0	79	35	142	256	1,956	13.09%
TROY PCT 015	118	0	118	51	0	0	45	31	93	169	1,294	13.06%
TROY PCT 016	229	0	229	113	0	0	99	77	166	342	1,897	18.03%
TROY PCT 017	149	0	149	63	0	0	59	51	102	212	1,672	12.68%
TROY PCT 018	121	0	121	62	0	0	56	29	98	183	1,583	11.56%
TROY PCT 019	83	0	83	50	0	0	23	32	78	133	1,839	7.23%
TROY PCT 020	93	0	93	41	0	0	33	35	66	134	1,661	8.07%
TROY PCT 021	96	0	96	37	0	0	36	20	77	133	1,719	7.74%

Canvass Results Report

Will County Election Night 4/1/2025

Run Time 12:34 PM

Run Date 04/16/2025

WILL COUNTY, ILLINOIS

CONSOLIDATED ELECTION - APRIL 1, 2025

4/1/2025

Page 237

Official Results

Registered Voters
79978 of 453563 = 17.63%

Precincts Reporting
310 of 310 = 100.00%

TROY TOWNSHIP For Clerk - (Vote for one)

Precinct	Lawrence "Larry" Ryan, REP	No Candidate, DEM	Cast Votes	Undervotes	Overvotes	Unresolved write-ins	Vote by Mail Ballots Cast	Early Voting Ballots Cast	Election Day Voting Ballots Cast	Total Ballots Cast	Registered Voters	Turnout Percentage
TROY PCT 022	78	0	78	18	0	0	23	9	64	96	682	14.08%
Totals	3,083	0	3,083	1,310	0	0	1,290	792	2,311	4,393	34,942	12.57%

Canvass Results Report

Will County Election Night 4/1/2025

Run Time 12:34 PM
Run Date 04/16/2025

WILL COUNTY, ILLINOIS

CONSOLIDATED ELECTION - APRIL 1, 2025

4/1/2025
Page 238

Official Results

Registered Voters
79978 of 453563 = 17.63%
Precincts Reporting
310 of 310 = 100.00%

TROY TOWNSHIP For Assessor - (Vote for one)

Precinct	Kimberly Anderson, REP	No Candidate, DEM	Jan'ee (Jan Breen) Roedel, IND	Cast Votes	Undervotes	Overvotes	Unresolved write-ins	Vote by Mail Ballots Cast	Early Voting Ballots Cast	Election Day Voting Ballots Cast	Total Ballots Cast	Registered Voters	Turnout Percentage
TROY PCT 001	79	0	74	153	16	0	0	66	14	89	169	2,852	5.93%
TROY PCT 002	44	0	39	83	14	2	0	29	15	55	99	1,840	5.38%
TROY PCT 003	86	0	56	142	10	1	0	53	10	90	153	1,250	12.24%
TROY PCT 004	107	0	70	177	12	0	0	46	27	116	189	1,218	15.52%
TROY PCT 005	123	0	62	185	29	0	0	86	36	92	214	1,095	19.54%
TROY PCT 006	49	0	40	89	11	0	0	27	11	62	100	933	10.72%
TROY PCT 007	84	0	72	156	21	3	0	86	43	51	180	2,124	8.47%
TROY PCT 008	179	0	70	249	40	0	0	102	40	147	289	2,057	14.05%
TROY PCT 009	114	0	67	181	25	0	0	45	39	122	206	1,277	16.13%
TROY PCT 010	104	0	67	171	8	0	0	44	36	99	179	1,738	10.30%
TROY PCT 011	253	0	110	363	64	0	0	106	96	225	427	1,554	27.48%
TROY PCT 012	122	0	60	182	28	0	0	34	41	135	210	874	24.03%
TROY PCT 013	197	0	104	301	18	1	0	113	65	142	320	1,827	17.52%
TROY PCT 014	149	0	87	236	20	0	0	79	35	142	256	1,956	13.09%
TROY PCT 015	96	0	57	153	14	2	0	45	31	93	169	1,294	13.06%
TROY PCT 016	159	0	124	283	59	0	0	99	77	166	342	1,897	18.03%
TROY PCT 017	129	0	63	192	19	1	0	59	51	102	212	1,672	12.68%
TROY PCT 018	82	0	71	153	29	1	0	56	29	98	183	1,583	11.56%
TROY PCT 019	52	0	63	115	18	0	0	23	32	78	133	1,839	7.23%
TROY PCT 020	69	0	52	121	11	2	0	33	35	66	134	1,661	8.07%
TROY PCT 021	87	0	36	123	9	1	0	36	20	77	133	1,719	7.74%

Canvass Results Report

Will County Election Night 4/1/2025

Run Time 12:34 PM

Run Date 04/16/2025

WILL COUNTY, ILLINOIS

CONSOLIDATED ELECTION - APRIL 1, 2025

4/1/2025

Page 239

Official Results

Registered Voters
79978 of 453563 = 17.63%

Precincts Reporting
310 of 310 = 100.00%

TROY TOWNSHIP For Assessor - (Vote for one)

Precinct	Kimberly Anderson, REP	No Candidate, DEM	Jan'ee (Jan Breen) Roedel, IND	Cast Votes	Undervotes	Overvotes	Unresolved write-ins	Vote by Mail Ballots Cast	Early Voting Ballots Cast	Election Day Voting Ballots Cast	Total Ballots Cast	Registered Voters	Turnout Percentage
TROY PCT 022	69	0	22	91	5	0	0	23	9	64	96	682	14.08%
Totals	2,433	0	1,466	3,899	480	14	0	1,290	792	2,311	4,393	34,942	12.57%

Canvass Results Report

Will County Election Night 4/1/2025

Run Time 12:34 PM
Run Date 04/16/2025

WILL COUNTY, ILLINOIS

CONSOLIDATED ELECTION - APRIL 1, 2025

4/1/2025
Page 240

Official Results

Registered Voters
79978 of 453563 = 17.63%
Precincts Reporting
310 of 310 = 100.00%

TROY TOWNSHIP For Highway Commissioner - (Vote for one)

Precinct	Thomas R. Ward, REP	No Candidate, DEM	Cast Votes	Undervotes	Overvotes	Unresolved write-ins	Vote by Mail Ballots Cast	Early Voting Ballots Cast	Election Day Voting Ballots Cast	Total Ballots Cast	Registered Voters	Turnout Percentage
TROY PCT 001	112	0	112	57	0	0	66	14	89	169	2,852	5.93%
TROY PCT 002	62	0	62	37	0	0	29	15	55	99	1,840	5.38%
TROY PCT 003	112	0	112	41	0	0	53	10	90	153	1,250	12.24%
TROY PCT 004	141	0	141	48	0	0	46	27	116	189	1,218	15.52%
TROY PCT 005	151	0	151	63	0	0	86	36	92	214	1,095	19.54%
TROY PCT 006	73	0	73	27	0	0	27	11	62	100	933	10.72%
TROY PCT 007	114	0	114	66	0	0	86	43	51	180	2,124	8.47%
TROY PCT 008	203	0	203	86	0	0	102	40	147	289	2,057	14.05%
TROY PCT 009	147	0	147	59	0	0	45	39	122	206	1,277	16.13%
TROY PCT 010	127	0	127	52	0	0	44	36	99	179	1,738	10.30%
TROY PCT 011	301	0	301	126	0	0	106	96	225	427	1,554	27.48%
TROY PCT 012	146	0	146	64	0	0	34	41	135	210	874	24.03%
TROY PCT 013	238	0	238	82	0	0	113	65	142	320	1,827	17.52%
TROY PCT 014	188	0	188	68	0	0	79	35	142	256	1,956	13.09%
TROY PCT 015	128	0	128	41	0	0	45	31	93	169	1,294	13.06%
TROY PCT 016	221	0	221	121	0	0	99	77	166	342	1,897	18.03%
TROY PCT 017	147	0	147	65	0	0	59	51	102	212	1,672	12.68%
TROY PCT 018	120	0	120	63	0	0	56	29	98	183	1,583	11.56%
TROY PCT 019	79	0	79	54	0	0	23	32	78	133	1,839	7.23%
TROY PCT 020	93	0	93	41	0	0	33	35	66	134	1,661	8.07%
TROY PCT 021	99	0	99	34	0	0	36	20	77	133	1,719	7.74%

Canvass Results Report

Will County Election Night 4/1/2025

Run Time 12:34 PM

Run Date 04/16/2025

WILL COUNTY, ILLINOIS

CONSOLIDATED ELECTION - APRIL 1, 2025

4/1/2025

Page 241

Official Results

Registered Voters
79978 of 453563 = 17.63%

Precincts Reporting
310 of 310 = 100.00%

TROY TOWNSHIP For Highway Commissioner - (Vote for one)

Precinct	Thomas R. Ward, REP	No Candidate, DEM	Cast Votes	Undervotes	Overvotes	Unresolved write-ins	Vote by Mail Ballots Cast	Early Voting Ballots Cast	Election Day Voting Ballots Cast	Total Ballots Cast	Registered Voters	Turnout Percentage
TROY PCT 022	84	0	84	12	0	0	23	9	64	96	682	14.08%
Totals	3,086	0	3,086	1,307	0	0	1,290	792	2,311	4,393	34,942	12.57%

Canvass Results Report

Will County Election Night 4/1/2025

Run Time 12:34 PM
Run Date 04/16/2025

WILL COUNTY, ILLINOIS

CONSOLIDATED ELECTION - APRIL 1, 2025

4/1/2025
Page 242

Official Results

Registered Voters
79978 of 453563 = 17.63%
Precincts Reporting
310 of 310 = 100.00%

TROY TOWNSHIP For Collector - (Vote for one)

Precinct	Dawn Damiani, REP	No Candidate, DEM	Cast Votes	Undervotes	Overvotes	Unresolved write-ins	Vote by Mail Ballots Cast	Early Voting Ballots Cast	Election Day Voting Ballots Cast	Total Ballots Cast	Registered Voters	Turnout Percentage
TROY PCT 001	110	0	110	59	0	0	66	14	89	169	2,852	5.93%
TROY PCT 002	59	0	59	40	0	0	29	15	55	99	1,840	5.38%
TROY PCT 003	109	0	109	44	0	0	53	10	90	153	1,250	12.24%
TROY PCT 004	137	0	137	52	0	0	46	27	116	189	1,218	15.52%
TROY PCT 005	142	0	142	72	0	0	86	36	92	214	1,095	19.54%
TROY PCT 006	66	0	66	34	0	0	27	11	62	100	933	10.72%
TROY PCT 007	112	0	112	68	0	0	86	43	51	180	2,124	8.47%
TROY PCT 008	197	0	197	92	0	0	102	40	147	289	2,057	14.05%
TROY PCT 009	133	0	133	73	0	0	45	39	122	206	1,277	16.13%
TROY PCT 010	123	0	123	56	0	0	44	36	99	179	1,738	10.30%
TROY PCT 011	265	0	265	162	0	0	106	96	225	427	1,554	27.48%
TROY PCT 012	139	0	139	71	0	0	34	41	135	210	874	24.03%
TROY PCT 013	231	0	231	89	0	0	113	65	142	320	1,827	17.52%
TROY PCT 014	180	0	180	76	0	0	79	35	142	256	1,956	13.09%
TROY PCT 015	121	0	121	48	0	0	45	31	93	169	1,294	13.06%
TROY PCT 016	211	0	211	131	0	0	99	77	166	342	1,897	18.03%
TROY PCT 017	145	0	145	67	0	0	59	51	102	212	1,672	12.68%
TROY PCT 018	119	0	119	64	0	0	56	29	98	183	1,583	11.56%
TROY PCT 019	80	0	80	53	0	0	23	32	78	133	1,839	7.23%
TROY PCT 020	87	0	87	47	0	0	33	35	66	134	1,661	8.07%
TROY PCT 021	95	0	95	38	0	0	36	20	77	133	1,719	7.74%

Canvass Results Report

Will County Election Night 4/1/2025

Run Time 12:34 PM

Run Date 04/16/2025

WILL COUNTY, ILLINOIS

CONSOLIDATED ELECTION - APRIL 1, 2025

4/1/2025

Page 243

Official Results

Registered Voters
79978 of 453563 = 17.63%

Precincts Reporting
310 of 310 = 100.00%

TROY TOWNSHIP For Collector - (Vote for one)

Precinct	Dawn Damiani, REP	No Candidate, DEM	Cast Votes	Undervotes	Overvotes	Unresolved write-ins	Vote by Mail Ballots Cast	Early Voting Ballots Cast	Election Day Voting Ballots Cast	Total Ballots Cast	Registered Voters	Turnout Percentage
TROY PCT 022	79	0	79	17	0	0	23	9	64	96	682	14.08%
Totals	2,940	0	2,940	1,453	0	0	1,290	792	2,311	4,393	34,942	12.57%

Canvass Results Report

Will County Election Night 4/1/2025

Run Time 12:34 PM
Run Date 04/16/2025

WILL COUNTY, ILLINOIS

CONSOLIDATED ELECTION - APRIL 1, 2025

4/1/2025
Page 244

Official Results

Registered Voters
79978 of 453563 = 17.63%
Precincts Reporting
310 of 310 = 100.00%

TROY TOWNSHIP For Trustee - (Vote for not more than four)

Precinct	Brett Wheeler, REP	Bryan W. Kopman, REP	Jerome Nudera, Jr., REP	Johnnie D. Greenwood, REP	No Candidate, DEM	Cast Votes	Undervotes	Overvotes	Unresolved write-ins	Vote by Mail Ballots Cast	Early Voting Ballots Cast	Election Day Voting Ballots Cast	Total Ballots Cast	Registered Voters	Turnout Percentage
TROY PCT 001	89	81	78	72	0	320	356	0	0	66	14	89	169	2,852	5.93%
TROY PCT 002	50	41	43	43	0	177	219	0	0	29	15	55	99	1,840	5.38%
TROY PCT 003	95	84	77	72	0	328	284	0	0	53	10	90	153	1,250	12.24%
TROY PCT 004	117	104	102	104	0	427	329	0	0	46	27	116	189	1,218	15.52%
TROY PCT 005	130	121	107	110	0	468	388	0	0	86	36	92	214	1,095	19.54%
TROY PCT 006	57	57	49	54	0	217	183	0	0	27	11	62	100	933	10.72%
TROY PCT 007	90	81	82	83	0	336	384	0	0	86	43	51	180	2,124	8.47%
TROY PCT 008	178	161	142	140	0	621	535	0	0	102	40	147	289	2,057	14.05%
TROY PCT 009	112	100	99	100	0	411	413	0	0	45	39	122	206	1,277	16.13%
TROY PCT 010	107	94	84	102	0	387	329	0	0	44	36	99	179	1,738	10.30%
TROY PCT 011	226	239	197	195	0	857	851	0	0	106	96	225	427	1,554	27.48%
TROY PCT 012	111	111	91	90	0	403	437	0	0	34	41	135	210	874	24.03%
TROY PCT 013	206	197	183	185	0	771	509	0	0	113	65	142	320	1,827	17.52%
TROY PCT 014	143	147	128	124	0	542	482	0	0	79	35	142	256	1,956	13.09%
TROY PCT 015	103	91	88	93	0	375	301	0	0	45	31	93	169	1,294	13.06%
TROY PCT 016	181	171	143	152	0	647	721	0	0	99	77	166	342	1,897	18.03%
TROY PCT 017	121	121	108	106	0	456	392	0	0	59	51	102	212	1,672	12.68%
TROY PCT 018	95	86	82	78	0	341	391	0	0	56	29	98	183	1,583	11.56%
TROY PCT 019	64	56	54	57	0	231	301	0	0	23	32	78	133	1,839	7.23%
TROY PCT 020	74	71	71	73	0	289	247	0	0	33	35	66	134	1,661	8.07%
TROY PCT 021	83	78	74	72	0	307	225	0	0	36	20	77	133	1,719	7.74%

Canvass Results Report

Will County Election Night 4/1/2025

Run Time 12:34 PM

Run Date 04/16/2025

WILL COUNTY, ILLINOIS

CONSOLIDATED ELECTION - APRIL 1, 2025

4/1/2025

Page 245

Official Results

Registered Voters
79978 of 453563 = 17.63%

Precincts Reporting
310 of 310 = 100.00%

TROY TOWNSHIP For Trustee - (Vote for not more than four)

Precinct	Brett Wheeler, REP	Bryan W. Kopman, REP	Jerome Nudera, Jr., REP	Johnnie D. Greenwood, REP	No Candidate, DEM	Cast Votes	Undervotes	Overvotes	Unresolved write-ins	Vote by Mail Ballots Cast	Early Voting Ballots Cast	Election Day Voting Ballots Cast	Total Ballots Cast	Registered Voters	Turnout Percentage
TROY PCT 022	70	65	63	68	0	266	118	0	0	23	9	64	96	682	14.08%
Totals	2,502	2,357	2,145	2,173	0	9,177	8,395	0	0	1,290	792	2,311	4,393	34,942	12.57%

Canvass Results Report

Will County Election Night 4/1/2025

Run Time 12:34 PM

Run Date 04/16/2025

WILL COUNTY, ILLINOIS

CONSOLIDATED ELECTION - APRIL 1, 2025

4/1/2025

Page 246

Official Results

Registered Voters
79978 of 453563 = 17.63%

Precincts Reporting
310 of 310 = 100.00%

WASHINGTON TOWNSHIP For Supervisor - (Vote for one)

Precinct	Michael E. Stanula, REP	No Candidate, DEM	Cast Votes	Undervotes	Overvotes	Unresolved write-ins	Vote by Mail Ballots Cast	Early Voting Ballots Cast	Election Day Voting Ballots Cast	Total Ballots Cast	Registered Voters	Turnout Percentage
WASHINGTON PCT 001	233	0	233	71	0	0	36	58	210	304	1,394	21.81%
WASHINGTON PCT 002	193	0	193	53	0	0	24	46	176	246	1,728	14.24%
WASHINGTON PCT 003	171	0	171	36	0	0	39	30	138	207	1,303	15.89%
Totals	597	0	597	160	0	0	99	134	524	757	4,425	17.11%

Canvass Results Report

Will County Election Night 4/1/2025

Run Time 12:34 PM

Run Date 04/16/2025

WILL COUNTY, ILLINOIS

CONSOLIDATED ELECTION - APRIL 1, 2025

4/1/2025

Page 247

Official Results

Registered Voters
79978 of 453563 = 17.63%

Precincts Reporting
310 of 310 = 100.00%

WASHINGTON TOWNSHIP For Clerk - (Vote for one)

Precinct	Joseph W. Burgess, REP	No Candidate, DEM	Cast Votes	Undervotes	Overvotes	Unresolved write-ins	Vote by Mail Ballots Cast	Early Voting Ballots Cast	Election Day Voting Ballots Cast	Total Ballots Cast	Registered Voters	Turnout Percentage
WASHINGTON PCT 001	240	0	240	64	0	0	36	58	210	304	1,394	21.81%
WASHINGTON PCT 002	193	0	193	53	0	0	24	46	176	246	1,728	14.24%
WASHINGTON PCT 003	182	0	182	25	0	0	39	30	138	207	1,303	15.89%
Totals	615	0	615	142	0	0	99	134	524	757	4,425	17.11%

Canvass Results Report

Will County Election Night 4/1/2025

Run Time 12:34 PM

Run Date 04/16/2025

WILL COUNTY, ILLINOIS

CONSOLIDATED ELECTION - APRIL 1, 2025

4/1/2025

Page 248

Official Results

Registered Voters
79978 of 453563 = 17.63%

Precincts Reporting
310 of 310 = 100.00%

WASHINGTON TOWNSHIP For Assessor - (Vote for one)

Precinct	Patricia Peters, REP	No Candidate, DEM	Cast Votes	Undervotes	Overvotes	Unresolved write-ins	Vote by Mail Ballots Cast	Early Voting Ballots Cast	Election Day Voting Ballots Cast	Total Ballots Cast	Registered Voters	Turnout Percentage
WASHINGTON PCT 001	234	0	234	70	0	0	36	58	210	304	1,394	21.81%
WASHINGTON PCT 002	199	0	199	47	0	0	24	46	176	246	1,728	14.24%
WASHINGTON PCT 003	170	0	170	37	0	0	39	30	138	207	1,303	15.89%
Totals	603	0	603	154	0	0	99	134	524	757	4,425	17.11%

Canvass Results Report

Will County Election Night 4/1/2025

Run Time 12:34 PM

Run Date 04/16/2025

WILL COUNTY, ILLINOIS

CONSOLIDATED ELECTION - APRIL 1, 2025

4/1/2025

Page 249

Official Results

Registered Voters
79978 of 453563 = 17.63%

Precincts Reporting
310 of 310 = 100.00%

WASHINGTON TOWNSHIP For Highway Commissioner - (Vote for one)

Precinct	Michael R. Smith, REP	No Candidate, DEM	Cast Votes	Undervotes	Overvotes	Unresolved write-ins	Vote by Mail Ballots Cast	Early Voting Ballots Cast	Election Day Voting Ballots Cast	Total Ballots Cast	Registered Voters	Turnout Percentage
WASHINGTON PCT 001	233	0	233	71	0	0	36	58	210	304	1,394	21.81%
WASHINGTON PCT 002	191	0	191	55	0	0	24	46	176	246	1,728	14.24%
WASHINGTON PCT 003	165	0	165	42	0	0	39	30	138	207	1,303	15.89%
Totals	589	0	589	168	0	0	99	134	524	757	4,425	17.11%

Canvass Results Report

Will County Election Night 4/1/2025

Run Time 12:34 PM

Run Date 04/16/2025

WILL COUNTY, ILLINOIS

CONSOLIDATED ELECTION - APRIL 1, 2025

4/1/2025

Page 250

Official Results

Registered Voters
79978 of 453563 = 17.63%

Precincts Reporting
310 of 310 = 100.00%

WASHINGTON TOWNSHIP For Collector - (Vote for one)

Precinct	No Candidate, REP	No Candidate, DEM	Cast Votes	Undervotes	Overvotes	Unresolved write-ins	Vote by Mail Ballots Cast	Early Voting Ballots Cast	Election Day Voting Ballots Cast	Total Ballots Cast	Registered Voters	Turnout Percentage
WASHINGTON PCT 001	0	0	0	0	0	0	36	58	210	304	1,394	21.81%
WASHINGTON PCT 002	0	0	0	0	0	0	24	46	176	246	1,728	14.24%
WASHINGTON PCT 003	0	0	0	0	0	0	39	30	138	207	1,303	15.89%
Totals	0	0	0	0	0	0	99	134	524	757	4,425	17.11%

Canvass Results Report

Will County Election Night 4/1/2025

Run Time 12:34 PM

Run Date 04/16/2025

WILL COUNTY, ILLINOIS

CONSOLIDATED ELECTION - APRIL 1, 2025

4/1/2025

Page 251

Official Results

Registered Voters
79978 of 453563 = 17.63%

Precincts Reporting
310 of 310 = 100.00%

WASHINGTON TOWNSHIP For Trustee - (Vote for not more than four)

Precinct	Tracy Heldt, REP	Mark Herlitz, REP	Paul Goldrick, REP	No Candidate, DEM	Cast Votes	Undervotes	Overvotes	Unresolved write-ins	Vote by Mail Ballots Cast	Early Voting Ballots Cast	Election Day Voting Ballots Cast	Total Ballots Cast	Registered Voters	Turnout Percentage
WASHINGTON PCT 001	189	165	181	0	535	377	0	0	36	58	210	304	1,394	21.81%
WASHINGTON PCT 002	164	137	142	0	443	295	0	0	24	46	176	246	1,728	14.24%
WASHINGTON PCT 003	154	136	138	0	428	193	0	0	39	30	138	207	1,303	15.89%
Totals	507	438	461	0	1,406	865	0	0	99	134	524	757	4,425	17.11%

Canvass Results Report

Will County Election Night 4/1/2025

Run Time 12:34 PM

Run Date 04/16/2025

WILL COUNTY, ILLINOIS

CONSOLIDATED ELECTION - APRIL 1, 2025

4/1/2025

Page 252

Official Results

Registered Voters
79978 of 453563 = 17.63%

Precincts Reporting
310 of 310 = 100.00%

WASHINGTON TOWNSHIP For Community Building Manager - (Vote for not more than three)

Precinct	Daniel Waterman	Stacy Mazurek	Cast Votes	Undervotes	Overvotes	Unresolved write-ins	Vote by Mail Ballots Cast	Early Voting Ballots Cast	Election Day Voting Ballots Cast	Total Ballots Cast	Registered Voters	Turnout Percentage
WASHINGTON PCT 001	205	120	325	283	0	0	36	58	210	304	1,394	21.81%
WASHINGTON PCT 002	156	112	268	224	0	0	24	46	176	246	1,728	14.24%
WASHINGTON PCT 003	162	107	269	145	0	0	39	30	138	207	1,303	15.89%
Totals	523	339	862	652	0	0	99	134	524	757	4,425	17.11%

Canvass Results Report

Will County Election Night 4/1/2025

Run Time 12:34 PM

Run Date 04/16/2025

WILL COUNTY, ILLINOIS

CONSOLIDATED ELECTION - APRIL 1, 2025

4/1/2025

Page 253

Official Results

Registered Voters
79978 of 453563 = 17.63%

Precincts Reporting
310 of 310 = 100.00%

WESLEY TOWNSHIP For Supervisor - (Vote for one)

Precinct	Mike Medlin, IND	Cast Votes	Undervotes	Overvotes	Unresolved write-ins	Vote by Mail Ballots Cast	Early Voting Ballots Cast	Election Day Voting Ballots Cast	Total Ballots Cast	Registered Voters	Turnout Percentage
WESLEY PCT 001	253	253	56	0	0	56	9	244	309	1,511	20.45%
Totals	253	253	56	0	0	56	9	244	309	1,511	20.45%

Canvass Results Report

Will County Election Night 4/1/2025

Run Time 12:34 PM

Run Date 04/16/2025

WILL COUNTY, ILLINOIS

CONSOLIDATED ELECTION - APRIL 1, 2025

4/1/2025

Page 254

Official Results

Registered Voters
79978 of 453563 = 17.63%

Precincts Reporting
310 of 310 = 100.00%

WESLEY TOWNSHIP For Clerk - (Vote for one)

Precinct	Sherry Yakima, IND	Cast Votes	Undervotes	Overvotes	Unresolved write-ins	Vote by Mail Ballots Cast	Early Voting Ballots Cast	Election Day Voting Ballots Cast	Total Ballots Cast	Registered Voters	Turnout Percentage
WESLEY PCT 001	259	259	50	0	0	56	9	244	309	1,511	20.45%
Totals	259	259	50	0	0	56	9	244	309	1,511	20.45%

Canvass Results Report

Will County Election Night 4/1/2025

Run Time 12:34 PM

Run Date 04/16/2025

WILL COUNTY, ILLINOIS

CONSOLIDATED ELECTION - APRIL 1, 2025

4/1/2025

Page 255

Official Results

Registered Voters
79978 of 453563 = 17.63%

Precincts Reporting
310 of 310 = 100.00%

WESLEY TOWNSHIP For Assessor - (Vote for one)

Precinct	Jennifer A. Freis, IND	Cast Votes	Undervotes	Overvotes	Unresolved write-ins	Vote by Mail Ballots Cast	Early Voting Ballots Cast	Election Day Voting Ballots Cast	Total Ballots Cast	Registered Voters	Turnout Percentage
WESLEY PCT 001	248	248	61	0	0	56	9	244	309	1,511	20.45%
Totals	248	248	61	0	0	56	9	244	309	1,511	20.45%

Canvass Results Report

Will County Election Night 4/1/2025

Run Time 12:34 PM

Run Date 04/16/2025

WILL COUNTY, ILLINOIS

CONSOLIDATED ELECTION - APRIL 1, 2025

4/1/2025

Page 256

Official Results

Registered Voters
79978 of 453563 = 17.63%

Precincts Reporting
310 of 310 = 100.00%

WESLEY TOWNSHIP For Highway Commissioner - (Vote for one)

Precinct	Leonard C. McCubbin Jr., IND	Cast Votes	Undervotes	Overvotes	Unresolved write-ins	Vote by Mail Ballots Cast	Early Voting Ballots Cast	Election Day Voting Ballots Cast	Total Ballots Cast	Registered Voters	Turnout Percentage
WESLEY PCT 001	246	246	63	0	0	56	9	244	309	1,511	20.45%
Totals	246	246	63	0	0	56	9	244	309	1,511	20.45%

Canvass Results Report

Will County Election Night 4/1/2025

Run Time 12:34 PM

Run Date 04/16/2025

WILL COUNTY, ILLINOIS

CONSOLIDATED ELECTION - APRIL 1, 2025

4/1/2025

Page 257

Official Results

Registered Voters
79978 of 453563 = 17.63%

Precincts Reporting
310 of 310 = 100.00%

WESLEY TOWNSHIP For Collector - (Vote for one)

Precinct	No Candidate	Cast Votes	Undervotes	Overvotes	Unresolved write-ins	Vote by Mail Ballots Cast	Early Voting Ballots Cast	Election Day Voting Ballots Cast	Total Ballots Cast	Registered Voters	Turnout Percentage
WESLEY PCT 001	0	0	0	0	0	56	9	244	309	1,511	20.45%
Totals	0	0	0	0	0	56	9	244	309	1,511	20.45%

Canvass Results Report

Will County Election Night 4/1/2025

Run Time 12:34 PM

Run Date 04/16/2025

WILL COUNTY, ILLINOIS

CONSOLIDATED ELECTION - APRIL 1, 2025

4/1/2025

Page 258

Official Results

Registered Voters
79978 of 453563 = 17.63%

Precincts Reporting
310 of 310 = 100.00%

WESLEY TOWNSHIP For Trustee - (Vote for not more than four)

Precinct	David Stowe, IND	Carol A. Treadman, IND	Kathleen A. Kennedy, IND	Cast Votes	Undervotes	Overvotes	Unresolved write-ins	Vote by Mail Ballots Cast	Early Voting Ballots Cast	Election Day Voting Ballots Cast	Total Ballots Cast	Registered Voters	Turnout Percentage
WESLEY PCT 001	177	186	159	522	405	0	0	56	9	244	309	1,511	20.45%
Totals	177	186	159	522	405	0	0	56	9	244	309	1,511	20.45%

Canvass Results Report

Will County Election Night 4/1/2025

Run Time 12:34 PM

Run Date 04/16/2025

WILL COUNTY, ILLINOIS

CONSOLIDATED ELECTION - APRIL 1, 2025

4/1/2025

Page 259

Official Results

Registered Voters
79978 of 453563 = 17.63%

Precincts Reporting
310 of 310 = 100.00%

WHEATLAND TOWNSHIP For Supervisor - (Vote for one)

Precinct	Michael Crowner, DEM	Brian Evans, REP	Cast Votes	Undervotes	Overvotes	Unresolved write-ins	Vote by Mail Ballots Cast	Early Voting Ballots Cast	Election Day Voting Ballots Cast	Total Ballots Cast	Registered Voters	Turnout Percentage
WHEATLAND PCT 001	109	61	170	7	0	0	63	31	83	177	1,293	13.69%
WHEATLAND PCT 002	493	334	827	51	0	0	314	360	204	878	2,098	41.85%
WHEATLAND PCT 003	235	145	380	38	0	0	81	165	172	418	1,789	23.37%
WHEATLAND PCT 004	234	76	310	23	0	0	87	128	118	333	2,033	16.38%
WHEATLAND PCT 005	252	173	425	15	0	0	96	184	160	440	1,862	23.63%
WHEATLAND PCT 006	198	116	314	9	0	0	72	104	147	323	1,315	24.56%
WHEATLAND PCT 007	180	117	297	5	0	0	72	110	120	302	1,358	22.24%
WHEATLAND PCT 008	209	99	308	13	0	0	99	85	137	321	1,339	23.97%
WHEATLAND PCT 009	315	150	465	11	0	0	118	159	199	476	1,546	30.79%
WHEATLAND PCT 010	181	166	347	11	0	0	89	134	135	358	1,394	25.68%
WHEATLAND PCT 011	278	156	434	48	0	0	122	232	128	482	1,801	26.76%
WHEATLAND PCT 012	209	131	340	49	0	0	77	195	117	389	1,719	22.63%
WHEATLAND PCT 013	166	134	300	14	0	0	103	121	90	314	1,355	23.17%
WHEATLAND PCT 014	257	177	434	27	0	0	108	212	141	461	1,570	29.36%
WHEATLAND PCT 015	209	159	368	34	0	0	88	170	144	402	1,562	25.74%
WHEATLAND PCT 016	117	146	263	4	0	0	78	63	126	267	1,657	16.11%
WHEATLAND PCT 017	162	62	224	12	0	0	69	66	101	236	1,024	23.05%
WHEATLAND PCT 018	219	162	381	13	0	0	98	153	143	394	1,532	25.72%
WHEATLAND PCT 019	124	55	179	2	0	0	63	21	97	181	1,161	15.59%
WHEATLAND PCT 020	148	119	267	14	0	0	51	94	136	281	1,333	21.08%
WHEATLAND PCT 021	177	120	297	16	0	0	73	108	132	313	1,382	22.65%

Canvass Results Report

Will County Election Night 4/1/2025

Run Time 12:34 PM
Run Date 04/16/2025

WILL COUNTY, ILLINOIS

CONSOLIDATED ELECTION - APRIL 1, 2025

4/1/2025
Page 260

Official Results

Registered Voters
79978 of 453563 = 17.63%

Precincts Reporting
310 of 310 = 100.00%

WHEATLAND TOWNSHIP For Supervisor - (Vote for one)

Precinct	Michael Crowner, DEM	Brian Evans, REP	Cast Votes	Undervotes	Overvotes	Unresolved write-ins	Vote by Mail Ballots Cast	Early Voting Ballots Cast	Election Day Voting Ballots Cast	Total Ballots Cast	Registered Voters	Turnout Percentage
WHEATLAND PCT 022	162	89	251	7	0	0	79	62	117	258	1,923	13.42%
WHEATLAND PCT 023	147	73	220	15	0	0	74	46	115	235	1,891	12.43%
WHEATLAND PCT 024	242	123	365	24	0	0	88	133	168	389	1,950	19.95%
WHEATLAND PCT 025	155	141	296	11	0	0	75	69	163	307	1,722	17.83%
WHEATLAND PCT 026	196	275	471	29	0	0	158	122	220	500	2,208	22.64%
WHEATLAND PCT 027	86	90	176	6	0	0	67	45	70	182	1,160	15.69%
WHEATLAND PCT 028	177	169	346	16	0	0	93	73	196	362	1,965	18.42%
WHEATLAND PCT 029	222	171	393	24	0	0	103	79	235	417	1,826	22.84%
WHEATLAND PCT 030	140	155	295	20	0	0	71	72	172	315	1,831	17.20%
WHEATLAND PCT 031	179	65	244	11	1	0	80	47	129	256	1,410	18.16%
WHEATLAND PCT 032	243	111	354	19	0	0	89	91	193	373	1,802	20.70%
WHEATLAND PCT 033	256	82	338	6	0	0	81	69	194	344	1,682	20.45%
WHEATLAND PCT 034	194	100	294	12	0	0	71	44	191	306	1,390	22.01%
WHEATLAND PCT 035	221	82	303	11	1	0	116	88	111	315	1,138	27.68%
WHEATLAND PCT 036	153	95	248	16	0	0	91	44	129	264	1,476	17.89%
WHEATLAND PCT 037	174	91	265	23	0	0	75	117	96	288	1,451	19.85%
WHEATLAND PCT 038	94	111	205	7	1	0	96	38	79	213	1,192	17.87%
Totals	7,513	4,881	12,394	673	3	0	3,528	4,134	5,408	13,070	60,140	21.73%

Canvass Results Report

Will County Election Night 4/1/2025

Run Time 12:34 PM
Run Date 04/16/2025

WILL COUNTY, ILLINOIS

CONSOLIDATED ELECTION - APRIL 1, 2025

4/1/2025
Page 261

Official Results

Registered Voters
79978 of 453563 = 17.63%
Precincts Reporting
310 of 310 = 100.00%

WHEATLAND TOWNSHIP For Clerk - (Vote for one)

Precinct	Terry Jones, DEM	Robert Whittier, REP	Cast Votes	Undervotes	Overvotes	Unresolved write-ins	Vote by Mail Ballots Cast	Early Voting Ballots Cast	Election Day Voting Ballots Cast	Total Ballots Cast	Registered Voters	Turnout Percentage
WHEATLAND PCT 001	107	63	170	7	0	0	63	31	83	177	1,293	13.69%
WHEATLAND PCT 002	508	335	843	35	0	0	314	360	204	878	2,098	41.85%
WHEATLAND PCT 003	241	144	385	33	0	0	81	165	172	418	1,789	23.37%
WHEATLAND PCT 004	235	76	311	22	0	0	87	128	118	333	2,033	16.38%
WHEATLAND PCT 005	256	170	426	14	0	0	96	184	160	440	1,862	23.63%
WHEATLAND PCT 006	201	113	314	9	0	0	72	104	147	323	1,315	24.56%
WHEATLAND PCT 007	184	116	300	2	0	0	72	110	120	302	1,358	22.24%
WHEATLAND PCT 008	210	103	313	8	0	0	99	85	137	321	1,339	23.97%
WHEATLAND PCT 009	321	150	471	5	0	0	118	159	199	476	1,546	30.79%
WHEATLAND PCT 010	184	167	351	7	0	0	89	134	135	358	1,394	25.68%
WHEATLAND PCT 011	284	154	438	44	0	0	122	232	128	482	1,801	26.76%
WHEATLAND PCT 012	232	120	352	37	0	0	77	195	117	389	1,719	22.63%
WHEATLAND PCT 013	166	138	304	9	1	0	103	121	90	314	1,355	23.17%
WHEATLAND PCT 014	260	186	446	15	0	0	108	212	141	461	1,570	29.36%
WHEATLAND PCT 015	210	170	380	21	1	0	88	170	144	402	1,562	25.74%
WHEATLAND PCT 016	117	147	264	3	0	0	78	63	126	267	1,657	16.11%
WHEATLAND PCT 017	162	66	228	8	0	0	69	66	101	236	1,024	23.05%
WHEATLAND PCT 018	223	163	386	7	1	0	98	153	143	394	1,532	25.72%
WHEATLAND PCT 019	123	54	177	4	0	0	63	21	97	181	1,161	15.59%
WHEATLAND PCT 020	152	117	269	12	0	0	51	94	136	281	1,333	21.08%
WHEATLAND PCT 021	181	124	305	8	0	0	73	108	132	313	1,382	22.65%

Canvass Results Report

Will County Election Night 4/1/2025

Run Time 12:34 PM

Run Date 04/16/2025

WILL COUNTY, ILLINOIS

CONSOLIDATED ELECTION - APRIL 1, 2025

4/1/2025

Page 262

Official Results

Registered Voters
79978 of 453563 = 17.63%

Precincts Reporting
310 of 310 = 100.00%

WHEATLAND TOWNSHIP For Clerk - (Vote for one)

Precinct	Terry Jones, DEM	Robert Whittier, REP	Cast Votes	Undervotes	Overvotes	Unresolved write-ins	Vote by Mail Ballots Cast	Early Voting Ballots Cast	Election Day Voting Ballots Cast	Total Ballots Cast	Registered Voters	Turnout Percentage
WHEATLAND PCT 022	163	89	252	6	0	0	79	62	117	258	1,923	13.42%
WHEATLAND PCT 023	151	73	224	11	0	0	74	46	115	235	1,891	12.43%
WHEATLAND PCT 024	244	129	373	16	0	0	88	133	168	389	1,950	19.95%
WHEATLAND PCT 025	161	140	301	6	0	0	75	69	163	307	1,722	17.83%
WHEATLAND PCT 026	214	264	478	22	0	0	158	122	220	500	2,208	22.64%
WHEATLAND PCT 027	92	82	174	8	0	0	67	45	70	182	1,160	15.69%
WHEATLAND PCT 028	180	172	352	10	0	0	93	73	196	362	1,965	18.42%
WHEATLAND PCT 029	227	178	405	12	0	0	103	79	235	417	1,826	22.84%
WHEATLAND PCT 030	141	160	301	14	0	0	71	72	172	315	1,831	17.20%
WHEATLAND PCT 031	170	73	243	13	0	0	80	47	129	256	1,410	18.16%
WHEATLAND PCT 032	247	103	350	23	0	0	89	91	193	373	1,802	20.70%
WHEATLAND PCT 033	259	79	338	6	0	0	81	69	194	344	1,682	20.45%
WHEATLAND PCT 034	199	94	293	13	0	0	71	44	191	306	1,390	22.01%
WHEATLAND PCT 035	218	87	305	10	0	0	116	88	111	315	1,138	27.68%
WHEATLAND PCT 036	161	89	250	14	0	0	91	44	129	264	1,476	17.89%
WHEATLAND PCT 037	172	92	264	24	0	0	75	117	96	288	1,451	19.85%
WHEATLAND PCT 038	111	95	206	7	0	0	96	38	79	213	1,192	17.87%
Totals	7,667	4,875	12,542	525	3	0	3,528	4,134	5,408	13,070	60,140	21.73%

Canvass Results Report

Will County Election Night 4/1/2025

Run Time 12:34 PM

Run Date 04/16/2025

WILL COUNTY, ILLINOIS

CONSOLIDATED ELECTION - APRIL 1, 2025

4/1/2025

Page 263

Official Results

Registered Voters
79978 of 453563 = 17.63%

Precincts Reporting
310 of 310 = 100.00%

WHEATLAND TOWNSHIP For Assessor - (Vote for one)

Precinct	No Candidate, DEM	Bruce Darata, REP	Cast Votes	Undervotes	Overvotes	Unresolved write-ins	Vote by Mail Ballots Cast	Early Voting Ballots Cast	Election Day Voting Ballots Cast	Total Ballots Cast	Registered Voters	Turnout Percentage
WHEATLAND PCT 001	0	99	99	78	0	0	63	31	83	177	1,293	13.69%
WHEATLAND PCT 002	0	506	506	371	1	0	314	360	204	878	2,098	41.85%
WHEATLAND PCT 003	0	218	218	200	0	0	81	165	172	418	1,789	23.37%
WHEATLAND PCT 004	0	148	148	185	0	0	87	128	118	333	2,033	16.38%
WHEATLAND PCT 005	0	253	253	187	0	0	96	184	160	440	1,862	23.63%
WHEATLAND PCT 006	0	171	171	152	0	0	72	104	147	323	1,315	24.56%
WHEATLAND PCT 007	0	171	171	131	0	0	72	110	120	302	1,358	22.24%
WHEATLAND PCT 008	0	161	161	160	0	0	99	85	137	321	1,339	23.97%
WHEATLAND PCT 009	0	262	262	214	0	0	118	159	199	476	1,546	30.79%
WHEATLAND PCT 010	0	233	233	125	0	0	89	134	135	358	1,394	25.68%
WHEATLAND PCT 011	0	250	250	232	0	0	122	232	128	482	1,801	26.76%
WHEATLAND PCT 012	0	195	195	194	0	0	77	195	117	389	1,719	22.63%
WHEATLAND PCT 013	0	193	193	121	0	0	103	121	90	314	1,355	23.17%
WHEATLAND PCT 014	0	288	288	173	0	0	108	212	141	461	1,570	29.36%
WHEATLAND PCT 015	0	228	228	174	0	0	88	170	144	402	1,562	25.74%
WHEATLAND PCT 016	0	191	191	76	0	0	78	63	126	267	1,657	16.11%
WHEATLAND PCT 017	0	112	112	124	0	0	69	66	101	236	1,024	23.05%
WHEATLAND PCT 018	0	236	236	158	0	0	98	153	143	394	1,532	25.72%
WHEATLAND PCT 019	0	87	87	94	0	0	63	21	97	181	1,161	15.59%
WHEATLAND PCT 020	0	154	154	126	1	0	51	94	136	281	1,333	21.08%
WHEATLAND PCT 021	0	177	177	136	0	0	73	108	132	313	1,382	22.65%

Canvass Results Report

Will County Election Night 4/1/2025

Run Time 12:34 PM

Run Date 04/16/2025

WILL COUNTY, ILLINOIS

CONSOLIDATED ELECTION - APRIL 1, 2025

4/1/2025

Page 264

Official Results

Registered Voters
79978 of 453563 = 17.63%

Precincts Reporting
310 of 310 = 100.00%

WHEATLAND TOWNSHIP For Assessor - (Vote for one)

Precinct	No Candidate, DEM	Bruce Darata, REP	Cast Votes	Undervotes	Overvotes	Unresolved write-ins	Vote by Mail Ballots Cast	Early Voting Ballots Cast	Election Day Voting Ballots Cast	Total Ballots Cast	Registered Voters	Turnout Percentage
WHEATLAND PCT 022	0	145	145	113	0	0	79	62	117	258	1,923	13.42%
WHEATLAND PCT 023	0	127	127	108	0	0	74	46	115	235	1,891	12.43%
WHEATLAND PCT 024	0	197	197	192	0	0	88	133	168	389	1,950	19.95%
WHEATLAND PCT 025	0	206	206	101	0	0	75	69	163	307	1,722	17.83%
WHEATLAND PCT 026	0	327	327	173	0	0	158	122	220	500	2,208	22.64%
WHEATLAND PCT 027	0	115	115	67	0	0	67	45	70	182	1,160	15.69%
WHEATLAND PCT 028	0	234	234	128	0	0	93	73	196	362	1,965	18.42%
WHEATLAND PCT 029	0	236	236	181	0	0	103	79	235	417	1,826	22.84%
WHEATLAND PCT 030	0	211	211	103	1	0	71	72	172	315	1,831	17.20%
WHEATLAND PCT 031	0	133	133	123	0	0	80	47	129	256	1,410	18.16%
WHEATLAND PCT 032	0	223	223	150	0	0	89	91	193	373	1,802	20.70%
WHEATLAND PCT 033	0	171	171	173	0	0	81	69	194	344	1,682	20.45%
WHEATLAND PCT 034	0	166	166	140	0	0	71	44	191	306	1,390	22.01%
WHEATLAND PCT 035	0	161	161	154	0	0	116	88	111	315	1,138	27.68%
WHEATLAND PCT 036	0	143	143	121	0	0	91	44	129	264	1,476	17.89%
WHEATLAND PCT 037	0	158	158	130	0	0	75	117	96	288	1,451	19.85%
WHEATLAND PCT 038	0	138	138	75	0	0	96	38	79	213	1,192	17.87%
Totals	0	7,424	7,424	5,643	3	0	3,528	4,134	5,408	13,070	60,140	21.73%

Canvass Results Report

Will County Election Night 4/1/2025

Run Time 12:34 PM
Run Date 04/16/2025

WILL COUNTY, ILLINOIS

CONSOLIDATED ELECTION - APRIL 1, 2025

4/1/2025
Page 265

Official Results

Registered Voters
79978 of 453563 = 17.63%
Precincts Reporting
310 of 310 = 100.00%

WHEATLAND TOWNSHIP For Highway Commissioner - (Vote for one)

Precinct	Harry Benton, DEM	Todd A. Morse, REP	Cast Votes	Undervotes	Overvotes	Unresolved write-ins	Vote by Mail Ballots Cast	Early Voting Ballots Cast	Election Day Voting Ballots Cast	Total Ballots Cast	Registered Voters	Turnout Percentage
WHEATLAND PCT 001	106	64	170	7	0	0	63	31	83	177	1,293	13.69%
WHEATLAND PCT 002	504	338	842	35	1	0	314	360	204	878	2,098	41.85%
WHEATLAND PCT 003	233	149	382	36	0	0	81	165	172	418	1,789	23.37%
WHEATLAND PCT 004	239	79	318	15	0	0	87	128	118	333	2,033	16.38%
WHEATLAND PCT 005	253	168	421	19	0	0	96	184	160	440	1,862	23.63%
WHEATLAND PCT 006	195	121	316	7	0	0	72	104	147	323	1,315	24.56%
WHEATLAND PCT 007	175	120	295	6	1	0	72	110	120	302	1,358	22.24%
WHEATLAND PCT 008	209	103	312	9	0	0	99	85	137	321	1,339	23.97%
WHEATLAND PCT 009	314	151	465	11	0	0	118	159	199	476	1,546	30.79%
WHEATLAND PCT 010	184	165	349	9	0	0	89	134	135	358	1,394	25.68%
WHEATLAND PCT 011	277	165	442	40	0	0	122	232	128	482	1,801	26.76%
WHEATLAND PCT 012	224	124	348	40	1	0	77	195	117	389	1,719	22.63%
WHEATLAND PCT 013	167	135	302	12	0	0	103	121	90	314	1,355	23.17%
WHEATLAND PCT 014	259	178	437	24	0	0	108	212	141	461	1,570	29.36%
WHEATLAND PCT 015	207	166	373	29	0	0	88	170	144	402	1,562	25.74%
WHEATLAND PCT 016	115	146	261	5	1	0	78	63	126	267	1,657	16.11%
WHEATLAND PCT 017	162	64	226	10	0	0	69	66	101	236	1,024	23.05%
WHEATLAND PCT 018	220	167	387	7	0	0	98	153	143	394	1,532	25.72%
WHEATLAND PCT 019	125	53	178	3	0	0	63	21	97	181	1,161	15.59%
WHEATLAND PCT 020	146	120	266	15	0	0	51	94	136	281	1,333	21.08%
WHEATLAND PCT 021	184	119	303	10	0	0	73	108	132	313	1,382	22.65%

Canvass Results Report

Will County Election Night 4/1/2025

Run Time 12:34 PM

Run Date 04/16/2025

WILL COUNTY, ILLINOIS

CONSOLIDATED ELECTION - APRIL 1, 2025

4/1/2025

Page 266

Official Results

Registered Voters
79978 of 453563 = 17.63%

Precincts Reporting
310 of 310 = 100.00%

WHEATLAND TOWNSHIP For Highway Commissioner - (Vote for one)

Precinct	Harry Benton, DEM	Todd A. Morse, REP	Cast Votes	Undervotes	Overvotes	Unresolved write-ins	Vote by Mail Ballots Cast	Early Voting Ballots Cast	Election Day Voting Ballots Cast	Total Ballots Cast	Registered Voters	Turnout Percentage
WHEATLAND PCT 022	161	90	251	7	0	0	79	62	117	258	1,923	13.42%
WHEATLAND PCT 023	149	74	223	12	0	0	74	46	115	235	1,891	12.43%
WHEATLAND PCT 024	243	129	372	16	1	0	88	133	168	389	1,950	19.95%
WHEATLAND PCT 025	162	136	298	9	0	0	75	69	163	307	1,722	17.83%
WHEATLAND PCT 026	214	268	482	18	0	0	158	122	220	500	2,208	22.64%
WHEATLAND PCT 027	97	80	177	5	0	0	67	45	70	182	1,160	15.69%
WHEATLAND PCT 028	193	163	356	6	0	0	93	73	196	362	1,965	18.42%
WHEATLAND PCT 029	244	168	412	4	1	0	103	79	235	417	1,826	22.84%
WHEATLAND PCT 030	143	161	304	11	0	0	71	72	172	315	1,831	17.20%
WHEATLAND PCT 031	174	65	239	17	0	0	80	47	129	256	1,410	18.16%
WHEATLAND PCT 032	243	105	348	25	0	0	89	91	193	373	1,802	20.70%
WHEATLAND PCT 033	252	84	336	8	0	0	81	69	194	344	1,682	20.45%
WHEATLAND PCT 034	195	97	292	14	0	0	71	44	191	306	1,390	22.01%
WHEATLAND PCT 035	219	84	303	11	1	0	116	88	111	315	1,138	27.68%
WHEATLAND PCT 036	157	89	246	18	0	0	91	44	129	264	1,476	17.89%
WHEATLAND PCT 037	171	91	262	25	1	0	75	117	96	288	1,451	19.85%
WHEATLAND PCT 038	117	91	208	5	0	0	96	38	79	213	1,192	17.87%
Totals	7,632	4,870	12,502	560	8	0	3,528	4,134	5,408	13,070	60,140	21.73%

Canvass Results Report

Will County Election Night 4/1/2025

Run Time 12:34 PM

Run Date 04/16/2025

WILL COUNTY, ILLINOIS

CONSOLIDATED ELECTION - APRIL 1, 2025

4/1/2025

Page 267

Official Results

Registered Voters

79978 of 453563 = 17.63%

Precincts Reporting

310 of 310 = 100.00%

WHEATLAND TOWNSHIP For Collector - (Vote for one)

Precinct	Jim Kopchok, DEM	Timothy Willmore, REP	Cast Votes	Undervotes	Overvotes	Unresolved write-ins	Vote by Mail Ballots Cast	Early Voting Ballots Cast	Election Day Voting Ballots Cast	Total Ballots Cast	Registered Voters	Turnout Percentage
WHEATLAND PCT 001	105	64	169	8	0	0	63	31	83	177	1,293	13.69%
WHEATLAND PCT 002	487	346	833	45	0	0	314	360	204	878	2,098	41.85%
WHEATLAND PCT 003	229	145	374	44	0	0	81	165	172	418	1,789	23.37%
WHEATLAND PCT 004	234	79	313	20	0	0	87	128	118	333	2,033	16.38%
WHEATLAND PCT 005	248	173	421	19	0	0	96	184	160	440	1,862	23.63%
WHEATLAND PCT 006	200	117	317	6	0	0	72	104	147	323	1,315	24.56%
WHEATLAND PCT 007	179	118	297	5	0	0	72	110	120	302	1,358	22.24%
WHEATLAND PCT 008	208	100	308	13	0	0	99	85	137	321	1,339	23.97%
WHEATLAND PCT 009	317	147	464	11	1	0	118	159	199	476	1,546	30.79%
WHEATLAND PCT 010	174	169	343	15	0	0	89	134	135	358	1,394	25.68%
WHEATLAND PCT 011	279	156	435	46	1	0	122	232	128	482	1,801	26.76%
WHEATLAND PCT 012	216	126	342	47	0	0	77	195	117	389	1,719	22.63%
WHEATLAND PCT 013	164	138	302	12	0	0	103	121	90	314	1,355	23.17%
WHEATLAND PCT 014	251	188	439	22	0	0	108	212	141	461	1,570	29.36%
WHEATLAND PCT 015	205	171	376	26	0	0	88	170	144	402	1,562	25.74%
WHEATLAND PCT 016	117	147	264	3	0	0	78	63	126	267	1,657	16.11%
WHEATLAND PCT 017	157	68	225	11	0	0	69	66	101	236	1,024	23.05%
WHEATLAND PCT 018	225	159	384	10	0	0	98	153	143	394	1,532	25.72%
WHEATLAND PCT 019	132	47	179	2	0	0	63	21	97	181	1,161	15.59%
WHEATLAND PCT 020	151	116	267	14	0	0	51	94	136	281	1,333	21.08%
WHEATLAND PCT 021	171	129	300	13	0	0	73	108	132	313	1,382	22.65%

Canvass Results Report

Will County Election Night 4/1/2025

Run Time 12:34 PM

Run Date 04/16/2025

WILL COUNTY, ILLINOIS

CONSOLIDATED ELECTION - APRIL 1, 2025

4/1/2025

Page 268

Official Results

Registered Voters
79978 of 453563 = 17.63%

Precincts Reporting
310 of 310 = 100.00%

WHEATLAND TOWNSHIP For Collector - (Vote for one)

Precinct	Jim Kopchok, DEM	Timothy Willmore, REP	Cast Votes	Undervotes	Overvotes	Unresolved write-ins	Vote by Mail Ballots Cast	Early Voting Ballots Cast	Election Day Voting Ballots Cast	Total Ballots Cast	Registered Voters	Turnout Percentage
WHEATLAND PCT 022	162	85	247	11	0	0	79	62	117	258	1,923	13.42%
WHEATLAND PCT 023	148	73	221	14	0	0	74	46	115	235	1,891	12.43%
WHEATLAND PCT 024	247	123	370	19	0	0	88	133	168	389	1,950	19.95%
WHEATLAND PCT 025	157	141	298	9	0	0	75	69	163	307	1,722	17.83%
WHEATLAND PCT 026	218	251	469	31	0	0	158	122	220	500	2,208	22.64%
WHEATLAND PCT 027	91	85	176	6	0	0	67	45	70	182	1,160	15.69%
WHEATLAND PCT 028	180	171	351	11	0	0	93	73	196	362	1,965	18.42%
WHEATLAND PCT 029	224	172	396	21	0	0	103	79	235	417	1,826	22.84%
WHEATLAND PCT 030	142	160	302	13	0	0	71	72	172	315	1,831	17.20%
WHEATLAND PCT 031	177	65	242	14	0	0	80	47	129	256	1,410	18.16%
WHEATLAND PCT 032	233	113	346	27	0	0	89	91	193	373	1,802	20.70%
WHEATLAND PCT 033	246	89	335	9	0	0	81	69	194	344	1,682	20.45%
WHEATLAND PCT 034	191	100	291	15	0	0	71	44	191	306	1,390	22.01%
WHEATLAND PCT 035	216	86	302	12	1	0	116	88	111	315	1,138	27.68%
WHEATLAND PCT 036	154	90	244	20	0	0	91	44	129	264	1,476	17.89%
WHEATLAND PCT 037	166	93	259	28	1	0	75	117	96	288	1,451	19.85%
WHEATLAND PCT 038	112	93	205	8	0	0	96	38	79	213	1,192	17.87%
Totals	7,513	4,893	12,406	660	4	0	3,528	4,134	5,408	13,070	60,140	21.73%

Canvass Results Report

Will County Election Night 4/1/2025

Run Time 12:34 PM
Run Date 04/16/2025

WILL COUNTY, ILLINOIS

CONSOLIDATED ELECTION - APRIL 1, 2025

4/1/2025
Page 269

Official Results

Registered Voters
79978 of 453563 = 17.63%
Precincts Reporting
310 of 310 = 100.00%

WHEATLAND TOWNSHIP For Trustee - (Vote for not more than four)

Precinct	Margaret Tyson, DEM	Mary C. Frances, DEM	Matthew "Matt" V. Glowiak Sr., DEM	Jeff Klein, DEM	Michael Krzywinski, REP	Randall Haap, REP	Tomasz Brzyski, REP	David Furnish, REP	Cast Votes	Undervotes	Overvotes	Unresolved write-ins	Vote by Mail Ballots Cast	Early Voting Ballots Cast	Election Day Voting Ballots Cast	Total Ballots Cast	Registered Voters	Turnout Percentage
WHEATLAND PCT 001	100	100	92	98	56	52	54	56	608	100	0	0	63	31	83	177	1,293	13.69%
WHEATLAND PCT 002	486	485	463	434	348	314	321	321	3,172	336	1	0	314	360	204	878	2,098	41.85%
WHEATLAND PCT 003	219	217	197	206	138	133	123	128	1,361	311	0	0	81	165	172	418	1,789	23.37%
WHEATLAND PCT 004	223	220	211	207	74	68	64	71	1,138	194	0	0	87	128	118	333	2,033	16.38%
WHEATLAND PCT 005	242	243	223	228	166	159	152	154	1,567	193	0	0	96	184	160	440	1,862	23.63%
WHEATLAND PCT 006	195	190	188	192	120	113	112	114	1,224	64	1	0	72	104	147	323	1,315	24.56%
WHEATLAND PCT 007	174	176	163	171	119	120	116	112	1,151	57	0	0	72	110	120	302	1,358	22.24%
WHEATLAND PCT 008	212	208	200	208	96	93	91	95	1,203	81	0	0	99	85	137	321	1,339	23.97%
WHEATLAND PCT 009	311	307	295	298	150	148	142	145	1,796	108	0	0	118	159	199	476	1,546	30.79%
WHEATLAND PCT 010	178	177	160	162	159	157	154	154	1,301	131	0	0	89	134	135	358	1,394	25.68%
WHEATLAND PCT 011	260	251	224	235	133	129	120	130	1,482	446	0	0	122	232	128	482	1,801	26.76%
WHEATLAND PCT 012	214	205	184	180	116	116	111	107	1,233	315	2	0	77	195	117	389	1,719	22.63%
WHEATLAND PCT 013	164	163	152	153	124	123	115	119	1,113	143	0	0	103	121	90	314	1,355	23.17%
WHEATLAND PCT 014	252	253	232	230	180	176	166	165	1,654	190	0	0	108	212	141	461	1,570	29.36%
WHEATLAND PCT 015	200	201	186	184	165	150	152	154	1,392	216	0	0	88	170	144	402	1,562	25.74%
WHEATLAND PCT 016	111	114	113	112	149	139	139	136	1,013	51	1	0	78	63	126	267	1,657	16.11%
WHEATLAND PCT 017	154	150	142	143	69	61	59	63	841	103	0	0	69	66	101	236	1,024	23.05%
WHEATLAND PCT 018	210	213	206	212	161	164	156	156	1,478	98	0	0	98	153	143	394	1,532	25.72%
WHEATLAND PCT 019	138	130	121	116	42	44	41	43	675	49	0	0	63	21	97	181	1,161	15.59%
WHEATLAND PCT 020	146	138	130	132	114	111	108	107	986	138	0	0	51	94	136	281	1,333	21.08%
WHEATLAND PCT 021	171	164	162	161	120	128	114	120	1,140	112	0	0	73	108	132	313	1,382	22.65%

Canvass Results Report

Will County Election Night 4/1/2025

Run Time 12:34 PM

Run Date 04/16/2025

WILL COUNTY, ILLINOIS

CONSOLIDATED ELECTION - APRIL 1, 2025

4/1/2025

Page 270

Official Results

Registered Voters

79978 of 453563 = 17.63%

Precincts Reporting

310 of 310 = 100.00%

WHEATLAND TOWNSHIP For Trustee - (Vote for not more than four)

Precinct	Margaret Tyson, DEM	Mary C. Frances, DEM	Matthew "Matt" V. Glowiak Sr., DEM	Jeff Klein, DEM	Michael Krzywinski, REP	Randall Haap, REP	Tomasz Brzyski, REP	David Furnish, REP	Cast Votes	Undervotes	Overvotes	Unresolved write-ins	Vote by Mail Ballots Cast	Early Voting Ballots Cast	Election Day Voting Ballots Cast	Total Ballots Cast	Registered Voters	Turnout Percentage
WHEATLAND PCT 022	161	160	150	157	91	79	77	78	953	79	0	0	79	62	117	258	1,923	13.42%
WHEATLAND PCT 023	146	145	138	141	65	67	66	60	828	112	0	0	74	46	115	235	1,891	12.43%
WHEATLAND PCT 024	239	237	226	225	122	109	107	105	1,370	182	1	0	88	133	168	389	1,950	19.95%
WHEATLAND PCT 025	152	141	136	138	131	114	121	125	1,058	170	0	0	75	69	163	307	1,722	17.83%
WHEATLAND PCT 026	209	208	194	202	259	233	237	232	1,774	226	0	0	158	122	220	500	2,208	22.64%
WHEATLAND PCT 027	95	92	91	91	80	79	74	76	678	50	0	0	67	45	70	182	1,160	15.69%
WHEATLAND PCT 028	175	172	165	164	161	152	149	154	1,292	156	0	0	93	73	196	362	1,965	18.42%
WHEATLAND PCT 029	216	215	206	211	169	158	160	164	1,499	169	0	0	103	79	235	417	1,826	22.84%
WHEATLAND PCT 030	132	135	126	129	146	135	134	137	1,074	186	0	0	71	72	172	315	1,831	17.20%
WHEATLAND PCT 031	170	173	156	162	60	58	58	51	888	136	0	0	80	47	129	256	1,410	18.16%
WHEATLAND PCT 032	232	227	215	217	109	106	99	99	1,304	188	0	0	89	91	193	373	1,802	20.70%
WHEATLAND PCT 033	242	241	231	228	83	77	75	74	1,251	125	0	0	81	69	194	344	1,682	20.45%
WHEATLAND PCT 034	186	192	178	183	87	80	79	86	1,071	149	1	0	71	44	191	306	1,390	22.01%
WHEATLAND PCT 035	216	208	205	204	80	79	73	75	1,140	120	0	0	116	88	111	315	1,138	27.68%
WHEATLAND PCT 036	145	140	138	138	90	81	84	90	906	150	0	0	91	44	129	264	1,476	17.89%
WHEATLAND PCT 037	159	154	139	154	88	86	77	77	934	218	0	0	75	117	96	288	1,451	19.85%
WHEATLAND PCT 038	112	114	109	110	85	90	87	89	796	52	1	0	96	38	79	213	1,192	17.87%
Totals	7,347	7,259	6,847	6,916	4,705	4,481	4,367	4,422	46,344	5,904	8	0	3,528	4,134	5,408	13,070	60,140	21.73%

Canvass Results Report

Will County Election Night 4/1/2025

Run Time 12:34 PM

Run Date 04/16/2025

WILL COUNTY, ILLINOIS

CONSOLIDATED ELECTION - APRIL 1, 2025

4/1/2025

Page 271

Official Results

Registered Voters
79978 of 453563 = 17.63%

Precincts Reporting
310 of 310 = 100.00%

WILL TOWNSHIP For Supervisor - (Vote for one)

Precinct	Brian Cann, REP	No Candidate, DEM	Cast Votes	Undervotes	Overvotes	Unresolved write-ins	Vote by Mail Ballots Cast	Early Voting Ballots Cast	Election Day Voting Ballots Cast	Total Ballots Cast	Registered Voters	Turnout Percentage
WILL PCT 001	207	0	207	49	0	0	34	13	209	256	1,174	21.81%
Totals	207	0	207	49	0	0	34	13	209	256	1,174	21.81%

Canvass Results Report

Will County Election Night 4/1/2025

Run Time 12:34 PM

Run Date 04/16/2025

WILL COUNTY, ILLINOIS

CONSOLIDATED ELECTION - APRIL 1, 2025

4/1/2025

Page 272

Official Results

Registered Voters
79978 of 453563 = 17.63%

Precincts Reporting
310 of 310 = 100.00%

WILL TOWNSHIP For Clerk - (Vote for one)

Precinct	Robert Ogalla, REP	No Candidate, DEM	Cast Votes	Undervotes	Overvotes	Unresolved write-ins	Vote by Mail Ballots Cast	Early Voting Ballots Cast	Election Day Voting Ballots Cast	Total Ballots Cast	Registered Voters	Turnout Percentage
WILL PCT 001	200	0	200	56	0	0	34	13	209	256	1,174	21.81%
Totals	200	0	200	56	0	0	34	13	209	256	1,174	21.81%

Canvass Results Report

Will County Election Night 4/1/2025

Run Time 12:34 PM

Run Date 04/16/2025

WILL COUNTY, ILLINOIS

CONSOLIDATED ELECTION - APRIL 1, 2025

4/1/2025

Page 273

Official Results

Registered Voters
79978 of 453563 = 17.63%

Precincts Reporting
310 of 310 = 100.00%

WILL TOWNSHIP For Assessor - (Vote for one)

Precinct	Helen Heisner, REP	No Candidate, DEM	Cast Votes	Undervotes	Overvotes	Unresolved write-ins	Vote by Mail Ballots Cast	Early Voting Ballots Cast	Election Day Voting Ballots Cast	Total Ballots Cast	Registered Voters	Turnout Percentage
WILL PCT 001	200	0	200	56	0	0	34	13	209	256	1,174	21.81%
Totals	200	0	200	56	0	0	34	13	209	256	1,174	21.81%

Canvass Results Report

Will County Election Night 4/1/2025

Run Time 12:34 PM

Run Date 04/16/2025

WILL COUNTY, ILLINOIS

CONSOLIDATED ELECTION - APRIL 1, 2025

4/1/2025

Page 274

Official Results

Registered Voters
79978 of 453563 = 17.63%

Precincts Reporting
310 of 310 = 100.00%

WILL TOWNSHIP For Highway Commissioner - (Vote for one)

Precinct	Bruce Hamann, REP	No Candidate, DEM	Cast Votes	Undervotes	Overvotes	Unresolved write-ins	Vote by Mail Ballots Cast	Early Voting Ballots Cast	Election Day Voting Ballots Cast	Total Ballots Cast	Registered Voters	Turnout Percentage
WILL PCT 001	205	0	205	51	0	0	34	13	209	256	1,174	21.81%
Totals	205	0	205	51	0	0	34	13	209	256	1,174	21.81%

Canvass Results Report

Will County Election Night 4/1/2025

Run Time 12:34 PM

Run Date 04/16/2025

WILL COUNTY, ILLINOIS

CONSOLIDATED ELECTION - APRIL 1, 2025

4/1/2025

Page 275

Official Results

Registered Voters
79978 of 453563 = 17.63%

Precincts Reporting
310 of 310 = 100.00%

WILL TOWNSHIP For Collector - (Vote for one)

Precinct	No Candidate, REP	No Candidate, DEM	Cast Votes	Undervotes	Overvotes	Unresolved write-ins	Vote by Mail Ballots Cast	Early Voting Ballots Cast	Election Day Voting Ballots Cast	Total Ballots Cast	Registered Voters	Turnout Percentage
WILL PCT 001	0	0	0	0	0	0	34	13	209	256	1,174	21.81%
Totals	0	0	0	0	0	0	34	13	209	256	1,174	21.81%

Canvass Results Report

Will County Election Night 4/1/2025

Run Time 12:34 PM

Run Date 04/16/2025

WILL COUNTY, ILLINOIS

CONSOLIDATED ELECTION - APRIL 1, 2025

4/1/2025

Page 276

Official Results

Registered Voters
79978 of 453563 = 17.63%

Precincts Reporting
310 of 310 = 100.00%

WILL TOWNSHIP For Trustee - (Vote for not more than four)

Precinct	Warren Asbrand, REP	Holly Maves, REP	Mark Heisner, REP	Maxwell Toppen, REP	No Candidate, DEM	Cast Votes	Undervotes	Overvotes	Unresolved write-ins	Vote by Mail Ballots Cast	Early Voting Ballots Cast	Election Day Voting Ballots Cast	Total Ballots Cast	Registered Voters	Turnout Percentage
WILL PCT 001	144	140	150	120	0	554	470	0	0	34	13	209	256	1,174	21.81%
Totals	144	140	150	120	0	554	470	0	0	34	13	209	256	1,174	21.81%

Canvass Results Report

Will County Election Night 4/1/2025

Run Time 12:34 PM

Run Date 04/16/2025

WILL COUNTY, ILLINOIS

CONSOLIDATED ELECTION - APRIL 1, 2025

4/1/2025

Page 277

Official Results

Registered Voters
79978 of 453563 = 17.63%

Precincts Reporting
310 of 310 = 100.00%

WILMINGTON TOWNSHIP For Supervisor - (Vote for one)

Precinct	Kathy Daniels, REP	No Candidate, DEM	Cast Votes	Undervotes	Overvotes	Unresolved write-ins	Vote by Mail Ballots Cast	Early Voting Ballots Cast	Election Day Voting Ballots Cast	Total Ballots Cast	Registered Voters	Turnout Percentage
WILMINGTON PCT 001	266	0	266	113	0	0	68	31	280	379	1,388	27.31%
WILMINGTON PCT 002	242	0	242	45	0	0	44	12	231	287	1,148	25.00%
WILMINGTON PCT 003	365	0	365	100	0	0	82	28	355	465	1,344	34.60%
Totals	873	0	873	258	0	0	194	71	866	1,131	3,880	29.15%

Canvass Results Report

Will County Election Night 4/1/2025

Run Time 12:34 PM

Run Date 04/16/2025

WILL COUNTY, ILLINOIS

CONSOLIDATED ELECTION - APRIL 1, 2025

4/1/2025

Page 278

Official Results

Registered Voters
79978 of 453563 = 17.63%

Precincts Reporting
310 of 310 = 100.00%

WILMINGTON TOWNSHIP For Clerk - (Vote for one)

Precinct	Veronica Orr, REP	No Candidate, DEM	Cast Votes	Undervotes	Overvotes	Unresolved write-ins	Vote by Mail Ballots Cast	Early Voting Ballots Cast	Election Day Voting Ballots Cast	Total Ballots Cast	Registered Voters	Turnout Percentage
WILMINGTON PCT 001	261	0	261	118	0	0	68	31	280	379	1,388	27.31%
WILMINGTON PCT 002	232	0	232	55	0	0	44	12	231	287	1,148	25.00%
WILMINGTON PCT 003	346	0	346	119	0	0	82	28	355	465	1,344	34.60%
Totals	839	0	839	292	0	0	194	71	866	1,131	3,880	29.15%

Canvass Results Report

Will County Election Night 4/1/2025

Run Time 12:34 PM

Run Date 04/16/2025

WILL COUNTY, ILLINOIS

CONSOLIDATED ELECTION - APRIL 1, 2025

4/1/2025

Page 279

Official Results

Registered Voters
79978 of 453563 = 17.63%

Precincts Reporting
310 of 310 = 100.00%

WILMINGTON TOWNSHIP For Assessor - (Vote for one)

Precinct	Isaac Orr, REP	No Candidate, DEM	Cast Votes	Undervotes	Overvotes	Unresolved write-ins	Vote by Mail Ballots Cast	Early Voting Ballots Cast	Election Day Voting Ballots Cast	Total Ballots Cast	Registered Voters	Turnout Percentage
WILMINGTON PCT 001	257	0	257	122	0	0	68	31	280	379	1,388	27.31%
WILMINGTON PCT 002	228	0	228	59	0	0	44	12	231	287	1,148	25.00%
WILMINGTON PCT 003	338	0	338	127	0	0	82	28	355	465	1,344	34.60%
Totals	823	0	823	308	0	0	194	71	866	1,131	3,880	29.15%

Canvass Results Report

Will County Election Night 4/1/2025

Run Time 12:34 PM

Run Date 04/16/2025

WILL COUNTY, ILLINOIS

CONSOLIDATED ELECTION - APRIL 1, 2025

4/1/2025

Page 280

Official Results

Registered Voters
79978 of 453563 = 17.63%

Precincts Reporting
310 of 310 = 100.00%

WILMINGTON TOWNSHIP For Highway Commissioner - (Vote for one)

Precinct	Bill Weidling, REP	No Candidate, DEM	David A. Reymont, IND	Cast Votes	Undervotes	Overvotes	Unresolved write-ins	Vote by Mail Ballots Cast	Early Voting Ballots Cast	Election Day Voting Ballots Cast	Total Ballots Cast	Registered Voters	Turnout Percentage
WILMINGTON PCT 001	224	0	123	347	30	2	0	68	31	280	379	1,388	27.31%
WILMINGTON PCT 002	163	0	120	283	4	0	0	44	12	231	287	1,148	25.00%
WILMINGTON PCT 003	320	0	127	447	18	0	0	82	28	355	465	1,344	34.60%
Totals	707	0	370	1,077	52	2	0	194	71	866	1,131	3,880	29.15%

Canvass Results Report

Will County Election Night 4/1/2025

Run Time 12:34 PM

Run Date 04/16/2025

WILL COUNTY, ILLINOIS

CONSOLIDATED ELECTION - APRIL 1, 2025

4/1/2025

Page 281

Official Results

Registered Voters
79978 of 453563 = 17.63%

Precincts Reporting
310 of 310 = 100.00%

WILMINGTON TOWNSHIP For Collector - (Vote for one)

Precinct	No Candidate, REP	No Candidate, DEM	Cast Votes	Undervotes	Overvotes	Unresolved write-ins	Vote by Mail Ballots Cast	Early Voting Ballots Cast	Election Day Voting Ballots Cast	Total Ballots Cast	Registered Voters	Turnout Percentage
WILMINGTON PCT 001	0	0	0	0	0	0	68	31	280	379	1,388	27.31%
WILMINGTON PCT 002	0	0	0	0	0	0	44	12	231	287	1,148	25.00%
WILMINGTON PCT 003	0	0	0	0	0	0	82	28	355	465	1,344	34.60%
Totals	0	0	0	0	0	0	194	71	866	1,131	3,880	29.15%

Canvass Results Report

Will County Election Night 4/1/2025

Run Time 12:34 PM

Run Date 04/16/2025

WILL COUNTY, ILLINOIS

CONSOLIDATED ELECTION - APRIL 1, 2025

4/1/2025

Page 282

Official Results

Registered Voters
79978 of 453563 = 17.63%

Precincts Reporting
310 of 310 = 100.00%

WILMINGTON TOWNSHIP For Trustee - (Vote for not more than four)

Precinct	Susan Cragg, REP	Heather Turcany, REP	Jennifer Bowman, REP	Justine Domke, REP	No Candidate, DEM	Cast Votes	Undervotes	Overvotes	Unresolved write-ins	Vote by Mail Ballots Cast	Early Voting Ballots Cast	Election Day Voting Ballots Cast	Total Ballots Cast	Registered Voters	Turnout Percentage
WILMINGTON PCT 001	181	142	154	126	0	603	913	0	0	68	31	280	379	1,388	27.31%
WILMINGTON PCT 002	172	142	143	137	0	594	554	0	0	44	12	231	287	1,148	25.00%
WILMINGTON PCT 003	277	207	209	188	0	881	979	0	0	82	28	355	465	1,344	34.60%
Totals	630	491	506	451	0	2,078	2,446	0	0	194	71	866	1,131	3,880	29.15%

Canvass Results Report

Will County Election Night 4/1/2025

Run Time 12:34 PM

Run Date 04/16/2025

WILL COUNTY, ILLINOIS

CONSOLIDATED ELECTION - APRIL 1, 2025

4/1/2025

Page 283

Official Results

Registered Voters
79978 of 453563 = 17.63%

Precincts Reporting
310 of 310 = 100.00%

WILTON TOWNSHIP For Supervisor - (Vote for one)

Precinct	No Candidate, REP	Gynith Borden, DEM	Cast Votes	Undervotes	Overvotes	Unresolved write-ins	Vote by Mail Ballots Cast	Early Voting Ballots Cast	Election Day Voting Ballots Cast	Total Ballots Cast	Registered Voters	Turnout Percentage
WILTON PCT 001	0	147	147	51	0	0	27	3	168	198	596	33.22%
Totals	0	147	147	51	0	0	27	3	168	198	596	33.22%

Canvass Results Report

Will County Election Night 4/1/2025

Run Time 12:34 PM

Run Date 04/16/2025

WILL COUNTY, ILLINOIS

CONSOLIDATED ELECTION - APRIL 1, 2025

4/1/2025

Page 284

Official Results

Registered Voters
79978 of 453563 = 17.63%

Precincts Reporting
310 of 310 = 100.00%

WILTON TOWNSHIP For Clerk - (Vote for one)

Precinct	No Candidate, REP	Jody Thatcher, DEM	Cast Votes	Undervotes	Overvotes	Unresolved write-ins	Vote by Mail Ballots Cast	Early Voting Ballots Cast	Election Day Voting Ballots Cast	Total Ballots Cast	Registered Voters	Turnout Percentage
WILTON PCT 001	0	145	145	53	0	0	27	3	168	198	596	33.22%
Totals	0	145	145	53	0	0	27	3	168	198	596	33.22%

Canvass Results Report

Will County Election Night 4/1/2025

Run Time 12:34 PM

Run Date 04/16/2025

WILL COUNTY, ILLINOIS

CONSOLIDATED ELECTION - APRIL 1, 2025

4/1/2025

Page 285

Official Results

Registered Voters
79978 of 453563 = 17.63%

Precincts Reporting
310 of 310 = 100.00%

WILTON TOWNSHIP For Assessor - (Vote for one)

Precinct	No Candidate, REP	No Candidate, DEM	Cast Votes	Undervotes	Overvotes	Unresolved write-ins	Vote by Mail Ballots Cast	Early Voting Ballots Cast	Election Day Voting Ballots Cast	Total Ballots Cast	Registered Voters	Turnout Percentage
WILTON PCT 001	0	0	0	0	0	0	27	3	168	198	596	33.22%
Totals	0	0	0	0	0	0	27	3	168	198	596	33.22%

Canvass Results Report

Will County Election Night 4/1/2025

Run Time 12:34 PM

Run Date 04/16/2025

WILL COUNTY, ILLINOIS

CONSOLIDATED ELECTION - APRIL 1, 2025

4/1/2025

Page 286

Official Results

Registered Voters
79978 of 453563 = 17.63%

Precincts Reporting
310 of 310 = 100.00%

WILTON TOWNSHIP For Highway Commissioner - (Vote for one)

Precinct	Ray Nugent Jr, REP	No Candidate, DEM	Cast Votes	Undervotes	Overvotes	Unresolved write-ins	Vote by Mail Ballots Cast	Early Voting Ballots Cast	Election Day Voting Ballots Cast	Total Ballots Cast	Registered Voters	Turnout Percentage
WILTON PCT 001	160	0	160	38	0	0	27	3	168	198	596	33.22%
Totals	160	0	160	38	0	0	27	3	168	198	596	33.22%

Canvass Results Report

Will County Election Night 4/1/2025

Run Time 12:34 PM

Run Date 04/16/2025

WILL COUNTY, ILLINOIS

CONSOLIDATED ELECTION - APRIL 1, 2025

4/1/2025

Page 287

Official Results

Registered Voters
79978 of 453563 = 17.63%

Precincts Reporting
310 of 310 = 100.00%

WILTON TOWNSHIP For Collector - (Vote for one)

Precinct	No Candidate, REP	No Candidate, DEM	Cast Votes	Undervotes	Overvotes	Unresolved write-ins	Vote by Mail Ballots Cast	Early Voting Ballots Cast	Election Day Voting Ballots Cast	Total Ballots Cast	Registered Voters	Turnout Percentage
WILTON PCT 001	0	0	0	0	0	0	27	3	168	198	596	33.22%
Totals	0	0	0	0	0	0	27	3	168	198	596	33.22%

Canvass Results Report

Will County Election Night 4/1/2025

Run Time 12:34 PM

Run Date 04/16/2025

WILL COUNTY, ILLINOIS

CONSOLIDATED ELECTION - APRIL 1, 2025

4/1/2025

Page 288

Official Results

Registered Voters
79978 of 453563 = 17.63%

Precincts Reporting
310 of 310 = 100.00%

WILTON TOWNSHIP For Trustee - (Vote for not more than four)

Precinct	Joey Borrelli, REP	Stephen Quigley, REP	Michael McKinney, REP	No Candidate, DEM	Kristeen Morgan, IND	Brigitte Ralph, IND	Paul Kinsella, IND	Cast Votes	Undervotes	Overvotes	Unresolved write-ins	Vote by Mail Ballots Cast	Early Voting Ballots Cast	Election Day Voting Ballots Cast	Total Ballots Cast	Registered Voters	Turnout Percentage
WILTON PCT 001	110	99	75	0	56	54	111	505	287	0	0	27	3	168	198	596	33.22%
Totals	110	99	75	0	56	54	111	505	287	0	0	27	3	168	198	596	33.22%

PARK DISTRICTS



Canvass Results Report

Will County Election Night 4/1/2025

Run Time 12:34 PM

Run Date 04/16/2025

WILL COUNTY, ILLINOIS

CONSOLIDATED ELECTION - APRIL 1, 2025

4/1/2025

Page 289

Official Results

Registered Voters
79978 of 453563 = 17.63%

Precincts Reporting
310 of 310 = 100.00%

BOLINGBROOK PARK DISTRICT For Park Commissioner - (Vote for not more than two)

Precinct	Frank J. McKay	Jacob "Jake" McVey	Cast Votes	Undervotes	Overvotes	Unresolved write-ins	Vote by Mail Ballots Cast	Early Voting Ballots Cast	Election Day Voting Ballots Cast	Total Ballots Cast	Registered Voters	Turnout Percentage
DUPAGE PCT 004	93	92	185	103	0	0	48	34	62	144	1,319	10.92%
DUPAGE PCT 005	132	133	265	129	0	0	55	45	97	197	1,125	17.51%
DUPAGE PCT 006	160	150	310	128	0	0	64	59	96	219	1,190	18.40%
DUPAGE PCT 008	135	128	263	109	0	0	40	68	78	186	1,344	13.84%
DUPAGE PCT 009	106	92	198	86	0	0	32	35	75	142	1,167	12.17%
DUPAGE PCT 010	189	163	352	130	0	0	63	83	95	241	1,682	14.33%
DUPAGE PCT 011	176	173	349	137	0	0	60	98	85	243	1,432	16.97%
DUPAGE PCT 012	167	154	321	143	0	0	85	64	83	232	1,271	18.25%
DUPAGE PCT 013	150	143	293	119	0	0	66	50	90	206	1,707	12.07%
DUPAGE PCT 014	160	152	312	162	0	0	71	88	78	237	1,509	15.71%
DUPAGE PCT 015	167	156	323	163	0	0	69	66	108	243	1,517	16.02%
DUPAGE PCT 016	151	146	297	137	0	0	60	45	112	217	1,406	15.43%
DUPAGE PCT 017	162	155	317	187	0	0	65	78	109	252	1,721	14.64%
DUPAGE PCT 018	154	148	302	114	0	0	55	59	94	208	1,422	14.63%
DUPAGE PCT 019	127	114	241	153	0	0	34	92	71	197	1,430	13.78%
DUPAGE PCT 020	104	106	210	102	0	0	40	51	65	156	1,318	11.84%
DUPAGE PCT 021	141	123	264	108	0	0	36	58	92	186	1,594	11.67%
DUPAGE PCT 022	157	144	301	139	0	0	40	68	112	220	1,653	13.31%
DUPAGE PCT 023	144	131	275	137	0	0	51	57	98	206	1,847	11.15%
DUPAGE PCT 024	150	143	293	151	0	0	67	72	83	222	1,455	15.26%
DUPAGE PCT 025	129	122	251	121	0	0	60	48	78	186	1,250	14.88%

Canvass Results Report

Will County Election Night 4/1/2025

Run Time 12:34 PM

Run Date 04/16/2025

WILL COUNTY, ILLINOIS

CONSOLIDATED ELECTION - APRIL 1, 2025

4/1/2025

Page 290

Official Results

Registered Voters
79978 of 453563 = 17.63%

Precincts Reporting
310 of 310 = 100.00%

BOLINGBROOK PARK DISTRICT For Park Commissioner - (Vote for not more than two)

Precinct	Frank J. McKay	Jacob "Jake" McVey	Cast Votes	Undervotes	Overvotes	Unresolved write-ins	Vote by Mail Ballots Cast	Early Voting Ballots Cast	Election Day Voting Ballots Cast	Total Ballots Cast	Registered Voters	Turnout Percentage
DUPAGE PCT 026	105	103	208	120	0	0	23	57	84	164	1,284	12.77%
DUPAGE PCT 027	134	114	248	144	0	0	55	70	71	196	1,616	12.13%
DUPAGE PCT 028	111	113	224	96	0	0	42	47	71	160	1,619	9.88%
DUPAGE PCT 029	130	133	263	117	0	0	36	39	115	190	1,691	11.24%
DUPAGE PCT 030	106	89	195	115	0	0	33	50	72	155	1,364	11.36%
DUPAGE PCT 031	78	73	151	87	0	0	27	30	62	119	841	14.15%
WHEATLAND PCT 019	107	106	213	149	0	0	63	21	97	181	1,161	15.59%
WHEATLAND PCT 022	166	162	328	188	0	0	79	62	117	258	1,923	13.42%
WHEATLAND PCT 027	131	122	253	111	0	0	67	45	70	182	1,160	15.69%
WHEATLAND PCT 038	133	122	255	169	0	0	95	38	79	212	1,188	17.85%
Totals	4,255	4,005	8,260	4,054	0	0	1,681	1,777	2,699	6,157	44,206	13.93%

Canvass Results Report

Will County Election Night 4/1/2025

Run Time 12:34 PM

Run Date 04/16/2025

WILL COUNTY, ILLINOIS

CONSOLIDATED ELECTION - APRIL 1, 2025

4/1/2025

Page 291

Official Results

Registered Voters
79978 of 453563 = 17.63%

Precincts Reporting
310 of 310 = 100.00%

BRAIDWOOD PARK DISTRICT For Park Commissioner (To serve an unexpired 2-year term) - (Vote for one)

Precinct	Kenneth W. Hopf	Cast Votes	Undervotes	Overvotes	Unresolved write-ins	Vote by Mail Ballots Cast	Early Voting Ballots Cast	Election Day Voting Ballots Cast	Total Ballots Cast	Registered Voters	Turnout Percentage
REED PCT 001	349	349	112	0	0	43	75	343	461	1,549	29.76%
REED PCT 002	394	394	99	0	0	64	90	339	493	1,714	28.76%
REED PCT 003	315	315	91	0	0	47	92	267	406	1,242	32.69%
Totals	1,058	1,058	302	0	0	154	257	949	1,360	4,505	30.19%

Canvass Results Report

Will County Election Night 4/1/2025

Run Time 12:34 PM

Run Date 04/16/2025

WILL COUNTY, ILLINOIS

CONSOLIDATED ELECTION - APRIL 1, 2025

4/1/2025

Page 292

Official Results

Registered Voters
79978 of 453563 = 17.63%

Precincts Reporting
310 of 310 = 100.00%

BRAIDWOOD PARK DISTRICT For Park Commissioner - (Vote for one)

Precinct	Andrew F. Kaminsky	Cast Votes	Undervotes	Overvotes	Unresolved write-ins	Vote by Mail Ballots Cast	Early Voting Ballots Cast	Election Day Voting Ballots Cast	Total Ballots Cast	Registered Voters	Turnout Percentage
REED PCT 001	325	325	136	0	0	43	75	343	461	1,549	29.76%
REED PCT 002	374	374	119	0	0	64	90	339	493	1,714	28.76%
REED PCT 003	292	292	114	0	0	47	92	267	406	1,242	32.69%
Totals	991	991	369	0	0	154	257	949	1,360	4,505	30.19%

Canvass Results Report

Will County Election Night 4/1/2025

Run Time 12:34 PM

Run Date 04/16/2025

WILL COUNTY, ILLINOIS

CONSOLIDATED ELECTION - APRIL 1, 2025

4/1/2025

Page 293

Official Results

Registered Voters
79978 of 453563 = 17.63%

Precincts Reporting
310 of 310 = 100.00%

CHANNAHON PARK DISTRICT (Grundy & Will Counties) For Park Commissioner - (Vote for not more than two)

Precinct	Michelle Grant*	Christopher "Chris" Caldwell*	Dennis P. Clower	Cast Votes	Undervotes	Overvotes	Unresolved write-ins	Vote by Mail Ballots Cast	Early Voting Ballots Cast	Election Day Voting Ballots Cast	Total Ballots Cast	Registered Voters	Turnout Percentage
CHANNAHON PCT 001	111	137	107	355	131	0	0	50	42	151	243	1,433	16.96%
CHANNAHON PCT 002	138	187	121	446	172	2	0	75	41	195	311	1,820	17.09%
CHANNAHON PCT 003	105	143	112	360	116	2	0	65	43	132	240	1,574	15.25%
CHANNAHON PCT 004	98	117	99	314	94	2	0	47	32	127	206	1,234	16.69%
CHANNAHON PCT 005	104	100	69	273	133	0	0	39	27	137	203	1,633	12.43%
TROY PCT 003	72	73	71	216	80	1	0	53	10	86	149	1,192	12.50%
Totals	628	757	579	1,964	726	7	0	329	195	828	1,352	8,886	15.21%

I, the undersigned do hereby certify that on April 22, 2025, I canvassed the returns of an election held on April 1, 2025 for **CHANNAHON PARK DISTRICT** and I proclaim that a total of **1,554** voters requested and received ballots and I do further certify the number of votes received for each candidate for this office, **and the winners are denoted with an asterisk next to his or her name.**

I further certify that the above is a true and complete Abstract of Votes and was prepared in my presence on April 22, 2025.



Annette Parker, County Clerk
The County of Will, Illinois

Canvass Results Report

Official Results

Run Time 10:33 AM

Run Date 04/16/2025

Grundy County, Illinois

Consolidated Election

4/1/2025

Page 101

Official Results

Registered Voters
6104 of 36413 = 16.76%

Precincts Reporting
40 of 40 = 100.00%

FOR CHANNAHON PARK DISTRICT COMMISSIONER - (VOTE FOR NOT MORE THAN TWO (2))

Precinct	MICHELLE GRANT	CHRISTOPHER "CHRIS" CALDWELL	DENNIS P. CLOWER	Cast Votes	Undervotes	Overvotes	Vote by Mail Ballots Cast	Early Voting Ballots Cast	Election Day Voting Ballots Cast	Total Ballots Cast	Registered Voters	Turnout Percentage
AUX SABLE 05	14	18	14	46	14	0	13	9	8	30	492	6.10%
AUX SABLE 06	64	75	57	196	86	0	40	26	75	141	2,078	6.79%
AUX SABLE 07	13	19	12	44	18	0	2	8	21	31	554	5.60%
Totals	91	112	83	286	118	0	55	43	104	202	3,124	6.47%

Canvass Results Report

Will County Election Night 4/1/2025

Run Time 12:34 PM
Run Date 04/16/2025

WILL COUNTY, ILLINOIS

CONSOLIDATED ELECTION - APRIL 1, 2025

4/1/2025
Page 294

Official Results

Registered Voters
79978 of 453563 = 17.63%

Precincts Reporting
310 of 310 = 100.00%

CRETE PARK DISTRICT For Park Commissioner - (Vote for not more than three)

Precinct	William Smigel	Kelly A. Humbert Hallin	June Shy	Cast Votes	Undervotes	Overvotes	Unresolved write-ins	Vote by Mail Ballots Cast	Early Voting Ballots Cast	Election Day Voting Ballots Cast	Total Ballots Cast	Registered Voters	Turnout Percentage
CRETE PCT 001	0	0	0	0	0	0	0	0	0	0	0	0	0.00%
CRETE PCT 003	9	9	5	23	19	0	0	8	4	2	14	43	32.56%
CRETE PCT 004	98	96	103	297	201	0	0	62	18	86	166	1,151	14.42%
CRETE PCT 005	70	78	75	223	167	0	0	34	16	80	130	1,307	9.95%
CRETE PCT 006	39	46	54	139	98	0	0	36	10	33	79	605	13.06%
CRETE PCT 008	113	131	120	364	308	0	0	39	26	159	224	1,285	17.43%
CRETE PCT 009	126	118	113	357	240	0	0	54	23	122	199	1,221	16.30%
CRETE PCT 011	9	8	6	23	22	0	0	2	2	11	15	95	15.79%
Totals	464	486	476	1,426	1,055	0	0	235	99	493	827	5,707	14.49%

Canvass Results Report

Will County Election Night 4/1/2025

Run Time 12:34 PM

Run Date 04/16/2025

WILL COUNTY, ILLINOIS

CONSOLIDATED ELECTION - APRIL 1, 2025

4/1/2025

Page 295

Official Results

Registered Voters
79978 of 453563 = 17.63%

Precincts Reporting
310 of 310 = 100.00%

CRETE RURAL PARK DISTRICT For Park Commissioner - (Vote for one)

Precinct	Pamela H. Hoffman	Cast Votes	Undervotes	Overvotes	Unresolved write-ins	Vote by Mail Ballots Cast	Early Voting Ballots Cast	Election Day Voting Ballots Cast	Total Ballots Cast	Registered Voters	Turnout Percentage
CRETE PCT 001	40	40	23	0	0	14	8	41	63	461	13.67%
CRETE PCT 005	1	1	2	0	0	3	0	0	3	26	11.54%
CRETE PCT 006	79	79	16	0	0	41	10	44	95	692	13.73%
CRETE PCT 007	84	84	31	0	0	44	10	61	115	1,260	9.13%
CRETE PCT 008	7	7	3	0	0	3	3	4	10	108	9.26%
CRETE PCT 009	4	4	1	0	0	1	3	1	5	29	17.24%
CRETE PCT 010	40	40	11	0	0	21	4	26	51	1,056	4.83%
CRETE PCT 011	94	94	22	0	0	48	16	52	116	1,007	11.52%
CRETE PCT 012	90	90	24	0	0	37	11	66	114	1,045	10.91%
Totals	439	439	133	0	0	212	65	295	572	5,684	10.06%

Canvass Results Report

Will County Election Night 4/1/2025

Run Time 12:34 PM

Run Date 04/16/2025

WILL COUNTY, ILLINOIS

CONSOLIDATED ELECTION - APRIL 1, 2025

4/1/2025

Page 296

Official Results

Registered Voters
79978 of 453563 = 17.63%

Precincts Reporting
310 of 310 = 100.00%

FOX VALLEY PARK DISTRICT (DuPage, Kane, Kendall & Will Counties) For Park Commissioner District 3 (To serve an unexpired 2-year term) - (Vote for one)

Precinct	Aimee Cisneros	Cast Votes	Undervotes	Overvotes	Unresolved write-ins	Vote by Mail Ballots Cast	Early Voting Ballots Cast	Election Day Voting Ballots Cast	Total Ballots Cast	Registered Voters	Turnout Percentage
WHEATLAND PCT 031	185	185	71	0	0	80	47	129	256	1,410	18.16%
WHEATLAND PCT 032	264	264	107	0	0	87	91	193	371	1,801	20.60%
WHEATLAND PCT 033	258	258	86	0	0	81	69	194	344	1,682	20.45%
WHEATLAND PCT 034	226	226	79	0	0	71	44	190	305	1,385	22.02%
WHEATLAND PCT 035	223	223	85	0	0	114	85	109	308	1,101	27.97%
Totals	1,156	1,156	428	0	0	433	336	815	1,584	7,379	21.47%

This political subdivision has been canvassed by the election authority in which their principal office is located.

Canvass Results Report

Will County Election Night 4/1/2025

Run Time 12:34 PM
Run Date 04/16/2025

WILL COUNTY, ILLINOIS

CONSOLIDATED ELECTION - APRIL 1, 2025

4/1/2025
Page 297

Official Results

Registered Voters
79978 of 453563 = 17.63%
Precincts Reporting
310 of 310 = 100.00%

FOX VALLEY PARK DISTRICT (DuPage, Kane, Kendall & Will Counties) For Park Commissioner District 3 - (Vote for one)

Precinct	Marea Berkley Clement	Cast Votes	Undervotes	Overvotes	Unresolved write-ins	Vote by Mail Ballots Cast	Early Voting Ballots Cast	Election Day Voting Ballots Cast	Total Ballots Cast	Registered Voters	Turnout Percentage
WHEATLAND PCT 031	180	180	76	0	0	80	47	129	256	1,410	18.16%
WHEATLAND PCT 032	264	264	107	0	0	87	91	193	371	1,801	20.60%
WHEATLAND PCT 033	256	256	88	0	0	81	69	194	344	1,682	20.45%
WHEATLAND PCT 034	225	225	80	0	0	71	44	190	305	1,385	22.02%
WHEATLAND PCT 035	216	216	92	0	0	114	85	109	308	1,101	27.97%
Totals	1,141	1,141	443	0	0	433	336	815	1,584	7,379	21.47%

This political subdivision has been canvassed by the election authority in which their principal office is located.

Canvass Results Report

Will County Election Night 4/1/2025

Run Time 12:34 PM

Run Date 04/16/2025

WILL COUNTY, ILLINOIS

CONSOLIDATED ELECTION - APRIL 1, 2025

4/1/2025

Page 298

Official Results

Registered Voters

79978 of 453563 = 17.63%

Precincts Reporting

310 of 310 = 100.00%

FOX VALLEY PARK DISTRICT (DuPage, Kane, Kendall & Will Counties) For Park Commissioner At Large - (Vote for one)

Precinct	Joe Grisson, Ill	Edward Ash	Cast Votes	Undervotes	Overvotes	Unresolved write-ins	Vote by Mail Ballots Cast	Early Voting Ballots Cast	Election Day Voting Ballots Cast	Total Ballots Cast	Registered Voters	Turnout Percentage
WHEATLAND PCT 031	85	98	183	73	0	0	80	47	129	256	1,410	18.16%
WHEATLAND PCT 032	138	148	286	85	0	0	87	91	193	371	1,801	20.60%
WHEATLAND PCT 033	125	150	275	69	0	0	81	69	194	344	1,682	20.45%
WHEATLAND PCT 034	90	139	229	75	1	0	71	44	190	305	1,385	22.02%
WHEATLAND PCT 035	108	111	219	89	0	0	114	85	109	308	1,101	27.97%
Totals	546	646	1,192	391	1	0	433	336	815	1,584	7,379	21.47%

This political subdivision has been canvassed by the election authority in which their principal office is located.

Canvass Results Report

Will County Election Night 4/1/2025

Run Time 12:34 PM
Run Date 04/16/2025

WILL COUNTY, ILLINOIS

CONSOLIDATED ELECTION - APRIL 1, 2025

4/1/2025
Page 299

Official Results

Registered Voters
79978 of 453563 = 17.63%
Precincts Reporting
310 of 310 = 100.00%

FRANKFORT PARK DISTRICT (Cook & Will Counties) For Park Commissioner - (Vote for not more than three)

Precinct	Thomas C Ruvoli Jr.	Mark Ponton	Michael McCarey	Cast Votes	Undervotes	Overvotes	Unresolved write-ins	Vote by Mail Ballots Cast	Early Voting Ballots Cast	Election Day Voting Ballots Cast	Total Ballots Cast	Registered Voters	Turnout Percentage
FRANKFORT PCT 011	166	166	179	511	407	0	0	65	117	124	306	1,397	21.90%
FRANKFORT PCT 016	6	5	6	17	52	0	0	6	6	11	23	171	13.45%
FRANKFORT PCT 018	179	189	185	553	371	0	0	47	73	188	308	1,164	26.46%
FRANKFORT PCT 021	313	303	337	953	778	0	0	116	170	291	577	1,816	31.77%
FRANKFORT PCT 022	302	295	322	919	698	0	0	161	214	164	539	1,465	36.79%
FRANKFORT PCT 023	208	206	220	634	497	0	0	75	148	154	377	1,282	29.41%
FRANKFORT PCT 024	51	48	56	155	94	0	0	11	29	43	83	343	24.20%
FRANKFORT PCT 025	298	294	318	910	683	0	0	64	210	257	531	1,280	41.48%
FRANKFORT PCT 026	212	213	228	653	556	0	0	77	169	157	403	1,496	26.94%
FRANKFORT PCT 027	185	179	202	566	487	0	0	69	115	167	351	1,441	24.36%
FRANKFORT PCT 028	150	153	169	472	353	0	0	42	140	93	275	1,451	18.95%
GREEN GARDEN PCT 001	22	22	27	71	49	0	0	4	10	26	40	184	21.74%
MONEE PCT 001	0	0	0	0	0	0	0	0	0	0	0	8	0.00%
Totals	2,092	2,073	2,249	6,414	5,025	0	0	737	1,401	1,675	3,813	13,498	28.25%

No registered voters for this district in Cook County

Canvass Results Report

Will County Election Night 4/1/2025

Run Time 12:34 PM

Run Date 04/16/2025

WILL COUNTY, ILLINOIS

CONSOLIDATED ELECTION - APRIL 1, 2025

4/1/2025

Page 300

Official Results

Registered Voters
79978 of 453563 = 17.63%

Precincts Reporting
310 of 310 = 100.00%

FRANKFORT SQUARE PARK DISTRICT (Cook & Will Counties) For Park Commissioner - (Vote for not more than four)

Precinct	Denis G. Moore*	Lauren Breedlove*	John "Frank" Florentine*	Joseph King*	Cast Votes	Undervotes	Overvotes	Unresolved write-ins	Vote by Mail Ballots Cast	Early Voting Ballots Cast	Election Day Voting Ballots Cast	Total Ballots Cast	Registered Voters	Turnout Percentage
FRANKFORT PCT 003	191	187	185	173	736	520	0	0	64	115	135	314	1,105	28.42%
FRANKFORT PCT 004	0	0	0	0	0	0	0	0	0	0	0	0	5	0.00%
FRANKFORT PCT 009	175	173	167	156	671	629	0	0	104	100	121	325	1,494	21.75%
FRANKFORT PCT 010	201	213	206	221	841	559	0	0	107	106	137	350	1,483	23.60%
FRANKFORT PCT 014	151	152	156	145	604	432	0	0	40	74	145	259	1,422	18.21%
FRANKFORT PCT 015	192	210	195	212	809	595	0	0	60	124	167	351	1,837	19.11%
FRANKFORT PCT 016	173	184	185	182	724	676	0	0	94	119	137	350	1,377	25.42%
FRANKFORT PCT 019	172	203	177	177	729	503	0	0	65	105	138	308	1,647	18.70%
FRANKFORT PCT 020	163	176	169	158	666	542	0	0	53	108	141	302	1,448	20.86%
FRANKFORT PCT 022	1	0	0	0	1	3	0	0	0	0	1	1	2	50.00%
FRANKFORT PCT 024	89	108	87	91	375	289	0	0	38	53	75	166	718	23.12%
Totals	1,508	1,606	1,527	1,515	6,156	4,748	0	0	625	904	1,197	2,726	12,538	21.74%

I, the undersigned do hereby certify that on April 22, 2025, I canvassed the returns of an election held on April 1, 2025 for **FRANKFORT SQUARE PARK DISTRICT** and I proclaim that a total of **2,850** voters requested and received ballots and I do further certify the number of votes received for each candidate for this office, **and the winners are denoted with an asterisk next to his or her name.**

I further certify that the above is a true and complete Abstract of Votes and was prepared in my presence on April 22, 2025.

Annette Parker
Annette Parker, County Clerk
The County of Will, Illinois

1 Cmsnr., Frankfort Square Park District, 4yr.

		Registered Voters	Voters Cast	Turnout (%)	NON - Denis G. Moore	NON - Lauren Breedlove	NON - John "Frank" Florentine	NON - Joseph King
9000001	Total	5	4	80.00%	2	2	2	2
9000007	Total	613	120	19.58%	97	96	94	95
Frankfort Square Park District	Total	618	124	20.06%	99	98	96	97
Contest Total		618	124	20.06%	99	98	96	97

Canvass Results Report

Will County Election Night 4/1/2025

Run Time 12:34 PM

Run Date 04/16/2025

WILL COUNTY, ILLINOIS

CONSOLIDATED ELECTION - APRIL 1, 2025

4/1/2025

Page 301

Official Results

Registered Voters
79978 of 453563 = 17.63%

Precincts Reporting
310 of 310 = 100.00%

GODLEY PARK DISTRICT (Grundy & Will Counties) For Park Commissioner (To serve an unexpired 4-year term) - (Vote for one)

Precinct	Shawna Stanford*	Cast Votes	Undervotes	Overvotes	Unresolved write-ins	Vote by Mail Ballots Cast	Early Voting Ballots Cast	Election Day Voting Ballots Cast	Total Ballots Cast	Registered Voters	Turnout Percentage
REED PCT 003	29	29	9	0	0	8	0	30	38	314	12.10%
Totals	29	29	9	0	0	8	0	30	38	314	12.10%

I, the undersigned do hereby certify that on April 22, 2025, I canvassed the returns of an election held on April 1, 2025 for **GODLEY PARK DISTRICT** and I proclaim that a total of **44** voters requested and received ballots and I do further certify the number of votes received for each candidate for this office, **and the winners are denoted with an asterisk next to his or her name.**

I further certify that the above is a true and complete Abstract of Votes and was prepared in my presence on April 22, 2025.



Annette Parker, County Clerk
The County of Will, Illinois

Canvass Results Report

Official Results

Run Time 10:33 AM

Run Date 04/16/2025

Grundy County, Illinois

Consolidated Election

4/1/2025

Page 102

Official Results

Registered Voters

6104 of 36413 = 16.76%

Precincts Reporting

40 of 40 = 100.00%

FOR GODLEY PARK DISTRICT COMMISSIONER TO SERVE AN UNEXPIRED 4-YEAR TERM - (VOTE FOR ONE)

Precinct	SHAWNA STANFORD	Cast Votes	Undervotes	Overvotes	Vote by Mail Ballots Cast	Early Voting Ballots Cast	Election Day Voting Ballots Cast	Total Ballots Cast	Registered Voters	Turnout Percentage
BRACEVILLE 02	3	3	3	0	1	0	5	6	30	20.00%
Totals	3	3	3	0	1	0	5	6	30	20.00%

Canvass Results Report

Will County Election Night 4/1/2025

Run Time 12:34 PM

Run Date 04/16/2025

WILL COUNTY, ILLINOIS

CONSOLIDATED ELECTION - APRIL 1, 2025

4/1/2025

Page 302

Official Results

Registered Voters
79978 of 453563 = 17.63%

Precincts Reporting
310 of 310 = 100.00%

GODLEY PARK DISTRICT (Grundy & Will Counties) For Park Commissioner - (Vote for not more than two)

Precinct	Diana Haars*	Michelle Lynn Read*	Cast Votes	Undervotes	Overvotes	Unresolved write-ins	Vote by Mail Ballots Cast	Early Voting Ballots Cast	Election Day Voting Ballots Cast	Total Ballots Cast	Registered Voters	Turnout Percentage
REED PCT 003	24	28	52	24	0	0	8	0	30	38	314	12.10%
Totals	24	28	52	24	0	0	8	0	30	38	314	12.10%

I, the undersigned do hereby certify that on April 22, 2025, I canvassed the returns of an election held on April 1, 2025 for **GODLEY PARK DISTRICT** and I proclaim that a total of **44** voters requested and received ballots and I do further certify the number of votes received for each candidate for this office, **and the winners are denoted with an asterisk next to his or her name.**

I further certify that the above is a true and complete Abstract of Votes and was prepared in my presence on April 22, 2025.



Annette Parker, County Clerk
The County of Will, Illinois

Canvass Results Report

Official Results

Run Time 10:33 AM

Run Date 04/16/2025

Grundy County, Illinois

Consolidated Election

4/1/2025

Page 103

Official Results

Registered Voters
6104 of 36413 = 16.76%

Precincts Reporting
40 of 40 = 100.00%

FOR GODLEY PARK DISTRICT COMMISSIONER TO SERVE A FULL 6-YEAR TERM - (VOTE FOR NOT MORE THAN TWO)

Precinct	DIANA HAARS	MICHELLE LYNN READ	Cast Votes	Undervotes	Overvotes	Vote by Mail Ballots Cast	Early Voting Ballots Cast	Election Day Voting Ballots Cast	Total Ballots Cast	Registered Voters	Turnout Percentage
BRACEVILLE 02	3	4	7	5	0	1	0	5	6	30	20.00%
Totals	3	4	7	5	0	1	0	5	6	30	20.00%

Canvass Results Report

Will County Election Night 4/1/2025

Run Time 12:34 PM

Run Date 04/16/2025

WILL COUNTY, ILLINOIS

CONSOLIDATED ELECTION - APRIL 1, 2025

4/1/2025

Page 303

Official Results

Registered Voters
79978 of 453563 = 17.63%

Precincts Reporting
310 of 310 = 100.00%

JOLIET PARK DISTRICT (Kendall & Will Counties) For Park Commissioner - (Vote for not more than three)

Precinct	Sue Gulas*	Joe Mutz*	Bill Tatro*	Cast Votes	Undervotes	Overvotes	Unresolved write-ins	Vote by Mail Ballots Cast	Early Voting Ballots Cast	Election Day Voting Ballots Cast	Total Ballots Cast	Registered Voters	Turnout Percentage
JACKSON PCT 001	11	11	7	29	37	1	0	8	4	11	23	258	8.91%
JOLIET PCT 001	109	102	82	293	163	0	0	42	17	93	152	1,403	10.83%
JOLIET PCT 002	139	133	117	389	241	0	0	56	19	135	210	1,226	17.13%
JOLIET PCT 003	119	110	101	330	189	1	0	45	23	106	174	1,184	14.70%
JOLIET PCT 004	80	69	65	214	125	0	0	32	19	62	113	1,220	9.26%
JOLIET PCT 005	66	50	47	163	95	0	0	24	20	42	86	943	9.12%
JOLIET PCT 006	62	53	41	156	99	0	0	18	20	47	85	936	9.08%
JOLIET PCT 007	116	102	92	310	206	0	0	51	28	93	172	1,146	15.01%
JOLIET PCT 008	95	80	80	255	132	0	0	43	16	70	129	1,059	12.18%
JOLIET PCT 009	148	121	117	386	265	0	0	75	38	104	217	1,912	11.35%
JOLIET PCT 010	160	131	135	426	255	0	0	71	29	127	227	1,401	16.20%
JOLIET PCT 011	130	110	103	343	251	0	0	41	31	126	198	1,329	14.90%
JOLIET PCT 012	59	49	48	156	156	1	0	26	21	58	105	1,219	8.61%
JOLIET PCT 013	51	42	43	136	113	0	0	20	25	38	83	1,179	7.04%
JOLIET PCT 014	79	61	61	201	117	0	0	27	16	63	106	1,132	9.36%
JOLIET PCT 015	57	50	44	151	77	1	0	24	12	41	77	1,172	6.57%
JOLIET PCT 016	100	89	88	277	203	2	0	38	28	96	162	1,182	13.71%
JOLIET PCT 017	190	157	161	508	290	1	0	79	35	153	267	1,310	20.38%
JOLIET PCT 018	273	241	240	754	524	1	0	106	55	266	427	1,368	31.21%
JOLIET PCT 019	150	131	116	397	299	0	0	46	51	135	232	1,154	20.10%
JOLIET PCT 020	216	170	168	554	409	0	0	64	54	203	321	1,111	28.89%

Canvass Results Report

Will County Election Night 4/1/2025

Run Time 12:34 PM

Run Date 04/16/2025

WILL COUNTY, ILLINOIS

CONSOLIDATED ELECTION - APRIL 1, 2025

4/1/2025

Page 304

Official Results

Registered Voters

79978 of 453563 = 17.63%

Precincts Reporting

310 of 310 = 100.00%

JOLIET PARK DISTRICT (Kendall & Will Counties) For Park Commissioner - (Vote for not more than three)

Precinct	Sue Gulas*	Joe Mutz*	Bill Tatro*	Cast Votes	Undervotes	Overvotes	Unresolved write-ins	Vote by Mail Ballots Cast	Early Voting Ballots Cast	Election Day Voting Ballots Cast	Total Ballots Cast	Registered Voters	Turnout Percentage
JOLIET PCT 021	64	64	53	181	95	0	0	15	11	66	92	658	13.98%
JOLIET PCT 022	93	75	67	235	155	0	0	28	21	81	130	1,025	12.68%
JOLIET PCT 023	59	43	36	138	117	1	0	29	15	42	86	1,042	8.25%
JOLIET PCT 024	68	53	48	169	116	0	0	30	10	55	95	1,111	8.55%
JOLIET PCT 025	89	81	76	246	138	1	0	57	12	60	129	833	15.49%
JOLIET PCT 026	107	84	78	269	172	1	0	48	26	74	148	1,175	12.60%
JOLIET PCT 027	61	35	39	135	99	0	0	12	18	48	78	885	8.81%
JOLIET PCT 028	60	47	42	149	124	0	0	21	14	56	91	891	10.21%
JOLIET PCT 029	80	65	63	208	137	0	0	37	24	54	115	1,191	9.66%
JOLIET PCT 030	70	64	67	201	108	0	0	26	9	68	103	1,207	8.53%
JOLIET PCT 031	102	80	92	274	203	0	0	44	35	80	159	1,197	13.28%
JOLIET PCT 032	64	60	53	177	102	1	0	25	22	47	94	881	10.67%
JOLIET PCT 033	68	66	64	198	117	1	0	23	8	75	106	1,065	9.95%
JOLIET PCT 034	74	67	61	202	92	0	0	27	25	46	98	973	10.07%
JOLIET PCT 035	117	109	115	341	196	0	0	57	41	81	179	1,143	15.66%
JOLIET PCT 036	78	57	56	191	112	0	0	33	20	48	101	916	11.03%
JOLIET PCT 037	78	63	66	207	90	0	0	46	16	37	99	939	10.54%
NEW LENOX PCT 001	0	0	0	0	0	0	0	0	0	0	0	3	0.00%
NEW LENOX PCT 002	1	1	2	4	2	0	0	0	0	2	2	9	22.22%
TROY PCT 001	119	100	100	319	185	0	0	65	14	89	168	2,850	5.89%
TROY PCT 002	63	57	49	169	116	0	0	27	15	53	95	1,825	5.21%

Canvass Results Report

Will County Election Night 4/1/2025

Run Time 12:34 PM

Run Date 04/16/2025

WILL COUNTY, ILLINOIS

CONSOLIDATED ELECTION - APRIL 1, 2025

4/1/2025

Page 305

Official Results

Registered Voters
79978 of 453563 = 17.63%


Precincts Reporting
310 of 310 = 100.00%

JOLIET PARK DISTRICT (Kendall & Will Counties) For Park Commissioner - (Vote for not more than three)

Precinct	Sue Gulas*	Joe Mutz*	Bill Tatro*	Cast Votes	Undervotes	Overvotes	Unresolved write-ins	Vote by Mail Ballots Cast	Early Voting Ballots Cast	Election Day Voting Ballots Cast	Total Ballots Cast	Registered Voters	Turnout Percentage
TROY PCT 003	2	0	1	3	3	0	0	0	0	2	2	30	6.67%
TROY PCT 004	117	109	98	324	192	3	0	39	26	110	175	1,085	16.13%
TROY PCT 005	135	123	123	381	210	0	0	78	34	85	197	984	20.02%
TROY PCT 006	1	2	1	4	8	0	0	0	0	4	4	20	20.00%
TROY PCT 008	185	172	179	536	286	2	0	95	39	142	276	1,915	14.41%
TROY PCT 009	99	77	80	256	191	1	0	35	32	83	150	949	15.81%
TROY PCT 011	265	199	199	663	471	1	0	92	81	206	379	1,353	28.01%
TROY PCT 012	128	112	127	367	263	0	0	34	41	135	210	874	24.03%
TROY PCT 016	234	201	178	613	413	0	0	99	77	166	342	1,897	18.03%
TROY PCT 018	115	94	93	302	223	0	0	53	29	93	175	1,439	12.16%
TROY PCT 019	87	64	59	210	186	1	0	23	32	78	133	1,839	7.23%
Totals	5,293	4,486	4,321	14,100	9,168	21	0	2,134	1,308	4,335	7,777	59,048	13.17%

I, the undersigned do hereby certify that on April 22, 2025, I canvassed the returns of an election held on April 1, 2025 for **JOLIET PARK DISTRICT** and I proclaim that a total of **8,031** voters requested and received ballots and I do further certify the number of votes received for each candidate for this office, **and the winners are denoted with an asterisk next to his or her name.**

I further certify that the above is a true and complete Abstract of Votes and was prepared in my presence on April 22, 2025.


 Annette Parker, County Clerk
 The County of Will, Illinois

JURISDICTIONAL CANVASS
RUN DATE:04/15/25 03:02 PM

JOLIET PARK DISTRICT
APRIL 1, 2025
KENDALL COUNTY, ILLINOIS
WITH 5 OF 5 PRECINCTS REPORTING

OFFICIAL
REPORT-EL86 PAGE 001

01 = BALLOTS CAST

VOTES PERCENT
254

COMMISSIONER JOLIET PARK DISTRICT
(VOTE FOR) 3
02 = Sue Gulas
03 = Joe Mutz
04 = Bill Tatro

VOTES PERCENT
164 37.44
149 34.02
125 28.54

	01	02	03	04
0068 NA AU SAY 1	9	4	5	3
0069 NA AU SAY 2	6	0	2	2
0073 NA AU SAY 6	2	0	0	0
0077 SEWARD 2	110	76	74	59
0078 SEWARD 3	127	84	68	61

Canvass Results Report

Will County Election Night 4/1/2025

Run Time 12:34 PM

Run Date 04/16/2025

WILL COUNTY, ILLINOIS

CONSOLIDATED ELECTION - APRIL 1, 2025

4/1/2025

Page 306

Official Results

Registered Voters
79978 of 453563 = 17.63%

Precincts Reporting
310 of 310 = 100.00%

LEMONT PARK DISTRICT (Cook, DuPage & Will Counties) For Park Commissioner - (Vote for not more than two)

Precinct	Michael Scarlati	Steven Richmond	Cast Votes	Undervotes	Overvotes	Unresolved write-ins	Vote by Mail Ballots Cast	Early Voting Ballots Cast	Election Day Voting Ballots Cast	Total Ballots Cast	Registered Voters	Turnout Percentage
DUPAGE PCT 033	0	0	0	4	0	0	0	2	0	2	2	100.00%
HOMER PCT 001	2	2	4	2	0	0	1	0	2	3	27	11.11%
Totals	2	2	4	6	0	0	1	2	2	5	29	17.24%

This political subdivision has been canvassed by the election authority in which their principal office is located.

Canvass Results Report

Will County Election Night 4/1/2025

Run Time 12:34 PM
Run Date 04/16/2025

WILL COUNTY, ILLINOIS

CONSOLIDATED ELECTION - APRIL 1, 2025

4/1/2025
Page 307

Official Results

Registered Voters
79978 of 453563 = 17.63%
Precincts Reporting
310 of 310 = 100.00%

LOCKPORT PARK DISTRICT For Park Commissioner (To serve an unexpired 2-year term) - (Vote for one)

Precinct	Max L. Woods	Cast Votes	Undervotes	Overvotes	Unresolved write-ins	Vote by Mail Ballots Cast	Early Voting Ballots Cast	Election Day Voting Ballots Cast	Total Ballots Cast	Registered Voters	Turnout Percentage
HOMER PCT 001	23	23	13	0	0	6	7	23	36	401	8.98%
HOMER PCT 013	113	113	52	0	0	49	24	92	165	1,227	13.45%
HOMER PCT 014	48	48	34	0	0	12	5	65	82	735	11.16%
HOMER PCT 015	184	184	66	0	0	61	51	138	250	1,892	13.21%
HOMER PCT 016	191	191	64	0	0	69	29	157	255	1,758	14.51%
HOMER PCT 018	170	170	52	0	0	47	36	139	222	1,988	11.17%
HOMER PCT 019	70	70	30	0	0	26	9	65	100	934	10.71%
LOCKPORT PCT 001	485	485	148	0	0	243	49	341	633	1,833	34.53%
LOCKPORT PCT 002	150	150	47	0	0	61	32	104	197	1,791	11.00%
LOCKPORT PCT 003	138	138	27	0	0	55	12	98	165	1,651	9.99%
LOCKPORT PCT 004	134	134	21	0	0	65	18	72	155	1,415	10.95%
LOCKPORT PCT 005	273	273	94	0	0	74	82	211	367	1,416	25.92%
LOCKPORT PCT 006	107	107	32	0	0	71	14	54	139	1,981	7.02%
LOCKPORT PCT 007	126	126	29	0	0	43	22	90	155	1,897	8.17%
LOCKPORT PCT 008	91	91	20	0	0	32	26	53	111	1,618	6.86%
LOCKPORT PCT 009	358	358	112	0	0	189	36	245	470	2,114	22.23%
LOCKPORT PCT 010	251	251	74	0	0	52	62	211	325	1,466	22.17%
LOCKPORT PCT 011	295	295	98	0	0	81	108	204	393	1,449	27.12%
LOCKPORT PCT 012	266	266	85	0	0	78	79	194	351	1,541	22.78%
LOCKPORT PCT 013	708	708	188	0	0	232	102	562	896	1,968	45.53%
LOCKPORT PCT 014	250	250	73	0	0	71	33	219	323	1,340	24.10%

Canvass Results Report

Will County Election Night 4/1/2025

Run Time 12:34 PM

Run Date 04/16/2025

WILL COUNTY, ILLINOIS

CONSOLIDATED ELECTION - APRIL 1, 2025

4/1/2025

Page 308

Official Results

Registered Voters

79978 of 453563 = 17.63%

Precincts Reporting

310 of 310 = 100.00%

LOCKPORT PARK DISTRICT For Park Commissioner (To serve an unexpired 2-year term) - (Vote for one)

Precinct	Max L. Woods	Cast Votes	Undervotes	Overvotes	Unresolved write-ins	Vote by Mail Ballots Cast	Early Voting Ballots Cast	Election Day Voting Ballots Cast	Total Ballots Cast	Registered Voters	Turnout Percentage
LOCKPORT PCT 015	209	209	43	0	0	46	17	189	252	1,301	19.37%
LOCKPORT PCT 016	266	266	86	0	0	67	86	199	352	1,508	23.34%
LOCKPORT PCT 017	331	331	121	0	0	87	123	242	452	1,441	31.37%
LOCKPORT PCT 018	233	233	85	0	0	79	78	161	318	1,623	19.59%
LOCKPORT PCT 019	337	337	90	0	0	120	95	212	427	1,508	28.32%
LOCKPORT PCT 020	262	262	78	0	0	78	36	226	340	1,204	28.24%
LOCKPORT PCT 021	198	198	44	0	0	79	28	135	242	1,384	17.49%
LOCKPORT PCT 022	199	199	69	0	0	55	34	179	268	1,099	24.39%
LOCKPORT PCT 023	152	152	49	0	0	39	22	140	201	1,033	19.46%
LOCKPORT PCT 024	79	79	25	0	0	21	18	65	104	842	12.35%
Totals	6,697	6,697	2,049	0	0	2,288	1,373	5,085	8,746	45,358	19.28%

Canvass Results Report

Will County Election Night 4/1/2025

Run Time 12:34 PM
Run Date 04/16/2025

WILL COUNTY, ILLINOIS

CONSOLIDATED ELECTION - APRIL 1, 2025

4/1/2025
Page 309

Official Results

Registered Voters
79978 of 453563 = 17.63%
Precincts Reporting
310 of 310 = 100.00%

LOCKPORT PARK DISTRICT For Park Commissioner - (Vote for one)

Precinct	Patrick Maier	Cast Votes	Undervotes	Overvotes	Unresolved write-ins	Vote by Mail Ballots Cast	Early Voting Ballots Cast	Election Day Voting Ballots Cast	Total Ballots Cast	Registered Voters	Turnout Percentage
HOMER PCT 001	23	23	13	0	0	6	7	23	36	401	8.98%
HOMER PCT 013	116	116	49	0	0	49	24	92	165	1,227	13.45%
HOMER PCT 014	48	48	34	0	0	12	5	65	82	735	11.16%
HOMER PCT 015	178	178	72	0	0	61	51	138	250	1,892	13.21%
HOMER PCT 016	187	187	68	0	0	69	29	157	255	1,758	14.51%
HOMER PCT 018	167	167	55	0	0	47	36	139	222	1,988	11.17%
HOMER PCT 019	71	71	29	0	0	26	9	65	100	934	10.71%
LOCKPORT PCT 001	490	490	143	0	0	243	49	341	633	1,833	34.53%
LOCKPORT PCT 002	148	148	49	0	0	61	32	104	197	1,791	11.00%
LOCKPORT PCT 003	133	133	32	0	0	55	12	98	165	1,651	9.99%
LOCKPORT PCT 004	133	133	22	0	0	65	18	72	155	1,415	10.95%
LOCKPORT PCT 005	270	270	97	0	0	74	82	211	367	1,416	25.92%
LOCKPORT PCT 006	109	109	30	0	0	71	14	54	139	1,981	7.02%
LOCKPORT PCT 007	123	123	32	0	0	43	22	90	155	1,897	8.17%
LOCKPORT PCT 008	90	90	21	0	0	32	26	53	111	1,618	6.86%
LOCKPORT PCT 009	354	354	116	0	0	189	36	245	470	2,114	22.23%
LOCKPORT PCT 010	251	251	74	0	0	52	62	211	325	1,466	22.17%
LOCKPORT PCT 011	282	282	111	0	0	81	108	204	393	1,449	27.12%
LOCKPORT PCT 012	260	260	91	0	0	78	79	194	351	1,541	22.78%
LOCKPORT PCT 013	703	703	193	0	0	232	102	562	896	1,968	45.53%
LOCKPORT PCT 014	248	248	75	0	0	71	33	219	323	1,340	24.10%

Canvass Results Report

Will County Election Night 4/1/2025

Run Time 12:34 PM

Run Date 04/16/2025

WILL COUNTY, ILLINOIS

CONSOLIDATED ELECTION - APRIL 1, 2025

4/1/2025

Page 310

Official Results

Registered Voters
79978 of 453563 = 17.63%

Precincts Reporting
310 of 310 = 100.00%

LOCKPORT PARK DISTRICT For Park Commissioner - (Vote for one)

Precinct	Patrick Maier	Cast Votes	Undervotes	Overvotes	Unresolved write-ins	Vote by Mail Ballots Cast	Early Voting Ballots Cast	Election Day Voting Ballots Cast	Total Ballots Cast	Registered Voters	Turnout Percentage
LOCKPORT PCT 015	212	212	40	0	0	46	17	189	252	1,301	19.37%
LOCKPORT PCT 016	259	259	93	0	0	67	86	199	352	1,508	23.34%
LOCKPORT PCT 017	328	328	124	0	0	87	123	242	452	1,441	31.37%
LOCKPORT PCT 018	222	222	96	0	0	79	78	161	318	1,623	19.59%
LOCKPORT PCT 019	329	329	98	0	0	120	95	212	427	1,508	28.32%
LOCKPORT PCT 020	256	256	84	0	0	78	36	226	340	1,204	28.24%
LOCKPORT PCT 021	197	197	45	0	0	79	28	135	242	1,384	17.49%
LOCKPORT PCT 022	194	194	74	0	0	55	34	179	268	1,099	24.39%
LOCKPORT PCT 023	149	149	52	0	0	39	22	140	201	1,033	19.46%
LOCKPORT PCT 024	73	73	31	0	0	21	18	65	104	842	12.35%
Totals	6,603	6,603	2,143	0	0	2,288	1,373	5,085	8,746	45,358	19.28%

Canvass Results Report

Will County Election Night 4/1/2025

Run Time 12:34 PM

Run Date 04/16/2025

WILL COUNTY, ILLINOIS

CONSOLIDATED ELECTION - APRIL 1, 2025

4/1/2025

Page 311

Official Results

Registered Voters
79978 of 453563 = 17.63%

Precincts Reporting
310 of 310 = 100.00%

MANHATTAN PARK DISTRICT For Park Commissioner - (Vote for not more than three)

Precinct	Josef "Joe" Farkas	Bridget Hope	Nicholas Goodwin	Barbara Epps	Cast Votes	Undervotes	Overvotes	Unresolved write-ins	Vote by Mail Ballots Cast	Early Voting Ballots Cast	Election Day Voting Ballots Cast	Total Ballots Cast	Registered Voters	Turnout Percentage
MANHATTAN PCT 001	177	206	177	150	710	484	2	0	89	61	250	400	1,676	23.87%
MANHATTAN PCT 002	219	244	224	170	857	727	2	0	73	135	322	530	2,033	26.07%
MANHATTAN PCT 003	123	150	134	119	526	263	3	0	46	59	161	266	1,361	19.54%
MANHATTAN PCT 004	160	197	177	135	669	498	4	0	41	109	243	393	1,617	24.30%
MANHATTAN PCT 005	176	175	164	137	652	425	4	0	60	107	196	363	1,890	19.21%
WILTON PCT 001	0	1	0	0	1	2	0	0	0	0	1	1	2	50.00%
Totals	855	973	876	711	3,415	2,399	15	0	309	471	1,173	1,953	8,579	22.76%

Canvass Results Report

Will County Election Night 4/1/2025

Run Time 12:34 PM
Run Date 04/16/2025

WILL COUNTY, ILLINOIS

CONSOLIDATED ELECTION - APRIL 1, 2025

4/1/2025
Page 312

Official Results

Registered Voters
79978 of 453563 = 17.63%
Precincts Reporting
310 of 310 = 100.00%

MOKENA COMMUNITY PARK DISTRICT (Cook & Will Counties) For Park Commissioner - (Vote for not more than three)

Precinct	Robert E. Lindbloom	Mary Louise Knoerzer	Jeff Apel	Cast Votes	Undervotes	Overvotes	Unresolved write-ins	Vote by Mail Ballots Cast	Early Voting Ballots Cast	Election Day Voting Ballots Cast	Total Ballots Cast	Registered Voters	Turnout Percentage
FRANKFORT PCT 001	210	213	182	605	460	0	0	64	90	201	355	1,938	18.32%
FRANKFORT PCT 002	208	213	194	615	483	0	0	112	107	147	366	1,520	24.08%
FRANKFORT PCT 003	42	48	41	131	136	0	0	15	31	43	89	435	20.46%
FRANKFORT PCT 004	159	172	159	490	395	0	0	81	73	141	295	1,398	21.10%
FRANKFORT PCT 005	249	259	227	735	528	0	0	101	97	223	421	2,019	20.85%
FRANKFORT PCT 006	201	204	185	590	472	0	0	51	81	222	354	1,417	24.98%
FRANKFORT PCT 007	189	192	162	543	360	0	0	62	80	159	301	1,358	22.16%
FRANKFORT PCT 008	152	161	141	454	254	0	0	61	81	94	236	1,372	17.20%
FRANKFORT PCT 012	208	198	178	584	361	0	0	58	74	183	315	1,170	26.92%
FRANKFORT PCT 013	153	152	150	455	346	0	0	72	47	148	267	1,232	21.67%
FRANKFORT PCT 017	236	228	225	689	565	0	0	99	91	228	418	1,882	22.21%
FRANKFORT PCT 018	21	25	21	67	62	0	0	10	14	19	43	337	12.76%
NEW LENOX PCT 006	45	48	50	143	142	0	0	23	15	57	95	610	15.57%
NEW LENOX PCT 007	153	164	156	473	376	0	0	107	74	102	283	1,696	16.69%
NEW LENOX PCT 008	40	53	42	135	114	0	0	26	16	41	83	609	13.63%
Totals	2,266	2,330	2,113	6,709	5,054	0	0	942	971	2,008	3,921	18,993	20.64%

No registered voters for this district in Cook County

Canvass Results Report

Will County Election Night 4/1/2025

Run Time 12:34 PM

Run Date 04/16/2025

WILL COUNTY, ILLINOIS

CONSOLIDATED ELECTION - APRIL 1, 2025

4/1/2025

Page 313

Official Results

Registered Voters
79978 of 453563 = 17.63%

Precincts Reporting
310 of 310 = 100.00%

NAPERVILLE PARK DISTRICT (DuPage & Will Counties) For Park Commissioner - (Vote for not more than four)

Precinct	Leslie Ruffing	Zachary W. Jarrell	Natalia Dagenhart	Aishwarya Balakrishna	Rhonda Ansier	Alison Thompson	Cast Votes	Undervotes	Overvotes	Unresolved write-ins	Vote by Mail Ballots Cast	Early Voting Ballots Cast	Election Day Voting Ballots Cast	Total Ballots Cast	Registered Voters	Turnout Percentage
DUPAGE PCT 001	236	139	127	171	196	216	1,085	371	0	0	105	89	170	364	1,652	22.03%
DUPAGE PCT 002	224	120	95	196	204	219	1,058	370	1	0	111	115	132	358	1,418	25.25%
DUPAGE PCT 003	204	139	113	161	183	183	983	393	0	0	77	95	172	344	1,323	26.00%
DUPAGE PCT 007	197	104	85	180	183	206	955	321	0	0	92	80	147	319	1,350	23.63%
WHEATLAND PCT 002	486	368	330	397	427	491	2,499	1,013	0	0	314	360	204	878	2,093	41.95%
WHEATLAND PCT 003	191	159	160	204	150	181	1,045	627	0	0	81	165	172	418	1,789	23.37%
WHEATLAND PCT 004	185	108	108	164	165	200	930	402	0	0	87	128	118	333	2,033	16.38%
WHEATLAND PCT 005	210	146	125	215	176	209	1,081	467	0	0	85	169	133	387	1,697	22.80%
WHEATLAND PCT 006	122	76	71	87	97	125	578	222	0	0	46	77	77	200	748	26.74%
WHEATLAND PCT 007	163	108	104	136	141	151	803	329	0	0	66	103	114	283	1,251	22.62%
WHEATLAND PCT 008	201	108	109	158	186	198	960	324	0	0	99	85	137	321	1,337	24.01%
WHEATLAND PCT 009	274	177	159	233	239	284	1,366	402	0	0	110	142	190	442	1,387	31.87%
WHEATLAND PCT 010	165	133	120	159	135	163	875	413	0	0	73	126	123	322	1,207	26.68%
WHEATLAND PCT 011	205	129	136	295	167	215	1,147	717	0	0	119	228	119	466	1,749	26.64%
WHEATLAND PCT 012	189	118	109	211	135	198	960	596	0	0	77	195	117	389	1,719	22.63%
WHEATLAND PCT 013	90	67	56	100	84	91	488	216	0	0	59	74	43	176	830	21.20%
WHEATLAND PCT 014	267	190	180	209	179	208	1,233	599	0	0	108	211	139	458	1,535	29.84%
WHEATLAND PCT 015	204	164	149	176	153	178	1,024	584	0	0	88	170	144	402	1,562	25.74%
WHEATLAND PCT 016	1	2	1	1	0	1	6	2	0	0	0	1	1	2	67	2.99%
WHEATLAND PCT 017	145	71	65	125	120	150	676	268	0	0	69	66	101	236	1,024	23.05%
WHEATLAND PCT 018	216	157	149	176	158	187	1,043	465	0	0	92	149	136	377	1,471	25.63%

This political subdivision has been canvassed by the election authority in which their principal office is located.

Canvass Results Report

Will County Election Night 4/1/2025

Run Time 12:34 PM

Run Date 04/16/2025

WILL COUNTY, ILLINOIS

CONSOLIDATED ELECTION - APRIL 1, 2025

4/1/2025

Page 314

Official Results

Registered Voters
79978 of 453563 = 17.63%

Precincts Reporting
310 of 310 = 100.00%

NAPERVILLE PARK DISTRICT (DuPage & Will Counties) For Park Commissioner - (Vote for not more than four)

Precinct	Leslie Ruffing	Zachary W. Jarrell	Natalia Dagenhart	Aishwarya Balakrishna	Rhonda Ansier	Alison Thompson	Cast Votes	Undervotes	Overvotes	Unresolved write-ins	Vote by Mail Ballots Cast	Early Voting Ballots Cast	Election Day Voting Ballots Cast	Total Ballots Cast	Registered Voters	Turnout Percentage
WHEATLAND PCT 020	135	118	108	112	108	130	711	413	0	0	51	94	136	281	1,331	21.11%
WHEATLAND PCT 021	171	124	113	143	148	177	876	376	0	0	73	108	132	313	1,375	22.76%
WHEATLAND PCT 024	251	143	122	192	184	232	1,124	432	0	0	88	133	168	389	1,950	19.95%
WHEATLAND PCT 037	146	82	72	175	115	146	736	416	0	0	75	117	96	288	1,451	19.85%
Totals	4,878	3,250	2,966	4,376	4,033	4,739	24,242	10,738	1	0	2,245	3,280	3,221	8,746	35,349	24.74%

This political subdivision has been canvassed by the election authority in which their principal office is located.

Canvass Results Report

Will County Election Night 4/1/2025

Run Time 12:34 PM
Run Date 04/16/2025

WILL COUNTY, ILLINOIS

CONSOLIDATED ELECTION - APRIL 1, 2025

4/1/2025
Page 315

Official Results

Registered Voters
79978 of 453563 = 17.63%

Precincts Reporting
310 of 310 = 100.00%

NEW LENOX COMMUNITY PARK DISTRICT For Park Commissioner - (Vote for not more than two)

Precinct	Mark Ott, Jr.	Theodore "Ted" Schulz	Cast Votes	Undervotes	Overvotes	Unresolved write-ins	Vote by Mail Ballots Cast	Early Voting Ballots Cast	Election Day Voting Ballots Cast	Total Ballots Cast	Registered Voters	Turnout Percentage
HOMER PCT 016	10	8	18	26	0	0	9	4	9	22	316	6.96%
NEW LENOX PCT 001	67	68	135	121	0	0	39	16	73	128	1,369	9.35%
NEW LENOX PCT 002	170	163	333	181	0	0	85	38	134	257	1,852	13.88%
NEW LENOX PCT 003	103	85	188	140	0	0	51	18	95	164	1,212	13.53%
NEW LENOX PCT 004	106	107	213	99	0	0	35	23	98	156	990	15.76%
NEW LENOX PCT 005	115	113	228	178	0	0	50	42	111	203	1,337	15.18%
NEW LENOX PCT 006	59	68	127	91	0	0	26	18	65	109	899	12.12%
NEW LENOX PCT 008	71	69	140	108	0	0	37	28	59	124	721	17.20%
NEW LENOX PCT 009	62	68	130	84	0	0	23	12	72	107	946	11.31%
NEW LENOX PCT 010	189	207	396	230	0	0	77	78	158	313	1,630	19.20%
NEW LENOX PCT 011	180	171	351	209	0	0	54	61	165	280	1,845	15.18%
NEW LENOX PCT 012	111	118	229	161	0	0	51	33	111	195	1,415	13.78%
NEW LENOX PCT 013	140	148	288	254	0	0	81	43	147	271	1,772	15.29%
NEW LENOX PCT 014	165	164	329	225	0	0	64	49	164	277	2,109	13.13%
NEW LENOX PCT 015	119	108	227	159	0	0	64	32	97	193	1,526	12.65%
NEW LENOX PCT 016	135	133	268	178	0	0	76	39	108	223	1,343	16.60%
NEW LENOX PCT 017	183	166	349	181	0	0	85	61	119	265	1,371	19.33%
NEW LENOX PCT 018	117	129	246	150	0	0	53	30	115	198	1,780	11.12%
NEW LENOX PCT 019	109	109	218	186	0	0	51	39	112	202	2,082	9.70%
NEW LENOX PCT 020	192	178	370	258	0	0	106	57	151	314	2,268	13.84%
Totals	2,403	2,380	4,783	3,219	0	0	1,117	721	2,163	4,001	28,783	13.90%

Canvass Results Report

Will County Election Night 4/1/2025

Run Time 12:34 PM

Run Date 04/16/2025

WILL COUNTY, ILLINOIS

CONSOLIDATED ELECTION - APRIL 1, 2025

4/1/2025

Page 316

Official Results

Registered Voters
79978 of 453563 = 17.63%

Precincts Reporting
310 of 310 = 100.00%

OSWEGOLAND PARK DISTRICT (Kendall & Will Counties) For Park Commissioner (To serve an unexpired 4-year term) - (Vote for one)

Precinct	Robert Ijams	Cast Votes	Undervotes	Overvotes	Unresolved write-ins	Vote by Mail Ballots Cast	Early Voting Ballots Cast	Election Day Voting Ballots Cast	Total Ballots Cast	Registered Voters	Turnout Percentage
WHEATLAND PCT 028	38	38	26	0	0	22	18	24	64	366	17.49%
WHEATLAND PCT 036	24	24	6	0	0	14	6	10	30	239	12.55%
Totals	62	62	32	0	0	36	24	34	94	605	15.54%

This political subdivision has been canvassed by the election authority in which their principal office is located.

Canvass Results Report

Will County Election Night 4/1/2025

Run Time 12:34 PM
Run Date 04/16/2025

WILL COUNTY, ILLINOIS

CONSOLIDATED ELECTION - APRIL 1, 2025

4/1/2025
Page 317

Official Results

Registered Voters
79978 of 453563 = 17.63%
Precincts Reporting
310 of 310 = 100.00%

OSWEGOLAND PARK DISTRICT (Kendall & Will Counties) For Park Commissioner - (Vote for one)

Precinct	Holly Wiggins	Jason Bullens	Cast Votes	Undervotes	Overvotes	Unresolved write-ins	Vote by Mail Ballots Cast	Early Voting Ballots Cast	Election Day Voting Ballots Cast	Total Ballots Cast	Registered Voters	Turnout Percentage
WHEATLAND PCT 028	32	15	47	17	0	0	22	18	24	64	366	17.49%
WHEATLAND PCT 036	16	8	24	6	0	0	14	6	10	30	239	12.55%
Totals	48	23	71	23	0	0	36	24	34	94	605	15.54%

This political subdivision has been canvassed by the election authority in which their principal office is located.

Canvass Results Report

Will County Election Night 4/1/2025

Run Time 12:34 PM

Run Date 04/16/2025

WILL COUNTY, ILLINOIS

CONSOLIDATED ELECTION - APRIL 1, 2025

4/1/2025

Page 318

Official Results

Registered Voters
79978 of 453563 = 17.63%

Precincts Reporting
310 of 310 = 100.00%

PEOTONE PARK DISTRICT For Park Commissioner - (Vote for not more than two)

Precinct	Christopher Miller	M. Barbara Sim	Cast Votes	Undervotes	Overvotes	Unresolved write-ins	Vote by Mail Ballots Cast	Early Voting Ballots Cast	Election Day Voting Ballots Cast	Total Ballots Cast	Registered Voters	Turnout Percentage
PEOTONE PCT 001	265	224	489	445	0	0	50	15	402	467	1,110	42.07%
PEOTONE PCT 002	296	234	530	416	0	0	92	15	366	473	1,330	35.56%
WILL PCT 001	96	73	169	123	0	0	25	11	110	146	413	35.35%
Totals	657	531	1,188	984	0	0	167	41	878	1,086	2,853	38.07%

Canvass Results Report

Will County Election Night 4/1/2025

Run Time 12:34 PM
Run Date 04/16/2025

WILL COUNTY, ILLINOIS

CONSOLIDATED ELECTION - APRIL 1, 2025

4/1/2025
Page 319

Official Results

Registered Voters
79978 of 453563 = 17.63%
Precincts Reporting
310 of 310 = 100.00%

PLAINFIELD PARK DISTRICT (Kendall & Will Counties) For Park Commissioner - (Vote for not more than two)

Precinct	Bill Thoman*	Syed Abedi*	Cast Votes	Undervotes	Overvotes	Unresolved write-ins	Vote by Mail Ballots Cast	Early Voting Ballots Cast	Election Day Voting Ballots Cast	Total Ballots Cast	Registered Voters	Turnout Percentage
PLAINFIELD PCT 001	258	175	433	289	0	0	88	80	193	361	1,632	22.12%
PLAINFIELD PCT 002	251	167	418	278	0	0	96	88	164	348	1,641	21.21%
PLAINFIELD PCT 003	240	153	393	281	0	0	91	86	160	337	1,561	21.59%
PLAINFIELD PCT 004	94	65	159	131	0	0	36	13	96	145	1,445	10.03%
PLAINFIELD PCT 005	96	71	167	91	0	0	59	8	62	129	1,490	8.66%
PLAINFIELD PCT 006	52	40	92	36	0	0	15	3	46	64	958	6.68%
PLAINFIELD PCT 007	103	85	188	96	0	0	62	17	63	142	1,957	7.26%
PLAINFIELD PCT 008	318	209	527	357	0	0	104	96	242	442	1,717	25.74%
PLAINFIELD PCT 009	329	218	547	483	0	0	108	161	246	515	1,953	26.37%
PLAINFIELD PCT 010	314	181	495	431	0	0	105	141	217	463	1,259	36.78%
PLAINFIELD PCT 011	43	43	86	32	0	0	24	3	32	59	804	7.34%
PLAINFIELD PCT 012	127	108	235	151	0	0	72	16	105	193	1,689	11.43%
PLAINFIELD PCT 013	444	259	703	561	0	0	176	172	284	632	2,743	23.04%
PLAINFIELD PCT 014	354	227	581	429	0	0	133	140	232	505	1,976	25.56%
PLAINFIELD PCT 015	354	199	553	393	0	0	155	114	204	473	2,022	23.39%
PLAINFIELD PCT 016	262	160	422	284	0	0	112	64	177	353	1,762	20.03%
PLAINFIELD PCT 017	108	72	180	118	0	0	60	13	76	149	1,712	8.70%
PLAINFIELD PCT 018	107	92	199	111	0	0	50	15	90	155	1,279	12.12%
PLAINFIELD PCT 019	120	105	225	131	0	0	40	35	103	178	1,865	9.54%
PLAINFIELD PCT 020	172	90	262	210	0	0	99	44	93	236	1,780	13.26%
PLAINFIELD PCT 021	145	82	227	173	0	0	71	30	99	200	1,242	16.10%

Canvass Results Report

Will County Election Night 4/1/2025

Run Time 12:34 PM

Run Date 04/16/2025

WILL COUNTY, ILLINOIS

CONSOLIDATED ELECTION - APRIL 1, 2025

4/1/2025

Page 320

Official Results

Registered Voters
79978 of 453563 = 17.63%

Precincts Reporting
310 of 310 = 100.00%

PLAINFIELD PARK DISTRICT (Kendall & Will Counties) For Park Commissioner - (Vote for not more than two)

Precinct	Bill Thoman*	Syed Abedi*	Cast Votes	Undervotes	Overvotes	Unresolved write-ins	Vote by Mail Ballots Cast	Early Voting Ballots Cast	Election Day Voting Ballots Cast	Total Ballots Cast	Registered Voters	Turnout Percentage
PLAINFIELD PCT 022	111	67	178	130	0	0	57	32	65	154	1,090	14.13%
PLAINFIELD PCT 023	121	83	204	138	0	0	49	24	98	171	1,105	15.48%
PLAINFIELD PCT 024	201	128	329	199	0	0	97	18	149	264	1,224	21.57%
PLAINFIELD PCT 025	116	80	196	134	0	0	65	19	81	165	1,792	9.21%
PLAINFIELD PCT 026	124	87	211	137	0	0	61	26	87	174	2,137	8.14%
PLAINFIELD PCT 027	80	67	147	105	0	0	48	12	66	126	1,276	9.87%
PLAINFIELD PCT 028	103	75	178	110	0	0	48	15	81	144	1,539	9.36%
PLAINFIELD PCT 029	117	89	206	122	0	0	61	16	87	164	1,363	12.03%
PLAINFIELD PCT 030	122	74	196	156	0	0	57	23	96	176	1,312	13.41%
PLAINFIELD PCT 031	117	89	206	138	0	0	61	29	82	172	1,331	12.92%
PLAINFIELD PCT 032	123	86	209	135	0	0	63	16	93	172	1,313	13.10%
PLAINFIELD PCT 033	169	96	265	219	0	0	82	42	118	242	1,393	17.37%
PLAINFIELD PCT 034	170	113	283	189	0	0	64	20	152	236	1,472	16.03%
PLAINFIELD PCT 035	106	76	182	134	0	0	49	13	96	158	1,431	11.04%
WHEATLAND PCT 001	128	87	215	135	0	0	63	31	81	175	1,286	13.61%
WHEATLAND PCT 016	61	46	107	49	0	0	24	14	40	78	627	12.44%
WHEATLAND PCT 023	162	117	279	191	0	0	74	46	115	235	1,889	12.44%
WHEATLAND PCT 025	224	126	350	264	0	0	75	69	163	307	1,722	17.83%
WHEATLAND PCT 026	235	139	374	246	0	0	91	81	138	310	1,250	24.80%
WHEATLAND PCT 028	175	110	285	207	0	0	53	48	145	246	1,319	18.65%
WHEATLAND PCT 029	292	200	492	328	0	0	103	78	229	410	1,804	22.73%

Canvass Results Report

Will County Election Night 4/1/2025

Run Time 12:34 PM

Run Date 04/16/2025

WILL COUNTY, ILLINOIS

CONSOLIDATED ELECTION - APRIL 1, 2025

4/1/2025

Page 321

Official Results

Registered Voters
79978 of 453563 = 17.63%

Precincts Reporting
310 of 310 = 100.00%

PLAINFIELD PARK DISTRICT (Kendall & Will Counties) For Park Commissioner - (Vote for not more than two)

Precinct	Bill Thoman*	Syed Abedi*	Cast Votes	Undervotes	Overvotes	Unresolved write-ins	Vote by Mail Ballots Cast	Early Voting Ballots Cast	Election Day Voting Ballots Cast	Total Ballots Cast	Registered Voters	Turnout Percentage
WHEATLAND PCT 030	220	135	355	275	0	0	71	72	172	315	1,831	17.20%
WHEATLAND PCT 036	105	69	174	124	0	0	47	26	76	149	807	18.46%
Totals	7,673	5,040	12,713	8,931	0	0	3,219	2,109	5,494	10,822	66,800	16.20%

I, the undersigned do hereby certify that on April 22, 2025, I canvassed the returns of an election held on April 1, 2025 for **PLAINFIELD PARK DISTRICT** and I proclaim that a total of **11,311** voters requested and received ballots and I do further certify the number of votes received for each candidate for this office, **and the winners are denoted with an asterisk next to his or her name.**

I further certify that the above is a true and complete Abstract of Votes and was prepared in my presence on April 22, 2025.



Annette Parker, County Clerk
The County of Will, Illinois

JURISDICTIONAL CANVASS
RUN DATE:04/15/25 03:02 PM

PLAINFIELD TWP.PK.DIST.
APRIL 1, 2025
KENDALL COUNTY, ILLINOIS

OFFICIAL
REPORT-EL86 PAGE 001

WITH 5 OF 5 PRECINCTS REPORTING

VOTES	PERCENT		VOTES	PERCENT
489		COMMISSIONER PLAINFIELD TWP.PK.DIST. (VOTE FOR) 2		
		02 = Bill Thoman	331	53.65
		03 = Syed Abedi	286	46.35

01 = BALLOTS CAST

	01	02	03
0069 NA AU SAY 2	126	89	68
0070 NA AU SAY 3	76	42	45
0071 NA AU SAY 4	94	69	50
0072 NA AU SAY 5	88	53	52
0073 NA AU SAY 6	105	78	71

0069 NA AU SAY 2
0070 NA AU SAY 3
0071 NA AU SAY 4
0072 NA AU SAY 5
0073 NA AU SAY 6

Canvass Results Report

Will County Election Night 4/1/2025

Run Time 12:34 PM
Run Date 04/16/2025

WILL COUNTY, ILLINOIS

CONSOLIDATED ELECTION - APRIL 1, 2025

4/1/2025
Page 322

Official Results

Registered Voters
79978 of 453563 = 17.63%
Precincts Reporting
310 of 310 = 100.00%

TINLEY PARK PARK DISTRICT (Cook & Will Counties) For Park Commissioner - (Vote for not more than three)

Precinct	Lisa M Butler	David J Vigilmo	Donald E Sachnoff	Marie Ryan	Lisa O'Donovan	Don Cuba	Cast Votes	Undervotes	Overvotes	Unresolved write-ins	Vote by Mail Ballots Cast	Early Voting Ballots Cast	Election Day Voting Ballots Cast	Total Ballots Cast	Registered Voters	Turnout Percentage
FRANKFORT PCT 003	12	8	8	11	15	11	65	7	0	0	4	10	10	24	119	20.17%
Totals	12	8	8	11	15	11	65	7	0	0	4	10	10	24	119	20.17%

This political subdivision has been canvassed by the election authority in which their principal office is located.

Canvass Results Report

Will County Election Night 4/1/2025

Run Time 12:34 PM

Run Date 04/16/2025

WILL COUNTY, ILLINOIS

CONSOLIDATED ELECTION - APRIL 1, 2025

4/1/2025

Page 323

Official Results

Registered Voters
79978 of 453563 = 17.63%

Precincts Reporting
310 of 310 = 100.00%

WILMINGTON PARK DISTRICT For Park Commissioner (To serve an unexpired 2-year term) - (Vote for one)

Precinct	No Candidate	Cast Votes	Undervotes	Overvotes	Unresolved write-ins	Vote by Mail Ballots Cast	Early Voting Ballots Cast	Election Day Voting Ballots Cast	Total Ballots Cast	Registered Voters	Turnout Percentage
FLORENCE PCT 001	0	0	0	0	0	30	6	73	109	258	42.25%
WESLEY PCT 001	0	0	0	0	0	2	2	6	10	26	38.46%
WILMINGTON PCT 001	0	0	0	0	0	57	29	254	340	1,206	28.19%
WILMINGTON PCT 002	0	0	0	0	0	34	9	186	229	834	27.46%
WILMINGTON PCT 003	0	0	0	0	0	82	28	355	465	1,344	34.60%
Totals	0	0	0	0	0	205	74	874	1,153	3,668	31.43%

Canvass Results Report

Will County Election Night 4/1/2025

Run Time 12:34 PM

Run Date 04/16/2025

WILL COUNTY, ILLINOIS

CONSOLIDATED ELECTION - APRIL 1, 2025

4/1/2025

Page 324

Official Results

Registered Voters
79978 of 453563 = 17.63%

Precincts Reporting
310 of 310 = 100.00%

WILMINGTON PARK DISTRICT For Park Commissioner - (Vote for not more than two)

Precinct	Shannon Savoia	Patrick Nugent	Benjamin Stickle	Cast Votes	Undervotes	Overvotes	Unresolved write-ins	Vote by Mail Ballots Cast	Early Voting Ballots Cast	Election Day Voting Ballots Cast	Total Ballots Cast	Registered Voters	Turnout Percentage
FLORENCE PCT 001	44	49	67	160	58	0	0	30	6	73	109	258	42.25%
WESLEY PCT 001	5	3	7	15	5	0	0	2	2	6	10	26	38.46%
WILMINGTON PCT 001	98	163	171	432	246	1	0	57	29	254	340	1,206	28.19%
WILMINGTON PCT 002	74	137	116	327	131	0	0	34	9	186	229	834	27.46%
WILMINGTON PCT 003	108	243	310	661	265	2	0	82	28	355	465	1,344	34.60%
Totals	329	595	671	1,595	705	3	0	205	74	874	1,153	3,668	31.43%

Canvass Results Report

Will County Election Night 4/1/2025

Run Time 12:34 PM
Run Date 04/16/2025

WILL COUNTY, ILLINOIS

CONSOLIDATED ELECTION - APRIL 1, 2025

4/1/2025
Page 325

Official Results

Registered Voters
79978 of 453563 = 17.63%

Precincts Reporting
310 of 310 = 100.00%

WOODRIDGE PARK DISTRICT (DuPage & Will Counties) For Park Commissioner - (Vote for not more than two)

Precinct	Sam Venouziou	Brian P. Coleman	Cast Votes	Undervotes	Overvotes	Unresolved write-ins	Vote by Mail Ballots Cast	Early Voting Ballots Cast	Election Day Voting Ballots Cast	Total Ballots Cast	Registered Voters	Turnout Percentage
DUPAGE PCT 028	0	0	0	0	0	0	0	0	0	0	3	0.00%
Totals	0	0	0	0	0	0	0	0	0	0	3	0.00%

This political subdivision has been canvassed by the election authority in which their principal office is located.

LIBRARY DISTRICTS



Canvass Results Report

Will County Election Night 4/1/2025

Run Time 12:34 PM

Run Date 04/16/2025

WILL COUNTY, ILLINOIS

CONSOLIDATED ELECTION - APRIL 1, 2025

4/1/2025

Page 326

Official Results

Registered Voters
79978 of 453563 = 17.63%

Precincts Reporting
310 of 310 = 100.00%

AURORA PUBLIC LIBRARY DISTRICT (DuPage, Kane, Kendall & Will Counties) For Library Trustee (To serve an unexpired 4-year term) - (Vote for one)

Precinct	No Candidate	Scott McCleary (W)	Cast Votes	Undervotes	Overvotes	Unresolved write-ins	Vote by Mail Ballots Cast	Early Voting Ballots Cast	Election Day Voting Ballots Cast	Total Ballots Cast	Registered Voters	Turnout Percentage
WHEATLAND PCT 031	0	2	2	254	0	0	80	47	129	256	1,410	18.16%
WHEATLAND PCT 032	0	0	0	371	0	0	87	91	193	371	1,801	20.60%
WHEATLAND PCT 033	0	2	2	342	0	0	81	69	194	344	1,682	20.45%
WHEATLAND PCT 034	0	0	0	305	0	0	71	44	190	305	1,385	22.02%
WHEATLAND PCT 035	0	2	2	306	0	0	114	85	109	308	1,101	27.97%
Totals	0	6	6	1,578	0	0	433	336	815	1,584	7,379	21.47%

This political subdivision has been canvassed by the election authority in which their principal office is located.

Canvass Results Report

Will County Election Night 4/1/2025

Run Time 12:34 PM

Run Date 04/16/2025

WILL COUNTY, ILLINOIS

CONSOLIDATED ELECTION - APRIL 1, 2025

4/1/2025

Page 327

Official Results

Registered Voters
79978 of 453563 = 17.63%

Precincts Reporting
310 of 310 = 100.00%

AURORA PUBLIC LIBRARY DISTRICT (DuPage, Kane, Kendall & Will Counties) For Library Trustee - (Vote for not more than two)

Precinct	Ram Tyagi	Joseph Sanchez	Kevin O'Neill	Vincent Gaddis	Paul LaTour	Cast Votes	Undervotes	Overvotes	Unresolved write-ins	Vote by Mail Ballots Cast	Early Voting Ballots Cast	Election Day Voting Ballots Cast	Total Ballots Cast	Registered Voters	Turnout Percentage
WHEATLAND PCT 031	80	77	71	60	35	323	187	1	0	80	47	129	256	1,410	18.16%
WHEATLAND PCT 032	95	109	144	72	73	493	243	3	0	87	91	193	371	1,801	20.60%
WHEATLAND PCT 033	83	131	122	85	52	473	215	0	0	81	69	194	344	1,682	20.45%
WHEATLAND PCT 034	71	101	109	89	44	414	196	0	0	71	44	190	305	1,385	22.02%
WHEATLAND PCT 035	68	101	114	67	52	402	214	0	0	114	85	109	308	1,101	27.97%
Totals	397	519	560	373	256	2,105	1,055	4	0	433	336	815	1,584	7,379	21.47%

This political subdivision has been canvassed by the election authority in which their principal office is located.

Canvass Results Report

Will County Election Night 4/1/2025

Run Time 12:34 PM

Run Date 04/16/2025

WILL COUNTY, ILLINOIS

CONSOLIDATED ELECTION - APRIL 1, 2025

4/1/2025

Page 328

Official Results

Registered Voters
79978 of 453563 = 17.63%

Precincts Reporting
310 of 310 = 100.00%

BEECHER PUBLIC LIBRARY DISTRICT For Library Trustee - (Vote for not more than three)

Precinct	Shirley R. Biery	Sheila Oppenhuis	Douglas Short, Jr.	Cast Votes	Undervotes	Overvotes	Unresolved write-ins	Vote by Mail Ballots Cast	Early Voting Ballots Cast	Election Day Voting Ballots Cast	Total Ballots Cast	Registered Voters	Turnout Percentage
WASHINGTON PCT 001	182	188	164	534	378	0	0	36	58	210	304	1,394	21.81%
WASHINGTON PCT 002	135	151	112	398	340	0	0	24	46	176	246	1,728	14.24%
WASHINGTON PCT 003	131	134	107	372	204	0	0	38	29	125	192	1,131	16.98%
WILL PCT 001	8	11	9	28	26	0	0	3	0	15	18	205	8.78%
Totals	456	484	392	1,332	948	0	0	101	133	526	760	4,458	17.05%

Canvass Results Report

Will County Election Night 4/1/2025

Run Time 12:34 PM
Run Date 04/16/2025

WILL COUNTY, ILLINOIS

CONSOLIDATED ELECTION - APRIL 1, 2025

4/1/2025
Page 329

Official Results

Registered Voters
79978 of 453563 = 17.63%
Precincts Reporting
310 of 310 = 100.00%

CRETE PUBLIC LIBRARY DISTRICT For Library Trustee - (Vote for not more than four)

Precinct	Leslee Williams	Suzanne Oliver	Heather Van Zyl	Phyllis W. Monks	Cast Votes	Undervotes	Overvotes	Unresolved write-ins	Vote by Mail Ballots Cast	Early Voting Ballots Cast	Election Day Voting Ballots Cast	Total Ballots Cast	Registered Voters	Turnout Percentage
CRETE PCT 001	37	35	31	36	139	89	0	0	17	12	28	57	634	8.99%
CRETE PCT 002	8	8	9	9	34	22	0	0	4	2	8	14	147	9.52%
CRETE PCT 003	7	7	8	13	35	21	0	0	8	4	2	14	43	32.56%
CRETE PCT 004	104	104	97	117	422	246	0	0	64	18	85	167	1,158	14.42%
CRETE PCT 005	94	71	66	76	307	225	0	0	37	16	80	133	1,333	9.98%
CRETE PCT 006	129	119	113	126	487	209	0	0	77	20	77	174	1,297	13.42%
CRETE PCT 007	86	73	69	72	300	160	0	0	44	10	61	115	1,260	9.13%
CRETE PCT 008	135	132	116	150	533	403	0	0	42	29	163	234	1,397	16.75%
CRETE PCT 009	122	119	122	155	518	298	0	0	55	26	123	204	1,250	16.32%
CRETE PCT 010	28	28	27	32	115	89	0	0	21	4	26	51	1,056	4.83%
CRETE PCT 011	89	85	92	99	365	159	0	0	50	18	63	131	1,102	11.89%
CRETE PCT 012	72	71	74	81	298	158	0	0	37	11	66	114	1,045	10.91%
Totals	911	852	824	966	3,553	2,079	0	0	456	170	782	1,408	11,722	12.01%

Canvass Results Report

Will County Election Night 4/1/2025

Run Time 12:34 PM
Run Date 04/16/2025

WILL COUNTY, ILLINOIS

CONSOLIDATED ELECTION - APRIL 1, 2025

4/1/2025
Page 330

Official Results

Registered Voters
79978 of 453563 = 17.63%
Precincts Reporting
310 of 310 = 100.00%

FOSSIL RIDGE PUBLIC LIBRARY DISTRICT (Grundy, Kankakee & Will Counties) For Library Trustee - (Vote for not more than two)

Precinct	Lora L. Grant*	Joyce K. Bauer*	Cast Votes	Undervotes	Overvotes	Unresolved write-ins	Vote by Mail Ballots Cast	Early Voting Ballots Cast	Election Day Voting Ballots Cast	Total Ballots Cast	Registered Voters	Turnout Percentage
CUSTER PCT 001	106	137	243	151	0	0	40	7	150	197	956	20.61%
REED PCT 001	255	247	502	420	0	0	43	75	343	461	1,549	29.76%
REED PCT 002	294	281	575	411	0	0	64	90	339	493	1,714	28.76%
REED PCT 003	269	260	529	359	0	0	55	92	297	444	1,556	28.53%
Totals	924	925	1,849	1,341	0	0	202	264	1,129	1,595	5,775	27.62%

I, the undersigned do hereby certify that on April 22, 2025, I canvassed the returns of an election held on April 1, 2025 for **FOSSIL RIDGE PUBLIC LIBRARY DISTRICT** and I proclaim that a total of **2,628** voters requested and received ballots and I do further certify the number of votes received for each candidate for this office, **and the winners are denoted with an asterisk next to his or her name.**

I further certify that the above is a true and complete Abstract of Votes and was prepared in my presence on April 22, 2025.



Annette Parker, County Clerk
The County of Will, Illinois

Canvass Results Report

Official Results

Run Time 10:33 AM

Run Date 04/16/2025

Grundy County, Illinois

Consolidated Election

4/1/2025

Page 105

Official Results

Registered Voters
6104 of 36413 = 16.76%

Precincts Reporting
40 of 40 = 100.00%

FOR FOSSIL RIDGE PUBLIC LIBRARY DISTRICT TRUSTEE - (VOTE FOR NOT MORE THAN TWO)

Precinct	LORA L. GRANT	JOYCE K. BAUER	Cast Votes	Undervotes	Overvotes	Vote by Mail Ballots Cast	Early Voting Ballots Cast	Election Day Voting Ballots Cast	Total Ballots Cast	Registered Voters	Turnout Percentage
BRACEVILLE 02	64	63	127	57	0	12	2	78	92	643	14.31%
GARFIELD 01	128	117	245	185	0	34	10	171	215	996	21.59%
GREENFIELD 01	134	119	253	197	0	34	9	182	225	664	33.89%
MAINE 01	0	0	0	0	0	0	0	0	0	3	0.00%
Totals	326	299	625	439	0	80	21	431	532	2,306	23.07%

ABSTRACT OF VOTES

STATE OF ILLINOIS)
COUNTY OF KANKAKEE) ss.

I, Dan Hendrickson, County Clerk of Kankakee County, do hereby certify that on April 15th, 2025, I canvassed the returns of the Consolidated Election held on April 1st, 2025, and do proclaim that a total of 501 voters requested and received ballots and I do further certify that the following list of candidates each received the number of votes recorded to him or her for the office listed below.

FOSSIL RIDGE LIBRARY DISTRICT TRUSTEE

CANDIDATE	VOTES
Lora L. Grant	316
Joyce K. Bauer	337

I further certify that the above is a true and complete Abstract of Votes and was confirmed in my presence this 15th day of April, 2025.


DAN HENDRICKSON, KANKAKEE COUNTY CLERK

*To see a report of the returns (votes received) by precinct, please refer to the Statement of Votes Cast-Final Canvass.

NOTE: "Each local canvassing board shall immediately transmit a signed copy or original duplicate of its complete Abstract of Votes to each election authority having jurisdiction over any of the respective political subdivision, and to the State Board of Elections..." (10 ILCS 5/22-18)

Statement of Votes Cast
 CONSOLIDATED ELECTION
 TUESDAY, APRIL 1, 2025
 KANKAKEE COUNTY, ILLINOIS
 April 1, 2025 Consolidated
 FINAL RESULTS

Date: 4/15/2025
 Time: 2:25:03 PM CDT
 Page 161/215

	Turnout				FOSSIL RIDGE LIBRARY DISTRICT TRUSTEE					
	Reg. Voters	Ballots Cast	% Turnout	Blank	Reg. Voters	Total Votes	Lora L. Grant		Joyce K. Bauer	
Jurisdiction Wide										
SALINA	957	222	23.20%	1	957	280	132	47.14%	148	52.86%
ESSEX	1076	279	25.93%	0	1076	373	184	49.33%	189	50.67%
Total	69501	15164	21.82%	11	2033	653	316	48.39%	337	51.61%

Canvass Results Report

Will County Election Night 4/1/2025

Run Time 12:34 PM

Run Date 04/16/2025

WILL COUNTY, ILLINOIS

CONSOLIDATED ELECTION - APRIL 1, 2025

4/1/2025

Page 331

Official Results

Registered Voters

79978 of 453563 = 17.63%

Precincts Reporting

310 of 310 = 100.00%

FOUNTAINDALE PUBLIC LIBRARY DISTRICT (DuPage & Will Counties) For Library Trustee (To serve an unexpired 4-year term) - (Vote for one)

Precinct	James A. Daunis Jr.*	Cast Votes	Undervotes	Overvotes	Unresolved write-ins	Vote by Mail Ballots Cast	Early Voting Ballots Cast	Election Day Voting Ballots Cast	Total Ballots Cast	Registered Voters	Turnout Percentage
DUPAGE PCT 001	1	1	1	0	0	0	2	0	2	3	66.67%
DUPAGE PCT 004	104	104	40	0	0	48	34	62	144	1,319	10.92%
DUPAGE PCT 005	151	151	46	0	0	55	45	97	197	1,116	17.65%
DUPAGE PCT 006	179	179	40	0	0	64	59	96	219	1,190	18.40%
DUPAGE PCT 007	0	0	1	0	0	1	0	0	1	9	11.11%
DUPAGE PCT 008	152	152	34	0	0	40	68	78	186	1,344	13.84%
DUPAGE PCT 009	111	111	31	0	0	32	35	75	142	1,168	12.16%
DUPAGE PCT 010	189	189	52	0	0	63	83	95	241	1,682	14.33%
DUPAGE PCT 011	201	201	42	0	0	60	98	85	243	1,432	16.97%
DUPAGE PCT 012	183	183	49	0	0	85	64	83	232	1,271	18.25%
DUPAGE PCT 013	168	168	38	0	0	66	50	90	206	1,707	12.07%
DUPAGE PCT 014	183	183	54	0	0	71	88	78	237	1,509	15.71%
DUPAGE PCT 015	191	191	52	0	0	69	66	108	243	1,517	16.02%
DUPAGE PCT 016	171	171	46	0	0	60	45	112	217	1,406	15.43%
DUPAGE PCT 017	179	179	73	0	0	65	78	109	252	1,721	14.64%
DUPAGE PCT 018	170	170	38	0	0	55	59	94	208	1,422	14.63%
DUPAGE PCT 019	144	144	53	0	0	34	92	71	197	1,430	13.78%
DUPAGE PCT 020	129	129	27	0	0	40	51	65	156	1,318	11.84%
DUPAGE PCT 021	160	160	26	0	0	36	58	92	186	1,594	11.67%
DUPAGE PCT 022	180	180	40	0	0	40	68	112	220	1,653	13.31%
DUPAGE PCT 023	160	160	46	0	0	51	57	98	206	1,847	11.15%

Canvass Results Report

Will County Election Night 4/1/2025

Run Time 12:34 PM

Run Date 04/16/2025

WILL COUNTY, ILLINOIS

CONSOLIDATED ELECTION - APRIL 1, 2025

4/1/2025

Page 332

Official Results

Registered Voters
79978 of 453563 = 17.63%

Precincts Reporting
310 of 310 = 100.00%

FOUNTAINDALE PUBLIC LIBRARY DISTRICT (DuPage & Will Counties) For Library Trustee (To serve an unexpired 4-year term) - (Vote for one)

Precinct	James A. Daunis Jr.*	Cast Votes	Undervotes	Overvotes	Unresolved write-ins	Vote by Mail Ballots Cast	Early Voting Ballots Cast	Election Day Voting Ballots Cast	Total Ballots Cast	Registered Voters	Turnout Percentage
DUPAGE PCT 024	162	162	60	0	0	67	72	83	222	1,455	15.26%
DUPAGE PCT 025	157	157	29	0	0	60	48	78	186	1,250	14.88%
DUPAGE PCT 026	127	127	37	0	0	23	57	84	164	1,284	12.77%
DUPAGE PCT 027	155	155	41	0	0	55	70	71	196	1,616	12.13%
DUPAGE PCT 028	132	132	28	0	0	42	47	71	160	1,619	9.88%
DUPAGE PCT 029	148	148	42	0	0	36	39	115	190	1,691	11.24%
DUPAGE PCT 030	122	122	33	0	0	33	50	72	155	1,364	11.36%
DUPAGE PCT 031	86	86	33	0	0	27	30	62	119	841	14.15%
DUPAGE PCT 032	0	0	0	0	0	0	0	0	0	0	0.00%
DUPAGE PCT 033	30	30	6	0	0	15	8	13	36	205	17.56%
WHEATLAND PCT 019	33	33	19	0	0	19	7	26	52	401	12.97%
WHEATLAND PCT 022	7	7	1	0	0	2	0	6	8	43	18.60%
Totals	4,265	4,265	1,158	0	0	1,414	1,628	2,381	5,423	39,427	13.75%

I, the undersigned do hereby certify that on April 22, 2025, I canvassed the returns of an election held on April 1, 2025 for **FOUNTAINDALE PUBLIC LIBRARY DISTRICT** and I proclaim that a total of **5,612** voters requested and received ballots and I do further certify the number of votes received for each candidate for this office, **and the winners are denoted with an asterisk next to his or her name.**

I further certify that the above is a true and complete Abstract of Votes and was prepared in my presence on April 22, 2025.

Annette Parker
Annette Parker, County Clerk
The County of Will, Illinois

Collar County Precincts

Election Results

Run Time 8:34 AM

Run Date 04/16/2025

DuPage County

2025 Consolidated

4/1/2025

Unofficial Results

Polling Places Reporting

274 of 274 = 100.00%

Fountaindale Unexpired 4 Year Library Trustee - (Vote for ONE)

Precinct	JAMES A. DAUNIS, JR.	Cast Votes	Undervotes	Overvotes	Early Voting Ballots Cast	Vote By Mail Ballots Cast	Polling Ballots Cast	Provisional Ballots Cast	Total Ballots Cast	Registered Voters	Turnout Percentage
Lisle 076	47	47	7	0	12	17	25	0	54	434	12.44%
Lisle 077	104	104	31	0	34	56	45	0	135	767	17.60%
Totals	151	151	38	0	46	73	70	0	189	1,201	15.74%

Canvass Results Report

Will County Election Night 4/1/2025

Run Time 12:34 PM
Run Date 04/16/2025

WILL COUNTY, ILLINOIS

CONSOLIDATED ELECTION - APRIL 1, 2025

4/1/2025
Page 333

Official Results

Registered Voters
79978 of 453563 = 17.63%
Precincts Reporting
310 of 310 = 100.00%

FOUNTAINDALE PUBLIC LIBRARY DISTRICT (DuPage & Will Counties) For Library Trustee - (Vote for not more than two)

Precinct	Kathryn J. Spindel*	Marcelo Valencia*	Cast Votes	Undervotes	Overvotes	Unresolved write-ins	Vote by Mail Ballots Cast	Early Voting Ballots Cast	Election Day Voting Ballots Cast	Total Ballots Cast	Registered Voters	Turnout Percentage
DUPAGE PCT 001	2	2	4	0	0	0	0	2	0	2	3	66.67%
DUPAGE PCT 004	101	89	190	98	0	0	48	34	62	144	1,319	10.92%
DUPAGE PCT 005	147	131	278	116	0	0	55	45	97	197	1,116	17.65%
DUPAGE PCT 006	172	154	326	112	0	0	64	59	96	219	1,190	18.40%
DUPAGE PCT 007	0	0	0	2	0	0	1	0	0	1	9	11.11%
DUPAGE PCT 008	144	131	275	97	0	0	40	68	78	186	1,344	13.84%
DUPAGE PCT 009	105	86	191	93	0	0	32	35	75	142	1,168	12.16%
DUPAGE PCT 010	190	169	359	123	0	0	63	83	95	241	1,682	14.33%
DUPAGE PCT 011	196	170	366	120	0	0	60	98	85	243	1,432	16.97%
DUPAGE PCT 012	188	152	340	124	0	0	85	64	83	232	1,271	18.25%
DUPAGE PCT 013	163	137	300	112	0	0	66	50	90	206	1,707	12.07%
DUPAGE PCT 014	170	146	316	158	0	0	71	88	78	237	1,509	15.71%
DUPAGE PCT 015	184	156	340	146	0	0	69	66	108	243	1,517	16.02%
DUPAGE PCT 016	154	142	296	138	0	0	60	45	112	217	1,406	15.43%
DUPAGE PCT 017	171	156	327	177	0	0	65	78	109	252	1,721	14.64%
DUPAGE PCT 018	166	147	313	103	0	0	55	59	94	208	1,422	14.63%
DUPAGE PCT 019	135	123	258	136	0	0	34	92	71	197	1,430	13.78%
DUPAGE PCT 020	128	107	235	77	0	0	40	51	65	156	1,318	11.84%
DUPAGE PCT 021	153	110	263	109	0	0	36	58	92	186	1,594	11.67%
DUPAGE PCT 022	171	142	313	127	0	0	40	68	112	220	1,653	13.31%
DUPAGE PCT 023	150	134	284	128	0	0	51	57	98	206	1,847	11.15%

Canvass Results Report

Will County Election Night 4/1/2025

Run Time 12:34 PM

Run Date 04/16/2025

WILL COUNTY, ILLINOIS

CONSOLIDATED ELECTION - APRIL 1, 2025

4/1/2025

Page 334

Official Results

Registered Voters

79978 of 453563 = 17.63%

Precincts Reporting

310 of 310 = 100.00%

FOUNTAINDALE PUBLIC LIBRARY DISTRICT (DuPage & Will Counties) For Library Trustee - (Vote for not more than two)

Precinct	Kathryn J. Spindel*	Marcelo Valencia*	Cast Votes	Undervotes	Overvotes	Unresolved write-ins	Vote by Mail Ballots Cast	Early Voting Ballots Cast	Election Day Voting Ballots Cast	Total Ballots Cast	Registered Voters	Turnout Percentage
DUPAGE PCT 024	157	139	296	148	0	0	67	72	83	222	1,455	15.26%
DUPAGE PCT 025	139	121	260	112	0	0	60	48	78	186	1,250	14.88%
DUPAGE PCT 026	118	107	225	103	0	0	23	57	84	164	1,284	12.77%
DUPAGE PCT 027	143	114	257	135	0	0	55	70	71	196	1,616	12.13%
DUPAGE PCT 028	116	108	224	96	0	0	42	47	71	160	1,619	9.88%
DUPAGE PCT 029	138	125	263	117	0	0	36	39	115	190	1,691	11.24%
DUPAGE PCT 030	117	91	208	102	0	0	33	50	72	155	1,364	11.36%
DUPAGE PCT 031	76	79	155	83	0	0	27	30	62	119	841	14.15%
DUPAGE PCT 032	0	0	0	0	0	0	0	0	0	0	0	0.00%
DUPAGE PCT 033	26	26	52	20	0	0	15	8	13	36	205	17.56%
WHEATLAND PCT 019	33	24	57	47	0	0	19	7	26	52	401	12.97%
WHEATLAND PCT 022	7	6	13	3	0	0	2	0	6	8	43	18.60%
Totals	4,060	3,524	7,584	3,262	0	0	1,414	1,628	2,381	5,423	39,427	13.75%

I, the undersigned do hereby certify that on April 22, 2025, I canvassed the returns of an election held on April 1, 2025 for **FOUNTAINDALE PUBLIC LIBRARY DISTRICT** and I proclaim that a total of **5,612** voters requested and received ballots and I do further certify the number of votes received for each candidate for this office, **and the winners are denoted with an asterisk next to his or her name.**

I further certify that the above is a true and complete Abstract of Votes and was prepared in my presence on April 22, 2025.

Annette Parker

Annette Parker, County Clerk
The County of Will, Illinois

Collar County Precincts

Election Results

Run Time 8:34 AM

Run Date 04/16/2025

DuPage County

2025 Consolidated

4/1/2025

Unofficial Results

Polling Places Reporting

274 of 274 = 100.00%

Fountaindale Library Trustee - (Vote for not more than TWO)

Precinct	KATHRYN J. SPINDEL	MARCELO VALENCIA	Cast Votes	Undervotes	Overvotes	Early Voting Ballots Cast	Vote By Mail Ballots Cast	Polling Ballots Cast	Provisional Ballots Cast	Total Ballots Cast	Registered Voters	Turnout Percentage
Lisle 076	44	43	87	21	0	12	17	25	0	54	434	12.44%
Lisle 077	101	96	197	73	0	34	56	45	0	135	767	17.60%
Totals	145	139	284	94	0	46	73	70	0	189	1,201	15.74%

FRANKFORT PUBLIC LIBRARY DISTRICT (Cook & Will Counties) For Library Trustee (To serve an unexpired 2-year term) - (Vote for not more than two)

Precinct	Lori Evenhouse*	Cast Votes	Undervotes	Overvotes	Unresolved write-ins	Vote by Mail Ballots Cast	Early Voting Ballots Cast	Election Day Voting Ballots Cast	Total Ballots Cast	Registered Voters	Turnout Percentage
FRANKFORT PCT 003	0	0	0	0	0	0	0	0	0	2	0.00%
FRANKFORT PCT 004	0	0	0	0	0	0	0	0	0	5	0.00%
FRANKFORT PCT 010	0	0	0	0	0	0	0	0	0	4	0.00%
FRANKFORT PCT 011	221	221	90	0	0	69	117	125	311	1,437	21.64%
FRANKFORT PCT 013	8	8	6	0	0	6	0	8	14	101	13.86%
FRANKFORT PCT 014	195	195	63	0	0	39	74	145	258	1,420	18.17%
FRANKFORT PCT 015	252	252	99	0	0	60	124	167	351	1,837	19.11%
FRANKFORT PCT 016	260	260	113	0	0	100	125	148	373	1,548	24.10%
FRANKFORT PCT 017	75	75	39	0	0	34	17	63	114	619	18.42%
FRANKFORT PCT 018	137	137	74	0	0	29	41	141	211	822	25.67%
FRANKFORT PCT 019	223	223	85	0	0	65	105	138	308	1,647	18.70%
FRANKFORT PCT 020	215	215	87	0	0	53	108	141	302	1,448	20.86%
FRANKFORT PCT 021	399	399	178	0	0	116	170	291	577	1,816	31.77%
FRANKFORT PCT 022	387	387	153	0	0	161	214	165	540	1,470	36.73%
FRANKFORT PCT 023	261	261	116	0	0	75	148	154	377	1,305	28.89%
FRANKFORT PCT 024	226	226	96	0	0	59	111	152	322	1,384	23.27%
FRANKFORT PCT 025	361	361	170	0	0	64	210	257	531	1,280	41.48%
FRANKFORT PCT 026	292	292	119	0	0	83	170	158	411	1,552	26.48%
FRANKFORT PCT 027	248	248	103	0	0	69	115	167	351	1,441	24.36%
FRANKFORT PCT 028	276	276	84	0	0	69	146	145	360	2,130	16.90%
Totals	4,036	4,036	1,675	0	0	1,151	1,995	2,565	5,711	23,268	24.54%

I, the undersigned do hereby certify that on April 22, 2025, I canvassed the returns of an election held on April 1, 2025 for **FRANKFORT PUBLIC LIBRARY DISTRICT** and I proclaim that a total of **5,739** voters requested and received ballots and I do further certify the number of votes received for each candidate for this office, **and the winners are denoted with an asterisk next to his or her name.**

I further certify that the above is a true and complete Abstract of Votes and was prepared in my presence on April 22, 2025.

Annette Parker
 Annette Parker, County Clerk
 The County of Will, Illinois

**1 Trst, Frankfort Library
 District, 2yr.**

		Registered Voters	Voters Cast	Turnout (%)	NON - Lori Evenhouse
9000001	Total	5	4	80.00%	2
9000014	Total	828	24	2.90%	21
9000023	Total	16	0	0.00%	
Frankfort Public Library District	Total	849	28	3.30%	23
Contest Total		849	28	3.30%	23

**1 Trst, Frankfort Library
 District, 2yr. Full**

		Registered Voters	Voters Cast	Turnout (%)	No Candidate
9000001	Total	5	4	80.00%	
9000014	Total	828	24	2.90%	
9000023	Total	16	0	0.00%	
Frankfort Public Library District	Total	849	28	3.30%	
Contest Total		849	28	3.30%	

FRANKFORT PUBLIC LIBRARY DISTRICT (Cook & Will Counties) For Library Trustee - (Vote for not more than four)

Precinct	Karen Miner*	Brooks Stenoish	Margaret Clemons-Adams	Emily Meszaros*	Autumn Faris*	Jeffrey W. Otway*	Cast Votes	Undervotes	Overvotes	Unresolved write-ins	Vote by Mail Ballots Cast	Early Voting Ballots Cast	Election Day Voting Ballots Cast	Total Ballots Cast	Registered Voters	Turnout Percentage
FRANKFORT PCT 003	0	0	0	0	0	0	0	0	0	0	0	0	0	0	2	0.00%
FRANKFORT PCT 004	0	0	0	0	0	0	0	0	0	0	0	0	0	0	5	0.00%
FRANKFORT PCT 010	0	0	0	0	0	0	0	0	0	0	0	0	0	0	4	0.00%
FRANKFORT PCT 011	126	99	102	139	133	99	698	546	0	0	69	117	125	311	1437	21.64%
FRANKFORT PCT 013	5	3	4	7	6	3	28	28	0	0	6	0	8	14	101	13.86%
FRANKFORT PCT 014	117	87	91	114	91	87	587	445	0	0	39	74	145	258	1420	18.17%
FRANKFORT PCT 015	156	102	115	137	128	153	791	605	2	0	60	124	167	351	1837	19.11%
FRANKFORT PCT 016	160	131	140	157	136	147	871	617	1	0	100	125	148	373	1548	24.10%
FRANKFORT PCT 017	50	39	43	44	45	41	262	194	0	0	34	17	63	114	619	18.42%
FRANKFORT PCT 018	88	60	62	95	84	91	480	360	1	0	29	41	141	211	822	25.67%
FRANKFORT PCT 019	134	82	94	122	123	101	656	576	0	0	65	105	138	308	1647	18.70%
FRANKFORT PCT 020	136	99	121	133	119	106	714	490	1	0	53	108	141	302	1448	20.86%
FRANKFORT PCT 021	250	200	197	259	240	215	1,361	939	2	0	116	170	291	577	1,816	31.77%
FRANKFORT PCT 022	247	207	185	213	221	215	1,288	868	1	0	161	214	165	540	1,470	36.73%
FRANKFORT PCT 023	146	129	137	163	152	150	877	631	0	0	75	148	154	377	1,305	28.89%
FRANKFORT PCT 024	142	119	112	137	143	120	773	515	0	0	59	111	152	322	1,384	23.27%
FRANKFORT PCT 025	200	156	173	214	200	200	1,143	977	1	0	64	210	257	531	1,280	41.48%
FRANKFORT PCT 026	164	146	148	159	224	148	989	655	0	0	83	170	158	411	1,552	26.48%
FRANKFORT PCT 027	149	129	129	135	125	109	776	628	0	0	69	115	167	351	1,441	24.36%
FRANKFORT PCT 028	170	140	124	166	147	130	877	551	3	0	69	146	145	360	2,130	16.90%
Totals	2,440	1,928	1,977	2,394	2,317	2,115	13,171	9,625	12	0	1,151	1,995	2,565	5,711	23,268	24.54%

I, the undersigned do hereby certify that on April 22, 2025, I canvassed the returns of an election held on April 1, 2025 for FRANKFORT PUBLIC LIBRARY DISTRICT and I proclaim that a total of 5,739 voters requested and received ballots and I do further certify the number of votes received for each candidate for this office, and the winners are denoted with an asterisk next to his or her name.

I further certify that the above is a true and complete Abstract of Votes and was prepared in my presence on April 22, 2025.

Annette Parker

Annette Parker, County Clerk
The County of Will, Illinois

1 Trst, Frankfort Library District, 4yr.

		Registered Voters	Voters Cast	Turnout (%)	NON - Karen Miner	NON - Brooks Stenioish	NON - Margaret Clemens-Adams	NON - Emily Meszaros	NON - Autumn Farris	NON - Jeffrey W. Otway
9000001	Total	5	4	80.00%	2	2	2		1	
9000014	Total	828	24	2.90%	16	15	12	19	13	16
9000023	Total	16	0	0.00%						
Frankfort Public Library District	Total	849	28	3.30%	18	17	14	19	14	16
Contest Total		849	28	3.30%	18	17	14	19	14	16

Canvass Results Report

Will County Election Night 4/1/2025

Run Time 12:34 PM
Run Date 04/16/2025

WILL COUNTY, ILLINOIS

CONSOLIDATED ELECTION - APRIL 1, 2025

4/1/2025
Page 337

Official Results

Registered Voters
79978 of 453563 = 17.63%
Precincts Reporting
310 of 310 = 100.00%

HOMER TOWNSHIP PUBLIC LIBRARY DISTRICT For Library Trustee (To serve an unexpired 2-year term) - (Vote for not more than two)

Precinct	Dan Kenney	Julie Hueckstaedt	Cast Votes	Undervotes	Overvotes	Unresolved write-ins	Vote by Mail Ballots Cast	Early Voting Ballots Cast	Election Day Voting Ballots Cast	Total Ballots Cast	Registered Voters	Turnout Percentage
HOMER PCT 001	74	70	144	140	0	0	30	10	102	142	1,500	9.47%
HOMER PCT 002	216	204	420	248	0	0	70	55	209	334	1,617	20.66%
HOMER PCT 003	146	148	294	144	0	0	50	36	133	219	1,290	16.98%
HOMER PCT 004	210	186	396	264	0	0	84	56	190	330	1,471	22.43%
HOMER PCT 005	147	120	267	193	0	0	54	51	125	230	1,151	19.98%
HOMER PCT 006	166	152	318	168	0	0	82	44	117	243	1,455	16.70%
HOMER PCT 007	190	164	354	238	0	0	70	35	191	296	1,454	20.36%
HOMER PCT 008	185	179	364	178	0	0	95	50	126	271	1,423	19.04%
HOMER PCT 009	112	101	213	147	0	0	41	17	122	180	1,190	15.13%
HOMER PCT 010	123	107	230	114	0	0	60	19	93	172	1,002	17.17%
HOMER PCT 011	172	177	349	221	0	0	72	47	166	285	1,470	19.39%
HOMER PCT 012	161	166	327	245	0	0	59	45	182	286	1,550	18.45%
HOMER PCT 013	121	132	253	185	0	0	74	30	115	219	1,650	13.27%
HOMER PCT 014	152	138	290	256	0	0	68	47	158	273	1,554	17.57%
HOMER PCT 015	152	161	313	195	0	0	63	53	138	254	1,899	13.38%
HOMER PCT 016	165	166	331	257	0	0	81	36	177	294	2,208	13.32%
HOMER PCT 017	186	154	340	212	0	0	64	55	157	276	1,573	17.55%
HOMER PCT 018	149	153	302	150	0	0	49	36	141	226	2,017	11.20%
HOMER PCT 019	189	192	381	209	0	0	85	22	188	295	1,694	17.41%
Totals	3,016	2,870	5,886	3,764	0	0	1,251	744	2,830	4,825	29,168	16.54%

Canvass Results Report

Will County Election Night 4/1/2025

Run Time 12:34 PM
Run Date 04/16/2025

WILL COUNTY, ILLINOIS

CONSOLIDATED ELECTION - APRIL 1, 2025

4/1/2025
Page 338

Official Results

Registered Voters
79978 of 453563 = 17.63%
Precincts Reporting
310 of 310 = 100.00%

HOMER TOWNSHIP PUBLIC LIBRARY DISTRICT For Library Trustee - (Vote for not more than three)

Precinct	Eileen McCaffrey	Phyllis Dahlstrand	Kathryn Mitchell	Cast Votes	Undervotes	Overvotes	Unresolved write-ins	Vote by Mail Ballots Cast	Early Voting Ballots Cast	Election Day Voting Ballots Cast	Total Ballots Cast	Registered Voters	Turnout Percentage
HOMER PCT 001	73	69	76	218	208	0	0	30	10	102	142	1,500	9.47%
HOMER PCT 002	212	198	208	618	384	0	0	70	55	209	334	1,617	20.66%
HOMER PCT 003	145	131	131	407	250	0	0	50	36	133	219	1,290	16.98%
HOMER PCT 004	199	175	192	566	424	0	0	84	56	190	330	1,471	22.43%
HOMER PCT 005	141	122	137	400	290	0	0	54	51	125	230	1,151	19.98%
HOMER PCT 006	173	148	160	481	248	0	0	82	44	117	243	1,455	16.70%
HOMER PCT 007	182	170	173	525	363	0	0	70	35	191	296	1,454	20.36%
HOMER PCT 008	195	171	183	549	264	0	0	95	50	126	271	1,423	19.04%
HOMER PCT 009	112	98	99	309	231	0	0	41	17	122	180	1,190	15.13%
HOMER PCT 010	112	102	115	329	187	0	0	60	19	93	172	1,002	17.17%
HOMER PCT 011	184	160	167	511	344	0	0	72	47	166	285	1,470	19.39%
HOMER PCT 012	159	151	158	468	390	0	0	59	45	182	286	1,550	18.45%
HOMER PCT 013	123	120	134	377	280	0	0	74	30	115	219	1,650	13.27%
HOMER PCT 014	131	126	129	386	433	0	0	68	47	158	273	1,554	17.57%
HOMER PCT 015	156	144	147	447	315	0	0	63	53	138	254	1,899	13.38%
HOMER PCT 016	183	153	160	496	386	0	0	81	36	177	294	2,208	13.32%
HOMER PCT 017	170	151	166	487	341	0	0	64	55	157	276	1,573	17.55%
HOMER PCT 018	154	149	151	454	224	0	0	49	36	141	226	2,017	11.20%
HOMER PCT 019	189	176	180	545	340	0	0	85	22	188	295	1,694	17.41%
Totals	2,993	2,714	2,866	8,573	5,902	0	0	1,251	744	2,830	4,825	29,168	16.54%

Canvass Results Report

Will County Election Night 4/1/2025

Run Time 12:34 PM

Run Date 04/16/2025

WILL COUNTY, ILLINOIS

CONSOLIDATED ELECTION - APRIL 1, 2025

4/1/2025

Page 339

Official Results

Registered Voters
79978 of 453563 = 17.63%

Precincts Reporting
310 of 310 = 100.00%

MANHATTAN-ELWOOD PUBLIC LIBRARY DISTRICT For Library Trustee (To serve an unexpired 2-year term) - (Vote for one)

Precinct	Amanda Dearing	Cast Votes	Undervotes	Overvotes	Unresolved write-ins	Vote by Mail Ballots Cast	Early Voting Ballots Cast	Election Day Voting Ballots Cast	Total Ballots Cast	Registered Voters	Turnout Percentage
JACKSON PCT 001	153	153	39	0	0	38	23	131	192	1,350	14.22%
JACKSON PCT 002	178	178	38	0	0	51	32	133	216	1,373	15.73%
MANHATTAN PCT 001	307	307	93	0	0	89	61	250	400	1,676	23.87%
MANHATTAN PCT 002	380	380	150	0	0	73	135	322	530	2,033	26.07%
MANHATTAN PCT 003	199	199	67	0	0	46	59	161	266	1,361	19.54%
MANHATTAN PCT 004	275	275	118	0	0	41	109	243	393	1,617	24.30%
MANHATTAN PCT 005	260	260	103	0	0	60	107	196	363	1,890	19.21%
Totals	1,752	1,752	608	0	0	398	526	1,436	2,360	11,300	20.88%

Canvass Results Report

Will County Election Night 4/1/2025

Run Time 12:34 PM

Run Date 04/16/2025

WILL COUNTY, ILLINOIS

CONSOLIDATED ELECTION - APRIL 1, 2025

4/1/2025

Page 340

Official Results

Registered Voters
79978 of 453563 = 17.63%

Precincts Reporting
310 of 310 = 100.00%

MANHATTAN-ELWOOD PUBLIC LIBRARY DISTRICT For Library Trustee - (Vote for not more than four)

Precinct	Thomas Murray	Patricia Blatti	Keri English	Janice Krekel	Cast Votes	Undervotes	Overvotes	Unresolved write-ins	Vote by Mail Ballots Cast	Early Voting Ballots Cast	Election Day Voting Ballots Cast	Total Ballots Cast	Registered Voters	Turnout Percentage
JACKSON PCT 001	111	124	98	112	445	323	0	0	38	23	131	192	1,350	14.22%
JACKSON PCT 002	118	144	117	123	502	362	0	0	51	32	133	216	1,373	15.73%
MANHATTAN PCT 001	237	246	233	222	938	662	0	0	89	61	250	400	1,676	23.87%
MANHATTAN PCT 002	253	314	241	244	1,052	1,068	0	0	73	135	322	530	2,033	26.07%
MANHATTAN PCT 003	154	166	156	152	628	436	0	0	46	59	161	266	1,361	19.54%
MANHATTAN PCT 004	220	220	206	190	836	736	0	0	41	109	243	393	1,617	24.30%
MANHATTAN PCT 005	201	211	200	182	794	658	0	0	60	107	196	363	1,890	19.21%
Totals	1,294	1,425	1,251	1,225	5,195	4,245	0	0	398	526	1,436	2,360	11,300	20.88%

Canvass Results Report

Will County Election Night 4/1/2025

Run Time 12:34 PM
Run Date 04/16/2025

WILL COUNTY, ILLINOIS

CONSOLIDATED ELECTION - APRIL 1, 2025

4/1/2025
Page 341

Official Results

Registered Voters
79978 of 453563 = 17.63%

Precincts Reporting
310 of 310 = 100.00%

MANTENO PUBLIC LIBRARY DISTRICT (Kankakee & Will Counties) For Library Trustee - (Vote for not more than two)

Precinct	Gale Dodge	Donna Nelson	Cast Votes	Undervotes	Overvotes	Unresolved write-ins	Vote by Mail Ballots Cast	Early Voting Ballots Cast	Election Day Voting Ballots Cast	Total Ballots Cast	Registered Voters	Turnout Percentage
WESLEY PCT 001	6	4	10	4	0	0	3	0	4	7	19	36.84%
Totals	6	4	10	4	0	0	3	0	4	7	19	36.84%

This political subdivision has been canvassed by the election authority in which their principal office is located.

Canvass Results Report

Will County Election Night 4/1/2025

Run Time 12:34 PM

Run Date 04/16/2025

WILL COUNTY, ILLINOIS

CONSOLIDATED ELECTION - APRIL 1, 2025

4/1/2025

Page 342

Official Results

Registered Voters

79978 of 453563 = 17.63%

Precincts Reporting

310 of 310 = 100.00%

MOKENA COMMUNITY PUBLIC LIBRARY DISTRICT For Library Trustee - (Vote for not more than two)

Precinct	Marilyn O'Rourke	Alvin R. Kempf, Jr.	Cast Votes	Undervotes	Overvotes	Unresolved write-ins	Vote by Mail Ballots Cast	Early Voting Ballots Cast	Election Day Voting Ballots Cast	Total Ballots Cast	Registered Voters	Turnout Percentage
FRANKFORT PCT 001	250	184	434	276	0	0	64	90	201	355	1,938	18.32%
FRANKFORT PCT 002	218	161	379	235	0	0	64	101	142	307	1,305	23.52%
FRANKFORT PCT 003	0	0	0	0	0	0	0	0	0	0	3	0.00%
FRANKFORT PCT 004	196	144	340	250	0	0	81	73	141	295	1,398	21.10%
FRANKFORT PCT 005	316	212	528	314	0	0	101	97	223	421	2,019	20.85%
FRANKFORT PCT 006	252	164	416	292	0	0	51	81	222	354	1,417	24.98%
FRANKFORT PCT 007	214	160	374	228	0	0	62	80	159	301	1,358	22.16%
FRANKFORT PCT 008	80	54	134	60	0	0	30	29	38	97	716	13.55%
FRANKFORT PCT 012	224	164	388	242	0	0	58	74	183	315	1,170	26.92%
FRANKFORT PCT 013	175	131	306	200	0	0	66	47	140	253	1,131	22.37%
FRANKFORT PCT 017	191	154	345	265	0	0	65	75	165	305	1,285	23.74%
FRANKFORT PCT 018	96	79	175	105	0	0	28	46	66	140	679	20.62%
Totals	2,212	1,607	3,819	2,467	0	0	670	793	1,680	3,143	14,419	21.80%

Canvass Results Report

Will County Election Night 4/1/2025

Run Time 12:34 PM

Run Date 04/16/2025

WILL COUNTY, ILLINOIS

CONSOLIDATED ELECTION - APRIL 1, 2025

4/1/2025

Page 343

Official Results

Registered Voters
79978 of 453563 = 17.63%

Precincts Reporting
310 of 310 = 100.00%

NEW LENOX PUBLIC LIBRARY DISTRICT For Library Trustee - (Vote for not more than three)

Precinct	Michelle DeBella-Monbrod	Alex Vancina	Dawn Wheat	Cast Votes	Undervotes	Overvotes	Unresolved write-ins	Vote by Mail Ballots Cast	Early Voting Ballots Cast	Election Day Voting Ballots Cast	Total Ballots Cast	Registered Voters	Turnout Percentage
JOLIET PCT 037	6	9	7	22	11	0	0	4	2	5	11	160	6.88%
NEW LENOX PCT 001	9	9	10	28	8	0	0	5	2	5	12	82	14.63%
NEW LENOX PCT 002	163	175	174	512	265	0	0	85	38	136	259	1,861	13.92%
NEW LENOX PCT 003	1	0	0	1	2	0	0	1	0	0	1	12	8.33%
NEW LENOX PCT 004	93	108	93	294	174	0	0	35	23	98	156	990	15.76%
NEW LENOX PCT 005	100	126	107	333	276	0	0	50	42	111	203	1,337	15.18%
NEW LENOX PCT 006	108	124	113	345	267	0	0	49	33	122	204	1,509	13.52%
NEW LENOX PCT 007	161	157	160	478	371	0	0	107	74	102	283	1,696	16.69%
NEW LENOX PCT 008	123	126	121	370	251	0	0	63	44	100	207	1,330	15.56%
NEW LENOX PCT 009	63	64	61	188	133	0	0	23	12	72	107	946	11.31%
NEW LENOX PCT 010	193	209	199	601	338	0	0	77	78	158	313	1,630	19.20%
NEW LENOX PCT 011	173	179	176	528	312	0	0	54	61	165	280	1,845	15.18%
NEW LENOX PCT 012	119	124	121	364	221	0	0	51	33	111	195	1,415	13.78%
NEW LENOX PCT 013	161	161	171	493	320	0	0	81	43	147	271	1,772	15.29%
NEW LENOX PCT 014	178	178	176	532	299	0	0	64	49	164	277	2,109	13.13%
NEW LENOX PCT 015	117	116	117	350	229	0	0	64	32	97	193	1,526	12.65%
NEW LENOX PCT 016	141	136	143	420	249	0	0	76	39	108	223	1,343	16.60%
NEW LENOX PCT 017	182	176	167	525	270	0	0	85	61	119	265	1,371	19.33%
NEW LENOX PCT 018	124	115	117	356	238	0	0	53	30	115	198	1,780	11.12%
NEW LENOX PCT 019	123	121	120	364	242	0	0	51	39	112	202	2,082	9.70%

Canvass Results Report

Will County Election Night 4/1/2025

Run Time 12:34 PM

Run Date 04/16/2025

WILL COUNTY, ILLINOIS

CONSOLIDATED ELECTION - APRIL 1, 2025

4/1/2025

Page 344

Official Results

Registered Voters
79978 of 453563 = 17.63%

Precincts Reporting
310 of 310 = 100.00%

NEW LENOX PUBLIC LIBRARY DISTRICT For Library Trustee - (Vote for not more than three)

Precinct	Michelle DeBella-Monbrod	Alex Vancina	Dawn Wheat	Cast Votes	Undervotes	Overvotes	Unresolved write-ins	Vote by Mail Ballots Cast	Early Voting Ballots Cast	Election Day Voting Ballots Cast	Total Ballots Cast	Registered Voters	Turnout Percentage
NEW LENOX PCT 020	196	198	203	597	345	0	0	106	57	151	314	2,268	13.84%
Totals	2,534	2,611	2,556	7,701	4,821	0	0	1,184	792	2,198	4,174	29,064	14.36%

Canvass Results Report

Will County Election Night 4/1/2025

Run Time 12:34 PM

Run Date 04/16/2025

WILL COUNTY, ILLINOIS

CONSOLIDATED ELECTION - APRIL 1, 2025

4/1/2025

Page 345

Official Results

Registered Voters

79978 of 453563 = 17.63%

Precincts Reporting

310 of 310 = 100.00%

VILLAGE OF ORLAND PARK LIBRARY DISTRICT (Cook & Will Counties) For Library Trustee - (Vote for not more than two)

Precinct	Bridget M. Lindbloom	Charles McShane	John Nugent	Linda S. Michaels	Cast Votes	Undervotes	Overvotes	Unresolved write-ins	Vote by Mail Ballots Cast	Early Voting Ballots Cast	Election Day Voting Ballots Cast	Total Ballots Cast	Registered Voters	Turnout Percentage
FRANKFORT PCT 002	33	20	9	23	85	33	0	0	48	6	5	59	215	27.44%
Totals	33	20	9	23	85	33	0	0	48	6	5	59	215	27.44%

This political subdivision has been canvassed by the election authority in which their principal office is located.

Canvass Results Report

Will County Election Night 4/1/2025

Run Time 12:34 PM
Run Date 04/16/2025

WILL COUNTY, ILLINOIS

CONSOLIDATED ELECTION - APRIL 1, 2025

4/1/2025
Page 346

Official Results

Registered Voters
79978 of 453563 = 17.63%
Precincts Reporting
310 of 310 = 100.00%

OSWEGO PUBLIC LIBRARY DISTRICT (Kane, Kendall & Will Counties) For Library Trustee - (Vote for not more than four)

Precinct	Lu Anne Harkins	Peter Wallers	Terry Tambllyn	James Connon	James T. "Jim" Marter	Cast Votes	Undervotes	Overvotes	Unresolved write-ins	Vote by Mail Ballots Cast	Early Voting Ballots Cast	Election Day Voting Ballots Cast	Total Ballots Cast	Registered Voters	Turnout Percentage
WHEATLAND PCT 023	34	23	25	20	17	119	125	0	0	18	15	28	61	543	11.23%
WHEATLAND PCT 032	1	0	1	1	1	4	4	0	0	2	0	0	2	1	200.00%
WHEATLAND PCT 034	1	1	1	1	0	4	0	0	0	0	0	1	1	5	20.00%
WHEATLAND PCT 035	3	4	4	4	3	18	10	0	0	2	3	2	7	37	18.92%
WHEATLAND PCT 036	93	67	77	74	56	367	261	0	0	60	26	71	157	919	17.08%
Totals	132	95	108	100	77	512	400	0	0	82	44	102	228	1,505	15.15%

This political subdivision has been canvassed by the election authority in which their principal office is located.

Canvass Results Report

Will County Election Night 4/1/2025

Run Time 12:34 PM
Run Date 04/16/2025

WILL COUNTY, ILLINOIS

CONSOLIDATED ELECTION - APRIL 1, 2025

4/1/2025
Page 347

Official Results

Registered Voters
79978 of 453563 = 17.63%
Precincts Reporting
310 of 310 = 100.00%

VILLAGE OF PARK FOREST PUBLIC LIBRARY (Cook & Will Counties) For Library Trustee - (Vote for not more than two)

Precinct	Joshua Travis	Jessica Rodrigues	Cast Votes	Undervotes	Overvotes	Unresolved write-ins	Vote by Mail Ballots Cast	Early Voting Ballots Cast	Election Day Voting Ballots Cast	Total Ballots Cast	Registered Voters	Turnout Percentage
CRETE PCT 001	11	9	20	10	0	0	1	1	13	15	408	3.68%
MONEE PCT 001	44	49	93	37	0	0	32	7	26	65	743	8.75%
MONEE PCT 002	26	26	52	12	0	0	20	3	9	32	539	5.94%
Totals	81	84	165	59	0	0	53	11	48	112	1,690	6.63%

This political subdivision has been canvassed by the election authority in which their principal office is located.

Canvass Results Report

Will County Election Night 4/1/2025

Run Time 12:34 PM
Run Date 04/16/2025

WILL COUNTY, ILLINOIS

CONSOLIDATED ELECTION - APRIL 1, 2025

4/1/2025
Page 348

Official Results

Registered Voters
79978 of 453563 = 17.63%
Precincts Reporting
310 of 310 = 100.00%

PEOTONE PUBLIC LIBRARY DISTRICT For Library Trustee - (Vote for not more than four)

Precinct	Jean Oliver	Mary Jane Carlson	Susan Chisausky	Sarah Dascenzo	Cast Votes	Undervotes	Overvotes	Unresolved write-ins	Vote by Mail Ballots Cast	Early Voting Ballots Cast	Election Day Voting Ballots Cast	Total Ballots Cast	Registered Voters	Turnout Percentage
GREEN GARDEN PCT 001	189	192	169	160	710	658	0	0	58	48	236	342	1,534	22.29%
GREEN GARDEN PCT 002	182	182	152	161	677	559	0	0	59	26	224	309	1,589	19.45%
MANHATTAN PCT 003	0	0	0	0	0	0	0	0	0	0	0	0	5	0.00%
MONEE PCT 001	16	14	15	15	60	32	0	0	20	0	3	23	268	8.58%
MONEE PCT 003	169	172	154	153	648	544	0	0	52	12	234	298	1,443	20.65%
MONEE PCT 004	228	246	204	200	878	618	0	0	69	44	261	374	1,500	24.93%
MONEE PCT 008	148	148	127	131	554	498	0	0	43	15	205	263	1,268	20.74%
PEOTONE PCT 001	340	224	225	201	990	1,170	0	0	65	15	460	540	1,495	36.12%
PEOTONE PCT 002	362	267	261	243	1,133	963	0	0	97	22	405	524	1,549	33.83%
WILL PCT 001	157	111	113	98	479	473	0	0	31	13	194	238	969	24.56%
WILTON PCT 001	120	87	79	83	369	423	0	0	27	3	168	198	596	33.22%
Totals	1,911	1,643	1,499	1,445	6,498	5,938	0	0	521	198	2,390	3,109	12,216	25.45%

Canvass Results Report

Will County Election Night 4/1/2025

Run Time 12:34 PM

Run Date 04/16/2025

WILL COUNTY, ILLINOIS

CONSOLIDATED ELECTION - APRIL 1, 2025

4/1/2025

Page 349

Official Results

Registered Voters
79978 of 453563 = 17.63%

Precincts Reporting
310 of 310 = 100.00%

PLAINFIELD PUBLIC LIBRARY DISTRICT (Kendall & Will Counties) For Library Trustee (To serve an unexpired 2-year term) - (Vote for one)

Precinct	No Candidate	Cast Votes	Undervotes	Overvotes	Unresolved write-ins	Vote by Mail Ballots Cast	Early Voting Ballots Cast	Election Day Voting Ballots Cast	Total Ballots Cast	Registered Voters	Turnout Percentage
PLAINFIELD PCT 001	0	0	0	0	0	88	80	193	361	1,632	22.12%
PLAINFIELD PCT 002	0	0	0	0	0	96	88	164	348	1,641	21.21%
PLAINFIELD PCT 003	0	0	0	0	0	91	86	160	337	1,561	21.59%
PLAINFIELD PCT 004	0	0	0	0	0	36	13	96	145	1,445	10.03%
PLAINFIELD PCT 005	0	0	0	0	0	59	8	62	129	1,490	8.66%
PLAINFIELD PCT 006	0	0	0	0	0	15	3	46	64	958	6.68%
PLAINFIELD PCT 007	0	0	0	0	0	62	17	63	142	1,957	7.26%
PLAINFIELD PCT 008	0	0	0	0	0	104	96	242	442	1,717	25.74%
PLAINFIELD PCT 009	0	0	0	0	0	108	161	246	515	1,953	26.37%
PLAINFIELD PCT 010	0	0	0	0	0	105	141	217	463	1,259	36.78%
PLAINFIELD PCT 011	0	0	0	0	0	24	3	32	59	804	7.34%
PLAINFIELD PCT 012	0	0	0	0	0	72	16	105	193	1,689	11.43%
PLAINFIELD PCT 013	0	0	0	0	0	176	172	284	632	2,743	23.04%
PLAINFIELD PCT 014	0	0	0	0	0	133	140	232	505	1,976	25.56%
PLAINFIELD PCT 015	0	0	0	0	0	124	106	176	406	1,624	25.00%
PLAINFIELD PCT 016	0	0	0	0	0	112	64	177	353	1,762	20.03%
PLAINFIELD PCT 017	0	0	0	0	0	13	3	22	38	315	12.06%
PLAINFIELD PCT 018	0	0	0	0	0	10	6	41	57	385	14.81%
PLAINFIELD PCT 019	0	0	0	0	0	40	35	103	178	1,830	9.73%
PLAINFIELD PCT 020	0	0	0	0	0	28	8	36	72	618	11.65%
PLAINFIELD PCT 021	0	0	0	0	0	21	19	40	80	441	18.14%

Canvass Results Report

Will County Election Night 4/1/2025

Run Time 12:34 PM

Run Date 04/16/2025

WILL COUNTY, ILLINOIS

CONSOLIDATED ELECTION - APRIL 1, 2025

4/1/2025

Page 350

Official Results

Registered Voters
79978 of 453563 = 17.63%

Precincts Reporting
310 of 310 = 100.00%

PLAINFIELD PUBLIC LIBRARY DISTRICT (Kendall & Will Counties) For Library Trustee (To serve an unexpired 2-year term) - (Vote for one)

Precinct	No Candidate	Cast Votes	Undervotes	Overvotes	Unresolved write-ins	Vote by Mail Ballots Cast	Early Voting Ballots Cast	Election Day Voting Ballots Cast	Total Ballots Cast	Registered Voters	Turnout Percentage
PLAINFIELD PCT 022	0	0	0	0	0	34	17	36	87	384	22.66%
PLAINFIELD PCT 023	0	0	0	0	0	24	4	35	63	383	16.45%
PLAINFIELD PCT 024	0	0	0	0	0	55	10	88	153	834	18.35%
PLAINFIELD PCT 025	0	0	0	0	0	19	10	33	62	602	10.30%
PLAINFIELD PCT 026	0	0	0	0	0	50	17	68	135	1,502	8.99%
PLAINFIELD PCT 027	0	0	0	0	0	22	6	32	60	701	8.56%
PLAINFIELD PCT 028	0	0	0	0	0	12	3	17	32	247	12.96%
PLAINFIELD PCT 029	0	0	0	0	0	0	0	0	0	0	0.00%
PLAINFIELD PCT 031	0	0	0	0	0	11	8	8	27	88	30.68%
PLAINFIELD PCT 032	0	0	0	0	0	0	0	0	0	1	0.00%
PLAINFIELD PCT 033	0	0	0	0	0	2	0	1	3	10	30.00%
PLAINFIELD PCT 034	0	0	0	0	0	17	2	30	49	419	11.69%
PLAINFIELD PCT 035	0	0	0	0	0	31	8	55	94	919	10.23%
WHEATLAND PCT 001	0	0	0	0	0	63	31	81	175	1,286	13.61%
WHEATLAND PCT 016	0	0	0	0	0	24	14	40	78	627	12.44%
WHEATLAND PCT 019	0	0	0	0	0	44	14	71	129	760	16.97%
WHEATLAND PCT 022	0	0	0	0	0	77	62	111	250	1,875	13.33%
WHEATLAND PCT 023	0	0	0	0	0	52	27	76	155	1,268	12.22%
WHEATLAND PCT 025	0	0	0	0	0	75	69	163	307	1,722	17.83%
WHEATLAND PCT 026	0	0	0	0	0	121	96	159	376	1,734	21.68%
WHEATLAND PCT 027	0	0	0	0	0	55	30	51	136	806	16.87%

Canvass Results Report

Will County Election Night 4/1/2025

Run Time 12:34 PM
Run Date 04/16/2025

WILL COUNTY, ILLINOIS

CONSOLIDATED ELECTION - APRIL 1, 2025

4/1/2025
Page 351

Official Results

Registered Voters
79978 of 453563 = 17.63%
Precincts Reporting
310 of 310 = 100.00%

PLAINFIELD PUBLIC LIBRARY DISTRICT (Kendall & Will Counties) For Library Trustee (To serve an unexpired 2-year term) - (Vote for one)

Precinct	No Candidate	Cast Votes	Undervotes	Overvotes	Unresolved write-ins	Vote by Mail Ballots Cast	Early Voting Ballots Cast	Election Day Voting Ballots Cast	Total Ballots Cast	Registered Voters	Turnout Percentage
WHEATLAND PCT 028	0	0	0	0	0	77	65	165	307	1,700	18.06%
WHEATLAND PCT 029	0	0	0	0	0	103	79	235	417	1,826	22.84%
WHEATLAND PCT 030	0	0	0	0	0	71	72	172	315	1,831	17.20%
WHEATLAND PCT 036	0	0	0	0	0	31	18	58	107	557	19.21%
WHEATLAND PCT 038	0	0	0	0	0	72	36	64	172	1,078	15.96%
Totals	0	0	0	0	0	2,659	1,963	4,586	9,208	52,960	17.39%

I, the undersigned do hereby certify that on April 22, 2025, I canvassed the returns of an election held on April 1, 2025 for **PLAINFIELD PUBLIC LIBRARY DISTRICT** and I proclaim that a total of **9,208** voters requested and received ballots and I do further certify the number of votes received for each candidate for this office, **and the winners are denoted with an asterisk next to his or her name.**

I further certify that the above is a true and complete Abstract of Votes and was prepared in my presence on April 22, 2025.



Annette Parker, County Clerk
The County of Will, Illinois

Canvass Results Report

Will County Election Night 4/1/2025

Run Time 12:34 PM

Run Date 04/16/2025

WILL COUNTY, ILLINOIS

CONSOLIDATED ELECTION - APRIL 1, 2025

4/1/2025

Page 352

Official Results

Registered Voters
79978 of 453563 = 17.63%

Precincts Reporting
310 of 310 = 100.00%

PLAINFIELD PUBLIC LIBRARY DISTRICT (Kendall & Will Counties) For Library Trustee - (Vote for not more than four)

Precinct	Lisa Schmidt*	Erika L. Grotto*	Jason M. Puetz*	Vicki M. Knight*	Cast Votes	Undervotes	Overvotes	Unresolved write-ins	Vote by Mail Ballots Cast	Early Voting Ballots Cast	Election Day Voting Ballots Cast	Total Ballots Cast	Registered Voters	Turnout Percentage
PLAINFIELD PCT 001	207	205	178	187	777	667	0	0	88	80	193	361	1,632	22.12%
PLAINFIELD PCT 002	214	191	183	208	796	596	0	0	96	88	164	348	1,641	21.21%
PLAINFIELD PCT 003	210	162	174	185	731	617	0	0	91	86	160	337	1,561	21.59%
PLAINFIELD PCT 004	89	74	64	86	313	267	0	0	36	13	96	145	1,445	10.03%
PLAINFIELD PCT 005	93	82	83	84	342	174	0	0	59	8	62	129	1,490	8.66%
PLAINFIELD PCT 006	53	42	43	46	184	72	0	0	15	3	46	64	958	6.68%
PLAINFIELD PCT 007	105	101	98	89	393	175	0	0	62	17	63	142	1,957	7.26%
PLAINFIELD PCT 008	261	226	229	235	951	817	0	0	104	96	242	442	1,717	25.74%
PLAINFIELD PCT 009	291	256	234	263	1,044	1,016	0	0	108	161	246	515	1,953	26.37%
PLAINFIELD PCT 010	260	222	237	246	965	887	0	0	105	141	217	463	1,259	36.78%
PLAINFIELD PCT 011	47	48	42	41	178	58	0	0	24	3	32	59	804	7.34%
PLAINFIELD PCT 012	121	103	101	108	433	339	0	0	72	16	105	193	1,689	11.43%
PLAINFIELD PCT 013	383	325	306	344	1,358	1,170	0	0	176	172	284	632	2,743	23.04%
PLAINFIELD PCT 014	298	272	253	273	1,096	924	0	0	133	140	232	505	1,976	25.56%
PLAINFIELD PCT 015	256	214	206	233	909	715	0	0	124	106	176	406	1,624	25.00%
PLAINFIELD PCT 016	235	195	197	208	835	577	0	0	112	64	177	353	1,762	20.03%
PLAINFIELD PCT 017	23	22	21	24	90	62	0	0	13	3	22	38	315	12.06%
PLAINFIELD PCT 018	40	37	37	34	148	80	0	0	10	6	41	57	385	14.81%
PLAINFIELD PCT 019	116	110	94	102	422	290	0	0	40	35	103	178	1,830	9.73%
PLAINFIELD PCT 020	48	37	31	42	158	130	0	0	28	8	36	72	618	11.65%
PLAINFIELD PCT 021	51	41	46	44	182	138	0	0	21	19	40	80	441	18.14%

Canvass Results Report

Will County Election Night 4/1/2025

Run Time 12:34 PM
Run Date 04/16/2025

WILL COUNTY, ILLINOIS

CONSOLIDATED ELECTION - APRIL 1, 2025

4/1/2025
Page 353

Official Results

Registered Voters
79978 of 453563 = 17.63%
Precincts Reporting
310 of 310 = 100.00%

PLAINFIELD PUBLIC LIBRARY DISTRICT (Kendall & Will Counties) For Library Trustee - (Vote for not more than four)

Precinct	Lisa Schmidt*	Erika L. Grotto*	Jason M. Puetz*	Vicki M. Knight*	Cast Votes	Undervotes	Overvotes	Unresolved write-ins	Vote by Mail Ballots Cast	Early Voting Ballots Cast	Election Day Voting Ballots Cast	Total Ballots Cast	Registered Voters	Turnout Percentage
PLAINFIELD PCT 022	53	48	56	56	213	135	0	0	34	17	36	87	384	22.66%
PLAINFIELD PCT 023	51	44	37	48	180	72	0	0	24	4	35	63	383	16.45%
PLAINFIELD PCT 024	99	87	84	93	363	249	0	0	55	10	88	153	834	18.35%
PLAINFIELD PCT 025	37	29	29	36	131	117	0	0	19	10	33	62	602	10.30%
PLAINFIELD PCT 026	87	83	78	87	335	205	0	0	50	17	68	135	1,502	8.99%
PLAINFIELD PCT 027	34	31	28	32	125	115	0	0	22	6	32	60	701	8.56%
PLAINFIELD PCT 028	24	21	17	23	85	43	0	0	12	3	17	32	247	12.96%
PLAINFIELD PCT 029	0	0	0	0	0	0	0	0	0	0	0	0	0	0.00%
PLAINFIELD PCT 031	16	17	17	16	66	42	0	0	11	8	8	27	88	30.68%
PLAINFIELD PCT 032	0	0	0	0	0	0	0	0	0	0	0	0	1	0.00%
PLAINFIELD PCT 033	1	2	1	2	6	6	0	0	2	0	1	3	10	30.00%
PLAINFIELD PCT 034	25	25	19	20	89	107	0	0	17	2	30	49	419	11.69%
PLAINFIELD PCT 035	65	59	53	58	235	141	0	0	31	8	55	94	919	10.23%
WHEATLAND PCT 001	115	100	102	102	419	281	0	0	63	31	81	175	1,286	13.61%
WHEATLAND PCT 016	56	48	46	46	196	116	0	0	24	14	40	78	627	12.44%
WHEATLAND PCT 019	84	78	80	82	324	192	0	0	44	14	71	129	760	16.97%
WHEATLAND PCT 022	158	153	142	148	601	399	0	0	77	62	111	250	1,875	13.33%
WHEATLAND PCT 023	96	86	70	89	341	279	0	0	52	27	76	155	1,268	12.22%
WHEATLAND PCT 025	192	163	156	165	676	552	0	0	75	69	163	307	1,722	17.83%
WHEATLAND PCT 026	237	217	206	223	883	621	0	0	121	96	159	376	1,734	21.68%
WHEATLAND PCT 027	103	100	94	97	394	150	0	0	55	30	51	136	806	16.87%

Canvass Results Report

Will County Election Night 4/1/2025

Run Time 12:34 PM

Run Date 04/16/2025

WILL COUNTY, ILLINOIS

CONSOLIDATED ELECTION - APRIL 1, 2025

4/1/2025

Page 354

Official Results

Registered Voters
79978 of 453563 = 17.63%

Precincts Reporting
310 of 310 = 100.00%

PLAINFIELD PUBLIC LIBRARY DISTRICT (Kendall & Will Counties) For Library Trustee - (Vote for not more than four)

Precinct	Lisa Schmidt*	Erika L. Grotto*	Jason M. Puetz*	Vicki M. Knight*	Cast Votes	Undervotes	Overvotes	Unresolved write-ins	Vote by Mail Ballots Cast	Early Voting Ballots Cast	Election Day Voting Ballots Cast	Total Ballots Cast	Registered Voters	Turnout Percentage
WHEATLAND PCT 028	194	168	155	166	683	545	0	0	77	65	165	307	1,700	18.06%
WHEATLAND PCT 029	284	248	220	254	1,006	662	0	0	103	79	235	417	1,826	22.84%
WHEATLAND PCT 030	206	168	157	180	711	549	0	0	71	72	172	315	1,831	17.20%
WHEATLAND PCT 036	52	47	38	46	183	245	0	0	31	18	58	107	557	19.21%
WHEATLAND PCT 038	111	92	92	98	393	295	0	0	72	36	64	172	1,078	15.96%
Totals	5,781	5,079	4,834	5,249	20,943	15,889	0	0	2,659	1,963	4,586	9,208	52,960	17.39%

I, the undersigned do hereby certify that on April 22, 2025, I canvassed the returns of an election held on April 1, 2025 for **PLAINFIELD PUBLIC LIBRARY DISTRICT** and I proclaim that a total of **9,208** voters requested and received ballots and I do further certify the number of votes received for each candidate for this office, **and the winners are denoted with an asterisk next to his or her name.**

I further certify that the above is a true and complete Abstract of Votes and was prepared in my presence on April 22, 2025.



Annette Parker, County Clerk
The County of Will, Illinois

JURISDICTIONAL CANVASS

PLAINFIELD PLD
APRIL 1, 2025
KENDALL COUNTY, ILLINOIS

OFFICIAL

RUN DATE:04/15/25 03:02 PM

REPORT-EL86 PAGE 001

VOTES PERCENT

WITH 2 OF 2 PRECINCTS REPORTING

VOTES PERCENT

01 = BALLOTS CAST
TRUSTEE (4YR) PLAINFIELD PLD
(VOTE FOR) 4
02 = Lisa Schmidt
03 = Erika L. Grotto
04 = Jason M. Puetz
05 = Vicki M. Knight

0
TRUSTEE (UNEX.2YR) PLAINFIELD PLD
(VOTE FOR) 1
06 = No Candidate

0

	01	02	03	04	05	06
0068 NA AU SAY 1	0	0	0	0	0	0
0069 NA AU SAY 2	0	0	0	0	0	0

Canvass Results Report

Will County Election Night 4/1/2025

Run Time 12:34 PM

Run Date 04/16/2025

WILL COUNTY, ILLINOIS

CONSOLIDATED ELECTION - APRIL 1, 2025

4/1/2025

Page 355

Official Results

Registered Voters
79978 of 453563 = 17.63%

Precincts Reporting
310 of 310 = 100.00%

SHOREWOOD-TROY PUBLIC LIBRARY DISTRICT For Library Trustee - (Vote for not more than two)

Precinct	Arthetta C. Reeder	Tiffany Allen-Smith	Vince G. Portlock	Cast Votes	Undervotes	Overvotes	Unresolved write-ins	Vote by Mail Ballots Cast	Early Voting Ballots Cast	Election Day Voting Ballots Cast	Total Ballots Cast	Registered Voters	Turnout Percentage
TROY PCT 001	1	0	1	2	0	0	0	1	0	0	1	2	50.00%
TROY PCT 002	2	3	0	5	1	1	0	2	0	2	4	15	26.67%
TROY PCT 003	53	68	48	169	73	0	0	43	9	69	121	983	12.31%
TROY PCT 004	10	10	9	29	3	0	0	8	2	6	16	135	11.85%
TROY PCT 005	8	8	9	25	9	0	0	8	2	7	17	112	15.18%
TROY PCT 007	98	109	65	272	84	2	0	86	43	51	180	2,124	8.47%
TROY PCT 008	1	7	8	16	10	0	0	7	1	5	13	144	9.03%
TROY PCT 009	25	34	29	88	24	0	0	10	7	39	56	328	17.07%
TROY PCT 010	106	109	67	282	76	0	0	44	36	99	179	1,738	10.30%
TROY PCT 011	16	12	19	47	39	0	0	14	13	16	43	184	23.37%
TROY PCT 013	137	185	122	444	188	4	0	113	65	142	320	1,827	17.52%
TROY PCT 014	122	121	111	354	158	0	0	79	35	142	256	1,956	13.09%
TROY PCT 015	80	84	58	222	112	2	0	45	31	93	169	1,294	13.06%
TROY PCT 017	102	105	86	293	127	2	0	59	51	102	212	1,672	12.68%
TROY PCT 018	7	2	7	16	0	0	0	2	0	6	8	76	10.53%
TROY PCT 020	61	78	46	185	77	3	0	33	35	66	134	1,661	8.07%
TROY PCT 021	46	66	54	166	98	1	0	36	20	77	133	1,713	7.76%
TROY PCT 022	8	8	1	17	11	0	0	4	1	9	14	137	10.22%
Totals	883	1,009	740	2,632	1,090	15	0	594	351	931	1,876	16,101	11.65%

Canvass Results Report

Will County Election Night 4/1/2025

Run Time 12:34 PM

Run Date 04/16/2025

WILL COUNTY, ILLINOIS

CONSOLIDATED ELECTION - APRIL 1, 2025

4/1/2025

Page 356

Official Results

Registered Voters
79978 of 453563 = 17.63%

Precincts Reporting
310 of 310 = 100.00%

STEGER-SOUTH CHICAGO HEIGHTS PUBLIC LIBRARY DISTRICT (Cook & Will Counties) For Library Trustee - (Vote for not more than four)

Precinct	Tashara Rule	Lisa Stanton	Sandra Joyce	Laura Elena Munoz	Cast Votes	Undervotes	Overvotes	Unresolved write-ins	Vote by Mail Ballots Cast	Early Voting Ballots Cast	Election Day Voting Ballots Cast	Total Ballots Cast	Registered Voters	Turnout Percentage
CRETE PCT 001	0	0	0	0	0	0	0	0	0	0	0	0	1	0.00%
CRETE PCT 002	95	128	136	113	472	428	0	0	34	35	156	225	1,268	17.74%
CRETE PCT 003	174	198	207	182	761	631	0	0	61	55	232	348	1,296	26.85%
CRETE PCT 004	15	23	30	22	90	94	0	0	4	2	40	46	169	27.22%
Totals	284	349	373	317	1,323	1,153	0	0	99	92	428	619	2,734	22.64%

This political subdivision has been canvassed by the election authority in which their principal office is located.

Canvass Results Report

Will County Election Night 4/1/2025

Run Time 12:34 PM

Run Date 04/16/2025

WILL COUNTY, ILLINOIS

CONSOLIDATED ELECTION - APRIL 1, 2025

4/1/2025

Page 357

Official Results

Registered Voters
79978 of 453563 = 17.63%

Precincts Reporting
310 of 310 = 100.00%

VILLAGE OF TINLEY PARK PUBLIC LIBRARY (Cook & Will Counties) For Library Trustee (To serve an unexpired 4-year term) - (Vote for one)

Precinct	Elizabeth Stern	Cast Votes	Undervotes	Overvotes	Unresolved write-ins	Vote by Mail Ballots Cast	Early Voting Ballots Cast	Election Day Voting Ballots Cast	Total Ballots Cast	Registered Voters	Turnout Percentage
FRANKFORT PCT 002	0	0	0	0	0	0	0	0	0	0	0.00%
FRANKFORT PCT 003	321	321	106	0	0	83	156	188	427	1,654	25.82%
FRANKFORT PCT 008	105	105	34	0	0	31	52	56	139	656	21.19%
FRANKFORT PCT 009	221	221	104	0	0	104	100	121	325	1,494	21.75%
FRANKFORT PCT 010	279	279	71	0	0	107	106	137	350	1,479	23.66%
FRANKFORT PCT 014	1	1	0	0	0	1	0	0	1	2	50.00%
Totals	927	927	315	0	0	326	414	502	1,242	5,285	23.50%

This political subdivision has been canvassed by the election authority in which their principal office is located.

Canvass Results Report

Will County Election Night 4/1/2025

Run Time 12:34 PM

Run Date 04/16/2025

WILL COUNTY, ILLINOIS

CONSOLIDATED ELECTION - APRIL 1, 2025

4/1/2025

Page 358

Official Results

Registered Voters
79978 of 453563 = 17.63%

Precincts Reporting
310 of 310 = 100.00%

VILLAGE OF TINLEY PARK PUBLIC LIBRARY (Cook & Will Counties) For Library Trustee - (Vote for not more than two)

Precinct	Oluwadamilola Ajasa	Cast Votes	Undervotes	Overvotes	Unresolved write-ins	Vote by Mail Ballots Cast	Early Voting Ballots Cast	Election Day Voting Ballots Cast	Total Ballots Cast	Registered Voters	Turnout Percentage
FRANKFORT PCT 002	0	0	0	0	0	0	0	0	0	0	0.00%
FRANKFORT PCT 003	296	296	131	0	0	83	156	188	427	1,654	25.82%
FRANKFORT PCT 008	101	101	38	0	0	31	52	56	139	656	21.19%
FRANKFORT PCT 009	200	200	125	0	0	104	100	121	325	1,494	21.75%
FRANKFORT PCT 010	257	257	93	0	0	107	106	137	350	1,479	23.66%
FRANKFORT PCT 014	1	1	0	0	0	1	0	0	1	2	50.00%
Totals	855	855	387	0	0	326	414	502	1,242	5,285	23.50%

This political subdivision has been canvassed by the election authority in which their principal office is located.

Canvass Results Report

Will County Election Night 4/1/2025

Run Time 12:34 PM

Run Date 04/16/2025

WILL COUNTY, ILLINOIS

CONSOLIDATED ELECTION - APRIL 1, 2025

4/1/2025

Page 359

Official Results

Registered Voters
79978 of 453563 = 17.63%

Precincts Reporting
310 of 310 = 100.00%

THREE RIVERS PUBLIC LIBRARY DISTRICT (Grundy, Kendall & Will Counties) For Library Trustee (To serve an unexpired 2-year term) - (Vote for one)

Precinct	Kari A Sullivan*	Melissa "Missa" Backus	Cast Votes	Undervotes	Overvotes	Unresolved write-ins	Vote by Mail Ballots Cast	Early Voting Ballots Cast	Election Day Voting Ballots Cast	Total Ballots Cast	Registered Voters	Turnout Percentage
CHANNAHON PCT 001	131	69	200	42	1	0	50	42	151	243	1,433	16.96%
CHANNAHON PCT 002	184	69	253	56	2	0	75	41	195	311	1,820	17.09%
CHANNAHON PCT 003	126	64	190	48	2	0	65	43	132	240	1,574	15.25%
CHANNAHON PCT 004	106	66	172	34	0	0	47	32	127	206	1,234	16.69%
CHANNAHON PCT 005	95	59	154	49	0	0	39	27	137	203	1,633	12.43%
TROY PCT 003	17	6	23	7	0	0	10	1	19	30	230	13.04%
TROY PCT 021	0	0	0	0	0	0	0	0	0	0	6	0.00%
TROY PCT 022	40	24	64	16	2	0	19	8	55	82	545	15.05%
Totals	699	357	1,056	252	7	0	305	194	816	1,315	8,475	15.52%

I, the undersigned do hereby certify that on April 22, 2025, I canvassed the returns of an election held on April 1, 2025 for **THREE RIVERS PUBLIC LIBRARY DISTRICT** and I proclaim that a total of **2,561** voters requested and received ballots and I do further certify the number of votes received for each candidate for this office, **and the winners are denoted with an asterisk next to his or her name.**

I further certify that the above is a true and complete Abstract of Votes and was prepared in my presence on April 22, 2025.



Annette Parker, County Clerk
The County of Will, Illinois

Canvass Results Report

Official Results

Run Time 10:33 AM

Run Date 04/16/2025

Grundy County, Illinois

Consolidated Election

4/1/2025

Page 108

Official Results

Registered Voters
6104 of 36413 = 16.76%

Precincts Reporting
40 of 40 = 100.00%

FOR THREE RIVERS PUBLIC LIBRARY DISTRICT TRUSTEE TO SERVE AN UNEXPIRED 2-YEAR TERM - (VOTE FOR ONE)

Precinct	KARI A. SULLIVAN	MELLISSA "MISSA" BACKUS	Cast Votes	Undervotes	Overvotes	Vote by Mail Ballots Cast	Early Voting Ballots Cast	Election Day Voting Ballots Cast	Total Ballots Cast	Registered Voters	Turnout Percentage
AUX SABLE 01	77	47	124	43	0	19	29	119	167	1,213	13.77%
AUX SABLE 02	36	23	59	12	0	21	7	43	71	986	7.20%
AUX SABLE 03	100	36	136	52	0	25	42	121	188	830	22.65%
AUX SABLE 04	102	68	170	70	1	38	42	161	241	2,032	11.86%
AUX SABLE 05	75	31	106	30	0	26	32	78	136	1,659	8.20%
AUX SABLE 06	77	48	125	37	0	43	28	91	162	2,265	7.15%
AUX SABLE 07	42	25	67	23	0	13	14	63	90	1,458	6.17%
Totals	509	278	787	267	1	185	194	676	1,055	10,443	10.10%

Canvass Results Report

Will County Election Night 4/1/2025

Run Time 12:34 PM

Run Date 04/16/2025

WILL COUNTY, ILLINOIS

CONSOLIDATED ELECTION - APRIL 1, 2025

4/1/2025

Page 360

Official Results

Registered Voters
79978 of 453563 = 17.63%

Precincts Reporting
310 of 310 = 100.00%

THREE RIVERS PUBLIC LIBRARY DISTRICT (Grundy, Kendall & Will Counties) For Library Trustee - (Vote for not more than two)

Precinct	Martha Swick	Diane Chesson*	Kristen Koppers	Kelly McGowan*	Cast Votes	Undervotes	Overvotes	Unresolved write-ins	Vote by Mail Ballots Cast	Early Voting Ballots Cast	Election Day Voting Ballots Cast	Total Ballots Cast	Registered Voters	Turnout Percentage
CHANNAHON PCT 001	84	117	52	98	351	129	3	0	50	42	151	243	1,433	16.96%
CHANNAHON PCT 002	117	139	68	139	463	157	1	0	75	41	195	311	1,820	17.09%
CHANNAHON PCT 003	70	131	56	105	362	116	1	0	65	43	132	240	1,574	15.25%
CHANNAHON PCT 004	56	106	57	107	326	86	0	0	47	32	127	206	1,234	16.69%
CHANNAHON PCT 005	59	67	51	88	265	141	0	0	39	27	137	203	1,633	12.43%
TROY PCT 003	5	16	8	10	39	21	0	0	10	1	19	30	230	13.04%
TROY PCT 021	0	0	0	0	0	0	0	0	0	0	0	0	6	0.00%
TROY PCT 022	25	35	25	39	124	38	1	0	19	8	55	82	545	15.05%
Totals	416	611	317	586	1,930	688	6	0	305	194	816	1,315	8,475	15.52%

I, the undersigned do hereby certify that on April 22, 2025, I canvassed the returns of an election held on April 1, 2025 for **THREE RIVERS PUBLIC LIBRARY DISTRICT** and I proclaim that a total of **2,561** voters requested and received ballots and I do further certify the number of votes received for each candidate for this office, **and the winners are denoted with an asterisk next to his or her name.**

I further certify that the above is a true and complete Abstract of Votes and was prepared in my presence on April 22, 2025.



Annette Parker, County Clerk
The County of Will, Illinois

Canvass Results Report

Official Results

Run Time 10:33 AM

Run Date 04/16/2025

Grundy County, Illinois

Consolidated Election

4/1/2025

Page 111

Official Results

Registered Voters

6104 of 36413 = 16.76%

Precincts Reporting

40 of 40 = 100.00%

FOR THREE RIVERS PUBLIC LIBRARY DISTRICT TRUSTEE TO SERVE A FULL 6-YEAR TERM - (VOTE FOR NOT MORE THAN TWO)

Precinct	MARTHA SWICK	DIANE CHESSON	KRISTEN KOPPERS	KELLY MCGOWAN	Cast Votes	Undervotes	Overvotes	Vote by Mail Ballots Cast	Early Voting Ballots Cast	Election Day Voting Ballots Cast	Total Ballots Cast	Registered Voters	Turnout Percentage
AUX SABLE 01	45	63	54	68	230	102	1	19	29	119	167	1,213	13.77%
AUX SABLE 02	20	25	27	32	104	38	0	21	7	43	71	986	7.20%
AUX SABLE 03	86	87	36	57	266	110	0	25	42	121	188	830	22.65%
AUX SABLE 04	73	87	60	94	314	166	1	38	42	161	241	2,032	11.86%
AUX SABLE 05	43	61	37	62	203	69	0	26	32	78	136	1,659	8.20%
AUX SABLE 06	49	62	58	80	249	71	2	43	28	91	162	2,265	7.15%
AUX SABLE 07	28	31	32	47	138	42	0	13	14	63	90	1,458	6.17%
Totals	344	416	304	440	1,504	598	4	185	194	676	1,055	10,443	10.10%

JURISDICTIONAL CANVASS

RUN DATE:04/15/25 03:02 PM

THREE RIVERS PLD

APRIL 1, 2025

KENDALL COUNTY, ILLINOIS

WITH 3 OF 3 PRECINCTS REPORTING

OFFICIAL

REPORT-EL86

PAGE 001

01 = BALLOTS CAST
 TRUSTEE (6YR) THREE RIVERS PLD
 (VOTE FOR) 2
 02 = Martha Swick
 03 = Diane Chesson
 04 = Kristen Koppers
 05 = Kelly McGowan

VOTES PERCENT
 191
 TRUSTEE (UNEX.2YR) THREE RIVERS PLD
 (VOTE FOR) 1
 06 = Kari A Sullivan
 07 = Mellissa "Missa" Backus
 52 21.22
 69 28.16
 44 17.96
 80 32.65

VOTES PERCENT
 73 59.35
 50 40.65

	01	02	03	04	05	06	07
0076 SEWARD 1	188	50	68	44	79	72	49
0077 SEWARD 2	3	2	1	0	1	1	1
0078 SEWARD 3	0	0	0	0	0	0	0

Canvass Results Report

Will County Election Night 4/1/2025

Run Time 12:34 PM
Run Date 04/16/2025

WILL COUNTY, ILLINOIS

CONSOLIDATED ELECTION - APRIL 1, 2025

4/1/2025
Page 361

Official Results

Registered Voters
79978 of 453563 = 17.63%
Precincts Reporting
310 of 310 = 100.00%

UNIVERSITY PARK PUBLIC LIBRARY DISTRICT (Cook & Will Counties) For Library Trustee - (Vote for not more than four)

Precinct	Jewell Thompson*	Sarah Boyd*	Phyllis M. Saunders*	Cast Votes	Undervotes	Overvotes	Unresolved write-ins	Vote by Mail Ballots Cast	Early Voting Ballots Cast	Election Day Voting Ballots Cast	Total Ballots Cast	Registered Voters	Turnout Percentage
CRETE PCT 001	32	22	22	76	38	0	0	4	4	30	38	235	16.17%
MONEE PCT 001	0	0	0	0	0	0	0	0	0	0	0	6	0.00%
MONEE PCT 002	81	70	63	214	119	0	0	15	18	78	111	656	16.92%
MONEE PCT 004	0	0	0	0	0	0	0	0	0	0	0	0	0.00%
MONEE PCT 005	105	104	92	301	203	0	0	27	26	115	168	1,066	15.76%
MONEE PCT 006	96	78	83	257	172	0	0	24	16	103	143	827	17.29%
MONEE PCT 007	175	152	145	472	290	0	0	38	47	169	254	1,181	21.51%
Totals	489	426	405	1,320	822	0	0	108	111	495	714	3,971	17.98%

I, the undersigned do hereby certify that on April 22, 2025, I canvassed the returns of an election held on April 1, 2025 for **UNIVERSITY PARK PUBLIC LIBRARY DISTRICT** and I proclaim that a total of **721** voters requested and received ballots and I do further certify the number of votes received for each candidate for this office, **and the winners are denoted with an asterisk next to his or her name.**

I further certify that the above is a true and complete Abstract of Votes and was prepared in my presence on April 22, 2025.



Annette Parker, County Clerk
The County of Will, Illinois

1 Trst, University Park Library District, 4yr.

		Registered Voters	Voters Cast	Turnout (%)	NON - Jewell Thompson	NON - Sarah Boyd	NON - Phyllis M. Saunders	Candidate No
9000038	Total	210	7	3.33%	6	7	6	
University Park Public Library District	Total	210	7	3.33%	6	7	6	
Contest Total		210	7	3.33%	6	7	6	

Canvass Results Report

Will County Election Night 4/1/2025

Run Time 12:34 PM

Run Date 04/16/2025

WILL COUNTY, ILLINOIS

CONSOLIDATED ELECTION - APRIL 1, 2025

4/1/2025

Page 362

Official Results

Registered Voters
79978 of 453563 = 17.63%

Precincts Reporting
310 of 310 = 100.00%

WILMINGTON PUBLIC LIBRARY DISTRICT For Library Trustee - (Vote for not more than four)

Precinct	Pamela R. Clennon	Mary M. Smith	Carrie Rezabek	Rebecca Quigley	Cast Votes	Undervotes	Overvotes	Unresolved write-ins	Vote by Mail Ballots Cast	Early Voting Ballots Cast	Election Day Voting Ballots Cast	Total Ballots Cast	Registered Voters	Turnout Percentage
FLORENCE PCT 001	105	95	84	106	390	290	0	0	37	10	123	170	673	25.26%
WESLEY PCT 001	194	171	140	191	696	512	0	0	53	9	240	302	1,492	20.24%
WILMINGTON PCT 001	186	163	124	211	684	832	0	0	68	31	280	379	1,388	27.31%
WILMINGTON PCT 002	184	157	132	194	667	481	0	0	44	12	231	287	1,148	25.00%
WILMINGTON PCT 003	278	238	191	284	991	869	0	0	82	28	355	465	1,344	34.60%
Totals	947	824	671	986	3,428	2,984	0	0	284	90	1,229	1,603	6,045	26.52%

Canvass Results Report

Will County Election Night 4/1/2025

Run Time 12:34 PM

Run Date 04/16/2025

WILL COUNTY, ILLINOIS

CONSOLIDATED ELECTION - APRIL 1, 2025

4/1/2025

Page 363

Official Results

Registered Voters
79978 of 453563 = 17.63%

Precincts Reporting
310 of 310 = 100.00%

WHITE OAK LIBRARY DISTRICT For Library Trustee - (Vote for not more than two)

Precinct	E. Gayle Crompton	Robert D. Miller	June Rokita-Kennedy	Cast Votes	Undervotes	Overvotes	Unresolved write-ins	Vote by Mail Ballots Cast	Early Voting Ballots Cast	Election Day Voting Ballots Cast	Total Ballots Cast	Registered Voters	Turnout Percentage
DUPAGE PCT 031	0	0	0	0	0	0	0	0	0	0	0	22	0.00%
DUPAGE PCT 032	103	80	113	296	68	1	0	40	20	123	183	1,862	9.83%
DUPAGE PCT 033	70	60	71	201	71	1	0	47	20	70	137	1,261	10.86%
DUPAGE PCT 034	159	122	148	429	135	0	0	118	14	150	282	996	28.31%
DUPAGE PCT 035	28	11	33	72	26	0	0	19	9	21	49	1,202	4.08%
DUPAGE PCT 036	113	87	116	316	92	2	0	59	28	119	206	1,908	10.80%
DUPAGE PCT 037	69	67	71	207	91	0	0	36	16	97	149	1,450	10.28%
JOLIET PCT 001	27	32	27	86	36	1	0	19	8	35	62	826	7.51%
JOLIET PCT 002	2	1	1	4	0	0	0	1	0	1	2	7	28.57%
LOCKPORT PCT 001	322	244	386	952	310	2	0	243	49	341	633	1,833	34.53%
LOCKPORT PCT 002	105	76	107	288	106	0	0	61	32	104	197	1,791	11.00%
LOCKPORT PCT 003	88	61	94	243	85	1	0	55	12	98	165	1,651	9.99%
LOCKPORT PCT 004	90	61	81	232	74	2	0	65	18	72	155	1,415	10.95%
LOCKPORT PCT 005	161	126	191	478	256	0	0	74	82	211	367	1,416	25.92%
LOCKPORT PCT 006	86	45	88	219	59	0	0	71	14	54	139	1,981	7.02%
LOCKPORT PCT 007	86	50	82	218	92	0	0	43	22	90	155	1,897	8.17%
LOCKPORT PCT 008	74	40	63	177	45	0	0	32	26	53	111	1,618	6.86%
LOCKPORT PCT 009	256	185	252	693	243	2	0	189	36	245	470	2,114	22.23%
LOCKPORT PCT 010	150	111	174	435	215	0	0	52	62	211	325	1,466	22.17%
LOCKPORT PCT 011	163	138	201	502	284	0	0	81	108	204	393	1,449	27.12%
LOCKPORT PCT 012	149	133	164	446	256	0	0	78	79	194	351	1,541	22.78%

Canvass Results Report

Will County Election Night 4/1/2025

Run Time 12:34 PM

Run Date 04/16/2025

WILL COUNTY, ILLINOIS

CONSOLIDATED ELECTION - APRIL 1, 2025

4/1/2025

Page 364

Official Results

Registered Voters
79978 of 453563 = 17.63%

Precincts Reporting
310 of 310 = 100.00%

WHITE OAK LIBRARY DISTRICT For Library Trustee - (Vote for not more than two)

Precinct	E. Gayle Crompton	Robert D. Miller	June Rokita-Kennedy	Cast Votes	Undervotes	Overvotes	Unresolved write-ins	Vote by Mail Ballots Cast	Early Voting Ballots Cast	Election Day Voting Ballots Cast	Total Ballots Cast	Registered Voters	Turnout Percentage
LOCKPORT PCT 013	452	354	480	1,286	506	0	0	232	102	562	896	1,968	45.53%
LOCKPORT PCT 014	152	117	164	433	213	0	0	71	33	219	323	1,340	24.10%
LOCKPORT PCT 015	125	94	144	363	139	1	0	46	17	189	252	1,301	19.37%
LOCKPORT PCT 016	164	130	163	457	247	0	0	67	86	199	352	1,508	23.34%
LOCKPORT PCT 017	217	163	218	598	302	2	0	87	123	242	452	1,441	31.37%
LOCKPORT PCT 018	133	115	150	398	236	1	0	79	78	161	318	1,623	19.59%
LOCKPORT PCT 019	213	150	228	591	261	1	0	120	95	212	427	1,508	28.32%
LOCKPORT PCT 020	149	135	182	466	212	1	0	78	36	226	340	1,176	28.91%
LOCKPORT PCT 021	119	100	134	353	131	0	0	79	28	135	242	1,384	17.49%
LOCKPORT PCT 022	122	110	134	366	170	0	0	55	34	179	268	1,099	24.39%
LOCKPORT PCT 023	91	86	94	271	131	0	0	39	22	140	201	1,033	19.46%
LOCKPORT PCT 024	56	38	48	142	66	0	0	21	18	65	104	842	12.35%
PLAINFIELD PCT 034	67	53	75	195	95	0	0	33	9	103	145	780	18.59%
TROY PCT 006	30	23	35	88	36	0	0	15	8	39	62	541	11.46%
Totals	4,391	3,398	4,712	12,501	5,289	18	0	2,405	1,344	5,164	8,913	47,250	18.86%

Canvass Results Report

Will County Election Night 4/1/2025

Run Time 12:34 PM
Run Date 04/16/2025

WILL COUNTY, ILLINOIS

CONSOLIDATED ELECTION - APRIL 1, 2025

4/1/2025
Page 365

Official Results

Registered Voters
79978 of 453563 = 17.63%
Precincts Reporting
310 of 310 = 100.00%

WOODRIDGE PUBLIC LIBRARY (Cook, DuPage & Will Counties) For Library Trustee - (Vote for not more than two)

Precinct	Ron Campbell	John Majewski	Denese Casserly	Richard Petraitis	Cast Votes	Undervotes	Overvotes	Unresolved write-ins	Vote by Mail Ballots Cast	Early Voting Ballots Cast	Election Day Voting Ballots Cast	Total Ballots Cast	Registered Voters	Turnout Percentage
DUPAGE PCT 005	0	0	0	0	0	0	0	0	0	0	0	0	9	0.00%
DUPAGE PCT 028	0	0	0	0	0	0	0	0	0	0	0	0	3	0.00%
Totals	0	0	0	0	0	0	0	0	0	0	0	0	12	0.00%

This political subdivision has been canvassed by the election authority in which their principal office is located.

GRADE SCHOOL DISTRICTS



Canvass Results Report

Will County Election Night 4/1/2025

Run Time 12:34 PM

Run Date 04/16/2025

WILL COUNTY, ILLINOIS

CONSOLIDATED ELECTION - APRIL 1, 2025

4/1/2025

Page 389

Official Results

Registered Voters
79978 of 453563 = 17.63%

Precincts Reporting
310 of 310 = 100.00%

CHANEY-MONGE SCHOOL DISTRICT NO. 88 For Members of the Board of Education - (Vote for four)

Precinct	William "Billy" Ramsak	Kaitlin Mason	Andrew Lopez (W)	James Fuglsang (W)	Cast Votes	Undervotes	Overvotes	Unresolved write-ins	Vote by Mail Ballots Cast	Early Voting Ballots Cast	Election Day Voting Ballots Cast	Total Ballots Cast	Registered Voters	Turnout Percentage
LOCKPORT PCT 015	0	0	0	0	0	0	0	0	0	0	0	0	49	0.00%
LOCKPORT PCT 021	23	22	2	0	47	81	0	0	13	0	19	32	185	17.30%
LOCKPORT PCT 022	169	181	7	8	365	707	0	0	55	34	179	268	1,099	24.39%
LOCKPORT PCT 023	123	136	2	6	267	537	0	0	39	22	140	201	1,033	19.46%
Totals	315	339	11	14	679	1,325	0	0	107	56	338	501	2,366	21.17%

Canvass Results Report

Will County Election Night 4/1/2025

Run Time 12:34 PM
Run Date 04/16/2025

WILL COUNTY, ILLINOIS

CONSOLIDATED ELECTION - APRIL 1, 2025

4/1/2025
Page 374

Official Results

Registered Voters
79978 of 453563 = 17.63%
Precincts Reporting
310 of 310 = 100.00%

CHANNAHON SCHOOL DISTRICT NO. 17 For Members of the Board of Education - (Vote for four)

Precinct	Joe Pope	Derek Breen	Patricia E Clower	Nicholas Krakowski	Christine Kump	Edward Crombie	Ryan Doerr	Molly Schulte	Cast Votes	Undervotes	Overvotes	Unresolved write-ins	Vote by Mail Ballots Cast	Early Voting Ballots Cast	Election Day Voting Ballots Cast	Total Ballots Cast	Registered Voters	Turnout Percentage
CHANNAHON PCT 001	136	97	111	69	101	110	71	135	830	142	0	0	50	42	151	243	1,433	16.96%
CHANNAHON PCT 002	177	132	137	107	127	93	103	172	1,048	180	3	0	74	41	195	310	1,802	17.20%
CHANNAHON PCT 003	161	110	131	73	78	70	63	120	806	122	0	0	58	43	131	232	1,483	15.64%
CHANNAHON PCT 004	134	93	105	54	82	77	62	118	725	99	0	0	47	32	127	206	1,234	16.69%
CHANNAHON PCT 005	113	54	75	56	90	66	95	141	690	122	0	0	39	27	137	203	1,633	12.43%
Totals	721	486	559	359	478	416	394	686	4,099	665	3	0	268	185	741	1,194	7,585	15.74%

Canvass Results Report

Will County Election Night 4/1/2025

Run Time 12:34 PM

Run Date 04/16/2025

WILL COUNTY, ILLINOIS

CONSOLIDATED ELECTION - APRIL 1, 2025

4/1/2025

Page 376

Official Results

Registered Voters
79978 of 453563 = 17.63%

Precincts Reporting
310 of 310 = 100.00%

ELWOOD COMMUNITY CONSOLIDATED SCHOOL DISTRICT NO. 203 For Members of the Board of Education - (Vote for four)

Precinct	Patrick Dearing	Nichelle Tomalewicz	Jennifer Wedic	Margaret C Bosonetta	Frank DiDomenico	Cast Votes	Undervotes	Overvotes	Unresolved write-ins	Vote by Mail Ballots Cast	Early Voting Ballots Cast	Election Day Voting Ballots Cast	Total Ballots Cast	Registered Voters	Turnout Percentage
JACKSON PCT 001	102	120	124	121	123	590	238	3	0	44	25	141	210	1,553	13.52%
JACKSON PCT 002	97	120	116	118	97	548	260	1	0	47	31	125	203	1,228	16.53%
Totals	199	240	240	239	220	1,138	498	4	0	91	56	266	413	2,781	14.85%

Canvass Results Report

Will County Election Night 4/1/2025

Run Time 12:34 PM

Run Date 04/16/2025

WILL COUNTY, ILLINOIS

CONSOLIDATED ELECTION - APRIL 1, 2025

4/1/2025

Page 392

Official Results

Registered Voters
79978 of 453563 = 17.63%

Precincts Reporting
310 of 310 = 100.00%

FAIRMONT SCHOOL DISTRICT NO. 89 For Members of the Board of Education - (Vote for three)

Precinct	Ken Shepherd	Robert J. Loewe	Lizbeth Bargas	Cast Votes	Undervotes	Overvotes	Unresolved write-ins	Vote by Mail Ballots Cast	Early Voting Ballots Cast	Election Day Voting Ballots Cast	Total Ballots Cast	Registered Voters	Turnout Percentage
LOCKPORT PCT 018	31	30	34	95	49	0	0	7	12	29	48	311	15.43%
LOCKPORT PCT 019	304	285	287	876	405	0	0	120	95	212	427	1,507	28.33%
LOCKPORT PCT 024	75	69	70	214	98	0	0	21	18	65	104	842	12.35%
Totals	410	384	391	1,185	552	0	0	148	125	306	579	2,660	21.77%

Canvass Results Report

Will County Election Night 4/1/2025

Run Time 12:34 PM

Run Date 04/16/2025

WILL COUNTY, ILLINOIS

CONSOLIDATED ELECTION - APRIL 1, 2025

4/1/2025

Page 370

Official Results

Registered Voters
79978 of 453563 = 17.63%

Precincts Reporting
310 of 310 = 100.00%

FRANKFORT COMMUNITY CONSOLIDATED SCHOOL DISTRICT NO. 157-C For Members of the Board of Education - (Vote for three)

Precinct	Ann M. Zaremba	Paul Aleck	Bradley Nagel	Cast Votes	Undervotes	Overvotes	Unresolved write-ins	Vote by Mail Ballots Cast	Early Voting Ballots Cast	Election Day Voting Ballots Cast	Total Ballots Cast	Registered Voters	Turnout Percentage
FRANKFORT PCT 011	191	202	184	577	356	0	0	69	117	125	311	1,437	21.64%
FRANKFORT PCT 013	7	5	5	17	25	0	0	6	0	8	14	101	13.86%
FRANKFORT PCT 016	35	36	36	107	73	0	0	15	19	26	60	422	14.22%
FRANKFORT PCT 017	61	67	66	194	148	0	0	34	17	63	114	619	18.42%
FRANKFORT PCT 018	210	226	201	637	386	0	0	53	86	202	341	1,370	24.89%
FRANKFORT PCT 021	370	408	358	1,136	595	0	0	116	170	291	577	1,816	31.77%
FRANKFORT PCT 022	302	318	280	900	513	0	0	139	193	139	471	1,255	37.53%
FRANKFORT PCT 023	227	262	230	719	412	0	0	75	148	154	377	1,305	28.89%
FRANKFORT PCT 025	305	347	295	947	646	0	0	64	210	257	531	1,280	41.48%
FRANKFORT PCT 026	252	269	239	760	473	0	0	83	170	158	411	1,552	26.48%
FRANKFORT PCT 027	205	215	209	629	424	0	0	69	115	167	351	1,441	24.36%
FRANKFORT PCT 028	240	243	236	719	361	0	0	69	146	145	360	2,130	16.90%
NEW LENOX PCT 014	3	3	3	9	3	0	0	0	1	3	4	79	5.06%
NEW LENOX PCT 020	10	11	11	32	13	0	0	9	1	5	15	87	17.24%
Totals	2,418	2,612	2,353	7,383	4,428	0	0	801	1,393	1,743	3,937	14,894	26.43%

No registered voters for this district in Cook County

Canvass Results Report

Will County Election Night 4/1/2025

Run Time 12:34 PM

Run Date 04/16/2025

WILL COUNTY, ILLINOIS

CONSOLIDATED ELECTION - APRIL 1, 2025

4/1/2025

Page 381

Official Results

Registered Voters
79978 of 453563 = 17.63%

Precincts Reporting
310 of 310 = 100.00%

HOMER COMMUNITY CONSOLIDATED SCHOOL DISTRICT NO. 33C For Members of the Board of Education - (Vote for four)

Precinct	Aaron J Wolf	Joshua Oster	Bobbi Medina	Melissa Chandarana	Jennifer Trzos-Consolino	Elizabeth Miceli	Cast Votes	Undervotes	Overvotes	Unresolved write-ins	Vote by Mail Ballots Cast	Early Voting Ballots Cast	Election Day Voting Ballots Cast	Total Ballots Cast	Registered Voters	Turnout Percentage
HOMER PCT 003	107	100	66	114	56	75	518	210	0	0	45	27	110	182	962	18.92%
HOMER PCT 004	169	160	131	171	110	153	894	422	1	0	84	56	190	330	1,471	22.43%
HOMER PCT 005	139	150	75	137	62	95	658	262	0	0	54	51	125	230	1,151	19.98%
HOMER PCT 006	107	122	107	121	101	128	686	282	1	0	82	44	117	243	1,455	16.70%
HOMER PCT 007	30	27	24	39	26	27	173	95	0	0	21	10	36	67	283	23.67%
HOMER PCT 008	160	153	109	161	89	154	826	258	0	0	95	50	126	271	1,423	19.04%
HOMER PCT 009	85	89	69	95	61	94	493	227	0	0	41	17	122	180	1,190	15.13%
HOMER PCT 010	67	63	61	72	48	69	380	148	1	0	46	13	74	133	764	17.41%
HOMER PCT 011	154	142	124	163	116	143	842	294	1	0	72	47	166	285	1,470	19.39%
HOMER PCT 012	132	137	111	126	94	122	722	422	0	0	59	45	182	286	1,550	18.45%
HOMER PCT 013	39	33	32	50	32	37	223	65	0	0	22	6	44	72	685	10.51%
HOMER PCT 014	142	147	74	151	77	93	684	408	0	0	68	47	158	273	1,554	17.57%
HOMER PCT 015	128	138	88	151	75	99	679	337	0	0	63	53	138	254	1,899	13.38%
HOMER PCT 016	81	85	59	92	40	65	422	146	0	0	43	17	82	142	1,411	10.06%
HOMER PCT 017	150	143	99	157	101	138	788	308	0	0	64	55	155	274	1,566	17.50%
HOMER PCT 018	133	132	73	143	65	93	639	261	1	0	49	36	141	226	2,017	11.20%
HOMER PCT 019	169	159	103	172	85	118	806	370	1	0	85	22	188	295	1,694	17.41%
Totals	1,992	1,980	1,405	2,115	1,238	1,703	10,433	4,515	6	0	993	596	2,154	3,743	22,545	16.60%

Canvass Results Report

Will County Election Night 4/1/2025

Run Time 12:34 PM

Run Date 04/16/2025

WILL COUNTY, ILLINOIS

CONSOLIDATED ELECTION - APRIL 1, 2025

4/1/2025

Page 386

Official Results

Registered Voters
79978 of 453563 = 17.63%

Precincts Reporting
310 of 310 = 100.00%

JOLIET PUBLIC SCHOOL DISTRICT NO. 86 For Members of the Board of School Inspectors (East Side) - (Vote for one)

Precinct	Naurice Moffett	Cast Votes	Undervotes	Overvotes	Unresolved write-ins	Vote by Mail Ballots Cast	Early Voting Ballots Cast	Election Day Voting Ballots Cast	Total Ballots Cast	Registered Voters	Turnout Percentage
JOLIET PCT 005	76	76	10	0	0	24	20	42	86	943	9.12%
JOLIET PCT 006	73	73	12	0	0	18	20	47	85	936	9.08%
JOLIET PCT 007	152	152	20	0	0	51	28	93	172	1,146	15.01%
JOLIET PCT 013	70	70	13	0	0	20	25	38	83	1,179	7.04%
JOLIET PCT 014	95	95	11	0	0	27	16	63	106	1,132	9.36%
JOLIET PCT 015	68	68	9	0	0	24	12	41	77	1,172	6.57%
JOLIET PCT 016	139	139	23	0	0	38	28	96	162	1,182	13.71%
JOLIET PCT 028	78	78	13	0	0	21	14	56	91	891	10.21%
JOLIET PCT 029	97	97	18	0	0	37	24	54	115	1,191	9.66%
JOLIET PCT 030	83	83	20	0	0	26	9	68	103	1,207	8.53%
JOLIET PCT 032	88	88	6	0	0	25	22	47	94	881	10.67%
JOLIET PCT 034	92	92	6	0	0	27	25	46	98	962	10.19%
JOLIET PCT 035	159	159	19	0	0	56	41	81	178	1,139	15.63%
LOCKPORT PCT 019	0	0	0	0	0	0	0	0	0	1	0.00%
NEW LENOX PCT 001	0	0	0	0	0	0	0	0	0	3	0.00%
Totals	1,270	1,270	180	0	0	394	284	772	1,450	13,965	10.38%

Canvass Results Report

Will County Election Night 4/1/2025

Run Time 12:34 PM

Run Date 04/16/2025

WILL COUNTY, ILLINOIS

CONSOLIDATED ELECTION - APRIL 1, 2025

4/1/2025

Page 387

Official Results

Registered Voters
79978 of 453563 = 17.63%

Precincts Reporting
310 of 310 = 100.00%

JOLIET PUBLIC SCHOOL DISTRICT NO. 86 For Members of the Board of School Inspectors (West Side) - (Vote for two)

Precinct	Matthew Pritz	Deborah Ziech	LeShae Hudson	Cast Votes	Undervotes	Overvotes	Unresolved write-ins	Vote by Mail Ballots Cast	Early Voting Ballots Cast	Election Day Voting Ballots Cast	Total Ballots Cast	Registered Voters	Turnout Percentage
JOLIET PCT 001	84	91	71	246	58	0	0	42	17	93	152	1,403	10.83%
JOLIET PCT 002	137	137	58	332	88	0	0	56	19	135	210	1,226	17.13%
JOLIET PCT 003	98	112	48	258	90	0	0	45	23	106	174	1,184	14.70%
JOLIET PCT 004	55	73	42	170	54	1	0	32	19	62	113	1,220	9.26%
JOLIET PCT 008	76	75	50	201	57	0	0	43	16	70	129	1,059	12.18%
JOLIET PCT 009	122	119	85	326	106	1	0	75	38	104	217	1,912	11.35%
JOLIET PCT 010	133	140	58	331	121	1	0	71	29	127	227	1,401	16.20%
JOLIET PCT 011	122	109	63	294	102	0	0	41	31	126	198	1,329	14.90%
JOLIET PCT 012	49	63	38	150	58	1	0	26	21	58	105	1,219	8.61%
JOLIET PCT 017	174	172	70	416	118	0	0	79	35	153	267	1,310	20.38%
JOLIET PCT 018	282	276	88	646	208	0	0	106	55	266	427	1,368	31.21%
JOLIET PCT 019	160	147	62	369	95	0	0	46	51	135	232	1,154	20.10%
JOLIET PCT 020	235	180	67	482	160	0	0	64	54	203	321	1,111	28.89%
JOLIET PCT 021	65	58	28	151	33	0	0	15	11	66	92	658	13.98%
JOLIET PCT 022	84	87	30	201	59	0	0	28	21	81	130	1,025	12.68%
JOLIET PCT 023	51	52	33	136	36	0	0	29	15	42	86	1,042	8.25%
JOLIET PCT 024	39	64	48	151	39	0	0	30	10	55	95	1,064	8.93%
JOLIET PCT 025	66	76	27	169	49	0	0	45	8	56	109	701	15.55%
JOLIET PCT 026	77	92	54	223	67	3	0	48	26	74	148	1,175	12.60%
JOLIET PCT 027	52	50	30	132	24	0	0	12	18	48	78	885	8.81%
JOLIET PCT 031	89	73	53	215	85	1	0	41	34	76	151	1,114	13.55%

Canvass Results Report

Will County Election Night 4/1/2025

Run Time 12:34 PM

Run Date 04/16/2025

WILL COUNTY, ILLINOIS

CONSOLIDATED ELECTION - APRIL 1, 2025

4/1/2025

Page 388

Official Results

Registered Voters
79978 of 453563 = 17.63%

Precincts Reporting
310 of 310 = 100.00%

JOLIET PUBLIC SCHOOL DISTRICT NO. 86 For Members of the Board of School Inspectors (West Side) - (Vote for two)

Precinct	Matthew Pritz	Deborah Ziech	LeShae Hudson	Cast Votes	Undervotes	Overvotes	Unresolved write-ins	Vote by Mail Ballots Cast	Early Voting Ballots Cast	Election Day Voting Ballots Cast	Total Ballots Cast	Registered Voters	Turnout Percentage
JOLIET PCT 033	0	0	0	0	0	0	0	0	0	0	0	53	0.00%
LOCKPORT PCT 020	0	0	0	0	0	0	0	0	0	0	0	28	0.00%
TROY PCT 012	132	131	52	315	105	0	0	34	41	135	210	874	24.03%
TROY PCT 016	59	48	21	128	46	0	0	21	19	47	87	621	14.01%
TROY PCT 019	0	0	0	0	0	0	0	0	0	0	0	0	0.00%
Totals	2,441	2,425	1,176	6,042	1,858	8	0	1,029	611	2,318	3,958	26,136	15.14%

Canvass Results Report

Will County Election Night 4/1/2025

Run Time 12:34 PM

Run Date 04/16/2025

WILL COUNTY, ILLINOIS

CONSOLIDATED ELECTION - APRIL 1, 2025

4/1/2025

Page 382

Official Results

Registered Voters
79978 of 453563 = 17.63%

Precincts Reporting
310 of 310 = 100.00%

LARAWAY COMMUNITY CONSOLIDATED SCHOOL DISTRICT NO. 70-C For Members of the Board of Education - (Vote for three)

Precinct	Marge Fleet	Ronald Hopkins	Gary Washington (W)	Cast Votes	Undervotes	Overvotes	Unresolved write-ins	Vote by Mail Ballots Cast	Early Voting Ballots Cast	Election Day Voting Ballots Cast	Total Ballots Cast	Registered Voters	Turnout Percentage
CHANNAHON PCT 003	0	0	0	0	0	0	0	0	0	0	0	4	0.00%
JACKSON PCT 001	3	4	0	7	8	0	0	2	2	1	5	58	8.62%
JOLIET PCT 034	0	0	0	0	0	0	0	0	0	0	0	11	0.00%
JOLIET PCT 035	1	0	0	1	2	0	0	1	0	0	1	3	33.33%
JOLIET PCT 036	85	69	6	160	152	0	0	34	20	50	104	936	11.11%
JOLIET PCT 037	56	51	2	109	116	0	0	31	12	32	75	590	12.71%
Totals	145	124	8	277	278	0	0	68	34	83	185	1,602	11.55%

Canvass Results Report

Will County Election Night 4/1/2025

Run Time 12:34 PM

Run Date 04/16/2025

WILL COUNTY, ILLINOIS

CONSOLIDATED ELECTION - APRIL 1, 2025

4/1/2025

Page 394

Official Results

Registered Voters
79978 of 453563 = 17.63%

Precincts Reporting
310 of 310 = 100.00%

LOCKPORT SCHOOL DISTRICT NO. 91 For Members of the Board of Education - (Vote for four)

Precinct	Karina Pinn	Jennifer K. Fracaro	Laura Garrett	Estella Rodriguez	Cast Votes	Undervotes	Overvotes	Unresolved write-ins	Vote by Mail Ballots Cast	Early Voting Ballots Cast	Election Day Voting Ballots Cast	Total Ballots Cast	Registered Voters	Turnout Percentage
LOCKPORT PCT 011	231	260	245	247	983	589	0	0	81	108	204	393	1,449	27.12%
LOCKPORT PCT 012	176	187	188	182	733	423	0	0	58	65	166	289	1,100	26.27%
LOCKPORT PCT 016	122	131	130	125	508	236	0	0	35	36	115	186	661	28.14%
LOCKPORT PCT 017	265	287	280	262	1,094	714	0	0	87	123	242	452	1,441	31.37%
Totals	794	865	843	816	3,318	1,962	0	0	261	332	727	1,320	4,651	28.38%

Canvass Results Report

Will County Election Night 4/1/2025

Run Time 12:34 PM

Run Date 04/16/2025

WILL COUNTY, ILLINOIS

CONSOLIDATED ELECTION - APRIL 1, 2025

4/1/2025

Page 366

Official Results

Registered Voters
79978 of 453563 = 17.63%

Precincts Reporting
310 of 310 = 100.00%

MANHATTAN SCHOOL DISTRICT NO. 114 For Members of the Board of Education (To serve an unexpired 2-year term) - (Vote for two)

Precinct	No Candidate	Cast Votes	Undervotes	Overvotes	Unresolved write-ins	Vote by Mail Ballots Cast	Early Voting Ballots Cast	Election Day Voting Ballots Cast	Total Ballots Cast	Registered Voters	Turnout Percentage
JACKSON PCT 001	0	0	0	0	0	0	0	0	0	2	0.00%
JACKSON PCT 002	0	0	0	0	0	4	1	8	13	145	8.97%
MANHATTAN PCT 001	0	0	0	0	0	89	61	250	400	1,676	23.87%
MANHATTAN PCT 002	0	0	0	0	0	73	135	322	530	2,033	26.07%
MANHATTAN PCT 003	0	0	0	0	0	39	55	139	233	1,156	20.16%
MANHATTAN PCT 004	0	0	0	0	0	41	109	243	393	1,617	24.30%
MANHATTAN PCT 005	0	0	0	0	0	60	107	196	363	1,890	19.21%
WILTON PCT 001	0	0	0	0	0	0	0	2	2	2	100.00%
Totals	0	0	0	0	0	306	468	1,160	1,934	8,521	22.70%

Canvass Results Report

Will County Election Night 4/1/2025

Run Time 12:34 PM
Run Date 04/16/2025

WILL COUNTY, ILLINOIS

CONSOLIDATED ELECTION - APRIL 1, 2025

4/1/2025
Page 367

Official Results

Registered Voters
79978 of 453563 = 17.63%
Precincts Reporting
310 of 310 = 100.00%

MANHATTAN SCHOOL DISTRICT NO. 114 For Members of the Board of Education - (Vote for four)

Precinct	Erica Aultz	Emily Wesel	Terry Doyle	Brian K Anderson	Barbara Steffen	Cast Votes	Undervotes	Overvotes	Unresolved write-ins	Vote by Mail Ballots Cast	Early Voting Ballots Cast	Election Day Voting Ballots Cast	Total Ballots Cast	Registered Voters	Turnout Percentage
JACKSON PCT 001	0	0	0	0	0	0	0	0	0	0	0	0	0	2	0.00%
JACKSON PCT 002	8	7	10	6	8	39	13	0	0	4	1	8	13	145	8.97%
MANHATTAN PCT 001	216	212	217	213	217	1,075	525	0	0	89	61	250	400	1,676	23.87%
MANHATTAN PCT 002	242	254	275	256	255	1,282	838	0	0	73	135	322	530	2,033	26.07%
MANHATTAN PCT 003	122	142	126	153	141	684	244	1	0	39	55	139	233	1,156	20.16%
MANHATTAN PCT 004	208	223	179	218	216	1,044	528	0	0	41	109	243	393	1,617	24.30%
MANHATTAN PCT 005	209	205	168	216	202	1,000	448	1	0	60	107	196	363	1,890	19.21%
WILTON PCT 001	2	0	0	0	2	4	4	0	0	0	0	2	2	2	100.00%
Totals	1,007	1,043	975	1,062	1,041	5,128	2,600	2	0	306	468	1,160	1,934	8,521	22.70%

Canvass Results Report

Will County Election Night 4/1/2025

Run Time 12:34 PM
Run Date 04/16/2025

WILL COUNTY, ILLINOIS

CONSOLIDATED ELECTION - APRIL 1, 2025

4/1/2025
Page 383

Official Results

Registered Voters
79978 of 453563 = 17.63%
Precincts Reporting
310 of 310 = 100.00%

MINOOKA COMMUNITY CONSOLIDATED SCHOOL DISTRICT NO. 201 (Grundy, Kendall, & Will Counties) For Members of the Board of Education - (Vote for four)

Precinct	Adam Shainberg	Ed Cronin	Brian Pohlman	Thomas J. McGowan	John Ciolkosz	Devin Ruddick	Stephen Blount	Cast Votes	Undervotes	Overvotes	Unresolved write-ins	Vote by Mail Ballots Cast	Early Voting Ballots Cast	Election Day Voting Ballots Cast	Total Ballots Cast	Registered Voters	Turnout Percentage
CHANNAHON PCT 002	1	0	1	1	1	0	0	4	0	0	0	1	0	0	1	18	5.56%
TROY PCT 013	118	140	111	146	99	113	162	889	391	0	0	113	65	142	320	1,827	17.52%
TROY PCT 014	72	86	48	56	50	56	85	453	195	0	0	40	26	96	162	1,229	13.18%
TROY PCT 015	1	0	0	0	1	1	1	4	0	0	0	0	0	1	1	40	2.50%
TROY PCT 017	28	39	19	18	17	26	23	170	94	0	0	16	17	33	66	492	13.41%
TROY PCT 020	67	67	49	54	55	54	68	414	122	0	0	33	35	66	134	1,661	8.07%
TROY PCT 021	47	46	38	38	35	29	44	277	91	0	0	20	15	57	92	1,229	7.49%
TROY PCT 022	40	46	35	51	32	33	37	274	106	0	0	23	8	64	95	647	14.68%
Totals	374	424	301	364	290	312	420	2,485	999	0	0	246	166	459	871	7,143	12.19%

This political subdivision has been canvassed by the election authority in which their principal office is located.

Canvass Results Report

Will County Election Night 4/1/2025

Run Time 12:34 PM
Run Date 04/16/2025

WILL COUNTY, ILLINOIS

CONSOLIDATED ELECTION - APRIL 1, 2025

4/1/2025
Page 371

Official Results

Registered Voters
79978 of 453563 = 17.63%
Precincts Reporting
310 of 310 = 100.00%

MOKENA SCHOOL DISTRICT NO. 159 For Members of the Board of Education - (Vote for four)

Precinct	James Andresen	Anna Briscoe	Jen Francis	Lisa M Zielinski	Eric Bush	Katie Carley	Lauren Doman	Cast Votes	Undervotes	Overvotes	Unresolved write-ins	Vote by Mail Ballots Cast	Early Voting Ballots Cast	Election Day Voting Ballots Cast	Total Ballots Cast	Registered Voters	Turnout Percentage
FRANKFORT PCT 001	190	178	169	170	163	166	156	1,192	228	0	0	64	90	201	355	1,938	18.32%
FRANKFORT PCT 002	178	168	162	179	157	123	124	1,091	369	1	0	112	107	147	366	1,512	24.21%
FRANKFORT PCT 005	256	252	151	256	200	147	130	1,392	288	1	0	101	97	223	421	2,019	20.85%
FRANKFORT PCT 006	194	177	139	168	148	134	117	1,077	339	0	0	51	81	222	354	1,417	24.98%
FRANKFORT PCT 007	151	151	119	150	129	111	102	913	179	0	0	55	75	143	273	1,222	22.34%
FRANKFORT PCT 012	207	196	107	194	176	100	81	1,061	191	2	0	58	74	183	315	1,170	26.92%
FRANKFORT PCT 013	150	133	92	140	143	77	79	814	190	2	0	66	47	140	253	1,131	22.37%
FRANKFORT PCT 017	166	156	113	151	141	116	101	944	268	2	0	65	75	165	305	1,285	23.74%
FRANKFORT PCT 018	6	3	4	7	6	4	6	36	4	0	0	4	1	5	10	131	7.63%
NEW LENOX PCT 006	41	33	35	40	40	39	36	264	76	0	0	20	15	50	85	510	16.67%
Totals	1,539	1,447	1,091	1,455	1,303	1,017	932	8,784	2,132	8	0	596	662	1,479	2,737	12,335	22.19%

Will County Election Night 4/1/2025

CONSOLIDATED ELECTION - APRIL 1, 2025

Registered Voters
79978 of 453563 = 17.63%

Run Time 12:34 PM
Run Date 04/16/2025

4/1/2025
Page 368

Precincts Reporting
310 of 310 = 100.00%

NEW LENOX SCHOOL DISTRICT NO. 122 For Members of the Board of Education - (Vote for four)

Precinct	Megan Wendtland	Fay Bowie	David Rush	Albert H. Haring	Cast Votes	Undervotes	Overvotes	Unresolved write-ins	Vote by Mail Ballots Cast	Early Voting Ballots Cast	Election Day Voting Ballots Cast	Total Ballots Cast	Registered Voters	Turnout Percentage
HOMER PCT 017	1	1	1	1	4	4	0	0	0	0	2	2	7	28.57%
NEW LENOX PCT 001	68	67	67	66	268	256	0	0	39	16	76	131	1,383	9.47%
NEW LENOX PCT 002	179	173	175	177	704	332	0	0	85	38	136	259	1,861	13.92%
NEW LENOX PCT 003	99	94	99	102	394	262	0	0	51	18	95	164	1,212	13.53%
NEW LENOX PCT 004	100	93	90	99	382	242	0	0	35	23	98	156	990	15.76%
NEW LENOX PCT 005	104	103	110	114	431	381	0	0	50	42	111	203	1,337	15.18%
NEW LENOX PCT 006	72	69	68	68	277	199	0	0	29	18	72	119	999	11.91%
NEW LENOX PCT 007	164	147	154	150	615	517	0	0	107	74	102	283	1,696	16.69%
NEW LENOX PCT 008	122	118	122	127	489	339	0	0	63	44	100	207	1,330	15.56%
NEW LENOX PCT 009	58	55	64	62	239	189	0	0	23	12	72	107	946	11.31%
NEW LENOX PCT 010	198	191	196	204	789	463	0	0	77	78	158	313	1,630	19.20%
NEW LENOX PCT 011	178	163	162	168	671	449	0	0	54	61	165	280	1,845	15.18%
NEW LENOX PCT 012	113	109	115	125	462	318	0	0	51	33	111	195	1,415	13.78%
NEW LENOX PCT 013	149	147	148	148	592	492	0	0	81	43	147	271	1,772	15.29%
NEW LENOX PCT 014	165	155	159	158	637	455	0	0	64	48	161	273	2,030	13.45%
NEW LENOX PCT 015	108	109	109	110	436	336	0	0	64	32	97	193	1,526	12.65%
NEW LENOX PCT 016	104	97	105	104	410	310	0	0	63	37	80	180	1,126	15.99%
NEW LENOX PCT 017	183	176	175	171	705	355	0	0	85	61	119	265	1,371	19.33%
NEW LENOX PCT 018	118	105	112	107	442	338	0	0	53	29	113	195	1,766	11.04%
NEW LENOX PCT 019	105	96	107	99	407	401	0	0	51	39	112	202	2,082	9.70%

Canvass Results Report

Will County Election Night 4/1/2025

Run Time 12:34 PM

Run Date 04/16/2025

WILL COUNTY, ILLINOIS

CONSOLIDATED ELECTION - APRIL 1, 2025

4/1/2025

Page 369

Official Results

Registered Voters
79978 of 453563 = 17.63%

Precincts Reporting
310 of 310 = 100.00%

NEW LENOX SCHOOL DISTRICT NO. 122 For Members of the Board of Education - (Vote for four)

Precinct	Megan Wendtland	Fay Bowie	David Rush	Albert H. Haring	Cast Votes	Undervotes	Overvotes	Unresolved write-ins	Vote by Mail Ballots Cast	Early Voting Ballots Cast	Election Day Voting Ballots Cast	Total Ballots Cast	Registered Voters	Turnout Percentage
NEW LENOX PCT 020	187	169	174	182	712	484	0	0	97	56	146	299	2,181	13.71%
Totals	2,575	2,437	2,512	2,542	10,066	7,122	0	0	1,222	802	2,273	4,297	30,505	14.09%

Canvass Results Report

Will County Election Night 4/1/2025

Run Time 12:34 PM
Run Date 04/16/2025

WILL COUNTY, ILLINOIS

CONSOLIDATED ELECTION - APRIL 1, 2025

4/1/2025
Page 390

Official Results

Registered Voters
79978 of 453563 = 17.63%
Precincts Reporting
310 of 310 = 100.00%

RICHLAND SCHOOL DISTRICT NO. 88A For Members of the Board of Education (To serve an unexpired 2-year term) - (Vote for one)

Precinct	Rodolfo Flores	Cast Votes	Undervotes	Overvotes	Unresolved write-ins	Vote by Mail Ballots Cast	Early Voting Ballots Cast	Election Day Voting Ballots Cast	Total Ballots Cast	Registered Voters	Turnout Percentage
LOCKPORT PCT 004	0	0	0	0	0	0	0	0	0	2	0.00%
LOCKPORT PCT 009	263	263	109	0	0	151	21	200	372	1,581	23.53%
LOCKPORT PCT 013	674	674	222	0	0	232	102	562	896	1,968	45.53%
LOCKPORT PCT 014	197	197	69	0	0	53	29	184	266	942	28.24%
LOCKPORT PCT 015	209	209	43	0	0	46	17	189	252	1,252	20.13%
LOCKPORT PCT 020	161	161	54	0	0	49	11	155	215	753	28.55%
LOCKPORT PCT 021	167	167	43	0	0	66	28	116	210	1,199	17.51%
Totals	1,671	1,671	540	0	0	597	208	1,406	2,211	7,697	28.73%

Canvass Results Report

Will County Election Night 4/1/2025

Run Time 12:34 PM

Run Date 04/16/2025

WILL COUNTY, ILLINOIS

CONSOLIDATED ELECTION - APRIL 1, 2025

4/1/2025

Page 391

Official Results

Registered Voters
79978 of 453563 = 17.63%

Precincts Reporting
310 of 310 = 100.00%

RICHLAND SCHOOL DISTRICT NO. 88A For Members of the Board of Education - (Vote for three)

Precinct	Raymond Moland	Stephanie Hernandez	George Pitchford III	Cast Votes	Undervotes	Overvotes	Unresolved write-ins	Vote by Mail Ballots Cast	Early Voting Ballots Cast	Election Day Voting Ballots Cast	Total Ballots Cast	Registered Voters	Turnout Percentage
LOCKPORT PCT 004	0	0	0	0	0	0	0	0	0	0	0	2	0.00%
LOCKPORT PCT 009	240	245	241	726	390	0	0	151	21	200	372	1,581	23.53%
LOCKPORT PCT 013	625	640	617	1,882	806	0	0	232	102	562	896	1,968	45.53%
LOCKPORT PCT 014	169	177	167	513	285	0	0	53	29	184	266	942	28.24%
LOCKPORT PCT 015	177	196	177	550	206	0	0	46	17	189	252	1,252	20.13%
LOCKPORT PCT 020	143	152	142	437	208	0	0	49	11	155	215	753	28.55%
LOCKPORT PCT 021	148	155	151	454	176	0	0	66	28	116	210	1,199	17.51%
Totals	1,502	1,565	1,495	4,562	2,071	0	0	597	208	1,406	2,211	7,697	28.73%

Canvass Results Report

Will County Election Night 4/1/2025

Run Time 12:34 PM

Run Date 04/16/2025

WILL COUNTY, ILLINOIS

CONSOLIDATED ELECTION - APRIL 1, 2025

4/1/2025

Page 385

Official Results

Registered Voters
79978 of 453563 = 17.63%

Precincts Reporting
310 of 310 = 100.00%

ROCKDALE SCHOOL DISTRICT NO. 84 For Members of the Board of Education - (Vote for four)

Precinct	Stephen Chamblee	Amanda Guidera	Angela Stadler	Deyana "Dee" Masood	Cast Votes	Undervotes	Overvotes	Unresolved write-ins	Vote by Mail Ballots Cast	Early Voting Ballots Cast	Election Day Voting Ballots Cast	Total Ballots Cast	Registered Voters	Turnout Percentage
JOLIET PCT 024	0	0	0	0	0	0	0	0	0	0	0	0	47	0.00%
JOLIET PCT 025	13	14	14	12	53	27	0	0	12	4	4	20	132	15.15%
JOLIET PCT 031	7	7	6	7	27	5	0	0	3	1	4	8	83	9.64%
JOLIET PCT 033	62	72	78	65	277	147	0	0	23	8	75	106	1,012	10.47%
Totals	82	93	98	84	357	179	0	0	38	13	83	134	1,274	10.52%

Canvass Results Report

Will County Election Night 4/1/2025

Run Time 12:34 PM

Run Date 04/16/2025

WILL COUNTY, ILLINOIS

CONSOLIDATED ELECTION - APRIL 1, 2025

4/1/2025

Page 375

Official Results

Registered Voters
79978 of 453563 = 17.63%

Precincts Reporting
310 of 310 = 100.00%

STEGER SCHOOL DISTRICT NO. 194 (Cook & Will Counties) For Members of the Board of Education - (Vote for four)

Precinct	Michele Helsel*	Beth Butkus*	Nicholas Hutchison*	Jose "Jo-Pep" Najjar*	Zakiya Moton	Cast Votes	Undervotes	Overvotes	Unresolved write-ins	Vote by Mail Ballots Cast	Early Voting Ballots Cast	Election Day Voting Ballots Cast	Total Ballots Cast	Registered Voters	Turnout Percentage
CRETE PCT 001	11	11	5	4	5	36	20	0	0	3	4	7	14	157	8.92%
CRETE PCT 002	155	156	143	106	93	653	299	1	0	38	37	164	239	1,415	16.89%
CRETE PCT 003	242	231	205	167	126	971	477	0	0	69	59	234	362	1,339	27.04%
CRETE PCT 004	47	52	46	27	36	208	96	0	0	13	6	57	76	390	19.49%
Totals	455	450	399	304	260	1,868	892	1	0	123	106	462	691	3,301	20.93%

I, the undersigned do hereby certify that on April 22, 2025, I canvassed the returns of an election held on April 1, 2025 for **STEGER SCHOOL DISTRICT NO. 194** and I proclaim that a total of **1,998** voters requested and received ballots and I do further certify the number of votes received for each candidate for this office, **and the winners are denoted with an asterisk next to his or her name.**

I further certify that the above is a true and complete Abstract of Votes and was prepared in my presence on April 22, 2025.



Annette Parker, County Clerk
The County of Will, Illinois

1 School B.M., Steger 194, 4yr.

		Registered Voters	Voters Cast	Turnout (%)	NON - Michele Heisel	NON - Beth Butkus	NON - Nicholas Hutchison	NON - Jose "Jo-Pep" Najjar	NON - Zakiya Moton
7100007	Total	1108	296	26.71%	177	185	174	140	103
7100008	Total	1196	288	24.08%	177	185	155	126	75
7100009	Total	1245	309	24.82%	160	161	143	118	70
7100011	Total	782	233	29.80%	147	162	134	100	73
7100013	Total	705	77	10.92%	51	51	46	30	44
7100015	Total	264	104	39.39%	64	58	43	39	14
Steger School District 194	Total	5300	1307	24.66%	776	802	695	553	379
Contest Total		5300	1307	24.66%	776	802	695	553	379

Canvass Results Report

Will County Election Night 4/1/2025

Run Time 12:34 PM
Run Date 04/16/2025

WILL COUNTY, ILLINOIS

CONSOLIDATED ELECTION - APRIL 1, 2025

4/1/2025
Page 372

Official Results

Registered Voters
79978 of 453563 = 17.63%
Precincts Reporting
310 of 310 = 100.00%

SUMMIT HILL SCHOOL DISTRICT NO. 161 For Members of the Board of Education (To serve an unexpired 2-year term) - (Vote for one)

Precinct	Katie Campbell	Melissa Ryan	Cast Votes	Undervotes	Overvotes	Unresolved write-ins	Vote by Mail Ballots Cast	Early Voting Ballots Cast	Election Day Voting Ballots Cast	Total Ballots Cast	Registered Voters	Turnout Percentage
FRANKFORT PCT 002	0	0	0	0	0	0	0	0	0	0	8	0.00%
FRANKFORT PCT 003	156	212	368	58	1	0	83	156	188	427	1,659	25.74%
FRANKFORT PCT 004	92	171	263	31	1	0	81	73	141	295	1,403	21.03%
FRANKFORT PCT 007	11	8	19	8	1	0	7	5	16	28	136	20.59%
FRANKFORT PCT 008	68	149	217	18	1	0	61	81	94	236	1,372	17.20%
FRANKFORT PCT 009	113	159	272	52	1	0	104	100	121	325	1,494	21.75%
FRANKFORT PCT 010	107	189	296	53	1	0	107	106	137	350	1,483	23.60%
FRANKFORT PCT 014	50	199	249	10	0	0	40	74	145	259	1,422	18.21%
FRANKFORT PCT 015	74	255	329	22	0	0	60	124	167	351	1,837	19.11%
FRANKFORT PCT 016	104	158	262	50	1	0	85	106	122	313	1,126	27.80%
FRANKFORT PCT 019	119	172	291	17	0	0	65	105	138	308	1,647	18.70%
FRANKFORT PCT 020	87	201	288	14	0	0	53	108	141	302	1,448	20.86%
FRANKFORT PCT 022	27	22	49	18	2	0	22	21	26	69	215	32.09%
FRANKFORT PCT 024	129	139	268	53	1	0	59	111	152	322	1,384	23.27%
Totals	1,137	2,034	3,171	404	10	0	827	1,170	1,588	3,585	16,634	21.55%

Canvass Results Report

Will County Election Night 4/1/2025

Run Time 12:34 PM

Run Date 04/16/2025

WILL COUNTY, ILLINOIS

CONSOLIDATED ELECTION - APRIL 1, 2025

4/1/2025

Page 373

Official Results

Registered Voters
79978 of 453563 = 17.63%

Precincts Reporting
310 of 310 = 100.00%

SUMMIT HILL SCHOOL DISTRICT NO. 161 For Members of the Board of Education - (Vote for four)

Precinct	Stefanie McCleish	Amy L. Berk	Adrian Chavez	Patrick Oliphant	Ronnie Petrey	Jim Martin	Cicily D. Gant	Bill Curtin	Cast Votes	Undervotes	Overvotes	Unresolved write-ins	Vote by Mail Ballots Cast	Early Voting Ballots Cast	Election Day Voting Ballots Cast	Total Ballots Cast	Registered Voters	Turnout Percentage
FRANKFORT PCT 002	0	0	0	0	0	0	0	0	0	0	0	0	0	0	0	0	8	0.00%
FRANKFORT PCT 003	174	235	198	208	158	155	133	170	1,431	273	1	0	83	156	188	427	1,659	25.74%
FRANKFORT PCT 004	106	186	164	190	139	89	85	121	1,080	100	0	0	81	73	141	295	1,403	21.03%
FRANKFORT PCT 007	14	11	7	10	8	13	10	10	83	29	0	0	7	5	16	28	136	20.59%
FRANKFORT PCT 008	83	139	135	148	116	79	55	98	853	91	0	0	61	81	94	236	1,372	17.20%
FRANKFORT PCT 009	141	156	129	147	113	110	94	147	1,037	263	0	0	104	100	121	325	1,494	21.75%
FRANKFORT PCT 010	145	191	168	170	136	113	86	125	1,134	266	0	0	107	106	137	350	1,483	23.60%
FRANKFORT PCT 014	67	198	191	197	175	44	47	60	979	57	0	0	40	74	145	259	1,422	18.21%
FRANKFORT PCT 015	95	262	246	250	207	74	58	113	1,305	99	0	0	60	124	167	351	1,837	19.11%
FRANKFORT PCT 016	134	166	115	131	109	102	90	134	981	267	1	0	85	106	122	313	1,126	27.80%
FRANKFORT PCT 019	131	168	166	168	156	108	114	136	1,147	81	1	0	65	105	138	308	1,647	18.70%
FRANKFORT PCT 020	108	189	189	196	174	85	80	99	1,120	88	0	0	53	108	141	302	1,448	20.86%
FRANKFORT PCT 022	31	25	13	24	15	25	27	33	193	79	1	0	22	21	26	69	215	32.09%
FRANKFORT PCT 024	155	146	133	127	102	126	111	159	1,059	229	0	0	59	111	152	322	1,384	23.27%
Totals	1,384	2,072	1,854	1,966	1,608	1,123	990	1,405	12,402	1,922	4	0	827	1,170	1,588	3,585	16,634	21.55%

Canvass Results Report

Will County Election Night 4/1/2025

Run Time 12:34 PM

Run Date 04/16/2025

WILL COUNTY, ILLINOIS

CONSOLIDATED ELECTION - APRIL 1, 2025

4/1/2025

Page 393

Official Results

Registered Voters
79978 of 453563 = 17.63%

Precincts Reporting
310 of 310 = 100.00%

TAFT SCHOOL DISTRICT NO. 90 For Members of the Board of Education - (Vote for four)

Precinct	Christine Jelinek	Jessica Strote	Amanda Brzuszkiewicz	Lauren Scanlan	Cast Votes	Undervotes	Overvotes	Unresolved write-ins	Vote by Mail Ballots Cast	Early Voting Ballots Cast	Election Day Voting Ballots Cast	Total Ballots Cast	Registered Voters	Turnout Percentage
LOCKPORT PCT 016	109	99	94	96	398	266	0	0	32	50	84	166	847	19.60%
LOCKPORT PCT 018	172	164	162	157	655	425	0	0	72	66	132	270	1,312	20.58%
Totals	281	263	256	253	1,053	691	0	0	104	116	216	436	2,159	20.19%

Canvass Results Report

Will County Election Night 4/1/2025

Run Time 12:34 PM

Run Date 04/16/2025

WILL COUNTY, ILLINOIS

CONSOLIDATED ELECTION - APRIL 1, 2025

4/1/2025

Page 377

Official Results

Registered Voters
79978 of 453563 = 17.63%

Precincts Reporting
310 of 310 = 100.00%

TROY COMMUNITY CONSOLIDATED SCHOOL DISTRICT NO. 30-C For Members of the Board of Education (To serve an unexpired 2-year term) - (Vote for one)

Precinct	Mark J. Griglione	Cast Votes	Undervotes	Overvotes	Unresolved write-ins	Vote by Mail Ballots Cast	Early Voting Ballots Cast	Election Day Voting Ballots Cast	Total Ballots Cast	Registered Voters	Turnout Percentage
CHANNAHON PCT 003	2	2	0	0	0	1	0	1	2	23	8.70%
PLAINFIELD PCT 031	36	36	13	0	0	14	9	26	49	298	16.44%
TROY PCT 001	118	118	51	0	0	66	14	89	169	2,852	5.93%
TROY PCT 002	68	68	31	0	0	29	15	55	99	1,840	5.38%
TROY PCT 003	127	127	26	0	0	53	10	90	153	1,250	12.24%
TROY PCT 004	144	144	45	0	0	46	27	116	189	1,218	15.52%
TROY PCT 005	156	156	58	0	0	86	36	92	214	1,095	19.54%
TROY PCT 006	77	77	23	0	0	27	11	62	100	933	10.72%
TROY PCT 007	138	138	42	0	0	86	43	51	180	2,124	8.47%
TROY PCT 008	185	185	61	0	0	85	35	126	246	1,335	18.43%
TROY PCT 009	150	150	56	0	0	45	39	122	206	1,277	16.13%
TROY PCT 010	143	143	36	0	0	44	36	99	179	1,738	10.30%
TROY PCT 011	297	297	130	0	0	106	96	225	427	1,554	27.48%
TROY PCT 014	78	78	16	0	0	39	9	46	94	727	12.93%
TROY PCT 015	116	116	52	0	0	45	31	92	168	1,254	13.40%
TROY PCT 016	178	178	77	0	0	78	58	119	255	1,276	19.98%
TROY PCT 017	111	111	35	0	0	43	34	69	146	1,180	12.37%
TROY PCT 018	131	131	52	0	0	56	29	98	183	1,583	11.56%
TROY PCT 019	89	89	44	0	0	23	32	78	133	1,839	7.23%
TROY PCT 021	32	32	9	0	0	16	5	20	41	490	8.37%

Canvass Results Report

Will County Election Night 4/1/2025

Run Time 12:34 PM

Run Date 04/16/2025

WILL COUNTY, ILLINOIS

CONSOLIDATED ELECTION - APRIL 1, 2025

4/1/2025

Page 378

Official Results

Registered Voters
79978 of 453563 = 17.63%

Precincts Reporting
310 of 310 = 100.00%

TROY COMMUNITY CONSOLIDATED SCHOOL DISTRICT NO. 30-C For Members of the Board of Education (To serve an unexpired 2-year term) - (Vote for one)

Precinct	Mark J. Griglione	Cast Votes	Undervotes	Overvotes	Unresolved write-ins	Vote by Mail Ballots Cast	Early Voting Ballots Cast	Election Day Voting Ballots Cast	Total Ballots Cast	Registered Voters	Turnout Percentage
TROY PCT 022	1	1	0	0	0	0	1	0	1	35	2.86%
Totals	2,377	2,377	857	0	0	988	570	1,676	3,234	25,921	12.48%

Canvass Results Report

Will County Election Night 4/1/2025

Run Time 12:34 PM

Run Date 04/16/2025

WILL COUNTY, ILLINOIS

CONSOLIDATED ELECTION - APRIL 1, 2025

4/1/2025

Page 379

Official Results

Registered Voters
79978 of 453563 = 17.63%

Precincts Reporting
310 of 310 = 100.00%

TROY COMMUNITY CONSOLIDATED SCHOOL DISTRICT NO. 30-C For Members of the Board of Education - (Vote for four)

Precinct	Sabrina Price	Bryan Ogrizovich	Bob Bodach	Jeff Riley (W)	Cast Votes	Undervotes	Overvotes	Unresolved write-ins	Vote by Mail Ballots Cast	Early Voting Ballots Cast	Election Day Voting Ballots Cast	Total Ballots Cast	Registered Voters	Turnout Percentage
CHANNAHON PCT 003	2	2	2	0	6	2	0	0	1	0	1	2	23	8.70%
PLAINFIELD PCT 031	29	27	19	0	75	121	0	0	14	9	26	49	298	16.44%
TROY PCT 001	111	101	98	5	315	361	0	0	66	14	89	169	2,852	5.93%
TROY PCT 002	63	54	53	1	171	225	0	0	29	15	55	99	1,840	5.38%
TROY PCT 003	98	91	101	0	290	322	0	0	53	10	90	153	1,250	12.24%
TROY PCT 004	120	112	118	2	352	404	0	0	46	27	116	189	1,218	15.52%
TROY PCT 005	122	124	141	0	387	469	0	0	86	36	92	214	1,095	19.54%
TROY PCT 006	63	55	62	3	183	217	0	0	27	11	62	100	933	10.72%
TROY PCT 007	122	105	102	3	332	388	0	0	86	43	51	180	2,124	8.47%
TROY PCT 008	135	156	146	1	438	546	0	0	85	35	126	246	1,335	18.43%
TROY PCT 009	123	109	119	1	352	472	0	0	45	39	122	206	1,277	16.13%
TROY PCT 010	121	114	117	6	358	358	0	0	44	36	99	179	1,738	10.30%
TROY PCT 011	208	197	235	2	642	1,066	0	0	106	96	225	427	1,554	27.48%
TROY PCT 014	69	66	68	2	205	171	0	0	39	9	46	94	727	12.93%
TROY PCT 015	94	97	101	5	297	375	0	0	45	31	92	168	1,254	13.40%
TROY PCT 016	146	132	151	0	429	591	0	0	78	58	119	255	1,276	19.98%
TROY PCT 017	98	93	102	1	294	290	0	0	43	34	69	146	1,180	12.37%
TROY PCT 018	111	92	90	2	295	437	0	0	56	29	98	183	1,583	11.56%
TROY PCT 019	94	62	61	0	217	315	0	0	23	32	78	133	1,839	7.23%
TROY PCT 021	30	23	26	0	79	85	0	0	16	5	20	41	490	8.37%

Canvass Results Report

Will County Election Night 4/1/2025

Run Time 12:34 PM

Run Date 04/16/2025

WILL COUNTY, ILLINOIS

CONSOLIDATED ELECTION - APRIL 1, 2025

4/1/2025

Page 380

Official Results

Registered Voters
79978 of 453563 = 17.63%

Precincts Reporting
310 of 310 = 100.00%

TROY COMMUNITY CONSOLIDATED SCHOOL DISTRICT NO. 30-C For Members of the Board of Education - (Vote for four)

Precinct	Sabrina Price	Bryan Ogrizovich	Bob Bodach	Jeff Riley (W)	Cast Votes	Undervotes	Overvotes	Unresolved write-ins	Vote by Mail Ballots Cast	Early Voting Ballots Cast	Election Day Voting Ballots Cast	Total Ballots Cast	Registered Voters	Turnout Percentage
TROY PCT 022	1	1	1	0	3	1	0	0	0	1	0	1	35	2.86%
Totals	1,960	1,813	1,913	34	5,720	7,216	0	0	988	570	1,676	3,234	25,921	12.48%

Canvass Results Report

Will County Election Night 4/1/2025

Run Time 12:34 PM

Run Date 04/16/2025

WILL COUNTY, ILLINOIS

CONSOLIDATED ELECTION - APRIL 1, 2025

4/1/2025

Page 384

Official Results

Registered Voters
79978 of 453563 = 17.63%

Precincts Reporting
310 of 310 = 100.00%

UNION SCHOOL DISTRICT NO. 81 For Members of the Board of Education - (Vote for three)

Precinct	Patrick M. Sweeney	Colleen Grigg	Nathan Majchrzak	Cast Votes	Undervotes	Overvotes	Unresolved write-ins	Vote by Mail Ballots Cast	Early Voting Ballots Cast	Election Day Voting Ballots Cast	Total Ballots Cast	Registered Voters	Turnout Percentage
JOLIET PCT 035	0	0	0	0	0	0	0	0	0	0	0	1	0.00%
JOLIET PCT 037	55	53	48	156	48	0	0	31	7	30	68	621	10.95%
NEW LENOX PCT 016	26	26	26	78	51	0	0	13	2	28	43	217	19.82%
NEW LENOX PCT 018	1	2	1	4	5	0	0	0	1	2	3	14	21.43%
Totals	82	81	75	238	104	0	0	44	10	60	114	853	13.36%

Canvass Results Report

Will County Election Night 4/1/2025

Run Time 12:34 PM

Run Date 04/16/2025

WILL COUNTY, ILLINOIS

CONSOLIDATED ELECTION - APRIL 1, 2025

4/1/2025

Page 395

Official Results

Registered Voters
79978 of 453563 = 17.63%

Precincts Reporting
310 of 310 = 100.00%

WILL COUNTY SCHOOL DISTRICT NO. 92 For Members of the Board of Education - (Vote for four)

Precinct	Melissa Dopke	Lawrence McElheny	James A Gorecki	Michael A. Wegworth	Adrianna Washington	Nicole Pavlinic	John Walters	Keith W. Beisman	Cast Votes	Undervotes	Overvotes	Unresolved write-ins	Vote by Mail Ballots Cast	Early Voting Ballots Cast	Election Day Voting Ballots Cast	Total Ballots Cast	Registered Voters	Turnout Percentage
DUPAGE PCT 033	12	3	14	8	12	6	10	9	74	22	0	0	7	5	12	24	139	17.27%
HOMER PCT 001	70	40	70	57	54	57	45	43	436	132	0	0	30	10	102	142	1,500	9.47%
HOMER PCT 002	166	62	144	97	119	121	105	87	901	435	0	0	70	55	209	334	1,617	20.66%
HOMER PCT 003	15	11	17	11	12	12	10	8	96	52	0	0	5	9	23	37	328	11.28%
HOMER PCT 007	115	64	113	55	68	88	57	65	625	291	0	0	49	25	155	229	1,171	19.56%
HOMER PCT 010	19	3	23	7	15	6	7	15	95	61	0	0	14	6	19	39	238	16.39%
HOMER PCT 013	89	20	85	84	71	43	29	34	455	129	1	0	52	24	71	147	965	15.23%
HOMER PCT 016	106	39	77	47	63	55	28	36	451	153	1	0	38	19	95	152	797	19.07%
LOCKPORT PCT 004	0	1	0	0	0	0	1	0	2	10	0	0	1	0	2	3	22	13.64%
LOCKPORT PCT 005	173	75	168	106	151	136	117	116	1,042	422	1	0	74	82	211	367	1,416	25.92%
LOCKPORT PCT 010	198	86	169	98	140	135	78	98	1,002	298	0	0	52	62	211	325	1,466	22.17%
LOCKPORT PCT 012	33	12	34	13	30	21	14	17	174	74	0	0	20	14	28	62	441	14.06%
Totals	996	416	914	583	735	680	501	528	5,353	2,079	3	0	412	311	1,138	1,861	10,100	18.43%

UNIT SCHOOL DISTRICTS



Canvass Results Report

Will County Election Night 4/1/2025

Run Time 12:34 PM

Run Date 04/16/2025

WILL COUNTY, ILLINOIS

CONSOLIDATED ELECTION - APRIL 1, 2025

4/1/2025

Page 397

Official Results

Registered Voters
79978 of 453563 = 17.63%

Precincts Reporting
310 of 310 = 100.00%

BEECHER COMMUNITY UNIT SCHOOL DISTRICT NO. 200U For Members of the Board of Education - (Vote for a total of three)

Precinct	Melanie Brenenstall Incorporated	Amanda Hanson* Incorporated	Ashley Belt* Unincorporated	Cast Votes	Undervotes	Overvotes	Unresolved write-ins	Vote by Mail Ballots Cast	Early Voting Ballots Cast	Election Day Voting Ballots Cast	Total Ballots Cast	Registered Voters	Turnout Percentage
WASHINGTON PCT 001	143	193	148	484	428	0	0	36	58	210	304	1,394	21.81%
WASHINGTON PCT 002	123	158	141	422	316	0	0	24	46	176	246	1,728	14.24%
WASHINGTON PCT 003	136	133	130	399	222	0	0	39	30	138	207	1,303	15.89%
WILL PCT 001	15	9	8	32	22	0	0	3	0	15	18	205	8.78%
Totals	417	493	427	1,337	988	0	0	102	134	539	775	4,630	16.74%

Canvass Results Report

Will County Election Night 4/1/2025

Run Time 12:34 PM
Run Date 04/16/2025

WILL COUNTY, ILLINOIS

CONSOLIDATED ELECTION - APRIL 1, 2025

4/1/2025
Page 396

Official Results

Registered Voters
79978 of 453563 = 17.63%
Precincts Reporting
310 of 310 = 100.00%

COAL CITY COMMUNITY UNIT SCHOOL DISTRICT NO. 1 For Members of the Board of Education - (Vote for a total of three)

Precinct	Shawn Hamilton Incorporated	Matt Melvin Incorporated	Ryan VanDuyne Incorporated	Shannon Baer Incorporated	Mindy Rampa Unincorporated	Cast Votes	Undervotes	Overvotes	Unresolved write-ins	Vote by Mail Ballots Cast	Early Voting Ballots Cast	Election Day Voting Ballots Cast	Total Ballots Cast	Registered Voters	Turnout Percentage
WILMINGTON PCT 002	0	0	0	0	0	0	0	0	0	0	0	0	0	0	0.00%
Totals	0	0	0	0	0	0	0	0	0	0	0	0	0	0	0.00%

This political subdivision has been canvassed by the election authority in which their principal office is located.

Canvass Results Report

Will County Election Night 4/1/2025

Run Time 12:34 PM

Run Date 04/16/2025

WILL COUNTY, ILLINOIS

CONSOLIDATED ELECTION - APRIL 1, 2025

4/1/2025

Page 398

Official Results

Registered Voters
79978 of 453563 = 17.63%

Precincts Reporting
310 of 310 = 100.00%

CRETE-MONEE COMMUNITY UNIT SCHOOL DISTRICT NO. 201-U For Members of the Board of Education District 3 - (Vote for one)

Precinct	Todd C. Hall	Vanessa "Star" Lawson	Cast Votes	Undervotes	Overvotes	Unresolved write-ins	Vote by Mail Ballots Cast	Early Voting Ballots Cast	Election Day Voting Ballots Cast	Total Ballots Cast	Registered Voters	Turnout Percentage
MONEE PCT 001	45	18	63	5	2	0	34	7	29	70	803	8.72%
MONEE PCT 002	72	36	108	7	0	0	20	16	79	115	754	15.25%
MONEE PCT 005	72	85	157	9	2	0	27	26	115	168	1,066	15.76%
Totals	189	139	328	21	4	0	81	49	223	353	2,623	13.46%

Canvass Results Report

Will County Election Night 4/1/2025

Run Time 12:34 PM

Run Date 04/16/2025

WILL COUNTY, ILLINOIS

CONSOLIDATED ELECTION - APRIL 1, 2025

4/1/2025

Page 399

Official Results

Registered Voters
79978 of 453563 = 17.63%

Precincts Reporting
310 of 310 = 100.00%

CRETE-MONEE COMMUNITY UNIT SCHOOL DISTRICT NO. 201-U For Members of the Board of Education District 6 - (Vote for one)

Precinct	Janine Woolfolk	Cast Votes	Undervotes	Overvotes	Unresolved write-ins	Vote by Mail Ballots Cast	Early Voting Ballots Cast	Election Day Voting Ballots Cast	Total Ballots Cast	Registered Voters	Turnout Percentage
CRETE PCT 005	82	82	18	0	0	28	7	65	100	1,006	9.94%
CRETE PCT 006	94	94	22	0	0	50	11	55	116	938	12.37%
CRETE PCT 007	85	85	30	0	0	44	10	61	115	1,260	9.13%
CRETE PCT 012	15	15	6	0	0	8	4	9	21	148	14.19%
Totals	276	276	76	0	0	130	32	190	352	3,352	10.50%

Canvass Results Report

Will County Election Night 4/1/2025

Run Time 12:34 PM

Run Date 04/16/2025

WILL COUNTY, ILLINOIS

CONSOLIDATED ELECTION - APRIL 1, 2025

4/1/2025

Page 400

Official Results

Registered Voters
79978 of 453563 = 17.63%

Precincts Reporting
310 of 310 = 100.00%

CRETE-MONEE COMMUNITY UNIT SCHOOL DISTRICT NO. 201-U For Members of the Board of Education District 7 - (Vote for one)

Precinct	Elizabeth Venegas	Cast Votes	Undervotes	Overvotes	Unresolved write-ins	Vote by Mail Ballots Cast	Early Voting Ballots Cast	Election Day Voting Ballots Cast	Total Ballots Cast	Registered Voters	Turnout Percentage
CRETE PCT 010	41	41	10	0	0	21	4	26	51	1,056	4.83%
CRETE PCT 011	61	61	17	0	0	35	9	34	78	716	10.89%
CRETE PCT 012	62	62	25	0	0	26	7	54	87	824	10.56%
MONEE PCT 003	0	0	0	0	0	0	0	0	0	20	0.00%
MONEE PCT 008	18	18	3	0	0	8	2	11	21	198	10.61%
Totals	182	182	55	0	0	90	22	125	237	2,814	8.42%

Canvass Results Report

Will County Election Night 4/1/2025

Run Time 12:34 PM
Run Date 04/16/2025

WILL COUNTY, ILLINOIS

CONSOLIDATED ELECTION - APRIL 1, 2025

4/1/2025
Page 408

Official Results

Registered Voters
79978 of 453563 = 17.63%
Precincts Reporting
310 of 310 = 100.00%

INDIAN PRAIRIE COMMUNITY UNIT SCHOOL DISTRICT NO. 204 (DuPage & Will Counties) For Members of the Board of Education - (Vote for four)

Precinct	Laurie Donahue	Allison Fosdick	Susan Taylor-Demming	Supna Jain	Allison Albert	Cast Votes	Undervotes	Overvotes	Unresolved write-ins	Vote by Mail Ballots Cast	Early Voting Ballots Cast	Election Day Voting Ballots Cast	Total Ballots Cast	Registered Voters	Turnout Percentage
DUPAGE PCT 001	45	45	41	35	16	182	126	0	0	11	25	41	77	297	25.93%
DUPAGE PCT 009	2	2	2	2	3	11	1	0	0	0	0	3	3	15	20.00%
DUPAGE PCT 014	3	5	4	4	4	20	4	0	0	1	0	5	6	25	24.00%
WHEATLAND PCT 002	569	503	538	416	337	2,363	1,145	1	0	314	360	204	878	2,098	41.85%
WHEATLAND PCT 003	206	186	199	213	131	935	737	0	0	81	165	172	418	1,789	23.37%
WHEATLAND PCT 004	215	196	214	170	142	937	395	0	0	87	128	118	333	2,033	16.38%
WHEATLAND PCT 005	286	262	266	266	168	1,248	504	2	0	96	184	160	440	1,862	23.63%
WHEATLAND PCT 006	229	231	221	177	121	979	313	0	0	72	104	147	323	1,315	24.56%
WHEATLAND PCT 007	211	199	189	181	96	876	332	0	0	72	110	120	302	1,358	22.24%
WHEATLAND PCT 008	191	188	174	170	101	824	292	0	0	83	76	120	279	1,234	22.61%
WHEATLAND PCT 009	341	303	308	266	199	1,417	483	1	0	118	159	199	476	1,546	30.79%
WHEATLAND PCT 010	214	221	216	206	112	969	455	2	0	89	134	135	358	1,394	25.68%
WHEATLAND PCT 011	279	237	247	292	168	1,223	701	1	0	122	232	128	482	1,801	26.76%
WHEATLAND PCT 012	219	196	210	242	132	999	553	1	0	77	195	117	389	1,719	22.63%
WHEATLAND PCT 013	204	204	212	180	143	943	313	0	0	103	121	90	314	1,355	23.17%
WHEATLAND PCT 014	272	261	250	242	154	1,179	665	0	0	108	212	141	461	1,570	29.36%
WHEATLAND PCT 015	214	211	191	196	117	929	679	0	0	88	170	144	402	1,562	25.74%
WHEATLAND PCT 016	117	114	112	75	76	494	178	0	0	53	47	68	168	909	18.48%
WHEATLAND PCT 017	167	148	153	141	70	679	265	0	0	69	66	101	236	1,024	23.05%
WHEATLAND PCT 018	258	238	248	199	155	1,098	478	0	0	98	153	143	394	1,532	25.72%
WHEATLAND PCT 019	122	117	128	94	77	538	178	2	0	63	21	97	181	1,152	15.71%

This political subdivision has been canvassed by the election authority in which their principal office is located.

Canvass Results Report

Will County Election Night 4/1/2025

Run Time 12:34 PM
Run Date 04/16/2025

WILL COUNTY, ILLINOIS

CONSOLIDATED ELECTION - APRIL 1, 2025

4/1/2025
Page 409

Official Results

Registered Voters
79978 of 453563 = 17.63%
Precincts Reporting
310 of 310 = 100.00%

INDIAN PRAIRIE COMMUNITY UNIT SCHOOL DISTRICT NO. 204 (DuPage & Will Counties) For Members of the Board of Education - (Vote for four)

Precinct	Laurie Donahue	Allison Fosdick	Susan Taylor-Demming	Supna Jain	Allison Albert	Cast Votes	Undervotes	Overvotes	Unresolved write-ins	Vote by Mail Ballots Cast	Early Voting Ballots Cast	Election Day Voting Ballots Cast	Total Ballots Cast	Registered Voters	Turnout Percentage
WHEATLAND PCT 020	170	151	165	127	97	710	414	0	0	51	94	136	281	1,333	21.08%
WHEATLAND PCT 021	224	200	197	179	105	905	347	0	0	73	108	132	313	1,382	22.65%
WHEATLAND PCT 022	140	129	138	128	95	630	222	2	0	65	51	99	215	1,497	14.36%
WHEATLAND PCT 023	41	31	40	47	20	179	69	0	0	24	13	25	62	502	12.35%
WHEATLAND PCT 024	188	166	179	150	97	780	292	1	0	51	105	113	269	1,242	21.66%
WHEATLAND PCT 037	162	145	151	173	96	727	361	0	0	74	108	90	272	1,354	20.09%
Totals	5,289	4,889	4,993	4,571	3,032	22,774	10,502	13	0	2,143	3,141	3,048	8,332	34,900	23.87%

This political subdivision has been canvassed by the election authority in which their principal office is located.

Canvass Results Report

Will County Election Night 4/1/2025

Run Time 12:34 PM
Run Date 04/16/2025

WILL COUNTY, ILLINOIS

CONSOLIDATED ELECTION - APRIL 1, 2025

4/1/2025
Page 417

Official Results

Registered Voters
79978 of 453563 = 17.63%
Precincts Reporting
310 of 310 = 100.00%

MANTENO COMMUNITY UNIT SCHOOL DISTRICT NO. 5 (Kankakee & Will Counties) For Members of the Board of Education - (Vote for two)

Precinct	Mary C. Crowe Manteno Twp 32N Range 12E	Jim Hanley Manteno Twp 32N Range 12E	Joshua Stauffenberg Manteno Twp 32N Range 12E	Cast Votes	Undervotes	Overvotes	Unresolved write-ins	Vote by Mail Ballots Cast	Early Voting Ballots Cast	Election Day Voting Ballots Cast	Total Ballots Cast	Registered Voters	Turnout Percentage
WESLEY PCT 001	5	3	3	11	3	0	0	3	0	4	7	20	35.00%
Totals	5	3	3	11	3	0	0	3	0	4	7	20	35.00%

This political subdivision has been canvassed by the election authority in which their principal office is located.

Canvass Results Report

Will County Election Night 4/1/2025

Run Time 12:34 PM

Run Date 04/16/2025

WILL COUNTY, ILLINOIS

CONSOLIDATED ELECTION - APRIL 1, 2025

4/1/2025

Page 418

Official Results

Registered Voters

79978 of 453563 = 17.63%

Precincts Reporting

310 of 310 = 100.00%

MANTENO COMMUNITY UNIT SCHOOL DISTRICT NO. 5 For Members of the Board of Education - (Vote for one)

Precinct	Megan Powell The remaining Congressional Townships	Cast Votes	Undervotes	Overvotes	Unresolved write-ins	Vote by Mail Ballots Cast	Early Voting Ballots Cast	Election Day Voting Ballots Cast	Total Ballots Cast	Registered Voters	Turnout Percentage
WESLEY PCT 001	6	6	1	0	0	3	0	4	7	20	35.00%
Totals	6	6	1	0	0	3	0	4	7	20	35.00%

This political subdivision has been canvassed by the election authority in which their principal office is located.

Canvass Results Report

Will County Election Night 4/1/2025

Run Time 12:34 PM

Run Date 04/16/2025

WILL COUNTY, ILLINOIS

CONSOLIDATED ELECTION - APRIL 1, 2025

4/1/2025

Page 407

Official Results

Registered Voters
79978 of 453563 = 17.63%

Precincts Reporting
310 of 310 = 100.00%

NAPERVILLE COMMUNITY UNIT SCHOOL DISTRICT NO. 203 (DuPage & Will Counties) For Members of the Board of Education - (Vote for four)

Precinct	Holly Joy Blastic	Marc Willensky	Amanda McMillen	Jillian Langer	Charles Cush	Cast Votes	Undervotes	Overvotes	Unresolved write-ins	Vote by Mail Ballots Cast	Early Voting Ballots Cast	Election Day Voting Ballots Cast	Total Ballots Cast	Registered Voters	Turnout Percentage
DUPAGE PCT 001	199	169	180	153	170	871	285	0	0	94	66	129	289	1,357	21.30%
DUPAGE PCT 002	197	222	226	173	200	1,018	414	0	0	111	115	132	358	1,418	25.25%
DUPAGE PCT 003	231	218	213	201	207	1,070	474	1	0	85	104	198	387	1,499	25.82%
DUPAGE PCT 004	54	48	53	49	52	256	92	0	0	33	12	42	87	750	11.60%
DUPAGE PCT 007	212	196	194	153	186	941	335	0	0	92	80	147	319	1,350	23.63%
WHEATLAND PCT 008	23	23	22	23	28	119	49	0	0	16	9	17	42	105	40.00%
Totals	916	876	888	752	843	4,275	1,649	1	0	431	386	665	1,482	6,479	22.87%

This political subdivision has been canvassed by the election authority in which their principal office is located.

Canvass Results Report

Will County Election Night 4/1/2025

Run Time 12:34 PM
Run Date 04/16/2025

WILL COUNTY, ILLINOIS

CONSOLIDATED ELECTION - APRIL 1, 2025

4/1/2025
Page 414

Official Results

Registered Voters
79978 of 453563 = 17.63%
Precincts Reporting
310 of 310 = 100.00%

OSWEGO COMMUNITY UNIT SCHOOL DISTRICT NO. 308 (Kane, Kendall & Will Counties) For Members of the Board of Education - (Vote for four)

Precinct	Katie Heiden	Rovel Pollock	Erika Sieh	James T. "Jim" Marter	Kari Foulk	Dawn Marquis	Brandi Robinson	Heather Martin	Cast Votes	Undervotes	Overvotes	Unresolved write-ins	Vote by Mail Ballots Cast	Early Voting Ballots Cast	Election Day Voting Ballots Cast	Total Ballots Cast	Registered Voters	Turnout Percentage
WHEATLAND PCT 023	19	36	40	20	16	17	36	37	221	47	0	0	18	16	33	67	542	12.36%
WHEATLAND PCT 031	78	102	122	60	61	60	118	136	737	287	0	0	80	47	129	256	1,410	18.16%
WHEATLAND PCT 032	126	157	191	117	94	105	173	209	1,172	316	1	0	89	91	193	373	1,802	20.70%
WHEATLAND PCT 033	113	170	197	73	84	87	199	221	1,144	228	1	0	81	69	194	344	1,682	20.45%
WHEATLAND PCT 034	81	132	174	80	80	78	162	184	971	253	0	0	71	44	191	306	1,390	22.01%
WHEATLAND PCT 035	107	143	161	88	78	70	146	168	961	299	0	0	116	88	111	315	1,138	27.68%
WHEATLAND PCT 036	62	64	80	41	49	48	70	81	495	133	0	0	60	26	71	157	919	17.08%
Totals	586	804	965	479	462	465	904	1,036	5,701	1,563	2	0	515	381	922	1,818	8,883	20.47%

This political subdivision has been canvassed by the election authority in which their principal office is located.

Canvass Results Report

Will County Election Night 4/1/2025

Run Time 12:34 PM

Run Date 04/16/2025

WILL COUNTY, ILLINOIS

CONSOLIDATED ELECTION - APRIL 1, 2025

4/1/2025

Page 410

Official Results

Registered Voters
79978 of 453563 = 17.63%

Precincts Reporting
310 of 310 = 100.00%

PEOTONE COMMUNITY UNIT SCHOOL DISTRICT NO. 207-U (Kankakee & Will Counties) For Members of the Board of Education - (Vote for a total of four)

Precinct	Mark Jones II* Peotone Twp 33N Range 12E	Tara Robinson Peotone Twp 33N Range 12E	Timothy Stoub* Green Garden Twp 34N Range 12E	Ashley Stachniak* Green Garden Twp 34N Range 12E	Dawn Love* Wilton Twp 33N Range 11E	Cast Votes	Undervotes	Overvotes	Unresolved write-ins	Vote by Mail Ballots Cast	Early Voting Ballots Cast	Election Day Voting Ballots Cast	Total Ballots Cast	Registered Voters	Turnout Percentage
GREEN GARDEN PCT 001	157	120	219	224	128	848	504	4	0	58	48	236	342	1,534	22.29%
GREEN GARDEN PCT 002	147	113	196	197	130	783	453	0	0	59	26	224	309	1,589	19.45%
MANHATTAN PCT 003	13	10	14	16	21	74	58	0	0	7	4	22	33	210	15.71%
PEOTONE PCT 001	432	175	326	246	246	1,425	735	0	0	65	15	460	540	1,495	36.12%
PEOTONE PCT 002	416	204	298	258	262	1,438	658	0	0	97	22	405	524	1,549	33.83%
WILL PCT 001	162	104	116	115	105	602	350	0	0	31	13	194	238	969	24.56%
WILTON PCT 001	80	81	77	82	150	470	314	0	0	27	3	166	196	594	33.00%
Totals	1,407	807	1,246	1,138	1,042	5,640	3,072	4	0	344	131	1,707	2,182	7,940	27.48%

I, the undersigned do hereby certify that on April 22, 2025, I canvassed the returns of an election held on April 1, 2025 for **PEOTONE COMMUNITY UNIT SCHOOL DISTRICT NO. 207-U** and I proclaim that a total of **2,182** voters requested and received ballots and I do further certify the number of votes received for each candidate for this office, **and the winners are denoted with an asterisk next to his or her name.**

I further certify that the above is a true and complete Abstract of Votes and was prepared in my presence on April 22, 2025.



Annette Parker, County Clerk
The County of Will, Illinois

ABSTRACT OF VOTES

STATE OF ILLINOIS)
COUNTY OF KANKAKEE) ss.

I, Dan Hendrickson, County Clerk of Kankakee County, do hereby certify that on April 15th, 2025, I canvassed the returns of the Consolidated Election held on April 1st, 2025, and do proclaim that a total of 0 voters requested and received ballots and I do further certify that the following list of candidates each received the number of votes recorded to him or her for the office listed below.

PEOTONE CUSD NO 207-U BOARD MEMBER

CANDIDATE	VOTES
TOWNSHIP 33N RANGE 12E	
Mark Jones II	0
Tara Robinson	0
TOWNSHIP 34N RANGE 12E	
Timothy Stoub	0
Roger Bettenhausen	0
Ashley Stachniak	0
TOWNSHIP 33N RANGE 11E	
Dawn Love	0

I further certify that the above is a true and complete Abstract of Votes and was confirmed in my presence this 15th day of April, 2025.



DAN HENDRICKSON, KANKAKEE COUNTY CLERK

*To see a report of the returns (votes received) by precinct, please refer to the Statement of Votes Cast-Final Canvass.

NOTE: "Each local canvassing board shall immediately transmit a signed copy or original duplicate of its complete Abstract of Votes to each election authority having jurisdiction over any of the respective political subdivision, and to the State Board of Elections..." (10 ILCS 5/22-18)

Statement of Votes Cast
 CONSOLIDATED ELECTION
 TUESDAY, APRIL 1, 2025
 KANKAKEE COUNTY, ILLINOIS
 April 1, 2025 Consolidated
 FINAL RESULTS

Date: 4/15/2025
 Time: 2:25:03 PM CDT
 Page 182/215

Turnout PEOTONE CUSD NO 207-U BOARD MEMBER

	Turnout				PEOTONE CUSD NO 207-U BOARD MEMBER										
	Reg. Voters	Ballots Cast	% Turnout	Blank	Reg. Voters	Total Votes	Mark Jones II	Tara Robinson	Timothy Stoub	Roger Bettenhausen	Ashley Stachniak	Dawn Love			
Jurisdiction Wide															
ROCKVILLE	604	137	22.68%	0	0	0	0	-	0	-	0	-	0	-	0
Total	69501	15164	21.82%	11	0	0	0	-	0	-	0	-	0	-	0

Canvass Results Report

Will County Election Night 4/1/2025

Run Time 12:34 PM
Run Date 04/16/2025

WILL COUNTY, ILLINOIS

CONSOLIDATED ELECTION - APRIL 1, 2025

4/1/2025
Page 401

Official Results

Registered Voters
79978 of 453563 = 17.63%
Precincts Reporting
310 of 310 = 100.00%

PLAINFIELD COMMUNITY CONSOLIDATED SCHOOL DISTRICT NO. 202 (Kendall & Will Counties) For Members of the Board of Education (To serve an unexpired 2-year term) - (Vote for one)

Precinct	Nora Dalton*	Cast Votes	Undervotes	Overvotes	Unresolved write-ins	Vote by Mail Ballots Cast	Early Voting Ballots Cast	Election Day Voting Ballots Cast	Total Ballots Cast	Registered Voters	Turnout Percentage
DUPAGE PCT 023	33	33	4	0	0	11	9	17	37	423	8.75%
DUPAGE PCT 024	21	21	2	0	0	11	8	4	23	127	18.11%
DUPAGE PCT 029	139	139	51	0	0	36	39	115	190	1,691	11.24%
DUPAGE PCT 031	84	84	35	0	0	27	30	62	119	854	13.93%
DUPAGE PCT 034	207	207	75	0	0	118	14	150	282	996	28.31%
DUPAGE PCT 035	37	37	12	0	0	19	9	21	49	1,202	4.08%
DUPAGE PCT 036	0	0	0	0	0	0	0	0	0	3	0.00%
LOCKPORT PCT 009	44	44	12	0	0	21	9	26	56	443	12.64%
LOCKPORT PCT 014	42	42	15	0	0	18	4	35	57	398	14.32%
LOCKPORT PCT 020	92	92	33	0	0	29	25	71	125	423	29.55%
PLAINFIELD PCT 001	274	274	87	0	0	88	80	193	361	1,632	22.12%
PLAINFIELD PCT 002	253	253	95	0	0	96	88	164	348	1,641	21.21%
PLAINFIELD PCT 003	249	249	88	0	0	91	86	160	337	1,561	21.59%
PLAINFIELD PCT 004	106	106	39	0	0	36	13	96	145	1,445	10.03%
PLAINFIELD PCT 005	104	104	25	0	0	59	8	62	129	1,490	8.66%
PLAINFIELD PCT 006	57	57	7	0	0	15	3	46	64	958	6.68%
PLAINFIELD PCT 007	116	116	26	0	0	62	17	63	142	1,957	7.26%
PLAINFIELD PCT 008	330	330	112	0	0	104	96	242	442	1,717	25.74%
PLAINFIELD PCT 009	377	377	138	0	0	108	161	246	515	1,953	26.37%
PLAINFIELD PCT 010	309	309	154	0	0	105	141	217	463	1,259	36.78%
PLAINFIELD PCT 011	55	55	4	0	0	24	3	32	59	804	7.34%

Canvass Results Report

Will County Election Night 4/1/2025

Run Time 12:34 PM

Run Date 04/16/2025

WILL COUNTY, ILLINOIS

CONSOLIDATED ELECTION - APRIL 1, 2025

4/1/2025

Page 402

Official Results

Registered Voters

79978 of 453563 = 17.63%

Precincts Reporting

310 of 310 = 100.00%

PLAINFIELD COMMUNITY CONSOLIDATED SCHOOL DISTRICT NO. 202 (Kendall & Will Counties) For Members of the Board of Education (To serve an unexpired 2-year term) - (Vote for one)


Precinct	Nora Dalton*	Cast Votes	Undervotes	Overvotes	Unresolved write-ins	Vote by Mail Ballots Cast	Early Voting Ballots Cast	Election Day Voting Ballots Cast	Total Ballots Cast	Registered Voters	Turnout Percentage
PLAINFIELD PCT 012	146	146	47	0	0	72	16	105	193	1,689	11.43%
PLAINFIELD PCT 013	467	467	165	0	0	176	172	284	632	2,743	23.04%
PLAINFIELD PCT 014	348	348	157	0	0	133	140	232	505	1,976	25.56%
PLAINFIELD PCT 015	341	341	132	0	0	155	114	204	473	2,022	23.39%
PLAINFIELD PCT 016	255	255	98	0	0	112	64	177	353	1,762	20.03%
PLAINFIELD PCT 017	115	115	34	0	0	60	13	76	149	1,712	8.70%
PLAINFIELD PCT 018	124	124	31	0	0	50	15	90	155	1,279	12.12%
PLAINFIELD PCT 019	144	144	34	0	0	40	35	103	178	1,865	9.54%
PLAINFIELD PCT 020	169	169	67	0	0	99	44	93	236	1,780	13.26%
PLAINFIELD PCT 021	139	139	61	0	0	71	30	99	200	1,242	16.10%
PLAINFIELD PCT 022	110	110	44	0	0	57	32	65	154	1,090	14.13%
PLAINFIELD PCT 023	140	140	31	0	0	49	24	98	171	1,105	15.48%
PLAINFIELD PCT 024	194	194	70	0	0	97	18	149	264	1,224	21.57%
PLAINFIELD PCT 025	129	129	36	0	0	65	19	81	165	1,792	9.21%
PLAINFIELD PCT 026	128	128	46	0	0	61	26	87	174	2,137	8.14%
PLAINFIELD PCT 027	82	82	44	0	0	48	12	66	126	1,276	9.87%
PLAINFIELD PCT 028	108	108	36	0	0	48	15	81	144	1,539	9.36%
PLAINFIELD PCT 029	123	123	41	0	0	61	16	87	164	1,363	12.03%
PLAINFIELD PCT 030	131	131	45	0	0	57	23	96	176	1,312	13.41%
PLAINFIELD PCT 031	82	82	41	0	0	47	20	56	123	1,033	11.91%
PLAINFIELD PCT 032	129	129	43	0	0	63	16	93	172	1,313	13.10%

PLAINFIELD COMMUNITY CONSOLIDATED SCHOOL DISTRICT NO. 202 (Kendall & Will Counties) For Members of the Board of Education (To serve an unexpired 2-year term) - (Vote for one)

Precinct	Nora Dalton*	Cast Votes	Undervotes	Overvotes	Unresolved write-ins	Vote by Mail Ballots Cast	Early Voting Ballots Cast	Election Day Voting Ballots Cast	Total Ballots Cast	Registered Voters	Turnout Percentage
PLAINFIELD PCT 033	174	174	68	0	0	82	42	118	242	1,393	17.37%
PLAINFIELD PCT 034	179	179	57	0	0	64	20	152	236	1,472	16.03%
PLAINFIELD PCT 035	118	118	40	0	0	49	13	96	158	1,431	11.04%
TROY PCT 008	33	33	10	0	0	17	5	21	43	722	5.96%
WHEATLAND PCT 001	128	128	49	0	0	63	31	83	177	1,293	13.69%
WHEATLAND PCT 016	69	69	30	0	0	25	16	58	99	748	13.24%
WHEATLAND PCT 022	31	31	12	0	0	14	11	18	43	426	10.09%
WHEATLAND PCT 023	70	70	36	0	0	32	17	57	106	847	12.51%
WHEATLAND PCT 024	81	81	39	0	0	37	28	55	120	708	16.95%
WHEATLAND PCT 025	222	222	85	0	0	75	69	163	307	1,722	17.83%
WHEATLAND PCT 026	346	346	154	0	0	158	122	220	500	2,208	22.64%
WHEATLAND PCT 027	136	136	46	0	0	67	45	70	182	1,160	15.69%
WHEATLAND PCT 028	255	255	107	0	0	93	73	196	362	1,965	18.42%
WHEATLAND PCT 029	306	306	111	0	0	103	79	235	417	1,826	22.84%
WHEATLAND PCT 030	221	221	94	0	0	71	72	172	315	1,831	17.20%
WHEATLAND PCT 036	67	67	40	0	0	31	18	58	107	557	19.21%
WHEATLAND PCT 037	9	9	7	0	0	1	9	6	16	97	16.49%
WHEATLAND PCT 038	142	142	71	0	0	96	38	79	213	1,192	17.87%
Totals	9,120	9,120	3,373	0	0	3,777	2,415	6,301	12,493	77,829	16.05%

I, the undersigned do hereby certify that on April 22, 2025, I canvassed the returns of an election held on April 1, 2025 for **PLAINFIELD COMMUNITY CONSOLIDATED SCHOOL DISTRICT NO. 202** and I proclaim that a total of **13,002** voters requested and received ballots and I do further certify the number of votes received for each candidate for this office, **and the winners are denoted with an asterisk next to his or her name.**

I further certify that the above is a true and complete Abstract of Votes and was prepared in my presence on April 22, 2025.


 Annette Parker, County Clerk
 The County of Will, Illinois

Canvass Results Report

Will County Election Night 4/1/2025

Run Time 12:34 PM

Run Date 04/16/2025

WILL COUNTY, ILLINOIS

CONSOLIDATED ELECTION - APRIL 1, 2025

4/1/2025

Page 404

Official Results

Registered Voters
79978 of 453563 = 17.63%

Precincts Reporting
310 of 310 = 100.00%

PLAINFIELD COMMUNITY CONSOLIDATED SCHOOL DISTRICT NO. 202 (Kendall & Will Counties) For Members of the Board of Education - (Vote for four)

Precinct	Rod Westfall*	Barbara Seiden*	Joshua Ruland*	Greg Nichols*	Cast Votes	Undervotes	Overvotes	Unresolved write-ins	Vote by Mail Ballots Cast	Early Voting Ballots Cast	Election Day Voting Ballots Cast	Total Ballots Cast	Registered Voters	Turnout Percentage
DUPAGE PCT 023	30	32	30	29	121	27	0	0	11	9	17	37	423	8.75%
DUPAGE PCT 024	16	19	16	16	67	25	0	0	11	8	4	23	127	18.11%
DUPAGE PCT 029	131	131	130	129	521	239	0	0	36	39	115	190	1,691	11.24%
DUPAGE PCT 031	73	70	68	76	287	189	0	0	27	30	62	119	854	13.93%
DUPAGE PCT 034	192	203	190	205	790	338	0	0	118	14	150	282	996	28.31%
DUPAGE PCT 035	33	36	33	31	133	63	0	0	19	9	21	49	1,202	4.08%
DUPAGE PCT 036	0	0	0	0	0	0	0	0	0	0	0	0	3	0.00%
LOCKPORT PCT 009	36	40	37	37	150	74	0	0	21	9	26	56	443	12.64%
LOCKPORT PCT 014	34	38	32	33	137	91	0	0	18	4	35	57	398	14.32%
LOCKPORT PCT 020	84	86	80	84	334	166	0	0	29	25	71	125	423	29.55%
PLAINFIELD PCT 001	228	226	206	203	863	581	0	0	88	80	193	361	1,632	22.12%
PLAINFIELD PCT 002	224	215	205	215	859	533	0	0	96	88	164	348	1,641	21.21%
PLAINFIELD PCT 003	217	211	211	210	849	499	0	0	91	86	160	337	1,561	21.59%
PLAINFIELD PCT 004	92	92	81	81	346	234	0	0	36	13	96	145	1,445	10.03%
PLAINFIELD PCT 005	90	91	86	91	358	158	0	0	59	8	62	129	1,490	8.66%
PLAINFIELD PCT 006	48	52	48	47	195	61	0	0	15	3	46	64	958	6.68%
PLAINFIELD PCT 007	102	108	101	102	413	155	0	0	62	17	63	142	1,957	7.26%
PLAINFIELD PCT 008	263	276	241	250	1,030	738	0	0	104	96	242	442	1,717	25.74%
PLAINFIELD PCT 009	287	295	265	273	1,120	940	0	0	108	161	246	515	1,953	26.37%
PLAINFIELD PCT 010	284	260	246	249	1,039	813	0	0	105	141	217	463	1,259	36.78%
PLAINFIELD PCT 011	50	52	49	47	198	38	0	0	24	3	32	59	804	7.34%

Canvass Results Report

Will County Election Night 4/1/2025

Run Time 12:34 PM
Run Date 04/16/2025

WILL COUNTY, ILLINOIS

CONSOLIDATED ELECTION - APRIL 1, 2025

4/1/2025
Page 405

Official Results

Registered Voters
79978 of 453563 = 17.63%
Precincts Reporting
310 of 310 = 100.00%

PLAINFIELD COMMUNITY CONSOLIDATED SCHOOL DISTRICT NO. 202 (Kendall & Will Counties) For Members of the Board of Education - (Vote for four)

Precinct	Rod Westfall*	Barbara Seiden*	Joshua Ruland*	Greg Nichols*	Cast Votes	Undervotes	Overvotes	Unresolved write-ins	Vote by Mail Ballots Cast	Early Voting Ballots Cast	Election Day Voting Ballots Cast	Total Ballots Cast	Registered Voters	Turnout Percentage
PLAINFIELD PCT 012	126	130	112	114	482	290	0	0	72	16	105	193	1,689	11.43%
PLAINFIELD PCT 013	374	386	354	380	1,494	1,034	0	0	176	172	284	632	2,743	23.04%
PLAINFIELD PCT 014	323	304	304	298	1,229	791	0	0	133	140	232	505	1,976	25.56%
PLAINFIELD PCT 015	307	280	267	287	1,141	751	0	0	155	114	204	473	2,022	23.39%
PLAINFIELD PCT 016	232	235	222	225	914	498	0	0	112	64	177	353	1,762	20.03%
PLAINFIELD PCT 017	101	100	96	99	396	200	0	0	60	13	76	149	1,712	8.70%
PLAINFIELD PCT 018	111	108	100	108	427	193	0	0	50	15	90	155	1,279	12.12%
PLAINFIELD PCT 019	124	131	116	131	502	210	0	0	40	35	103	178	1,865	9.54%
PLAINFIELD PCT 020	150	149	140	149	588	356	0	0	99	44	93	236	1,780	13.26%
PLAINFIELD PCT 021	121	122	120	124	487	313	0	0	71	30	99	200	1,242	16.10%
PLAINFIELD PCT 022	100	93	99	105	397	219	0	0	57	32	65	154	1,090	14.13%
PLAINFIELD PCT 023	121	126	125	118	490	194	0	0	49	24	98	171	1,105	15.48%
PLAINFIELD PCT 024	179	175	168	184	706	350	0	0	97	18	149	264	1,224	21.57%
PLAINFIELD PCT 025	107	112	105	106	430	230	0	0	65	19	81	165	1,792	9.21%
PLAINFIELD PCT 026	109	120	100	106	435	261	0	0	61	26	87	174	2,137	8.14%
PLAINFIELD PCT 027	77	79	70	69	295	209	0	0	48	12	66	126	1,276	9.87%
PLAINFIELD PCT 028	94	99	85	91	369	207	0	0	48	15	81	144	1,539	9.36%
PLAINFIELD PCT 029	121	118	110	114	463	193	0	0	61	16	87	164	1,363	12.03%
PLAINFIELD PCT 030	120	119	113	120	472	232	0	0	57	23	96	176	1,312	13.41%
PLAINFIELD PCT 031	85	83	79	80	327	165	0	0	47	20	56	123	1,033	11.91%
PLAINFIELD PCT 032	112	114	102	108	436	252	0	0	63	16	93	172	1,313	13.10%

PLAINFIELD COMMUNITY CONSOLIDATED SCHOOL DISTRICT NO. 202 (Kendall & Will Counties) For Members of the Board of Education - (Vote for four)

Precinct	Rod Westfall*	Barbara Seiden*	Joshua Ruland*	Greg Nichols*	Cast Votes	Undervotes	Overvotes	Unresolved write-ins	Vote by Mail Ballots Cast	Early Voting Ballots Cast	Election Day Voting Ballots Cast	Total Ballots Cast	Registered Voters	Turnout Percentage
PLAINFIELD PCT 033	149	162	150	152	613	355	0	0	82	42	118	242	1,393	17.37%
PLAINFIELD PCT 034	154	156	148	151	609	335	0	0	64	20	152	236	1,472	16.03%
PLAINFIELD PCT 035	107	109	93	94	403	229	0	0	49	13	96	158	1,431	11.04%
TROY PCT 008	30	26	23	28	107	65	0	0	17	5	21	43	722	5.96%
WHEATLAND PCT 001	100	116	96	100	412	296	0	0	63	31	83	177	1,293	13.69%
WHEATLAND PCT 016	62	67	63	67	259	137	0	0	25	16	58	99	748	13.24%
WHEATLAND PCT 022	28	27	25	26	106	66	0	0	14	11	18	43	426	10.09%
WHEATLAND PCT 023	60	69	60	58	247	177	0	0	32	17	57	106	847	12.51%
WHEATLAND PCT 024	67	73	68	73	281	199	0	0	37	28	55	120	708	16.95%
WHEATLAND PCT 025	196	198	178	189	761	467	0	0	75	69	163	307	1,722	17.83%
WHEATLAND PCT 026	309	307	297	309	1,222	778	0	0	158	122	220	500	2,208	22.64%
WHEATLAND PCT 027	121	122	120	125	488	240	0	0	67	45	70	182	1,160	15.69%
WHEATLAND PCT 028	213	216	206	217	852	596	0	0	93	73	196	362	1,965	18.42%
WHEATLAND PCT 029	277	274	255	277	1,083	585	0	0	103	79	235	417	1,826	22.84%
WHEATLAND PCT 030	180	199	182	184	745	515	0	0	71	72	172	315	1,831	17.20%
WHEATLAND PCT 036	52	59	50	52	213	215	0	0	31	18	58	107	557	19.21%
WHEATLAND PCT 037	8	11	8	8	35	29	0	0	1	9	6	16	97	16.49%
WHEATLAND PCT 038	124	130	121	120	495	357	0	0	96	38	79	213	1,192	17.87%
Totals	7,945	8,037	7,485	7,754	31,221	18,751	0	0	3,777	2,415	6,301	12,493	77,829	16.05%

I, the undersigned do hereby certify that on April 22, 2025, I canvassed the returns of an election held on April 1, 2025 for **PLAINFIELD COMMUNITY CONSOLIDATED SCHOOL DISTRICT NO. 202** and I proclaim that a total of **13,002** voters requested and received ballots and I do further certify the number of votes received for each candidate for this office, **and the winners are denoted with an asterisk next to his or her name.**

I further certify that the above is a true and complete Abstract of Votes and was prepared in my presence on April 22, 2025.

Annette Parker

Annette Parker, County Clerk
The County of Will, Illinois

JURISDICTIONAL CANVASS

PLAINFIELD CUSD 202

OFFICIAL

RUN DATE:04/15/25 03:02 PM

APRIL 1, 2025

KENDALL COUNTY, ILLINOIS

REPORT-EL86

PAGE 001

WITH 6 OF 6 PRECINCTS REPORTING

VOTES PERCENT

VOTES PERCENT

01 = BALLOTS CAST
 BD.MBR. (UNEX.2YR) PLAINFIELD CUSD 202
 (VOTE FOR) 1
 02 = Nora Dalton

509

394 100.00

BD.MBR. (4YR) PLAINFIELD CUSD 202
 (VOTE FOR) 4

03 = Rod Westfall

04 = Barbara Seiden

05 = Joshua Ruiland

06 = Greg Nichols

321 24.81

338 26.12

310 23.96

325 25.12

	01	02	03	04	05	06
0068 NA AU SAY 1	20	16	14	14	14	16
0069 NA AU SAY 2	127	98	73	83	76	80
0070 NA AU SAY 3	76	57	48	54	49	49
0071 NA AU SAY 4	94	73	65	61	59	57
0072 NA AU SAY 5	88	64	50	48	43	49
0073 NA AU SAY 6	104	86	71	78	69	74

Canvass Results Report

Will County Election Night 4/1/2025

Run Time 12:34 PM
Run Date 04/16/2025

WILL COUNTY, ILLINOIS

CONSOLIDATED ELECTION - APRIL 1, 2025

4/1/2025
Page 413

Official Results

Registered Voters
79978 of 453563 = 17.63%
Precincts Reporting
310 of 310 = 100.00%

REED-CUSTER COMMUNITY UNIT SCHOOL DISTRICT NO. 255U (Kankakee & Will Counties) For Members of the Board of Education - (Vote for four)

Precinct	Kris Van Duyne*	Jesse Morris*	Devin Dransfeldt*	Cast Votes	Undervotes	Overvotes	Unresolved write-ins	Vote by Mail Ballots Cast	Early Voting Ballots Cast	Election Day Voting Ballots Cast	Total Ballots Cast	Registered Voters	Turnout Percentage
CUSTER PCT 001	130	107	111	348	243	0	0	40	7	150	197	956	20.61%
REED PCT 001	282	223	242	747	636	0	0	43	75	343	461	1,549	29.76%
REED PCT 002	306	258	280	844	635	0	0	64	90	339	493	1,714	28.76%
REED PCT 003	282	240	265	787	545	0	0	55	92	297	444	1,556	28.53%
Totals	1,000	828	898	2,726	2,059	0	0	202	264	1,129	1,595	5,775	27.62%

I, the undersigned do hereby certify that on April 22, 2025, I canvassed the returns of an election held on April 1, 2025 for **REED-CUSTER COMMUNITY UNIT SCHOOL DISTRICT NO. 255U** and I proclaim that a total of **1,842** voters requested and received ballots and I do further certify the number of votes received for each candidate for this office, **and the winners are denoted with an asterisk next to his or her name.**

I further certify that the above is a true and complete Abstract of Votes and was prepared in my presence on April 22, 2025.



Annette Parker, County Clerk
The County of Will, Illinois

ABSTRACT OF VOTES

STATE OF ILLINOIS)
COUNTY OF KANKAKEE) ss.

I, Dan Hendrickson, County Clerk of Kankakee County, do hereby certify that on April 15th, 2025, I canvassed the returns of the Consolidated Election held on April 1st, 2025, and do proclaim that a total of 247 voters requested and received ballots and I do further certify that the following list of candidates each received the number of votes recorded to him or her for the office listed below.

REED-CUSTER CUSD NO. 255U BOARD MEMBER

CANDIDATE	VOTES
Michael A. Grace	175
Kris Van Duyne	160
Jesse Morris	143
Devin Dransfeldt	140

I further certify that the above is a true and complete Abstract of Votes and was confirmed in my presence this 15th day of April, 2025.


DAN HENDRICKSON, KANKAKEE COUNTY CLERK

*To see a report of the returns (votes received) by precinct, please refer to the Statement of Votes Cast-Final Canvass.

NOTE: "Each local canvassing board shall immediately transmit a signed copy or original duplicate of its complete Abstract of Votes to each election authority having jurisdiction over any of the respective political subdivision, and to the State Board of Elections..." (10 ILCS 5/22-18)

Statement of Votes Cast
 CONSOLIDATED ELECTION
 TUESDAY, APRIL 1, 2025
 KANKAKEE COUNTY, ILLINOIS
 April 1, 2025 Consolidated
 FINAL RESULTS

Date: 4/15/2025
 Time: 2:25:03 PM CDT
 Page 183/215

	Turnout				REED-CUSTER CUSD NO. 255U BOARD MEMBER									
	Reg. Voters	Ballots Cast	% Turnout	Blank	Reg. Voters	Total Votes	Michael A. Grace	Kris Van Duyne	Jesse Morris	Devin Dransfeldt				
Jurisdiction Wide														
ESSEX	1076	279	25.93%	0	719	618	175	28.32%	160	25.89%	143	23.14%	140	22.65%
Total	69501	15164	21.82%	11	719	618	175	28.32%	160	25.89%	143	23.14%	140	22.65%

Canvass Results Report

Will County Election Night 4/1/2025

Run Time 12:34 PM

Run Date 04/16/2025

WILL COUNTY, ILLINOIS

CONSOLIDATED ELECTION - APRIL 1, 2025

4/1/2025

Page 415

Official Results

Registered Voters
79978 of 453563 = 17.63%

Precincts Reporting
310 of 310 = 100.00%

VALLEY VIEW COMMUNITY UNIT SCHOOL DISTRICT NO. 365U For Members of the Board of Education - (Vote for four)

Precinct	Scott Heil	Jennifer "Jen" Shroba	Victor D. Zack	Elizabeth "Liz" Campbell	Victoria D. Pipkin	William "Bill" Spengler	Cast Votes	Undervotes	Overvotes	Unresolved write-ins	Vote by Mail Ballots Cast	Early Voting Ballots Cast	Election Day Voting Ballots Cast	Total Ballots Cast	Registered Voters	Turnout Percentage
DUPAGE PCT 001	0	0	0	0	0	0	0	0	0	0	0	0	0	0	1	0.00%
DUPAGE PCT 004	25	30	19	46	31	27	178	50	0	0	15	22	20	57	569	10.02%
DUPAGE PCT 005	105	107	92	143	104	87	638	146	1	0	55	45	97	197	1,125	17.51%
DUPAGE PCT 006	122	130	108	139	101	86	686	190	0	0	64	59	96	219	1,190	18.40%
DUPAGE PCT 008	90	110	83	118	105	78	584	156	1	0	40	68	78	186	1,344	13.84%
DUPAGE PCT 009	79	83	74	88	78	58	460	96	0	0	32	35	72	139	1,153	12.06%
DUPAGE PCT 010	93	130	80	143	152	138	736	228	0	0	63	83	95	241	1,682	14.33%
DUPAGE PCT 011	126	148	109	161	147	116	807	165	0	0	60	98	85	243	1,432	16.97%
DUPAGE PCT 012	114	154	118	159	109	95	749	175	1	0	85	64	83	232	1,271	18.25%
DUPAGE PCT 013	109	132	95	151	119	89	695	129	0	0	66	50	90	206	1,707	12.07%
DUPAGE PCT 014	107	125	107	137	136	124	736	184	1	0	70	88	73	231	1,484	15.57%
DUPAGE PCT 015	123	132	121	160	135	118	789	183	0	0	69	66	108	243	1,517	16.02%
DUPAGE PCT 016	107	141	97	152	118	105	720	148	0	0	60	45	112	217	1,406	15.43%
DUPAGE PCT 017	119	136	115	165	156	130	821	183	1	0	65	78	109	252	1,721	14.64%
DUPAGE PCT 018	103	123	95	144	120	93	678	154	0	0	55	59	94	208	1,422	14.63%
DUPAGE PCT 019	96	115	84	139	103	84	621	163	1	0	34	92	71	197	1,430	13.78%
DUPAGE PCT 020	66	87	68	96	85	64	466	158	0	0	40	51	65	156	1,318	11.84%
DUPAGE PCT 021	106	110	84	131	103	90	624	120	0	0	36	58	92	186	1,594	11.67%
DUPAGE PCT 022	118	136	114	159	110	98	735	145	0	0	40	68	112	220	1,653	13.31%
DUPAGE PCT 023	69	77	63	98	112	93	512	160	1	0	40	48	81	169	1,424	11.87%
DUPAGE PCT 024	100	106	87	124	122	95	634	162	0	0	56	64	79	199	1,328	14.98%

Canvass Results Report

Will County Election Night 4/1/2025

Run Time 12:34 PM
Run Date 04/16/2025

WILL COUNTY, ILLINOIS

CONSOLIDATED ELECTION - APRIL 1, 2025

4/1/2025
Page 416

Official Results

Registered Voters
79978 of 453563 = 17.63%
Precincts Reporting
310 of 310 = 100.00%

VALLEY VIEW COMMUNITY UNIT SCHOOL DISTRICT NO. 365U For Members of the Board of Education - (Vote for four)

Precinct	Scott Heil	Jennifer "Jen" Shroba	Victor D. Zack	Elizabeth "Liz" Campbell	Victoria D. Pipkin	William "Bill" Spengler	Cast Votes	Undervotes	Overvotes	Unresolved write-ins	Vote by Mail Ballots Cast	Early Voting Ballots Cast	Election Day Voting Ballots Cast	Total Ballots Cast	Registered Voters	Turnout Percentage
DUPAGE PCT 025	80	103	81	130	115	82	591	153	0	0	60	48	78	186	1,250	14.88%
DUPAGE PCT 026	92	110	73	110	70	67	522	134	0	0	23	57	84	164	1,284	12.77%
DUPAGE PCT 027	89	113	75	125	117	98	617	167	0	0	55	70	71	196	1,616	12.13%
DUPAGE PCT 028	76	98	51	103	87	74	489	143	2	0	42	47	71	160	1,622	9.86%
DUPAGE PCT 030	65	84	49	101	90	65	454	166	0	0	33	50	72	155	1,364	11.36%
DUPAGE PCT 031	0	0	0	0	0	0	0	0	0	0	0	0	0	0	9	0.00%
DUPAGE PCT 032	93	104	92	107	104	100	600	132	0	0	40	20	123	183	1,862	9.83%
DUPAGE PCT 033	70	89	72	94	66	71	462	130	1	0	55	23	71	149	1,327	11.23%
DUPAGE PCT 036	114	120	107	128	114	85	668	156	0	0	59	28	119	206	1,905	10.81%
DUPAGE PCT 037	75	72	68	90	80	69	454	142	0	0	36	16	97	149	1,450	10.28%
LOCKPORT PCT 001	300	389	275	360	296	266	1,886	642	1	0	243	49	341	633	1,833	34.53%
LOCKPORT PCT 002	112	118	111	118	83	76	618	170	0	0	61	32	104	197	1,791	11.00%
LOCKPORT PCT 003	71	97	73	110	102	68	521	135	1	0	55	12	98	165	1,651	9.99%
LOCKPORT PCT 004	82	97	64	108	81	72	504	104	0	0	64	18	70	152	1,391	10.93%
LOCKPORT PCT 006	55	73	70	98	80	61	437	119	0	0	71	14	54	139	1,981	7.02%
LOCKPORT PCT 007	82	94	77	94	84	54	485	135	0	0	43	22	90	155	1,897	8.17%
LOCKPORT PCT 008	52	69	53	79	62	42	357	83	1	0	32	26	53	111	1,618	6.86%
LOCKPORT PCT 009	21	28	18	27	18	18	130	38	0	0	17	6	19	42	90	46.67%
WHEATLAND PCT 019	0	0	0	0	0	0	0	0	0	0	0	0	0	0	9	0.00%
Totals	3,506	4,170	3,222	4,635	3,895	3,236	22,664	5,844	13	0	2,034	1,779	3,327	7,140	53,721	13.29%

Canvass Results Report

Will County Election Night 4/1/2025

Run Time 12:34 PM

Run Date 04/16/2025

WILL COUNTY, ILLINOIS

CONSOLIDATED ELECTION - APRIL 1, 2025

4/1/2025

Page 411

Official Results

Registered Voters
79978 of 453563 = 17.63%

Precincts Reporting
310 of 310 = 100.00%

WILMINGTON COMMUNITY UNIT SCHOOL DISTRICT NO. 209-U For Members of the Board of Education (To serve an unexpired 2-year term) - (Vote for one)

Precinct	Chris Alberico	Cast Votes	Undervotes	Overvotes	Unresolved write-ins	Vote by Mail Ballots Cast	Early Voting Ballots Cast	Election Day Voting Ballots Cast	Total Ballots Cast	Registered Voters	Turnout Percentage
CHANNAHON PCT 003	6	6	0	0	0	6	0	0	6	64	9.38%
FLORENCE PCT 001	141	141	29	0	0	37	10	123	170	673	25.26%
WESLEY PCT 001	239	239	63	0	0	53	9	240	302	1,491	20.25%
WILMINGTON PCT 001	275	275	104	0	0	68	31	280	379	1,388	27.31%
WILMINGTON PCT 002	234	234	53	0	0	44	12	231	287	1,148	25.00%
WILMINGTON PCT 003	374	374	91	0	0	82	28	355	465	1,344	34.60%
Totals	1,269	1,269	340	0	0	290	90	1,229	1,609	6,108	26.34%

Canvass Results Report

Will County Election Night 4/1/2025

Run Time 12:34 PM

Run Date 04/16/2025

WILL COUNTY, ILLINOIS

CONSOLIDATED ELECTION - APRIL 1, 2025

4/1/2025

Page 412

Official Results

Registered Voters

79978 of 453563 = 17.63%

Precincts Reporting

310 of 310 = 100.00%

WILMINGTON COMMUNITY UNIT SCHOOL DISTRICT NO. 209-U For Members of the Board of Education - (Vote for four)

Precinct	Timothy Cragg	Lauren Kempes	Stephanie Southall	Peggy Kunz	Cast Votes	Undervotes	Overvotes	Unresolved write-ins	Vote by Mail Ballots Cast	Early Voting Ballots Cast	Election Day Voting Ballots Cast	Total Ballots Cast	Registered Voters	Turnout Percentage
CHANNAHON PCT 003	5	5	5	6	21	3	0	0	6	0	0	6	64	9.38%
FLORENCE PCT 001	94	116	124	107	441	239	0	0	37	10	123	170	673	25.26%
WESLEY PCT 001	187	183	197	190	757	451	0	0	53	9	240	302	1,491	20.25%
WILMINGTON PCT 001	181	195	209	179	764	752	0	0	68	31	280	379	1,388	27.31%
WILMINGTON PCT 002	167	175	181	175	698	450	0	0	44	12	231	287	1,148	25.00%
WILMINGTON PCT 003	263	301	294	282	1,140	720	0	0	82	28	355	465	1,344	34.60%
Totals	897	975	1,010	939	3,821	2,615	0	0	290	90	1,229	1,609	6,108	26.34%

HIGH SCHOOL DISTRICTS



Canvass Results Report

Will County Election Night 4/1/2025

Run Time 12:34 PM
Run Date 04/16/2025

WILL COUNTY, ILLINOIS

CONSOLIDATED ELECTION - APRIL 1, 2025

4/1/2025
Page 430

Official Results

Registered Voters
79978 of 453563 = 17.63%
Precincts Reporting
310 of 310 = 100.00%

BLOOM TOWNSHIP HIGH SCHOOL DISTRICT NO. 206 (Cook & Will Counties) For Members of the Board of Education - (Vote for three)

Precinct	Anthony J. Murphy	Henry Drake	Karen King	Cast Votes	Undervotes	Overvotes	Unresolved write-ins	Vote by Mail Ballots Cast	Early Voting Ballots Cast	Election Day Voting Ballots Cast	Total Ballots Cast	Registered Voters	Turnout Percentage
CRETE PCT 001	10	8	7	25	17	0	0	3	4	7	14	157	8.92%
CRETE PCT 002	164	142	151	457	260	0	0	38	37	164	239	1,415	16.89%
CRETE PCT 003	240	204	209	653	433	0	0	69	59	234	362	1,339	27.04%
CRETE PCT 004	50	41	45	136	92	0	0	13	6	57	76	390	19.49%
Totals	464	395	412	1,271	802	0	0	123	106	462	691	3,301	20.93%

This political subdivision has been canvassed by the election authority in which their principal office is located.

Canvass Results Report

Will County Election Night 4/1/2025

Run Time 12:34 PM
Run Date 04/16/2025

WILL COUNTY, ILLINOIS

CONSOLIDATED ELECTION - APRIL 1, 2025

4/1/2025
Page 420

Official Results

Registered Voters
79978 of 453563 = 17.63%
Precincts Reporting
310 of 310 = 100.00%

JOLIET TOWNSHIP HIGH SCHOOL DISTRICT NO. 204 For Members of the Board of Education - (Vote for three)

Precinct	Sam Coffey Incorporated	Matthew Kennedy* Incorporated	Lorraine Guerrero Neumayer* Incorporated	Christine Lynn (Bartz)* Unincorporated	Cast Votes	Undervotes	Overvotes	Unresolved write-ins	Vote by Mail Ballots Cast	Early Voting Ballots Cast	Election Day Voting Ballots Cast	Total Ballots Cast	Registered Voters	Turnout Percentage
CHANNAHON PCT 003	0	0	0	0	0	0	0	0	0	0	0	0	9	0.00%
JACKSON PCT 001	93	120	117	134	464	172	3	0	46	27	142	215	1,611	13.35%
JACKSON PCT 002	82	130	98	113	423	183	1	0	47	31	125	203	1,228	16.53%
JOLIET PCT 001	74	90	89	80	333	123	0	0	42	17	93	152	1,403	10.83%
JOLIET PCT 002	112	123	107	121	463	167	0	0	56	19	135	210	1,226	17.13%
JOLIET PCT 003	104	88	83	93	368	154	0	0	45	23	106	174	1,184	14.70%
JOLIET PCT 004	59	59	70	67	255	84	0	0	32	19	62	113	1,220	9.26%
JOLIET PCT 005	48	51	48	44	191	67	0	0	24	20	42	86	943	9.12%
JOLIET PCT 006	44	45	53	37	179	76	0	0	18	20	47	85	936	9.08%
JOLIET PCT 007	104	109	94	78	385	131	0	0	51	28	93	172	1,146	15.01%
JOLIET PCT 008	76	72	77	78	303	84	0	0	43	16	70	129	1,059	12.18%
JOLIET PCT 009	125	111	126	97	459	192	0	0	75	38	104	217	1,912	11.35%
JOLIET PCT 010	103	122	115	130	470	211	0	0	71	29	127	227	1,401	16.20%
JOLIET PCT 011	106	107	103	99	415	179	0	0	41	31	126	198	1,329	14.90%
JOLIET PCT 012	57	46	59	38	200	115	0	0	26	21	58	105	1,219	8.61%
JOLIET PCT 013	53	39	62	29	183	66	0	0	20	25	38	83	1,179	7.04%
JOLIET PCT 014	61	60	85	41	247	71	0	0	27	16	63	106	1,132	9.36%
JOLIET PCT 015	45	43	56	40	184	47	0	0	24	12	41	77	1,172	6.57%
JOLIET PCT 016	90	110	84	85	369	117	0	0	38	28	96	162	1,182	13.71%
JOLIET PCT 017	139	161	138	121	559	239	1	0	79	35	153	267	1,310	20.38%
JOLIET PCT 018	224	235	223	194	876	399	2	0	106	55	266	427	1,368	31.21%

Canvass Results Report

Will County Election Night 4/1/2025

Run Time 12:34 PM
Run Date 04/16/2025

WILL COUNTY, ILLINOIS

CONSOLIDATED ELECTION - APRIL 1, 2025

4/1/2025
Page 421

Official Results

Registered Voters
79978 of 453563 = 17.63%
Precincts Reporting
310 of 310 = 100.00%

JOLIET TOWNSHIP HIGH SCHOOL DISTRICT NO. 204 For Members of the Board of Education - (Vote for three)

Precinct	Sam Coffey Incorporated	Matthew Kennedy* Incorporated	Lorraine Guerrero Neumayer* Incorporated	Christine Lynn (Bartz)* Unincorporated	Cast Votes	Undervotes	Overvotes	Unresolved write-ins	Vote by Mail Ballots Cast	Early Voting Ballots Cast	Election Day Voting Ballots Cast	Total Ballots Cast	Registered Voters	Turnout Percentage
JOLIET PCT 019	116	122	127	127	492	204	0	0	46	51	135	232	1,154	20.10%
JOLIET PCT 020	185	162	164	137	648	315	0	0	64	54	203	321	1,111	28.89%
JOLIET PCT 021	57	57	46	47	207	69	0	0	15	11	66	92	658	13.98%
JOLIET PCT 022	81	78	63	57	279	111	0	0	28	21	81	130	1,025	12.68%
JOLIET PCT 023	40	41	53	42	176	82	0	0	29	15	42	86	1,042	8.25%
JOLIET PCT 024	55	54	56	43	208	77	0	0	30	10	55	95	1,111	8.55%
JOLIET PCT 025	77	67	64	69	277	107	1	0	57	12	60	129	833	15.49%
JOLIET PCT 026	85	82	90	77	334	110	0	0	48	26	74	148	1,175	12.60%
JOLIET PCT 027	45	48	48	45	186	48	0	0	12	18	48	78	885	8.81%
JOLIET PCT 028	49	52	61	32	194	79	0	0	21	14	56	91	891	10.21%
JOLIET PCT 029	64	62	74	63	263	79	1	0	37	24	54	115	1,191	9.66%
JOLIET PCT 030	55	58	64	65	242	67	0	0	26	9	68	103	1,207	8.53%
JOLIET PCT 031	68	94	87	84	333	144	0	0	44	35	80	159	1,197	13.28%
JOLIET PCT 032	58	54	61	42	215	67	0	0	25	22	47	94	881	10.67%
JOLIET PCT 033	52	56	51	58	217	101	0	0	23	8	75	106	1,065	9.95%
JOLIET PCT 034	60	63	50	46	219	75	0	0	27	25	46	98	973	10.07%
JOLIET PCT 035	99	105	98	103	405	132	0	0	57	41	81	179	1,143	15.66%
JOLIET PCT 036	59	63	59	66	247	65	0	0	34	20	50	104	936	11.11%
JOLIET PCT 037	75	79	78	99	331	95	1	0	62	19	62	143	1,211	11.81%
NEW LENOX PCT 001	40	47	50	44	181	107	1	0	31	14	52	97	1,092	8.88%
NEW LENOX PCT 003	12	16	14	22	64	17	0	0	11	4	12	27	226	11.95%

Canvass Results Report

Will County Election Night 4/1/2025

Run Time 12:34 PM

Run Date 04/16/2025

WILL COUNTY, ILLINOIS

CONSOLIDATED ELECTION - APRIL 1, 2025

4/1/2025

Page 422

Official Results

Registered Voters
79978 of 453563 = 17.63%

Precincts Reporting
310 of 310 = 100.00%

JOLIET TOWNSHIP HIGH SCHOOL DISTRICT NO. 204 For Members of the Board of Education - (Vote for three)

Precinct	Sam Coffey Incorporated	Matthew Kennedy* Incorporated	Lorraine Guerrero Neumayer* Incorporated	Christine Lynn (Bartz)* Unincorporated	Cast Votes	Undervotes	Overvotes	Unresolved write-ins	Vote by Mail Ballots Cast	Early Voting Ballots Cast	Election Day Voting Ballots Cast	Total Ballots Cast	Registered Voters	Turnout Percentage
NEW LENOX PCT 016	0	0	0	0	0	0	0	0	0	0	0	0	2	0.00%
NEW LENOX PCT 018	2	1	0	1	4	5	0	0	0	1	2	3	14	21.43%
PLAINFIELD PCT 031	25	12	26	25	88	59	0	0	14	9	26	49	298	16.44%
TROY PCT 001	83	95	101	80	359	148	0	0	66	14	89	169	2,852	5.93%
TROY PCT 002	56	51	61	49	217	77	1	0	29	15	55	99	1,840	5.38%
TROY PCT 003	18	18	12	20	68	28	0	0	13	0	19	32	344	9.30%
TROY PCT 004	113	104	98	103	418	149	0	0	46	27	116	189	1,218	15.52%
TROY PCT 005	107	122	110	118	457	185	0	0	86	36	92	214	1,095	19.54%
TROY PCT 006	59	50	48	58	215	85	0	0	27	11	62	100	933	10.72%
TROY PCT 007	84	104	118	108	414	120	2	0	86	43	51	180	2,124	8.47%
TROY PCT 008	122	113	115	112	462	276	0	0	85	35	126	246	1,335	18.43%
TROY PCT 009	111	99	96	106	412	206	0	0	45	39	122	206	1,277	16.13%
TROY PCT 010	96	109	90	106	401	133	1	0	44	36	99	179	1,738	10.30%
TROY PCT 011	216	200	183	179	778	500	1	0	106	96	225	427	1,554	27.48%
TROY PCT 012	115	116	91	92	414	216	0	0	34	41	135	210	874	24.03%
TROY PCT 014	21	37	36	28	122	34	0	0	21	4	27	52	322	16.15%
TROY PCT 015	64	99	88	94	345	162	0	0	45	31	93	169	1,292	13.08%
TROY PCT 016	184	174	170	168	696	330	0	0	99	77	166	342	1,897	18.03%
TROY PCT 017	56	66	57	65	244	92	0	0	40	16	56	112	729	15.36%
TROY PCT 018	93	88	90	88	359	190	0	0	56	29	98	183	1,583	11.56%
TROY PCT 019	63	56	76	82	277	122	0	0	23	32	78	133	1,839	7.23%

Canvass Results Report

Will County Election Night 4/1/2025

Run Time 12:34 PM

Run Date 04/16/2025

WILL COUNTY, ILLINOIS

CONSOLIDATED ELECTION - APRIL 1, 2025

4/1/2025

Page 423

Official Results

Registered Voters
79978 of 453563 = 17.63%

Precincts Reporting
310 of 310 = 100.00%

JOLIET TOWNSHIP HIGH SCHOOL DISTRICT NO. 204 For Members of the Board of Education - (Vote for three)

Precinct	Sam Coffey Incorporated	Matthew Kennedy* Incorporated	Lorraine Guerrero Neumayer* Incorporated	Christine Lynn (Bartz)* Unincorporated	Cast Votes	Undervotes	Overvotes	Unresolved write-ins	Vote by Mail Ballots Cast	Early Voting Ballots Cast	Election Day Voting Ballots Cast	Total Ballots Cast	Registered Voters	Turnout Percentage
TROY PCT 021	0	0	0	0	0	0	0	0	0	0	0	0	2	0.00%
Totals	4,919	5,095	5,011	4,769	19,794	8,145	16	0	2,603	1,555	5,171	9,329	71,338	13.08%

Canvass Results Report

Will County Election Night 4/1/2025

Run Time 12:34 PM

Run Date 04/16/2025

WILL COUNTY, ILLINOIS

CONSOLIDATED ELECTION - APRIL 1, 2025

4/1/2025

Page 431

Official Results

Registered Voters
79978 of 453563 = 17.63%

Precincts Reporting
310 of 310 = 100.00%

LINCOLN-WAY COMMUNITY HIGH SCHOOL DISTRICT NO. 210 (Cook & Will Counties) For Members of the Board of Education - (Vote for a total of three)

Precinct	Aaron Janik	Deadra Woods Stokes	Joseph M. Kosteck	Cast Votes	Undervotes	Overvotes	Unresolved write-ins	Vote by Mail Ballots Cast	Early Voting Ballots Cast	Election Day Voting Ballots Cast	Total Ballots Cast	Registered Voters	Turnout Percentage
FRANKFORT PCT 001	229	213	222	664	401	0	0	64	90	201	355	1,938	18.32%
FRANKFORT PCT 002	224	211	231	666	432	0	0	112	107	147	366	1,520	24.08%
FRANKFORT PCT 003	239	235	246	720	561	0	0	83	156	188	427	1,659	25.74%
FRANKFORT PCT 004	180	168	178	526	359	0	0	81	73	141	295	1,403	21.03%
FRANKFORT PCT 005	266	264	262	792	471	0	0	101	97	223	421	2,019	20.85%
FRANKFORT PCT 006	228	204	211	643	419	0	0	51	81	222	354	1,417	24.98%
FRANKFORT PCT 007	201	190	191	582	321	0	0	62	80	159	301	1,358	22.16%
FRANKFORT PCT 008	143	151	148	442	266	0	0	61	81	94	236	1,372	17.20%
FRANKFORT PCT 009	186	180	193	559	416	0	0	104	100	121	325	1,494	21.75%
FRANKFORT PCT 010	224	225	221	670	380	0	0	107	106	137	350	1,483	23.60%
FRANKFORT PCT 011	176	179	192	547	386	0	0	69	117	125	311	1,437	21.64%
FRANKFORT PCT 012	202	190	202	594	351	0	0	58	74	183	315	1,170	26.92%
FRANKFORT PCT 013	155	152	155	462	339	0	0	72	47	148	267	1,232	21.67%
FRANKFORT PCT 014	174	159	164	497	280	0	0	40	74	145	259	1,422	18.21%
FRANKFORT PCT 015	216	219	223	658	395	0	0	60	124	167	351	1,837	19.11%
FRANKFORT PCT 016	212	218	222	652	467	0	0	100	125	148	373	1,548	24.10%
FRANKFORT PCT 017	246	232	240	718	539	0	0	99	92	228	419	1,904	22.01%
FRANKFORT PCT 018	202	194	230	626	427	0	0	57	87	207	351	1,501	23.38%
FRANKFORT PCT 019	188	189	194	571	353	0	0	65	105	138	308	1,647	18.70%
FRANKFORT PCT 020	180	174	179	533	373	0	0	53	108	141	302	1,448	20.86%
FRANKFORT PCT 021	344	336	371	1,051	680	0	0	116	170	291	577	1,816	31.77%

Canvass Results Report

Will County Election Night 4/1/2025

Run Time 12:34 PM

Run Date 04/16/2025

WILL COUNTY, ILLINOIS

CONSOLIDATED ELECTION - APRIL 1, 2025

4/1/2025

Page 432

Official Results

Registered Voters
79978 of 453563 = 17.63%

Precincts Reporting
310 of 310 = 100.00%

LINCOLN-WAY COMMUNITY HIGH SCHOOL DISTRICT NO. 210 (Cook & Will Counties) For Members of the Board of Education - (Vote for a total of three)

Precinct	Aaron Janik	Deadra Woods Stokes	Joseph M. Kosteck	Cast Votes	Undervotes	Overvotes	Unresolved write-ins	Vote by Mail Ballots Cast	Early Voting Ballots Cast	Election Day Voting Ballots Cast	Total Ballots Cast	Registered Voters	Turnout Percentage
FRANKFORT PCT 022	316	311	324	951	669	0	0	161	214	165	540	1,470	36.73%
FRANKFORT PCT 023	231	216	252	699	432	0	0	75	148	154	377	1,305	28.89%
FRANKFORT PCT 024	180	203	187	570	396	0	0	59	111	152	322	1,384	23.27%
FRANKFORT PCT 025	301	291	315	907	686	0	0	64	210	257	531	1,280	41.48%
FRANKFORT PCT 026	250	251	259	760	473	0	0	83	170	158	411	1,552	26.48%
FRANKFORT PCT 027	200	185	209	594	459	0	0	69	115	167	351	1,441	24.36%
FRANKFORT PCT 028	229	232	239	700	380	0	0	69	146	145	360	2,130	16.90%
JACKSON PCT 001	0	0	0	0	0	0	0	0	0	0	0	2	0.00%
JACKSON PCT 002	8	7	12	27	12	0	0	4	1	8	13	145	8.97%
MANHATTAN PCT 001	233	229	244	706	494	0	0	89	61	250	400	1,676	23.87%
MANHATTAN PCT 002	260	264	275	799	791	0	0	73	135	322	530	2,033	26.07%
MANHATTAN PCT 003	151	152	159	462	237	0	0	39	55	139	233	1,156	20.16%
MANHATTAN PCT 004	214	205	222	641	538	0	0	41	109	243	393	1,617	24.30%
MANHATTAN PCT 005	207	200	222	629	460	0	0	60	107	196	363	1,890	19.21%
NEW LENOX PCT 001	18	15	17	50	52	0	0	8	2	24	34	294	11.56%
NEW LENOX PCT 002	170	178	176	524	253	0	0	85	38	136	259	1,861	13.92%
NEW LENOX PCT 003	75	85	82	242	169	0	0	40	14	83	137	986	13.89%
NEW LENOX PCT 004	91	97	104	292	176	0	0	35	23	98	156	990	15.76%
NEW LENOX PCT 005	106	119	114	339	270	0	0	50	42	111	203	1,337	15.18%
NEW LENOX PCT 006	121	117	126	364	248	0	0	49	33	122	204	1,509	13.52%
NEW LENOX PCT 007	149	168	163	480	369	0	0	107	74	102	283	1,696	16.69%

Canvass Results Report

Will County Election Night 4/1/2025

Run Time 12:34 PM

Run Date 04/16/2025

WILL COUNTY, ILLINOIS

CONSOLIDATED ELECTION - APRIL 1, 2025

4/1/2025

Page 433

Official Results

Registered Voters
79978 of 453563 = 17.63%

Precincts Reporting
310 of 310 = 100.00%

LINCOLN-WAY COMMUNITY HIGH SCHOOL DISTRICT NO. 210 (Cook & Will Counties) For Members of the Board of Education - (Vote for a total of three)

Precinct	Aaron Janik	Deadra Woods Stokes	Joseph M. Kosteck	Cast Votes	Undervotes	Overvotes	Unresolved write-ins	Vote by Mail Ballots Cast	Early Voting Ballots Cast	Election Day Voting Ballots Cast	Total Ballots Cast	Registered Voters	Turnout Percentage
NEW LENOX PCT 008	116	132	124	372	249	0	0	63	44	100	207	1,330	15.56%
NEW LENOX PCT 009	68	58	64	190	131	0	0	23	12	72	107	946	11.31%
NEW LENOX PCT 010	186	204	198	588	351	0	0	77	78	158	313	1,630	19.20%
NEW LENOX PCT 011	164	169	176	509	331	0	0	54	61	165	280	1,845	15.18%
NEW LENOX PCT 012	109	123	120	352	233	0	0	51	33	111	195	1,415	13.78%
NEW LENOX PCT 013	138	167	143	448	365	0	0	81	43	147	271	1,772	15.29%
NEW LENOX PCT 014	170	171	162	503	328	0	0	64	49	164	277	2,109	13.13%
NEW LENOX PCT 015	101	120	110	331	248	0	0	64	32	97	193	1,526	12.65%
NEW LENOX PCT 016	127	139	132	398	271	0	0	76	39	108	223	1,341	16.63%
NEW LENOX PCT 017	174	185	172	531	264	0	0	85	61	119	265	1,371	19.33%
NEW LENOX PCT 018	102	127	112	341	244	0	0	53	29	113	195	1,766	11.04%
NEW LENOX PCT 019	114	118	107	339	267	0	0	51	39	112	202	2,082	9.70%
NEW LENOX PCT 020	183	199	189	571	371	0	0	106	57	151	314	2,268	13.84%
WILTON PCT 001	1	1	1	3	3	0	0	0	0	2	2	2	100.00%
Totals	9,678	9,721	9,986	29,385	19,836	0	0	3,723	4,479	8,205	16,407	81,782	20.06%

No registered voters for this district in Cook County

Canvass Results Report

Will County Election Night 4/1/2025

Run Time 12:34 PM
Run Date 04/16/2025

WILL COUNTY, ILLINOIS

CONSOLIDATED ELECTION - APRIL 1, 2025

4/1/2025
Page 424

Official Results

Registered Voters
79978 of 453563 = 17.63%
Precincts Reporting
310 of 310 = 100.00%

LOCKPORT TOWNSHIP HIGH SCHOOL DISTRICT NO. 205 For Members of the Board of Education (To serve an unexpired 2-year term) - (Vote for two)

Precinct	Michaelene O'Halloran	Lance Thies	Ann M. Lopez-Caneva	James A Shake	Ron Farina	Jeffrey Green (W)	Cast Votes	Undervotes	Overvotes	Unresolved write-ins	Vote by Mail Ballots Cast	Early Voting Ballots Cast	Election Day Voting Ballots Cast	Total Ballots Cast	Registered Voters	Turnout Percentage
DUPAGE PCT 033	9	5	11	6	8	0	39	9	0	0	7	5	12	24	139	17.27%
HOMER PCT 001	44	52	57	38	41	0	232	52	0	0	30	10	102	142	1,500	9.47%
HOMER PCT 002	101	117	112	77	90	0	497	169	1	0	70	55	209	334	1,617	20.66%
HOMER PCT 003	84	79	72	50	53	0	338	96	2	0	50	36	133	219	1,290	16.98%
HOMER PCT 004	118	81	93	80	95	0	467	185	4	0	84	56	190	330	1,471	22.43%
HOMER PCT 005	68	83	77	38	80	0	346	114	0	0	54	51	125	230	1,151	19.98%
HOMER PCT 006	101	63	82	62	84	0	392	88	3	0	82	44	117	243	1,455	16.70%
HOMER PCT 007	112	81	88	69	83	0	433	157	1	0	70	35	191	296	1,454	20.36%
HOMER PCT 008	99	71	98	70	93	0	431	109	1	0	95	50	126	271	1,423	19.04%
HOMER PCT 009	61	52	45	43	60	0	261	97	1	0	41	17	122	180	1,190	15.13%
HOMER PCT 010	62	49	64	34	48	0	257	83	2	0	60	19	93	172	1,002	17.17%
HOMER PCT 011	127	90	103	69	67	0	456	106	4	0	72	47	166	285	1,470	19.39%
HOMER PCT 012	103	74	68	83	87	0	415	149	4	0	59	45	182	286	1,550	18.45%
HOMER PCT 013	60	88	109	47	53	1	358	78	1	0	74	30	115	219	1,650	13.27%
HOMER PCT 014	80	86	103	47	67	0	383	153	5	0	68	47	158	273	1,554	17.57%
HOMER PCT 015	73	86	110	34	90	0	393	113	1	0	63	53	138	254	1,899	13.38%
HOMER PCT 016	92	122	123	40	106	0	483	103	1	0	81	36	177	294	2,208	13.32%
HOMER PCT 017	94	76	89	61	79	0	399	147	3	0	64	55	157	276	1,573	17.55%
HOMER PCT 018	65	96	94	38	81	0	374	74	2	0	49	36	141	226	2,017	11.20%
HOMER PCT 019	111	88	128	54	87	1	469	113	4	0	85	22	188	295	1,694	17.41%
LOCKPORT PCT 004	0	0	0	1	1	0	2	4	0	0	1	0	2	3	24	12.50%

Canvass Results Report

Will County Election Night 4/1/2025

Run Time 12:34 PM
Run Date 04/16/2025

WILL COUNTY, ILLINOIS

CONSOLIDATED ELECTION - APRIL 1, 2025

4/1/2025
Page 425

Official Results

Registered Voters
79978 of 453563 = 17.63%
Precincts Reporting
310 of 310 = 100.00%

LOCKPORT TOWNSHIP HIGH SCHOOL DISTRICT NO. 205 For Members of the Board of Education (To serve an unexpired 2-year term) - (Vote for two)

Precinct	Michaelene O'Halloran	Lance Thies	Ann M. Lopez-Caneva	James A Shake	Ron Farina	Jeffrey Green (W)	Cast Votes	Undervotes	Overvotes	Unresolved write-ins	Vote by Mail Ballots Cast	Early Voting Ballots Cast	Election Day Voting Ballots Cast	Total Ballots Cast	Registered Voters	Turnout Percentage
LOCKPORT PCT 005	132	104	183	69	94	0	582	148	2	0	74	82	211	367	1,416	25.92%
LOCKPORT PCT 009	157	67	151	84	96	0	555	185	2	0	151	21	200	372	1,581	23.53%
LOCKPORT PCT 010	117	109	144	49	103	0	522	124	2	0	52	62	211	325	1,466	22.17%
LOCKPORT PCT 011	144	124	203	56	91	0	618	166	1	0	81	108	204	393	1,449	27.12%
LOCKPORT PCT 012	135	72	171	63	112	0	553	149	0	0	78	79	194	351	1,541	22.78%
LOCKPORT PCT 013	414	141	331	225	228	0	1,339	451	1	0	232	102	562	896	1,968	45.53%
LOCKPORT PCT 014	91	52	124	51	70	0	388	144	0	0	53	29	184	266	942	28.24%
LOCKPORT PCT 015	113	50	141	38	60	0	402	100	1	0	46	17	189	252	1,301	19.37%
LOCKPORT PCT 016	119	132	202	46	71	0	570	132	1	0	67	86	199	352	1,508	23.34%
LOCKPORT PCT 017	142	154	279	46	115	0	736	168	0	0	87	123	242	452	1,441	31.37%
LOCKPORT PCT 018	105	90	161	69	87	0	512	122	1	0	79	78	161	318	1,623	19.59%
LOCKPORT PCT 019	160	118	186	71	122	1	658	192	2	0	120	95	212	427	1,508	28.32%
LOCKPORT PCT 020	95	43	90	49	56	0	333	97	0	0	49	11	155	215	781	27.53%
LOCKPORT PCT 021	116	47	118	41	56	0	378	96	5	0	79	28	135	242	1,384	17.49%
LOCKPORT PCT 022	106	46	130	46	70	0	398	138	0	0	55	34	179	268	1,099	24.39%
LOCKPORT PCT 023	79	32	92	38	55	0	296	106	0	0	39	22	140	201	1,033	19.46%
LOCKPORT PCT 024	40	22	65	21	16	0	164	42	1	0	21	18	65	104	842	12.35%
Totals	3,929	2,942	4,497	2,103	2,955	3	16,429	4,759	59	0	2,622	1,744	6,287	10,653	52,214	20.40%

Canvass Results Report

Will County Election Night 4/1/2025

Run Time 12:34 PM
Run Date 04/16/2025

WILL COUNTY, ILLINOIS

CONSOLIDATED ELECTION - APRIL 1, 2025

4/1/2025
Page 426

Official Results

Registered Voters
79978 of 453563 = 17.63%
Precincts Reporting
310 of 310 = 100.00%

LOCKPORT TOWNSHIP HIGH SCHOOL DISTRICT NO. 205 For Members of the Board of Education - (Vote for four)

Precinct	Candace Gerritsen	Theresa "Tammy" Hayes	Scott Nyssen	James "Jay" Roti	Thomas "Tommy" Hill	Wendy Streit	Lou Ann Johnson	Paul Lencioni	Eric Nush	Michael Deane	Cast Votes	Undervotes	Overvotes	Unresolved write-ins	Vote by Mail Ballots Cast	Early Voting Ballots Cast	Election Day Voting Ballots Cast	Total Ballots Cast	Registered Voters
DUPAGE PCT 033	11	5	4	9	7	8	10	7	2	4	67	29	0	0	7	5	12	24	139
HOMER PCT 001	55	53	56	45	32	55	46	39	34	32	447	121	0	0	30	10	102	142	1,500
HOMER PCT 002	112	103	103	82	80	110	107	89	82	72	940	388	2	0	70	55	209	334	1,617
HOMER PCT 003	89	72	78	61	43	81	68	56	63	39	650	218	2	0	50	36	133	219	1,290
HOMER PCT 004	123	105	83	92	64	100	94	72	100	81	914	402	1	0	84	56	190	330	1,471
HOMER PCT 005	89	70	79	55	43	76	67	59	98	51	687	233	0	0	54	51	125	230	1,151
HOMER PCT 006	97	99	73	77	51	94	76	50	67	71	755	213	1	0	82	44	117	243	1,455
HOMER PCT 007	121	93	91	79	56	97	83	94	80	72	866	314	1	0	70	35	191	296	1,454
HOMER PCT 008	120	90	84	71	36	86	98	90	96	67	838	242	1	0	95	50	126	271	1,423
HOMER PCT 009	60	54	36	56	29	57	53	44	43	47	479	241	0	0	41	17	122	180	1,190
HOMER PCT 010	56	52	52	49	41	69	44	36	43	36	478	206	1	0	60	19	93	172	1,002
HOMER PCT 011	115	111	81	99	68	80	98	71	90	75	888	252	0	0	72	47	166	285	1,470
HOMER PCT 012	96	95	76	94	57	84	81	74	84	88	829	311	1	0	59	45	182	286	1,550
HOMER PCT 013	95	61	75	39	43	106	71	74	48	51	663	209	1	0	74	30	115	219	1,650
HOMER PCT 014	115	77	77	56	33	101	92	85	77	51	764	328	0	0	68	47	158	273	1,554
HOMER PCT 015	101	69	65	46	25	134	84	85	79	46	734	278	1	0	63	53	138	254	1,899
HOMER PCT 016	127	90	97	51	46	152	94	110	98	55	920	252	1	0	81	36	177	294	2,208
HOMER PCT 017	89	94	77	64	55	103	81	63	83	58	767	337	0	0	64	55	157	276	1,573
HOMER PCT 018	95	67	71	37	39	124	74	73	90	42	712	184	2	0	49	36	141	226	2,017
HOMER PCT 019	130	85	97	73	55	109	102	63	90	74	878	302	0	0	85	22	188	295	1,694
LOCKPORT PCT 004	0	0	1	1	0	0	0	0	0	0	2	10	0	0	1	0	2	3	24

Canvass Results Report

Will County Election Night 4/1/2025

Run Time 12:34 PM

Run Date 04/16/2025

WILL COUNTY, ILLINOIS

CONSOLIDATED ELECTION - APRIL 1, 2025

4/1/2025

Page 427

Official Results

Registered Voters
79978 of 453563 = 17.63%

Precincts Reporting
310 of 310 = 100.00%

LOCKPORT TOWNSHIP HIGH SCHOOL DISTRICT NO. 205 For Members of the Board of Education - (Vote for four)

Turnout Percentage

Precinct	Turnout Percentage
DUPAGE PCT 033	17.27%
HOMER PCT 001	9.47%
HOMER PCT 002	20.66%
HOMER PCT 003	16.98%
HOMER PCT 004	22.43%
HOMER PCT 005	19.98%
HOMER PCT 006	16.70%
HOMER PCT 007	20.36%
HOMER PCT 008	19.04%
HOMER PCT 009	15.13%
HOMER PCT 010	17.17%
HOMER PCT 011	19.39%
HOMER PCT 012	18.45%
HOMER PCT 013	13.27%
HOMER PCT 014	17.57%
HOMER PCT 015	13.38%
HOMER PCT 016	13.32%
HOMER PCT 017	17.55%
HOMER PCT 018	11.20%
HOMER PCT 019	17.41%
LOCKPORT PCT 004	12.50%

Canvass Results Report

Will County Election Night 4/1/2025

Run Time 12:34 PM
Run Date 04/16/2025

WILL COUNTY, ILLINOIS

CONSOLIDATED ELECTION - APRIL 1, 2025

4/1/2025
Page 428

Official Results

Registered Voters
79978 of 453563 = 17.63%
Precincts Reporting
310 of 310 = 100.00%

LOCKPORT TOWNSHIP HIGH SCHOOL DISTRICT NO. 205 For Members of the Board of Education - (Vote for four)

Precinct	Candace Gerritsen	Theresa "Tammy" Hayes	Scott Nyssen	James "Jay" Roti	Thomas "Tommy" Hill	Wendy Streit	Lou Ann Johnson	Paul Lencioni	Eric Nush	Michael Deane	Cast Votes	Undervotes	Overvotes	Unresolved write-ins	Vote by Mail Ballots Cast	Early Voting Ballots Cast	Election Day Voting Ballots Cast	Total Ballots Cast	Registered Voters
LOCKPORT PCT 005	159	130	111	89	59	169	128	115	58	91	1,109	355	1	0	74	82	211	367	1,416
LOCKPORT PCT 009	154	144	104	70	55	136	135	101	68	84	1,051	433	1	0	151	21	200	372	1,581
LOCKPORT PCT 010	122	96	133	72	51	159	91	106	73	80	983	309	2	0	52	62	211	325	1,466
LOCKPORT PCT 011	153	124	98	66	66	201	135	110	59	85	1,097	467	2	0	81	108	204	393	1,449
LOCKPORT PCT 012	147	106	93	67	46	185	126	108	57	90	1,025	379	0	0	78	79	194	351	1,541
LOCKPORT PCT 013	343	374	194	208	178	338	296	200	118	275	2,524	1,056	1	0	232	102	562	896	1,968
LOCKPORT PCT 014	98	99	43	48	47	91	90	67	35	68	686	370	2	0	53	29	184	266	942
LOCKPORT PCT 015	121	111	52	71	53	119	95	50	30	64	766	242	0	0	46	17	189	252	1,301
LOCKPORT PCT 016	162	109	68	57	51	191	134	98	47	63	980	424	1	0	67	86	199	352	1,508
LOCKPORT PCT 017	173	108	103	80	59	226	172	140	80	95	1,236	568	1	0	87	123	242	452	1,441
LOCKPORT PCT 018	124	110	71	63	53	168	118	99	65	84	955	317	0	0	79	78	161	318	1,623
LOCKPORT PCT 019	196	158	101	87	57	209	143	118	53	105	1,227	473	2	0	120	95	212	427	1,508
LOCKPORT PCT 020	82	95	46	51	61	79	66	50	30	50	610	250	0	0	49	11	155	215	781
LOCKPORT PCT 021	107	108	50	35	45	106	101	58	43	58	711	249	2	0	79	28	135	242	1,384
LOCKPORT PCT 022	98	98	50	58	51	99	88	63	38	79	722	346	1	0	55	34	179	268	1,099
LOCKPORT PCT 023	74	78	38	46	40	84	61	46	35	49	551	241	3	0	39	22	140	201	1,033
LOCKPORT PCT 024	41	59	20	14	33	29	58	9	9	23	295	121	0	0	21	18	65	104	842
Totals	4,250	3,652	2,831	2,418	1,908	4,415	3,560	2,872	2,345	2,555	30,806	11,670	34	0	2,622	1,744	6,287	10,653	52,214

Canvass Results Report

Will County Election Night 4/1/2025

Run Time 12:34 PM

Run Date 04/16/2025

WILL COUNTY, ILLINOIS

CONSOLIDATED ELECTION - APRIL 1, 2025

4/1/2025

Page 429

Official Results

Registered Voters
79978 of 453563 = 17.63%

Precincts Reporting
310 of 310 = 100.00%

LOCKPORT TOWNSHIP HIGH SCHOOL DISTRICT NO. 205 For Members of the Board of Education - (Vote for four)

Precinct	Turnout Percentage
LOCKPORT PCT 005	25.92%
LOCKPORT PCT 009	23.53%
LOCKPORT PCT 010	22.17%
LOCKPORT PCT 011	27.12%
LOCKPORT PCT 012	22.78%
LOCKPORT PCT 013	45.53%
LOCKPORT PCT 014	28.24%
LOCKPORT PCT 015	19.37%
LOCKPORT PCT 016	23.34%
LOCKPORT PCT 017	31.37%
LOCKPORT PCT 018	19.59%
LOCKPORT PCT 019	28.32%
LOCKPORT PCT 020	27.53%
LOCKPORT PCT 021	17.49%
LOCKPORT PCT 022	24.39%
LOCKPORT PCT 023	19.46%
LOCKPORT PCT 024	12.35%
Totals	20.40%

Canvass Results Report

Will County Election Night 4/1/2025

Run Time 12:34 PM

Run Date 04/16/2025

WILL COUNTY, ILLINOIS

CONSOLIDATED ELECTION - APRIL 1, 2025

4/1/2025

Page 419

Official Results

Registered Voters
79978 of 453563 = 17.63%

Precincts Reporting
310 of 310 = 100.00%

MINOOKA COMMUNITY HIGH SCHOOL DISTRICT NO. 111 (Grundy, Kendall & Will Counties) For Members of the Board of Education - (Vote for a total of four)

Precinct	James A. Gizetich Incorporated	Mike Brozovich Unincorporated	Terrance B. Spivey Unincorporated	Cast Votes	Undervotes	Overvotes	Unresolved write-ins	Vote by Mail Ballots Cast	Early Voting Ballots Cast	Election Day Voting Ballots Cast	Total Ballots Cast	Registered Voters	Turnout Percentage
CHANNAHON PCT 001	132	147	135	414	315	0	0	50	42	151	243	1,433	16.96%
CHANNAHON PCT 002	183	186	163	532	401	0	0	75	41	195	311	1,820	17.09%
CHANNAHON PCT 003	118	139	113	370	332	0	0	59	43	132	234	1,501	15.59%
CHANNAHON PCT 004	118	115	106	339	279	0	0	47	32	127	206	1,234	16.69%
CHANNAHON PCT 005	116	118	108	342	267	0	0	39	27	137	203	1,633	12.43%
TROY PCT 003	71	73	65	209	154	0	0	40	10	71	121	906	13.36%
TROY PCT 013	192	196	179	567	393	0	0	113	65	142	320	1,827	17.52%
TROY PCT 014	135	112	113	360	252	0	0	58	31	115	204	1,634	12.48%
TROY PCT 015	0	0	0	0	0	0	0	0	0	0	0	2	0.00%
TROY PCT 017	55	61	55	171	129	0	0	19	35	46	100	943	10.60%
TROY PCT 020	75	69	74	218	184	0	0	33	35	66	134	1,661	8.07%
TROY PCT 021	75	80	71	226	173	0	0	36	20	77	133	1,717	7.75%
TROY PCT 022	50	62	61	173	115	0	0	23	9	64	96	682	14.08%
Totals	1,320	1,358	1,243	3,921	2,994	0	0	592	390	1,323	2,305	16,993	13.56%

This political subdivision has been canvassed by the election authority in which their principal office is located.

COLLEGE DISTRICTS



Canvass Results Report

Will County Election Night 4/1/2025

Run Time 12:34 PM

Run Date 04/16/2025

WILL COUNTY, ILLINOIS

CONSOLIDATED ELECTION - APRIL 1, 2025

4/1/2025

Page 434

Official Results

Registered Voters

79978 of 453563 = 17.63%

Precincts Reporting

310 of 310 = 100.00%

COLLEGE OF DuPAGE COMMUNITY COLLEGE DISTRICT NO. 502 (Cook, DuPage & Will Counties) For Trustees of the Community College District (To serve a full 6-year term) - (Vote for not more than two)

Precinct	Thomas Tumminaro	Maria Sinkule	Cast Votes	Undervotes	Overvotes	Unresolved write-ins	Vote by Mail Ballots Cast	Early Voting Ballots Cast	Election Day Voting Ballots Cast	Total Ballots Cast	Registered Voters	Turnout Percentage
DUPAGE PCT 001	191	224	415	317	0	0	105	91	170	366	1,654	22.13%
DUPAGE PCT 002	207	228	435	281	0	0	111	115	132	358	1,418	25.25%
DUPAGE PCT 003	194	218	412	362	0	0	85	104	198	387	1,499	25.82%
DUPAGE PCT 004	54	56	110	72	0	0	33	13	45	91	756	12.04%
DUPAGE PCT 007	162	193	355	283	0	0	92	80	147	319	1,350	23.63%
WHEATLAND PCT 002	430	451	881	875	0	0	314	360	204	878	2,098	41.85%
WHEATLAND PCT 003	145	201	346	490	0	0	81	165	172	418	1,789	23.37%
WHEATLAND PCT 004	157	189	346	320	0	0	87	128	118	333	2,033	16.38%
WHEATLAND PCT 005	205	235	440	440	0	0	96	184	160	440	1,862	23.63%
WHEATLAND PCT 006	155	188	343	303	0	0	72	104	147	323	1,315	24.56%
WHEATLAND PCT 007	151	173	324	280	0	0	72	110	120	302	1,358	22.24%
WHEATLAND PCT 008	139	174	313	329	0	0	99	85	137	321	1,339	23.97%
WHEATLAND PCT 009	254	293	547	405	0	0	118	159	199	476	1,546	30.79%
WHEATLAND PCT 010	172	183	355	361	0	0	89	134	135	358	1,394	25.68%
WHEATLAND PCT 011	207	251	458	506	0	0	122	232	128	482	1,801	26.76%
WHEATLAND PCT 012	165	187	352	426	0	0	77	195	117	389	1,719	22.63%
WHEATLAND PCT 013	184	178	362	266	0	0	103	121	90	314	1,355	23.17%
WHEATLAND PCT 014	223	243	466	456	0	0	108	212	141	461	1,570	29.36%
WHEATLAND PCT 015	161	184	345	459	0	0	88	170	144	402	1,562	25.74%
WHEATLAND PCT 016	113	95	208	128	0	0	53	47	68	168	909	18.48%
WHEATLAND PCT 017	107	142	249	223	0	0	69	66	101	236	1,024	23.05%

This political subdivision has been canvassed by the election authority in which their principal office is located.

Canvass Results Report

Will County Election Night 4/1/2025

Run Time 12:34 PM

Run Date 04/16/2025

WILL COUNTY, ILLINOIS

CONSOLIDATED ELECTION - APRIL 1, 2025

4/1/2025

Page 435

Official Results

Registered Voters
79978 of 453563 = 17.63%

Precincts Reporting
310 of 310 = 100.00%

COLLEGE OF DuPAGE COMMUNITY COLLEGE DISTRICT NO. 502 (Cook, DuPage & Will Counties) For Trustees of the Community College District (To serve a full 6-year term) - (Vote for not more than two)

Precinct	Thomas Tumminaro	Maria Sinkule	Cast Votes	Undervotes	Overvotes	Unresolved write-ins	Vote by Mail Ballots Cast	Early Voting Ballots Cast	Election Day Voting Ballots Cast	Total Ballots Cast	Registered Voters	Turnout Percentage
WHEATLAND PCT 018	189	224	413	375	0	0	98	153	143	394	1,532	25.72%
WHEATLAND PCT 019	106	105	211	151	0	0	63	21	97	181	1,152	15.71%
WHEATLAND PCT 020	119	135	254	308	0	0	51	94	136	281	1,333	21.08%
WHEATLAND PCT 021	147	178	325	301	0	0	73	108	132	313	1,382	22.65%
WHEATLAND PCT 022	120	137	257	173	0	0	65	51	99	215	1,497	14.36%
WHEATLAND PCT 023	39	46	85	51	0	0	24	14	30	68	501	13.57%
WHEATLAND PCT 024	136	150	286	252	0	0	51	105	113	269	1,242	21.66%
WHEATLAND PCT 037	112	151	263	281	0	0	74	108	90	272	1,354	20.09%
Totals	4,744	5,412	10,156	9,474	0	0	2,573	3,529	3,713	9,815	41,344	23.74%

This political subdivision has been canvassed by the election authority in which their principal office is located.

Canvass Results Report

Will County Election Night 4/1/2025

Run Time 12:34 PM

Run Date 04/16/2025

WILL COUNTY, ILLINOIS

CONSOLIDATED ELECTION - APRIL 1, 2025

4/1/2025

Page 436

Official Results

Registered Voters
79978 of 453563 = 17.63%

Precincts Reporting
310 of 310 = 100.00%

COLLEGE OF DuPAGE COMMUNITY COLLEGE DISTRICT NO. 502 (Cook, DuPage & Will Counties) For Trustees of the Community College District (To serve an unexpired 2-year term) - (Vote for one)

Precinct	Sahin "Sonny" Jurtla	Cast Votes	Undervotes	Overvotes	Unresolved write-ins	Vote by Mail Ballots Cast	Early Voting Ballots Cast	Election Day Voting Ballots Cast	Total Ballots Cast	Registered Voters	Turnout Percentage
DUPAGE PCT 001	232	232	134	0	0	105	91	170	366	1,654	22.13%
DUPAGE PCT 002	244	244	114	0	0	111	115	132	358	1,418	25.25%
DUPAGE PCT 003	235	235	152	0	0	85	104	198	387	1,499	25.82%
DUPAGE PCT 004	63	63	28	0	0	33	13	45	91	756	12.04%
DUPAGE PCT 007	195	195	124	0	0	92	80	147	319	1,350	23.63%
WHEATLAND PCT 002	500	500	378	0	0	314	360	204	878	2,098	41.85%
WHEATLAND PCT 003	202	202	216	0	0	81	165	172	418	1,789	23.37%
WHEATLAND PCT 004	211	211	122	0	0	87	128	118	333	2,033	16.38%
WHEATLAND PCT 005	267	267	173	0	0	96	184	160	440	1,862	23.63%
WHEATLAND PCT 006	202	202	121	0	0	72	104	147	323	1,315	24.56%
WHEATLAND PCT 007	175	175	127	0	0	72	110	120	302	1,358	22.24%
WHEATLAND PCT 008	190	190	131	0	0	99	85	137	321	1,339	23.97%
WHEATLAND PCT 009	304	304	172	0	0	118	159	199	476	1,546	30.79%
WHEATLAND PCT 010	223	223	135	0	0	89	134	135	358	1,394	25.68%
WHEATLAND PCT 011	294	294	188	0	0	122	232	128	482	1,801	26.76%
WHEATLAND PCT 012	219	219	170	0	0	77	195	117	389	1,719	22.63%
WHEATLAND PCT 013	204	204	110	0	0	103	121	90	314	1,355	23.17%
WHEATLAND PCT 014	275	275	186	0	0	108	212	141	461	1,570	29.36%
WHEATLAND PCT 015	203	203	199	0	0	88	170	144	402	1,562	25.74%
WHEATLAND PCT 016	113	113	55	0	0	53	47	68	168	909	18.48%
WHEATLAND PCT 017	148	148	88	0	0	69	66	101	236	1,024	23.05%

This political subdivision has been canvassed by the election authority in which their principal office is located.

Canvass Results Report

Will County Election Night 4/1/2025

Run Time 12:34 PM
Run Date 04/16/2025

WILL COUNTY, ILLINOIS

CONSOLIDATED ELECTION - APRIL 1, 2025

4/1/2025
Page 437

Official Results

Registered Voters
79978 of 453563 = 17.63%
Precincts Reporting
310 of 310 = 100.00%

COLLEGE OF DuPAGE COMMUNITY COLLEGE DISTRICT NO. 502 (Cook, DuPage & Will Counties) For Trustees of the Community College District (To serve an unexpired 2-year term) - (Vote for one)

Precinct	Sahin "Sonny" Jutla	Cast Votes	Undervotes	Overvotes	Unresolved write-ins	Vote by Mail Ballots Cast	Early Voting Ballots Cast	Election Day Voting Ballots Cast	Total Ballots Cast	Registered Voters	Turnout Percentage
WHEATLAND PCT 018	248	248	146	0	0	98	153	143	394	1,532	25.72%
WHEATLAND PCT 019	110	110	71	0	0	63	21	97	181	1,152	15.71%
WHEATLAND PCT 020	152	152	129	0	0	51	94	136	281	1,333	21.08%
WHEATLAND PCT 021	195	195	118	0	0	73	108	132	313	1,382	22.65%
WHEATLAND PCT 022	148	148	67	0	0	65	51	99	215	1,497	14.36%
WHEATLAND PCT 023	54	54	14	0	0	24	14	30	68	501	13.57%
WHEATLAND PCT 024	168	168	101	0	0	51	105	113	269	1,242	21.66%
WHEATLAND PCT 037	174	174	98	0	0	74	108	90	272	1,354	20.09%
Totals	5,948	5,948	3,867	0	0	2,573	3,529	3,713	9,815	41,344	23.74%

This political subdivision has been canvassed by the election authority in which their principal office is located.

Canvass Results Report

Will County Election Night 4/1/2025

Run Time 12:34 PM

Run Date 04/16/2025

WILL COUNTY, ILLINOIS

CONSOLIDATED ELECTION - APRIL 1, 2025

4/1/2025

Page 446

Official Results

Registered Voters
79978 of 453563 = 17.63%

Precincts Reporting
310 of 310 = 100.00%

JOLIET JUNIOR COMMUNITY COLLEGE DISTRICT NO. 525 (Cook, Grundy, Kankakee, Kendall, LaSalle, Livingston & Will Counties) For Trustees (To serve a full 6-year term) - (Vote for not more than three)

Precinct	Maureen Flanagan Broderick*	Elaine Bottomley*	Nancy Garcia*	Timothy John Broderick	Robert Wunderlich	Timothy Bradley	Cast Votes	Undervotes	Overvotes	Unresolved write-ins	Vote by Mail Ballots Cast	Early Voting Ballots Cast	Election Day Voting Ballots Cast	Total Ballots Cast	Registered Voters	Turnout Percentage
CHANNAHON PCT 001	73	88	89	86	97	77	510	219	0	0	50	42	151	243	1,433	16.96%
CHANNAHON PCT 002	92	113	99	111	121	120	656	271	2	0	75	41	195	311	1,820	17.09%
CHANNAHON PCT 003	71	71	76	92	100	88	498	216	2	0	65	43	132	240	1,574	15.25%
CHANNAHON PCT 004	72	61	59	77	100	72	441	171	2	0	47	32	127	206	1,234	16.69%
CHANNAHON PCT 005	60	59	62	57	77	68	383	223	1	0	39	27	137	203	1,633	12.43%
CUSTER PCT 001	59	44	45	46	56	72	322	269	0	0	40	7	150	197	956	20.61%
DUPAGE PCT 001	0	0	0	0	0	0	0	0	0	0	0	0	0	0	1	0.00%
DUPAGE PCT 004	21	30	28	9	11	13	112	38	3	0	15	21	17	53	563	9.41%
DUPAGE PCT 005	71	102	96	62	66	47	444	135	4	0	55	45	97	197	1,125	17.51%
DUPAGE PCT 006	73	107	84	69	76	57	466	173	6	0	64	59	96	219	1,190	18.40%
DUPAGE PCT 008	72	102	90	54	60	48	426	120	4	0	40	68	78	186	1,344	13.84%
DUPAGE PCT 009	45	81	67	50	38	44	325	98	1	0	32	35	75	142	1,168	12.16%
DUPAGE PCT 010	106	133	121	53	52	44	509	208	2	0	63	83	95	241	1,682	14.33%
DUPAGE PCT 011	107	124	118	67	67	61	544	167	6	0	60	98	85	243	1,432	16.97%
DUPAGE PCT 012	86	136	109	70	63	55	519	171	2	0	85	64	83	232	1,271	18.25%
DUPAGE PCT 013	88	107	105	66	60	47	473	109	12	0	66	50	90	206	1,707	12.07%
DUPAGE PCT 014	77	119	103	74	78	61	512	181	6	0	71	88	78	237	1,509	15.71%
DUPAGE PCT 015	90	124	109	69	58	71	521	202	2	0	69	66	108	243	1,517	16.02%
DUPAGE PCT 016	76	121	111	66	67	65	506	136	3	0	60	45	112	217	1,406	15.43%
DUPAGE PCT 017	83	115	121	73	58	85	535	215	2	0	65	78	109	252	1,721	14.64%
DUPAGE PCT 018	73	110	97	68	52	57	457	140	9	0	55	59	94	208	1,422	14.63%

Canvass Results Report

Will County Election Night 4/1/2025

Run Time 12:34 PM

Run Date 04/16/2025

WILL COUNTY, ILLINOIS

CONSOLIDATED ELECTION - APRIL 1, 2025

4/1/2025

Page 447

Official Results

Registered Voters
79978 of 453563 = 17.63%

Precincts Reporting
310 of 310 = 100.00%

JOLIET JUNIOR COMMUNITY COLLEGE DISTRICT NO. 525 (Cook, Grundy, Kankakee, Kendall, LaSalle, Livingston & Will Counties) For Trustees (To serve a full 6-year term) - (Vote for not more than three)

Precinct	Maureen Flanagan Broderick*	Elaine Bottomley*	Nancy Garcia*	Timothy John Broderick	Robert Wunderlich	Timothy Bradley	Cast Votes	Undervotes	Overvotes	Unresolved write-ins	Vote by Mail Ballots Cast	Early Voting Ballots Cast	Election Day Voting Ballots Cast	Total Ballots Cast	Registered Voters	Turnout Percentage
DUPAGE PCT 019	66	91	84	67	64	42	414	159	6	0	34	92	71	197	1,430	13.78%
DUPAGE PCT 020	59	71	72	43	40	37	322	137	3	0	40	51	65	156	1,318	11.84%
DUPAGE PCT 021	77	111	87	58	57	59	449	106	1	0	36	58	92	186	1,594	11.67%
DUPAGE PCT 022	71	111	97	77	74	63	493	158	3	0	40	68	112	220	1,653	13.31%
DUPAGE PCT 023	90	87	111	43	44	64	439	161	6	0	51	57	98	206	1,847	11.15%
DUPAGE PCT 024	81	101	103	61	53	61	460	191	5	0	67	72	83	222	1,455	15.26%
DUPAGE PCT 025	72	74	94	50	49	58	397	146	5	0	60	48	78	186	1,250	14.88%
DUPAGE PCT 026	54	76	68	61	52	50	361	131	0	0	23	57	84	164	1,284	12.77%
DUPAGE PCT 027	72	75	90	44	53	47	381	192	5	0	55	70	71	196	1,616	12.13%
DUPAGE PCT 028	76	71	79	40	33	45	344	121	5	0	42	47	71	160	1,622	9.86%
DUPAGE PCT 029	78	80	101	33	36	49	377	181	4	0	36	39	115	190	1,691	11.24%
DUPAGE PCT 030	53	70	71	38	39	48	319	140	2	0	33	50	72	155	1,364	11.36%
DUPAGE PCT 031	42	45	46	33	32	42	240	111	2	0	27	30	62	119	863	13.79%
DUPAGE PCT 032	71	65	89	44	51	64	384	147	6	0	40	20	123	183	1,862	9.83%
DUPAGE PCT 033	62	61	88	41	54	60	366	138	5	0	62	28	83	173	1,466	11.80%
DUPAGE PCT 034	139	131	119	85	80	98	652	182	4	0	118	14	150	282	996	28.31%
DUPAGE PCT 035	22	21	29	8	10	14	104	40	1	0	19	9	21	49	1,202	4.08%
DUPAGE PCT 036	80	93	112	50	57	53	445	152	7	0	59	28	119	206	1,908	10.80%
DUPAGE PCT 037	59	43	58	49	47	45	301	143	1	0	36	16	97	149	1,450	10.28%
FLORENCE PCT 001	47	47	46	44	52	61	297	207	2	0	37	10	123	170	673	25.26%
FRANKFORT PCT 001	134	117	129	88	70	101	639	417	3	0	64	90	201	355	1,938	18.32%

Canvass Results Report

Will County Election Night 4/1/2025

Run Time 12:34 PM

Run Date 04/16/2025

WILL COUNTY, ILLINOIS

CONSOLIDATED ELECTION - APRIL 1, 2025

4/1/2025

Page 448

Official Results

Registered Voters
79978 of 453563 = 17.63%

Precincts Reporting
310 of 310 = 100.00%

JOLIET JUNIOR COMMUNITY COLLEGE DISTRICT NO. 525 (Cook, Grundy, Kankakee, Kendall, LaSalle, Livingston & Will Counties) For Trustees (To serve a full 6-year term) - (Vote for not more than three)

Precinct	Maureen Flanagan Broderick*	Elaine Bottomley*	Nancy Garcia*	Timothy John Broderick	Robert Wunderlich	Timothy Bradley	Cast Votes	Undervotes	Overvotes	Unresolved write-ins	Vote by Mail Ballots Cast	Early Voting Ballots Cast	Election Day Voting Ballots Cast	Total Ballots Cast	Registered Voters	Turnout Percentage
FRANKFORT PCT 002	131	107	128	104	92	120	682	407	3	0	112	107	147	366	1,520	24.08%
FRANKFORT PCT 003	145	150	152	82	86	141	756	519	2	0	83	156	188	427	1,659	25.74%
FRANKFORT PCT 004	116	110	111	75	71	102	585	297	1	0	81	73	141	295	1,403	21.03%
FRANKFORT PCT 005	171	133	175	111	117	126	833	412	6	0	101	97	223	421	2,019	20.85%
FRANKFORT PCT 006	139	122	126	82	78	106	653	406	1	0	51	81	222	354	1,417	24.98%
FRANKFORT PCT 007	115	108	110	95	70	111	609	288	2	0	62	80	159	301	1,358	22.16%
FRANKFORT PCT 008	85	79	84	73	45	101	467	241	0	0	61	81	94	236	1,372	17.20%
FRANKFORT PCT 009	117	103	126	61	61	90	558	417	0	0	104	100	121	325	1,494	21.75%
FRANKFORT PCT 010	139	109	141	87	55	122	653	394	1	0	107	106	137	350	1,483	23.60%
FRANKFORT PCT 011	92	84	93	70	66	90	495	426	4	0	69	117	125	311	1,437	21.64%
FRANKFORT PCT 012	130	101	109	84	79	107	610	323	4	0	58	74	183	315	1,170	26.92%
FRANKFORT PCT 013	90	70	80	78	79	105	502	296	1	0	72	47	148	267	1,232	21.67%
FRANKFORT PCT 014	106	92	97	63	51	103	512	262	1	0	40	74	145	259	1,422	18.21%
FRANKFORT PCT 015	134	116	141	89	94	118	692	361	0	0	60	124	167	351	1,837	19.11%
FRANKFORT PCT 016	116	122	126	88	64	118	634	461	8	0	100	125	148	373	1,548	24.10%
FRANKFORT PCT 017	124	126	138	102	129	146	765	477	5	0	99	92	228	419	1,904	22.01%
FRANKFORT PCT 018	124	106	106	78	94	103	611	415	9	0	57	87	207	351	1,501	23.38%
FRANKFORT PCT 019	115	100	116	70	78	94	573	348	1	0	65	105	138	308	1,647	18.70%
FRANKFORT PCT 020	92	105	115	68	78	115	573	330	1	0	53	108	141	302	1,448	20.86%
FRANKFORT PCT 021	209	154	212	117	162	182	1,036	674	7	0	116	170	291	577	1,816	31.77%
FRANKFORT PCT 022	183	180	185	148	144	170	1,010	592	6	0	161	214	165	540	1,470	36.73%

Canvass Results Report

Will County Election Night 4/1/2025

Run Time 12:34 PM

Run Date 04/16/2025

WILL COUNTY, ILLINOIS

CONSOLIDATED ELECTION - APRIL 1, 2025

4/1/2025

Page 449

Official Results

Registered Voters

79978 of 453563 = 17.63%

Precincts Reporting

310 of 310 = 100.00%

JOLIET JUNIOR COMMUNITY COLLEGE DISTRICT NO. 525 (Cook, Grundy, Kankakee, Kendall, LaSalle, Livingston & Will Counties) For Trustees (To serve a full 6-year term) - (Vote for not more than three)

Precinct	Maureen Flanagan Broderick*	Elaine Bottomley*	Nancy Garcia*	Timothy John Broderick	Robert Wunderlich	Timothy Bradley	Cast Votes	Undervotes	Overvotes	Unresolved write-ins	Vote by Mail Ballots Cast	Early Voting Ballots Cast	Election Day Voting Ballots Cast	Total Ballots Cast	Registered Voters	Turnout Percentage
FRANKFORT PCT 023	143	99	134	93	92	114	675	450	2	0	75	148	154	377	1,305	28.89%
FRANKFORT PCT 024	112	113	128	68	70	118	609	345	4	0	59	111	152	322	1,384	23.27%
FRANKFORT PCT 025	170	144	159	115	121	159	868	713	4	0	64	210	257	531	1,280	41.48%
FRANKFORT PCT 026	145	122	141	96	94	143	741	489	1	0	83	170	158	411	1,552	26.48%
FRANKFORT PCT 027	127	92	127	87	94	113	640	410	1	0	69	115	167	351	1,441	24.36%
FRANKFORT PCT 028	113	119	143	90	97	117	679	383	6	0	69	146	145	360	2,130	16.90%
GREEN GARDEN PCT 001	113	93	87	93	85	122	593	421	4	0	58	48	236	342	1,534	22.29%
GREEN GARDEN PCT 002	112	72	73	102	82	85	526	383	6	0	59	26	224	309	1,589	19.45%
HOMER PCT 001	43	38	39	44	54	47	265	161	0	0	30	10	102	142	1,500	9.47%
HOMER PCT 002	118	111	100	88	102	98	617	382	1	0	70	55	209	334	1,617	20.66%
HOMER PCT 003	83	70	87	46	55	78	419	229	3	0	50	36	133	219	1,290	16.98%
HOMER PCT 004	112	80	91	91	107	102	583	395	4	0	84	56	190	330	1,471	22.43%
HOMER PCT 005	84	65	66	57	76	77	425	262	1	0	54	51	125	230	1,151	19.98%
HOMER PCT 006	84	80	84	64	83	83	478	242	3	0	82	44	117	243	1,455	16.70%
HOMER PCT 007	114	79	93	90	84	86	546	336	2	0	70	35	191	296	1,454	20.36%
HOMER PCT 008	129	78	91	88	84	82	552	255	2	0	95	50	126	271	1,423	19.04%
HOMER PCT 009	83	42	51	41	44	50	311	229	0	0	41	17	122	180	1,190	15.13%
HOMER PCT 010	64	61	62	49	50	47	333	180	1	0	60	19	93	172	1,002	17.17%
HOMER PCT 011	126	85	95	87	111	96	600	255	0	0	72	47	166	285	1,470	19.39%
HOMER PCT 012	101	83	87	82	74	83	510	339	3	0	59	45	182	286	1,550	18.45%
HOMER PCT 013	76	59	63	49	44	56	347	304	2	0	74	30	115	219	1,650	13.27%

Canvass Results Report

Will County Election Night 4/1/2025

Run Time 12:34 PM

Run Date 04/16/2025

WILL COUNTY, ILLINOIS

CONSOLIDATED ELECTION - APRIL 1, 2025

4/1/2025

Page 450

Official Results

Registered Voters

79978 of 453563 = 17.63%

Precincts Reporting

310 of 310 = 100.00%

JOLIET JUNIOR COMMUNITY COLLEGE DISTRICT NO. 525 (Cook, Grundy, Kankakee, Kendall, LaSalle, Livingston & Will Counties) For Trustees (To serve a full 6-year term) - (Vote for not more than three)

Precinct	Maureen Flanagan Broderick*	Elaine Bottomley*	Nancy Garcia*	Timothy John Broderick	Robert Wunderlich	Timothy Bradley	Cast Votes	Undervotes	Overvotes	Unresolved write-ins	Vote by Mail Ballots Cast	Early Voting Ballots Cast	Election Day Voting Ballots Cast	Total Ballots Cast	Registered Voters	Turnout Percentage
HOMER PCT 014	87	89	88	55	65	68	452	358	3	0	68	47	158	273	1,554	17.57%
HOMER PCT 015	78	75	80	61	67	80	441	309	4	0	63	53	138	254	1,899	13.38%
HOMER PCT 016	119	96	98	80	92	78	563	316	1	0	81	36	177	294	2,208	13.32%
HOMER PCT 017	113	82	78	73	94	68	508	311	3	0	64	55	157	276	1,573	17.55%
HOMER PCT 018	76	73	79	62	49	80	419	241	6	0	49	36	141	226	2,017	11.20%
HOMER PCT 019	97	93	92	82	105	93	562	317	2	0	85	22	188	295	1,694	17.41%
JACKSON PCT 001	73	67	78	69	74	73	434	202	3	0	46	27	142	215	1,613	13.33%
JACKSON PCT 002	52	79	60	76	93	85	445	194	3	0	51	32	133	216	1,373	15.73%
JOLIET PCT 001	68	52	82	26	61	52	341	115	0	0	42	17	93	152	1,403	10.83%
JOLIET PCT 002	64	72	79	90	87	69	461	169	0	0	56	19	135	210	1,226	17.13%
JOLIET PCT 003	66	51	69	60	69	58	373	149	0	0	45	23	106	174	1,184	14.70%
JOLIET PCT 004	40	46	60	35	39	34	254	85	0	0	32	19	62	113	1,220	9.26%
JOLIET PCT 005	39	34	42	22	26	29	192	66	0	0	24	20	42	86	943	9.12%
JOLIET PCT 006	30	19	56	22	24	23	174	78	1	0	18	20	47	85	936	9.08%
JOLIET PCT 007	61	61	88	38	54	70	372	141	1	0	51	28	93	172	1,146	15.01%
JOLIET PCT 008	50	61	51	36	59	45	302	85	0	0	43	16	70	129	1,059	12.18%
JOLIET PCT 009	88	78	97	74	82	70	489	159	1	0	75	38	104	217	1,912	11.35%
JOLIET PCT 010	74	96	87	74	111	69	511	170	0	0	71	29	127	227	1,401	16.20%
JOLIET PCT 011	52	70	80	71	82	59	414	180	0	0	41	31	126	198	1,329	14.90%
JOLIET PCT 012	38	34	48	26	37	27	210	102	1	0	26	21	58	105	1,219	8.61%
JOLIET PCT 013	24	25	68	18	18	32	185	64	0	0	20	25	38	83	1,179	7.04%

Canvass Results Report

Will County Election Night 4/1/2025

Run Time 12:34 PM

Run Date 04/16/2025

WILL COUNTY, ILLINOIS

CONSOLIDATED ELECTION - APRIL 1, 2025

4/1/2025

Page 451

Official Results

Registered Voters
79978 of 453563 = 17.63%

Precincts Reporting
310 of 310 = 100.00%

JOLIET JUNIOR COMMUNITY COLLEGE DISTRICT NO. 525 (Cook, Grundy, Kankakee, Kendall, LaSalle, Livingston & Will Counties) For Trustees (To serve a full 6-year term) - (Vote for not more than three)

Precinct	Maureen Flanagan Broderick*	Elaine Bottomley*	Nancy Garcia*	Timothy John Broderick	Robert Wunderlich	Timothy Bradley	Cast Votes	Undervotes	Overvotes	Unresolved write-ins	Vote by Mail Ballots Cast	Early Voting Ballots Cast	Election Day Voting Ballots Cast	Total Ballots Cast	Registered Voters	Turnout Percentage
JOLIET PCT 014	30	46	85	19	23	29	232	86	0	0	27	16	63	106	1,132	9.36%
JOLIET PCT 015	28	26	45	23	28	26	176	52	1	0	24	12	41	77	1,172	6.57%
JOLIET PCT 016	53	60	77	54	52	70	366	111	3	0	38	28	96	162	1,182	13.71%
JOLIET PCT 017	86	95	97	108	118	81	585	213	1	0	79	35	153	267	1,310	20.38%
JOLIET PCT 018	104	164	128	215	213	113	937	341	1	0	106	55	266	427	1,368	31.21%
JOLIET PCT 019	50	112	98	96	88	62	506	190	0	0	46	51	135	232	1,154	20.10%
JOLIET PCT 020	74	163	103	165	146	71	722	241	0	0	64	54	203	321	1,111	28.89%
JOLIET PCT 021	33	34	33	54	38	23	215	61	0	0	15	11	66	92	658	13.98%
JOLIET PCT 022	42	47	55	45	62	42	293	94	1	0	28	21	81	130	1,025	12.68%
JOLIET PCT 023	23	43	43	28	22	20	179	79	0	0	29	15	42	86	1,042	8.25%
JOLIET PCT 024	34	37	58	19	33	28	209	76	0	0	30	10	55	95	1,111	8.55%
JOLIET PCT 025	53	51	64	36	56	37	297	87	1	0	57	12	60	129	833	15.49%
JOLIET PCT 026	57	57	78	54	46	40	332	109	1	0	48	26	74	148	1,175	12.60%
JOLIET PCT 027	32	34	42	22	32	23	185	46	1	0	12	18	48	78	885	8.81%
JOLIET PCT 028	32	32	52	15	17	34	182	88	1	0	21	14	56	91	891	10.21%
JOLIET PCT 029	49	48	61	26	38	41	263	82	0	0	37	24	54	115	1,191	9.66%
JOLIET PCT 030	46	44	65	35	28	32	250	56	1	0	26	9	68	103	1,207	8.53%
JOLIET PCT 031	39	61	66	52	66	52	336	135	2	0	44	35	80	159	1,197	13.28%
JOLIET PCT 032	40	40	52	19	36	37	224	58	0	0	25	22	47	94	881	10.67%
JOLIET PCT 033	24	39	42	31	40	35	211	98	3	0	23	8	75	106	1,065	9.95%
JOLIET PCT 034	45	38	56	27	25	36	227	67	0	0	27	25	46	98	973	10.07%

Canvass Results Report

Will County Election Night 4/1/2025

Run Time 12:34 PM

Run Date 04/16/2025

WILL COUNTY, ILLINOIS

CONSOLIDATED ELECTION - APRIL 1, 2025

4/1/2025

Page 452

Official Results

Registered Voters
79978 of 453563 = 17.63%

Precincts Reporting
310 of 310 = 100.00%

JOLIET JUNIOR COMMUNITY COLLEGE DISTRICT NO. 525 (Cook, Grundy, Kankakee, Kendall, LaSalle, Livingston & Will Counties) For Trustees (To serve a full 6-year term) - (Vote for not more than three)

Precinct	Maureen Flanagan Broderick*	Elaine Bottomley*	Nancy Garcia*	Timothy John Broderick	Robert Wunderlich	Timothy Bradley	Cast Votes	Undervotes	Overvotes	Unresolved write-ins	Vote by Mail Ballots Cast	Early Voting Ballots Cast	Election Day Voting Ballots Cast	Total Ballots Cast	Registered Voters	Turnout Percentage
JOLIET PCT 035	68	52	90	60	53	71	394	131	4	0	57	41	81	179	1,143	15.66%
JOLIET PCT 036	41	45	53	25	33	40	237	75	0	0	34	20	50	104	936	11.11%
JOLIET PCT 037	53	56	70	44	48	55	326	100	1	0	62	19	62	143	1,211	11.81%
LOCKPORT PCT 001	279	266	281	188	175	217	1,406	451	14	0	243	49	341	633	1,833	34.53%
LOCKPORT PCT 002	87	90	100	56	39	71	443	142	2	0	61	32	104	197	1,791	11.00%
LOCKPORT PCT 003	68	77	95	38	42	52	372	120	1	0	55	12	98	165	1,651	9.99%
LOCKPORT PCT 004	68	69	82	44	51	51	365	79	7	0	65	18	72	155	1,415	10.95%
LOCKPORT PCT 005	129	126	134	97	110	108	704	391	2	0	74	82	211	367	1,416	25.92%
LOCKPORT PCT 006	62	73	86	36	32	35	324	84	3	0	71	14	54	139	1,981	7.02%
LOCKPORT PCT 007	64	74	93	43	28	57	359	103	1	0	43	22	90	155	1,897	8.17%
LOCKPORT PCT 008	59	51	77	23	24	20	254	67	4	0	32	26	53	111	1,618	6.86%
LOCKPORT PCT 009	192	193	228	119	116	159	1,007	400	1	0	189	36	245	470	2,114	22.23%
LOCKPORT PCT 010	115	111	119	87	101	112	645	327	1	0	52	62	211	325	1,466	22.17%
LOCKPORT PCT 011	143	116	132	113	122	105	731	439	3	0	81	108	204	393	1,449	27.12%
LOCKPORT PCT 012	122	101	116	95	96	102	632	409	4	0	78	79	194	351	1,541	22.78%
LOCKPORT PCT 013	391	303	348	231	266	274	1,813	863	4	0	232	102	562	896	1,968	45.53%
LOCKPORT PCT 014	132	104	123	93	109	101	662	304	1	0	71	33	219	323	1,340	24.10%
LOCKPORT PCT 015	134	111	136	48	63	62	554	193	3	0	46	17	189	252	1,301	19.37%
LOCKPORT PCT 016	130	104	124	84	119	88	649	398	3	0	67	86	199	352	1,508	23.34%
LOCKPORT PCT 017	147	124	137	121	174	148	851	493	4	0	87	123	242	452	1,441	31.37%
LOCKPORT PCT 018	103	107	124	70	100	107	611	334	3	0	79	78	161	318	1,623	19.59%

Canvass Results Report

Will County Election Night 4/1/2025

Run Time 12:34 PM

Run Date 04/16/2025

WILL COUNTY, ILLINOIS

CONSOLIDATED ELECTION - APRIL 1, 2025

4/1/2025

Page 453

Official Results

Registered Voters
79978 of 453563 = 17.63%

Precincts Reporting
310 of 310 = 100.00%

JOLIET JUNIOR COMMUNITY COLLEGE DISTRICT NO. 525 (Cook, Grundy, Kankakee, Kendall, LaSalle, Livingston & Will Counties) For Trustees (To serve a full 6-year term) - (Vote for not more than three)

Precinct	Maureen Flanagan Broderick*	Elaine Bottomley*	Nancy Garcia*	Timothy John Broderick	Robert Wunderlich	Timothy Bradley	Cast Votes	Undervotes	Overvotes	Unresolved write-ins	Vote by Mail Ballots Cast	Early Voting Ballots Cast	Election Day Voting Ballots Cast	Total Ballots Cast	Registered Voters	Turnout Percentage
LOCKPORT PCT 019	185	136	177	90	124	138	850	422	3	0	120	95	212	427	1,508	28.32%
LOCKPORT PCT 020	123	102	134	106	126	111	702	318	0	0	78	36	226	340	1,204	28.24%
LOCKPORT PCT 021	97	96	92	78	84	83	530	178	6	0	79	28	135	242	1,384	17.49%
LOCKPORT PCT 022	95	90	106	71	101	82	545	253	2	0	55	34	179	268	1,099	24.39%
LOCKPORT PCT 023	58	63	70	65	70	65	391	212	0	0	39	22	140	201	1,033	19.46%
LOCKPORT PCT 024	36	33	61	14	21	39	204	102	2	0	21	18	65	104	842	12.35%
MANHATTAN PCT 001	138	126	135	109	109	129	746	442	4	0	89	61	250	400	1,676	23.87%
MANHATTAN PCT 002	154	121	153	128	127	151	834	753	1	0	73	135	322	530	2,033	26.07%
MANHATTAN PCT 003	107	80	93	89	76	88	533	256	3	0	46	59	161	266	1,366	19.47%
MANHATTAN PCT 004	137	106	99	110	99	111	662	514	1	0	41	109	243	393	1,617	24.30%
MANHATTAN PCT 005	127	117	105	99	74	122	644	439	2	0	60	107	196	363	1,890	19.21%
NEW LENOX PCT 001	49	41	52	39	51	51	283	110	0	0	39	16	76	131	1,386	9.45%
NEW LENOX PCT 002	96	106	104	73	96	114	589	182	2	0	85	38	136	259	1,861	13.92%
NEW LENOX PCT 003	55	71	62	46	53	63	350	139	1	0	51	18	95	164	1,212	13.53%
NEW LENOX PCT 004	53	53	46	49	63	63	327	132	3	0	35	23	98	156	990	15.76%
NEW LENOX PCT 005	73	79	75	44	67	71	409	200	0	0	50	42	111	203	1,337	15.18%
NEW LENOX PCT 006	69	66	63	70	70	84	422	184	2	0	49	33	122	204	1,509	13.52%
NEW LENOX PCT 007	83	101	96	77	89	113	559	281	3	0	107	74	102	283	1,696	16.69%
NEW LENOX PCT 008	57	84	82	54	69	91	437	181	1	0	63	44	100	207	1,330	15.56%
NEW LENOX PCT 009	38	46	40	29	38	48	239	82	0	0	23	12	72	107	946	11.31%
NEW LENOX PCT 010	112	126	129	84	110	119	680	247	4	0	77	78	158	313	1,630	19.20%

Canvass Results Report

Will County Election Night 4/1/2025

Run Time 12:34 PM

Run Date 04/16/2025

WILL COUNTY, ILLINOIS

CONSOLIDATED ELECTION - APRIL 1, 2025

4/1/2025

Page 454

Official Results

Registered Voters

79978 of 453563 = 17.63%

Precincts Reporting

310 of 310 = 100.00%

JOLIET JUNIOR COMMUNITY COLLEGE DISTRICT NO. 525 (Cook, Grundy, Kankakee, Kendall, LaSalle, Livingston & Will Counties) For Trustees (To serve a full 6-year term) - (Vote for not more than three)

Precinct	Maureen Flanagan Broderick*	Elaine Bottomley*	Nancy Garcia*	Timothy John Broderick	Robert Wunderlich	Timothy Bradley	Cast Votes	Undervotes	Overvotes	Unresolved write-ins	Vote by Mail Ballots Cast	Early Voting Ballots Cast	Election Day Voting Ballots Cast	Total Ballots Cast	Registered Voters	Turnout Percentage
NEW LENOX PCT 011	99	108	112	82	80	112	593	244	1	0	54	61	165	280	1,845	15.18%
NEW LENOX PCT 012	67	79	86	59	63	76	430	152	1	0	51	33	111	195	1,415	13.78%
NEW LENOX PCT 013	92	110	127	58	86	116	589	215	3	0	81	43	147	271	1,772	15.29%
NEW LENOX PCT 014	100	120	130	65	87	109	611	208	4	0	64	49	164	277	2,109	13.13%
NEW LENOX PCT 015	74	79	91	58	58	65	425	151	1	0	64	32	97	193	1,526	12.65%
NEW LENOX PCT 016	67	100	100	53	67	98	485	181	1	0	76	39	108	223	1,343	16.60%
NEW LENOX PCT 017	103	111	101	81	94	95	585	195	5	0	85	61	119	265	1,371	19.33%
NEW LENOX PCT 018	60	85	87	41	65	78	416	166	4	0	53	30	115	198	1,780	11.12%
NEW LENOX PCT 019	74	78	73	59	62	69	415	182	3	0	51	39	112	202	2,082	9.70%
NEW LENOX PCT 020	90	131	131	94	114	153	713	217	4	0	106	57	151	314	2,268	13.84%
PEOTONE PCT 001	177	107	124	131	88	141	768	840	4	0	65	15	460	540	1,495	36.12%
PEOTONE PCT 002	164	119	135	136	119	160	833	712	9	0	97	22	405	524	1,549	33.83%
PLAINFIELD PCT 001	128	120	157	84	84	103	676	398	3	0	88	80	193	361	1,632	22.12%
PLAINFIELD PCT 002	129	118	120	89	94	111	661	365	6	0	96	88	164	348	1,641	21.21%
PLAINFIELD PCT 003	122	110	115	85	97	88	617	367	9	0	91	86	160	337	1,561	21.59%
PLAINFIELD PCT 004	62	50	76	29	27	40	284	148	1	0	36	13	96	145	1,445	10.03%
PLAINFIELD PCT 005	59	54	72	24	38	52	299	82	2	0	59	8	62	129	1,490	8.66%
PLAINFIELD PCT 006	28	30	33	19	18	19	147	42	1	0	15	3	46	64	958	6.68%
PLAINFIELD PCT 007	61	70	91	35	23	43	323	100	1	0	62	17	63	142	1,957	7.26%
PLAINFIELD PCT 008	159	153	171	92	111	123	809	490	9	0	104	96	242	442	1,717	25.74%
PLAINFIELD PCT 009	166	154	157	109	134	133	853	671	7	0	108	161	246	515	1,953	26.37%

Canvass Results Report

Will County Election Night 4/1/2025

Run Time 12:34 PM

Run Date 04/16/2025

WILL COUNTY, ILLINOIS

CONSOLIDATED ELECTION - APRIL 1, 2025

4/1/2025

Page 455

Official Results

Registered Voters
79978 of 453563 = 17.63%

Precincts Reporting
310 of 310 = 100.00%

JOLIET JUNIOR COMMUNITY COLLEGE DISTRICT NO. 525 (Cook, Grundy, Kankakee, Kendall, LaSalle, Livingston & Will Counties) For Trustees (To serve a full 6-year term) - (Vote for not more than three)

Precinct	Maureen Flanagan Broderick*	Elaine Bottomley*	Nancy Garcia*	Timothy John Broderick	Robert Wunderlich	Timothy Bradley	Cast Votes	Undervotes	Overvotes	Unresolved write-ins	Vote by Mail Ballots Cast	Early Voting Ballots Cast	Election Day Voting Ballots Cast	Total Ballots Cast	Registered Voters	Turnout Percentage
PLAINFIELD PCT 010	152	148	143	107	158	131	839	544	2	0	105	141	217	463	1,259	36.78%
PLAINFIELD PCT 011	35	27	42	14	8	16	142	26	3	0	24	3	32	59	804	7.34%
PLAINFIELD PCT 012	89	94	112	35	41	62	433	140	2	0	72	16	105	193	1,689	11.43%
PLAINFIELD PCT 013	214	206	242	153	163	188	1,166	721	3	0	176	172	284	632	2,743	23.04%
PLAINFIELD PCT 014	162	161	173	103	148	148	895	596	8	0	133	140	232	505	1,976	25.56%
PLAINFIELD PCT 015	158	172	177	129	159	169	964	431	8	0	155	114	204	473	2,022	23.39%
PLAINFIELD PCT 016	121	128	116	74	110	123	672	357	10	0	112	64	177	353	1,762	20.03%
PLAINFIELD PCT 017	68	68	74	40	43	47	340	107	0	0	60	13	76	149	1,712	8.70%
PLAINFIELD PCT 018	68	63	74	39	42	46	332	121	4	0	50	15	90	155	1,279	12.12%
PLAINFIELD PCT 019	59	72	91	42	50	62	376	149	3	0	40	35	103	178	1,865	9.54%
PLAINFIELD PCT 020	103	93	108	73	84	81	542	157	3	0	99	44	93	236	1,780	13.26%
PLAINFIELD PCT 021	64	76	62	68	76	64	410	178	4	0	71	30	99	200	1,242	16.10%
PLAINFIELD PCT 022	53	62	52	54	62	49	332	124	2	0	57	32	65	154	1,090	14.13%
PLAINFIELD PCT 023	70	73	79	38	77	49	386	127	0	0	49	24	98	171	1,105	15.48%
PLAINFIELD PCT 024	95	107	106	71	120	91	590	193	3	0	97	18	149	264	1,224	21.57%
PLAINFIELD PCT 025	65	65	89	43	38	64	364	128	1	0	65	19	81	165	1,792	9.21%
PLAINFIELD PCT 026	55	61	75	49	48	58	346	167	3	0	61	26	87	174	2,137	8.14%
PLAINFIELD PCT 027	46	44	59	21	31	49	250	119	3	0	48	12	66	126	1,276	9.87%
PLAINFIELD PCT 028	55	65	73	27	27	52	299	127	2	0	48	15	81	144	1,539	9.36%
PLAINFIELD PCT 029	60	66	76	32	62	55	351	129	4	0	61	16	87	164	1,363	12.03%
PLAINFIELD PCT 030	58	70	78	48	51	68	373	152	1	0	57	23	96	176	1,312	13.41%

Canvass Results Report

Will County Election Night 4/1/2025

Run Time 12:34 PM

Run Date 04/16/2025

WILL COUNTY, ILLINOIS

CONSOLIDATED ELECTION - APRIL 1, 2025

4/1/2025

Page 456

Official Results

Registered Voters
79978 of 453563 = 17.63%

Precincts Reporting
310 of 310 = 100.00%

JOLIET JUNIOR COMMUNITY COLLEGE DISTRICT NO. 525 (Cook, Grundy, Kankakee, Kendall, LaSalle, Livingston & Will Counties) For Trustees (To serve a full 6-year term) - (Vote for not more than three)

Precinct	Maureen Flanagan Broderick*	Elaine Bottomley*	Nancy Garcia*	Timothy John Broderick	Robert Wunderlich	Timothy Bradley	Cast Votes	Undervotes	Overvotes	Unresolved write-ins	Vote by Mail Ballots Cast	Early Voting Ballots Cast	Election Day Voting Ballots Cast	Total Ballots Cast	Registered Voters	Turnout Percentage
PLAINFIELD PCT 031	57	60	86	30	48	70	351	165	0	0	61	29	82	172	1,331	12.92%
PLAINFIELD PCT 032	67	79	82	51	50	53	382	119	5	0	63	16	93	172	1,313	13.10%
PLAINFIELD PCT 033	91	100	111	80	97	91	570	153	1	0	82	42	118	242	1,393	17.37%
PLAINFIELD PCT 034	85	91	107	78	73	86	520	182	2	0	64	20	152	236	1,472	16.03%
PLAINFIELD PCT 035	77	63	77	32	35	44	328	140	2	0	49	13	96	158	1,431	11.04%
REED PCT 001	140	97	120	111	139	149	756	609	6	0	43	75	343	461	1,549	29.76%
REED PCT 002	175	118	126	111	146	165	841	623	5	0	64	90	339	493	1,714	28.76%
REED PCT 003	137	107	131	109	128	171	783	534	5	0	55	92	297	444	1,556	28.53%
TROY PCT 001	61	85	84	38	53	61	382	125	0	0	66	14	89	169	2,852	5.93%
TROY PCT 002	43	41	50	22	30	38	224	70	1	0	29	15	55	99	1,840	5.38%
TROY PCT 003	52	50	56	57	77	59	351	102	2	0	53	10	90	153	1,250	12.24%
TROY PCT 004	60	67	73	76	88	61	425	142	0	0	46	27	116	189	1,218	15.52%
TROY PCT 005	67	83	87	90	115	62	504	135	1	0	86	36	92	214	1,095	19.54%
TROY PCT 006	40	49	47	25	36	32	229	71	0	0	27	11	62	100	933	10.72%
TROY PCT 007	58	89	80	50	65	69	411	123	2	0	86	43	51	180	2,124	8.47%
TROY PCT 008	74	94	95	102	128	91	584	280	1	0	102	40	147	289	2,057	14.05%
TROY PCT 009	47	71	69	69	97	69	422	196	0	0	45	39	122	206	1,277	16.13%
TROY PCT 010	49	87	82	53	73	66	410	127	0	0	44	36	99	179	1,738	10.30%
TROY PCT 011	79	134	111	267	168	114	873	396	4	0	106	96	225	427	1,554	27.48%
TROY PCT 012	41	80	71	91	100	69	452	178	0	0	34	41	135	210	874	24.03%
TROY PCT 013	101	171	116	110	119	105	722	226	4	0	113	65	142	320	1,827	17.52%

Canvass Results Report

Will County Election Night 4/1/2025

Run Time 12:34 PM

Run Date 04/16/2025

WILL COUNTY, ILLINOIS

CONSOLIDATED ELECTION - APRIL 1, 2025

4/1/2025

Page 457

Official Results

Registered Voters
79978 of 453563 = 17.63%

Precincts Reporting
310 of 310 = 100.00%

JOLIET JUNIOR COMMUNITY COLLEGE DISTRICT NO. 525 (Cook, Grundy, Kankakee, Kendall, LaSalle, Livingston & Will Counties) For Trustees (To serve a full 6-year term) - (Vote for not more than three)

Precinct	Maureen Flanagan Broderick*	Elaine Bottomley*	Nancy Garcia*	Timothy John Broderick	Robert Wunderlich	Timothy Bradley	Cast Votes	Undervotes	Overvotes	Unresolved write-ins	Vote by Mail Ballots Cast	Early Voting Ballots Cast	Election Day Voting Ballots Cast	Total Ballots Cast	Registered Voters	Turnout Percentage
TROY PCT 014	57	119	101	104	86	94	561	204	1	0	79	35	142	256	1,956	13.09%
TROY PCT 015	48	78	75	67	65	52	385	116	2	0	45	31	93	169	1,294	13.06%
TROY PCT 016	100	159	126	130	140	107	762	258	2	0	99	77	166	342	1,897	18.03%
TROY PCT 017	62	93	87	92	89	60	483	147	2	0	59	51	102	212	1,672	12.68%
TROY PCT 018	50	76	76	71	73	59	405	144	0	0	56	29	98	183	1,583	11.56%
TROY PCT 019	44	60	75	35	38	43	295	104	0	0	23	32	78	133	1,839	7.23%
TROY PCT 020	38	52	59	50	47	56	302	94	2	0	33	35	66	134	1,661	8.07%
TROY PCT 021	35	45	36	46	53	43	258	129	4	0	36	20	77	133	1,719	7.74%
TROY PCT 022	32	32	32	42	46	32	216	66	2	0	23	9	64	96	682	14.08%
WESLEY PCT 001	95	74	84	72	102	96	523	380	1	0	53	9	240	302	1,491	20.25%
WHEATLAND PCT 001	56	54	81	43	40	47	321	204	2	0	63	31	83	177	1,293	13.69%
WHEATLAND PCT 016	29	37	43	21	24	47	201	93	1	0	25	16	58	99	748	13.24%
WHEATLAND PCT 019	0	0	0	0	0	0	0	0	0	0	0	0	0	0	9	0.00%
WHEATLAND PCT 022	13	20	23	7	7	13	83	46	0	0	14	11	18	43	426	10.09%
WHEATLAND PCT 023	30	45	54	19	21	34	203	106	3	0	32	17	57	106	847	12.51%
WHEATLAND PCT 024	43	33	45	21	26	37	205	146	3	0	37	28	55	120	708	16.95%
WHEATLAND PCT 025	95	107	113	65	82	82	544	353	8	0	75	69	163	307	1,722	17.83%
WHEATLAND PCT 026	153	161	182	121	132	153	902	589	3	0	158	122	220	500	2,208	22.64%
WHEATLAND PCT 027	70	67	86	48	38	65	374	160	4	0	67	45	70	182	1,160	15.69%
WHEATLAND PCT 028	133	122	127	95	94	100	671	406	3	0	93	73	196	362	1,965	18.42%
WHEATLAND PCT 029	134	151	170	147	100	120	822	423	2	0	103	79	235	417	1,826	22.84%

Canvass Results Report

Will County Election Night 4/1/2025

Run Time 12:34 PM

Run Date 04/16/2025

WILL COUNTY, ILLINOIS

CONSOLIDATED ELECTION - APRIL 1, 2025

4/1/2025

Page 458

Official Results

Registered Voters
79978 of 453563 = 17.63%

Precincts Reporting
310 of 310 = 100.00%

JOLIET JUNIOR COMMUNITY COLLEGE DISTRICT NO. 525 (Cook, Grundy, Kankakee, Kendall, LaSalle, Livingston & Will Counties) For Trustees (To serve a full 6-year term) - (Vote for not more than three)

Precinct	Maureen Flanagan Broderick*	Elaine Bottomley*	Nancy Garcia*	Timothy John Broderick	Robert Wunderlich	Timothy Bradley	Cast Votes	Undervotes	Overvotes	Unresolved write-ins	Vote by Mail Ballots Cast	Early Voting Ballots Cast	Election Day Voting Ballots Cast	Total Ballots Cast	Registered Voters	Turnout Percentage
WHEATLAND PCT 030	105	100	118	60	78	95	556	383	2	0	71	72	172	315	1,831	17.20%
WHEATLAND PCT 036	34	28	32	26	18	25	163	158	0	0	31	18	58	107	557	19.21%
WHEATLAND PCT 037	3	4	9	4	3	7	30	18	0	0	1	9	6	16	97	16.49%
WHEATLAND PCT 038	82	85	96	42	29	53	387	243	3	0	96	38	79	213	1,192	17.87%
WILL PCT 001	85	52	51	57	61	62	368	337	3	0	31	13	194	238	969	24.56%
WILMINGTON PCT 001	100	73	88	78	92	99	530	598	3	0	68	31	280	379	1,388	27.31%
WILMINGTON PCT 002	83	60	80	66	108	99	496	362	1	0	44	12	231	287	1,148	25.00%
WILMINGTON PCT 003	124	105	117	104	148	144	742	641	4	0	82	28	355	465	1,344	34.60%
WILTON PCT 001	59	38	31	57	44	54	283	311	0	0	27	3	168	198	596	33.22%
Totals	22,341	22,523	24,464	17,538	19,069	20,363	126,298	62,876	660	0	16,188	12,846	34,684	63,718	373,734	17.05%

I, the undersigned do hereby certify that on April 22, 2025, I canvassed the returns of an election held on April 1, 2025 for **JOLIET JUNIOR COLLEGE** and I proclaim that a total of **74,933** voters requested and received ballots and I do further certify the number of votes received for each candidate for this office, **and the winners are denoted with an asterisk next to his or her name.**

I further certify that the above is a true and complete Abstract of Votes and was prepared in my presence on April 22, 2025.



Annette Parker, County Clerk
The County of Will, Illinois

1 Trustee, Joliet Junior College 525, 6yr

		Registered Voters	Voters Cast	Turnout (%)	NON - Maireen Flanagan Broderick	NON - Elaine Bottomley	NON - Nancy Garcia	NON - Timothy John Broderick	NON - Robert Wunderlich	NON - Timothy Bradley
7700001	Total	1372	173	12.61%	77	63	68	48	42	61
7700002	Total	891	156	17.51%	81	57	67	43	45	50
7700003	Total	1348	273	20.25%	119	94	106	75	61	96
7700004	Total	1115	263	23.59%	91	81	85	70	73	90
7700005	Total	1291	221	17.12%	91	87	91	61	59	90
7700006	Total	1264	216	17.09%	93	87	79	48	64	67
7700007	Total	965	198	20.52%	88	72	80	57	58	60
7700008	Total	1413	287	20.31%	122	87	97	81	62	95
7700009	Total	791	85	10.75%	42	33	39	19	22	26
7700010	Total	905	147	16.24%	64	56	58	38	51	57
7700011	Total	1585	316	19.94%	135	108	102	84	84	108
7700012	Total	2067	241	11.66%	94	81	84	60	65	72
7700013	Total	1661	295	17.76%	119	97	93	66	58	78
7700014	Total	1152	201	17.45%	81	59	68	54	56	63
Joliet Junior Community College District 525	Total	17820	3072	17.24%	1297	1062	1117	804	800	1013
Contest Total		17820	3072	17.24%	1297	1062	1117	804	800	1013

Canvass Results Report

Grundy County, Illinois

Official Results

Official Results

Registered Voters

6104 of 36413 = 16.76%

Consolidated Election

Precincts Reporting

40 of 40 = 100.00%

Run Time 10:33 AM

4/1/2025

Run Date 04/16/2025

Page 137

FOR TRUSTEES OF THE JOLIET JUNIOR COLLEGE DISTRICT #525 TO SERVE A FULL 6-YEAR TERM - (VOTE FOR NOT MORE THAN THREE)

Precinct	MAUREN FLANAGAN BRODERICK	ELAINE BOTTOMLEY	NANCY GARCIA	TIMOTHY JOHN BRODERICK	ROBERT WUNDERLICH	TIMOTHY BRADLEY	Cast Votes	Undervotes	Overvotes	Vote by Mail Ballots Cast	Early Voting Ballots Cast	Election Day Voting Ballots Cast	Total Ballots Cast	Registered Voters	Turnout Percentage
AUX SABLE 01	43	41	48	49	63	55	299	190	4	19	29	119	167	1,213	13.77%
AUX SABLE 02	22	28	23	22	25	31	151	56	2	21	7	43	71	986	7.20%
AUX SABLE 03	46	61	55	42	62	59	325	233	2	25	42	121	188	830	22.65%
AUX SABLE 04	67	60	66	58	82	96	429	288	2	38	42	161	241	2,032	11.86%
AUX SABLE 05	35	46	53	34	37	53	258	150	0	26	32	78	136	1,659	8.20%
AUX SABLE 06	47	47	52	59	50	70	325	164	1	45	28	91	164	2,279	7.20%
AUX SABLE 07	30	22	35	24	32	31	174	93	1	13	14	63	90	1,458	6.17%
BRACEVILLE 01	50	34	48	43	60	142	377	247	0	31	45	132	208	1,496	13.90%
BRACEVILLE 02	34	23	27	20	34	41	179	133	0	15	4	85	104	884	11.76%
BRACEVILLE 03	33	22	30	42	48	128	303	255	0	31	53	102	186	1,086	17.13%
BRACEVILLE 04	31	34	36	21	33	103	258	234	0	30	26	108	164	1,046	15.68%
ERIENNA 01	107	100	107	83	97	180	674	544	3	74	185	150	409	1,184	34.54%
ERIENNA 02	65	42	43	71	54	101	376	257	2	27	73	113	213	680	31.32%
FELIX 01	29	21	15	22	42	122	251	259	0	19	24	127	170	846	20.09%
FELIX 02	47	37	41	38	40	107	310	275	0	30	23	142	195	850	22.94%
FELIX 03	19	22	25	15	16	29	126	60	0	15	15	32	62	629	9.86%
FELIX 04	26	18	24	24	38	64	194	118	0	14	16	74	104	655	15.88%
GARFIELD 01	55	34	40	49	48	102	328	317	2	34	10	173	217	1,005	21.59%
GOODFARM 01	16	16	15	18	18	28	111	39	0	9	2	39	50	236	21.19%
GOOSE LAKE 01	24	21	14	20	27	30	136	89	1	22	11	43	76	660	11.52%
GOOSE LAKE 02	25	20	25	35	38	73	216	174	1	38	21	72	131	789	16.60%

Canvass Results Report

Official Results

Run Time 10:33 AM

Run Date 04/16/2025

Grundy County, Illinois

Consolidated Election

4/1/2025

Page 138

Official Results

Registered Voters

6104 of 36413 = 16.76%

Precincts Reporting

40 of 40 = 100.00%

FOR TRUSTEES OF THE JOLIET JUNIOR COLLEGE DISTRICT #525 TO SERVE A FULL 6-YEAR TERM - (VOTE FOR NOT MORE THAN THREE)

Precinct	MAUREN FLANAGAN BRODERICK	ELAINE BOTTOMLEY	NANCY GARCIA	TIMOTHY JOHN BRODERICK	ROBERT WUNDERLICH	TIMOTHY BRADLEY	Cast Votes	Undervotes	Overvotes	Vote by Mail Ballots Cast	Early Voting Ballots Cast	Election Day Voting Ballots Cast	Total Ballots Cast	Registered Voters	Turnout Percentage
GREENFIELD 01	50	38	33	57	47	123	348	324	1	34	9	182	225	661	34.04%
HIGHLAND 01	13	9	13	11	6	12	64	29	1	7	0	25	32	186	17.20%
MAINE 01	6	14	7	11	13	23	74	58	0	1	9	34	44	228	19.30%
MAZON 01	28	32	24	35	21	57	197	124	1	23	8	77	108	978	11.04%
MORRIS 01	61	60	59	42	30	65	317	241	0	42	95	49	186	894	20.81%
MORRIS 02	40	29	34	32	40	75	250	224	1	20	91	48	159	923	17.23%
MORRIS 03	38	34	27	28	40	50	217	218	2	39	75	33	147	886	16.59%
MORRIS 04	60	59	55	48	53	84	359	220	3	22	77	97	196	882	22.22%
MORRIS 05	46	38	42	46	51	59	282	126	0	25	58	53	136	893	15.23%
NETTLE CREEK 01	14	11	11	10	17	24	87	69	0	7	14	31	52	327	15.90%
NORMAN 01	15	9	4	10	12	13	63	81	0	5	10	33	48	204	23.53%
SARATOGA 01	57	43	43	48	40	59	290	151	2	39	69	41	149	901	16.54%
SARATOGA 02	25	27	22	19	26	33	152	103	3	7	28	53	88	700	12.57%
SARATOGA 03	50	39	42	39	46	83	299	232	1	21	69	88	178	708	25.14%
SARATOGA 04	95	91	97	94	79	141	597	441	7	36	121	196	353	1,502	23.50%
SARATOGA 05	57	44	43	57	60	82	343	233	6	18	72	108	198	633	31.28%
VIENNA 01	4	7	9	13	12	26	71	49	0	5	4	31	40	375	10.67%
WAUPONSEE 01	61	52	52	62	79	87	393	264	0	37	55	127	219	858	25.52%
WAUPONSEE 02	44	47	36	51	37	66	281	160	0	23	18	106	147	868	16.94%
Totals	1,615	1,432	1,475	1,502	1,653	2,807	10,484	7,522	49	987	1,584	3,480	6,051	36,110	16.76%

ABSTRACT OF VOTES

STATE OF ILLINOIS)
COUNTY OF KANKAKEE) ss.

I, Dan Hendrickson, County Clerk of Kankakee County, do hereby certify that on April 15th, 2025, I canvassed the returns of the Consolidated Election held on April 1st, 2025, and do proclaim that a total of 0 voters requested and received ballots and I do further certify that the following list of candidates each received the number of votes recorded to him or her for the office listed below.

JOLIET JUNIOR COLLEGE NO. 525 TRUSTEE

CANDIDATE	VOTES
Maureen Flanagan Broderick	0
Elaine Bottomley	0
Nancy Garcia	0
Timothy John Broderick	0
Robert Wunderlich	0
Timothy Bradley	0

I further certify that the above is a true and complete Abstract of Votes and was confirmed in my presence this 15th day of April, 2025.



DAN HENDRICKSON, KANKAKEE COUNTY CLERK

*To see a report of the returns (votes received) by precinct, please refer to the Statement of Votes Cast-Final Canvass.

NOTE: "Each local canvassing board shall immediately transmit a signed copy or original duplicate of its complete Abstract of Votes to each election authority having jurisdiction over any of the respective political subdivision, and to the State Board of Elections..." (10 ILCS 5/22-18)

Statement of Votes Cast
 CONSOLIDATED ELECTION
 TUESDAY, APRIL 1, 2025
 KANKAKEE COUNTY, ILLINOIS
 April 1, 2025 Consolidated
 FINAL RESULTS

Date: 4/15/2025
 Time: 2:25:03 PM CDT
 Page 202/215

	Turnout				JOLIET JUNIOR COLLEGE NO. 525 TRUSTEE								
	Reg. Voters	Ballots Cast	% Turnout	Blank	Reg. Voters	Total Votes	Maureen Flanagan Broderick	Elaine Bottomley	Nancy Garcia	Timothy John Broderick	Robert Wunderlich	Timothy Bradley	
Jurisdiction Wide													
ESSEX	1076	279	25.93%	0	13	0	0	-	0	-	0	-	0
Total	69501	15164	21.82%	11	13	0	0	-	0	-	0	-	0

WITH 15 OF 15 PRECINCTS REPORTING

VOTES PERCENT

VOTES PERCENT

01 = BALLOTS CAST

1,501

TRUSTEE JOLIET JUNIOR COLLEGE D525
(VOTE FOR) 3

02 = Maureen Flanagan Broderick

465 16.08

03 = Elaine Bottomley

493 17.05

04 = Nancy Garcia

553 19.12

05 = Timothy John Broderick

389 13.45

06 = Robert Wunderlich

465 16.08

07 = Timothy Bradley

527 18.22

	01	02	03	04	05	06	07
0060 FOX 1	0	0	0	0	0	0	0
0061 FOX 2	84	24	25	27	22	22	38
0064 KENDALL 3	7	1	1	1	2	0	2
0065 KENDALL 4	30	9	4	2	9	12	11
0068 NA AU SAY 1	74	11	26	17	27	35	35
0069 NA AU SAY 2	145	54	57	66	36	45	44
0070 NA AU SAY 3	76	29	37	40	20	16	32
0071 NA AU SAY 4	94	28	35	46	19	28	33
0072 NA AU SAY 5	88	34	22	43	19	19	29
0073 NA AU SAY 6	107	46	46	45	30	26	35
0074 BIG GROVE 1	164	52	36	51	42	48	50
0075 LISBON 1	204	54	40	31	49	56	56
0076 SEWARD 1	188	40	73	67	45	73	62
0077 SEWARD 2	113	42	47	48	36	41	52
0078 SEWARD 3	127	41	44	69	33	44	48

Registered Voters 75,548 - Total Ballots 15,781 : 20.89% - Blank Ballots
 13

119 of 119 Precincts Reporting 100.00%

JOLIET JUNIOR COLLEGE DISTRICT NO. 525 TRUSTEE

Number of Precincts 4
 Precincts Reporting 4 100.00%
 Vote For 3
 Total Votes 96

	Total	ED	A	P	EV
Maureen Flanagan Broderick	19	11	6	0	2
Elaine Bottomley	11	4	6	0	1
Nancy Garcia	18	8	6	0	4
Timothy John Broderick	17	16	1	0	0
Robert Wunderlich	14	13	1	0	0
Timothy Bradley	17	13	1	0	3
Undervote	36	31	3	0	2
Overvote	0	0	0	0	0

REG BOARD OF SCHOOL TRUSTEES(DEKALB COUNTY)-6YR TERM

Number of Precincts 10
 Precincts Reporting 10 100.00%
 Total Votes 0

	Total	ED	A	P	EV
No Candidate					
Undervote	0	0	0	0	0
Overvote	0	0	0	0	0

REG BOARD OF SCHOOL TRUSTEES(DEKALB COUNTY)-4YR UNEXPIRED TERM

Number of Precincts 10
 Precincts Reporting 10 100.00%
 Total Votes 0

	Total	ED	A	P	EV
No Candidate					
Undervote	0	0	0	0	0
Overvote	0	0	0	0	0



JENNIFER EBNER
LASALLE COUNTY CLERK


State of Illinois)
)
County of La Salle)

I, Jennifer Ebner, do certify that I am the duly qualified and acting County Clerk of the County of La Salle, Illinois, and as such official I do further certify that the attached Canvass of votes cast for Will County for the Consolidated Election held on April 1st, 2025 are true and accurate. A total of 44 ballots cast for Joliet Junior College.

I further certify that the following is a true and complete Abstract of Votes and was prepared in my presence on the 16th day of April, 2025.



Jennifer Ebner, La Salle County Clerk



Election Summary Report
 CONSOLIDATED ELECTION
 TUESDAY, APRIL 1, 2025
 LIVINGSTON COUNTY, ILLINOIS
 April 1, 2025 Consolidated Election
 FINAL RESULTS

Date: 4/16/2025
 Time: 10:01:51 AM
 Page 31/33

Registered Voters 22,415 - Total Ballots 5,556 : 24.79% - Blank Ballots 3

46 of 46 Precincts Reporting 100.00%

ILLINOIS CENTRAL COLLEGE DISTRICT NO. 514 TRUSTEE-6YR TERM		
Number of Precincts	5	
Precincts Reporting	5	100.00%
Vote For 2		
Total Votes	302	
Gale Thetford	78	25.83%
Christine Bare-Kemper	76	25.17%
Diane Unes-Lamb	42	13.91%
Kim Armstrong	106	35.10%

ILLINOIS CENTRAL COLLEGE DISTRICT NO. 514 TRUSTEE-2-YEAR UNEXPIRED TERM		
Number of Precincts	5	
Precincts Reporting	5	100.00%
Vote For 1		
Total Votes	167	
Ron Budzinski	167	100.00%

KANKAKEE COMM COLLEGE DISTRICT NO. 520 TRUSTEE-6YR TERM		
Number of Precincts	8	
Precincts Reporting	8	100.00%
Vote For 2		
Total Votes	360	
Michael Proctor	183	50.83%
Catherine R. Boicken	177	49.17%

KANKAKEE COMM COLLEGE DISTRICT NO. 520 TRUSTEE-2-YEAR UNEXPIRED TERM		
Number of Precincts	8	
Precincts Reporting	8	100.00%
Vote For 1		
Total Votes	191	
Michael J. Kick	191	100.00%

JOLIET JUNIOR COLLEGE DISTRICT NO. 525 TRUSTEE		
Number of Precincts	11	
Precincts Reporting	11	100.00%
Vote For 3		
Total Votes	1,034	
Maureen Flanagan Broderick	210	20.31%
Elaine Bottomley	163	15.76%
Nancy Garcia	185	17.89%
Timothy John Broderick	130	12.57%
Robert Wunderlich	135	13.06%
Timothy Bradley	211	20.41%

HEARTLAND COMM COLLEGE DISTRICT NO. 540 TRUSTEE		
Number of Precincts	27	
Precincts Reporting	27	100.00%
Vote For 3		
Total Votes	5,148	
David Selzer	1,241	24.11%
Janet Hood	1,355	26.32%
Thomas Whitt	1,252	24.32%
Laurie Bergner	1,300	25.25%

REG BOARD OF SCHOOL TRUSTEES (CHAMPAIGN-FORD)-6 YEAR TERM		
Number of Precincts	1	
Precincts Reporting	1	100.00%
Vote For 2		
Total Votes	3	
Carl P. Weibel	3	100.00%

REG BOARD OF SCHOOL TRUSTEES(CHAMPAIGN-FORD)4 YEAR UNEXPIRED TERM		
Number of Precincts	1	
Precincts Reporting	1	100.00%
Total Votes		
	0	
No Candidate		

Canvass Results Report

Will County Election Night 4/1/2025

Run Time 12:34 PM

Run Date 04/16/2025

WILL COUNTY, ILLINOIS

CONSOLIDATED ELECTION - APRIL 1, 2025

4/1/2025

Page 444

Official Results

Registered Voters
79978 of 453563 = 17.63%

Precincts Reporting
310 of 310 = 100.00%

KANKAKEE COMMUNITY COLLEGE DISTRICT NO. 520 (Ford, Grundy, Iroquois, Kankakee, Livingston & Will Counties) For Trustees of the Community College District (To serve a full 6-year term) - (Vote for not more than two)

Precinct	Michael Proctor	Catherine R. Boicken	Cast Votes	Undervotes	Overvotes	Unresolved write-ins	Vote by Mail Ballots Cast	Early Voting Ballots Cast	Election Day Voting Ballots Cast	Total Ballots Cast	Registered Voters	Turnout Percentage
WESLEY PCT 001	4	6	10	4	0	0	3	0	4	7	20	35.00%
Totals	4	6	10	4	0	0	3	0	4	7	20	35.00%

This political subdivision has been canvassed by the election authority in which their principal office is located.

Canvass Results Report

Will County Election Night 4/1/2025

Run Time 12:34 PM
Run Date 04/16/2025

WILL COUNTY, ILLINOIS

CONSOLIDATED ELECTION - APRIL 1, 2025

4/1/2025
Page 445

Official Results

Registered Voters
79978 of 453563 = 17.63%
Precincts Reporting
310 of 310 = 100.00%

KANKAKEE COMMUNITY COLLEGE DISTRICT NO. 520 (Ford, Grundy, Iroquois, Kankakee, Livingston & Will Counties) For Trustees of the Community College District (To serve an unexpired 2-year term) - (Vote for one)

Precinct	Michael J. Kick	Cast Votes	Undervotes	Overvotes	Unresolved write-ins	Vote by Mail Ballots Cast	Early Voting Ballots Cast	Election Day Voting Ballots Cast	Total Ballots Cast	Registered Voters	Turnout Percentage
WESLEY PCT 001	5	5	2	0	0	3	0	4	7	20	35.00%
Totals	5	5	2	0	0	3	0	4	7	20	35.00%

This political subdivision has been canvassed by the election authority in which their principal office is located.

Canvass Results Report

Will County Election Night 4/1/2025

Run Time 12:34 PM
Run Date 04/16/2025

WILL COUNTY, ILLINOIS

CONSOLIDATED ELECTION - APRIL 1, 2025

4/1/2025
Page 438

Official Results

Registered Voters
79978 of 453563 = 17.63%
Precincts Reporting
310 of 310 = 100.00%

PRAIRIE STATE COLLEGE DISTRICT NO. 515 (Cook & Will Counties) For Trustees of the Community College District (To serve a full 6-year term) - (Vote for not more than two)

Precinct	J'arnay Harris	Maria Melero	Cast Votes	Undervotes	Overvotes	Unresolved write-ins	Vote by Mail Ballots Cast	Early Voting Ballots Cast	Election Day Voting Ballots Cast	Total Ballots Cast	Registered Voters	Turnout Percentage
CRETE PCT 001	64	60	124	96	0	0	22	17	71	110	1,278	8.61%
CRETE PCT 002	131	157	288	190	0	0	38	37	164	239	1,415	16.89%
CRETE PCT 003	177	223	400	324	0	0	69	59	234	362	1,339	27.04%
CRETE PCT 004	114	129	243	183	0	0	68	20	125	213	1,327	16.05%
CRETE PCT 005	87	71	158	108	0	0	37	16	80	133	1,333	9.98%
CRETE PCT 006	108	125	233	115	0	0	77	20	77	174	1,297	13.42%
CRETE PCT 007	79	68	147	83	0	0	44	10	61	115	1,260	9.13%
CRETE PCT 008	137	126	263	205	0	0	42	29	163	234	1,397	16.75%
CRETE PCT 009	112	128	240	168	0	0	55	26	123	204	1,250	16.32%
CRETE PCT 010	28	32	60	42	0	0	21	4	26	51	1,056	4.83%
CRETE PCT 011	74	79	153	109	0	0	50	18	63	131	1,102	11.89%
CRETE PCT 012	68	72	140	88	0	0	37	11	66	114	1,045	10.91%
MONEE PCT 001	57	65	122	64	0	0	54	7	32	93	1,108	8.39%
MONEE PCT 002	115	92	207	103	0	0	42	21	92	155	1,293	11.99%
MONEE PCT 003	146	174	320	276	0	0	52	12	234	298	1,443	20.65%
MONEE PCT 004	209	244	453	303	0	0	72	44	262	378	1,569	24.09%
MONEE PCT 005	121	83	204	132	0	0	27	26	115	168	1,066	15.76%
MONEE PCT 006	102	68	170	116	0	0	24	16	103	143	827	17.29%
MONEE PCT 007	185	123	308	200	0	0	38	47	169	254	1,181	21.51%
MONEE PCT 008	143	161	304	260	0	0	50	17	215	282	1,365	20.66%
WASHINGTON PCT 001	98	169	267	341	0	0	36	58	210	304	1,394	21.81%

This political subdivision has been canvassed by the election authority in which their principal office is located.

Canvass Results Report

Will County Election Night 4/1/2025

Run Time 12:34 PM
Run Date 04/16/2025

WILL COUNTY, ILLINOIS

CONSOLIDATED ELECTION - APRIL 1, 2025

4/1/2025
Page 439

Official Results

Registered Voters
79978 of 453563 = 17.63%
Precincts Reporting
310 of 310 = 100.00%

PRAIRIE STATE COLLEGE DISTRICT NO. 515 (Cook & Will Counties) For Trustees of the Community College District (To serve a full 6-year term) - (Vote for not more than two)

Precinct	J'arnay Harris	Maria Melero	Cast Votes	Undervotes	Overvotes	Unresolved write-ins	Vote by Mail Ballots Cast	Early Voting Ballots Cast	Election Day Voting Ballots Cast	Total Ballots Cast	Registered Voters	Turnout Percentage
WASHINGTON PCT 002	89	151	240	252	0	0	24	46	176	246	1,728	14.24%
WASHINGTON PCT 003	88	124	212	202	0	0	39	30	138	207	1,303	15.89%
WILL PCT 001	7	9	16	20	0	0	3	0	15	18	205	8.78%
Totals	2,539	2,733	5,272	3,980	0	0	1,021	591	3,014	4,626	29,581	15.64%

This political subdivision has been canvassed by the election authority in which their principal office is located.

Canvass Results Report

Will County Election Night 4/1/2025

Run Time 12:34 PM

Run Date 04/16/2025

WILL COUNTY, ILLINOIS

CONSOLIDATED ELECTION - APRIL 1, 2025

4/1/2025

Page 440

Official Results

Registered Voters
79978 of 453563 = 17.63%

Precincts Reporting
310 of 310 = 100.00%

PRAIRIE STATE COLLEGE DISTRICT NO. 515 (Cook & Will Counties) For Trustees of the Community College District (To serve an unexpired 2-year term) - (Vote for one)

Precinct	Andrew Smith, Jr.	Jay Readey (W)	Cast Votes	Undervotes	Overvotes	Unresolved write-ins	Vote by Mail Ballots Cast	Early Voting Ballots Cast	Election Day Voting Ballots Cast	Total Ballots Cast	Registered Voters	Turnout Percentage
CRETE PCT 001	75	0	75	35	0	0	22	17	71	110	1,278	8.61%
CRETE PCT 002	183	0	183	55	1	0	38	37	164	239	1,415	16.89%
CRETE PCT 003	237	1	238	124	0	0	69	59	234	362	1,339	27.04%
CRETE PCT 004	145	2	147	64	2	0	68	20	125	213	1,327	16.05%
CRETE PCT 005	104	0	104	29	0	0	37	16	80	133	1,333	9.98%
CRETE PCT 006	131	0	131	42	1	0	77	20	77	174	1,297	13.42%
CRETE PCT 007	87	2	89	24	2	0	44	10	61	115	1,260	9.13%
CRETE PCT 008	160	0	160	73	1	0	42	29	163	234	1,397	16.75%
CRETE PCT 009	142	0	142	61	1	0	55	26	123	204	1,250	16.32%
CRETE PCT 010	38	0	38	13	0	0	21	4	26	51	1,056	4.83%
CRETE PCT 011	85	0	85	44	2	0	50	18	63	131	1,102	11.89%
CRETE PCT 012	80	0	80	34	0	0	37	11	66	114	1,045	10.91%
MONEE PCT 001	70	2	72	21	0	0	54	7	32	93	1,108	8.39%
MONEE PCT 002	133	3	136	18	1	0	42	21	92	155	1,293	11.99%
MONEE PCT 003	204	0	204	94	0	0	52	12	234	298	1,443	20.65%
MONEE PCT 004	280	1	281	94	3	0	72	44	262	378	1,569	24.09%
MONEE PCT 005	138	2	140	28	0	0	27	26	115	168	1,066	15.76%
MONEE PCT 006	115	0	115	28	0	0	24	16	103	143	827	17.29%
MONEE PCT 007	202	0	202	51	1	0	38	47	169	254	1,181	21.51%
MONEE PCT 008	197	0	197	84	1	0	50	17	215	282	1,365	20.66%
WASHINGTON PCT 001	176	3	179	125	0	0	36	58	210	304	1,394	21.81%

This political subdivision has been canvassed by the election authority in which their principal office is located.

Canvass Results Report

Will County Election Night 4/1/2025

Run Time 12:34 PM

Run Date 04/16/2025

WILL COUNTY, ILLINOIS

CONSOLIDATED ELECTION - APRIL 1, 2025

4/1/2025

Page 441

Official Results

Registered Voters
79978 of 453563 = 17.63%

Precincts Reporting
310 of 310 = 100.00%

PRAIRIE STATE COLLEGE DISTRICT NO. 515 (Cook & Will Counties) For Trustees of the Community College District (To serve an unexpired 2-year term) - (Vote for one)

Precinct	Andrew Smith, Jr.	Jay Radey (W)	Cast Votes	Undervotes	Overvotes	Unresolved write-ins	Vote by Mail Ballots Cast	Early Voting Ballots Cast	Election Day Voting Ballots Cast	Total Ballots Cast	Registered Voters	Turnout Percentage
WASHINGTON PCT 002	152	0	152	94	0	0	24	46	176	246	1,728	14.24%
WASHINGTON PCT 003	127	2	129	78	0	0	39	30	138	207	1,303	15.89%
WILL PCT 001	9	0	9	9	0	0	3	0	15	18	205	8.78%
Totals	3,270	18	3,288	1,322	16	0	1,021	591	3,014	4,626	29,581	15.64%

This political subdivision has been canvassed by the election authority in which their principal office is located.

Canvass Results Report

Will County Election Night 4/1/2025

Run Time 12:34 PM

Run Date 04/16/2025

WILL COUNTY, ILLINOIS

CONSOLIDATED ELECTION - APRIL 1, 2025

4/1/2025

Page 442

Official Results

Registered Voters
79978 of 453563 = 17.63%

Precincts Reporting
310 of 310 = 100.00%

WAUBONSEE COMMUNITY COLLEGE DISTRICT NO. 516 (Dekalb, Kane, Kendall, LaSalle & Will Counties) For Trustees of the Community College District (To serve a full 6-year term) - (Vote for not more than two)

Precinct	Daniel Jaquez	Greg Dobbins	Tina Medlin Willson	Cast Votes	Undervotes	Overvotes	Unresolved write-ins	Vote by Mail Ballots Cast	Early Voting Ballots Cast	Election Day Voting Ballots Cast	Total Ballots Cast	Registered Voters	Turnout Percentage
WHEATLAND PCT 023	21	16	29	66	56	0	0	18	15	28	61	543	11.23%
WHEATLAND PCT 031	85	58	129	272	240	0	0	80	47	129	256	1,410	18.16%
WHEATLAND PCT 032	133	130	185	448	298	0	0	89	91	193	373	1,802	20.70%
WHEATLAND PCT 033	127	97	179	403	285	0	0	81	69	194	344	1,682	20.45%
WHEATLAND PCT 034	112	95	154	361	251	0	0	71	44	191	306	1,390	22.01%
WHEATLAND PCT 035	134	80	164	378	252	0	0	116	88	111	315	1,138	27.68%
WHEATLAND PCT 036	60	34	85	179	135	0	0	60	26	71	157	919	17.08%
Totals	672	510	925	2,107	1,517	0	0	515	380	917	1,812	8,884	20.40%

This political subdivision has been canvassed by the election authority in which their principal office is located.

Canvass Results Report

Will County Election Night 4/1/2025

Run Time 12:34 PM

Run Date 04/16/2025

WILL COUNTY, ILLINOIS

CONSOLIDATED ELECTION - APRIL 1, 2025

4/1/2025

Page 443

Official Results

Registered Voters
79978 of 453563 = 17.63%

Precincts Reporting
310 of 310 = 100.00%

WAUBONSEE COMMUNITY COLLEGE DISTRICT NO. 516 (Dekalb, Kane, Kendall LaSalle, & Will Counties) For Trustees of the Community College District (To serve an unexpired 4-year term) - (Vote for one)

Precinct	Richard "Rick" Guzman	Cast Votes	Undervotes	Overvotes	Unresolved write-ins	Vote by Mail Ballots Cast	Early Voting Ballots Cast	Election Day Voting Ballots Cast	Total Ballots Cast	Registered Voters	Turnout Percentage
WHEATLAND PCT 023	36	36	25	0	0	18	15	28	61	543	11.23%
WHEATLAND PCT 031	159	159	97	0	0	80	47	129	256	1,410	18.16%
WHEATLAND PCT 032	258	258	115	0	0	89	91	193	373	1,802	20.70%
WHEATLAND PCT 033	247	247	97	0	0	81	69	194	344	1,682	20.45%
WHEATLAND PCT 034	207	207	99	0	0	71	44	191	306	1,390	22.01%
WHEATLAND PCT 035	210	210	105	0	0	116	88	111	315	1,138	27.68%
WHEATLAND PCT 036	109	109	48	0	0	60	26	71	157	919	17.08%
Totals	1,226	1,226	586	0	0	515	380	917	1,812	8,884	20.40%

This political subdivision has been canvassed by the election authority in which their principal office is located.

EDUCATION SERVICE REGIONS



Canvass Results Report

Will County Election Night 4/1/2025

Run Time 12:34 PM

Run Date 04/16/2025

WILL COUNTY, ILLINOIS

CONSOLIDATED ELECTION - APRIL 1, 2025

4/1/2025

Page 459

Official Results

Registered Voters

79978 of 453563 = 17.63%

Precincts Reporting

310 of 310 = 100.00%

REGIONAL BOARD OF SCHOOL TRUSTEES (DuPage County) For Members of the Regional Board of School Trustees (To serve a full 6-year term) - (Vote for not more than two)

Precinct	Daniel Medina Addison Twp 40N Range 11E	Jeremy "Jaye" Wang Downers Grove Twp 38N Range 11E	Carol DiCola Downers Grove Twp 38N Range 11E	Karen Zatz Wheatland Twp 37N Range 9E	Cast Votes	Undervotes	Overvotes	Unresolved write-ins	Vote by Mail Ballots Cast	Early Voting Ballots Cast	Election Day Voting Ballots Cast	Total Ballots Cast	Registered Voters	Turnout Percentage
DUPAGE PCT 001	63	90	164	171	488	244	0	0	105	91	170	366	1,654	22.13%
DUPAGE PCT 002	69	82	168	170	489	225	1	0	111	115	132	358	1,418	25.25%
DUPAGE PCT 003	64	111	163	155	493	281	0	0	85	104	198	387	1,499	25.82%
DUPAGE PCT 004	21	24	40	33	118	56	0	0	33	12	42	87	750	11.60%
DUPAGE PCT 007	41	101	137	142	421	217	0	0	92	80	147	319	1,350	23.63%
DUPAGE PCT 009	1	1	2	2	6	0	0	0	0	0	3	3	15	20.00%
DUPAGE PCT 014	1	3	5	2	11	1	0	0	1	0	5	6	25	24.00%
WHEATLAND PCT 002	208	208	327	472	1,215	533	4	0	314	360	204	878	2,098	41.85%
WHEATLAND PCT 003	97	101	99	167	464	366	3	0	81	165	172	418	1,789	23.37%
WHEATLAND PCT 004	63	78	140	186	467	199	0	0	87	128	118	333	2,033	16.38%
WHEATLAND PCT 005	79	106	141	237	563	313	2	0	96	184	160	440	1,862	23.63%
WHEATLAND PCT 006	50	62	111	202	425	221	0	0	72	104	147	323	1,315	24.56%
WHEATLAND PCT 007	62	68	87	161	378	224	1	0	72	110	120	302	1,358	22.24%
WHEATLAND PCT 008	53	85	125	178	441	199	1	0	99	85	137	321	1,339	23.97%
WHEATLAND PCT 009	100	109	173	286	668	282	1	0	118	159	199	476	1,546	30.79%
WHEATLAND PCT 010	67	82	108	182	439	273	2	0	89	134	135	358	1,394	25.68%
WHEATLAND PCT 011	81	102	138	248	569	391	2	0	122	232	128	482	1,801	26.76%
WHEATLAND PCT 012	53	83	96	198	430	346	1	0	77	195	117	389	1,719	22.63%
WHEATLAND PCT 013	57	61	101	191	410	216	1	0	103	121	90	314	1,355	23.17%
WHEATLAND PCT 014	105	133	118	228	584	336	1	0	108	212	141	461	1,570	29.36%
WHEATLAND PCT 015	130	128	105	171	534	268	1	0	88	170	144	402	1,562	25.74%

This political subdivision has been canvassed by the election authority in which their principal office is located.

Canvass Results Report

Will County Election Night 4/1/2025

Run Time 12:34 PM

Run Date 04/16/2025

WILL COUNTY, ILLINOIS

CONSOLIDATED ELECTION - APRIL 1, 2025

4/1/2025

Page 460

Official Results

Registered Voters
79978 of 453563 = 17.63%

Precincts Reporting
310 of 310 = 100.00%

REGIONAL BOARD OF SCHOOL TRUSTEES (DuPage County) For Members of the Regional Board of School Trustees (To serve a full 6-year term) - (Vote for not more than two)

Precinct	Daniel Medina Addison Twp 40N Range 11E	Jeremy "Jaye" Wang Downers Grove Twp 38N Range 11E	Carol DiCola Downers Grove Twp 38N Range 11E	Karen Zatz Wheatland Twp 37N Range 9E	Cast Votes	Undervotes	Overvotes	Unresolved write-ins	Vote by Mail Ballots Cast	Early Voting Ballots Cast	Election Day Voting Ballots Cast	Total Ballots Cast	Registered Voters	Turnout Percentage
WHEATLAND PCT 016	28	27	57	116	228	108	0	0	53	47	68	168	909	18.48%
WHEATLAND PCT 017	42	56	87	122	307	165	0	0	69	66	101	236	1,024	23.05%
WHEATLAND PCT 018	80	113	141	205	539	247	1	0	98	153	143	394	1,532	25.72%
WHEATLAND PCT 019	29	33	69	105	236	118	4	0	63	21	97	181	1,152	15.71%
WHEATLAND PCT 020	81	81	87	131	380	182	0	0	51	94	136	281	1,333	21.08%
WHEATLAND PCT 021	53	70	116	177	416	210	0	0	73	108	132	313	1,382	22.65%
WHEATLAND PCT 022	44	60	76	118	298	128	2	0	65	51	99	215	1,497	14.36%
WHEATLAND PCT 023	8	15	32	38	93	31	0	0	24	13	25	62	502	12.35%
WHEATLAND PCT 024	41	53	95	154	343	193	1	0	51	105	113	269	1,242	21.66%
WHEATLAND PCT 037	64	73	84	132	353	189	1	0	74	108	90	272	1,354	20.09%
Totals	1,935	2,399	3,392	5,080	12,806	6,762	30	0	2,574	3,527	3,713	9,814	41,379	23.72%

This political subdivision has been canvassed by the election authority in which their principal office is located.

Canvass Results Report

Will County Election Night 4/1/2025

Run Time 12:34 PM

Run Date 04/16/2025

WILL COUNTY, ILLINOIS

CONSOLIDATED ELECTION - APRIL 1, 2025

4/1/2025

Page 461

Official Results

Registered Voters
79978 of 453563 = 17.63%

Precincts Reporting
310 of 310 = 100.00%

REGIONAL BOARD OF SCHOOL TRUSTEES (DuPage County) For Members of the Regional Board of School Trustees (To serve an unexpired 4-year term) - (Vote for one)

Precinct	Carolyn R. Carrillo York Twp 39N Range 11E	Cast Votes	Undervotes	Overvotes	Unresolved write-ins	Vote by Mail Ballots Cast	Early Voting Ballots Cast	Election Day Voting Ballots Cast	Total Ballots Cast	Registered Voters	Turnout Percentage
DUPAGE PCT 001	227	227	139	0	0	105	91	170	366	1,654	22.13%
DUPAGE PCT 002	216	216	142	0	0	111	115	132	358	1,418	25.25%
DUPAGE PCT 003	220	220	167	0	0	85	104	198	387	1,499	25.82%
DUPAGE PCT 004	56	56	31	0	0	33	12	42	87	750	11.60%
DUPAGE PCT 007	177	177	142	0	0	92	80	147	319	1,350	23.63%
DUPAGE PCT 009	3	3	0	0	0	0	0	3	3	15	20.00%
DUPAGE PCT 014	6	6	0	0	0	1	0	5	6	25	24.00%
WHEATLAND PCT 002	481	481	397	0	0	314	360	204	878	2,098	41.85%
WHEATLAND PCT 003	206	206	212	0	0	81	165	172	418	1,789	23.37%
WHEATLAND PCT 004	227	227	106	0	0	87	128	118	333	2,033	16.38%
WHEATLAND PCT 005	259	259	181	0	0	96	184	160	440	1,862	23.63%
WHEATLAND PCT 006	190	190	133	0	0	72	104	147	323	1,315	24.56%
WHEATLAND PCT 007	169	169	133	0	0	72	110	120	302	1,358	22.24%
WHEATLAND PCT 008	182	182	139	0	0	99	85	137	321	1,339	23.97%
WHEATLAND PCT 009	290	290	186	0	0	118	159	199	476	1,546	30.79%
WHEATLAND PCT 010	204	204	154	0	0	89	134	135	358	1,394	25.68%
WHEATLAND PCT 011	280	280	202	0	0	122	232	128	482	1,801	26.76%
WHEATLAND PCT 012	211	211	178	0	0	77	195	117	389	1,719	22.63%
WHEATLAND PCT 013	195	195	119	0	0	103	121	90	314	1,355	23.17%
WHEATLAND PCT 014	259	259	202	0	0	108	212	141	461	1,570	29.36%
WHEATLAND PCT 015	194	194	208	0	0	88	170	144	402	1,562	25.74%

This political subdivision has been canvassed by the election authority in which their principal office is located.

Canvass Results Report

Will County Election Night 4/1/2025

Run Time 12:34 PM

Run Date 04/16/2025

WILL COUNTY, ILLINOIS

CONSOLIDATED ELECTION - APRIL 1, 2025

4/1/2025

Page 462

Official Results

Registered Voters
79978 of 453563 = 17.63%

Precincts Reporting
310 of 310 = 100.00%

REGIONAL BOARD OF SCHOOL TRUSTEES (DuPage County) For Members of the Regional Board of School Trustees (To serve an unexpired 4-year term) - (Vote for one)

Precinct	Carolyn R. Carrillo York Twp 39N Range 11E	Cast Votes	Undervotes	Overvotes	Unresolved write-ins	Vote by Mail Ballots Cast	Early Voting Ballots Cast	Election Day Voting Ballots Cast	Total Ballots Cast	Registered Voters	Turnout Percentage
WHEATLAND PCT 016	114	114	54	0	0	53	47	68	168	909	18.48%
WHEATLAND PCT 017	138	138	98	0	0	69	66	101	236	1,024	23.05%
WHEATLAND PCT 018	228	228	166	0	0	98	153	143	394	1,532	25.72%
WHEATLAND PCT 019	108	108	73	0	0	63	21	97	181	1,152	15.71%
WHEATLAND PCT 020	160	160	121	0	0	51	94	136	281	1,333	21.08%
WHEATLAND PCT 021	185	185	128	0	0	73	108	132	313	1,382	22.65%
WHEATLAND PCT 022	153	153	62	0	0	65	51	99	215	1,497	14.36%
WHEATLAND PCT 023	46	46	16	0	0	24	13	25	62	502	12.35%
WHEATLAND PCT 024	156	156	113	0	0	51	105	113	269	1,242	21.66%
WHEATLAND PCT 037	169	169	103	0	0	74	108	90	272	1,354	20.09%
Totals	5,709	5,709	4,105	0	0	2,574	3,527	3,713	9,814	41,379	23.72%

This political subdivision has been canvassed by the election authority in which their principal office is located.

Canvass Results Report

Will County Election Night 4/1/2025

Run Time 12:34 PM

Run Date 04/16/2025

WILL COUNTY, ILLINOIS

CONSOLIDATED ELECTION - APRIL 1, 2025

4/1/2025

Page 463

Official Results

Registered Voters
79978 of 453563 = 17.63%

Precincts Reporting
310 of 310 = 100.00%

REGIONAL BOARD OF SCHOOL TRUSTEES (Grundy & Kendall Counties) For Members of the Regional Board of School Trustees (To serve a full 6-year term) - (Vote for not more than two)

Precinct	Mary Lou Salato Kendall County	Cynthia Christensen Grundy County	Cast Votes	Undervotes	Overvotes	Unresolved write-ins	Vote by Mail Ballots Cast	Early Voting Ballots Cast	Election Day Voting Ballots Cast	Total Ballots Cast	Registered Voters	Turnout Percentage
WHEATLAND PCT 023	36	34	70	64	0	0	18	16	33	67	542	12.36%
WHEATLAND PCT 031	128	102	230	282	0	0	80	47	129	256	1,410	18.16%
WHEATLAND PCT 032	213	162	375	371	0	0	89	91	193	373	1,802	20.70%
WHEATLAND PCT 033	208	151	359	329	0	0	81	69	194	344	1,682	20.45%
WHEATLAND PCT 034	169	139	308	304	0	0	71	44	191	306	1,390	22.01%
WHEATLAND PCT 035	160	141	301	329	0	0	116	88	111	315	1,138	27.68%
WHEATLAND PCT 036	100	70	170	144	0	0	60	26	71	157	919	17.08%
WILMINGTON PCT 002	0	0	0	0	0	0	0	0	0	0	0	0.00%
Totals	1,014	799	1,813	1,823	0	0	515	381	922	1,818	8,883	20.47%

This political subdivision has been canvassed by the election authority in which their principal office is located.

Canvass Results Report

Will County Election Night 4/1/2025

Run Time 12:34 PM

Run Date 04/16/2025

WILL COUNTY, ILLINOIS

CONSOLIDATED ELECTION - APRIL 1, 2025

4/1/2025

Page 464

Official Results

Registered Voters

79978 of 453563 = 17.63%

Precincts Reporting

310 of 310 = 100.00%

REGIONAL BOARD OF SCHOOL TRUSTEES (Iroquois & Kankakee Counties) For Members of the Regional Board of School Trustees (To serve a full 6-year term) - (Vote for not more than three)

Precinct	Ed Brown Kankakee County	Cast Votes	Undervotes	Overvotes	Unresolved write-ins	Vote by Mail Ballots Cast	Early Voting Ballots Cast	Election Day Voting Ballots Cast	Total Ballots Cast	Registered Voters	Turnout Percentage
WESLEY PCT 001	5	5	2	0	0	3	0	4	7	20	35.00%
Totals	5	5	2	0	0	3	0	4	7	20	35.00%

This political subdivision has been canvassed by the election authority in which their principal office is located.

Canvass Results Report

Will County Election Night 4/1/2025

Run Time 12:34 PM
Run Date 04/16/2025

WILL COUNTY, ILLINOIS

CONSOLIDATED ELECTION - APRIL 1, 2025

4/1/2025
Page 465

Official Results

Registered Voters
79978 of 453563 = 17.63%
Precincts Reporting
310 of 310 = 100.00%

REGIONAL BOARD OF SCHOOL TRUSTEES (Will County) For Members of the Regional Board of School Trustees (To serve a full 6-year term) - (Vote for not more than two)

Precinct	Nancy Terlep Bartels* Jackson Twp 34N Range 10E	Eric Bermacki* - (W) Na-Au-Say Twp 36N Range 8E	Cast Votes	Undervotes	Overvotes	Unresolved write-ins	Vote by Mail Ballots Cast	Early Voting Ballots Cast	Election Day Voting Ballots Cast	Total Ballots Cast	Registered Voters	Turnout Percentage
CHANNAHON PCT 001	153	0	153	333	0	0	50	42	151	243	1,433	16.96%
CHANNAHON PCT 002	207	0	207	415	0	0	75	41	195	311	1,820	17.09%
CHANNAHON PCT 003	154	0	154	326	0	0	65	43	132	240	1,574	15.25%
CHANNAHON PCT 004	133	0	133	279	0	0	47	32	127	206	1,234	16.69%
CHANNAHON PCT 005	129	0	129	277	0	0	39	27	137	203	1,633	12.43%
CRETE PCT 001	76	0	76	144	0	0	22	17	71	110	1,278	8.61%
CRETE PCT 002	178	0	178	300	0	0	38	37	164	239	1,415	16.89%
CRETE PCT 003	235	0	235	489	0	0	69	59	234	362	1,339	27.04%
CRETE PCT 004	138	0	138	288	0	0	68	20	125	213	1,327	16.05%
CRETE PCT 005	93	0	93	173	0	0	37	16	80	133	1,333	9.98%
CRETE PCT 006	125	0	125	223	0	0	77	20	77	174	1,297	13.42%
CRETE PCT 007	78	0	78	152	0	0	44	10	61	115	1,260	9.13%
CRETE PCT 008	156	0	156	312	0	0	42	29	163	234	1,397	16.75%
CRETE PCT 009	142	0	142	266	0	0	55	26	123	204	1,250	16.32%
CRETE PCT 010	37	0	37	65	0	0	21	4	26	51	1,056	4.83%
CRETE PCT 011	86	0	86	176	0	0	50	18	63	131	1,102	11.89%
CRETE PCT 012	77	0	77	151	0	0	37	11	66	114	1,045	10.91%
CUSTER PCT 001	123	0	123	271	0	0	40	7	150	197	956	20.61%
DUPAGE PCT 001	0	0	0	0	0	0	0	0	0	0	1	0.00%
DUPAGE PCT 004	38	0	38	76	0	0	15	22	20	57	569	10.02%
DUPAGE PCT 005	138	0	138	256	0	0	55	45	97	197	1,125	17.51%

Canvass Results Report

Will County Election Night 4/1/2025

Run Time 12:34 PM
Run Date 04/16/2025

WILL COUNTY, ILLINOIS

CONSOLIDATED ELECTION - APRIL 1, 2025

4/1/2025
Page 466

Official Results

Registered Voters
79978 of 453563 = 17.63%
Precincts Reporting
310 of 310 = 100.00%

REGIONAL BOARD OF SCHOOL TRUSTEES (Will County) For Members of the Regional Board of School Trustees (To serve a full 6-year term) - (Vote for not more than two)

Precinct	Nancy Terlep Bartels* Jackson Twp 34N Range 10E	Eric Bernacki *- (W) Na-Au-Say Twp 36N Range 8E	Cast Votes	Undervotes	Overvotes	Unresolved write-ins	Vote by Mail Ballots Cast	Early Voting Ballots Cast	Election Day Voting Ballots Cast	Total Ballots Cast	Registered Voters	Turnout Percentage
DUPAGE PCT 006	160	0	160	278	0	0	64	59	96	219	1,190	18.40%
DUPAGE PCT 008	143	0	143	229	0	0	40	68	78	186	1,344	13.84%
DUPAGE PCT 009	96	0	96	182	0	0	32	35	72	139	1,153	12.06%
DUPAGE PCT 010	166	0	166	316	0	0	63	83	95	241	1,682	14.33%
DUPAGE PCT 011	180	0	180	306	0	0	60	98	85	243	1,432	16.97%
DUPAGE PCT 012	164	0	164	300	0	0	85	64	83	232	1,271	18.25%
DUPAGE PCT 013	162	0	162	250	0	0	66	50	90	206	1,707	12.07%
DUPAGE PCT 014	145	0	145	317	0	0	70	88	73	231	1,484	15.57%
DUPAGE PCT 015	164	0	164	322	0	0	69	66	108	243	1,517	16.02%
DUPAGE PCT 016	154	0	154	280	0	0	60	45	112	217	1,406	15.43%
DUPAGE PCT 017	164	0	164	340	0	0	65	78	109	252	1,721	14.64%
DUPAGE PCT 018	144	1	145	271	0	0	55	59	94	208	1,422	14.63%
DUPAGE PCT 019	138	0	138	256	0	0	34	92	71	197	1,430	13.78%
DUPAGE PCT 020	113	0	113	199	0	0	40	51	65	156	1,318	11.84%
DUPAGE PCT 021	143	0	143	229	0	0	36	58	92	186	1,594	11.67%
DUPAGE PCT 022	162	0	162	278	0	0	40	68	112	220	1,653	13.31%
DUPAGE PCT 023	144	0	144	268	0	0	51	57	98	206	1,847	11.15%
DUPAGE PCT 024	139	0	139	305	0	0	67	72	83	222	1,455	15.26%
DUPAGE PCT 025	145	0	145	227	0	0	60	48	78	186	1,250	14.88%
DUPAGE PCT 026	112	0	112	216	0	0	23	57	84	164	1,284	12.77%
DUPAGE PCT 027	133	0	133	259	0	0	55	70	71	196	1,616	12.13%

Canvass Results Report

Will County Election Night 4/1/2025

Run Time 12:34 PM

Run Date 04/16/2025

WILL COUNTY, ILLINOIS

CONSOLIDATED ELECTION - APRIL 1, 2025

4/1/2025

Page 467

Official Results

Registered Voters

79978 of 453563 = 17.63%

Precincts Reporting

310 of 310 = 100.00%

REGIONAL BOARD OF SCHOOL TRUSTEES (Will County) For Members of the Regional Board of School Trustees (To serve a full 6-year term) - (Vote for not more than two)

Precinct	Nancy Terlep Bartels * Jackson Twp 34N Range 10E	Eric Bernacki* - (W) Na-Au-Say Twp 36N Range 8E	Cast Votes	Undervotes	Overvotes	Unresolved write-ins	Vote by Mail Ballots Cast	Early Voting Ballots Cast	Election Day Voting Ballots Cast	Total Ballots Cast	Registered Voters	Turnout Percentage
DUPAGE PCT 028	124	0	124	196	0	0	42	47	71	160	1,622	9.86%
DUPAGE PCT 029	130	0	130	250	0	0	36	39	115	190	1,691	11.24%
DUPAGE PCT 030	110	0	110	200	0	0	33	50	72	155	1,364	11.36%
DUPAGE PCT 031	77	0	77	161	0	0	27	30	62	119	863	13.79%
DUPAGE PCT 032	138	0	138	228	0	0	40	20	123	183	1,862	9.83%
DUPAGE PCT 033	130	0	130	216	0	0	62	28	83	173	1,466	11.80%
DUPAGE PCT 034	205	0	205	359	0	0	118	14	150	282	996	28.31%
DUPAGE PCT 035	38	1	39	59	0	0	19	9	21	49	1,202	4.08%
DUPAGE PCT 036	148	0	148	264	0	0	59	28	119	206	1,908	10.80%
DUPAGE PCT 037	92	0	92	206	0	0	36	16	97	149	1,450	10.28%
FLORENCE PCT 001	105	0	105	235	0	0	37	10	123	170	673	25.26%
FRANKFORT PCT 001	218	0	218	492	0	0	64	90	201	355	1,938	18.32%
FRANKFORT PCT 002	216	0	216	516	0	0	112	107	147	366	1,520	24.08%
FRANKFORT PCT 003	246	0	246	608	0	0	83	156	188	427	1,659	25.74%
FRANKFORT PCT 004	179	0	179	411	0	0	81	73	141	295	1,403	21.03%
FRANKFORT PCT 005	276	1	277	565	0	0	101	97	223	421	2,019	20.85%
FRANKFORT PCT 006	220	0	220	488	0	0	51	81	222	354	1,417	24.98%
FRANKFORT PCT 007	205	0	205	397	0	0	62	80	159	301	1,358	22.16%
FRANKFORT PCT 008	152	0	152	320	0	0	61	81	94	236	1,372	17.20%
FRANKFORT PCT 009	185	0	185	465	0	0	104	100	121	325	1,494	21.75%
FRANKFORT PCT 010	223	1	224	476	0	0	107	106	137	350	1,483	23.60%

Canvass Results Report

Will County Election Night 4/1/2025

Run Time 12:34 PM

Run Date 04/16/2025

WILL COUNTY, ILLINOIS

CONSOLIDATED ELECTION - APRIL 1, 2025

4/1/2025

Page 468

Official Results

Registered Voters
79978 of 453563 = 17.63%

Precincts Reporting
310 of 310 = 100.00%

REGIONAL BOARD OF SCHOOL TRUSTEES (Will County) For Members of the Regional Board of School Trustees (To serve a full 6-year term) - (Vote for not more than two)

Precinct	Nancy Terlep Bartels* Jackson Twp 34N Range 10E	Eric Bernacki* - (W) Na-Au-Say Twp 36N Range 8E	Cast Votes	Undervotes	Overvotes	Unresolved write-ins	Vote by Mail Ballots Cast	Early Voting Ballots Cast	Election Day Voting Ballots Cast	Total Ballots Cast	Registered Voters	Turnout Percentage
FRANKFORT PCT 011	196	0	196	426	0	0	69	117	125	311	1,437	21.64%
FRANKFORT PCT 012	193	0	193	437	0	0	58	74	183	315	1,170	26.92%
FRANKFORT PCT 013	155	0	155	379	0	0	72	47	148	267	1,232	21.67%
FRANKFORT PCT 014	167	0	167	351	0	0	40	74	145	259	1,422	18.21%
FRANKFORT PCT 015	229	0	229	473	0	0	60	124	167	351	1,837	19.11%
FRANKFORT PCT 016	202	0	202	544	0	0	100	125	148	373	1,548	24.10%
FRANKFORT PCT 017	217	0	217	621	0	0	99	92	228	419	1,904	22.01%
FRANKFORT PCT 018	206	0	206	496	0	0	57	87	207	351	1,501	23.38%
FRANKFORT PCT 019	182	4	186	430	0	0	65	105	138	308	1,647	18.70%
FRANKFORT PCT 020	183	0	183	421	0	0	53	108	141	302	1,448	20.86%
FRANKFORT PCT 021	322	0	322	832	0	0	116	170	291	577	1,816	31.77%
FRANKFORT PCT 022	316	0	316	764	0	0	161	214	165	540	1,470	36.73%
FRANKFORT PCT 023	229	0	229	525	0	0	75	148	154	377	1,305	28.89%
FRANKFORT PCT 024	201	2	203	441	0	0	59	111	152	322	1,384	23.27%
FRANKFORT PCT 025	303	1	304	758	0	0	64	210	257	531	1,280	41.48%
FRANKFORT PCT 026	241	0	241	581	0	0	83	170	158	411	1,552	26.48%
FRANKFORT PCT 027	204	0	204	498	0	0	69	115	167	351	1,441	24.36%
FRANKFORT PCT 028	230	0	230	490	0	0	69	146	145	360	2,130	16.90%
GREEN GARDEN PCT 001	196	3	199	485	0	0	58	48	236	342	1,534	22.29%
GREEN GARDEN PCT 002	174	0	174	444	0	0	59	26	224	309	1,589	19.45%
HOMER PCT 001	75	0	75	209	0	0	30	10	102	142	1,500	9.47%

Canvass Results Report

Will County Election Night 4/1/2025

Run Time 12:34 PM

Run Date 04/16/2025

WILL COUNTY, ILLINOIS

CONSOLIDATED ELECTION - APRIL 1, 2025

4/1/2025

Page 469

Official Results

Registered Voters

79978 of 453563 = 17.63%

Precincts Reporting

310 of 310 = 100.00%

REGIONAL BOARD OF SCHOOL TRUSTEES (Will County) For Members of the Regional Board of School Trustees (To serve a full 6-year term) - (Vote for not more than two)

Precinct	Nancy Terlep Bartels* Jackson Twp 34N Range 10E	Eric Bernacki* - (W) Na-Au-Say Twp 36N Range 8E	Cast Votes	Undervotes	Overvotes	Unresolved write-ins	Vote by Mail Ballots Cast	Early Voting Ballots Cast	Election Day Voting Ballots Cast	Total Ballots Cast	Registered Voters	Turnout Percentage
HOMER PCT 002	191	0	191	477	0	0	70	55	209	334	1,617	20.66%
HOMER PCT 003	138	0	138	300	0	0	50	36	133	219	1,290	16.98%
HOMER PCT 004	182	0	182	478	0	0	84	56	190	330	1,471	22.43%
HOMER PCT 005	121	0	121	339	0	0	54	51	125	230	1,151	19.98%
HOMER PCT 006	152	0	152	334	0	0	82	44	117	243	1,455	16.70%
HOMER PCT 007	175	0	175	417	0	0	70	35	191	296	1,454	20.36%
HOMER PCT 008	172	0	172	370	0	0	95	50	126	271	1,423	19.04%
HOMER PCT 009	107	0	107	253	0	0	41	17	122	180	1,190	15.13%
HOMER PCT 010	95	0	95	249	0	0	60	19	93	172	1,002	17.17%
HOMER PCT 011	170	0	170	400	0	0	72	47	166	285	1,470	19.39%
HOMER PCT 012	148	0	148	424	0	0	59	45	182	286	1,550	18.45%
HOMER PCT 013	127	1	128	310	0	0	74	30	115	219	1,650	13.27%
HOMER PCT 014	125	0	125	421	0	0	68	47	158	273	1,554	17.57%
HOMER PCT 015	153	0	153	355	0	0	63	53	138	254	1,899	13.38%
HOMER PCT 016	187	0	187	401	0	0	81	36	177	294	2,208	13.32%
HOMER PCT 017	146	0	146	406	0	0	64	55	157	276	1,573	17.55%
HOMER PCT 018	161	0	161	291	0	0	49	36	141	226	2,017	11.20%
HOMER PCT 019	163	0	163	427	0	0	85	22	188	295	1,694	17.41%
JACKSON PCT 001	167	1	168	262	0	0	46	27	142	215	1,613	13.33%
JACKSON PCT 002	168	0	168	264	0	0	51	32	133	216	1,373	15.73%
JOLIET PCT 001	111	0	111	193	0	0	42	17	93	152	1,403	10.83%

Canvass Results Report

Will County Election Night 4/1/2025

Run Time 12:34 PM
Run Date 04/16/2025

WILL COUNTY, ILLINOIS

CONSOLIDATED ELECTION - APRIL 1, 2025

4/1/2025
Page 470

Official Results

Registered Voters
79978 of 453563 = 17.63%
Precincts Reporting
310 of 310 = 100.00%

REGIONAL BOARD OF SCHOOL TRUSTEES (Will County) For Members of the Regional Board of School Trustees (To serve a full 6-year term) - (Vote for not more than two)

Precinct	Nancy Terlep Bartels* Jackson Twp 34N Range 10E	Eric Bermacki* - (W) Na-Au-Say Twp 36N Range 8E	Cast Votes	Undervotes	Overvotes	Unresolved write-ins	Vote by Mail Ballots Cast	Early Voting Ballots Cast	Election Day Voting Ballots Cast	Total Ballots Cast	Registered Voters	Turnout Percentage
JOLIET PCT 002	158	0	158	262	0	0	56	19	135	210	1,226	17.13%
JOLIET PCT 003	132	0	132	216	0	0	45	23	106	174	1,184	14.70%
JOLIET PCT 004	83	0	83	143	0	0	32	19	62	113	1,220	9.26%
JOLIET PCT 005	70	0	70	102	0	0	24	20	42	86	943	9.12%
JOLIET PCT 006	70	0	70	100	0	0	18	20	47	85	936	9.08%
JOLIET PCT 007	139	0	139	205	0	0	51	28	93	172	1,146	15.01%
JOLIET PCT 008	101	0	101	157	0	0	43	16	70	129	1,059	12.18%
JOLIET PCT 009	166	0	166	268	0	0	75	38	104	217	1,912	11.35%
JOLIET PCT 010	149	1	150	304	0	0	71	29	127	227	1,401	16.20%
JOLIET PCT 011	136	0	136	260	0	0	41	31	126	198	1,329	14.90%
JOLIET PCT 012	67	0	67	143	0	0	26	21	58	105	1,219	8.61%
JOLIET PCT 013	62	0	62	104	0	0	20	25	38	83	1,179	7.04%
JOLIET PCT 014	89	0	89	123	0	0	27	16	63	106	1,132	9.36%
JOLIET PCT 015	66	0	66	88	0	0	24	12	41	77	1,172	6.57%
JOLIET PCT 016	116	0	116	208	0	0	38	28	96	162	1,182	13.71%
JOLIET PCT 017	188	0	188	346	0	0	79	35	153	267	1,310	20.38%
JOLIET PCT 018	283	0	283	571	0	0	106	55	266	427	1,368	31.21%
JOLIET PCT 019	150	2	152	312	0	0	46	51	135	232	1,154	20.10%
JOLIET PCT 020	210	0	210	432	0	0	64	54	203	321	1,111	28.89%
JOLIET PCT 021	69	0	69	115	0	0	15	11	66	92	658	13.98%
JOLIET PCT 022	98	0	98	162	0	0	28	21	81	130	1,025	12.68%

Canvass Results Report

Will County Election Night 4/1/2025

Run Time 12:34 PM

Run Date 04/16/2025

WILL COUNTY, ILLINOIS

CONSOLIDATED ELECTION - APRIL 1, 2025

4/1/2025

Page 471

Official Results

Registered Voters
79978 of 453563 = 17.63%

Precincts Reporting
310 of 310 = 100.00%

REGIONAL BOARD OF SCHOOL TRUSTEES (Will County) For Members of the Regional Board of School Trustees (To serve a full 6-year term) - (Vote for not more than two)

Precinct	Nancy Terlep Bartels* Jackson Twp 34N Range 10E	Eric Bermacki* - (W) Na-Au-Say Twp 36N Range 8E	Cast Votes	Undervotes	Overvotes	Unresolved write-ins	Vote by Mail Ballots Cast	Early Voting Ballots Cast	Election Day Voting Ballots Cast	Total Ballots Cast	Registered Voters	Turnout Percentage
JOLIET PCT 023	59	0	59	113	0	0	29	15	42	86	1,042	8.25%
JOLIET PCT 024	74	0	74	116	0	0	30	10	55	95	1,111	8.55%
JOLIET PCT 025	95	0	95	163	0	0	57	12	60	129	833	15.49%
JOLIET PCT 026	113	0	113	183	0	0	48	26	74	148	1,175	12.60%
JOLIET PCT 027	63	0	63	93	0	0	12	18	48	78	885	8.81%
JOLIET PCT 028	69	0	69	113	0	0	21	14	56	91	891	10.21%
JOLIET PCT 029	95	0	95	135	0	0	37	24	54	115	1,191	9.66%
JOLIET PCT 030	82	1	83	123	0	0	26	9	68	103	1,207	8.53%
JOLIET PCT 031	114	0	114	204	0	0	44	35	80	159	1,197	13.28%
JOLIET PCT 032	80	0	80	108	0	0	25	22	47	94	881	10.67%
JOLIET PCT 033	71	0	71	141	0	0	23	8	75	106	1,065	9.95%
JOLIET PCT 034	80	0	80	116	0	0	27	25	46	98	973	10.07%
JOLIET PCT 035	142	0	142	216	0	0	57	41	81	179	1,143	15.66%
JOLIET PCT 036	88	0	88	120	0	0	34	20	50	104	936	11.11%
JOLIET PCT 037	120	0	120	166	0	0	62	19	62	143	1,211	11.81%
LOCKPORT PCT 001	446	0	446	820	0	0	243	49	341	633	1,833	34.53%
LOCKPORT PCT 002	144	0	144	250	0	0	61	32	104	197	1,791	11.00%
LOCKPORT PCT 003	123	0	123	207	0	0	55	12	98	165	1,651	9.99%
LOCKPORT PCT 004	120	0	120	190	0	0	65	18	72	155	1,415	10.95%
LOCKPORT PCT 005	234	0	234	500	0	0	74	82	211	367	1,416	25.92%
LOCKPORT PCT 006	108	0	108	170	0	0	71	14	54	139	1,981	7.02%

Canvass Results Report

Will County Election Night 4/1/2025

Run Time 12:34 PM
Run Date 04/16/2025

WILL COUNTY, ILLINOIS

CONSOLIDATED ELECTION - APRIL 1, 2025

4/1/2025
Page 472

Official Results

Registered Voters
79978 of 453563 = 17.63%
Precincts Reporting
310 of 310 = 100.00%

REGIONAL BOARD OF SCHOOL TRUSTEES (Will County) For Members of the Regional Board of School Trustees (To serve a full 6-year term) - (Vote for not more than two)

Precinct	Nancy Terlep Bartels* Jackson Twp 34N Range 10E	Eric Bernacki* - (W) Na-Au-Say Twp 36N Range 8E	Cast Votes	Undervotes	Overvotes	Unresolved write-ins	Vote by Mail Ballots Cast	Early Voting Ballots Cast	Election Day Voting Ballots Cast	Total Ballots Cast	Registered Voters	Turnout Percentage
LOCKPORT PCT 007	120	0	120	190	0	0	43	22	90	155	1,897	8.17%
LOCKPORT PCT 008	84	0	84	138	0	0	32	26	53	111	1,618	6.86%
LOCKPORT PCT 009	323	0	323	617	0	0	189	36	245	470	2,114	22.23%
LOCKPORT PCT 010	208	0	208	442	0	0	52	62	211	325	1,466	22.17%
LOCKPORT PCT 011	251	1	252	534	0	0	81	108	204	393	1,449	27.12%
LOCKPORT PCT 012	215	0	215	487	0	0	78	79	194	351	1,541	22.78%
LOCKPORT PCT 013	663	0	663	1,129	0	0	232	102	562	896	1,968	45.53%
LOCKPORT PCT 014	227	1	228	418	0	0	71	33	219	323	1,340	24.10%
LOCKPORT PCT 015	198	0	198	306	0	0	46	17	189	252	1,301	19.37%
LOCKPORT PCT 016	225	0	225	479	0	0	67	86	199	352	1,508	23.34%
LOCKPORT PCT 017	262	0	262	642	0	0	87	123	242	452	1,441	31.37%
LOCKPORT PCT 018	189	0	189	447	0	0	79	78	161	318	1,623	19.59%
LOCKPORT PCT 019	289	0	289	565	0	0	120	95	212	427	1,508	28.32%
LOCKPORT PCT 020	235	0	235	445	0	0	78	36	226	340	1,204	28.24%
LOCKPORT PCT 021	183	0	183	301	0	0	79	28	135	242	1,384	17.49%
LOCKPORT PCT 022	183	0	183	353	0	0	55	34	179	268	1,099	24.39%
LOCKPORT PCT 023	141	0	141	261	0	0	39	22	140	201	1,033	19.46%
LOCKPORT PCT 024	76	0	76	132	0	0	21	18	65	104	842	12.35%
MANHATTAN PCT 001	247	0	247	553	0	0	89	61	250	400	1,676	23.87%
MANHATTAN PCT 002	295	0	295	765	0	0	73	135	322	530	2,033	26.07%
MANHATTAN PCT 003	170	0	170	362	0	0	46	59	161	266	1,366	19.47%

Canvass Results Report

Will County Election Night 4/1/2025

Run Time 12:34 PM

Run Date 04/16/2025

WILL COUNTY, ILLINOIS

CONSOLIDATED ELECTION - APRIL 1, 2025

4/1/2025

Page 473

Official Results

Registered Voters
79978 of 453563 = 17.63%

Precincts Reporting
310 of 310 = 100.00%

REGIONAL BOARD OF SCHOOL TRUSTEES (Will County) For Members of the Regional Board of School Trustees (To serve a full 6-year term) - (Vote for not more than two)

Precinct	Nancy Terlep Bartels* Jackson Twp 34N Range 10E	Eric Bermacki* - (W) Na-Au-Say Twp 36N Range 8E	Cast Votes	Undervotes	Overvotes	Unresolved write-ins	Vote by Mail Ballots Cast	Early Voting Ballots Cast	Election Day Voting Ballots Cast	Total Ballots Cast	Registered Voters	Turnout Percentage
MANHATTAN PCT 004	227	0	227	559	0	0	41	109	243	393	1,617	24.30%
MANHATTAN PCT 005	226	0	226	500	0	0	60	107	196	363	1,890	19.21%
MONEE PCT 001	70	0	70	116	0	0	54	7	32	93	1,108	8.39%
MONEE PCT 002	119	0	119	191	0	0	42	21	92	155	1,293	11.99%
MONEE PCT 003	204	0	204	392	0	0	52	12	234	298	1,443	20.65%
MONEE PCT 004	286	0	286	470	0	0	72	44	262	378	1,569	24.09%
MONEE PCT 005	135	0	135	201	0	0	27	26	115	168	1,066	15.76%
MONEE PCT 006	105	0	105	181	0	0	24	16	103	143	827	17.29%
MONEE PCT 007	193	0	193	315	0	0	38	47	169	254	1,181	21.51%
MONEE PCT 008	192	0	192	372	0	0	50	17	215	282	1,365	20.66%
NEW LENOX PCT 001	74	0	74	188	0	0	39	16	76	131	1,386	9.45%
NEW LENOX PCT 002	176	0	176	342	0	0	85	38	136	259	1,861	13.92%
NEW LENOX PCT 003	99	0	99	229	0	0	51	18	95	164	1,212	13.53%
NEW LENOX PCT 004	100	0	100	212	0	0	35	23	98	156	990	15.76%
NEW LENOX PCT 005	111	0	111	295	0	0	50	42	111	203	1,337	15.18%
NEW LENOX PCT 006	120	0	120	288	0	0	49	33	122	204	1,509	13.52%
NEW LENOX PCT 007	158	2	160	406	0	0	107	74	102	283	1,696	16.69%
NEW LENOX PCT 008	115	0	115	299	0	0	63	44	100	207	1,330	15.56%
NEW LENOX PCT 009	59	0	59	155	0	0	23	12	72	107	946	11.31%
NEW LENOX PCT 010	215	1	216	410	0	0	77	78	158	313	1,630	19.20%
NEW LENOX PCT 011	179	0	179	381	0	0	54	61	165	280	1,845	15.18%

Canvass Results Report

Will County Election Night 4/1/2025

Run Time 12:34 PM

Run Date 04/16/2025

WILL COUNTY, ILLINOIS

CONSOLIDATED ELECTION - APRIL 1, 2025

4/1/2025

Page 474

Official Results

Registered Voters
79978 of 453563 = 17.63%

Precincts Reporting
310 of 310 = 100.00%

REGIONAL BOARD OF SCHOOL TRUSTEES (Will County) For Members of the Regional Board of School Trustees (To serve a full 6-year term) - (Vote for not more than two)

Precinct	Nancy Terlep Bartels* Jackson Twp 34N Range 10E	Eric Bermacki* - (W) Na-Au-Say Twp 36N Range 8E	Cast Votes	Undervotes	Overvotes	Unresolved write-ins	Vote by Mail Ballots Cast	Early Voting Ballots Cast	Election Day Voting Ballots Cast	Total Ballots Cast	Registered Voters	Turnout Percentage
NEW LENOX PCT 012	113	0	113	277	0	0	51	33	111	195	1,415	13.78%
NEW LENOX PCT 013	157	0	157	385	0	0	81	43	147	271	1,772	15.29%
NEW LENOX PCT 014	169	0	169	385	0	0	64	49	164	277	2,109	13.13%
NEW LENOX PCT 015	114	0	114	272	0	0	64	32	97	193	1,526	12.65%
NEW LENOX PCT 016	134	0	134	312	0	0	76	39	108	223	1,343	16.60%
NEW LENOX PCT 017	172	0	172	358	0	0	85	61	119	265	1,371	19.33%
NEW LENOX PCT 018	129	0	129	267	0	0	53	30	115	198	1,780	11.12%
NEW LENOX PCT 019	104	0	104	300	0	0	51	39	112	202	2,082	9.70%
NEW LENOX PCT 020	188	0	188	440	0	0	106	57	151	314	2,268	13.84%
PEOTONE PCT 001	298	0	298	782	0	0	65	15	460	540	1,495	36.12%
PEOTONE PCT 002	332	0	332	716	0	0	97	22	405	524	1,549	33.83%
PLAINFIELD PCT 001	233	0	233	489	0	0	88	80	193	361	1,632	22.12%
PLAINFIELD PCT 002	227	0	227	469	0	0	96	88	164	348	1,641	21.21%
PLAINFIELD PCT 003	212	0	212	462	0	0	91	86	160	337	1,561	21.59%
PLAINFIELD PCT 004	98	0	98	192	0	0	36	13	96	145	1,445	10.03%
PLAINFIELD PCT 005	99	0	99	159	0	0	59	8	62	129	1,490	8.66%
PLAINFIELD PCT 006	50	0	50	78	0	0	15	3	46	64	958	6.68%
PLAINFIELD PCT 007	109	0	109	175	0	0	62	17	63	142	1,957	7.26%
PLAINFIELD PCT 008	296	0	296	588	0	0	104	96	242	442	1,717	25.74%
PLAINFIELD PCT 009	309	0	309	721	0	0	108	161	246	515	1,953	26.37%
PLAINFIELD PCT 010	272	0	272	654	0	0	105	141	217	463	1,259	36.78%

Canvass Results Report

Will County Election Night 4/1/2025

Run Time 12:34 PM
Run Date 04/16/2025

WILL COUNTY, ILLINOIS

CONSOLIDATED ELECTION - APRIL 1, 2025

4/1/2025
Page 475

Official Results

Registered Voters
79978 of 453563 = 17.63%
Precincts Reporting
310 of 310 = 100.00%

REGIONAL BOARD OF SCHOOL TRUSTEES (Will County) For Members of the Regional Board of School Trustees (To serve a full 6-year term) - (Vote for not more than two)

Precinct	Nancy Terlep Bartels* Jackson Twp 34N Range 10E	Eric Bernacki* - (W) Na-Au-Say Twp 36N Range 8E	Cast Votes	Undervotes	Overvotes	Unresolved write-ins	Vote by Mail Ballots Cast	Early Voting Ballots Cast	Election Day Voting Ballots Cast	Total Ballots Cast	Registered Voters	Turnout Percentage
PLAINFIELD PCT 011	52	0	52	66	0	0	24	3	32	59	804	7.34%
PLAINFIELD PCT 012	137	0	137	249	0	0	72	16	105	193	1,689	11.43%
PLAINFIELD PCT 013	403	0	403	861	0	0	176	172	284	632	2,743	23.04%
PLAINFIELD PCT 014	309	0	309	701	0	0	133	140	232	505	1,976	25.56%
PLAINFIELD PCT 015	294	0	294	652	0	0	155	114	204	473	2,022	23.39%
PLAINFIELD PCT 016	231	0	231	475	0	0	112	64	177	353	1,762	20.03%
PLAINFIELD PCT 017	105	0	105	193	0	0	60	13	76	149	1,712	8.70%
PLAINFIELD PCT 018	112	1	113	197	0	0	50	15	90	155	1,279	12.12%
PLAINFIELD PCT 019	130	0	130	226	0	0	40	35	103	178	1,865	9.54%
PLAINFIELD PCT 020	164	1	165	307	0	0	99	44	93	236	1,780	13.26%
PLAINFIELD PCT 021	130	0	130	270	0	0	71	30	99	200	1,242	16.10%
PLAINFIELD PCT 022	100	0	100	208	0	0	57	32	65	154	1,090	14.13%
PLAINFIELD PCT 023	129	0	129	213	0	0	49	24	98	171	1,105	15.48%
PLAINFIELD PCT 024	190	0	190	338	0	0	97	18	149	264	1,224	21.57%
PLAINFIELD PCT 025	128	1	129	201	0	0	65	19	81	165	1,792	9.21%
PLAINFIELD PCT 026	116	0	116	232	0	0	61	26	87	174	2,137	8.14%
PLAINFIELD PCT 027	81	0	81	171	0	0	48	12	66	126	1,276	9.87%
PLAINFIELD PCT 028	101	2	103	185	0	0	48	15	81	144	1,539	9.36%
PLAINFIELD PCT 029	121	1	122	206	0	0	61	16	87	164	1,363	12.03%
PLAINFIELD PCT 030	121	0	121	231	0	0	57	23	96	176	1,312	13.41%
PLAINFIELD PCT 031	116	0	116	228	0	0	61	29	82	172	1,331	12.92%

Canvass Results Report

Will County Election Night 4/1/2025

Run Time 12:34 PM

Run Date 04/16/2025

WILL COUNTY, ILLINOIS

CONSOLIDATED ELECTION - APRIL 1, 2025

4/1/2025

Page 476

Official Results

Registered Voters
79978 of 453563 = 17.63%

Precincts Reporting
310 of 310 = 100.00%

REGIONAL BOARD OF SCHOOL TRUSTEES (Will County) For Members of the Regional Board of School Trustees (To serve a full 6-year term) - (Vote for not more than two)

Precinct	Nancy Terlep Bartels* Jackson Twp 34N Range 10E	Eric Bermacki* - (W) Na-Au-Say Twp 36N Range 8E	Cast Votes	Undervotes	Overvotes	Unresolved write-ins	Vote by Mail Ballots Cast	Early Voting Ballots Cast	Election Day Voting Ballots Cast	Total Ballots Cast	Registered Voters	Turnout Percentage
PLAINFIELD PCT 032	131	0	131	213	0	0	63	16	93	172	1,313	13.10%
PLAINFIELD PCT 033	167	0	167	317	0	0	82	42	118	242	1,393	17.37%
PLAINFIELD PCT 034	165	1	166	306	0	0	64	20	152	236	1,472	16.03%
PLAINFIELD PCT 035	107	0	107	209	0	0	49	13	96	158	1,431	11.04%
REED PCT 001	280	0	280	642	0	0	43	75	343	461	1,549	29.76%
REED PCT 002	315	0	315	671	0	0	64	90	339	493	1,714	28.76%
REED PCT 003	279	0	279	609	0	0	55	92	297	444	1,556	28.53%
TROY PCT 001	120	0	120	218	0	0	66	14	89	169	2,852	5.93%
TROY PCT 002	70	0	70	128	0	0	29	15	55	99	1,840	5.38%
TROY PCT 003	114	0	114	192	0	0	53	10	90	153	1,250	12.24%
TROY PCT 004	141	0	141	237	0	0	46	27	116	189	1,218	15.52%
TROY PCT 005	148	0	148	280	0	0	86	36	92	214	1,095	19.54%
TROY PCT 006	73	0	73	127	0	0	27	11	62	100	933	10.72%
TROY PCT 007	130	0	130	230	0	0	86	43	51	180	2,124	8.47%
TROY PCT 008	198	0	198	380	0	0	102	40	147	289	2,057	14.05%
TROY PCT 009	134	0	134	278	0	0	45	39	122	206	1,277	16.13%
TROY PCT 010	130	1	131	227	0	0	44	36	99	179	1,738	10.30%
TROY PCT 011	250	0	250	604	0	0	106	96	225	427	1,554	27.48%
TROY PCT 012	134	0	134	286	0	0	34	41	135	210	874	24.03%
TROY PCT 013	214	0	214	426	0	0	113	65	142	320	1,827	17.52%
TROY PCT 014	160	0	160	352	0	0	79	35	142	256	1,956	13.09%

Canvass Results Report

Will County Election Night 4/1/2025

Run Time 12:34 PM
Run Date 04/16/2025

WILL COUNTY, ILLINOIS

CONSOLIDATED ELECTION - APRIL 1, 2025

4/1/2025
Page 477

Official Results

Registered Voters
79978 of 453563 = 17.63%
Precincts Reporting
310 of 310 = 100.00%

REGIONAL BOARD OF SCHOOL TRUSTEES (Will County) For Members of the Regional Board of School Trustees (To serve a full 6-year term) - (Vote for not more than two)

Precinct	Nancy Terlep Bartels* Jackson Twp 34N Range 10E	Eric Bernacki* - (W) Na-Au-Say Twp 36N Range 8E	Cast Votes	Undervotes	Overvotes	Unresolved write-ins	Vote by Mail Ballots Cast	Early Voting Ballots Cast	Election Day Voting Ballots Cast	Total Ballots Cast	Registered Voters	Turnout Percentage
TROY PCT 015	90	0	90	248	0	0	45	31	93	169	1,294	13.06%
TROY PCT 016	229	0	229	455	0	0	99	77	166	342	1,897	18.03%
TROY PCT 017	140	0	140	284	0	0	59	51	102	212	1,672	12.68%
TROY PCT 018	125	0	125	241	0	0	56	29	98	183	1,583	11.56%
TROY PCT 019	90	0	90	176	0	0	23	32	78	133	1,839	7.23%
TROY PCT 020	87	1	88	180	0	0	33	35	66	134	1,661	8.07%
TROY PCT 021	81	0	81	185	0	0	36	20	77	133	1,719	7.74%
TROY PCT 022	67	0	67	125	0	0	23	9	64	96	682	14.08%
WASHINGTON PCT 001	169	0	169	439	0	0	36	58	210	304	1,394	21.81%
WASHINGTON PCT 002	154	0	154	338	0	0	24	46	176	246	1,728	14.24%
WASHINGTON PCT 003	126	0	126	288	0	0	39	30	138	207	1,303	15.89%
WESLEY PCT 001	196	0	196	408	0	0	53	9	240	302	1,491	20.25%
WHEATLAND PCT 001	119	0	119	235	0	0	63	31	83	177	1,293	13.69%
WHEATLAND PCT 016	69	0	69	129	0	0	25	16	58	99	748	13.24%
WHEATLAND PCT 019	0	0	0	0	0	0	0	0	0	0	9	0.00%
WHEATLAND PCT 022	29	0	29	57	0	0	14	11	18	43	426	10.09%
WHEATLAND PCT 023	64	0	64	148	0	0	32	17	57	106	847	12.51%
WHEATLAND PCT 024	70	0	70	170	0	0	37	28	55	120	708	16.95%
WHEATLAND PCT 025	195	0	195	419	0	0	75	69	163	307	1,722	17.83%
WHEATLAND PCT 026	305	0	305	695	0	0	158	122	220	500	2,208	22.64%
WHEATLAND PCT 027	123	0	123	241	0	0	67	45	70	182	1,160	15.69%

Canvass Results Report

Will County Election Night 4/1/2025

Run Time 12:34 PM

Run Date 04/16/2025

WILL COUNTY, ILLINOIS

CONSOLIDATED ELECTION - APRIL 1, 2025

4/1/2025

Page 478

Official Results

Registered Voters
79978 of 453563 = 17.63%


Precincts Reporting
310 of 310 = 100.00%

REGIONAL BOARD OF SCHOOL TRUSTEES (Will County) For Members of the Regional Board of School Trustees (To serve a full 6-year term) - (Vote for not more than two)

Precinct	Nancy Terlep Bartels* Jackson Twp 34N Range 10E	Eric Bermacki* - (W) Na-Au-Say Twp 36N Range 8E	Cast Votes	Undervotes	Overvotes	Unresolved write-ins	Vote by Mail Ballots Cast	Early Voting Ballots Cast	Election Day Voting Ballots Cast	Total Ballots Cast	Registered Voters	Turnout Percentage
WHEATLAND PCT 028	221	0	221	503	0	0	93	73	196	362	1,965	18.42%
WHEATLAND PCT 029	284	0	284	550	0	0	103	79	235	417	1,826	22.84%
WHEATLAND PCT 030	199	4	203	427	0	0	71	72	172	315	1,831	17.20%
WHEATLAND PCT 036	63	0	63	151	0	0	31	18	58	107	557	19.21%
WHEATLAND PCT 037	9	0	9	23	0	0	1	9	6	16	97	16.49%
WHEATLAND PCT 038	138	0	138	288	0	0	96	38	79	213	1,192	17.87%
WILL PCT 001	140	0	140	372	0	0	34	13	209	256	1,174	21.81%
WILMINGTON PCT 001	205	0	205	553	0	0	68	31	280	379	1,388	27.31%
WILMINGTON PCT 002	194	0	194	380	0	0	44	12	231	287	1,148	25.00%
WILMINGTON PCT 003	298	0	298	632	0	0	82	28	355	465	1,344	34.60%
WILTON PCT 001	114	0	114	282	0	0	27	3	168	198	596	33.22%
Totals	44,571	38	44,609	92,069	0	0	17,208	13,438	37,693	68,339	403,281	16.95%

I, the undersigned do hereby certify that on April 22, 2025, I canvassed the returns of an election held on April 1, 2025 for **REGIONAL BOARD OF SCHOOL TRUSTEES (Will County)** and I proclaim that a total of **69,095** voters requested and received ballots and I do further certify the number of votes received for each candidate for this office, **and the winners are denoted with an asterisk next to his or her name.**

I further certify that the above is a true and complete Abstract of Votes and was prepared in my presence on April 22, 2025.


 Annette Parker, County Clerk
 The County of Will, Illinois

Canvass Results Report

Will County Election Night 4/1/2025

Run Time 12:34 PM

Run Date 04/16/2025

WILL COUNTY, ILLINOIS

CONSOLIDATED ELECTION - APRIL 1, 2025

4/1/2025

Page 479

Official Results

Registered Voters
79978 of 453563 = 17.63%

Precincts Reporting
310 of 310 = 100.00%

REGIONAL BOARD OF SCHOOL TRUSTEES (Will County) For Members of the Regional Board of School Trustees (To serve an unexpired 4-year term) - (Vote for not more than two)

Precinct	Kate Heisner* Will Twp 33N Range 13E	Dave Medema* Dupage Twp 37N Range 10E	Cast Votes	Undervotes	Overvotes	Unresolved write-ins	Vote by Mail Ballots Cast	Early Voting Ballots Cast	Election Day Voting Ballots Cast	Total Ballots Cast	Registered Voters	Turnout Percentage
CHANNAHON PCT 001	148	119	267	219	0	0	50	42	151	243	1,433	16.96%
CHANNAHON PCT 002	187	148	335	287	0	0	75	41	195	311	1,820	17.09%
CHANNAHON PCT 003	152	116	268	212	0	0	65	43	132	240	1,574	15.25%
CHANNAHON PCT 004	138	99	237	175	0	0	47	32	127	206	1,234	16.69%
CHANNAHON PCT 005	115	100	215	191	0	0	39	27	137	203	1,633	12.43%
CRETE PCT 001	71	41	112	108	0	0	22	17	71	110	1,278	8.61%
CRETE PCT 002	174	116	290	188	0	0	38	37	164	239	1,415	16.89%
CRETE PCT 003	230	162	392	332	0	0	69	59	234	362	1,339	27.04%
CRETE PCT 004	135	105	240	186	0	0	68	20	125	213	1,327	16.05%
CRETE PCT 005	91	57	148	118	0	0	37	16	80	133	1,333	9.98%
CRETE PCT 006	124	93	217	131	0	0	77	20	77	174	1,297	13.42%
CRETE PCT 007	78	55	133	97	0	0	44	10	61	115	1,260	9.13%
CRETE PCT 008	154	103	257	211	0	0	42	29	163	234	1,397	16.75%
CRETE PCT 009	144	104	248	160	0	0	55	26	123	204	1,250	16.32%
CRETE PCT 010	39	22	61	41	0	0	21	4	26	51	1,056	4.83%
CRETE PCT 011	85	67	152	110	0	0	50	18	63	131	1,102	11.89%
CRETE PCT 012	78	66	144	84	0	0	37	11	66	114	1,045	10.91%
CUSTER PCT 001	124	78	202	192	0	0	40	7	150	197	956	20.61%
DUPAGE PCT 001	0	0	0	0	0	0	0	0	0	0	1	0.00%
DUPAGE PCT 004	38	30	68	46	0	0	15	22	20	57	569	10.02%
DUPAGE PCT 005	128	122	250	144	0	0	55	45	97	197	1,125	17.51%

Canvass Results Report

Will County Election Night 4/1/2025

Run Time 12:34 PM

Run Date 04/16/2025

WILL COUNTY, ILLINOIS

CONSOLIDATED ELECTION - APRIL 1, 2025

4/1/2025

Page 480

Official Results

Registered Voters

79978 of 453563 = 17.63%

Precincts Reporting

310 of 310 = 100.00%

REGIONAL BOARD OF SCHOOL TRUSTEES (Will County) For Members of the Regional Board of School Trustees (To serve an unexpired 4-year term) - (Vote for not more than two)

Precinct	Kate Heisner* Will Twp 33N Range 13E	Dave Medema* Dupage Twp 37N Range 10E	Cast Votes	Undervotes	Overvotes	Unresolved write-ins	Vote by Mail Ballots Cast	Early Voting Ballots Cast	Election Day Voting Ballots Cast	Total Ballots Cast	Registered Voters	Turnout Percentage
DUPAGE PCT 006	147	123	270	168	0	0	64	59	96	219	1,190	18.40%
DUPAGE PCT 008	143	113	256	116	0	0	40	68	78	186	1,344	13.84%
DUPAGE PCT 009	100	75	175	103	0	0	32	35	72	139	1,153	12.06%
DUPAGE PCT 010	151	131	282	200	0	0	63	83	95	241	1,682	14.33%
DUPAGE PCT 011	176	144	320	166	0	0	60	98	85	243	1,432	16.97%
DUPAGE PCT 012	158	134	292	172	0	0	85	64	83	232	1,271	18.25%
DUPAGE PCT 013	159	132	291	121	0	0	66	50	90	206	1,707	12.07%
DUPAGE PCT 014	140	129	269	193	0	0	70	88	73	231	1,484	15.57%
DUPAGE PCT 015	158	131	289	197	0	0	69	66	108	243	1,517	16.02%
DUPAGE PCT 016	146	122	268	166	0	0	60	45	112	217	1,406	15.43%
DUPAGE PCT 017	151	128	279	225	0	0	65	78	109	252	1,721	14.64%
DUPAGE PCT 018	144	124	268	148	0	0	55	59	94	208	1,422	14.63%
DUPAGE PCT 019	130	112	242	152	0	0	34	92	71	197	1,430	13.78%
DUPAGE PCT 020	111	91	202	110	0	0	40	51	65	156	1,318	11.84%
DUPAGE PCT 021	134	120	254	118	0	0	36	58	92	186	1,594	11.67%
DUPAGE PCT 022	155	129	284	156	0	0	40	68	112	220	1,653	13.31%
DUPAGE PCT 023	139	118	257	155	0	0	51	57	98	206	1,847	11.15%
DUPAGE PCT 024	137	117	254	190	0	0	67	72	83	222	1,455	15.26%
DUPAGE PCT 025	137	107	244	128	0	0	60	48	78	186	1,250	14.88%
DUPAGE PCT 026	100	87	187	141	0	0	23	57	84	164	1,284	12.77%
DUPAGE PCT 027	127	102	229	163	0	0	55	70	71	196	1,616	12.13%

Canvass Results Report

Will County Election Night 4/1/2025

Run Time 12:34 PM

Run Date 04/16/2025

WILL COUNTY, ILLINOIS

CONSOLIDATED ELECTION - APRIL 1, 2025

4/1/2025

Page 481

Official Results

Registered Voters
79978 of 453563 = 17.63%

Precincts Reporting
310 of 310 = 100.00%

REGIONAL BOARD OF SCHOOL TRUSTEES (Will County) For Members of the Regional Board of School Trustees (To serve an unexpired 4-year term) - (Vote for not more than two)

Precinct	Kate Heisner* Will Twp 33N Range 13E	Dave Medema* Dupage Twp 37N Range 10E	Cast Votes	Undervotes	Overvotes	Unresolved write-ins	Vote by Mail Ballots Cast	Early Voting Ballots Cast	Election Day Voting Ballots Cast	Total Ballots Cast	Registered Voters	Turnout Percentage
DUPAGE PCT 028	121	94	215	105	0	0	42	47	71	160	1,622	9.86%
DUPAGE PCT 029	128	115	243	137	0	0	36	39	115	190	1,691	11.24%
DUPAGE PCT 030	108	79	187	123	0	0	33	50	72	155	1,364	11.36%
DUPAGE PCT 031	71	65	136	102	0	0	27	30	62	119	863	13.79%
DUPAGE PCT 032	121	106	227	139	0	0	40	20	123	183	1,862	9.83%
DUPAGE PCT 033	129	112	241	105	0	0	62	28	83	173	1,466	11.80%
DUPAGE PCT 034	185	168	353	211	0	0	118	14	150	282	996	28.31%
DUPAGE PCT 035	36	30	66	32	0	0	19	9	21	49	1,202	4.08%
DUPAGE PCT 036	148	127	275	137	0	0	59	28	119	206	1,908	10.80%
DUPAGE PCT 037	96	76	172	126	0	0	36	16	97	149	1,450	10.28%
FLORENCE PCT 001	108	77	185	155	0	0	37	10	123	170	673	25.26%
FRANKFORT PCT 001	211	177	388	322	0	0	64	90	201	355	1,938	18.32%
FRANKFORT PCT 002	211	178	389	343	0	0	112	107	147	366	1,520	24.08%
FRANKFORT PCT 003	246	196	442	412	0	0	83	156	188	427	1,659	25.74%
FRANKFORT PCT 004	178	134	312	278	0	0	81	73	141	295	1,403	21.03%
FRANKFORT PCT 005	285	205	490	352	0	0	101	97	223	421	2,019	20.85%
FRANKFORT PCT 006	213	163	376	332	0	0	51	81	222	354	1,417	24.98%
FRANKFORT PCT 007	198	164	362	240	0	0	62	80	159	301	1,358	22.16%
FRANKFORT PCT 008	148	119	267	205	0	0	61	81	94	236	1,372	17.20%
FRANKFORT PCT 009	188	147	335	315	0	0	104	100	121	325	1,494	21.75%
FRANKFORT PCT 010	233	188	421	279	0	0	107	106	137	350	1,483	23.60%

Canvass Results Report

Will County Election Night 4/1/2025

Run Time 12:34 PM

Run Date 04/16/2025

WILL COUNTY, ILLINOIS

CONSOLIDATED ELECTION - APRIL 1, 2025

4/1/2025

Page 482

Official Results

Registered Voters
79978 of 453563 = 17.63%

Precincts Reporting
310 of 310 = 100.00%

REGIONAL BOARD OF SCHOOL TRUSTEES (Will County) For Members of the Regional Board of School Trustees (To serve an unexpired 4-year term) - (Vote for not more than two)

Precinct	Kate Heisner* Will Twp 33N Range 13E	Dave Medema* Dupage Twp 37N Range 10E	Cast Votes	Undervotes	Overvotes	Unresolved write-ins	Vote by Mail Ballots Cast	Early Voting Ballots Cast	Election Day Voting Ballots Cast	Total Ballots Cast	Registered Voters	Turnout Percentage
FRANKFORT PCT 011	189	158	347	275	0	0	69	117	125	311	1,437	21.64%
FRANKFORT PCT 012	189	152	341	289	0	0	58	74	183	315	1,170	26.92%
FRANKFORT PCT 013	150	126	276	258	0	0	72	47	148	267	1,232	21.67%
FRANKFORT PCT 014	168	127	295	223	0	0	40	74	145	259	1,422	18.21%
FRANKFORT PCT 015	228	174	402	300	0	0	60	124	167	351	1,837	19.11%
FRANKFORT PCT 016	195	164	359	387	0	0	100	125	148	373	1,548	24.10%
FRANKFORT PCT 017	220	180	400	438	0	0	99	92	228	419	1,904	22.01%
FRANKFORT PCT 018	214	168	382	320	0	0	57	87	207	351	1,501	23.38%
FRANKFORT PCT 019	190	154	344	272	0	0	65	105	138	308	1,647	18.70%
FRANKFORT PCT 020	183	137	320	284	0	0	53	108	141	302	1,448	20.86%
FRANKFORT PCT 021	320	272	592	562	0	0	116	170	291	577	1,816	31.77%
FRANKFORT PCT 022	314	269	583	497	0	0	161	214	165	540	1,470	36.73%
FRANKFORT PCT 023	217	189	406	348	0	0	75	148	154	377	1,305	28.89%
FRANKFORT PCT 024	205	159	364	280	0	0	59	111	152	322	1,384	23.27%
FRANKFORT PCT 025	295	236	531	531	0	0	64	210	257	531	1,280	41.48%
FRANKFORT PCT 026	238	193	431	391	0	0	83	170	158	411	1,552	26.48%
FRANKFORT PCT 027	195	162	357	345	0	0	69	115	167	351	1,441	24.36%
FRANKFORT PCT 028	225	182	407	313	0	0	69	146	145	360	2,130	16.90%
GREEN GARDEN PCT 001	202	123	325	359	0	0	58	48	236	342	1,534	22.29%
GREEN GARDEN PCT 002	195	129	324	294	0	0	59	26	224	309	1,589	19.45%
HOMER PCT 001	77	70	147	137	0	0	30	10	102	142	1,500	9.47%

Canvass Results Report

Will County Election Night 4/1/2025

Run Time 12:34 PM
Run Date 04/16/2025

WILL COUNTY, ILLINOIS

CONSOLIDATED ELECTION - APRIL 1, 2025

4/1/2025
Page 483

Official Results

Registered Voters
79978 of 453563 = 17.63%
Precincts Reporting
310 of 310 = 100.00%

REGIONAL BOARD OF SCHOOL TRUSTEES (Will County) For Members of the Regional Board of School Trustees (To serve an unexpired 4-year term) - (Vote for not more than two)

Precinct	Kate Heisner* Will Twp 33N Range 13E	Dave Medema* Dupage Twp 37N Range 10E	Cast Votes	Undervotes	Overvotes	Unresolved write-ins	Vote by Mail Ballots Cast	Early Voting Ballots Cast	Election Day Voting Ballots Cast	Total Ballots Cast	Registered Voters	Turnout Percentage
HOMER PCT 002	196	172	368	300	0	0	70	55	209	334	1,617	20.66%
HOMER PCT 003	138	108	246	192	0	0	50	36	133	219	1,290	16.98%
HOMER PCT 004	184	161	345	315	0	0	84	56	190	330	1,471	22.43%
HOMER PCT 005	119	109	228	232	0	0	54	51	125	230	1,151	19.98%
HOMER PCT 006	153	135	288	198	0	0	82	44	117	243	1,455	16.70%
HOMER PCT 007	178	147	325	267	0	0	70	35	191	296	1,454	20.36%
HOMER PCT 008	177	152	329	213	0	0	95	50	126	271	1,423	19.04%
HOMER PCT 009	106	86	192	168	0	0	41	17	122	180	1,190	15.13%
HOMER PCT 010	100	89	189	155	0	0	60	19	93	172	1,002	17.17%
HOMER PCT 011	178	149	327	243	0	0	72	47	166	285	1,470	19.39%
HOMER PCT 012	156	138	294	278	0	0	59	45	182	286	1,550	18.45%
HOMER PCT 013	128	101	229	209	0	0	74	30	115	219	1,650	13.27%
HOMER PCT 014	127	109	236	310	0	0	68	47	158	273	1,554	17.57%
HOMER PCT 015	152	112	264	244	0	0	63	53	138	254	1,899	13.38%
HOMER PCT 016	183	149	332	256	0	0	81	36	177	294	2,208	13.32%
HOMER PCT 017	159	128	287	265	0	0	64	55	157	276	1,573	17.55%
HOMER PCT 018	159	127	286	166	0	0	49	36	141	226	2,017	11.20%
HOMER PCT 019	181	155	336	254	0	0	85	22	188	295	1,694	17.41%
JACKSON PCT 001	139	109	248	182	0	0	46	27	142	215	1,613	13.33%
JACKSON PCT 002	149	97	246	186	0	0	51	32	133	216	1,373	15.73%
JOLIET PCT 001	107	79	186	118	0	0	42	17	93	152	1,403	10.83%

Canvass Results Report

Will County Election Night 4/1/2025

Run Time 12:34 PM

Run Date 04/16/2025

WILL COUNTY, ILLINOIS

CONSOLIDATED ELECTION - APRIL 1, 2025

4/1/2025

Page 484

Official Results

Registered Voters
79978 of 453563 = 17.63%

Precincts Reporting
310 of 310 = 100.00%

REGIONAL BOARD OF SCHOOL TRUSTEES (Will County) For Members of the Regional Board of School Trustees (To serve an unexpired 4-year term) - (Vote for not more than two)

Precinct	Kate Heisner* Will Twp 33N Range 13E	Dave Medema* Dupage Twp 37N Range 10E	Cast Votes	Undervotes	Overvotes	Unresolved write-ins	Vote by Mail Ballots Cast	Early Voting Ballots Cast	Election Day Voting Ballots Cast	Total Ballots Cast	Registered Voters	Turnout Percentage
JOLIET PCT 002	148	117	265	155	0	0	56	19	135	210	1,226	17.13%
JOLIET PCT 003	121	75	196	152	0	0	45	23	106	174	1,184	14.70%
JOLIET PCT 004	83	55	138	88	0	0	32	19	62	113	1,220	9.26%
JOLIET PCT 005	68	45	113	59	0	0	24	20	42	86	943	9.12%
JOLIET PCT 006	66	43	109	61	0	0	18	20	47	85	936	9.08%
JOLIET PCT 007	137	76	213	131	0	0	51	28	93	172	1,146	15.01%
JOLIET PCT 008	101	63	164	94	0	0	43	16	70	129	1,059	12.18%
JOLIET PCT 009	163	114	277	157	0	0	75	38	104	217	1,912	11.35%
JOLIET PCT 010	157	117	274	180	0	0	71	29	127	227	1,401	16.20%
JOLIET PCT 011	140	84	224	172	0	0	41	31	126	198	1,329	14.90%
JOLIET PCT 012	71	45	116	94	0	0	26	21	58	105	1,219	8.61%
JOLIET PCT 013	56	40	96	70	0	0	20	25	38	83	1,179	7.04%
JOLIET PCT 014	85	45	130	82	0	0	27	16	63	106	1,132	9.36%
JOLIET PCT 015	63	43	106	48	0	0	24	12	41	77	1,172	6.57%
JOLIET PCT 016	112	74	186	138	0	0	38	28	96	162	1,182	13.71%
JOLIET PCT 017	189	129	318	216	0	0	79	35	153	267	1,310	20.38%
JOLIET PCT 018	269	182	451	403	0	0	106	55	266	427	1,368	31.21%
JOLIET PCT 019	141	89	230	234	0	0	46	51	135	232	1,154	20.10%
JOLIET PCT 020	192	143	335	307	0	0	64	54	203	321	1,111	28.89%
JOLIET PCT 021	66	45	111	73	0	0	15	11	66	92	658	13.98%
JOLIET PCT 022	99	70	169	91	0	0	28	21	81	130	1,025	12.68%

Canvass Results Report

Will County Election Night 4/1/2025

Run Time 12:34 PM
Run Date 04/16/2025

WILL COUNTY, ILLINOIS

CONSOLIDATED ELECTION - APRIL 1, 2025

4/1/2025
Page 485

Official Results

Registered Voters
79978 of 453563 = 17.63%
Precincts Reporting
310 of 310 = 100.00%

REGIONAL BOARD OF SCHOOL TRUSTEES (Will County) For Members of the Regional Board of School Trustees (To serve an unexpired 4-year term) - (Vote for not more than two)

Precinct	Kate Heisner* Will Twp 33N Range 13E	Dave Medema* Dupage Twp 37N Range 10E	Cast Votes	Undervotes	Overvotes	Unresolved write-ins	Vote by Mail Ballots Cast	Early Voting Ballots Cast	Election Day Voting Ballots Cast	Total Ballots Cast	Registered Voters	Turnout Percentage
JOLIET PCT 023	60	32	92	80	0	0	29	15	42	86	1,042	8.25%
JOLIET PCT 024	78	48	126	64	0	0	30	10	55	95	1,111	8.55%
JOLIET PCT 025	91	62	153	105	0	0	57	12	60	129	833	15.49%
JOLIET PCT 026	109	72	181	115	0	0	48	26	74	148	1,175	12.60%
JOLIET PCT 027	61	40	101	55	0	0	12	18	48	78	885	8.81%
JOLIET PCT 028	68	43	111	71	0	0	21	14	56	91	891	10.21%
JOLIET PCT 029	92	64	156	74	0	0	37	24	54	115	1,191	9.66%
JOLIET PCT 030	84	58	142	64	0	0	26	9	68	103	1,207	8.53%
JOLIET PCT 031	103	76	179	139	0	0	44	35	80	159	1,197	13.28%
JOLIET PCT 032	80	43	123	65	0	0	25	22	47	94	881	10.67%
JOLIET PCT 033	67	51	118	94	0	0	23	8	75	106	1,065	9.95%
JOLIET PCT 034	80	48	128	68	0	0	27	25	46	98	973	10.07%
JOLIET PCT 035	142	93	235	123	0	0	57	41	81	179	1,143	15.66%
JOLIET PCT 036	82	52	134	74	0	0	34	20	50	104	936	11.11%
JOLIET PCT 037	113	70	183	103	0	0	62	19	62	143	1,211	11.81%
LOCKPORT PCT 001	425	345	770	496	0	0	243	49	341	633	1,833	34.53%
LOCKPORT PCT 002	143	107	250	144	0	0	61	32	104	197	1,791	11.00%
LOCKPORT PCT 003	121	89	210	120	0	0	55	12	98	165	1,651	9.99%
LOCKPORT PCT 004	117	87	204	106	0	0	65	18	72	155	1,415	10.95%
LOCKPORT PCT 005	213	154	367	367	0	0	74	82	211	367	1,416	25.92%
LOCKPORT PCT 006	113	71	184	94	0	0	71	14	54	139	1,981	7.02%

Canvass Results Report

Will County Election Night 4/1/2025

Run Time 12:34 PM
Run Date 04/16/2025

WILL COUNTY, ILLINOIS

CONSOLIDATED ELECTION - APRIL 1, 2025

4/1/2025
Page 486

Official Results

Registered Voters
79978 of 453563 = 17.63%
Precincts Reporting
310 of 310 = 100.00%

REGIONAL BOARD OF SCHOOL TRUSTEES (Will County) For Members of the Regional Board of School Trustees (To serve an unexpired 4-year term) - (Vote for not more than two)

Precinct	Kate Heisner* Will Twp 33N Range 13E	Dave Medema* Dupage Twp 37N Range 10E	Cast Votes	Undervotes	Overvotes	Unresolved write-ins	Vote by Mail Ballots Cast	Early Voting Ballots Cast	Election Day Voting Ballots Cast	Total Ballots Cast	Registered Voters	Turnout Percentage
LOCKPORT PCT 007	118	80	198	112	0	0	43	22	90	155	1,897	8.17%
LOCKPORT PCT 008	82	52	134	88	0	0	32	26	53	111	1,618	6.86%
LOCKPORT PCT 009	297	260	557	383	0	0	189	36	245	470	2,114	22.23%
LOCKPORT PCT 010	204	139	343	307	0	0	52	62	211	325	1,466	22.17%
LOCKPORT PCT 011	230	165	395	391	0	0	81	108	204	393	1,449	27.12%
LOCKPORT PCT 012	209	165	374	328	0	0	78	79	194	351	1,541	22.78%
LOCKPORT PCT 013	631	512	1,143	649	0	0	232	102	562	896	1,968	45.53%
LOCKPORT PCT 014	219	156	375	271	0	0	71	33	219	323	1,340	24.10%
LOCKPORT PCT 015	186	143	329	175	0	0	46	17	189	252	1,301	19.37%
LOCKPORT PCT 016	214	163	377	327	0	0	67	86	199	352	1,508	23.34%
LOCKPORT PCT 017	250	212	462	442	0	0	87	123	242	452	1,441	31.37%
LOCKPORT PCT 018	187	134	321	315	0	0	79	78	161	318	1,623	19.59%
LOCKPORT PCT 019	292	217	509	345	0	0	120	95	212	427	1,508	28.32%
LOCKPORT PCT 020	222	163	385	295	0	0	78	36	226	340	1,204	28.24%
LOCKPORT PCT 021	169	117	286	198	0	0	79	28	135	242	1,384	17.49%
LOCKPORT PCT 022	173	129	302	234	0	0	55	34	179	268	1,099	24.39%
LOCKPORT PCT 023	129	96	225	177	0	0	39	22	140	201	1,033	19.46%
LOCKPORT PCT 024	71	43	114	94	0	0	21	18	65	104	842	12.35%
MANHATTAN PCT 001	252	191	443	357	0	0	89	61	250	400	1,676	23.87%
MANHATTAN PCT 002	301	213	514	546	0	0	73	135	322	530	2,033	26.07%
MANHATTAN PCT 003	177	138	315	217	0	0	46	59	161	266	1,366	19.47%

Canvass Results Report

Will County Election Night 4/1/2025

Run Time 12:34 PM
Run Date 04/16/2025

WILL COUNTY, ILLINOIS

CONSOLIDATED ELECTION - APRIL 1, 2025

4/1/2025
Page 487

Official Results

Registered Voters
79978 of 453563 = 17.63%
Precincts Reporting
310 of 310 = 100.00%

REGIONAL BOARD OF SCHOOL TRUSTEES (Will County) For Members of the Regional Board of School Trustees (To serve an unexpired 4-year term) - (Vote for not more than two)

Precinct	Kate Heisner* Will Twp 33N Range 13E	Dave Medema* Dupage Twp 37N Range 10E	Cast Votes	Undervotes	Overvotes	Unresolved write-ins	Vote by Mail Ballots Cast	Early Voting Ballots Cast	Election Day Voting Ballots Cast	Total Ballots Cast	Registered Voters	Turnout Percentage
MANHATTAN PCT 004	233	177	410	376	0	0	41	109	243	393	1,617	24.30%
MANHATTAN PCT 005	219	169	388	338	0	0	60	107	196	363	1,890	19.21%
MONEE PCT 001	65	45	110	76	0	0	54	7	32	93	1,108	8.39%
MONEE PCT 002	118	79	197	113	0	0	42	21	92	155	1,293	11.99%
MONEE PCT 003	200	139	339	257	0	0	52	12	234	298	1,443	20.65%
MONEE PCT 004	271	177	448	308	0	0	72	44	262	378	1,569	24.09%
MONEE PCT 005	122	82	204	132	0	0	27	26	115	168	1,066	15.76%
MONEE PCT 006	101	57	158	128	0	0	24	16	103	143	827	17.29%
MONEE PCT 007	175	117	292	216	0	0	38	47	169	254	1,181	21.51%
MONEE PCT 008	189	117	306	258	0	0	50	17	215	282	1,365	20.66%
NEW LENOX PCT 001	73	50	123	139	0	0	39	16	76	131	1,386	9.45%
NEW LENOX PCT 002	177	139	316	202	0	0	85	38	136	259	1,861	13.92%
NEW LENOX PCT 003	100	79	179	149	0	0	51	18	95	164	1,212	13.53%
NEW LENOX PCT 004	104	79	183	129	0	0	35	23	98	156	990	15.76%
NEW LENOX PCT 005	112	85	197	209	0	0	50	42	111	203	1,337	15.18%
NEW LENOX PCT 006	115	97	212	196	0	0	49	33	122	204	1,509	13.52%
NEW LENOX PCT 007	155	123	278	288	0	0	107	74	102	283	1,696	16.69%
NEW LENOX PCT 008	122	96	218	196	0	0	63	44	100	207	1,330	15.56%
NEW LENOX PCT 009	61	55	116	98	0	0	23	12	72	107	946	11.31%
NEW LENOX PCT 010	205	166	371	255	0	0	77	78	158	313	1,630	19.20%
NEW LENOX PCT 011	172	139	311	249	0	0	54	61	165	280	1,845	15.18%

Canvass Results Report

Will County Election Night 4/1/2025

Run Time 12:34 PM

Run Date 04/16/2025

WILL COUNTY, ILLINOIS

CONSOLIDATED ELECTION - APRIL 1, 2025

4/1/2025

Page 488

Official Results

Registered Voters
79978 of 453563 = 17.63%

Precincts Reporting
310 of 310 = 100.00%

REGIONAL BOARD OF SCHOOL TRUSTEES (Will County) For Members of the Regional Board of School Trustees (To serve an unexpired 4-year term) - (Vote for not more than two)

Precinct	Kate Heisner* Will Twp 33N Range 13E	Dave Medema* Dupage Twp 37N Range 10E	Cast Votes	Undervotes	Overvotes	Unresolved write-ins	Vote by Mail Ballots Cast	Early Voting Ballots Cast	Election Day Voting Ballots Cast	Total Ballots Cast	Registered Voters	Turnout Percentage
NEW LENOX PCT 012	114	100	214	176	0	0	51	33	111	195	1,415	13.78%
NEW LENOX PCT 013	151	121	272	270	0	0	81	43	147	271	1,772	15.29%
NEW LENOX PCT 014	169	126	295	259	0	0	64	49	164	277	2,109	13.13%
NEW LENOX PCT 015	119	87	206	180	0	0	64	32	97	193	1,526	12.65%
NEW LENOX PCT 016	140	106	246	200	0	0	76	39	108	223	1,343	16.60%
NEW LENOX PCT 017	177	143	320	210	0	0	85	61	119	265	1,371	19.33%
NEW LENOX PCT 018	127	92	219	177	0	0	53	30	115	198	1,780	11.12%
NEW LENOX PCT 019	106	84	190	214	0	0	51	39	112	202	2,082	9.70%
NEW LENOX PCT 020	193	161	354	274	0	0	106	57	151	314	2,268	13.84%
PEOTONE PCT 001	322	168	490	590	0	0	65	15	460	540	1,495	36.12%
PEOTONE PCT 002	352	178	530	518	0	0	97	22	405	524	1,549	33.83%
PLAINFIELD PCT 001	226	177	403	319	0	0	88	80	193	361	1,632	22.12%
PLAINFIELD PCT 002	223	184	407	289	0	0	96	88	164	348	1,641	21.21%
PLAINFIELD PCT 003	213	159	372	302	0	0	91	86	160	337	1,561	21.59%
PLAINFIELD PCT 004	98	65	163	127	0	0	36	13	96	145	1,445	10.03%
PLAINFIELD PCT 005	93	75	168	90	0	0	59	8	62	129	1,490	8.66%
PLAINFIELD PCT 006	54	40	94	34	0	0	15	3	46	64	958	6.68%
PLAINFIELD PCT 007	101	81	182	102	0	0	62	17	63	142	1,957	7.26%
PLAINFIELD PCT 008	290	205	495	389	0	0	104	96	242	442	1,717	25.74%
PLAINFIELD PCT 009	305	218	523	507	0	0	108	161	246	515	1,953	26.37%
PLAINFIELD PCT 010	258	179	437	489	0	0	105	141	217	463	1,259	36.78%

Canvass Results Report

Will County Election Night 4/1/2025

Run Time 12:34 PM
Run Date 04/16/2025

WILL COUNTY, ILLINOIS

CONSOLIDATED ELECTION - APRIL 1, 2025

4/1/2025
Page 489

Official Results

Registered Voters
79978 of 453563 = 17.63%
Precincts Reporting
310 of 310 = 100.00%

REGIONAL BOARD OF SCHOOL TRUSTEES (Will County) For Members of the Regional Board of School Trustees (To serve an unexpired 4-year term) - (Vote for not more than two)

Precinct	Kate Heisner* Will Twp 33N Range 13E	Dave Medema* Dupage Twp 37N Range 10E	Cast Votes	Undervotes	Overvotes	Unresolved write-ins	Vote by Mail Ballots Cast	Early Voting Ballots Cast	Election Day Voting Ballots Cast	Total Ballots Cast	Registered Voters	Turnout Percentage
PLAINFIELD PCT 011	51	36	87	31	0	0	24	3	32	59	804	7.34%
PLAINFIELD PCT 012	136	89	225	161	0	0	72	16	105	193	1,689	11.43%
PLAINFIELD PCT 013	388	299	687	577	0	0	176	172	284	632	2,743	23.04%
PLAINFIELD PCT 014	303	240	543	467	0	0	133	140	232	505	1,976	25.56%
PLAINFIELD PCT 015	291	225	516	430	0	0	155	114	204	473	2,022	23.39%
PLAINFIELD PCT 016	231	169	400	306	0	0	112	64	177	353	1,762	20.03%
PLAINFIELD PCT 017	103	81	184	114	0	0	60	13	76	149	1,712	8.70%
PLAINFIELD PCT 018	114	83	197	113	0	0	50	15	90	155	1,279	12.12%
PLAINFIELD PCT 019	131	99	230	126	0	0	40	35	103	178	1,865	9.54%
PLAINFIELD PCT 020	149	121	270	202	0	0	99	44	93	236	1,780	13.26%
PLAINFIELD PCT 021	129	111	240	160	0	0	71	30	99	200	1,242	16.10%
PLAINFIELD PCT 022	102	73	175	133	0	0	57	32	65	154	1,090	14.13%
PLAINFIELD PCT 023	129	85	214	128	0	0	49	24	98	171	1,105	15.48%
PLAINFIELD PCT 024	184	147	331	197	0	0	97	18	149	264	1,224	21.57%
PLAINFIELD PCT 025	117	88	205	125	0	0	65	19	81	165	1,792	9.21%
PLAINFIELD PCT 026	118	90	208	140	0	0	61	26	87	174	2,137	8.14%
PLAINFIELD PCT 027	85	55	140	112	0	0	48	12	66	126	1,276	9.87%
PLAINFIELD PCT 028	107	68	175	113	0	0	48	15	81	144	1,539	9.36%
PLAINFIELD PCT 029	120	96	216	112	0	0	61	16	87	164	1,363	12.03%
PLAINFIELD PCT 030	123	83	206	146	0	0	57	23	96	176	1,312	13.41%
PLAINFIELD PCT 031	111	96	207	137	0	0	61	29	82	172	1,331	12.92%

Canvass Results Report

Will County Election Night 4/1/2025

Run Time 12:34 PM

Run Date 04/16/2025

WILL COUNTY, ILLINOIS

CONSOLIDATED ELECTION - APRIL 1, 2025

4/1/2025

Page 490

Official Results

Registered Voters

79978 of 453563 = 17.63%

Precincts Reporting

310 of 310 = 100.00%

REGIONAL BOARD OF SCHOOL TRUSTEES (Will County) For Members of the Regional Board of School Trustees (To serve an unexpired 4-year term) - (Vote for not more than two)

Precinct	Kate Heisner* Will Twp 33N Range 13E	Dave Medema* Dupage Twp 37N Range 10E	Cast Votes	Undervotes	Overvotes	Unresolved write-ins	Vote by Mail Ballots Cast	Early Voting Ballots Cast	Election Day Voting Ballots Cast	Total Ballots Cast	Registered Voters	Turnout Percentage
PLAINFIELD PCT 032	127	88	215	129	0	0	63	16	93	172	1,313	13.10%
PLAINFIELD PCT 033	176	120	296	188	0	0	82	42	118	242	1,393	17.37%
PLAINFIELD PCT 034	162	114	276	196	0	0	64	20	152	236	1,472	16.03%
PLAINFIELD PCT 035	103	82	185	131	0	0	49	13	96	158	1,431	11.04%
REED PCT 001	262	164	426	496	0	0	43	75	343	461	1,549	29.76%
REED PCT 002	302	201	503	483	0	0	64	90	339	493	1,714	28.76%
REED PCT 003	275	175	450	438	0	0	55	92	297	444	1,556	28.53%
TROY PCT 001	113	81	194	144	0	0	66	14	89	169	2,852	5.93%
TROY PCT 002	78	54	132	66	0	0	29	15	55	99	1,840	5.38%
TROY PCT 003	112	75	187	119	0	0	53	10	90	153	1,250	12.24%
TROY PCT 004	138	102	240	138	0	0	46	27	116	189	1,218	15.52%
TROY PCT 005	135	105	240	188	0	0	86	36	92	214	1,095	19.54%
TROY PCT 006	72	54	126	74	0	0	27	11	62	100	933	10.72%
TROY PCT 007	127	99	226	134	0	0	86	43	51	180	2,124	8.47%
TROY PCT 008	182	137	319	259	0	0	102	40	147	289	2,057	14.05%
TROY PCT 009	129	88	217	195	0	0	45	39	122	206	1,277	16.13%
TROY PCT 010	125	89	214	144	0	0	44	36	99	179	1,738	10.30%
TROY PCT 011	242	168	410	444	0	0	106	96	225	427	1,554	27.48%
TROY PCT 012	121	90	211	209	0	0	34	41	135	210	874	24.03%
TROY PCT 013	206	175	381	259	0	0	113	65	142	320	1,827	17.52%
TROY PCT 014	157	117	274	238	0	0	79	35	142	256	1,956	13.09%

Canvass Results Report

Will County Election Night 4/1/2025

Run Time 12:34 PM
Run Date 04/16/2025

WILL COUNTY, ILLINOIS

CONSOLIDATED ELECTION - APRIL 1, 2025

4/1/2025
Page 491

Official Results

Registered Voters
79978 of 453563 = 17.63%
Precincts Reporting
310 of 310 = 100.00%

REGIONAL BOARD OF SCHOOL TRUSTEES (Will County) For Members of the Regional Board of School Trustees (To serve an unexpired 4-year term) - (Vote for not more than two)

Precinct	Kate Heisner* Will Twp 33N Range 13E	Dave Medema* Dupage Twp 37N Range 10E	Cast Votes	Undervotes	Overvotes	Unresolved write-ins	Vote by Mail Ballots Cast	Early Voting Ballots Cast	Election Day Voting Ballots Cast	Total Ballots Cast	Registered Voters	Turnout Percentage
TROY PCT 015	90	77	167	171	0	0	45	31	93	169	1,294	13.06%
TROY PCT 016	219	154	373	311	0	0	99	77	166	342	1,897	18.03%
TROY PCT 017	142	117	259	165	0	0	59	51	102	212	1,672	12.68%
TROY PCT 018	121	85	206	160	0	0	56	29	98	183	1,583	11.56%
TROY PCT 019	91	51	142	124	0	0	23	32	78	133	1,839	7.23%
TROY PCT 020	80	70	150	118	0	0	33	35	66	134	1,661	8.07%
TROY PCT 021	73	57	130	136	0	0	36	20	77	133	1,719	7.74%
TROY PCT 022	67	50	117	75	0	0	23	9	64	96	682	14.08%
WASHINGTON PCT 001	166	105	271	337	0	0	36	58	210	304	1,394	21.81%
WASHINGTON PCT 002	157	91	248	244	0	0	24	46	176	246	1,728	14.24%
WASHINGTON PCT 003	137	92	229	185	0	0	39	30	138	207	1,303	15.89%
WESLEY PCT 001	192	129	321	283	0	0	53	9	240	302	1,491	20.25%
WHEATLAND PCT 001	113	86	199	155	0	0	63	31	83	177	1,293	13.69%
WHEATLAND PCT 016	69	54	123	75	0	0	25	16	58	99	748	13.24%
WHEATLAND PCT 019	0	0	0	0	0	0	0	0	0	0	9	0.00%
WHEATLAND PCT 022	32	21	53	33	0	0	14	11	18	43	426	10.09%
WHEATLAND PCT 023	62	52	114	98	0	0	32	17	57	106	847	12.51%
WHEATLAND PCT 024	69	53	122	118	0	0	37	28	55	120	708	16.95%
WHEATLAND PCT 025	190	148	338	276	0	0	75	69	163	307	1,722	17.83%
WHEATLAND PCT 026	287	255	542	458	0	0	158	122	220	500	2,208	22.64%
WHEATLAND PCT 027	122	103	225	139	0	0	67	45	70	182	1,160	15.69%

Canvass Results Report

Will County Election Night 4/1/2025

Run Time 12:34 PM

Run Date 04/16/2025

WILL COUNTY, ILLINOIS

CONSOLIDATED ELECTION - APRIL 1, 2025

4/1/2025

Page 492

Official Results

Registered Voters

79978 of 453563 = 17.63%

Precincts Reporting

310 of 310 = 100.00%

REGIONAL BOARD OF SCHOOL TRUSTEES (Will County) For Members of the Regional Board of School Trustees (To serve an unexpired 4-year term) - (Vote for not more than two)

Precinct	Kate Heisner* Will Twp 33N Range 13E	Dave Medema* Dupage Twp 37N Range 10E	Cast Votes	Undervotes	Overvotes	Unresolved write-ins	Vote by Mail Ballots Cast	Early Voting Ballots Cast	Election Day Voting Ballots Cast	Total Ballots Cast	Registered Voters	Turnout Percentage
WHEATLAND PCT 028	223	176	399	325	0	0	93	73	196	362	1,965	18.42%
WHEATLAND PCT 029	289	229	518	316	0	0	103	79	235	417	1,826	22.84%
WHEATLAND PCT 030	199	141	340	290	0	0	71	72	172	315	1,831	17.20%
WHEATLAND PCT 036	59	49	108	106	0	0	31	18	58	107	557	19.21%
WHEATLAND PCT 037	8	7	15	17	0	0	1	9	6	16	97	16.49%
WHEATLAND PCT 038	133	110	243	183	0	0	96	38	79	213	1,192	17.87%
WILL PCT 001	175	76	251	261	0	0	34	13	209	256	1,174	21.81%
WILMINGTON PCT 001	204	116	320	438	0	0	68	31	280	379	1,388	27.31%
WILMINGTON PCT 002	179	121	300	274	0	0	44	12	231	287	1,148	25.00%
WILMINGTON PCT 003	290	186	476	454	0	0	82	28	355	465	1,344	34.60%
WILTON PCT 001	118	66	184	212	0	0	27	3	168	198	596	33.22%
Totals	43,740	32,970	76,710	59,968	0	0	17,208	13,438	37,693	68,339	403,281	16.95%

I, the undersigned do hereby certify that on April 22, 2025, I canvassed the returns of an election held on April 1, 2025 for **REGIONAL BOARD OF SCHOOL TRUSTEES (Will County)** and I proclaim that a total of **69,095** voters requested and received ballots and I do further certify the number of votes received for each candidate for this office, **and the winners are denoted with an asterisk next to his or her name.**

I further certify that the above is a true and complete Abstract of Votes and was prepared in my presence on April 22, 2025.



Annette Parker, County Clerk
The County of Will, Illinois

Canvass Results Report

Will County Election Night 4/1/2025

Run Time 12:34 PM
Run Date 04/16/2025

WILL COUNTY, ILLINOIS

CONSOLIDATED ELECTION - APRIL 1, 2025

4/1/2025
Page 493

Official Results

Registered Voters
79978 of 453563 = 17.63%
Precincts Reporting
310 of 310 = 100.00%

REGIONAL BOARD OF SCHOOL TRUSTEES (Will County) For Members of the Regional Board of School Trustees (To serve an unexpired 2-year term) - (Vote for one)

Precinct	Tony Drabik* Homer Twp 36N Range 11E	Cast Votes	Undervotes	Overvotes	Unresolved write-ins	Vote by Mail Ballots Cast	Early Voting Ballots Cast	Election Day Voting Ballots Cast	Total Ballots Cast	Registered Voters	Turnout Percentage
CHANNAHON PCT 001	157	157	86	0	0	50	42	151	243	1,433	16.96%
CHANNAHON PCT 002	202	202	109	0	0	75	41	195	311	1,820	17.09%
CHANNAHON PCT 003	159	159	81	0	0	65	43	132	240	1,574	15.25%
CHANNAHON PCT 004	143	143	63	0	0	47	32	127	206	1,234	16.69%
CHANNAHON PCT 005	131	131	72	0	0	39	27	137	203	1,633	12.43%
CRETE PCT 001	69	69	41	0	0	22	17	71	110	1,278	8.61%
CRETE PCT 002	183	183	56	0	0	38	37	164	239	1,415	16.89%
CRETE PCT 003	234	234	128	0	0	69	59	234	362	1,339	27.04%
CRETE PCT 004	138	138	75	0	0	68	20	125	213	1,327	16.05%
CRETE PCT 005	90	90	43	0	0	37	16	80	133	1,333	9.98%
CRETE PCT 006	123	123	51	0	0	77	20	77	174	1,297	13.42%
CRETE PCT 007	76	76	39	0	0	44	10	61	115	1,260	9.13%
CRETE PCT 008	155	155	79	0	0	42	29	163	234	1,397	16.75%
CRETE PCT 009	143	143	61	0	0	55	26	123	204	1,250	16.32%
CRETE PCT 010	39	39	12	0	0	21	4	26	51	1,056	4.83%
CRETE PCT 011	89	89	42	0	0	50	18	63	131	1,102	11.89%
CRETE PCT 012	78	78	36	0	0	37	11	66	114	1,045	10.91%
CUSTER PCT 001	123	123	74	0	0	40	7	150	197	956	20.61%
DUPAGE PCT 001	0	0	0	0	0	0	0	0	0	1	0.00%
DUPAGE PCT 004	37	37	20	0	0	15	22	20	57	569	10.02%
DUPAGE PCT 005	138	138	59	0	0	55	45	97	197	1,125	17.51%

Canvass Results Report

Will County Election Night 4/1/2025

Run Time 12:34 PM

Run Date 04/16/2025

WILL COUNTY, ILLINOIS

CONSOLIDATED ELECTION - APRIL 1, 2025

4/1/2025

Page 494

Official Results

Registered Voters

79978 of 453563 = 17.63%

Precincts Reporting

310 of 310 = 100.00%

REGIONAL BOARD OF SCHOOL TRUSTEES (Will County) For Members of the Regional Board of School Trustees (To serve an unexpired 2-year term) - (Vote for one)

Precinct	Tony Drabik* Homer Twp 36N Range 11E	Cast Votes	Undervotes	Overvotes	Unresolved write-ins	Vote by Mail Ballots Cast	Early Voting Ballots Cast	Election Day Voting Ballots Cast	Total Ballots Cast	Registered Voters	Turnout Percentage
DUPAGE PCT 006	158	158	61	0	0	64	59	96	219	1,190	18.40%
DUPAGE PCT 008	139	139	47	0	0	40	68	78	186	1,344	13.84%
DUPAGE PCT 009	100	100	39	0	0	32	35	72	139	1,153	12.06%
DUPAGE PCT 010	159	159	82	0	0	63	83	95	241	1,682	14.33%
DUPAGE PCT 011	178	178	65	0	0	60	98	85	243	1,432	16.97%
DUPAGE PCT 012	166	166	66	0	0	85	64	83	232	1,271	18.25%
DUPAGE PCT 013	163	163	43	0	0	66	50	90	206	1,707	12.07%
DUPAGE PCT 014	150	150	81	0	0	70	88	73	231	1,484	15.57%
DUPAGE PCT 015	162	162	81	0	0	69	66	108	243	1,517	16.02%
DUPAGE PCT 016	153	153	64	0	0	60	45	112	217	1,406	15.43%
DUPAGE PCT 017	162	162	90	0	0	65	78	109	252	1,721	14.64%
DUPAGE PCT 018	147	147	61	0	0	55	59	94	208	1,422	14.63%
DUPAGE PCT 019	135	135	62	0	0	34	92	71	197	1,430	13.78%
DUPAGE PCT 020	113	113	43	0	0	40	51	65	156	1,318	11.84%
DUPAGE PCT 021	141	141	45	0	0	36	58	92	186	1,594	11.67%
DUPAGE PCT 022	163	163	57	0	0	40	68	112	220	1,653	13.31%
DUPAGE PCT 023	144	144	62	0	0	51	57	98	206	1,847	11.15%
DUPAGE PCT 024	144	144	78	0	0	67	72	83	222	1,455	15.26%
DUPAGE PCT 025	146	146	40	0	0	60	48	78	186	1,250	14.88%
DUPAGE PCT 026	106	106	58	0	0	23	57	84	164	1,284	12.77%
DUPAGE PCT 027	129	129	67	0	0	55	70	71	196	1,616	12.13%

Canvass Results Report

Will County Election Night 4/1/2025

Run Time 12:34 PM

Run Date 04/16/2025

WILL COUNTY, ILLINOIS

CONSOLIDATED ELECTION - APRIL 1, 2025

4/1/2025

Page 495

Official Results

Registered Voters
79978 of 453563 = 17.63%

Precincts Reporting
310 of 310 = 100.00%

REGIONAL BOARD OF SCHOOL TRUSTEES (Will County) For Members of the Regional Board of School Trustees (To serve an unexpired 2-year term) - (Vote for one)

Precinct	Tony Drabik* Homer Twp 36N Range 11E	Cast Votes	Undervotes	Overvotes	Unresolved write-ins	Vote by Mail Ballots Cast	Early Voting Ballots Cast	Election Day Voting Ballots Cast	Total Ballots Cast	Registered Voters	Turnout Percentage
DUPAGE PCT 028	126	126	34	0	0	42	47	71	160	1,622	9.86%
DUPAGE PCT 029	134	134	56	0	0	36	39	115	190	1,691	11.24%
DUPAGE PCT 030	109	109	46	0	0	33	50	72	155	1,364	11.36%
DUPAGE PCT 031	78	78	41	0	0	27	30	62	119	863	13.79%
DUPAGE PCT 032	137	137	46	0	0	40	20	123	183	1,862	9.83%
DUPAGE PCT 033	132	132	41	0	0	62	28	83	173	1,466	11.80%
DUPAGE PCT 034	205	205	77	0	0	118	14	150	282	996	28.31%
DUPAGE PCT 035	39	39	10	0	0	19	9	21	49	1,202	4.08%
DUPAGE PCT 036	152	152	54	0	0	59	28	119	206	1,908	10.80%
DUPAGE PCT 037	95	95	54	0	0	36	16	97	149	1,450	10.28%
FLORENCE PCT 001	108	108	62	0	0	37	10	123	170	673	25.26%
FRANKFORT PCT 001	217	217	138	0	0	64	90	201	355	1,938	18.32%
FRANKFORT PCT 002	223	223	143	0	0	112	107	147	366	1,520	24.08%
FRANKFORT PCT 003	256	256	171	0	0	83	156	188	427	1,659	25.74%
FRANKFORT PCT 004	182	182	113	0	0	81	73	141	295	1,403	21.03%
FRANKFORT PCT 005	285	285	136	0	0	101	97	223	421	2,019	20.85%
FRANKFORT PCT 006	216	216	138	0	0	51	81	222	354	1,417	24.98%
FRANKFORT PCT 007	209	209	92	0	0	62	80	159	301	1,358	22.16%
FRANKFORT PCT 008	149	149	87	0	0	61	81	94	236	1,372	17.20%
FRANKFORT PCT 009	192	192	133	0	0	104	100	121	325	1,494	21.75%
FRANKFORT PCT 010	235	235	115	0	0	107	106	137	350	1,483	23.60%

Canvass Results Report

Will County Election Night 4/1/2025

Run Time 12:34 PM

Run Date 04/16/2025

WILL COUNTY, ILLINOIS

CONSOLIDATED ELECTION - APRIL 1, 2025

4/1/2025

Page 496

Official Results

Registered Voters
79978 of 453563 = 17.63%

Precincts Reporting
310 of 310 = 100.00%

REGIONAL BOARD OF SCHOOL TRUSTEES (Will County) For Members of the Regional Board of School Trustees (To serve an unexpired 2-year term) - (Vote for one)

Precinct	Tony Drabik* Homer Twp 36N Range 11E	Cast Votes	Undervotes	Overvotes	Unresolved write-ins	Vote by Mail Ballots Cast	Early Voting Ballots Cast	Election Day Voting Ballots Cast	Total Ballots Cast	Registered Voters	Turnout Percentage
FRANKFORT PCT 011	192	192	119	0	0	69	117	125	311	1,437	21.64%
FRANKFORT PCT 012	202	202	113	0	0	58	74	183	315	1,170	26.92%
FRANKFORT PCT 013	152	152	115	0	0	72	47	148	267	1,232	21.67%
FRANKFORT PCT 014	173	173	86	0	0	40	74	145	259	1,422	18.21%
FRANKFORT PCT 015	234	234	117	0	0	60	124	167	351	1,837	19.11%
FRANKFORT PCT 016	198	198	175	0	0	100	125	148	373	1,548	24.10%
FRANKFORT PCT 017	235	235	184	0	0	99	92	228	419	1,904	22.01%
FRANKFORT PCT 018	213	213	138	0	0	57	87	207	351	1,501	23.38%
FRANKFORT PCT 019	187	187	121	0	0	65	105	138	308	1,647	18.70%
FRANKFORT PCT 020	182	182	120	0	0	53	108	141	302	1,448	20.86%
FRANKFORT PCT 021	328	328	249	0	0	116	170	291	577	1,816	31.77%
FRANKFORT PCT 022	323	323	217	0	0	161	214	165	540	1,470	36.73%
FRANKFORT PCT 023	229	229	148	0	0	75	148	154	377	1,305	28.89%
FRANKFORT PCT 024	206	206	116	0	0	59	111	152	322	1,384	23.27%
FRANKFORT PCT 025	299	299	232	0	0	64	210	257	531	1,280	41.48%
FRANKFORT PCT 026	243	243	168	0	0	83	170	158	411	1,552	26.48%
FRANKFORT PCT 027	204	204	147	0	0	69	115	167	351	1,441	24.36%
FRANKFORT PCT 028	231	231	129	0	0	69	146	145	360	2,130	16.90%
GREEN GARDEN PCT 001	198	198	144	0	0	58	48	236	342	1,534	22.29%
GREEN GARDEN PCT 002	174	174	135	0	0	59	26	224	309	1,589	19.45%
HOMER PCT 001	76	76	66	0	0	30	10	102	142	1,500	9.47%

Canvass Results Report

Will County Election Night 4/1/2025

Run Time 12:34 PM
Run Date 04/16/2025

WILL COUNTY, ILLINOIS

CONSOLIDATED ELECTION - APRIL 1, 2025

4/1/2025
Page 497

Official Results

Registered Voters
79978 of 453563 = 17.63%
Precincts Reporting
310 of 310 = 100.00%

REGIONAL BOARD OF SCHOOL TRUSTEES (Will County) For Members of the Regional Board of School Trustees (To serve an unexpired 2-year term) - (Vote for one)

Precinct	Tony Drabik* Homer Twp 36N Range 11E	Cast Votes	Undervotes	Overvotes	Unresolved write-ins	Vote by Mail Ballots Cast	Early Voting Ballots Cast	Election Day Voting Ballots Cast	Total Ballots Cast	Registered Voters	Turnout Percentage
HOMER PCT 002	204	204	130	0	0	70	55	209	334	1,617	20.66%
HOMER PCT 003	138	138	81	0	0	50	36	133	219	1,290	16.98%
HOMER PCT 004	187	187	143	0	0	84	56	190	330	1,471	22.43%
HOMER PCT 005	117	117	113	0	0	54	51	125	230	1,151	19.98%
HOMER PCT 006	153	153	90	0	0	82	44	117	243	1,455	16.70%
HOMER PCT 007	176	176	120	0	0	70	35	191	296	1,454	20.36%
HOMER PCT 008	173	173	98	0	0	95	50	126	271	1,423	19.04%
HOMER PCT 009	101	101	79	0	0	41	17	122	180	1,190	15.13%
HOMER PCT 010	94	94	78	0	0	60	19	93	172	1,002	17.17%
HOMER PCT 011	170	170	115	0	0	72	47	166	285	1,470	19.39%
HOMER PCT 012	147	147	139	0	0	59	45	182	286	1,550	18.45%
HOMER PCT 013	121	121	98	0	0	74	30	115	219	1,650	13.27%
HOMER PCT 014	128	128	145	0	0	68	47	158	273	1,554	17.57%
HOMER PCT 015	149	149	105	0	0	63	53	138	254	1,899	13.38%
HOMER PCT 016	191	191	103	0	0	81	36	177	294	2,208	13.32%
HOMER PCT 017	145	145	131	0	0	64	55	157	276	1,573	17.55%
HOMER PCT 018	150	150	76	0	0	49	36	141	226	2,017	11.20%
HOMER PCT 019	162	162	133	0	0	85	22	188	295	1,694	17.41%
JACKSON PCT 001	155	155	60	0	0	46	27	142	215	1,613	13.33%
JACKSON PCT 002	144	144	72	0	0	51	32	133	216	1,373	15.73%
JOLIET PCT 001	105	105	47	0	0	42	17	93	152	1,403	10.83%

Canvass Results Report

Will County Election Night 4/1/2025

Run Time 12:34 PM

Run Date 04/16/2025

WILL COUNTY, ILLINOIS

CONSOLIDATED ELECTION - APRIL 1, 2025

4/1/2025

Page 498

Official Results

Registered Voters
79978 of 453563 = 17.63%

Precincts Reporting
310 of 310 = 100.00%

REGIONAL BOARD OF SCHOOL TRUSTEES (Will County) For Members of the Regional Board of School Trustees (To serve an unexpired 2-year term) - (Vote for one)

Precinct	Tony Drabik* Homer Twp 36N Range 11E	Cast Votes	Undervotes	Overvotes	Unresolved write-ins	Vote by Mail Ballots Cast	Early Voting Ballots Cast	Election Day Voting Ballots Cast	Total Ballots Cast	Registered Voters	Turnout Percentage
JOLIET PCT 002	158	158	52	0	0	56	19	135	210	1,226	17.13%
JOLIET PCT 003	122	122	52	0	0	45	23	106	174	1,184	14.70%
JOLIET PCT 004	75	75	38	0	0	32	19	62	113	1,220	9.26%
JOLIET PCT 005	70	70	16	0	0	24	20	42	86	943	9.12%
JOLIET PCT 006	68	68	17	0	0	18	20	47	85	936	9.08%
JOLIET PCT 007	136	136	36	0	0	51	28	93	172	1,146	15.01%
JOLIET PCT 008	108	108	21	0	0	43	16	70	129	1,059	12.18%
JOLIET PCT 009	162	162	55	0	0	75	38	104	217	1,912	11.35%
JOLIET PCT 010	148	148	79	0	0	71	29	127	227	1,401	16.20%
JOLIET PCT 011	140	140	58	0	0	41	31	126	198	1,329	14.90%
JOLIET PCT 012	69	69	36	0	0	26	21	58	105	1,219	8.61%
JOLIET PCT 013	63	63	20	0	0	20	25	38	83	1,179	7.04%
JOLIET PCT 014	89	89	17	0	0	27	16	63	106	1,132	9.36%
JOLIET PCT 015	61	61	16	0	0	24	12	41	77	1,172	6.57%
JOLIET PCT 016	114	114	48	0	0	38	28	96	162	1,182	13.71%
JOLIET PCT 017	186	186	81	0	0	79	35	153	267	1,310	20.38%
JOLIET PCT 018	263	263	164	0	0	106	55	266	427	1,368	31.21%
JOLIET PCT 019	141	141	91	0	0	46	51	135	232	1,154	20.10%
JOLIET PCT 020	200	200	121	0	0	64	54	203	321	1,111	28.89%
JOLIET PCT 021	66	66	26	0	0	15	11	66	92	658	13.98%
JOLIET PCT 022	99	99	31	0	0	28	21	81	130	1,025	12.68%

Canvass Results Report

Will County Election Night 4/1/2025

Run Time 12:34 PM
Run Date 04/16/2025

WILL COUNTY, ILLINOIS

CONSOLIDATED ELECTION - APRIL 1, 2025

4/1/2025
Page 499

Official Results

Registered Voters
79978 of 453563 = 17.63%
Precincts Reporting
310 of 310 = 100.00%

REGIONAL BOARD OF SCHOOL TRUSTEES (Will County) For Members of the Regional Board of School Trustees (To serve an unexpired 2-year term) - (Vote for one)

Precinct	Tony Drabik* Homer Twp 36N Range 11E	Cast Votes	Undervotes	Overvotes	Unresolved write-ins	Vote by Mail Ballots Cast	Early Voting Ballots Cast	Election Day Voting Ballots Cast	Total Ballots Cast	Registered Voters	Turnout Percentage
JOLIET PCT 023	59	59	27	0	0	29	15	42	86	1,042	8.25%
JOLIET PCT 024	76	76	19	0	0	30	10	55	95	1,111	8.55%
JOLIET PCT 025	95	95	34	0	0	57	12	60	129	833	15.49%
JOLIET PCT 026	115	115	33	0	0	48	26	74	148	1,175	12.60%
JOLIET PCT 027	60	60	18	0	0	12	18	48	78	885	8.81%
JOLIET PCT 028	72	72	19	0	0	21	14	56	91	891	10.21%
JOLIET PCT 029	93	93	22	0	0	37	24	54	115	1,191	9.66%
JOLIET PCT 030	84	84	19	0	0	26	9	68	103	1,207	8.53%
JOLIET PCT 031	113	113	46	0	0	44	35	80	159	1,197	13.28%
JOLIET PCT 032	79	79	15	0	0	25	22	47	94	881	10.67%
JOLIET PCT 033	73	73	33	0	0	23	8	75	106	1,065	9.95%
JOLIET PCT 034	80	80	18	0	0	27	25	46	98	973	10.07%
JOLIET PCT 035	131	131	48	0	0	57	41	81	179	1,143	15.66%
JOLIET PCT 036	83	83	21	0	0	34	20	50	104	936	11.11%
JOLIET PCT 037	107	107	36	0	0	62	19	62	143	1,211	11.81%
LOCKPORT PCT 001	440	440	193	0	0	243	49	341	633	1,833	34.53%
LOCKPORT PCT 002	135	135	62	0	0	61	32	104	197	1,791	11.00%
LOCKPORT PCT 003	127	127	38	0	0	55	12	98	165	1,651	9.99%
LOCKPORT PCT 004	120	120	35	0	0	65	18	72	155	1,415	10.95%
LOCKPORT PCT 005	238	238	129	0	0	74	82	211	367	1,416	25.92%
LOCKPORT PCT 006	108	108	31	0	0	71	14	54	139	1,981	7.02%

Canvass Results Report

Will County Election Night 4/1/2025

Run Time 12:34 PM

Run Date 04/16/2025

WILL COUNTY, ILLINOIS

CONSOLIDATED ELECTION - APRIL 1, 2025

4/1/2025

Page 500

Official Results

Registered Voters

79978 of 453563 = 17.63%

Precincts Reporting

310 of 310 = 100.00%

REGIONAL BOARD OF SCHOOL TRUSTEES (Will County) For Members of the Regional Board of School Trustees (To serve an unexpired 2-year term) - (Vote for one)

Precinct	Tony Drabik* Homer Twp 36N Range 11E	Cast Votes	Undervotes	Overvotes	Unresolved write-ins	Vote by Mail Ballots Cast	Early Voting Ballots Cast	Election Day Voting Ballots Cast	Total Ballots Cast	Registered Voters	Turnout Percentage
LOCKPORT PCT 007	120	120	35	0	0	43	22	90	155	1,897	8.17%
LOCKPORT PCT 008	82	82	29	0	0	32	26	53	111	1,618	6.86%
LOCKPORT PCT 009	314	314	156	0	0	189	36	245	470	2,114	22.23%
LOCKPORT PCT 010	209	209	116	0	0	52	62	211	325	1,466	22.17%
LOCKPORT PCT 011	246	246	147	0	0	81	108	204	393	1,449	27.12%
LOCKPORT PCT 012	212	212	139	0	0	78	79	194	351	1,541	22.78%
LOCKPORT PCT 013	650	650	246	0	0	232	102	562	896	1,968	45.53%
LOCKPORT PCT 014	214	214	109	0	0	71	33	219	323	1,340	24.10%
LOCKPORT PCT 015	194	194	58	0	0	46	17	189	252	1,301	19.37%
LOCKPORT PCT 016	214	214	138	0	0	67	86	199	352	1,508	23.34%
LOCKPORT PCT 017	262	262	190	0	0	87	123	242	452	1,441	31.37%
LOCKPORT PCT 018	185	185	133	0	0	79	78	161	318	1,623	19.59%
LOCKPORT PCT 019	282	282	145	0	0	120	95	212	427	1,508	28.32%
LOCKPORT PCT 020	238	238	102	0	0	78	36	226	340	1,204	28.24%
LOCKPORT PCT 021	174	174	68	0	0	79	28	135	242	1,384	17.49%
LOCKPORT PCT 022	178	178	90	0	0	55	34	179	268	1,099	24.39%
LOCKPORT PCT 023	140	140	61	0	0	39	22	140	201	1,033	19.46%
LOCKPORT PCT 024	71	71	33	0	0	21	18	65	104	842	12.35%
MANHATTAN PCT 001	250	250	150	0	0	89	61	250	400	1,676	23.87%
MANHATTAN PCT 002	295	295	235	0	0	73	135	322	530	2,033	26.07%
MANHATTAN PCT 003	171	171	95	0	0	46	59	161	266	1,366	19.47%

Canvass Results Report

Will County Election Night 4/1/2025

Run Time 12:34 PM

Run Date 04/16/2025

WILL COUNTY, ILLINOIS

CONSOLIDATED ELECTION - APRIL 1, 2025

4/1/2025

Page 501

Official Results

Registered Voters

79978 of 453563 = 17.63%

Precincts Reporting

310 of 310 = 100.00%

REGIONAL BOARD OF SCHOOL TRUSTEES (Will County) For Members of the Regional Board of School Trustees (To serve an unexpired 2-year term) - (Vote for one)

Precinct	Tony Drabik* Homer Twp 36N Range 11E	Cast Votes	Undervotes	Overvotes	Unresolved write-ins	Vote by Mail Ballots Cast	Early Voting Ballots Cast	Election Day Voting Ballots Cast	Total Ballots Cast	Registered Voters	Turnout Percentage
MANHATTAN PCT 004	231	231	162	0	0	41	109	243	393	1,617	24.30%
MANHATTAN PCT 005	214	214	149	0	0	60	107	196	363	1,890	19.21%
MONEE PCT 001	63	63	30	0	0	54	7	32	93	1,108	8.39%
MONEE PCT 002	114	114	41	0	0	42	21	92	155	1,293	11.99%
MONEE PCT 003	191	191	107	0	0	52	12	234	298	1,443	20.65%
MONEE PCT 004	282	282	96	0	0	72	44	262	378	1,569	24.09%
MONEE PCT 005	128	128	40	0	0	27	26	115	168	1,066	15.76%
MONEE PCT 006	100	100	43	0	0	24	16	103	143	827	17.29%
MONEE PCT 007	187	187	67	0	0	38	47	169	254	1,181	21.51%
MONEE PCT 008	189	189	93	0	0	50	17	215	282	1,365	20.66%
NEW LENOX PCT 001	72	72	59	0	0	39	16	76	131	1,386	9.45%
NEW LENOX PCT 002	175	175	84	0	0	85	38	136	259	1,861	13.92%
NEW LENOX PCT 003	100	100	64	0	0	51	18	95	164	1,212	13.53%
NEW LENOX PCT 004	104	104	52	0	0	35	23	98	156	990	15.76%
NEW LENOX PCT 005	106	106	97	0	0	50	42	111	203	1,337	15.18%
NEW LENOX PCT 006	126	126	78	0	0	49	33	122	204	1,509	13.52%
NEW LENOX PCT 007	152	152	131	0	0	107	74	102	283	1,696	16.69%
NEW LENOX PCT 008	114	114	93	0	0	63	44	100	207	1,330	15.56%
NEW LENOX PCT 009	65	65	42	0	0	23	12	72	107	946	11.31%
NEW LENOX PCT 010	205	205	108	0	0	77	78	158	313	1,630	19.20%
NEW LENOX PCT 011	175	175	105	0	0	54	61	165	280	1,845	15.18%

Canvass Results Report

Will County Election Night 4/1/2025

Run Time 12:34 PM

Run Date 04/16/2025

WILL COUNTY, ILLINOIS

CONSOLIDATED ELECTION - APRIL 1, 2025

4/1/2025

Page 502

Official Results

Registered Voters
79978 of 453563 = 17.63%

Precincts Reporting
310 of 310 = 100.00%

REGIONAL BOARD OF SCHOOL TRUSTEES (Will County) For Members of the Regional Board of School Trustees (To serve an unexpired 2-year term) - (Vote for one)

Precinct	Tony Drabik* Homer Twp 36N Range 11E	Cast Votes	Undervotes	Overvotes	Unresolved write-ins	Vote by Mail Ballots Cast	Early Voting Ballots Cast	Election Day Voting Ballots Cast	Total Ballots Cast	Registered Voters	Turnout Percentage
NEW LENOX PCT 012	120	120	75	0	0	51	33	111	195	1,415	13.78%
NEW LENOX PCT 013	152	152	119	0	0	81	43	147	271	1,772	15.29%
NEW LENOX PCT 014	163	163	114	0	0	64	49	164	277	2,109	13.13%
NEW LENOX PCT 015	104	104	89	0	0	64	32	97	193	1,526	12.65%
NEW LENOX PCT 016	122	122	101	0	0	76	39	108	223	1,343	16.60%
NEW LENOX PCT 017	184	184	81	0	0	85	61	119	265	1,371	19.33%
NEW LENOX PCT 018	118	118	80	0	0	53	30	115	198	1,780	11.12%
NEW LENOX PCT 019	107	107	95	0	0	51	39	112	202	2,082	9.70%
NEW LENOX PCT 020	194	194	120	0	0	106	57	151	314	2,268	13.84%
PEOTONE PCT 001	307	307	233	0	0	65	15	460	540	1,495	36.12%
PEOTONE PCT 002	326	326	198	0	0	97	22	405	524	1,549	33.83%
PLAINFIELD PCT 001	246	246	115	0	0	88	80	193	361	1,632	22.12%
PLAINFIELD PCT 002	240	240	108	0	0	96	88	164	348	1,641	21.21%
PLAINFIELD PCT 003	224	224	113	0	0	91	86	160	337	1,561	21.59%
PLAINFIELD PCT 004	101	101	44	0	0	36	13	96	145	1,445	10.03%
PLAINFIELD PCT 005	100	100	29	0	0	59	8	62	129	1,490	8.66%
PLAINFIELD PCT 006	57	57	7	0	0	15	3	46	64	958	6.68%
PLAINFIELD PCT 007	110	110	32	0	0	62	17	63	142	1,957	7.26%
PLAINFIELD PCT 008	298	298	144	0	0	104	96	242	442	1,717	25.74%
PLAINFIELD PCT 009	318	318	197	0	0	108	161	246	515	1,953	26.37%
PLAINFIELD PCT 010	269	269	194	0	0	105	141	217	463	1,259	36.78%

Canvass Results Report

Will County Election Night 4/1/2025

Run Time 12:34 PM

Run Date 04/16/2025

WILL COUNTY, ILLINOIS

CONSOLIDATED ELECTION - APRIL 1, 2025

4/1/2025

Page 503

Official Results

Registered Voters

79978 of 453563 = 17.63%

Precincts Reporting

310 of 310 = 100.00%

REGIONAL BOARD OF SCHOOL TRUSTEES (Will County) For Members of the Regional Board of School Trustees (To serve an unexpired 2-year term) - (Vote for one)

Precinct	Tony Drabik* Homer Twp 36N Range 11E	Cast Votes	Undervotes	Overvotes	Unresolved write-ins	Vote by Mail Ballots Cast	Early Voting Ballots Cast	Election Day Voting Ballots Cast	Total Ballots Cast	Registered Voters	Turnout Percentage
PLAINFIELD PCT 011	55	55	4	0	0	24	3	32	59	804	7.34%
PLAINFIELD PCT 012	138	138	55	0	0	72	16	105	193	1,689	11.43%
PLAINFIELD PCT 013	400	400	232	0	0	176	172	284	632	2,743	23.04%
PLAINFIELD PCT 014	314	314	191	0	0	133	140	232	505	1,976	25.56%
PLAINFIELD PCT 015	303	303	170	0	0	155	114	204	473	2,022	23.39%
PLAINFIELD PCT 016	237	237	116	0	0	112	64	177	353	1,762	20.03%
PLAINFIELD PCT 017	105	105	44	0	0	60	13	76	149	1,712	8.70%
PLAINFIELD PCT 018	112	112	43	0	0	50	15	90	155	1,279	12.12%
PLAINFIELD PCT 019	132	132	46	0	0	40	35	103	178	1,865	9.54%
PLAINFIELD PCT 020	163	163	73	0	0	99	44	93	236	1,780	13.26%
PLAINFIELD PCT 021	131	131	69	0	0	71	30	99	200	1,242	16.10%
PLAINFIELD PCT 022	100	100	54	0	0	57	32	65	154	1,090	14.13%
PLAINFIELD PCT 023	130	130	41	0	0	49	24	98	171	1,105	15.48%
PLAINFIELD PCT 024	189	189	75	0	0	97	18	149	264	1,224	21.57%
PLAINFIELD PCT 025	122	122	43	0	0	65	19	81	165	1,792	9.21%
PLAINFIELD PCT 026	123	123	51	0	0	61	26	87	174	2,137	8.14%
PLAINFIELD PCT 027	81	81	45	0	0	48	12	66	126	1,276	9.87%
PLAINFIELD PCT 028	95	95	49	0	0	48	15	81	144	1,539	9.36%
PLAINFIELD PCT 029	118	118	46	0	0	61	16	87	164	1,363	12.03%
PLAINFIELD PCT 030	123	123	53	0	0	57	23	96	176	1,312	13.41%
PLAINFIELD PCT 031	115	115	57	0	0	61	29	82	172	1,331	12.92%

Canvass Results Report

Will County Election Night 4/1/2025

Run Time 12:34 PM

Run Date 04/16/2025

WILL COUNTY, ILLINOIS

CONSOLIDATED ELECTION - APRIL 1, 2025

4/1/2025

Page 504

Official Results

Registered Voters
79978 of 453563 = 17.63%

Precincts Reporting
310 of 310 = 100.00%

REGIONAL BOARD OF SCHOOL TRUSTEES (Will County) For Members of the Regional Board of School Trustees (To serve an unexpired 2-year term) - (Vote for one)

Precinct	Tony Drabik* Homer Twp 36N Range 11E	Cast Votes	Undervotes	Overvotes	Unresolved write-ins	Vote by Mail Ballots Cast	Early Voting Ballots Cast	Election Day Voting Ballots Cast	Total Ballots Cast	Registered Voters	Turnout Percentage
PLAINFIELD PCT 032	132	132	40	0	0	63	16	93	172	1,313	13.10%
PLAINFIELD PCT 033	164	164	78	0	0	82	42	118	242	1,393	17.37%
PLAINFIELD PCT 034	159	159	77	0	0	64	20	152	236	1,472	16.03%
PLAINFIELD PCT 035	111	111	47	0	0	49	13	96	158	1,431	11.04%
REED PCT 001	282	282	179	0	0	43	75	343	461	1,549	29.76%
REED PCT 002	319	319	174	0	0	64	90	339	493	1,714	28.76%
REED PCT 003	279	279	165	0	0	55	92	297	444	1,556	28.53%
TROY PCT 001	112	112	57	0	0	66	14	89	169	2,852	5.93%
TROY PCT 002	73	73	26	0	0	29	15	55	99	1,840	5.38%
TROY PCT 003	119	119	34	0	0	53	10	90	153	1,250	12.24%
TROY PCT 004	138	138	51	0	0	46	27	116	189	1,218	15.52%
TROY PCT 005	136	136	78	0	0	86	36	92	214	1,095	19.54%
TROY PCT 006	71	71	29	0	0	27	11	62	100	933	10.72%
TROY PCT 007	133	133	47	0	0	86	43	51	180	2,124	8.47%
TROY PCT 008	192	192	97	0	0	102	40	147	289	2,057	14.05%
TROY PCT 009	127	127	79	0	0	45	39	122	206	1,277	16.13%
TROY PCT 010	131	131	48	0	0	44	36	99	179	1,738	10.30%
TROY PCT 011	237	237	190	0	0	106	96	225	427	1,554	27.48%
TROY PCT 012	129	129	81	0	0	34	41	135	210	874	24.03%
TROY PCT 013	212	212	108	0	0	113	65	142	320	1,827	17.52%
TROY PCT 014	161	161	95	0	0	79	35	142	256	1,956	13.09%

Canvass Results Report

Will County Election Night 4/1/2025

Run Time 12:34 PM

Run Date 04/16/2025

WILL COUNTY, ILLINOIS

CONSOLIDATED ELECTION - APRIL 1, 2025

4/1/2025

Page 505

Official Results

Registered Voters

79978 of 453563 = 17.63%

Precincts Reporting

310 of 310 = 100.00%

REGIONAL BOARD OF SCHOOL TRUSTEES (Will County) For Members of the Regional Board of School Trustees (To serve an unexpired 2-year term) - (Vote for one)

Precinct	Tony Drabik* Homer Twp 36N Range 11E	Cast Votes	Undervotes	Overvotes	Unresolved write-ins	Vote by Mail Ballots Cast	Early Voting Ballots Cast	Election Day Voting Ballots Cast	Total Ballots Cast	Registered Voters	Turnout Percentage
TROY PCT 015	96	96	73	0	0	45	31	93	169	1,294	13.06%
TROY PCT 016	223	223	119	0	0	99	77	166	342	1,897	18.03%
TROY PCT 017	142	142	70	0	0	59	51	102	212	1,672	12.68%
TROY PCT 018	123	123	60	0	0	56	29	98	183	1,583	11.56%
TROY PCT 019	87	87	46	0	0	23	32	78	133	1,839	7.23%
TROY PCT 020	84	84	50	0	0	33	35	66	134	1,661	8.07%
TROY PCT 021	77	77	56	0	0	36	20	77	133	1,719	7.74%
TROY PCT 022	68	68	28	0	0	23	9	64	96	682	14.08%
WASHINGTON PCT 001	166	166	138	0	0	36	58	210	304	1,394	21.81%
WASHINGTON PCT 002	155	155	91	0	0	24	46	176	246	1,728	14.24%
WASHINGTON PCT 003	129	129	78	0	0	39	30	138	207	1,303	15.89%
WESLEY PCT 001	193	193	109	0	0	53	9	240	302	1,491	20.25%
WHEATLAND PCT 001	116	116	61	0	0	63	31	83	177	1,293	13.69%
WHEATLAND PCT 016	66	66	33	0	0	25	16	58	99	748	13.24%
WHEATLAND PCT 019	0	0	0	0	0	0	0	0	0	9	0.00%
WHEATLAND PCT 022	31	31	12	0	0	14	11	18	43	426	10.09%
WHEATLAND PCT 023	62	62	44	0	0	32	17	57	106	847	12.51%
WHEATLAND PCT 024	70	70	50	0	0	37	28	55	120	708	16.95%
WHEATLAND PCT 025	193	193	114	0	0	75	69	163	307	1,722	17.83%
WHEATLAND PCT 026	306	306	194	0	0	158	122	220	500	2,208	22.64%
WHEATLAND PCT 027	121	121	61	0	0	67	45	70	182	1,160	15.69%

Canvass Results Report

Will County Election Night 4/1/2025

Run Time 12:34 PM

Run Date 04/16/2025

WILL COUNTY, ILLINOIS

CONSOLIDATED ELECTION - APRIL 1, 2025

4/1/2025

Page 506

Official Results

Registered Voters

79978 of 453563 = 17.63%

Precincts Reporting

310 of 310 = 100.00%

REGIONAL BOARD OF SCHOOL TRUSTEES (Will County) For Members of the Regional Board of School Trustees (To serve an unexpired 2-year term) - (Vote for one)

Precinct	Tony Drabik* Homer Twp 36N Range 11E	Cast Votes	Undervotes	Overvotes	Unresolved write-ins	Vote by Mail Ballots Cast	Early Voting Ballots Cast	Election Day Voting Ballots Cast	Total Ballots Cast	Registered Voters	Turnout Percentage
WHEATLAND PCT 028	228	228	134	0	0	93	73	196	362	1,965	18.42%
WHEATLAND PCT 029	290	290	127	0	0	103	79	235	417	1,826	22.84%
WHEATLAND PCT 030	199	199	116	0	0	71	72	172	315	1,831	17.20%
WHEATLAND PCT 036	61	61	46	0	0	31	18	58	107	557	19.21%
WHEATLAND PCT 037	9	9	7	0	0	1	9	6	16	97	16.49%
WHEATLAND PCT 038	136	136	77	0	0	96	38	79	213	1,192	17.87%
WILL PCT 001	139	139	117	0	0	34	13	209	256	1,174	21.81%
WILMINGTON PCT 001	206	206	173	0	0	68	31	280	379	1,388	27.31%
WILMINGTON PCT 002	189	189	98	0	0	44	12	231	287	1,148	25.00%
WILMINGTON PCT 003	297	297	168	0	0	82	28	355	465	1,344	34.60%
WILTON PCT 001	114	114	84	0	0	27	3	168	198	596	33.22%
Totals	44,392	44,392	23,947	0	0	17,208	13,438	37,693	68,339	403,281	16.95%

I, the undersigned do hereby certify that on April 22, 2025, I canvassed the returns of an election held on April 1, 2025 for **REGIONAL BOARD OF SCHOOL TRUSTEES (Will County)** and I proclaim that a total of **69,095** voters requested and received ballots and I do further certify the number of votes received for each candidate for this office, **and the winners are denoted with an asterisk next to his or her name.**

I further certify that the above is a true and complete Abstract of Votes and was prepared in my presence on April 22, 2025.

Annette Parker

Annette Parker, County Clerk
The County of Will, Illinois

Statement of Votes Cast
 CONSOLIDATED ELECTION
 TUESDAY, APRIL 1, 2025
 KANKAKEE COUNTY, ILLINOIS
 April 1, 2025 Consolidated
 FINAL RESULTS

Date: 4/15/2025
 Time: 2:25:03 PM CDT
 Page 207/215

	Turnout				REG BOARD OF SCHOOL TRUSTEES(WILL)-6YR TERM			
	Reg. Voters	Ballots Cast	% Turnout	Blank	Reg. Voters	Total Votes	Nancy Terlep Bartels	
Jurisdiction Wide								
ESSEX	1076	279	25.93%	0	719	170	170	100.00%
Total	69501	15164	21.82%	11	719	170	170	100.00%

ABSTRACT OF VOTES

STATE OF ILLINOIS)
COUNTY OF KANKAKEE) ss.

I, Dan Hendrickson, County Clerk of Kankakee County, do hereby certify that on April 15th, 2025, I canvassed the returns of the Consolidated Election held on April 1st, 2025, and do proclaim that a total of 247 voters requested and received ballots and I do further certify that the following list of candidates each received the number of votes recorded to him or her for the office listed below.

REG BOARD OF SCHOOL TRUSTEES(WILL)-4YR UNEXPIRED TERM

CANDIDATE	VOTES
WILL TOWNSHIP 33N RANGE 13E Kate Heisner	157
DUPAGE TOWNSHIP 37N RANGE 10E Dave Medema	129

I further certify that the above is a true and complete Abstract of Votes and was confirmed in my presence this 15th day of April, 2025.


DAN HENDRICKSON, KANKAKEE COUNTY CLERK

*To see a report of the returns (votes received) by precinct, please refer to the Statement of Votes Cast-Final Canvass.

NOTE: "Each local canvassing board shall immediately transmit a signed copy or original duplicate of its complete Abstract of Votes to each election authority having jurisdiction over any of the respective political subdivision, and to the State Board of Elections..." (10 ILCS 5/22-18)

Statement of Votes Cast
 CONSOLIDATED ELECTION
 TUESDAY, APRIL 1, 2025
 KANKAKEE COUNTY, ILLINOIS
 April 1, 2025 Consolidated
 FINAL RESULTS

Date: 4/15/2025
 Time: 2:25:03 PM CDT
 Page 208/215

	Turnout				REG BOARD OF SCHOOL TRUSTEES(WILL)- 4YR UNEXPIRED TERM					
	Reg. Voters	Ballots Cast	% Turnout	Blank	Reg. Voters	Total Votes	Kate Heisner		Dave Medema	
Jurisdiction Wide										
ESSEX	1076	279	25.93%	0	719	286	157	54.90%	129	45.10%
Total	69501	15164	21.82%	11	719	286	157	54.90%	129	45.10%

ABSTRACT OF VOTES

STATE OF ILLINOIS)
COUNTY OF KANKAKEE) ss.

I, Dan Hendrickson, County Clerk of Kankakee County, do hereby certify that on April 15th, 2025, I canvassed the returns of the Consolidated Election held on April 1st, 2025, and do proclaim that a total of 247 voters requested and received ballots and I do further certify that the following list of candidates each received the number of votes recorded to him or her for the office listed below.

REG BOARD OF SCHOOL TRUSTEES(WILL)-2YR UNEXPIRED TERM

CANDIDATE	VOTES
HOMER TOWNSHIP 36N RANGE 11E Tony Drabik	166

I further certify that the above is a true and complete Abstract of Votes and was confirmed in my presence this 15th day of April, 2025.


DAN HENDRICKSON, KANKAKEE COUNTY CLERK

*To see a report of the returns (votes received) by precinct, please refer to the Statement of Votes Cast-Final Canvass.

NOTE: "Each local canvassing board shall immediately transmit a signed copy or original duplicate of its complete Abstract of Votes to each election authority having jurisdiction over any of the respective political subdivision, and to the State Board of Elections..." (10 ILCS 5/22-18)

Statement of Votes Cast
 CONSOLIDATED ELECTION
 TUESDAY, APRIL 1, 2025
 KANKAKEE COUNTY, ILLINOIS
 April 1, 2025 Consolidated
 FINAL RESULTS

Date: 4/15/2025
 Time: 2:25:03 PM CDT
 Page 209/215

	Turnout				REG BOARD OF SCHOOL TRUSTEES(WILL)-2YR UNEXPIRED TERM			
	Reg. Voters	Ballots Cast	% Turnout	Blank	Reg. Voters	Total Votes	Tony Drabik	
Jurisdiction Wide								
ESSEX	1076	279	25.93%	0	719	166	166	100.00%
Total	69501	15164	21.82%	11	719	166	166	100.00%

JURISDICTIONAL CANVASS
 RUN DATE:04/15/25 03:02 PM

(WILL)
 APRIL 1, 2025
 KENDALL COUNTY, ILLINOIS
 WITH 6 OF 6 PRECINCTS REPORTING

OFFICIAL
 REPORT-EL86 PAGE 001

01 = BALLOTS CAST
 REG.SCH.BD. (6YR) (WILL)
 (VOTE FOR) 2
 02 = Nancy Terlep Barteis
 03 = WRITE-IN

VOTES	PERCENT	
509		REG.SCH.BD. (UNEX.4YR) (WILL) (VOTE FOR) 2
		04 = Kate Heisner
		05 = Dave Medema
360	95.49	REG.SCH.BD. (UNEX.2YR) (WILL) (VOTE FOR) 1
17	4.51	06 = Tony Drabik

VOTES	PERCENT
335	54.65
278	45.35
364	100.00

0068 NA AU SAY 1
 0069 NA AU SAY 2
 0070 NA AU SAY 3
 0071 NA AU SAY 4
 0072 NA AU SAY 5
 0073 NA AU SAY 6

	01	02	03	04	05	06
0068 NA AU SAY 1	20	16	0	11	15	15
0069 NA AU SAY 2	127	91	1	81	66	87
0070 NA AU SAY 3	76	55	1	53	42	54
0071 NA AU SAY 4	94	65	3	62	49	69
0072 NA AU SAY 5	88	55	7	50	41	57
0073 NA AU SAY 6	104	78	5	78	65	82

CONSOLIDATED ELECTION

April 1, 2025

LIST OF PERSONS WHO FILED A DECLARATION

OF

INTENT TO BE A WRITE-IN CANDIDATE

OFFICIAL RESULTS KENDALL COUNTY

NAME	ADDRESS	OFFICE THE PERSON SEEKS	Votes Received
Larry Crawford	613 N Hickory Street, Joliet	City of Joliet Councilperson At-Large	9
Jim Lanham	4230 Doe Court, Joliet	City of Joliet Councilperson At-Large	5
Rebecca Nelson	1504 Ronie Drive, Sandwich	City of Sandwich Alderperson Ward 4	6
Matthew Anzelc	15431 Brisbon Road, Minooka	Lisbon Township Road Commissioner	111
Scott McCleary	206 S Gladstone, Aurora	Aurora Library Trustee	2
Eric Bernaeki	2210 Ashby Lane, Plainfield	Will County ROE Trustee	2

FIRE DISTRICTS



Canvass Results Report

Will County Election Night 4/1/2025

Run Time 12:34 PM

Run Date 04/16/2025

WILL COUNTY, ILLINOIS

CONSOLIDATED ELECTION - APRIL 1, 2025

4/1/2025

Page 507

Official Results

Registered Voters
79978 of 453563 = 17.63%

Precincts Reporting
310 of 310 = 100.00%

BEECHER FIRE PROTECTION DISTRICT For Fire Trustee (To serve an unexpired 4-year term) - (Vote for one)

Precinct	Lyle Siefker	Cast Votes	Undervotes	Overvotes	Unresolved write-ins	Vote by Mail Ballots Cast	Early Voting Ballots Cast	Election Day Voting Ballots Cast	Total Ballots Cast	Registered Voters	Turnout Percentage
WASHINGTON PCT 001	218	218	86	0	0	36	58	210	304	1,394	21.81%
WASHINGTON PCT 002	179	179	67	0	0	24	46	176	246	1,728	14.24%
WASHINGTON PCT 003	176	176	31	0	0	39	30	138	207	1,303	15.89%
WILL PCT 001	13	13	4	0	0	3	0	14	17	182	9.34%
Totals	586	586	188	0	0	102	134	538	774	4,607	16.80%

Canvass Results Report

Will County Election Night 4/1/2025

Run Time 12:34 PM

Run Date 04/16/2025

WILL COUNTY, ILLINOIS

CONSOLIDATED ELECTION - APRIL 1, 2025

4/1/2025

Page 508

Official Results

Registered Voters
79978 of 453563 = 17.63%

Precincts Reporting
310 of 310 = 100.00%

BEECHER FIRE PROTECTION DISTRICT For Fire Trustee - (Vote for not more than two)

Precinct	Michael Waterman	Bruce Becker	Cast Votes	Undervotes	Overvotes	Unresolved write-ins	Vote by Mail Ballots Cast	Early Voting Ballots Cast	Election Day Voting Ballots Cast	Total Ballots Cast	Registered Voters	Turnout Percentage
WASHINGTON PCT 001	212	187	399	209	0	0	36	58	210	304	1,394	21.81%
WASHINGTON PCT 002	172	135	307	185	0	0	24	46	176	246	1,728	14.24%
WASHINGTON PCT 003	159	150	309	105	0	0	39	30	138	207	1,303	15.89%
WILL PCT 001	10	14	24	10	0	0	3	0	14	17	182	9.34%
Totals	553	486	1,039	509	0	0	102	134	538	774	4,607	16.80%

Canvass Results Report

Will County Election Night 4/1/2025

Run Time 12:34 PM
Run Date 04/16/2025

WILL COUNTY, ILLINOIS

CONSOLIDATED ELECTION - APRIL 1, 2025

4/1/2025
Page 509

Official Results

Registered Voters
79978 of 453563 = 17.63%
Precincts Reporting
310 of 310 = 100.00%

BRAIDWOOD FIRE PROTECTION DISTRICT (Grundy & Will Counties) For Fire Trustee - (Vote for one)

Precinct	William Ritze*	Cast Votes	Undervotes	Overvotes	Unresolved write-ins	Vote by Mail Ballots Cast	Early Voting Ballots Cast	Election Day Voting Ballots Cast	Total Ballots Cast	Registered Voters	Turnout Percentage
CUSTER PCT 001	147	147	41	0	0	39	7	142	188	897	20.96%
REED PCT 001	364	364	97	0	0	43	75	343	461	1,549	29.76%
REED PCT 002	381	381	112	0	0	64	90	339	493	1,714	28.76%
REED PCT 003	354	354	90	0	0	55	92	297	444	1,551	28.63%
Totals	1,246	1,246	340	0	0	201	264	1,121	1,586	5,711	27.77%

I, the undersigned do hereby certify that on April 22, 2025, I canvassed the returns of an election held on April 1, 2025 for **BRAIDWOOD FIRE PROTECTION DISTRICT** and I proclaim that a total of **1,592** voters requested and received ballots and I do further certify the number of votes received for each candidate for this office, **and the winners are denoted with an asterisk next to his or her name.**

I further certify that the above is a true and complete Abstract of Votes and was prepared in my presence on April 22, 2025.



Annette Parker, County Clerk
The County of Will, Illinois

Canvass Results Report

Official Results

Run Time 10:33 AM

Run Date 04/16/2025

Grundy County, Illinois

Consolidated Election

4/1/2025

Page 142

Official Results

Registered Voters

6104 of 36413 = 16.76%

Precincts Reporting

40 of 40 = 100.00%

FOR BRAIDWOOD FIRE PROTECTION DISTRICT TRUSTEE - (VOTE FOR ONE)

Precinct	WILLIAM RITZE	Cast Votes	Undervotes	Overvotes	Vote by Mail Ballots Cast	Early Voting Ballots Cast	Election Day Voting Ballots Cast	Total Ballots Cast	Registered Voters	Turnout Percentage
BRACEVILLE 02	4	4	2	0	1	0	5	6	30	20.00%
Totals	4	4	2	0	1	0	5	6	30	20.00%

Canvass Results Report

Will County Election Night 4/1/2025

Run Time 12:34 PM

Run Date 04/16/2025

WILL COUNTY, ILLINOIS

CONSOLIDATED ELECTION - APRIL 1, 2025

4/1/2025

Page 510

Official Results

Registered Voters
79978 of 453563 = 17.63%

Precincts Reporting
310 of 310 = 100.00%

CRETE TOWNSHIP FIRE PROTECTION DISTRICT For Fire Trustee - (Vote for one)

Precinct	Tim Miller	Cast Votes	Undervotes	Overvotes	Unresolved write-ins	Vote by Mail Ballots Cast	Early Voting Ballots Cast	Election Day Voting Ballots Cast	Total Ballots Cast	Registered Voters	Turnout Percentage
CRETE PCT 001	3	3	0	0	0	2	0	1	3	29	10.34%
CRETE PCT 004	2	2	0	0	0	2	0	0	2	10	20.00%
CRETE PCT 005	1	1	2	0	0	3	0	0	3	23	13.04%
CRETE PCT 006	82	82	13	0	0	41	10	44	95	692	13.73%
CRETE PCT 007	86	86	29	0	0	44	10	61	115	1,260	9.13%
CRETE PCT 008	8	8	2	0	0	3	3	4	10	112	8.93%
CRETE PCT 009	0	0	0	0	0	0	0	0	0	2	0.00%
CRETE PCT 010	39	39	12	0	0	21	4	26	51	1,056	4.83%
CRETE PCT 011	87	87	20	0	0	46	13	48	107	958	11.17%
CRETE PCT 012	97	97	17	0	0	37	11	66	114	1,045	10.91%
Totals	405	405	95	0	0	199	51	250	500	5,187	9.64%

Canvass Results Report

Will County Election Night 4/1/2025

Run Time 12:34 PM

Run Date 04/16/2025

WILL COUNTY, ILLINOIS

CONSOLIDATED ELECTION - APRIL 1, 2025

4/1/2025

Page 511

Official Results

Registered Voters
79978 of 453563 = 17.63%

Precincts Reporting
310 of 310 = 100.00%

EAST JOLIET FIRE PROTECTION DISTRICT For Fire Trustee - (Vote for one)

Precinct	Doug Oram Sr.	Cast Votes	Undervotes	Overvotes	Unresolved write-ins	Vote by Mail Ballots Cast	Early Voting Ballots Cast	Election Day Voting Ballots Cast	Total Ballots Cast	Registered Voters	Turnout Percentage
JOLIET PCT 007	23	23	5	0	0	14	2	12	28	270	10.37%
JOLIET PCT 013	1	1	1	0	0	0	2	0	2	34	5.88%
JOLIET PCT 015	46	46	6	0	0	21	8	23	52	752	6.91%
JOLIET PCT 016	41	41	7	0	0	12	6	30	48	391	12.28%
JOLIET PCT 029	25	25	4	0	0	13	3	13	29	492	5.89%
JOLIET PCT 030	87	87	16	0	0	26	9	68	103	1,207	8.53%
JOLIET PCT 032	0	0	0	0	0	0	0	0	0	29	0.00%
JOLIET PCT 034	32	32	3	0	0	12	11	12	35	381	9.19%
JOLIET PCT 035	103	103	13	0	0	38	25	53	116	762	15.22%
JOLIET PCT 036	92	92	10	0	0	34	19	49	102	929	10.98%
JOLIET PCT 037	107	107	15	0	0	52	14	56	122	1,043	11.70%
Totals	557	557	80	0	0	222	99	316	637	6,290	10.13%

Canvass Results Report

Will County Election Night 4/1/2025

Run Time 12:34 PM
Run Date 04/16/2025

WILL COUNTY, ILLINOIS

CONSOLIDATED ELECTION - APRIL 1, 2025

4/1/2025
Page 512

Official Results

Registered Voters
79978 of 453563 = 17.63%
Precincts Reporting
310 of 310 = 100.00%

FRANKFORT FIRE PROTECTION DISTRICT For Fire Trustee (To serve an unexpired 2-year term) - (Vote for one)

Precinct	James M. McGeever Jr.	Mitchell Krawczyk	Cast Votes	Undervotes	Overvotes	Unresolved write-ins	Vote by Mail Ballots Cast	Early Voting Ballots Cast	Election Day Voting Ballots Cast	Total Ballots Cast	Registered Voters	Turnout Percentage
FRANKFORT PCT 003	0	0	0	0	0	0	0	0	0	0	2	0.00%
FRANKFORT PCT 004	97	65	162	73	4	0	68	59	112	239	1,023	23.36%
FRANKFORT PCT 008	36	35	71	24	2	0	30	29	38	97	716	13.55%
FRANKFORT PCT 011	131	66	197	106	8	0	69	117	125	311	1,437	21.64%
FRANKFORT PCT 014	105	74	179	75	4	0	39	74	145	258	1,420	18.17%
FRANKFORT PCT 015	141	115	256	91	4	0	60	124	167	351	1,837	19.11%
FRANKFORT PCT 016	142	95	237	122	3	0	98	123	141	362	1,520	23.82%
FRANKFORT PCT 017	122	84	206	105	2	0	64	70	179	313	1,531	20.44%
FRANKFORT PCT 018	128	102	230	79	5	0	48	74	192	314	1,291	24.32%
FRANKFORT PCT 019	131	91	222	82	4	0	65	105	138	308	1,647	18.70%
FRANKFORT PCT 020	120	91	211	85	6	0	53	108	141	302	1,448	20.86%
FRANKFORT PCT 021	228	170	398	170	9	0	116	170	291	577	1,816	31.77%
FRANKFORT PCT 022	231	144	375	158	7	0	161	214	165	540	1,470	36.73%
FRANKFORT PCT 023	165	101	266	107	4	0	75	148	154	377	1,305	28.89%
FRANKFORT PCT 024	121	97	218	101	3	0	59	111	152	322	1,384	23.27%
FRANKFORT PCT 025	216	131	347	172	12	0	64	210	257	531	1,280	41.48%
FRANKFORT PCT 026	191	96	287	118	6	0	83	170	158	411	1,552	26.48%
FRANKFORT PCT 027	160	88	248	96	7	0	69	115	167	351	1,441	24.36%
FRANKFORT PCT 028	163	90	253	99	8	0	69	146	145	360	2,130	16.90%
GREEN GARDEN PCT 001	83	66	149	65	6	0	31	29	160	220	979	22.47%
GREEN GARDEN PCT 002	36	19	55	34	1	0	20	4	66	90	490	18.37%

Canvass Results Report

Will County Election Night 4/1/2025

Run Time 12:34 PM

Run Date 04/16/2025

WILL COUNTY, ILLINOIS

CONSOLIDATED ELECTION - APRIL 1, 2025

4/1/2025

Page 513

Official Results

Registered Voters
79978 of 453563 = 17.63%

Precincts Reporting
310 of 310 = 100.00%

FRANKFORT FIRE PROTECTION DISTRICT For Fire Trustee (To serve an unexpired 2-year term) - (Vote for one)

Precinct	James M. McGeever Jr.	Mitchell Krawczyk	Cast Votes	Undervotes	Overvotes	Unresolved write-ins	Vote by Mail Ballots Cast	Early Voting Ballots Cast	Election Day Voting Ballots Cast	Total Ballots Cast	Registered Voters	Turnout Percentage
MANHATTAN PCT 003	0	0	0	0	0	0	0	0	0	0	5	0.00%
Totals	2,747	1,820	4,567	1,962	105	0	1,341	2,200	3,093	6,634	27,724	23.93%

Canvass Results Report

Will County Election Night 4/1/2025

Run Time 12:34 PM

Run Date 04/16/2025

WILL COUNTY, ILLINOIS

CONSOLIDATED ELECTION - APRIL 1, 2025

4/1/2025

Page 514

Official Results

Registered Voters
79978 of 453563 = 17.63%

Precincts Reporting
310 of 310 = 100.00%

FRANKFORT FIRE PROTECTION DISTRICT For Fire Trustee (To serve an unexpired 4-year term) - (Vote for one)

Precinct	Robert F. Boll	Cast Votes	Undervotes	Overvotes	Unresolved write-ins	Vote by Mail Ballots Cast	Early Voting Ballots Cast	Election Day Voting Ballots Cast	Total Ballots Cast	Registered Voters	Turnout Percentage
FRANKFORT PCT 003	0	0	0	0	0	0	0	0	0	2	0.00%
FRANKFORT PCT 004	155	155	84	0	0	68	59	112	239	1,023	23.36%
FRANKFORT PCT 008	71	71	26	0	0	30	29	38	97	716	13.55%
FRANKFORT PCT 011	207	207	104	0	0	69	117	125	311	1,437	21.64%
FRANKFORT PCT 014	189	189	69	0	0	39	74	145	258	1,420	18.17%
FRANKFORT PCT 015	241	241	110	0	0	60	124	167	351	1,837	19.11%
FRANKFORT PCT 016	218	218	144	0	0	98	123	141	362	1,520	23.82%
FRANKFORT PCT 017	194	194	119	0	0	64	70	179	313	1,531	20.44%
FRANKFORT PCT 018	211	211	103	0	0	48	74	192	314	1,291	24.32%
FRANKFORT PCT 019	207	207	101	0	0	65	105	138	308	1,647	18.70%
FRANKFORT PCT 020	203	203	99	0	0	53	108	141	302	1,448	20.86%
FRANKFORT PCT 021	375	375	202	0	0	116	170	291	577	1,816	31.77%
FRANKFORT PCT 022	365	365	175	0	0	161	214	165	540	1,470	36.73%
FRANKFORT PCT 023	256	256	121	0	0	75	148	154	377	1,305	28.89%
FRANKFORT PCT 024	215	215	107	0	0	59	111	152	322	1,384	23.27%
FRANKFORT PCT 025	351	351	180	0	0	64	210	257	531	1,280	41.48%
FRANKFORT PCT 026	274	274	137	0	0	83	170	158	411	1,552	26.48%
FRANKFORT PCT 027	235	235	116	0	0	69	115	167	351	1,441	24.36%
FRANKFORT PCT 028	259	259	101	0	0	69	146	145	360	2,130	16.90%
GREEN GARDEN PCT 001	149	149	71	0	0	31	29	160	220	979	22.47%
GREEN GARDEN PCT 002	58	58	32	0	0	20	4	66	90	490	18.37%

Canvass Results Report

Will County Election Night 4/1/2025

Run Time 12:34 PM

Run Date 04/16/2025

WILL COUNTY, ILLINOIS

CONSOLIDATED ELECTION - APRIL 1, 2025

4/1/2025

Page 515

Official Results

Registered Voters
79978 of 453563 = 17.63%

Precincts Reporting
310 of 310 = 100.00%

FRANKFORT FIRE PROTECTION DISTRICT For Fire Trustee (To serve an unexpired 4-year term) - (Vote for one)

Precinct	Robert F. Boll	Cast Votes	Undervotes	Overvotes	Unresolved write-ins	Vote by Mail Ballots Cast	Early Voting Ballots Cast	Election Day Voting Ballots Cast	Total Ballots Cast	Registered Voters	Turnout Percentage
MANHATTAN PCT 003	0	0	0	0	0	0	0	0	0	5	0.00%
Totals	4,433	4,433	2,201	0	0	1,341	2,200	3,093	6,634	27,724	23.93%

Canvass Results Report

Will County Election Night 4/1/2025

Run Time 12:34 PM

Run Date 04/16/2025

WILL COUNTY, ILLINOIS

CONSOLIDATED ELECTION - APRIL 1, 2025

4/1/2025

Page 516

Official Results

Registered Voters

79978 of 453563 = 17.63%

Precincts Reporting

310 of 310 = 100.00%

FRANKFORT FIRE PROTECTION DISTRICT For Fire Trustee - (Vote for not more than two)

Precinct	Nicholas Spano	Patricia Ann Field	Cast Votes	Undervotes	Overvotes	Unresolved write-ins	Vote by Mail Ballots Cast	Early Voting Ballots Cast	Election Day Voting Ballots Cast	Total Ballots Cast	Registered Voters	Turnout Percentage
FRANKFORT PCT 003	0	0	0	0	0	0	0	0	0	0	2	0.00%
FRANKFORT PCT 004	130	129	259	219	0	0	68	59	112	239	1,023	23.36%
FRANKFORT PCT 008	58	62	120	74	0	0	30	29	38	97	716	13.55%
FRANKFORT PCT 011	182	165	347	275	0	0	69	117	125	311	1,437	21.64%
FRANKFORT PCT 014	161	157	318	198	0	0	39	74	145	258	1,420	18.17%
FRANKFORT PCT 015	220	208	428	274	0	0	60	124	167	351	1,837	19.11%
FRANKFORT PCT 016	201	187	388	336	0	0	98	123	141	362	1,520	23.82%
FRANKFORT PCT 017	174	159	333	293	0	0	64	70	179	313	1,531	20.44%
FRANKFORT PCT 018	186	178	364	264	0	0	48	74	192	314	1,291	24.32%
FRANKFORT PCT 019	185	178	363	253	0	0	65	105	138	308	1,647	18.70%
FRANKFORT PCT 020	168	168	336	268	0	0	53	108	141	302	1,448	20.86%
FRANKFORT PCT 021	338	324	662	492	0	0	116	170	291	577	1,816	31.77%
FRANKFORT PCT 022	322	309	631	449	0	0	161	214	165	540	1,470	36.73%
FRANKFORT PCT 023	221	214	435	319	0	0	75	148	154	377	1,305	28.89%
FRANKFORT PCT 024	190	187	377	267	0	0	59	111	152	322	1,384	23.27%
FRANKFORT PCT 025	316	280	596	466	0	0	64	210	257	531	1,280	41.48%
FRANKFORT PCT 026	240	232	472	350	0	0	83	170	158	411	1,552	26.48%
FRANKFORT PCT 027	212	183	395	307	0	0	69	115	167	351	1,441	24.36%
FRANKFORT PCT 028	217	221	438	282	0	0	69	146	145	360	2,130	16.90%
GREEN GARDEN PCT 001	117	112	229	211	0	0	31	29	160	220	979	22.47%
GREEN GARDEN PCT 002	44	48	92	88	0	0	20	4	66	90	490	18.37%

Canvass Results Report

Will County Election Night 4/1/2025

Run Time 12:34 PM

Run Date 04/16/2025

WILL COUNTY, ILLINOIS

CONSOLIDATED ELECTION - APRIL 1, 2025

4/1/2025

Page 517

Official Results

Registered Voters
79978 of 453563 = 17.63%

Precincts Reporting
310 of 310 = 100.00%

FRANKFORT FIRE PROTECTION DISTRICT For Fire Trustee - (Vote for not more than two)

Precinct	Nicholas Spano	Patricia Ann Field	Cast Votes	Undervotes	Overvotes	Unresolved write-ins	Vote by Mail Ballots Cast	Early Voting Ballots Cast	Election Day Voting Ballots Cast	Total Ballots Cast	Registered Voters	Turnout Percentage
MANHATTAN PCT 003	0	0	0	0	0	0	0	0	0	0	5	0.00%
Totals	3,882	3,701	7,583	5,685	0	0	1,341	2,200	3,093	6,634	27,724	23.93%

Canvass Results Report

Will County Election Night 4/1/2025

Run Time 12:34 PM

Run Date 04/16/2025

WILL COUNTY, ILLINOIS

CONSOLIDATED ELECTION - APRIL 1, 2025

4/1/2025

Page 518

Official Results

Registered Voters
79978 of 453563 = 17.63%

Precincts Reporting
310 of 310 = 100.00%

HOMER TOWNSHIP FIRE PROTECTION DISTRICT For Fire Trustee - (Vote for one)

Precinct	No Candidate	Ken Fijan (W)	Cast Votes	Undervotes	Overvotes	Unresolved write-ins	Vote by Mail Ballots Cast	Early Voting Ballots Cast	Election Day Voting Ballots Cast	Total Ballots Cast	Registered Voters	Turnout Percentage
HOMER PCT 001	0	0	0	34	0	0	5	7	22	34	210	16.19%
HOMER PCT 002	0	0	0	109	0	0	11	16	82	109	489	22.29%
HOMER PCT 005	0	0	0	21	0	0	11	4	6	21	97	21.65%
HOMER PCT 007	0	5	5	196	0	0	48	22	131	201	974	20.64%
HOMER PCT 010	0	14	14	158	0	0	60	19	93	172	1,002	17.17%
HOMER PCT 011	0	3	3	282	0	0	72	47	166	285	1,470	19.39%
HOMER PCT 012	0	4	4	282	0	0	59	45	182	286	1,550	18.45%
HOMER PCT 013	0	5	5	214	0	0	74	30	115	219	1,650	13.27%
HOMER PCT 014	0	1	1	272	0	0	68	47	158	273	1,554	17.57%
HOMER PCT 017	0	2	2	194	0	0	39	44	113	196	1,081	18.13%
HOMER PCT 019	0	3	3	292	0	0	85	22	188	295	1,694	17.41%
Totals	0	37	37	2,054	0	0	532	303	1,256	2,091	11,771	17.76%

Canvass Results Report

Will County Election Night 4/1/2025

Run Time 12:34 PM

Run Date 04/16/2025

WILL COUNTY, ILLINOIS

CONSOLIDATED ELECTION - APRIL 1, 2025

4/1/2025

Page 519

Official Results

Registered Voters

79978 of 453563 = 17.63%

Precincts Reporting

310 of 310 = 100.00%

LEMONT FIRE PROTECTION DISTRICT (Cook, DuPage & Will Counties) For Fire Trustee - (Vote for one)

Precinct	Dan Tholotowsky	John Goushas	Cast Votes	Undervotes	Overvotes	Unresolved write-ins	Vote by Mail Ballots Cast	Early Voting Ballots Cast	Election Day Voting Ballots Cast	Total Ballots Cast	Registered Voters	Turnout Percentage
DUPAGE PCT 028	0	0	0	0	0	0	0	0	0	0	3	0.00%
DUPAGE PCT 033	17	6	23	11	0	0	15	8	11	34	202	16.83%
Totals	17	6	23	11	0	0	15	8	11	34	205	16.59%

This political subdivision has been canvassed by the election authority in which their principal office is located.

Canvass Results Report

Will County Election Night 4/1/2025

Run Time 12:34 PM

Run Date 04/16/2025

WILL COUNTY, ILLINOIS

CONSOLIDATED ELECTION - APRIL 1, 2025

4/1/2025

Page 520

Official Results

Registered Voters
79978 of 453563 = 17.63%

Precincts Reporting
310 of 310 = 100.00%

LOCKPORT TOWNSHIP FIRE PROTECTION DISTRICT For Fire Trustee - (Vote for not more than two)

Precinct	David Palya	Rhonda Casagrande	John Batusich	Cast Votes	Undervotes	Overvotes	Unresolved write-ins	Vote by Mail Ballots Cast	Early Voting Ballots Cast	Election Day Voting Ballots Cast	Total Ballots Cast	Registered Voters	Turnout Percentage
DUPAGE PCT 033	7	13	12	32	22	0	0	8	3	16	27	110	24.55%
DUPAGE PCT 034	90	155	179	424	140	0	0	118	14	150	282	996	28.31%
HOMER PCT 015	89	98	131	318	190	0	0	63	53	138	254	1,899	13.38%
HOMER PCT 016	113	133	161	407	181	0	0	81	36	177	294	2,208	13.32%
HOMER PCT 018	77	108	148	333	119	0	0	49	36	141	226	2,017	11.20%
JOLIET PCT 001	26	35	26	87	37	0	0	19	8	35	62	826	7.51%
JOLIET PCT 002	1	1	2	4	0	0	0	1	0	1	2	7	28.57%
LOCKPORT PCT 001	204	356	399	959	305	1	0	243	49	341	633	1,833	34.53%
LOCKPORT PCT 002	0	0	0	0	0	0	0	0	0	0	0	0	0.00%
LOCKPORT PCT 004	25	33	43	101	31	0	0	36	6	24	66	511	12.92%
LOCKPORT PCT 005	141	160	200	501	233	0	0	74	82	211	367	1,416	25.92%
LOCKPORT PCT 006	67	84	59	210	68	0	0	71	14	54	139	1,981	7.02%
LOCKPORT PCT 007	62	89	78	229	81	0	0	43	22	90	155	1,897	8.17%
LOCKPORT PCT 008	51	70	38	159	63	0	0	32	26	53	111	1,618	6.86%
LOCKPORT PCT 009	150	263	290	703	237	0	0	189	36	245	470	2,114	22.23%
LOCKPORT PCT 010	127	146	175	448	200	1	0	52	62	211	325	1,466	22.17%
LOCKPORT PCT 011	172	171	221	564	222	0	0	81	108	204	393	1,449	27.12%
LOCKPORT PCT 012	150	149	184	483	217	1	0	78	79	194	351	1,541	22.78%
LOCKPORT PCT 013	323	464	506	1,293	497	1	0	232	102	562	896	1,968	45.53%
LOCKPORT PCT 014	121	186	185	492	154	0	0	71	33	219	323	1,340	24.10%
LOCKPORT PCT 015	118	133	122	373	129	1	0	46	17	189	252	1,301	19.37%

Canvass Results Report

Will County Election Night 4/1/2025

Run Time 12:34 PM
Run Date 04/16/2025

WILL COUNTY, ILLINOIS

CONSOLIDATED ELECTION - APRIL 1, 2025

4/1/2025
Page 521

Official Results

Registered Voters
79978 of 453563 = 17.63%

Precincts Reporting
310 of 310 = 100.00%

LOCKPORT TOWNSHIP FIRE PROTECTION DISTRICT For Fire Trustee - (Vote for not more than two)

Precinct	David Palya	Rhonda Casagrande	John Batusich	Cast Votes	Undervotes	Overvotes	Unresolved write-ins	Vote by Mail Ballots Cast	Early Voting Ballots Cast	Election Day Voting Ballots Cast	Total Ballots Cast	Registered Voters	Turnout Percentage
LOCKPORT PCT 016	169	161	176	506	198	0	0	67	86	199	352	1,508	23.34%
LOCKPORT PCT 017	207	209	258	674	230	0	0	87	123	242	452	1,441	31.37%
LOCKPORT PCT 018	137	135	175	447	189	0	0	79	78	161	318	1,623	19.59%
LOCKPORT PCT 019	174	218	245	637	217	0	0	120	95	212	427	1,508	28.32%
LOCKPORT PCT 020	114	196	224	534	146	0	0	78	36	226	340	1,176	28.91%
LOCKPORT PCT 021	98	139	134	371	111	1	0	79	28	135	242	1,384	17.49%
LOCKPORT PCT 022	117	129	148	394	142	0	0	55	34	179	268	1,099	24.39%
LOCKPORT PCT 023	97	87	112	296	106	0	0	39	22	140	201	1,033	19.46%
LOCKPORT PCT 024	39	59	44	142	66	0	0	21	18	65	104	842	12.35%
PLAINFIELD PCT 004	52	83	61	196	94	0	0	36	13	96	145	1,445	10.03%
PLAINFIELD PCT 005	58	72	70	200	56	1	0	59	8	62	129	1,490	8.66%
PLAINFIELD PCT 007	41	33	40	114	34	0	0	29	9	36	74	955	7.75%
PLAINFIELD PCT 011	29	36	29	94	24	0	0	24	3	32	59	804	7.34%
PLAINFIELD PCT 012	88	109	88	285	101	0	0	72	16	105	193	1,689	11.43%
PLAINFIELD PCT 034	43	45	60	148	76	0	0	24	7	81	112	473	23.68%
TROY PCT 006	18	42	27	87	37	0	0	15	8	39	62	541	11.46%
WHEATLAND PCT 038	0	1	0	1	1	0	0	1	0	0	1	4	25.00%
Totals	3,595	4,601	5,050	13,246	4,954	7	0	2,472	1,370	5,265	9,107	47,513	19.17%

Canvass Results Report

Will County Election Night 4/1/2025

Run Time 12:34 PM
Run Date 04/16/2025

WILL COUNTY, ILLINOIS

CONSOLIDATED ELECTION - APRIL 1, 2025

4/1/2025
Page 522

Official Results

Registered Voters
79978 of 453563 = 17.63%
Precincts Reporting
310 of 310 = 100.00%

MOKENA FIRE PROTECTION DISTRICT (Cook & Will Counties) For Fire Trustee - (Vote for one)

Precinct	Dennis Burkhardt	Cast Votes	Undervotes	Overvotes	Unresolved write-ins	Vote by Mail Ballots Cast	Early Voting Ballots Cast	Election Day Voting Ballots Cast	Total Ballots Cast	Registered Voters	Turnout Percentage
FRANKFORT PCT 001	261	261	94	0	0	64	90	201	355	1,938	18.32%
FRANKFORT PCT 002	257	257	109	0	0	112	107	147	366	1,520	24.08%
FRANKFORT PCT 003	0	0	0	0	0	0	0	0	0	3	0.00%
FRANKFORT PCT 004	36	36	20	0	0	13	14	29	56	380	14.74%
FRANKFORT PCT 005	322	322	99	0	0	101	97	223	421	2,019	20.85%
FRANKFORT PCT 006	250	250	104	0	0	51	81	222	354	1,417	24.98%
FRANKFORT PCT 007	225	225	76	0	0	62	80	159	301	1,358	22.16%
FRANKFORT PCT 010	0	0	0	0	0	0	0	0	0	4	0.00%
FRANKFORT PCT 012	222	222	93	0	0	58	74	183	315	1,170	26.92%
FRANKFORT PCT 013	178	178	89	0	0	72	47	148	267	1,232	21.67%
FRANKFORT PCT 016	8	8	3	0	0	2	2	7	11	28	39.29%
FRANKFORT PCT 017	76	76	30	0	0	35	22	49	106	373	28.42%
FRANKFORT PCT 018	24	24	13	0	0	9	13	15	37	210	17.62%
HOMER PCT 017	51	51	29	0	0	25	11	44	80	492	16.26%
Totals	1,910	1,910	759	0	0	604	638	1,427	2,669	12,144	21.98%

No registered voters for this district in Cook County

Canvass Results Report

Will County Election Night 4/1/2025

Run Time 12:34 PM
Run Date 04/16/2025

WILL COUNTY, ILLINOIS

CONSOLIDATED ELECTION - APRIL 1, 2025

4/1/2025
Page 523

Official Results

Registered Voters
79978 of 453563 = 17.63%
Precincts Reporting
310 of 310 = 100.00%

NEW LENOX FIRE PROTECTION DISTRICT For Fire Trustee - (Vote for not more than two)

Precinct	Lori A. Fischer	Roy Skip Minger	W. Brandon Rinker	David J. Popp	Cast Votes	Undervotes	Overvotes	Unresolved write-ins	Vote by Mail Ballots Cast	Early Voting Ballots Cast	Election Day Voting Ballots Cast	Total Ballots Cast	Registered Voters	Turnout Percentage
NEW LENOX PCT 001	8	6	5	3	22	2	0	0	5	2	5	12	82	14.63%
NEW LENOX PCT 002	108	107	83	116	414	102	1	0	85	38	136	259	1,861	13.92%
NEW LENOX PCT 003	1	0	0	0	1	1	0	0	1	0	0	1	12	8.33%
NEW LENOX PCT 004	71	76	42	64	253	59	0	0	35	23	98	156	990	15.76%
NEW LENOX PCT 005	88	81	60	79	308	98	0	0	50	42	111	203	1,337	15.18%
NEW LENOX PCT 006	68	70	66	96	300	108	0	0	49	33	122	204	1,509	13.52%
NEW LENOX PCT 007	93	80	94	131	398	166	1	0	107	74	102	283	1,696	16.69%
NEW LENOX PCT 008	76	76	70	85	307	107	0	0	63	44	100	207	1,330	15.56%
NEW LENOX PCT 009	36	42	33	49	160	52	1	0	23	12	72	107	946	11.31%
NEW LENOX PCT 010	156	123	84	134	497	127	1	0	77	78	158	313	1,630	19.20%
NEW LENOX PCT 011	123	109	89	116	437	123	0	0	54	61	165	280	1,845	15.18%
NEW LENOX PCT 012	75	74	68	89	306	82	1	0	51	33	111	195	1,415	13.78%
NEW LENOX PCT 013	106	81	94	122	403	137	1	0	81	43	147	271	1,772	15.29%
NEW LENOX PCT 014	103	99	97	119	418	134	1	0	64	49	164	277	2,109	13.13%
NEW LENOX PCT 015	67	45	78	79	269	109	4	0	64	32	97	193	1,526	12.65%
NEW LENOX PCT 016	97	76	74	105	352	94	0	0	76	39	108	223	1,343	16.60%
NEW LENOX PCT 017	123	120	73	103	419	105	3	0	85	61	119	265	1,371	19.33%
NEW LENOX PCT 018	71	66	66	100	303	89	2	0	53	30	115	198	1,780	11.12%
NEW LENOX PCT 019	74	69	68	102	313	91	0	0	51	39	112	202	2,082	9.70%
NEW LENOX PCT 020	107	92	114	167	480	140	4	0	106	57	151	314	2,268	13.84%
Totals	1,651	1,492	1,358	1,859	6,360	1,926	20	0	1,180	790	2,193	4,163	28,904	14.40%

Canvass Results Report

Will County Election Night 4/1/2025

Run Time 12:34 PM

Run Date 04/16/2025

WILL COUNTY, ILLINOIS

CONSOLIDATED ELECTION - APRIL 1, 2025

4/1/2025

Page 524

Official Results

Registered Voters
79978 of 453563 = 17.63%

Precincts Reporting
310 of 310 = 100.00%

PLAINFIELD FIRE PROTECTION DISTRICT (Kendall & Will Counties) For Fire Trustee - (Vote for not more than two)

Precinct	Robert Dehm*	Theodore Peszynski	William Klein*	Cast Votes	Undervotes	Overvotes	Unresolved write-ins	Vote by Mail Ballots Cast	Early Voting Ballots Cast	Election Day Voting Ballots Cast	Total Ballots Cast	Registered Voters	Turnout Percentage
PLAINFIELD PCT 001	167	142	164	473	249	0	0	88	80	193	361	1,632	22.12%
PLAINFIELD PCT 002	167	139	187	493	203	0	0	96	88	164	348	1,641	21.21%
PLAINFIELD PCT 003	149	131	163	443	227	2	0	91	86	160	337	1,561	21.59%
PLAINFIELD PCT 006	0	0	0	0	0	0	0	0	0	0	0	2	0.00%
PLAINFIELD PCT 008	201	161	208	570	314	0	0	104	96	242	442	1,717	25.74%
PLAINFIELD PCT 009	225	186	214	625	403	1	0	108	161	246	515	1,953	26.37%
PLAINFIELD PCT 010	197	148	221	566	358	1	0	105	141	217	463	1,259	36.78%
PLAINFIELD PCT 013	262	233	276	771	489	2	0	176	172	284	632	2,743	23.04%
PLAINFIELD PCT 014	192	184	226	602	400	4	0	133	140	232	505	1,976	25.56%
PLAINFIELD PCT 015	153	185	187	525	287	0	0	124	106	176	406	1,624	25.00%
PLAINFIELD PCT 016	136	148	164	448	256	1	0	112	64	177	353	1,762	20.03%
PLAINFIELD PCT 017	16	19	20	55	19	1	0	13	3	22	38	315	12.06%
PLAINFIELD PCT 018	0	0	0	0	0	0	0	0	0	0	0	2	0.00%
PLAINFIELD PCT 020	1	0	2	3	3	0	0	1	2	0	3	17	17.65%
PLAINFIELD PCT 021	34	37	44	115	41	2	0	21	19	40	80	441	18.14%
PLAINFIELD PCT 022	32	39	48	119	55	0	0	34	17	36	87	384	22.66%
PLAINFIELD PCT 023	37	26	31	94	32	0	0	24	4	35	63	383	16.45%
PLAINFIELD PCT 024	72	62	77	211	95	0	0	55	10	88	153	834	18.35%
PLAINFIELD PCT 026	10	26	23	59	35	0	0	11	11	25	47	182	25.82%
PLAINFIELD PCT 027	0	0	0	0	0	0	0	0	0	0	0	5	0.00%
PLAINFIELD PCT 028	0	2	2	4	2	0	0	2	0	1	3	7	42.86%

PLAINFIELD FIRE PROTECTION DISTRICT (Kendall & Will Counties) For Fire Trustee - (Vote for not more than two)

Precinct	Robert Dehm*	Theodore Peszynski	William Klein*	Cast Votes	Undervotes	Overvotes	Unresolved write-ins	Vote by Mail Ballots Cast	Early Voting Ballots Cast	Election Day Voting Ballots Cast	Total Ballots Cast	Registered Voters	Turnout Percentage
PLAINFIELD PCT 029	0	0	0	0	0	0	0	0	0	0	0	0	0.00%
PLAINFIELD PCT 031	12	10	14	36	18	0	0	11	8	8	27	88	30.68%
PLAINFIELD PCT 032	0	0	0	0	0	0	0	0	0	0	0	1	0.00%
PLAINFIELD PCT 033	1	2	2	5	1	0	0	2	0	1	3	10	30.00%
PLAINFIELD PCT 034	32	36	36	104	60	0	0	26	4	52	82	726	11.29%
WHEATLAND PCT 001	76	72	88	236	118	0	0	63	31	83	177	1,293	13.69%
WHEATLAND PCT 016	110	117	128	355	175	0	0	78	62	125	265	1,586	16.71%
WHEATLAND PCT 018	1	1	3	5	3	0	0	1	0	3	4	21	19.05%
WHEATLAND PCT 020	0	0	0	0	0	0	0	0	0	0	0	2	0.00%
WHEATLAND PCT 021	0	0	0	0	0	0	0	0	0	0	0	7	0.00%
WHEATLAND PCT 022	0	0	0	0	0	0	0	0	0	0	0	0	0.00%
WHEATLAND PCT 023	103	100	111	314	156	0	0	74	46	115	235	1,891	12.43%
WHEATLAND PCT 024	0	0	0	0	0	0	0	0	0	0	0	0	0.00%
WHEATLAND PCT 025	123	132	143	398	210	3	0	75	69	163	307	1,722	17.83%
WHEATLAND PCT 026	167	184	252	603	391	3	0	158	122	220	500	2,208	22.64%
WHEATLAND PCT 028	165	134	161	460	264	0	0	93	73	196	362	1,965	18.42%
WHEATLAND PCT 029	226	178	155	559	273	1	0	103	79	235	417	1,826	22.84%
WHEATLAND PCT 030	129	128	140	397	231	1	0	71	72	172	315	1,831	17.20%
WHEATLAND PCT 036	111	105	93	309	219	0	0	91	44	129	264	1,476	17.89%
WHEATLAND PCT 037	0	0	0	0	0	0	0	0	0	0	0	0	0.00%
Totals	3,307	3,067	3,583	9,957	5,587	22	0	2,144	1,810	3,840	7,794	37,093	21.01%

I, the undersigned do hereby certify that on April 22, 2025, I canvassed the returns of an election held on April 1, 2025 for **PLAINFIELD FIRE PROTECTION DISTRICT** and I proclaim that a total of **7,952** voters requested and received ballots and I do further certify the number of votes received for each candidate for this office, **and the winners are denoted with an asterisk next to his or her name.**

I further certify that the above is a true and complete Abstract of Votes and was prepared in my presence on April 22, 2025.



Annette Parker, County Clerk
The County of Will, Illinois

JURISDICTIONAL CANVASS

PLAINFIELD FPD
APRIL 1, 2025
KENDALL COUNTY, ILLINOIS

OFFICIAL

RUN DATE:04/15/25 03:02 PM

REPORT-EL86 PAGE 001

WITH 4 OF 4 PRECINCTS REPORTING

VOTES PERCENT

VOTES PERCENT

01 = BALLOTS CAST

158

TRUSTEE PLAINFIELD FPD
(VOTE FOR) 2

02 = Robert Dehm

64 29.63

03 = Theodore Peszynski

73 33.80

04 = William Klein

79 36.57

	01	02	03	04
0068 NA AU SAY 1	157	64	73	79
0069 NA AU SAY 2	1	0	0	0
0071 NA AU SAY 4	0	0	0	0
0077 SEWARD 2	0	0	0	0

0068 NA AU SAY 1
0069 NA AU SAY 2
0071 NA AU SAY 4
0077 SEWARD 2

TROY FIRE FIRE PROTECTION DISTRICT (Kendall & Will Counties) For Fire Trustee - (Vote for not more than two)

Precinct	George Muentnich*	Robert F. Schwartz*	Cast Votes	Undervotes	Overvotes	Unresolved write-ins	Vote by Mail Ballots Cast	Early Voting Ballots Cast	Election Day Voting Ballots Cast	Total Ballots Cast	Registered Voters	Turnout Percentage
TROY PCT 001	1	1	2	0	0	0	1	0	0	1	2	50.00%
TROY PCT 002	3	4	7	1	0	0	2	0	2	4	15	26.67%
TROY PCT 003	3	2	5	3	0	0	0	0	4	4	31	12.90%
TROY PCT 004	14	15	29	3	0	0	8	2	6	16	135	11.85%
TROY PCT 005	11	14	25	9	0	0	8	2	7	17	112	15.18%
TROY PCT 006	25	24	49	17	0	0	12	3	18	33	369	8.94%
TROY PCT 007	126	124	250	110	0	0	86	43	51	180	2,124	8.47%
TROY PCT 008	9	10	19	7	0	0	7	1	5	13	144	9.03%
TROY PCT 009	35	39	74	38	0	0	10	7	39	56	328	17.07%
TROY PCT 010	127	136	263	95	0	0	44	36	99	179	1,738	10.30%
TROY PCT 011	25	22	47	39	0	0	14	13	16	43	184	23.37%
TROY PCT 013	220	223	443	197	0	0	113	65	142	320	1,827	17.52%
TROY PCT 014	164	173	337	175	0	0	79	35	142	256	1,956	13.09%
TROY PCT 015	104	121	225	113	0	0	45	31	93	169	1,294	13.06%
TROY PCT 017	145	151	296	128	0	0	59	51	102	212	1,672	12.68%
TROY PCT 018	7	7	14	2	0	0	2	0	6	8	76	10.53%
TROY PCT 020	80	85	165	103	0	0	33	35	66	134	1,661	8.07%
TROY PCT 021	77	85	162	104	0	0	36	20	77	133	1,708	7.79%
TROY PCT 022	54	52	106	46	0	0	18	9	49	76	572	13.29%
Totals	1,230	1,288	2,518	1,190	0	0	577	353	924	1,854	15,948	11.63%

I, the undersigned do hereby certify that on April 22, 2025, I canvassed the returns of an election held on April 1, 2025 for **TROY FIRE PROTECTION DISTRICT** and I proclaim that a total of **1,859** voters requested and received ballots and I do further certify the number of votes received for each candidate for this office, **and the winners are denoted with an asterisk next to his or her name.**

I further certify that the above is a true and complete Abstract of Votes and was prepared in my presence on April 22, 2025.



Annette Parker, County Clerk
The County of Will, Illinois

JURISDICTIONAL CANVASS
RUN DATE:04/15/25 03:02 PM

TROY FPD
APRIL 1, 2025
KENDALL COUNTY, ILLINOIS
WITH 3 OF 3 PRECINCTS REPORTING

OFFICIAL
REPORT-EL86 PAGE 001

01 = BALLOTS CAST

VOTES PERCENT
5

TRUSTEE TROY FPD
(VOTE FOR) 2
02 = George Muentnich
03 = Robert F. Schwartz

VOTES PERCENT
2 40.00
3 60.00

	01	02	03
0076 SEWARD 1	2	0	1
0077 SEWARD 2	3	2	2
0078 SEWARD 3	0	0	0

0076 SEWARD 1
0077 SEWARD 2
0078 SEWARD 3

PROPOSITIONS



Canvass Results Report

Will County Election Night 4/1/2025

Run Time 12:34 PM
Run Date 04/16/2025

WILL COUNTY, ILLINOIS

CONSOLIDATED ELECTION - APRIL 1, 2025

4/1/2025
Page 527

Official Results

Registered Voters
79978 of 453563 = 17.63%
Precincts Reporting
310 of 310 = 100.00%

HOMER TOWNSHIP REFERENDA PENSION REFORM

Precinct	Yes*	No	Cast Votes	Undervotes	Overvotes	Unresolved write-ins	Vote by Mail Ballots Cast	Early Voting Ballots Cast	Election Day Voting Ballots Cast	Total Ballots Cast	Registered Voters	Turnout Percentage
HOMER PCT 001	87	44	131	11	0	0	30	10	102	142	1,500	9.47%
HOMER PCT 002	187	121	308	25	1	0	70	55	209	334	1,617	20.66%
HOMER PCT 003	141	67	208	11	0	0	50	36	133	219	1,290	16.98%
HOMER PCT 004	209	94	303	27	0	0	84	56	190	330	1,471	22.43%
HOMER PCT 005	154	60	214	16	0	0	54	51	125	230	1,151	19.98%
HOMER PCT 006	153	78	231	11	1	0	82	44	117	243	1,455	16.70%
HOMER PCT 007	181	102	283	13	0	0	70	35	191	296	1,454	20.36%
HOMER PCT 008	174	77	251	19	1	0	95	50	126	271	1,423	19.04%
HOMER PCT 009	118	45	163	17	0	0	41	17	122	180	1,190	15.13%
HOMER PCT 010	103	45	148	24	0	0	60	19	93	172	1,002	17.17%
HOMER PCT 011	173	92	265	20	0	0	72	47	166	285	1,470	19.39%
HOMER PCT 012	169	92	261	25	0	0	59	45	182	286	1,550	18.45%
HOMER PCT 013	134	67	201	18	0	0	74	30	115	219	1,650	13.27%
HOMER PCT 014	179	55	234	38	1	0	68	47	158	273	1,554	17.57%
HOMER PCT 015	164	68	232	21	1	0	63	53	138	254	1,899	13.38%
HOMER PCT 016	192	79	271	23	0	0	81	36	177	294	2,208	13.32%
HOMER PCT 017	146	108	254	22	0	0	64	55	157	276	1,573	17.55%
HOMER PCT 018	130	81	211	14	1	0	49	36	141	226	2,017	11.20%
HOMER PCT 019	190	88	278	17	0	0	85	22	188	295	1,694	17.41%
Totals	2,984	1,463	4,447	372	6	0	1,251	744	2,830	4,825	29,168	16.54%

I, the undersigned do hereby certify that on April 22, 2025, I canvassed the returns of an election held on April 1, 2025 for **HOMER TOWNSHIP** and I proclaim that a total of **4,825** voters requested and received ballots, and I do further certify that the following advisory question did receive the number of votes herein recorded and has **PASSED**.

Should the state of Illinois enact constitutional pension reform to protect workers' existing retirements and generate savings which could provide property tax relief or be reinvested in the community?

I further certify that the above is true and complete Abstract of Votes and was prepared in my presence on April 22, 2025

Annette Parker
Annette Parker, County Clerk
The County of Will, Illinois

Canvass Results Report

Will County Election Night 4/1/2025

Run Time 12:34 PM

Run Date 04/16/2025

WILL COUNTY, ILLINOIS

CONSOLIDATED ELECTION - APRIL 1, 2025

4/1/2025

Page 528

Official Results

Registered Voters

79978 of 453563 = 17.63%

Precincts Reporting

310 of 310 = 100.00%

HOMER TOWNSHIP REFERENDA PROPERTY TAXES

Precinct	Yes	No*	Cast Votes	Undervotes	Overvotes	Unresolved write-ins	Vote by Mail Ballots Cast	Early Voting Ballots Cast	Election Day Voting Ballots Cast	Total Ballots Cast	Registered Voters	Turnout Percentage
HOMER PCT 001	30	102	132	10	0	0	30	10	102	142	1,500	9.47%
HOMER PCT 002	65	241	306	27	1	0	70	55	209	334	1,617	20.66%
HOMER PCT 003	42	172	214	5	0	0	50	36	133	219	1,290	16.98%
HOMER PCT 004	44	263	307	22	1	0	84	56	190	330	1,471	22.43%
HOMER PCT 005	51	164	215	15	0	0	54	51	125	230	1,151	19.98%
HOMER PCT 006	43	189	232	10	1	0	82	44	117	243	1,455	16.70%
HOMER PCT 007	54	230	284	10	2	0	70	35	191	296	1,454	20.36%
HOMER PCT 008	59	196	255	14	2	0	95	50	126	271	1,423	19.04%
HOMER PCT 009	30	135	165	14	1	0	41	17	122	180	1,190	15.13%
HOMER PCT 010	35	115	150	22	0	0	60	19	93	172	1,002	17.17%
HOMER PCT 011	56	209	265	20	0	0	72	47	166	285	1,470	19.39%
HOMER PCT 012	47	218	265	20	1	0	59	45	182	286	1,550	18.45%
HOMER PCT 013	49	151	200	19	0	0	74	30	115	219	1,650	13.27%
HOMER PCT 014	48	186	234	37	2	0	68	47	158	273	1,554	17.57%
HOMER PCT 015	39	194	233	21	0	0	63	53	138	254	1,899	13.38%
HOMER PCT 016	58	210	268	25	1	0	81	36	177	294	2,208	13.32%
HOMER PCT 017	53	200	253	23	0	0	64	55	157	276	1,573	17.55%
HOMER PCT 018	43	172	215	10	1	0	49	36	141	226	2,017	11.20%
HOMER PCT 019	55	225	280	14	1	0	85	22	188	295	1,694	17.41%
Totals	901	3,572	4,473	338	14	0	1,251	744	2,830	4,825	29,168	16.54%

I, the undersigned do hereby certify that on April 22, 2025, I canvassed the returns of an election held on April 1, 2025 for **HOMER TOWNSHIP** and I proclaim that a total of **4,825** voters requested and received ballots, and I do further certify that the following advisory question did receive the number of votes herein recorded and has **FAILED**.

Should the state of Illinois be allowed to force unfunded mandates on local governments who may raise property taxes to cover the costs of those mandates?

I further certify that the above is true and complete Abstract of Votes and was prepared in my presence on April 22, 2025


 Annette Parker, County Clerk
 The County of Will, Illinois

Canvass Results Report

Will County Election Night 4/1/2025

Run Time 12:34 PM

Run Date 04/16/2025

WILL COUNTY, ILLINOIS

CONSOLIDATED ELECTION - APRIL 1, 2025

4/1/2025

Page 529

Official Results

Registered Voters

79978 of 453563 = 17.63%

Precincts Reporting

310 of 310 = 100.00%

HOMER TOWNSHIP REFERENDA LEGISLATIVE MAPS

Precinct	Yes*	No	Cast Votes	Undervotes	Overvotes	Unresolved write-ins	Vote by Mail Ballots Cast	Early Voting Ballots Cast	Election Day Voting Ballots Cast	Total Ballots Cast	Registered Voters	Turnout Percentage
HOMER PCT 001	92	41	133	9	0	0	30	10	102	142	1,500	9.47%
HOMER PCT 002	223	84	307	27	0	0	70	55	209	334	1,617	20.66%
HOMER PCT 003	158	53	211	8	0	0	50	36	133	219	1,290	16.98%
HOMER PCT 004	233	73	306	24	0	0	84	56	190	330	1,471	22.43%
HOMER PCT 005	170	43	213	16	1	0	54	51	125	230	1,151	19.98%
HOMER PCT 006	170	63	233	10	0	0	82	44	117	243	1,455	16.70%
HOMER PCT 007	204	74	278	17	1	0	70	35	191	296	1,454	20.36%
HOMER PCT 008	193	59	252	16	3	0	95	50	126	271	1,423	19.04%
HOMER PCT 009	126	33	159	20	1	0	41	17	122	180	1,190	15.13%
HOMER PCT 010	112	33	145	27	0	0	60	19	93	172	1,002	17.17%
HOMER PCT 011	197	67	264	21	0	0	72	47	166	285	1,470	19.39%
HOMER PCT 012	200	65	265	21	0	0	59	45	182	286	1,550	18.45%
HOMER PCT 013	152	47	199	19	1	0	74	30	115	219	1,650	13.27%
HOMER PCT 014	192	40	232	40	1	0	68	47	158	273	1,554	17.57%
HOMER PCT 015	182	56	238	16	0	0	63	53	138	254	1,899	13.38%
HOMER PCT 016	206	66	272	22	0	0	81	36	177	294	2,208	13.32%
HOMER PCT 017	195	56	251	24	1	0	64	55	157	276	1,573	17.55%
HOMER PCT 018	152	61	213	13	0	0	49	36	141	226	2,017	11.20%
HOMER PCT 019	210	65	275	20	0	0	85	22	188	295	1,694	17.41%
Totals	3,367	1,079	4,446	370	9	0	1,251	744	2,830	4,825	29,168	16.54%

I, the undersigned do hereby certify that on April 22, 2025, I canvassed the returns of an election held on April 1, 2025 for **HOMER TOWNSHIP** and I proclaim that a total of **4,825** voters requested and received ballots, and I do further certify that the following advisory question did receive the number of votes herein recorded and has **PASSED**.

Should the state of Illinois create an independent citizens commission to draw fair and competitive federal and state redistricting maps, rather than allowing lawmakers to decide?

I further certify that the above is true and complete Abstract of Votes and was prepared in my presence on April 22, 2025.

Annette Parker
 Annette Parker, County Clerk
 The County of Will, Illinois

Canvass Results Report

Will County Election Night 4/1/2025

Run Time 12:34 PM
Run Date 04/16/2025

WILL COUNTY, ILLINOIS

CONSOLIDATED ELECTION - APRIL 1, 2025

4/1/2025
Page 533

Official Results

Registered Voters
79978 of 453563 = 17.63%
Precincts Reporting
310 of 310 = 100.00%

MONEE TOWNSHIP REFERENDUM

Precinct	Yes*	No	Cast Votes	Undervotes	Overvotes	Unresolved write-ins	Vote by Mail Ballots Cast	Early Voting Ballots Cast	Election Day Voting Ballots Cast	Total Ballots Cast	Registered Voters	Turnout Percentage
MONEE PCT 001	89	2	91	2	0	0	54	7	32	93	1,108	8.39%
MONEE PCT 002	139	11	150	5	0	0	42	21	92	155	1,293	11.99%
MONEE PCT 003	255	15	270	28	0	0	52	12	234	298	1,443	20.65%
MONEE PCT 004	338	13	351	26	1	0	72	44	262	378	1,569	24.09%
MONEE PCT 005	147	6	153	15	0	0	27	26	115	168	1,066	15.76%
MONEE PCT 006	121	10	131	12	0	0	24	16	103	143	827	17.29%
MONEE PCT 007	217	16	233	20	1	0	38	47	169	254	1,181	21.51%
MONEE PCT 008	254	15	269	13	0	0	50	17	215	282	1,365	20.66%
Totals	1,560	88	1,648	121	2	0	359	190	1,222	1,771	9,852	17.98%

I, the undersigned do hereby certify that on April 22, 2025, I canvassed the returns of an election held on April 1, 2025 for **MONEE TOWNSHIP** and I proclaim that a total of **1,771** voters requested and received ballots, and I do further certify that the following advisory question did receive the number of votes herein recorded and has **PASSED**.

Shall the State of Illinois, which has the second highest property taxes in the nation, deliver annual property tax rebates to the more than three million residential property taxpayers in Illinois, as provided for in the Illinois Property Tax Relief Fund Act of 2019?

I further certify that the above is true and complete Abstract of Votes and was prepared in my presence on April 22, 2025


Annette Parker, County Clerk
The County of Will, Illinois

Canvass Results Report

Will County Election Night 4/1/2025

Run Time 12:34 PM
Run Date 04/16/2025

WILL COUNTY, ILLINOIS

CONSOLIDATED ELECTION - APRIL 1, 2025

4/1/2025
Page 530

Official Results

Registered Voters
79978 of 453563 = 17.63%
Precincts Reporting
310 of 310 = 100.00%

WESLEY TOWNSHIP REFERENDUM

Precinct	YES*	NO	Cast Votes	Undervotes	Overvotes	Unresolved write-ins	Vote by Mail Ballots Cast	Early Voting Ballots Cast	Election Day Voting Ballots Cast	Total Ballots Cast	Registered Voters	Turnout Percentage
WESLEY PCT 001	160	142	302	7	0	0	56	9	244	309	1,511	20.45%
Totals	160	142	302	7	0	0	56	9	244	309	1,511	20.45%

I, the undersigned do hereby certify that on April 22, 2025, I canvassed the returns of an election held on April 1, 2025 for **WESLEY TOWNSHIP** and I proclaim that a total of **309** voters requested and received ballots, and I do further certify that the following question of public policy did receive the number of votes herein recorded and has **PASSED**.

Shall the limiting rate under the Property Tax Extension Limitation Law for Wesley Township Road District, Will County, Illinois, be increased by an additional amount equal to 0.25% above the limiting rate for the purpose of road and bridge improvements for levy year 2023 and be equal to 0.5009% of the equalized assessed value of the taxable property therein for levy year(s) 2025?

- (1) *The approximate amount of taxes extendable at the most recently extended limiting rate is \$160,204.79, and the approximate amount of taxes extendable if the proposition is approved is \$319,834.90.*
- (2) *For the 2025 levy year the approximate amount of the additional tax extendable against property containing a single-family residence and having a fair market value at the time of the referendum of \$100,000 is estimated to be \$83.33.*
- (3) *If the proposition is approved, the aggregate extension for levy year 2025 will be determined by the limiting rate set forth in the proposition, rather than the otherwise applicable limiting rate calculated under the provisions of the Property Tax Extension Limitation Law (commonly known as the Property Tax Cap Law).*

I further certify that the above is true and complete Abstract of Votes and was prepared in my presence on April 22, 2025



Annette Parker, County Clerk
The County of Will, Illinois

Canvass Results Report

Will County Election Night 4/1/2025

Run Time 12:34 PM

Run Date 04/16/2025

WILL COUNTY, ILLINOIS

CONSOLIDATED ELECTION - APRIL 1, 2025

4/1/2025

Page 531

Official Results

Registered Voters
79978 of 453563 = 17.63%

Precincts Reporting
310 of 310 = 100.00%

WHITE OAK LIBRARY DISTRICT REFERENDUM

Precinct	YES*	NO	Cast Votes	Undervotes	Overvotes	Unresolved write-ins	Vote by Mail Ballots Cast	Early Voting Ballots Cast	Election Day Voting Ballots Cast	Total Ballots Cast	Registered Voters	Turnout Percentage
DUPAGE PCT 031	0	0	0	0	0	0	0	0	0	0	22	0.00%
DUPAGE PCT 032	102	78	180	3	0	0	40	20	123	183	1,862	9.83%
DUPAGE PCT 033	68	68	136	1	0	0	47	20	70	137	1,261	10.86%
DUPAGE PCT 034	184	92	276	6	0	0	118	14	150	282	996	28.31%
DUPAGE PCT 035	29	16	45	4	0	0	19	9	21	49	1,202	4.08%
DUPAGE PCT 036	111	92	203	3	0	0	59	28	119	206	1,908	10.80%
DUPAGE PCT 037	70	76	146	3	0	0	36	16	97	149	1,450	10.28%
JOLIET PCT 001	32	26	58	4	0	0	19	8	35	62	826	7.51%
JOLIET PCT 002	1	1	2	0	0	0	1	0	1	2	7	28.57%
LOCKPORT PCT 001	376	230	606	24	3	0	243	49	341	633	1,833	34.53%
LOCKPORT PCT 002	86	106	192	5	0	0	61	32	104	197	1,791	11.00%
LOCKPORT PCT 003	84	77	161	4	0	0	55	12	98	165	1,651	9.99%
LOCKPORT PCT 004	66	81	147	8	0	0	65	18	72	155	1,415	10.95%
LOCKPORT PCT 005	115	237	352	15	0	0	74	82	211	367	1,416	25.92%
LOCKPORT PCT 006	64	74	138	1	0	0	71	14	54	139	1,981	7.02%
LOCKPORT PCT 007	71	83	154	0	1	0	43	22	90	155	1,897	8.17%
LOCKPORT PCT 008	61	45	106	5	0	0	32	26	53	111	1,618	6.86%
LOCKPORT PCT 009	295	154	449	21	0	0	189	36	245	470	2,114	22.23%
LOCKPORT PCT 010	139	175	314	11	0	0	52	62	211	325	1,466	22.17%
LOCKPORT PCT 011	184	196	380	13	0	0	81	108	204	393	1,449	27.12%
LOCKPORT PCT 012	136	207	343	8	0	0	78	79	194	351	1,541	22.78%

Canvass Results Report

Will County Election Night 4/1/2025

Run Time 12:34 PM

Run Date 04/16/2025

WILL COUNTY, ILLINOIS

CONSOLIDATED ELECTION - APRIL 1, 2025

4/1/2025

Page 532

Official Results

Registered Voters

79978 of 453563 = 17.63%

Precincts Reporting

310 of 310 = 100.00%

WHITE OAK LIBRARY DISTRICT REFERENDUM

Precinct	YES*	NO	Cast Votes	Undervotes	Overvotes	Unresolved write-ins	Vote by Mail Ballots Cast	Early Voting Ballots Cast	Election Day Voting Ballots Cast	Total Ballots Cast	Registered Voters	Turnout Percentage
LOCKPORT PCT 013	571	302	873	22	1	0	232	102	562	896	1,968	45.53%
LOCKPORT PCT 014	146	167	313	9	1	0	71	33	219	323	1,340	24.10%
LOCKPORT PCT 015	91	150	241	11	0	0	46	17	189	252	1,301	19.37%
LOCKPORT PCT 016	178	157	335	17	0	0	67	86	199	352	1,508	23.34%
LOCKPORT PCT 017	209	238	447	5	0	0	87	123	242	452	1,441	31.37%
LOCKPORT PCT 018	132	179	311	7	0	0	79	78	161	318	1,623	19.59%
LOCKPORT PCT 019	197	212	409	17	1	0	120	95	212	427	1,508	28.32%
LOCKPORT PCT 020	154	176	330	10	0	0	78	36	226	340	1,176	28.91%
LOCKPORT PCT 021	130	96	226	16	0	0	79	28	135	242	1,384	17.49%
LOCKPORT PCT 022	121	144	265	3	0	0	55	34	179	268	1,099	24.39%
LOCKPORT PCT 023	92	102	194	7	0	0	39	22	140	201	1,033	19.46%
LOCKPORT PCT 024	46	48	94	10	0	0	21	18	65	104	842	12.35%
PLAINFIELD PCT 034	61	75	136	8	1	0	33	9	103	145	780	18.59%
TROY PCT 006	34	27	61	1	0	0	15	8	39	62	541	11.46%
Totals	4,436	4,187	8,623	282	8	0	2,405	1,344	5,164	8,913	47,250	18.86%

I, the undersigned do hereby certify that on April 22, 2025, I canvassed the returns of an election held on April 1, 2025 for **WHITE OAK LIBRARY** and I proclaim that a total of **8,913** voters requested and received ballots, and I do further certify that the following question of public policy did receive the number of votes herein recorded and has **PASSED**.

Shall the limiting rate under the Property Tax Extension Limitation Law for the White Oak Library District, Will County, Illinois, be increased by an additional amount equal to 0.0286% above the limiting rate for levy year 2023 and be equal to 0.208% of the equalized assessed value of the taxable property therein for levy year 2025?

(1) The approximate amount of taxes extendable at the most recently extended limiting rate is \$4,689,455, and the approximate amount of taxes extendable if the proposition is approved is \$5,437,050.

(2) For the 2025 levy year the approximate amount of the additional tax extendable against property containing a single family residence and having a fair market value at the time of the referendum of \$100,000 is estimated to be \$9.53.

(3) If the proposition is approved, the aggregate extension for the 2025 levy year will be determined by the limiting rate set forth in the proposition, rather than the otherwise applicable limiting rate calculated under the provisions of the Property Tax Extension Limitation Law (commonly known as the Property Tax Cap Law).

I further certify that the above is true and complete Abstract of Votes and was prepared in my presence on April 22, 2025.

Annette Parker
 Annette Parker, County Clerk
 The County of Will, Illinois

