

WILL COUNTY

CONSOLIDATED ELECTION

APRIL 4, 2023

ELECTION SUMMARY



LAUREN STALEY FERRY

WILL COUNTY CLERK


JOLIET, ILLINOIS



CERTIFICATE OF CANVASS RESULTS

State of Illinois }
County of Will } SS

I, Lauren Staley Ferry, do hereby certify that on April 25, 2023, I canvassed the returns of the Consolidated Election held on April 4, 2023 for the County of Will and the foregoing true and complete Abstract of Votes was prepared in my presence in the office of the County Clerk in Will County, this 25th day of April, 2023.


Lauren Staley Ferry, County Clerk
The County of Will, Illinois

April 4, 2023 CONSOLIDATED ELECTION

Table of Contents

Section 1:	Election Summary
Section 2:	Municipalities
Section 3:	Park Districts
Section 4:	Library Districts
Section 5:	Grade School Districts
Section 6:	Unit School Districts
Section 7:	High School Districts
Section 8:	College Districts
Section 9:	Educational Service Regions (DuPage, Grundy-Kendall, Iroquois-Kankakee & Will)
Section 10:	Fire Districts
Section 11:	Water Reclamation District
Section 12:	Write-In Votes
Section 13:	Propositions
Section 14:	Total Voter Turnout by Precinct
Section 15:	Vote By Mail by Precinct
Section 16:	Early Voting by Precinct
Section 17:	Election Day by Precinct
Section 18:	Provisional Voting by Precinct
Section 19:	Postmark Vote By Mail by Precinct

ELECTION SUMMARY



LAUREN STALEY FERRY
WILL COUNTY CLERK

JOLIET, ILLINOIS

RUN DATE:04/19/23 09:18 AM

REPORT-EL45A PAGE 001

	TOTAL VOTES	%	VOTE BY MAIL	EARLY VOTING	ELECTION DAY	PROVISIONAL	POSTMARK	VBM
PRECINCTS COUNTED (OF 310)	310	100.00						
REGISTERED VOTERS - TOTAL	454,714							
BALLOTS CAST - TOTAL	75,686		15,163	14,057	41,920	109	4,437	
BALLOTS CAST - BLANK	25	.03	2	4	17	0	2	
VOTER TURNOUT - TOTAL		16.64						
VOTER TURNOUT - BLANK		.01						
CITY OF AURORA ALDERPERSON AT LARGE								
VOTE FOR NOT MORE THAN 1								
SHERMAN L. JENKINS	342	36.66	64	80	179	0	19	
JOHN LAESCH	488	52.30	89	97	271	0	31	
MANSA LATHAM WILLIAMS	103	11.04	24	16	57	0	6	
CITY OF BRAIDWOOD MAYOR								
VOTE FOR NOT MORE THAN 1								
CHRISTOPHER EARLEY	640	49.57	83	105	438	2	12	
DOUGLAS MONEY	586	45.39	47	137	385	2	15	
MATTHEW BEARD	65	5.03	6	12	44	0	3	
CITY OF BRAIDWOOD COMMISSIONER OF ACCOUNTS & FINANCES								
VOTE FOR NOT MORE THAN 1								
KAREN HART	819	64.39	77	186	530	3	23	
SUE GRYGIEL	453	35.61	57	64	323	1	8	
CITY OF BRAIDWOOD COMMISSIONER OF PUBLIC PROPERTY								
VOTE FOR NOT MORE THAN 1								
JEFFERY SALTZMAN	485	38.19	63	80	328	2	12	
WARREN WIETTING	785	61.81	73	173	520	2	17	
CITY OF BRAIDWOOD COMMISSIONER OF PUBLIC HEALTH & SAFETY								
VOTE FOR NOT MORE THAN 1								
JAMES MIKEL	1,144	100.00	121	236	754	4	29	
CITY OF BRAIDWOOD COMMISSIONER OF STREETS & PUBLIC IMPROVEMENTS								
VOTE FOR NOT MORE THAN 1								
JAMES VEHR	395	31.42	50	69	266	1	9	
DALE WALSH	862	68.58	80	182	577	3	20	
CITY OF CREST HILL ALDERPERSON WARD 1								
VOTE FOR NOT MORE THAN 1								
JOHN S. VERSHAY	185	100.00	56	20	97	0	12	
CITY OF CREST HILL ALDERPERSON WARD 2								
VOTE FOR NOT MORE THAN 1								
CLAUDIA GAZAL	196	100.00	49	12	116	1	18	

RUN DATE:04/19/23 09:18 AM

REPORT-EL45A PAGE 002

	TOTAL VOTES	%	VOTE BY MAIL	EARLY VOTING	ELECTION DAY	PROVISIONAL	POSTMARK	VBM
CITY OF CREST HILL ALDERPERSON WARD 3								
VOTE FOR NOT MORE THAN 1								
TINA OBERLIN	200	68.49	38	23	132	1		6
MILTON (SKIP) VOSS	92	31.51	20	7	61	0		4
CITY OF CREST HILL ALDERPERSON WARD 4								
VOTE FOR NOT MORE THAN 1								
JOSEPH KUBAL	491	100.00	200	26	243	1		21
CITY OF JOLIET MAYOR								
VOTE FOR NOT MORE THAN 1								
TERRY D'ARCY	9,103	61.12	1,846	1,738	5,086	18		415
TYCEE BELL	1,424	9.56	257	237	819	1		110
BOB O'DEKIRK	4,351	29.21	722	708	2,673	5		243
WRITE-IN	16	.11	1	1	13	0		1
CITY OF JOLIET COUNCILMEMBER DISTRICT 1								
VOTE FOR NOT MORE THAN 1								
LARRY E. HUG	1,440	57.99	347	173	850	3		67
MIKE EULITZ	1,043	42.01	255	141	576	4		67
CITY OF JOLIET COUNCILMEMBER DISTRICT 2								
VOTE FOR NOT MORE THAN 1								
QUINN ADAMOWSKI	1,423	28.25	215	229	890	4		85
PAT MUDRON	1,645	32.66	270	303	1,008	1		63
GLENDIA WRIGHT-McCULLUM	806	16.00	150	131	481	1		43
BOB WUNDERLICH	1,163	23.09	251	168	684	1		59
CITY OF JOLIET COUNCILMEMBER DISTRICT 3								
VOTE FOR NOT MORE THAN 1								
SHARON "SHERRI" REARDON	1,375	75.76	296	333	695	1		50
JANEAN JACKSON	440	24.24	90	77	250	0		23
CITY OF JOLIET COUNCILMEMBER DISTRICT 4								
VOTE FOR NOT MORE THAN 1								
ROSA HERNANDEZ	516	22.47	73	121	282	1		39
CHRISTOPHER J. PARKER	583	25.39	76	115	352	1		39
WILLIAM J. FERGUSON	556	24.22	100	75	352	0		29
CESAR CARDENAS	641	27.92	74	162	374	4		27
CITY OF JOLIET COUNCILMEMBER DISTRICT 5								
VOTE FOR NOT MORE THAN 1								
JIM LANHAM	393	14.60	84	73	224	0		12
SUZANNA IBARRA	1,058	39.30	214	180	587	2		75
MICHAEL WILLIAM CARRUTHERS	274	10.18	55	62	141	0		16
TERRY MORRIS	967	35.92	151	252	528	1		35

RUN DATE:04/19/23 09:18 AM

REPORT-EL45A PAGE 003

	TOTAL VOTES	%	VOTE BY MAIL	EARLY VOTING	ELECTION DAY	PROVISIONAL	POSTMARK	VBM
CITY OF LOCKPORT ALDERPERSON WARD 1								
VOTE FOR NOT MORE THAN 1								
JONATHAN PUGH	276	56.56	52	34	162	2		26
MARK R. LOBES	212	43.44	47	29	122	0		14
CITY OF LOCKPORT ALDERPERSON WARD 2 UNEXP 2YR								
VOTE FOR NOT MORE THAN 1								
PATRICK L. McDONALD	405	38.79	57	75	260	1		12
JANE PASSAGLIA	236	22.61	26	35	170	0		5
JENNIFER FRACARO	403	38.60	66	68	250	0		19
CITY OF LOCKPORT ALDERPERSON WARD 2 FULL								
VOTE FOR NOT MORE THAN 1								
J.R. GILLOGLY	827	100.00	125	141	532	1		28
CITY OF LOCKPORT ALDERPERSON WARD 3								
VOTE FOR NOT MORE THAN 1								
DARREN A. DESKIN	619	100.00	147	110	330	1		31
CITY OF LOCKPORT ALDERPERSON WARD 4								
VOTE FOR NOT MORE THAN 1								
JOANNE BARTELTSEN	471	100.00	87	74	288	0		22
CITY OF NAPERVILLE MAYOR								
VOTE FOR NOT MORE THAN 1								
BENJAMIN (BENNY) WHITE	4,415	42.81	860	1,187	1,977	7		384
SCOTT WEHRLI	5,643	54.72	790	1,485	3,105	9		254
TIFFANY STEPHENS	255	2.47	79	64	87	0		25
CITY OF NAPERVILLE COUNCILMEMBERS								
VOTE FOR NOT MORE THAN 4								
NAG JAISWAL	3,808	10.51	439	1,151	2,031	5		182
REBECCA MALOTKE-MESLIN	2,358	6.51	541	576	1,033	1		207
JOSH McBROOM	4,447	12.28	607	1,119	2,527	6		188
JODI TRENDLER	2,370	6.54	555	574	1,023	3		215
PATRICK KELLY	4,377	12.08	914	1,127	1,993	6		337
NATHAN "NATE" WILSON	3,746	10.34	461	906	2,208	3		168
ASHFAQ SAYED	3,121	8.62	586	879	1,378	2		276
MEGHNA BANSAL	4,050	11.18	502	1,171	2,174	6		197
ASHLEY SOUTH	1,988	5.49	428	529	902	3		126
ALLISON LONGENBAUGH	4,282	11.82	945	1,099	1,830	7		401
MADHU UPPAL	1,651	4.56	269	512	747	4		119
WRITE-IN	22	.06	2	6	12	0		2
CITY OF WILMINGTON CITY CLERK UNEXP 2YR								
VOTE FOR NOT MORE THAN 1								
NO CANDIDATE FILED	0		0	0	0	0		0

RUN DATE:04/19/23 09:18 AM

REPORT-EL45A PAGE 004

	TOTAL VOTES	%	VOTE BY MAIL	EARLY VOTING	ELECTION DAY	PROVISIONAL	POSTMARK	VBM
CITY OF WILMINGTON ALDERPERSON WARD 1								
VOTE FOR NOT MORE THAN 1								
J. MARTY ORR	47	47.47	6	0	34	0		7
KEVIN J. KIRWIN	52	52.53	24	0	28	0		0
CITY OF WILMINGTON ALDERPERSON WARD 2								
VOTE FOR NOT MORE THAN 1								
DENNIS P. VICE	53	100.00	12	3	37	0		1
CITY OF WILMINGTON ALDERPERSON WARD 3								
VOTE FOR NOT MORE THAN 1								
LESLIE J. ALLRED	77	100.00	23	0	46	0		8
CITY OF WILMINGTON ALDERPERSON WARD 4								
VOTE FOR NOT MORE THAN 1								
TODD HOLMES	77	100.00	23	0	53	0		1
VILLAGE OF BEECHER TRUSTEE								
VOTE FOR NOT MORE THAN 3								
RONALD S. MAZUREK	422	17.24	41	63	295	0		23
BENJAMIN JUZESZYN	615	25.12	51	125	428	0		11
ERIK GARDNER	665	27.17	60	125	460	0		20
JOSEPH "JOE" GIANOTTI	746	30.47	65	142	520	0		19
VILLAGE OF BOLINGBROOK TRUSTEE								
VOTE FOR NOT MORE THAN 3								
MICHAEL J. CARPANZANO	3,837	25.08	938	999	1,682	5		213
JEAN M. KELLY	3,368	22.01	852	879	1,441	6		190
JOSE QUINTERO	3,052	19.95	703	827	1,352	4		166
SHELDON L. WATTS	2,793	18.26	647	804	1,104	3		235
MATTHEW V. GLOWIAK	2,249	14.70	519	660	875	2		193
VILLAGE OF CHANNAHON PRESIDENT								
VOTE FOR NOT MORE THAN 1								
SAM GRECO	619	42.40	93	94	402	0		30
MISSEY MOORMAN SCHUMACHER	841	57.60	139	121	515	0		66
VILLAGE OF CHANNAHON CLERK								
VOTE FOR NOT MORE THAN 1								
KRISTIN HALL	1,231	100.00	205	173	774	0		79
VILLAGE OF CHANNAHON TRUSTEE								
VOTE FOR NOT MORE THAN 3								
PATRICIA PERINAR	951	31.64	175	153	562	0		61
SCOTT SLOCUM	1,064	35.40	179	156	662	0		67
SCOTT McMILLIN	991	32.97	177	154	603	0		57

RUN DATE:04/19/23 09:18 AM

REPORT-EL45A PAGE 005

	TOTAL VOTES	%	VOTE BY MAIL	EARLY VOTING	ELECTION DAY	PROVISIONAL	POSTMARK	VBM
VILLAGE OF COAL CITY PRESIDENT								
VOTE FOR NOT MORE THAN 1								
DAVID A. SPESIA	0		0	0	0	0		0
ROSS BRADLEY	0		0	0	0	0		0
VILLAGE OF COAL CITY CLERK								
VOTE FOR NOT MORE THAN 1								
ALEXIS STONE	0		0	0	0	0		0
VILLAGE OF COAL CITY TRUSTEE								
VOTE FOR NOT MORE THAN 3								
PAMELA NOFFSINGER	0		0	0	0	0		0
DANIEL J. GREGGAIN	0		0	0	0	0		0
DAVID M. TOGLIATTI	0		0	0	0	0		0
NEAL E. NELSON	0		0	0	0	0		0
VILLAGE OF CRETE TRUSTEE								
VOTE FOR NOT MORE THAN 3								
KATRINA SEIFERT	439	34.40	148	51	213	1		26
HOLLY A. MILBURN	438	34.33	146	48	219	2		23
STEVEN P. BRUNS	399	31.27	135	46	194	1		23
VILLAGE OF DIAMOND COMMISSIONER UNEXP 2YR								
VOTE FOR NOT MORE THAN 2								
ADDIS "DEAN" JOHNSON	0		0	0	0	0		0
VILLAGE OF ELWOOD TRUSTEE								
VOTE FOR NOT MORE THAN 3								
TRICIA L. MAAS	83	34.87	21	11	47	0		4
MICHAEL J. VARMAN	84	35.29	21	14	43	1		5
DARRYL P. LAB	71	29.83	18	11	37	0		5
VILLAGE OF FRANKFORT TRUSTEE								
VOTE FOR NOT MORE THAN 3								
JESSICA PETROW	2,467	26.01	403	734	1,167	7		156
ADAM BORRELLI	2,471	26.05	386	767	1,150	8		160
MAURA A. RIGONI	2,403	25.34	411	721	1,131	7		133
MARC DABACO	1,062	11.20	180	256	561	5		60
HILLARY E. KURZAWA	1,081	11.40	193	233	601	2		52
VILLAGE OF GODLEY PRESIDENT								
VOTE FOR NOT MORE THAN 1								
JENNY UEHLING	26	41.27	7	1	18	0		0
CHERYL SCHOTT	37	58.73	5	0	30	0		2

RUN DATE:04/19/23 09:18 AM

REPORT-EL45A PAGE 006

	TOTAL VOTES	%	VOTE BY MAIL	EARLY VOTING	ELECTION DAY	PROVISIONAL	POSTMARK	VBM
VILLAGE OF GODLEY TRUSTEE UNEXP 2YR								
VOTE FOR NOT MORE THAN 3								
JENNIFER HOFFMAN	43	38.74	7	0	36	0		0
JAMES R. PETERS	38	34.23	11	1	24	0		2
WILLIAM CODY BROCKETT	30	27.03	8	0	21	0		1
VILLAGE OF GODLEY TRUSTEE FULL								
VOTE FOR NOT MORE THAN 3								
KIM HALL	39	35.14	8	0	31	0		0
DANIEL BUTLER	43	38.74	9	1	31	0		2
ELAINE BELAWSKE	29	26.13	10	0	18	0		1
VILLAGE OF HOMER GLEN PRESIDENT								
VOTE FOR NOT MORE THAN 1								
CHRISTINA NEITZKE-TROIKE	3,839	65.02	643	702	2,301	7		186
ROSE "ROSIE" REYNDERS	2,065	34.98	300	403	1,280	0		82
VILLAGE OF HOMER GLEN CLERK								
VOTE FOR NOT MORE THAN 1								
CANDICE BIELSKI	3,739	65.01	637	696	2,213	6		187
YVONNE CHENTNIK	2,012	34.99	281	390	1,269	1		71
VILLAGE OF HOMER GLEN TRUSTEE								
VOTE FOR NOT MORE THAN 3								
CURTIS MASON	3,302	19.92	588	630	1,920	4		160
CHRISTINA "MC" CLAUSEN	2,379	14.35	353	455	1,492	2		77
CRAIG J. McNAUGHTON	3,321	20.03	575	649	1,921	3		173
RUBEN L. PAZMINO	2,244	13.54	298	422	1,438	2		84
JAMES "JAY" ROTI	2,035	12.28	277	401	1,284	0		73
SUSANNA E. STEILEN	3,296	19.88	582	631	1,914	4		165
VILLAGE OF LEMONT TRUSTEE								
VOTE FOR NOT MORE THAN 3								
RON STAPLETON	1	33.33	0	0	1	0		0
JANELLE KITTRIDGE	1	33.33	0	0	1	0		0
RICK SNIEGOWSKI	1	33.33	0	0	1	0		0
WRITE-IN	0		0	0	0	0		0
VILLAGE OF MANHATTAN TRUSTEE								
VOTE FOR NOT MORE THAN 3								
HEATHER FALKENTHAL	393	17.56	91	56	217	0		29
THOMAS R. DOYLE	485	21.67	89	85	292	0		19
ROBERT A. DILLING	477	21.31	66	81	304	1		25
REBECCA BOUCK	420	18.77	57	62	273	1		27
LUCINDA M. NEIGHBORS	463	20.69	71	67	292	1		32

RUN DATE:04/19/23 09:18 AM

REPORT-EL45A PAGE 007

	TOTAL VOTES	%	VOTE BY MAIL	EARLY VOTING	ELECTION DAY	PROVISIONAL	POSTMARK	VBM
VILLAGE OF MINOOKA TRUSTEE								
VOTE FOR NOT MORE THAN 3								
DENNIS P. MARTIN	110	32.93	17	24	68	0		1
BARRY A. THOMPSON.	107	32.04	18	20	68	0		1
RAY MASON	117	35.03	16	20	80	0		1
VILLAGE OF MOKENA TRUSTEE								
VOTE FOR NOT MORE THAN 3								
DEBBIE ENGLER	1,569	35.89	327	279	850	3		110
TERRY G. GERMANY	1,433	32.78	282	253	794	2		102
TERENCE J. SMITH	1,370	31.34	274	257	743	2		94
VILLAGE OF MONEE TRUSTEE UNEXP 2YR								
VOTE FOR NOT MORE THAN 2								
JOHN R. HENSON	285	39.15	47	45	181	0		12
JANET E. BLUE	188	25.82	58	27	89	0		14
CHARLES M. RAKIS	255	35.03	36	40	165	0		14
VILLAGE OF MONEE TRUSTEE FULL								
VOTE FOR NOT MORE THAN 3								
SCOTT YODRIS	310	33.08	56	51	188	0		15
MICHAEL E. WILSON.	318	33.94	58	50	193	0		17
HEIDI GONZALEZ.	309	32.98	65	45	181	0		18
VILLAGE OF NEW LENOX MAYOR								
VOTE FOR NOT MORE THAN 1								
TIMOTHY A. BALDERMANN	2,697	100.00	540	461	1,527	1		168
VILLAGE OF NEW LENOX TRUSTEE UNEXP 2YR								
VOTE FOR NOT MORE THAN 2								
KATIE CHRISTOPHERSON.	2,291	53.14	483	399	1,252	1		156
JAMES L. WILSON	2,020	46.86	425	349	1,107	1		138
VILLAGE OF NEW LENOX TRUSTEE FULL								
VOTE FOR NOT MORE THAN 3								
KEITH C. MADSEN	2,035	32.50	424	365	1,105	1		140
DOUGLAS E. FINNEGAN	2,086	33.32	429	369	1,149	1		138
LINDSAY SCALISE	2,140	34.18	472	368	1,150	1		149
VILLAGE OF ORLAND PARK TRUSTEE								
VOTE FOR NOT MORE THAN 3								
WILLIAM R. HEALY	22	31.43	18	0	1	0		3
MICHAEL R. MILANI.	22	31.43	18	0	1	0		3
CYNTHIA NELSON KATSENES.	26	37.14	20	0	2	0		4
VILLAGE OF PARK FOREST MAYOR								
VOTE FOR NOT MORE THAN 1								
JOSEPH A. WOODS	152	100.00	37	18	74	0		23

RUN DATE:04/19/23 09:18 AM

REPORT-EL45A PAGE 008

	TOTAL VOTES	%	VOTE BY MAIL	EARLY VOTING	ELECTION DAY	PROVISIONAL	POSTMARK	VBM
VILLAGE OF PARK FOREST TRUSTEE								
VOTE FOR NOT MORE THAN 3								
JOSHUA TRAVIS	66	16.88	23	6	28	0		9
RANDALL J. WHITE JR..	49	12.53	13	4	23	0		9
TIFFANI GRAHAM.	126	32.23	24	17	65	0		20
JOHN V. MOORE	69	17.65	11	11	38	0		9
ANDREW L. GLADSTONE	81	20.72	14	12	43	0		12
VILLAGE OF PEOTONE TRUSTEE UNEXP 2YR								
VOTE FOR NOT MORE THAN 1								
JARRETT HARTWELL	255	47.05	24	6	219	0		6
JACQUELINE RICHARDS	287	52.95	52	4	214	0		17
VILLAGE OF PEOTONE TRUSTEE FULL								
VOTE FOR NOT MORE THAN 3								
TODD SANDBERG	301	19.42	42	6	246	0		7
GARY HUDSON.	269	17.35	44	8	201	0		16
KENDALL SMITH	207	13.35	27	6	166	0		8
JULIE SLUIS.	261	16.84	45	1	200	0		15
PATRICK J. BOWDEN.	252	16.26	40	6	195	0		11
BRIAN ORZEL.	260	16.77	27	5	223	0		5
VILLAGE OF PLAINFIELD TRUSTEE								
VOTE FOR NOT MORE THAN 3								
MARGIE BONUCHI.	2,000	26.98	546	334	963	1		156
BRIAN "WOJO" WOJOWSKI	1,900	25.63	488	334	958	1		119
PETER ADAMSON	1,655	22.32	397	217	866	1		174
RICHARD KIEFER.	1,859	25.07	452	252	984	2		169
VILLAGE OF ROCKDALE TRUSTEE								
VOTE FOR NOT MORE THAN 3								
MATT COOLING	83	34.02	11	7	60	0		5
FREDERICK S. STADLER.	83	34.02	12	3	64	0		4
ROBERT SCHEIDT.	78	31.97	9	5	59	0		5
VILLAGE OF ROMEVILLE TRUSTEE								
VOTE FOR NOT MORE THAN 3								
LINDA S. PALMITER.	1,056	34.83	376	103	482	3		92
KENNETH C. GRIFFIN	988	32.59	337	101	464	4		82
LOURDES AGUIRRE	988	32.59	354	98	450	3		83
VILLAGE OF SHOREWOOD CLERK								
VOTE FOR NOT MORE THAN 1								
LONA JAKAITIS	1,489	100.00	399	244	761	1		84
VILLAGE OF SHOREWOOD TRUSTEE UNEXP 2YR								
VOTE FOR NOT MORE THAN 1								
SCOTT SELFRIDGE	1,475	100.00	400	239	753	1		82

RUN DATE:04/19/23 09:18 AM

REPORT-EL45A PAGE 009

	TOTAL VOTES	%	VOTE BY MAIL	EARLY VOTING	ELECTION DAY	PROVISIONAL	POSTMARK	VBM
VILLAGE OF SHOREWOOD TRUSTEE FULL								
VOTE FOR NOT MORE THAN 3								
DAVID RUCHALA	772	21.35	232	113	388	1		38
STEVAN A. BROCKMAN	999	27.63	286	162	497	1		53
THOMAS D. AMOS	837	23.15	207	140	447	0		43
ANTHONY "TONY" LUCIANO	1,008	27.88	266	174	516	0		52
VILLAGE OF STEGER TRUSTEE								
VOTE FOR NOT MORE THAN 3								
TIM PERCHINSKI	206	27.58	44	22	128	0		12
GERALD STEWART	169	22.62	37	20	104	0		8
BRITTANY STONE	184	24.63	43	14	117	0		10
WILLIAM J. JOYCE	188	25.17	27	31	121	0		9
VILLAGE OF SYMERTON PRESIDENT								
VOTE FOR NOT MORE THAN 1								
ELI GEISS	17	100.00	2	0	15	0		0
VILLAGE OF SYMERTON CLERK								
VOTE FOR NOT MORE THAN 1								
GEORGE J. SALABA	17	100.00	2	0	15	0		0
VILLAGE OF SYMERTON TRUSTEE								
VOTE FOR NOT MORE THAN 3								
STEPHANIE SMITH	6	13.04	0	0	6	0		0
TRAVIS BRENT	13	28.26	2	0	11	0		0
JILL ANDERSON	12	26.09	2	0	10	0		0
JUSTIN HENSLEY	15	32.61	2	0	13	0		0
VILLAGE OF TINLEY PARK CLERK								
VOTE FOR NOT MORE THAN 1								
NANCY M. O'CONNOR	531	81.07	158	54	278	0		41
AHLEAH BALAWENDER	124	18.93	30	11	67	0		16
VILLAGE OF TINLEY PARK TRUSTEE								
VOTE FOR NOT MORE THAN 3								
MICHAEL G. MUELLER	499	29.42	146	52	259	0		42
WILLIAM ANDREW BRENNAN	504	29.72	146	54	261	0		43
KENNETH EDWARD SHAW	481	28.36	130	55	259	0		37
DIANE GALANTE	212	12.50	77	16	101	0		18
VILLAGE OF UNIVERSITY PARK MAYOR								
VOTE FOR NOT MORE THAN 1								
SONIA JENKINS	327	29.25	55	29	226	0		17
JOSEPH E. ROUDEZ, III	400	35.78	66	49	274	2		9
THEAPLISE "THEO" BROOKS	391	34.97	35	47	300	1		8

RUN DATE:04/19/23 09:18 AM

REPORT-EL45A PAGE 010

	TOTAL VOTES	%	VOTE BY MAIL	EARLY VOTING	ELECTION DAY	PROVISIONAL	POSTMARK	VBM
VILLAGE OF UNIVERSITY PARK CLERK								
VOTE FOR NOT MORE THAN 1								
DOROTHY R. "DEE" JONES	600	54.84	90	60	429	2		19
BERNICE O'BRIEN	494	45.16	65	63	355	1		10
VILLAGE OF UNIVERSITY PARK TRUSTEE								
VOTE FOR NOT MORE THAN 3								
JEWELL THOMPSON	616	27.35	92	83	420	2		19
GINA L. WILLIAMS	668	29.66	91	88	461	2		26
SHIRLEY A. BOLDING	455	20.20	80	51	307	0		17
DONNA "DILWORTH" FULCHER	493	21.89	84	75	312	1		21
WRITE-IN.	20	.89	0	8	12	0		0
VILLAGE OF WOODRIDGE TRUSTEE								
VOTE FOR NOT MORE THAN 3								
GREG ABBOTT.	1	33.33	0	0	1	0		0
MARY ANNE BLAIR	0		0	0	0	0		0
MAGIN "MIKE" J. MARTINEZ	1	33.33	0	0	1	0		0
JENNIFER ANTELIZ	1	33.33	0	0	1	0		0
BOLINGBROOK PARK COMMISSIONER UNEXP 2YR								
VOTE FOR NOT MORE THAN 1								
FRANK J. McKAY.	4,930	100.00	1,232	1,298	2,068	8		324
BOLINGBROOK PARK COMMISSIONER FULL								
VOTE FOR NOT MORE THAN 3								
DOROTHY ANDREWS	4,512	37.81	1,127	1,258	1,817	8		302
JERRY L. HIX	3,730	31.26	976	969	1,525	4		256
SUE VASTALO.	3,692	30.94	998	940	1,481	2		271
BRAIDWOOD PARK COMMISSIONER								
VOTE FOR NOT MORE THAN 2								
SCOTT K. HOWARD	851	55.19	93	172	561	4		21
ROBERT GRIVETTI, JR..	691	44.81	88	144	440	1		18
CHANNAHON PARK COMMISSIONER								
VOTE FOR NOT MORE THAN 1								
MICHAEL D. GELDEAN	563	37.02	118	68	338	0		39
ARTHUR "ART" SCACCIA.	958	62.98	140	142	621	0		55
CRETE PARK COMMISSIONER								
VOTE FOR NOT MORE THAN 2								
JENNIFER SMITH.	457	51.76	166	48	212	2		29
SHEILA EINHORN.	426	48.24	138	54	210	1		23
CRETE RURAL PARK COMMISSIONER UNEXP 2YR								
VOTE FOR NOT MORE THAN 1								
RANDALL W DUNLAP	508	100.00	191	44	226	2		45

RUN DATE:04/19/23 09:18 AM

REPORT-EL45A PAGE 011

	TOTAL VOTES	%	VOTE BY MAIL	EARLY VOTING	ELECTION DAY	PROVISIONAL	POSTMARK	VBM
CRETE RURAL PARK COMMISSIONER FULL								
VOTE FOR NOT MORE THAN 2								
RON MAHONEY	414	48.59	156	35	186	1		36
SHARON MAHONEY	438	51.41	165	40	192	1		40
FOX VALLEY PARK COMMISSIONER WARD 3								
VOTE FOR NOT MORE THAN 1								
ALLAN BROHOLM	832	100.00	156	170	463	0		43
FRANKFORT PARK COMMISSIONER								
VOTE FOR NOT MORE THAN 2								
THOMAS BARZ	2,276	52.27	401	623	1,134	2		116
ELMER GENTRY	2,078	47.73	386	603	968	3		118
FRANKFORT SQUARE PARK COMMISSIONER								
VOTE FOR NOT MORE THAN 3								
PHILLIP CHERRY	1,099	34.81	270	141	600	2		86
CRAIG MAKSYMIAK	1,029	32.59	260	136	559	1		73
RYAN HOLLEY	1,029	32.59	265	137	547	2		78
GODLEY PARK COMMISSIONER								
VOTE FOR NOT MORE THAN 2								
BONNIE DeMARSE	25	28.09	9	1	15	0		0
EDNA ALTON	26	29.21	10	0	15	0		1
DARRELL R. SCHOTT	38	42.70	3	1	32	0		2
JOLIET PARK COMMISSIONER								
VOTE FOR NOT MORE THAN 2								
RICHARD (RICO) RAASCH	7,138	49.53	1,442	1,360	3,974	9		353
ERIC PEREZ	6,935	48.12	1,268	1,399	3,884	8		376
WRITE-IN	339	2.35	29	61	240	1		8
LEMONT PARK COMMISSIONER UNEXP 2YR								
VOTE FOR NOT MORE THAN 1								
STEVEN RICHMOND	7	100.00	1	0	6	0		0
LEMONT PARK COMMISSIONER FULL								
VOTE FOR NOT MORE THAN 1								
WILLIAM "BILL" McADAM	7	100.00	1	0	6	0		0
LOCKPORT TOWNSHIP PARK COMMISSIONER								
VOTE FOR NOT MORE THAN 2								
DON BAUER	4,169	54.78	1,140	497	2,271	8		253
PAUL NOBIS	3,441	45.22	1,007	402	1,815	5		212

RUN DATE:04/19/23 09:18 AM

REPORT-EL45A PAGE 012

	TOTAL VOTES	%	VOTE BY MAIL	EARLY VOTING	ELECTION DAY	PROVISIONAL	POSTMARK	VBM
MANHATTAN PARK COMMISSIONER								
VOTE FOR NOT MORE THAN 2								
EDWARD LUDWIG	730	48.60	143	107	432	0		48
KRISTY BYERS	772	51.40	145	113	454	1		59
MOKENA COMMUNITY PARK COMMISSIONER								
VOTE FOR NOT MORE THAN 4								
MICHAEL GANDY	1,380	19.15	320	248	729	2		81
ISRAEL J. SMITH	1,367	18.97	227	273	777	0		90
KATHRYN O'CONNOR	1,555	21.58	402	254	784	3		112
STEVEN M. JACOBSON	1,455	20.19	314	268	775	2		96
DANIEL C. GILBERT	1,450	20.12	332	248	775	2		93
NAPERVILLE PARK COMMISSIONER								
VOTE FOR NOT MORE THAN 3								
CHRISTOPHER JACKS	5,456	27.12	941	1,412	2,800	7		296
JOHN RISVOLD	5,123	25.46	1,051	1,324	2,322	5		421
RICH JANOR	5,695	28.31	914	1,468	3,010	9		294
MAHBOUBE "MICHELLE" HAGHIGHI	3,846	19.12	822	1,019	1,649	2		354
NEW LENOX COMMUNITY PARK COMMISSIONER								
VOTE FOR NOT MORE THAN 3								
GARRY KRAEMER	2,727	31.69	584	443	1,480	2		218
DALE LARSON	2,919	33.92	604	479	1,601	2		233
BRIAN FISCHER	2,959	34.39	628	487	1,606	2		236
OSWEGOLAND PARK COMMISSIONER								
VOTE FOR NOT MORE THAN 2								
DAVE KRAHN	36	46.15	8	6	15	0		7
DAVID C. BEHRENS	42	53.85	10	6	18	0		8
PEOTONE PARK COMMISSIONER								
VOTE FOR NOT MORE THAN 3								
AIMEE SAARI	354	33.24	56	6	277	0		15
SHAUN ZIEMS	302	28.36	51	7	228	0		16
LINDSEY SCHWIESOW	409	38.40	70	6	314	0		19
PLAINFIELD PARK COMMISSIONER UNEXP 2YR								
VOTE FOR NOT MORE THAN 1								
BILL THOMAN	6,159	100.00	1,668	728	3,315	13		435
PLAINFIELD PARK COMMISSIONER FULL								
VOTE FOR NOT MORE THAN 3								
NUHIE FAHEEM	3,768	28.55	1,117	443	1,887	6		315
DEBRA NARDUCCI	4,805	36.40	1,376	580	2,505	8		336
TRACEE STEELE	4,523	34.27	1,277	547	2,381	9		309
WRITE-IN	103	.78	26	16	57	1		3

RUN DATE:04/19/23 09:18 AM

REPORT-EL45A PAGE 013

	TOTAL VOTES	%	VOTE BY MAIL	EARLY VOTING	ELECTION DAY	PROVISIONAL	POSTMARK	VBM
TINLEY PARK PARK COMMISSIONER								
VOTE FOR NOT MORE THAN 2								
BERNARD M. O'BOYLE	5	17.86	0	0	5	0		0
DANIEL FLORES	11	39.29	0	2	8	0		1
ASHLEY RUBINO	2	7.14	0	0	2	0		0
JOSEPH F. JARZABKOWSKI	0		0	0	0	0		0
JEFFREY A. MECH	10	35.71	0	2	7	0		1
WILMINGTON PARK COMMISSIONER UNEXP 2YR								
VOTE FOR NOT MORE THAN 1								
NO CANDIDATE FILED	0		0	0	0	0		0
WILMINGTON PARK COMMISSIONER FULL								
VOTE FOR NOT MORE THAN 3								
NORMAN WECK III	183	42.26	52	0	123	0		8
KATHERINE FRANCIS.	250	57.74	79	2	156	0		13
WOODRIDGE PARK COMMISSIONER								
VOTE FOR NOT MORE THAN 2								
JACK C. MAHONEY	0		0	0	0	0		0
KENNETH A. PERRY	0		0	0	0	0		0
AURORA LIBRARY TRUSTEE								
VOTE FOR NOT MORE THAN 2								
NO CANDIDATE FILED	0		0	0	0	0		0
WRITE-IN.	128	100.00	17	27	67	0		17
BEECHER LIBRARY TRUSTEE								
VOTE FOR NOT MORE THAN 2								
KATHRYN A. CZARNECKI.	877	50.52	82	154	617	0		24
LANCE W. SALLER	859	49.48	90	153	588	0		28
CRETE LIBRARY TRUSTEE								
VOTE FOR NOT MORE THAN 3								
JUDI BOEHNER	869	36.24	319	86	400	1		63
JACKIE MCKETHEN	737	30.73	288	76	311	2		60
TIMOTHY P. BRENNAN	792	33.03	297	82	354	1		58
FOSSIL RIDGE LIBRARY TRUSTEE								
VOTE FOR NOT MORE THAN 2								
KATHLEEN M. PRICE.	928	47.47	122	164	621	2		19
TERI L. JONES	546	27.93	79	99	351	2		15
ELLEN KRUTZ.	481	24.60	60	88	312	2		19
FOUNTAINDALE LIBRARY TRUSTEE UNEXP 4YR								
VOTE FOR NOT MORE THAN 1								
SARAH SISK.	4,536	100.00	1,109	1,253	1,864	8		302

RUN DATE:04/19/23 09:18 AM

REPORT-EL45A PAGE 014

	TOTAL VOTES	%	VOTE BY MAIL	EARLY VOTING	ELECTION DAY	PROVISIONAL	POSTMARK	VBM
FOUNTAINDALE LIBRARY TRUSTEE FULL								
VOTE FOR NOT MORE THAN 2								
ROBERT KALNICKY	3,794	50.93	974	995	1,574	4		247
MERAJ ALAM	3,452	46.34	908	913	1,366	5		260
WRITE-IN	203	2.73	17	96	88	1		1
FRANKFORT LIBRARY TRUSTEE								
VOTE FOR NOT MORE THAN 2								
KATHERINE FOULK VEACH	2,987	49.55	584	712	1,505	6		180
JAN LOOK	3,041	50.45	606	732	1,506	5		192
HOMER TWP LIBRARY TRUSTEE								
VOTE FOR NOT MORE THAN 4								
JOHN WALTERS	2,470	10.01	327	448	1,639	1		55
BRIANNA ROTI	2,582	10.46	366	488	1,664	1		63
STEPHEN J. BALICH III	2,402	9.73	303	452	1,584	1		62
CYNTHIA BOCHENEK	3,860	15.64	752	713	2,167	5		223
CLARE LUND	3,589	14.54	699	665	2,002	4		219
JANE KLUNK	3,647	14.78	696	680	2,042	4		225
RITA WOODS	3,722	15.08	732	673	2,094	5		218
TONY DRABIK	2,409	9.76	332	440	1,572	2		63
MANHATTAN-ELWOOD LIBRARY TRUSTEE UNEXP 2YR								
VOTE FOR NOT MORE THAN 2								
JANICE KREKEL	921	52.39	204	131	517	2		67
THOMAS MURRAY	837	47.61	185	114	475	0		63
MANHATTAN-ELWOOD LIBRARY TRUSTEE FULL								
VOTE FOR NOT MORE THAN 3								
SHARON GILL	952	53.07	207	142	536	2		65
JULIE MASON	842	46.93	187	112	478	0		65
MANTENO PUBLIC LIBRARY TRUSTEE								
VOTE FOR NOT MORE THAN 3								
NANCY WHEELER	4	40.00	3	0	1	0		0
DENISE M. JONES	3	30.00	3	0	0	0		0
MARY BETH COLLIER	3	30.00	3	0	0	0		0
MOKENA LIBRARY TRUSTEE UNEXP 4YR								
VOTE FOR NOT MORE THAN 3								
KATHY LEWANDOWSKI	1,577	39.67	316	306	864	2		89
CAMILLE GONZALEZ-JENSEN	1,198	30.14	269	228	618	2		81
ERIN MINH	1,200	30.19	268	241	620	2		69

RUN DATE:04/19/23 09:18 AM

REPORT-EL45A PAGE 015

	TOTAL VOTES	%	VOTE BY MAIL	EARLY VOTING	ELECTION DAY	PROVISIONAL	POSTMARK	VBM
MOKENA LIBRARY TRUSTEE FULL								
VOTE FOR NOT MORE THAN 2								
JOSEPH CIRELLI	1,014	33.18	181	194	581	0		58
NATALIE BURKE	832	27.23	185	153	456	2		36
SARA CARMODY	897	29.35	179	186	484	2		46
DOROTHY M. APPIAH	313	10.24	81	45	171	0		16
NEW LENOX LIBRARY TRUSTEE UNEXP 2YR								
VOTE FOR NOT MORE THAN 1								
TERRENCE NOLAN	3,360	100.00	707	552	1,846	3		252
NEW LENOX LIBRARY TRUSTEE FULL								
VOTE FOR NOT MORE THAN 2								
EDWARD A. TATRO	2,984	50.82	601	497	1,654	1		231
ERIN MONCEK	2,888	49.18	649	473	1,530	2		234
VILLAGE OF ORLAND PARK LIBRARY TRUSTEE								
VOTE FOR NOT MORE THAN 3								
NANCY WENDT HEALY	18	25.35	16	0	1	0		1
ALISON MARY LACNY	19	26.76	16	0	1	0		2
DANIEL J. McMILLAN	11	15.49	9	0	0	0		2
KRISTINE FASSLER	17	23.94	12	0	2	0		3
ELAN KLEIS	6	8.45	4	0	1	0		1
OSWEGO LIBRARY TRUSTEE								
VOTE FOR NOT MORE THAN 3								
CHRISTINE DIEHL	105	57.38	35	17	47	0		6
EMILY ELAINE RAMIREZ	74	40.44	29	14	28	0		3
WRITE-IN	4	2.19	0	2	2	0		0
VILLAGE OF PARK FOREST LIBRARY TRUSTEE UNEXP 2YR								
VOTE FOR NOT MORE THAN 1								
NO CANDIDATE FILED	0		0	0	0	0		0
VILLAGE OF PARK FOREST LIBRARY TRUSTEE FULL								
VOTE FOR NOT MORE THAN 3								
BATHSHEBA WYATT-DRAPER	53	14.44	11	6	28	0		8
FELICIA M. RANGEL	115	31.34	24	14	57	0		20
ALAN B. SHNAY	84	22.89	20	14	35	0		15
KATHERINE A. COLEMAN	115	31.34	28	13	60	0		14
PEOTONE LIBRARY TRUSTEE								
VOTE FOR NOT MORE THAN 3								
MARGARET HORNE	995	33.87	229	62	651	0		53
SANDRA M. GALL	1,082	36.83	249	63	718	0		52
BONITA J. PATEK	861	29.31	212	46	559	0		44

RUN DATE:04/19/23 09:18 AM

REPORT-EL45A PAGE 016

	TOTAL VOTES	%	VOTE BY MAIL	EARLY VOTING	ELECTION DAY	PROVISIONAL	POSTMARK	VBM
PLAINFIELD LIBRARY TRUSTEE								
VOTE FOR NOT MORE THAN 3								
ZACHARY CROWNER	3,053	30.48	924	401	1,498	4		226
ALICIA MALEC	3,774	37.68	1,161	467	1,828	6		312
CARL F. GILMORE	3,188	31.83	947	423	1,556	7		255
SHOREWOOD-TROY LIBRARY TRUSTEE UNEXP 2YR								
VOTE FOR NOT MORE THAN 1								
ARTHETTA C. REEDER	1,826	100.00	478	275	966	1		106
SHOREWOOD-TROY LIBRARY TRUSTEE FULL								
VOTE FOR NOT MORE THAN 3								
KAREN VOITIK	1,788	93.56	472	257	958	1		100
WRITE-IN	123	6.44	23	22	69	0		9
STEGER-SOUTH CHICAGO HEIGHTS LIBRARY TRUSTEE UNEXP 2YR								
VOTE FOR NOT MORE THAN 1								
LAURA F. HILL	253	100.00	52	35	152	0		14
STEGER-SOUTH CHICAGO HEIGHTS LIBRARY TRUSTEE FULL								
VOTE FOR NOT MORE THAN 3								
ANDREA HOLECEK-SHERMAN	222	35.86	49	30	130	0		13
WINONA JOHNSON	194	31.34	41	27	113	0		13
JANET LESAK-FIORENZO	203	32.79	42	27	120	0		14
THREE RIVERS LIBRARY TRUSTEE UNEXP 4YR								
VOTE FOR NOT MORE THAN 1								
NO CANDIDATE FILED	0		0	0	0	0		0
THREE RIVERS LIBRARY TRUSTEE FULL								
VOTE FOR NOT MORE THAN 2								
BRANDY MALONE	1,115	54.15	196	174	670	0		75
DANIEL HOPPE	944	45.85	175	144	566	0		59
VILLAGE OF TINLEY PARK LIBRARY TRUSTEE								
VOTE FOR NOT MORE THAN 2								
LEAH HERMAN	565	100.00	181	55	279	0		50
UNIVERSITY PARK LIBRARY TRUSTEE								
VOTE FOR NOT MORE THAN 3								
DEBORAH J. STROUD	831	58.60	125	92	589	2		23
RUBY J. GIDDINGS	520	36.67	100	70	325	2		23
WRITE-IN	67	4.72	7	16	38	1		5

	TOTAL VOTES	%	VOTE BY MAIL	EARLY VOTING	ELECTION DAY	PROVISIONAL	POSTMARK	VBM
WHITE OAK LIBRARY TRUSTEE								
VOTE FOR NOT MORE THAN 2								
NANCY J. HACKETT	3,061	32.54	933	326	1,596	8		198
ANN M. LOPEZ-CANEVA	2,690	28.60	748	326	1,421	4		191
SELINA BOERSMA	1,534	16.31	341	190	942	4		57
PATRICIA COLELLA	2,122	22.56	612	243	1,175	5		87
WILMINGTON LIBRARY TRUSTEE								
VOTE FOR NOT MORE THAN 3								
DIANA M. ZOLECKI-BROWNING	329	32.90	99	7	206	0		17
MARY M. FITZSIMMONS	322	32.20	99	9	199	0		15
SHERYL PURACCHIO	349	34.90	107	9	216	0		17
WOODRIDGE PUBLIC LIBRARY TRUSTEE								
VOTE FOR NOT MORE THAN 3								
JANE M. WHITESIDE	1	33.33	0	0	1	0		0
WILLIAM J. THOMPSON, JR.	1	33.33	0	0	1	0		0
CLINTON JAMES	1	33.33	0	0	1	0		0
BEECHER CUSD 200U BOARD MEMBER								
VOTE FOR NOT MORE THAN 4								
STACY MAZUREK	611	14.56	60	92	434	0		25
ASHLEY FLUECHTLING	650	15.49	52	107	463	0		28
MELANIE BRENNENSTALL	509	12.13	51	82	353	0		23
BRANDY FLORES	825	19.67	75	155	571	0		24
ADRIANA DIACHENKO	720	17.16	64	137	504	0		15
SUSAN SIWINSKI	443	10.56	49	60	310	0		24
TODD GREGORY	437	10.42	48	53	317	0		19
CHANAY-MONGE SD 88 BOARD MEMBER UNEXP 2YR								
VOTE FOR NOT MORE THAN 1								
NO CANDIDATE FILED	0		0	0	0	0		0
CHANAY-MONGE SD 88 BOARD MEMBER FULL								
VOTE FOR NOT MORE THAN 3								
CHARLES H. METHVIN II	177	86.76	58	17	91	0		11
WRITE-IN	27	13.24	9	2	16	0		0
CHANNAHON SD 17 BOARD MEMBER								
VOTE FOR NOT MORE THAN 3								
CHRISTINE BUCCIARELLI	925	25.31	159	151	558	0		57
NICHOLE NYALKA	781	21.37	114	126	485	0		56
EDWARD WILLIAM CROMBIE	584	15.98	99	92	355	0		38
KEVIN MURPHY	627	17.16	106	97	383	0		41
BROOKE BAVILACQUA	737	20.17	96	111	488	0		42

RUN DATE:04/19/23 09:18 AM

REPORT-EL45A PAGE 018

	TOTAL VOTES	%	VOTE BY MAIL	EARLY VOTING	ELECTION DAY	PROVISIONAL	POSTMARK	VBM
COAL CITY CUSD 1 BOARD MEMBER								
VOTE FOR NOT MORE THAN 4								
KENNETH P. MILLER	0		0	0	0	0		0
QUINTIN HARMON	0		0	0	0	0		0
DANIEL P. ENGELHARDT	0		0	0	0	0		0
CYNTHIA "CINDY" KLEIN	0		0	0	0	0		0
CRETE-MONEE 201U - DIST 1 BOARD MEMBER								
VOTE FOR NOT MORE THAN 1								
WILLIAM J SAWALLISCH JR.	327	100.00	88	45	172	0		22
CRETE-MONEE 201U - DIST 2 BOARD MEMBER								
VOTE FOR NOT MORE THAN 1								
MAURICE "MO" BROWN	657	98.35	106	58	474	2		17
WRITE-IN	11	1.65	2	0	9	0		0
CRETE-MONEE 201U - DIST 4 BOARD MEMBER								
VOTE FOR NOT MORE THAN 1								
JEANINE GALBRAITH	186	47.94	35	20	116	0		15
ALEJANDRO "ALEX" GALLEGOS	202	52.06	31	20	137	1		13
CRETE-MONEE 201U - DIST 5 BOARD MEMBER								
VOTE FOR NOT MORE THAN 1								
JAMIE ZITE-STUMBRIS	279	100.00	117	20	116	3		23
ELWOOD CCSD 203 BOARD MEMBER								
VOTE FOR NOT MORE THAN 3								
MICHAEL KRUCHTEN	153	33.19	48	24	75	0		6
LAWRENCE STASIAK	154	33.41	46	23	79	0		6
VANESSA ROSSOLILLE	154	33.41	49	22	76	1		6
FAIRMONT SD 89 BOARD MEMBER								
VOTE FOR NOT MORE THAN 4								
KAREN CUSTER	281	24.61	84	47	129	0		21
LINDA PIERZCHALSKI	286	25.04	86	49	130	0		21
JANICE POSEY	284	24.87	83	46	134	0		21
DIONNE WRIGHT	291	25.48	83	49	138	0		21
FRANKFORT CCSD 157-C BOARD MEMBER								
VOTE FOR NOT MORE THAN 4								
JENNIFER HINDEL	1,244	10.83	235	333	611	3		62
NICOLE QUEEN	923	8.04	139	225	513	0		46
EDITH LUTZ	1,839	16.01	353	524	840	1		121
LARRY KOCIOLEK	1,795	15.63	309	551	806	2		127
BRIAN SKIBINSKI	1,636	14.24	349	457	723	1		106
JEFFREY S. TARALA	886	7.71	131	208	511	2		34
MICHAEL S. CASEY	1,009	8.79	173	240	540	4		52
FRANCESCO D'AVOLA	1,306	11.37	207	398	602	0		99
PETER GUSE	847	7.37	102	208	494	2		41

RUN DATE:04/19/23 09:18 AM

REPORT-EL45A PAGE 019

	TOTAL VOTES	%	VOTE BY MAIL	EARLY VOTING	ELECTION DAY	PROVISIONAL	POSTMARK	VBM
HOMER CCSD 33C BOARD MEMBER								
VOTE FOR NOT MORE THAN 3								
ELIZABETH HITZEMAN	3,191	21.28	635	605	1,763	6		182
CHRISTOPHER TRZECIAK.	2,826	18.85	529	546	1,575	7		169
DEBRA MARTIN	3,132	20.89	623	572	1,751	5		181
LAWRENCE VACALA	1,897	12.65	262	366	1,208	0		61
NICHOLAS KOLLINIATIS.	2,091	13.94	300	400	1,330	1		60
DAVID ONDYAK	1,859	12.40	289	382	1,138	0		50
INDIAN PRAIRIE CUSD 204 BOARD MEMBER								
VOTE FOR NOT MORE THAN 3								
CATEY GENC	5,408	30.11	1,137	1,402	2,424	9		436
JUSTIN KARUBAS.	6,093	33.92	1,149	1,599	2,918	9		418
MARK RISING.	6,462	35.97	1,209	1,744	3,080	7		422
JOLIET SD 86 SCHOOL INSPECTOR AT LARGE								
VOTE FOR NOT MORE THAN 1								
SANDRA AGUIRRE.	4,143	55.11	610	877	2,450	7		199
DEBORAH K. ZIECH	3,375	44.89	639	541	2,021	6		168
JOLIET SD 86 EAST SCHOOL INSPECTOR								
VOTE FOR NOT MORE THAN 2								
DELIA ULLOA-JIMENEZ	1,298	46.69	253	321	645	3		76
JESSE M SMITH	1,482	53.31	253	353	799	1		76
JOLIET SD 86 WEST SCHOOL INSPECTOR UNEXP 2YR								
VOTE FOR NOT MORE THAN 1								
ELVIS MADISON	4,826	100.00	825	791	2,968	5		237
JOLIET SD 86 WEST SCHOOL INSPECTOR FULL								
VOTE FOR NOT MORE THAN 1								
R. EMIL STANDFIELD	2,869	54.86	513	433	1,780	4		139
JAZMIN MARTINEZ	2,361	45.14	350	454	1,439	4		114
LARAWAY CCSD 70-C BOARD MEMBER								
VOTE FOR NOT MORE THAN 4								
SAUL BRASS	165	30.67	40	41	74	0		10
GARY E. KNIGHT.	136	25.28	40	33	57	0		6
DAVID MATENAER.	108	20.07	33	20	49	0		6
MICHELLE MATENAER.	129	23.98	41	29	52	0		7
LOCKPORT SD 91 BOARD MEMBER								
VOTE FOR NOT MORE THAN 3								
JOSELYN CUTFORTH	469	17.74	69	87	304	0		9
BILL PASSAGLIA.	400	15.13	48	68	274	1		9
JOHN O'LEAR.	423	16.00	60	71	281	0		11
COURTNEY OXLEY-TURNER	721	27.27	115	136	442	1		27
MICHAEL T. ARVIDSON	631	23.87	98	120	391	1		21

	TOTAL VOTES	%	VOTE BY MAIL	EARLY VOTING	ELECTION DAY	PROVISIONAL	POSTMARK	VBM
MANHATTAN SD 114 BOARD MEMBER								
VOTE FOR NOT MORE THAN 3								
JOHN PATRICK BURKE	626	23.41	96	98	390	1		41
DAN DeCAPRIO	570	21.32	94	74	358	0		44
MARK W GRAY	291	10.88	67	33	166	1		24
TOM BISCAN	482	18.03	79	71	312	0		20
CHERYL L. DONOVAN	705	26.36	126	107	419	1		52
MANTENO CUSD 5 BOARD MEMBER								
VOTE FOR NOT MORE THAN 4								
MARK STAUFFENBERG	5	31.25	3	0	2	0		0
GEORGE WEILAND	3	18.75	3	0	0	0		0
MARY S. SCHUBERT	3	18.75	3	0	0	0		0
MATTHEW JACKSON	5	31.25	3	0	2	0		0
MINOOKA CCSD 201 BOARD MEMBER								
VOTE FOR NOT MORE THAN 3								
JENNIFER MONSON	493	16.12	118	71	277	0		27
EMILY CONQUEST	569	18.61	127	130	269	0		43
BRIAN POHLMAN	471	15.40	79	58	307	1		26
THOMAS J. McGOWAN	486	15.89	100	60	309	1		16
KATHERINE TONELLI	615	20.11	148	128	300	1		38
VINITA VOSS	424	13.87	87	99	207	0		31
MOKENA SD 159 BOARD MEMBER								
VOTE FOR NOT MORE THAN 3								
MICHELE COLEMAN	647	13.34	122	118	381	2		24
SAMANTHA TUNNEY	934	19.26	177	170	539	0		48
KELLI MacMILLAN	953	19.65	170	168	571	2		42
THOMAS FREYER	838	17.28	138	193	453	0		54
JULIE M. OOST	985	20.31	167	187	571	0		60
AMANDA R. MONTGOMERY	492	10.15	147	67	234	2		42
NAPERVILLE CUSD 203 BOARD MEMBER								
VOTE FOR NOT MORE THAN 3								
KRISTINE M. GERICKE	1,192	25.24	254	211	619	2		106
JOSEPH (JOE) KOZMINSKI	1,150	24.35	255	211	581	0		103
GILBERT R. WAGNER	566	11.99	95	105	333	1		32
RONALD AMATO	835	17.68	131	132	542	0		30
MELISSA KELLEY BLACK	979	20.73	206	186	502	2		83
NEW LENOX SD 122 BOARD MEMBER								
VOTE FOR NOT MORE THAN 3								
NICOLE DeGRAVE	2,085	17.07	429	389	1,082	2		183
STEPHANIE PELTZER	1,832	15.00	380	332	944	1		175
SAMANTHA JEAN GASCA	984	8.06	154	125	642	0		63
ADELHEID L. CONNOLLY	1,276	10.45	134	188	914	0		40
JEANINE KOZLOWSKI	1,309	10.72	307	194	730	0		78
IGNACIO ROJAS, JR.	849	6.95	192	117	442	0		98
MARY E. LAMBERT	1,673	13.70	289	241	1,070	1		72
WILLIAM PENDER	2,206	18.06	434	396	1,219	2		155

RUN DATE:04/19/23 09:18 AM

REPORT-EL45A PAGE 021

	TOTAL VOTES	%	VOTE BY MAIL	EARLY VOTING	ELECTION DAY	PROVISIONAL	POSTMARK	VBM
OSWEGO CUSD 308 BOARD MEMBER UNEXP 2YR								
VOTE FOR NOT MORE THAN 1								
JARED PLOGER	853	71.08	139	201	463	0		50
KEVIN D. JOHNSON	347	28.92	74	44	206	0		23
OSWEGO CUSD 308 BOARD MEMBER FULL								
VOTE FOR NOT MORE THAN 3								
DOMINICK CIRONE	791	22.84	118	188	437	0		48
RICHARD B. GILMORE	296	8.55	55	37	187	0		17
HEATHER GREGAR	320	9.24	68	48	191	0		13
JOANNE ANASTASIA JOHNSON	287	8.29	64	37	170	0		16
AMY MURILLO	854	24.66	144	193	458	0		59
MARY JO WENMOUTH	754	21.77	122	179	405	0		48
NICKY A. BOECKER	161	4.65	31	32	86	0		12
PEOTONE CUSD 207-U BOARD MEMBER								
VOTE FOR NOT MORE THAN 3								
JENNIFER MOE	717	31.60	143	18	523	0		33
RICHARD UTHE	751	33.10	146	21	549	0		35
JODI BECKER	801	35.30	156	20	586	0		39
PLAINFIELD CCSD 202 BOARD MEMBER								
VOTE FOR NOT MORE THAN 3								
MARGARITA MORELOS	5,122	26.12	1,382	694	2,706	12		328
SAVENA JOINER	4,079	20.80	1,194	495	2,029	8		353
HEATHER ROACH	5,564	28.38	1,566	708	2,903	11		376
ELIAS KALANTZIS	4,843	24.70	1,157	649	2,705	11		321
REED-CUSTER CUSD 255U BOARD MEMBER								
VOTE FOR NOT MORE THAN 3								
GREGORY BOYER	902	26.80	110	183	573	3		33
MELISSA MICKLOS	920	27.33	118	181	587	3		31
CHRIS T. CAVANAUGH	987	29.32	123	190	643	4		27
JOHN GUISTAT	557	16.55	70	82	385	0		20
RICHLAND SD 88A BOARD MEMBER								
VOTE FOR NOT MORE THAN 4								
MICHELLE CIPITI	761	34.23	306	41	361	2		51
STEVEN McNABB	776	34.91	299	42	387	2		46
SHAUNESE PIERRE	686	30.86	266	39	332	2		47
ROCKDALE SD 84 BOARD MEMBER								
VOTE FOR NOT MORE THAN 3								
GERALYN WYKE	134	35.64	24	13	88	0		9
AHMED H. AICH-SANDINO	123	32.71	23	12	80	0		8
MARY JOLENE CHAMBLEE	119	31.65	24	15	71	0		9

RUN DATE:04/19/23 09:18 AM

REPORT-EL45A PAGE 022

	TOTAL VOTES	%	VOTE BY MAIL	EARLY VOTING	ELECTION DAY	PROVISIONAL	POSTMARK	VBM
STEGER SD 194 BOARD MEMBER UNEXP 2YR								
VOTE FOR NOT MORE THAN 1								
NICHOLAS HUTCHISON	293	100.00	67	46	164	0		16
STEGER SD 194 BOARD MEMBER FULL								
VOTE FOR NOT MORE THAN 3								
JILL MARTIN RAYMOND	265	35.05	58	44	148	0		15
KAREN TURNER	245	32.41	58	37	135	0		15
BUFFY GARCIA	246	32.54	54	40	138	0		14
SUMMIT HILL SD 161 BOARD MEMBER								
VOTE FOR NOT MORE THAN 3								
JOY MURPHY	1,206	25.10	335	160	587	4		120
MATTHEW CAREY	1,158	24.10	285	159	650	1		63
JOHN WINTER.	1,185	24.67	292	155	676	2		60
RONNIE PETREY	1,021	21.25	226	138	601	0		56
WRITE-IN.	234	4.87	21	31	165	1		16
TAFT SD 90 BOARD MEMBER UNEXP 2YR								
VOTE FOR NOT MORE THAN 1								
NO CANDIDATE FILED	0		0	0	0	0		0
TAFT SD 90 BOARD MEMBER FULL								
VOTE FOR NOT MORE THAN 3								
MELISSA BRUSS	134	29.45	27	23	78	0		6
ROCCO V. COLELLA JR..	139	30.55	29	26	77	0		7
NICOLE LANE.	182	40.00	39	36	95	0		12
TROY CCSD 30-C BOARD MEMBER UNEXP 2YR								
VOTE FOR NOT MORE THAN 1								
MARK GRIGLIONE.	3,780	100.00	882	696	2,029	3		170
TROY CCSD 30-C BOARD MEMBER FULL								
VOTE FOR NOT MORE THAN 3								
KATHY DeGEUS BARKER	2,849	29.14	697	533	1,494	3		122
CYNTHIA JO RASMUSSEN.	2,586	26.45	639	461	1,361	1		124
KRISTIN CROSS	2,481	25.37	562	442	1,363	3		111
DENNIS GROSSKOPF	1,862	19.04	463	310	990	2		97
UNION SD 81 BOARD MEMBER								
VOTE FOR NOT MORE THAN 4								
ANNA HOMOLKA	71	24.83	17	10	36	0		8
SHELLY SINCLAIR	73	25.52	18	8	39	0		8
LINDA BRUNNER	70	24.48	16	9	37	0		8
CHRISTOPHER GUSTAFSON	72	25.17	16	10	38	0		8

RUN DATE:04/19/23 09:18 AM

REPORT-EL45A PAGE 023

	TOTAL VOTES	%	VOTE BY MAIL	EARLY VOTING	ELECTION DAY	PROVISIONAL	POSTMARK	VBM
VALLEY VIEW CUSD 365U BOARD MEMBER								
VOTE FOR NOT MORE THAN 3								
JAMES "JT" BOUDOURIS	2,513	14.99	589	573	1,183	3		165
WILLIAM "BILL" SPENGLER	1,617	9.65	374	441	708	2		92
STEVEN A. QUIGLEY	2,772	16.54	666	649	1,273	5		179
VICTORIA "VICKIE" SUTTERLIN	2,384	14.22	612	586	1,023	0		163
NICOLE PELZMAN	1,252	7.47	386	240	555	3		68
LAURIE ANN SMITH	1,487	8.87	495	307	607	2		76
DIANE PARRO	1,755	10.47	571	380	677	1		126
RANDALLSUTTON	771	4.60	143	235	346	1		46
JON-PIERRE BRADLEY	730	4.36	205	199	270	0		56
RAFAEL ORTIZ	1,480	8.83	377	398	612	4		89
WILL COUNTY SD 92 BOARD MEMBER								
VOTE FOR NOT MORE THAN 3								
THERESA "TAMMY" HAYES	969	19.30	137	158	642	1		31
TRICIA TABOR	942	18.76	125	150	634	2		31
JEFF PRZYBYL	1,020	20.31	115	177	691	1		36
GINA TIDWELL	1,082	21.55	184	140	676	2		80
MATTHEW DUSTERHOFT	1,009	20.09	160	121	658	0		70
WILMINGTON CUSD 209-U BOARD MEMBER UNEXP 2YR								
VOTE FOR NOT MORE THAN 1								
LAUREN KEMPES	431	100.00	129	12	268	0		22
WILMINGTON CUSD 209-U BOARD MEMBER FULL								
VOTE FOR NOT MORE THAN 3								
CJ DZIUBAN	344	31.16	107	9	212	0		16
TERRY ANDERSON	367	33.24	113	10	221	0		23
LISA M. HOLMES	393	35.60	120	11	244	0		18
BLOOM TOWNSHIP HS 206 BOARD MEMBER								
VOTE FOR NOT MORE THAN 4								
TERESA M. PALOMBI	240	25.50	60	35	131	0		14
WILLIAM "BILL" ANGELL	259	27.52	57	41	146	0		15
CASSANDRA EVERETT	223	23.70	55	30	124	0		14
LORENA R. VARELA	219	23.27	53	31	121	0		14
JOLIET TOWNSHIP HS 204 BOARD MEMBER UNEXP 2YR								
VOTE FOR NOT MORE THAN 1								
MATTHEW KENNEDY	10,957	100.00	2,154	1,971	6,273	13		546

RUN DATE:04/19/23 09:18 AM

REPORT-EL45A PAGE 024

	TOTAL VOTES	%	VOTE BY MAIL	EARLY VOTING	ELECTION DAY	PROVISIONAL	POSTMARK	VBM
JOLIET TOWNSHIP HS 204 BOARD MEMBER FULL								
VOTE FOR NOT MORE THAN 4								
GARRETT BEENE	3,754	9.93	759	670	2,085	6		234
ANGELA A. HUNTINGTON.	5,908	15.63	1,317	1,013	3,235	10		333
THOMAS FITZPATRICK	6,092	16.12	1,197	1,023	3,614	5		253
MICHELLE STIFF.	6,377	16.87	1,367	1,198	3,439	9		364
DAN COFFEY	6,875	18.19	1,344	1,231	3,942	11		347
FRANK EDMON JR.	4,908	12.99	916	979	2,766	6		241
DAMON ZDUNICH	3,880	10.27	680	687	2,346	5		162
LINCOLN-WAY COMM HS 210 BOARD MEMBER								
VOTE FOR NOT MORE THAN 4								
CATHERINE JOHNSON.	6,462	14.93	1,477	1,299	3,130	11		545
GENA SAMBO	3,330	7.70	462	581	2,148	3		136
CAITLIN OLEJNIK	5,474	12.65	1,283	1,027	2,652	7		505
NATHAN SANDOVAL	4,808	11.11	648	809	3,133	6		212
DANA BERGTHOLD.	5,118	11.83	1,192	996	2,448	9		473
MARK BAMMAN.	3,119	7.21	506	602	1,866	2		143
DAVID COLLINS	4,186	9.67	652	746	2,602	5		181
KATARZYNA A. TOPOR	2,669	6.17	404	440	1,701	0		124
TESSA QUINLAN	3,585	8.28	873	565	1,878	4		265
RICHARD LaCIEN JR.	4,521	10.45	928	931	2,241	8		413
LOCKPORT TOWNSHIP HS 205 BOARD								
VOTE FOR NOT MORE THAN 3								
MARTIN "MARTY" BOERSMA	3,772	13.54	589	644	2,418	4		117
SANDRA CHIMON ROGERS.	3,952	14.18	772	673	2,369	5		133
MICHAEL LEWANDOWSKI	3,551	12.75	816	505	2,038	2		190
VERONICA TYLKA-SHAW	4,385	15.74	942	729	2,406	8		300
MICHAEL CLAUSEN	3,498	12.56	549	609	2,233	3		104
LANCE THIES.	3,319	11.91	528	598	2,016	5		172
SHERI BONIECKI-COOLING	3,707	13.31	830	641	1,995	6		235
NICHOLAS J. PARIS.	1,677	6.02	310	238	1,023	1		105
MINOOKA COMM HS 111 BOARD MEMBER UNEXP 2YR								
VOTE FOR NOT MORE THAN 1								
WILLIAM HOLMES.	1,055	42.32	229	166	601	0		59
TERRANCE SPIVEY	1,438	57.68	243	234	880	0		81
MINOOKA COMM HS 111 BOARD MEMBER FULL								
VOTE FOR NOT MORE THAN 3								
MICHAEL A. HOYT	1,463	21.15	260	246	863	0		94
LAURA PROSISE HRECHKO	1,345	19.44	290	213	755	0		87
DEIRDRA CRYE	804	11.62	196	150	396	0		62
TIMOTHY JUSKIEWICZ	1,132	16.37	195	174	707	0		56
LAURA UNDESSER.	941	13.60	220	155	509	0		57
ZACHARY VOGT	1,232	17.81	200	171	809	0		52

RUN DATE:04/19/23 09:18 AM

REPORT-EL45A PAGE 025

	TOTAL VOTES	%	VOTE BY MAIL	EARLY VOTING	ELECTION DAY	PROVISIONAL	POSTMARK	VBM
DU PAGE COMMUNITY COLLEGE DIST 502 TRUSTEE								
VOTE FOR NOT MORE THAN 2								
HAROON ATCHA	3,716	24.15	782	995	1,556	4		379
CHRISTINE M. FENNE	6,510	42.31	1,171	1,604	3,316	9		410
ANDREW R. MANNO	5,160	33.54	883	1,276	2,737	6		258
JOLIET JUNIOR COLLEGE DIST 525 TRUSTEE								
VOTE FOR NOT MORE THAN 2								
KEVIN KOLLINS HEDEMARK	12,279	14.28	2,673	2,140	6,641	18		807
RICHARD A. DAVIS	13,885	16.15	2,843	2,135	8,253	19		635
ALICIA MORALES	17,110	19.90	3,962	3,127	8,735	26	1,260	
KRYSTAL GARCIA CENTENO	9,396	10.93	2,193	1,690	4,725	18		770
DIANE M. HARRIS	15,532	18.07	3,157	2,777	8,888	18		692
CAROL LEE	8,504	9.89	2,011	1,412	4,689	15		377
JUDY MEDVID	9,261	10.77	2,079	1,595	5,186	7		394
KANKAKEE COMM COLLEGE DIST 520 TRUSTEE FULL								
VOTE FOR NOT MORE THAN 3								
TODD WIDHOLM	3	30.00	3	0	0	0		0
PATRICK D. MARTIN	4	40.00	3	0	1	0		0
BRADLEY W. HOVE	3	30.00	3	0	0	0		0
KANKAKEE COMM COLLEGE DIST 520 TRUSTEE UNEXP 2YR								
VOTE FOR NOT MORE THAN 1								
MICHAEL PROCTOR	3	100.00	3	0	0	0		0
PRAIRIE STATE COLLEGE DIST 515 TRUSTEE								
VOTE FOR NOT MORE THAN 3								
MICHELLE ALDANA	2,363	27.65	530	296	1,386	3		148
CAMIELLA D. WILLIAMS	2,169	25.38	514	242	1,284	2		127
THERESA McCOY-CARPENTER	2,247	26.29	544	294	1,286	3		120
WILLIAM S. McCLINTON	1,767	20.68	416	228	1,025	1		97
WAUBONSEE COMM COLLEGE DIST 516 TRUSTEE								
VOTE FOR NOT MORE THAN 3								
JIMMIE DELGADO	473	23.35	111	93	226	0		43
JAMES K. "JIM" MICHELS	301	14.86	61	63	156	0		21
STACEY RIES	524	25.86	109	123	256	0		36
WILLIAM A. MARZANO	372	18.36	68	65	206	0		33
GREGORY THOMAS	356	17.57	91	62	187	0		16
DU PAGE REGIONAL BOARD OF SCHOOL TRUSTEE								
VOTE FOR NOT MORE THAN 2								
NO CANDIDATE FILED	0		0	0	0	0		0

RUN DATE:04/19/23 09:18 AM

REPORT-EL45A PAGE 026

	TOTAL VOTES	%	VOTE BY MAIL	EARLY VOTING	ELECTION DAY	PROVISIONAL	POSTMARK	VBM
GRUNDY & KENDALL REGIONAL BOARD OF SCHOOL TRUSTEE								
VOTE FOR NOT MORE THAN 3								
PAUL NORDSTROM	406	24.73	98	80	200	0		28
TOM COLLINS	631	38.43	129	124	338	0		40
JEFF HANFORD	345	21.01	81	68	172	0		24
KRISTOPHER J. KOPPERS	260	15.83	56	45	140	0		19
IROQUOIS & KANKAKEE REGIONAL BOARD OF SCHOOL TRUSTEE								
VOTE FOR NOT MORE THAN 2								
SCOTT JOHNSON	3	37.50	3	0	0	0		0
DAWN RUSSERT	5	62.50	3	0	2	0		0
WILL COUNTY REGIONAL BOARD OF SCHOOL TRUSTEE FULL								
VOTE FOR NOT MORE THAN 3								
MIMI JOHNSON	44,529	94.11	10,235	7,328	24,314	68		2,584
WRITE-IN	2,786	5.89	561	522	1,576	12		115
WILL COUNTY REGIONAL BOARD OF SCHOOL TRUSTEE UNEXP 4YR								
VOTE FOR NOT MORE THAN 1								
RICHARD DAVIS	45,714	100.00	10,230	7,453	25,370	64		2,597
FOX METRO WATER RECLAMATION TRUSTEE DIST 2								
VOTE FOR NOT MORE THAN 1								
JUDITH SOTIR	805	100.00	154	162	443	0		46
BEECHER FIRE TRUSTEE								
VOTE FOR NOT MORE THAN 2								
JUSTIN BAKKER	815	48.98	80	125	584	0		26
MARGIE COOK	849	51.02	94	144	588	0		23
BRAIDWOOD FIRE TRUSTEE								
VOTE FOR NOT MORE THAN 1								
MICHAEL DILLON	1,177	100.00	142	222	780	4		29
CRETE TOWNSHIP FIRE TRUSTEE								
VOTE FOR NOT MORE THAN 1								
RAYMOND PETERLIN JR.	420	100.00	180	31	173	0		36
EAST JOLIET FIRE TRUSTEE								
VOTE FOR NOT MORE THAN 1								
GEORGE PETECKI	677	100.00	157	134	347	2		37
FRANKFORT FIRE TRUSTEE UNEXP 2YR								
VOTE FOR NOT MORE THAN 1								
MIKE MINOGUE	3,492	100.00	691	772	1,816	5		208

RUN DATE:04/19/23 09:18 AM

REPORT-EL45A PAGE 027

	TOTAL VOTES	%	VOTE BY MAIL	EARLY VOTING	ELECTION DAY	PROVISIONAL	POSTMARK	VBM
FRANKFORT FIRE TRUSTEE FULL								
VOTE FOR NOT MORE THAN 2								
DONNA VEGTER	2,547	34.90	491	565	1,332	3		156
JUSTIN LOHRENS.	2,477	33.94	470	609	1,256	4		138
GEORGE FARIS	2,274	31.16	453	542	1,153	4		122
HOMER TOWNSHIP FIRE TRUSTEE UNEXP 2YR								
VOTE FOR NOT MORE THAN 1								
KENNETH FIJAN	2,364	100.00	393	431	1,449	2		89
HOMER TOWNSHIP FIRE TRUSTEE UNEXP 4YR								
VOTE FOR NOT MORE THAN 1								
STEPHANIE MITCHELL	2,358	100.00	393	426	1,449	2		88
HOMER TOWNSHIP FIRE TRUSTEE FULL								
VOTE FOR NOT MORE THAN 1								
VINCENT COLABELLI.	2,309	100.00	387	415	1,417	2		88
LEMONT FIRE TRUSTEE UNEXP 2YR								
VOTE FOR NOT MORE THAN 1								
DANIEL A THOLOTOWSKY.	23	100.00	8	2	12	0		1
LEMONT FIRE TRUSTEE FULL								
VOTE FOR NOT MORE THAN 2								
LINDA BERNACCHI	12	26.09	1	2	9	0		0
VICTORIA L COBBETT	17	36.96	5	2	9	0		1
RICHARD LEE.	8	17.39	4	0	4	0		0
MICHAEL G SMOLLEN.	9	19.57	6	0	2	0		1
LOCKPORT TOWNSHIP FIRE TRUSTEE								
VOTE FOR NOT MORE THAN 2								
TODD RANDICH	3,194	32.39	865	365	1,731	9		224
DAVID PALYA.	1,885	19.12	532	241	1,019	4		89
PAUL SIEGEL.	2,965	30.07	779	348	1,648	6		184
DONALD SALVINO.	1,816	18.42	470	220	1,040	1		85
MOKENA FIRE TRUSTEE								
VOTE FOR NOT MORE THAN 2								
CRAIG D. WARNING	1,274	49.57	270	223	700	2		79
ROBERT HENNESSY	1,296	50.43	286	228	701	2		79
NEW LENOX FIRE TRUSTEE								
VOTE FOR NOT MORE THAN 2								
JAMES G JACKSON SR.	1,147	18.24	215	177	687	1		67
THOMAS E SAUTER	1,725	27.43	351	285	978	0		111
DAVID SCANLAN	1,975	31.41	420	341	1,075	3		136
BRANDON RINKER.	1,441	22.92	297	230	785	1		128

RUN DATE:04/19/23 09:18 AM

REPORT-EL45A PAGE 028

	TOTAL VOTES	%	VOTE BY MAIL	EARLY VOTING	ELECTION DAY	PROVISIONAL	POSTMARK	VBM
PLAINFIELD FIRE TRUSTEE								
VOTE FOR NOT MORE THAN 1								
DOUGLAS SHREVE	2,146	56.41	650	228	1,083	3		182
WARREN B. LINDSAY.	1,658	43.59	389	276	877	1		115
TROY FIRE TRUSTEE								
VOTE FOR NOT MORE THAN 1								
STEVE "BIRD" SCHWARTZ	1,757	100.00	451	274	936	1		95
VILLAGE OF HOMER GLEN - PLATE READER								
VOTE FOR NOT MORE THAN 1								
YES	2,253	39.64	442	469	1,230	1		111
NO.	3,430	60.36	492	608	2,168	5		157
VILLAGE OF HOMER GLEN - PART-TIME POLICE								
VOTE FOR NOT MORE THAN 1								
YES	2,101	37.04	396	360	1,257	3		85
NO.	3,571	62.96	538	713	2,133	4		183
VILLAGE OF ORLAND PARK REFERENDUM								
VOTE FOR NOT MORE THAN 1								
YES	29	78.38	21	0	1	0		7
NO.	8	21.62	6	0	1	0		1
VILLAGE OF PLAINFIELD REFERENDUM								
VOTE FOR NOT MORE THAN 1								
YES	1,727	51.25	471	216	871	2		167
NO.	1,643	48.75	398	291	838	1		115
VILLAGE OF SYMERTON REFERENDUM								
VOTE FOR NOT MORE THAN 1								
YES	7	38.89	2	0	5	0		0
NO.	11	61.11	0	0	11	0		0
WILTON TWP ROAD DISTRICT REFERENDUM								
VOTE FOR NOT MORE THAN 1								
YES	90	46.88	6	6	77	0		1
NO.	102	53.13	15	4	82	0		1
BEECHER CUSD 200U REFERENDUM								
VOTE FOR NOT MORE THAN 1								
YES	752	54.97	44	149	544	0		15
NO.	616	45.03	90	83	410	0		33

RUN DATE:04/19/23 09:18 AM

REPORT-EL45A PAGE 029

	TOTAL VOTES	%	VOTE BY MAIL	EARLY VOTING	ELECTION DAY	PROVISIONAL	POSTMARK	VBM
JOLIET SCHOOL DISTRICT 86 REFERENDUM								
VOTE FOR NOT MORE THAN 1								
YES	5,652	71.82	956	1,112	3,269	11		304
NO.	2,218	28.18	378	364	1,375	0		101
LOCKPORT SCHOOL DISTRICT 91 REFERENDUM								
VOTE FOR NOT MORE THAN 1								
YES	651	61.36	99	116	408	1		27
NO.	410	38.64	63	73	265	0		9
CRETE TWP FIRE DISTRICT REFERENDUM								
VOTE FOR NOT MORE THAN 1								
YES	167	33.94	74	10	70	0		13
NO.	325	66.06	118	31	150	2		24
OSWEGO FIRE DISTRICT REFERENDUM								
VOTE FOR NOT MORE THAN 1								
YES	5	22.73	0	2	2	0		1
NO.	17	77.27	7	0	10	0		0
ROCKDALE FIRE DISTRICT REFERENDUM								
VOTE FOR NOT MORE THAN 1								
YES	38	28.36	7	1	27	0		3
NO.	96	71.64	7	10	77	0		2

MUNICIPALITIES



LAUREN STALEY FERRY
WILL COUNTY CLERK

JOLIET, ILLINOIS

ABSTRACT OF VOTES

RUN DATE: 04/19/23 09:22 AM

CONSOLIDATED ELECTION
APRIL 4, 2023

OFFICIAL RESULTS

	VOTES	PERCENT		VOTES	PERCENT
01 = BALLOTS CAST	1,065		CITY OF AURORA ALDERPERSON AT LARGE		
			VOTE FOR NOT MORE THAN 1		
			02 = SHERMAN L. JENKINS	342	36.66
			03 = JOHN LAESCH	488	52.30
			04 = MANSA LATHAM WILLIAMS	103	11.04
			05 = OVER VOTES	1	
			06 = UNDER VOTES	131	

	01	02	03	04	05 06

0298 WHEATLAND PCT 031	167	59	83	11	0 14
0299 WHEATLAND PCT 032	285	87	132	21	0 45
0300 WHEATLAND PCT 033	248	71	118	30	0 29
0301 WHEATLAND PCT 034	230	71	107	23	0 29
0302 WHEATLAND PCT 035	135	54	48	18	1 14

This political subdivision has been canvassed by the election authority in which their principal office is located.

ABSTRACT OF VOTES

OFFICIAL RESULTS

RUN DATE: 04/19/23 09:22 AM

CONSOLIDATED ELECTION
APRIL 4, 2023

	VOTES	PERCENT		VOTES	PERCENT
01 = BALLOTS CAST	1,294		CITY OF BRAIDWOOD COMMISSIONER OF PUBLIC PROPERTY		
CITY OF BRAIDWOOD MAYOR			VOTE FOR NOT MORE THAN 1		
VOTE FOR NOT MORE THAN 1			11 = JEFFERY SALTZMAN	485	38.19
02 = CHRISTOPHER EARLEY*	640	49.57	12 = WARREN WIETTING*	785	61.81
03 = DOUGLAS MONEY	586	45.39	13 = OVER VOTES	0	
04 = MATTHEW BEARD	65	5.03	14 = UNDER VOTES	24	
05 = OVER VOTES	0				
06 = UNDER VOTES	3				
CITY OF BRAIDWOOD COMMISSIONER OF ACCOUNTS & FINANCES					
VOTE FOR NOT MORE THAN 1					
07 = KAREN HART*	819	64.39			
08 = SUE GRYGIEL	453	35.61			
09 = OVER VOTES	0				
10 = UNDER VOTES	22				

	01	02	03	04	05	06	07	08	09	10	11	12	13	14
0239 REED PCT 001	420	202	188	30	0	0	257	155	0	8	164	253	0	3
0240 REED PCT 002	493	248	225	19	0	1	322	166	0	5	171	314	0	8
0241 REED PCT 003	381	190	173	16	0	2	240	132	0	9	150	218	0	13

RUN DATE: 04/19/23 09:22 AM

CONSOLIDATED ELECTION
APRIL 4, 2023

		VOTES	PERCENT			VOTES	PERCENT
CITY OF BRAIDWOOD COMMISSIONER OF PUBLIC HEALTH & SAFETY				CITY OF BRAIDWOOD COMMISSIONER OF STREETS & PUBLIC IMPROVEMENTS			
VOTE FOR NOT MORE THAN 1				VOTE FOR NOT MORE THAN 1			
01 = JAMES MIKEL*		1,144	100.00	04 = JAMES VEHR		395	31.42
02 = OVER VOTES		0		05 = DALE WALSH*		862	68.58
03 = UNDER VOTES		150		06 = OVER VOTES		0	
				07 = UNDER VOTES		37	

	01	02	03	04	05	06	07

0239 REED PCT 001	378	0	42	134	273	0	13
0240 REED PCT 002	440	0	53	132	348	0	13
0241 REED PCT 003	326	0	55	129	241	0	11

I, the undersigned do hereby certify that on April 25, 2023, I canvassed the returns of an election held on April 4, 2023 for **CITY OF BRAIDWOOD**, and I proclaim that a total of **1,295** voters requested and received ballots and I do further certify the number of votes received for each candidate for this office, **and the winners are denoted with an asterisk next to his or her name.**

I further certify that the above is a true and complete Abstract of Votes and was prepared in my presence on April 25, 2023.

Lauren Staley Ferry

Lauren Staley Ferry, County Clerk
The County of Will, Illinois

Canvass Results Report

Election Day

Run Time 10:42 AM
Run Date 04/19/2023

Grundy County, Illinois

Consolidated Election

4/4/2023
Page 1

Official Results

Registered Voters
5342 of 34513 = 15.48%
Precincts Reporting
40 of 40 = 100.00%

FOR BRAIDWOOD MAYOR - (VOTE FOR ONE)

Precinct	CHRISTOPHER EARLEY	DOUGLAS MONEY	MATTHEW BEARD	Cast Votes	Undervotes	Overvotes	Unresolved write-in votes	Election Day Ballots Cast	Early-Grace Ballots Cast	Vote By Mail Ballots Cast	Total Ballots Cast	Registered Voters	Turnout Percentage
BRACEVILLE 01	1	0	0	1	0	0	0	0	0	1	1	2	50.00%
BRACEVILLE 02	0	0	0	0	0	0	0	0	0	0	0	0	0.00%
Totals	1	0	0	1	0	0	0	0	0	1	1	2	50.00%

Canvass Results Report

Election Day

Run Time 10:42 AM
Run Date 04/19/2023

Grundy County, Illinois

Consolidated Election

4/4/2023
Page 3

Official Results

Registered Voters
5342 of 34513 = 15.48%
Precincts Reporting
40 of 40 = 100.00%

FOR BRAIDWOOD COMMISSIONER OF ACCOUNTS AND FINANCES - (VOTE FOR ONE)

Precinct	KAREN HART	SUE GRYGIEL	Cast Votes	Undervotes	Overvotes	Unrecorded write-in votes	Election Day Ballots Cast	Early-Grace Ballots Cast	Vote By Mail Ballots Cast	Total Ballots Cast	Registered Voters	Turnout Percentage
	BRACEVILLE 01	1	0	1	0	0	0	0	0	1	1	2
BRACEVILLE 02	0	0	0	0	0	0	0	0	0	0	0	0.00%
Totals	1	0	1	0	0	0	0	0	1	1	2	50.00%

Canvass Results Report

Election Day

Run Time 10:42 AM
Run Date 04/19/2023

Grundy County, Illinois

Consolidated Election

4/4/2023

Page 5

Official Results

Registered Voters
5342 of 34513 = 15.48%

Precincts Reporting
40 of 40 = 100.00%

FOR BRAIDWOOD COMMISSIONER OF PUBLIC PROPERTY - (VOTE FOR ONE)

Precinct	JEFFERY SALTZMAN	WARREN WIETTING	Cast Votes	Undervotes	Overvotes	Unresolved Write-In Votes	Election Day Ballots Cast	Early-Grace Ballots Cast	Vote By Mail Ballots Cast	Total Ballots Cast	Registered Voters	Turnout Percentage
BRACEVILLE 01	1	0	1	0	0	0	0	0	1	1	2	50.00%
BRACEVILLE 02	0	0	0	0	0	0	0	0	0	0	0	0.00%
Totals	1	0	1	0	0	0	0	0	1	1	2	50.00%

Canvass Results Report

Election Day

Run Time 10:42 AM

Run Date 04/19/2023

Grundy County, Illinois

Consolidated Election

4/4/2023

Page 7

Official Results

Registered Voters

5342 of 34513 = 15.48%

Precincts Reporting

40 of 40 = 100.00%

FOR BRAIDWOOD COMMISSIONER OF PUBLIC HEALTH AND SAFETY - (VOTE FOR ONE)

Precinct	JAMES MIKEL	Cast Votes	Undervotes	Overvotes	Unresolved write-in votes	Election Day Ballots Cast	Early-Grace Ballots Cast	Vote By Mail Ballots Cast	Total Ballots Cast	Registered Voters	Turnout Percentage
BRACEVILLE 01	1	1	0	0	0	0	0	1	1	2	50.00%
BRACEVILLE 02	0	0	0	0	0	0	0	0	0	0	0.00%
Totals	1	1	0	0	0	0	0	1	1	2	50.00%

Canvass Results Report

Election Day

Run Time 10:42 AM

Run Date 04/19/2023

Grundy County, Illinois

Consolidated Election

4/4/2023

Page 9

Official Results

Registered Voters

5342 of 34513 = 15.48%

Precincts Reporting

40 of 40 = 100.00%

FOR BRAIDWOOD COMMISSIONER OF STREETS AND PUBLIC IMPROVEMENTS - (VOTE FOR ONE)

Precinct	JAMES VEHIRS	DALE WALSH	Cast Votes	Undervotes	Overvotes	Unresolved Write-In Votes	Election Day Ballots Cast	Early-Grace Ballots Cast	Vote By Mail Ballots Cast	Total Ballots Cast	Registered Voters	Turnout Percentage
BRACEVILLE 01	1	0	1	0	0	0	0	0	1	1	2	50.00%
BRACEVILLE 02	0	0	0	0	0	0	0	0	0	0	0	0.00%
Totals	1	0	1	0	0	0	0	0	1	1	2	50.00%

RUN DATE: 04/19/23 09:22 AM

CONSOLIDATED ELECTION
APRIL 4, 2023

	VOTES	PERCENT		VOTES	PERCENT
01 = BALLOTS CAST	223		CITY OF CREST HILL ALDERPERSON WARD 1		
			VOTE FOR NOT MORE THAN 1		
			02 = JOHN S. VERSHAY*	185	100.00
			03 = OVER VOTES	0	
			04 = UNDER VOTES	38	

			01 02 03 04		

0159 LOCKPORT PCT 015	0	0	0	0	
0165 LOCKPORT PCT 021	10	9	0	1	
0166 LOCKPORT PCT 022	112	92	0	20	
0167 LOCKPORT PCT 023	101	84	0	17	

I, the undersigned do hereby certify that on April 25, 2023, I canvassed the returns of an election held on April 4, 2023 for **CITY OF CREST HILL – WARD ONE**, and I proclaim that a total of **223** voters requested and received ballots and I do further certify the number of votes received for each candidate for this office, **and the winners are denoted with an asterisk next to his or her name.**

I further certify that the above is a true and complete Abstract of Votes and was prepared in my presence on April 25, 2023.



Lauren Staley Ferry, County Clerk
The County of Will, Illinois

RUN DATE: 04/19/23 09:22 AM

CONSOLIDATED ELECTION
APRIL 4, 2023


	VOTES	PERCENT		VOTES	PERCENT
01 = BALLOTS CAST	220		CITY OF CREST HILL ALDERPERSON WARD 2		
			VOTE FOR NOT MORE THAN 1		
			02 = CLAUDIA GAZAL*	196	100.00
			03 = OVER VOTES	0	
			04 = UNDER VOTES	24	

			01 02 03 04		

0109 JOLIET PCT 002	2	2	0 0		
0158 LOCKPORT PCT 014	9	9	0 0		
0159 LOCKPORT PCT 015	82	75	0 7		
0165 LOCKPORT PCT 021	126	109	0 17		
0166 LOCKPORT PCT 022	1	1	0 0		

I, the undersigned do hereby certify that on April 25, 2023, I canvassed the returns of an election held on April 4, 2023 for **CITY OF CREST HILL – WARD TWO**, and I proclaim that a total of **220** voters requested and received ballots and I do further certify the number of votes received for each candidate for this office, **and the winners are denoted with an asterisk next to his or her name.**

I further certify that the above is a true and complete Abstract of Votes and was prepared in my presence on April 25, 2023.



 Lauren Staley Ferry, County Clerk
 The County of Will, Illinois

	VOTES	PERCENT		VOTES	PERCENT
01 = BALLOTS CAST	297		CITY OF CREST HILL ALDERPERSON WARD 3		
			VOTE FOR NOT MORE THAN 1		
			02 = TINA OBERLIN*	200	68.49
			03 = MILTON (SKIP) VOSS	92	31.51
			04 = OVER VOTES	0	
			05 = UNDER VOTES	5	

	01	02	03	04	05

0108 JOLIET PCT 001	71	50	19	0	2
0164 LOCKPORT PCT 020	113	71	41	0	1
0237 PLAINFIELD PCT 034	67	45	20	0	2
0247 TROY PCT 006	46	34	12	0	0

I, the undersigned do hereby certify that on April 25, 2023, I canvassed the returns of an election held on April 4, 2023 for **CITY OF CRESTHILL – WARD THREE**, and I proclaim that a total of **297** voters requested and received ballots and I do further certify the number of votes received for each candidate for this office, **and the winners are denoted with an asterisk next to his or her name.**

I further certify that the above is a true and complete Abstract of Votes and was prepared in my presence on April 25, 2023.

Lauren Staley Ferry

Lauren Staley Ferry, County Clerk
The County of Will, Illinois

RUN DATE: 04/19/23 09:22 AM

CONSOLIDATED ELECTION
APRIL 4, 2023

	VOTES	PERCENT		VOTES	PERCENT
01 = BALLOTS CAST	535		CITY OF CREST HILL ALDERPERSON WARD 4		
			VOTE FOR NOT MORE THAN 1		
			02 = JOSEPH KUBAL*	491	100.00
			03 = OVER VOTES	0	
			04 = UNDER VOTES	44	

	01	02	03	04	
	-----	-----	-----	-----	
0157 LOCKPORT PCT 013	383	361	0	22	
0158 LOCKPORT PCT 014	82	65	0	17	
0164 LOCKPORT PCT 020	70	65	0	5	
0237 PLAINFIELD PCT 034	0	0	0	0	

I, the undersigned do hereby certify that on April 25, 2023, I canvassed the returns of an election held on April 4, 2023 for **CITY OF CREST HILL – WARD FOUR**, and I proclaim that a total of **535** voters requested and received ballots and I do further certify the number of votes received for each candidate for this office, **and the winners are denoted with an asterisk next to his or her name.**

I further certify that the above is a true and complete Abstract of Votes and was prepared in my presence on April 25, 2023.



Lauren Staley Ferry, County Clerk
The County of Will, Illinois

RUN DATE:04/19/23 09:22 AM

CONSOLIDATED ELECTION
APRIL 4, 2023

	VOTES		PERCENT				VOTES		PERCENT	
01 = BALLOTS CAST	14,964		CITY OF JOLIET MAYOR		VOTE FOR NOT MORE THAN		1			
					02 = TERRY D'ARCY*		9,103		61.12	
					03 = TYCEE BELL		1,424		9.56	
					04 = BOB O'DEKIRK		4,351		29.21	
					05 = WRITE-IN		16		.11	
					06 = OVER VOTES		13			
					07 = UNDER VOTES		57			
	01	02	03	04	05	06	07			
0003 CHANNAHON PCT 003	0	0	0	0	0	0	0			
0106 JACKSON PCT 001	34	24	4	6	0	0	0			
0108 JOLIET PCT 001	161	91	19	51	0	0	0			
0109 JOLIET PCT 002	335	222	23	89	0	0	1			
0110 JOLIET PCT 003	267	161	17	89	0	0	0			
0111 JOLIET PCT 004	212	124	16	72	0	0	0			
0112 JOLIET PCT 005	140	63	42	33	0	1	1			
0113 JOLIET PCT 006	170	92	44	34	0	0	0			
0114 JOLIET PCT 007	187	98	54	33	1	0	1			
0115 JOLIET PCT 008	200	120	24	56	0	0	0			
0116 JOLIET PCT 009	323	205	35	75	1	1	6			
0117 JOLIET PCT 010	363	212	18	132	0	1	0			
0118 JOLIET PCT 011	305	190	26	88	1	0	0			
0119 JOLIET PCT 012	168	96	16	53	1	1	1			
0120 JOLIET PCT 013	169	93	26	48	0	0	2			
0121 JOLIET PCT 014	197	114	27	54	0	0	2			
0122 JOLIET PCT 015	59	36	5	18	0	0	0			
0123 JOLIET PCT 016	162	101	33	27	1	0	0			
0124 JOLIET PCT 017	429	287	27	112	2	0	1			
0125 JOLIET PCT 018	653	444	19	188	1	1	0			
0126 JOLIET PCT 019	363	223	38	100	1	0	1			
0127 JOLIET PCT 020	430	241	17	171	0	0	1			
0128 JOLIET PCT 021	137	75	14	46	1	0	1			
0129 JOLIET PCT 022	185	89	22	71	0	1	2			
0130 JOLIET PCT 023	154	75	27	51	0	1	0			
0131 JOLIET PCT 024	144	84	20	40	0	0	0			
0132 JOLIET PCT 025	251	178	20	52	0	0	1			
0133 JOLIET PCT 026	244	138	33	70	1	0	2			
0134 JOLIET PCT 027	141	70	26	44	0	1	0			
0135 JOLIET PCT 028	145	58	60	25	0	0	2			
0136 JOLIET PCT 029	132	79	24	28	0	0	1			
0138 JOLIET PCT 031	248	160	16	70	2	0	0			
0139 JOLIET PCT 032	155	87	41	26	0	0	1			
0141 JOLIET PCT 034	126	80	21	24	0	0	1			
0142 JOLIET PCT 035	83	44	15	24	0	0	0			
0143 JOLIET PCT 036	3	3	0	0	0	0	0			
0144 JOLIET PCT 037	24	14	5	5	0	0	0			
0164 LOCKPORT PCT 020	0	0	0	0	0	0	0			
0182 NEW LENOX PCT 001	193	110	17	65	0	0	1			
0184 NEW LENOX PCT 003	211	119	13	77	0	0	2			
0218 PLAINFIELD PCT 015	68	47	5	16	0	0	0			
0220 PLAINFIELD PCT 017	119	49	13	57	0	0	0			
0221 PLAINFIELD PCT 018	172	84	17	70	0	0	1			
0222 PLAINFIELD PCT 019	173	82	19	71	0	0	1			
0223 PLAINFIELD PCT 020	228	126	13	85	0	1	3			
0224 PLAINFIELD PCT 021	172	109	7	55	0	1	0			
0225 PLAINFIELD PCT 022	52	25	5	19	0	0	3			
0226 PLAINFIELD PCT 023	113	53	8	51	0	0	1			
0227 PLAINFIELD PCT 024	142	105	4	33	0	0	0			
0228 PLAINFIELD PCT 025	146	77	17	52	0	0	0			
0229 PLAINFIELD PCT 026	148	73	20	53	0	0	2			

	VOTES	PERCENT		VOTES	PERCENT
01 = BALLOTS CAST	14,964		CITY OF JOLIET MAYOR		
			VOTE FOR NOT MORE THAN 1		
			02 = TERRY D'ARCY*	9,103	61.12
			03 = TYCEE BELL	1,424	9.56
			04 = BOB O'DEKIRK	4,351	29.21
			05 = WRITE-IN	16	.11
			06 = OVER VOTES	13	
			07 = UNDER VOTES	57	

(CONTINUED FROM PREVIOUS PAGE)	01	02	03	04	05	06	07
0230 PLAINFIELD PCT 027	115	57	13	45	0	0	0
0231 PLAINFIELD PCT 028	187	106	15	65	0	0	1
0232 PLAINFIELD PCT 029	177	98	14	65	0	0	0
0233 PLAINFIELD PCT 030	206	112	11	81	0	0	2
0234 PLAINFIELD PCT 031	167	98	13	54	0	0	2
0235 PLAINFIELD PCT 032	209	100	17	91	0	0	1
0236 PLAINFIELD PCT 033	390	210	22	157	1	0	0
0237 PLAINFIELD PCT 034	47	19	3	25	0	0	0
0238 PLAINFIELD PCT 035	132	56	16	60	0	0	0
0242 TROY PCT 001	308	181	35	90	1	0	1
0243 TROY PCT 002	170	93	11	64	0	0	2
0244 TROY PCT 003	0	0	0	0	0	0	0
0245 TROY PCT 004	284	179	13	92	0	0	0
0246 TROY PCT 005	334	246	13	75	0	0	0
0247 TROY PCT 006	7	7	0	0	0	0	0
0249 TROY PCT 008	478	357	21	98	0	1	1
0250 TROY PCT 009	303	230	21	51	0	0	1
0252 TROY PCT 011	619	486	15	116	0	0	2
0253 TROY PCT 012	322	228	17	76	0	0	1
0257 TROY PCT 016	542	399	28	113	1	1	0
0259 TROY PCT 018	275	166	41	66	0	1	1
0260 TROY PCT 019	256	145	53	58	0	0	0

I, the undersigned do hereby certify that on April 25, 2023, I canvassed the returns of an election held on April 4, 2023 for **CITY OF JOLIET**, and I proclaim that a total of **15,798** voters requested and received ballots and I do further certify the number of votes received for each candidate for this office, **and the winners are denoted with an asterisk next to his or her name.**

I further certify that the above is a true and complete Abstract of Votes and was prepared in my presence on April 25, 2023.

Lauren Staley Ferry

Lauren Staley Ferry, County Clerk
The County of Will, Illinois

RUN DATE: 04/19/23 09:22 AM

CONSOLIDATED ELECTION
APRIL 4, 2023

	VOTES	PERCENT		VOTES	PERCENT
01 = BALLOTS CAST	2,564		CITY OF JOLIET COUNCILMEMBER DISTRICT 1		
			VOTE FOR NOT MORE THAN 1		
			02 = LARRY E. HUG*	1,440	57.99
			03 = MIKE EULITZ	1,043	42.01
			04 = OVER VOTES	0	
			05 = UNDER VOTES	81	

	01	02	03	04	05

0218 PLAINFIELD PCT 015	68	26	38	0	4
0220 PLAINFIELD PCT 017	119	61	46	0	12
0221 PLAINFIELD PCT 018	172	108	59	0	5
0222 PLAINFIELD PCT 019	173	110	58	0	5
0223 PLAINFIELD PCT 020	228	122	101	0	5
0224 PLAINFIELD PCT 021	21	13	8	0	0
0225 PLAINFIELD PCT 022	52	29	19	0	4
0226 PLAINFIELD PCT 023	113	59	50	0	4
0227 PLAINFIELD PCT 024	142	59	80	0	3
0228 PLAINFIELD PCT 025	146	93	49	0	4
0229 PLAINFIELD PCT 026	90	43	43	0	4
0230 PLAINFIELD PCT 027	58	28	29	0	1
0231 PLAINFIELD PCT 028	187	107	75	0	5
0232 PLAINFIELD PCT 029	177	103	67	0	7
0233 PLAINFIELD PCT 030	98	60	36	0	2
0234 PLAINFIELD PCT 031	51	30	19	0	2
0235 PLAINFIELD PCT 032	183	104	74	0	5
0236 PLAINFIELD PCT 033	354	210	141	0	3
0238 PLAINFIELD PCT 035	132	75	51	0	6

I, the undersigned do hereby certify that on April 25, 2023, I canvassed the returns of an election held on April 4, 2023 for **CITY OF JOLIET - DISTRICT ONE**, and I proclaim that a total of **2,564** voters requested and received ballots and I do further certify the number of votes received for each candidate for this office, **and the winners are denoted with an asterisk next to his or her name.**

I further certify that the above is a true and complete Abstract of Votes and was prepared in my presence on April 25, 2023.



Lauren Staley Ferry, County Clerk
The County of Will, Illinois

RUN DATE:04/19/23 09:22 AM

CONSOLIDATED ELECTION
APRIL 4, 2023

	VOTES		PERCENT					VOTES		PERCENT	
01 = BALLOTS CAST	5,277				CITY OF JOLIET COUNCILMEMBER DISTRICT 2						
					VOTE FOR NOT MORE THAN 1						
					02 = QUINN ADAMOWSKI			1,423	28.25		
					03 = PAT MUDRON*			1,645	32.66		
					04 = GLENDA WRIGHT-McCULLUM			806	16.00		
					05 = BOB WUNDERLICH			1,163	23.09		
					06 = OVER VOTES			72			
					07 = UNDER VOTES			168			
	01	02	03	04	05	06	07				
0108 JOLIET PCT 001	161	43	40	40	35	0	3				
0109 JOLIET PCT 002	335	71	115	61	69	6	13				
0110 JOLIET PCT 003	65	21	15	11	16	0	2				
0115 JOLIET PCT 008	200	30	60	45	52	4	9				
0116 JOLIET PCT 009	323	76	75	86	57	5	24				
0117 JOLIET PCT 010	363	98	104	47	99	1	14				
0118 JOLIET PCT 011	163	44	56	25	28	2	8				
0124 JOLIET PCT 017	429	103	159	58	89	8	12				
0125 JOLIET PCT 018	653	201	228	59	148	5	12				
0126 JOLIET PCT 019	258	136	53	30	30	4	5				
0127 JOLIET PCT 020	394	160	120	29	76	3	6				
0128 JOLIET PCT 021	83	24	23	17	16	0	3				
0129 JOLIET PCT 022	27	16	5	3	3	0	0				
0164 LOCKPORT PCT 020	0	0	0	0	0	0	0				
0224 PLAINFIELD PCT 021	151	19	38	26	57	7	4				
0234 PLAINFIELD PCT 031	53	13	16	13	7	1	3				
0235 PLAINFIELD PCT 032	26	3	5	6	10	1	1				
0236 PLAINFIELD PCT 033	36	9	8	4	13	0	2				
0237 PLAINFIELD PCT 034	47	11	12	12	9	0	3				
0245 TROY PCT 004	284	67	86	41	77	4	9				
0246 TROY PCT 005	334	79	117	36	85	3	14				
0247 TROY PCT 006	7	0	1	3	3	0	0				
0249 TROY PCT 008	85	20	26	15	19	1	4				
0250 TROY PCT 009	303	65	109	53	60	6	10				
0252 TROY PCT 011	24	2	6	8	8	0	0				
0253 TROY PCT 012	322	87	117	46	59	7	6				
0257 TROY PCT 016	151	25	51	32	38	4	1				

I, the undersigned do hereby certify that on April 25, 2023, I canvassed the returns of an election held on April 4, 2023 for **CITY OF JOLIET – DISTRICT TWO**, and I proclaim that a total of **5,277** voters requested and received ballots and I do further certify the number of votes received for each candidate for this office, **and the winners are denoted with an asterisk next to his or her name.**

I further certify that the above is a true and complete Abstract of Votes and was prepared in my presence on April 25, 2023.

Lauren Staley Ferry

Lauren Staley Ferry, County Clerk
The County of Will, Illinois

RUN DATE: 04/19/23 09:22 AM

CONSOLIDATED ELECTION
APRIL 4, 2023

	VOTES	PERCENT		VOTES	PERCENT
01 = BALLOTS CAST	1,922		CITY OF JOLIET COUNCILMEMBER DISTRICT 3		
			VOTE FOR NOT MORE THAN 1		
			02 = SHARON "SHERRI" REARDON*	1,375	75.76
			03 = JANEAN JACKSON	440	24.24
			04 = OVER VOTES	0	
			05 = UNDER VOTES	107	

	01	02	03	04	05
0229 PLAINFIELD PCT 026	58	33	24	0	1
0230 PLAINFIELD PCT 027	57	31	22	0	4
0233 PLAINFIELD PCT 030	108	79	25	0	4
0234 PLAINFIELD PCT 031	63	51	8	0	4
0242 TROY PCT 001	308	199	85	0	24
0243 TROY PCT 002	170	79	81	0	10
0249 TROY PCT 008	393	290	78	0	25
0252 TROY PCT 011	538	439	75	0	24
0257 TROY PCT 016	227	174	42	0	11

I, the undersigned do hereby certify that on April 25, 2023, I canvassed the returns of an election held on April 4, 2023 for **CITY OF JOLIET – DISTRICT THREE**, and I proclaim that a total of **2,756** voters requested and received ballots and I do further certify the number of votes received for each candidate for this office, **and the winners are denoted with an asterisk next to his or her name.**

I further certify that the above is a true and complete Abstract of Votes and was prepared in my presence on April 25, 2023.

Lauren Staley Ferry

Lauren Staley Ferry, County Clerk
The County of Will, Illinois

RUN DATE: 04/19/23 09:22 AM

CONSOLIDATED ELECTION
APRIL 4, 2023

	VOTES	PERCENT						VOTES	PERCENT
01 = BALLOTS CAST	2,360		CITY OF JOLIET COUNCILMEMBER DISTRICT 4						
			VOTE FOR NOT MORE THAN 1						
							02 = ROSA HERNANDEZ	516 22.47	
							03 = CHRISTOPHER J. PARKER	583 25.39	
							04 = WILLIAM J. FERGUSON	556 24.22	
							05 = CESAR CARDENAS*	641 27.92	
							06 = OVER VOTES	7	
							07 = UNDER VOTES	57	

			01	02	03	04	05	06	07

0110 JOLIET PCT 003	202	32	19	96	49	0	6		
0111 JOLIET PCT 004	212	51	38	74	42	1	6		
0112 JOLIET PCT 005	4	0	2	2	0	0	0		
0113 JOLIET PCT 006	170	42	59	13	56	0	0		
0114 JOLIET PCT 007	187	31	113	19	21	1	2		
0118 JOLIET PCT 011	142	24	28	48	40	0	2		
0119 JOLIET PCT 012	168	39	27	38	57	2	5		
0120 JOLIET PCT 013	169	70	19	5	75	0	0		
0121 JOLIET PCT 014	197	72	9	8	106	0	2		
0122 JOLIET PCT 015	59	23	10	5	21	0	0		
0123 JOLIET PCT 016	162	16	95	23	25	0	3		
0126 JOLIET PCT 019	105	26	23	29	23	1	3		
0127 JOLIET PCT 020	36	3	4	13	14	0	2		
0130 JOLIET PCT 023	143	20	34	43	40	0	6		
0182 NEW LENOX PCT 001	193	35	57	62	32	1	6		
0184 NEW LENOX PCT 003	211	32	46	78	40	1	14		

I, the undersigned do hereby certify that on April 25, 2023, I canvassed the returns of an election held on April 4, 2023 for **CITY OF JOLIET – DISTRICT FOUR**, and I proclaim that a total of **2,360** voters requested and received ballots and I do further certify the number of votes received for each candidate for this office, **and the winners are denoted with an asterisk next to his or her name.**

I further certify that the above is a true and complete Abstract of Votes and was prepared in my presence on April 25, 2023.

Lauren Staley Ferry

Lauren Staley Ferry, County Clerk
The County of Will, Illinois

RUN DATE:04/19/23 09:22 AM

CONSOLIDATED ELECTION
APRIL 4, 2023

	VOTES	PERCENT						VOTES	PERCENT
01 = BALLOTS CAST	2,841		CITY OF JOLIET COUNCILMEMBER DISTRICT 5						
			VOTE FOR NOT MORE THAN 1						
							02 = JIM LANHAM	393 14.60	
							03 = SUZANNA IBARRA*	1,058 39.30	
							04 = MICHAEL WILLIAM CARRUTHERS	274 10.18	
							05 = TERRY MORRIS	967 35.92	
							06 = OVER VOTES	10	
							07 = UNDER VOTES	139	

	01	02	03	04	05	06	07		

0003 CHANNAHON PCT 003	0	0	0	0	0	0	0		
0106 JACKSON PCT 001	34	10	11	2	10	0	1		
0112 JOLIET PCT 005	136	8	30	21	74	2	1		
0128 JOLIET PCT 021	54	5	17	8	19	0	5		
0129 JOLIET PCT 022	158	27	61	23	40	0	7		
0130 JOLIET PCT 023	11	2	4	0	5	0	0		
0131 JOLIET PCT 024	144	22	62	10	45	1	4		
0132 JOLIET PCT 025	251	54	98	20	57	1	21		
0133 JOLIET PCT 026	244	33	112	22	66	1	10		
0134 JOLIET PCT 027	141	20	58	12	49	0	2		
0135 JOLIET PCT 028	145	4	31	23	82	1	4		
0136 JOLIET PCT 029	132	5	65	19	37	1	5		
0138 JOLIET PCT 031	248	41	120	12	60	0	15		
0139 JOLIET PCT 032	155	6	33	12	103	1	0		
0141 JOLIET PCT 034	126	7	41	14	64	0	0		
0142 JOLIET PCT 035	83	4	30	17	30	0	2		
0143 JOLIET PCT 036	3	0	2	0	1	0	0		
0144 JOLIET PCT 037	24	3	7	0	13	0	1		
0244 TROY PCT 003	0	0	0	0	0	0	0		
0252 TROY PCT 011	57	37	9	1	8	0	2		
0257 TROY PCT 016	164	22	69	17	37	1	18		
0259 TROY PCT 018	275	42	107	22	72	1	31		
0260 TROY PCT 019	256	41	91	19	95	0	10		

I, the undersigned do hereby certify that on April 25, 2023, I canvassed the returns of an election held on April 4, 2023 for **CITY OF JOLIET – DISTRICT FIVE**, and I proclaim that a total of **2,841** voters requested and received ballots and I do further certify the number of votes received for each candidate for this office, **and the winners are denoted with an asterisk next to his or her name.**

I further certify that the above is a true and complete Abstract of Votes and was prepared in my presence on April 25, 2023.

Lauren Staley Ferry

Lauren Staley Ferry, County Clerk
The County of Will, Illinois

RUN DATE:04/18/23 02:33 PM

APRIL 4, 2023
KENDALL COUNTY, ILLINOIS
WITH 8 OF 8 PRECINCTS REPORTING

REPORT-EL86 PAGE 005

01 = BALLOTS CAST

VOTES PERCENT
834

JOLIET MAYOR
VOTE FOR 1

VOTES PERCENT

02 = TERRY D'ARCY	421	50.54
03 = TYCEE BELL	105	12.61
04 = BOB O'DEKIRK	307	36.85
05 = OVER VOTES	1	
06 = UNDER VOTES	0	

	01	02	03	04	05	06
0068 NA AU SAY 1	4	3	0	1	0	0
0069 NA AU SAY 2	126	55	23	48	0	0
0070 NA AU SAY 3	73	38	12	23	0	0
0071 NA AU SAY 4	96	58	7	30	1	0
0072 NA AU SAY 5	69	36	8	25	0	0
0073 NA AU SAY 6	109	53	16	40	0	0
0077 SEWARD 2	176	87	16	73	0	0
0078 SEWARD 3	181	91	23	67	0	0

RUN DATE:04/18/23 02:33 PM

APRIL 4, 2023

KENDALL COUNTY, ILLINOIS

REPORT-EL86

PAGE 053

WITH 8 OF 8 PRECINCTS REPORTING

VOTES PERCENT

VOTES PERCENT

01 = BALLOTS CAST

834

JOLIET D3 COUNCILMEMBER

VOTE FOR 1

02 = SHARON "SHERRI" REARDON

556 70.29

03 = JANEAN JACKSON

235 29.71

04 = OVER VOTES

1

05 = UNDER VOTES

42

	01	02	03	04	05
--	----	----	----	----	----

0068 NA AU SAY 1	4	4	0	0	0
0069 NA AU SAY 2	126	80	40	1	5
0070 NA AU SAY 3	73	54	16	0	3
0071 NA AU SAY 4	96	69	21	0	6
0072 NA AU SAY 5	69	37	26	0	6
0073 NA AU SAY 6	109	79	24	0	6
0077 SEWARD 2	176	108	63	0	5
0078 SEWARD 3	181	125	45	0	11

RUN DATE: 04/19/23 09:22 AM

CONSOLIDATED ELECTION
APRIL 4, 2023

	VOTES	PERCENT		VOTES	PERCENT
01 = BALLOTS CAST	534		CITY OF LOCKPORT ALDERPERSON WARD 1		
			VOTE FOR NOT MORE THAN 1		
			02 = JONATHAN PUGH*	276	56.56
			03 = MARK R. LOBES	212	43.44
			04 = OVER VOTES	1	
			05 = UNDER VOTES	45	

	01	02	03	04	05

0087 HOMER PCT 001	41	25	16	0	0
0099 HOMER PCT 013	129	63	53	1	12
0100 HOMER PCT 014	89	42	32	0	15
0102 HOMER PCT 016	214	121	85	0	8
0105 HOMER PCT 019	61	25	26	0	10

I, the undersigned do hereby certify that on April 25, 2023, I canvassed the returns of an election held on April 4, 2023 for **CITY OF LOCKPORT – WARD ONE**, and I proclaim that a total of **534** voters requested and received ballots and I do further certify the number of votes received for each candidate for this office, **and the winners are denoted with an asterisk next to his or her name.**

I further certify that the above is a true and complete Abstract of Votes and was prepared in my presence on April 25, 2023.

Lauren Staley Ferry

Lauren Staley Ferry, County Clerk
The County of Will, Illinois

RUN DATE: 04/19/23 09:22 AM

CONSOLIDATED ELECTION
APRIL 4, 2023

	VOTES	PERCENT		VOTES	PERCENT				
01 = BALLOTS CAST	1,120		CITY OF LOCKPORT ALDERPERSON WARD 2 FULL						
CITY OF LOCKPORT ALDERPERSON WARD 2 UNEXP 2YR			VOTE FOR NOT MORE THAN 1						
VOTE FOR NOT MORE THAN 1			07 = J.R. GILLOGLY*	827	100.00				
02 = PATRICK L. McDONALD*	405	38.79	08 = OVER VOTES	0					
03 = JANE PASSAGLIA	236	22.61	09 = UNDER VOTES	293					
04 = JENNIFER FRACARO	403	38.60							
05 = OVER VOTES	12								
06 = UNDER VOTES	64								

	01	02	03	04	05	06	07	08	09

0087 HOMER PCT 001	0	0	0	0	0	0	0	0	0
0149 LOCKPORT PCT 005	87	44	15	22	0	6	67	0	20
0154 LOCKPORT PCT 010	208	92	42	52	5	17	167	0	41
0155 LOCKPORT PCT 011	297	89	55	130	2	21	227	0	70
0156 LOCKPORT PCT 012	213	99	35	68	1	10	151	0	62
0161 LOCKPORT PCT 017	315	81	89	131	4	10	215	0	100

I, the undersigned do hereby certify that on April 25, 2023, I canvassed the returns of an election held on April 4, 2023 for **CITY OF LOCKPORT – WARD TWO**, and I proclaim that a total of **1,120** voters requested and received ballots and I do further certify the number of votes received for each candidate for this office, **and the winners are denoted with an asterisk next to his or her name.**

I further certify that the above is a true and complete Abstract of Votes and was prepared in my presence on April 25, 2023.

Lauren Staley Ferry

Lauren Staley Ferry, County Clerk
The County of Will, Illinois

	VOTES	PERCENT		VOTES	PERCENT
01 = BALLOTS CAST	746		CITY OF LOCKPORT ALDERPERSON WARD 3		
			VOTE FOR NOT MORE THAN 1		
			02 = DARREN A. DESKIN*	619	100.00
			03 = OVER VOTES	0	
			04 = UNDER VOTES	127	

			01 02 03 04		

0160 LOCKPORT PCT 016	243	193	0 50		
0161 LOCKPORT PCT 017	116	97	0 19		
0162 LOCKPORT PCT 018	138	114	0 24		
0163 LOCKPORT PCT 019	249	215	0 34		

I, the undersigned do hereby certify that on April 25, 2023, I canvassed the returns of an election held on April 4, 2023 for **CITY OF LOCKPORT – WARD THREE**, and I proclaim that a total of **746** voters requested and received ballots and I do further certify the number of votes received for each candidate for this office, **and the winners are denoted with an asterisk next to his or her name.**

I further certify that the above is a true and complete Abstract of Votes and was prepared in my presence on April 25, 2023.



Lauren Staley Ferry, County Clerk
The County of Will, Illinois

	VOTES	PERCENT		VOTES	PERCENT
01 = BALLOTS CAST	585		CITY OF LOCKPORT ALDERPERSON WARD 4		
			VOTE FOR NOT MORE THAN 1		
			02 = JOANNE BARTELSEN*	471	100.00
			03 = OVER VOTES	0	
			04 = UNDER VOTES	114	

	01	02	03	04	
	-----	-----	-----	-----	
0099 HOMER PCT 013	24	19	0	5	
0101 HOMER PCT 015	242	181	0	61	
0102 HOMER PCT 016	20	18	0	2	
0104 HOMER PCT 018	249	213	0	36	
0105 HOMER PCT 019	50	40	0	10	

I, the undersigned do hereby certify that on April 25, 2023, I canvassed the returns of an election held on April 4, 2023 for **CITY OF LOCKPORT – WARD FOUR**, and I proclaim that a total of **585** voters requested and received ballots and I do further certify the number of votes received for each candidate for this office, **and the winners are denoted with an asterisk next to his or her name.**

I further certify that the above is a true and complete Abstract of Votes and was prepared in my presence on April 25, 2023.



Lauren Staley Ferry, County Clerk
The County of Will, Illinois

	VOTES		PERCENT				VOTES		PERCENT	
01 = BALLOTS CAST	10,386				CITY OF NAPERVILLE MAYOR					
					VOTE FOR NOT MORE THAN 1					
					02 = BENJAMIN (BENNY) WHITE		4,415		42.81	
					03 = SCOTT WEHRLI		5,643		54.72	
					04 = TIFFANY STEPHENS		255		2.47	
					05 = OVER VOTES		7			
					06 = UNDER VOTES		66			
	01	02	03	04	05	06				
0019 DU PAGE PCT 001	506	204	286	14	0	2				
0020 DU PAGE PCT 002	476	244	222	6	0	4				
0021 DU PAGE PCT 003	512	202	302	5	0	3				
0025 DU PAGE PCT 007	456	203	249	3	0	1				
0269 WHEATLAND PCT 002	908	394	501	9	0	4				
0270 WHEATLAND PCT 003	462	180	265	13	1	3				
0271 WHEATLAND PCT 004	337	157	155	24	1	0				
0272 WHEATLAND PCT 005	476	194	255	21	0	6				
0273 WHEATLAND PCT 006	224	111	107	6	0	0				
0274 WHEATLAND PCT 007	390	165	223	2	0	0				
0275 WHEATLAND PCT 008	486	236	241	7	1	1				
0276 WHEATLAND PCT 009	488	253	225	8	0	2				
0277 WHEATLAND PCT 010	419	166	246	6	0	1				
0278 WHEATLAND PCT 011	453	177	247	21	0	8				
0279 WHEATLAND PCT 012	408	144	243	10	1	10				
0280 WHEATLAND PCT 013	209	87	107	14	0	1				
0281 WHEATLAND PCT 014	545	201	327	12	0	5				
0282 WHEATLAND PCT 015	425	203	213	8	0	1				
0283 WHEATLAND PCT 016	0	0	0	0	0	0				
0284 WHEATLAND PCT 017	267	119	134	9	2	3				
0285 WHEATLAND PCT 018	430	194	222	11	0	3				
0287 WHEATLAND PCT 020	330	110	212	5	0	3				
0288 WHEATLAND PCT 021	364	150	206	7	0	1				
0291 WHEATLAND PCT 024	496	193	285	14	1	3				
0304 WHEATLAND PCT 037	319	128	170	20	0	1				

This political subdivision has been canvassed by the election authority in which their principal office is located.

ABSTRACT OF VOTES

CONSOLIDATED ELECTION
APRIL 4, 2023

OFFICIAL RESULTS

RUN DATE: 04/19/23 09:22 AM

CITY OF NAPERVILLE COUNCILMEMBERS VOTE FOR NOT MORE THAN 4	CONSOLIDATED ELECTION																
	VOTES		PERCENT												VOTES		PERCENT
01 = NAG JAISWAL	3,808	10.51	08 = MEGHNA BANSAL										4,050	11.18			
02 = REBECCA MALOTKE-MESLIN	2,358	6.51	09 = ASHLEY SOUTH										1,988	5.49			
03 = JOSH McBROOM	4,447	12.28	10 = ALLISON LONGENBAUGH										4,282	11.82			
04 = JODI TRENDLER	2,370	6.54	11 = MADHU UPPAL										1,651	4.56			
05 = PATRICK KELLY	4,377	12.08	12 = WRITE-IN										22	.06			
06 = NATHAN "NATE" WILSON	3,746	10.34	13 = OVER VOTES										19				
07 = ASHFAQ SAYED	3,121	8.62	14 = UNDER VOTES										5,248				
	01	02	03	04	05	06	07	08	09	10	11	12	13	14			
0019 DU PAGE PCT 001	117	152	219	152	237	171	167	163	82	223	62	1	1	274			
0020 DU PAGE PCT 002	134	165	198	106	263	141	188	136	72	257	54	0	0	190			
0021 DU PAGE PCT 003	166	119	235	129	236	198	129	172	104	222	58	0	2	272			
0025 DU PAGE PCT 007	142	114	218	134	228	167	131	162	78	200	55	1	0	194			
0269 WHEATLAND PCT 002	304	216	434	219	462	321	235	307	242	446	136	4	4	290			
0270 WHEATLAND PCT 003	182	77	165	90	156	153	139	241	77	167	81	2	2	310			
0271 WHEATLAND PCT 004	132	96	114	81	144	98	111	123	84	129	52	1	1	179			
0272 WHEATLAND PCT 005	196	94	184	109	182	149	140	195	91	172	98	2	0	292			
0273 WHEATLAND PCT 006	81	64	101	51	104	96	75	72	48	102	21	0	0	81			
0274 WHEATLAND PCT 007	135	92	188	104	155	178	96	155	73	159	47	0	3	166			
0275 WHEATLAND PCT 008	109	125	188	120	233	160	174	137	107	232	62	3	2	286			
0276 WHEATLAND PCT 009	160	158	200	127	211	175	176	171	73	236	45	1	0	219			
0277 WHEATLAND PCT 010	160	76	199	83	177	161	101	176	89	161	70	0	0	223			
0278 WHEATLAND PCT 011	236	81	156	82	159	97	119	223	73	179	155	1	1	247			
0279 WHEATLAND PCT 012	201	56	171	73	129	130	116	206	68	124	116	0	0	242			
0280 WHEATLAND PCT 013	71	30	74	48	81	55	63	81	53	85	40	0	0	155			
0281 WHEATLAND PCT 014	239	84	244	143	187	280	147	241	75	202	84	2	0	252			
0282 WHEATLAND PCT 015	169	84	162	76	143	163	147	185	66	156	84	0	1	261			
0283 WHEATLAND PCT 016	0	0	0	0	0	0	0	0	0	0	0	0	0	0			
0284 WHEATLAND PCT 017	100	58	110	77	100	87	86	102	61	106	51	0	0	130			
0285 WHEATLAND PCT 018	150	109	201	105	177	208	140	159	82	176	41	0	0	172			
0287 WHEATLAND PCT 020	140	55	190	51	114	160	81	165	57	116	38	0	0	153			
0288 WHEATLAND PCT 021	157	82	171	74	170	138	105	154	88	150	55	0	0	112			
0291 WHEATLAND PCT 024	166	104	223	95	222	177	156	177	99	175	55	3	1	328			
0304 WHEATLAND PCT 037	161	67	102	41	107	83	99	147	46	107	91	1	1	220			

This political subdivision has been canvassed by the election authority in which their principal office is located.

RUN DATE: 04/19/23 09:22 AM

CONSOLIDATED ELECTION
APRIL 4, 2023

	VOTES	PERCENT		VOTES	PERCENT
01 = BALLOTS CAST	327		CITY OF WILMINGTON CITY CLERK UNEXP 2YR		
			VOTE FOR NOT MORE THAN 1		
			02 = NO CANDIDATE FILED	0	
			03 = OVER VOTES	0	
			04 = UNDER VOTES	327	

			01 02 03 04		

0018 CUSTER PCT 001	1	0	0	1	
0056 FLORENCE PCT 001	44	0	0	44	
0267 WESLEY PCT 001	0	0	0	0	
0307 WILMINGTON PCT 001	99	0	0	99	
0308 WILMINGTON PCT 002	80	0	0	80	
0309 WILMINGTON PCT 003	103	0	0	103	

I, the undersigned do hereby certify that on April 25, 2023, I canvassed the returns of an election held on April 4, 2023 for **CITY OF WILMINGTON**, and I proclaim that a total of **327** voters requested and received ballots and I do further certify the number of votes received for each candidate for this office, **and the winners are denoted with an asterisk next to his or her name.**

I further certify that the above is a true and complete Abstract of Votes and was prepared in my presence on April 25, 2023.



Lauren Staley Ferry, County Clerk
The County of Will, Illinois

RUN DATE: 04/19/23 09:22 AM

CONSOLIDATED ELECTION
APRIL 4, 2023

	VOTES	PERCENT		VOTES	PERCENT
01 = BALLOTS CAST	100		CITY OF WILMINGTON ALDERPERSON WARD 1		
			VOTE FOR NOT MORE THAN 1		
			02 = J. MARTY ORR	47	47.47
			03 = KEVIN J. KIRWIN*	52	52.53
			04 = OVER VOTES	0	
			05 = UNDER VOTES	1	

	01	02	03	04	05

0056 FLORENCE PCT 001	30	8	21	0	1
0307 WILMINGTON PCT 001	69	39	30	0	0
0308 WILMINGTON PCT 002	1	0	1	0	0

I, the undersigned do hereby certify that on April 25, 2023, I canvassed the returns of an election held on April 4, 2023 for **CITY OF WILMINGTON – WARD ONE**, and I proclaim that a total of **100** voters requested and received ballots and I do further certify the number of votes received for each candidate for this office, **and the winners are denoted with an asterisk next to his or her name.**

I further certify that the above is a true and complete Abstract of Votes and was prepared in my presence on April 25, 2023.

Lauren Staley Ferry

Lauren Staley Ferry, County Clerk
The County of Will, Illinois

	VOTES	PERCENT		VOTES	PERCENT
01 = BALLOTS CAST	59		CITY OF WILMINGTON ALDERPERSON WARD 2		
			VOTE FOR NOT MORE THAN 1		
			02 = DENNIS P. VICE*	53	100.00
			03 = OVER VOTES	0	
			04 = UNDER VOTES	6	

	01	02	03	04	

0307 WILMINGTON PCT 001	30	26	0	4	
0309 WILMINGTON PCT 003	29	27	0	2	

I, the undersigned do hereby certify that on April 25, 2023, I canvassed the returns of an election held on April 4, 2023 for **CITY OF WILMINGTON – WARD TWO**, and I proclaim that a total of **59** voters requested and received ballots and I do further certify the number of votes received for each candidate for this office, **and the winners are denoted with an asterisk next to his or her name.**

I further certify that the above is a true and complete Abstract of Votes and was prepared in my presence on April 25, 2023.

Lauren Staley Ferry

Lauren Staley Ferry, County Clerk
The County of Will, Illinois

RUN DATE: 04/19/23 09:22 AM

CONSOLIDATED ELECTION
APRIL 4, 2023

	VOTES	PERCENT		VOTES	PERCENT
01 = BALLOTS CAST	88		CITY OF WILMINGTON ALDERPERSON WARD 3		
			VOTE FOR NOT MORE THAN 1		
			02 = LESLIE J. ALLRED*	77	100.00
			03 = OVER VOTES	0	
			04 = UNDER VOTES	11	

	01	02	03	04	
	-----	-----	-----	-----	
0056 FLORENCE PCT 001	14	14	0	0	
0267 WESLEY PCT 001	0	0	0	0	
0309 WILMINGTON PCT 003	74	63	0	11	

I, the undersigned do hereby certify that on April 25, 2023, I canvassed the returns of an election held on April 4, 2023 for **CITY OF WILMINGTON – WARD THREE**, and I proclaim that a total of **88** voters requested and received ballots and I do further certify the number of votes received for each candidate for this office, **and the winners are denoted with an asterisk next to his or her name.**

I further certify that the above is a true and complete Abstract of Votes and was prepared in my presence on April 25, 2023.



Lauren Staley Ferry, County Clerk
The County of Will, Illinois

	VOTES	PERCENT		VOTES	PERCENT
01 = BALLOTS CAST	80		CITY OF WILMINGTON ALDERPERSON WARD 4		
			VOTE FOR NOT MORE THAN 1		
			02 = TODD HOLMES*	77	100.00
			03 = OVER VOTES	0	
			04 = UNDER VOTES	3	

	01	02	03	04	

0018 CUSTER PCT 001	1	1	0	0	
0267 WESLEY PCT 001	0	0	0	0	
0308 WILMINGTON PCT 002	79	76	0	3	

I, the undersigned do hereby certify that on April 25, 2023, I canvassed the returns of an election held on April 4, 2023 for **CITY OF WILMINGTON – WARD FOUR**, and I proclaim that a total of **80** voters requested and received ballots and I do further certify the number of votes received for each candidate for this office, **and the winners are denoted with an asterisk next to his or her name.**

I further certify that the above is a true and complete Abstract of Votes and was prepared in my presence on April 25, 2023.

Lauren Staley Ferry

Lauren Staley Ferry, County Clerk
The County of Will, Illinois

	VOTES	PERCENT						VOTES	PERCENT	
01 = BALLOTS CAST	1,054		VILLAGE OF BEECHER TRUSTEE							
			VOTE FOR NOT MORE THAN 3							
							02 = RONALD S. MAZUREK	422 17.24		
							03 = BENJAMIN JUZESZYN*	615 25.12		
							04 = ERIK GARDNER*	665 27.17		
							05 = JOSEPH "JOE" GIANOTTI*	746 30.47		
							06 = OVER VOTES	1		
							07 = UNDER VOTES	711		

			01	02	03	04	05	06	07	

0264 WASHINGTON PCT 001	439	161	264	291	330	1	268			
0265 WASHINGTON PCT 002	367	170	213	206	243	0	269			
0266 WASHINGTON PCT 003	248	91	138	168	173	0	174			

I, the undersigned do hereby certify that on April 25, 2023, I canvassed the returns of an election held on April 4, 2023 for **VILLAGE OF BEECHER**, and I proclaim that a total of **1,054** voters requested and received ballots and I do further certify the number of votes received for each candidate for this office, **and the winners are denoted with an asterisk next to his or her name.**

I further certify that the above is a true and complete Abstract of Votes and was prepared in my presence on April 25, 2023.

Lauren Staley Ferry

Lauren Staley Ferry, County Clerk
The County of Will, Illinois

	VOTES PERCENT								VOTES PERCENT		
	01	02	03	04	05	06	07	08			
01 = BALLOTS CAST	5,913										
	VILLAGE OF BOLINGBROOK TRUSTEE										
	VOTE FOR NOT MORE THAN 3										
									02 = MICHAEL J. CARPANZANO*	3,837	25.08
									03 = JEAN M. KELLY*	3,368	22.01
									04 = JOSE QUINTERO*	3,052	19.95
									05 = SHELDON L. WATTS	2,793	18.26
									06 = MATTHEW V. GLOWIAK	2,249	14.70
									07 = OVER VOTES	9	
									08 = UNDER VOTES	2,413	
0022 DU PAGE PCT 004	178	102	94	82	90	73	0	93			
0023 DU PAGE PCT 005	191	129	114	111	84	70	0	65			
0024 DU PAGE PCT 006	220	158	143	126	93	77	0	63			
0026 DU PAGE PCT 008	217	121	122	105	110	96	0	97			
0027 DU PAGE PCT 009	142	87	63	75	81	61	0	59			
0028 DU PAGE PCT 010	267	152	120	117	146	138	0	128			
0029 DU PAGE PCT 011	219	133	112	98	116	95	1	100			
0030 DU PAGE PCT 012	215	151	140	121	81	64	2	82			
0031 DU PAGE PCT 013	177	116	119	97	75	51	0	73			
0032 DU PAGE PCT 014	243	160	136	119	108	92	0	114			
0033 DU PAGE PCT 015	247	170	153	133	108	92	0	85			
0034 DU PAGE PCT 016	230	145	131	114	111	92	0	97			
0035 DU PAGE PCT 017	225	133	97	96	137	115	0	97			
0036 DU PAGE PCT 018	197	141	124	107	90	64	1	62			
0037 DU PAGE PCT 019	182	125	108	103	79	61	0	70			
0038 DU PAGE PCT 020	139	93	82	68	59	55	0	60			
0039 DU PAGE PCT 021	190	129	106	88	94	76	0	77			
0040 DU PAGE PCT 022	213	143	123	120	99	70	1	81			
0041 DU PAGE PCT 023	204	128	109	103	99	87	0	86			
0042 DU PAGE PCT 024	211	125	118	99	107	82	1	99			
0043 DU PAGE PCT 025	181	118	108	97	83	68	1	66			
0044 DU PAGE PCT 026	160	111	102	90	66	50	0	61			
0045 DU PAGE PCT 027	180	96	78	84	98	75	2	103			
0046 DU PAGE PCT 028	152	93	93	78	73	50	0	69			
0047 DU PAGE PCT 029	192	146	107	109	83	69	0	62			
0048 DU PAGE PCT 030	161	83	69	51	103	75	0	102			
0049 DU PAGE PCT 031	102	71	69	59	40	36	0	31			
0286 WHEATLAND PCT 019	163	98	81	71	91	67	0	81			
0289 WHEATLAND PCT 022	209	168	149	144	71	49	0	46			
0293 WHEATLAND PCT 026	0	0	0	0	0	0	0	0			
0294 WHEATLAND PCT 027	169	118	107	100	72	57	0	53			
0305 WHEATLAND PCT 038	137	94	91	87	46	42	0	51			

I, the undersigned do hereby certify that on April 25, 2023, I canvassed the returns of an election held on April 4, 2023 for **VILLAGE OF BOLINGBROOK**, and I proclaim that a total of **6,072** voters requested and received ballots and I do further certify the number of votes received for each candidate for this office, **and the winners are denoted with an asterisk next to his or her name.**

I further certify that the above is a true and complete Abstract of Votes and was prepared in my presence on April 25, 2023.

Lauren Staley Ferry

Lauren Staley Ferry, County Clerk
The County of Will, Illinois

To Collar County Precincts

2023 Consolidated Election

Run Time 11:22 AM

Run Date 04/19/2023

DuPage County

Official General Consolidated Election

4/4/2023

Page 1

Unofficial Results

Registered Voters

159 of 610092 = 0.03%

Precincts Reporting

930 of 930 = 100.00%

VILLAGE OF BOLINGBROOK - FOR VILLAGE TRUSTEE - (Vote for not more than three)

Precinct	Michael J. Carpanzano, FPB	Jean M. Kelly, FPB	Jose Quintero, FPB	Sheldon L. Watts, BF	Matthew V. Glowiak, BF	Cast Votes	Early Voting Ballots Cast	Vote By Mail Ballots Cast	Polling Ballots Cast	Provisional Ballots Cast	Total Ballots Cast	Registered Voters	Turnout Percentage
LISLE 048	24	20	15	16	18	93	0	10	24	0	34	277	12.27%
LISLE 049	69	60	62	35	27	253	6	32	52	0	90	665	13.53%
LISLE 093	17	12	12	8	3	52	1	5	11	2	19	152	12.50%
LISLE 128	10	5	6	7	10	38	0	10	6	0	16	68	23.53%
Totals	120	97	95	66	58	436	7	57	93	2	159	1,162	13.68%

To Collar County Votes

2023 Consolidated Election

Run Time 11:18 AM

Run Date 04/19/2023

DuPage County

Official General Consolidated Election

4/4/2023

Page 1

Unofficial Results

Registered Voters

159 of 610092 = 0.03%

Precincts Reporting

930 of 930 = 100.00%

VILLAGE OF BOLINGBROOK - FOR VILLAGE TRUSTEE - (Vote for not more than three)

Precincts			Voters		
Counted	Total	Percent	Ballots	Registered	Percent
4	4	100.00%	159	1,162	13.68%

Choice	Party	Early Voting		Vote By Mail		Polling		Provisional		Total	
Michael J. Carpanzano	FPB	4	22.22%	43	27.39%	71	27.73%	2	40.00%	120	27.52%
Jean M. Kelly	FPB	4	22.22%	31	19.75%	61	23.83%	1	20.00%	97	22.25%
Jose Quintero	FPB	4	22.22%	31	19.75%	59	23.05%	1	20.00%	95	21.79%
Sheldon L. Watts	BF	4	22.22%	25	15.92%	36	14.06%	1	20.00%	66	15.14%
Matthew V. Glowiak	BF	2	11.11%	27	17.20%	29	11.33%	0	0.00%	58	13.30%
Cast Votes:		18	100.00%	157	100.00%	256	100.00%	5	100.00%	436	100.00%

*** End of report ***

ABSTRACT OF VOTES

RUN DATE: 04/19/23 09:22 AM

CONSOLIDATED ELECTION
APRIL 4, 2023

OFFICIAL RESULTS

	VOTES	PERCENT		VOTES	PERCENT
01 = BALLOTS CAST	1,471		VILLAGE OF CHANNAHON TRUSTEE		
VILLAGE OF CHANNAHON PRESIDENT			VOTE FOR NOT MORE THAN 3		
VOTE FOR NOT MORE THAN 1			09 = PATRICIA PERINAR*	951	31.64
02 = SAM GRECO	619	42.40	10 = SCOTT SLOCUM*	1,064	35.40
03 = MISSEY MOORMAN SCHUMACHER*	841	57.60	11 = SCOTT McMILLIN*	991	32.97
04 = OVER VOTES	0		12 = OVER VOTES	0	
05 = UNDER VOTES	11		13 = UNDER VOTES	1,407	
VILLAGE OF CHANNAHON CLERK					
VOTE FOR NOT MORE THAN 1					
06 = KRISTIN HALL*	1,231	100.00			
07 = OVER VOTES	0				
08 = UNDER VOTES	240				

	01	02	03	04	05	06	07	08	09	10	11	12	13
0002 CHANNAHON PCT 002	348	121	226	0	1	288	0	60	235	255	236	0	318
0003 CHANNAHON PCT 003	331	119	210	0	2	265	0	66	199	232	230	0	332
0004 CHANNAHON PCT 004	323	172	149	0	2	271	0	52	216	245	230	0	278
0005 CHANNAHON PCT 005	242	96	141	0	5	202	0	40	148	173	148	0	257
0244 TROY PCT 003	224	111	112	0	1	202	0	22	150	157	145	0	220
0263 TROY PCT 022	3	0	3	0	0	3	0	0	3	2	2	0	2

I, the undersigned do hereby certify that on April 25, 2023, I canvassed the returns of an election held on April 4, 2023 for **VILLAGE OF CHANNAHON**, and I proclaim that a total of **1,893** voters requested and received ballots and I do further certify the number of votes received for each candidate for this office, **and the winners are denoted with an asterisk next to his or her name.**

I further certify that the above is a true and complete Abstract of Votes and was prepared in my presence on April 25, 2023.

Lauren Staley Ferry

Lauren Staley Ferry, County Clerk
The County of Will, Illinois

Canvass Results Report

Election Day

Run Time 10:42 AM

Run Date 04/19/2023

Grundy County, Illinois

Consolidated Election

4/4/2023

Page 27

Official Results

Registered Voters

5342 of 34513 = 15.48%

Precincts Reporting

40 of 40 = 100.00%

FOR CHANNAHON VILLAGE PRESIDENT - (VOTE FOR ONE)

Precinct	SAM GRECO, IND	MISSEY MOORMAN SCHUMACHER, IND	Cast Votes	Undervotes	Overvotes	Unresolved write-in votes	Election Day Ballots Cast	Early-Grace Ballots Cast	Vote By Mail Ballots Cast	Total Ballots Cast	Registered Voters	Turnout Percentage
AUX SABLE 02	0	0	0	0	0	0	0	0	0	0	0	0.00%
AUX SABLE 05	28	41	69	1	0	0	27	12	31	70	456	15.35%
AUX SABLE 06	96	207	303	9	0	0	155	15	142	312	1,996	15.63%
AUX SABLE 07	13	25	38	1	0	0	20	4	15	39	470	8.30%
SARATOGA 02	0	0	0	1	0	0	0	1	0	1	1	100.00%
Totals	137	273	410	12	0	0	202	32	188	422	2,923	14.44%

Canvass Results Report

Election Day

Run Time 10:42 AM
Run Date 04/19/2023

Grundy County, Illinois

Consolidated Election

4/4/2023

Page 29

Official Results

Registered Voters
5342 of 34513 = 15.48%

Precincts Reporting
40 of 40 = 100.00%

FOR CHANNAHON VILLAGE CLERK - (VOTE FOR ONE)

Precinct	KRISTIN HALL, IND					Election Day Ballots Cast	Early-Grace Ballots Cast	Vote By Mail Ballots Cast	Total Ballots Cast	Registered Voters	Turnout Percentage
	Cast Votes	Undervotes	Overvotes	Unresolved write-in votes							
AUX SABLE 02	0	0	0	0	0	0	0	0	0	0	0.00%
AUX SABLE 05	61	61	9	0	0	27	12	31	70	456	15.35%
AUX SABLE 06	258	258	54	0	0	155	15	142	312	1,996	15.63%
AUX SABLE 07	30	30	9	0	0	20	4	15	39	470	8.30%
SARATOGA 02	1	1	0	0	0	0	1	0	1	1	100.00%
Totals	350	350	72	0	0	202	32	188	422	2,923	14.44%

Canvass Results Report

Election Day

Run Time 10:42 AM

Run Date 04/19/2023

Grundy County, Illinois

Consolidated Election

4/4/2023

Page 31

Official Results

Registered Voters

5342 of 34513 = 15.48%

Precincts Reporting

40 of 40 = 100.00%

FOR CHANNAHON VILLAGE TRUSTEE - (VOTE FOR NOT MORE THAN THREE)

Precinct	PATRICIA PERINAR, IND	SCOTT SLOCUM, IND	SCOTT MCMILLIN, IND	Cast Votes	Undervotes	Overvotes	Unresolved write-in votes	Election Day Ballots Cast	Early-Grace Ballots Cast	Vote By Mail Ballots Cast	Total Ballots Cast	Registered Voters	Turnout Percentage
AUX SABLE 02	0	0	0	0	0	0	0	0	0	0	0	0	0.00%
AUX SABLE 05	50	59	48	157	53	0	0	27	12	31	70	456	15.35%
AUX SABLE 06	201	219	205	625	311	0	0	155	15	142	312	1,996	15.63%
AUX SABLE 07	21	31	19	71	46	0	0	20	4	15	39	470	8.30%
SARATOGA 02	1	1	1	3	0	0	0	0	1	0	1	1	100.00%
Totals	273	310	273	856	410	0	0	202	32	188	422	2,923	14.44%

ABSTRACT OF VOTES

RUN DATE:04/19/23 09:22 AM

CONSOLIDATED ELECTION
APRIL 4, 2023

OFFICIAL RESULTS

	VOTES	PERCENT		VOTES	PERCENT									
01 = BALLOTS CAST	0		VILLAGE OF COAL CITY TRUSTEE											
VILLAGE OF COAL CITY PRESIDENT			VOTE FOR NOT MORE THAN 3											
VOTE FOR NOT MORE THAN 1			09 = PAMELA NOFFSINGER	0										
02 = DAVID A. SPESIA	0		10 = DANIEL J. GREGGAIN	0										
03 = ROSS BRADLEY	0		11 = DAVID M. TOGLIATTI	0										
04 = OVER VOTES	0		12 = NEAL E. NELSON	0										
05 = UNDER VOTES	0		13 = OVER VOTES	0										
VILLAGE OF COAL CITY CLERK			14 = UNDER VOTES	0										
VOTE FOR NOT MORE THAN 1														
06 = ALEXIS STONE	0													
07 = OVER VOTES	0													
08 = UNDER VOTES	0													

	01	02	03	04	05	06	07	08	09	10	11	12	13	14
	0	0	0	0	0	0	0	0	0	0	0	0	0	0

0308 WILMINGTON PCT 002

<p>This political subdivision has been canvassed by the election authority in which their principal office is located.</p>
--

	VOTES	PERCENT					VOTES	PERCENT
01 = BALLOTS CAST	602		VILLAGE OF CRETE TRUSTEE					
			VOTE FOR NOT MORE THAN 3					
						02 = KATRINA SEIFERT*	439 34.40	
						03 = HOLLY A. MILBURN*	438 34.33	
						04 = STEVEN P. BRUNS*	399 31.27	
						05 = OVER VOTES	0	
						06 = UNDER VOTES	530	

	01	02	03	04	05	06		

0006 CRETE PCT 001	0	0	0	0	0	0		
0008 CRETE PCT 003	6	5	2	3	0	8		
0009 CRETE PCT 004	111	83	87	83	0	80		
0010 CRETE PCT 005	85	59	63	53	0	80		
0011 CRETE PCT 006	60	48	39	34	0	59		
0013 CRETE PCT 008	198	136	134	127	0	197		
0014 CRETE PCT 009	131	103	107	91	0	92		
0016 CRETE PCT 011	11	5	6	8	0	14		

I, the undersigned do hereby certify that on April 25, 2023, I canvassed the returns of an election held on April 4, 2023 for **VILLAGE OF CRETE**, and I proclaim that a total of **602** voters requested and received ballots and I do further certify the number of votes received for each candidate for this office, **and the winners are denoted with an asterisk next to his or her name.**

I further certify that the above is a true and complete Abstract of Votes and was prepared in my presence on April 25, 2023.

Lauren Staley Ferry

Lauren Staley Ferry, County Clerk
The County of Will, Illinois

ABSTRACT OF VOTES

RUN DATE: 04/19/23 09:22 AM

CONSOLIDATED ELECTION
APRIL 4, 2023

OFFICIAL RESULTS

	VOTES	PERCENT		VOTES	PERCENT
01 = BALLOTS CAST	0		VILLAGE OF DIAMOND COMMISSIONER UNEXP 2YR		
			VOTE FOR NOT MORE THAN 2		
			02 = ADDIS "DEAN" JOHNSON	0	
			03 = OVER VOTES	0	
			04 = UNDER VOTES	0	

	01	02	03	04	

0239 REED PCT 001	0	0	0	0	
0308 WILMINGTON PCT 002	0	0	0	0	

This political subdivision has been canvassed by the election authority in which their principal office is located.

RUN DATE: 04/19/23 09:22 AM

	VOTES	PERCENT	VILLAGE OF ELWOOD TRUSTEE				VOTES	PERCENT
01 = BALLOTS CAST	115		VOTE FOR NOT MORE THAN 3					
						02 = TRICIA L. MAAS*	83	34.87
						03 = MICHAEL J. VARMAN*	84	35.29
						04 = DARRYL P. LAB*	71	29.83
						05 = OVER VOTES	0	
						06 = UNDER VOTES	107	

	01	02	03	04	05	06		

0106 JACKSON PCT 001	39	29	27	22	0	39		
0107 JACKSON PCT 002	76	54	57	49	0	68		

I, the undersigned do hereby certify that on April 25, 2023, I canvassed the returns of an election held on April 4, 2023 for **VILLAGE OF ELWOOD**, and I proclaim that a total of **115** voters requested and received ballots and I do further certify the number of votes received for each candidate for this office, **and the winners are denoted with an asterisk next to his or her name.**

I further certify that the above is a true and complete Abstract of Votes and was prepared in my presence on April 25, 2023.



Lauren Staley Ferry, County Clerk
The County of Will, Illinois

	VOTES	PERCENT									VOTES	PERCENT
01 = BALLOTS CAST	3,664		VILLAGE OF FRANKFORT TRUSTEE									
			VOTE FOR NOT MORE THAN 3									
						02 = JESSICA PETROW*					2,467	26.01
						03 = ADAM BORRELLI*					2,471	26.05
						04 = MAURA A. RIGONI*					2,403	25.34
						05 = MARC DABACO					1,062	11.20
						06 = HILLARY E. KURZAWA					1,081	11.40
						07 = OVER VOTES					6	
						08 = UNDER VOTES					1,490	

			01	02	03	04	05	06	07	08		

0067 FRANKFORT PCT 011	269		201	188	190	55	60	0	113			
0072 FRANKFORT PCT 016	236		138	140	142	86	82	2	114			
0074 FRANKFORT PCT 018	323		181	210	234	80	115	1	146			
0077 FRANKFORT PCT 021	537		377	362	330	150	158	2	228			
0078 FRANKFORT PCT 022	416		267	273	278	143	131	0	156			
0079 FRANKFORT PCT 023	322		223	206	194	114	105	0	124			
0080 FRANKFORT PCT 024	177		107	91	98	59	85	0	91			
0081 FRANKFORT PCT 025	479		366	362	325	101	105	1	175			
0082 FRANKFORT PCT 026	355		231	245	224	118	95	0	152			
0083 FRANKFORT PCT 027	296		202	230	216	61	76	0	103			
0084 FRANKFORT PCT 028	242		167	155	167	90	62	0	85			
0085 GREEN GARDEN PCT 001	12		7	9	5	5	7	0	3			
0174 MONEE PCT 001	0		0	0	0	0	0	0	0			

I, the undersigned do hereby certify that on April 25, 2023, I canvassed the returns of an election held on April 4, 2023 for **VILLAGE OF FRANKFORT**, and I proclaim that a total of **3,664** voters requested and received ballots and I do further certify the number of votes received for each candidate for this office, **and the winners are denoted with an asterisk next to his or her name.**

I further certify that the above is a true and complete Abstract of Votes and was prepared in my presence on April 25, 2023.

Lauren Staley Ferry

Lauren Staley Ferry, County Clerk
The County of Will, Illinois

RUN DATE: 04/19/23 09:22 AM

CONSOLIDATED ELECTION
APRIL 4, 2023

	VOTES	PERCENT		VOTES	PERCENT
01 = BALLOTS CAST	63		VILLAGE OF GODLEY TRUSTEE FULL		
VILLAGE OF GODLEY PRESIDENT			VOTE FOR NOT MORE THAN 3		
VOTE FOR NOT MORE THAN 1			11 = KIM HALL*	39	35.14
02 = JENNY UEHLING	26	41.27	12 = DANIEL BUTLER*	43	38.74
03 = CHERYL SCHOTT*	37	58.73	13 = ELAINE BELAWSKE*	29	26.13
04 = OVER VOTES	0		14 = OVER VOTES	0	
05 = UNDER VOTES	0		15 = UNDER VOTES	78	
VILLAGE OF GODLEY TRUSTEE UNEXP 2YR					
VOTE FOR NOT MORE THAN 3					
06 = JENNIFER HOFFMAN*	43	38.74			
07 = JAMES R. PETERS*	38	34.23			
08 = WILLIAM CODY BROCKETT*	30	27.03			
09 = OVER VOTES	0				
10 = UNDER VOTES	78				

0241 REED PCT 003

01	02	03	04	05	06	07	08	09	10	11	12	13	14	15
63	26	37	0	0	43	38	30	0	78	39	43	29	0	78

I, the undersigned do hereby certify that on April 25, 2023, I canvassed the returns of an election held on April 4, 2023 for **VILLAGE OF GODLEY**, and I proclaim that a total of **73** voters requested and received ballots and I do further certify the number of votes received for each candidate for this office, **and the winners are denoted with an asterisk next to his or her name.**

I further certify that the above is a true and complete Abstract of Votes and was prepared in my presence on April 25, 2023.



Lauren Staley Ferry, County Clerk
The County of Will, Illinois

Canvass Results Report

Election Day

Run Time 10:42 AM
Run Date 04/19/2023

Grundy County, Illinois

Consolidated Election

4/4/2023

Page 53

Official Results

Registered Voters
5342 of 34513 = 15.48%

Precincts Reporting
40 of 40 = 100.00%

FOR GODLEY VILLAGE PRESIDENT - (VOTE FOR ONE)

Precinct	JENNY UEHLING, IND.	CHERYL SCHOITT, IND.	Cast Votes	Undervotes	Overvotes	Unresolved write-in votes	Election Day Ballots Cast	Early-Grace Ballots Cast	Vote By Mail Ballots Cast	Total Ballots Cast	Registered Voters	Turnout Percentage
BRACEVILLE 02	9	1	10	0	0	0	8	0	2	10	24	41.67%
Totals	9	1	10	0	0	0	8	0	2	10	24	41.67%

Canvass Results Report

Election Day

Run Time 10:42 AM
Run Date 04/19/2023

Grundy County, Illinois

Consolidated Election

4/4/2023
Page 57

Official Results

Registered Voters
5342 of 34513 = 15.48%
Precincts Reporting
40 of 40 = 100.00%

FOR GODLEY VILLAGE TRUSTEE TO SERVE AN UNEXPIRED 2-YEAR TERM - (VOTE FOR NOT MORE THAN THREE)

Precinct	JENNIFER HOFFMAN, IND	JAMES R. PETERS, IND	WILLIAM CODY BROCKETT, IND	Cast Votes	Undervotes	Overvotes	Unresolved write-in votes	Election Day Ballots Cast	Early-Grace Ballots Cast	Vote By Mail Ballots Cast	Total Ballots Cast	Registered Voters	Turnout Percentage
BRACEVILLE 02	6	7	5	18	12	0	0	8	0	2	10	24	41.67%
Totals	6	7	5	18	12	0	0	8	0	2	10	24	41.67%

Canvass Results Report

Election Day

Run Time 10:42 AM
Run Date 04/19/2023

Grundy County, Illinois

Consolidated Election

4/4/2023
Page 55

Official Results

Registered Voters
5342 of 34513 = 15.48%
Precincts Reporting
40 of 40 = 100.00%

FOR GODLEY VILLAGE TRUSTEE TO SERVE A FULL 4-YEAR TERM - (VOTE FOR NOT MORE THAN THREE)

Precinct	KIM HALL, IND	DANIEL BUTLER, IND	ELAINE BELAWSKE, IND	Cast Votes	Undervotes	Overvotes	Unresolved write-in votes	Election Day Ballots Cast	Early-Grace Ballots Cast	Vote By Mail Ballots Cast	Total Ballots Cast	Registered Voters	Turnout Percentage
BRACEVILLE 02	6	8	5	19	11	0	0	8	0	2	10	24	41.67%
Totals	6	8	5	19	11	0	0	8	0	2	10	24	41.67%

ABSTRACT OF VOTES

RUN DATE:04/19/23 09:22 AM

CONSOLIDATED ELECTION
APRIL 4, 2023

OFFICIAL RESULTS

	VOTES	PERCENT		VOTES	PERCENT
01 = BALLOTS CAST	5,951		VILLAGE OF HOMER GLEN CLERK		
VILLAGE OF HOMER GLEN PRESIDENT			VOTE FOR NOT MORE THAN 1		
VOTE FOR NOT MORE THAN 1			06 = CANDICE BIELSKI*	3,739	65.01
02 = CHRISTINA NEITZKE-TROIKE*	3,839	65.02	07 = YVONNE CHENTNIK	2,012	34.99
03 = ROSE "ROSIE" REYNDERS	2,065	34.98	08 = OVER VOTES	2	
04 = OVER VOTES	0		09 = UNDER VOTES	198	
05 = UNDER VOTES	47				

	01	02	03	04	05	06	07	08	09
0087 HOMER PCT 001	58	33	23	0	2	35	20	0	3
0088 HOMER PCT 002	519	341	171	0	7	336	162	1	20
0089 HOMER PCT 003	377	267	103	0	7	262	99	0	16
0090 HOMER PCT 004	552	331	215	0	6	336	205	0	11
0091 HOMER PCT 005	424	300	121	0	3	287	121	0	16
0092 HOMER PCT 006	397	232	163	0	2	231	152	0	14
0093 HOMER PCT 007	523	335	187	0	1	323	182	0	18
0094 HOMER PCT 008	452	259	191	0	2	259	179	0	14
0095 HOMER PCT 009	336	198	135	0	3	201	123	0	12
0096 HOMER PCT 010	188	123	62	0	3	128	52	0	8
0097 HOMER PCT 011	534	364	167	0	3	345	169	0	20
0098 HOMER PCT 012	501	303	198	0	0	271	218	1	11
0100 HOMER PCT 014	322	207	115	0	0	197	121	0	4
0103 HOMER PCT 017	499	349	145	0	5	342	137	0	20
0105 HOMER PCT 019	255	186	67	0	2	177	70	0	8
0187 NEW LENOX PCT 006	14	11	2	0	1	9	2	0	3

RUN DATE: 04/19/23 09:22 AM

CONSOLIDATED ELECTION
APRIL 4, 2023

		VOTES	PERCENT											VOTES	PERCENT		
VILLAGE OF HOMER GLEN TRUSTEE				VILLAGE OF HOMER GLEN - PLATE READER													
VOTE FOR NOT MORE THAN 3				VOTE FOR NOT MORE THAN 1													
01 = CURTIS MASON*		3,302	19.92	09 = YES										2,253	39.64		
02 = CHRISTINA "MC" CLAUSEN		2,379	14.35	10 = NO*										3,430	60.36		
03 = CRAIG J. McNAUGHTON*		3,321	20.03	11 = OVER VOTES										1			
04 = RUBEN L. PAZMINO		2,244	13.54	12 = UNDER VOTES										267			
05 = JAMES "JAY" ROTI		2,035	12.28	VILLAGE OF HOMER GLEN - PART-TIME POLICE													
06 = SUSANNA E. STEILEN*		3,296	19.88	VOTE FOR NOT MORE THAN 1													
07 = OVER VOTES		9		13 = YES										2,101	37.04		
08 = UNDER VOTES		1,249		14 = NO*										3,571	62.96		
				15 = OVER VOTES										5			
				16 = UNDER VOTES										274			

		01	02	03	04	05	06	07	08	09	10	11	12	13	14	15	16
0087 HOMER PCT 001		29	20	29	22	21	33	0	20	27	31	0	0	20	37	0	1
0088 HOMER PCT 002		303	182	298	187	172	296	1	116	156	334	0	29	151	336	0	32
0089 HOMER PCT 003		227	125	215	120	111	224	1	106	143	219	0	15	139	222	0	16
0090 HOMER PCT 004		289	245	292	222	210	280	0	118	235	304	0	13	236	303	0	13
0091 HOMER PCT 005		258	146	258	139	123	262	1	83	157	255	0	12	137	274	0	13
0092 HOMER PCT 006		192	176	212	171	153	200	1	84	162	222	0	13	158	223	0	16
0093 HOMER PCT 007		284	215	291	201	183	290	1	102	175	314	0	34	176	313	0	34
0094 HOMER PCT 008		227	219	219	200	179	231	2	75	181	264	0	7	183	257	1	11
0095 HOMER PCT 009		165	151	173	129	125	165	0	100	119	188	0	29	117	189	0	30
0096 HOMER PCT 010		113	76	109	65	58	103	0	40	85	89	0	14	66	108	0	14
0097 HOMER PCT 011		293	215	301	196	188	296	1	110	202	313	0	19	209	311	1	13
0098 HOMER PCT 012		255	238	241	225	199	248	1	94	171	310	0	20	175	301	2	23
0100 HOMER PCT 014		198	122	206	117	101	173	0	49	134	164	0	24	126	173	0	23
0103 HOMER PCT 017		309	164	304	163	142	322	0	93	202	268	1	28	132	339	1	27
0105 HOMER PCT 019		156	81	165	81	64	169	0	49	94	152	0	9	72	176	0	7
0187 NEW LENOX PCT 006		4	4	8	6	6	4	0	10	10	3	0	1	4	9	0	1

I, the undersigned do hereby certify that on April 25, 2023, I canvassed the returns of an election held on April 4, 2023 for **VILLAGE OF HOMER GLEN**, and I proclaim that a total of **5,951** voters requested and received ballots and I do further certify the number of votes received for each candidate for this office, **and the winners are denoted with an asterisk next to his or her name.**

I further certify that the above is a true and complete Abstract of Votes and was prepared in my presence on April 25, 2023.

Lauren Staley Ferry
 Lauren Staley Ferry, County Clerk
 The County of Will, Illinois

I, the undersigned do hereby certify that on April 25, 2023, I canvassed the returns of an election held on April 4, 2023 for **VILLAGE OF HOMER GLEN** and I proclaim that a total of **5,951** voters requested and received ballots and I do further certify that the following Advisory Question did receive the number of votes herein recorded and has **FAILED.**

Shall the Village of Homer Glen install and use License Plate Readers at public access roads designated by the Village Board to support public safety agencies provided the data collected is confidential and is destroyed within thirty (30) days unless it is the subject matter of an ongoing investigation?

I further certify that the above is a true and complete Abstract of Votes and was prepared in my presence on April 25, 2023.

Lauren Staley Ferry
 Lauren Staley Ferry, County Clerk
 The County of Will, Illinois

I, the undersigned do hereby certify that on April 25, 2023, I canvassed the returns of an election held on April 4, 2023 for **VILLAGE OF HOMER GLEN** and I proclaim that a total of **5,951** voters requested and received ballots and I do further certify that the following Advisory Question did receive the number of votes herein recorded and has **FAILED.**

Shall the Village Board pursue exploring a feasibility study to create and maintain a part-time police department within the Village of Homer?

I further certify that the above is a true and complete Abstract of Votes and was prepared in my presence on April 25, 2023.

Lauren Staley Ferry
 Lauren Staley Ferry, County Clerk
 The County of Will, Illinois

RUN DATE: 04/19/23 09:22 AM

VOTES PERCENT

VOTES PERCENT

01 = BALLOTS CAST

2

VILLAGE OF LEMONT TRUSTEE
VOTE FOR NOT MORE THAN 3
02 = RON STAPLETON
03 = JANELLE KITTRIDGE
04 = RICK SNIEGOWSKI
05 = WRITE-IN
06 = OVER VOTES
07 = UNDER VOTES

1 33.33
1 33.33
1 33.33
0
0
3

01	02	03	04	05	06	07
2	1	1	1	0	0	3
0	0	0	0	0	0	0

0051 DU PAGE PCT 033
0087 HOMER PCT 001

This political subdivision has been canvassed by the election authority in which their principal office is located.

	VOTES	PERCENT	VILLAGE OF MANHATTAN TRUSTEE							VOTES	PERCENT
01 = BALLOTS CAST	969		VOTE FOR NOT MORE THAN 3								
										393	17.56
										485	21.67
										477	21.31
										420	18.77
										463	20.69
										0	
										669	

	01	02	03	04	05	06	07	08			

0169 MANHATTAN PCT 001	197	71	108	98	89	76	0	149			
0170 MANHATTAN PCT 002	291	114	153	147	124	140	0	195			
0171 MANHATTAN PCT 003	84	43	55	46	31	35	0	42			
0172 MANHATTAN PCT 004	224	87	95	101	98	124	0	167			
0173 MANHATTAN PCT 005	173	78	74	85	78	88	0	116			

I, the undersigned do hereby certify that on April 25, 2023, I canvassed the returns of an election held on April 4, 2023 for **VILLAGE OF MANHATTAN** and I proclaim that a total of **969** voters requested and received ballots and I do further certify the number of votes received for each candidate for this office, **and the winners are denoted with an asterisk next to his or her name.**

I further certify that the above is a true and complete Abstract of Votes and was prepared in my presence on April 25, 2023.



Lauren Staley Ferry, County Clerk
The County of Will, Illinois

ABSTRACT OF VOTES

RUN DATE: 04/19/23 09:22 AM

CONSOLIDATED ELECTION
APRIL 4, 2023

OFFICIAL RESULTS

	VOTES	PERCENT		VOTES	PERCENT	
01 = BALLOTS CAST	184		VILLAGE OF MINOOKA TRUSTEE			
			VOTE FOR NOT MORE THAN 3			
			02 = DENNIS P. MARTIN	110	32.93	
			03 = BARRY A. THOMPSON	107	32.04	
			04 = RAY MASON	117	35.03	
			05 = OVER VOTES	0		
			06 = UNDER VOTES	218		

	01	02	03	04	05	06
0001 CHANNAHON PCT 001	184	110	107	117	0	218

This political subdivision has been canvassed by the election authority in which their principal office is located.

	VOTES	PERCENT					VOTES	PERCENT
01 = BALLOTS CAST	2,146		VILLAGE OF MOKENA TRUSTEE					
			VOTE FOR NOT MORE THAN 3					
						02 = DEBBIE ENGLER*	1,569 35.89	
						03 = TERRY G. GERMANY*	1,433 32.78	
						04 = TERENCE J. SMITH*	1,370 31.34	
						05 = OVER VOTES	0	
						06 = UNDER VOTES	2,066	

	01	02	03	04	05	06		

0057 FRANKFORT PCT 001	199	155	144	144	0	154		
0058 FRANKFORT PCT 002	179	142	130	119	0	146		
0060 FRANKFORT PCT 004	134	95	85	79	0	143		
0061 FRANKFORT PCT 005	234	164	150	140	0	248		
0062 FRANKFORT PCT 006	233	166	166	139	0	228		
0063 FRANKFORT PCT 007	193	123	114	117	0	225		
0064 FRANKFORT PCT 008	0	0	0	0	0	0		
0068 FRANKFORT PCT 012	217	166	150	142	0	193		
0069 FRANKFORT PCT 013	181	138	116	116	0	173		
0073 FRANKFORT PCT 017	338	239	226	223	0	326		
0187 NEW LENOX PCT 006	16	14	8	7	0	19		
0188 NEW LENOX PCT 007	222	167	144	144	0	211		

I, the undersigned do hereby certify that on April 25, 2023, I canvassed the returns of an election held on April 4, 2023 for **VILLAGE OF MOKENA** and I proclaim that a total of **2,146** voters requested and received ballots and I do further certify the number of votes received for each candidate for this office, **and the winners are denoted with an asterisk next to his or her name.**

I further certify that the above is a true and complete Abstract of Votes and was prepared in my presence on April 25, 2023.

Lauren Staley Ferry

Lauren Staley Ferry, County Clerk
The County of Will, Illinois

RUN DATE: 04/19/23 09:22 AM

CONSOLIDATED ELECTION
APRIL 4, 2023

	VOTES	PERCENT		VOTES	PERCENT						
01 = BALLOTS CAST	432		VILLAGE OF MONEE TRUSTEE FULL								
VILLAGE OF MONEE TRUSTEE UNEXP 2YR			VOTE FOR NOT MORE THAN 3								
VOTE FOR NOT MORE THAN 2			07 = SCOTT YOUDRIS*	310	33.08						
02 = JOHN R. HENSON*	285	39.15	08 = MICHAEL E. WILSON*	318	33.94						
03 = JANET E. BLUE	188	25.82	09 = HEIDI GONZALEZ*	309	32.98						
04 = CHARLES M. RAKIS*	255	35.03	10 = OVER VOTES	0							
05 = OVER VOTES	1		11 = UNDER VOTES	359							
06 = UNDER VOTES	134										

	01	02	03	04	05	06	07	08	09	10	11

0174 MONEE PCT 001	0	0	0	0	0	0	0	0	0	0	0
0176 MONEE PCT 003	131	91	54	84	0	33	98	99	96	0	100
0177 MONEE PCT 004	213	129	106	111	1	78	143	158	153	0	185
0181 MONEE PCT 008	88	65	28	60	0	23	69	61	60	0	74

I, the undersigned do hereby certify that on April 25, 2023, I canvassed the returns of an election held on April 4, 2023 for **VILLAGE OF MONEE** and I proclaim that a total of **432** voters requested and received ballots and I do further certify the number of votes received for each candidate for this office, **and the winners are denoted with an asterisk next to his or her name.**

I further certify that the above is a true and complete Abstract of Votes and was prepared in my presence on April 25, 2023.

Lauren Staley Ferry

 Lauren Staley Ferry, County Clerk
 The County of Will, Illinois

RUN DATE:04/19/23 09:22 AM

CONSOLIDATED ELECTION
APRIL 4, 2023

	VOTES	PERCENT		VOTES	PERCENT
01 = BALLOTS CAST	3,034		VILLAGE OF NEW LENOX TRUSTEE FULL		
VILLAGE OF NEW LENOX MAYOR			VOTE FOR NOT MORE THAN 3		
VOTE FOR NOT MORE THAN 1			09 = KEITH C. MADSEN*	2,035	32.50
02 = TIMOTHY A. BALDERMANN*	2,697	100.00	10 = DOUGLAS E. FINNEGAN*	2,086	33.32
03 = OVER VOTES	0		11 = LINDSAY SCALISE*	2,140	34.18
04 = UNDER VOTES	337		12 = OVER VOTES	0	
VILLAGE OF NEW LENOX TRUSTEE UNEXP 2YR			13 = UNDER VOTES	2,841	
VOTE FOR NOT MORE THAN 2					
05 = KATIE CHRISTOPHERSON*	2,291	53.14			
06 = JAMES L. WILSON*	2,020	46.86			
07 = OVER VOTES	0				
08 = UNDER VOTES	1,757				

	01	02	03	04	05	06	07	08	09	10	11	12	13
0102 HOMER PCT 016	31	31	0	0	28	25	0	9	27	26	26	0	14
0183 NEW LENOX PCT 002	140	126	0	14	102	90	0	88	93	93	96	0	138
0185 NEW LENOX PCT 004	64	46	0	18	36	41	0	51	43	41	39	0	69
0186 NEW LENOX PCT 005	168	149	0	19	129	115	0	92	115	115	122	0	152
0187 NEW LENOX PCT 006	0	0	0	0	0	0	0	0	0	0	0	0	0
0189 NEW LENOX PCT 008	39	34	0	5	31	25	0	22	28	25	28	0	36
0190 NEW LENOX PCT 009	150	131	0	19	105	89	0	106	93	92	91	0	174
0191 NEW LENOX PCT 010	237	220	0	17	193	175	0	106	178	175	185	0	173
0192 NEW LENOX PCT 011	273	235	0	38	211	184	0	151	183	200	199	0	237
0193 NEW LENOX PCT 012	161	136	0	25	123	105	0	94	115	116	118	0	134
0194 NEW LENOX PCT 013	206	189	0	17	168	153	0	91	147	156	155	0	160
0195 NEW LENOX PCT 014	214	194	0	20	159	134	0	135	136	140	151	0	215
0196 NEW LENOX PCT 015	249	221	0	28	176	158	0	164	157	168	160	0	262
0197 NEW LENOX PCT 016	225	198	0	27	174	145	0	131	147	156	162	0	210
0198 NEW LENOX PCT 017	199	188	0	11	160	136	0	102	142	143	139	0	173
0199 NEW LENOX PCT 018	205	186	0	19	161	136	0	113	135	139	154	0	187
0200 NEW LENOX PCT 019	266	220	0	46	173	158	0	201	147	154	159	0	338
0201 NEW LENOX PCT 020	207	193	0	14	162	151	0	101	149	147	156	0	169

I, the undersigned do hereby certify that on April 25, 2023, I canvassed the returns of an election held on April 4, 2023 for **VILLAGE OF NEW LENOX** and I proclaim that a total of **3,034** voters requested and received ballots and I do further certify the number of votes received for each candidate for this office, **and the winners are denoted with an asterisk next to his or her name.**

I further certify that the above is a true and complete Abstract of Votes and was prepared in my presence on April 25, 2023.

Lauren Staley Ferry

Lauren Staley Ferry, County Clerk
The County of Will, Illinois

ABSTRACT OF VOTES

RUN DATE: 04/19/23 09:22 AM

CONSOLIDATED ELECTION
APRIL 4, 2023

OFFICIAL RESULTS

	VOTES	PERCENT		VOTES	PERCENT					
01 = BALLOTS CAST	38		VILLAGE OF ORLAND PARK REFERENDUM							
VILLAGE OF ORLAND PARK TRUSTEE			VOTE FOR NOT MORE THAN 1							
VOTE FOR NOT MORE THAN 3			07 = YES	29	78.38					
02 = WILLIAM R. HEALY	22	31.43	08 = NO	8	21.62					
03 = MICHAEL R. MILANI	22	31.43	09 = OVER VOTES	0						
04 = CYNTHIA NELSON KATSENES	26	37.14	10 = UNDER VOTES	1						
05 = OVER VOTES	0									
06 = UNDER VOTES	44									

	01	02	03	04	05	06	07	08	09	10
0058 FRANKFORT PCT 002	38	22	22	26	0	44	29	8	0	1

This political subdivision has been canvassed by the election authority in which their principal office is located.

	VOTES	PERCENT	VILLAGE OF PEOTONE TRUSTEE FULL										VOTES	PERCENT
01 = BALLOTS CAST	580		VOTE FOR NOT MORE THAN 3											
VILLAGE OF PEOTONE TRUSTEE UNEXP 2YR			06 = TODD SANDBERG*										301	19.42
VOTE FOR NOT MORE THAN 1			07 = GARY HUDSON*										269	17.35
02 = JARRETT HARTWELL	255	47.05	08 = KENDALL SMITH										207	13.35
03 = JACQUELINE RICHARDS*	287	52.95	09 = JULIE SLUIS*										261	16.84
04 = OVER VOTES	2		10 = PATRICK J. BOWDEN										252	16.26
05 = UNDER VOTES	36		11 = BRIAN ORZEL										260	16.77
			12 = OVER VOTES										3	
			13 = UNDER VOTES										181	

	01	02	03	04	05	06	07	08	09	10	11	12	13	

0202 PEOTONE PCT 001	239	108	117	0	14	123	120	84	111	111	98	0	70	
0203 PEOTONE PCT 002	255	117	114	2	22	133	122	85	118	113	110	2	78	
0306 WILL PCT 001	86	30	56	0	0	45	27	38	32	28	52	1	33	

I, the undersigned do hereby certify that on April 25, 2023, I canvassed the returns of an election held on April 4, 2023 for **VILLAGE OF PEOTONE** and I proclaim that a total of **580** voters requested and received ballots and I do further certify the number of votes received for each candidate for this office, **and the winners are denoted with an asterisk next to his or her name.**

I further certify that the above is a true and complete Abstract of Votes and was prepared in my presence on April 25, 2023.

Lauren Staley Ferry

Lauren Staley Ferry, County Clerk
The County of Will, Illinois

	VOTES	PERCENT		VOTES	PERCENT						
01 = BALLOTS CAST	164		VILLAGE OF PARK FOREST TRUSTEE								
VILLAGE OF PARK FOREST MAYOR			VOTE FOR NOT MORE THAN 3								
VOTE FOR NOT MORE THAN 1			05 = JOSHUA TRAVIS	66	16.88						
02 = JOSEPH A. WOODS	152	100.00	06 = RANDALL J. WHITE JR.	49	12.53						
03 = OVER VOTES	0		07 = TIFFANI GRAHAM	126	32.23						
04 = UNDER VOTES	12		08 = JOHN V. MOORE	69	17.65						
			09 = ANDREW L. GLADSTONE	81	20.72						
			10 = OVER VOTES	0							
			11 = UNDER VOTES	101							

	01	02	03	04	05	06	07	08	09	10	11
0006 CRETE PCT 001	37	36	0	1	10	15	30	16	10	0	30
0174 MONEE PCT 001	75	67	0	8	34	18	56	32	34	0	51
0175 MONEE PCT 002	52	49	0	3	22	16	40	21	37	0	20

This political subdivision has been canvassed by the election authority in which their principal office is located.

	VOTES	PERCENT	VILLAGE OF PLAINFIELD REFERENDUM										VOTES	PERCENT	
01 = BALLOTS CAST	3,442		VOTE FOR NOT MORE THAN 1										1,727	51.25	
VILLAGE OF PLAINFIELD TRUSTEE													1,643	48.75	
VOTE FOR NOT MORE THAN 3													0		
02 = MARGIE BONUCCI*	2,000	26.98											72		
03 = BRIAN "WOJO" WOJOWSKI*	1,900	25.63													
04 = PETER ADAMSON	1,655	22.32													
05 = RICHARD KIEFER*	1,859	25.07													
06 = OVER VOTES	1														
07 = UNDER VOTES	2,909														
			01	02	03	04	05	06	07	08	09	10	11		
0204 PLAINFIELD PCT 001	166	85	84	92	90	0	147	91	71	0	4				
0205 PLAINFIELD PCT 002	162	91	86	77	82	0	150	91	68	0	3				
0206 PLAINFIELD PCT 003	124	81	81	51	66	0	93	50	71	0	3				
0211 PLAINFIELD PCT 008	187	88	85	114	126	0	148	117	70	0	0				
0212 PLAINFIELD PCT 009	257	141	147	129	154	0	200	137	114	0	6				
0213 PLAINFIELD PCT 010	275	169	144	143	156	0	213	149	115	0	11				
0216 PLAINFIELD PCT 013	179	124	111	74	77	0	151	82	89	0	8				
0217 PLAINFIELD PCT 014	254	126	146	146	148	0	196	129	122	0	3				
0218 PLAINFIELD PCT 015	184	133	107	82	99	0	131	95	86	0	3				
0219 PLAINFIELD PCT 016	126	72	80	58	68	0	100	61	65	0	0				
0268 WHEATLAND PCT 001	110	60	55	49	70	0	96	47	61	0	2				
0283 WHEATLAND PCT 016	51	26	27	24	36	0	40	20	28	0	3				
0290 WHEATLAND PCT 023	159	74	63	75	96	1	166	92	63	0	4				
0292 WHEATLAND PCT 025	168	104	98	64	80	0	158	80	85	0	3				
0293 WHEATLAND PCT 026	210	139	117	92	108	0	174	85	120	0	5				
0295 WHEATLAND PCT 028	191	127	119	86	100	0	141	84	103	0	4				
0296 WHEATLAND PCT 029	247	140	145	114	128	0	214	127	117	0	3				
0297 WHEATLAND PCT 030	260	152	148	129	129	0	222	122	133	0	5				
0303 WHEATLAND PCT 036	132	68	57	56	46	0	169	68	62	0	2				

I, the undersigned do hereby certify that on April 25, 2023, I canvassed the returns of an election held on April 4, 2023 for **VILLAGE OF PLAINFIELD** and I proclaim that a total of **3,699** voters requested and received ballots and I do further certify the number of votes received for each candidate for this office, **and the winners are denoted with an asterisk next to his or her name.**

I further certify that the above is a true and complete Abstract of Votes and was prepared in my presence on April 25, 2023.



Lauren Staley Ferry, County Clerk
The County of Will, Illinois

I, the undersigned do hereby certify that on April 25, 2023, I canvassed the returns of an election held on April 4, 2023 for **VILLAGE OF PLAINFIELD** and I proclaim that a total of **3,699** voters requested and received ballots and I do further certify that the following Advisory Question did receive the number of votes herein recorded and has **PASSED.**

Shall the Village of Plainfield allow cannabis businesses to operate within the Village of Plainfield?

I further certify that the above is a true and complete Abstract of Votes and was prepared in my presence on April 25, 2023.



Lauren Staley Ferry, County Clerk
The County of Will, Illinois

	VOTES	PERCENT					VOTES	PERCENT
01 = BALLOTS CAST	133		VILLAGE OF ROCKDALE TRUSTEE					
			VOTE FOR NOT MORE THAN 3					
						02 = MATT COOLING*	83 34.02	
						03 = FREDERICK S. STADLER*	83 34.02	
						04 = ROBERT SCHEIDT*	78 31.97	
						05 = OVER VOTES	0	
						06 = UNDER VOTES	155	

	01	02	03	04	05	06		

0140 JOLIET PCT 033	133	83	83	78	0	155		

I, the undersigned do hereby certify that on April 25, 2023, I canvassed the returns of an election held on April 4, 2023 for **VILLAGE OF ROCKDALE** and I proclaim that a total of **133** voters requested and received ballots and I do further certify the number of votes received for each candidate for this office, **and the winners are denoted with an asterisk next to his or her name.**

I further certify that the above is a true and complete Abstract of Votes and was prepared in my presence on April 25, 2023.

Lauren Staley Ferry

Lauren Staley Ferry, County Clerk
The County of Will, Illinois

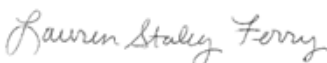
	VOTES	PERCENT					VOTES	PERCENT
01 = BALLOTS CAST	1,412		VILLAGE OF ROMEOVILLE TRUSTEE					
			VOTE FOR NOT MORE THAN 3					
						02 = LINDA S. PALMITER*	1,056 34.83	
						03 = KENNETH C. GRIFFIN*	988 32.59	
						04 = LOURDES AGUIRRE*	988 32.59	
						05 = OVER VOTES	0	
						06 = UNDER VOTES	1,204	

	01	02	03	04	05	06		

0049 DU PAGE PCT 031	0	0	0	0	0	0		
0050 DU PAGE PCT 032	115	91	78	90	0	86		
0051 DU PAGE PCT 033	79	63	53	55	0	66		
0053 DU PAGE PCT 035	34	24	21	25	0	32		
0054 DU PAGE PCT 036	157	120	104	104	0	143		
0055 DU PAGE PCT 037	98	78	74	70	0	72		
0146 LOCKPORT PCT 002	119	81	73	71	0	132		
0147 LOCKPORT PCT 003	101	65	51	69	0	118		
0148 LOCKPORT PCT 004	68	56	52	50	0	46		
0150 LOCKPORT PCT 006	20	16	12	15	0	17		
0151 LOCKPORT PCT 007	108	82	82	84	0	76		
0152 LOCKPORT PCT 008	54	45	43	39	0	35		
0153 LOCKPORT PCT 009	263	201	216	177	0	195		
0209 PLAINFIELD PCT 006	41	30	28	30	0	35		
0210 PLAINFIELD PCT 007	80	57	50	57	0	76		
0214 PLAINFIELD PCT 011	27	18	21	14	0	28		
0215 PLAINFIELD PCT 012	48	29	30	38	0	47		

I, the undersigned do hereby certify that on April 25, 2023, I canvassed the returns of an election held on April 4, 2023 for **VILLAGE OF ROMEOVILLE** and I proclaim that a total of **1,412** voters requested and received ballots and I do further certify the number of votes received for each candidate for this office, **and the winners are denoted with an asterisk next to his or her name.**

I further certify that the above is a true and complete Abstract of Votes and was prepared in my presence on April 25, 2023.



 Lauren Staley Ferry, County Clerk
 The County of Will, Illinois

ABSTRACT OF VOTES

RUN DATE: 04/19/23 09:22 AM

CONSOLIDATED ELECTION
APRIL 4, 2023

OFFICIAL RESULTS

	VOTES	PERCENT		VOTES	PERCENT
01 = BALLOTS CAST	1,785		VILLAGE OF SHOREWOOD TRUSTEE FULL		
VILLAGE OF SHOREWOOD CLERK			VOTE FOR NOT MORE THAN 3		
VOTE FOR NOT MORE THAN 1			08 = DAVID RUCHALA	772	21.35
02 = LONA JAKAITIS*	1,489	100.00	09 = STEVAN A. BROCKMAN*	999	27.63
03 = OVER VOTES	0		10 = THOMAS D. AMOS*	837	23.15
04 = UNDER VOTES	296		11 = ANTHONY "TONY" LUCIANO*	1,008	27.88
VILLAGE OF SHOREWOOD TRUSTEE UNEXP 2YR			12 = OVER VOTES	2	
VOTE FOR NOT MORE THAN 1			13 = UNDER VOTES	1,733	
05 = SCOTT SELFRIDGE*	1,475	100.00			
06 = OVER VOTES	0				
07 = UNDER VOTES	310				

	01	02	03	04	05	06	07	08	09	10	11	12	13
0248 TROY PCT 007	162	126	0	36	124	0	38	74	91	84	87	1	147
0251 TROY PCT 010	180	160	0	20	152	0	28	69	108	84	103	0	176
0252 TROY PCT 011	0	0	0	0	0	0	0	0	0	0	0	0	0
0254 TROY PCT 013	369	324	0	45	327	0	42	227	186	179	207	0	308
0255 TROY PCT 014	322	276	0	46	276	0	46	120	189	164	180	0	313
0256 TROY PCT 015	155	126	0	29	120	0	35	61	100	81	101	1	119
0258 TROY PCT 017	198	159	0	39	152	0	46	80	128	81	112	0	193
0261 TROY PCT 020	205	170	0	35	171	0	34	77	104	87	112	0	235
0262 TROY PCT 021	194	148	0	46	153	0	41	64	93	77	106	0	242

I, the undersigned do hereby certify that on April 25, 2023, I canvassed the returns of an election held on April 4, 2023 for **VILLAGE OF SHOREWOOD** and I proclaim that a total of **1,785** voters requested and received ballots and I do further certify the number of votes received for each candidate for this office, **and the winners are denoted with an asterisk next to his or her name.**

I further certify that the above is a true and complete Abstract of Votes and was prepared in my presence on April 25, 2023.

Lauren Staley Ferry

Lauren Staley Ferry, County Clerk
The County of Will, Illinois

ABSTRACT OF VOTES

RUN DATE: 04/19/23 09:22 AM

CONSOLIDATED ELECTION
APRIL 4, 2023

OFFICIAL RESULTS

	VOTES	PERCENT		VOTES	PERCENT		
01 = BALLOTS CAST	322		VILLAGE OF STEGER TRUSTEE				
			VOTE FOR NOT MORE THAN 3				
			02 = TIM PERCHINSKI	206	27.58		
			03 = GERALD STEWART	169	22.62		
			04 = BRITTANY STONE	184	24.63		
			05 = WILLIAM J. JOYCE	188	25.17		
			06 = OVER VOTES	0			
			07 = UNDER VOTES	219			

	01	02	03	04	05	06	07
	-----	-----	-----	-----	-----	-----	-----
0006 CRETE PCT 001	0	0	0	0	0	0	0
0007 CRETE PCT 002	109	71	56	57	65	0	78
0008 CRETE PCT 003	199	123	105	118	116	0	135
0009 CRETE PCT 004	14	12	8	9	7	0	6

This political subdivision has been canvassed by the election authority in which their principal office is located.

RUN DATE: 04/19/23 09:22 AM

CONSOLIDATED ELECTION
APRIL 4, 2023

	VOTES	PERCENT		VOTES	PERCENT
01 = BALLOTS CAST	19		VILLAGE OF SYMERTON TRUSTEE		
VILLAGE OF SYMERTON PRESIDENT			VOTE FOR NOT MORE THAN 3		
VOTE FOR NOT MORE THAN 1			08 = STEPHANIE SMITH	6	13.04
02 = ELI GEISS*	17	100.00	09 = TRAVIS BRENT*	13	28.26
03 = OVER VOTES	0		10 = JILL ANDERSON*	12	26.09
04 = UNDER VOTES	2		11 = JUSTIN HENSLEY*	15	32.61
VILLAGE OF SYMERTON CLERK			12 = OVER VOTES	0	
VOTE FOR NOT MORE THAN 1			13 = UNDER VOTES	11	
05 = GEORGE J. SALABA*	17	100.00			
06 = OVER VOTES	0				
07 = UNDER VOTES	2				

01	02	03	04	05	06	07	08	09	10	11	12	13	

19	17	0	2	17	0	2	6	13	12	15	0	11	

0056 FLORENCE PCT 001

I, the undersigned do hereby certify that on April 25, 2023, I canvassed the returns of an election held on April 4, 2023 for **VILLAGE OF SYMERTON** and I proclaim that a total of **19** voters requested and received ballots and I do further certify the number of votes received for each candidate for this office, **and the winners are denoted with an asterisk next to his or her name.**

I further certify that the above is a true and complete Abstract of Votes and was prepared in my presence on April 25, 2023.

Lauren Staley Ferry

Lauren Staley Ferry, County Clerk
The County of Will, Illinois

RUN DATE: 04/19/23 09:22 AM

CONSOLIDATED ELECTION
APRIL 4, 2023

VILLAGE OF SYMERTON REFERENDUM

VOTE FOR NOT MORE THAN 1

01 = YES
02 = NO*

VOTES PERCENT

VOTES PERCENT

7 38.89
11 61.11

03 = OVER VOTES
04 = UNDER VOTES

0
1

01	02	03	04
7	11	0	1

0056 FLORENCE PCT 001

I, the undersigned do hereby certify that on April 25, 2023, I canvassed the returns of an election held on April 4, 2023 for **VILLAGE OF SYMERTON** and I proclaim that a total of 19 voters requested and received ballots and I do further certify that the following Question of Public Policy did receive the number of votes herein recorded and has **FAILED**.

Shall the Board of Trustees of the Village of Symerton be comprised of four (4) members instead of six (6) members?

I further certify that the above is a true and complete Abstract of Votes and was prepared in my presence on April 25, 2023.



Lauren Staley Ferry, County Clerk
The County of Will, Illinois

	VOTES	PERCENT		VOTES	PERCENT						
01 = BALLOTS CAST	680		VILLAGE OF TINLEY PARK TRUSTEE								
VILLAGE OF TINLEY PARK CLERK			VOTE FOR NOT MORE THAN 3								
VOTE FOR NOT MORE THAN 1			06 = MICHAEL G. MUELLER	499	29.42						
02 = NANCY M. O'CONNOR	531	81.07	07 = WILLIAM ANDREW BRENNAN	504	29.72						
03 = AHLEAH BALAWENDER	124	18.93	08 = KENNETH EDWARD SHAW	481	28.36						
04 = OVER VOTES	0		09 = DIANE GALANTE	212	12.50						
05 = UNDER VOTES	25		10 = OVER VOTES	0							
			11 = UNDER VOTES	344							

	01	02	03	04	05	06	07	08	09	10	11

0058 FRANKFORT PCT 002	0	0	0	0	0	0	0	0	0	0	0
0059 FRANKFORT PCT 003	245	197	36	0	12	184	178	182	67	0	124
0064 FRANKFORT PCT 008	67	48	16	0	3	48	52	50	20	0	31
0065 FRANKFORT PCT 009	186	150	31	0	5	137	139	128	57	0	97
0066 FRANKFORT PCT 010	181	136	40	0	5	130	135	121	67	0	90
0070 FRANKFORT PCT 014	1	0	1	0	0	0	0	0	1	0	2

This political subdivision has been canvassed by the election authority in which their principal office is located.

ABSTRACT OF VOTES

RUN DATE: 04/19/23 09:22 AM

CONSOLIDATED ELECTION
APRIL 4, 2023

OFFICIAL RESULTS

	VOTES	PERCENT		VOTES	PERCENT					
01 = BALLOTS CAST	1,124		VILLAGE OF UNIVERSITY PARK CLERK							
VILLAGE OF UNIVERSITY PARK MAYOR			VOTE FOR NOT MORE THAN 1							
VOTE FOR NOT MORE THAN 1			07 = DOROTHY R. "DEE" JONES*	600	54.84					
02 = SONIA JENKINS	327	29.25	08 = BERNICE O'BRIEN	494	45.16					
03 = JOSEPH E. ROUDEZ, III*	400	35.78	09 = OVER VOTES	1						
04 = THEAPLISE "THEO" BROOKS	391	34.97	10 = UNDER VOTES	29						
05 = OVER VOTES	2									
06 = UNDER VOTES	4									

	01	02	03	04	05	06	07	08	09	10

0006 CRETE PCT 001	67	21	21	25	0	0	42	24	0	1
0174 MONEE PCT 001	0	0	0	0	0	0	0	0	0	0
0175 MONEE PCT 002	181	51	78	52	0	0	102	71	0	8
0178 MONEE PCT 005	278	91	99	87	0	1	136	135	0	7
0179 MONEE PCT 006	230	52	91	85	0	2	129	95	0	6
0180 MONEE PCT 007	368	112	111	142	2	1	191	169	1	7

RUN DATE: 04/19/23 09:22 AM

	VOTES		PERCENT			VOTES		PERCENT	
VILLAGE OF UNIVERSITY PARK TRUSTEE									
VOTE FOR NOT MORE THAN 3									
01 = JEWELL THOMPSON*	616		27.35						
02 = GINA L. WILLIAMS*	668		29.66		05 = WRITE-IN	20		.89	
03 = SHIRLEY A. BOLDING	455		20.20		06 = OVER VOTES	0			
04 = DONNA "DILWORTH" FULCHER*	493		21.89		07 = UNDER VOTES	1,120			
	01	02	03	04	05	06	07		
0006 CRETE PCT 001	32	44	22	39	2	0	62		
0174 MONEE PCT 001	0	0	0	0	0	0	0		
0175 MONEE PCT 002	110	103	85	87	5	0	153		
0178 MONEE PCT 005	144	159	104	102	5	0	320		
0179 MONEE PCT 006	121	137	94	93	3	0	242		
0180 MONEE PCT 007	209	225	150	172	5	0	343		

I, the undersigned do hereby certify that on April 25, 2023, I canvassed the returns of an election held on April 4, 2023 for **VILLAGE OF UNIVERSITY PARK** and I proclaim that a total of **1,138** voters requested and received ballots and I do further certify the number of votes received for each candidate for this office, **and the winners are denoted with an asterisk next to his or her name.**

I further certify that the above is a true and complete Abstract of Votes and was prepared in my presence on April 25, 2023.

Lauren Staley Ferry

Lauren Staley Ferry, County Clerk
The County of Will, Illinois

1 Mayor, University Park

		Registered Voters	Voters Cast	Turnout (%)	DEM - Sonia Jenkins	IND - Joseph E. Rousez, III	IND - Theoplisie "Theo" Brooks
9000038	Total	199	14	7.04%	7	4	3
Contest Total		199	14	7.04%	7	4	3

1 Clerk, Village of University Park

		Registered Voters	Voters Cast	Turnout (%)	IND - Dorothy R. "Dee" Jones	IND - Bernice O'Brien
9000038	Total	199	14	7.04%	9	3
Contest Total		199	14	7.04%	9	3

1 Trustee, Village of University Park

		Registered Voters	Voters Cast	Turnout (%)	IND - Jewell Thompson	IND - Gina L. Williams	ND - Shirley A. Bolding	IND - Donna "Dilworth" Fulcher
9000038	Total	199	14	7.04%	10	6	8	5
Contest Total		199	14	7.04%	10	6	8	5

RUN DATE: 04/19/23 09:22 AM

	VOTES	PERCENT		VOTES	PERCENT	
01 = BALLOTS CAST	1		VILLAGE OF WOODRIDGE TRUSTEE			
			VOTE FOR NOT MORE THAN 3			
			02 = GREG ABBOTT	1	33.33	
			03 = MARY ANNE BLAIR	0		
			04 = MAGIN "MIKE" J. MARTINEZ	1	33.33	
			05 = JENNIFER ANTELIZ	1	33.33	
			06 = OVER VOTES	0		
			07 = UNDER VOTES	0		

	01	02	03	04	05	06 07

0023 DU PAGE PCT 005	1	1	0	1	1	0 0
0046 DU PAGE PCT 028	0	0	0	0	0	0 0
0051 DU PAGE PCT 033	0	0	0	0	0	0 0

This political subdivision has been canvassed by the election authority in which their principal office is located.

PARK DISTRICTS



LAUREN STALEY FERRY
WILL COUNTY CLERK

JOLIET, ILLINOIS

RUN DATE:04/19/23 09:22 AM

CONSOLIDATED ELECTION
APRIL 4, 2023

	VOTES		PERCENT		BOLINGBROOK PARK COMMISSIONER FULL					VOTES	PERCENT
01 = BALLOTS CAST	5,901				VOTE FOR NOT MORE THAN 3						
BOLINGBROOK PARK COMMISSIONER UNEXP 2YR					05 = DOROTHY ANDREWS*					4,512	37.81
VOTE FOR NOT MORE THAN 1					06 = JERRY L. HIX*					3,730	31.26
02 = FRANK J. MCKAY*	4,930		100.00		07 = SUE VASTALO*					3,692	30.94
03 = OVER VOTES	0				08 = OVER VOTES					0	
04 = UNDER VOTES	971				09 = UNDER VOTES					5,769	
	01	02	03	04	05	06	07	08	09		
0022 DU PAGE PCT 004	178	146	0	32	132	115	114	0	173		
0023 DU PAGE PCT 005	192	156	0	36	147	122	129	0	178		
0024 DU PAGE PCT 006	220	194	0	26	172	155	158	0	175		
0026 DU PAGE PCT 008	217	172	0	45	171	122	130	0	228		
0027 DU PAGE PCT 009	142	125	0	17	114	91	94	0	127		
0028 DU PAGE PCT 010	267	225	0	42	216	158	169	0	258		
0029 DU PAGE PCT 011	219	185	0	34	185	138	144	0	190		
0030 DU PAGE PCT 012	215	174	0	41	160	145	142	0	198		
0031 DU PAGE PCT 013	177	157	0	20	137	120	109	0	165		
0032 DU PAGE PCT 014	243	203	0	40	184	155	138	0	252		
0033 DU PAGE PCT 015	247	205	0	42	181	167	156	0	237		
0034 DU PAGE PCT 016	230	188	0	42	168	137	138	0	247		
0035 DU PAGE PCT 017	225	184	0	41	179	143	146	0	207		
0036 DU PAGE PCT 018	197	168	0	29	157	130	131	0	173		
0037 DU PAGE PCT 019	182	154	0	28	136	121	113	0	176		
0038 DU PAGE PCT 020	139	117	0	22	111	91	85	0	130		
0039 DU PAGE PCT 021	190	158	0	32	142	116	113	0	199		
0040 DU PAGE PCT 022	213	177	0	36	156	147	132	0	204		
0041 DU PAGE PCT 023	204	174	0	30	156	131	123	0	202		
0042 DU PAGE PCT 024	211	170	0	41	160	127	128	0	218		
0043 DU PAGE PCT 025	181	153	0	28	136	101	107	0	199		
0044 DU PAGE PCT 026	160	133	0	27	119	105	98	0	158		
0045 DU PAGE PCT 027	180	146	0	34	136	101	100	0	203		
0046 DU PAGE PCT 028	152	133	0	19	115	86	89	0	166		
0047 DU PAGE PCT 029	192	162	0	30	140	120	116	0	200		
0048 DU PAGE PCT 030	161	134	0	27	124	77	79	0	203		
0049 DU PAGE PCT 031	102	87	0	15	72	64	67	0	103		
0286 WHEATLAND PCT 019	163	134	0	29	134	111	108	0	136		
0289 WHEATLAND PCT 022	209	170	0	39	148	143	140	0	196		
0293 WHEATLAND PCT 026	0	0	0	0	0	0	0	0	0		
0294 WHEATLAND PCT 027	169	142	0	27	128	116	119	0	144		
0305 WHEATLAND PCT 038	124	104	0	20	96	75	77	0	124		

I, the undersigned do hereby certify that on April 25, 2023, I canvassed the returns of an election held on April 4, 2023 for **BOLINGBROOK PARK DISTRICT**, and I proclaim that a total of **5,901** voters requested and received ballots and I do further certify the number of votes received for each candidate for this office, **and the winners are denoted with an asterisk next to his or her name.**

I further certify that the above is a true and complete Abstract of Votes and was prepared in my presence on April 25, 2023.

Lauren Staley Ferry

Lauren Staley Ferry, County Clerk
The County of Will, Illinois

	VOTES	PERCENT		VOTES	PERCENT
01 = BALLOTS CAST	1,306		BRAIDWOOD PARK COMMISSIONER		
			VOTE FOR NOT MORE THAN 2		
			02 = SCOTT K. HOWARD*	851	55.19
			03 = ROBERT GRIVETTI, JR.*	691	44.81
			04 = OVER VOTES	0	
			05 = UNDER VOTES	1,070	

	01	02	03	04	05

0239 REED PCT 001	422	272	224	0	348
0240 REED PCT 002	495	319	282	0	389
0241 REED PCT 003	389	260	185	0	333

I, the undersigned do hereby certify that on April 25, 2023, I canvassed the returns of an election held on April 4, 2023 for **BRAIDWOOD PARK DISTRICT**, and I proclaim that a total of **1,306** voters requested and received ballots and I do further certify the number of votes received for each candidate for this office, **and the winners are denoted with an asterisk next to his or her name.**

I further certify that the above is a true and complete Abstract of Votes and was prepared in my presence on April 25, 2023.



Lauren Staley Ferry, County Clerk
The County of Will, Illinois

	VOTES	PERCENT		VOTES	PERCENT
01 = BALLOTS CAST	1,732		CHANNAHON PARK COMMISSIONER		
			VOTE FOR NOT MORE THAN 1		
			02 = MICHAEL D. GELDEAN	563	37.02
			03 = ARTHUR "ART" SCACCIA*	958	62.98
			04 = OVER VOTES	5	
			05 = UNDER VOTES	206	

	01	02	03	04	05

0001 CHANNAHON PCT 001	189	63	81	0	45
0002 CHANNAHON PCT 002	388	144	204	2	38
0003 CHANNAHON PCT 003	358	108	211	1	38
0004 CHANNAHON PCT 004	329	87	220	1	21
0005 CHANNAHON PCT 005	244	89	117	0	38
0244 TROY PCT 003	224	72	125	1	26

I, the undersigned do hereby certify that on April 25, 2023, I canvassed the returns of an election held on April 4, 2023 for **CHANNAHON PARK DISTRICT**, and I proclaim that a total of **2,119** voters requested and received ballots and I do further certify the number of votes received for each candidate for this office, **and the winners are denoted with an asterisk next to his or her name.**

I further certify that the above is a true and complete Abstract of Votes and was prepared in my presence on April 25, 2023.

Lauren Staley Ferry

Lauren Staley Ferry, County Clerk
The County of Will, Illinois

Canvass Results Report

Election Day

Run Time 10:42 AM

Run Date 04/19/2023

Grundy County, Illinois

Consolidated Election

4/4/2023

Page 87

Official Results

Registered Voters

5342 of 34513 = 15.48%

Precincts Reporting

40 of 40 = 100.00%

FOR CHANNAHON PARK COMMISSIONER - (VOTE FOR ONE)

Precinct	MICHAEL D. GELDEAN	ARTHUR "ART" SCACCIA	Cast Votes	Undervotes	Overvotes	Unresolved write-in votes	Election Day Ballots Cast	Early-Grace Ballots Cast	Vote By Mail Ballots Cast	Total Ballots Cast	Registered Voters	Turnout Percentage
AUX SABLE 05	32	32	64	6	0	0	27	12	31	70	456	15.35%
AUX SABLE 06	101	137	238	40	0	0	135	17	126	278	1,831	15.18%
AUX SABLE 07	15	17	32	7	0	0	20	4	15	39	470	8.30%
Totals	148	186	334	53	0	0	182	33	172	387	2,757	14.04%

RUN DATE: 04/19/23 09:22 AM

	VOTES	PERCENT		VOTES	PERCENT
01 = BALLOTS CAST	596		CRETE PARK COMMISSIONER		
			VOTE FOR NOT MORE THAN 2		
			02 = JENNIFER SMITH*	457	51.76
			03 = SHEILA EINHORN*	426	48.24
			04 = OVER VOTES	0	
			05 = UNDER VOTES	309	

	01	02	03	04	05

0006 CRETE PCT 001	0	0	0	0	0
0008 CRETE PCT 003	6	4	4	0	4
0009 CRETE PCT 004	111	87	87	0	48
0010 CRETE PCT 005	84	65	57	0	46
0011 CRETE PCT 006	60	46	33	0	41
0013 CRETE PCT 008	198	143	137	0	116
0014 CRETE PCT 009	131	107	105	0	50
0016 CRETE PCT 011	6	5	3	0	4

I, the undersigned do hereby certify that on April 25, 2023, I canvassed the returns of an election held on April 4, 2023 for **CRETE PARK DISTRICT**, and I proclaim that a total of **596** voters requested and received ballots and I do further certify the number of votes received for each candidate for this office, **and the winners are denoted with an asterisk next to his or her name.**

I further certify that the above is a true and complete Abstract of Votes and was prepared in my presence on April 25, 2023.

Lauren Staley Ferry

Lauren Staley Ferry, County Clerk
The County of Will, Illinois

RUN DATE:04/19/23 09:22 AM

CONSOLIDATED ELECTION
APRIL 4, 2023

	VOTES	PERCENT		VOTES	PERCENT
01 = BALLOTS CAST	594		CRETE RURAL PARK COMMISSIONER FULL		
CRETE RURAL PARK COMMISSIONER UNEXP 2YR			VOTE FOR NOT MORE THAN 2		
VOTE FOR NOT MORE THAN 1			05 = RON MAHONEY*	414	48.59
02 = RANDALL W DUNLAP*	508	100.00	06 = SHARON MAHONEY*	438	51.41
03 = OVER VOTES	0		07 = OVER VOTES	0	
04 = UNDER VOTES	86		08 = UNDER VOTES	336	

	01	02	03	04	05	06	07	08
0006 CRETE PCT 001	92	80	0	12	57	58	0	69
0010 CRETE PCT 005	1	1	0	0	1	1	0	0
0011 CRETE PCT 006	86	73	0	13	64	69	0	39
0012 CRETE PCT 007	108	93	0	15	76	89	0	51
0013 CRETE PCT 008	12	9	0	3	7	7	0	10
0014 CRETE PCT 009	0	0	0	0	0	0	0	0
0015 CRETE PCT 010	76	62	0	14	45	54	0	53
0016 CRETE PCT 011	100	88	0	12	73	69	0	58
0017 CRETE PCT 012	119	102	0	17	91	91	0	56

I, the undersigned do hereby certify that on April 25, 2023, I canvassed the returns of an election held on April 4, 2023 for **CRETE RURAL PARK DISTRICT**, and I proclaim that a total of **594** voters requested and received ballots and I do further certify the number of votes received for each candidate for this office, **and the winners are denoted with an asterisk next to his or her name.**

I further certify that the above is a true and complete Abstract of Votes and was prepared in my presence on April 25, 2023.

Lauren Staley Ferry

Lauren Staley Ferry, County Clerk
The County of Will, Illinois

ABSTRACT OF VOTES

RUN DATE: 04/19/23 09:22 AM

CONSOLIDATED ELECTION
APRIL 4, 2023

OFFICIAL RESULTS

	VOTES	PERCENT		VOTES	PERCENT
01 = BALLOTS CAST	1,065		FOX VALLEY PARK COMMISSIONER WARD 3		
			VOTE FOR NOT MORE THAN 1		
			02 = ALLAN BROHOLM	832	100.00
			03 = OVER VOTES	0	
			04 = UNDER VOTES	233	

	01	02	03	04	

0298 WHEATLAND PCT 031	167	133	0	34	
0299 WHEATLAND PCT 032	285	221	0	64	
0300 WHEATLAND PCT 033	248	194	0	54	
0301 WHEATLAND PCT 034	230	175	0	55	
0302 WHEATLAND PCT 035	135	109	0	26	

This political subdivision has been canvassed by the election authority in which their principal office is located.

	VOTES	PERCENT		VOTES	PERCENT
01 = BALLOTS CAST	3,331		FRANKFORT PARK COMMISSIONER		
			VOTE FOR NOT MORE THAN 2		
			02 = THOMAS BARZ*	2,276	52.27
			03 = ELMER GENTRY*	2,078	47.73
			04 = OVER VOTES	0	
			05 = UNDER VOTES	2,308	

	01	02	03	04	05

0067 FRANKFORT PCT 011	269	189	171	0	178
0072 FRANKFORT PCT 016	16	11	9	0	12
0074 FRANKFORT PCT 018	302	206	178	0	220
0077 FRANKFORT PCT 021	541	378	327	0	377
0078 FRANKFORT PCT 022	422	264	286	0	294
0079 FRANKFORT PCT 023	324	216	202	0	230
0080 FRANKFORT PCT 024	67	47	39	0	48
0081 FRANKFORT PCT 025	480	344	288	0	328
0082 FRANKFORT PCT 026	355	236	221	0	253
0083 FRANKFORT PCT 027	296	201	183	0	208
0084 FRANKFORT PCT 028	247	177	167	0	150
0085 GREEN GARDEN PCT 001	12	7	7	0	10
0174 MONEE PCT 001	0	0	0	0	0

I, the undersigned do hereby certify that on April 25, 2023, I canvassed the returns of an election held on April 4, 2023 for **FRANKFORTPARK DISTRICT**, and I proclaim that a total of **3,331** voters requested and received ballots and I do further certify the number of votes received for each candidate for this office, **and the winners are denoted with an asterisk next to his or her name.**

I further certify that the above is a true and complete Abstract of Votes and was prepared in my presence on April 25, 2023.

Lauren Staley Ferry

Lauren Staley Ferry, County Clerk
The County of Will, Illinois

RUN DATE: 04/19/23 09:22 AM

CONSOLIDATED ELECTION
APRIL 4, 2023

	VOTES	PERCENT							VOTES	PERCENT
01 = BALLOTS CAST	1,699		FRANKFORT SQUARE PARK COMMISSIONER							
			VOTE FOR NOT MORE THAN 3							
								02 = PHILLIP CHERRY*	1,099 34.81	
								03 = CRAIG MAKSYMIAK*	1,029 32.59	
								04 = RYAN HOLLEY*	1,029 32.59	
								05 = OVER VOTES	0	
								06 = UNDER VOTES	1,940	

			01	02	03	04	05	06		

0059 FRANKFORT PCT 003	193	116	113	107	0	243				
0060 FRANKFORT PCT 004	0	0	0	0	0	0				
0065 FRANKFORT PCT 009	186	126	124	113	0	195				
0066 FRANKFORT PCT 010	181	126	125	125	0	167				
0070 FRANKFORT PCT 014	163	114	98	114	0	163				
0071 FRANKFORT PCT 015	203	146	133	123	0	207				
0072 FRANKFORT PCT 016	228	125	120	140	0	299				
0075 FRANKFORT PCT 019	215	133	139	118	0	255				
0076 FRANKFORT PCT 020	220	143	121	129	0	267				
0078 FRANKFORT PCT 022	0	0	0	0	0	0				
0080 FRANKFORT PCT 024	110	70	56	60	0	144				

I, the undersigned do hereby certify that on April 25, 2023, I canvassed the returns of an election held on April 4, 2023 for **FRANKFORT SQUARE PARK DISTRICT**, and I proclaim that a total of **1,785** voters requested and received ballots and I do further certify the number of votes received for each candidate for this office, **and the winners are denoted with an asterisk next to his or her name.**

I further certify that the above is a true and complete Abstract of Votes and was prepared in my presence on April 25, 2023.

Lauren Staley Ferry

Lauren Staley Ferry, County Clerk
The County of Will, Illinois

1 Cmsnr., Frankfort Square Park District, 4yr.							
		Registered Voters	Voters Cast	Turnout (%)	NON - Phillip Cherry	NON - Craig Maksymiak	NON - Ryan Holley
9000001	Total	5	0	0.00%			
9000007	Total	576	86	14.93%	70	62	65
Contest Total		581	86	14.80%	70	62	65


	VOTES	PERCENT					VOTES	PERCENT
01 = BALLOTS CAST	63		GODLEY PARK COMMISSIONER					
			VOTE FOR NOT MORE THAN 2					
						02 = BONNIE DeMARSE	25 28.09	
						03 = EDNA ALTON*	26 29.21	
						04 = DARRELL R. SCHOTT*	38 42.70	
						05 = OVER VOTES	0	
						06 = UNDER VOTES	37	

	01	02	03	04	05	06		

0241 REED PCT 003	63	25	26	38	0	37		

I, the undersigned do hereby certify that on April 25, 2023, I canvassed the returns of an election held on April 4, 2023 for **GODLEY PARK DISTRICT**, and I proclaim that a total of **73** voters requested and received ballots and I do further certify the number of votes received for each candidate for this office, **and the winners are denoted with an asterisk next to his or her name.**

I further certify that the above is a true and complete Abstract of Votes and was prepared in my presence on April 25, 2023.



 Lauren Staley Ferry, County Clerk
 The County of Will, Illinois

Canvass Results Report

Election Day

Run Time 10:42 AM
Run Date 04/19/2023

Grundy County, Illinois

Consolidated Election

4/4/2023
Page 89

Official Results

Registered Voters
5342 of 34513 = 15.48%
Precincts Reporting
40 of 40 = 100.00%

FOR GODLEY PARK COMMISSIONER - (VOTE FOR NOT MORE THAN TWO)

Precinct	BONNIE DEMARSE	EDNA ALTON	DARRELL R. SCHOTT	Cast Votes	Undervotes	Overvotes	Unresolved write-in votes	Election Day Ballots Cast	Early-Grace Ballots Cast	Vote By Mail Ballots Cast	Total Ballots Cast	Registered Voters	Turnout Percentage
BRACEVILLE 02	7	8	2	17	3	0	0	8	0	2	10	24	41.67%
Totals	7	8	2	17	3	0	0	8	0	2	10	24	41.67%

	VOTES PERCENT						VOTES PERCENT		
01 = BALLOTS CAST	12,336						JOLIET PARK COMMISSIONER		
							VOTE FOR NOT MORE THAN 2		
							02 = RICHARD (RICO) RAASCH*	7,138	49.53
							03 = ERIC PEREZ*	6,935	48.12
							04 = WRITE-IN	339	2.35
							05 = OVER VOTES	2	
							06 = UNDER VOTES	10,256	
	01	02	03	04	05	06			
0106 JACKSON PCT 001	34	15	20	1	0	32			
0108 JOLIET PCT 001	232	136	146	3	0	179			
0109 JOLIET PCT 002	337	215	176	7	0	276			
0110 JOLIET PCT 003	267	182	139	5	0	208			
0111 JOLIET PCT 004	212	108	126	3	1	185			
0112 JOLIET PCT 005	140	71	91	2	0	116			
0113 JOLIET PCT 006	170	72	130	1	0	137			
0114 JOLIET PCT 007	222	118	134	7	0	185			
0115 JOLIET PCT 008	200	120	106	5	0	169			
0116 JOLIET PCT 009	323	186	186	10	0	264			
0117 JOLIET PCT 010	363	207	187	10	0	322			
0118 JOLIET PCT 011	305	178	170	5	0	257			
0119 JOLIET PCT 012	168	79	107	3	0	147			
0120 JOLIET PCT 013	172	68	131	2	0	143			
0121 JOLIET PCT 014	197	80	163	1	0	150			
0122 JOLIET PCT 015	127	65	85	0	0	104			
0123 JOLIET PCT 016	221	138	135	3	0	166			
0124 JOLIET PCT 017	429	286	207	12	0	353			
0125 JOLIET PCT 018	653	422	283	29	0	572			
0126 JOLIET PCT 019	363	197	186	22	0	321			
0127 JOLIET PCT 020	430	269	198	19	0	374			
0128 JOLIET PCT 021	137	79	67	14	0	114			
0129 JOLIET PCT 022	185	98	94	8	0	170			
0130 JOLIET PCT 023	154	77	87	4	0	140			
0131 JOLIET PCT 024	144	81	84	0	0	123			
0132 JOLIET PCT 025	251	145	151	2	0	204			
0133 JOLIET PCT 026	244	132	137	13	0	206			
0134 JOLIET PCT 027	141	65	81	9	0	127			
0135 JOLIET PCT 028	145	62	95	1	0	132			
0136 JOLIET PCT 029	169	93	113	0	0	132			
0137 JOLIET PCT 030	122	78	76	0	0	90			
0138 JOLIET PCT 031	248	135	154	11	0	196			
0139 JOLIET PCT 032	155	77	99	0	0	134			
0140 JOLIET PCT 033	135	82	82	3	0	103			
0141 JOLIET PCT 034	188	92	134	2	0	148			
0142 JOLIET PCT 035	219	141	140	6	0	151			
0143 JOLIET PCT 036	120	71	83	2	0	84			
0144 JOLIET PCT 037	123	82	81	3	0	80			
0182 NEW LENOX PCT 001	0	0	0	0	0	0			
0183 NEW LENOX PCT 002	0	0	0	0	0	0			
0242 TROY PCT 001	308	163	184	8	0	261			
0243 TROY PCT 002	170	77	104	3	0	156			
0244 TROY PCT 003	0	0	0	0	0	0			
0245 TROY PCT 004	286	178	165	7	0	222			
0246 TROY PCT 005	334	222	180	10	0	256			
0247 TROY PCT 006	7	5	5	0	0	4			
0249 TROY PCT 008	479	321	233	18	0	386			
0250 TROY PCT 009	303	183	162	7	0	254			
0252 TROY PCT 011	610	380	264	19	0	557			
0253 TROY PCT 012	322	201	156	8	0	279			
0257 TROY PCT 016	542	334	291	20	1	437			
0259 TROY PCT 018	274	142	172	6	0	228			

	VOTES	PERCENT		VOTES	PERCENT	
01 = BALLOTS CAST	12,336		JOLIET PARK COMMISSIONER			
			VOTE FOR NOT MORE THAN 2			
			02 = RICHARD (RICO) RAASCH*	7,138	49.53	
			03 = ERIC PEREZ*	6,935	48.12	
			04 = WRITE-IN	339	2.35	
			05 = OVER VOTES	2		
			06 = UNDER VOTES	10,256		
(CONTINUED FROM PREVIOUS PAGE)						
	01	02	03	04	05	06
0260 TROY PCT 019	256	130	155	5	0	222

I, the undersigned do hereby certify that on April 25, 2023, I canvassed the returns of an election held on April 4, 2023 for **JOLIET PARK DISTRICT**, and I proclaim that a total of **12,700** voters requested and received ballots and I do further certify the number of votes received for each candidate for this office, **and the winners are denoted with an asterisk next to his or her name.**

I further certify that the above is a true and complete Abstract of Votes and was prepared in my presence on April 25, 2023.

Lauren Staley Ferry

Lauren Staley Ferry, County Clerk
The County of Will, Illinois

RUN DATE:04/18/23 02:33 PM

APRIL 4, 2023

KENDALL COUNTY, ILLINOIS

REPORT-EL86

PAGE 028

WITH 5 OF 5 PRECINCTS REPORTING

VOTES PERCENT

VOTES PERCENT

01 = BALLOTS CAST

364

JOLIET PARK COMMISSIONER

VOTE FOR 2

02 = RICHARD (RICO) RAASCH

230 55.02

03 = ERIC PEREZ

188 44.98

04 = OVER VOTES

0

05 = UNDER VOTES

310

	01	02	03	04	05
0068 NA AU SAY 1	3	3	1	0	2
0069 NA AU SAY 2	4	1	0	0	7
0073 NA AU SAY 6	0	0	0	0	0
0077 SEWARD 2	176	110	99	0	143
0078 SEWARD 3	181	116	88	0	158

0068 NA AU SAY 1
 0069 NA AU SAY 2
 0073 NA AU SAY 6
 0077 SEWARD 2
 0078 SEWARD 3

ABSTRACT OF VOTES

RUN DATE: 04/19/23 09:22 AM

CONSOLIDATED ELECTION
APRIL 4, 2023

OFFICIAL RESULTS

	VOTES	PERCENT		VOTES	PERCENT
01 = BALLOTS CAST	10		LEMONT PARK COMMISSIONER FULL		
LEMONT PARK COMMISSIONER UNEXP 2YR			VOTE FOR NOT MORE THAN 1	7	100.00
VOTE FOR NOT MORE THAN 1			05 = WILLIAM "BILL" McADAM	0	
02 = STEVEN RICHMOND	7	100.00	06 = OVER VOTES	3	
03 = OVER VOTES	0		07 = UNDER VOTES		
04 = UNDER VOTES	3				

	01	02	03	04	05	06	07
0051 DU PAGE PCT 033	2	0	0	2	0	0	2
0087 HOMER PCT 001	8	7	0	1	7	0	1

This political subdivision has been canvassed by the election authority in which their principal office is located.

RUN DATE: 04/19/23 09:22 AM

CONSOLIDATED ELECTION
APRIL 4, 2023

	VOTES	PERCENT				VOTES	PERCENT
01 = BALLOTS CAST	5,729		LOCKPORT TOWNSHIP PARK COMMISSIONER				
			VOTE FOR NOT MORE THAN 2				
					02 = DON BAUER*	4,169	54.78
					03 = PAUL NOBIS*	3,441	45.22
					04 = OVER VOTES	0	
					05 = UNDER VOTES	3,848	

	01	02	03	04	05		

0087 HOMER PCT 001	36	30	18	0	24		
0099 HOMER PCT 013	132	91	82	0	91		
0100 HOMER PCT 014	89	51	42	0	85		
0101 HOMER PCT 015	242	156	134	0	194		
0102 HOMER PCT 016	234	166	118	0	184		
0104 HOMER PCT 018	249	183	157	0	158		
0105 HOMER PCT 019	111	63	62	0	97		
0145 LOCKPORT PCT 001	436	347	293	0	232		
0146 LOCKPORT PCT 002	119	75	70	0	93		
0147 LOCKPORT PCT 003	101	68	55	0	79		
0148 LOCKPORT PCT 004	98	75	62	0	59		
0149 LOCKPORT PCT 005	229	159	128	0	171		
0150 LOCKPORT PCT 006	85	69	50	0	51		
0151 LOCKPORT PCT 007	108	80	80	0	56		
0152 LOCKPORT PCT 008	54	48	39	0	21		
0153 LOCKPORT PCT 009	263	219	183	0	124		
0154 LOCKPORT PCT 010	243	175	140	0	171		
0155 LOCKPORT PCT 011	308	201	146	0	269		
0156 LOCKPORT PCT 012	266	175	137	0	220		
0157 LOCKPORT PCT 013	385	318	292	0	160		
0158 LOCKPORT PCT 014	130	91	88	0	81		
0159 LOCKPORT PCT 015	94	68	64	0	56		
0160 LOCKPORT PCT 016	248	192	151	0	153		
0161 LOCKPORT PCT 017	436	282	188	0	402		
0162 LOCKPORT PCT 018	168	122	96	0	118		
0163 LOCKPORT PCT 019	272	226	196	0	122		
0164 LOCKPORT PCT 020	183	138	108	0	120		
0165 LOCKPORT PCT 021	136	109	89	0	74		
0166 LOCKPORT PCT 022	113	78	69	0	79		
0167 LOCKPORT PCT 023	101	71	67	0	64		
0168 LOCKPORT PCT 024	60	43	37	0	40		

I, the undersigned do hereby certify that on April 25, 2023, I canvassed the returns of an election held on April 4, 2023 for **LOCKPORT TOWNSHIP PARK DISTRICT**, and I proclaim that a total of **5,729** voters requested and received ballots and I do further certify the number of votes received for each candidate for this office, **and the winners are denoted with an asterisk next to his or her name.**

I further certify that the above is a true and complete Abstract of Votes and was prepared in my presence on April 25, 2023.

Lauren Staley Ferry

Lauren Staley Ferry, County Clerk
The County of Will, Illinois

	VOTES	PERCENT				VOTES	PERCENT
01 = BALLOTS CAST	1,129		MANHATTAN PARK COMMISSIONER				
			VOTE FOR NOT MORE THAN 2				
					02 = EDWARD LUDWIG*	730	48.60
					03 = KRISTY BYERS*	772	51.40
					04 = OVER VOTES	0	
					05 = UNDER VOTES	756	

	01	02	03	04	05		

0169 MANHATTAN PCT 001	234	142	156	0	170		
0170 MANHATTAN PCT 002	293	192	207	0	187		
0171 MANHATTAN PCT 003	168	118	115	0	103		
0172 MANHATTAN PCT 004	224	139	155	0	154		
0173 MANHATTAN PCT 005	209	138	138	0	142		
0310 WILTON PCT 001	1	1	1	0	0		

I, the undersigned do hereby certify that on April 25, 2023, I canvassed the returns of an election held on April 4, 2023 for **MANHATTAN PARK DISTRICT**, and I proclaim that a total of **1,129** voters requested and received ballots and I do further certify the number of votes received for each candidate for this office, **and the winners are denoted with an asterisk next to his or her name.**

I further certify that the above is a true and complete Abstract of Votes and was prepared in my presence on April 25, 2023.

Lauren Staley Ferry, County Clerk
The County of Will, Illinois

RUN DATE: 04/19/23 09:22 AM

CONSOLIDATED ELECTION
APRIL 4, 2023

		VOTES PERCENT		MOKENA COMMUNITY PARK COMMISSIONER								VOTES PERCENT	
01 = BALLOTS CAST		2,718		VOTE FOR NOT MORE THAN 4								1,380	19.15
				02 = MICHAEL GANDY*								1,367	18.97
				03 = ISRAEL J. SMITH								1,555	21.58
				04 = KATHRYN O'CONNOR*								1,455	20.19
				05 = STEVEN M. JACOBSON*								1,450	20.12
				06 = DANIEL C. GILBERT*								1	
				07 = OVER VOTES								3,661	
				08 = UNDER VOTES									
				01	02	03	04	05	06	07	08		
0057	FRANKFORT PCT 001	299	172	133	194	173	189	0	335				
0058	FRANKFORT PCT 002	217	105	98	127	113	109	1	312				
0059	FRANKFORT PCT 003	37	19	15	22	22	18	0	52				
0060	FRANKFORT PCT 004	134	73	57	75	76	77	0	178				
0061	FRANKFORT PCT 005	276	136	154	148	133	137	0	396				
0062	FRANKFORT PCT 006	233	97	141	122	108	106	0	358				
0063	FRANKFORT PCT 007	193	80	106	105	98	93	0	290				
0064	FRANKFORT PCT 008	129	69	50	81	80	78	0	158				
0068	FRANKFORT PCT 012	217	107	111	130	124	113	0	283				
0069	FRANKFORT PCT 013	190	114	109	130	96	109	0	202				
0073	FRANKFORT PCT 017	345	160	166	168	166	170	0	550				
0074	FRANKFORT PCT 018	57	34	26	29	39	32	0	68				
0187	NEW LENOX PCT 006	65	33	42	38	31	38	0	78				
0188	NEW LENOX PCT 007	235	133	118	132	142	128	0	287				
0189	NEW LENOX PCT 008	91	48	41	54	54	53	0	114				

I, the undersigned do hereby certify that on April 25, 2023, I canvassed the returns of an election held on April 4, 2023 for **MOKENA COMMUNITY PARK DISTRICT**, and I proclaim that a total of **2,718** voters requested and received ballots and I do further certify the number of votes received for each candidate for this office, **and the winners are denoted with an asterisk next to his or her name.**

I further certify that the above is a true and complete Abstract of Votes and was prepared in my presence on April 25, 2023.



Lauren Staley Ferry, County Clerk
The County of Will, Illinois

RUN DATE:04/19/23 09:22 AM

CONSOLIDATED ELECTION
APRIL 4, 2023

	VOTES PERCENT		NAPERVILLE PARK COMMISSIONER					VOTES PERCENT	
01 = BALLOTS CAST	10,331		VOTE FOR NOT MORE THAN 3						
			02 = CHRISTOPHER JACKS					5,456 27.12	
			03 = JOHN RISVOLD					5,123 25.46	
			04 = RICH JANOR					5,695 28.31	
			05 = MAHBOUBE "MICHELLE" HAGHIGHI					3,846 19.12	
			06 = OVER VOTES					3	
			07 = UNDER VOTES					10,864	

	01	02	03	04	05	06	07		

0019 DU PAGE PCT 001	506	254	257	278	209	0	520		
0020 DU PAGE PCT 002	476	212	271	238	218	0	489		
0021 DU PAGE PCT 003	452	239	250	259	153	0	455		
0025 DU PAGE PCT 007	459	242	253	248	172	1	459		
0269 WHEATLAND PCT 002	908	571	499	574	307	1	770		
0270 WHEATLAND PCT 003	462	236	197	233	152	0	568		
0271 WHEATLAND PCT 004	337	165	180	158	163	1	342		
0272 WHEATLAND PCT 005	476	221	219	239	181	0	568		
0273 WHEATLAND PCT 006	226	122	131	123	86	0	216		
0274 WHEATLAND PCT 007	390	221	190	239	123	0	397		
0275 WHEATLAND PCT 008	486	231	261	258	197	0	511		
0276 WHEATLAND PCT 009	488	249	258	246	242	0	469		
0277 WHEATLAND PCT 010	419	232	187	264	126	0	448		
0278 WHEATLAND PCT 011	453	251	216	234	176	0	482		
0279 WHEATLAND PCT 012	408	218	180	225	139	0	462		
0280 WHEATLAND PCT 013	209	96	87	95	77	0	272		
0281 WHEATLAND PCT 014	545	286	238	307	193	0	611		
0282 WHEATLAND PCT 015	425	219	202	230	152	0	472		
0284 WHEATLAND PCT 017	267	148	131	160	111	0	251		
0285 WHEATLAND PCT 018	430	215	229	225	165	0	456		
0287 WHEATLAND PCT 020	330	211	146	206	90	0	337		
0288 WHEATLAND PCT 021	364	211	180	227	116	0	358		
0291 WHEATLAND PCT 024	496	269	219	280	165	0	555		
0304 WHEATLAND PCT 037	319	137	142	149	133	0	396		

This political subdivision has been canvassed by the election authority in which their principal office is located.

RUN DATE: 04/19/23 09:22 AM

CONSOLIDATED ELECTION
APRIL 4, 2023

	VOTES	PERCENT					VOTES	PERCENT
01 = BALLOTS CAST	4,303		NEW LENOX COMMUNITY PARK COMMISSIONER					
			VOTE FOR NOT MORE THAN 3					
						02 = GARRY KRAEMER*	2,727 31.69	
						03 = DALE LARSON*	2,919 33.92	
						04 = BRIAN FISCHER*	2,959 34.39	
						05 = OVER VOTES	0	
						06 = UNDER VOTES	4,304	

	01	02	03	04	05	06		

0102 HOMER PCT 016	31	26	22	23	0	22		
0182 NEW LENOX PCT 001	199	93	111	106	0	287		
0183 NEW LENOX PCT 002	237	153	171	167	0	220		
0184 NEW LENOX PCT 003	211	107	135	132	0	259		
0185 NEW LENOX PCT 004	157	98	105	122	0	146		
0186 NEW LENOX PCT 005	191	122	135	138	0	178		
0187 NEW LENOX PCT 006	124	87	92	83	0	110		
0189 NEW LENOX PCT 008	109	73	80	72	0	102		
0190 NEW LENOX PCT 009	150	88	94	97	0	171		
0191 NEW LENOX PCT 010	297	206	225	225	0	235		
0192 NEW LENOX PCT 011	328	217	227	231	0	309		
0193 NEW LENOX PCT 012	193	126	136	142	0	175		
0194 NEW LENOX PCT 013	265	194	192	183	0	226		
0195 NEW LENOX PCT 014	282	180	187	194	0	285		
0196 NEW LENOX PCT 015	249	151	158	164	0	274		
0197 NEW LENOX PCT 016	227	150	157	160	0	214		
0198 NEW LENOX PCT 017	246	162	170	187	0	219		
0199 NEW LENOX PCT 018	206	138	144	149	0	187		
0200 NEW LENOX PCT 019	274	148	156	158	0	360		
0201 NEW LENOX PCT 020	327	208	222	226	0	325		

I, the undersigned do hereby certify that on April 25, 2023, I canvassed the returns of an election held on April 4, 2023 for **NEW LENOX COMMUNITY PARK DISTRICT**, and I proclaim that a total of **4,303** voters requested and received ballots and I do further certify the number of votes received for each candidate for this office, **and the winners are denoted with an asterisk next to his or her name.**

I further certify that the above is a true and complete Abstract of Votes and was prepared in my presence on April 25, 2023.

Lauren Staley Ferry

Lauren Staley Ferry, County Clerk
The County of Will, Illinois

ABSTRACT OF VOTES

RUN DATE: 04/19/23 09:22 AM

CONSOLIDATED ELECTION
APRIL 4, 2023

OFFICIAL RESULTS

	VOTES	PERCENT		VOTES	PERCENT
01 = BALLOTS CAST	63		OSWEGOLAND PARK COMMISSIONER		
			VOTE FOR NOT MORE THAN 2		
			02 = DAVE KRAHN	36	46.15
			03 = DAVID C. BEHRENS	42	53.85
			04 = OVER VOTES	0	
			05 = UNDER VOTES	48	

	01	02	03	04	05

0295 WHEATLAND PCT 028	38	23	29	0	24
0303 WHEATLAND PCT 036	25	13	13	0	24

This political subdivision has been canvassed by the election authority in which their principal office is located.

	VOTES	PERCENT					VOTES	PERCENT
01 = BALLOTS CAST	580		PEOTONE PARK COMMISSIONER					
			VOTE FOR NOT MORE THAN 3					
						02 = AIMEE SAARI*	354 33.24	
						03 = SHAUN ZIEMS*	302 28.36	
						04 = LINDSEY SCHWIESOW*	409 38.40	
						05 = OVER VOTES	0	
						06 = UNDER VOTES	675	

	01	02	03	04	05	06		

0202 PEOTONE PCT 001	239	140	117	168	0	292		
0203 PEOTONE PCT 002	255	157	138	187	0	283		
0306 WILL PCT 001	86	57	47	54	0	100		

I, the undersigned do hereby certify that on April 25, 2023, I canvassed the returns of an election held on April 4, 2023 for **PEOTONE PARK DISTRICT**, and I proclaim that a total of **580** voters requested and received ballots and I do further certify the number of votes received for each candidate for this office, **and the winners are denoted with an asterisk next to his or her name.**

I further certify that the above is a true and complete Abstract of Votes and was prepared in my presence on April 25, 2023.

Lauren Staley Ferry

Lauren Staley Ferry, County Clerk
The County of Will, Illinois

	VOTES	PERCENT	PLAINFIELD PARK COMMISSIONER FULL								VOTES	PERCENT
01 = BALLOTS CAST	7,488		VOTE FOR NOT MORE THAN 3									
PLAINFIELD PARK COMMISSIONER UNEXP 2YR											3,768	28.55
VOTE FOR NOT MORE THAN 1											4,805	36.40
02 = BILL THOMAN*	6,159	100.00									4,523	34.27
03 = OVER VOTES	0										103	.78
04 = UNDER VOTES	1,329										10	
											9,235	
			01	02	03	04	05	06	07	08	09	10
0204 PLAINFIELD PCT 001	167	140	0	27	91	109	100	100	0	0	0	201
0205 PLAINFIELD PCT 002	162	130	0	32	86	106	92	92	1	0	0	201
0206 PLAINFIELD PCT 003	197	156	0	41	100	131	123	8	8	0	0	229
0207 PLAINFIELD PCT 004	64	53	0	11	40	37	36	0	0	1	1	76
0208 PLAINFIELD PCT 005	78	73	0	5	51	56	52	2	2	0	0	73
0209 PLAINFIELD PCT 006	41	32	0	9	20	30	26	0	0	0	0	47
0210 PLAINFIELD PCT 007	80	76	0	4	47	53	59	0	0	0	0	81
0211 PLAINFIELD PCT 008	189	159	0	30	110	124	113	2	2	0	0	218
0212 PLAINFIELD PCT 009	258	201	0	57	123	166	148	3	3	0	0	334
0213 PLAINFIELD PCT 010	275	210	0	65	132	159	166	5	5	0	0	363
0214 PLAINFIELD PCT 011	27	24	0	3	15	18	20	1	1	0	0	27
0215 PLAINFIELD PCT 012	73	59	0	14	41	48	46	4	4	0	0	80
0216 PLAINFIELD PCT 013	242	190	0	52	120	155	139	5	5	0	0	307
0217 PLAINFIELD PCT 014	256	214	0	42	143	158	164	3	3	0	0	300
0218 PLAINFIELD PCT 015	296	240	0	56	166	201	183	7	7	0	0	331
0219 PLAINFIELD PCT 016	202	172	0	30	104	144	135	2	2	0	0	221
0220 PLAINFIELD PCT 017	157	132	0	25	84	95	105	1	1	0	0	186
0221 PLAINFIELD PCT 018	172	146	0	26	73	106	115	2	2	1	1	217
0222 PLAINFIELD PCT 019	173	146	0	27	80	113	89	3	3	1	1	231
0223 PLAINFIELD PCT 020	228	176	0	52	83	138	133	3	3	1	1	324
0224 PLAINFIELD PCT 021	216	183	0	33	93	148	119	2	2	0	0	286
0225 PLAINFIELD PCT 022	96	82	0	14	53	68	56	3	3	0	0	108
0226 PLAINFIELD PCT 023	153	134	0	19	78	96	99	2	2	2	2	178
0227 PLAINFIELD PCT 024	241	206	0	35	123	176	155	2	2	0	0	267
0228 PLAINFIELD PCT 025	146	130	0	16	65	98	81	3	3	0	0	191
0229 PLAINFIELD PCT 026	161	138	0	23	76	99	92	6	6	0	0	210
0230 PLAINFIELD PCT 027	115	97	0	18	58	72	63	0	0	0	0	152
0231 PLAINFIELD PCT 028	189	163	0	26	86	115	118	2	2	0	0	246
0232 PLAINFIELD PCT 029	177	151	0	26	102	120	113	2	2	0	0	194
0233 PLAINFIELD PCT 030	206	160	0	46	102	127	125	5	5	1	1	256
0234 PLAINFIELD PCT 031	184	154	0	30	90	110	114	0	0	0	0	238
0235 PLAINFIELD PCT 032	209	176	0	33	95	131	105	0	0	1	1	293
0236 PLAINFIELD PCT 033	394	330	0	64	179	259	237	3	3	0	0	504
0237 PLAINFIELD PCT 034	143	120	0	23	80	92	99	1	1	0	0	157
0238 PLAINFIELD PCT 035	132	111	0	21	64	86	81	1	1	0	0	164
0268 WHEATLAND PCT 001	110	90	0	20	56	69	67	2	2	1	1	133
0283 WHEATLAND PCT 016	51	38	0	13	27	37	34	0	0	0	0	55
0290 WHEATLAND PCT 023	159	134	0	25	83	99	95	2	2	0	0	198
0292 WHEATLAND PCT 025	168	134	0	34	83	102	84	3	3	0	0	232
0293 WHEATLAND PCT 026	161	121	0	40	86	103	103	3	3	0	0	188
0295 WHEATLAND PCT 028	149	116	0	33	65	84	73	1	1	0	0	224
0296 WHEATLAND PCT 029	245	201	0	44	140	158	158	5	5	1	1	271
0297 WHEATLAND PCT 030	260	194	0	66	133	155	156	3	3	0	0	333
0303 WHEATLAND PCT 036	86	67	0	19	42	54	52	0	0	0	0	110

I, the undersigned do hereby certify that on April 25, 2023, I canvassed the returns of an election held on April 4, 2023 for **PLAINFIELD PARK DISTRICT**, and I proclaim that a total of **7,957** voters requested and received ballots and I do further certify the number of votes received for each candidate for this office, **and the winners are denoted with an asterisk next to his or her name.**

I further certify that the above is a true and complete Abstract of Votes and was prepared in my presence on April 25, 2023.

Lauren Staley Ferry

Lauren Staley Ferry, County Clerk
The County of Will, Illinois

RUN DATE:04/18/23 02:33 PM

APRIL 4, 2023
KENDALL COUNTY, ILLINOIS
WITH 5 OF 5 PRECINCTS REPORTING

REPORT-EL86 PAGE 030

01 = BALLOTS CAST
PLAINFIELD PARK COMM-6YR
VOTE FOR 3
02 = NUHIE FAHEEM
03 = DEBRA NARDUCCI
04 = TRACEE STEELE
05 = OVER VOTES
06 = UNDER VOTES

VOTES PERCENT
469
208 27.73
277 36.93
265 35.33
0
657

PLAINFIELD PARK COMM-UNEX.2YR
VOTE FOR 1
07 = BILL THOMAN
08 = OVER VOTES
09 = UNDER VOTES

VOTES PERCENT
373 100.00
0
96

	01	02	03	04	05	06	07	08	09
0069 NA AU SAY 2	122	62	68	74	0	162	101	0	21
0070 NA AU SAY 3	73	28	47	41	0	103	61	0	12
0071 NA AU SAY 4	96	39	59	49	0	141	72	0	24
0072 NA AU SAY 5	69	30	41	35	0	101	52	0	17
0073 NA AU SAY 6	109	49	62	66	0	150	87	0	22

ABSTRACT OF VOTES

RUN DATE: 04/19/23 09:22 AM

CONSOLIDATED ELECTION
APRIL 4, 2023

OFFICIAL RESULTS

	VOTES	PERCENT									VOTES	PERCENT
01 = BALLOTS CAST	15		TINLEY PARK PARK COMMISSIONER									
			VOTE FOR NOT MORE THAN 2									
			02 = BERNARD M. O'BOYLE								5	17.86
			03 = DANIEL FLORES								11	39.29
			04 = ASHLEY RUBINO								2	7.14
			05 = JOSEPH F. JARZABKOWSKI								0	
			06 = JEFFREY A. MECH								10	35.71
			07 = OVER VOTES								0	
			08 = UNDER VOTES								2	

	01	02	03	04	05	06	07	08				
0059 FRANKFORT PCT 003	15	5	11	2	0	10	0	2				

This political subdivision has been canvassed by the election authority in which their principal office is located.

RUN DATE: 04/19/23 09:22 AM

CONSOLIDATED ELECTION
APRIL 4, 2023

	VOTES	PERCENT		VOTES	PERCENT
01 = BALLOTS CAST	326		WILMINGTON PARK COMMISSIONER FULL		
WILMINGTON PARK COMMISSIONER UNEXP 2YR			VOTE FOR NOT MORE THAN 3		
VOTE FOR NOT MORE THAN 1			05 = NORMAN WECK III*	183	42.26
02 = NO CANDIDATE FILED	0		06 = KATHERINE FRANCIS*	250	57.74
03 = OVER VOTES	0		07 = OVER VOTES	0	
04 = UNDER VOTES	326		08 = UNDER VOTES	545	

	01	02	03	04	05	06	07	08
0056 FLORENCE PCT 001	44	0	0	44	17	35	0	80
0267 WESLEY PCT 001	0	0	0	0	0	0	0	0
0307 WILMINGTON PCT 001	99	0	0	99	52	73	0	172
0308 WILMINGTON PCT 002	80	0	0	80	54	63	0	123
0309 WILMINGTON PCT 003	103	0	0	103	60	79	0	170

I, the undersigned do hereby certify that on April 25, 2023, I canvassed the returns of an election held on April 4, 2023 for **WILMINGTON PARK DISTRICT**, and I proclaim that a total of **326** voters requested and received ballots and I do further certify the number of votes received for each candidate for this office, **and the winners are denoted with an asterisk next to his or her name.**

I further certify that the above is a true and complete Abstract of Votes and was prepared in my presence on April 25, 2023.

Lauren Staley Ferry

Lauren Staley Ferry, County Clerk
The County of Will, Illinois

ABSTRACT OF VOTES

RUN DATE: 04/19/23 09:22 AM

CONSOLIDATED ELECTION
APRIL 4, 2023

OFFICIAL RESULTS

	VOTES	PERCENT		VOTES	PERCENT
01 = BALLOTS CAST	0		WOODRIDGE PARK COMMISSIONER		
			VOTE FOR NOT MORE THAN 2		
			02 = JACK C. MAHONEY	0	
			03 = KENNETH A. PERRY	0	
			04 = OVER VOTES	0	
			05 = UNDER VOTES	0	

	01	02	03	04	05

0046 DU PAGE PCT 028	0	0	0	0	0
0051 DU PAGE PCT 033	0	0	0	0	0

<p>This political subdivision has been canvassed by the election authority in which their principal office is located.</p>
--

LIBRARY DISTRICTS



LAUREN STALEY FERRY
WILL COUNTY CLERK

JOLIET, ILLINOIS

ABSTRACT OF VOTES

RUN DATE: 04/19/23 09:22 AM

CONSOLIDATED ELECTION
APRIL 4, 2023

OFFICIAL RESULTS

	VOTES	PERCENT				VOTES	PERCENT
01 = BALLOTS CAST	1,065		AURORA LIBRARY TRUSTEE				
			VOTE FOR NOT MORE THAN 2				
					02 = NO CANDIDATE FILED	0	
					03 = WRITE-IN	128	100.00
					04 = OVER VOTES	0	
					05 = UNDER VOTES	2,002	

	01	02	03	04	05		

0298 WHEATLAND PCT 031	167	0	25	0	309		
0299 WHEATLAND PCT 032	285	0	24	0	546		
0300 WHEATLAND PCT 033	248	0	32	0	464		
0301 WHEATLAND PCT 034	230	0	28	0	432		
0302 WHEATLAND PCT 035	135	0	19	0	251		

This political subdivision has been canvassed by the election authority in which their principal office is located.

	VOTES	PERCENT		VOTES	PERCENT
01 = BALLOTS CAST	1,375		BEECHER LIBRARY TRUSTEE		
			VOTE FOR NOT MORE THAN 2		
			02 = KATHRYN A. CZARNECKI*	877	50.52
			03 = LANCE W. SALLER*	859	49.48
			04 = OVER VOTES	0	
			05 = UNDER VOTES	1,014	

	01	02	03	04	05

0264 WASHINGTON PCT 001	452	309	291	0	304
0265 WASHINGTON PCT 002	487	310	274	0	390
0266 WASHINGTON PCT 003	410	248	280	0	292
0306 WILL PCT 001	26	10	14	0	28

I, the undersigned do hereby certify that on April 25, 2023, I canvassed the returns of an election held on April 4, 2023 for **BEECHER PUBLIC LIBRARY DISTRICT**, and I proclaim that a total of **1,375** voters requested and received ballots and I do further certify the number of votes received for each candidate for this office, **and the winners are denoted with an asterisk next to his or her name.**

I further certify that the above is a true and complete Abstract of Votes and was prepared in my presence on April 25, 2023.



Lauren Staley Ferry, County Clerk
The County of Will, Illinois

	VOTES	PERCENT					VOTES	PERCENT
01 = BALLOTS CAST	1,157		CRETE LIBRARY TRUSTEE					
			VOTE FOR NOT MORE THAN 3					
						02 = JUDI BOEHNER*	869 36.24	
						03 = JACKIE MCKETHEN*	737 30.73	
						04 = TIMOTHY P. BRENNAN*	792 33.03	
						05 = OVER VOTES	0	
						06 = UNDER VOTES	1,073	

	01	02	03	04	05	06		

0006 CRETE PCT 001	48	37	31	34	0	42		
0007 CRETE PCT 002	11	9	7	10	0	7		
0008 CRETE PCT 003	6	5	4	2	0	7		
0009 CRETE PCT 004	111	84	74	82	0	93		
0010 CRETE PCT 005	85	59	58	55	0	83		
0011 CRETE PCT 006	146	110	95	97	0	136		
0012 CRETE PCT 007	108	80	81	78	0	85		
0013 CRETE PCT 008	210	148	110	135	0	237		
0014 CRETE PCT 009	131	112	91	103	0	87		
0015 CRETE PCT 010	76	51	44	45	0	88		
0016 CRETE PCT 011	106	85	64	68	0	101		
0017 CRETE PCT 012	119	89	78	83	0	107		

I, the undersigned do hereby certify that on April 25, 2023, I canvassed the returns of an election held on April 4, 2023 for **CRETE PUBLIC LIBRARY DISTRICT**, and I proclaim that a total of **1,157** voters requested and received ballots and I do further certify the number of votes received for each candidate for this office, **and the winners are denoted with an asterisk next to his or her name.**

I further certify that the above is a true and complete Abstract of Votes and was prepared in my presence on April 25, 2023.

Lauren Staley Ferry

Lauren Staley Ferry, County Clerk
The County of Will, Illinois

	VOTES	PERCENT					VOTES	PERCENT
01 = BALLOTS CAST	1,462		FOSSIL RIDGE LIBRARY TRUSTEE					
			VOTE FOR NOT MORE THAN 2					
						02 = KATHLEEN M. PRICE*	928 47.47	
						03 = TERI L. JONES*	546 27.93	
						04 = ELLEN KRUTZ	481 24.60	
						05 = OVER VOTES	0	
						06 = UNDER VOTES	969	

	01	02	03	04	05	06		

0018 CUSTER PCT 001	93	59	37	42	0	48		
0239 REED PCT 001	422	272	163	110	0	299		
0240 REED PCT 002	495	323	183	184	0	300		
0241 REED PCT 003	452	274	163	145	0	322		

I, the undersigned do hereby certify that on April 25, 2023, I canvassed the returns of an election held on April 4, 2023 for **FOSSIL RIDGE PUBLIC LIBRARY DISTRICT** and I proclaim that a total of **2,499** voters requested and received ballots and I do further certify the number of votes received for each candidate for this office, **and the winners are denoted with an asterisk next to his or her name.**

I further certify that the above is a true and complete Abstract of Votes and was prepared in my presence on April 25, 2023.

Lauren Staley Ferry

Lauren Staley Ferry, County Clerk
The County of Will, Illinois

Canvass Results Report

Election Day

Run Time 10:42 AM

Run Date 04/19/2023

Grundy County, Illinois

Consolidated Election

4/4/2023

Page 95

Official Results

Registered Voters

5342 of 34513 = 15.48%

Precincts Reporting

40 of 40 = 100.00%

FOR FOSSIL RIDGE PUBLIC LIBRARY TRUSTEE - (VOTE FOR NOT MORE THAN TWO)

Precinct	KATHLEEN M. PRICE	TERI L. JONES	ELLEN KRUTZ	Cast Votes	Undervotes	Overvotes	Unresolved write-in votes	Election Day Ballots Cast	Early-Grace Ballots Cast	Vote By Mail Ballots Cast	Total Ballots Cast	Registered Voters	Turnout Percentage
BRACEVILLE 02	42	37	36	115	53	0	0	57	1	26	84	602	13.95%
GARFIELD 01	238	177	123	538	346	0	0	301	34	107	442	962	45.95%
GREENFIELD 01	75	64	37	176	160	0	0	91	6	71	168	648	25.93%
MAINE 01	0	0	0	0	0	0	0	0	0	0	0	3	0.00%
Totals	355	278	196	829	559	0	0	449	41	204	694	2,215	31.33%

Statement of Votes Cast
 CONSOLIDATED ELECTION
 TUESDAY, APRIL 4, 2023
 KANKAKEE COUNTY, ILLINOIS
 April 4, 2023 Consolidated Election
 FINAL RESULTS

Date: 4/19/2023
 Time: 10:30:34 AM CDT
 Page 50/100

	EDWARD CHIPMAN LIBRARY TRUSTEE						FOSSIL RIDGE LIBRARY TRUSTEE									
	Reg. Voters	Total Votes	THEODORE JOHNSON	LINDA LUND	HERNAN MALDONADO		Reg. Voters	Total Votes	KATHLEEN M. PRICE	TERI L. JONES	ELLEN KRUTZ					
BOURBONNAIS 2	-	-	-	-	-	-	-	-	-	-	-	-				
BOURBONNAIS 3	-	-	-	-	-	-	-	-	-	-	-	-				
BOURBONNAIS 4	-	-	-	-	-	-	-	-	-	-	-	-				
BOURBONNAIS 5	-	-	-	-	-	-	-	-	-	-	-	-				
BOURBONNAIS 6	-	-	-	-	-	-	-	-	-	-	-	-				
BOURBONNAIS 7	-	-	-	-	-	-	-	-	-	-	-	-				
BOURBONNAIS 8	-	-	-	-	-	-	-	-	-	-	-	-				
BOURBONNAIS 9	-	-	-	-	-	-	-	-	-	-	-	-				
BOURBONNAIS 10	-	-	-	-	-	-	-	-	-	-	-	-				
BOURBONNAIS 11	6	0	0	0	0	0	-	-	-	-	-	-				
BOURBONNAIS 12	-	-	-	-	-	-	-	-	-	-	-	-				
BOURBONNAIS 13	-	-	-	-	-	-	-	-	-	-	-	-				
BOURBONNAIS 14	-	-	-	-	-	-	-	-	-	-	-	-				
BOURBONNAIS 15	-	-	-	-	-	-	-	-	-	-	-	-				
BOURBONNAIS 16	-	-	-	-	-	-	-	-	-	-	-	-				
BOURBONNAIS 17	-	-	-	-	-	-	-	-	-	-	-	-				
BOURBONNAIS 18	-	-	-	-	-	-	-	-	-	-	-	-				
BOURBONNAIS 19	-	-	-	-	-	-	-	-	-	-	-	-				
Total	3545	733	244	33.29%	273	37.24%	216	29.47%	1989	429	161	37.53%	152	35.43%	116	27.04%

I, Dan Hendrickson, County Clerk, in and for said county in the state aforesaid do hereby certify that 343 ballots were cast for the Fossil Ridge Library District, and that the foregoing is a true and correct copy of the abstract of votes for Kankakee County, Illinois.



Dan Hendrickson
 Kankakee County Clerk

RUN DATE:04/19/23 09:22 AM

CONSOLIDATED ELECTION
APRIL 4, 2023

	VOTES	PERCENT	FOUNTAINDALE LIBRARY TRUSTEE FULL							VOTES	PERCENT
01 = BALLOTS CAST	5,335		VOTE FOR NOT MORE THAN 2								
FOUNTAINDALE LIBRARY TRUSTEE UNEXP 4YR			05 = ROBERT KALNICKY*							3,794	50.93
VOTE FOR NOT MORE THAN 1			06 = MERAJ ALAM*							3,452	46.34
02 = SARAH SISKI*	4,536	100.00	07 = WRITE-IN							203	2.73
03 = OVER VOTES	0		08 = OVER VOTES							10	
04 = UNDER VOTES	799		09 = UNDER VOTES							3,201	
			01	02	03	04	05	06	07	08	09
0019 DU PAGE PCT 001	1	0	0	1	0	0	0	0	0	0	2
0022 DU PAGE PCT 004	178	156	0	22	116	116	6	1	116		
0023 DU PAGE PCT 005	191	163	0	28	144	114	10	0	114		
0024 DU PAGE PCT 006	220	191	0	29	173	163	1	0	103		
0025 DU PAGE PCT 007	3	2	0	1	2	0	0	0	4		
0026 DU PAGE PCT 008	217	187	0	30	141	139	11	1	141		
0027 DU PAGE PCT 009	142	124	0	18	110	100	3	1	69		
0028 DU PAGE PCT 010	267	234	0	33	170	198	10	0	156		
0029 DU PAGE PCT 011	219	197	0	22	162	151	12	0	113		
0030 DU PAGE PCT 012	215	175	0	40	149	144	2	0	135		
0031 DU PAGE PCT 013	177	159	0	18	128	123	8	0	95		
0032 DU PAGE PCT 014	243	204	0	39	166	159	14	1	145		
0033 DU PAGE PCT 015	247	201	0	46	176	156	6	0	156		
0034 DU PAGE PCT 016	230	187	0	43	149	139	3	1	167		
0035 DU PAGE PCT 017	225	185	0	40	156	148	14	1	130		
0036 DU PAGE PCT 018	197	172	0	25	138	129	8	1	117		
0037 DU PAGE PCT 019	182	156	0	26	134	119	8	0	103		
0038 DU PAGE PCT 020	139	118	0	21	108	95	2	0	73		
0039 DU PAGE PCT 021	190	159	0	31	143	114	8	0	115		
0040 DU PAGE PCT 022	213	176	0	37	157	135	1	0	133		
0041 DU PAGE PCT 023	204	178	0	26	145	134	10	1	117		
0042 DU PAGE PCT 024	211	175	0	36	152	131	7	0	132		
0043 DU PAGE PCT 025	181	150	0	31	124	106	15	1	115		
0044 DU PAGE PCT 026	160	136	0	24	118	102	7	0	93		
0045 DU PAGE PCT 027	180	148	0	32	121	114	6	0	119		
0046 DU PAGE PCT 028	152	137	0	15	103	95	12	0	94		
0047 DU PAGE PCT 029	192	159	0	33	152	118	3	0	111		
0048 DU PAGE PCT 030	161	137	0	24	106	91	8	1	115		
0049 DU PAGE PCT 031	102	88	0	14	78	58	5	0	63		
0050 DU PAGE PCT 032	0	0	0	0	0	0	0	0	0		
0051 DU PAGE PCT 033	35	26	0	9	26	17	0	0	27		
0286 WHEATLAND PCT 019	55	50	0	5	41	38	3	0	28		
0289 WHEATLAND PCT 022	6	6	0	0	6	6	0	0	0		

I, the undersigned do hereby certify that on April 25, 2023, I canvassed the returns of an election held on April 4, 2023 for **FOUNTAINDALE PUBLIC LIBRARY DISTRICT**, and I proclaim that a total of **5,494** voters requested and received ballots and I do further certify the number of votes received for each candidate for this office, **and the winners are denoted with an asterisk next to his or her name.**

I further certify that the above is a true and complete Abstract of Votes and was prepared in my presence on April 25, 2023.

Lauren Staley Ferry

Lauren Staley Ferry, County Clerk
The County of Will, Illinois

To Collar County Precincts

2023 Consolidated Election

Run Time 11:20 AM

Run Date 04/19/2023

DuPage County

Official General Consolidated Election

4/4/2023

Page 3

Unofficial Results

Registered Voters

159 of 610092 = 0.03%

Precincts Reporting

930 of 930 = 100.00%

FOUNTAINDALE PUBLIC LIBRARY DISTRICT - FOR LIBRARY TRUSTEE TO SERVE AN UNEXPIRED 4 YEAR TERM - (Vote for one)

Precinct	Sarah Siska	Cast Votes	Early Voting Ballots Cast	Vote By Mail Ballots Cast	Polling Ballots Cast	Provisional Ballots Cast	Total Ballots Cast	Registered Voters	Turnout Percentage
LISLE 048	29	29	0	10	24	0	34	277	12.27%
LISLE 049	78	78	6	32	52	0	90	665	13.53%
LISLE 093	17	17	1	5	11	2	19	152	12.50%
LISLE 128	13	13	0	10	6	0	16	68	23.53%
Totals	137	137	7	57	93	2	159	1,162	13.68%

To Collar County Precincts

2023 Consolidated Election

Run Time 11:20 AM

Run Date 04/19/2023

DuPage County

Official General Consolidated Election

4/4/2023

Page 1

Unofficial Results

Registered Voters

159 of 610092 = 0.03%

Precincts Reporting

930 of 930 = 100.00%

FOUNTAINDALE PUBLIC LIBRARY DISTRICT - FOR LIBRARY TRUSTEE - (Vote for not more than two)

Precinct	Robert Kalnicky	Meraj Alam	Cast Votes	Early Voting Ballots Cast	Vote By Mail Ballots Cast	Polling Ballots Cast	Provisional Ballots Cast	Total Ballots Cast	Registered Voters	Turnout Percentage
LISLE 048	25	23	48	0	10	24	0	34	277	12.27%
LISLE 049	65	65	130	6	32	52	0	90	665	13.53%
LISLE 093	12	15	27	1	5	11	2	19	152	12.50%
LISLE 128	10	11	21	0	10	6	0	16	68	23.53%
Totals	112	114	226	7	57	93	2	159	1,162	13.68%

To Collar County Votes

2023 Consolidated Election

Run Time 11:13 AM

Run Date 04/19/2023

DuPage County

Official General Consolidated Election

4/4/2023

Page 1

Unofficial Results

Registered Voters

159 of 610092 = 0.03%

Precincts Reporting

930 of 930 = 100.00%

FOUNTAINDALE PUBLIC LIBRARY DISTRICT - FOR LIBRARY TRUSTEE - (Vote for not more than two)

Precincts			Voters		
Counted	Total	Percent	Ballots	Registered	Percent
4	4	100.00%	159	1,162	13.68%

Choice	Party	Early Voting		Vote By Mail		Polling		Provisional		Total	
Robert Kalnicky		5	62.50%	40	44.44%	66	52.80%	1	33.33%	112	49.56%
Meraj Alam		3	37.50%	50	55.56%	59	47.20%	2	66.67%	114	50.44%
Cast Votes:		8	100.00%	90	100.00%	125	100.00%	3	100.00%	226	100.00%

FOUNTAINDALE PUBLIC LIBRARY DISTRICT - FOR LIBRARY TRUSTEE TO SERVE AN UNEXPIRED 4 YEAR TERM - (Vote for one)

Precincts			Voters		
Counted	Total	Percent	Ballots	Registered	Percent
4	4	100.00%	159	1,162	13.68%

Choice	Party	Early Voting		Vote By Mail		Polling		Provisional		Total	
Sarah Siska		6	100.00%	52	100.00%	77	100.00%	2	100.00%	137	100.00%
Cast Votes:		6	100.00%	52	100.00%	77	100.00%	2	100.00%	137	100.00%

*** End of report ***

	VOTES	PERCENT		VOTES	PERCENT
01 = BALLOTS CAST	4,636		FRANKFORT LIBRARY TRUSTEE		
			VOTE FOR NOT MORE THAN 2		
			02 = KATHERINE FOULK VEACH*	2,987	49.55
			03 = JAN LOOK*	3,041	50.45
			04 = OVER VOTES	0	
			05 = UNDER VOTES	3,244	

	01	02	03	04	05
0059 FRANKFORT PCT 003	0	0	0	0	0
0060 FRANKFORT PCT 004	0	0	0	0	0
0066 FRANKFORT PCT 010	0	0	0	0	0
0067 FRANKFORT PCT 011	272	190	183	0	171
0069 FRANKFORT PCT 013	7	5	4	0	5
0070 FRANKFORT PCT 014	162	108	100	0	116
0071 FRANKFORT PCT 015	203	131	136	0	139
0072 FRANKFORT PCT 016	244	155	162	0	171
0073 FRANKFORT PCT 017	116	77	82	0	73
0074 FRANKFORT PCT 018	213	126	139	0	161
0075 FRANKFORT PCT 019	215	128	129	0	173
0076 FRANKFORT PCT 020	220	140	144	0	156
0077 FRANKFORT PCT 021	541	350	361	0	371
0078 FRANKFORT PCT 022	422	269	286	0	289
0079 FRANKFORT PCT 023	328	202	203	0	251
0080 FRANKFORT PCT 024	223	133	140	0	173
0081 FRANKFORT PCT 025	480	307	313	0	340
0082 FRANKFORT PCT 026	365	243	241	0	246
0083 FRANKFORT PCT 027	296	198	202	0	192
0084 FRANKFORT PCT 028	329	225	216	0	217

I, the undersigned do hereby certify that on April 25, 2023, I canvassed the returns of an election held on April 4, 2023 for **FRANKFORT PUBLIC LIBRARY DISTRICT**, and I proclaim that a total of **4,665** voters requested and received ballots and I do further certify the number of votes received for each candidate for this office, **and the winners are denoted with an asterisk next to his or her name.**

I further certify that the above is a true and complete Abstract of Votes and was prepared in my presence on April 25, 2023.

Lauren Staley Ferry

Lauren Staley Ferry, County Clerk
The County of Will, Illinois

**1 Trst, Frankfort Library District,
 4yr.**

		Registered Voters	Voters Cast	Turnout (%)	NON - Katherine Fouik Veach	NON - Jan Look
9000001	Total	5	0	0.00%		
9000023	Total	16	1	6.25%	1	1
9000050	Total	774	28	3.62%	22	17
Contest Total		795	29	3.65%	23	18

	VOTES	PERCENT	HOMER TWP LIBRARY TRUSTEE										VOTES	PERCENT
01 = BALLOTS CAST	7,373		VOTE FOR NOT MORE THAN 4											
			02 = JOHN WALTERS										2,470	10.01
			03 = BRIANNA ROTI										2,582	10.46
			04 = STEPHEN J. BALICH III										2,402	9.73
			05 = CYNTHIA BOCHENEK*										3,860	15.64
			06 = CLARE LUND*										3,589	14.54
			07 = JANE KLUNK*										3,647	14.78
			08 = RITA WOODS*										3,722	15.08
			09 = TONY DRABIK										2,409	9.76
			10 = OVER VOTES										5	
			11 = UNDER VOTES										4,791	

	01	02	03	04	05	06	07	08	09	10	11			

0087 HOMER PCT 001	184	72	66	76	85	81	91	88	81	0	96			
0088 HOMER PCT 002	526	199	196	164	252	253	237	251	172	1	376			
0089 HOMER PCT 003	377	106	112	103	218	194	205	202	106	0	262			
0090 HOMER PCT 004	552	194	216	180	259	249	246	267	183	0	414			
0091 HOMER PCT 005	424	130	123	118	257	238	258	249	117	0	206			
0092 HOMER PCT 006	412	137	147	143	222	192	204	200	146	0	257			
0093 HOMER PCT 007	523	174	195	160	265	253	245	245	182	2	365			
0094 HOMER PCT 008	452	174	210	183	236	191	196	220	175	0	223			
0095 HOMER PCT 009	336	131	135	119	166	140	144	155	126	0	228			
0096 HOMER PCT 010	261	79	82	78	156	136	142	151	72	0	148			
0097 HOMER PCT 011	534	178	171	178	305	272	283	276	178	0	295			
0098 HOMER PCT 012	502	187	191	199	217	235	218	228	181	0	352			
0099 HOMER PCT 013	189	67	63	71	96	97	93	92	65	0	112			
0100 HOMER PCT 014	429	153	153	133	221	200	198	214	133	1	307			
0101 HOMER PCT 015	247	61	71	66	144	147	138	142	65	0	154			
0102 HOMER PCT 016	280	92	101	91	154	134	140	143	92	1	169			
0103 HOMER PCT 017	499	149	144	135	246	238	254	240	135	0	455			
0104 HOMER PCT 018	252	68	75	81	143	135	136	147	81	0	142			
0105 HOMER PCT 019	394	119	131	124	218	204	219	212	119	0	230			

I, the undersigned do hereby certify that on April 25, 2023, I canvassed the returns of an election held on April 4, 2023 for **HOMER TOWNSHIP PUBLIC LIBRARY DISTRICT**, and I proclaim that a total of **7,373** voters requested and received ballots and I do further certify the number of votes received for each candidate for this office, **and the winners are denoted with an asterisk next to his or her name.**

I further certify that the above is a true and complete Abstract of Votes and was prepared in my presence on April 25, 2023.

Lauren Staley Ferry

Lauren Staley Ferry, County Clerk
The County of Will, Illinois

RUN DATE: 04/19/23 09:22 AM

CONSOLIDATED ELECTION
APRIL 4, 2023

	VOTES	PERCENT	MANHATTAN-ELWOOD LIBRARY TRUSTEE FULL							VOTES	PERCENT
01 = BALLOTS CAST	1,339		VOTE FOR NOT MORE THAN 3								
MANHATTAN-ELWOOD LIBRARY TRUSTEE UNEXP 2YR			06 = SHARON GILL*							952	53.07
VOTE FOR NOT MORE THAN 2			07 = JULIE MASON*							842	46.93
02 = JANICE KREKEL*	921	52.39	08 = OVER VOTES							0	
03 = THOMAS MURRAY*	837	47.61	09 = UNDER VOTES							2,223	
04 = OVER VOTES	0										
05 = UNDER VOTES	920										
			01	02	03	04	05	06	07	08	09
0106 JACKSON PCT 001			89	68	57	0	53	67	55	0	145
0107 JACKSON PCT 002			122	91	78	0	75	92	81	0	193
0169 MANHATTAN PCT 001			234	153	139	0	176	163	135	0	404
0170 MANHATTAN PCT 002			293	205	190	0	191	222	189	0	468
0171 MANHATTAN PCT 003			168	117	116	0	103	121	110	0	273
0172 MANHATTAN PCT 004			224	146	139	0	163	147	149	0	376
0173 MANHATTAN PCT 005			209	141	118	0	159	140	123	0	364

I, the undersigned do hereby certify that on April 25, 2023, I canvassed the returns of an election held on April 4, 2023 for **MANHATTAN-ELWOOD PUBLIC LIBRARY DISTRICT**, and I proclaim that a total of **1,339** voters requested and received ballots and I do further certify the number of votes received for each candidate for this office, **and the winners are denoted with an asterisk next to his or her name.**

I further certify that the above is a true and complete Abstract of Votes and was prepared in my presence on April 25, 2023.

Lauren Staley Ferry

Lauren Staley Ferry, County Clerk
The County of Will, Illinois

ABSTRACT OF VOTES

RUN DATE: 04/19/23 09:22 AM

CONSOLIDATED ELECTION
APRIL 4, 2023

OFFICIAL RESULTS

	VOTES	PERCENT					VOTES	PERCENT
01 = BALLOTS CAST	5		MANTENO PUBLIC LIBRARY TRUSTEE					
			VOTE FOR NOT MORE THAN 3					
						02 = NANCY WHEELER	4 40.00	
						03 = DENISE M. JONES	3 30.00	
						04 = MARY BETH COLLIER	3 30.00	
						05 = OVER VOTES	0	
						06 = UNDER VOTES	5	

	01	02	03	04	05	06		

0267 WESLEY PCT 001	5	4	3	3	0	5		

This political subdivision has been canvassed by the election authority in which their principal office is located.

RUN DATE: 04/19/23 09:22 AM

CONSOLIDATED ELECTION
APRIL 4, 2023

	VOTES	PERCENT		VOTES	PERCENT
01 = BALLOTS CAST	2,152		MOKENA LIBRARY TRUSTEE FULL		
MOKENA LIBRARY TRUSTEE UNEXP 4YR			VOTE FOR NOT MORE THAN 2		
VOTE FOR NOT MORE THAN 3			07 = JOSEPH CIRELLI*	1,014	33.18
02 = KATHY LEWANDOWSKI*	1,577	39.67	08 = NATALIE BURKE	832	27.23
03 = CAMILLE GONZALEZ-JENSEN*	1,198	30.14	09 = SARA CARMODY*	897	29.35
04 = ERIN MINH*	1,200	30.19	10 = DOROTHY M. APPIAH	313	10.24
05 = OVER VOTES	0		11 = OVER VOTES	2	
06 = UNDER VOTES	2,481		12 = UNDER VOTES	1,244	

	01	02	03	04	05	06	07	08	09	10	11	12
0057 FRANKFORT PCT 001	299	223	167	177	0	330	151	98	115	44	0	190
0058 FRANKFORT PCT 002	179	148	100	102	0	187	105	67	76	20	0	90
0059 FRANKFORT PCT 003	0	0	0	0	0	0	0	0	0	0	0	0
0060 FRANKFORT PCT 004	134	101	78	76	0	147	52	65	54	23	0	74
0061 FRANKFORT PCT 005	276	201	151	143	0	333	136	104	125	32	0	155
0062 FRANKFORT PCT 006	233	172	127	132	0	268	107	103	91	31	0	134
0063 FRANKFORT PCT 007	193	136	101	102	0	240	72	83	80	27	0	124
0064 FRANKFORT PCT 008	62	43	33	32	0	78	26	25	28	11	0	34
0068 FRANKFORT PCT 012	217	160	139	139	0	213	116	91	92	36	1	97
0069 FRANKFORT PCT 013	183	143	124	114	0	168	85	77	86	45	0	73
0073 FRANKFORT PCT 017	230	154	106	112	0	318	110	77	88	31	0	154
0074 FRANKFORT PCT 018	146	96	72	71	0	199	54	42	62	13	1	119

I, the undersigned do hereby certify that on April 25, 2023, I canvassed the returns of an election held on April 4, 2023 for **MOKENA COMMUNITY PUBLIC LIBRARY DISTRICT**, and I proclaim that a total of **2,152** voters requested and received ballots and I do further certify the number of votes received for each candidate for this office, **and the winners are denoted with an asterisk next to his or her name.**

I further certify that the above is a true and complete Abstract of Votes and was prepared in my presence on April 25, 2023.

Lauren Staley Ferry

Lauren Staley Ferry, County Clerk
The County of Will, Illinois

RUN DATE: 04/19/23 09:22 AM

CONSOLIDATED ELECTION
APRIL 4, 2023

	VOTES	PERCENT		VOTES	PERCENT
01 = BALLOTS CAST	4,280		NEW LENOX LIBRARY TRUSTEE FULL		
NEW LENOX LIBRARY TRUSTEE UNEXP 2YR			VOTE FOR NOT MORE THAN 2		
VOTE FOR NOT MORE THAN 1			05 = EDWARD A. TATRO*	2,984	50.82
02 = TERRENCE NOLAN*	3,360	100.00	06 = ERIN MONCEK*	2,888	49.18
03 = OVER VOTES	0		07 = OVER VOTES	0	
04 = UNDER VOTES	920		08 = UNDER VOTES	2,688	

	01	02	03	04	05	06	07	08
0144 JOLIET PCT 037	21	20	0	1	14	16	0	12
0182 NEW LENOX PCT 001	6	6	0	0	5	6	0	1
0183 NEW LENOX PCT 002	237	187	0	50	163	171	0	140
0184 NEW LENOX PCT 003	0	0	0	0	0	0	0	0
0185 NEW LENOX PCT 004	157	120	0	37	119	99	0	96
0186 NEW LENOX PCT 005	191	162	0	29	141	136	0	105
0187 NEW LENOX PCT 006	189	150	0	39	131	128	0	119
0188 NEW LENOX PCT 007	235	186	0	49	155	167	0	148
0189 NEW LENOX PCT 008	200	153	0	47	141	132	0	127
0190 NEW LENOX PCT 009	150	116	0	34	99	88	0	113
0191 NEW LENOX PCT 010	297	251	0	46	226	216	0	152
0192 NEW LENOX PCT 011	328	254	0	74	240	219	0	197
0193 NEW LENOX PCT 012	193	149	0	44	133	132	0	121
0194 NEW LENOX PCT 013	265	219	0	46	186	192	0	152
0195 NEW LENOX PCT 014	282	215	0	67	194	186	0	184
0196 NEW LENOX PCT 015	249	184	0	65	161	167	0	170
0197 NEW LENOX PCT 016	227	184	0	43	164	152	0	138
0198 NEW LENOX PCT 017	246	195	0	51	181	156	0	155
0199 NEW LENOX PCT 018	206	173	0	33	141	149	0	122
0200 NEW LENOX PCT 019	274	183	0	91	158	155	0	235
0201 NEW LENOX PCT 020	327	253	0	74	232	221	0	201

I, the undersigned do hereby certify that on April 25, 2023, I canvassed the returns of an election held on April 4, 2023 for **NEW LENOX PUBLIC LIBRARY DISTRICT**, and I proclaim that a total of **4,280** voters requested and received ballots and I do further certify the number of votes received for each candidate for this office, **and the winners are denoted with an asterisk next to his or her name.**

I further certify that the above is a true and complete Abstract of Votes and was prepared in my presence on April 25, 2023.

Lauren Staley Ferry

Lauren Staley Ferry, County Clerk
The County of Will, Illinois

RUN DATE: 04/19/23 09:22 AM

CONSOLIDATED ELECTION
APRIL 4, 2023

	VOTES	PERCENT	VILLAGE OF ORLAND PARK LIBRARY TRUSTEE								VOTES	PERCENT
01 = BALLOTS CAST	38		VOTE FOR NOT MORE THAN 3								18	25.35
			02 = NANCY WENDT HEALY								19	26.76
			03 = ALISON MARY LACNY								11	15.49
			04 = DANIEL J. McMILLAN								17	23.94
			05 = KRISTINE FASSLER								6	8.45
			06 = ELAN KLEIS								0	
			07 = OVER VOTES								43	
			08 = UNDER VOTES									

	01	02	03	04	05	06	07	08				
0058 FRANKFORT PCT 002	38	18	19	11	17	6	0	43				

This political subdivision has been canvassed by the election authority in which their principal office is located.

ABSTRACT OF VOTES

RUN DATE: 04/19/23 09:22 AM

CONSOLIDATED ELECTION
APRIL 4, 2023

OFFICIAL RESULTS

	VOTES	PERCENT					VOTES	PERCENT
01 = BALLOTS CAST	167							
			OSWEGO LIBRARY TRUSTEE					
			VOTE FOR NOT MORE THAN 3					
						105	57.38	
						74	40.44	
						4	2.19	
						0		
						318		

	01	02	03	04	05	06		

0290 WHEATLAND PCT 023	43	31	19	0	0	79		
0299 WHEATLAND PCT 032	2	2	2	0	0	2		
0301 WHEATLAND PCT 034	0	0	0	0	0	0		
0302 WHEATLAND PCT 035	8	2	2	1	0	19		
0303 WHEATLAND PCT 036	114	70	51	3	0	218		

This political subdivision has been canvassed by the election authority in which their principal office is located.

RUN DATE: 04/19/23 09:22 AM

	VOTES	PERCENT		VOTES	PERCENT					
01 = BALLOTS CAST	164		VILLAGE OF PARK FOREST LIBRARY TRUSTEE FULL							
VILLAGE OF PARK FOREST LIBRARY TRUSTEE UNEXP 2YR			VOTE FOR NOT MORE THAN 3							
VOTE FOR NOT MORE THAN 1			05 = BATHSHEBA WYATT-DRAPER	53	14.44					
02 = NO CANDIDATE FILED	0		06 = FELICIA M. RANGEL	115	31.34					
03 = OVER VOTES	0		07 = ALAN B. SHNAY	84	22.89					
04 = UNDER VOTES	164		08 = KATHERINE A. COLEMAN	115	31.34					
			09 = OVER VOTES	0						
			10 = UNDER VOTES	125						
	01	02	03	04	05	06	07	08	09	10
0006 CRETE PCT 001	37	0	0	37	9	23	13	29	0	37
0174 MONEE PCT 001	75	0	0	75	27	50	38	49	0	61
0175 MONEE PCT 002	52	0	0	52	17	42	33	37	0	27

This political subdivision has been canvassed by the election authority in which their principal office is located.

ABSTRACT OF VOTES

RUN DATE: 04/19/23 09:22 AM

CONSOLIDATED ELECTION
APRIL 4, 2023

OFFICIAL RESULTS

	VOTES	PERCENT					VOTES	PERCENT
01 = BALLOTS CAST	1,552		PEOTONE LIBRARY TRUSTEE					
			VOTE FOR NOT MORE THAN 3					
			02 = MARGARET HORNE*				995	33.87
			03 = SANDRA M. GALL*				1,082	36.83
			04 = BONITA J. PATEK*				861	29.31
			05 = OVER VOTES				0	
			06 = UNDER VOTES				1,718	

	01	02	03	04	05	06		

0085 GREEN GARDEN PCT 001	106	80	77	75	0	86		
0086 GREEN GARDEN PCT 002	82	64	74	62	0	46		
0174 MONEE PCT 001	20	15	15	8	0	22		
0176 MONEE PCT 003	149	110	96	87	0	154		
0177 MONEE PCT 004	213	145	126	114	0	254		
0181 MONEE PCT 008	125	94	80	73	0	128		
0202 PEOTONE PCT 001	263	132	190	120	0	347		
0203 PEOTONE PCT 002	274	168	210	147	0	297		
0306 WILL PCT 001	128	84	90	78	0	132		
0310 WILTON PCT 001	192	103	124	97	0	252		

I, the undersigned do hereby certify that on April 25, 2023, I canvassed the returns of an election held on April 4, 2023 for **PEOTONE PUBLIC LIBRARY DISTRICT**, and I proclaim that a total of **1,552** voters requested and received ballots and I do further certify the number of votes received for each candidate for this office, **and the winners are denoted with an asterisk next to his or her name.**

I further certify that the above is a true and complete Abstract of Votes and was prepared in my presence on April 25, 2023.

Lauren Staley Ferry

Lauren Staley Ferry, County Clerk
The County of Will, Illinois

		VOTES PERCENT		PLAINFIELD LIBRARY TRUSTEE		VOTES PERCENT	
01 = BALLOTS CAST		5,417		VOTE FOR NOT MORE THAN 3			
				02 = ZACHARY CROWNER*		3,053 30.48	
				03 = ALICIA MALEC*		3,774 37.68	
				04 = CARL F. GILMORE*		3,188 31.83	
				05 = OVER VOTES		0	
				06 = UNDER VOTES		6,236	
		01	02	03	04	05	06
0204	PLAINFIELD PCT 001	167	94	116	91	0	200
0205	PLAINFIELD PCT 002	162	77	117	96	0	196
0206	PLAINFIELD PCT 003	197	107	137	113	0	234
0207	PLAINFIELD PCT 004	64	38	45	39	0	70
0208	PLAINFIELD PCT 005	78	48	60	53	0	73
0209	PLAINFIELD PCT 006	41	25	26	26	0	46
0210	PLAINFIELD PCT 007	80	49	61	49	0	81
0211	PLAINFIELD PCT 008	189	101	139	109	0	218
0212	PLAINFIELD PCT 009	258	138	182	145	0	309
0213	PLAINFIELD PCT 010	275	140	177	158	0	350
0214	PLAINFIELD PCT 011	27	11	20	18	0	32
0215	PLAINFIELD PCT 012	73	45	59	44	0	71
0216	PLAINFIELD PCT 013	242	128	154	135	0	309
0217	PLAINFIELD PCT 014	256	150	168	149	0	301
0218	PLAINFIELD PCT 015	228	143	163	150	0	228
0219	PLAINFIELD PCT 016	202	120	151	117	0	218
0220	PLAINFIELD PCT 017	38	27	27	26	0	34
0221	PLAINFIELD PCT 018	50	30	39	31	0	50
0222	PLAINFIELD PCT 019	172	87	118	90	0	221
0223	PLAINFIELD PCT 020	44	28	33	28	0	43
0224	PLAINFIELD PCT 021	44	29	34	27	0	42
0225	PLAINFIELD PCT 022	44	28	31	31	0	42
0226	PLAINFIELD PCT 023	40	28	36	26	0	30
0227	PLAINFIELD PCT 024	99	57	73	64	0	103
0228	PLAINFIELD PCT 025	61	37	43	36	0	67
0229	PLAINFIELD PCT 026	114	63	76	59	0	144
0230	PLAINFIELD PCT 027	57	28	41	35	0	67
0231	PLAINFIELD PCT 028	30	16	20	17	0	37
0232	PLAINFIELD PCT 029	0	0	0	0	0	0
0234	PLAINFIELD PCT 031	17	14	14	13	0	10
0235	PLAINFIELD PCT 032	0	0	0	0	0	0
0236	PLAINFIELD PCT 033	4	1	2	4	0	5
0237	PLAINFIELD PCT 034	29	15	21	14	0	37
0238	PLAINFIELD PCT 035	91	51	60	44	0	118
0268	WHEATLAND PCT 001	110	63	77	64	0	126
0283	WHEATLAND PCT 016	51	33	35	33	0	52
0286	WHEATLAND PCT 019	108	74	84	80	0	86
0289	WHEATLAND PCT 022	203	134	134	125	0	216
0290	WHEATLAND PCT 023	103	59	75	56	0	119
0292	WHEATLAND PCT 025	168	85	110	88	0	221
0293	WHEATLAND PCT 026	207	110	137	122	0	252
0294	WHEATLAND PCT 027	118	79	83	82	0	110
0295	WHEATLAND PCT 028	187	95	112	105	0	249
0296	WHEATLAND PCT 029	247	135	182	151	0	273
0297	WHEATLAND PCT 030	260	128	175	141	0	336
0303	WHEATLAND PCT 036	58	33	35	28	0	78
0305	WHEATLAND PCT 038	124	72	92	76	0	132

I, the undersigned do hereby certify that on April 25, 2023, I canvassed the returns of an election held on April 4, 2023 for **PLAINFIELD PUBLIC LIBRARY DISTRICT**, and I proclaim that a total of **5,417** voters requested and received ballots and I do further certify the number of votes received for each candidate for this office, **and the winners are denoted with an asterisk next to his or her name.**

I further certify that the above is a true and complete Abstract of Votes and was prepared in my presence on April 25, 2023.

Lauren Staley Ferry

Lauren Staley Ferry, County Clerk
The County of Will, Illinois

RUN DATE:04/18/23 02:33 PM

APRIL 4, 2023
KENDALL COUNTY, ILLINOIS
WITH 2 OF 2 PRECINCTS REPORTING

REPORT-EL86 PAGE 023

VOTES PERCENT

VOTES PERCENT

01 = BALLOTS CAST

0

PLAINFIELD LIBRARY TRUSTEE-4YR

VOTE FOR 3

02 = ZACHARY CROWNER

0

03 = ALICIA MALEC

0

04 = CARL F. GILMORE

0

05 = OVER VOTES

0

06 = UNDER VOTES

0

	01	02	03	04	05	06
0068 NA AU SAY 1	0	0	0	0	0	0
0069 NA AU SAY 2	0	0	0	0	0	0

0068 NA AU SAY 1
0069 NA AU SAY 2

RUN DATE: 04/19/23 09:22 AM

CONSOLIDATED ELECTION
APRIL 4, 2023

	VOTES	PERCENT		VOTES	PERCENT
01 = BALLOTS CAST	2,223		SHOREWOOD-TROY LIBRARY TRUSTEE FULL		
SHOREWOOD-TROY LIBRARY TRUSTEE UNEXP 2YR			VOTE FOR NOT MORE THAN 3		
VOTE FOR NOT MORE THAN 1			05 = KAREN VOITIK*	1,788	93.56
02 = ARTHETTA C. REEDER*	1,826	100.00	06 = WRITE-IN - KRYSTEN McGEE*	123	6.44
03 = OVER VOTES	0		THOMAS NOVINSKI*		
04 = UNDER VOTES	397		07 = OVER VOTES	2	
			08 = UNDER VOTES	4,752	

	01	02	03	04	05	06	07	08
0242 TROY PCT 001	1	1	0	0	1	0	0	2
0243 TROY PCT 002	5	5	0	0	5	0	0	10
0244 TROY PCT 003	181	155	0	26	157	3	0	383
0245 TROY PCT 004	27	25	0	2	25	0	0	56
0246 TROY PCT 005	23	20	0	3	20	0	0	49
0248 TROY PCT 007	162	129	0	33	124	6	0	356
0249 TROY PCT 008	12	11	0	1	11	4	0	21
0250 TROY PCT 009	57	48	0	9	49	2	1	117
0251 TROY PCT 010	180	155	0	25	145	21	0	374
0252 TROY PCT 011	50	43	0	7	41	0	0	109
0254 TROY PCT 013	372	329	0	43	326	7	0	783
0255 TROY PCT 014	323	273	0	50	260	20	0	689
0256 TROY PCT 015	155	114	0	41	114	16	1	332
0258 TROY PCT 017	199	154	0	45	151	22	0	424
0259 TROY PCT 018	12	12	0	0	12	0	0	24
0261 TROY PCT 020	207	167	0	40	162	8	0	451
0262 TROY PCT 021	242	175	0	67	174	14	0	538
0263 TROY PCT 022	15	10	0	5	11	0	0	34

I, the undersigned do hereby certify that on April 25, 2023, I canvassed the returns of an election held on April 4, 2023 for **SHOREWOOD-TROY PUBLIC LIBRARY DISTRICT**, and I proclaim that a total of **2,223** voters requested and received ballots and I do further certify the number of votes received for each candidate for this office, **and the winners are denoted with an asterisk next to his or her name.**

I further certify that the above is a true and complete Abstract of Votes and was prepared in my presence on April 25, 2023.

Lauren Staley Ferry

Lauren Staley Ferry, County Clerk
The County of Will, Illinois

RUN DATE: 04/19/23 09:22 AM

CONSOLIDATED ELECTION
APRIL 4, 2023

	VOTES	PERCENT		VOTES	PERCENT				
01 = BALLOTS CAST	316		STEGER-SOUTH CHICAGO HEIGHTS LIBRARY TRUSTEE FULL						
STEGER-SOUTH CHICAGO HEIGHTS LIBRARY TRUSTEE UNEXP 2YR			VOTE FOR NOT MORE THAN 3						
VOTE FOR NOT MORE THAN 1			05 = ANDREA HOLECEK-SHERMAN	222	35.86				
02 = LAURA F. HILL	253	100.00	06 = WINONA JOHNSON	194	31.34				
03 = OVER VOTES	0		07 = JANET LESAK-FIORENZO	203	32.79				
04 = UNDER VOTES	63		08 = OVER VOTES	0					
			09 = UNDER VOTES	329					

	01	02	03	04	05	06	07	08	09

0006 CRETE PCT 001	0	0	0	0	0	0	0	0	0
0007 CRETE PCT 002	103	84	0	19	73	72	72	0	92
0008 CRETE PCT 003	199	158	0	41	137	112	121	0	227
0009 CRETE PCT 004	14	11	0	3	12	10	10	0	10

This political subdivision has been canvassed by the election authority in which their principal office is located.

	VOTES	PERCENT		VOTES	PERCENT
01 = BALLOTS CAST	680		VILLAGE OF TINLEY PARK LIBRARY TRUSTEE		
			VOTE FOR NOT MORE THAN 2		
			02 = LEAH HERMAN	565	100.00
			03 = OVER VOTES	0	
			04 = UNDER VOTES	795	

	01	02	03	04	

0058 FRANKFORT PCT 002	0	0	0	0	
0059 FRANKFORT PCT 003	245	193	0	297	
0064 FRANKFORT PCT 008	67	54	0	80	
0065 FRANKFORT PCT 009	186	156	0	216	
0066 FRANKFORT PCT 010	181	161	0	201	
0070 FRANKFORT PCT 014	1	1	0	1	

This political subdivision has been canvassed by the election authority in which their principal office is located.

RUN DATE: 04/19/23 09:22 AM

CONSOLIDATED ELECTION
APRIL 4, 2023

	VOTES	PERCENT		VOTES	PERCENT
01 = BALLOTS CAST	1,664		THREE RIVERS LIBRARY TRUSTEE FULL		
THREE RIVERS LIBRARY TRUSTEE UNEXP 4YR			VOTE FOR NOT MORE THAN 2		
VOTE FOR NOT MORE THAN 1			05 = BRANDY MALONE*	1,115	54.15
02 = NO CANDIDATE FILED	0		06 = DANIEL HOPPE*	944	45.85
03 = OVER VOTES	0		07 = OVER VOTES	0	
04 = UNDER VOTES	1,664		08 = UNDER VOTES	1,269	

	01	02	03	04	05	06	07	08
0001 CHANNAHON PCT 001	189	0	0	189	118	103	0	157
0002 CHANNAHON PCT 002	388	0	0	388	264	239	0	273
0003 CHANNAHON PCT 003	358	0	0	358	240	192	0	284
0004 CHANNAHON PCT 004	329	0	0	329	225	190	0	243
0005 CHANNAHON PCT 005	244	0	0	244	165	129	0	194
0244 TROY PCT 003	43	0	0	43	30	28	0	28
0262 TROY PCT 021	0	0	0	0	0	0	0	0
0263 TROY PCT 022	113	0	0	113	73	63	0	90

I, the undersigned do hereby certify that on April 25, 2023, I canvassed the returns of an election held on April 4, 2023 for **THREE RIVERS PUBLIC LIBRARY DISTRICT**, and I proclaim that a total of **3,077** voters requested and received ballots and I do further certify the number of votes received for each candidate for this office, **and the winners are denoted with an asterisk next to his or her name.**

I further certify that the above is a true and complete Abstract of Votes and was prepared in my presence on April 25, 2023.

Lauren Staley Ferry

Lauren Staley Ferry, County Clerk
The County of Will, Illinois

Canvass Results Report

Election Day

Run Time 10:42 AM
Run Date 04/19/2023

Grundy County, Illinois

Consolidated Election

4/4/2023
Page 109

Official Results

Registered Voters
5342 of 34513 = 15.48%
Precincts Reporting
40 of 40 = 100.00%

FOR THREE RIVERS PUBLIC LIBRARY TRUSTEE TO SERVE AN UNEXPIRED 4-YEAR TERM - (VOTE FOR ONE)

Precinct	No Candidate	Cast Votes	Undervotes	Overvotes	Unresolved write-in votes	Election Day Ballots Cast	Early-Grace Ballots Cast	Vote By Mail Ballots Cast	Total Ballots Cast	Registered Voters	Turnout Percentage
AUX SABLE 01	0	0	0	0	0	93	10	50	153	1,167	13.11%
AUX SABLE 02	0	0	0	0	0	32	7	39	78	949	8.22%
AUX SABLE 03	0	0	0	0	0	88	13	68	169	824	20.51%
AUX SABLE 04	0	0	0	0	0	146	22	89	257	1,942	13.23%
AUX SABLE 05	0	0	0	0	0	105	20	72	197	1,605	12.27%
AUX SABLE 06	0	0	0	0	0	155	17	142	314	2,001	15.69%
AUX SABLE 07	0	0	0	0	0	53	6	40	99	1,283	7.72%
Totals	0	0	0	0	0	672	95	500	1,267	9,771	12.97%

Grundy County, Illinois

Consolidated Election

4/4/2023

Page 107

FOR THREE RIVERS PUBLIC LIBRARY TRUSTEE TO SERVE A FULL 6-YEAR TERM - (VOTE FOR NOT MORE THAN TWO)

Precinct	BRANDY MALONE	DANIEL HOPPE	Cast Votes	Undervotes	Overvotes	Unresolved write-in votes	Election Day Ballots Cast	Early-Grace Ballots Cast	Vote By Mail Ballots Cast	Total Ballots Cast	Registered Voters	Turnout Percentage
AUX SABLE 01	114	84	198	108	0	0	93	10	50	153	1,167	13.11%
AUX SABLE 02	62	46	108	48	0	0	32	7	39	78	949	8.22%
AUX SABLE 03	128	111	239	99	0	0	88	13	68	169	824	20.51%
AUX SABLE 04	171	143	314	200	0	0	146	22	89	257	1,942	13.23%
AUX SABLE 05	141	114	255	139	0	0	105	20	72	197	1,605	12.27%
AUX SABLE 06	229	202	431	197	0	0	155	17	142	314	2,001	15.69%
AUX SABLE 07	69	51	120	78	0	0	53	6	40	99	1,283	7.72%
Totals	914	751	1,665	869	0	0	672	95	500	1,267	9,771	12.97%

RUN DATE:04/18/23 02:33 PM

APRIL 4, 2023
KENDALL COUNTY, ILLINOIS

WITH 3 OF 3 PRECINCTS REPORTING

01 = BALLOTS CAST
THREE RIVERS PUB.LIB.TRUSTEE-6YR
VOTE FOR 2
02 = BRANDY MALONE
03 = DANIEL HOPPE
04 = OVER VOTES
05 = UNDER VOTES

VOTES PERCENT
146
98 54.44
82 45.56
0
112

THREE RIVERS PUB.LIB.TRUSTEE-UNEX.4YR
VOTE FOR 1
06 = NO CANDIDATE FILED
07 = OVER VOTES
08 = UNDER VOTES

VOTES PERCENT
0
0
146

	01	02	03	04	05	06	07	08
0076 SEWARD 1	139	91	77	0	110	0	0	139
0077 SEWARD 2	2	2	1	0	1	0	0	2
0078 SEWARD 3	5	5	4	0	1	0	0	5

	VOTES	PERCENT		VOTES	PERCENT
01 = BALLOTS CAST	1,124		UNIVERSITY PARK LIBRARY TRUSTEE		
			VOTE FOR NOT MORE THAN 3		
			02 = DEBORAH J. STROUD*	831	58.60
			03 = RUBY J. GIDDINGS*	520	36.67
			04 = WRITE-IN - BETTIE WAYNE*	67	4.72
			05 = OVER VOTES	0	
			06 = UNDER VOTES	1,954	

	01	02	03	04	05 06

0006 CRETE PCT 001	67	52	33	3	0 113
0174 MONEE PCT 001	0	0	0	0	0 0
0175 MONEE PCT 002	181	131	78	25	0 309
0177 MONEE PCT 004	0	0	0	0	0 0
0178 MONEE PCT 005	278	205	115	12	0 502
0179 MONEE PCT 006	230	170	115	16	0 389
0180 MONEE PCT 007	368	273	179	11	0 641

I, the undersigned do hereby certify that on April 25, 2023, I canvassed the returns of an election held on April 4, 2023 for **UNIVERSITY PARK PUBLIC LIBRARY DISTRICT**, and I proclaim that a total of **1,138** voters requested and received ballots and I do further certify the number of votes received for each candidate for this office, **and the winners are denoted with an asterisk next to his or her name.**

I further certify that the above is a true and complete Abstract of Votes and was prepared in my presence on April 25, 2023.

Lauren Staley Ferry

Lauren Staley Ferry, County Clerk
The County of Will, Illinois

1 Trst, University Park Library District, 4yr.

		Registered Voters	Voters Cast	Turnout (%)	NON - Deborah J. Stroud	NON - Ruby J. Giddings	Candidate No	Bette Wayne (Write-in)
9000038	Total	199	14	7.04%	11	8		
Contest Total		199	14	7.04%	11	8		

RUN DATE: 04/19/23 09:22 AM

CONSOLIDATED ELECTION
APRIL 4, 2023

	VOTES	PERCENT					VOTES	PERCENT
01 = BALLOTS CAST	475							
			WILMINGTON LIBRARY TRUSTEE					
			VOTE FOR NOT MORE THAN 3					
						02 = DIANA M. ZOLECKI-BROWNING*	329	32.90
						03 = MARY M. FITZSIMMONS*	322	32.20
						04 = SHERYL PURACCHIO*	349	34.90
						05 = OVER VOTES	0	
						06 = UNDER VOTES	425	

	01	02	03	04	05	06		

0056 FLORENCE PCT 001	83	51	52	60	0	86		
0267 WESLEY PCT 001	81	58	58	61	0	66		
0307 WILMINGTON PCT 001	117	77	74	84	0	116		
0308 WILMINGTON PCT 002	91	67	70	66	0	70		
0309 WILMINGTON PCT 003	103	76	68	78	0	87		

I, the undersigned do hereby certify that on April 25, 2023, I canvassed the returns of an election held on April 4, 2023 for **WILMINGTON PUBLIC LIBRARY DISTRICT**, and I proclaim that a total of **475** voters requested and received ballots and I do further certify the number of votes received for each candidate for this office, **and the winners are denoted with an asterisk next to his or her name.**

I further certify that the above is a true and complete Abstract of Votes and was prepared in my presence on April 25, 2023.



Lauren Staley Ferry, County Clerk
The County of Will, Illinois

	VOTES PERCENT							VOTES PERCENT	
01 = BALLOTS CAST	5,511								
	WHITE OAK LIBRARY TRUSTEE								
	VOTE FOR NOT MORE THAN 2								
	02 = NANCY J. HACKETT*							3,061	32.54
	03 = ANN M. LOPEZ-CANEVA*							2,690	28.60
	04 = SELINA BOERSMA							1,534	16.31
	05 = PATRICIA COLELLA							2,122	22.56
	06 = OVER VOTES							20	
	07 = UNDER VOTES							1,575	
	01	02	03	04	05	06	07		
0049 DU PAGE PCT 031	0	0	0	0	0	0	0		
0050 DU PAGE PCT 032	116	76	53	31	41	2	27		
0051 DU PAGE PCT 033	93	58	47	24	36	1	19		
0052 DU PAGE PCT 034	191	134	67	54	89	2	34		
0053 DU PAGE PCT 035	34	21	16	8	11	0	12		
0054 DU PAGE PCT 036	157	100	70	41	44	0	59		
0055 DU PAGE PCT 037	98	65	42	23	31	1	33		
0108 JOLIET PCT 001	71	42	30	16	25	0	29		
0109 JOLIET PCT 002	2	1	2	0	1	0	0		
0145 LOCKPORT PCT 001	436	232	181	150	212	1	95		
0146 LOCKPORT PCT 002	119	68	34	46	64	0	26		
0147 LOCKPORT PCT 003	101	51	44	29	41	0	37		
0148 LOCKPORT PCT 004	98	56	47	28	34	2	27		
0149 LOCKPORT PCT 005	229	119	119	78	70	1	70		
0150 LOCKPORT PCT 006	85	43	44	24	35	0	24		
0151 LOCKPORT PCT 007	108	62	53	35	42	0	24		
0152 LOCKPORT PCT 008	54	31	25	16	22	0	14		
0153 LOCKPORT PCT 009	263	189	113	63	109	0	52		
0154 LOCKPORT PCT 010	243	138	127	76	86	0	59		
0155 LOCKPORT PCT 011	308	158	178	87	92	0	101		
0156 LOCKPORT PCT 012	266	118	156	71	90	2	93		
0157 LOCKPORT PCT 013	385	246	134	92	203	2	91		
0158 LOCKPORT PCT 014	130	68	55	41	48	0	48		
0159 LOCKPORT PCT 015	94	41	38	28	33	0	48		
0160 LOCKPORT PCT 016	248	136	172	51	68	1	67		
0161 LOCKPORT PCT 017	436	172	273	133	155	2	135		
0162 LOCKPORT PCT 018	168	97	108	45	60	0	26		
0163 LOCKPORT PCT 019	272	171	147	58	109	1	57		
0164 LOCKPORT PCT 020	183	88	83	54	70	1	69		
0165 LOCKPORT PCT 021	136	77	54	37	65	1	37		
0166 LOCKPORT PCT 022	113	60	54	29	33	0	50		
0167 LOCKPORT PCT 023	101	50	48	26	34	0	44		
0168 LOCKPORT PCT 024	60	25	36	9	23	0	27		
0237 PLAINFIELD PCT 034	67	43	18	18	25	0	30		
0247 TROY PCT 006	46	25	22	13	21	0	11		

I, the undersigned do hereby certify that on April 25, 2023, I canvassed the returns of an election held on April 4, 2023 for **WHITE OAK PUBLIC LIBRARY DISTRICT**, and I proclaim that a total of **5,511** voters requested and received ballots and I do further certify the number of votes received for each candidate for this office, **and the winners are denoted with an asterisk next to his or her name.**

I further certify that the above is a true and complete Abstract of Votes and was prepared in my presence on April 25, 2023.

Lauren Staley Ferry

Lauren Staley Ferry, County Clerk
The County of Will, Illinois

RUN DATE: 04/19/23 09:22 AM

	VOTES	PERCENT		VOTES	PERCENT	
01 = BALLOTS CAST	1		WOODRIDGE PUBLIC LIBRARY TRUSTEE			
			VOTE FOR NOT MORE THAN 3			
			02 = JANE M. WHITESIDE	1	33.33	
			03 = WILLIAM J. THOMPSON, JR.	1	33.33	
			04 = CLINTON JAMES	1	33.33	
			05 = OVER VOTES	0		
			06 = UNDER VOTES	0		

	01	02	03	04	05	06

0023 DU PAGE PCT 005	1	1	1	1	0	0
0046 DU PAGE PCT 028	0	0	0	0	0	0
0051 DU PAGE PCT 033	0	0	0	0	0	0

This political subdivision has been canvassed by the election authority in which their principal office is located.

GRADE SCHOOL DISTRICTS



LAUREN STALEY FERRY
WILL COUNTY CLERK

JOLIET, ILLINOIS

RUN DATE: 04/19/23 09:22 AM

CONSOLIDATED ELECTION
APRIL 4, 2023


	VOTES	PERCENT		VOTES	PERCENT			
01 = BALLOTS CAST	227		CHANEY-MONGE SD 88 BOARD MEMBER FULL					
CHANEY-MONGE SD 88 BOARD MEMBER UNEXP 2YR			VOTE FOR NOT MORE THAN 3					
VOTE FOR NOT MORE THAN 1			05 = CHARLES H. METHVIN II*	177	86.76			
02 = NO CANDIDATE FILED	0		06 = WRITE-IN - MICHELLE GODINEZ*	27	13.24			
03 = OVER VOTES	0		ROSIE J. SANCHEZ*					
04 = UNDER VOTES	227		07 = OVER VOTES	0				
			08 = UNDER VOTES	477				

	01	02	03	04	05	06	07	08

0159 LOCKPORT PCT 015	0	0	0	0	0	0	0	0
0165 LOCKPORT PCT 021	13	0	0	13	13	2	0	24
0166 LOCKPORT PCT 022	113	0	0	113	87	14	0	238
0167 LOCKPORT PCT 023	101	0	0	101	77	11	0	215

I, the undersigned do hereby certify that on April 25, 2023, I canvassed the returns of an election held on April 4, 2023 for **CHANEY-MONGE SCHOOL DISTRICT NO. 88**, and I proclaim that a total of **227** voters requested and received ballots and I do further certify the number of votes received for each candidate for this office, **and the winners are denoted with an asterisk next to his or her name.**

I further certify that the above is a true and complete Abstract of Votes and was prepared in my presence on April 25, 2023.



 Lauren Staley Ferry, County Clerk
 The County of Will, Illinois

	VOTES	PERCENT									VOTES	PERCENT
01 = BALLOTS CAST	1,498		CHANNAHON SD 17 BOARD MEMBER									
			VOTE FOR NOT MORE THAN 3									
											925	25.31
											781	21.37
											584	15.98
											627	17.16
											737	20.17
											0	
											840	

	01	02	03	04	05	06	07	08				
0001 CHANNAHON PCT 001	189	100	109	82	81	82	0	113				
0002 CHANNAHON PCT 002	386	252	213	160	172	176	0	185				
0003 CHANNAHON PCT 003	350	211	158	146	140	174	0	221				
0004 CHANNAHON PCT 004	329	197	167	121	129	192	0	181				
0005 CHANNAHON PCT 005	244	165	134	75	105	113	0	140				

I, the undersigned do hereby certify that on April 25, 2023, I canvassed the returns of an election held on April 4, 2023 for **CHANNAHON SCHOOL DISTRICT NO. 17**, and I proclaim that a total of **1,498** voters requested and received ballots and I do further certify the number of votes received for each candidate for this office, **and the winners are denoted with an asterisk next to his or her name.**

I further certify that the above is a true and complete Abstract of Votes and was prepared in my presence on April 25, 2023.

Lauren Staley Ferry

Lauren Staley Ferry, County Clerk
The County of Will, Illinois

	VOTES	PERCENT					VOTES	PERCENT
01 = BALLOTS CAST	226		ELWOOD CCSD 203 BOARD MEMBER					
			VOTE FOR NOT MORE THAN 3					
						02 = MICHAEL KRUCHTEN*	153 33.19	
						03 = LAWRENCE STASIAK*	154 33.41	
						04 = VANESSA ROSSOLILLE*	154 33.41	
						05 = OVER VOTES	0	
						06 = UNDER VOTES	217	

	01	02	03	04	05	06		

0106 JACKSON PCT 001	119	79	81	83	0	114		
0107 JACKSON PCT 002	107	74	73	71	0	103		

I, the undersigned do hereby certify that on April 25, 2023, I canvassed the returns of an election held on April 4, 2023 for **ELWOOD COMMUNITY CONSOLIDATED SCHOOL DISTRICT NO. 203**, and I proclaim that a total of **226** voters requested and received ballots and I do further certify the number of votes received for each candidate for this office, **and the winners are denoted with an asterisk next to his or her name.**

I further certify that the above is a true and complete Abstract of Votes and was prepared in my presence on April 25, 2023.

Lauren Staley Ferry

Lauren Staley Ferry, County Clerk
The County of Will, Illinois

	VOTES	PERCENT	FAIRMONT SD 89 BOARD MEMBER							VOTES	PERCENT
01 = BALLOTS CAST	356		VOTE FOR NOT MORE THAN 4								
										281	24.61
										286	25.04
										284	24.87
										291	25.48
										0	
										282	
			01	02	03	04	05	06	07		
0162 LOCKPORT PCT 018			24	17	19	16	20	0	24		
0163 LOCKPORT PCT 019			272	229	230	223	223	0	183		
0168 LOCKPORT PCT 024			60	35	37	45	48	0	75		

I, the undersigned do hereby certify that on April 25, 2023, I canvassed the returns of an election held on April 4, 2023 for **FAIRMONT SCHOOL DISTRICT NO. 89**, and I proclaim that a total of **356** voters requested and received ballots and I do further certify the number of votes received for each candidate for this office, **and the winners are denoted with an asterisk next to his or her name.**

I further certify that the above is a true and complete Abstract of Votes and was prepared in my presence on April 25, 2023.

Lauren Staley Ferry

Lauren Staley Ferry, County Clerk
The County of Will, Illinois

		VOTES	PERCENT													VOTES	PERCENT
01 = BALLOTS CAST		3,527		FRANKFORT CCSD 157-C BOARD MEMBER													
				VOTE FOR NOT MORE THAN 4													
				02 = JENNIFER HINDEL												1,244	10.83
				03 = NICOLE QUEEN												923	8.04
				04 = EDITH LUTZ*												1,839	16.01
				05 = LARRY KOCIOLEK*												1,795	15.63
				06 = BRIAN SKIBINSKI*												1,636	14.24
				07 = JEFFREY S. TARALA												886	7.71
				08 = MICHAEL S. CASEY												1,009	8.79
				09 = FRANCESCO D'AVOLA*												1,306	11.37
				10 = PETER GUSE												847	7.37
				11 = OVER VOTES												7	
				12 = UNDER VOTES												2,595	

		01	02	03	04	05	06	07	08	09	10	11	12				

0067	FRANKFORT PCT 011	272	98	63	154	148	122	76	86	110	70	0	161				
0069	FRANKFORT PCT 013	7	3	3	4	2	2	4	5	3	0	0	2				
0072	FRANKFORT PCT 016	60	23	17	33	37	30	12	13	31	12	0	32				
0073	FRANKFORT PCT 017	116	28	43	74	55	50	57	36	27	50	0	44				
0074	FRANKFORT PCT 018	336	114	107	199	141	135	117	77	107	93	0	254				
0077	FRANKFORT PCT 021	541	190	114	299	289	248	141	148	220	130	1	381				
0078	FRANKFORT PCT 022	379	141	82	192	208	181	73	107	129	82	1	317				
0079	FRANKFORT PCT 023	328	99	116	183	162	159	60	91	132	45	2	257				
0081	FRANKFORT PCT 025	480	166	91	191	237	233	104	134	197	122	2	437				
0082	FRANKFORT PCT 026	365	147	105	179	175	175	72	106	123	86	0	292				
0083	FRANKFORT PCT 027	296	100	75	155	169	149	82	93	108	72	0	181				
0084	FRANKFORT PCT 028	329	125	106	167	163	147	82	105	114	79	1	224				
0195	NEW LENOX PCT 014	4	2	0	2	3	2	1	2	3	1	0	0				
0201	NEW LENOX PCT 020	14	8	1	7	6	3	5	6	2	5	0	13				

I, the undersigned do hereby certify that on April 25, 2023, I canvassed the returns of an election held on April 4, 2023 for **FRANKFORT COMMUNITY CONSOLIDATED SCHOOL DISTRICT NO. 157-C**, and I proclaim that a total of **3,527** voters requested and received ballots and I do further certify the number of votes received for each candidate for this office, **and the winners are denoted with an asterisk next to his or her name.**

I further certify that the above is a true and complete Abstract of Votes and was prepared in my presence on April 25, 2023.

Lauren Staley Ferry

Lauren Staley Ferry, County Clerk
The County of Will, Illinois

	HOMER CCSD 33C BOARD MEMBER											
	01	02	03	04	05	06	07	08	09			
01 = BALLOTS CAST	5,812											
	VOTE FOR NOT MORE THAN 3											
	02 = ELIZABETH HITZEMAN*										3,191	21.28
	03 = CHRISTOPHER TRZECIAK*										2,826	18.85
	04 = DEBRA MARTIN*										3,132	20.89
	05 = LAWRENCE VACALA										1,897	12.65
	06 = NICHOLAS KOLLINIATIS										2,091	13.94
	07 = DAVID ONDYAK										1,859	12.40
	08 = OVER VOTES										14	
	09 = UNDER VOTES										2,398	
0089 HOMER PCT 003	297	188	152	184	77	95	73	0	122			
0090 HOMER PCT 004	552	282	244	280	184	220	184	2	256			
0091 HOMER PCT 005	424	256	248	245	126	138	119	0	140			
0092 HOMER PCT 006	412	221	185	230	131	152	143	1	171			
0093 HOMER PCT 007	107	61	55	60	28	30	31	0	56			
0094 HOMER PCT 008	452	232	200	226	172	181	164	7	160			
0095 HOMER PCT 009	336	177	139	178	112	141	106	0	155			
0096 HOMER PCT 010	191	99	95	99	57	60	58	2	99			
0097 HOMER PCT 011	534	302	263	302	186	193	171	1	182			
0098 HOMER PCT 012	502	218	216	234	194	217	198	0	229			
0099 HOMER PCT 013	53	23	25	23	20	25	19	0	24			
0100 HOMER PCT 014	429	218	209	207	152	158	136	0	207			
0101 HOMER PCT 015	247	154	136	171	62	59	62	0	97			
0102 HOMER PCT 016	133	77	77	74	43	48	48	0	32			
0103 HOMER PCT 017	497	282	236	256	138	147	149	1	280			
0104 HOMER PCT 018	252	168	139	154	88	78	76	0	53			
0105 HOMER PCT 019	394	233	207	209	127	149	122	0	135			

I, the undersigned do hereby certify that on April 25, 2023, I canvassed the returns of an election held on April 4, 2023 for **HOMER COMMUNITY CONSOLIDATED SCHOOL DISTRICT NO. 33C**, and I proclaim that a total of **5,812** voters requested and received ballots and I do further certify the number of votes received for each candidate for this office, **and the winners are denoted with an asterisk next to his or her name.**

I further certify that the above is a true and complete Abstract of Votes and was prepared in my presence on April 25, 2023.



Lauren Staley Ferry, County Clerk
The County of Will, Illinois

	VOTES	PERCENT	JOLIET SCHOOL DISTRICT 86 REFERENDUM							VOTES	PERCENT
01 = BALLOTS CAST	8,449		VOTE FOR NOT MORE THAN 1							5,652	71.82
JOLIET SD 86 SCHOOL INSPECTOR AT LARGE			06 = YES*							2,218	28.18
VOTE FOR NOT MORE THAN 1			07 = NO							3	
02 = SANDRA AGUIRRE*	4,143	55.11	08 = OVER VOTES							576	
03 = DEBORAH K. ZIECH	3,375	44.89	09 = UNDER VOTES								
04 = OVER VOTES	8										
05 = UNDER VOTES	923										
			01	02	03	04	05	06	07	08	09
0108 JOLIET PCT 001	232	134	82	0	16	156	62	0	14		
0109 JOLIET PCT 002	337	136	151	1	49	206	107	0	24		
0110 JOLIET PCT 003	267	100	139	0	28	153	96	0	18		
0111 JOLIET PCT 004	212	105	88	0	19	155	46	0	11		
0112 JOLIET PCT 005	140	91	38	0	11	105	20	0	15		
0113 JOLIET PCT 006	170	128	37	0	5	142	16	1	11		
0114 JOLIET PCT 007	222	141	57	1	23	161	41	0	20		
0115 JOLIET PCT 008	200	91	84	1	24	123	63	0	14		
0116 JOLIET PCT 009	323	143	140	0	40	228	66	1	28		
0117 JOLIET PCT 010	363	141	172	0	50	224	120	0	19		
0118 JOLIET PCT 011	305	147	125	1	32	195	91	0	19		
0119 JOLIET PCT 012	168	98	56	0	14	117	40	0	11		
0120 JOLIET PCT 013	172	145	20	0	7	136	17	0	19		
0121 JOLIET PCT 014	197	171	22	0	4	160	23	1	13		
0122 JOLIET PCT 015	127	78	38	1	10	92	26	0	9		
0123 JOLIET PCT 016	221	133	70	0	18	173	34	0	14		
0124 JOLIET PCT 017	429	148	212	0	69	267	131	0	31		
0125 JOLIET PCT 018	653	201	350	0	102	385	235	0	33		
0126 JOLIET PCT 019	363	158	156	0	49	242	96	0	25		
0127 JOLIET PCT 020	430	148	207	0	75	278	133	0	19		
0128 JOLIET PCT 021	137	62	57	0	18	83	48	0	6		
0129 JOLIET PCT 022	185	84	79	0	22	115	53	0	17		
0130 JOLIET PCT 023	154	87	49	0	18	113	29	0	12		
0131 JOLIET PCT 024	144	75	58	1	10	95	39	0	10		
0132 JOLIET PCT 025	209	91	98	0	20	132	63	0	14		
0133 JOLIET PCT 026	244	122	99	0	23	182	48	0	14		
0134 JOLIET PCT 027	141	80	53	0	8	108	26	0	7		
0135 JOLIET PCT 028	145	92	41	0	12	102	29	0	14		
0136 JOLIET PCT 029	169	105	51	0	13	110	40	0	19		
0137 JOLIET PCT 030	122	61	51	0	10	80	34	0	8		
0138 JOLIET PCT 031	236	103	105	1	27	153	70	0	13		
0139 JOLIET PCT 032	155	114	33	0	8	105	32	0	18		
0140 JOLIET PCT 033	4	3	0	0	1	0	3	0	1		
0141 JOLIET PCT 034	186	130	46	0	10	139	29	0	18		
0142 JOLIET PCT 035	218	129	72	1	16	148	58	0	12		
0163 LOCKPORT PCT 019	0	0	0	0	0	0	0	0	0		
0164 LOCKPORT PCT 020	0	0	0	0	0	0	0	0	0		
0182 NEW LENOX PCT 001	0	0	0	0	0	0	0	0	0		
0253 TROY PCT 012	322	105	169	0	48	204	100	0	18		
0257 TROY PCT 016	147	63	70	0	14	85	54	0	8		
0260 TROY PCT 019	0	0	0	0	0	0	0	0	0		

I, the undersigned do hereby certify that on April 25, 2023, I canvassed the returns of an election held on April 4, 2023 for **JOLIET PUBLIC SCHOOL DISTRICT NO. 86 – AT LARGE**, and I proclaim that a total of **8,449** voters requested and received ballots and I do further certify the number of votes received for each candidate for this office, **and the winners are denoted with an asterisk next to his or her name.**

I further certify that the above is a true and complete Abstract of Votes and was prepared in my presence on April 25, 2023.

Lauren Staley Ferry

Lauren Staley Ferry, County Clerk
The County of Will, Illinois

I, the undersigned do hereby certify that on April 25, 2023, I canvassed the returns of an election held on April 4, 2023 for **JOLIET PUBLIC SCHOOL DISTRICT 86** and I proclaim that a total of **8,449** voters requested and received ballots and I do further certify that the following Question of Public Policy did receive the number of votes herein recorded and has **PASSED**.

Shall the Board of School Inspectors of Joliet School District Number 86, Will County, Illinois, alter, repair and equip existing school buildings, including but not limited to improving safety and security, replacing roofs, plumbing, electrical and HVAC systems, renovating science labs, classrooms and other instructional spaces, installing certain Americans with Disabilities Act compliance measures and updating technology infrastructure; build and equip two school buildings to replace the Hufford Junior High School and Gompers Junior High School Buildings; build and equip an addition to the Jefferson Elementary School Building; improve sites; and issue bonds of said School District to the amount of \$99,500,000 for the purpose of paying the costs thereof?

I further certify that the above is a true and complete Abstract of Votes and was prepared in my presence on April 25, 2023.

Lauren Staley Ferry

Lauren Staley Ferry, County Clerk
The County of Will, Illinois

RUN DATE: 04/19/23 09:22 AM

CONSOLIDATED ELECTION
APRIL 4, 2023

	VOTES	PERCENT		VOTES	PERCENT
01 = BALLOTS CAST	2,244		JOLIET SD 86 EAST SCHOOL INSPECTOR		
			VOTE FOR NOT MORE THAN 2		
			02 = DELIA ULLOA-JIMENEZ*	1,298	46.69
			03 = JESSE M SMITH*	1,482	53.31
			04 = OVER VOTES	0	
			05 = UNDER VOTES	1,708	

	01	02	03	04	05

0112 JOLIET PCT 005	140	75	100	0	105
0113 JOLIET PCT 006	170	102	109	0	129
0114 JOLIET PCT 007	222	93	168	0	183
0120 JOLIET PCT 013	172	130	91	0	123
0121 JOLIET PCT 014	197	163	88	0	143
0122 JOLIET PCT 015	127	85	69	0	100
0123 JOLIET PCT 016	221	117	173	0	152
0135 JOLIET PCT 028	145	71	94	0	125
0136 JOLIET PCT 029	169	103	96	0	139
0137 JOLIET PCT 030	122	67	81	0	96
0139 JOLIET PCT 032	155	80	114	0	116
0141 JOLIET PCT 034	186	98	128	0	146
0142 JOLIET PCT 035	218	114	171	0	151
0163 LOCKPORT PCT 019	0	0	0	0	0
0182 NEW LENOX PCT 001	0	0	0	0	0

I, the undersigned do hereby certify that on April 25, 2023, I canvassed the returns of an election held on April 4, 2023 for **JOLIET PUBLIC SCHOOL DISTRICT NO. 86 – EAST SIDE**, and I proclaim that a total of **2,244** voters requested and received ballots and I do further certify the number of votes received for each candidate for this office, **and the winners are denoted with an asterisk next to his or her name.**

I further certify that the above is a true and complete Abstract of Votes and was prepared in my presence on April 25, 2023.

Lauren Staley Ferry

Lauren Staley Ferry, County Clerk
The County of Will, Illinois

RUN DATE: 04/19/23 09:22 AM

CONSOLIDATED ELECTION
APRIL 4, 2023

01 = BALLOTS CAST	6,205		JOLIET SD 86 WEST SCHOOL INSPECTOR FULL		
JOLIET SD 86 WEST SCHOOL INSPECTOR UNEXP 2YR			VOTE FOR NOT MORE THAN 1	2,869	54.86
VOTE FOR NOT MORE THAN 1			05 = R. EMIL STANDFIELD*	2,361	45.14
02 = ELVIS MADISON*	4,826	100.00	06 = JAZMIN MARTINEZ	0	
03 = OVER VOTES	0		07 = OVER VOTES	0	
04 = UNDER VOTES	1,379		08 = UNDER VOTES	975	

	01	02	03	04	05	06	07	08
0108 JOLIET PCT 001	232	197	0	35	111	98	0	23
0109 JOLIET PCT 002	337	261	0	76	160	118	0	59
0110 JOLIET PCT 003	267	210	0	57	140	96	0	31
0111 JOLIET PCT 004	212	177	0	35	79	109	0	24
0115 JOLIET PCT 008	200	160	0	40	89	82	0	29
0116 JOLIET PCT 009	323	257	0	66	135	138	0	50
0117 JOLIET PCT 010	363	280	0	83	173	138	0	52
0118 JOLIET PCT 011	305	248	0	57	136	126	0	43
0119 JOLIET PCT 012	168	139	0	29	63	88	0	17
0124 JOLIET PCT 017	429	333	0	96	222	121	0	86
0125 JOLIET PCT 018	653	469	0	184	312	201	0	140
0126 JOLIET PCT 019	363	269	0	94	163	136	0	64
0127 JOLIET PCT 020	430	312	0	118	202	143	0	85
0128 JOLIET PCT 021	137	110	0	27	69	48	0	20
0129 JOLIET PCT 022	185	144	0	41	80	70	0	35
0130 JOLIET PCT 023	154	120	0	34	65	64	0	25
0131 JOLIET PCT 024	144	121	0	23	63	67	0	14
0132 JOLIET PCT 025	209	164	0	45	109	74	0	26
0133 JOLIET PCT 026	244	210	0	34	112	106	0	26
0134 JOLIET PCT 027	141	113	0	28	47	81	0	13
0138 JOLIET PCT 031	236	175	0	61	99	101	0	36
0140 JOLIET PCT 033	4	3	0	1	2	1	0	1
0142 JOLIET PCT 035	0	0	0	0	0	0	0	0
0164 LOCKPORT PCT 020	0	0	0	0	0	0	0	0
0253 TROY PCT 012	322	242	0	80	161	105	0	56
0257 TROY PCT 016	147	112	0	35	77	50	0	20
0260 TROY PCT 019	0	0	0	0	0	0	0	0

I, the undersigned do hereby certify that on April 25, 2023, I canvassed the returns of an election held on April 4, 2023 for **JOLIET PUBLIC SCHOOL DISTRICT NO. 86 – WEST SIDE**, and I proclaim that a total of **6,205** voters requested and received ballots and I do further certify the number of votes received for each candidate for this office, **and the winners are denoted with an asterisk next to his or her name.**

I further certify that the above is a true and complete Abstract of Votes and was prepared in my presence on April 25, 2023.

Lauren Staley Ferry

Lauren Staley Ferry, County Clerk
The County of Will, Illinois

	VOTES	PERCENT	LARAWAY CCSD 70-C BOARD MEMBER				VOTES	PERCENT	
01 = BALLOTS CAST	215		VOTE FOR NOT MORE THAN 4						
			02 = SAUL BRASS*			165	30.67		
			03 = GARY E. KNIGHT*			136	25.28		
			04 = DAVID MATENAER*			108	20.07		
			05 = MICHELLE MATENAER*			129	23.98		
			06 = OVER VOTES			0			
			07 = UNDER VOTES			322			

	01	02	03	04	05	06	07		

0003 CHANNAHON PCT 003	0	0	0	0	0	0	0		
0106 JACKSON PCT 001	4	2	3	1	3	0	7		
0141 JOLIET PCT 034	2	2	2	2	2	0	0		
0142 JOLIET PCT 035	1	1	1	0	0	0	2		
0143 JOLIET PCT 036	123	95	75	58	70	0	194		
0144 JOLIET PCT 037	85	65	55	47	54	0	119		

I, the undersigned do hereby certify that on April 25, 2023, I canvassed the returns of an election held on April 4, 2023 for **LARAWAY COMMUNITY CONSOLIDATED SCHOOL DISTRICT NO. 70-C**, and I proclaim that a total of **215** voters requested and received ballots and I do further certify the number of votes received for each candidate for this office, **and the winners are denoted with an asterisk next to his or her name.**

I further certify that the above is a true and complete Abstract of Votes and was prepared in my presence on April 25, 2023.

Lauren Staley Ferry

Lauren Staley Ferry, County Clerk
The County of Will, Illinois

RUN DATE: 04/19/23 09:22 AM

CONSOLIDATED ELECTION
APRIL 4, 2023

	VOTES	PERCENT	LOCKPORT SCHOOL DISTRICT 91 REFERENDUM										VOTES	PERCENT
01 = BALLOTS CAST	1,108		VOTE FOR NOT MORE THAN 1											
LOCKPORT SD 91 BOARD MEMBER			09 = YES*										651	61.36
VOTE FOR NOT MORE THAN 3			10 = NO										410	38.64
02 = JOSELYN CUTFORTH*	469	17.74	11 = OVER VOTES										0	
03 = BILL PASSAGLIA	400	15.13	12 = UNDER VOTES										47	
04 = JOHN O'LEAR	423	16.00												
05 = COURTNEY OXLEY-TURNER*	721	27.27												
06 = MICHAEL T. ARVIDSON*	631	23.87												
07 = OVER VOTES	0													
08 = UNDER VOTES	680													

	01	02	03	04	05	06	07	08	09	10	11	12		

0155 LOCKPORT PCT 011	308	124	112	114	205	153	0	216	163	129	0	16		
0156 LOCKPORT PCT 012	220	87	86	89	137	125	0	136	119	93	0	8		
0160 LOCKPORT PCT 016	144	54	28	44	104	108	0	94	109	30	0	5		
0161 LOCKPORT PCT 017	436	204	174	176	275	245	0	234	260	158	0	18		

I, the undersigned do hereby certify that on April 25, 2023, I canvassed the returns of an election held on April 4, 2023 for **LOCKPORT SCHOOL DISTRICT NO. 91**, and I proclaim that a total of **1,108** voters requested and received ballots and I do further certify the number of votes received for each candidate for this office, **and the winners are denoted with an asterisk next to his or her name.**

I further certify that the above is a true and complete Abstract of Votes and was prepared in my presence on April 25, 2023.

Lauren Staley Ferry

 Lauren Staley Ferry, County Clerk
 The County of Will, Illinois

I, the undersigned do hereby certify that on April 25, 2023, I canvassed the returns of an election held on April 4, 2023 for **LOCKPORT SCHOOL DISTRICT 91** and I proclaim that a total of **1,108** voters requested and received ballots and I do further certify that the following Question of Public Policy did receive the number of votes herein recorded and has **PASSED**.

Shall the Board of Education of Milne-Kelvin Grove School District Number 91, Will County, Illinois, alter, repair and equip the existing facilities of the District, including providing security improvements, replacing portions of the roof at Kelvin Grove Middle School, improving accessibility under the Americans with Disabilities Act at Milne Grove Elementary School, installing central air conditioning systems at both school buildings, as well as improving the sites thereof, and issue bonds of said School District to the amount of \$2,500,000 for the purpose of paying the costs thereof?

I further certify that the above is a true and complete Abstract of Votes and was prepared in my presence on April 25, 2023.

Lauren Staley Ferry

 Lauren Staley Ferry, County Clerk
 The County of Will, Illinois

RUN DATE: 04/19/23 09:22 AM

CONSOLIDATED ELECTION
APRIL 4, 2023

	VOTES	PERCENT	MANHATTAN SD 114 BOARD MEMBER								VOTES	PERCENT
01 = BALLOTS CAST	1,124		VOTE FOR NOT MORE THAN 3									
										02 = JOHN PATRICK BURKE*	626	23.41
										03 = DAN DeCAPRIO*	570	21.32
										04 = MARK W GRAY	291	10.88
										05 = TOM BISCAN	482	18.03
										06 = CHERYL L. DONOVAN*	705	26.36
										07 = OVER VOTES	1	
										08 = UNDER VOTES	695	

			01	02	03	04	05	06	07	08		

0106 JACKSON PCT 001			0	0	0	0	0	0	0	0		
0107 JACKSON PCT 002			15	4	11	2	7	11	0	10		
0169 MANHATTAN PCT 001			234	119	106	64	104	143	0	166		
0170 MANHATTAN PCT 002			293	152	165	61	128	191	0	182		
0171 MANHATTAN PCT 003			149	93	74	54	56	105	1	62		
0172 MANHATTAN PCT 004			224	125	105	45	99	136	0	162		
0173 MANHATTAN PCT 005			209	133	109	65	88	119	0	113		
0310 WILTON PCT 001			0	0	0	0	0	0	0	0		

I, the undersigned do hereby certify that on April 25, 2023, I canvassed the returns of an election held on April 4, 2023 for **MANHATTAN SCHOOL DISTRICT NO. 114**, and I proclaim that a total of **1,124** voters requested and received ballots and I do further certify the number of votes received for each candidate for this office, **and the winners are denoted with an asterisk next to his or her name.**

I further certify that the above is a true and complete Abstract of Votes and was prepared in my presence on April 25, 2023.

Lauren Staley Ferry

Lauren Staley Ferry, County Clerk
The County of Will, Illinois

	VOTES	PERCENT	MINOOKA CCSD 201 BOARD MEMBER							VOTES	PERCENT
01 = BALLOTS CAST	1,191		VOTE FOR NOT MORE THAN 3								
			02 = JENNIFER MONSON							493	16.12
			03 = EMILY CONQUEST							569	18.61
			04 = BRIAN POHLMAN							471	15.40
			05 = THOMAS J. MCGOWAN							486	15.89
			06 = KATHERINE TONELLI							615	20.11
			07 = VINITA VOSS							424	13.87
			08 = OVER VOTES							2	
			09 = UNDER VOTES							509	

	01	02	03	04	05	06	07	08	09		

0002 CHANNAHON PCT 002	2	1	2	1	0	1	1	0	0		
0254 TROY PCT 013	372	157	158	133	146	209	128	0	185		
0255 TROY PCT 014	217	79	129	71	69	114	74	0	115		
0256 TROY PCT 015	4	1	1	0	0	1	0	0	9		
0258 TROY PCT 017	75	34	26	35	33	40	29	0	28		
0261 TROY PCT 020	207	75	116	78	73	107	85	1	84		
0262 TROY PCT 021	190	78	98	83	83	98	78	1	49		
0263 TROY PCT 022	124	68	39	70	82	45	29	0	39		

This political subdivision has been canvassed by the election authority in which their principal office is located.

	VOTES	PERCENT								VOTES	PERCENT	
01 = BALLOTS CAST	1,924		MOKENA SD 159 BOARD MEMBER									
			VOTE FOR NOT MORE THAN 3									
										02 = MICHELE COLEMAN	647	13.34
										03 = SAMANTHA TUNNEY*	934	19.26
										04 = KELLI MacMILLAN*	953	19.65
										05 = THOMAS FREYER	838	17.28
										06 = JULIE M. OOST*	985	20.31
										07 = AMANDA R. MONTGOMERY	492	10.15
										08 = OVER VOTES	5	
										09 = UNDER VOTES	908	

			01	02	03	04	05	06	07	08	09	

0057 FRANKFORT PCT 001	299	101	151	123	151	165	75	1	128			
0058 FRANKFORT PCT 002	217	73	102	108	97	104	71	0	96			
0061 FRANKFORT PCT 005	276	92	142	119	116	138	67	1	151			
0062 FRANKFORT PCT 006	233	85	110	108	93	131	54	2	112			
0063 FRANKFORT PCT 007	181	62	71	91	74	85	59	0	101			
0068 FRANKFORT PCT 012	217	52	127	114	97	129	48	0	84			
0069 FRANKFORT PCT 013	183	70	87	102	86	95	46	0	63			
0073 FRANKFORT PCT 017	230	71	100	134	95	105	47	0	138			
0074 FRANKFORT PCT 018	23	18	13	15	2	6	4	0	11			
0187 NEW LENOX PCT 006	65	23	31	39	27	27	21	1	24			

I, the undersigned do hereby certify that on April 25, 2023, I canvassed the returns of an election held on April 4, 2023 for **MOKENA SCHOOL DISTRICT NO. 159**, and I proclaim that a total of **1,924** voters requested and received ballots and I do further certify the number of votes received for each candidate for this office, **and the winners are denoted with an asterisk next to his or her name.**

I further certify that the above is a true and complete Abstract of Votes and was prepared in my presence on April 25, 2023.

Lauren Staley Ferry

Lauren Staley Ferry, County Clerk
The County of Will, Illinois

	VOTES	PERCENT		VOTES	PERCENT
01 = BALLOTS CAST	1,042		RICHLAND SD 88A BOARD MEMBER VOTE FOR NOT MORE THAN 4		
			02 = MICHELLE CIPITTI*	761	34.23
			03 = STEVEN McNABB*	776	34.91
			04 = SHAUNESE PIERRE*	686	30.86
			05 = OVER VOTES	0	
			06 = UNDER VOTES	1,945	

	01	02	03	04	05 06

0148 LOCKPORT PCT 004	0	0	0	0	0 0
0153 LOCKPORT PCT 009	209	149	151	134	0 402
0157 LOCKPORT PCT 013	385	300	301	273	0 666
0158 LOCKPORT PCT 014	120	84	94	74	0 228
0159 LOCKPORT PCT 015	94	66	63	57	0 190
0164 LOCKPORT PCT 020	111	74	70	64	0 236
0165 LOCKPORT PCT 021	123	88	97	84	0 223

I, the undersigned do hereby certify that on April 25, 2023, I canvassed the returns of an election held on April 4, 2023 for **RICHLAND SCHOOL DISTRICT NO. 88A**, and I proclaim that a total of **1,042** voters requested and received ballots and I do further certify the number of votes received for each candidate for this office, **and the winners are denoted with an asterisk next to his or her name.**

I further certify that the above is a true and complete Abstract of Votes and was prepared in my presence on April 25, 2023.

Lauren Staley Ferry

Lauren Staley Ferry, County Clerk
The County of Will, Illinois

RUN DATE: 04/19/23 09:22 AM

	VOTES	PERCENT					VOTES	PERCENT
01 = BALLOTS CAST	185		ROCKDALE SD 84 BOARD MEMBER					
			VOTE FOR NOT MORE THAN 3					
						02 = GERALYN WYKE*	134 35.64	
						03 = AHMED H. AICH-SANDINO*	123 32.71	
						04 = MARY JOLENE CHAMBLEE*	119 31.65	
						05 = OVER VOTES	0	
						06 = UNDER VOTES	179	

	01	02	03	04	05	06		

0131 JOLIET PCT 024	0	0	0	0	0	0		
0132 JOLIET PCT 025	42	29	28	34	0	35		
0138 JOLIET PCT 031	12	10	9	8	0	9		
0140 JOLIET PCT 033	131	95	86	77	0	135		

I, the undersigned do hereby certify that on April 25, 2023, I canvassed the returns of an election held on April 4, 2023 for **ROCKDALE SCHOOL DISTRICT NO. 84**, and I proclaim that a total of **185** voters requested and received ballots and I do further certify the number of votes received for each candidate for this office, **and the winners are denoted with an asterisk next to his or her name.**

I further certify that the above is a true and complete Abstract of Votes and was prepared in my presence on April 25, 2023.

Lauren Staley Ferry

Lauren Staley Ferry, County Clerk
The County of Will, Illinois

RUN DATE: 04/19/23 09:22 AM

	VOTES	PERCENT		VOTES	PERCENT
01 = BALLOTS CAST	359		STEGER SD 194 BOARD MEMBER FULL		
STEGER SD 194 BOARD MEMBER UNEXP 2YR			VOTE FOR NOT MORE THAN 3		
VOTE FOR NOT MORE THAN 1			05 = JILL MARTIN RAYMOND*	265	35.05
02 = NICHOLAS HUTCHISON*	293	100.00	06 = KAREN TURNER*	245	32.41
03 = OVER VOTES	0		07 = BUFFY GARCIA*	246	32.54
04 = UNDER VOTES	66		08 = OVER VOTES	0	
			09 = UNDER VOTES	321	

	01	02	03	04	05

0006 CRETE PCT 001	10	9	0	1	8
0007 CRETE PCT 002	114	91	0	23	84
0008 CRETE PCT 003	205	170	0	35	151
0009 CRETE PCT 004	30	23	0	7	22

I, the undersigned do hereby certify that on April 25, 2023, I canvassed the returns of an election held on April 4, 2023 for **STEGER SCHOOL DISTRICT NO. 194**, and I proclaim that a total of **895** voters requested and received ballots and I do further certify the number of votes received for each candidate for this office, **and the winners are denoted with an asterisk next to his or her name.**

I further certify that the above is a true and complete Abstract of Votes and was prepared in my presence on April 25, 2023.

Lauren Staley Ferry

Lauren Staley Ferry, County Clerk
The County of Will, Illinois

**1 School B.M., Steger 194,
 2yr.**

		Registered Voters	Voters Cast	Turnout (%)	NON - Nicholas Hutchison
7100007	Total	1095	116	10.59%	94
7100008	Total	1190	131	11.01%	114
7100009	Total	1215	52	4.28%	41
7100011	Total	792	112	14.14%	91
7100013	Total	699	97	13.88%	84
7100015	Total	265	28	10.57%	21
Contest Total		5256	536	10.20%	445

1 School B.M., Steger 194, 4yr.

		Registered Voters	Voters Cast	Turnout (%)	NON - Jill Martin Raymond	NON - Karen Turner	NON - Buffy Garcia
7100007	Total	1095	116	10.59%	90	84	76
7100008	Total	1190	131	11.01%	102	90	93
7100009	Total	1215	52	4.28%	42	40	37
7100011	Total	792	112	14.14%	86	79	77
7100013	Total	699	97	13.88%	70	72	68
7100015	Total	265	28	10.57%	19	20	19
Contest Total		5256	536	10.20%	409	385	370

RUN DATE: 04/19/23 09:22 AM

CONSOLIDATED ELECTION
APRIL 4, 2023

	VOTES		PERCENT		SUMMIT HILL SD 161 BOARD MEMBER								VOTES		PERCENT	
	VOTE FOR NOT MORE THAN 3															
01 = BALLOTS CAST	2,138															
											02 = JOY MURPHY*	1,206	25.10			
											03 = MATTHEW CAREY*	1,158	24.10			
											04 = JOHN WINTER*	1,185	24.67			
											05 = RONNIE PETREY	1,021	21.25			
											06 = WRITE-IN	234	4.87			
											07 = OVER VOTES	7				
											08 = UNDER VOTES	1,589				
	01	02	03	04	05	06	07	08								
0058 FRANKFORT PCT 002	0	0	0	0	0	0	0	0								
0059 FRANKFORT PCT 003	245	128	131	140	114	27	0	195								
0060 FRANKFORT PCT 004	134	74	72	70	69	22	0	95								
0063 FRANKFORT PCT 007	12	9	8	7	2	0	1	7								
0064 FRANKFORT PCT 008	129	66	74	77	63	7	0	100								
0065 FRANKFORT PCT 009	186	125	98	92	79	31	2	127								
0066 FRANKFORT PCT 010	181	119	103	101	64	12	2	138								
0070 FRANKFORT PCT 014	163	81	102	103	90	25	0	88								
0071 FRANKFORT PCT 015	203	98	130	135	128	13	0	105								
0072 FRANKFORT PCT 016	184	108	98	102	86	15	0	143								
0075 FRANKFORT PCT 019	215	116	122	124	102	22	0	159								
0076 FRANKFORT PCT 020	220	103	118	126	125	29	0	159								
0078 FRANKFORT PCT 022	43	28	16	20	18	1	0	46								
0080 FRANKFORT PCT 024	223	151	86	88	81	30	2	227								

I, the undersigned do hereby certify that on April 25, 2023, I canvassed the returns of an election held on April 4, 2023 for **SUMMIT HILL SCHOOL DISTRICT NO. 161**, and I proclaim that a total of **2,138** voters requested and received ballots and I do further certify the number of votes received for each candidate for this office, **and the winners are denoted with an asterisk next to his or her name.**

I further certify that the above is a true and complete Abstract of Votes and was prepared in my presence on April 25, 2023.

Lauren Staley Ferry

Lauren Staley Ferry, County Clerk
The County of Will, Illinois

RUN DATE: 04/19/23 09:22 AM

	VOTES	PERCENT		VOTES	PERCENT
01 = BALLOTS CAST	248		TAFD SD 90 BOARD MEMBER FULL		
TAFD SD 90 BOARD MEMBER UNEXP 2YR			VOTE FOR NOT MORE THAN 3		
VOTE FOR NOT MORE THAN 1			05 = MELISSA BRUSS*	134	29.45
02 = NO CANDIDATE FILED	0		06 = ROCCO V. COLELLA JR.*	139	30.55
03 = OVER VOTES	0		07 = NICOLE LANE*	182	40.00
04 = UNDER VOTES	248		08 = OVER VOTES	0	
			09 = UNDER VOTES	289	

	01	02	03	04	05

0160 LOCKPORT PCT 016	104	0	0	104	53
0162 LOCKPORT PCT 018	144	0	0	144	81
0168 LOCKPORT PCT 024	0	0	0	0	0

I, the undersigned do hereby certify that on April 25, 2023, I canvassed the returns of an election held on April 4, 2023 for **TAFD SCHOOL DISTRICT NO. 90**, and I proclaim that a total of **248** voters requested and received ballots and I do further certify the number of votes received for each candidate for this office, **and the winners are denoted with an asterisk next to his or her name.**

I further certify that the above is a true and complete Abstract of Votes and was prepared in my presence on April 25, 2023.

Lauren Staley Ferry

Lauren Staley Ferry, County Clerk
The County of Will, Illinois

	VOTES	PERCENT	TROY CCSD 30-C BOARD MEMBER FULL												
01 = BALLOTS CAST	4,697		VOTE FOR NOT MORE THAN 3												
TROY CCSD 30-C BOARD MEMBER UNEXP 2YR			05 = KATHY DeGEUS BARKER*	2,849	29.14										
VOTE FOR NOT MORE THAN 1			06 = CYNTHIA JO RASMUSSEN*	2,586	26.45										
02 = MARK GRIGLIONE*	3,780	100.00	07 = KRISTIN CROSS*	2,481	25.37										
03 = OVER VOTES	0		08 = DENNIS GROSSKOPF	1,862	19.04										
04 = UNDER VOTES	917		09 = OVER VOTES	7											
			10 = UNDER VOTES	4,292											
						01	02	03	04	05	06	07	08	09	10
0003 CHANNAHON PCT 003	3	3	0	0	2	1	3	2	0	1					
0234 PLAINFIELD PCT 031	51	42	0	9	23	28	25	24	0	53					
0242 TROY PCT 001	309	257	0	52	181	178	181	133	0	254					
0243 TROY PCT 002	175	136	0	39	82	76	87	74	2	200					
0244 TROY PCT 003	224	181	0	43	132	112	135	126	1	164					
0245 TROY PCT 004	311	264	0	47	180	176	172	132	0	273					
0246 TROY PCT 005	357	292	0	65	214	207	192	132	1	323					
0247 TROY PCT 006	108	98	0	10	79	69	73	53	0	50					
0248 TROY PCT 007	162	123	0	39	108	99	96	63	0	120					
0249 TROY PCT 008	413	335	0	78	249	224	200	143	1	420					
0250 TROY PCT 009	360	297	0	63	234	191	196	119	0	340					
0251 TROY PCT 010	180	152	0	28	116	117	110	76	1	118					
0252 TROY PCT 011	669	509	0	160	436	357	270	229	0	715					
0255 TROY PCT 014	106	89	0	17	75	66	69	51	0	57					
0256 TROY PCT 015	151	119	0	32	96	91	86	65	1	112					
0257 TROY PCT 016	395	311	0	84	232	220	203	153	0	377					
0258 TROY PCT 017	124	98	0	26	77	68	61	71	0	95					
0259 TROY PCT 018	287	228	0	59	161	159	162	91	0	288					
0260 TROY PCT 019	256	204	0	52	134	125	135	94	0	280					
0262 TROY PCT 021	52	38	0	14	34	20	23	29	0	50					
0263 TROY PCT 022	4	4	0	0	4	2	2	2	0	2					

I, the undersigned do hereby certify that on April 25, 2023, I canvassed the returns of an election held on April 4, 2023 for **TROY COMMUNITY CONSOLIDATED SCHOOL DISTRICT NO. 30-C**, and I proclaim that a total of **4,697** voters requested and received ballots and I do further certify the number of votes received for each candidate for this office, **and the winners are denoted with an asterisk next to his or her name.**

I further certify that the above is a true and complete Abstract of Votes and was prepared in my presence on April 25, 2023.

Lauren Staley Ferry

Lauren Staley Ferry, County Clerk
The County of Will, Illinois

	VOTES	PERCENT					VOTES	PERCENT
01 = BALLOTS CAST	99		UNION SD 81 BOARD MEMBER					
			VOTE FOR NOT MORE THAN 4					
						02 = ANNA HOMOLKA*	71 24.83	
						03 = SHELLY SINCLAIR*	73 25.52	
						04 = LINDA BRUNNER*	70 24.48	
						05 = CHRISTOPHER GUSTAFSON*	72 25.17	
						06 = OVER VOTES	0	
						07 = UNDER VOTES	110	

	01	02	03	04	05	06	07	

0142 JOLIET PCT 035	0	0	0	0	0	0	0	
0144 JOLIET PCT 037	64	50	51	47	50	0	58	
0197 NEW LENOX PCT 016	35	21	22	23	22	0	52	
0199 NEW LENOX PCT 018	0	0	0	0	0	0	0	

I, the undersigned do hereby certify that on April 25, 2023, I canvassed the returns of an election held on April 4, 2023 for **UNION SCHOOL DISTRICT NO. 81**, and I proclaim that a total of **99** voters requested and received ballots and I do further certify the number of votes received for each candidate for this office, **and the winners are denoted with an asterisk next to his or her name.**

I further certify that the above is a true and complete Abstract of Votes and was prepared in my presence on April 25, 2023.

Lauren Staley Ferry

Lauren Staley Ferry, County Clerk
The County of Will, Illinois

	VOTES PERCENT		WILL COUNTY SD 92 BOARD MEMBER								VOTES PERCENT	
	VOTES	PERCENT	VOTE FOR NOT MORE THAN 3								VOTES	PERCENT
01 = BALLOTS CAST	2,111											
			02 = THERESA "TAMMY" HAYES	969	19.30							
			03 = TRICIA TABOR	942	18.76							
			04 = JEFF PRZYBYL*	1,020	20.31							
			05 = GINA TIDWELL*	1,082	21.55							
			06 = MATTHEW DUSTERHOFT*	1,009	20.09							
			07 = OVER VOTES	0								
			08 = UNDER VOTES	1,311								

	01	02	03	04	05	06	07	08				

0051 DU PAGE PCT 033	28	5	4	6	25	16	0	28				
0087 HOMER PCT 001	184	102	86	96	86	86	0	96				
0088 HOMER PCT 002	526	237	232	261	254	235	0	359				
0089 HOMER PCT 003	80	40	40	44	33	36	0	47				
0093 HOMER PCT 007	416	214	188	215	180	171	0	280				
0096 HOMER PCT 010	70	28	27	33	33	30	0	59				
0099 HOMER PCT 013	136	60	55	61	82	82	0	68				
0102 HOMER PCT 016	147	51	65	70	85	84	0	86				
0148 LOCKPORT PCT 004	6	3	2	2	1	1	0	9				
0149 LOCKPORT PCT 005	229	103	108	108	133	113	0	122				
0154 LOCKPORT PCT 010	243	107	117	107	135	133	0	130				
0156 LOCKPORT PCT 012	46	19	18	17	35	22	0	27				

I, the undersigned do hereby certify that on April 25, 2023, I canvassed the returns of an election held on April 4, 2023 for **WILL COUNTY SCHOOL DISTRICT NO. 92**, and I proclaim that a total of **2,111** voters requested and received ballots and I do further certify the number of votes received for each candidate for this office, **and the winners are denoted with an asterisk next to his or her name.**

I further certify that the above is a true and complete Abstract of Votes and was prepared in my presence on April 25, 2023.

Lauren Staley Ferry

Lauren Staley Ferry, County Clerk
The County of Will, Illinois

UNIT SCHOOL DISTRICTS



LAUREN STALEY FERRY
WILL COUNTY CLERK

JOLIET, ILLINOIS

RUN DATE: 04/19/23 09:22 AM

CONSOLIDATED ELECTION
APRIL 4, 2023

	VOTES	PERCENT	BEECHER CUSD 200U REFERENDUM										VOTES	PERCENT
01 = BALLOTS CAST	1,379		VOTE FOR NOT MORE THAN 1											
BEECHER CUSD 200U BOARD MEMBER			11 = YES*										752	54.97
VOTE FOR NOT MORE THAN 4			12 = NO										616	45.03
02 = STACY MAZUREK*	611	14.56	13 = OVER VOTES										0	
03 = ASHLEY FLUECHTLING*	650	15.49	14 = UNDER VOTES										11	
04 = MELANIE BRENNENSTALL	509	12.13												
05 = BRANDY FLORES*	825	19.67												
06 = ADRIANA DIACHENKO*	720	17.16												
07 = SUSAN SIWINSKI	443	10.56												
08 = TODD GREGORY	437	10.42												
09 = OVER VOTES	6													
10 = UNDER VOTES	1,297													

	01	02	03	04	05	06	07	08	09	10	11	12	13	14

0264 WASHINGTON PCT 001	452	176	187	176	284	268	140	127	2	442	269	180	0	3
0265 WASHINGTON PCT 002	487	228	261	168	282	257	165	139	2	440	274	209	0	4
0266 WASHINGTON PCT 003	414	198	189	150	250	186	126	153	0	404	201	210	0	3
0306 WILL PCT 001	26	9	13	15	9	9	12	18	2	11	8	17	0	1

I, the undersigned do hereby certify that on April 25, 2023, I canvassed the returns of an election held on April 4, 2023 for **BEECHER COMMUNITY CONSOLIDATED UNIT SCHOOL DISTRICT NO. 200U**, and I proclaim that a total of **1,379** voters requested and received ballots and I do further certify the number of votes received for each candidate for this office, **and the winners are denoted with an asterisk next to his or her name.**

I further certify that the above is a true and complete Abstract of Votes and was prepared in my presence on April 25, 2023.

Lauren Staley Ferry
 Lauren Staley Ferry, County Clerk
 The County of Will, Illinois

I, the undersigned do hereby certify that on April 25, 2023, I canvassed the returns of an election held on April 4, 2023 for **BEECHER COMMUNITY UNIT SCHOOL DISTRICT 200U** and I proclaim that a total of **1,379** voters requested and received ballots and I do further certify that the following Question of Public Policy did receive the number of votes herein recorded and has **PASSED.**

Shall the limiting rate under the Property Tax Extension Limitation Law for Beecher Community Unit School District Number 200U, Will County, Illinois, be increased by an additional amount equal to 0.4982% above the limiting rate for the purpose of funding increased educational and other school district expenses for levy year 2021 and be equal to 5.3500% of the equalized assessed value of the taxable property therein for levy year 2023?

- (1) *The approximate amount of taxes extendable at the most recently extended limiting rate is \$8,909,201 and the approximate amount of taxes extendable if the proposition is approved is \$9,824,029.*
- (2) *For the 2023 levy year the approximate amount of the additional tax extendable against property containing a single family residence and having a fair market value at the time of the referendum of \$100,000 is estimated to be \$166.07.*
- (3) *If the proposition is approved, the aggregate extension for 2023 will be determined by the limiting rate set forth in the proposition, rather than the otherwise applicable limiting rate calculated under the provisions of the Property Tax Extension Limitation Law (commonly known as the Property Tax Cap Law).*

I further certify that the above is a true and complete Abstract of Votes and was prepared in my presence on April 25, 2023.

Lauren Staley Ferry
 Lauren Staley Ferry, County Clerk
 The County of Will, Illinois

ABSTRACT OF VOTES

RUN DATE: 04/19/23 09:22 AM

CONSOLIDATED ELECTION
APRIL 4, 2023

OFFICIAL RESULTS

	VOTES	PERCENT								VOTES	PERCENT
01 = BALLOTS CAST	0		COAL CITY CUSD 1 BOARD MEMBER								
			VOTE FOR NOT MORE THAN 4								
			02 = KENNETH P. MILLER							0	
			03 = QUINTIN HARMON							0	
			04 = DANIEL P. ENGELHARDT							0	
			05 = CYNTHIA "CINDY" KLEIN							0	
			06 = OVER VOTES							0	
			07 = UNDER VOTES							0	

	01	02	03	04	05	06	07				

0308 WILMINGTON PCT 002	0	0	0	0	0	0	0				

This political subdivision has been canvassed by the election authority in which their principal office is located.

RUN DATE: 04/19/23 09:22 AM

CONSOLIDATED ELECTION
APRIL 4, 2023

	VOTES	PERCENT		VOTES	PERCENT
01 = BALLOTS CAST	380		CRETE-MONEE 201U - DIST 1 BOARD MEMBER		
			VOTE FOR NOT MORE THAN 1		
			02 = WILLIAM J SAWALLISCH JR*	327	100.00
			03 = OVER VOTES	0	
			04 = UNDER VOTES	53	

			01 02 03 04		

0174 MONEE PCT 001	24	21	0 3		
0175 MONEE PCT 002	0	0	0 0		
0176 MONEE PCT 003	145	126	0 19		
0177 MONEE PCT 004	207	178	0 29		
0181 MONEE PCT 008	4	2	0 2		

I, the undersigned do hereby certify that on April 25, 2023, I canvassed the returns of an election held on April 4, 2023 for **CRETE-MONEE COMMUNITY SCHOOL DISTRICT NO. 201U - DISTRICT ONE**, and I proclaim that a total of **380** voters requested and received ballots and I do further certify the number of votes received for each candidate for this office, **and the winners are denoted with an asterisk next to his or her name.**

I further certify that the above is a true and complete Abstract of Votes and was prepared in my presence on April 25, 2023.

Lauren Staley Ferry

 Lauren Staley Ferry, County Clerk
 The County of Will, Illinois

RUN DATE: 04/19/23 09:22 AM

CONSOLIDATED ELECTION
APRIL 4, 2023

	VOTES	PERCENT		VOTES	PERCENT
01 = BALLOTS CAST	741		CRETE-MONEE 201U - DIST 2 BOARD MEMBER		
			VOTE FOR NOT MORE THAN 1		
			02 = MAURICE "MO" BROWN*	657	98.35
			03 = WRITE-IN	11	1.65
			04 = OVER VOTES	1	
			05 = UNDER VOTES	72	

	01	02	03	04	05

0175 MONEE PCT 002	18	17	1	0	0
0176 MONEE PCT 003	4	3	0	0	1
0177 MONEE PCT 004	7	6	0	0	1
0179 MONEE PCT 006	230	206	3	0	21
0180 MONEE PCT 007	368	335	4	1	28
0181 MONEE PCT 008	114	90	3	0	21

I, the undersigned do hereby certify that on April 25, 2023, I canvassed the returns of an election held on April 4, 2023 for **CRETE-MONEE COMMUNITY SCHOOL DISTRICT NO. 201U – DISTRICT TWO**, and I proclaim that a total of **741** voters requested and received ballots and I do further certify the number of votes received for each candidate for this office, **and the winners are denoted with an asterisk next to his or her name.**

I further certify that the above is a true and complete Abstract of Votes and was prepared in my presence on April 25, 2023.

Lauren Staley Ferry

Lauren Staley Ferry, County Clerk
The County of Will, Illinois

	VOTES	PERCENT		VOTES	PERCENT
01 = BALLOTS CAST	394		CRETE-MONEE 201U - DIST 4 BOARD MEMBER		
			VOTE FOR NOT MORE THAN 1		
			02 = JEANINE GALBRAITH	186	47.94
			03 = ALEJANDRO "ALEX" GALLEGOS*	202	52.06
			04 = OVER VOTES	0	
			05 = UNDER VOTES	6	

	01	02	03	04	05
	-----	-----	-----	-----	-----
0006 CRETE PCT 001	142	54	84	0	4
0013 CRETE PCT 008	202	114	87	0	1
0014 CRETE PCT 009	0	0	0	0	0
0175 MONEE PCT 002	50	18	31	0	1

I, the undersigned do hereby certify that on April 25, 2023, I canvassed the returns of an election held on April 4, 2023 for **CRETE-MONEE COMMUNITY SCHOOL DISTRICT NO. 201U – DISTRICT FOUR**, and I proclaim that a total of **394** voters requested and received ballots and I do further certify the number of votes received for each candidate for this office, **and the winners are denoted with an asterisk next to his or her name.**

I further certify that the above is a true and complete Abstract of Votes and was prepared in my presence on April 25, 2023.

Lauren Staley Ferry

Lauren Staley Ferry, County Clerk
The County of Will, Illinois

RUN DATE: 04/19/23 09:22 AM

CONSOLIDATED ELECTION
APRIL 4, 2023

	VOTES	PERCENT		VOTES	PERCENT
01 = BALLOTS CAST	345		CRETE-MONEE 201U - DIST 5 BOARD MEMBER		
			VOTE FOR NOT MORE THAN 1		
			02 = JAMIE ZITE-STUMBRIS*	279	100.00
			03 = OVER VOTES	0	
			04 = UNDER VOTES	66	

	01	02	03	04	
	-----	-----	-----	-----	
0009 CRETE PCT 004	95	82	0	13	
0010 CRETE PCT 005	30	25	0	5	
0011 CRETE PCT 006	38	31	0	7	
0013 CRETE PCT 008	8	4	0	4	
0014 CRETE PCT 009	131	104	0	27	
0016 CRETE PCT 011	36	28	0	8	
0017 CRETE PCT 012	7	5	0	2	

I, the undersigned do hereby certify that on April 25, 2023, I canvassed the returns of an election held on April 4, 2023 for **CRETE-MONEE COMMUNITY SCHOOL DISTRICT NO. 201U – DISTRICT FIVE**, and I proclaim that a total of **345** voters requested and received ballots and I do further certify the number of votes received for each candidate for this office, **and the winners are denoted with an asterisk next to his or her name.**

I further certify that the above is a true and complete Abstract of Votes and was prepared in my presence on April 25, 2023.



Lauren Staley Ferry, County Clerk
The County of Will, Illinois

RUN DATE: 04/19/23 09:22 AM

CONSOLIDATED ELECTION
APRIL 4, 2023

	VOTES PERCENT						INDIAN PRAIRIE CUSD 204 BOARD MEMBER		
	01	02	03	04	05	06	VOTES	PERCENT	
01 = BALLOTS CAST	8,932						VOTE FOR NOT MORE THAN 3		
							02 = CATEY GENC	5,408	30.11
							03 = JUSTIN KARUBAS	6,093	33.92
							04 = MARK RISING	6,462	35.97
							05 = OVER VOTES	0	
							06 = UNDER VOTES	8,833	
0019 DU PAGE PCT 001	95	60	49	55	0	121			
0027 DU PAGE PCT 009	0	0	0	0	0	0			
0032 DU PAGE PCT 014	5	5	4	4	0	2			
0269 WHEATLAND PCT 002	908	596	576	681	0	871			
0270 WHEATLAND PCT 003	462	245	298	316	0	527			
0271 WHEATLAND PCT 004	337	215	222	236	0	338			
0272 WHEATLAND PCT 005	487	276	324	335	0	526			
0273 WHEATLAND PCT 006	267	170	201	208	0	222			
0274 WHEATLAND PCT 007	403	237	288	306	0	378			
0275 WHEATLAND PCT 008	433	297	302	330	0	370			
0276 WHEATLAND PCT 009	508	330	404	413	0	377			
0277 WHEATLAND PCT 010	438	250	317	338	0	409			
0278 WHEATLAND PCT 011	467	284	323	321	0	473			
0279 WHEATLAND PCT 012	408	209	246	263	0	506			
0280 WHEATLAND PCT 013	269	160	184	186	0	277			
0281 WHEATLAND PCT 014	548	306	350	362	0	626			
0282 WHEATLAND PCT 015	425	247	255	291	0	482			
0283 WHEATLAND PCT 016	101	74	82	82	0	65			
0284 WHEATLAND PCT 017	267	175	193	203	0	230			
0285 WHEATLAND PCT 018	436	278	319	329	0	382			
0286 WHEATLAND PCT 019	163	130	124	129	0	106			
0287 WHEATLAND PCT 020	330	174	233	252	0	331			
0288 WHEATLAND PCT 021	364	223	271	275	0	323			
0289 WHEATLAND PCT 022	164	106	108	106	0	172			
0290 WHEATLAND PCT 023	17	16	13	13	0	9			
0291 WHEATLAND PCT 024	331	181	225	238	0	349			
0304 WHEATLAND PCT 037	299	164	182	190	0	361			

This political subdivision has been canvassed by the election authority in which their principal office is located.

ABSTRACT OF VOTES

RUN DATE: 04/19/23 09:22 AM

CONSOLIDATED ELECTION
APRIL 4, 2023

OFFICIAL RESULTS

	VOTES	PERCENT								VOTES	PERCENT
01 = BALLOTS CAST	5		MANTENO CUSD 5 BOARD MEMBER								
			VOTE FOR NOT MORE THAN 4								
										5	31.25
										3	18.75
										3	18.75
										5	31.25
										0	
										4	

			01	02	03	04	05	06	07		

0267 WESLEY PCT 001			5	5	3	3	5	0	4		

This political subdivision has been canvassed by the election authority in which their principal office is located.

	VOTES	PERCENT									VOTES	PERCENT
01 = BALLOTS CAST	2,042		NAPERVILLE CUSD 203 BOARD MEMBER									
			VOTE FOR NOT MORE THAN 3									
			02 = KRISTINE M. GERICKE								1,192	25.24
			03 = JOSEPH (JOE) KOZMINSKI								1,150	24.35
			04 = GILBERT R. WAGNER								566	11.99
			05 = RONALD AMATO								835	17.68
			06 = MELISSA KELLEY BLACK								979	20.73
			07 = OVER VOTES								2	
			08 = UNDER VOTES								1,398	

	01	02	03	04	05	06	07	08	-----			
0019 DU PAGE PCT 001	411	256	245	118	147	196	0	271				
0020 DU PAGE PCT 002	476	304	292	121	174	268	1	266				
0021 DU PAGE PCT 003	512	270	272	153	238	205	1	395				
0022 DU PAGE PCT 004	131	70	60	58	36	66	0	103				
0025 DU PAGE PCT 007	459	265	253	96	216	225	0	322				
0275 WHEATLAND PCT 008	53	27	28	20	24	19	0	41				

This political subdivision has been canvassed by the election authority in which their principal office is located.

RUN DATE: 04/19/23 09:22 AM

CONSOLIDATED ELECTION
APRIL 4, 2023

		VOTES	PERCENT	OSWEGO CUSD 308 BOARD MEMBER FULL										VOTES	PERCENT
01 = BALLOTS CAST		1,242		VOTE FOR NOT MORE THAN 3											
OSWEGO CUSD 308 BOARD MEMBER UNEXP 2YR				06 = DOMINICK CIRONE										791	22.84
VOTE FOR NOT MORE THAN 1				07 = RICHARD B. GILMORE										296	8.55
02 = JARED PLOGER		853	71.08	08 = HEATHER GREGAR										320	9.24
03 = KEVIN D. JOHNSON		347	28.92	09 = JOANNE ANASTASIA JOHNSON										287	8.29
04 = OVER VOTES		2		10 = AMY MURILLO										854	24.66
05 = UNDER VOTES		40		11 = MARY JO WENMOUTH										754	21.77
				12 = NICKY A. BOECKER										161	4.65
				13 = OVER VOTES										5	
				14 = UNDER VOTES										248	

		01	02	03	04	05	06	07	08	09	10	11	12	13	14

0290	WHEATLAND PCT 023	53	37	15	0	1	37	15	15	14	34	32	5	0	7
0298	WHEATLAND PCT 031	167	102	58	1	6	96	49	63	49	106	91	16	0	31
0299	WHEATLAND PCT 032	287	201	76	0	10	187	63	58	58	212	180	49	1	51
0300	WHEATLAND PCT 033	248	199	44	0	5	177	29	38	30	195	182	41	1	49
0301	WHEATLAND PCT 034	230	155	73	0	2	149	64	67	60	154	137	26	0	33
0302	WHEATLAND PCT 035	143	95	43	0	5	88	38	40	37	92	79	10	2	39
0303	WHEATLAND PCT 036	114	64	38	1	11	57	38	39	39	61	53	14	1	38

This political subdivision has been canvassed by the election authority in which their principal office is located.

	VOTES	PERCENT					VOTES	PERCENT
01 = BALLOTS CAST	1,064		PEOTONE CUSD 207-U BOARD MEMBER					
			VOTE FOR NOT MORE THAN 3					
						02 = JENNIFER MOE*	717 31.60	
						03 = RICHARD UTHE*	751 33.10	
						04 = JODI BECKER*	801 35.30	
						05 = OVER VOTES	0	
						06 = UNDER VOTES	923	

	01	02	03	04	05	06		

0085 GREEN GARDEN PCT 001	106	77	74	86	0	81		
0086 GREEN GARDEN PCT 002	82	74	74	75	0	23		
0171 MANHATTAN PCT 003	19	8	9	14	0	26		
0202 PEOTONE PCT 001	263	152	172	189	0	276		
0203 PEOTONE PCT 002	274	183	194	211	0	234		
0306 WILL PCT 001	128	91	95	100	0	98		
0310 WILTON PCT 001	192	132	133	126	0	185		

I, the undersigned do hereby certify that on April 25, 2023, I canvassed the returns of an election held on April 4, 2023 for **PEOTONE COMMUNITY SCHOOL DISTRICT NO. 207-U**, and I proclaim that a total of **1,064** voters requested and received ballots and I do further certify the number of votes received for each candidate for this office, **and the winners are denoted with an asterisk next to his or her name.**

I further certify that the above is a true and complete Abstract of Votes and was prepared in my presence on April 25, 2023.

Lauren Staley Ferry

Lauren Staley Ferry, County Clerk
The County of Will, Illinois

Statement of Votes Cast
 CONSOLIDATED ELECTION
 TUESDAY, APRIL 4, 2023
 KANKAKEE COUNTY, ILLINOIS
 April 4, 2023 Consolidated Election
 FINAL RESULTS

Date: 4/19/2023
 Time: 10:30:34 AM CDT
 Page 71/100

PEOTONE CUSD NO 207-U BOARD MEMBER

	Reg. Voters	Total Votes	JENNIFER MOE	RICHARD UTHE	JODI BECKER
Jurisdiction Wide					
YELLOWHEAD 1	-	-	-	-	-
YELLOWHEAD 2	-	-	-	-	-
SUMNER	-	-	-	-	-
MANTENO 1	-	-	-	-	-
MANTENO 2	-	-	-	-	-
MANTENO 3	-	-	-	-	-
MANTENO 4	-	-	-	-	-
MANTENO 5	-	-	-	-	-
MANTENO 6	-	-	-	-	-
ROCKVILLE	0	0	0	0	0
MOMENCE 1	-	-	-	-	-
MOMENCE 2	-	-	-	-	-
GANEER 1	-	-	-	-	-
GANEER 2	-	-	-	-	-
GANEER 3	-	-	-	-	-
LIMESTONE 1	-	-	-	-	-
LIMESTONE 2	-	-	-	-	-
LIMESTONE 3	-	-	-	-	-
LIMESTONE 4	-	-	-	-	-
SALINA	-	-	-	-	-
ESSEX	-	-	-	-	-
PEMBROKE 1	-	-	-	-	-
PEMBROKE 2	-	-	-	-	-
ST. ANNE	-	-	-	-	-
AROMA 1	-	-	-	-	-
AROMA 2	-	-	-	-	-
AROMA 3	-	-	-	-	-
OTTO 1	-	-	-	-	-
OTTO 2	-	-	-	-	-
PILOT	-	-	-	-	-
NORTON	-	-	-	-	-
KANKAKEE 1	-	-	-	-	-
KANKAKEE 2	-	-	-	-	-
KANKAKEE 3	-	-	-	-	-
KANKAKEE 4	-	-	-	-	-
KANKAKEE 5	-	-	-	-	-
KANKAKEE 6	-	-	-	-	-
KANKAKEE 7	-	-	-	-	-
KANKAKEE 8	-	-	-	-	-
KANKAKEE 9	-	-	-	-	-
BOURBONNAIS 1	-	-	-	-	-

Statement of Votes Cast
 CONSOLIDATED ELECTION
 TUESDAY, APRIL 4, 2023
 KANKAKEE COUNTY, ILLINOIS
 April 4, 2023 Consolidated Election
 FINAL RESULTS

Date: 4/19/2023
 Time: 10:30:34 AM CDT
 Page 72/100

PEOTONE CUSD NO 207-U BOARD MEMBER

	Reg. Voters	Total Votes	JENNIFER MOE	RICHARD UTHE	JODI BECKER
BOURBONNAIS 2	-	-	-	-	-
BOURBONNAIS 3	-	-	-	-	-
BOURBONNAIS 4	-	-	-	-	-
BOURBONNAIS 5	-	-	-	-	-
BOURBONNAIS 6	-	-	-	-	-
BOURBONNAIS 7	-	-	-	-	-
BOURBONNAIS 8	-	-	-	-	-
BOURBONNAIS 9	-	-	-	-	-
BOURBONNAIS 10	-	-	-	-	-
BOURBONNAIS 11	-	-	-	-	-
BOURBONNAIS 12	-	-	-	-	-
BOURBONNAIS 13	-	-	-	-	-
BOURBONNAIS 14	-	-	-	-	-
BOURBONNAIS 15	-	-	-	-	-
BOURBONNAIS 16	-	-	-	-	-
BOURBONNAIS 17	-	-	-	-	-
BOURBONNAIS 18	-	-	-	-	-
BOURBONNAIS 19	-	-	-	-	-
Total	0	0	0	0	0

	VOTES PERCENT							VOTES PERCENT	
	01	02	03	04	05	06	07		
01 = BALLOTS CAST	8,830								
	PLAINFIELD CCSD 202 BOARD MEMBER								
	VOTE FOR NOT MORE THAN 3								
	02 = MARGARITA MORELOS*							5,122	26.12
	03 = SAVENA JOINER							4,079	20.80
	04 = HEATHER ROACH*							5,564	28.38
	05 = ELIAS KALANTZIS*							4,843	24.70
	06 = OVER VOTES							3	
	07 = UNDER VOTES							6,873	
	01	02	03	04	05	06	07		
0041 DU PAGE PCT 023	39	31	22	23	23	0	18		
0042 DU PAGE PCT 024	24	18	14	17	8	0	15		
0047 DU PAGE PCT 029	192	120	104	136	98	0	118		
0049 DU PAGE PCT 031	102	70	42	67	62	0	65		
0052 DU PAGE PCT 034	191	130	99	130	126	0	88		
0053 DU PAGE PCT 035	34	20	19	22	17	0	24		
0054 DU PAGE PCT 036	0	0	0	0	0	0	0		
0153 LOCKPORT PCT 009	27	14	17	17	13	0	20		
0158 LOCKPORT PCT 014	10	5	2	9	4	0	10		
0164 LOCKPORT PCT 020	72	41	36	49	41	0	49		
0204 PLAINFIELD PCT 001	167	104	81	112	84	0	120		
0205 PLAINFIELD PCT 002	162	87	77	93	90	0	139		
0206 PLAINFIELD PCT 003	197	122	84	120	137	0	128		
0207 PLAINFIELD PCT 004	64	38	28	41	31	1	51		
0208 PLAINFIELD PCT 005	78	53	40	50	36	0	55		
0209 PLAINFIELD PCT 006	41	34	24	32	23	0	10		
0210 PLAINFIELD PCT 007	80	47	40	55	32	0	66		
0211 PLAINFIELD PCT 008	189	102	97	119	114	0	135		
0212 PLAINFIELD PCT 009	258	150	115	158	147	0	204		
0213 PLAINFIELD PCT 010	275	137	108	178	156	0	246		
0214 PLAINFIELD PCT 011	27	16	16	20	12	0	17		
0215 PLAINFIELD PCT 012	73	44	43	42	36	0	54		
0216 PLAINFIELD PCT 013	242	147	118	146	152	1	160		
0217 PLAINFIELD PCT 014	256	138	125	162	162	0	181		
0218 PLAINFIELD PCT 015	296	181	140	184	186	0	197		
0219 PLAINFIELD PCT 016	202	117	84	120	139	0	146		
0220 PLAINFIELD PCT 017	157	90	76	108	83	0	114		
0221 PLAINFIELD PCT 018	172	88	88	101	73	0	166		
0222 PLAINFIELD PCT 019	173	94	66	107	90	0	162		
0223 PLAINFIELD PCT 020	228	105	81	135	121	0	242		
0224 PLAINFIELD PCT 021	216	125	93	155	112	0	163		
0225 PLAINFIELD PCT 022	96	63	39	63	64	0	59		
0226 PLAINFIELD PCT 023	153	85	59	105	80	0	130		
0227 PLAINFIELD PCT 024	241	135	114	176	130	0	168		
0228 PLAINFIELD PCT 025	146	101	81	92	68	0	96		
0229 PLAINFIELD PCT 026	161	94	68	88	77	0	156		
0230 PLAINFIELD PCT 027	115	72	59	72	51	0	91		
0231 PLAINFIELD PCT 028	189	114	86	124	84	0	159		
0232 PLAINFIELD PCT 029	177	114	88	121	93	0	115		
0233 PLAINFIELD PCT 030	206	106	87	139	109	0	177		
0234 PLAINFIELD PCT 031	133	73	78	76	74	0	98		
0235 PLAINFIELD PCT 032	209	120	97	124	109	0	177		
0236 PLAINFIELD PCT 033	394	216	162	264	204	1	333		
0237 PLAINFIELD PCT 034	143	82	77	104	67	0	99		
0238 PLAINFIELD PCT 035	132	80	60	80	58	0	118		
0249 TROY PCT 008	77	48	30	46	32	0	75		
0268 WHEATLAND PCT 001	113	61	58	65	60	0	95		
0283 WHEATLAND PCT 016	60	32	21	33	39	0	55		
0289 WHEATLAND PCT 022	45	28	28	30	25	0	24		
0290 WHEATLAND PCT 023	89	45	50	56	40	0	76		
0291 WHEATLAND PCT 024	167	83	66	88	82	0	182		

RUN DATE: 04/19/23 09:22 AM

CONSOLIDATED ELECTION
APRIL 4, 2023

	VOTES	PERCENT	PLAINFIELD CCSD 202 BOARD MEMBER					VOTES	PERCENT
01 = BALLOTS CAST	8,830		VOTE FOR NOT MORE THAN 3						
							02 = MARGARITA MORELOS*	5,122 26.12	
							03 = SAVENA JOINER	4,079 20.80	
							04 = HEATHER ROACH*	5,564 28.38	
							05 = ELIAS KALANTZIS*	4,843 24.70	
							06 = OVER VOTES	3	
							07 = UNDER VOTES	6,873	
(CONTINUED FROM PREVIOUS PAGE)	01	02	03	04	05	06	07		
0292 WHEATLAND PCT 025	168	92	71	85	100	0	156		
0293 WHEATLAND PCT 026	265	167	116	142	168	0	202		
0294 WHEATLAND PCT 027	169	106	96	113	77	0	115		
0295 WHEATLAND PCT 028	215	134	83	118	147	0	163		
0296 WHEATLAND PCT 029	247	145	126	148	145	0	177		
0297 WHEATLAND PCT 030	260	140	103	166	155	0	216		
0303 WHEATLAND PCT 036	58	31	18	37	29	0	59		
0304 WHEATLAND PCT 037	20	6	7	9	7	0	31		
0305 WHEATLAND PCT 038	138	81	72	92	61	0	108		

I, the undersigned do hereby certify that on April 25, 2023, I canvassed the returns of an election held on April 4, 2023 for **PLAINFIELD COMMUNITY CONSOLIDATED SCHOOL DISTRICT NO. 202**, and I proclaim that a total of **9,306** voters requested and received ballots and I do further certify the number of votes received for each candidate for this office, **and the winners are denoted with an asterisk next to his or her name.**

I further certify that the above is a true and complete Abstract of Votes and was prepared in my presence on April 25, 2023.

Lauren Staley Ferry

Lauren Staley Ferry, County Clerk
The County of Will, Illinois

RUN DATE:04/18/23 02:33 PM

APRIL 4, 2023
KENDALL COUNTY, ILLINOIS
WITH 6 OF 6 PRECINCTS REPORTING

REPORT-EL86 PAGE 037

01 = BALLOTS CAST

VOTES	PERCENT		VOTES	PERCENT
476		PLAINFIELD CCSD 202 BD.MBR		
		VOTE FOR 3		
		02 = MARGARITA MORELOS	265	25.63
		03 = SAVENA JOINER	250	24.18
		04 = HEATHER ROACH	283	27.37
		05 = ELIAS KALANTZIS	236	22.82
		06 = OVER VOTES	1	
		07 = UNDER VOTES	391	

	01	02	03	04	05	06	07
0068 NA AU SAY 1	8	3	4	6	2	0	9
0069 NA AU SAY 2	124	69	71	67	57	0	108
0070 NA AU SAY 3	73	43	36	52	39	0	49
0071 NA AU SAY 4	96	58	51	52	52	0	75
0072 NA AU SAY 5	69	33	30	39	33	1	69
0073 NA AU SAY 6	106	59	58	67	53	0	81

RUN DATE: 04/19/23 09:22 AM

CONSOLIDATED ELECTION
APRIL 4, 2023

	VOTES	PERCENT	REED-CUSTER CUSD 255U BOARD MEMBER							VOTES	PERCENT
01 = BALLOTS CAST	1,462		VOTE FOR NOT MORE THAN 3								
									02 = GREGORY BOYER*	902	26.80
									03 = MELISSA MICKLOS*	920	27.33
									04 = CHRIS T. CAVANAUGH*	987	29.32
									05 = JOHN GUISTAT	557	16.55
									06 = OVER VOTES	3	
									07 = UNDER VOTES	1,011	
			01	02	03	04	05	06	07		
0018 CUSTER PCT 001			93	60	58	68	45	0	48		
0239 REED PCT 001			422	261	260	272	160	1	310		
0240 REED PCT 002			495	304	332	344	199	1	303		
0241 REED PCT 003			452	277	270	303	153	1	350		

I, the undersigned do hereby certify that on April 25, 2023, I canvassed the returns of an election held on April 4, 2023 for **REED-CUSTER COMMUNITY UNIT SCHOOL DISTRICT NO. 255U** and I proclaim that a total of **1,555** voters requested and received ballots and I do further certify the number of votes received for each candidate for this office, **and the winners are denoted with an asterisk next to his or her name.**

I further certify that the above is a true and complete Abstract of Votes and was prepared in my presence on April 25, 2023.



Lauren Staley Ferry, County Clerk
The County of Will, Illinois

Statement of Votes Cast
 CONSOLIDATED ELECTION
 TUESDAY, APRIL 4, 2023
 KANKAKEE COUNTY, ILLINOIS
 April 4, 2023 Consolidated Election
 FINAL RESULTS

Date: 4/19/2023
 Time: 10:30:34 AM CDT
 Page 74/100

	REED-CUSTER CUSD NO. 255U BOARD MEMBER						TRI-POINT CUSD NO. 6J BOARD MEMBER-2-YEAR UNEXPIRED TERM		
	Reg. Voters	Total Votes	GREGORY BOYER	MELISSA MICKLOS	CHRIS T. CAVANAUGH	JOHN GUISTAT	Reg. Voters	Total Votes	No Candidate
BOURBONNAIS 2	-	-	-	-	-	-	-	-	-
BOURBONNAIS 3	-	-	-	-	-	-	-	-	-
BOURBONNAIS 4	-	-	-	-	-	-	-	-	-
BOURBONNAIS 5	-	-	-	-	-	-	-	-	-
BOURBONNAIS 6	-	-	-	-	-	-	-	-	-
BOURBONNAIS 7	-	-	-	-	-	-	-	-	-
BOURBONNAIS 8	-	-	-	-	-	-	-	-	-
BOURBONNAIS 9	-	-	-	-	-	-	-	-	-
BOURBONNAIS 10	-	-	-	-	-	-	-	-	-
BOURBONNAIS 11	-	-	-	-	-	-	-	-	-
BOURBONNAIS 12	-	-	-	-	-	-	-	-	-
BOURBONNAIS 13	-	-	-	-	-	-	-	-	-
BOURBONNAIS 14	-	-	-	-	-	-	-	-	-
BOURBONNAIS 15	-	-	-	-	-	-	-	-	-
BOURBONNAIS 16	-	-	-	-	-	-	-	-	-
BOURBONNAIS 17	-	-	-	-	-	-	-	-	-
BOURBONNAIS 18	-	-	-	-	-	-	-	-	-
BOURBONNAIS 19	-	-	-	-	-	-	-	-	-
Total	702	196	55 28.06%	47 23.98%	60 30.61%	34 17.35%	74	0	0

I, Dan Hendrickson, County Clerk, in and for said county in the state aforesaid do hereby certify that 93 ballots were cast for the Reed-Custer Community Unit School District No. 255U, and that the foregoing is a true and correct copy of the abstract of votes for Kankakee County, Illinois.



Dan Hendrickson
 Kankakee County Clerk

RUN DATE: 04/19/23 09:22 AM

		VALLEY VIEW CUSD 365U BOARD MEMBER													
		VOTE FOR NOT MORE THAN 3													
		VOTES	PERCENT											VOTES	PERCENT
01 = BALLOTS CAST		6,237													
														2,513	14.99
														1,617	9.65
														2,772	16.54
														2,384	14.22
														1,252	7.47
														1,487	8.87
														1,755	10.47
														771	4.60
														730	4.36
														1,480	8.83
														5	
														1,935	
														13	
		01	02	03	04	05	06	07	08	09	10	11	12	13	
0019 DU PAGE PCT 001		1	0	0	0	0	0	1	1	0	0	1	0	0	
0022 DU PAGE PCT 004		47	21	9	23	18	10	5	17	9	6	9	0	14	
0023 DU PAGE PCT 005		192	79	57	92	85	37	37	57	20	28	41	1	40	
0024 DU PAGE PCT 006		220	96	55	107	124	25	41	57	23	26	37	0	69	
0026 DU PAGE PCT 008		217	72	61	86	95	52	54	53	33	18	57	0	70	
0027 DU PAGE PCT 009		142	53	41	74	51	29	26	42	15	18	33	0	44	
0028 DU PAGE PCT 010		267	107	93	120	97	47	55	91	28	28	60	0	75	
0029 DU PAGE PCT 011		219	80	59	99	92	43	60	57	37	23	61	0	46	
0030 DU PAGE PCT 012		215	99	65	106	90	29	39	69	21	21	29	0	77	
0031 DU PAGE PCT 013		177	75	39	78	70	41	57	39	25	19	42	1	43	
0032 DU PAGE PCT 014		238	95	63	101	84	43	44	80	26	33	61	1	81	
0033 DU PAGE PCT 015		247	106	66	119	82	44	55	104	18	31	55	0	61	
0034 DU PAGE PCT 016		230	89	59	106	85	34	49	67	30	28	71	0	72	
0035 DU PAGE PCT 017		225	89	61	92	94	28	43	69	39	23	65	0	72	
0036 DU PAGE PCT 018		197	82	56	101	89	33	38	48	31	24	45	0	44	
0037 DU PAGE PCT 019		182	71	44	88	77	31	30	42	26	25	39	1	70	
0038 DU PAGE PCT 020		139	50	41	47	42	23	34	44	16	17	42	0	61	
0039 DU PAGE PCT 021		190	80	50	99	74	28	42	55	22	24	40	0	56	
0040 DU PAGE PCT 022		213	87	51	107	82	37	48	51	29	29	61	0	57	
0041 DU PAGE PCT 023		165	58	53	74	46	24	39	49	33	31	37	0	51	
0042 DU PAGE PCT 024		187	71	47	83	62	25	42	52	28	28	56	0	67	
0043 DU PAGE PCT 025		181	76	68	81	74	27	35	62	21	15	40	0	44	
0044 DU PAGE PCT 026		160	71	52	79	73	23	24	42	19	13	35	0	49	
0045 DU PAGE PCT 027		180	69	40	76	63	22	33	55	24	15	45	0	98	
0046 DU PAGE PCT 028		152	55	43	71	56	27	42	30	28	17	47	0	40	
0048 DU PAGE PCT 030		161	59	40	65	52	15	44	33	43	24	48	0	60	
0049 DU PAGE PCT 031		0	0	0	0	0	0	0	0	0	0	0	0	0	
0050 DU PAGE PCT 032		116	66	20	58	40	34	22	27	8	2	36	0	35	
0051 DU PAGE PCT 033		100	42	27	33	27	33	33	24	8	16	19	0	38	
0054 DU PAGE PCT 036		157	75	31	62	56	51	38	41	12	21	35	0	49	
0055 DU PAGE PCT 037		98	52	19	44	35	33	24	16	10	5	18	0	38	
0145 LOCKPORT PCT 001		436	171	109	203	182	115	147	119	43	45	56	1	115	
0146 LOCKPORT PCT 002		119	37	16	36	34	59	53	35	6	11	17	0	53	
0147 LOCKPORT PCT 003		101	31	20	29	33	33	32	33	8	9	33	0	42	
0148 LOCKPORT PCT 004		92	38	18	46	30	35	31	24	4	10	23	0	17	
0150 LOCKPORT PCT 006		85	28	10	29	25	24	25	27	9	16	31	0	31	
0151 LOCKPORT PCT 007		108	50	17	35	22	40	36	22	11	20	29	0	42	
0152 LOCKPORT PCT 008		54	22	9	14	25	12	18	15	4	9	23	0	11	
0153 LOCKPORT PCT 009		27	11	8	9	18	6	11	6	4	2	3	0	3	
0286 WHEATLAND PCT 019		0	0	0	0	0	0	0	0	0	0	0	0	0	

I, the undersigned do hereby certify that on April 25, 2023, I canvassed the returns of an election held on April 4, 2023 for **VALLEY VIEW COMMUNITY UNIT SCHOOL DISTRICT NO. 365U**, and I proclaim that a total of **6,237** voters requested and received ballots and I do further certify the number of votes received for each candidate for this office, **and the winners are denoted with an asterisk next to his or her name.**

I further certify that the above is a true and complete Abstract of Votes and was prepared in my presence on April 25, 2023.



Lauren Staley Ferry, County Clerk
The County of Will, Illinois

RUN DATE:04/19/23 09:22 AM

CONSOLIDATED ELECTION
APRIL 4, 2023

	VOTES	PERCENT	WILMINGTON CUSD 209-U BOARD MEMBER FULL							VOTES	PERCENT
01 = BALLOTS CAST	480		VOTE FOR NOT MORE THAN 3								
WILMINGTON CUSD 209-U BOARD MEMBER UNEXP 2YR			05 = CJ DZIUBAN*							344	31.16
VOTE FOR NOT MORE THAN 1			06 = TERRY ANDERSON*							367	33.24
02 = LAUREN KEMPES*	431	100.00	07 = LISA M. HOLMES*							393	35.60
03 = OVER VOTES	0		08 = OVER VOTES							0	
04 = UNDER VOTES	49		09 = UNDER VOTES							336	
			01	02	03	04	05	06	07	08	09
0003 CHANNAHON PCT 003			5	5	0	0	4	4	5	0	2
0056 FLORENCE PCT 001			83	70	0	13	52	55	61	0	81
0267 WESLEY PCT 001			81	76	0	5	64	69	69	0	41
0307 WILMINGTON PCT 001			117	101	0	16	82	90	87	0	92
0308 WILMINGTON PCT 002			91	86	0	5	65	69	84	0	55
0309 WILMINGTON PCT 003			103	93	0	10	77	80	87	0	65

I, the undersigned do hereby certify that on April 25, 2023, I canvassed the returns of an election held on April 4, 2023 for **WILMINGTON COMMUNITY UNIT SCHOOL DISTRICT NO. 209-U**, and I proclaim that a total of **480** voters requested and received ballots and I do further certify the number of votes received for each candidate for this office, **and the winners are denoted with an asterisk next to his or her name.**

I further certify that the above is a true and complete Abstract of Votes and was prepared in my presence on April 25, 2023.

Lauren Staley Ferry

Lauren Staley Ferry, County Clerk
The County of Will, Illinois

HIGH SCHOOL DISTRICTS



LAUREN STALEY FERRY
WILL COUNTY CLERK

JOLIET, ILLINOIS

RUN DATE: 04/19/23 09:22 AM

	VOTES	PERCENT						VOTES	PERCENT
01 = BALLOTS CAST	359		BLOOM TOWNSHIP HS 206 BOARD MEMBER						
			VOTE FOR NOT MORE THAN 4						
							02 = TERESA M. PALOMBI	240 25.50	
							03 = WILLIAM "BILL" ANGELL	259 27.52	
							04 = CASSANDRA EVERETT	223 23.70	
							05 = LORENA R. VARELA	219 23.27	
							06 = OVER VOTES	0	
							07 = UNDER VOTES	495	

			01	02	03	04	05	06	07

0006 CRETE PCT 001	10		10	9	7	8	0	6	
0007 CRETE PCT 002	114		79	84	78	79	0	136	
0008 CRETE PCT 003	205		128	142	118	111	0	321	
0009 CRETE PCT 004	30		23	24	20	21	0	32	

This political subdivision has been canvassed by the election authority in which their principal office is located.

RUN DATE:04/19/23 09:22 AM

	VOTES	PERCENT	JOLIET TOWNSHIP HS 204 BOARD MEMBER FULL	VOTES	PERCENT
01 = BALLOTS CAST	13,717		VOTE FOR NOT MORE THAN 4		
JOLIET TOWNSHIP HS 204 BOARD MEMBER UNEXP 2YR			05 = GARRETT BEENE	3,754	9.93
VOTE FOR NOT MORE THAN 1			06 = ANGELA A. HUNTINGTON*	5,908	15.63
02 = MATTHEW KENNEDY*	10,957	100.00	07 = THOMAS FITZPATRICK*	6,092	16.12
03 = OVER VOTES	0		08 = MICHELLE STIFF*	6,377	16.87
04 = UNDER VOTES	2,760		09 = DAN COFFEY*	6,875	18.19
			10 = FRANK EDMON JR.	4,908	12.99
			11 = DAMON ZDUNICH	3,880	10.27
			12 = OVER VOTES	7	
			13 = UNDER VOTES	17,046	

	01	02	03	04	05	06	07	08	09	10	11	12	13
0003 CHANNAHON PCT 003	0	0	0	0	0	0	0	0	0	0	0	0	0
0106 JACKSON PCT 001	123	94	0	29	39	45	53	59	59	48	26	0	163
0107 JACKSON PCT 002	107	85	0	22	31	47	52	55	62	34	41	0	106
0108 JOLIET PCT 001	232	199	0	33	102	98	102	114	115	100	56	0	241
0109 JOLIET PCT 002	337	263	0	74	82	161	171	171	178	122	107	1	352
0110 JOLIET PCT 003	267	218	0	49	67	116	135	104	149	80	108	0	309
0111 JOLIET PCT 004	212	174	0	38	43	96	104	86	96	69	77	0	277
0112 JOLIET PCT 005	140	116	0	24	51	65	43	69	51	72	18	0	191
0113 JOLIET PCT 006	170	155	0	15	49	82	51	85	69	92	17	0	235
0114 JOLIET PCT 007	222	183	0	39	74	113	76	113	57	128	28	0	299
0115 JOLIET PCT 008	200	164	0	36	52	95	85	106	115	67	54	0	226
0116 JOLIET PCT 009	323	266	0	57	80	142	157	159	164	109	95	0	386
0117 JOLIET PCT 010	363	291	0	72	86	138	161	160	197	108	122	0	480
0118 JOLIET PCT 011	305	255	0	50	90	126	146	145	167	87	109	0	350
0119 JOLIET PCT 012	168	138	0	30	43	62	75	75	67	53	61	0	236
0120 JOLIET PCT 013	172	152	0	20	48	95	62	75	66	64	21	0	257
0121 JOLIET PCT 014	197	177	0	20	58	89	50	82	83	79	40	0	307
0122 JOLIET PCT 015	127	111	0	16	29	68	60	52	61	50	24	0	164
0123 JOLIET PCT 016	221	193	0	28	80	105	80	106	103	139	38	0	233
0124 JOLIET PCT 017	429	335	0	94	85	166	224	210	248	142	143	0	498
0125 JOLIET PCT 018	653	481	0	172	138	242	312	314	353	193	271	0	789
0126 JOLIET PCT 019	363	276	0	87	86	146	146	178	210	125	124	0	437
0127 JOLIET PCT 020	430	321	0	109	93	142	199	194	213	126	179	0	574
0128 JOLIET PCT 021	137	109	0	28	28	54	69	57	80	48	50	0	162
0129 JOLIET PCT 022	185	143	0	42	53	75	85	76	82	63	42	1	260
0130 JOLIET PCT 023	154	118	0	36	40	60	58	58	63	49	57	0	231
0131 JOLIET PCT 024	144	124	0	20	42	68	70	65	67	57	30	0	177
0132 JOLIET PCT 025	251	208	0	43	60	128	131	120	131	69	67	0	298
0133 JOLIET PCT 026	244	210	0	34	78	123	114	121	117	86	68	0	269
0134 JOLIET PCT 027	141	118	0	23	44	71	51	51	66	54	28	0	199
0135 JOLIET PCT 028	145	120	0	25	35	66	40	63	48	79	27	0	222
0136 JOLIET PCT 029	169	139	0	30	49	77	67	71	66	86	36	0	224
0137 JOLIET PCT 030	122	107	0	15	45	67	53	62	59	59	35	0	108
0138 JOLIET PCT 031	248	187	0	61	66	115	114	107	116	81	68	0	325
0139 JOLIET PCT 032	155	132	0	23	63	80	59	84	47	103	18	0	166
0140 JOLIET PCT 033	135	105	0	30	38	59	71	65	66	52	49	0	140
0141 JOLIET PCT 034	188	162	0	26	58	87	64	81	60	111	31	0	260
0142 JOLIET PCT 035	219	194	0	25	86	101	94	131	105	119	39	0	201
0143 JOLIET PCT 036	123	112	0	11	35	59	38	62	58	81	20	0	139
0144 JOLIET PCT 037	149	129	0	20	56	76	68	91	61	88	35	0	121
0182 NEW LENOX PCT 001	139	102	0	37	45	51	58	56	63	50	31	0	202
0184 NEW LENOX PCT 003	43	35	0	8	8	16	25	19	26	15	17	0	46
0197 NEW LENOX PCT 016	0	0	0	0	0	0	0	0	0	0	0	0	0
0199 NEW LENOX PCT 018	0	0	0	0	0	0	0	0	0	0	0	0	0
0234 PLAINFIELD PCT 031	51	41	0	10	16	21	17	21	22	11	14	0	82
0242 TROY PCT 001	309	252	0	57	112	142	142	160	151	98	56	0	375
0243 TROY PCT 002	175	138	0	37	51	76	75	83	80	50	33	0	252
0244 TROY PCT 003	45	38	0	7	11	21	23	18	29	12	15	0	51

ABSTRACT OF VOTES

RUN DATE: 04/19/23 09:22 AM

CONSOLIDATED ELECTION
APRIL 4, 2023

OFFICIAL RESULTS

	VOTES	PERCENT		VOTES	PERCENT
01 = BALLOTS CAST	13,717		JOLIET TOWNSHIP HS 204 BOARD MEMBER FULL		
JOLIET TOWNSHIP HS 204 BOARD MEMBER UNEXP 2YR			VOTE FOR NOT MORE THAN 4		
VOTE FOR NOT MORE THAN 1			05 = GARRETT BEENE	3,754	9.93
02 = MATTHEW KENNEDY*	10,957	100.00	06 = ANGELA A. HUNTINGTON*	5,908	15.63
03 = OVER VOTES	0		07 = THOMAS FITZPATRICK*	6,092	16.12
04 = UNDER VOTES	2,760		08 = MICHELLE STIFF*	6,377	16.87
			09 = DAN COFFEY*	6,875	18.19
			10 = FRANK EDMON JR.	4,908	12.99
			11 = DAMON ZDUNICH	3,880	10.27
			12 = OVER VOTES	7	
			13 = UNDER VOTES	17,046	

(CONTINUED FROM PREVIOUS PAGE)

	01	02	03	04	05	06	07	08	09	10	11	12	13
0245 TROY PCT 004	311	259	0	52	78	132	156	149	184	93	80	0	372
0246 TROY PCT 005	357	280	0	77	81	154	164	174	206	111	124	1	410
0247 TROY PCT 006	108	99	0	9	36	64	53	60	68	42	36	0	73
0248 TROY PCT 007	162	118	0	44	60	80	71	76	94	56	54	0	157
0249 TROY PCT 008	413	313	0	100	122	170	173	181	188	113	104	0	601
0250 TROY PCT 009	360	294	0	66	84	143	173	171	199	98	96	0	476
0251 TROY PCT 010	180	141	0	39	68	89	75	99	96	61	53	0	179
0252 TROY PCT 011	669	456	0	213	124	213	283	256	377	149	219	0	1055
0253 TROY PCT 012	322	250	0	72	70	116	172	134	196	94	107	1	395
0255 TROY PCT 014	53	48	0	5	13	32	31	28	34	19	26	0	29
0256 TROY PCT 015	154	101	0	53	40	74	70	73	74	37	48	0	200
0257 TROY PCT 016	542	420	0	122	139	238	274	241	281	186	154	1	651
0258 TROY PCT 017	111	84	0	27	38	43	61	54	71	40	39	0	98
0259 TROY PCT 018	287	222	0	65	84	125	122	129	144	100	74	0	370
0260 TROY PCT 019	256	202	0	54	92	103	84	118	117	101	41	2	360
0262 TROY PCT 021	0	0	0	0	0	0	0	0	0	0	0	0	0

I, the undersigned do hereby certify that on April 25, 2023, I canvassed the returns of an election held on April 4, 2023 for **JOLIET TOWNSHIP HIGH SCHOOL DISTRICT NO. 204**, and I proclaim that a total of **13,717** voters requested and received ballots and I do further certify the number of votes received for each candidate for this office, **and the winners are denoted with an asterisk next to his or her name.**

I further certify that the above is a true and complete Abstract of Votes and was prepared in my presence on April 25, 2023.

Lauren Staley Ferry

Lauren Staley Ferry, County Clerk
The County of Will, Illinois

		VOTES	PERCENT	LINCOLN-WAY COMM HS 210 BOARD MEMBER										VOTES	PERCENT	
01 = BALLOTS CAST		13,111		VOTE FOR NOT MORE THAN 4												
				02 = CATHERINE JOHNSON*											6,462	14.93
				03 = GENA SAMBO											3,330	7.70
				04 = CAITLIN OLEJNIK*											5,474	12.65
				05 = NATHAN SANDOVAL											4,808	11.11
				06 = DANA BERGTHOLD*											5,118	11.83
				07 = MARK BAMMAN											3,119	7.21
				08 = DAVID COLLINS											4,186	9.67
				09 = KATARZYNA A. TOPOR											2,669	6.17
				10 = TESSA QUINLAN											3,585	8.28
				11 = RICHARD LaCIEN JR.*											4,521	10.45
				12 = OVER VOTES											64	
				13 = UNDER VOTES											8,916	

				01	02	03	04	05	06	07	08	09	10	11	12	13
0057	FRANKFORT	PCT	001	299	141	70	126	98	109	75	93	38	134	89	2	215
0058	FRANKFORT	PCT	002	217	112	49	96	87	81	47	68	31	69	75	1	149
0059	FRANKFORT	PCT	003	245	116	71	103	88	92	57	76	40	66	59	1	208
0060	FRANKFORT	PCT	004	134	68	41	58	54	63	37	52	25	32	51	3	43
0061	FRANKFORT	PCT	005	276	133	59	115	106	90	58	78	57	106	88	0	214
0062	FRANKFORT	PCT	006	233	109	47	83	97	83	46	70	34	90	58	0	215
0063	FRANKFORT	PCT	007	193	104	54	77	75	61	39	61	43	82	50	1	122
0064	FRANKFORT	PCT	008	129	61	30	43	49	37	29	37	22	47	47	1	110
0065	FRANKFORT	PCT	009	186	101	50	89	54	84	46	53	31	47	62	3	115
0066	FRANKFORT	PCT	010	181	98	43	87	60	85	39	56	38	62	52	2	96
0067	FRANKFORT	PCT	011	272	135	90	114	97	89	76	83	32	55	94	0	223
0068	FRANKFORT	PCT	012	217	129	42	99	77	77	51	62	40	78	78	0	135
0069	FRANKFORT	PCT	013	190	110	57	79	75	65	35	66	34	72	57	0	110
0070	FRANKFORT	PCT	014	163	77	44	70	78	65	45	65	29	61	49	0	69
0071	FRANKFORT	PCT	015	203	79	42	71	71	68	62	67	50	90	72	0	140
0072	FRANKFORT	PCT	016	244	116	57	111	87	110	65	80	37	71	76	1	162
0073	FRANKFORT	PCT	017	346	138	90	111	167	112	102	139	76	113	111	3	213
0074	FRANKFORT	PCT	018	359	182	73	129	147	160	91	90	92	71	116	0	285
0075	FRANKFORT	PCT	019	215	104	63	89	81	87	40	64	42	72	85	1	129
0076	FRANKFORT	PCT	020	220	91	59	74	78	82	61	84	30	67	93	4	145
0077	FRANKFORT	PCT	021	541	261	161	232	209	221	114	134	83	104	185	3	448
0078	FRANKFORT	PCT	022	422	229	120	188	140	172	90	119	58	95	158	0	319
0079	FRANKFORT	PCT	023	328	143	101	138	128	112	66	98	58	78	100	3	278
0080	FRANKFORT	PCT	024	223	129	58	100	70	106	39	58	23	65	91	0	153
0081	FRANKFORT	PCT	025	480	216	139	179	161	169	123	114	52	92	167	3	496
0082	FRANKFORT	PCT	026	365	191	87	146	107	159	77	100	46	70	129	2	340
0083	FRANKFORT	PCT	027	296	154	95	126	116	110	75	94	42	66	106	1	196
0084	FRANKFORT	PCT	028	329	175	93	132	125	141	73	107	64	77	102	2	219
0106	JACKSON	PCT	001	0	0	0	0	0	0	0	0	0	0	0	0	0
0107	JACKSON	PCT	002	15	10	2	6	4	7	5	3	2	6	5	0	10
0169	MANHATTAN	PCT	001	234	105	43	90	72	85	59	55	46	71	71	1	235
0170	MANHATTAN	PCT	002	293	116	58	110	100	101	74	90	57	80	67	0	319
0171	MANHATTAN	PCT	003	149	67	47	71	57	55	31	53	36	47	48	1	80
0172	MANHATTAN	PCT	004	224	95	60	68	82	57	68	80	45	52	47	0	242
0173	MANHATTAN	PCT	005	209	95	45	90	76	78	54	68	51	56	69	0	154
0182	NEW LENOX	PCT	001	60	27	18	24	22	22	10	32	17	20	11	0	37
0183	NEW LENOX	PCT	002	237	126	45	116	80	109	62	82	53	52	114	1	105
0184	NEW LENOX	PCT	003	168	80	46	72	50	68	33	50	41	44	58	1	126
0185	NEW LENOX	PCT	004	157	74	38	61	52	66	41	62	23	40	68	1	99
0186	NEW LENOX	PCT	005	191	92	58	66	84	66	54	70	54	46	62	1	108
0187	NEW LENOX	PCT	006	189	80	47	66	82	58	54	73	43	66	72	1	111
0188	NEW LENOX	PCT	007	235	122	43	98	97	95	77	112	63	58	87	0	88
0189	NEW LENOX	PCT	008	200	92	55	89	86	76	48	78	73	60	80	0	63
0190	NEW LENOX	PCT	009	150	61	47	53	61	44	32	49	59	42	43	0	109
0191	NEW LENOX	PCT	010	297	140	79	122	96	117	83	99	81	106	103	1	158

01 = BALLOTS CAST	VOTES	PERCENT	LINCOLN-WAY COMM HS 210 BOARD MEMBER	VOTES	PERCENT
	13,111		VOTE FOR NOT MORE THAN 4		
			02 = CATHERINE JOHNSON*	6,462	14.93
			03 = GENA SAMBO	3,330	7.70
			04 = CAITLIN OLEJNIK*	5,474	12.65
			05 = NATHAN SANDOVAL	4,808	11.11
			06 = DANA BERGTHOLD*	5,118	11.83
			07 = MARK BAMMAN	3,119	7.21
			08 = DAVID COLLINS	4,186	9.67
			09 = KATARZYNA A. TOPOR	2,669	6.17
			10 = TESSA QUINLAN	3,585	8.28
			11 = RICHARD LaCIEN JR. *	4,521	10.45
			12 = OVER VOTES	64	
			13 = UNDER VOTES	8,916	

(CONTINUED FROM PREVIOUS PAGE)

(CONTINUED FROM PREVIOUS PAGE)	01	02	03	04	05	06	07	08	09	10	11	12	13
0192 NEW LENOX PCT 011	328	180	72	164	120	144	72	111	83	81	139	2	138
0193 NEW LENOX PCT 012	193	97	40	75	78	71	41	64	71	48	65	0	122
0194 NEW LENOX PCT 013	265	140	62	120	93	108	54	81	86	58	95	2	155
0195 NEW LENOX PCT 014	282	145	76	130	102	128	60	83	66	64	117	4	141
0196 NEW LENOX PCT 015	249	129	70	112	91	116	42	83	65	62	93	0	133
0197 NEW LENOX PCT 016	227	117	50	111	82	105	39	80	53	52	93	6	102
0198 NEW LENOX PCT 017	246	131	67	110	76	104	61	74	56	71	95	2	131
0199 NEW LENOX PCT 018	206	122	33	100	66	81	48	62	61	52	70	2	121
0200 NEW LENOX PCT 019	274	152	62	142	88	131	66	102	62	32	111	1	144
0201 NEW LENOX PCT 020	327	165	82	143	129	136	93	122	75	87	138	0	138
0310 WILTON PCT 001	0	0	0	0	0	0	0	0	0	0	0	0	0

I, the undersigned do hereby certify that on April 25, 2023, I canvassed the returns of an election held on April 4, 2023 for **LINCOLN-WAY COMMUNITY HIGH SCHOOL DISTRICT NO. 210**, and I proclaim that a total of **13,111** voters requested and received ballots and I do further certify the number of votes received for each candidate for this office, **and the winners are denoted with an asterisk next to his or her name.**

I further certify that the above is a true and complete Abstract of Votes and was prepared in my presence on April 25, 2023.

Lauren Staley Ferry

Lauren Staley Ferry, County Clerk
The County of Will, Illinois

	VOTES PERCENT		LOCKPORT TOWNSHIP HS 205 BOARD											VOTES PERCENT	
	VOTES	PERCENT	VOTE FOR NOT MORE THAN 3											VOTES	PERCENT
01 = BALLOTS CAST	10,906													3,772	13.54
														3,952	14.18
														3,551	12.75
														4,385	15.74
														3,498	12.56
														3,319	11.91
														3,707	13.31
														1,677	6.02
														53	
														4,698	
			01	02	03	04	05	06	07	08	09	10	11		
0051 DU PAGE PCT 033	28	8	5	11	12	5	12	10	3	0	18				
0087 HOMER PCT 001	184	75	79	63	66	78	49	64	22	1	53				
0088 HOMER PCT 002	526	185	198	149	196	196	138	157	85	1	271				
0089 HOMER PCT 003	377	124	131	132	165	113	82	136	53	3	186				
0090 HOMER PCT 004	552	224	228	158	184	206	143	160	75	2	272				
0091 HOMER PCT 005	424	142	132	117	191	131	161	175	53	3	161				
0092 HOMER PCT 006	412	139	168	130	147	140	95	152	61	1	201				
0093 HOMER PCT 007	523	204	209	155	171	202	141	160	88	3	230				
0094 HOMER PCT 008	452	205	197	146	151	193	103	132	46	2	177				
0095 HOMER PCT 009	336	134	126	120	128	118	70	102	46	1	161				
0096 HOMER PCT 010	261	84	79	68	111	75	84	90	35	2	151				
0097 HOMER PCT 011	534	200	188	146	212	169	167	208	90	1	219				
0098 HOMER PCT 012	502	205	205	127	166	202	124	141	71	2	259				
0099 HOMER PCT 013	189	71	76	49	94	55	76	72	16	1	55				
0100 HOMER PCT 014	429	158	155	105	162	148	141	149	42	2	221				
0101 HOMER PCT 015	247	70	68	75	133	62	107	98	33	0	95				
0102 HOMER PCT 016	280	95	88	70	151	91	125	112	35	1	70				
0103 HOMER PCT 017	499	153	166	153	193	160	145	159	73	5	280				
0104 HOMER PCT 018	252	83	81	76	129	77	110	106	38	4	44				
0105 HOMER PCT 019	394	134	145	116	172	117	132	152	65	3	140				
0148 LOCKPORT PCT 004	6	3	4	1	1	3	0	0	0	0	6				
0149 LOCKPORT PCT 005	229	76	90	78	97	74	82	85	31	1	71				
0153 LOCKPORT PCT 009	209	67	76	119	85	58	50	48	38	1	83				
0154 LOCKPORT PCT 010	243	83	86	88	115	58	96	99	37	0	67				
0155 LOCKPORT PCT 011	308	82	87	108	132	77	144	95	48	0	151				
0156 LOCKPORT PCT 012	266	72	87	93	123	74	100	100	37	1	109				
0157 LOCKPORT PCT 013	385	130	146	189	129	117	55	106	85	5	183				
0158 LOCKPORT PCT 014	120	32	43	57	36	40	22	32	32	0	66				
0159 LOCKPORT PCT 015	94	25	40	36	36	27	18	32	20	1	45				
0160 LOCKPORT PCT 016	248	52	67	87	138	46	107	92	49	1	103				
0161 LOCKPORT PCT 017	436	144	149	147	184	130	188	131	65	0	170				
0162 LOCKPORT PCT 018	168	51	52	47	77	38	76	79	30	2	48				
0163 LOCKPORT PCT 019	272	94	106	102	128	66	99	104	46	1	68				
0164 LOCKPORT PCT 020	111	43	39	53	31	35	18	34	21	0	59				
0165 LOCKPORT PCT 021	136	39	55	66	44	45	21	43	36	1	56				
0166 LOCKPORT PCT 022	113	47	42	53	37	29	13	35	22	0	61				
0167 LOCKPORT PCT 023	101	25	33	49	32	27	12	40	28	0	57				
0168 LOCKPORT PCT 024	60	14	26	12	26	16	13	17	22	1	31				

I, the undersigned do hereby certify that on April 25, 2023, I canvassed the returns of an election held on April 4, 2023 for **LOCKPORT TOWNSHIP HIGH SCHOOL DISTRICT NO. 205**, and I proclaim that a total of **10,906** voters requested and received ballots and I do further certify the number of votes received for each candidate for this office, **and the winners are denoted with an asterisk next to his or her name.**

I further certify that the above is a true and complete Abstract of Votes and was prepared in my presence on April 25, 2023.

Lauren Staley Ferry

Lauren Staley Ferry, County Clerk
The County of Will, Illinois

ABSTRACT OF VOTES

RUN DATE:04/19/23 09:22 AM

CONSOLIDATED ELECTION
APRIL 4, 2023

OFFICIAL RESULTS

	VOTES	PERCENT		VOTES	PERCENT
01 = BALLOTS CAST	2,990		MINOOKA COMM HS 111 BOARD MEMBER FULL		
MINOOKA COMM HS 111 BOARD MEMBER UNEXP 2YR			VOTE FOR NOT MORE THAN 3		
VOTE FOR NOT MORE THAN 1			06 = MICHAEL A. HOYT	1,463	21.15
02 = WILLIAM HOLMES	1,055	42.32	07 = LAURA PROSISE HRECHKO	1,345	19.44
03 = TERRANCE SPIVEY	1,438	57.68	08 = DEIRDRA CRYE	804	11.62
04 = OVER VOTES	11		09 = TIMOTHY JUSKIEWICZ	1,132	16.37
05 = UNDER VOTES	486		10 = LAURA UNDESSER	941	13.60
			11 = ZACHARY VOGT	1,232	17.81
			12 = OVER VOTES	11	
			13 = UNDER VOTES	2,020	

	01	02	03	04	05	06	07	08	09	10	11	12	13
0001 CHANNAHON PCT 001	189	63	95	1	30	87	113	48	78	60	79	0	102
0002 CHANNAHON PCT 002	388	120	208	1	59	196	197	117	158	130	162	2	198
0003 CHANNAHON PCT 003	353	149	134	1	69	177	149	71	142	97	134	1	286
0004 CHANNAHON PCT 004	329	125	158	1	45	163	150	79	139	104	144	2	202
0005 CHANNAHON PCT 005	244	80	115	0	49	123	110	61	84	71	98	1	182
0244 TROY PCT 003	179	67	81	0	31	78	75	53	55	66	63	1	144
0254 TROY PCT 013	372	146	171	3	52	179	188	130	125	135	126	2	227
0255 TROY PCT 014	270	104	119	1	46	146	103	78	81	86	96	0	220
0256 TROY PCT 015	1	1	0	0	0	1	0	0	0	1	1	0	0
0258 TROY PCT 017	88	27	43	1	17	40	30	20	26	32	33	1	80
0259 TROY PCT 018	0	0	0	0	0	0	0	0	0	0	0	0	0
0261 TROY PCT 020	207	72	98	0	37	104	104	72	69	59	91	0	122
0262 TROY PCT 021	242	73	124	1	44	111	86	53	100	64	119	1	190
0263 TROY PCT 022	128	28	92	1	7	58	40	22	75	36	86	0	67

This political subdivision has been canvassed by the election authority in which their principal office is located.

COLLEGE DISTRICTS



LAUREN STALEY FERRY
WILL COUNTY CLERK

JOLIET, ILLINOIS

RUN DATE: 04/19/23 09:22 AM

CONSOLIDATED ELECTION
APRIL 4, 2023

	VOTES PERCENT						DU PAGE COMMUNITY COLLEGE DIST 502 TRUSTEE		
	01	02	03	04	05	06	VOTES	PERCENT	
01 = BALLOTS CAST	10,981						VOTE FOR NOT MORE THAN 2		
							02 = HAROON ATCHA	3,716	24.15
							03 = CHRISTINE M. FENNE	6,510	42.31
							04 = ANDREW R. MANNO	5,160	33.54
							05 = OVER VOTES	14	
							06 = UNDER VOTES	6,548	
0019 DU PAGE PCT 001	506	187	280	220	0	325			
0020 DU PAGE PCT 002	476	196	237	188	0	331			
0021 DU PAGE PCT 003	512	149	308	255	0	312			
0022 DU PAGE PCT 004	133	57	69	56	1	82			
0025 DU PAGE PCT 007	459	182	258	203	0	275			
0269 WHEATLAND PCT 002	908	282	585	502	1	445			
0270 WHEATLAND PCT 003	462	160	256	203	2	301			
0271 WHEATLAND PCT 004	337	133	201	151	0	189			
0272 WHEATLAND PCT 005	487	142	274	230	3	322			
0273 WHEATLAND PCT 006	267	101	168	130	0	135			
0274 WHEATLAND PCT 007	403	119	261	206	0	220			
0275 WHEATLAND PCT 008	486	168	282	218	0	304			
0276 WHEATLAND PCT 009	508	215	305	223	1	271			
0277 WHEATLAND PCT 010	438	127	264	221	1	262			
0278 WHEATLAND PCT 011	467	175	267	196	1	294			
0279 WHEATLAND PCT 012	408	122	229	191	0	274			
0280 WHEATLAND PCT 013	269	87	153	123	0	175			
0281 WHEATLAND PCT 014	548	157	303	252	0	384			
0282 WHEATLAND PCT 015	425	143	257	182	0	268			
0283 WHEATLAND PCT 016	101	31	73	65	1	31			
0284 WHEATLAND PCT 017	267	102	166	118	0	148			
0285 WHEATLAND PCT 018	436	141	251	212	1	266			
0286 WHEATLAND PCT 019	163	57	119	76	0	74			
0287 WHEATLAND PCT 020	330	77	227	201	0	155			
0288 WHEATLAND PCT 021	364	104	241	196	0	187			
0289 WHEATLAND PCT 022	164	44	103	83	2	94			
0290 WHEATLAND PCT 023	27	13	17	10	0	14			
0291 WHEATLAND PCT 024	331	119	201	146	0	196			
0304 WHEATLAND PCT 037	299	126	155	103	0	214			

This political subdivision has been canvassed by the election authority in which their principal office is located.

	VOTES PERCENT							VOTES PERCENT	
	01	02	03	04	05	06	07		
01 = BALLOTS CAST	4,668								
	PRAIRIE STATE COLLEGE DIST 515 TRUSTEE								
	VOTE FOR NOT MORE THAN 3								
	02 = MICHELLE ALDANA							2,363	27.65
	03 = CAMIELLA D. WILLIAMS							2,169	25.38
	04 = THERESA McCOY-CARPENTER							2,247	26.29
	05 = WILLIAM S. McCLINTON							1,767	20.68
	06 = OVER VOTES							7	
	07 = UNDER VOTES							5,437	
0006 CRETE PCT 001	152	78	91	89	52	0	146		
0007 CRETE PCT 002	114	58	53	64	53	1	111		
0008 CRETE PCT 003	205	115	107	111	60	2	216		
0009 CRETE PCT 004	125	77	72	74	61	0	91		
0010 CRETE PCT 005	85	51	45	42	40	0	77		
0011 CRETE PCT 006	146	91	71	87	70	0	119		
0012 CRETE PCT 007	108	66	58	60	59	0	81		
0013 CRETE PCT 008	210	103	97	108	81	0	241		
0014 CRETE PCT 009	131	84	63	68	58	0	120		
0015 CRETE PCT 010	76	37	31	37	35	0	88		
0016 CRETE PCT 011	106	65	44	58	56	1	92		
0017 CRETE PCT 012	119	64	56	60	52	0	125		
0174 MONEE PCT 001	105	61	57	63	46	1	85		
0175 MONEE PCT 002	237	112	149	128	83	0	239		
0176 MONEE PCT 003	149	79	68	79	75	0	146		
0177 MONEE PCT 004	214	102	104	112	93	0	231		
0178 MONEE PCT 005	278	121	154	118	63	0	378		
0179 MONEE PCT 006	230	97	116	103	70	0	304		
0180 MONEE PCT 007	368	183	205	189	114	0	413		
0181 MONEE PCT 008	131	77	67	76	51	1	119		
0264 WASHINGTON PCT 001	452	206	148	164	158	0	680		
0265 WASHINGTON PCT 002	487	228	165	177	177	1	711		
0266 WASHINGTON PCT 003	414	198	142	174	150	0	578		
0306 WILL PCT 001	26	10	6	6	10	0	46		

This political subdivision has been canvassed by the election authority in which their principal office is located.

ABSTRACT OF VOTES

OFFICIAL RESULTS

RUN DATE:04/19/23 09:22 AM

CONSOLIDATED ELECTION
APRIL 4, 2023

		VOTES	PERCENT							VOTES	PERCENT
01 = BALLOTS CAST		1,232		WAUBONSEE COMM COLLEGE DIST 516 TRUSTEE							
				VOTE FOR NOT MORE THAN 3							
				02 = JIMMIE DELGADO						473	23.35
				03 = JAMES K. "JIM" MICHELS						301	14.86
				04 = STACEY RIES						524	25.86
				05 = WILLIAM A. MARZANO						372	18.36
				06 = GREGORY THOMAS						356	17.57
				07 = OVER VOTES						3	
				08 = UNDER VOTES						1,661	

		01	02	03	04	05	06	07	08		

0290	WHEATLAND PCT 023	43	23	16	18	10	10	0	52		
0298	WHEATLAND PCT 031	167	71	32	76	51	59	1	209		
0299	WHEATLAND PCT 032	287	94	70	113	88	93	1	400		
0300	WHEATLAND PCT 033	248	98	45	113	71	61	0	356		
0301	WHEATLAND PCT 034	230	100	63	94	78	58	0	297		
0302	WHEATLAND PCT 035	143	52	39	64	38	37	1	196		
0303	WHEATLAND PCT 036	114	35	36	46	36	38	0	151		

This political subdivision has been canvassed by the election authority in which their principal office is located.

ABSTRACT OF VOTES

RUN DATE:04/19/23 09:22 AM

CONSOLIDATED ELECTION
APRIL 4, 2023

OFFICIAL RESULTS

	VOTES	PERCENT		VOTES	PERCENT				
01 = BALLOTS CAST	5		KANKAKEE COMM COLLEGE DIST 520 TRUSTEE UNEXP 2YR						
KANKAKEE COMM COLLEGE DIST 520 TRUSTEE FULL			VOTE FOR NOT MORE THAN 1						
VOTE FOR NOT MORE THAN 3			07 = MICHAEL PROCTOR	3	100.00				
02 = TODD WIDHOLM	3	30.00	08 = OVER VOTES	0					
03 = PATRICK D. MARTIN	4	40.00	09 = UNDER VOTES	2					
04 = BRADLEY W. HOVE	3	30.00							
05 = OVER VOTES	0								
06 = UNDER VOTES	5								

	01	02	03	04	05	06	07	08	09

0267 WESLEY PCT 001	5	3	4	3	0	5	3	0	2

This political subdivision has been canvassed by the election authority in which their principal office is located.

	JOLIET JUNIOR COLLEGE DIST 525 TRUSTEE										VOTES	PERCENT
01 = BALLOTS CAST	VOTE FOR NOT MORE THAN 2											
58,800	01	02	03	04	05	06	07	08	09	10		
											12,279	14.28
											13,885	16.15
											17,110	19.90
											9,396	10.93
											15,532	18.07
											8,504	9.89
											9,261	10.77
											1,319	
											28,995	
0001 CHANNAHON PCT 001	189	35	38	50	30	50	27	29	5	109		
0002 CHANNAHON PCT 002	388	78	103	101	53	114	50	71	6	194		
0003 CHANNAHON PCT 003	358	76	82	75	41	108	45	50	12	215		
0004 CHANNAHON PCT 004	329	60	94	75	20	100	66	55	13	162		
0005 CHANNAHON PCT 005	244	55	51	47	26	60	30	51	4	160		
0018 CUSTER PCT 001	93	21	27	23	7	30	7	23	2	44		
0019 DU PAGE PCT 001	1	0	0	1	1	0	0	0	0	0		
0022 DU PAGE PCT 004	45	13	6	20	12	11	4	4	1	18		
0023 DU PAGE PCT 005	192	37	45	87	38	55	21	18	7	69		
0024 DU PAGE PCT 006	220	49	61	76	41	59	24	23	12	83		
0026 DU PAGE PCT 008	217	37	37	94	53	61	38	27	7	73		
0027 DU PAGE PCT 009	142	33	26	55	30	33	25	12	8	54		
0028 DU PAGE PCT 010	267	52	61	93	59	66	32	22	12	125		
0029 DU PAGE PCT 011	219	35	40	95	49	62	39	26	6	80		
0030 DU PAGE PCT 012	215	39	45	67	32	56	23	21	4	139		
0031 DU PAGE PCT 013	177	38	38	61	32	42	38	17	13	62		
0032 DU PAGE PCT 014	243	46	53	97	53	55	31	33	8	102		
0033 DU PAGE PCT 015	247	55	61	86	44	65	54	21	11	86		
0034 DU PAGE PCT 016	230	43	56	85	64	45	38	33	9	78		
0035 DU PAGE PCT 017	225	43	47	93	61	46	26	20	10	94		
0036 DU PAGE PCT 018	197	38	49	79	39	60	29	14	4	78		
0037 DU PAGE PCT 019	182	40	49	67	25	46	28	16	7	79		
0038 DU PAGE PCT 020	139	27	28	46	30	43	28	12	3	58		
0039 DU PAGE PCT 021	190	43	64	65	34	45	24	15	8	74		
0040 DU PAGE PCT 022	213	45	57	74	42	54	35	23	4	88		
0041 DU PAGE PCT 023	204	35	43	78	48	47	39	27	7	77		
0042 DU PAGE PCT 024	211	30	50	75	47	57	28	16	8	103		
0043 DU PAGE PCT 025	181	35	50	80	45	27	35	14	7	62		
0044 DU PAGE PCT 026	160	36	43	64	30	45	27	14	2	57		
0045 DU PAGE PCT 027	180	37	33	65	36	56	28	14	4	83		
0046 DU PAGE PCT 028	152	31	37	66	38	45	20	14	7	39		
0047 DU PAGE PCT 029	192	35	41	64	41	45	24	22	1	110		
0048 DU PAGE PCT 030	161	20	42	57	27	54	24	10	5	78		
0049 DU PAGE PCT 031	102	21	35	33	19	20	16	5	4	47		
0050 DU PAGE PCT 032	116	20	27	42	22	32	19	15	3	49		
0051 DU PAGE PCT 033	128	34	34	51	25	34	21	11	2	42		
0052 DU PAGE PCT 034	191	66	52	37	18	91	67	27	2	20		
0053 DU PAGE PCT 035	34	12	9	13	7	14	6	1	0	6		
0054 DU PAGE PCT 036	157	56	27	53	45	38	21	17	1	55		
0055 DU PAGE PCT 037	98	32	37	30	24	16	8	4	4	37		
0056 FLORENCE PCT 001	83	16	15	18	13	16	12	19	0	57		
0057 FRANKFORT PCT 001	299	57	61	74	33	53	33	52	3	229		
0058 FRANKFORT PCT 002	217	45	62	56	28	38	27	47	2	127		
0059 FRANKFORT PCT 003	245	44	59	68	24	48	37	50	2	156		
0060 FRANKFORT PCT 004	134	20	27	36	17	30	21	32	2	81		
0061 FRANKFORT PCT 005	276	39	59	78	46	66	33	61	2	166		
0062 FRANKFORT PCT 006	233	50	66	64	32	48	32	44	0	130		
0063 FRANKFORT PCT 007	193	31	52	48	28	47	30	36	1	112		

	VOTES	PERCENT		VOTES	PERCENT
01 = BALLOTS CAST	58,800		JOLIET JUNIOR COLLEGE DIST 525 TRUSTEE		
			VOTE FOR NOT MORE THAN 2		
			02 = KEVIN KOLLINS HEDEMARK	12,279	14.28
			03 = RICHARD A. DAVIS	13,885	16.15
			04 = ALICIA MORALES*	17,110	19.90
			05 = KRISTAL GARCIA CENTENO	9,396	10.93
			06 = DIANE M. HARRIS*	15,532	18.07
			07 = CAROL LEE	8,504	9.89
			08 = JUDY MEDVID	9,261	10.77
			09 = OVER VOTES	1,319	
			10 = UNDER VOTES	28,995	

(CONTINUED FROM PREVIOUS PAGE)

	01	02	03	04	05	06	07	08	09	10
0064 FRANKFORT PCT 008	129	29	41	41	14	29	16	24	1	62
0065 FRANKFORT PCT 009	186	37	30	56	34	39	27	34	4	107
0066 FRANKFORT PCT 010	181	41	35	57	30	47	29	32	3	85
0067 FRANKFORT PCT 011	272	33	63	67	39	45	20	50	6	215
0068 FRANKFORT PCT 012	217	49	54	55	25	39	25	62	1	123
0069 FRANKFORT PCT 013	190	40	46	45	23	44	33	48	1	99
0070 FRANKFORT PCT 014	163	21	45	43	26	42	25	40	3	78
0071 FRANKFORT PCT 015	203	44	44	55	23	58	33	48	1	99
0072 FRANKFORT PCT 016	244	36	56	62	29	44	32	49	6	168
0073 FRANKFORT PCT 017	346	52	88	61	31	74	37	110	4	231
0074 FRANKFORT PCT 018	359	43	67	68	27	90	49	95	2	275
0075 FRANKFORT PCT 019	215	42	46	61	28	48	22	48	1	133
0076 FRANKFORT PCT 020	220	36	56	53	39	49	34	51	0	122
0077 FRANKFORT PCT 021	541	74	117	141	71	100	68	91	13	394
0078 FRANKFORT PCT 022	422	75	68	104	54	76	52	78	7	323
0079 FRANKFORT PCT 023	328	56	70	70	25	57	32	62	5	274
0080 FRANKFORT PCT 024	223	41	51	75	40	46	41	38	3	108
0081 FRANKFORT PCT 025	480	72	98	105	46	76	44	94	3	419
0082 FRANKFORT PCT 026	365	46	71	84	41	65	53	66	5	294
0083 FRANKFORT PCT 027	296	48	58	81	38	63	23	61	2	216
0084 FRANKFORT PCT 028	329	59	70	101	47	56	41	54	5	220
0085 GREEN GARDEN PCT 001	106	32	30	27	18	26	15	26	2	34
0086 GREEN GARDEN PCT 002	82	16	26	22	10	29	17	18	4	18
0087 HOMER PCT 001	184	47	44	40	35	35	30	34	18	67
0088 HOMER PCT 002	526	149	154	105	109	119	78	81	16	225
0089 HOMER PCT 003	377	110	91	92	83	72	55	59	25	142
0090 HOMER PCT 004	552	153	155	118	109	129	67	105	28	212
0091 HOMER PCT 005	424	170	92	81	137	82	36	68	24	134
0092 HOMER PCT 006	412	113	99	81	86	74	58	71	38	166
0093 HOMER PCT 007	523	148	110	76	106	106	72	83	47	251
0094 HOMER PCT 008	452	126	134	94	98	105	49	67	46	139
0095 HOMER PCT 009	336	86	95	65	65	75	35	61	19	152
0096 HOMER PCT 010	261	86	63	52	56	44	28	46	16	115
0097 HOMER PCT 011	534	172	127	111	120	99	77	82	35	210
0098 HOMER PCT 012	502	121	106	84	99	113	55	100	53	220
0099 HOMER PCT 013	189	52	48	30	52	30	20	27	13	93
0100 HOMER PCT 014	429	141	90	72	117	74	47	68	31	187
0101 HOMER PCT 015	247	80	52	67	76	40	30	38	3	105
0102 HOMER PCT 016	280	108	71	54	78	49	35	52	10	93
0103 HOMER PCT 017	499	147	141	91	100	73	65	83	20	258
0104 HOMER PCT 018	252	91	53	60	77	51	22	51	12	75
0105 HOMER PCT 019	394	134	105	69	102	61	39	66	33	146
0106 JACKSON PCT 001	123	22	28	42	13	44	14	18	0	65
0107 JACKSON PCT 002	122	25	26	33	17	32	21	40	1	48
0108 JOLIET PCT 001	232	37	55	103	34	78	32	21	2	100
0109 JOLIET PCT 002	337	61	84	121	42	96	54	54	4	154
0110 JOLIET PCT 003	267	57	57	108	40	71	26	46	3	123
0111 JOLIET PCT 004	212	31	34	100	30	67	21	34	0	107

	VOTES	PERCENT		VOTES	PERCENT
01 = BALLOTS CAST	58,800		JOLIET JUNIOR COLLEGE DIST 525 TRUSTEE		
			VOTE FOR NOT MORE THAN 2		
			02 = KEVIN KOLLINS HEDEMARK	12,279	14.28
			03 = RICHARD A. DAVIS	13,885	16.15
			04 = ALICIA MORALES*	17,110	19.90
			05 = KRISTAL GARCIA CENTENO	9,396	10.93
			06 = DIANE M. HARRIS*	15,532	18.07
			07 = CAROL LEE	8,504	9.89
			08 = JUDY MEDVID	9,261	10.77
			09 = OVER VOTES	1,319	
			10 = UNDER VOTES	28,995	

(CONTINUED FROM PREVIOUS PAGE)

	01	02	03	04	05	06	07	08	09	10
0112 JOLIET PCT 005	140	12	34	50	25	63	16	11	2	65
0113 JOLIET PCT 006	170	11	33	94	35	60	18	9	0	80
0114 JOLIET PCT 007	222	22	57	76	22	102	31	12	4	114
0115 JOLIET PCT 008	200	34	48	81	28	67	25	22	0	95
0116 JOLIET PCT 009	323	52	72	131	43	105	42	31	4	162
0117 JOLIET PCT 010	363	83	68	136	50	94	39	52	5	194
0118 JOLIET PCT 011	305	46	63	127	58	86	45	39	1	144
0119 JOLIET PCT 012	168	20	33	77	29	55	14	18	2	86
0120 JOLIET PCT 013	172	14	26	125	53	29	15	4	0	78
0121 JOLIET PCT 014	197	14	26	150	78	26	8	6	0	86
0122 JOLIET PCT 015	127	15	32	61	30	33	16	9	0	58
0123 JOLIET PCT 016	221	31	62	88	26	112	21	19	1	81
0124 JOLIET PCT 017	429	65	95	144	41	135	59	76	3	237
0125 JOLIET PCT 018	653	101	138	209	83	211	79	86	5	389
0126 JOLIET PCT 019	363	75	60	136	67	128	32	40	2	184
0127 JOLIET PCT 020	430	88	63	141	64	173	49	52	2	226
0128 JOLIET PCT 021	137	25	34	54	16	43	19	12	1	69
0129 JOLIET PCT 022	185	39	41	70	22	49	23	18	3	102
0130 JOLIET PCT 023	154	24	28	58	23	62	13	16	0	84
0131 JOLIET PCT 024	144	25	28	57	20	47	18	20	1	71
0132 JOLIET PCT 025	251	53	55	87	41	86	38	31	1	109
0133 JOLIET PCT 026	244	29	64	109	49	66	31	34	2	102
0134 JOLIET PCT 027	141	18	34	65	27	43	13	10	0	72
0135 JOLIET PCT 028	145	7	23	54	17	79	20	10	0	80
0136 JOLIET PCT 029	169	20	24	96	33	64	17	9	2	71
0137 JOLIET PCT 030	122	14	38	57	26	38	13	15	3	37
0138 JOLIET PCT 031	248	32	50	109	40	79	29	27	0	130
0139 JOLIET PCT 032	155	11	42	72	15	73	23	4	1	68
0140 JOLIET PCT 033	135	24	28	53	24	47	15	20	2	55
0141 JOLIET PCT 034	188	19	52	74	18	86	17	10	5	90
0142 JOLIET PCT 035	219	17	59	79	28	108	46	18	3	77
0143 JOLIET PCT 036	123	11	33	54	7	53	27	10	2	47
0144 JOLIET PCT 037	149	19	42	71	20	71	20	11	1	42
0145 LOCKPORT PCT 001	436	120	132	125	62	165	108	66	12	70
0146 LOCKPORT PCT 002	119	29	24	29	20	53	19	9	1	53
0147 LOCKPORT PCT 003	101	14	24	36	28	34	12	8	1	44
0148 LOCKPORT PCT 004	98	26	28	32	19	26	18	15	4	24
0149 LOCKPORT PCT 005	229	85	56	47	49	60	28	42	4	83
0150 LOCKPORT PCT 006	85	22	7	43	21	24	10	12	5	21
0151 LOCKPORT PCT 007	108	39	25	36	29	28	10	10	1	37
0152 LOCKPORT PCT 008	54	17	9	28	15	10	13	4	0	12
0153 LOCKPORT PCT 009	263	79	68	85	47	75	46	44	4	74
0154 LOCKPORT PCT 010	243	78	59	54	65	62	33	39	4	88
0155 LOCKPORT PCT 011	308	74	73	56	69	83	35	59	4	159
0156 LOCKPORT PCT 012	266	77	62	58	65	64	34	54	3	112
0157 LOCKPORT PCT 013	385	91	135	102	52	112	79	74	5	115
0158 LOCKPORT PCT 014	130	26	35	44	22	40	23	18	0	52
0159 LOCKPORT PCT 015	94	20	20	45	23	26	13	6	1	33

VOTES	PERCENT	JOLIET JUNIOR COLLEGE DIST 525 TRUSTEE	VOTES	PERCENT
58,800		VOTE FOR NOT MORE THAN 2		
		02 = KEVIN KOLLINS HEDEMARK	12,279	14.28
		03 = RICHARD A. DAVIS	13,885	16.15
		04 = ALICIA MORALES*	17,110	19.90
		05 = KRISTAL GARCIA CENTENO	9,396	10.93
		06 = DIANE M. HARRIS*	15,532	18.07
		07 = CAROL LEE	8,504	9.89
		08 = JUDY MEDVID	9,261	10.77
		09 = OVER VOTES	1,319	
		10 = UNDER VOTES	28,995	

(CONTINUED FROM PREVIOUS PAGE)

	01	02	03	04	05	06	07	08	09	10
0160 LOCKPORT PCT 016	248	65	69	67	64	43	26	29	6	121
0161 LOCKPORT PCT 017	436	98	155	82	82	114	54	94	1	191
0162 LOCKPORT PCT 018	168	61	48	43	51	38	17	16	3	56
0163 LOCKPORT PCT 019	272	79	70	82	51	69	49	50	7	80
0164 LOCKPORT PCT 020	183	37	59	59	37	37	32	33	1	70
0165 LOCKPORT PCT 021	136	28	44	43	18	40	27	22	7	36
0166 LOCKPORT PCT 022	113	23	26	33	19	31	21	17	4	48
0167 LOCKPORT PCT 023	101	20	28	37	11	29	17	19	1	39
0168 LOCKPORT PCT 024	60	6	18	11	7	35	8	2	3	27
0169 MANHATTAN PCT 001	234	40	41	55	41	60	25	40	4	158
0170 MANHATTAN PCT 002	293	57	72	68	31	78	38	57	3	179
0171 MANHATTAN PCT 003	168	34	38	51	27	44	30	41	5	61
0172 MANHATTAN PCT 004	224	37	52	56	18	56	37	49	1	141
0173 MANHATTAN PCT 005	209	53	36	50	18	46	23	58	1	132
0182 NEW LENOX PCT 001	199	35	42	79	41	42	23	46	2	86
0183 NEW LENOX PCT 002	237	59	60	67	34	48	21	48	5	127
0184 NEW LENOX PCT 003	211	52	37	55	30	67	26	44	2	107
0185 NEW LENOX PCT 004	157	50	55	29	12	42	14	39	2	69
0186 NEW LENOX PCT 005	191	36	71	41	16	47	20	62	3	83
0187 NEW LENOX PCT 006	189	48	43	50	18	51	23	59	3	80
0188 NEW LENOX PCT 007	235	57	56	60	31	68	24	73	1	99
0189 NEW LENOX PCT 008	200	48	54	60	22	57	14	63	1	80
0190 NEW LENOX PCT 009	150	35	34	36	18	26	16	43	3	86
0191 NEW LENOX PCT 010	297	66	70	90	49	77	34	80	5	118
0192 NEW LENOX PCT 011	328	76	75	92	40	78	39	79	4	169
0193 NEW LENOX PCT 012	193	45	39	38	14	58	20	63	1	107
0194 NEW LENOX PCT 013	265	69	51	65	37	59	31	87	1	129
0195 NEW LENOX PCT 014	282	48	58	72	38	62	29	72	6	173
0196 NEW LENOX PCT 015	249	38	69	49	23	56	34	71	4	150
0197 NEW LENOX PCT 016	227	51	48	73	46	42	21	68	6	93
0198 NEW LENOX PCT 017	246	45	59	62	26	53	39	64	7	130
0199 NEW LENOX PCT 018	206	40	49	53	33	49	26	51	4	103
0200 NEW LENOX PCT 019	274	50	61	66	25	68	19	59	9	182
0201 NEW LENOX PCT 020	327	57	75	85	25	67	25	107	6	201
0202 PEOTONE PCT 001	263	42	62	48	24	53	38	43	1	214
0203 PEOTONE PCT 002	274	42	70	52	25	60	64	50	5	175
0204 PLAINFIELD PCT 001	167	28	43	50	24	47	37	23	4	74
0205 PLAINFIELD PCT 002	162	23	38	43	21	46	39	24	3	84
0206 PLAINFIELD PCT 003	197	47	42	49	27	80	61	23	0	65
0207 PLAINFIELD PCT 004	64	15	14	24	10	18	12	10	1	23
0208 PLAINFIELD PCT 005	78	16	17	32	24	23	18	10	0	16
0209 PLAINFIELD PCT 006	41	12	12	16	9	11	3	3	0	16
0210 PLAINFIELD PCT 007	80	24	14	38	21	15	8	9	1	29
0211 PLAINFIELD PCT 008	189	35	53	50	32	44	44	28	3	86
0212 PLAINFIELD PCT 009	258	48	51	78	36	82	70	37	3	108
0213 PLAINFIELD PCT 010	275	52	60	61	31	94	50	44	4	150
0214 PLAINFIELD PCT 011	27	7	7	9	4	8	3	5	1	9
0215 PLAINFIELD PCT 012	73	12	15	29	30	17	11	7	1	23

VOTES	PERCENT	JOLIET JUNIOR COLLEGE DIST 525 TRUSTEE	VOTES	PERCENT
58,800		VOTE FOR NOT MORE THAN 2		
		02 = KEVIN KOLLINS HEDEMARK	12,279	14.28
		03 = RICHARD A. DAVIS	13,885	16.15
		04 = ALICIA MORALES*	17,110	19.90
		05 = KRISTAL GARCIA CENTENO	9,396	10.93
		06 = DIANE M. HARRIS*	15,532	18.07
		07 = CAROL LEE	8,504	9.89
		08 = JUDY MEDVID	9,261	10.77
		09 = OVER VOTES	1,319	
		10 = UNDER VOTES	28,995	

(CONTINUED FROM PREVIOUS PAGE)

	01	02	03	04	05	06	07	08	09	10
0216 PLAINFIELD PCT 013	242	52	59	71	32	84	57	18	8	95
0217 PLAINFIELD PCT 014	256	50	58	67	50	93	55	21	2	114
0218 PLAINFIELD PCT 015	296	61	84	64	35	105	67	52	2	120
0219 PLAINFIELD PCT 016	202	41	40	48	29	85	67	28	2	62
0220 PLAINFIELD PCT 017	157	33	35	48	28	41	23	10	4	88
0221 PLAINFIELD PCT 018	172	40	48	71	26	34	26	14	3	79
0222 PLAINFIELD PCT 019	173	36	38	48	36	57	25	18	1	86
0223 PLAINFIELD PCT 020	228	49	51	48	29	65	44	31	5	129
0224 PLAINFIELD PCT 021	216	50	57	76	24	65	34	32	5	84
0225 PLAINFIELD PCT 022	96	18	23	32	21	32	23	12	1	29
0226 PLAINFIELD PCT 023	153	32	50	54	19	38	22	21	3	64
0227 PLAINFIELD PCT 024	241	63	73	66	27	82	45	41	4	77
0228 PLAINFIELD PCT 025	146	34	35	70	34	33	17	13	2	52
0229 PLAINFIELD PCT 026	161	35	36	50	27	41	27	18	3	82
0230 PLAINFIELD PCT 027	115	24	24	37	24	36	19	4	2	58
0231 PLAINFIELD PCT 028	189	46	52	57	24	46	30	19	4	96
0232 PLAINFIELD PCT 029	177	45	46	51	28	40	34	27	0	83
0233 PLAINFIELD PCT 030	206	52	49	54	26	57	34	32	3	102
0234 PLAINFIELD PCT 031	184	37	40	73	42	37	22	23	3	88
0235 PLAINFIELD PCT 032	209	38	50	68	29	63	35	28	2	103
0236 PLAINFIELD PCT 033	394	87	100	128	55	112	70	60	5	166
0237 PLAINFIELD PCT 034	143	33	36	46	23	33	34	28	2	49
0238 PLAINFIELD PCT 035	132	17	24	52	20	31	28	15	3	71
0239 REED PCT 001	422	76	135	88	30	118	73	39	8	269
0240 REED PCT 002	495	91	138	107	40	106	98	84	7	312
0241 REED PCT 003	452	83	102	99	51	109	80	55	8	309
0242 TROY PCT 001	309	39	65	128	54	101	43	31	0	157
0243 TROY PCT 002	175	33	38	48	30	39	26	25	1	109
0244 TROY PCT 003	224	39	62	55	16	50	37	42	4	139
0245 TROY PCT 004	311	76	81	100	51	93	31	37	1	151
0246 TROY PCT 005	357	79	101	106	45	110	41	62	4	162
0247 TROY PCT 006	108	24	28	48	21	28	20	19	1	26
0248 TROY PCT 007	162	41	36	53	33	40	23	17	1	79
0249 TROY PCT 008	490	101	106	142	40	154	65	68	2	300
0250 TROY PCT 009	360	55	81	135	47	100	58	45	5	189
0251 TROY PCT 010	180	36	44	57	25	60	32	30	5	66
0252 TROY PCT 011	669	144	120	161	57	192	68	125	4	463
0253 TROY PCT 012	322	77	74	95	35	91	32	55	4	177
0254 TROY PCT 013	372	87	79	93	59	105	74	75	10	152
0255 TROY PCT 014	323	84	70	87	59	70	40	51	5	175
0256 TROY PCT 015	155	30	31	46	27	51	20	28	4	69
0257 TROY PCT 016	542	113	133	163	61	164	74	89	9	269
0258 TROY PCT 017	199	50	49	58	33	64	21	28	2	91
0259 TROY PCT 018	287	51	52	94	46	97	41	34	6	147
0260 TROY PCT 019	256	34	58	106	41	72	30	19	2	148
0261 TROY PCT 020	207	63	53	64	26	45	30	19	7	100
0262 TROY PCT 021	242	37	44	50	29	64	32	35	14	165
0263 TROY PCT 022	128	36	43	17	20	40	15	22	4	55

	VOTES	PERCENT	JOLIET JUNIOR COLLEGE DIST 525 TRUSTEE										VOTES	PERCENT
01 = BALLOTS CAST	58,800		VOTE FOR NOT MORE THAN 2											
			02 = KEVIN KOLLINS HEDEMARK										12,279	14.28
			03 = RICHARD A. DAVIS										13,885	16.15
			04 = ALICIA MORALES*										17,110	19.90
			05 = KRYSTAL GARCIA CENTENO										9,396	10.93
			06 = DIANE M. HARRIS*										15,532	18.07
			07 = CAROL LEE										8,504	9.89
			08 = JUDY MEDVID										9,261	10.77
			09 = OVER VOTES										1,319	
			10 = UNDER VOTES										28,995	
(CONTINUED FROM PREVIOUS PAGE)	01	02	03	04	05	06	07	08	09	10				
0267 WESLEY PCT 001	81	12	26	28	9	33	10	7	1	35				
0268 WHEATLAND PCT 001	113	24	26	34	21	29	20	11	2	57				
0283 WHEATLAND PCT 016	60	9	10	13	10	21	18	3	1	34				
0286 WHEATLAND PCT 019	0	0	0	0	0	0	0	0	0	0				
0289 WHEATLAND PCT 022	45	10	12	13	10	12	8	3	0	22				
0290 WHEATLAND PCT 023	89	9	14	28	18	26	24	9	3	44				
0291 WHEATLAND PCT 024	167	32	27	46	19	38	36	11	3	119				
0292 WHEATLAND PCT 025	168	26	30	39	27	58	52	13	2	87				
0293 WHEATLAND PCT 026	265	42	54	43	35	110	83	23	3	134				
0294 WHEATLAND PCT 027	169	41	42	52	37	36	28	21	5	71				
0295 WHEATLAND PCT 028	215	42	51	57	17	77	65	17	1	102				
0296 WHEATLAND PCT 029	247	38	55	56	34	84	70	19	12	114				
0297 WHEATLAND PCT 030	260	46	53	69	50	70	73	30	7	115				
0303 WHEATLAND PCT 036	58	9	10	21	5	9	10	4	0	48				
0304 WHEATLAND PCT 037	20	1	4	2	1	4	3	2	0	23				
0305 WHEATLAND PCT 038	138	24	32	53	22	39	21	11	5	64				
0306 WILL PCT 001	128	28	41	26	15	31	20	25	2	66				
0307 WILMINGTON PCT 001	117	24	19	32	10	28	21	24	3	70				
0308 WILMINGTON PCT 002	91	22	43	16	8	32	16	21	0	24				
0309 WILMINGTON PCT 003	103	23	26	25	13	21	13	19	1	64				
0310 WILTON PCT 001	192	23	54	30	8	37	35	25	1	170				

I, the undersigned do hereby certify that on April 25, 2023, I canvassed the returns of an election held on April 4, 2023 for **JOLIET JUNIOR COLLEGE ILLINOIS COMMUNITY COLLEGE DISTRICT NO. 525** and I proclaim that a total of **69,386** voters requested and received ballots and I do further certify the number of votes received for each candidate for this office, **and the winners are denoted with an asterisk next to his or her name.**

I further certify that the above is a true and complete Abstract of Votes and was prepared in my presence on April 25, 2023.

Lauren Staley Ferry

Lauren Staley Ferry, County Clerk
The County of Will, Illinois

1 Trustee, Joliet Junior College 525, 6yr

		Registered Voters	Voters Cast	Turnout (%)	NON - Kevin Hedemark	NON - Richard A. Davis	NON - Alicia Morales	NON - Krystal Garcia Centeno	NON - Diane M. Harris	NON - Carol Lee	NON - Judy Medvid
7700001	Total	1309	209	15.97%	46	45	51	36	30	22	31
7700002	Total	857	157	18.32%	38	43	36	13	33	27	19
7700003	Total	1282	239	18.64%	60	60	54	27	37	35	27
7700004	Total	1109	278	25.07%	71	65	54	36	40	35	38
7700005	Total	1282	206	16.07%	51	51	50	26	27	34	29
7700006	Total	1222	247	20.21%	56	58	39	27	45	42	38
7700007	Total	952	208	21.85%	50	50	42	21	29	30	25
7700008	Total	1291	306	23.70%	65	63	62	40	45	51	38
7700009	Total	776	96	12.37%	18	14	15	9	20	21	13
7700010	Total	923	173	18.74%	47	42	40	24	28	41	27
7700011	Total	1563	283	18.11%	63	60	60	39	45	52	42
7700012	Total	1899	241	12.69%	60	72	40	29	32	26	30
7700013	Total	1627	278	17.09%	57	63	49	42	39	36	31
7700014	Total	1137	256	22.52%	62	52	37	24	44	31	36
Contest Total		17229	3177	18.44%	744	738	629	393	494	483	424

Canvass Results Report

Election Day

Run Time 10:42 AM

Run Date 04/19/2023

Grundy County, Illinois

Consolidated Election

4/4/2023

Page 171

Official Results

Registered Voters

5342 of 34513 = 15.48%

Precincts Reporting

40 of 40 = 100.00%

FOR TRUSTEES OF THE COMMUNITY COLLEGE DISTRICT #525 TO SERVE A 6-YEAR TERM - (VOTE FOR NOT MORE THAN TWO)

Precinct	KEVIN KOLLINS HEDEMARK	RICHARD A. DAVIS	ALICIA MORALES	KRYSTAL GARCIA CENTENO	DIANE M. HARRIS	CAROL LEE	JUDY MEDVID	Cast Votes	Undervotes	Overvotes	Unresolved write-in votes	Election Day Ballots Cast	Early-Grace Ballots Cast	Vote By Mail Ballots Cast
AUX SABLE 01	31	46	37	19	32	29	26	220	86	0	0	93	10	50
AUX SABLE 02	17	23	27	9	22	13	16	127	25	2	0	32	7	39
AUX SABLE 03	29	39	49	22	43	23	22	227	103	4	0	88	13	68
AUX SABLE 04	51	70	64	40	60	27	27	339	169	3	0	146	22	89
AUX SABLE 05	42	42	60	29	48	32	27	280	106	4	0	105	20	72
AUX SABLE 06	81	80	84	54	79	37	42	457	171	2	0	155	17	144
AUX SABLE 07	20	30	26	12	28	13	16	145	53	0	0	53	6	40
BRACEVILLE 01	29	45	37	22	35	20	21	209	63	0	0	54	4	78
BRACEVILLE 02	18	27	25	10	24	21	18	143	61	0	0	63	2	37
BRACEVILLE 03	30	50	49	21	36	33	25	244	166	1	0	88	19	99
BRACEVILLE 04	30	40	42	26	29	30	23	220	162	2	0	105	9	79
ERIENNA 01	47	75	68	38	55	38	30	351	241	3	0	119	58	122
ERIENNA 02	20	38	27	21	27	27	21	181	149	2	0	86	35	46
FELIX 01	29	42	45	6	31	25	18	196	172	3	0	120	10	57
FELIX 02	12	33	22	16	22	13	9	127	45	0	0	39	4	43
FELIX 03	8	14	13	5	13	13	8	74	16	1	0	15	0	31
FELIX 04	24	48	29	13	39	26	21	200	102	1	0	89	11	52
GARFIELD 01	90	115	91	43	87	61	48	535	347	3	0	303	34	107
GOODFARM 01	10	21	10	7	18	6	4	76	24	0	0	30	1	19
GOOSE LAKE 01	16	15	19	9	20	11	17	107	29	0	0	16	2	50

Canvass Results Report

Election Day

Run Time 10:42 AM

Run Date 04/19/2023

Grundy County, Illinois

Consolidated Election

4/4/2023

Page 172

Official Results

Registered Voters

5342 of 34513 = 15.48%

Precincts Reporting

40 of 40 = 100.00%

FOR TRUSTEES OF THE COMMUNITY COLLEGE DISTRICT #525 TO SERVE A 6-YEAR TERM - (VOTE FOR NOT MORE THAN TWO)

Precinct	Total Ballots Cast	Registered Voters	Turnout Percentage
AUX SABLE 01	153	1,167	13.11%
AUX SABLE 02	78	949	8.22%
AUX SABLE 03	169	824	20.51%
AUX SABLE 04	257	1,942	13.23%
AUX SABLE 05	197	1,605	12.27%
AUX SABLE 06	316	2,013	15.70%
AUX SABLE 07	99	1,283	7.72%
BRACEVILLE 01	136	1,366	9.96%
BRACEVILLE 02	102	836	12.20%
BRACEVILLE 03	206	1,028	20.04%
BRACEVILLE 04	193	984	19.61%
ERIENNA 01	299	1,170	25.56%
ERIENNA 02	167	673	24.81%
FELIX 01	187	807	23.17%
FELIX 02	86	810	10.62%
FELIX 03	46	614	7.49%
FELIX 04	152	627	24.24%
GARFIELD 01	444	969	45.82%
GOODFARM 01	50	241	20.75%
GOOSE LAKE 01	68	636	10.69%

Canvass Results Report

Election Day

Run Time 10:42 AM
Run Date 04/19/2023

Grundy County, Illinois

Consolidated Election

4/4/2023
Page 173

Official Results

Registered Voters
5342 of 34513 = 15.48%
Precincts Reporting
40 of 40 = 100.00%

FOR TRUSTEES OF THE COMMUNITY COLLEGE DISTRICT #525 TO SERVE A 6-YEAR TERM - (VOTE FOR NOT MORE THAN TWO)

Precinct	KEVIN KOLLINS HEDEMARK	RICHARD A. DAVIS	ALICIA MORALES	KRYSTAL GARCIA CENTENO	DIANE M. HARRIS	CAROL LEE	JUDY MEDVID	Cast Votes	Undervotes	Overvotes	Unresolved write-in votes	Election Day Ballots Cast	Early-Grace Ballots Cast	Vote By Mail Ballots Cast
GOOSE LAKE 02	15	14	13	13	9	12	12	88	44	1	0	9	3	55
GREENFIELD 01	37	46	26	9	29	25	8	180	156	0	0	91	6	71
HIGHLAND 01	5	6	5	2	6	7	5	36	12	0	0	10	0	14
MAINE 01	5	8	7	2	6	4	5	37	25	0	0	19	2	10
MAZON 01	20	39	24	11	30	36	10	170	136	3	0	80	4	72
MORRIS 01	15	33	24	10	15	23	14	134	58	3	0	44	27	28
MORRIS 02	18	26	22	9	17	13	13	118	74	1	0	45	11	41
MORRIS 03	11	22	22	9	18	19	3	104	64	1	0	31	22	32
MORRIS 04	18	29	33	17	21	22	21	161	107	3	0	64	22	51
MORRIS 05	10	22	24	9	19	19	16	119	43	3	0	27	14	43
NETTLE CREEK 01	4	17	17	8	21	13	9	89	61	0	0	47	5	23
NORMAN 01	7	10	6	3	6	7	4	43	13	0	0	20	1	7
SARATOGA 01	23	35	28	10	27	13	6	142	60	4	0	38	22	45
SARATOGA 02	12	14	8	6	12	6	9	67	39	0	0	24	10	19
SARATOGA 03	22	31	15	14	30	22	16	150	100	2	0	63	34	30
SARATOGA 04	28	43	44	19	38	30	28	230	104	1	0	49	33	86
SARATOGA 05	11	35	20	10	33	15	9	133	91	2	0	55	28	31
VIENNA 01	8	15	13	5	13	10	5	69	33	0	0	40	3	8
WAUPONSEE 01	15	29	37	18	39	23	21	182	108	0	0	62	18	65

Canvass Results Report

Election Day

Run Time 10:42 AM

Run Date 04/19/2023

Grundy County, Illinois

Consolidated Election

4/4/2023

Page 174

Official Results

Registered Voters

5342 of 34513 = 15.48%

Precincts Reporting

40 of 40 = 100.00%

FOR TRUSTEES OF THE COMMUNITY COLLEGE DISTRICT #525 TO SERVE A 6-YEAR TERM - (VOTE FOR NOT MORE THAN TWO)

Precinct	Total Ballots Cast	Registered Voters	Turnout Percentage
GOOSE LAKE 02	67	745	8.99%
GREENFIELD 01	168	645	26.05%
HIGHLAND 01	24	174	13.79%
MAINE 01	31	225	13.78%
MAZON 01	156	920	16.96%
MORRIS 01	99	851	11.63%
MORRIS 02	97	850	11.41%
MORRIS 03	85	830	10.24%
MORRIS 04	137	847	16.17%
MORRIS 05	84	859	9.78%
NETTLE CREEK 01	75	315	23.81%
NORMAN 01	28	197	14.21%
SARATOGA 01	105	847	12.40%
SARATOGA 02	53	672	7.89%
SARATOGA 03	127	670	18.96%
SARATOGA 04	168	1,385	12.13%
SARATOGA 05	114	634	17.98%
VIENNA 01	51	358	14.25%
WAUPONSEE 01	145	837	17.32%

Canvass Results Report

Election Day

Run Time 10:42 AM

Run Date 04/19/2023

Grundy County, Illinois

Consolidated Election

4/4/2023

Page 175

Official Results

Registered Voters
5342 of 34513 = 15.48%

Precincts Reporting
40 of 40 = 100.00%

FOR TRUSTEES OF THE COMMUNITY COLLEGE DISTRICT #525 TO SERVE A 6-YEAR TERM - (VOTE FOR NOT MORE THAN TWO)

Precinct	KEVIN KOLLINS HEDEMARK	RICHARD A. DAVIS	ALICIA MORALES	KRYSTAL GARCIA CENTENO	DIANE M. HARRIS	CAROL LEE	JUDY MEDVID	Cast Votes	Undervotes	Overvotes	Unresolved write-in votes	Election Day Ballots Cast	Early-Grace Ballots Cast	Vote By Mail Ballots Cast
WAUPONSEE 02	8	23	24	8	19	22	9	113	49	3	0	41	7	36
Totals	926	1,390	1,236	614	1,156	839	662	6,823	3,667	58	0	2,658	556	2,089

Canvass Results Report

Election Day

Run Time 10:42 AM
Run Date 04/19/2023

Grundy County, Illinois

Consolidated Election

4/4/2023

Page 176

Official Results

Registered Voters
5342 of 34513 = 15.48%

Precincts Reporting
40 of 40 = 100.00%

FOR TRUSTEES OF THE COMMUNITY COLLEGE DISTRICT #525 TO SERVE A 6-YEAR TERM - (VOTE FOR NOT MORE THAN TWO)

Precinct	Total Ballots Cast	Registered Voters	Turnout Percentage
WAUPONSEE 02	84	821	10.23%
Totals	5,303	34,226	15.49%

RUN DATE:04/18/23 02:33 PM

APRIL 4, 2023
KENDALL COUNTY, ILLINOIS

REPORT-EL86 PAGE 003

WITH 15 OF 15 PRECINCTS REPORTING

VOTES PERCENT

VOTES PERCENT

01 = BALLOTS CAST

1,456

JOLIET JR.COLLEGE DIST.525 TRUSTEE

VOTE FOR 2

02 = KEVIN KOLLINS HEDEMARK

286 13.61

03 = RICHARD A. DAVIS

414 19.70

04 = ALICIA MORALES

420 19.98

05 = KRYSTAL GARCIA CENTENO

203 9.66

06 = DIANE M. HARRIS

378 17.98

07 = CAROL LEE

233 11.08

08 = JUDY MEDVID

168 7.99

09 = OVER VOTES

23

10 = UNDER VOTES

764

	01	02	03	04	05	06	07	08	09	10
0060 FOX 1	0	0	0	0	0	0	0	0	0	0
0061 FOX 2	84	12	26	16	6	20	17	9	0	62
0064 KENDALL 3	9	1	2	0	0	0	0	0	0	15
0065 KENDALL 4	30	9	10	3	1	6	5	1	0	25
0068 NA AU SAY 1	33	10	10	11	4	6	8	5	0	12
0069 NA AU SAY 2	134	29	33	48	28	28	18	13	2	67
0070 NA AU SAY 3	73	12	23	23	13	23	11	6	2	31
0071 NA AU SAY 4	96	22	19	27	14	34	21	12	4	35
0072 NA AU SAY 5	69	6	20	29	18	17	11	8	0	29
0073 NA AU SAY 6	109	29	26	36	21	34	12	11	1	47
0074 BIG GROVE 1	200	37	80	35	9	56	32	24	2	123
0075 LISBON 1	116	15	38	18	8	24	17	11	0	101
0076 SEWARD 1	139	34	38	41	20	32	25	16	0	72
0077 SEWARD 2	178	32	41	66	28	57	30	24	8	62
0078 SEWARD 3	186	38	48	67	33	41	26	28	4	83

JURISDICTIONAL CANVASS

RUN DATE:04/19/23 02:22 PM

APRIL 4, 2023
La Salle County

VOTES PERCENT

VOTES PERCENT

01 = BALLOTS CAST

42

JOLIET JR. CD 525 TRUSTEES

VOTE FOR 2

- 02 = KEVIN KOLLINS HEDEMARK
- 03 = RICHARD A. DAVIS
- 04 = ALICIA MORALES
- 05 = KRYSTAL GARCIA CENTENO
- 06 = DIANE M. HARRIS
- 07 = CAROL LEE
- 08 = JUDY MEDVID

12 17.91
21 31.34
11 16.42
7 10.45
5 7.46
8 11.94
3 4.48

	01	02	03	04	05	06	07	08
0003 ALLEN 1	32	12	18	5	2	4	5	1
0061 MILLER 1	1	0	1	0	0	0	1	0
0062 MISSION 1	2	0	0	2	2	0	0	0
0063 MISSION 2	7	0	2	4	3	1	2	2


0003 ALLEN 1
0061 MILLER 1
0062 MISSION 1
0063 MISSION 2

**LIVINGSTON COUNTY
ABSTRACT OF VOTES CAST AT THE 2023 CONSOLIDATED ELECTION**

JOLIET JUNIOR COLLEGE DISTRICT NO. 525 TRUSTEE

Number of Precincts	11
Precincts Reporting	11
100% Vote For	2
Registered Voters 3821	
Ballots Cast 608	
Voter Turnout 15.9%	
Total Votes Counted 793	
KEVIN KOLLINS HEDEMARK	101
12.74% RICHARD A. DAVIS	160
20.18% ALICIA MORALES	123
15.51% KRYSTAL GARCIA CENTENO	78
9.84% DIANE M. HARRIS	135
17.02% CAROL LEE	133
16.77% JUDY MEDVID	63
7.94% ***FINAL RESULTS***	

I, Kristy A. Masching, County Clerk, in and for said county in the state aforesaid do hereby certify that the foregoing is a true and correct copy of the abstract of votes for Livingston County, Illinois.


Kristy A. Masching
Livingston County Clerk

Registered Voters 21,143 - Total Ballots 2,772 : 13.11% - Blank Ballots 9

47 of 47 Precincts Reporting 100.00%

KANKAKEE COMM COLLEGE DISTRICT NO. 520 TRUSTEE-6YR TERM			
Number of Precincts	8		
Precincts Reporting	8	100.00%	
Vote For 3			
Total Votes	594		
TODD WIDHOLM	194	32.66%	
PATRICK D. MARTIN	208	35.02%	
BRADLEY W. HOVE	192	32.32%	
Undervote	264		
Overvote	0		

HEARTLAND COMM COLLEGE DISTRICT NO. 540 TRUSTEE			
Number of Precincts	27		
Precincts Reporting	27	100.00%	
Vote For 2			
Total Votes	1,549		
CECELIA LONG	397	25.63%	
MARY CAMPBELL	676	43.64%	
DAVID SELZER	476	30.73%	
Undervote	491		
Overvote	12		

KANKAKEE COMM COLLEGE DISTRICT NO. 520 TRUSTEE-2-YEAR UNEXPIRED TERM			
Number of Precincts	8		
Precincts Reporting	8	100.00%	
Vote For 1			
Total Votes	234		
MICHAEL PROCTOR	234	100.00%	
Undervote	52		
Overvote	0		

REG BOARD OF SCHOOL TRUSTEES (CHAMPAIGN-FORD)			
Number of Precincts	1		
Precincts Reporting	1	100.00%	
Vote For 2			
Total Votes	0		
JANE E QUINLAN	0	0%	
Undervote	2		
Overvote	0		

JOLIET JUNIOR COLLEGE DISTRICT NO. 525 TRUSTEE			
Number of Precincts	11		
Precincts Reporting	11	100.00%	
Vote For 2			
Total Votes	793		
KEVIN KOLLINS HEDEMARK	101	12.74%	
RICHARD A. DAVIS	160	20.18%	
ALICIA MORALES	123	15.51%	
KRYSTAL GARCIA CENTENO	78	9.84%	
DIANE M. HARRIS	135	17.02%	
CAROL LEE	133	16.77%	
JUDY MEDVID	63	7.94%	
Undervote	403		
Overvote	20		

REG BOARD OF SCHOOL TRUSTEES (DEWITT-LIVINGSTON-LOGAN-MCLEAN)			
Number of Precincts	46		
Precincts Reporting	46	100.00%	
Vote For 3			
Total Votes	3,709		
DEBORA FORD VANHOORN	1,880	50.69%	
CHRISTOPHER D. WARE	1,829	49.31%	
Undervote	4,460		
Overvote	0		

EDUCATIONAL SERVICE REGION



LAUREN STALEY FERRY
WILL COUNTY CLERK

JOLIET, ILLINOIS

ABSTRACT OF VOTES

OFFICIAL RESULTS

RUN DATE: 04/19/23 09:22 AM

CONSOLIDATED ELECTION
APRIL 4, 2023

	VOTES PERCENT				DU PAGE REGIONAL BOARD OF SCHOOL TRUSTEE		VOTES PERCENT	
	01	02	03	04	VOTE FOR NOT MORE THAN 2		0	0
01 = BALLOTS CAST	10,974						0	0
							0	0
							21,948	

	01	02	03	04				

0019 DU PAGE PCT 001	506	0	0	1012				
0020 DU PAGE PCT 002	476	0	0	952				
0021 DU PAGE PCT 003	512	0	0	1024				
0022 DU PAGE PCT 004	131	0	0	262				
0025 DU PAGE PCT 007	459	0	0	918				
0027 DU PAGE PCT 009	0	0	0	0				
0032 DU PAGE PCT 014	5	0	0	10				
0269 WHEATLAND PCT 002	908	0	0	1816				
0270 WHEATLAND PCT 003	462	0	0	924				
0271 WHEATLAND PCT 004	337	0	0	674				
0272 WHEATLAND PCT 005	487	0	0	974				
0273 WHEATLAND PCT 006	267	0	0	534				
0274 WHEATLAND PCT 007	403	0	0	806				
0275 WHEATLAND PCT 008	486	0	0	972				
0276 WHEATLAND PCT 009	508	0	0	1016				
0277 WHEATLAND PCT 010	438	0	0	876				
0278 WHEATLAND PCT 011	467	0	0	934				
0279 WHEATLAND PCT 012	408	0	0	816				
0280 WHEATLAND PCT 013	269	0	0	538				
0281 WHEATLAND PCT 014	548	0	0	1096				
0282 WHEATLAND PCT 015	425	0	0	850				
0283 WHEATLAND PCT 016	101	0	0	202				
0284 WHEATLAND PCT 017	267	0	0	534				
0285 WHEATLAND PCT 018	436	0	0	872				
0286 WHEATLAND PCT 019	163	0	0	326				
0287 WHEATLAND PCT 020	330	0	0	660				
0288 WHEATLAND PCT 021	364	0	0	728				
0289 WHEATLAND PCT 022	164	0	0	328				
0290 WHEATLAND PCT 023	17	0	0	34				
0291 WHEATLAND PCT 024	331	0	0	662				
0304 WHEATLAND PCT 037	299	0	0	598				

This political subdivision has been canvassed by the election authority in which their principal office is located.

RUN DATE: 04/19/23 09:22 AM

CONSOLIDATED ELECTION
APRIL 4, 2023

	VOTES	PERCENT	GRUNDY & KENDALL REGIONAL BOARD OF SCHOOL TRUSTEE							VOTES	PERCENT
01 = BALLOTS CAST	1,242		VOTE FOR NOT MORE THAN 3								
									02 = PAUL NORDSTROM	406	24.73
									03 = TOM COLLINS	631	38.43
									04 = JEFF HANFORD	345	21.01
									05 = KRISTOPHER J. KOPPERS	260	15.83
									06 = OVER VOTES	0	
									07 = UNDER VOTES	2,084	

			01	02	03	04	05	06	07		

0290 WHEATLAND PCT 023	53		21	37	21	9	0	71			
0298 WHEATLAND PCT 031	167		46	87	39	41	0	288			
0299 WHEATLAND PCT 032	287		101	149	79	63	0	469			
0300 WHEATLAND PCT 033	248		73	119	68	53	0	431			
0301 WHEATLAND PCT 034	230		85	118	67	46	0	374			
0302 WHEATLAND PCT 035	143		40	68	37	28	0	256			
0303 WHEATLAND PCT 036	114		40	53	34	20	0	195			
0308 WILMINGTON PCT 002	0		0	0	0	0	0	0			

This political subdivision has been canvassed by the election authority in which their principal office is located.

RUN DATE: 04/19/23 09:22 AM

	VOTES	PERCENT						VOTES	PERCENT
01 = BALLOTS CAST	5		IROQUOIS & KANKAKEE REGIONAL BOARD OF SCHOOL TRUSTEE						
			VOTE FOR NOT MORE THAN 2						
							02 = SCOTT JOHNSON	3 37.50	
							03 = DAWN RUSSERT	5 62.50	
							04 = OVER VOTES	0	
							05 = UNDER VOTES	2	

	01	02	03	04	05				

0267 WESLEY PCT 001	5	3	5	0	2				

<p>This political subdivision has been canvassed by the election authority in which their principal office is located.</p>
--

RUN DATE:04/19/23 09:22 AM

CONSOLIDATED ELECTION
APRIL 4, 2023

	VOTES	PERCENT		VOTES	PERCENT
01 = BALLOTS CAST	63,465		WILL COUNTY REGIONAL BOARD OF SCHOOL TRUSTEE UNEXP 4YR		
WILL COUNTY REGIONAL BOARD OF SCHOOL TRUSTEE FULL			VOTE FOR NOT MORE THAN 1		
VOTE FOR NOT MORE THAN 3			06 = RICHARD DAVIS*	45,714	100.00
02 = MIMI JOHNSON*	44,529	94.11	07 = OVER VOTES	0	
03 = WRITE-IN	2,786	5.89	08 = UNDER VOTES	17,751	
04 = OVER VOTES	0				
05 = UNDER VOTES	143,080				

	01	02	03	04	05	06	07	08
0001 CHANNAHON PCT 001	189	120	15	0	432	130	0	59
0002 CHANNAHON PCT 002	388	270	12	0	882	279	0	109
0003 CHANNAHON PCT 003	358	232	13	0	829	241	0	117
0004 CHANNAHON PCT 004	329	225	17	0	745	233	0	96
0005 CHANNAHON PCT 005	244	163	12	0	557	170	0	74
0006 CRETE PCT 001	152	129	8	0	319	129	0	23
0007 CRETE PCT 002	114	88	0	0	254	88	0	26
0008 CRETE PCT 003	205	141	9	0	465	136	0	69
0009 CRETE PCT 004	125	110	13	0	252	105	0	20
0010 CRETE PCT 005	85	75	16	0	164	72	0	13
0011 CRETE PCT 006	146	120	13	0	305	121	0	25
0012 CRETE PCT 007	108	87	2	0	235	83	0	25
0013 CRETE PCT 008	210	166	15	0	449	169	0	41
0014 CRETE PCT 009	131	100	3	0	290	102	0	29
0015 CRETE PCT 010	76	60	3	0	165	55	0	21
0016 CRETE PCT 011	106	83	12	0	223	81	0	25
0017 CRETE PCT 012	119	91	14	0	252	89	0	30
0018 CUSTER PCT 001	93	70	6	0	203	70	0	23
0019 DU PAGE PCT 001	1	0	0	0	3	0	0	1
0022 DU PAGE PCT 004	47	39	1	0	101	36	0	11
0023 DU PAGE PCT 005	192	140	13	0	423	136	0	56
0024 DU PAGE PCT 006	220	180	9	0	471	169	0	51
0026 DU PAGE PCT 008	217	161	5	0	485	153	0	64
0027 DU PAGE PCT 009	142	118	11	0	297	112	0	30
0028 DU PAGE PCT 010	267	204	7	0	590	200	0	67
0029 DU PAGE PCT 011	219	173	15	0	469	164	0	55
0030 DU PAGE PCT 012	215	150	10	0	485	138	0	77
0031 DU PAGE PCT 013	177	149	12	0	370	142	0	35
0032 DU PAGE PCT 014	238	179	17	0	518	172	0	66
0033 DU PAGE PCT 015	247	183	10	0	548	179	0	68
0034 DU PAGE PCT 016	230	171	13	0	506	161	0	69
0035 DU PAGE PCT 017	225	172	11	0	492	174	0	51
0036 DU PAGE PCT 018	197	149	13	0	429	149	0	48
0037 DU PAGE PCT 019	182	145	9	0	392	143	0	39
0038 DU PAGE PCT 020	139	104	9	0	304	103	0	36
0039 DU PAGE PCT 021	190	147	16	0	407	149	0	41
0040 DU PAGE PCT 022	213	159	7	0	473	153	0	60
0041 DU PAGE PCT 023	204	163	16	0	433	161	0	43
0042 DU PAGE PCT 024	211	161	17	0	455	153	0	58
0043 DU PAGE PCT 025	181	140	11	0	392	135	0	46
0044 DU PAGE PCT 026	160	124	12	0	344	125	0	35
0045 DU PAGE PCT 027	180	138	3	0	399	130	0	50
0046 DU PAGE PCT 028	152	128	5	0	323	126	0	26
0047 DU PAGE PCT 029	192	144	12	0	420	146	0	46
0048 DU PAGE PCT 030	161	133	4	0	346	123	0	38
0049 DU PAGE PCT 031	102	78	3	0	225	80	0	22
0050 DU PAGE PCT 032	116	93	10	0	245	92	0	24
0051 DU PAGE PCT 033	128	102	4	0	278	99	0	29
0052 DU PAGE PCT 034	191	154	11	0	408	154	0	37
0053 DU PAGE PCT 035	34	29	0	0	73	28	0	6
0054 DU PAGE PCT 036	157	106	15	0	350	109	0	48

RUN DATE: 04/19/23 09:22 AM

CONSOLIDATED ELECTION
APRIL 4, 2023

	VOTES	PERCENT		VOTES	PERCENT
01 = BALLOTS CAST	63,465		WILL COUNTY REGIONAL BOARD OF SCHOOL TRUSTEE UNEXP 4YR		
WILL COUNTY REGIONAL BOARD OF SCHOOL TRUSTEE FULL			VOTE FOR NOT MORE THAN 1		
VOTE FOR NOT MORE THAN 3			06 = RICHARD DAVIS*	45,714	100.00
02 = MIMI JOHNSON*	44,529	94.11	07 = OVER VOTES	0	
03 = WRITE-IN	2,786	5.89	08 = UNDER VOTES	17,751	
04 = OVER VOTES	0				
05 = UNDER VOTES	143,080				

(CONTINUED FROM PREVIOUS PAGE)

	01	02	03	04	05	06	07	08
0055 DU PAGE PCT 037	98	71	8	0	215	76	0	22
0056 FLORENCE PCT 001	83	56	2	0	191	53	0	30
0057 FRANKFORT PCT 001	299	169	17	0	711	179	0	120
0058 FRANKFORT PCT 002	217	147	12	0	492	148	0	69
0059 FRANKFORT PCT 003	245	154	20	0	561	155	0	90
0060 FRANKFORT PCT 004	134	83	7	0	312	82	0	52
0061 FRANKFORT PCT 005	276	164	7	0	657	165	0	111
0062 FRANKFORT PCT 006	233	145	14	0	540	145	0	88
0063 FRANKFORT PCT 007	193	111	11	0	457	117	0	76
0064 FRANKFORT PCT 008	129	89	3	0	295	87	0	42
0065 FRANKFORT PCT 009	186	132	7	0	419	142	0	44
0066 FRANKFORT PCT 010	181	123	12	0	408	128	0	53
0067 FRANKFORT PCT 011	272	174	6	0	636	179	0	93
0068 FRANKFORT PCT 012	217	130	12	0	509	140	0	77
0069 FRANKFORT PCT 013	190	120	12	0	438	123	0	67
0070 FRANKFORT PCT 014	163	118	8	0	363	120	0	43
0071 FRANKFORT PCT 015	203	151	9	0	449	149	0	54
0072 FRANKFORT PCT 016	244	140	16	0	576	148	0	96
0073 FRANKFORT PCT 017	346	177	21	0	840	191	0	155
0074 FRANKFORT PCT 018	359	203	10	0	864	207	0	152
0075 FRANKFORT PCT 019	215	137	8	0	500	132	0	83
0076 FRANKFORT PCT 020	220	141	12	0	507	140	0	80
0077 FRANKFORT PCT 021	541	310	21	0	1292	320	0	221
0078 FRANKFORT PCT 022	422	245	22	0	999	255	0	167
0079 FRANKFORT PCT 023	328	187	10	0	787	193	0	135
0080 FRANKFORT PCT 024	223	141	8	0	520	140	0	83
0081 FRANKFORT PCT 025	480	256	10	0	1174	268	0	212
0082 FRANKFORT PCT 026	365	200	16	0	879	206	0	159
0083 FRANKFORT PCT 027	296	178	7	0	703	190	0	106
0084 FRANKFORT PCT 028	329	214	23	0	750	219	0	110
0085 GREEN GARDEN PCT 001	106	72	12	0	234	85	0	21
0086 GREEN GARDEN PCT 002	82	73	3	0	170	71	0	11
0087 HOMER PCT 001	184	124	12	0	416	142	0	42
0088 HOMER PCT 002	526	315	28	0	1235	352	0	174
0089 HOMER PCT 003	377	234	18	0	879	251	0	126
0090 HOMER PCT 004	552	326	21	0	1309	387	0	165
0091 HOMER PCT 005	424	246	14	0	1012	279	0	145
0092 HOMER PCT 006	412	240	15	0	981	275	0	137
0093 HOMER PCT 007	523	310	15	0	1244	346	0	177
0094 HOMER PCT 008	452	296	30	0	1030	343	0	109
0095 HOMER PCT 009	336	195	12	0	801	228	0	108
0096 HOMER PCT 010	261	157	18	0	608	168	0	93
0097 HOMER PCT 011	534	344	22	0	1236	371	0	163
0098 HOMER PCT 012	502	296	21	0	1189	346	0	156
0099 HOMER PCT 013	189	130	5	0	432	141	0	48
0100 HOMER PCT 014	429	257	17	0	1013	284	0	145
0101 HOMER PCT 015	247	148	2	0	591	152	0	95
0102 HOMER PCT 016	280	202	6	0	632	198	0	82
0103 HOMER PCT 017	499	286	20	0	1191	327	0	172
0104 HOMER PCT 018	252	173	7	0	576	188	0	64
0105 HOMER PCT 019	394	240	27	0	915	263	0	131

RUN DATE:04/19/23 09:22 AM

CONSOLIDATED ELECTION
APRIL 4, 2023

	VOTES	PERCENT		VOTES	PERCENT
01 = BALLOTS CAST	63,465		WILL COUNTY REGIONAL BOARD OF SCHOOL TRUSTEE UNEXP 4YR		
WILL COUNTY REGIONAL BOARD OF SCHOOL TRUSTEE FULL			VOTE FOR NOT MORE THAN 1		
VOTE FOR NOT MORE THAN 3			06 = RICHARD DAVIS*	45,714	100.00
02 = MIMI JOHNSON*	44,529	94.11	07 = OVER VOTES	0	
03 = WRITE-IN	2,786	5.89	08 = UNDER VOTES	17,751	
04 = OVER VOTES	0				
05 = UNDER VOTES	143,080				

(CONTINUED FROM PREVIOUS PAGE)

	01	02	03	04	05	06	07	08
0106 JACKSON PCT 001	123	86	11	0	272	91	0	32
0107 JACKSON PCT 002	122	86	11	0	269	87	0	35
0108 JOLIET PCT 001	232	185	8	0	503	184	0	48
0109 JOLIET PCT 002	337	241	10	0	760	238	0	99
0110 JOLIET PCT 003	267	202	6	0	593	204	0	63
0111 JOLIET PCT 004	212	168	5	0	463	173	0	39
0112 JOLIET PCT 005	140	112	14	0	294	109	0	31
0113 JOLIET PCT 006	170	150	7	0	353	145	0	25
0114 JOLIET PCT 007	222	177	9	0	480	173	0	49
0115 JOLIET PCT 008	200	152	8	0	440	154	0	46
0116 JOLIET PCT 009	323	251	19	0	699	248	0	75
0117 JOLIET PCT 010	363	277	6	0	806	278	0	85
0118 JOLIET PCT 011	305	234	6	0	675	235	0	70
0119 JOLIET PCT 012	168	126	9	0	369	130	0	38
0120 JOLIET PCT 013	172	149	12	0	355	144	0	28
0121 JOLIET PCT 014	197	173	8	0	410	170	0	27
0122 JOLIET PCT 015	127	101	1	0	279	106	0	21
0123 JOLIET PCT 016	221	186	15	0	462	184	0	37
0124 JOLIET PCT 017	429	306	14	0	967	313	0	116
0125 JOLIET PCT 018	653	436	17	0	1506	439	0	214
0126 JOLIET PCT 019	363	247	14	0	828	249	0	114
0127 JOLIET PCT 020	430	296	12	0	982	295	0	135
0128 JOLIET PCT 021	137	106	4	0	301	107	0	30
0129 JOLIET PCT 022	185	133	11	0	411	136	0	49
0130 JOLIET PCT 023	154	116	6	0	340	115	0	39
0131 JOLIET PCT 024	144	118	2	0	312	112	0	32
0132 JOLIET PCT 025	251	194	4	0	555	190	0	61
0133 JOLIET PCT 026	244	199	4	0	529	193	0	51
0134 JOLIET PCT 027	141	110	3	0	310	112	0	29
0135 JOLIET PCT 028	145	119	1	0	315	114	0	31
0136 JOLIET PCT 029	169	130	6	0	371	126	0	43
0137 JOLIET PCT 030	122	100	2	0	264	97	0	25
0138 JOLIET PCT 031	248	174	9	0	561	171	0	77
0139 JOLIET PCT 032	155	132	4	0	329	129	0	26
0140 JOLIET PCT 033	135	103	4	0	298	96	0	39
0141 JOLIET PCT 034	188	162	11	0	391	150	0	38
0142 JOLIET PCT 035	219	180	13	0	464	187	0	32
0143 JOLIET PCT 036	123	106	5	0	258	108	0	15
0144 JOLIET PCT 037	149	120	11	0	316	123	0	26
0145 LOCKPORT PCT 001	436	357	32	0	919	364	0	72
0146 LOCKPORT PCT 002	119	75	7	0	275	80	0	39
0147 LOCKPORT PCT 003	101	75	1	0	227	73	0	28
0148 LOCKPORT PCT 004	98	83	7	0	204	86	0	12
0149 LOCKPORT PCT 005	229	159	10	0	518	169	0	60
0150 LOCKPORT PCT 006	85	74	4	0	177	72	0	13
0151 LOCKPORT PCT 007	108	88	16	0	220	90	0	18
0152 LOCKPORT PCT 008	54	48	5	0	109	49	0	5
0153 LOCKPORT PCT 009	263	222	29	0	538	221	0	42
0154 LOCKPORT PCT 010	243	171	8	0	550	185	0	58
0155 LOCKPORT PCT 011	308	195	8	0	721	217	0	91
0156 LOCKPORT PCT 012	266	182	3	0	613	198	0	68

ABSTRACT OF VOTES

OFFICIAL RESULTS

RUN DATE: 04/19/23 09:22 AM

CONSOLIDATED ELECTION
APRIL 4, 2023

	VOTES	PERCENT		VOTES	PERCENT
01 = BALLOTS CAST	63,465		WILL COUNTY REGIONAL BOARD OF SCHOOL TRUSTEE UNEXP 4YR		
WILL COUNTY REGIONAL BOARD OF SCHOOL TRUSTEE FULL			VOTE FOR NOT MORE THAN 1		
VOTE FOR NOT MORE THAN 3			06 = RICHARD DAVIS*	45,714	100.00
02 = MIMI JOHNSON*	44,529	94.11	07 = OVER VOTES	0	
03 = WRITE-IN	2,786	5.89	08 = UNDER VOTES	17,751	
04 = OVER VOTES	0				
05 = UNDER VOTES	143,080				

(CONTINUED FROM PREVIOUS PAGE)

	01	02	03	04	05	06	07	08
0157 LOCKPORT PCT 013	385	309	25	0	821	321	0	64
0158 LOCKPORT PCT 014	130	103	8	0	279	104	0	26
0159 LOCKPORT PCT 015	94	75	6	0	201	75	0	19
0160 LOCKPORT PCT 016	248	160	16	0	568	169	0	79
0161 LOCKPORT PCT 017	436	258	13	0	1037	304	0	132
0162 LOCKPORT PCT 018	168	110	7	0	387	115	0	53
0163 LOCKPORT PCT 019	272	219	27	0	570	223	0	49
0164 LOCKPORT PCT 020	183	137	11	0	401	141	0	42
0165 LOCKPORT PCT 021	136	108	14	0	286	113	0	23
0166 LOCKPORT PCT 022	113	84	4	0	251	85	0	28
0167 LOCKPORT PCT 023	101	77	4	0	222	75	0	26
0168 LOCKPORT PCT 024	60	52	0	0	128	53	0	7
0169 MANHATTAN PCT 001	234	136	3	0	563	136	0	98
0170 MANHATTAN PCT 002	293	189	9	0	681	198	0	95
0171 MANHATTAN PCT 003	168	128	7	0	369	129	0	39
0172 MANHATTAN PCT 004	224	135	8	0	529	141	0	83
0173 MANHATTAN PCT 005	209	130	1	0	496	133	0	76
0174 MONEE PCT 001	105	88	6	0	221	86	0	19
0175 MONEE PCT 002	237	200	28	0	483	181	0	56
0176 MONEE PCT 003	149	111	13	0	323	115	0	34
0177 MONEE PCT 004	214	165	9	0	468	166	0	48
0178 MONEE PCT 005	278	241	10	0	583	233	0	45
0179 MONEE PCT 006	230	183	15	0	492	177	0	53
0180 MONEE PCT 007	368	314	10	0	780	296	0	72
0181 MONEE PCT 008	131	104	3	0	286	105	0	26
0182 NEW LENOX PCT 001	199	135	5	0	457	140	0	59
0183 NEW LENOX PCT 002	237	162	11	0	538	170	0	67
0184 NEW LENOX PCT 003	211	144	10	0	479	149	0	62
0185 NEW LENOX PCT 004	157	99	5	0	367	107	0	50
0186 NEW LENOX PCT 005	191	127	6	0	440	136	0	55
0187 NEW LENOX PCT 006	189	123	6	0	438	132	0	57
0188 NEW LENOX PCT 007	235	146	14	0	545	166	0	69
0189 NEW LENOX PCT 008	200	127	9	0	464	140	0	60
0190 NEW LENOX PCT 009	150	89	6	0	355	95	0	55
0191 NEW LENOX PCT 010	297	207	16	0	668	220	0	77
0192 NEW LENOX PCT 011	328	224	11	0	749	231	0	97
0193 NEW LENOX PCT 012	193	131	6	0	442	130	0	63
0194 NEW LENOX PCT 013	265	185	10	0	600	187	0	78
0195 NEW LENOX PCT 014	282	179	22	0	645	189	0	93
0196 NEW LENOX PCT 015	249	156	20	0	571	163	0	86
0197 NEW LENOX PCT 016	227	152	18	0	511	145	0	82
0198 NEW LENOX PCT 017	246	164	16	0	558	169	0	77
0199 NEW LENOX PCT 018	206	152	12	0	454	150	0	56
0200 NEW LENOX PCT 019	274	150	20	0	652	164	0	110
0201 NEW LENOX PCT 020	327	208	9	0	764	220	0	107
0202 PEOTONE PCT 001	263	155	7	0	627	165	0	98
0203 PEOTONE PCT 002	274	189	14	0	619	195	0	79
0204 PLAINFIELD PCT 001	167	121	7	0	373	132	0	35
0205 PLAINFIELD PCT 002	162	113	7	0	366	121	0	41
0206 PLAINFIELD PCT 003	197	137	15	0	439	155	0	42
0207 PLAINFIELD PCT 004	64	51	8	0	133	51	0	13

RUN DATE:04/19/23 09:22 AM

CONSOLIDATED ELECTION
APRIL 4, 2023

	VOTES	PERCENT		VOTES	PERCENT
01 = BALLOTS CAST	63,465		WILL COUNTY REGIONAL BOARD OF SCHOOL TRUSTEE UNEXP 4YR		
WILL COUNTY REGIONAL BOARD OF SCHOOL TRUSTEE FULL			VOTE FOR NOT MORE THAN 1		
VOTE FOR NOT MORE THAN 3			06 = RICHARD DAVIS*	45,714	100.00
02 = MIMI JOHNSON*	44,529	94.11	07 = OVER VOTES	0	
03 = WRITE-IN	2,786	5.89	08 = UNDER VOTES	17,751	
04 = OVER VOTES	0				
05 = UNDER VOTES	143,080				

(CONTINUED FROM PREVIOUS PAGE)

	01	02	03	04	05	06	07	08
0208 PLAINFIELD PCT 005	78	63	4	0	167	66	0	12
0209 PLAINFIELD PCT 006	41	31	1	0	91	29	0	12
0210 PLAINFIELD PCT 007	80	68	4	0	168	68	0	12
0211 PLAINFIELD PCT 008	189	145	8	0	414	143	0	46
0212 PLAINFIELD PCT 009	258	179	8	0	587	194	0	64
0213 PLAINFIELD PCT 010	275	171	10	0	644	178	0	97
0214 PLAINFIELD PCT 011	27	22	1	0	58	24	0	3
0215 PLAINFIELD PCT 012	73	55	6	0	158	53	0	20
0216 PLAINFIELD PCT 013	242	173	20	0	533	193	0	49
0217 PLAINFIELD PCT 014	256	180	7	0	581	196	0	60
0218 PLAINFIELD PCT 015	296	214	20	0	654	233	0	63
0219 PLAINFIELD PCT 016	202	156	13	0	437	167	0	35
0220 PLAINFIELD PCT 017	157	123	8	0	340	122	0	35
0221 PLAINFIELD PCT 018	172	126	11	0	379	134	0	38
0222 PLAINFIELD PCT 019	173	134	9	0	376	142	0	31
0223 PLAINFIELD PCT 020	228	155	8	0	521	161	0	67
0224 PLAINFIELD PCT 021	216	166	11	0	471	173	0	43
0225 PLAINFIELD PCT 022	96	73	4	0	211	76	0	20
0226 PLAINFIELD PCT 023	153	122	12	0	325	127	0	26
0227 PLAINFIELD PCT 024	241	192	13	0	518	197	0	44
0228 PLAINFIELD PCT 025	146	127	4	0	307	125	0	21
0229 PLAINFIELD PCT 026	161	125	10	0	348	129	0	32
0230 PLAINFIELD PCT 027	115	82	9	0	254	87	0	28
0231 PLAINFIELD PCT 028	189	152	5	0	410	155	0	34
0232 PLAINFIELD PCT 029	177	141	3	0	387	147	0	30
0233 PLAINFIELD PCT 030	206	140	11	0	467	153	0	53
0234 PLAINFIELD PCT 031	184	144	6	0	402	151	0	33
0235 PLAINFIELD PCT 032	209	153	9	0	465	162	0	47
0236 PLAINFIELD PCT 033	394	296	15	0	871	309	0	85
0237 PLAINFIELD PCT 034	143	116	7	0	306	119	0	24
0238 PLAINFIELD PCT 035	132	99	4	0	293	101	0	31
0239 REED PCT 001	422	314	17	0	935	309	0	113
0240 REED PCT 002	495	370	13	0	1102	361	0	134
0241 REED PCT 003	452	333	11	0	1012	332	0	120
0242 TROY PCT 001	309	247	17	0	663	248	0	61
0243 TROY PCT 002	175	124	2	0	399	128	0	47
0244 TROY PCT 003	224	169	1	0	502	172	0	52
0245 TROY PCT 004	311	242	9	0	682	244	0	67
0246 TROY PCT 005	357	264	16	0	791	260	0	97
0247 TROY PCT 006	108	87	5	0	232	89	0	19
0248 TROY PCT 007	162	111	3	0	372	109	0	53
0249 TROY PCT 008	490	336	13	0	1121	342	0	148
0250 TROY PCT 009	360	268	4	0	808	264	0	96
0251 TROY PCT 010	180	136	7	0	397	138	0	42
0252 TROY PCT 011	669	427	17	0	1563	429	0	240
0253 TROY PCT 012	322	226	5	0	735	229	0	93
0254 TROY PCT 013	372	300	4	0	812	297	0	75
0255 TROY PCT 014	323	226	10	0	733	228	0	95
0256 TROY PCT 015	155	98	3	0	364	104	0	51
0257 TROY PCT 016	542	392	19	0	1215	384	0	158
0258 TROY PCT 017	199	135	5	0	457	139	0	60

RUN DATE:04/19/23 09:22 AM

CONSOLIDATED ELECTION
APRIL 4, 2023

	VOTES	PERCENT		VOTES	PERCENT
01 = BALLOTS CAST	63,465		WILL COUNTY REGIONAL BOARD OF SCHOOL TRUSTEE UNEXP 4YR		
WILL COUNTY REGIONAL BOARD OF SCHOOL TRUSTEE FULL			VOTE FOR NOT MORE THAN 1		
VOTE FOR NOT MORE THAN 3			06 = RICHARD DAVIS*	45,714	100.00
02 = MIMI JOHNSON*	44,529	94.11	07 = OVER VOTES	0	
03 = WRITE-IN	2,786	5.89	08 = UNDER VOTES	17,751	
04 = OVER VOTES	0				
05 = UNDER VOTES	143,080				

(CONTINUED FROM PREVIOUS PAGE)

	01	02	03	04	05	06	07	08
0259 TROY PCT 018	287	210	8	0	643	214	0	73
0260 TROY PCT 019	256	194	8	0	566	183	0	73
0261 TROY PCT 020	207	149	1	0	471	147	0	60
0262 TROY PCT 021	242	154	6	0	566	160	0	82
0263 TROY PCT 022	128	77	2	0	305	82	0	46
0264 WASHINGTON PCT 001	452	281	12	0	1063	287	0	165
0265 WASHINGTON PCT 002	487	306	13	0	1142	307	0	180
0266 WASHINGTON PCT 003	414	268	6	0	968	267	0	147
0267 WESLEY PCT 001	81	72	9	0	162	74	0	7
0268 WHEATLAND PCT 001	113	83	8	0	248	85	0	28
0283 WHEATLAND PCT 016	60	39	1	0	140	44	0	16
0286 WHEATLAND PCT 019	0	0	0	0	0	0	0	0
0289 WHEATLAND PCT 022	45	35	2	0	98	37	0	8
0290 WHEATLAND PCT 023	89	64	5	0	198	66	0	23
0291 WHEATLAND PCT 024	167	107	3	0	391	109	0	58
0292 WHEATLAND PCT 025	168	118	7	0	379	126	0	42
0293 WHEATLAND PCT 026	265	171	13	0	611	190	0	75
0294 WHEATLAND PCT 027	169	126	9	0	372	124	0	45
0295 WHEATLAND PCT 028	215	144	7	0	494	160	0	55
0296 WHEATLAND PCT 029	247	176	10	0	555	195	0	52
0297 WHEATLAND PCT 030	260	167	9	0	604	194	0	66
0303 WHEATLAND PCT 036	58	36	5	0	133	38	0	20
0304 WHEATLAND PCT 037	20	6	0	0	54	6	0	14
0305 WHEATLAND PCT 038	138	102	4	0	308	104	0	34
0306 WILL PCT 001	154	99	6	0	357	102	0	52
0307 WILMINGTON PCT 001	117	78	3	0	270	82	0	35
0308 WILMINGTON PCT 002	91	73	8	0	192	78	0	13
0309 WILMINGTON PCT 003	103	72	4	0	233	72	0	31
0310 WILTON PCT 001	192	104	6	0	466	105	0	87

I, the undersigned do hereby certify that on April 25, 2023, I canvassed the returns of an election held on April 4, 2023 for **WILL COUNTY EDUCATIONAL SERVICE REGION** and I proclaim that a total of **64,034** voters requested and received ballots and I do further certify the number of votes received for each candidate for this office, **and the winners are denoted with an asterisk next to his or her name.**

I further certify that the above is a true and complete Abstract of Votes and was prepared in my presence on April 25, 2023.

Lauren Staley Ferry

Lauren Staley Ferry, County Clerk
The County of Will, Illinois

Statement of Votes Cast
 CONSOLIDATED ELECTION
 TUESDAY, APRIL 4, 2023
 KANKAKEE COUNTY, ILLINOIS
 April 4, 2023 Consolidated Election
 FINAL RESULTS

Date: 4/19/2023
 Time: 10:30:34 AM CDT
 Page 97/100

	REG BOARD OF SCHOOL TRUSTEES (DEW/LIV/LOG/MCL)					REG BOARD OF SCHOOL TRUSTEES (IROQ/KANK)					REG BOARD OF SCHOOL TRUSTEES (WILL)-6YR TERM		
	Reg. Voters	Total Votes	DEBORA FORD VANHOORN	CHRISTOPHE R D. WARE		Reg. Voters	Total Votes	SCOTT JOHNSON	DAWN RUSSERT		Reg. Voters	Total Votes	MIMI JOHNSON
Jurisdiction Wide													
YELLOWHEAD 1	-	-	-	-	-	837	167	76 45.51%	91 54.49%	-	-	-	-
YELLOWHEAD 2	-	-	-	-	-	949	201	88 43.78%	113 56.22%	-	-	-	-
SUMNER	-	-	-	-	-	569	163	73 44.79%	90 55.21%	-	-	-	-
MANTENO 1	-	-	-	-	-	830	102	40 39.22%	62 60.78%	-	-	-	-
MANTENO 2	-	-	-	-	-	1094	158	74 46.84%	84 53.16%	-	-	-	-
MANTENO 3	-	-	-	-	-	1657	190	83 43.68%	107 56.32%	-	-	-	-
MANTENO 4	-	-	-	-	-	1861	224	95 42.41%	129 57.59%	-	-	-	-
MANTENO 5	-	-	-	-	-	1078	143	62 43.36%	81 56.64%	-	-	-	-
MANTENO 6	-	-	-	-	-	1178	136	57 41.91%	79 58.09%	-	-	-	-
ROCKVILLE	-	-	-	-	-	603	98	39 39.80%	59 60.20%	-	-	-	-
MOMENCE 1	-	-	-	-	-	1320	212	88 41.51%	124 58.49%	-	-	-	-
MOMENCE 2	-	-	-	-	-	765	103	44 42.72%	59 57.28%	-	-	-	-
GANEER 1	-	-	-	-	-	732	89	36 40.45%	53 59.55%	-	-	-	-
GANEER 2	-	-	-	-	-	310	40	14 35.00%	26 65.00%	-	-	-	-
GANEER 3	-	-	-	-	-	832	116	52 44.83%	64 55.17%	-	-	-	-
LIMESTONE 1	-	-	-	-	-	663	120	47 39.17%	73 60.83%	-	-	-	-
LIMESTONE 2	-	-	-	-	-	889	251	102 40.64%	149 59.36%	-	-	-	-
LIMESTONE 3	-	-	-	-	-	1372	316	137 43.35%	179 56.65%	-	-	-	-
LIMESTONE 4	-	-	-	-	-	876	204	90 44.12%	114 55.88%	-	-	-	-
SALINA	-	-	-	-	-	944	248	113 45.56%	135 54.44%	-	-	-	-
ESSEX	-	-	-	-	-	343	67	28 41.79%	39 58.21%	702	62	62 100.00%	-
PEMBROKE 1	-	-	-	-	-	665	108	35 32.41%	73 67.59%	-	-	-	-
PEMBROKE 2	-	-	-	-	-	618	158	59 37.34%	99 62.66%	-	-	-	-
ST. ANNE	-	-	-	-	-	1140	196	86 43.88%	110 56.12%	-	-	-	-
AROMA 1	-	-	-	-	-	18	2	1 50.00%	1 50.00%	-	-	-	-
AROMA 2	-	-	-	-	-	90	3	2 66.67%	1 33.33%	-	-	-	-
AROMA 3	-	-	-	-	-	138	9	3 33.33%	6 66.67%	-	-	-	-
OTTO 1	-	-	-	-	-	311	61	27 44.26%	34 55.74%	-	-	-	-
OTTO 2	-	-	-	-	-	862	121	59 48.76%	62 51.24%	-	-	-	-
PILOT	-	-	-	-	-	1376	352	161 45.74%	191 54.26%	-	-	-	-
NORTON	74	20	11 55.00%	9 45.00%		573	160	72 45.00%	88 55.00%	-	-	-	-
KANKAKEE 1	-	-	-	-	-	-	-	-	-	-	-	-	-
KANKAKEE 2	-	-	-	-	-	-	-	-	-	-	-	-	-
KANKAKEE 3	-	-	-	-	-	60	7	3 42.86%	4 57.14%	-	-	-	-
KANKAKEE 4	-	-	-	-	-	181	25	13 52.00%	12 48.00%	-	-	-	-
KANKAKEE 5	-	-	-	-	-	-	-	-	-	-	-	-	-
KANKAKEE 6	-	-	-	-	-	-	-	-	-	-	-	-	-
KANKAKEE 7	-	-	-	-	-	-	-	-	-	-	-	-	-
KANKAKEE 8	-	-	-	-	-	-	-	-	-	-	-	-	-
KANKAKEE 9	-	-	-	-	-	-	-	-	-	-	-	-	-
BOURBONNAIS 1	-	-	-	-	-	1430	327	148 45.26%	179 54.74%	-	-	-	-

Statement of Votes Cast
 CONSOLIDATED ELECTION
 TUESDAY, APRIL 4, 2023
 KANKAKEE COUNTY, ILLINOIS
 April 4, 2023 Consolidated Election
 FINAL RESULTS

Date: 4/19/2023
 Time: 10:30:34 AM CDT
 Page 98/100

	REG BOARD OF SCHOOL TRUSTEES (DEW/LIV/LOG/MCL)					REG BOARD OF SCHOOL TRUSTEES (IROQ/KANK)					REG BOARD OF SCHOOL TRUSTEES (WILL)-6YR TERM					
	Reg. Voters	Total Votes	DEBORA FORD VANHOORN	CHRISTOPHE R D. WARE		Reg. Voters	Total Votes	SCOTT JOHNSON	DAWN RUSERT		Reg. Voters	Total Votes	MIMI JOHNSON			
BOURBONNAIS 2	-	-	-	-	-	1852	429	185	43.12%	244	56.88%	-	-			
BOURBONNAIS 3	-	-	-	-	-	1720	190	80	42.11%	110	57.89%	-	-			
BOURBONNAIS 4	-	-	-	-	-	1483	167	69	41.32%	98	58.68%	-	-			
BOURBONNAIS 5	-	-	-	-	-	1312	354	158	44.63%	196	55.37%	-	-			
BOURBONNAIS 6	-	-	-	-	-	1587	293	123	41.98%	170	58.02%	-	-			
BOURBONNAIS 7	-	-	-	-	-	1334	324	141	43.52%	183	56.48%	-	-			
BOURBONNAIS 8	-	-	-	-	-	1270	136	60	44.12%	76	55.88%	-	-			
BOURBONNAIS 9	-	-	-	-	-	1050	206	93	45.15%	113	54.85%	-	-			
BOURBONNAIS 10	-	-	-	-	-	795	92	43	46.74%	49	53.26%	-	-			
BOURBONNAIS 11	-	-	-	-	-	1573	233	103	44.21%	130	55.79%	-	-			
BOURBONNAIS 12	-	-	-	-	-	852	218	96	44.04%	122	55.96%	-	-			
BOURBONNAIS 13	-	-	-	-	-	988	142	64	45.07%	78	54.93%	-	-			
BOURBONNAIS 14	-	-	-	-	-	1184	196	87	44.39%	109	55.61%	-	-			
BOURBONNAIS 15	-	-	-	-	-	947	168	71	42.26%	97	57.74%	-	-			
BOURBONNAIS 16	-	-	-	-	-	932	112	45	40.18%	67	59.82%	-	-			
BOURBONNAIS 17	-	-	-	-	-	584	104	44	42.31%	60	57.69%	-	-			
BOURBONNAIS 18	-	-	-	-	-	1003	109	48	44.04%	61	55.96%	-	-			
BOURBONNAIS 19	-	-	-	-	-	1981	301	137	45.51%	164	54.49%	-	-			
Total	74	20	11	55.00%	9	45.00%	49611	8651	3754	43.39%	4897	56.61%	702	62	62	100.00%

Statement of Votes Cast
 CONSOLIDATED ELECTION
 TUESDAY, APRIL 4, 2023
 KANKAKEE COUNTY, ILLINOIS
 April 4, 2023 Consolidated Election
 FINAL RESULTS

Date: 4/19/2023
 Time: 10:30:34 AM CDT
 Page 99/100

	REG BOARD OF SCHOOL TRUSTEES (WILL)-4-YEAR UNEXPIRED TERM			VILLAGE OF BOURBONNAIS PROPOSITION TO IMPOSE NON-HOME RULE RETAILER'S AND SERVICE OCCUPATION TAX					KANKAKEE COUNTY REFERENDUM FOR PROPOSED MENTAL HEALTH PURPOSES SALES TAX INCREASE						
	Reg. Voters	Total Votes	RICHARD DAVIS	Reg. Voters	Total Votes	YES	NO	Reg. Voters	Total Votes	YES	NO				
Jurisdiction Wide															
YELLOWHEAD 1	-	-	-	-	-	-	-	837	112	28	25.00%	84	75.00%		
YELLOWHEAD 2	-	-	-	-	-	-	-	949	147	40	27.21%	107	72.79%		
SUMNER	-	-	-	-	-	-	-	569	103	23	22.33%	80	77.67%		
MANTENO 1	-	-	-	-	-	-	-	830	74	26	35.14%	48	64.86%		
MANTENO 2	-	-	-	-	-	-	-	1094	113	62	54.87%	51	45.13%		
MANTENO 3	-	-	-	-	-	-	-	1657	132	46	34.85%	86	65.15%		
MANTENO 4	-	-	-	-	-	-	-	1861	159	77	48.43%	82	51.57%		
MANTENO 5	-	-	-	142	20	16	80.00%	4	20.00%	1078	101	49	48.51%	52	51.49%
MANTENO 6	-	-	-	-	-	-	-	1178	99	38	38.38%	61	61.62%		
ROCKVILLE	-	-	-	-	-	-	-	603	70	24	34.29%	46	65.71%		
MOMENCE 1	-	-	-	-	-	-	-	1320	147	43	29.25%	104	70.75%		
MOMENCE 2	-	-	-	-	-	-	-	765	71	26	36.62%	45	63.38%		
GANEER 1	-	-	-	-	-	-	-	732	65	17	26.15%	48	73.85%		
GANEER 2	-	-	-	-	-	-	-	310	30	15	50.00%	15	50.00%		
GANEER 3	-	-	-	-	-	-	-	832	81	24	29.63%	57	70.37%		
LIMESTONE 1	-	-	-	-	-	-	-	663	105	27	25.71%	78	74.29%		
LIMESTONE 2	-	-	-	-	-	-	-	889	192	39	20.31%	153	79.69%		
LIMESTONE 3	-	-	-	-	-	-	-	1372	247	70	28.34%	177	71.66%		
LIMESTONE 4	-	-	-	-	-	-	-	877	151	39	25.83%	112	74.17%		
SALINA	-	-	-	-	-	-	-	944	200	43	21.50%	157	78.50%		
ESSEX	702	62	62	100.00%	-	-	-	1045	142	45	31.69%	97	68.31%		
PEMBROKE 1	-	-	-	-	-	-	-	665	97	29	29.90%	68	70.10%		
PEMBROKE 2	-	-	-	-	-	-	-	618	131	47	35.88%	84	64.12%		
ST. ANNE	-	-	-	-	-	-	-	1251	148	40	27.03%	108	72.97%		
AROMA 1	-	-	-	-	-	-	-	967	111	41	36.94%	70	63.06%		
AROMA 2	-	-	-	-	-	-	-	1306	214	66	30.84%	148	69.16%		
AROMA 3	-	-	-	-	-	-	-	1162	176	54	30.68%	122	69.32%		
OTTO 1	-	-	-	-	-	-	-	513	79	12	15.19%	67	84.81%		
OTTO 2	-	-	-	-	-	-	-	862	81	29	35.80%	52	64.20%		
PILOT	-	-	-	-	-	-	-	1376	255	82	32.16%	173	67.84%		
NORTON	-	-	-	-	-	-	-	647	129	28	21.71%	101	78.29%		
KANKAKEE 1	-	-	-	-	-	-	-	881	202	107	52.97%	95	47.03%		
KANKAKEE 2	-	-	-	-	-	-	-	1575	365	183	50.14%	182	49.86%		
KANKAKEE 3	-	-	-	-	-	-	-	1510	208	91	43.75%	117	56.25%		
KANKAKEE 4	-	-	-	-	-	-	-	1531	284	128	45.07%	156	54.93%		
KANKAKEE 5	-	-	-	-	-	-	-	1664	271	103	38.01%	168	61.99%		
KANKAKEE 6	-	-	-	-	-	-	-	1676	180	88	48.89%	92	51.11%		
KANKAKEE 7	-	-	-	-	-	-	-	1598	103	49	47.57%	54	52.43%		
KANKAKEE 8	-	-	-	-	-	-	-	1091	103	36	34.95%	67	65.05%		
KANKAKEE 9	-	-	-	-	-	-	-	1514	207	70	33.82%	137	66.18%		
BOURBONNAIS 1	-	-	-	1376	239	116	48.54%	123	51.46%	1430	253	107	42.29%	146	57.71%

Statement of Votes Cast
 CONSOLIDATED ELECTION
 TUESDAY, APRIL 4, 2023
 KANKAKEE COUNTY, ILLINOIS
 April 4, 2023 Consolidated Election
 FINAL RESULTS

Date: 4/19/2023
 Time: 10:30:34 AM CDT
 Page 100/100

	REG BOARD OF SCHOOL TRUSTEES (WILL)-4-YEAR UNEXPIRED TERM			VILLAGE OF BOURBONNAIS PROPOSITION TO IMPOSE NON-HOME RULE RETAILER'S AND SERVICE OCCUPATION TAX						KANKAKEE COUNTY REFERENDUM FOR PROPOSED MENTAL HEALTH PURPOSES SALES TAX INCREASE					
	Reg. Voters	Total Votes	RICHARD DAVIS	Reg. Voters	Total Votes	YES		NO	Reg. Voters	Total Votes	YES		NO		
BOURBONNAIS 2	-	-	-	1852	333	174	52.25%	159	47.75%	1852	334	146	43.71%	188	56.29%
BOURBONNAIS 3	-	-	-	675	119	59	49.58%	60	50.42%	1720	145	55	37.93%	90	62.07%
BOURBONNAIS 4	-	-	-	-	-	-	-	-	-	1483	128	50	39.06%	78	60.94%
BOURBONNAIS 5	-	-	-	1309	268	124	46.27%	144	53.73%	1312	271	113	41.70%	158	58.30%
BOURBONNAIS 6	-	-	-	1575	226	100	44.25%	126	55.75%	1587	227	82	36.12%	145	63.88%
BOURBONNAIS 7	-	-	-	-	-	-	-	-	-	1334	233	81	34.76%	152	65.24%
BOURBONNAIS 8	-	-	-	-	-	-	-	-	-	1270	97	28	28.87%	69	71.13%
BOURBONNAIS 9	-	-	-	1018	166	75	45.18%	91	54.82%	1050	169	56	33.14%	113	66.86%
BOURBONNAIS 10	-	-	-	-	-	-	-	-	-	795	66	19	28.79%	47	71.21%
BOURBONNAIS 11	-	-	-	-	-	-	-	-	-	1624	178	62	34.83%	116	65.17%
BOURBONNAIS 12	-	-	-	398	107	62	57.94%	45	42.06%	852	156	58	37.18%	98	62.82%
BOURBONNAIS 13	-	-	-	-	-	-	-	-	-	988	89	36	40.45%	53	59.55%
BOURBONNAIS 14	-	-	-	1091	145	68	46.90%	77	53.10%	1184	152	54	35.53%	98	64.47%
BOURBONNAIS 15	-	-	-	945	137	67	48.91%	70	51.09%	947	137	57	41.61%	80	58.39%
BOURBONNAIS 16	-	-	-	-	-	-	-	-	-	932	78	29	37.18%	49	62.82%
BOURBONNAIS 17	-	-	-	551	71	35	49.30%	36	50.70%	584	73	30	41.10%	43	58.90%
BOURBONNAIS 18	-	-	-	-	-	-	-	-	-	1003	76	50	65.79%	26	34.21%
BOURBONNAIS 19	-	-	-	-	-	-	-	-	-	1981	224	80	35.71%	144	64.29%
Total	702	62	62 100.00%	10932	1831	896	48.94%	935	51.06%	66740	8971	3277	36.53%	5694	63.47%

I, Dan Hendrickson, County Clerk, in and for said county in the state aforesaid do hereby certify that 93 ballots were cast for the Will County Educational Service Region, and that the foregoing is a true and correct copy of the abstract of votes for Kankakee County, Illinois.



Dan Hendrickson
 Kankakee County Clerk

RUN DATE:04/18/23 02:33 PM

APRIL 4, 2023
KENDALL COUNTY, ILLINOIS
WITH 6 OF 6 PRECINCTS REPORTING

REPORT-EL86 PAGE 011

01 = BALLOTS CAST
REG.SCH.TRUSTEES-WILL-6YR
VOTE FOR 3
02 = MIMI JOHNSON
03 = OVER VOTES
04 = UNDER VOTES

VOTES PERCENT
476
368 100.00
0
1,060
REG.SCH.TRUSTEES-WILL-UNEX.4YR
VOTE FOR 1
05 = RICHARD DAVIS
06 = OVER VOTES
07 = UNDER VOTES

VOTES PERCENT
366 100.00
0
110

	01	02	03	04	05	06	07
0068 NA AU SAY 1	8	5	0	19	5	0	3
0069 NA AU SAY 2	124	100	0	272	99	0	25
0070 NA AU SAY 3	73	58	0	161	57	0	16
0071 NA AU SAY 4	96	69	0	219	71	0	25
0072 NA AU SAY 5	69	51	0	156	50	0	19
0073 NA AU SAY 6	106	85	0	233	84	0	22

FIRE DISTRICTS



LAUREN STALEY FERRY
WILL COUNTY CLERK

JOLIET, ILLINOIS

	VOTES	PERCENT			VOTES	PERCENT	
01 = BALLOTS CAST	1,377		BEECHER FIRE TRUSTEE				
			VOTE FOR NOT MORE THAN 2				
				02 = JUSTIN BAKKER*	815	48.98	
				03 = MARGIE COOK*	849	51.02	
				04 = OVER VOTES	0		
				05 = UNDER VOTES	1,090		

	01	02	03	04	05		

0264 WASHINGTON PCT 001	452	261	290	0	353		
0265 WASHINGTON PCT 002	487	281	291	0	402		
0266 WASHINGTON PCT 003	414	263	256	0	309		
0306 WILL PCT 001	24	10	12	0	26		

I, the undersigned do hereby certify that on April 25, 2023, I canvassed the returns of an election held on April 4, 2023 for **BEECHER FIRE PROTECTION DISTRICT**, and I proclaim that a total of **1,377** voters requested and received ballots and I do further certify the number of votes received for each candidate for this office, **and the winners are denoted with an asterisk next to his or her name.**

I further certify that the above is a true and complete Abstract of Votes and was prepared in my presence on April 25, 2023.



Lauren Staley Ferry, County Clerk
The County of Will, Illinois

Canvass Results Report

Election Day

Run Time 10:42 AM

Run Date 04/19/2023

Grundy County, Illinois

Consolidated Election

4/4/2023

Page 185

Official Results

Registered Voters

5342 of 34513 = 15.48%

Precincts Reporting

40 of 40 = 100.00%

FOR BRAIDWOOD FIRE PROTECTION DISTRICT TRUSTEE - (VOTE FOR ONE)

Precinct	MICHAEL DILLON	Cast Votes	Undervotes	Overvotes	Unresolved write-in votes	Election Day Ballots Cast	Early-Grace Ballots Cast	Vote By Mail Ballots Cast	Total Ballots Cast	Registered Voters	Turnout Percentage
BRACEVILLE 02	9	9	1	0	0	8	0	2	10	24	41.67%
Totals	9	9	1	0	0	8	0	2	10	24	41.67%

RUN DATE: 04/19/23 09:22 AM

CONSOLIDATED ELECTION
APRIL 4, 2023

	VOTES	PERCENT	CRETE TWP FIRE DISTRICT REFERENDUM							VOTES	PERCENT
01 = BALLOTS CAST	498		VOTE FOR NOT MORE THAN 1								
CRETE TOWNSHIP FIRE TRUSTEE			05 = YES							167	33.94
VOTE FOR NOT MORE THAN 1			06 = NO*							325	66.06
02 = RAYMOND PETERLIN JR. *	420	100.00	07 = OVER VOTES							0	
03 = OVER VOTES	0		08 = UNDER VOTES							0	
04 = UNDER VOTES	78									6	

	01	02	03	04	05	06	07	08
0006 CRETE PCT 001	2	1	0	1	0	2	0	0
0009 CRETE PCT 004	0	0	0	0	0	0	0	0
0010 CRETE PCT 005	0	0	0	0	0	0	0	0
0011 CRETE PCT 006	86	75	0	11	24	62	0	0
0012 CRETE PCT 007	108	98	0	10	36	71	0	1
0013 CRETE PCT 008	12	8	0	4	4	7	0	1
0015 CRETE PCT 010	76	61	0	15	43	32	0	1
0016 CRETE PCT 011	95	79	0	16	29	64	0	2
0017 CRETE PCT 012	119	98	0	21	31	87	0	1

I, the undersigned do hereby certify that on April 25, 2023, I canvassed the returns of an election held on April 4, 2023 for **CRETE TOWNSHIP FIRE PROTECTION DISTRICT**, and I proclaim that a total of **498** voters requested and received ballots and I do further certify the number of votes received for each candidate for this office, **and the winners are denoted with an asterisk next to his or her name.**

I further certify that the above is a true and complete Abstract of Votes and was prepared in my presence on April 25, 2023.



Lauren Staley Ferry, County Clerk
The County of Will, Illinois

I, the undersigned do hereby certify that on April 25, 2023, I canvassed the returns of an election held on April 4, 2023 for **CRETE TOWNSHIP FIRE PROTECTION DISTRICT** and I proclaim that a total of **498** voters requested and received ballots and I do further certify that the following Question of Public Policy did receive the number of votes herein recorded and has **FAILED**.

Shall the Crete Township Fire Protection District, Will County, Illinois, be authorized to levy a new tax for firefighters' pension purposes and have an additional tax of 0.0876% of the equalized assessed value of the taxable property therein extended for such purposes?

[The following paragraphs are not part of the ballot question, but are to be printed on the ballot]

(1) The approximate amount of taxes extendable at the most recently extended limiting rate is \$1,899,411.77, and the approximate amount of taxes extendable if the proposition is approved is \$2,050,303.64.

(2) For the 2023 levy year the approximate amount of the additional tax extendable against property containing a single family residence and having a fair market value at the time of the referendum of \$100,000 is estimated to be \$29.20.

I further certify that the above is a true and complete Abstract of Votes and was prepared in my presence on April 25, 2023.



Lauren Staley Ferry, County Clerk
The County of Will, Illinois

RUN DATE: 04/19/23 09:22 AM

	VOTES	PERCENT			VOTES	PERCENT
01 = BALLOTS CAST	760		EAST JOLIET FIRE TRUSTEE			
			VOTE FOR NOT MORE THAN 1			
			02 = GEORGE PETECKI*		677	100.00
			03 = OVER VOTES		0	
			04 = UNDER VOTES		83	

	01	02	03	04		

0114 JOLIET PCT 007	31	25	0	6		
0120 JOLIET PCT 013	3	2	0	1		
0122 JOLIET PCT 015	68	66	0	2		
0123 JOLIET PCT 016	59	54	0	5		
0136 JOLIET PCT 029	37	28	0	9		
0137 JOLIET PCT 030	122	106	0	16		
0139 JOLIET PCT 032	0	0	0	0		
0141 JOLIET PCT 034	59	53	0	6		
0142 JOLIET PCT 035	136	119	0	17		
0143 JOLIET PCT 036	120	113	0	7		
0144 JOLIET PCT 037	125	111	0	14		

I, the undersigned do hereby certify that on April 25, 2023, I canvassed the returns of an election held on April 4, 2023 for **EAST JOLIET FIRE PROTECTION DISTRICT**, and I proclaim that a total of **760** voters requested and received ballots and I do further certify the number of votes received for each candidate for this office, **and the winners are denoted with an asterisk next to his or her name.**

I further certify that the above is a true and complete Abstract of Votes and was prepared in my presence on April 25, 2023.

Lauren Staley Ferry

Lauren Staley Ferry, County Clerk
The County of Will, Illinois

		VOTES	PERCENT	FRANKFORT FIRE TRUSTEE FULL						VOTES	PERCENT
01 = BALLOTS CAST		5,124		VOTE FOR NOT MORE THAN 2							
FRANKFORT FIRE TRUSTEE UNEXP 2YR				05 = DONNA VEGTER*						2,547	34.90
VOTE FOR NOT MORE THAN 1				06 = JUSTIN LOHRENS*						2,477	33.94
02 = MIKE MINOGUE*		3,492	100.00	07 = GEORGE FARIS						2,274	31.16
03 = OVER VOTES		0		08 = OVER VOTES						7	
04 = UNDER VOTES		1,632		09 = UNDER VOTES						2,936	

		01	02	03	04	05	06	07	08	09	
0059	FRANKFORT PCT 003	0	0	0	0	0	0	0	0	0	
0060	FRANKFORT PCT 004	98	65	0	33	56	43	34	0	63	
0064	FRANKFORT PCT 008	62	48	0	14	33	26	26	0	39	
0067	FRANKFORT PCT 011	272	181	0	91	139	134	105	0	166	
0070	FRANKFORT PCT 014	162	130	0	32	88	70	70	1	94	
0071	FRANKFORT PCT 015	203	170	0	33	111	106	91	1	96	
0072	FRANKFORT PCT 016	237	150	0	87	110	100	98	2	162	
0073	FRANKFORT PCT 017	252	166	0	86	135	105	82	0	182	
0074	FRANKFORT PCT 018	318	200	0	118	164	145	111	0	216	
0075	FRANKFORT PCT 019	215	153	0	62	108	109	102	1	109	
0076	FRANKFORT PCT 020	220	168	0	52	113	97	95	0	135	
0077	FRANKFORT PCT 021	541	354	0	187	290	248	233	0	311	
0078	FRANKFORT PCT 022	422	273	0	149	200	200	202	0	242	
0079	FRANKFORT PCT 023	328	210	0	118	166	166	141	1	181	
0080	FRANKFORT PCT 024	223	156	0	67	113	100	105	0	128	
0081	FRANKFORT PCT 025	480	300	0	180	205	292	231	0	232	
0082	FRANKFORT PCT 026	365	240	0	125	138	161	227	0	204	
0083	FRANKFORT PCT 027	296	201	0	95	171	136	119	0	166	
0084	FRANKFORT PCT 028	329	237	0	92	152	174	153	1	177	
0085	GREEN GARDEN PCT 001	72	62	0	10	40	44	32	0	28	
0086	GREEN GARDEN PCT 002	29	28	0	1	15	21	17	0	5	

I, the undersigned do hereby certify that on April 25, 2023, I canvassed the returns of an election held on April 4, 2023 for **FRANKFORT FIRE PROTECTION DISTRICT**, and I proclaim that a total of **5,124** voters requested and received ballots and I do further certify the number of votes received for each candidate for this office, **and the winners are denoted with an asterisk next to his or her name.**

I further certify that the above is a true and complete Abstract of Votes and was prepared in my presence on April 25, 2023.

Lauren Staley Ferry

Lauren Staley Ferry, County Clerk
The County of Will, Illinois

ABSTRACT OF VOTES

RUN DATE:04/19/23 09:22 AM

CONSOLIDATED ELECTION
APRIL 4, 2023

OFFICIAL RESULTS

	VOTES	PERCENT	HOMER TOWNSHIP FIRE TRUSTEE FULL	VOTES	PERCENT
01 = BALLOTS CAST	3,250		VOTE FOR NOT MORE THAN 1		
HOMER TOWNSHIP FIRE TRUSTEE UNEXP 2YR			08 = VINCENT COLABELLI*	2,309	100.00
VOTE FOR NOT MORE THAN 1			09 = OVER VOTES	0	
02 = KENNETH FIJAN*	2,364	100.00	10 = UNDER VOTES	941	
03 = OVER VOTES	0				
04 = UNDER VOTES	886				
HOMER TOWNSHIP FIRE TRUSTEE UNEXP 4YR					
VOTE FOR NOT MORE THAN 1					
05 = STEPHANIE MITCHELL*	2,358	100.00			
06 = OVER VOTES	0				
07 = UNDER VOTES	892				

	01	02	03	04	05	06	07	08	09	10
0087 HOMER PCT 001	41	32	0	9	33	0	8	32	0	9
0088 HOMER PCT 002	160	119	0	41	119	0	41	112	0	48
0091 HOMER PCT 005	39	28	0	11	26	0	13	25	0	14
0093 HOMER PCT 007	351	238	0	113	249	0	102	235	0	116
0096 HOMER PCT 010	261	185	0	76	179	0	82	177	0	84
0097 HOMER PCT 011	534	399	0	135	403	0	131	392	0	142
0098 HOMER PCT 012	502	378	0	124	371	0	131	371	0	131
0099 HOMER PCT 013	189	150	0	39	152	0	37	151	0	38
0100 HOMER PCT 014	429	311	0	118	310	0	119	302	0	127
0102 HOMER PCT 016	6	5	0	1	5	0	1	5	0	1
0103 HOMER PCT 017	344	241	0	103	238	0	106	236	0	108
0105 HOMER PCT 019	394	278	0	116	273	0	121	271	0	123

I, the undersigned do hereby certify that on April 25, 2023, I canvassed the returns of an election held on April 4, 2023 for **HOMER TOWNSHIP FIRE PROTECTION DISTRICT**, and I proclaim that a total of **3,250** voters requested and received ballots and I do further certify the number of votes received for each candidate for this office, **and the winners are denoted with an asterisk next to his or her name.**

I further certify that the above is a true and complete Abstract of Votes and was prepared in my presence on April 25, 2023.

Lauren Staley Ferry

Lauren Staley Ferry, County Clerk
The County of Will, Illinois

ABSTRACT OF VOTES

RUN DATE:04/19/23 09:22 AM

CONSOLIDATED ELECTION
APRIL 4, 2023

OFFICIAL RESULTS

	VOTES	PERCENT		VOTES	PERCENT					
01 = BALLOTS CAST	33		LEMONT FIRE TRUSTEE FULL							
LEMONT FIRE TRUSTEE UNEXP 2YR			VOTE FOR NOT MORE THAN 2							
VOTE FOR NOT MORE THAN 1			05 = LINDA BERNACCHI	12	26.09					
02 = DANIEL A THOLOTOWSKY	23	100.00	06 = VICTORIA L COBBETT	17	36.96					
03 = OVER VOTES	0		07 = RICHARD LEE	8	17.39					
04 = UNDER VOTES	10		08 = MICHAEL G SMOLLEN	9	19.57					
			09 = OVER VOTES	0	0					
			10 = UNDER VOTES	20	20					
	01	02	03	04	05	06	07	08	09	10
	0	0	0	0	0	0	0	0	0	0
0046 DU PAGE PCT 028	33	23	0	10	12	17	8	9	0	20
0051 DU PAGE PCT 033										

This political subdivision has been canvassed by the election authority in which their principal office is located.

	VOTES PERCENT							VOTES PERCENT	
	01	02	03	04	05	06	07		
01 = BALLOTS CAST	5,789								
	LOCKPORT TOWNSHIP FIRE TRUSTEE								
	VOTE FOR NOT MORE THAN 2								
	02 = TODD RANDICH*							3,194	32.39
	03 = DAVID PALYA							1,885	19.12
	04 = PAUL SIEGEL*							2,965	30.07
	05 = DONALD SALVINO							1,816	18.42
	06 = OVER VOTES							8	
	07 = UNDER VOTES							1,702	
0051 DU PAGE PCT 033	16	12	4	12	2	0	2		
0052 DU PAGE PCT 034	191	111	41	123	74	1	31		
0099 HOMER PCT 013	0	0	0	0	0	0	0		
0101 HOMER PCT 015	247	113	74	102	83	1	120		
0102 HOMER PCT 016	274	134	88	134	79	0	113		
0104 HOMER PCT 018	252	148	83	135	65	0	73		
0108 JOLIET PCT 001	71	42	16	33	24	0	27		
0109 JOLIET PCT 002	2	1	0	0	1	0	2		
0145 LOCKPORT PCT 001	436	233	129	209	220	0	81		
0146 LOCKPORT PCT 002	0	0	0	0	0	0	0		
0148 LOCKPORT PCT 004	41	28	15	22	10	0	7		
0149 LOCKPORT PCT 005	229	115	81	129	66	0	67		
0150 LOCKPORT PCT 006	85	42	23	47	31	0	27		
0151 LOCKPORT PCT 007	108	58	34	57	31	0	36		
0152 LOCKPORT PCT 008	54	30	16	26	18	0	18		
0153 LOCKPORT PCT 009	263	167	71	146	94	0	48		
0154 LOCKPORT PCT 010	243	134	85	128	69	0	70		
0155 LOCKPORT PCT 011	308	172	132	147	72	0	93		
0156 LOCKPORT PCT 012	266	132	84	143	71	0	102		
0157 LOCKPORT PCT 013	385	231	79	247	144	0	69		
0158 LOCKPORT PCT 014	130	76	48	67	37	0	32		
0159 LOCKPORT PCT 015	94	52	22	53	35	0	26		
0160 LOCKPORT PCT 016	248	127	92	112	76	1	87		
0161 LOCKPORT PCT 017	436	196	204	199	127	0	146		
0162 LOCKPORT PCT 018	168	100	49	90	47	0	50		
0163 LOCKPORT PCT 019	272	169	82	158	81	1	52		
0164 LOCKPORT PCT 020	183	129	57	82	44	0	54		
0165 LOCKPORT PCT 021	136	86	43	70	36	1	35		
0166 LOCKPORT PCT 022	113	67	41	53	25	1	38		
0167 LOCKPORT PCT 023	101	57	52	44	25	0	24		
0168 LOCKPORT PCT 024	60	29	18	23	21	1	27		
0207 PLAINFIELD PCT 004	64	31	21	25	20	0	31		
0208 PLAINFIELD PCT 005	78	35	25	32	33	1	29		
0210 PLAINFIELD PCT 007	40	23	15	13	9	0	20		
0214 PLAINFIELD PCT 011	27	11	11	16	6	0	10		
0215 PLAINFIELD PCT 012	73	43	22	38	19	0	24		
0237 PLAINFIELD PCT 034	48	31	14	25	7	0	19		
0247 TROY PCT 006	46	28	13	25	14	0	12		
0305 WHEATLAND PCT 038	1	1	1	0	0	0	0		

I, the undersigned do hereby certify that on April 25, 2023, I canvassed the returns of an election held on April 4, 2023 for **LOCKPORT TOWNSHIP FIRE PROTECTION DISTRICT**, and I proclaim that a total of **5,789** voters requested and received ballots and I do further certify the number of votes received for each candidate for this office, **and the winners are denoted with an asterisk next to his or her name.**

I further certify that the above is a true and complete Abstract of Votes and was prepared in my presence on April 25, 2023.

Lauren Staley Ferry

Lauren Staley Ferry, County Clerk
The County of Will, Illinois

	VOTES	PERCENT		VOTES	PERCENT
01 = BALLOTS CAST	1,958				
			MOKENA FIRE TRUSTEE		
			VOTE FOR NOT MORE THAN 2		
			02 = CRAIG D. WARNING*	1,274	49.57
			03 = ROBERT HENNESSY*	1,296	50.43
			04 = OVER VOTES	0	
			05 = UNDER VOTES	1,346	

	01	02	03	04	05

0057 FRANKFORT PCT 001	299	201	193	0	204
0058 FRANKFORT PCT 002	217	147	154	0	133
0059 FRANKFORT PCT 003	0	0	0	0	0
0060 FRANKFORT PCT 004	36	26	28	0	18
0061 FRANKFORT PCT 005	276	175	188	0	189
0062 FRANKFORT PCT 006	233	166	149	0	151
0063 FRANKFORT PCT 007	193	116	126	0	144
0066 FRANKFORT PCT 010	0	0	0	0	0
0068 FRANKFORT PCT 012	217	148	153	0	133
0069 FRANKFORT PCT 013	190	128	126	0	126
0072 FRANKFORT PCT 016	7	3	5	0	6
0073 FRANKFORT PCT 017	94	53	51	0	84
0074 FRANKFORT PCT 018	41	21	24	0	37
0103 HOMER PCT 017	155	90	99	0	121

I, the undersigned do hereby certify that on April 25, 2023, I canvassed the returns of an election held on April 4, 2023 for **MOKENA FIRE PROTECTION DISTRICT**, and I proclaim that a total of **1,958** voters requested and received ballots and I do further certify the number of votes received for each candidate for this office, **and the winners are denoted with an asterisk next to his or her name.**

I further certify that the above is a true and complete Abstract of Votes and was prepared in my presence on April 25, 2023.

Lauren Staley Ferry

Lauren Staley Ferry, County Clerk
The County of Will, Illinois

RUN DATE: 04/19/23 09:22 AM

CONSOLIDATED ELECTION
APRIL 4, 2023

	VOTES		PERCENT				VOTES		PERCENT		
01 = BALLOTS CAST	4,259				NEW LENOX FIRE TRUSTEE						
					VOTE FOR NOT MORE THAN 2						
					02 = JAMES G JACKSON SR.		1,147	18.24			
					03 = THOMAS E SAUTER*		1,725	27.43			
					04 = DAVID SCANLAN*		1,975	31.41			
					05 = BRANDON RINKER		1,441	22.92			
					06 = OVER VOTES		17				
					07 = UNDER VOTES		2,196				

	01	02	03	04	05	06	07				

0182 NEW LENOX PCT 001	6	2	2	3	5	0	0				
0183 NEW LENOX PCT 002	237	50	113	117	77	3	111				
0184 NEW LENOX PCT 003	0	0	0	0	0	0	0				
0185 NEW LENOX PCT 004	157	65	67	57	46	0	79				
0186 NEW LENOX PCT 005	191	63	93	81	63	0	82				
0187 NEW LENOX PCT 006	189	51	95	94	61	0	77				
0188 NEW LENOX PCT 007	235	46	88	130	77	0	129				
0189 NEW LENOX PCT 008	200	66	82	92	64	1	94				
0190 NEW LENOX PCT 009	150	32	54	76	50	1	86				
0191 NEW LENOX PCT 010	297	88	122	143	106	2	131				
0192 NEW LENOX PCT 011	328	81	128	158	128	0	161				
0193 NEW LENOX PCT 012	193	68	78	82	69	0	89				
0194 NEW LENOX PCT 013	265	64	108	126	94	0	138				
0195 NEW LENOX PCT 014	282	66	99	125	93	3	175				
0196 NEW LENOX PCT 015	249	74	108	96	67	4	145				
0197 NEW LENOX PCT 016	227	70	89	116	82	1	95				
0198 NEW LENOX PCT 017	246	61	94	112	93	1	130				
0199 NEW LENOX PCT 018	206	62	73	114	67	0	96				
0200 NEW LENOX PCT 019	274	63	96	109	79	0	201				
0201 NEW LENOX PCT 020	327	75	136	144	120	1	177				

I, the undersigned do hereby certify that on April 25, 2023, I canvassed the returns of an election held on April 4, 2023 for **NEW LENOX FIRE PROTECTION DISTRICT**, and I proclaim that a total of **4,259** voters requested and received ballots and I do further certify the number of votes received for each candidate for this office, **and the winners are denoted with an asterisk next to his or her name.**

I further certify that the above is a true and complete Abstract of Votes and was prepared in my presence on April 25, 2023.

Lauren Staley Ferry

Lauren Staley Ferry, County Clerk
The County of Will, Illinois

RUN DATE: 04/19/23 09:22 AM

VOTES PERCENT

VOTES PERCENT

01 = BALLOTS CAST

24

OSWEGO FIRE DISTRICT REFERENDUM

VOTE FOR NOT MORE THAN 1

02 = YES

5 22.73

03 = NO

17 77.27

04 = OVER VOTES

0

05 = UNDER VOTES

2

01 02 03 04 05

0269 WHEATLAND PCT 002

0 0 0 0 0

0278 WHEATLAND PCT 011

14 4 9 0 1

0299 WHEATLAND PCT 032

2 0 2 0 0

0301 WHEATLAND PCT 034

0 0 0 0 0

0302 WHEATLAND PCT 035

8 1 6 0 1

This political subdivision has been canvassed by the election authority in which their principal office is located.

	VOTES PERCENT					VOTES PERCENT	
01 = BALLOTS CAST	4,291					PLAINFIELD FIRE TRUSTEE	
						VOTE FOR NOT MORE THAN 1	
						02 = DOUGLAS SHREVE*	2,146 56.41
						03 = WARREN B. LINDSAY	1,658 43.59
						04 = OVER VOTES	8
						05 = UNDER VOTES	479
	01	02	03	04	05		
0049 DU PAGE PCT 031	0	0	0	0	0		
0204 PLAINFIELD PCT 001	167	83	62	0	22		
0205 PLAINFIELD PCT 002	162	76	72	0	14		
0206 PLAINFIELD PCT 003	197	100	78	0	19		
0209 PLAINFIELD PCT 006	0	0	0	0	0		
0211 PLAINFIELD PCT 008	189	103	70	0	16		
0212 PLAINFIELD PCT 009	258	129	106	2	21		
0213 PLAINFIELD PCT 010	275	161	80	1	33		
0216 PLAINFIELD PCT 013	242	128	98	0	16		
0217 PLAINFIELD PCT 014	256	143	91	0	22		
0218 PLAINFIELD PCT 015	228	139	67	0	22		
0219 PLAINFIELD PCT 016	202	102	86	1	13		
0220 PLAINFIELD PCT 017	38	28	7	1	2		
0221 PLAINFIELD PCT 018	0	0	0	0	0		
0223 PLAINFIELD PCT 020	0	0	0	0	0		
0224 PLAINFIELD PCT 021	44	26	14	1	3		
0225 PLAINFIELD PCT 022	44	21	17	0	6		
0226 PLAINFIELD PCT 023	40	35	3	1	1		
0227 PLAINFIELD PCT 024	99	60	37	0	2		
0229 PLAINFIELD PCT 026	13	6	5	0	2		
0230 PLAINFIELD PCT 027	0	0	0	0	0		
0231 PLAINFIELD PCT 028	2	0	0	0	2		
0232 PLAINFIELD PCT 029	0	0	0	0	0		
0234 PLAINFIELD PCT 031	17	9	8	0	0		
0235 PLAINFIELD PCT 032	0	0	0	0	0		
0236 PLAINFIELD PCT 033	4	4	0	0	0		
0237 PLAINFIELD PCT 034	48	24	19	0	5		
0268 WHEATLAND PCT 001	113	60	43	1	9		
0283 WHEATLAND PCT 016	161	74	65	0	22		
0284 WHEATLAND PCT 017	0	0	0	0	0		
0285 WHEATLAND PCT 018	4	4	0	0	0		
0287 WHEATLAND PCT 020	0	0	0	0	0		
0288 WHEATLAND PCT 021	0	0	0	0	0		
0289 WHEATLAND PCT 022	0	0	0	0	0		
0290 WHEATLAND PCT 023	159	69	66	0	24		
0291 WHEATLAND PCT 024	2	2	0	0	0		
0292 WHEATLAND PCT 025	168	78	70	0	20		
0293 WHEATLAND PCT 026	265	96	130	0	39		
0295 WHEATLAND PCT 028	215	92	100	0	23		
0296 WHEATLAND PCT 029	247	106	110	0	31		
0297 WHEATLAND PCT 030	260	116	103	0	41		
0303 WHEATLAND PCT 036	172	72	51	0	49		
0304 WHEATLAND PCT 037	0	0	0	0	0		

I, the undersigned do hereby certify that on April 25, 2023, I canvassed the returns of an election held on April 4, 2023 for **PLAINFIELD FIRE PROTECTION DISTRICT**, and I proclaim that a total of **4,391** voters requested and received ballots and I do further certify the number of votes received for each candidate for this office, **and the winners are denoted with an asterisk next to his or her name.**

I further certify that the above is a true and complete Abstract of Votes and was prepared in my presence on April 25, 2023.

Lauren Staley Ferry

Lauren Staley Ferry, County Clerk
The County of Will, Illinois

RUN DATE:04/18/23 02:33 PM

APRIL 4, 2023

KENDALL COUNTY, ILLINOIS

REPORT-EL86

PAGE 014

WITH 4 OF 4 PRECINCTS REPORTING

VOTES PERCENT

VOTES PERCENT

01 = BALLOTS CAST

100

PLAINFIELD FPD TRUSTEE

VOTE FOR 1

02 = DOUGLAS SHREVE

50 56.82

03 = WARREN B. LINDSAY

38 43.18

04 = OVER VOTES

0

05 = UNDER VOTES

12

01 02 03 04 05

0068 NA AU SAY 1

98 48 38 0 12

0069 NA AU SAY 2

2 2 0 0 0

0071 NA AU SAY 4

0 0 0 0 0

0077 SEWARD 2

0 0 0 0 0

	VOTES	PERCENT	ROCKDALE FIRE DISTRICT REFERENDUM					VOTES	PERCENT
01 = BALLOTS CAST	135		VOTE FOR NOT MORE THAN 1						
			02 = YES				38	28.36	
			03 = NO*				96	71.64	
			04 = OVER VOTES				0		
			05 = UNDER VOTES				1		

	01	02	03	04	05				

0140 JOLIET PCT 033	135	38	96	0	1				

I, the undersigned do hereby certify that on April 25, 2023, I canvassed the returns of an election held on April 4, 2023 for **ROCKDALE FIRE PROTECTION DISTRICT** and I proclaim that a total of 135 voters requested and received ballots and I do further certify that the following Question of Public Policy did receive the number of votes herein recorded and has **FAILED**.

Shall the Rockdale Fire Protection District, Will County, Illinois, be authorized to levy a new tax for ambulance purposes and have an additional tax of .30% of the equalized assessed value of the taxable property therein extended for such purposes?

[The following paragraphs are not part of the ballot question, but are to be printed on the ballot]

- (1) The approximate amount of taxes extendable at the most recently extended limiting rate is \$408,975, and the approximate amount of taxes extendable if the proposition is approved is \$624,527.*
- (2) For the 2023 levy year the approximate amount of the additional tax extendable against property containing a single family residence and having a fair market value at the time of the referendum of \$100,000 is estimated to be \$100.00.*

I further certify that the above is a true and complete Abstract of Votes and was prepared in my presence on April 25, 2023.

Lauren Staley Ferry

Lauren Staley Ferry, County Clerk
The County of Will, Illinois

RUN DATE: 04/19/23 09:22 AM

CONSOLIDATED ELECTION
APRIL 4, 2023

	VOTES	PERCENT		VOTES	PERCENT
01 = BALLOTS CAST	2,191		TROY FIRE TRUSTEE		
			VOTE FOR NOT MORE THAN 1		
			02 = STEVE "BIRD" SCHWARTZ*	1,757	100.00
			03 = OVER VOTES	0	
			04 = UNDER VOTES	434	
	01	02	03	04	
0242 TROY PCT 001	1	1	0	0	
0243 TROY PCT 002	5	5	0	0	
0244 TROY PCT 003	0	0	0	0	
0245 TROY PCT 004	27	24	0	3	
0246 TROY PCT 005	23	20	0	3	
0247 TROY PCT 006	55	49	0	6	
0248 TROY PCT 007	162	119	0	43	
0249 TROY PCT 008	12	9	0	3	
0250 TROY PCT 009	57	48	0	9	
0251 TROY PCT 010	180	154	0	26	
0252 TROY PCT 011	50	42	0	8	
0254 TROY PCT 013	372	316	0	56	
0255 TROY PCT 014	323	265	0	58	
0256 TROY PCT 015	155	123	0	32	
0258 TROY PCT 017	199	155	0	44	
0259 TROY PCT 018	12	10	0	2	
0261 TROY PCT 020	207	157	0	50	
0262 TROY PCT 021	242	178	0	64	
0263 TROY PCT 022	109	82	0	27	

I, the undersigned do hereby certify that on April 25, 2023, I canvassed the returns of an election held on April 4, 2023 for **TROY FIRE PROTECTION DISTRICT**, and I proclaim that a total of **2,198** voters requested and received ballots and I do further certify the number of votes received for each candidate for this office, **and the winners are denoted with an asterisk next to his or her name.**

I further certify that the above is a true and complete Abstract of Votes and was prepared in my presence on April 25, 2023.

Lauren Staley Ferry

Lauren Staley Ferry, County Clerk
The County of Will, Illinois

WITH 3 OF 3 PRECINCTS REPORTING

VOTES PERCENT

VOTES PERCENT

01 = BALLOTS CAST

7

TROY FPD TRUSTEE

VOTE FOR 1

02 = STEVE "BIRD" SCHWARTZ

7 100.00

03 = OVER VOTES

0

04 = UNDER VOTES

0

	01	02	03	04
0076 SEWARD 1	0	0	0	0
0077 SEWARD 2	2	2	0	0
0078 SEWARD 3	5	5	0	0

WATER RECLAMATION DISTRICT



LAUREN STALEY FERRY
WILL COUNTY CLERK

JOLIET, ILLINOIS

ABSTRACT OF VOTES

RUN DATE: 04/19/23 09:22 AM

CONSOLIDATED ELECTION
APRIL 4, 2023

OFFICIAL RESULTS

	VOTES	PERCENT		VOTES	PERCENT
01 = BALLOTS CAST	1,065		FOX METRO WATER RECLAMATION TRUSTEE DIST 2		
			VOTE FOR NOT MORE THAN 1		
			02 = JUDITH SOTIR	805	100.00
			03 = OVER VOTES	0	
			04 = UNDER VOTES	260	

	01	02	03	04	

0298 WHEATLAND PCT 031	167	131	0	36	
0299 WHEATLAND PCT 032	285	219	0	66	
0300 WHEATLAND PCT 033	248	182	0	66	
0301 WHEATLAND PCT 034	230	167	0	63	
0302 WHEATLAND PCT 035	135	106	0	29	

This political subdivision has been canvassed by the election authority in which their principal office is located.

WRITE-IN VOTES



LAUREN STALEY FERRY
WILL COUNTY CLERK

JOLIET, ILLINOIS

**Official Write-In Results
April 4, 2023 Consolidated Election
Summary Totals**

NAME	OFFICE	VOTE BY MAIL	EARLY VOTING	ELECTION DAY	PROVISIONAL	POSTMARKED VBM	TOTAL VOTES
BRANDEN ROBINSON	CITY OF JOLIET MAYOR	0	0	0	0	0	0
KEVIN PAUL	JOLIET PARK COMMISSIONER	2	36	131	0	8	177
JARED LAESCH	AURORA PUBLIC LIBRARY TRUSTEE	0	2	2	0	2	6
KEVIN O'NEILL	AURORA PUBLIC LIBRARY TRUSTEE	0	0	0	0	0	0
KATRINA PLONCZYNSKI	AURORA PUBLIC LIBRARY TRUSTEE	0	2	2	0	2	6
DEMETRIUS BUNCH	FOUNTAINDALE PUBLIC LIBRARY TRUSTEE	2	81	51	1	0	135
TERRY FRIEDMAN	OSWEGO PUBLIC LIBRARY TRUSTEE	0	1	0	0	0	1
PHILLIP EDWARD BESLER	SHOREWOOD-TROY PUBLIC LIBRARY TRUSTEE	0	0	11	0	2	13
KRYSTEN McGEE	SHOREWOOD-TROY PUBLIC LIBRARY TRUSTEE	0	7	17	0	1	25
THOMAS NOVINSKI	SHOREWOOD-TROY PUBLIC LIBRARY TRUSTEE	0	2	10	0	2	14
BETTIE WAYNE	UNIVERSITY PARK PUBLIC LIBRARY TRUSTEE	2	8	15	0	1	26
MICHELLE GODINEZ	CHANEY-MONGE SCHOOL BOARD MEMBER	0	0	3	0	0	3
ROSIE J. SANCHEZ	CHANEY-MONGE SCHOOL BOARD MEMBER	0	0	2	0	0	2
TRUDY STURINO	SUMMIT HILL SCHOOL BOARD MEMBER	13	28	121	0	12	174
KYLE KILLACKY	WILL COUNTY REGIONAL BOARD OF SCHOOL TRUSTEE	20	47	164	0	7	238



302 N. CHICAGO STREET, JOLIET, IL 60432
 COCLRK@WILLCOUNTY.GOV
 815-740-4615
 FAX: 815-740-4699

WILLCOUNTYCLERK.GOV

**Official Write-In Results
 April 4, 2023 Consolidated Election**

**BRANDEN ROBINSON
 CITY OF JOLIET MAYOR**

PRECINCTS	VOTE BY MAIL	EARLY VOTING	ELECTION DAY	PROVISIONAL	POSTMARKED VBM	TOTAL VOTES
Channahon PCT 003	0	0	0	0	0	0
Jackson PCT 001	0	0	0	0	0	0
Joliet PCT 001	0	0	0	0	0	0
Joliet PCT 002	0	0	0	0	0	0
Joliet PCT 003	0	0	0	0	0	0
Joliet PCT 004	0	0	0	0	0	0
Joliet PCT 005	0	0	0	0	0	0
Joliet PCT 006	0	0	0	0	0	0
Joliet PCT 007	0	0	0	0	0	0
Joliet PCT 008	0	0	0	0	0	0
Joliet PCT 009	0	0	0	0	0	0
Joliet PCT 010	0	0	0	0	0	0
Joliet PCT 011	0	0	0	0	0	0
Joliet PCT 012	0	0	0	0	0	0
Joliet PCT 013	0	0	0	0	0	0
Joliet PCT 014	0	0	0	0	0	0
Joliet PCT 015	0	0	0	0	0	0
Joliet PCT 016	0	0	0	0	0	0
Joliet PCT 017	0	0	0	0	0	0
Joliet PCT 018	0	0	0	0	0	0
Joliet PCT 019	0	0	0	0	0	0
Joliet PCT 020	0	0	0	0	0	0
Joliet PCT 021	0	0	0	0	0	0
Joliet PCT 022	0	0	0	0	0	0
Joliet PCT 023	0	0	0	0	0	0
Joliet PCT 024	0	0	0	0	0	0
Joliet PCT 025	0	0	0	0	0	0
Joliet PCT 026	0	0	0	0	0	0
Joliet PCT 027	0	0	0	0	0	0
Joliet PCT 028	0	0	0	0	0	0
Joliet PCT 029	0	0	0	0	0	0
Joliet PCT 031	0	0	0	0	0	0
Joliet PCT 032	0	0	0	0	0	0
Joliet PCT 034	0	0	0	0	0	0
Joliet PCT 035	0	0	0	0	0	0
Joliet PCT 036	0	0	0	0	0	0
Joliet PCT 037	0	0	0	0	0	0
Lockport PCT 020	0	0	0	0	0	0
New Lenox PCT 001	0	0	0	0	0	0
New Lenox PCT 003	0	0	0	0	0	0
Plainfield PCT 015	0	0	0	0	0	0
Plainfield PCT 017	0	0	0	0	0	0
Plainfield PCT 018	0	0	0	0	0	0
Plainfield PCT 019	0	0	0	0	0	0

PRECINCTS	VOTE BY MAIL	EARLY VOTING	ELECTION DAY	PROVISIONAL	POSTMARKED VBM	TOTAL VOTES
Plainfield PCT 020	0	0	0	0	0	0
Plainfield PCT 021	0	0	0	0	0	0
Plainfield PCT 022	0	0	0	0	0	0
Plainfield PCT 023	0	0	0	0	0	0
Plainfield PCT 024	0	0	0	0	0	0
Plainfield PCT 025	0	0	0	0	0	0
Plainfield PCT 026	0	0	0	0	0	0
Plainfield PCT 027	0	0	0	0	0	0
Plainfield PCT 028	0	0	0	0	0	0
Plainfield PCT 029	0	0	0	0	0	0
Plainfield PCT 030	0	0	0	0	0	0
Plainfield PCT 031	0	0	0	0	0	0
Plainfield PCT 032	0	0	0	0	0	0
Plainfield PCT 033	0	0	0	0	0	0
Plainfield PCT 034	0	0	0	0	0	0
Plainfield PCT 035	0	0	0	0	0	0
Troy PCT 001	0	0	0	0	0	0
Troy PCT 002	0	0	0	0	0	0
Troy PCT 003	0	0	0	0	0	0
Troy PCT 004	0	0	0	0	0	0
Troy PCT 005	0	0	0	0	0	0
Troy PCT 006	0	0	0	0	0	0
Troy PCT 008	0	0	0	0	0	0
Troy PCT 009	0	0	0	0	0	0
Troy PCT 011	0	0	0	0	0	0
Troy PCT 012	0	0	0	0	0	0
Troy PCT 016	0	0	0	0	0	0
Troy PCT 018	0	0	0	0	0	0
Troy PCT 019	0	0	0	0	0	0
Total	0	0	0	0	0	0



302 N. CHICAGO STREET, JOLIET, IL 60432

WILLCOUNTYCLERK.GOV

COCLRK@WILLCOUNTY.GOV

815-740-4615
FAX: 815-740-4699

Official Write-In Results April 4, 2023 Consolidated Election

KEVIN PAUL JOLIET PARK COMMISSIONER

PRECINCTS	VOTE BY MAIL	EARLY VOTING	ELECTION DAY	PROVISIONAL	POSTMARKED VBM	TOTAL VOTES
Jackson PCT 001	0	0	0	0	0	0
Joliet PCT 001	0	0	2	0	0	2
Joliet PCT 002	0	0	0	0	0	0
Joliet PCT 003	0	1	4	0	0	5
Joliet PCT 004	0	0	0	0	0	0
Joliet PCT 005	0	0	0	0	0	0
Joliet PCT 006	0	1	0	0	0	1
Joliet PCT 007	0	1	0	0	0	1
Joliet PCT 008	0	0	3	0	0	3
Joliet PCT 009	0	0	2	0	0	2
Joliet PCT 010	0	2	0	0	0	2
Joliet PCT 011	0	1	0	0	1	2
Joliet PCT 012	0	2	0	0	0	2
Joliet PCT 013	0	0	1	0	0	1
Joliet PCT 014	0	0	0	0	0	0
Joliet PCT 015	0	0	0	0	0	0
Joliet PCT 016	0	0	0	0	1	1
Joliet PCT 017	0	0	9	0	2	11
Joliet PCT 018	0	4	17	0	0	21
Joliet PCT 019	1	2	1	0	1	5
Joliet PCT 020	0	4	11	0	1	16
Joliet PCT 021	0	0	13	0	0	13
Joliet PCT 022	0	0	5	0	0	5
Joliet PCT 023	0	0	4	0	0	4
Joliet PCT 024	0	0	0	0	0	0
Joliet PCT 025	0	0	0	0	0	0
Joliet PCT 026	1	2	7	0	0	10
Joliet PCT 027	0	0	5	0	0	5
Joliet PCT 028	0	0	0	0	0	0
Joliet PCT 029	0	0	0	0	0	0
Joliet PCT 030	0	0	0	0	0	0
Joliet PCT 031	0	1	0	0	0	1
Joliet PCT 032	0	0	0	0	0	0
Joliet PCT 033	0	0	2	0	0	2
Joliet PCT 034	0	0	0	0	0	0
Joliet PCT 035	0	0	0	0	0	0
Joliet PCT 036	0	1	1	0	0	2
Joliet PCT 037	0	0	0	0	0	0
New Lenox PCT 001	0	0	0	0	0	0
New Lenox PCT 002	0	0	0	0	0	0
Troy PCT 001	0	2	2	0	0	4
Troy PCT 002	0	1	1	0	0	2
Troy PCT 003	0	0	0	0	0	0

PRECINCTS	VOTE BY MAIL	EARLY VOTING	ELECTION DAY	PROVISIONAL	POSTMARKED VBM	TOTAL VOTES
Troy PCT 004	0	1	2	0	0	3
Troy PCT 005	0	0	3	0	1	4
Troy PCT 006	0	0	0	0	0	0
Troy PCT 008	0	4	0	0	0	4
Troy PCT 009	0	1	3	0	0	4
Troy PCT 011	0	1	11	0	1	13
Troy PCT 012	0	0	6	0	0	6
Troy PCT 016	0	2	13	0	0	15
Troy PCT 018	0	0	0	0	0	0
Troy PCT 019	0	2	3	0	0	5
Total	2	36	131	0	8	177

**Official Write-In Results
April 4, 2023 Consolidated Election**

**JARED LAESCH
AURORA PUBLIC LIBRARY TRUSTEE**

PRECINCTS	VOTE BY MAIL	EARLY VOTING	ELECTION DAY	PROVISIONAL	POSTMARKED VBM	TOTAL VOTES
Wheatland PCT 031	0	0	1	0	0	1
Wheatland PCT 032	0	0	0	0	0	0
Wheatland PCT 033	0	2	1	0	0	3
Wheatland PCT 034	0	0	0	0	2	2
Wheatland PCT 035	0	0	0	0	0	0
Total	0	2	2	0	2	6

**Official Write-In Results
April 4, 2023 Consolidated Election**

**KEVIN O'NEILL
AURORA PUBLIC LIBRARY TRUSTEE**

PRECINCTS	VOTE BY MAIL	EARLY VOTING	ELECTION DAY	PROVISIONAL	POSTMARKED VBM	TOTAL VOTES
Wheatland PCT 031	0	0	0	0	0	0
Wheatland PCT 032	0	0	0	0	0	0
Wheatland PCT 033	0	0	0	0	0	0
Wheatland PCT 034	0	0	0	0	0	0
Wheatland PCT 035	0	0	0	0	0	0
Total	0	0	0	0	0	0



LAUREN STALEY FERRY
WILL COUNTY CLERK

WILLCOUNTYCLERK.GOV

302 N. CHICAGO STREET, JOLIET, IL 60432
COCLRK@WILLCOUNTY.GOV
815-740-4615
FAX: 815-740-4699

**Official Write-In Results
April 4, 2023 Consolidated Election**

**KATRINA PLONCZYNSKI
AURORA PUBLIC LIBRARY TRUSTEE**

PRECINCTS	VOTE BY MAIL	EARLY VOTING	ELECTION DAY	PROVISIONAL	POSTMARKED VBM	TOTAL VOTES
Wheatland PCT 031	0	0	1	0	0	1
Wheatland PCT 032	0	0	0	0	0	0
Wheatland PCT 033	0	2	1	0	0	3
Wheatland PCT 034	0	0	0	0	2	2
Wheatland PCT 035	0	0	0	0	0	0
Total	0	2	2	0	2	6



302 N. CHICAGO STREET, JOLIET, IL 60432
 COCLRK@WILLCOUNTY.GOV
 815-740-4615
 FAX: 815-740-4699

WILLCOUNTYCLERK.GOV

Official Write-In Results April 4, 2023 Consolidated Election

DEMETRIUS BUNCH FOUNTAINDALE PUBLIC LIBRARY TRUSTEE

PRECINCTS	VOTE BY MAIL	EARLY VOTING	ELECTION DAY	PROVISIONAL	POSTMARKED VBM	TOTAL VOTES
DuPage PCT 001	0	0	0	0	0	0
DuPage PCT 004	0	3	0	0	0	3
DuPage PCT 005	0	4	1	0	0	5
DuPage PCT 006	0	0	1	0	0	1
DuPage PCT 007	0	0	0	0	0	0
DuPage PCT 008	0	9	0	0	0	9
DuPage PCT 009	0	1	0	0	0	1
DuPage PCT 010	0	0	6	0	0	6
DuPage PCT 011	0	8	3	0	0	11
DuPage PCT 012	0	0	0	0	0	0
DuPage PCT 013	0	3	4	1	0	8
DuPage PCT 014	0	5	0	0	0	5
DuPage PCT 015	0	3	0	0	0	3
DuPage PCT 016	1	1	0	0	0	2
DuPage PCT 017	0	4	8	0	0	12
DuPage PCT 018	0	3	2	0	0	5
DuPage PCT 019	0	5	2	0	0	7
DuPage PCT 020	0	2	0	0	0	2
DuPage PCT 021	0	3	3	0	0	6
DuPage PCT 022	0	1	0	0	0	1
DuPage PCT 023	0	7	0	0	0	7
DuPage PCT 024	0	2	2	0	0	4
DuPage PCT 025	0	3	9	0	0	12
DuPage PCT 026	0	1	0	0	0	1
DuPage PCT 027	0	5	0	0	0	5
DuPage PCT 028	0	2	3	0	0	5
DuPage PCT 029	0	0	2	0	0	2
DuPage PCT 030	0	3	5	0	0	8
DuPage PCT 031	0	3	0	0	0	3
DuPage PCT 032	0	0	0	0	0	0
DuPage PCT 033	0	0	0	0	0	0
Wheatland PCT 019	1	0	0	0	0	1
Wheatland PCT 022	0	0	0	0	0	0
Total	2	81	51	1	0	135



302 N. CHICAGO STREET, JOLIET, IL 60432
COCLRK@WILLCOUNTY.GOV
815-740-4615
FAX: 815-740-4699

WILLCOUNTYCLERK.GOV

Official Write-In Results April 4, 2023 Consolidated Election

TERRY FRIEDMAN OSWEGO PUBLIC LIBRARY TRUSTEE

PRECINCTS	VOTE BY MAIL	EARLY VOTING	ELECTION DAY	PROVISIONAL	POSTMARKED VBM	TOTAL VOTES
Wheatland PCT 023	0	0	0	0	0	0
Wheatland PCT 032	0	0	0	0	0	0
Wheatland PCT 034	0	0	0	0	0	0
Wheatland PCT 035	0	0	0	0	0	0
Wheatland PCT 036	0	1	0	0	0	1
Total	0	1	0	0	0	1

**Official Write-In Results
April 4, 2023 Consolidated Election**

**PHILLIP EDWARD BESLER
SHOREWOOD-TROY PUBLIC LIBRARY TRUSTEE**

PRECINCTS	VOTE BY MAIL	EARLY VOTING	ELECTION DAY	PROVISIONAL	POSTMARKED VBM	TOTAL VOTES
Troy PCT 001	0	0	0	0	0	0
Troy PCT 002	0	0	0	0	0	0
Troy PCT 003	0	0	0	0	0	0
Troy PCT 004	0	0	0	0	0	0
Troy PCT 005	0	0	0	0	0	0
Troy PCT 007	0	0	0	0	0	0
Troy PCT 008	0	0	0	0	2	2
Troy PCT 009	0	0	0	0	0	0
Troy PCT 010	0	0	6	0	0	6
Troy PCT 011	0	0	0	0	0	0
Troy PCT 013	0	0	0	0	0	0
Troy PCT 014	0	0	0	0	0	0
Troy PCT 015	0	0	2	0	0	2
Troy PCT 017	0	0	3	0	0	3
Troy PCT 018	0	0	0	0	0	0
Troy PCT 020	0	0	0	0	0	0
Troy PCT 021	0	0	0	0	0	0
Troy PCT 022	0	0	0	0	0	0
Total	0	0	11	0	2	13

**Official Write-In Results
April 4, 2023 Consolidated Election**

**KRYSTEN McGEE
SHOREWOOD-TROY PUBLIC LIBRARY TRUSTEE**

PRECINCTS	VOTE BY MAIL	EARLY VOTING	ELECTION DAY	PROVISIONAL	POSTMARKED VBM	TOTAL VOTES
Troy PCT 001	0	0	0	0	0	0
Troy PCT 002	0	0	0	0	0	0
Troy PCT 003	0	0	0	0	0	0
Troy PCT 004	0	0	0	0	0	0
Troy PCT 005	0	0	0	0	0	0
Troy PCT 007	0	0	0	0	0	0
Troy PCT 008	0	0	0	0	0	0
Troy PCT 009	0	0	0	0	0	0
Troy PCT 010	0	2	2	0	0	4
Troy PCT 011	0	0	0	0	0	0
Troy PCT 013	0	0	0	0	0	0
Troy PCT 014	0	0	5	0	0	5
Troy PCT 015	0	2	4	0	1	7
Troy PCT 017	0	3	5	0	0	8
Troy PCT 018	0	0	0	0	0	0
Troy PCT 020	0	0	0	0	0	0
Troy PCT 021	0	0	1	0	0	1
Troy PCT 022	0	0	0	0	0	0
Total	0	7	17	0	1	25

**Official Write-In Results
April 4, 2023 Consolidated Election**

**THOMAS NOVINSKI
SHOREWOOD-TROY PUBLIC LIBRARY TRUSTEE**

PRECINCTS	VOTE BY MAIL	EARLY VOTING	ELECTION DAY	PROVISIONAL	POSTMARKED VBM	TOTAL VOTES
Troy PCT 001	0	0	0	0	0	0
Troy PCT 002	0	0	0	0	0	0
Troy PCT 003	0	0	0	0	0	0
Troy PCT 004	0	0	0	0	0	0
Troy PCT 005	0	0	0	0	0	0
Troy PCT 007	0	0	0	0	0	0
Troy PCT 008	0	0	0	0	2	2
Troy PCT 009	0	0	0	0	0	0
Troy PCT 010	0	0	4	0	0	4
Troy PCT 011	0	0	0	0	0	0
Troy PCT 013	0	0	2	0	0	2
Troy PCT 014	0	0	0	0	0	0
Troy PCT 015	0	0	2	0	0	2
Troy PCT 017	0	1	2	0	0	3
Troy PCT 018	0	0	0	0	0	0
Troy PCT 020	0	0	0	0	0	0
Troy PCT 021	0	1	0	0	0	1
Troy PCT 022	0	0	0	0	0	0
Total	0	2	10	0	2	14

**Official Write-In Results
April 4, 2023 Consolidated Election**

**BETTIE WAYNE
UNIVERSITY PARK PUBLIC LIBRARY TRUSTEE**

PRECINCTS	VOTE BY MAIL	EARLY VOTING	ELECTION DAY	PROVISIONAL	POSTMARKED VBM	TOTAL VOTES
Crete PCT 001	0	0	0	0	0	0
Monee PCT 001	0	0	0	0	0	0
Monee PCT 002	0	2	4	0	0	6
Monee PCT 004	0	0	0	0	0	0
Monee PCT 005	0	2	4	0	1	7
Monee PCT 006	2	3	4	0	0	9
Monee PCT 007	0	1	3	0	0	4
Total	2	8	15	0	1	26



LAUREN STALEY FERRY
WILL COUNTY CLERK

WILLCOUNTYCLERK.GOV

302 N. CHICAGO STREET, JOLIET, IL 60432
COCLRK@WILLCOUNTY.GOV
815-740-4615
FAX: 815-740-4699

Official Write-In Results
April 4, 2023 Consolidated Election

MICHELLE GODINEZ
CHANEY-MONGE SCHOOL BOARD MEMBER

PRECINCTS	VOTE BY MAIL	EARLY VOTING	ELECTION DAY	PROVISIONAL	POSTMARKED VBM	TOTAL VOTES
Lockport PCT 015	0	0	0	0	0	0
Lockport PCT 021	0	0	0	0	0	0
Lockport PCT 022	0	0	0	0	0	0
Lockport PCT 023	0	0	3	0	0	3
Total	0	0	3	0	0	3

**Official Write-In Results
April 4, 2023 Consolidated Election**

**ROSIE J. SANCHEZ
CHANEY-MONGE SCHOOL BOARD MEMBER**

PRECINCTS	VOTE BY MAIL	EARLY VOTING	ELECTION DAY	PROVISIONAL	POSTMARKED VBM	TOTAL VOTES
Lockport PCT 015	0	0	0	0	0	0
Lockport PCT 021	0	0	0	0	0	0
Lockport PCT 022	0	0	0	0	0	0
Lockport PCT 023	0	0	2	0	0	2
Total	0	0	2	0	0	2



302 N. CHICAGO STREET, JOLIET, IL 60432
 COCLRK@WILLCOUNTY.GOV
 815-740-4615
 FAX: 815-740-4699

WILLCOUNTYCLERK.GOV

**Official Write-In Results
 April 4, 2023 Consolidated Election**

**TRUDY STURINO
 SUMMIT HILL SCHOOL BOARD MEMBER**

PRECINCTS	VOTE BY MAIL	EARLY VOTING	ELECTION DAY	PROVISIONAL	POSTMARKED VBM	TOTAL VOTES
Frankfort PCT 002	0	0	0	0	0	0
Frankfort PCT 003	0	6	7	0	1	14
Frankfort PCT 004	2	2	12	0	2	18
Frankfort PCT 007	0	0	0	0	0	0
Frankfort PCT 008	0	0	1	0	4	5
Frankfort PCT 009	2	6	17	0	3	28
Frankfort PCT 010	2	1	7	0	0	10
Frankfort PCT 014	0	1	24	0	0	25
Frankfort PCT 015	0	0	13	0	0	13
Frankfort PCT 016	0	2	0	0	1	3
Frankfort PCT 019	3	3	14	0	1	21
Frankfort PCT 020	4	1	0	0	0	5
Frankfort PCT 022	0	1	1	0	0	2
Frankfort PCT 024	0	5	25	0	0	30
Total	13	28	121	0	12	174



302 N. CHICAGO STREET, JOLIET, IL 60432
 COCLRK@WILLCOUNTY.GOV
 815-740-4615
 FAX: 815-740-4699

WILLCOUNTYCLERK.GOV

**Official Write-In Results
 April 4, 2023 Consolidated Election**

**KYLE KILLACKY
 WILL COUNTY REGIONAL BOARD OF SCHOOL TRUSTEE**

PRECINCTS	VOTE BY	EARLY	ELECTION	PROVISIONAL	POSTMARKED	TOTAL
Channahon Pct. 001	0	0	0	0	0	0
Channahon Pct. 002	0	0	0	0	0	0
Channahon Pct. 003	0	0	0	0	0	0
Channahon Pct. 004	0	0	0	0	0	0
Channahon Pct. 005	0	0	0	0	0	0
Crete Pct. 001	1	1	0	0	0	2
Crete Pct. 002	0	0	0	0	0	0
Crete Pct. 003	0	0	0	0	0	0
Crete Pct. 004	0	0	0	0	0	0
Crete Pct. 005	0	0	0	0	0	0
Crete Pct. 006	0	0	0	0	1	1
Crete Pct. 007	0	0	0	0	0	0
Crete Pct. 008	0	1	0	0	0	1
Crete Pct. 009	0	0	0	0	0	0
Crete Pct. 010	0	0	0	0	0	0
Crete Pct. 011	0	0	0	0	0	0
Crete Pct. 012	0	0	1	0	1	2
Custer Pct. 001	0	0	0	0	0	0
DuPage Pct. 001	0	0	0	0	0	0
DuPage Pct. 004	0	0	0	0	0	0
DuPage Pct. 005	0	0	0	0	0	0
DuPage Pct. 006	0	2	0	0	0	2
DuPage Pct. 008	0	0	2	0	0	2
DuPage Pct. 009	0	2	0	0	0	2
DuPage Pct. 010	0	0	0	0	0	0
DuPage Pct. 011	2	1	1	0	0	4
DuPage Pct. 012	2	0	2	0	0	4
DuPage Pct. 013	0	1	1	0	0	2
DuPage Pct. 014	1	3	2	0	0	6
DuPage Pct. 015	1	2	0	0	1	4
DuPage Pct. 016	1	2	1	0	0	4
DuPage Pct. 017	0	0	3	0	0	3
DuPage Pct. 018	0	3	2	0	0	5
DuPage Pct. 019	0	3	0	0	0	3
DuPage Pct. 020	0	0	0	0	0	0
DuPage Pct. 021	0	0	0	0	0	0
DuPage Pct. 022	0	0	0	0	2	2
DuPage Pct. 023	2	2	0	0	0	4
DuPage Pct. 024	3	6	2	0	0	11
DuPage Pct. 025	0	1	0	0	0	1
DuPage Pct. 026	1	1	0	0	0	2
DuPage Pct. 027	0	0	0	0	0	0

PRECINCTS	VOTE BY	EARLY	ELECTION	PROVISIONAL	POSTMARKED	TOTAL
DuPage Pct. 028	0	0	0	0	0	0
DuPage Pct. 029	1	0	1	0	0	2
DuPage Pct. 030	0	2	0	0	0	2
DuPage Pct. 031	0	0	2	0	0	2
DuPage Pct. 032	0	0	0	0	0	0
DuPage Pct. 033	0	0	0	0	0	0
DuPage Pct. 034	0	0	0	0	0	0
DuPage Pct. 035	0	0	0	0	0	0
DuPage Pct. 036	0	0	0	0	0	0
DuPage Pct. 037	0	0	0	0	0	0
Florence Pct. 001	0	0	0	0	0	0
Frankfort Pct. 001	0	0	0	0	0	0
Frankfort Pct. 002	0	0	0	0	0	0
Frankfort Pct. 003	0	0	0	0	0	0
Frankfort Pct. 004	0	0	0	0	0	0
Frankfort Pct. 005	0	0	0	0	0	0
Frankfort Pct. 006	0	0	0	0	0	0
Frankfort Pct. 007	0	0	0	0	0	0
Frankfort Pct. 008	0	0	0	0	0	0
Frankfort Pct. 009	0	0	0	0	0	0
Frankfort Pct. 010	0	0	0	0	0	0
Frankfort Pct. 011	0	0	0	0	0	0
Frankfort Pct. 012	0	0	3	0	0	3
Frankfort Pct. 013	0	0	0	0	0	0
Frankfort Pct. 014	0	0	0	0	0	0
Frankfort Pct. 015	0	0	0	0	0	0
Frankfort Pct. 016	0	0	0	0	0	0
Frankfort Pct. 017	0	0	0	0	0	0
Frankfort Pct. 018	0	0	0	0	0	0
Frankfort Pct. 019	0	0	0	0	0	0
Frankfort Pct. 020	0	0	0	0	0	0
Frankfort Pct. 021	0	0	0	0	0	0
Frankfort Pct. 022	0	0	0	0	0	0
Frankfort Pct. 023	0	0	0	0	0	0
Frankfort Pct. 024	0	0	0	0	0	0
Frankfort Pct. 025	0	0	0	0	0	0
Frankfort Pct. 026	0	0	0	0	0	0
Frankfort Pct. 027	0	0	0	0	0	0
Frankfort Pct. 028	0	0	0	0	0	0
Green Garden Pct. 001	0	0	0	0	0	0
Green Garden Pct. 002	0	0	0	0	0	0
Homer Pct. 001	0	0	0	0	0	0
Homer Pct. 002	0	0	1	0	0	1
Homer Pct. 003	0	0	0	0	0	0
Homer Pct. 004	0	0	0	0	0	0
Homer Pct. 005	0	0	0	0	0	0
Homer Pct. 006	0	0	0	0	0	0
Homer Pct. 007	0	1	0	0	0	1
Homer Pct. 008	0	0	0	0	0	0
Homer Pct. 009	0	0	0	0	0	0
Homer Pct. 010	0	0	0	0	0	0
Homer Pct. 011	0	0	0	0	0	0
Homer Pct. 012	0	0	0	0	0	0
Homer Pct. 013	0	0	0	0	0	0
Homer Pct. 014	0	0	2	0	0	2

PRECINCTS	VOTE BY	EARLY	ELECTION	PROVISIONAL	POSTMARKED	TOTAL
Homer Pct. 015	0	0	0	0	0	0
Homer Pct. 016	0	0	0	0	0	0
Homer Pct. 017	0	0	0	0	0	0
Homer Pct. 018	0	0	0	0	0	0
Homer Pct. 019	0	0	0	0	0	0
Jackson Pct. 001	0	0	0	0	0	0
Jackson Pct. 002	0	0	0	0	0	0
Joliet Pct. 001	0	0	0	0	0	0
Joliet Pct. 002	0	1	0	0	0	1
Joliet Pct. 003	0	0	0	0	0	0
Joliet Pct. 004	0	0	0	0	0	0
Joliet Pct. 005	0	0	0	0	0	0
Joliet Pct. 006	0	0	0	0	0	0
Joliet Pct. 007	0	0	0	0	0	0
Joliet Pct. 008	0	0	0	0	0	0
Joliet Pct. 009	0	0	0	0	0	0
Joliet Pct. 010	0	0	0	0	0	0
Joliet Pct. 011	0	0	0	0	0	0
Joliet Pct. 012	0	3	0	0	0	3
Joliet Pct. 013	0	1	0	0	0	1
Joliet Pct. 014	0	0	0	0	0	0
Joliet Pct. 015	0	0	0	0	0	0
Joliet Pct. 016	0	0	0	0	0	0
Joliet Pct. 017	0	0	0	0	0	0
Joliet Pct. 018	0	1	0	0	0	1
Joliet Pct. 019	1	0	1	0	1	3
Joliet Pct. 020	0	0	0	0	0	0
Joliet Pct. 021	0	0	0	0	0	0
Joliet Pct. 022	0	0	0	0	0	0
Joliet Pct. 023	0	0	0	0	0	0
Joliet Pct. 024	0	0	0	0	0	0
Joliet Pct. 025	0	0	0	0	0	0
Joliet Pct. 026	0	0	0	0	0	0
Joliet Pct. 027	0	0	0	0	0	0
Joliet Pct. 028	0	0	0	0	0	0
Joliet Pct. 029	0	0	0	0	0	0
Joliet Pct. 030	0	0	0	0	0	0
Joliet Pct. 031	0	0	0	0	0	0
Joliet Pct. 032	0	0	0	0	0	0
Joliet Pct. 033	0	0	0	0	1	1
Joliet Pct. 034	0	0	0	0	0	0
Joliet Pct. 035	0	0	0	0	0	0
Joliet Pct. 036	0	1	0	0	0	1
Joliet Pct. 037	0	0	0	0	0	0
Lockport Pct. 001	0	0	0	0	0	0
Lockport Pct. 002	0	0	0	0	0	0
Lockport Pct. 003	0	0	0	0	0	0
Lockport Pct. 004	0	0	0	0	0	0
Lockport Pct. 005	0	0	0	0	0	0
Lockport Pct. 006	0	0	0	0	0	0
Lockport Pct. 007	0	0	0	0	0	0
Lockport Pct. 008	0	0	0	0	0	0
Lockport Pct. 009	0	0	0	0	0	0
Lockport Pct. 010	0	0	0	0	0	0
Lockport Pct. 011	0	0	2	0	0	2

PRECINCTS	VOTE BY	EARLY	ELECTION	PROVISIONAL	POSTMARKED	TOTAL
Lockport Pct. 012	0	0	0	0	0	0
Lockport Pct. 013	0	2	1	0	0	3
Lockport Pct. 014	1	0	0	0	0	1
Lockport Pct. 015	0	0	0	0	0	0
Lockport Pct. 016	0	0	0	0	0	0
Lockport Pct. 017	0	0	0	0	0	0
Lockport Pct. 018	0	0	0	0	0	0
Lockport Pct. 019	0	0	0	0	0	0
Lockport Pct. 020	0	0	0	0	0	0
Lockport Pct. 021	0	0	0	0	0	0
Lockport Pct. 022	0	0	0	0	0	0
Lockport Pct. 023	0	0	0	0	0	0
Lockport Pct. 024	0	0	0	0	0	0
Manhattan Pct. 001	0	0	0	0	0	0
Manhattan Pct. 002	0	0	0	0	0	0
Manhattan Pct. 003	0	0	0	0	0	0
Manhattan Pct. 004	0	0	0	0	0	0
Manhattan Pct. 005	0	0	0	0	0	0
Monee Pct. 001	0	0	0	0	0	0
Monee Pct. 002	0	0	0	0	0	0
Monee Pct. 003	2	0	0	0	0	2
Monee Pct. 004	0	0	0	0	0	0
Monee Pct. 005	0	0	0	0	0	0
Monee Pct. 006	0	0	0	0	0	0
Monee Pct. 007	0	0	0	0	0	0
Monee Pct. 008	0	0	0	0	0	0
New Lenox Pct. 001	0	0	0	0	0	0
New Lenox Pct. 002	0	0	0	0	0	0
New Lenox Pct. 003	0	0	0	0	0	0
New Lenox Pct. 004	0	0	0	0	0	0
New Lenox Pct. 005	0	0	0	0	0	0
New Lenox Pct. 006	0	0	0	0	0	0
New Lenox Pct. 007	0	0	0	0	0	0
New Lenox Pct. 008	0	0	0	0	0	0
New Lenox Pct. 009	0	0	0	0	0	0
New Lenox Pct. 010	0	0	0	0	0	0
New Lenox Pct. 011	0	0	0	0	0	0
New Lenox Pct. 012	0	0	0	0	0	0
New Lenox Pct. 013	0	0	2	0	0	2
New Lenox Pct. 014	1	0	0	0	0	1
New Lenox Pct. 015	0	0	0	0	0	0
New Lenox Pct. 016	0	0	0	0	0	0
New Lenox Pct. 017	0	0	116	0	0	116
New Lenox Pct. 018	0	0	0	0	0	0
New Lenox Pct. 019	0	0	0	0	0	0
New Lenox Pct. 020	0	0	0	0	0	0
Peotone Pct. 001	0	0	1	0	0	1
Peotone Pct. 002	0	0	0	0	0	0
Plainfield Pct. 001	0	0	0	0	0	0
Plainfield Pct. 002	0	0	0	0	0	0
Plainfield Pct. 003	0	0	0	0	0	0
Plainfield Pct. 004	0	0	0	0	0	0
Plainfield Pct. 005	0	0	0	0	0	0
Plainfield Pct. 006	0	0	0	0	0	0
Plainfield Pct. 007	0	0	0	0	0	0

PRECINCTS	VOTE BY	EARLY	ELECTION	PROVISIONAL	POSTMARKED	TOTAL
Plainfield Pct. 008	0	0	0	0	0	0
Plainfield Pct. 009	0	0	0	0	0	0
Plainfield Pct. 010	0	0	1	0	0	1
Plainfield Pct. 011	0	0	0	0	0	0
Plainfield Pct. 012	0	0	0	0	0	0
Plainfield Pct. 013	0	0	0	0	0	0
Plainfield Pct. 014	0	0	0	0	0	0
Plainfield Pct. 015	0	0	0	0	0	0
Plainfield Pct. 016	0	0	0	0	0	0
Plainfield Pct. 017	0	0	0	0	0	0
Plainfield Pct. 018	0	0	0	0	0	0
Plainfield Pct. 019	0	0	0	0	0	0
Plainfield Pct. 020	0	0	0	0	0	0
Plainfield Pct. 021	0	0	0	0	0	0
Plainfield Pct. 022	0	0	0	0	0	0
Plainfield Pct. 023	0	0	0	0	0	0
Plainfield Pct. 024	0	0	0	0	0	0
Plainfield Pct. 025	0	0	0	0	0	0
Plainfield Pct. 026	0	0	3	0	0	3
Plainfield Pct. 027	0	0	0	0	0	0
Plainfield Pct. 028	0	0	0	0	0	0
Plainfield Pct. 029	0	0	0	0	0	0
Plainfield Pct. 030	0	0	0	0	0	0
Plainfield Pct. 031	0	0	0	0	0	0
Plainfield Pct. 032	0	0	0	0	0	0
Plainfield Pct. 033	0	0	1	0	0	1
Plainfield Pct. 034	0	0	0	0	0	0
Plainfield Pct. 035	0	0	0	0	0	0
Reed Pct. 001	0	0	0	0	0	0
Reed Pct. 002	0	0	0	0	0	0
Reed Pct. 003	0	0	0	0	0	0
Troy Pct. 001	0	0	0	0	0	0
Troy Pct. 002	0	0	0	0	0	0
Troy Pct. 003	0	0	0	0	0	0
Troy Pct. 004	0	0	0	0	0	0
Troy Pct. 005	0	0	1	0	0	1
Troy Pct. 006	0	0	0	0	0	0
Troy Pct. 007	0	0	0	0	0	0
Troy Pct. 008	0	0	0	0	0	0
Troy Pct. 009	0	0	0	0	0	0
Troy Pct. 010	0	0	0	0	0	0
Troy Pct. 011	0	0	0	0	0	0
Troy Pct. 012	0	0	0	0	0	0
Troy Pct. 013	0	0	0	0	0	0
Troy Pct. 014	0	0	0	0	0	0
Troy Pct. 015	0	0	0	0	0	0
Troy Pct. 016	0	0	0	0	0	0
Troy Pct. 017	0	0	0	0	0	0
Troy Pct. 018	0	0	0	0	0	0
Troy Pct. 019	0	0	7	0	0	7
Troy Pct. 020	0	0	0	0	0	0
Troy Pct. 021	0	0	0	0	0	0
Troy Pct. 022	0	0	0	0	0	0
Washington Pct. 001	0	0	0	0	0	0
Washington Pct. 002	0	0	0	0	0	0

PRECINCTS	VOTE BY	EARLY	ELECTION	PROVISIONAL	POSTMARKED	TOTAL
Washington Pct. 003	0	0	0	0	0	0
Wesley Pct. 001	0	0	0	0	0	0
Wheatland Pct. 001	0	0	0	0	0	0
Wheatland Pct. 016	0	0	0	0	0	0
Wheatland Pct. 019	0	0	0	0	0	0
Wheatland Pct. 022	0	0	0	0	0	0
Wheatland Pct. 023	0	0	0	0	0	0
Wheatland Pct. 024	0	0	0	0	0	0
Wheatland Pct. 025	0	0	0	0	0	0
Wheatland Pct. 026	0	2	2	0	0	4
Wheatland Pct. 027	0	2	0	0	0	2
Wheatland Pct. 028	0	0	0	0	0	0
Wheatland Pct. 029	0	0	0	0	0	0
Wheatland Pct. 030	0	0	0	0	0	0
Wheatland Pct. 036	0	0	0	0	0	0
Wheatland Pct. 037	0	0	0	0	0	0
Wheatland Pct. 038	0	0	0	0	0	0
Will Pct. 001	0	0	0	0	0	0
Wilmington Pct. 001	0	0	0	0	0	0
Wilmington Pct. 002	0	0	0	0	0	0
Wilmington Pct. 003	0	0	0	0	0	0
Wilton Pct. 001	0	0	0	0	0	0
Total	20	47	164	0	7	238

PROPOSITIONS



LAUREN STALEY FERRY
WILL COUNTY CLERK

JOLIET, ILLINOIS

RUN DATE: 04/19/23 09:22 AM

CONSOLIDATED ELECTION
APRIL 4, 2023

		VOTES PERCENT				VOTES PERCENT										
VILLAGE OF HOMER GLEN TRUSTEE				VILLAGE OF HOMER GLEN - PLATE READER												
VOTE FOR NOT MORE THAN 3				VOTE FOR NOT MORE THAN 1												
01 = CURTIS MASON	3,302	19.92	09 = YES		2,253	39.64										
02 = CHRISTINA "MC" CLAUSEN	2,379	14.35	10 = NO*		3,430	60.36										
03 = CRAIG J. McNAUGHTON	3,321	20.03	11 = OVER VOTES		1											
04 = RUBEN L. PAZMINO	2,244	13.54	12 = UNDER VOTES		267											
05 = JAMES "JAY" ROTI	2,035	12.28	VILLAGE OF HOMER GLEN - PART-TIME POLICE													
06 = SUSANNA E. STEILEN	3,296	19.88	VOTE FOR NOT MORE THAN 1													
07 = OVER VOTES	9		13 = YES		2,101	37.04										
08 = UNDER VOTES	1,249		14 = NO*		3,571	62.96										
				15 = OVER VOTES		5										
				16 = UNDER VOTES		274										
	01	02	03	04	05	06	07	08	09	10	11	12	13	14	15	16
0087 HOMER PCT 001	29	20	29	22	21	33	0	20	27	31	0	0	20	37	0	1
0088 HOMER PCT 002	303	182	298	187	172	296	1	116	156	334	0	29	151	336	0	32
0089 HOMER PCT 003	227	125	215	120	111	224	1	106	143	219	0	15	139	222	0	16
0090 HOMER PCT 004	289	245	292	222	210	280	0	118	235	304	0	13	236	303	0	13
0091 HOMER PCT 005	258	146	258	139	123	262	1	83	157	255	0	12	137	274	0	13
0092 HOMER PCT 006	192	176	212	171	153	200	1	84	162	222	0	13	158	223	0	16
0093 HOMER PCT 007	284	215	291	201	183	290	1	102	175	314	0	34	176	313	0	34
0094 HOMER PCT 008	227	219	219	200	179	231	2	75	181	264	0	7	183	257	1	11
0095 HOMER PCT 009	165	151	173	129	125	165	0	100	119	188	0	29	117	189	0	30
0096 HOMER PCT 010	113	76	109	65	58	103	0	40	85	89	0	14	66	108	0	14
0097 HOMER PCT 011	293	215	301	196	188	296	1	110	202	313	0	19	209	311	1	13
0098 HOMER PCT 012	255	238	241	225	199	248	1	94	171	310	0	20	175	301	2	23
0100 HOMER PCT 014	198	122	206	117	101	173	0	49	134	164	0	24	126	173	0	23
0103 HOMER PCT 017	309	164	304	163	142	322	0	93	202	268	1	28	132	339	1	27
0105 HOMER PCT 019	156	81	165	81	64	169	0	49	94	152	0	9	72	176	0	7
0187 NEW LENOX PCT 006	4	4	8	6	6	4	0	10	10	3	0	1	4	9	0	1

I, the undersigned do hereby certify that on April 25, 2023, I canvassed the returns of an election held on April 4, 2023 for **VILLAGE OF HOMER GLEN** and I proclaim that a total of **5,951** voters requested and received ballots and I do further certify that the following Advisory Question did receive the number of votes herein recorded and has **FAILED**.

Shall the Village of Homer Glen install and use License Plate Readers at public access roads designated by the Village Board to support public safety agencies provided the data collected is confidential and is destroyed within thirty (30) days unless it is the subject matter of an ongoing investigation?

I further certify that the above is a true and complete Abstract of Votes and was prepared in my presence on April 25, 2023.



Lauren Staley Ferry, County Clerk
The County of Will, Illinois

I, the undersigned do hereby certify that on April 25, 2023, I canvassed the returns of an election held on April 4, 2023 for **VILLAGE OF HOMER GLEN** and I proclaim that a total of **5,951** voters requested and received ballots and I do further certify that the following Advisory Question did receive the number of votes herein recorded and has **FAILED**.

Shall the Village Board pursue exploring a feasibility study to create and maintain a part-time police department within the Village of Homer?

I further certify that the above is a true and complete Abstract of Votes and was prepared in my presence on April 25, 2023.



Lauren Staley Ferry, County Clerk
The County of Will, Illinois

ABSTRACT OF VOTES

RUN DATE: 04/19/23 09:22 AM

CONSOLIDATED ELECTION
APRIL 4, 2023

OFFICIAL RESULTS

	VOTES	PERCENT		VOTES	PERCENT					
01 = BALLOTS CAST	38		VILLAGE OF ORLAND PARK REFERENDUM							
VILLAGE OF ORLAND PARK TRUSTEE			VOTE FOR NOT MORE THAN 1							
VOTE FOR NOT MORE THAN 3			07 = YES	29	78.38					
02 = WILLIAM R. HEALY	22	31.43	08 = NO	8	21.62					
03 = MICHAEL R. MILANI	22	31.43	09 = OVER VOTES	0						
04 = CYNTHIA NELSON KATSENES	26	37.14	10 = UNDER VOTES	1						
05 = OVER VOTES	0									
06 = UNDER VOTES	44									

	01	02	03	04	05	06	07	08	09	10
0058 FRANKFORT PCT 002	38	22	22	26	0	44	29	8	0	1

This political subdivision has been canvassed by the election authority in which their principal office is located.

RUN DATE: 04/19/23 09:22 AM

CONSOLIDATED ELECTION
APRIL 4, 2023

	VOTES	PERCENT	VILLAGE OF PLAINFIELD REFERENDUM								VOTES	PERCENT	
01 = BALLOTS CAST	3,442		VOTE FOR NOT MORE THAN 1								1,727	51.25	
VILLAGE OF PLAINFIELD TRUSTEE											1,643	48.75	
VOTE FOR NOT MORE THAN 3											0		
02 = MARGIE BONUCCI	2,000	26.98									0		
03 = BRIAN "WOJO" WOJOWSKI	1,900	25.63									72		
04 = PETER ADAMSON	1,655	22.32											
05 = RICHARD KIEFER	1,859	25.07											
06 = OVER VOTES	1												
07 = UNDER VOTES	2,909												
			01	02	03	04	05	06	07	08	09	10	11
0204 PLAINFIELD PCT 001	166	85	84	92	90	0	147	91	71	0	4		
0205 PLAINFIELD PCT 002	162	91	86	77	82	0	150	91	68	0	3		
0206 PLAINFIELD PCT 003	124	81	81	51	66	0	93	50	71	0	3		
0211 PLAINFIELD PCT 008	187	88	85	114	126	0	148	117	70	0	0		
0212 PLAINFIELD PCT 009	257	141	147	129	154	0	200	137	114	0	6		
0213 PLAINFIELD PCT 010	275	169	144	143	156	0	213	149	115	0	11		
0216 PLAINFIELD PCT 013	179	124	111	74	77	0	151	82	89	0	8		
0217 PLAINFIELD PCT 014	254	126	146	146	148	0	196	129	122	0	3		
0218 PLAINFIELD PCT 015	184	133	107	82	99	0	131	95	86	0	3		
0219 PLAINFIELD PCT 016	126	72	80	58	68	0	100	61	65	0	0		
0268 WHEATLAND PCT 001	110	60	55	49	70	0	96	47	61	0	2		
0283 WHEATLAND PCT 016	51	26	27	24	36	0	40	20	28	0	3		
0290 WHEATLAND PCT 023	159	74	63	75	96	1	166	92	63	0	4		
0292 WHEATLAND PCT 025	168	104	98	64	80	0	158	80	85	0	3		
0293 WHEATLAND PCT 026	210	139	117	92	108	0	174	85	120	0	5		
0295 WHEATLAND PCT 028	191	127	119	86	100	0	141	84	103	0	4		
0296 WHEATLAND PCT 029	247	140	145	114	128	0	214	127	117	0	3		
0297 WHEATLAND PCT 030	260	152	148	129	129	0	222	122	133	0	5		
0303 WHEATLAND PCT 036	132	68	57	56	46	0	169	68	62	0	2		

I, the undersigned do hereby certify that on April 25, 2023, I canvassed the returns of an election held on April 4, 2023 for **VILLAGE OF PLAINFIELD** and I proclaim that a total of **3,699** voters requested and received ballots and I do further certify that the following Advisory Question did receive the number of votes herein recorded and has **PASSED**.

Shall the Village of Plainfield allow cannabis businesses to operate within the Village of Plainfield?

I further certify that the above is a true and complete Abstract of Votes and was prepared in my presence on April 25, 2023.

Lauren Staley Ferry

Lauren Staley Ferry, County Clerk
The County of Will, Illinois

RUN DATE: 04/19/23 09:22 AM

CONSOLIDATED ELECTION
APRIL 4, 2023

VILLAGE OF SYMERTON REFERENDUM

VOTE FOR NOT MORE THAN 1

01 = YES

02 = NO*

VOTES PERCENT

VOTES PERCENT

7 38.89
11 61.11

03 = OVER VOTES
04 = UNDER VOTES

0
1

01	02	03	04
7	11	0	1

0056 FLORENCE PCT 001

I, the undersigned do hereby certify that on April 25, 2023, I canvassed the returns of an election held on April 4, 2023 for **VILLAGE OF SYMERTON** and I proclaim that a total of 19 voters requested and received ballots and I do further certify that the following Question of Public Policy did receive the number of votes herein recorded and has **FAILED**.

Shall the Board of Trustees of the Village of Symerton be comprised of four (4) members instead of six (6) members?

I further certify that the above is a true and complete Abstract of Votes and was prepared in my presence on April 25, 2023.



Lauren Staley Ferry, County Clerk
The County of Will, Illinois

RUN DATE: 04/19/23 09:22 AM

CONSOLIDATED ELECTION
APRIL 4, 2023

	VOTES	PERCENT	WILTON TWP ROAD DISTRICT REFERENDUM					VOTES	PERCENT
01 = BALLOTS CAST	192		VOTE FOR NOT MORE THAN 1						
			02 = YES				90	46.88	
			03 = NO*				102	53.13	
			04 = OVER VOTES				0		
			05 = UNDER VOTES				0		

	01	02	03	04	05				
0310 WILTON PCT 001	192	90	102	0	0				

I, the undersigned do hereby certify that on April 25, 2023, I canvassed the returns of an election held on April 4, 2023 for **WILTON TOWNSHIP ROAD DISTRICT** and I proclaim that a total of **192** voters requested and received ballots and I do further certify that the following Question of Public Policy did receive the number of votes herein recorded and has **FAILED**.

Shall the Wilton Township Road District, Will County, Illinois, be authorized to levy a new tax for the purposes of constructing or repairing bridges, culverts, drainage structures or grade separations, including approaches thereto, and have an additional tax of 0.25% of the equalized assessed value of the taxable property therein extended for such purposes?

[The following paragraphs are not part of the ballot question, but are to be printed on the ballot]

- (1) *The approximate amount of taxes extendable at the most recently extended limiting rate is \$150,571.31 and the approximate amount of taxes extendable if the proposition is approved is \$244,631.37.*
- (2) *For the 2022 levy year the approximate amount of the additional tax extendable against property containing a single family residence and having a fair market value at the time of the referendum of \$100,000 is estimated to be \$83.33.*

I further certify that the above is a true and complete Abstract of Votes and was prepared in my presence on April 25, 2023.



Lauren Staley Ferry, County Clerk
The County of Will, Illinois

RUN DATE: 04/19/23 09:22 AM

	VOTES	PERCENT	JOLIET SCHOOL DISTRICT 86 REFERENDUM							VOTES	PERCENT
01 = BALLOTS CAST	8,449		VOTE FOR NOT MORE THAN 1								
JOLIET SD 86 SCHOOL INSPECTOR AT LARGE										5,652	71.82
VOTE FOR NOT MORE THAN 1										2,218	28.18
02 = SANDRA AGUIRRE	4,143	55.11									
03 = DEBORAH K. ZIECH	3,375	44.89								3	
04 = OVER VOTES	8									576	
05 = UNDER VOTES	923										
			01	02	03	04	05	06	07	08	09
0108 JOLIET PCT 001	232	134	82	0	16	156	62	0	14		
0109 JOLIET PCT 002	337	136	151	1	49	206	107	0	24		
0110 JOLIET PCT 003	267	100	139	0	28	153	96	0	18		
0111 JOLIET PCT 004	212	105	88	0	19	155	46	0	11		
0112 JOLIET PCT 005	140	91	38	0	11	105	20	0	15		
0113 JOLIET PCT 006	170	128	37	0	5	142	16	1	11		
0114 JOLIET PCT 007	222	141	57	1	23	161	41	0	20		
0115 JOLIET PCT 008	200	91	84	1	24	123	63	0	14		
0116 JOLIET PCT 009	323	143	140	0	40	228	66	1	28		
0117 JOLIET PCT 010	363	141	172	0	50	224	120	0	19		
0118 JOLIET PCT 011	305	147	125	1	32	195	91	0	19		
0119 JOLIET PCT 012	168	98	56	0	14	117	40	0	11		
0120 JOLIET PCT 013	172	145	20	0	7	136	17	0	19		
0121 JOLIET PCT 014	197	171	22	0	4	160	23	1	13		
0122 JOLIET PCT 015	127	78	38	1	10	92	26	0	9		
0123 JOLIET PCT 016	221	133	70	0	18	173	34	0	14		
0124 JOLIET PCT 017	429	148	212	0	69	267	131	0	31		
0125 JOLIET PCT 018	653	201	350	0	102	385	235	0	33		
0126 JOLIET PCT 019	363	158	156	0	49	242	96	0	25		
0127 JOLIET PCT 020	430	148	207	0	75	278	133	0	19		
0128 JOLIET PCT 021	137	62	57	0	18	83	48	0	6		
0129 JOLIET PCT 022	185	84	79	0	22	115	53	0	17		
0130 JOLIET PCT 023	154	87	49	0	18	113	29	0	12		
0131 JOLIET PCT 024	144	75	58	1	10	95	39	0	10		
0132 JOLIET PCT 025	209	91	98	0	20	132	63	0	14		
0133 JOLIET PCT 026	244	122	99	0	23	182	48	0	14		
0134 JOLIET PCT 027	141	80	53	0	8	108	26	0	7		
0135 JOLIET PCT 028	145	92	41	0	12	102	29	0	14		
0136 JOLIET PCT 029	169	105	51	0	13	110	40	0	19		
0137 JOLIET PCT 030	122	61	51	0	10	80	34	0	8		
0138 JOLIET PCT 031	236	103	105	1	27	153	70	0	13		
0139 JOLIET PCT 032	155	114	33	0	8	105	32	0	18		
0140 JOLIET PCT 033	4	3	0	0	1	0	3	0	1		
0141 JOLIET PCT 034	186	130	46	0	10	139	29	0	18		
0142 JOLIET PCT 035	218	129	72	1	16	148	58	0	12		
0163 LOCKPORT PCT 019	0	0	0	0	0	0	0	0	0		
0164 LOCKPORT PCT 020	0	0	0	0	0	0	0	0	0		
0182 NEW LENOX PCT 001	0	0	0	0	0	0	0	0	0		
0253 TROY PCT 012	322	105	169	0	48	204	100	0	18		
0257 TROY PCT 016	147	63	70	0	14	85	54	0	8		
0260 TROY PCT 019	0	0	0	0	0	0	0	0	0		

I, the undersigned do hereby certify that on April 25, 2023, I canvassed the returns of an election held on April 4, 2023 for **JOLIET PUBLIC SCHOOL DISTRICT 86** and I proclaim that a total of **8,449** voters requested and received ballots and I do further certify that the following Question of Public Policy did receive the number of votes herein recorded and has **PASSED**.

Shall the Board of School Inspectors of Joliet School District Number 86, Will County, Illinois, alter, repair and equip existing school buildings, including but not limited to improving safety and security, replacing roofs, plumbing, electrical and HVAC systems, renovating science labs, classrooms and other instructional spaces, installing certain Americans with Disabilities Act compliance measures and updating technology infrastructure; build and equip two school buildings to replace the Hufford Junior High School and Gompers Junior High School Buildings; build and equip an addition to the Jefferson Elementary School Building; improve sites; and issue bonds of said School District to the amount of \$99,500,000 for the purpose of paying the costs thereof?

I further certify that the above is a true and complete Abstract of Votes and was prepared in my presence on April 25, 2023.

Lauren Staley Ferry

Lauren Staley Ferry, County Clerk
The County of Will, Illinois

RUN DATE: 04/19/23 09:22 AM

CONSOLIDATED ELECTION
APRIL 4, 2023

	VOTES	PERCENT	LOCKPORT SCHOOL DISTRICT 91 REFERENDUM										VOTES	PERCENT
01 = BALLOTS CAST	1,108		VOTE FOR NOT MORE THAN 1											
LOCKPORT SD 91 BOARD MEMBER			09 = YES*										651	61.36
VOTE FOR NOT MORE THAN 3			10 = NO										410	38.64
02 = JOSELYN CUTFORTH	469	17.74	11 = OVER VOTES										0	
03 = BILL PASSAGLIA	400	15.13	12 = UNDER VOTES										47	
04 = JOHN O'LEAR	423	16.00												
05 = COURTNEY OXLEY-TURNER	721	27.27												
06 = MICHAEL T. ARVIDSON	631	23.87												
07 = OVER VOTES	0													
08 = UNDER VOTES	680													

	01	02	03	04	05	06	07	08	09	10	11	12		

0155 LOCKPORT PCT 011	308	124	112	114	205	153	0	216	163	129	0	16		
0156 LOCKPORT PCT 012	220	87	86	89	137	125	0	136	119	93	0	8		
0160 LOCKPORT PCT 016	144	54	28	44	104	108	0	94	109	30	0	5		
0161 LOCKPORT PCT 017	436	204	174	176	275	245	0	234	260	158	0	18		

I, the undersigned do hereby certify that on April 25, 2023, I canvassed the returns of an election held on April 4, 2023 for **LOCKPORT SCHOOL DISTRICT 91** and I proclaim that a total of **1,108** voters requested and received ballots and I do further certify that the following Question of Public Policy did receive the number of votes herein recorded and has **PASSED**.

Shall the Board of Education of Milne-Kelvin Grove School District Number 91, Will County, Illinois, alter, repair and equip the existing facilities of the District, including providing security improvements, replacing portions of the roof at Kelvin Grove Middle School, improving accessibility under the Americans with Disabilities Act at Milne Grove Elementary School, installing central air conditioning systems at both school buildings, as well as improving the sites thereof, and issue bonds of said School District to the amount of \$2,500,000 for the purpose of paying the costs thereof?

I further certify that the above is a true and complete Abstract of Votes and was prepared in my presence on April 25, 2023.



Lauren Staley Ferry, County Clerk
The County of Will, Illinois

RUN DATE: 04/19/23 09:22 AM

CONSOLIDATED ELECTION
APRIL 4, 2023

	VOTES	PERCENT	BEECHER CUSD 200U REFERENDUM										VOTES	PERCENT
01 = BALLOTS CAST	1,379		VOTE FOR NOT MORE THAN 1											
BEECHER CUSD 200U BOARD MEMBER			11 = YES*										752	54.97
VOTE FOR NOT MORE THAN 4			12 = NO										616	45.03
02 = STACY MAZUREK	611	14.56	13 = OVER VOTES										0	
03 = ASHLEY FLUECHTLING	650	15.49	14 = UNDER VOTES										11	
04 = MELANIE BRENNENSTALL	509	12.13												
05 = BRANDY FLORES	825	19.67												
06 = ADRIANA DIACHENKO	720	17.16												
07 = SUSAN SIWINSKI	443	10.56												
08 = TODD GREGORY	437	10.42												
09 = OVER VOTES	6													
10 = UNDER VOTES	1,297													

	01	02	03	04	05	06	07	08	09	10	11	12	13	14

0264 WASHINGTON PCT 001	452	176	187	176	284	268	140	127	2	442	269	180	0	3
0265 WASHINGTON PCT 002	487	228	261	168	282	257	165	139	2	440	274	209	0	4
0266 WASHINGTON PCT 003	414	198	189	150	250	186	126	153	0	404	201	210	0	3
0306 WILL PCT 001	26	9	13	15	9	9	12	18	2	11	8	17	0	1

I, the undersigned do hereby certify that on April 25, 2023, I canvassed the returns of an election held on April 4, 2023 for **BEECHER COMMUNITY UNIT SCHOOL DISTRICT 200U** and I proclaim that a total of **1,379** voters requested and received ballots and I do further certify that the following Question of Public Policy did receive the number of votes herein recorded and has **PASSED**.

Shall the limiting rate under the Property Tax Extension Limitation Law for Beecher Community Unit School District Number 200U, Will County, Illinois, be increased by an additional amount equal to 0.4982% above the limiting rate for the purpose of funding increased educational and other school district expenses for levy year 2021 and be equal to 5.3500% of the equalized assessed value of the taxable property therein for levy year 2023?

- (1) *The approximate amount of taxes extendable at the most recently extended limiting rate is \$8,909,201 and the approximate amount of taxes extendable if the proposition is approved is \$9,824,029.*
- (2) *For the 2023 levy year the approximate amount of the additional tax extendable against property containing a single family residence and having a fair market value at the time of the referendum of \$100,000 is estimated to be \$166.07.*
- (3) *If the proposition is approved, the aggregate extension for 2023 will be determined by the limiting rate set forth in the proposition, rather than the otherwise applicable limiting rate calculated under the provisions of the Property Tax Extension Limitation Law (commonly known as the Property Tax Cap Law).*

I further certify that the above is a true and complete Abstract of Votes and was prepared in my presence on April 25, 2023.

Lauren Staley Ferry

Lauren Staley Ferry, County Clerk
The County of Will, Illinois

RUN DATE: 04/19/23 09:22 AM

CONSOLIDATED ELECTION
APRIL 4, 2023

	VOTES	PERCENT	CRETE TWP FIRE DISTRICT REFERENDUM	VOTES	PERCENT
01 = BALLOTS CAST	498		VOTE FOR NOT MORE THAN 1		
CRETE TOWNSHIP FIRE TRUSTEE			05 = YES	167	33.94
VOTE FOR NOT MORE THAN 1			06 = NO*	325	66.06
02 = RAYMOND PETERLIN JR.	420	100.00	07 = OVER VOTES	0	
03 = OVER VOTES	0		08 = UNDER VOTES	6	
04 = UNDER VOTES	78				

	01	02	03	04	05	06	07	08
0006 CRETE PCT 001	2	1	0	1	0	2	0	0
0009 CRETE PCT 004	0	0	0	0	0	0	0	0
0010 CRETE PCT 005	0	0	0	0	0	0	0	0
0011 CRETE PCT 006	86	75	0	11	24	62	0	0
0012 CRETE PCT 007	108	98	0	10	36	71	0	1
0013 CRETE PCT 008	12	8	0	4	4	7	0	1
0015 CRETE PCT 010	76	61	0	15	43	32	0	1
0016 CRETE PCT 011	95	79	0	16	29	64	0	2
0017 CRETE PCT 012	119	98	0	21	31	87	0	1

I, the undersigned do hereby certify that on April 25, 2023, I canvassed the returns of an election held on April 4, 2023 for **CRETE TOWNSHIP FIRE PROTECTION DISTRICT** and I proclaim that a total of **498** voters requested and received ballots and I do further certify that the following Question of Public Policy did receive the number of votes herein recorded and has **FAILED**.

Shall the Crete Township Fire Protection District, Will County, Illinois, be authorized to levy a new tax for firefighters' pension purposes and have an additional tax of 0.0876% of the equalized assessed value of the taxable property therein extended for such purposes?

[The following paragraphs are not part of the ballot question, but are to be printed on the ballot]

(1) *The approximate amount of taxes extendable at the most recently extended limiting rate is \$1,899,411.77, and the approximate amount of taxes extendable if the proposition is approved is \$2,050,303.64.*

(2) *For the 2023 levy year the approximate amount of the additional tax extendable against property containing a single family residence and having a fair market value at the time of the referendum of \$100,000 is estimated to be \$29.20.*

I further certify that the above is a true and complete Abstract of Votes and was prepared in my presence on April 25, 2023.

Lauren Staley Ferry

 Lauren Staley Ferry, County Clerk
 The County of Will, Illinois

	VOTES	PERCENT	ROCKDALE FIRE DISTRICT REFERENDUM					VOTES	PERCENT
01 = BALLOTS CAST	135		VOTE FOR NOT MORE THAN 1						
			02 = YES				38	28.36	
			03 = NO*				96	71.64	
			04 = OVER VOTES				0		
			05 = UNDER VOTES				1		

	01	02	03	04	05				

0140 JOLIET PCT 033	135	38	96	0	1				

I, the undersigned do hereby certify that on April 25, 2023, I canvassed the returns of an election held on April 4, 2023 for **ROCKDALE FIRE PROTECTION DISTRICT** and I proclaim that a total of **135** voters requested and received ballots and I do further certify that the following Question of Public Policy did receive the number of votes herein recorded and has **FAILED**.

Shall the Rockdale Fire Protection District, Will County, Illinois, be authorized to levy a new tax for ambulance purposes and have an additional tax of .30% of the equalized assessed value of the taxable property therein extended for such purposes?

[The following paragraphs are not part of the ballot question, but are to be printed on the ballot]

- (1) The approximate amount of taxes extendable at the most recently extended limiting rate is \$408,975, and the approximate amount of taxes extendable if the proposition is approved is \$624,527.*
- (2) For the 2023 levy year the approximate amount of the additional tax extendable against property containing a single family residence and having a fair market value at the time of the referendum of \$100,000 is estimated to be \$100.00.*

I further certify that the above is a true and complete Abstract of Votes and was prepared in my presence on April 25, 2023.



Lauren Staley Ferry, County Clerk
The County of Will, Illinois

TOTAL VOTER TURNOUT BY PRECINCT



LAUREN STALEY FERRY
WILL COUNTY CLERK

JOLIET, ILLINOIS

WITH 310 OF 310 PRECINCTS REPORTING

	TOTAL PERCENT				TOTAL PERCENT	
01 = REGISTERED VOTERS - TOTAL	454,714				03 = BALLOTS CAST - BLANK	25
02 = BALLOTS CAST - TOTAL	75,686				04 = VOTER TURNOUT - TOTAL	16.64
	01	02	03	04		
0001 CHANNAHON PCT 001	1450	189	0	13.03		
0002 CHANNAHON PCT 002	1833	388	0	21.17		
0003 CHANNAHON PCT 003	1562	358	0	22.92		
0004 CHANNAHON PCT 004	1280	329	0	25.70		
0005 CHANNAHON PCT 005	1617	244	0	15.09		
0006 CRETE PCT 001	1354	152	0	11.23		
0007 CRETE PCT 002	1377	114	0	8.28		
0008 CRETE PCT 003	1391	205	0	14.74		
0009 CRETE PCT 004	1401	125	0	8.92		
0010 CRETE PCT 005	1348	85	0	6.31		
0011 CRETE PCT 006	1384	146	0	10.55		
0012 CRETE PCT 007	1299	108	0	8.31		
0013 CRETE PCT 008	1444	210	0	14.54		
0014 CRETE PCT 009	1267	131	0	10.34		
0015 CRETE PCT 010	1066	76	0	7.13		
0016 CRETE PCT 011	1157	106	0	9.16		
0017 CRETE PCT 012	1131	119	0	10.52		
0018 CUSTER PCT 001	973	93	0	9.56		
0019 DU PAGE PCT 001	1668	507	0	30.40		
0020 DU PAGE PCT 002	1452	476	0	32.78		
0021 DU PAGE PCT 003	1509	512	0	33.93		
0022 DU PAGE PCT 004	1277	178	0	13.94		
0023 DU PAGE PCT 005	1149	192	0	16.71		
0024 DU PAGE PCT 006	1225	220	0	17.96		
0025 DU PAGE PCT 007	1388	459	0	33.07		
0026 DU PAGE PCT 008	1391	217	1	15.60		
0027 DU PAGE PCT 009	1114	142	0	12.75		
0028 DU PAGE PCT 010	1668	267	0	16.01		
0029 DU PAGE PCT 011	1491	219	0	14.69		
0030 DU PAGE PCT 012	1294	215	0	16.62		
0031 DU PAGE PCT 013	1721	177	0	10.28		
0032 DU PAGE PCT 014	1543	243	0	15.75		
0033 DU PAGE PCT 015	1541	247	0	16.03		
0034 DU PAGE PCT 016	1452	230	0	15.84		
0035 DU PAGE PCT 017	1770	225	0	12.71		
0036 DU PAGE PCT 018	1465	197	0	13.45		
0037 DU PAGE PCT 019	1550	182	0	11.74		
0038 DU PAGE PCT 020	1367	139	0	10.17		
0039 DU PAGE PCT 021	1657	190	0	11.47		
0040 DU PAGE PCT 022	1689	213	0	12.61		
0041 DU PAGE PCT 023	1839	204	0	11.09		
0042 DU PAGE PCT 024	1321	211	0	15.97		
0043 DU PAGE PCT 025	1318	181	0	13.73		
0044 DU PAGE PCT 026	1365	160	0	11.72		
0045 DU PAGE PCT 027	1693	180	0	10.63		
0046 DU PAGE PCT 028	1690	152	0	8.99		
0047 DU PAGE PCT 029	1682	192	0	11.41		
0048 DU PAGE PCT 030	1414	161	0	11.39		
0049 DU PAGE PCT 031	903	102	0	11.30		
0050 DU PAGE PCT 032	1905	116	0	6.09		
0051 DU PAGE PCT 033	1506	128	0	8.50		
0052 DU PAGE PCT 034	1023	191	0	18.67		
0053 DU PAGE PCT 035	1203	34	0	2.83		
0054 DU PAGE PCT 036	1952	157	0	8.04		
0055 DU PAGE PCT 037	1489	98	0	6.58		
0056 FLORENCE PCT 001	668	83	0	12.43		

WITH 310 OF 310 PRECINCTS REPORTING

01 = REGISTERED VOTERS - TOTAL	TOTAL	PERCENT	03 = BALLOTS CAST - BLANK	TOTAL	PERCENT
02 = BALLOTS CAST - TOTAL	454,714		04 = VOTER TURNOUT - TOTAL	25	16.64
	75,686				

(CONTINUED FROM PREVIOUS PAGE)

	01	02	03	04
0057 FRANKFORT PCT 001	1998	. 299	. . 0	14.96
0058 FRANKFORT PCT 002	1598	. 217	. . 0	13.58
0059 FRANKFORT PCT 003	1684	. 245	. . 0	14.55
0060 FRANKFORT PCT 004	1430	. 134	. . 0	9.37
0061 FRANKFORT PCT 005	2017	. 276	. . 0	13.68
0062 FRANKFORT PCT 006	1467	. 233	. . 0	15.88
0063 FRANKFORT PCT 007	1389	. 193	. . 0	13.89
0064 FRANKFORT PCT 008	1408	. 129	. . 0	9.16
0065 FRANKFORT PCT 009	1491	. 186	. . 0	12.47
0066 FRANKFORT PCT 010	1485	. 181	. . 0	12.19
0067 FRANKFORT PCT 011	1347	. 272	. . 0	20.19
0068 FRANKFORT PCT 012	1228	. 217	. . 0	17.67
0069 FRANKFORT PCT 013	1257	. 190	. . 0	15.12
0070 FRANKFORT PCT 014	1448	. 163	. . 0	11.26
0071 FRANKFORT PCT 015	1913	. 203	. . 0	10.61
0072 FRANKFORT PCT 016	1456	. 244	. . 0	16.76
0073 FRANKFORT PCT 017	1923	. 346	. . 1	17.99
0074 FRANKFORT PCT 018	1450	. 359	. . 0	24.76
0075 FRANKFORT PCT 019	1670	. 215	. . 0	12.87
0076 FRANKFORT PCT 020	1483	. 220	. . 0	14.83
0077 FRANKFORT PCT 021	1825	. 541	. . 0	29.64
0078 FRANKFORT PCT 022	1465	. 422	. . 0	28.81
0079 FRANKFORT PCT 023	1299	. 328	. . 0	25.25
0080 FRANKFORT PCT 024	1372	. 223	. . 0	16.25
0081 FRANKFORT PCT 025	1293	. 480	. . 1	37.12
0082 FRANKFORT PCT 026	1497	. 365	. . 1	24.38
0083 FRANKFORT PCT 027	1405	. 296	. . 0	21.07
0084 FRANKFORT PCT 028	1980	. 329	. . 0	16.62
0085 GREEN GARDEN PCT 001	1490	. 106	. . 0	7.11
0086 GREEN GARDEN PCT 002	1540	. 82	. . 0	5.32
0087 HOMER PCT 001	1519	. 184	. . 0	12.11
0088 HOMER PCT 002	1643	. 526	. . 0	32.01
0089 HOMER PCT 003	1355	. 377	. . 0	27.82
0090 HOMER PCT 004	1462	. 552	. . 0	37.76
0091 HOMER PCT 005	1170	. 424	. . 0	36.24
0092 HOMER PCT 006	1476	. 412	. . 0	27.91
0093 HOMER PCT 007	1483	. 523	. . 0	35.27
0094 HOMER PCT 008	1451	. 452	. . 0	31.15
0095 HOMER PCT 009	1230	. 336	. . 0	27.32
0096 HOMER PCT 010	998	. 261	. . 0	26.15
0097 HOMER PCT 011	1513	. 534	. . 0	35.29
0098 HOMER PCT 012	1603	. 502	. . 0	31.32
0099 HOMER PCT 013	1399	. 189	. . 0	13.51
0100 HOMER PCT 014	1496	. 429	. . 0	28.68
0101 HOMER PCT 015	1849	. 247	. . 1	13.36
0102 HOMER PCT 016	2065	. 280	. . 0	13.56
0103 HOMER PCT 017	1619	. 499	. . 0	30.82
0104 HOMER PCT 018	1947	. 252	. . 0	12.94
0105 HOMER PCT 019	1678	. 394	. . 0	23.48
0106 JACKSON PCT 001	1551	. 123	. . 0	7.93
0107 JACKSON PCT 002	1434	. 122	. . 0	8.51
0108 JOLIET PCT 001	1381	. 232	. . 0	16.80
0109 JOLIET PCT 002	1314	. 337	. . 0	25.65
0110 JOLIET PCT 003	1231	. 267	. . 0	21.69
0111 JOLIET PCT 004	1311	. 212	. . 0	16.17
0112 JOLIET PCT 005	1071	. 140	. . 0	13.07
0113 JOLIET PCT 006	1008	. 170	. . 0	16.87

WITH 310 OF 310 PRECINCTS REPORTING

01 = REGISTERED VOTERS - TOTAL	TOTAL	PERCENT	03 = BALLOTS CAST - BLANK	TOTAL	PERCENT
02 = BALLOTS CAST - TOTAL	454,714		04 = VOTER TURNOUT - TOTAL	25	16.64
	75,686				

(CONTINUED FROM PREVIOUS PAGE)

	01	02	03	04
0114 JOLIET PCT 007	1190	. 222	. . 0	18.66
0115 JOLIET PCT 008	1110	. 200	. . 0	18.02
0116 JOLIET PCT 009	1922	. 323	. . 2	16.81
0117 JOLIET PCT 010	1423	. 363	. . 0	25.51
0118 JOLIET PCT 011	1358	. 305	. . 0	22.46
0119 JOLIET PCT 012	1283	. 168	. . 0	13.09
0120 JOLIET PCT 013	1221	. 172	. . 1	14.09
0121 JOLIET PCT 014	1373	. 197	. . 0	14.35
0122 JOLIET PCT 015	1343	. 127	. . 0	9.46
0123 JOLIET PCT 016	1277	. 221	. . 0	17.31
0124 JOLIET PCT 017	1351	. 429	. . 0	31.75
0125 JOLIET PCT 018	1399	. 653	. . 0	46.68
0126 JOLIET PCT 019	1174	. 363	. . 0	30.92
0127 JOLIET PCT 020	1105	. 430	. . 0	38.91
0128 JOLIET PCT 021	671	. 137	. . 0	20.42
0129 JOLIET PCT 022	1059	. 185	. . 0	17.47
0130 JOLIET PCT 023	1099	. 154	. . 0	14.01
0131 JOLIET PCT 024	1163	. 144	. . 0	12.38
0132 JOLIET PCT 025	891	. 251	. . 0	28.17
0133 JOLIET PCT 026	1228	. 244	. . 1	19.87
0134 JOLIET PCT 027	940	. 141	. . 0	15.00
0135 JOLIET PCT 028	1036	. 145	. . 1	14.00
0136 JOLIET PCT 029	1264	. 169	. . 0	13.37
0137 JOLIET PCT 030	1216	. 122	. . 0	10.03
0138 JOLIET PCT 031	1228	. 248	. . 0	20.20
0139 JOLIET PCT 032	997	. 155	. . 0	15.55
0140 JOLIET PCT 033	1127	. 135	. . 0	11.98
0141 JOLIET PCT 034	1053	. 188	. . 0	17.85
0142 JOLIET PCT 035	1281	. 219	. . 0	17.10
0143 JOLIET PCT 036	1017	. 123	. . 1	12.09
0144 JOLIET PCT 037	1261	. 149	. . 0	11.82
0145 LOCKPORT PCT 001	1804	. 436	. . 0	24.17
0146 LOCKPORT PCT 002	1902	. 119	. . 0	6.26
0147 LOCKPORT PCT 003	1701	. 101	. . 0	5.94
0148 LOCKPORT PCT 004	1438	. 98	. . 0	6.82
0149 LOCKPORT PCT 005	1434	. 229	. . 0	15.97
0150 LOCKPORT PCT 006	1986	. 85	. . 0	4.28
0151 LOCKPORT PCT 007	1960	. 108	. . 0	5.51
0152 LOCKPORT PCT 008	1676	. 54	. . 0	3.22
0153 LOCKPORT PCT 009	2129	. 263	. . 0	12.35
0154 LOCKPORT PCT 010	1528	. 243	. . 0	15.90
0155 LOCKPORT PCT 011	1448	. 308	. . 0	21.27
0156 LOCKPORT PCT 012	1548	. 266	. . 0	17.18
0157 LOCKPORT PCT 013	1960	. 385	. . 0	19.64
0158 LOCKPORT PCT 014	1385	. 130	. . 2	9.39
0159 LOCKPORT PCT 015	1335	. 94	. . 0	7.04
0160 LOCKPORT PCT 016	1571	. 248	. . 0	15.79
0161 LOCKPORT PCT 017	1479	. 436	. . 0	29.48
0162 LOCKPORT PCT 018	1643	. 168	. . 0	10.23
0163 LOCKPORT PCT 019	1375	. 272	. . 0	19.78
0164 LOCKPORT PCT 020	1234	. 183	. . 0	14.83
0165 LOCKPORT PCT 021	1360	. 136	. . 1	10.00
0166 LOCKPORT PCT 022	1207	. 113	. . 0	9.36
0167 LOCKPORT PCT 023	1057	. 101	. . 0	9.56
0168 LOCKPORT PCT 024	908	. 60	. . 0	6.61
0169 MANHATTAN PCT 001	1650	. 234	. . 0	14.18
0170 MANHATTAN PCT 002	1835	. 293	. . 1	15.97

WITH 310 OF 310 PRECINCTS REPORTING

01 = REGISTERED VOTERS - TOTAL	TOTAL	PERCENT	03 = BALLOTS CAST - BLANK	TOTAL	PERCENT
02 = BALLOTS CAST - TOTAL	454,714		04 = VOTER TURNOUT - TOTAL	25	16.64
	75,686				

(CONTINUED FROM PREVIOUS PAGE)

	01	02	03	04
0171 MANHATTAN PCT 003	1359	.168	.0	12.36
0172 MANHATTAN PCT 004	1623	.224	.0	13.80
0173 MANHATTAN PCT 005	1728	.209	.0	12.09
0174 MONEE PCT 001	1204	.105	.0	8.72
0175 MONEE PCT 002	1346	.237	.0	17.61
0176 MONEE PCT 003	1470	.149	.0	10.14
0177 MONEE PCT 004	1518	.214	.0	14.10
0178 MONEE PCT 005	1180	.278	.0	23.56
0179 MONEE PCT 006	868	.230	.0	26.50
0180 MONEE PCT 007	1175	.368	.0	31.32
0181 MONEE PCT 008	1285	.131	.1	10.19
0182 NEW LENOX PCT 001	1382	.199	.0	14.40
0183 NEW LENOX PCT 002	1891	.237	.0	12.53
0184 NEW LENOX PCT 003	1249	.211	.0	16.89
0185 NEW LENOX PCT 004	1008	.157	.0	15.58
0186 NEW LENOX PCT 005	1290	.191	.0	14.81
0187 NEW LENOX PCT 006	1523	.189	.0	12.41
0188 NEW LENOX PCT 007	1606	.235	.0	14.63
0189 NEW LENOX PCT 008	1407	.200	.0	14.21
0190 NEW LENOX PCT 009	925	.150	.0	16.22
0191 NEW LENOX PCT 010	1636	.297	.0	18.15
0192 NEW LENOX PCT 011	1788	.328	.0	18.34
0193 NEW LENOX PCT 012	1370	.193	.0	14.09
0194 NEW LENOX PCT 013	1759	.265	.1	15.07
0195 NEW LENOX PCT 014	2023	.282	.0	13.94
0196 NEW LENOX PCT 015	1544	.249	.0	16.13
0197 NEW LENOX PCT 016	1322	.227	.0	17.17
0198 NEW LENOX PCT 017	1390	.246	.0	17.70
0199 NEW LENOX PCT 018	1711	.206	.0	12.04
0200 NEW LENOX PCT 019	2011	.274	.0	13.63
0201 NEW LENOX PCT 020	2115	.327	.0	15.46
0202 PEOTONE PCT 001	1506	.263	.0	17.46
0203 PEOTONE PCT 002	1567	.274	.0	17.49
0204 PLAINFIELD PCT 001	1617	.167	.0	10.33
0205 PLAINFIELD PCT 002	1604	.162	.0	10.10
0206 PLAINFIELD PCT 003	1332	.197	.0	14.79
0207 PLAINFIELD PCT 004	1434	.64	.0	4.46
0208 PLAINFIELD PCT 005	1486	.78	.0	5.25
0209 PLAINFIELD PCT 006	985	.41	.0	4.16
0210 PLAINFIELD PCT 007	1995	.80	.0	4.01
0211 PLAINFIELD PCT 008	1583	.189	.0	11.94
0212 PLAINFIELD PCT 009	1835	.258	.0	14.06
0213 PLAINFIELD PCT 010	1270	.275	.0	21.65
0214 PLAINFIELD PCT 011	821	.27	.0	3.29
0215 PLAINFIELD PCT 012	1685	.73	.0	4.33
0216 PLAINFIELD PCT 013	2217	.242	.0	10.92
0217 PLAINFIELD PCT 014	1935	.256	.0	13.23
0218 PLAINFIELD PCT 015	2028	.296	.0	14.60
0219 PLAINFIELD PCT 016	1781	.202	.0	11.34
0220 PLAINFIELD PCT 017	1723	.157	.0	9.11
0221 PLAINFIELD PCT 018	1320	.172	.0	13.03
0222 PLAINFIELD PCT 019	1811	.173	.0	9.55
0223 PLAINFIELD PCT 020	1839	.228	.0	12.40
0224 PLAINFIELD PCT 021	1254	.216	.0	17.22
0225 PLAINFIELD PCT 022	1049	.96	.0	9.15
0226 PLAINFIELD PCT 023	1152	.153	.0	13.28
0227 PLAINFIELD PCT 024	1214	.241	.0	19.85

WITH 310 OF 310 PRECINCTS REPORTING

	TOTAL PERCENT				TOTAL PERCENT	
	454,714				03 = BALLOTS CAST - BLANK	25
	75,686				04 = VOTER TURNOUT - TOTAL	16.64
(CONTINUED FROM PREVIOUS PAGE)	01	02	03	04		
0228 PLAINFIELD PCT 025	1778	.146	.0	8.21		
0229 PLAINFIELD PCT 026	1996	.161	.0	8.07		
0230 PLAINFIELD PCT 027	1229	.115	.0	9.36		
0231 PLAINFIELD PCT 028	1548	.189	.0	12.21		
0232 PLAINFIELD PCT 029	1361	.177	.0	13.01		
0233 PLAINFIELD PCT 030	1335	.206	.0	15.43		
0234 PLAINFIELD PCT 031	1345	.184	.0	13.68		
0235 PLAINFIELD PCT 032	1362	.209	.0	15.35		
0236 PLAINFIELD PCT 033	1429	.394	.0	27.57		
0237 PLAINFIELD PCT 034	1485	.143	.1	9.63		
0238 PLAINFIELD PCT 035	1383	.132	.0	9.54		
0239 REED PCT 001	1520	.422	.0	27.76		
0240 REED PCT 002	1644	.495	.0	30.11		
0241 REED PCT 003	1540	.452	.0	29.35		
0242 TROY PCT 001	2737	.309	.0	11.29		
0243 TROY PCT 002	1775	.175	.0	9.86		
0244 TROY PCT 003	1244	.224	.0	18.01		
0245 TROY PCT 004	1288	.311	.0	24.15		
0246 TROY PCT 005	1145	.357	.0	31.18		
0247 TROY PCT 006	931	.108	.1	11.60		
0248 TROY PCT 007	2081	.162	.0	7.78		
0249 TROY PCT 008	2054	.490	.0	23.86		
0250 TROY PCT 009	1326	.360	.0	27.15		
0251 TROY PCT 010	1784	.180	.0	10.09		
0252 TROY PCT 011	1555	.669	.0	43.02		
0253 TROY PCT 012	900	.322	.0	35.78		
0254 TROY PCT 013	1843	.372	.0	20.18		
0255 TROY PCT 014	1964	.323	.0	16.45		
0256 TROY PCT 015	1333	.155	.0	11.63		
0257 TROY PCT 016	1918	.542	.0	28.26		
0258 TROY PCT 017	1625	.199	.0	12.25		
0259 TROY PCT 018	1495	.287	.0	19.20		
0260 TROY PCT 019	1803	.256	.0	14.20		
0261 TROY PCT 020	1689	.207	.0	12.26		
0262 TROY PCT 021	1646	.242	.0	14.70		
0263 TROY PCT 022	723	.128	.0	17.70		
0264 WASHINGTON PCT 001	1368	.452	.0	33.04		
0265 WASHINGTON PCT 002	1691	.487	.0	28.80		
0266 WASHINGTON PCT 003	1328	.414	.0	31.17		
0267 WESLEY PCT 001	1523	.86	.0	5.65		
0268 WHEATLAND PCT 001	1214	.113	.0	9.31		
0269 WHEATLAND PCT 002	2042	.908	.0	44.47		
0270 WHEATLAND PCT 003	1725	.462	.0	26.78		
0271 WHEATLAND PCT 004	2009	.337	.0	16.77		
0272 WHEATLAND PCT 005	1823	.487	.1	26.71		
0273 WHEATLAND PCT 006	1337	.267	.0	19.97		
0274 WHEATLAND PCT 007	1354	.403	.0	29.76		
0275 WHEATLAND PCT 008	1384	.486	.0	35.12		
0276 WHEATLAND PCT 009	1598	.508	.0	31.79		
0277 WHEATLAND PCT 010	1431	.438	.0	30.61		
0278 WHEATLAND PCT 011	1661	.467	.1	28.12		
0279 WHEATLAND PCT 012	1671	.408	.0	24.42		
0280 WHEATLAND PCT 013	1293	.269	.0	20.80		
0281 WHEATLAND PCT 014	1561	.548	.0	35.11		
0282 WHEATLAND PCT 015	1550	.425	.0	27.42		
0283 WHEATLAND PCT 016	1596	.161	.3	10.09		
0284 WHEATLAND PCT 017	1056	.267	.0	25.28		

RUN DATE: 04/19/23 09:33 AM

REPORT-EL52 PAGE 0006

WITH 310 OF 310 PRECINCTS REPORTING

01 = REGISTERED VOTERS - TOTAL
02 = BALLOTS CAST - TOTAL

TOTAL PERCENT
454,714
75,686

03 = BALLOTS CAST - BLANK
04 = VOTER TURNOUT - TOTAL

TOTAL PERCENT
25
16.64

(CONTINUED FROM PREVIOUS PAGE)

	01	02	03	04
0285 WHEATLAND PCT 018	1549	. 436	. . 0	28.15
0286 WHEATLAND PCT 019	1206	. 163	. . 0	13.52
0287 WHEATLAND PCT 020	1333	. 330	. . 1	24.76
0288 WHEATLAND PCT 021	1386	. 364	. . 0	26.26
0289 WHEATLAND PCT 022	1818	. 209	. . 0	11.50
0290 WHEATLAND PCT 023	1848	. 159	. . 0	8.60
0291 WHEATLAND PCT 024	1992	. 498	. . 0	25.00
0292 WHEATLAND PCT 025	1669	. 168	. . 0	10.07
0293 WHEATLAND PCT 026	2046	. 265	. . 0	12.95
0294 WHEATLAND PCT 027	1166	. 169	. . 0	14.49
0295 WHEATLAND PCT 028	1881	. 215	. . 0	11.43
0296 WHEATLAND PCT 029	1774	. 247	. . 0	13.92
0297 WHEATLAND PCT 030	1722	. 260	. . 0	15.10
0298 WHEATLAND PCT 031	1400	. 167	. . 0	11.93
0299 WHEATLAND PCT 032	1748	. 287	. . 0	16.42
0300 WHEATLAND PCT 033	1682	. 248	. . 0	14.74
0301 WHEATLAND PCT 034	1416	. 230	. . 0	16.24
0302 WHEATLAND PCT 035	838	. 143	. . 0	17.06
0303 WHEATLAND PCT 036	1397	. 172	. . 0	12.31
0304 WHEATLAND PCT 037	1353	. 319	. . 0	23.58
0305 WHEATLAND PCT 038	1133	. 138	. . 0	12.18
0306 WILL PCT 001	1209	. 154	. . 0	12.74
0307 WILMINGTON PCT 001	1394	. 117	. . 0	8.39
0308 WILMINGTON PCT 002	1166	. 91	. . 0	7.80
0309 WILMINGTON PCT 003	1345	. 103	. . 0	7.66
0310 WILTON PCT 001	601	. 192	. . 0	31.95

VOTE BY MAIL (BY PRECINCT)



LAUREN STALEY FERRY
WILL COUNTY CLERK

JOLIET, ILLINOIS

	TOTAL PERCENT					TOTAL PERCENT	
01 = REGISTERED VOTERS - TOTAL	454,714				03 = BALLOTS CAST - BLANK	2	
02 = BALLOTS CAST - TOTAL	15,163				04 = VOTER TURNOUT - TOTAL	3.33	
	01	02	03	04			
0001 CHANNAHON PCT 001	1450	28	0	1.93			
0002 CHANNAHON PCT 002	1833	61	0	3.33			
0003 CHANNAHON PCT 003	1562	66	0	4.23			
0004 CHANNAHON PCT 004	1280	45	0	3.52			
0005 CHANNAHON PCT 005	1617	28	0	1.73			
0006 CRETE PCT 001	1354	21	0	1.55			
0007 CRETE PCT 002	1377	23	0	1.67			
0008 CRETE PCT 003	1391	42	0	3.02			
0009 CRETE PCT 004	1401	65	0	4.64			
0010 CRETE PCT 005	1348	34	0	2.52			
0011 CRETE PCT 006	1384	61	0	4.41			
0012 CRETE PCT 007	1299	43	0	3.31			
0013 CRETE PCT 008	1444	38	0	2.63			
0014 CRETE PCT 009	1267	36	0	2.84			
0015 CRETE PCT 010	1066	37	0	3.47			
0016 CRETE PCT 011	1157	41	0	3.54			
0017 CRETE PCT 012	1131	39	0	3.45			
0018 CUSTER PCT 001	973	25	0	2.57			
0019 DU PAGE PCT 001	1668	94	0	5.64			
0020 DU PAGE PCT 002	1452	103	0	7.09			
0021 DU PAGE PCT 003	1509	82	0	5.43			
0022 DU PAGE PCT 004	1277	37	0	2.90			
0023 DU PAGE PCT 005	1149	32	0	2.79			
0024 DU PAGE PCT 006	1225	54	0	4.41			
0025 DU PAGE PCT 007	1388	74	0	5.33			
0026 DU PAGE PCT 008	1391	37	0	2.66			
0027 DU PAGE PCT 009	1114	34	0	3.05			
0028 DU PAGE PCT 010	1668	61	0	3.66			
0029 DU PAGE PCT 011	1491	62	0	4.16			
0030 DU PAGE PCT 012	1294	66	0	5.10			
0031 DU PAGE PCT 013	1721	55	0	3.20			
0032 DU PAGE PCT 014	1543	71	0	4.60			
0033 DU PAGE PCT 015	1541	72	0	4.67			
0034 DU PAGE PCT 016	1452	57	0	3.93			
0035 DU PAGE PCT 017	1770	45	0	2.54			
0036 DU PAGE PCT 018	1465	40	0	2.73			
0037 DU PAGE PCT 019	1550	33	0	2.13			
0038 DU PAGE PCT 020	1367	38	0	2.78			
0039 DU PAGE PCT 021	1657	36	0	2.17			
0040 DU PAGE PCT 022	1689	49	0	2.90			
0041 DU PAGE PCT 023	1839	56	0	3.05			
0042 DU PAGE PCT 024	1321	52	0	3.94			
0043 DU PAGE PCT 025	1318	51	0	3.87			
0044 DU PAGE PCT 026	1365	27	0	1.98			
0045 DU PAGE PCT 027	1693	41	0	2.42			
0046 DU PAGE PCT 028	1690	32	0	1.89			
0047 DU PAGE PCT 029	1682	30	0	1.78			
0048 DU PAGE PCT 030	1414	39	0	2.76			
0049 DU PAGE PCT 031	903	19	0	2.10			
0050 DU PAGE PCT 032	1905	27	0	1.42			
0051 DU PAGE PCT 033	1506	48	0	3.19			
0052 DU PAGE PCT 034	1023	85	0	8.31			
0053 DU PAGE PCT 035	1203	11	0	.91			
0054 DU PAGE PCT 036	1952	43	0	2.20			
0055 DU PAGE PCT 037	1489	28	0	1.88			
0056 FLORENCE PCT 001	668	23	0	3.44			

	TOTAL PERCENT				TOTAL PERCENT	
01 = REGISTERED VOTERS - TOTAL	454,714				03 = BALLOTS CAST - BLANK	2
02 = BALLOTS CAST - TOTAL	15,163				04 = VOTER TURNOUT - TOTAL	3.33
(CONTINUED FROM PREVIOUS PAGE)	01	02	03	04		
0057 FRANKFORT PCT 001	1998	. 47	. . 0	2.35		
0058 FRANKFORT PCT 002	1598	. 62	. . 0	3.88		
0059 FRANKFORT PCT 003	1684	. 56	. . 0	3.33		
0060 FRANKFORT PCT 004	1430	. 33	. . 0	2.31		
0061 FRANKFORT PCT 005	2017	. 47	. . 0	2.33		
0062 FRANKFORT PCT 006	1467	. 33	. . 0	2.25		
0063 FRANKFORT PCT 007	1389	. 40	. . 0	2.88		
0064 FRANKFORT PCT 008	1408	. 33	. . 0	2.34		
0065 FRANKFORT PCT 009	1491	. 56	. . 0	3.76		
0066 FRANKFORT PCT 010	1485	. 66	. . 0	4.44		
0067 FRANKFORT PCT 011	1347	. 55	. . 0	4.08		
0068 FRANKFORT PCT 012	1228	. 28	. . 0	2.28		
0069 FRANKFORT PCT 013	1257	. 43	. . 0	3.42		
0070 FRANKFORT PCT 014	1448	. 21	. . 0	1.45		
0071 FRANKFORT PCT 015	1913	. 45	. . 0	2.35		
0072 FRANKFORT PCT 016	1456	. 45	. . 0	3.09		
0073 FRANKFORT PCT 017	1923	. 61	. . 1	3.17		
0074 FRANKFORT PCT 018	1450	. 32	. . 0	2.21		
0075 FRANKFORT PCT 019	1670	. 34	. . 0	2.04		
0076 FRANKFORT PCT 020	1483	. 40	. . 0	2.70		
0077 FRANKFORT PCT 021	1825	. 87	. . 0	4.77		
0078 FRANKFORT PCT 022	1465	. 106	. . 0	7.24		
0079 FRANKFORT PCT 023	1299	. 45	. . 0	3.46		
0080 FRANKFORT PCT 024	1372	. 42	. . 0	3.06		
0081 FRANKFORT PCT 025	1293	. 54	. . 0	4.18		
0082 FRANKFORT PCT 026	1497	. 71	. . 0	4.74		
0083 FRANKFORT PCT 027	1405	. 42	. . 0	2.99		
0084 FRANKFORT PCT 028	1980	. 62	. . 0	3.13		
0085 GREEN GARDEN PCT 001	1490	. 25	. . 0	1.68		
0086 GREEN GARDEN PCT 002	1540	. 26	. . 0	1.69		
0087 HOMER PCT 001	1519	. 29	. . 0	1.91		
0088 HOMER PCT 002	1643	. 54	. . 0	3.29		
0089 HOMER PCT 003	1355	. 45	. . 0	3.32		
0090 HOMER PCT 004	1462	. 91	. . 0	6.22		
0091 HOMER PCT 005	1170	. 47	. . 0	4.02		
0092 HOMER PCT 006	1476	. 90	. . 0	6.10		
0093 HOMER PCT 007	1483	. 69	. . 0	4.65		
0094 HOMER PCT 008	1451	. 86	. . 0	5.93		
0095 HOMER PCT 009	1230	. 65	. . 0	5.28		
0096 HOMER PCT 010	998	. 58	. . 0	5.81		
0097 HOMER PCT 011	1513	. 85	. . 0	5.62		
0098 HOMER PCT 012	1603	. 75	. . 0	4.68		
0099 HOMER PCT 013	1399	. 37	. . 0	2.64		
0100 HOMER PCT 014	1496	. 83	. . 0	5.55		
0101 HOMER PCT 015	1849	. 37	. . 0	2.00		
0102 HOMER PCT 016	2065	. 65	. . 0	3.15		
0103 HOMER PCT 017	1619	. 88	. . 0	5.44		
0104 HOMER PCT 018	1947	. 45	. . 0	2.31		
0105 HOMER PCT 019	1678	. 80	. . 0	4.77		
0106 JACKSON PCT 001	1551	. 26	. . 0	1.68		
0107 JACKSON PCT 002	1434	. 35	. . 0	2.44		
0108 JOLIET PCT 001	1381	. 37	. . 0	2.68		
0109 JOLIET PCT 002	1314	. 64	. . 0	4.87		
0110 JOLIET PCT 003	1231	. 36	. . 0	2.92		
0111 JOLIET PCT 004	1311	. 30	. . 0	2.29		
0112 JOLIET PCT 005	1071	. 30	. . 0	2.80		
0113 JOLIET PCT 006	1008	. 20	. . 0	1.98		

	TOTAL PERCENT				TOTAL PERCENT	
01 = REGISTERED VOTERS - TOTAL	454,714				03 = BALLOTS CAST - BLANK	2
02 = BALLOTS CAST - TOTAL	15,163				04 = VOTER TURNOUT - TOTAL	3.33
(CONTINUED FROM PREVIOUS PAGE)	01	02	03	04		
0114 JOLIET PCT 007	1190	38	0	3.19		
0115 JOLIET PCT 008	1110	43	0	3.87		
0116 JOLIET PCT 009	1922	95	0	4.94		
0117 JOLIET PCT 010	1423	67	0	4.71		
0118 JOLIET PCT 011	1358	36	0	2.65		
0119 JOLIET PCT 012	1283	21	0	1.64		
0120 JOLIET PCT 013	1221	12	0	.98		
0121 JOLIET PCT 014	1373	24	0	1.75		
0122 JOLIET PCT 015	1343	23	0	1.71		
0123 JOLIET PCT 016	1277	38	0	2.98		
0124 JOLIET PCT 017	1351	67	0	4.96		
0125 JOLIET PCT 018	1399	106	0	7.58		
0126 JOLIET PCT 019	1174	60	0	5.11		
0127 JOLIET PCT 020	1105	56	0	5.07		
0128 JOLIET PCT 021	671	12	0	1.79		
0129 JOLIET PCT 022	1059	24	0	2.27		
0130 JOLIET PCT 023	1099	26	0	2.37		
0131 JOLIET PCT 024	1163	21	0	1.81		
0132 JOLIET PCT 025	891	64	0	7.18		
0133 JOLIET PCT 026	1228	40	0	3.26		
0134 JOLIET PCT 027	940	12	0	1.28		
0135 JOLIET PCT 028	1036	22	0	2.12		
0136 JOLIET PCT 029	1264	33	0	2.61		
0137 JOLIET PCT 030	1216	19	0	1.56		
0138 JOLIET PCT 031	1228	42	0	3.42		
0139 JOLIET PCT 032	997	23	0	2.31		
0140 JOLIET PCT 033	1127	14	0	1.24		
0141 JOLIET PCT 034	1053	35	0	3.32		
0142 JOLIET PCT 035	1281	56	0	4.37		
0143 JOLIET PCT 036	1017	29	0	2.85		
0144 JOLIET PCT 037	1261	38	0	3.01		
0145 LOCKPORT PCT 001	1804	154	0	8.54		
0146 LOCKPORT PCT 002	1902	34	0	1.79		
0147 LOCKPORT PCT 003	1701	46	0	2.70		
0148 LOCKPORT PCT 004	1438	48	0	3.34		
0149 LOCKPORT PCT 005	1434	38	0	2.65		
0150 LOCKPORT PCT 006	1986	26	0	1.31		
0151 LOCKPORT PCT 007	1960	21	0	1.07		
0152 LOCKPORT PCT 008	1676	22	0	1.31		
0153 LOCKPORT PCT 009	2129	120	0	5.64		
0154 LOCKPORT PCT 010	1528	39	0	2.55		
0155 LOCKPORT PCT 011	1448	45	0	3.11		
0156 LOCKPORT PCT 012	1548	43	0	2.78		
0157 LOCKPORT PCT 013	1960	169	0	8.62		
0158 LOCKPORT PCT 014	1385	37	1	2.67		
0159 LOCKPORT PCT 015	1335	10	0	.75		
0160 LOCKPORT PCT 016	1571	38	0	2.42		
0161 LOCKPORT PCT 017	1479	67	0	4.53		
0162 LOCKPORT PCT 018	1643	36	0	2.19		
0163 LOCKPORT PCT 019	1375	82	0	5.96		
0164 LOCKPORT PCT 020	1234	44	0	3.57		
0165 LOCKPORT PCT 021	1360	52	0	3.82		
0166 LOCKPORT PCT 022	1207	33	0	2.73		
0167 LOCKPORT PCT 023	1057	27	0	2.55		
0168 LOCKPORT PCT 024	908	12	0	1.32		
0169 MANHATTAN PCT 001	1650	45	0	2.73		
0170 MANHATTAN PCT 002	1835	50	0	2.72		

	TOTAL PERCENT				TOTAL PERCENT	
01 = REGISTERED VOTERS - TOTAL	454,714				03 = BALLOTS CAST - BLANK	2
02 = BALLOTS CAST - TOTAL	15,163				04 = VOTER TURNOUT - TOTAL	3.33
(CONTINUED FROM PREVIOUS PAGE)	01	02	03	04		
0171 MANHATTAN PCT 003	1359	30	0	2.21		
0172 MANHATTAN PCT 004	1623	27	0	1.66		
0173 MANHATTAN PCT 005	1728	32	0	1.85		
0174 MONEE PCT 001	1204	46	0	3.82		
0175 MONEE PCT 002	1346	39	0	2.90		
0176 MONEE PCT 003	1470	29	0	1.97		
0177 MONEE PCT 004	1518	51	0	3.36		
0178 MONEE PCT 005	1180	39	0	3.31		
0179 MONEE PCT 006	868	31	0	3.57		
0180 MONEE PCT 007	1175	58	0	4.94		
0181 MONEE PCT 008	1285	32	0	2.49		
0182 NEW LENOX PCT 001	1382	35	0	2.53		
0183 NEW LENOX PCT 002	1891	47	0	2.49		
0184 NEW LENOX PCT 003	1249	44	0	3.52		
0185 NEW LENOX PCT 004	1008	37	0	3.67		
0186 NEW LENOX PCT 005	1290	28	0	2.17		
0187 NEW LENOX PCT 006	1523	40	0	2.63		
0188 NEW LENOX PCT 007	1606	49	0	3.05		
0189 NEW LENOX PCT 008	1407	38	0	2.70		
0190 NEW LENOX PCT 009	925	21	0	2.27		
0191 NEW LENOX PCT 010	1636	69	0	4.22		
0192 NEW LENOX PCT 011	1788	42	0	2.35		
0193 NEW LENOX PCT 012	1370	36	0	2.63		
0194 NEW LENOX PCT 013	1759	65	0	3.70		
0195 NEW LENOX PCT 014	2023	41	0	2.03		
0196 NEW LENOX PCT 015	1544	59	0	3.82		
0197 NEW LENOX PCT 016	1322	41	0	3.10		
0198 NEW LENOX PCT 017	1390	64	0	4.60		
0199 NEW LENOX PCT 018	1711	40	0	2.34		
0200 NEW LENOX PCT 019	2011	41	0	2.04		
0201 NEW LENOX PCT 020	2115	65	0	3.07		
0202 PEOTONE PCT 001	1506	38	0	2.52		
0203 PEOTONE PCT 002	1567	52	0	3.32		
0204 PLAINFIELD PCT 001	1617	44	0	2.72		
0205 PLAINFIELD PCT 002	1604	47	0	2.93		
0206 PLAINFIELD PCT 003	1332	51	0	3.83		
0207 PLAINFIELD PCT 004	1434	17	0	1.19		
0208 PLAINFIELD PCT 005	1486	40	0	2.69		
0209 PLAINFIELD PCT 006	985	11	0	1.12		
0210 PLAINFIELD PCT 007	1995	26	0	1.30		
0211 PLAINFIELD PCT 008	1583	45	0	2.84		
0212 PLAINFIELD PCT 009	1835	63	0	3.43		
0213 PLAINFIELD PCT 010	1270	59	0	4.65		
0214 PLAINFIELD PCT 011	821	17	0	2.07		
0215 PLAINFIELD PCT 012	1685	20	0	1.19		
0216 PLAINFIELD PCT 013	2217	64	0	2.89		
0217 PLAINFIELD PCT 014	1935	66	0	3.41		
0218 PLAINFIELD PCT 015	2028	102	0	5.03		
0219 PLAINFIELD PCT 016	1781	64	0	3.59		
0220 PLAINFIELD PCT 017	1723	41	0	2.38		
0221 PLAINFIELD PCT 018	1320	42	0	3.18		
0222 PLAINFIELD PCT 019	1811	39	0	2.15		
0223 PLAINFIELD PCT 020	1839	65	0	3.53		
0224 PLAINFIELD PCT 021	1254	48	0	3.83		
0225 PLAINFIELD PCT 022	1049	30	0	2.86		
0226 PLAINFIELD PCT 023	1152	40	0	3.47		
0227 PLAINFIELD PCT 024	1214	75	0	6.18		

	TOTAL PERCENT				TOTAL PERCENT	
01 = REGISTERED VOTERS - TOTAL	454,714				03 = BALLOTS CAST - BLANK	2
02 = BALLOTS CAST - TOTAL	15,163				04 = VOTER TURNOUT - TOTAL	3.33
(CONTINUED FROM PREVIOUS PAGE)	01	02	03	04		
0228 PLAINFIELD PCT 025	1778	.39	.0	2.19		
0229 PLAINFIELD PCT 026	1996	.55	.0	2.76		
0230 PLAINFIELD PCT 027	1229	.31	.0	2.52		
0231 PLAINFIELD PCT 028	1548	.31	.0	2.00		
0232 PLAINFIELD PCT 029	1361	.42	.0	3.09		
0233 PLAINFIELD PCT 030	1335	.48	.0	3.60		
0234 PLAINFIELD PCT 031	1345	.45	.0	3.35		
0235 PLAINFIELD PCT 032	1362	.41	.0	3.01		
0236 PLAINFIELD PCT 033	1429	.95	.0	6.65		
0237 PLAINFIELD PCT 034	1485	.32	.0	2.15		
0238 PLAINFIELD PCT 035	1383	.24	.0	1.74		
0239 REED PCT 001	1520	.33	.0	2.17		
0240 REED PCT 002	1644	.72	.0	4.38		
0241 REED PCT 003	1540	.48	.0	3.12		
0242 TROY PCT 001	2737	.60	.0	2.19		
0243 TROY PCT 002	1775	.40	.0	2.25		
0244 TROY PCT 003	1244	.54	.0	4.34		
0245 TROY PCT 004	1288	.50	.0	3.88		
0246 TROY PCT 005	1145	.91	.0	7.95		
0247 TROY PCT 006	931	.30	.0	3.22		
0248 TROY PCT 007	2081	.52	.0	2.50		
0249 TROY PCT 008	2054	.116	.0	5.65		
0250 TROY PCT 009	1326	.67	.0	5.05		
0251 TROY PCT 010	1784	.51	.0	2.86		
0252 TROY PCT 011	1555	.124	.0	7.97		
0253 TROY PCT 012	900	.45	.0	5.00		
0254 TROY PCT 013	1843	.113	.0	6.13		
0255 TROY PCT 014	1964	.73	.0	3.72		
0256 TROY PCT 015	1333	.46	.0	3.45		
0257 TROY PCT 016	1918	.143	.0	7.46		
0258 TROY PCT 017	1625	.46	.0	2.83		
0259 TROY PCT 018	1495	.60	.0	4.01		
0260 TROY PCT 019	1803	.22	.0	1.22		
0261 TROY PCT 020	1689	.35	.0	2.07		
0262 TROY PCT 021	1646	.39	.0	2.37		
0263 TROY PCT 022	723	.22	.0	3.04		
0264 WASHINGTON PCT 001	1368	.43	.0	3.14		
0265 WASHINGTON PCT 002	1691	.54	.0	3.19		
0266 WASHINGTON PCT 003	1328	.35	.0	2.64		
0267 WESLEY PCT 001	1523	.28	.0	1.84		
0268 WHEATLAND PCT 001	1214	.30	.0	2.47		
0269 WHEATLAND PCT 002	2042	.259	.0	12.68		
0270 WHEATLAND PCT 003	1725	.65	.0	3.77		
0271 WHEATLAND PCT 004	2009	.74	.0	3.68		
0272 WHEATLAND PCT 005	1823	.70	.0	3.84		
0273 WHEATLAND PCT 006	1337	.46	.0	3.44		
0274 WHEATLAND PCT 007	1354	.47	.0	3.47		
0275 WHEATLAND PCT 008	1384	.82	.0	5.92		
0276 WHEATLAND PCT 009	1598	.73	.0	4.57		
0277 WHEATLAND PCT 010	1431	.69	.0	4.82		
0278 WHEATLAND PCT 011	1661	.98	.0	5.90		
0279 WHEATLAND PCT 012	1671	.53	.0	3.17		
0280 WHEATLAND PCT 013	1293	.69	.0	5.34		
0281 WHEATLAND PCT 014	1561	.81	.0	5.19		
0282 WHEATLAND PCT 015	1550	.64	.0	4.13		
0283 WHEATLAND PCT 016	1596	.45	.0	2.82		
0284 WHEATLAND PCT 017	1056	.38	.0	3.60		

	TOTAL PERCENT				TOTAL PERCENT	
01 = REGISTERED VOTERS - TOTAL	454,714				03 = BALLOTS CAST - BLANK	2
02 = BALLOTS CAST - TOTAL	15,163				04 = VOTER TURNOUT - TOTAL	3.33
(CONTINUED FROM PREVIOUS PAGE)	01	02	03	04		
0285 WHEATLAND PCT 018	1549	.68	.00	4.39		
0286 WHEATLAND PCT 019	1206	.46	.00	3.81		
0287 WHEATLAND PCT 020	1333	.33	.00	2.48		
0288 WHEATLAND PCT 021	1386	.53	.00	3.82		
0289 WHEATLAND PCT 022	1818	.61	.00	3.36		
0290 WHEATLAND PCT 023	1848	.47	.00	2.54		
0291 WHEATLAND PCT 024	1992	.54	.00	2.71		
0292 WHEATLAND PCT 025	1669	.41	.00	2.46		
0293 WHEATLAND PCT 026	2046	.70	.00	3.42		
0294 WHEATLAND PCT 027	1166	.35	.00	3.00		
0295 WHEATLAND PCT 028	1881	.51	.00	2.71		
0296 WHEATLAND PCT 029	1774	.65	.00	3.66		
0297 WHEATLAND PCT 030	1722	.57	.00	3.31		
0298 WHEATLAND PCT 031	1400	.38	.00	2.71		
0299 WHEATLAND PCT 032	1748	.32	.00	1.83		
0300 WHEATLAND PCT 033	1682	.55	.00	3.27		
0301 WHEATLAND PCT 034	1416	.40	.00	2.82		
0302 WHEATLAND PCT 035	838	.21	.00	2.51		
0303 WHEATLAND PCT 036	1397	.50	.00	3.58		
0304 WHEATLAND PCT 037	1353	.49	.00	3.62		
0305 WHEATLAND PCT 038	1133	.49	.00	4.32		
0306 WILL PCT 001	1209	.22	.00	1.82		
0307 WILMINGTON PCT 001	1394	.33	.00	2.37		
0308 WILMINGTON PCT 002	1166	.28	.00	2.40		
0309 WILMINGTON PCT 003	1345	.29	.00	2.16		
0310 WILTON PCT 001	601	.21	.00	3.49		

EARLY VOTING (BY PRECINCT)



LAUREN STALEY FERRY
WILL COUNTY CLERK

JOLIET, ILLINOIS

	TOTAL PERCENT					TOTAL PERCENT	
01 = REGISTERED VOTERS - TOTAL	454,714				03 = BALLOTS CAST - BLANK	4	
02 = BALLOTS CAST - TOTAL	14,057				04 = VOTER TURNOUT - TOTAL	3.09	
	01	02	03	04			
0001 CHANNAHON PCT 001	1450	34	0	2.34			
0002 CHANNAHON PCT 002	1833	66	0	3.60			
0003 CHANNAHON PCT 003	1562	53	0	3.39			
0004 CHANNAHON PCT 004	1280	52	0	4.06			
0005 CHANNAHON PCT 005	1617	31	0	1.92			
0006 CRETE PCT 001	1354	15	0	1.11			
0007 CRETE PCT 002	1377	15	0	1.09			
0008 CRETE PCT 003	1391	29	0	2.08			
0009 CRETE PCT 004	1401	15	0	1.07			
0010 CRETE PCT 005	1348	8	0	.59			
0011 CRETE PCT 006	1384	21	0	1.52			
0012 CRETE PCT 007	1299	12	0	.92			
0013 CRETE PCT 008	1444	20	0	1.39			
0014 CRETE PCT 009	1267	9	0	.71			
0015 CRETE PCT 010	1066	1	0	.09			
0016 CRETE PCT 011	1157	7	0	.61			
0017 CRETE PCT 012	1131	12	0	1.06			
0018 CUSTER PCT 001	973	3	0	.31			
0019 DU PAGE PCT 001	1668	82	0	4.92			
0020 DU PAGE PCT 002	1452	113	0	7.78			
0021 DU PAGE PCT 003	1509	102	0	6.76			
0022 DU PAGE PCT 004	1277	32	0	2.51			
0023 DU PAGE PCT 005	1149	50	0	4.35			
0024 DU PAGE PCT 006	1225	66	0	5.39			
0025 DU PAGE PCT 007	1388	66	0	4.76			
0026 DU PAGE PCT 008	1391	73	0	5.25			
0027 DU PAGE PCT 009	1114	28	0	2.51			
0028 DU PAGE PCT 010	1668	66	0	3.96			
0029 DU PAGE PCT 011	1491	76	0	5.10			
0030 DU PAGE PCT 012	1294	48	0	3.71			
0031 DU PAGE PCT 013	1721	39	0	2.27			
0032 DU PAGE PCT 014	1543	80	0	5.18			
0033 DU PAGE PCT 015	1541	68	0	4.41			
0034 DU PAGE PCT 016	1452	57	0	3.93			
0035 DU PAGE PCT 017	1770	62	0	3.50			
0036 DU PAGE PCT 018	1465	62	0	4.23			
0037 DU PAGE PCT 019	1550	60	0	3.87			
0038 DU PAGE PCT 020	1367	45	0	3.29			
0039 DU PAGE PCT 021	1657	64	0	3.86			
0040 DU PAGE PCT 022	1689	51	0	3.02			
0041 DU PAGE PCT 023	1839	67	0	3.64			
0042 DU PAGE PCT 024	1321	78	0	5.90			
0043 DU PAGE PCT 025	1318	44	0	3.34			
0044 DU PAGE PCT 026	1365	57	0	4.18			
0045 DU PAGE PCT 027	1693	61	0	3.60			
0046 DU PAGE PCT 028	1690	41	0	2.43			
0047 DU PAGE PCT 029	1682	41	0	2.44			
0048 DU PAGE PCT 030	1414	55	0	3.89			
0049 DU PAGE PCT 031	903	21	0	2.33			
0050 DU PAGE PCT 032	1905	16	0	.84			
0051 DU PAGE PCT 033	1506	14	0	.93			
0052 DU PAGE PCT 034	1023	2	0	.20			
0053 DU PAGE PCT 035	1203	3	0	.25			
0054 DU PAGE PCT 036	1952	15	0	.77			
0055 DU PAGE PCT 037	1489	10	0	.67			
0056 FLORENCE PCT 001	668	0	0	.00			

	TOTAL PERCENT				TOTAL PERCENT	
01 = REGISTERED VOTERS - TOTAL	454,714				03 = BALLOTS CAST - BLANK	4
02 = BALLOTS CAST - TOTAL	14,057				04 = VOTER TURNOUT - TOTAL	3.09
(CONTINUED FROM PREVIOUS PAGE)	01	02	03	04		
0057 FRANKFORT PCT 001	1998	51	0	2.55		
0058 FRANKFORT PCT 002	1598	44	0	2.75		
0059 FRANKFORT PCT 003	1684	33	0	1.96		
0060 FRANKFORT PCT 004	1430	24	0	1.68		
0061 FRANKFORT PCT 005	2017	48	0	2.38		
0062 FRANKFORT PCT 006	1467	37	0	2.52		
0063 FRANKFORT PCT 007	1389	30	0	2.16		
0064 FRANKFORT PCT 008	1408	13	0	.92		
0065 FRANKFORT PCT 009	1491	13	0	.87		
0066 FRANKFORT PCT 010	1485	14	0	.94		
0067 FRANKFORT PCT 011	1347	99	0	7.35		
0068 FRANKFORT PCT 012	1228	31	0	2.52		
0069 FRANKFORT PCT 013	1257	44	0	3.50		
0070 FRANKFORT PCT 014	1448	9	0	.62		
0071 FRANKFORT PCT 015	1913	32	0	1.67		
0072 FRANKFORT PCT 016	1456	51	0	3.50		
0073 FRANKFORT PCT 017	1923	60	0	3.12		
0074 FRANKFORT PCT 018	1450	93	0	6.41		
0075 FRANKFORT PCT 019	1670	31	0	1.86		
0076 FRANKFORT PCT 020	1483	29	0	1.96		
0077 FRANKFORT PCT 021	1825	146	0	8.00		
0078 FRANKFORT PCT 022	1465	115	0	7.85		
0079 FRANKFORT PCT 023	1299	107	0	8.24		
0080 FRANKFORT PCT 024	1372	48	0	3.50		
0081 FRANKFORT PCT 025	1293	115	0	8.89		
0082 FRANKFORT PCT 026	1497	109	1	7.28		
0083 FRANKFORT PCT 027	1405	92	0	6.55		
0084 FRANKFORT PCT 028	1980	75	0	3.79		
0085 GREEN GARDEN PCT 001	1490	3	0	.20		
0086 GREEN GARDEN PCT 002	1540	4	0	.26		
0087 HOMER PCT 001	1519	12	0	.79		
0088 HOMER PCT 002	1643	92	0	5.60		
0089 HOMER PCT 003	1355	85	0	6.27		
0090 HOMER PCT 004	1462	130	0	8.89		
0091 HOMER PCT 005	1170	94	0	8.03		
0092 HOMER PCT 006	1476	77	0	5.22		
0093 HOMER PCT 007	1483	81	0	5.46		
0094 HOMER PCT 008	1451	94	0	6.48		
0095 HOMER PCT 009	1230	41	0	3.33		
0096 HOMER PCT 010	998	46	0	4.61		
0097 HOMER PCT 011	1513	128	0	8.46		
0098 HOMER PCT 012	1603	77	0	4.80		
0099 HOMER PCT 013	1399	39	0	2.79		
0100 HOMER PCT 014	1496	67	0	4.48		
0101 HOMER PCT 015	1849	48	0	2.60		
0102 HOMER PCT 016	2065	30	0	1.45		
0103 HOMER PCT 017	1619	85	0	5.25		
0104 HOMER PCT 018	1947	41	0	2.11		
0105 HOMER PCT 019	1678	46	0	2.74		
0106 JACKSON PCT 001	1551	24	0	1.55		
0107 JACKSON PCT 002	1434	16	0	1.12		
0108 JOLIET PCT 001	1381	45	0	3.26		
0109 JOLIET PCT 002	1314	31	0	2.36		
0110 JOLIET PCT 003	1231	40	0	3.25		
0111 JOLIET PCT 004	1311	31	0	2.36		
0112 JOLIET PCT 005	1071	48	0	4.48		
0113 JOLIET PCT 006	1008	67	0	6.65		

	TOTAL PERCENT				TOTAL PERCENT	
01 = REGISTERED VOTERS - TOTAL	454,714				03 = BALLOTS CAST - BLANK	4
02 = BALLOTS CAST - TOTAL	14,057				04 = VOTER TURNOUT - TOTAL	3.09
(CONTINUED FROM PREVIOUS PAGE)	01	02	03	04		
0114 JOLIET PCT 007	1190	33	0	2.77		
0115 JOLIET PCT 008	1110	35	0	3.15		
0116 JOLIET PCT 009	1922	64	2	3.33		
0117 JOLIET PCT 010	1423	43	0	3.02		
0118 JOLIET PCT 011	1358	41	0	3.02		
0119 JOLIET PCT 012	1283	44	0	3.43		
0120 JOLIET PCT 013	1221	51	1	4.18		
0121 JOLIET PCT 014	1373	44	0	3.20		
0122 JOLIET PCT 015	1343	19	0	1.41		
0123 JOLIET PCT 016	1277	31	0	2.43		
0124 JOLIET PCT 017	1351	73	0	5.40		
0125 JOLIET PCT 018	1399	95	0	6.79		
0126 JOLIET PCT 019	1174	80	0	6.81		
0127 JOLIET PCT 020	1105	78	0	7.06		
0128 JOLIET PCT 021	671	20	0	2.98		
0129 JOLIET PCT 022	1059	34	0	3.21		
0130 JOLIET PCT 023	1099	46	0	4.19		
0131 JOLIET PCT 024	1163	16	0	1.38		
0132 JOLIET PCT 025	891	31	0	3.48		
0133 JOLIET PCT 026	1228	27	0	2.20		
0134 JOLIET PCT 027	940	44	0	4.68		
0135 JOLIET PCT 028	1036	38	0	3.67		
0136 JOLIET PCT 029	1264	57	0	4.51		
0137 JOLIET PCT 030	1216	14	0	1.15		
0138 JOLIET PCT 031	1228	43	0	3.50		
0139 JOLIET PCT 032	997	33	0	3.31		
0140 JOLIET PCT 033	1127	12	0	1.06		
0141 JOLIET PCT 034	1053	66	0	6.27		
0142 JOLIET PCT 035	1281	49	0	3.83		
0143 JOLIET PCT 036	1017	36	0	3.54		
0144 JOLIET PCT 037	1261	28	0	2.22		
0145 LOCKPORT PCT 001	1804	21	0	1.16		
0146 LOCKPORT PCT 002	1902	19	0	1.00		
0147 LOCKPORT PCT 003	1701	10	0	.59		
0148 LOCKPORT PCT 004	1438	3	0	.21		
0149 LOCKPORT PCT 005	1434	30	0	2.09		
0150 LOCKPORT PCT 006	1986	6	0	.30		
0151 LOCKPORT PCT 007	1960	5	0	.26		
0152 LOCKPORT PCT 008	1676	5	0	.30		
0153 LOCKPORT PCT 009	2129	21	0	.99		
0154 LOCKPORT PCT 010	1528	25	0	1.64		
0155 LOCKPORT PCT 011	1448	50	0	3.45		
0156 LOCKPORT PCT 012	1548	39	0	2.52		
0157 LOCKPORT PCT 013	1960	24	0	1.22		
0158 LOCKPORT PCT 014	1385	8	0	.58		
0159 LOCKPORT PCT 015	1335	7	0	.52		
0160 LOCKPORT PCT 016	1571	51	0	3.25		
0161 LOCKPORT PCT 017	1479	83	0	5.61		
0162 LOCKPORT PCT 018	1643	34	0	2.07		
0163 LOCKPORT PCT 019	1375	44	0	3.20		
0164 LOCKPORT PCT 020	1234	10	0	.81		
0165 LOCKPORT PCT 021	1360	11	0	.81		
0166 LOCKPORT PCT 022	1207	13	0	1.08		
0167 LOCKPORT PCT 023	1057	11	0	1.04		
0168 LOCKPORT PCT 024	908	9	0	.99		
0169 MANHATTAN PCT 001	1650	28	0	1.70		
0170 MANHATTAN PCT 002	1835	33	0	1.80		

	TOTAL PERCENT				TOTAL PERCENT	
01 = REGISTERED VOTERS - TOTAL	454,714				03 = BALLOTS CAST - BLANK	4
02 = BALLOTS CAST - TOTAL	14,057				04 = VOTER TURNOUT - TOTAL	3.09
(CONTINUED FROM PREVIOUS PAGE)	01	02	03	04		
0171 MANHATTAN PCT 003	1359	23	0	1.69		
0172 MANHATTAN PCT 004	1623	40	0	2.46		
0173 MANHATTAN PCT 005	1728	43	0	2.49		
0174 MONEE PCT 001	1204	11	0	.91		
0175 MONEE PCT 002	1346	37	0	2.75		
0176 MONEE PCT 003	1470	15	0	1.02		
0177 MONEE PCT 004	1518	40	0	2.64		
0178 MONEE PCT 005	1180	35	0	2.97		
0179 MONEE PCT 006	868	20	0	2.30		
0180 MONEE PCT 007	1175	35	0	2.98		
0181 MONEE PCT 008	1285	10	0	.78		
0182 NEW LENOX PCT 001	1382	30	0	2.17		
0183 NEW LENOX PCT 002	1891	42	0	2.22		
0184 NEW LENOX PCT 003	1249	25	0	2.00		
0185 NEW LENOX PCT 004	1008	23	0	2.28		
0186 NEW LENOX PCT 005	1290	26	0	2.02		
0187 NEW LENOX PCT 006	1523	19	0	1.25		
0188 NEW LENOX PCT 007	1606	47	0	2.93		
0189 NEW LENOX PCT 008	1407	40	0	2.84		
0190 NEW LENOX PCT 009	925	23	0	2.49		
0191 NEW LENOX PCT 010	1636	49	0	3.00		
0192 NEW LENOX PCT 011	1788	52	0	2.91		
0193 NEW LENOX PCT 012	1370	17	0	1.24		
0194 NEW LENOX PCT 013	1759	42	0	2.39		
0195 NEW LENOX PCT 014	2023	47	0	2.32		
0196 NEW LENOX PCT 015	1544	42	0	2.72		
0197 NEW LENOX PCT 016	1322	40	0	3.03		
0198 NEW LENOX PCT 017	1390	44	0	3.17		
0199 NEW LENOX PCT 018	1711	31	0	1.81		
0200 NEW LENOX PCT 019	2011	55	0	2.73		
0201 NEW LENOX PCT 020	2115	62	0	2.93		
0202 PEOTONE PCT 001	1506	8	0	.53		
0203 PEOTONE PCT 002	1567	3	0	.19		
0204 PLAINFIELD PCT 001	1617	27	0	1.67		
0205 PLAINFIELD PCT 002	1604	30	0	1.87		
0206 PLAINFIELD PCT 003	1332	22	0	1.65		
0207 PLAINFIELD PCT 004	1434	6	0	.42		
0208 PLAINFIELD PCT 005	1486	3	0	.20		
0209 PLAINFIELD PCT 006	985	4	0	.41		
0210 PLAINFIELD PCT 007	1995	8	0	.40		
0211 PLAINFIELD PCT 008	1583	20	0	1.26		
0212 PLAINFIELD PCT 009	1835	36	0	1.96		
0213 PLAINFIELD PCT 010	1270	52	0	4.09		
0214 PLAINFIELD PCT 011	821	3	0	.37		
0215 PLAINFIELD PCT 012	1685	4	0	.24		
0216 PLAINFIELD PCT 013	2217	26	0	1.17		
0217 PLAINFIELD PCT 014	1935	52	0	2.69		
0218 PLAINFIELD PCT 015	2028	44	0	2.17		
0219 PLAINFIELD PCT 016	1781	29	0	1.63		
0220 PLAINFIELD PCT 017	1723	11	0	.64		
0221 PLAINFIELD PCT 018	1320	23	0	1.74		
0222 PLAINFIELD PCT 019	1811	21	0	1.16		
0223 PLAINFIELD PCT 020	1839	48	0	2.61		
0224 PLAINFIELD PCT 021	1254	41	0	3.27		
0225 PLAINFIELD PCT 022	1049	11	0	1.05		
0226 PLAINFIELD PCT 023	1152	16	0	1.39		
0227 PLAINFIELD PCT 024	1214	28	0	2.31		

	TOTAL PERCENT				TOTAL PERCENT	
01 = REGISTERED VOTERS - TOTAL	454,714				03 = BALLOTS CAST - BLANK	4
02 = BALLOTS CAST - TOTAL	14,057				04 = VOTER TURNOUT - TOTAL	3.09
(CONTINUED FROM PREVIOUS PAGE)	01	02	03	04		
0228 PLAINFIELD PCT 025	1778	. 9	. . 0	. . 51		
0229 PLAINFIELD PCT 026	1996	. 18	. . 0	. . 90		
0230 PLAINFIELD PCT 027	1229	. . 9	. . 0	. . 73		
0231 PLAINFIELD PCT 028	1548	. 10	. . 0	. . 65		
0232 PLAINFIELD PCT 029	1361	. 18	. . 0	1.32		
0233 PLAINFIELD PCT 030	1335	. 27	. . 0	2.02		
0234 PLAINFIELD PCT 031	1345	. 16	. . 0	1.19		
0235 PLAINFIELD PCT 032	1362	. 22	. . 0	1.62		
0236 PLAINFIELD PCT 033	1429	. 55	. . 0	3.85		
0237 PLAINFIELD PCT 034	1485	. 12	. . 0	. 81		
0238 PLAINFIELD PCT 035	1383	. 10	. . 0	. 72		
0239 REED PCT 001	1520	. 82	. . 0	5.39		
0240 REED PCT 002	1644	. 88	. . 0	5.35		
0241 REED PCT 003	1540	. 87	. . 0	5.65		
0242 TROY PCT 001	2737	. 51	. . 0	1.86		
0243 TROY PCT 002	1775	. 35	. . 0	1.97		
0244 TROY PCT 003	1244	. 16	. . 0	1.29		
0245 TROY PCT 004	1288	. 41	. . 0	3.18		
0246 TROY PCT 005	1145	. 69	. . 0	6.03		
0247 TROY PCT 006	931	. . 9	. . 0	. 97		
0248 TROY PCT 007	2081	. 31	. . 0	1.49		
0249 TROY PCT 008	2054	. 134	. . 0	6.52		
0250 TROY PCT 009	1326	. 53	. . 0	4.00		
0251 TROY PCT 010	1784	. 24	. . 0	1.35		
0252 TROY PCT 011	1555	. 176	. . 0	11.32		
0253 TROY PCT 012	900	. 64	. . 0	7.11		
0254 TROY PCT 013	1843	. 56	. . 0	3.04		
0255 TROY PCT 014	1964	. 59	. . 0	3.00		
0256 TROY PCT 015	1333	. 11	. . 0	. 83		
0257 TROY PCT 016	1918	. 134	. . 0	6.99		
0258 TROY PCT 017	1625	. 38	. . 0	2.34		
0259 TROY PCT 018	1495	. 44	. . 0	2.94		
0260 TROY PCT 019	1803	. 49	. . 0	2.72		
0261 TROY PCT 020	1689	. 46	. . 0	2.72		
0262 TROY PCT 021	1646	. 55	. . 0	3.34		
0263 TROY PCT 022	723	. 17	. . 0	2.35		
0264 WASHINGTON PCT 001	1368	. 82	. . 0	5.99		
0265 WASHINGTON PCT 002	1691	. 90	. . 0	5.32		
0266 WASHINGTON PCT 003	1328	. 60	. . 0	4.52		
0267 WESLEY PCT 001	1523	. . 7	. . 0	. 46		
0268 WHEATLAND PCT 001	1214	. 18	. . 0	1.48		
0269 WHEATLAND PCT 002	2042	. 353	. . 0	17.29		
0270 WHEATLAND PCT 003	1725	. 140	. . 0	8.12		
0271 WHEATLAND PCT 004	2009	. 81	. . 0	4.03		
0272 WHEATLAND PCT 005	1823	. 142	. . 0	7.79		
0273 WHEATLAND PCT 006	1337	. 51	. . 0	3.81		
0274 WHEATLAND PCT 007	1354	. 103	. . 0	7.61		
0275 WHEATLAND PCT 008	1384	. 85	. . 0	6.14		
0276 WHEATLAND PCT 009	1598	. 130	. . 0	8.14		
0277 WHEATLAND PCT 010	1431	. 117	. . 0	8.18		
0278 WHEATLAND PCT 011	1661	. 184	. . 0	11.08		
0279 WHEATLAND PCT 012	1671	. 153	. . 0	9.16		
0280 WHEATLAND PCT 013	1293	. 82	. . 0	6.34		
0281 WHEATLAND PCT 014	1561	. 152	. . 0	9.74		
0282 WHEATLAND PCT 015	1550	. 114	. . 0	7.35		
0283 WHEATLAND PCT 016	1596	. 21	. . 0	1.32		
0284 WHEATLAND PCT 017	1056	. 61	. . 0	5.78		

	TOTAL PERCENT					TOTAL PERCENT	
01 = REGISTERED VOTERS - TOTAL	454,714				03 = BALLOTS CAST - BLANK	4	
02 = BALLOTS CAST - TOTAL	14,057				04 = VOTER TURNOUT - TOTAL		3.09
(CONTINUED FROM PREVIOUS PAGE)	01	02	03	04			
0285 WHEATLAND PCT 018	1549	. 117	. . 0	7.55			
0286 WHEATLAND PCT 019	1206	. 20	. . 0	1.66			
0287 WHEATLAND PCT 020	1333	. 69	. . 0	5.18			
0288 WHEATLAND PCT 021	1386	. 97	. . 0	7.00			
0289 WHEATLAND PCT 022	1818	. 45	. . 0	2.48			
0290 WHEATLAND PCT 023	1848	. 22	. . 0	1.19			
0291 WHEATLAND PCT 024	1992	. 119	. . 0	5.97			
0292 WHEATLAND PCT 025	1669	. 20	. . 0	1.20			
0293 WHEATLAND PCT 026	2046	. 24	. . 0	1.17			
0294 WHEATLAND PCT 027	1166	. 34	. . 0	2.92			
0295 WHEATLAND PCT 028	1881	. 31	. . 0	1.65			
0296 WHEATLAND PCT 029	1774	. 34	. . 0	1.92			
0297 WHEATLAND PCT 030	1722	. 43	. . 0	2.50			
0298 WHEATLAND PCT 031	1400	. 33	. . 0	2.36			
0299 WHEATLAND PCT 032	1748	. 68	. . 0	3.89			
0300 WHEATLAND PCT 033	1682	. 32	. . 0	1.90			
0301 WHEATLAND PCT 034	1416	. 41	. . 0	2.90			
0302 WHEATLAND PCT 035	838	. 48	. . 0	5.73			
0303 WHEATLAND PCT 036	1397	. 25	. . 0	1.79			
0304 WHEATLAND PCT 037	1353	. 92	. . 0	6.80			
0305 WHEATLAND PCT 038	1133	. 25	. . 0	2.21			
0306 WILL PCT 001	1209	. . 2	. . 0	. .17			
0307 WILMINGTON PCT 001	1394	. . 1	. . 0	. .07			
0308 WILMINGTON PCT 002	1166	. . 1	. . 0	. .09			
0309 WILMINGTON PCT 003	1345	. . 4	. . 0	. .30			
0310 WILTON PCT 001	601	. 10	. . 0	1.66			

ELECTION DAY (BY PRECINCT)



LAUREN STALEY FERRY
WILL COUNTY CLERK

JOLIET, ILLINOIS

	TOTAL PERCENT					TOTAL PERCENT	
01 = REGISTERED VOTERS - TOTAL	454,714				03 = BALLOTS CAST - BLANK	17	
02 = BALLOTS CAST - TOTAL	41,920				04 = VOTER TURNOUT - TOTAL	9.22	
	01	02	03	04			
0001 CHANNAHON PCT 001	1450	.121	. . . 0	8.34			
0002 CHANNAHON PCT 002	1833	.231	. . . 0	12.60			
0003 CHANNAHON PCT 003	1562	.216	. . . 0	13.83			
0004 CHANNAHON PCT 004	1280	.210	. . . 0	16.41			
0005 CHANNAHON PCT 005	1617	.166	. . . 0	10.27			
0006 CRETE PCT 001	1354	.104	. . . 0	7.68			
0007 CRETE PCT 002	1377	.73	. . . 0	5.30			
0008 CRETE PCT 003	1391	.123	. . . 0	8.84			
0009 CRETE PCT 004	1401	.39	. . . 0	2.78			
0010 CRETE PCT 005	1348	.32	. . . 0	2.37			
0011 CRETE PCT 006	1384	.46	. . . 0	3.32			
0012 CRETE PCT 007	1299	.47	. . . 0	3.62			
0013 CRETE PCT 008	1444	.142	. . . 0	9.83			
0014 CRETE PCT 009	1267	.81	. . . 0	6.39			
0015 CRETE PCT 010	1066	.36	. . . 0	3.38			
0016 CRETE PCT 011	1157	.45	. . . 0	3.89			
0017 CRETE PCT 012	1131	.60	. . . 0	5.31			
0018 CUSTER PCT 001	973	.53	. . . 0	5.45			
0019 DU PAGE PCT 001	1668	.302	. . . 0	18.11			
0020 DU PAGE PCT 002	1452	.238	. . . 0	16.39			
0021 DU PAGE PCT 003	1509	.301	. . . 0	19.95			
0022 DU PAGE PCT 004	1277	.89	. . . 0	6.97			
0023 DU PAGE PCT 005	1149	.99	. . . 0	8.62			
0024 DU PAGE PCT 006	1225	.89	. . . 0	7.27			
0025 DU PAGE PCT 007	1388	.277	. . . 0	19.96			
0026 DU PAGE PCT 008	1391	.87	. . . 1	6.25			
0027 DU PAGE PCT 009	1114	.67	. . . 0	6.01			
0028 DU PAGE PCT 010	1668	.116	. . . 0	6.95			
0029 DU PAGE PCT 011	1491	.74	. . . 0	4.96			
0030 DU PAGE PCT 012	1294	.89	. . . 0	6.88			
0031 DU PAGE PCT 013	1721	.64	. . . 0	3.72			
0032 DU PAGE PCT 014	1543	.77	. . . 0	4.99			
0033 DU PAGE PCT 015	1541	.93	. . . 0	6.04			
0034 DU PAGE PCT 016	1452	.101	. . . 0	6.96			
0035 DU PAGE PCT 017	1770	.96	. . . 0	5.42			
0036 DU PAGE PCT 018	1465	.85	. . . 0	5.80			
0037 DU PAGE PCT 019	1550	.78	. . . 0	5.03			
0038 DU PAGE PCT 020	1367	.47	. . . 0	3.44			
0039 DU PAGE PCT 021	1657	.82	. . . 0	4.95			
0040 DU PAGE PCT 022	1689	.96	. . . 0	5.68			
0041 DU PAGE PCT 023	1839	.74	. . . 0	4.02			
0042 DU PAGE PCT 024	1321	.73	. . . 0	5.53			
0043 DU PAGE PCT 025	1318	.70	. . . 0	5.31			
0044 DU PAGE PCT 026	1365	.70	. . . 0	5.13			
0045 DU PAGE PCT 027	1693	.62	. . . 0	3.66			
0046 DU PAGE PCT 028	1690	.70	. . . 0	4.14			
0047 DU PAGE PCT 029	1682	.103	. . . 0	6.12			
0048 DU PAGE PCT 030	1414	.61	. . . 0	4.31			
0049 DU PAGE PCT 031	903	.54	. . . 0	5.98			
0050 DU PAGE PCT 032	1905	.67	. . . 0	3.52			
0051 DU PAGE PCT 033	1506	.58	. . . 0	3.85			
0052 DU PAGE PCT 034	1023	.95	. . . 0	9.29			
0053 DU PAGE PCT 035	1203	.20	. . . 0	1.66			
0054 DU PAGE PCT 036	1952	.87	. . . 0	4.46			
0055 DU PAGE PCT 037	1489	.55	. . . 0	3.69			
0056 FLORENCE PCT 001	668	.57	. . . 0	8.53			

	TOTAL PERCENT				TOTAL PERCENT	
01 = REGISTERED VOTERS - TOTAL	454,714				03 = BALLOTS CAST - BLANK	17
02 = BALLOTS CAST - TOTAL	41,920				04 = VOTER TURNOUT - TOTAL	9.22
(CONTINUED FROM PREVIOUS PAGE)	01	02	03	04		
0057 FRANKFORT PCT 001	1998	.188	.0	9.41		
0058 FRANKFORT PCT 002	1598	.88	.0	5.51		
0059 FRANKFORT PCT 003	1684	.144	.0	8.55		
0060 FRANKFORT PCT 004	1430	.64	.0	4.48		
0061 FRANKFORT PCT 005	2017	.155	.0	7.68		
0062 FRANKFORT PCT 006	1467	.153	.0	10.43		
0063 FRANKFORT PCT 007	1389	.117	.0	8.42		
0064 FRANKFORT PCT 008	1408	.67	.0	4.76		
0065 FRANKFORT PCT 009	1491	.94	.0	6.30		
0066 FRANKFORT PCT 010	1485	.86	.0	5.79		
0067 FRANKFORT PCT 011	1347	.102	.0	7.57		
0068 FRANKFORT PCT 012	1228	.143	.0	11.64		
0069 FRANKFORT PCT 013	1257	.93	.0	7.40		
0070 FRANKFORT PCT 014	1448	.130	.0	8.98		
0071 FRANKFORT PCT 015	1913	.116	.0	6.06		
0072 FRANKFORT PCT 016	1456	.113	.0	7.76		
0073 FRANKFORT PCT 017	1923	.205	.0	10.66		
0074 FRANKFORT PCT 018	1450	.202	.0	13.93		
0075 FRANKFORT PCT 019	1670	.137	.0	8.20		
0076 FRANKFORT PCT 020	1483	.137	.0	9.24		
0077 FRANKFORT PCT 021	1825	.274	.0	15.01		
0078 FRANKFORT PCT 022	1465	.176	.0	12.01		
0079 FRANKFORT PCT 023	1299	.161	.0	12.39		
0080 FRANKFORT PCT 024	1372	.118	.0	8.60		
0081 FRANKFORT PCT 025	1293	.297	.1	22.97		
0082 FRANKFORT PCT 026	1497	.168	.0	11.22		
0083 FRANKFORT PCT 027	1405	.152	.0	10.82		
0084 FRANKFORT PCT 028	1980	.167	.0	8.43		
0085 GREEN GARDEN PCT 001	1490	.70	.0	4.70		
0086 GREEN GARDEN PCT 002	1540	.44	.0	2.86		
0087 HOMER PCT 001	1519	.136	.0	8.95		
0088 HOMER PCT 002	1643	.354	.0	21.55		
0089 HOMER PCT 003	1355	.233	.0	17.20		
0090 HOMER PCT 004	1462	.305	.0	20.86		
0091 HOMER PCT 005	1170	.264	.0	22.56		
0092 HOMER PCT 006	1476	.224	.0	15.18		
0093 HOMER PCT 007	1483	.358	.0	24.14		
0094 HOMER PCT 008	1451	.249	.0	17.16		
0095 HOMER PCT 009	1230	.216	.0	17.56		
0096 HOMER PCT 010	998	.136	.0	13.63		
0097 HOMER PCT 011	1513	.305	.0	20.16		
0098 HOMER PCT 012	1603	.326	.0	20.34		
0099 HOMER PCT 013	1399	.94	.0	6.72		
0100 HOMER PCT 014	1496	.262	.0	17.51		
0101 HOMER PCT 015	1849	.150	.1	8.11		
0102 HOMER PCT 016	2065	.157	.0	7.60		
0103 HOMER PCT 017	1619	.290	.0	17.91		
0104 HOMER PCT 018	1947	.153	.0	7.86		
0105 HOMER PCT 019	1678	.249	.0	14.84		
0106 JACKSON PCT 001	1551	.64	.0	4.13		
0107 JACKSON PCT 002	1434	.61	.0	4.25		
0108 JOLIET PCT 001	1381	.139	.0	10.07		
0109 JOLIET PCT 002	1314	.223	.0	16.97		
0110 JOLIET PCT 003	1231	.170	.0	13.81		
0111 JOLIET PCT 004	1311	.141	.0	10.76		
0112 JOLIET PCT 005	1071	.54	.0	5.04		
0113 JOLIET PCT 006	1008	.77	.0	7.64		

	TOTAL PERCENT				TOTAL PERCENT	
01 = REGISTERED VOTERS - TOTAL	454,714				03 = BALLOTS CAST - BLANK	17
02 = BALLOTS CAST - TOTAL	41,920				04 = VOTER TURNOUT - TOTAL	9.22
(CONTINUED FROM PREVIOUS PAGE)	01	02	03	04		
0114 JOLIET PCT 007	1190	.138	. . 0	11.60		
0115 JOLIET PCT 008	1110	.112	. . 0	10.09		
0116 JOLIET PCT 009	1922	.149	. . 0	7.75		
0117 JOLIET PCT 010	1423	.232	. . 0	16.30		
0118 JOLIET PCT 011	1358	.209	. . 0	15.39		
0119 JOLIET PCT 012	1283	.95	. . 0	7.40		
0120 JOLIET PCT 013	1221	.98	. . 0	8.03		
0121 JOLIET PCT 014	1373	.117	. . 0	8.52		
0122 JOLIET PCT 015	1343	.77	. . 0	5.73		
0123 JOLIET PCT 016	1277	.144	. . 0	11.28		
0124 JOLIET PCT 017	1351	.269	. . 0	19.91		
0125 JOLIET PCT 018	1399	.413	. . 0	29.52		
0126 JOLIET PCT 019	1174	.208	. . 0	17.72		
0127 JOLIET PCT 020	1105	.278	. . 0	25.16		
0128 JOLIET PCT 021	671	.101	. . 0	15.05		
0129 JOLIET PCT 022	1059	.118	. . 0	11.14		
0130 JOLIET PCT 023	1099	.75	. . 0	6.82		
0131 JOLIET PCT 024	1163	.99	. . 0	8.51		
0132 JOLIET PCT 025	891	.137	. . 0	15.38		
0133 JOLIET PCT 026	1228	.163	. . 1	13.27		
0134 JOLIET PCT 027	940	.75	. . 0	7.98		
0135 JOLIET PCT 028	1036	.81	. . 1	7.82		
0136 JOLIET PCT 029	1264	.73	. . 0	5.78		
0137 JOLIET PCT 030	1216	.82	. . 0	6.74		
0138 JOLIET PCT 031	1228	.146	. . 0	11.89		
0139 JOLIET PCT 032	997	.92	. . 0	9.23		
0140 JOLIET PCT 033	1127	.104	. . 0	9.23		
0141 JOLIET PCT 034	1053	.78	. . 0	7.41		
0142 JOLIET PCT 035	1281	.98	. . 0	7.65		
0143 JOLIET PCT 036	1017	.50	. . 1	4.92		
0144 JOLIET PCT 037	1261	.72	. . 0	5.71		
0145 LOCKPORT PCT 001	1804	.243	. . 0	13.47		
0146 LOCKPORT PCT 002	1902	.53	. . 0	2.79		
0147 LOCKPORT PCT 003	1701	.35	. . 0	2.06		
0148 LOCKPORT PCT 004	1438	.44	. . 0	3.06		
0149 LOCKPORT PCT 005	1434	.147	. . 0	10.25		
0150 LOCKPORT PCT 006	1986	.42	. . 0	2.11		
0151 LOCKPORT PCT 007	1960	.71	. . 0	3.62		
0152 LOCKPORT PCT 008	1676	.22	. . 0	1.31		
0153 LOCKPORT PCT 009	2129	.102	. . 0	4.79		
0154 LOCKPORT PCT 010	1528	.164	. . 0	10.73		
0155 LOCKPORT PCT 011	1448	.202	. . 0	13.95		
0156 LOCKPORT PCT 012	1548	.170	. . 0	10.98		
0157 LOCKPORT PCT 013	1960	.179	. . 0	9.13		
0158 LOCKPORT PCT 014	1385	.76	. . 1	5.49		
0159 LOCKPORT PCT 015	1335	.68	. . 0	5.09		
0160 LOCKPORT PCT 016	1571	.141	. . 0	8.98		
0161 LOCKPORT PCT 017	1479	.279	. . 0	18.86		
0162 LOCKPORT PCT 018	1643	.88	. . 0	5.36		
0163 LOCKPORT PCT 019	1375	.132	. . 0	9.60		
0164 LOCKPORT PCT 020	1234	.120	. . 0	9.72		
0165 LOCKPORT PCT 021	1360	.62	. . 1	4.56		
0166 LOCKPORT PCT 022	1207	.58	. . 0	4.81		
0167 LOCKPORT PCT 023	1057	.58	. . 0	5.49		
0168 LOCKPORT PCT 024	908	.33	. . 0	3.63		
0169 MANHATTAN PCT 001	1650	.144	. . 0	8.73		
0170 MANHATTAN PCT 002	1835	.193	. . 1	10.52		

	TOTAL PERCENT				TOTAL PERCENT	
01 = REGISTERED VOTERS - TOTAL	454,714				03 = BALLOTS CAST - BLANK	17
02 = BALLOTS CAST - TOTAL	41,920				04 = VOTER TURNOUT - TOTAL	9.22
(CONTINUED FROM PREVIOUS PAGE)	01	02	03	04		
0171 MANHATTAN PCT 003	1359	.95	.0	6.99		
0172 MANHATTAN PCT 004	1623	.149	.0	9.18		
0173 MANHATTAN PCT 005	1728	.119	.0	6.89		
0174 MONEE PCT 001	1204	.33	.0	2.74		
0175 MONEE PCT 002	1346	.145	.0	10.77		
0176 MONEE PCT 003	1470	.96	.0	6.53		
0177 MONEE PCT 004	1518	.108	.0	7.11		
0178 MONEE PCT 005	1180	.194	.0	16.44		
0179 MONEE PCT 006	868	.174	.0	20.05		
0180 MONEE PCT 007	1175	.265	.0	22.55		
0181 MONEE PCT 008	1285	.84	.1	6.54		
0182 NEW LENOX PCT 001	1382	.113	.0	8.18		
0183 NEW LENOX PCT 002	1891	.134	.0	7.09		
0184 NEW LENOX PCT 003	1249	.125	.0	10.01		
0185 NEW LENOX PCT 004	1008	.83	.0	8.23		
0186 NEW LENOX PCT 005	1290	.121	.0	9.38		
0187 NEW LENOX PCT 006	1523	.113	.0	7.42		
0188 NEW LENOX PCT 007	1606	.117	.0	7.29		
0189 NEW LENOX PCT 008	1407	.115	.0	8.17		
0190 NEW LENOX PCT 009	925	.94	.0	10.16		
0191 NEW LENOX PCT 010	1636	.158	.0	9.66		
0192 NEW LENOX PCT 011	1788	.222	.0	12.42		
0193 NEW LENOX PCT 012	1370	.122	.0	8.91		
0194 NEW LENOX PCT 013	1759	.142	.0	8.07		
0195 NEW LENOX PCT 014	2023	.178	.0	8.80		
0196 NEW LENOX PCT 015	1544	.135	.0	8.74		
0197 NEW LENOX PCT 016	1322	.131	.0	9.91		
0198 NEW LENOX PCT 017	1390	.116	.0	8.35		
0199 NEW LENOX PCT 018	1711	.123	.0	7.19		
0200 NEW LENOX PCT 019	2011	.155	.0	7.71		
0201 NEW LENOX PCT 020	2115	.168	.0	7.94		
0202 PEOTONE PCT 001	1506	.209	.0	13.88		
0203 PEOTONE PCT 002	1567	.209	.0	13.34		
0204 PLAINFIELD PCT 001	1617	.85	.0	5.26		
0205 PLAINFIELD PCT 002	1604	.78	.0	4.86		
0206 PLAINFIELD PCT 003	1332	.112	.0	8.41		
0207 PLAINFIELD PCT 004	1434	.35	.0	2.44		
0208 PLAINFIELD PCT 005	1486	.24	.0	1.62		
0209 PLAINFIELD PCT 006	985	.26	.0	2.64		
0210 PLAINFIELD PCT 007	1995	.36	.0	1.80		
0211 PLAINFIELD PCT 008	1583	.114	.0	7.20		
0212 PLAINFIELD PCT 009	1835	.145	.0	7.90		
0213 PLAINFIELD PCT 010	1270	.145	.0	11.42		
0214 PLAINFIELD PCT 011	821	.4	.0	.49		
0215 PLAINFIELD PCT 012	1685	.36	.0	2.14		
0216 PLAINFIELD PCT 013	2217	.131	.0	5.91		
0217 PLAINFIELD PCT 014	1935	.117	.0	6.05		
0218 PLAINFIELD PCT 015	2028	.125	.0	6.16		
0219 PLAINFIELD PCT 016	1781	.92	.0	5.17		
0220 PLAINFIELD PCT 017	1723	.89	.0	5.17		
0221 PLAINFIELD PCT 018	1320	.104	.0	7.88		
0222 PLAINFIELD PCT 019	1811	.107	.0	5.91		
0223 PLAINFIELD PCT 020	1839	.102	.0	5.55		
0224 PLAINFIELD PCT 021	1254	.115	.0	9.17		
0225 PLAINFIELD PCT 022	1049	.46	.0	4.39		
0226 PLAINFIELD PCT 023	1152	.92	.0	7.99		
0227 PLAINFIELD PCT 024	1214	.121	.0	9.97		

	TOTAL PERCENT				TOTAL PERCENT	
01 = REGISTERED VOTERS - TOTAL	454,714				03 = BALLOTS CAST - BLANK	17
02 = BALLOTS CAST - TOTAL	41,920				04 = VOTER TURNOUT - TOTAL	9.22
(CONTINUED FROM PREVIOUS PAGE)	01	02	03	04		
0228 PLAINFIELD PCT 025	1778	. 82	. . 0	4.61		
0229 PLAINFIELD PCT 026	1996	. 84	. . 0	4.21		
0230 PLAINFIELD PCT 027	1229	. 64	. . 0	5.21		
0231 PLAINFIELD PCT 028	1548	. 137	. . 0	8.85		
0232 PLAINFIELD PCT 029	1361	. 99	. . 0	7.27		
0233 PLAINFIELD PCT 030	1335	. 120	. . 0	8.99		
0234 PLAINFIELD PCT 031	1345	. 106	. . 0	7.88		
0235 PLAINFIELD PCT 032	1362	. 132	. . 0	9.69		
0236 PLAINFIELD PCT 033	1429	. 231	. . 0	16.17		
0237 PLAINFIELD PCT 034	1485	. 94	. . 1	6.33		
0238 PLAINFIELD PCT 035	1383	. 91	. . 0	6.58		
0239 REED PCT 001	1520	. 300	. . 0	19.74		
0240 REED PCT 002	1644	. 319	. . 0	19.40		
0241 REED PCT 003	1540	. 303	. . 0	19.68		
0242 TROY PCT 001	2737	. 183	. . 0	6.69		
0243 TROY PCT 002	1775	. 92	. . 0	5.18		
0244 TROY PCT 003	1244	. 146	. . 0	11.74		
0245 TROY PCT 004	1288	. 200	. . 0	15.53		
0246 TROY PCT 005	1145	. 172	. . 0	15.02		
0247 TROY PCT 006	931	. 67	. . 1	7.20		
0248 TROY PCT 007	2081	. 68	. . 0	3.27		
0249 TROY PCT 008	2054	. 221	. . 0	10.76		
0250 TROY PCT 009	1326	. 225	. . 0	16.97		
0251 TROY PCT 010	1784	. 97	. . 0	5.44		
0252 TROY PCT 011	1555	. 347	. . 0	22.32		
0253 TROY PCT 012	900	. 202	. . 0	22.44		
0254 TROY PCT 013	1843	. 186	. . 0	10.09		
0255 TROY PCT 014	1964	. 169	. . 0	8.60		
0256 TROY PCT 015	1333	. 91	. . 0	6.83		
0257 TROY PCT 016	1918	. 239	. . 0	12.46		
0258 TROY PCT 017	1625	. 101	. . 0	6.22		
0259 TROY PCT 018	1495	. 170	. . 0	11.37		
0260 TROY PCT 019	1803	. 175	. . 0	9.71		
0261 TROY PCT 020	1689	. 106	. . 0	6.28		
0262 TROY PCT 021	1646	. 139	. . 0	8.44		
0263 TROY PCT 022	723	. 81	. . 0	11.20		
0264 WASHINGTON PCT 001	1368	. 314	. . 0	22.95		
0265 WASHINGTON PCT 002	1691	. 323	. . 0	19.10		
0266 WASHINGTON PCT 003	1328	. 306	. . 0	23.04		
0267 WESLEY PCT 001	1523	. 45	. . 0	2.95		
0268 WHEATLAND PCT 001	1214	. 48	. . 0	3.95		
0269 WHEATLAND PCT 002	2042	. 238	. . 0	11.66		
0270 WHEATLAND PCT 003	1725	. 225	. . 0	13.04		
0271 WHEATLAND PCT 004	2009	. 159	. . 0	7.91		
0272 WHEATLAND PCT 005	1823	. 237	. . 1	13.00		
0273 WHEATLAND PCT 006	1337	. 147	. . 0	10.99		
0274 WHEATLAND PCT 007	1354	. 233	. . 0	17.21		
0275 WHEATLAND PCT 008	1384	. 292	. . 0	21.10		
0276 WHEATLAND PCT 009	1598	. 273	. . 0	17.08		
0277 WHEATLAND PCT 010	1431	. 228	. . 0	15.93		
0278 WHEATLAND PCT 011	1661	. 157	. . 1	9.45		
0279 WHEATLAND PCT 012	1671	. 174	. . 0	10.41		
0280 WHEATLAND PCT 013	1293	. 100	. . 0	7.73		
0281 WHEATLAND PCT 014	1561	. 276	. . 0	17.68		
0282 WHEATLAND PCT 015	1550	. 215	. . 0	13.87		
0283 WHEATLAND PCT 016	1596	. 82	. . 3	5.14		
0284 WHEATLAND PCT 017	1056	. 143	. . 0	13.54		

01 = REGISTERED VOTERS - TOTAL
02 = BALLOTS CAST - TOTAL

TOTAL PERCENT
454,714
41,920

03 = BALLOTS CAST - BLANK
04 = VOTER TURNOUT - TOTAL

TOTAL PERCENT
17
9.22

(CONTINUED FROM PREVIOUS PAGE)

	01	02	03	04
0285 WHEATLAND PCT 018	1549	. 228	. . 0	14.72
0286 WHEATLAND PCT 019	1206	. 85	. . 0	7.05
0287 WHEATLAND PCT 020	1333	. 208	. . 0	15.60
0288 WHEATLAND PCT 021	1386	. 191	. . 0	13.78
0289 WHEATLAND PCT 022	1818	. 96	. . 0	5.28
0290 WHEATLAND PCT 023	1848	. 77	. . 0	4.17
0291 WHEATLAND PCT 024	1992	. 281	. . 0	14.11
0292 WHEATLAND PCT 025	1669	. 91	. . 0	5.45
0293 WHEATLAND PCT 026	2046	. 144	. . 0	7.04
0294 WHEATLAND PCT 027	1166	. 82	. . 0	7.03
0295 WHEATLAND PCT 028	1881	. 112	. . 0	5.95
0296 WHEATLAND PCT 029	1774	. 125	. . 0	7.05
0297 WHEATLAND PCT 030	1722	. 135	. . 0	7.84
0298 WHEATLAND PCT 031	1400	. 84	. . 0	6.00
0299 WHEATLAND PCT 032	1748	. 178	. . 0	10.18
0300 WHEATLAND PCT 033	1682	. 145	. . 0	8.62
0301 WHEATLAND PCT 034	1416	. 135	. . 0	9.53
0302 WHEATLAND PCT 035	838	. 66	. . 0	7.88
0303 WHEATLAND PCT 036	1397	. 76	. . 0	5.44
0304 WHEATLAND PCT 037	1353	. 156	. . 0	11.53
0305 WHEATLAND PCT 038	1133	. 57	. . 0	5.03
0306 WILL PCT 001	1209	. 121	. . 0	10.01
0307 WILMINGTON PCT 001	1394	. 74	. . 0	5.31
0308 WILMINGTON PCT 002	1166	. 61	. . 0	5.23
0309 WILMINGTON PCT 003	1345	. 65	. . 0	4.83
0310 WILTON PCT 001	601	. 159	. . 0	26.46

=====

PROVISIONAL VOTING (BY PRECINCT)



LAUREN STALEY FERRY
WILL COUNTY CLERK

JOLIET, ILLINOIS

	TOTAL PERCENT				TOTAL PERCENT	
01 = REGISTERED VOTERS - TOTAL	454,714				03 = BALLOTS CAST - BLANK	0
02 = BALLOTS CAST - TOTAL	109				04 = VOTER TURNOUT - TOTAL	.02
	01	02	03	04		
0001 CHANNAHON PCT 001	1450	. . 0	. . 0	. .00		
0002 CHANNAHON PCT 002	1833	. . 0	. . 0	. .00		
0003 CHANNAHON PCT 003	1562	. . 0	. . 0	. .00		
0004 CHANNAHON PCT 004	1280	. . 0	. . 0	. .00		
0005 CHANNAHON PCT 005	1617	. . 0	. . 0	. .00		
0006 CRETE PCT 001	1354	. . 0	. . 0	. .00		
0007 CRETE PCT 002	1377	. . 0	. . 0	. .00		
0008 CRETE PCT 003	1391	. . 0	. . 0	. .00		
0009 CRETE PCT 004	1401	. . 0	. . 0	. .00		
0010 CRETE PCT 005	1348	. . 0	. . 0	. .00		
0011 CRETE PCT 006	1384	. . 1	. . 0	. .07		
0012 CRETE PCT 007	1299	. . 0	. . 0	. .00		
0013 CRETE PCT 008	1444	. . 2	. . 0	. .14		
0014 CRETE PCT 009	1267	. . 0	. . 0	. .00		
0015 CRETE PCT 010	1066	. . 0	. . 0	. .00		
0016 CRETE PCT 011	1157	. . 1	. . 0	. .09		
0017 CRETE PCT 012	1131	. . 0	. . 0	. .00		
0018 CUSTER PCT 001	973	. . 0	. . 0	. .00		
0019 DU PAGE PCT 001	1668	. . 0	. . 0	. .00		
0020 DU PAGE PCT 002	1452	. . 2	. . 0	. .14		
0021 DU PAGE PCT 003	1509	. . 0	. . 0	. .00		
0022 DU PAGE PCT 004	1277	. . 1	. . 0	. .08		
0023 DU PAGE PCT 005	1149	. . 0	. . 0	. .00		
0024 DU PAGE PCT 006	1225	. . 0	. . 0	. .00		
0025 DU PAGE PCT 007	1388	. . 2	. . 0	. .14		
0026 DU PAGE PCT 008	1391	. . 0	. . 0	. .00		
0027 DU PAGE PCT 009	1114	. . 0	. . 0	. .00		
0028 DU PAGE PCT 010	1668	. . 0	. . 0	. .00		
0029 DU PAGE PCT 011	1491	. . 0	. . 0	. .00		
0030 DU PAGE PCT 012	1294	. . 0	. . 0	. .00		
0031 DU PAGE PCT 013	1721	. . 4	. . 0	. .23		
0032 DU PAGE PCT 014	1543	. . 0	. . 0	. .00		
0033 DU PAGE PCT 015	1541	. . 0	. . 0	. .00		
0034 DU PAGE PCT 016	1452	. . 0	. . 0	. .00		
0035 DU PAGE PCT 017	1770	. . 0	. . 0	. .00		
0036 DU PAGE PCT 018	1465	. . 0	. . 0	. .00		
0037 DU PAGE PCT 019	1550	. . 0	. . 0	. .00		
0038 DU PAGE PCT 020	1367	. . 1	. . 0	. .07		
0039 DU PAGE PCT 021	1657	. . 0	. . 0	. .00		
0040 DU PAGE PCT 022	1689	. . 1	. . 0	. .06		
0041 DU PAGE PCT 023	1839	. . 0	. . 0	. .00		
0042 DU PAGE PCT 024	1321	. . 0	. . 0	. .00		
0043 DU PAGE PCT 025	1318	. . 0	. . 0	. .00		
0044 DU PAGE PCT 026	1365	. . 0	. . 0	. .00		
0045 DU PAGE PCT 027	1693	. . 0	. . 0	. .00		
0046 DU PAGE PCT 028	1690	. . 0	. . 0	. .00		
0047 DU PAGE PCT 029	1682	. . 1	. . 0	. .06		
0048 DU PAGE PCT 030	1414	. . 0	. . 0	. .00		
0049 DU PAGE PCT 031	903	. . 0	. . 0	. .00		
0050 DU PAGE PCT 032	1905	. . 1	. . 0	. .05		
0051 DU PAGE PCT 033	1506	. . 0	. . 0	. .00		
0052 DU PAGE PCT 034	1023	. . 0	. . 0	. .00		
0053 DU PAGE PCT 035	1203	. . 0	. . 0	. .00		
0054 DU PAGE PCT 036	1952	. . 2	. . 0	. .10		
0055 DU PAGE PCT 037	1489	. . 0	. . 0	. .00		
0056 FLORENCE PCT 001	668	. . 0	. . 0	. .00		

	TOTAL PERCENT				TOTAL PERCENT	
01 = REGISTERED VOTERS - TOTAL	454,714				03 = BALLOTS CAST - BLANK	0
02 = BALLOTS CAST - TOTAL	109				04 = VOTER TURNOUT - TOTAL	.02
(CONTINUED FROM PREVIOUS PAGE)	01	02	03	04		
0057 FRANKFORT PCT 001	1998	.0	.0	.00		
0058 FRANKFORT PCT 002	1598	.2	.0	.13		
0059 FRANKFORT PCT 003	1684	.0	.0	.00		
0060 FRANKFORT PCT 004	1430	.0	.0	.00		
0061 FRANKFORT PCT 005	2017	.0	.0	.00		
0062 FRANKFORT PCT 006	1467	.0	.0	.00		
0063 FRANKFORT PCT 007	1389	.0	.0	.00		
0064 FRANKFORT PCT 008	1408	.0	.0	.00		
0065 FRANKFORT PCT 009	1491	.0	.0	.00		
0066 FRANKFORT PCT 010	1485	.0	.0	.00		
0067 FRANKFORT PCT 011	1347	.0	.0	.00		
0068 FRANKFORT PCT 012	1228	.0	.0	.00		
0069 FRANKFORT PCT 013	1257	.0	.0	.00		
0070 FRANKFORT PCT 014	1448	.0	.0	.00		
0071 FRANKFORT PCT 015	1913	.0	.0	.00		
0072 FRANKFORT PCT 016	1456	.3	.0	.21		
0073 FRANKFORT PCT 017	1923	.0	.0	.00		
0074 FRANKFORT PCT 018	1450	.1	.0	.07		
0075 FRANKFORT PCT 019	1670	.0	.0	.00		
0076 FRANKFORT PCT 020	1483	.0	.0	.00		
0077 FRANKFORT PCT 021	1825	.0	.0	.00		
0078 FRANKFORT PCT 022	1465	.1	.0	.07		
0079 FRANKFORT PCT 023	1299	.0	.0	.00		
0080 FRANKFORT PCT 024	1372	.1	.0	.07		
0081 FRANKFORT PCT 025	1293	.1	.0	.08		
0082 FRANKFORT PCT 026	1497	.1	.0	.07		
0083 FRANKFORT PCT 027	1405	.0	.0	.00		
0084 FRANKFORT PCT 028	1980	.2	.0	.10		
0085 GREEN GARDEN PCT 001	1490	.0	.0	.00		
0086 GREEN GARDEN PCT 002	1540	.0	.0	.00		
0087 HOMER PCT 001	1519	.0	.0	.00		
0088 HOMER PCT 002	1643	.0	.0	.00		
0089 HOMER PCT 003	1355	.0	.0	.00		
0090 HOMER PCT 004	1462	.0	.0	.00		
0091 HOMER PCT 005	1170	.1	.0	.09		
0092 HOMER PCT 006	1476	.0	.0	.00		
0093 HOMER PCT 007	1483	.0	.0	.00		
0094 HOMER PCT 008	1451	.3	.0	.21		
0095 HOMER PCT 009	1230	.1	.0	.08		
0096 HOMER PCT 010	998	.1	.0	.10		
0097 HOMER PCT 011	1513	.0	.0	.00		
0098 HOMER PCT 012	1603	.1	.0	.06		
0099 HOMER PCT 013	1399	.0	.0	.00		
0100 HOMER PCT 014	1496	.1	.0	.07		
0101 HOMER PCT 015	1849	.0	.0	.00		
0102 HOMER PCT 016	2065	.2	.0	.10		
0103 HOMER PCT 017	1619	.0	.0	.00		
0104 HOMER PCT 018	1947	.0	.0	.00		
0105 HOMER PCT 019	1678	.0	.0	.00		
0106 JACKSON PCT 001	1551	.0	.0	.00		
0107 JACKSON PCT 002	1434	.1	.0	.07		
0108 JOLIET PCT 001	1381	.0	.0	.00		
0109 JOLIET PCT 002	1314	.0	.0	.00		
0110 JOLIET PCT 003	1231	.1	.0	.08		
0111 JOLIET PCT 004	1311	.0	.0	.00		
0112 JOLIET PCT 005	1071	.0	.0	.00		
0113 JOLIET PCT 006	1008	.0	.0	.00		

	TOTAL PERCENT				TOTAL PERCENT	
01 = REGISTERED VOTERS - TOTAL	454,714				03 = BALLOTS CAST - BLANK	0
02 = BALLOTS CAST - TOTAL	109				04 = VOTER TURNOUT - TOTAL	.02
(CONTINUED FROM PREVIOUS PAGE)	01	02	03	04		
0114 JOLIET PCT 007	1190	. . 0	. . 0	. .00		
0115 JOLIET PCT 008	1110	. . 0	. . 0	. .00		
0116 JOLIET PCT 009	1922	. . 1	. . 0	. .05		
0117 JOLIET PCT 010	1423	. . 0	. . 0	. .00		
0118 JOLIET PCT 011	1358	. . 0	. . 0	. .00		
0119 JOLIET PCT 012	1283	. . 0	. . 0	. .00		
0120 JOLIET PCT 013	1221	. . 4	. . 0	. .33		
0121 JOLIET PCT 014	1373	. . 0	. . 0	. .00		
0122 JOLIET PCT 015	1343	. . 0	. . 0	. .00		
0123 JOLIET PCT 016	1277	. . 0	. . 0	. .00		
0124 JOLIET PCT 017	1351	. . 1	. . 0	. .07		
0125 JOLIET PCT 018	1399	. . 2	. . 0	. .14		
0126 JOLIET PCT 019	1174	. . 0	. . 0	. .00		
0127 JOLIET PCT 020	1105	. . 0	. . 0	. .00		
0128 JOLIET PCT 021	671	. . 0	. . 0	. .00		
0129 JOLIET PCT 022	1059	. . 0	. . 0	. .00		
0130 JOLIET PCT 023	1099	. . 1	. . 0	. .09		
0131 JOLIET PCT 024	1163	. . 1	. . 0	. .09		
0132 JOLIET PCT 025	891	. . 0	. . 0	. .00		
0133 JOLIET PCT 026	1228	. . 1	. . 0	. .08		
0134 JOLIET PCT 027	940	. . 0	. . 0	. .00		
0135 JOLIET PCT 028	1036	. . 0	. . 0	. .00		
0136 JOLIET PCT 029	1264	. . 0	. . 0	. .00		
0137 JOLIET PCT 030	1216	. . 2	. . 0	. .16		
0138 JOLIET PCT 031	1228	. . 0	. . 0	. .00		
0139 JOLIET PCT 032	997	. . 0	. . 0	. .00		
0140 JOLIET PCT 033	1127	. . 0	. . 0	. .00		
0141 JOLIET PCT 034	1053	. . 0	. . 0	. .00		
0142 JOLIET PCT 035	1281	. . 0	. . 0	. .00		
0143 JOLIET PCT 036	1017	. . 0	. . 0	. .00		
0144 JOLIET PCT 037	1261	. . 0	. . 0	. .00		
0145 LOCKPORT PCT 001	1804	. . 2	. . 0	. .11		
0146 LOCKPORT PCT 002	1902	. . 0	. . 0	. .00		
0147 LOCKPORT PCT 003	1701	. . 0	. . 0	. .00		
0148 LOCKPORT PCT 004	1438	. . 0	. . 0	. .00		
0149 LOCKPORT PCT 005	1434	. . 0	. . 0	. .00		
0150 LOCKPORT PCT 006	1986	. . 0	. . 0	. .00		
0151 LOCKPORT PCT 007	1960	. . 0	. . 0	. .00		
0152 LOCKPORT PCT 008	1676	. . 0	. . 0	. .00		
0153 LOCKPORT PCT 009	2129	. . 1	. . 0	. .05		
0154 LOCKPORT PCT 010	1528	. . 2	. . 0	. .13		
0155 LOCKPORT PCT 011	1448	. . 0	. . 0	. .00		
0156 LOCKPORT PCT 012	1548	. . 0	. . 0	. .00		
0157 LOCKPORT PCT 013	1960	. . 1	. . 0	. .05		
0158 LOCKPORT PCT 014	1385	. . 0	. . 0	. .00		
0159 LOCKPORT PCT 015	1335	. . 1	. . 0	. .07		
0160 LOCKPORT PCT 016	1571	. . 0	. . 0	. .00		
0161 LOCKPORT PCT 017	1479	. . 1	. . 0	. .07		
0162 LOCKPORT PCT 018	1643	. . 0	. . 0	. .00		
0163 LOCKPORT PCT 019	1375	. . 0	. . 0	. .00		
0164 LOCKPORT PCT 020	1234	. . 0	. . 0	. .00		
0165 LOCKPORT PCT 021	1360	. . 0	. . 0	. .00		
0166 LOCKPORT PCT 022	1207	. . 0	. . 0	. .00		
0167 LOCKPORT PCT 023	1057	. . 0	. . 0	. .00		
0168 LOCKPORT PCT 024	908	. . 0	. . 0	. .00		
0169 MANHATTAN PCT 001	1650	. . 0	. . 0	. .00		
0170 MANHATTAN PCT 002	1835	. . 0	. . 0	. .00		

	TOTAL PERCENT				TOTAL PERCENT	
01 = REGISTERED VOTERS - TOTAL	454,714				03 = BALLOTS CAST - BLANK	0
02 = BALLOTS CAST - TOTAL	109				04 = VOTER TURNOUT - TOTAL	.02
(CONTINUED FROM PREVIOUS PAGE)	01	02	03	04		
0171 MANHATTAN PCT 003	1359	. . 0	. . 0	. . 00		
0172 MANHATTAN PCT 004	1623	. . 0	. . 0	. . 00		
0173 MANHATTAN PCT 005	1728	. . 1	. . 0	. . 06		
0174 MONEE PCT 001	1204	. . 0	. . 0	. . 00		
0175 MONEE PCT 002	1346	. . 0	. . 0	. . 00		
0176 MONEE PCT 003	1470	. . 0	. . 0	. . 00		
0177 MONEE PCT 004	1518	. . 0	. . 0	. . 00		
0178 MONEE PCT 005	1180	. . 0	. . 0	. . 00		
0179 MONEE PCT 006	868	. . 2	. . 0	. . 23		
0180 MONEE PCT 007	1175	. . 1	. . 0	. . 09		
0181 MONEE PCT 008	1285	. . 0	. . 0	. . 00		
0182 NEW LENOX PCT 001	1382	. . 0	. . 0	. . 00		
0183 NEW LENOX PCT 002	1891	. . 0	. . 0	. . 00		
0184 NEW LENOX PCT 003	1249	. . 0	. . 0	. . 00		
0185 NEW LENOX PCT 004	1008	. . 0	. . 0	. . 00		
0186 NEW LENOX PCT 005	1290	. . 0	. . 0	. . 00		
0187 NEW LENOX PCT 006	1523	. . 0	. . 0	. . 00		
0188 NEW LENOX PCT 007	1606	. . 1	. . 0	. . 06		
0189 NEW LENOX PCT 008	1407	. . 0	. . 0	. . 00		
0190 NEW LENOX PCT 009	925	. . 0	. . 0	. . 00		
0191 NEW LENOX PCT 010	1636	. . 1	. . 0	. . 06		
0192 NEW LENOX PCT 011	1788	. . 0	. . 0	. . 00		
0193 NEW LENOX PCT 012	1370	. . 0	. . 0	. . 00		
0194 NEW LENOX PCT 013	1759	. . 0	. . 0	. . 00		
0195 NEW LENOX PCT 014	2023	. . 1	. . 0	. . 05		
0196 NEW LENOX PCT 015	1544	. . 0	. . 0	. . 00		
0197 NEW LENOX PCT 016	1322	. . 0	. . 0	. . 00		
0198 NEW LENOX PCT 017	1390	. . 0	. . 0	. . 00		
0199 NEW LENOX PCT 018	1711	. . 0	. . 0	. . 00		
0200 NEW LENOX PCT 019	2011	. . 0	. . 0	. . 00		
0201 NEW LENOX PCT 020	2115	. . 0	. . 0	. . 00		
0202 PEOTONE PCT 001	1506	. . 0	. . 0	. . 00		
0203 PEOTONE PCT 002	1567	. . 0	. . 0	. . 00		
0204 PLAINFIELD PCT 001	1617	. . 0	. . 0	. . 00		
0205 PLAINFIELD PCT 002	1604	. . 0	. . 0	. . 00		
0206 PLAINFIELD PCT 003	1332	. . 0	. . 0	. . 00		
0207 PLAINFIELD PCT 004	1434	. . 1	. . 0	. . 07		
0208 PLAINFIELD PCT 005	1486	. . 0	. . 0	. . 00		
0209 PLAINFIELD PCT 006	985	. . 0	. . 0	. . 00		
0210 PLAINFIELD PCT 007	1995	. . 0	. . 0	. . 00		
0211 PLAINFIELD PCT 008	1583	. . 0	. . 0	. . 00		
0212 PLAINFIELD PCT 009	1835	. . 0	. . 0	. . 00		
0213 PLAINFIELD PCT 010	1270	. . 0	. . 0	. . 00		
0214 PLAINFIELD PCT 011	821	. . 0	. . 0	. . 00		
0215 PLAINFIELD PCT 012	1685	. . 0	. . 0	. . 00		
0216 PLAINFIELD PCT 013	2217	. . 0	. . 0	. . 00		
0217 PLAINFIELD PCT 014	1935	. . 2	. . 0	. . 10		
0218 PLAINFIELD PCT 015	2028	. . 1	. . 0	. . 05		
0219 PLAINFIELD PCT 016	1781	. . 1	. . 0	. . 06		
0220 PLAINFIELD PCT 017	1723	. . 0	. . 0	. . 00		
0221 PLAINFIELD PCT 018	1320	. . 1	. . 0	. . 08		
0222 PLAINFIELD PCT 019	1811	. . 0	. . 0	. . 00		
0223 PLAINFIELD PCT 020	1839	. . 0	. . 0	. . 00		
0224 PLAINFIELD PCT 021	1254	. . 0	. . 0	. . 00		
0225 PLAINFIELD PCT 022	1049	. . 0	. . 0	. . 00		
0226 PLAINFIELD PCT 023	1152	. . 0	. . 0	. . 00		
0227 PLAINFIELD PCT 024	1214	. . 1	. . 0	. . 08		

	TOTAL PERCENT				TOTAL PERCENT	
01 = REGISTERED VOTERS - TOTAL	454,714				03 = BALLOTS CAST - BLANK	0
02 = BALLOTS CAST - TOTAL	109				04 = VOTER TURNOUT - TOTAL	.02
(CONTINUED FROM PREVIOUS PAGE)	01	02	03	04		
0228 PLAINFIELD PCT 025	1778	. . 1	. . 0	. .06		
0229 PLAINFIELD PCT 026	1996	. . 0	. . 0	. .00		
0230 PLAINFIELD PCT 027	1229	. . 0	. . 0	. .00		
0231 PLAINFIELD PCT 028	1548	. . 0	. . 0	. .00		
0232 PLAINFIELD PCT 029	1361	. . 2	. . 0	. .15		
0233 PLAINFIELD PCT 030	1335	. . 0	. . 0	. .00		
0234 PLAINFIELD PCT 031	1345	. . 1	. . 0	. .07		
0235 PLAINFIELD PCT 032	1362	. . 0	. . 0	. .00		
0236 PLAINFIELD PCT 033	1429	. . 0	. . 0	. .00		
0237 PLAINFIELD PCT 034	1485	. . 1	. . 0	. .07		
0238 PLAINFIELD PCT 035	1383	. . 1	. . 0	. .07		
0239 REED PCT 001	1520	. . 0	. . 0	. .00		
0240 REED PCT 002	1644	. . 2	. . 0	. .12		
0241 REED PCT 003	1540	. . 2	. . 0	. .13		
0242 TROY PCT 001	2737	. . 0	. . 0	. .00		
0243 TROY PCT 002	1775	. . 0	. . 0	. .00		
0244 TROY PCT 003	1244	. . 0	. . 0	. .00		
0245 TROY PCT 004	1288	. . 1	. . 0	. .08		
0246 TROY PCT 005	1145	. . 0	. . 0	. .00		
0247 TROY PCT 006	931	. . 0	. . 0	. .00		
0248 TROY PCT 007	2081	. . 0	. . 0	. .00		
0249 TROY PCT 008	2054	. . 0	. . 0	. .00		
0250 TROY PCT 009	1326	. . 0	. . 0	. .00		
0251 TROY PCT 010	1784	. . 0	. . 0	. .00		
0252 TROY PCT 011	1555	. . 2	. . 0	. .13		
0253 TROY PCT 012	900	. . 0	. . 0	. .00		
0254 TROY PCT 013	1843	. . 0	. . 0	. .00		
0255 TROY PCT 014	1964	. . 0	. . 0	. .00		
0256 TROY PCT 015	1333	. . 0	. . 0	. .00		
0257 TROY PCT 016	1918	. . 2	. . 0	. .10		
0258 TROY PCT 017	1625	. . 1	. . 0	. .06		
0259 TROY PCT 018	1495	. . 0	. . 0	. .00		
0260 TROY PCT 019	1803	. . 0	. . 0	. .00		
0261 TROY PCT 020	1689	. . 0	. . 0	. .00		
0262 TROY PCT 021	1646	. . 0	. . 0	. .00		
0263 TROY PCT 022	723	. . 0	. . 0	. .00		
0264 WASHINGTON PCT 001	1368	. . 0	. . 0	. .00		
0265 WASHINGTON PCT 002	1691	. . 0	. . 0	. .00		
0266 WASHINGTON PCT 003	1328	. . 0	. . 0	. .00		
0267 WESLEY PCT 001	1523	. . 0	. . 0	. .00		
0268 WHEATLAND PCT 001	1214	. . 1	. . 0	. .08		
0269 WHEATLAND PCT 002	2042	. . 0	. . 0	. .00		
0270 WHEATLAND PCT 003	1725	. . 0	. . 0	. .00		
0271 WHEATLAND PCT 004	2009	. . 1	. . 0	. .05		
0272 WHEATLAND PCT 005	1823	. . 0	. . 0	. .00		
0273 WHEATLAND PCT 006	1337	. . 1	. . 0	. .07		
0274 WHEATLAND PCT 007	1354	. . 0	. . 0	. .00		
0275 WHEATLAND PCT 008	1384	. . 0	. . 0	. .00		
0276 WHEATLAND PCT 009	1598	. . 1	. . 0	. .06		
0277 WHEATLAND PCT 010	1431	. . 0	. . 0	. .00		
0278 WHEATLAND PCT 011	1661	. . 2	. . 0	. .12		
0279 WHEATLAND PCT 012	1671	. . 0	. . 0	. .00		
0280 WHEATLAND PCT 013	1293	. . 0	. . 0	. .00		
0281 WHEATLAND PCT 014	1561	. . 2	. . 0	. .13		
0282 WHEATLAND PCT 015	1550	. . 0	. . 0	. .00		
0283 WHEATLAND PCT 016	1596	. . 0	. . 0	. .00		
0284 WHEATLAND PCT 017	1056	. . 2	. . 0	. .19		

	TOTAL PERCENT				TOTAL PERCENT	
01 = REGISTERED VOTERS - TOTAL	454,714				03 = BALLOTS CAST - BLANK	0
02 = BALLOTS CAST - TOTAL	109				04 = VOTER TURNOUT - TOTAL	.02
(CONTINUED FROM PREVIOUS PAGE)	01	02	03	04		
0285 WHEATLAND PCT 018	1549	. . 1	. . 0	. . .06		
0286 WHEATLAND PCT 019	1206	. . 0	. . 0	. . .00		
0287 WHEATLAND PCT 020	1333	. . 0	. . 0	. . .00		
0288 WHEATLAND PCT 021	1386	. . 0	. . 0	. . .00		
0289 WHEATLAND PCT 022	1818	. . 0	. . 0	. . .00		
0290 WHEATLAND PCT 023	1848	. . 0	. . 0	. . .00		
0291 WHEATLAND PCT 024	1992	. . 2	. . 0	. . .10		
0292 WHEATLAND PCT 025	1669	. . 0	. . 0	. . .00		
0293 WHEATLAND PCT 026	2046	. . 1	. . 0	. . .05		
0294 WHEATLAND PCT 027	1166	. . 0	. . 0	. . .00		
0295 WHEATLAND PCT 028	1881	. . 0	. . 0	. . .00		
0296 WHEATLAND PCT 029	1774	. . 0	. . 0	. . .00		
0297 WHEATLAND PCT 030	1722	. . 0	. . 0	. . .00		
0298 WHEATLAND PCT 031	1400	. . 0	. . 0	. . .00		
0299 WHEATLAND PCT 032	1748	. . 0	. . 0	. . .00		
0300 WHEATLAND PCT 033	1682	. . 0	. . 0	. . .00		
0301 WHEATLAND PCT 034	1416	. . 0	. . 0	. . .00		
0302 WHEATLAND PCT 035	838	. . 0	. . 0	. . .00		
0303 WHEATLAND PCT 036	1397	. . 0	. . 0	. . .00		
0304 WHEATLAND PCT 037	1353	. . 1	. . 0	. . .07		
0305 WHEATLAND PCT 038	1133	. . 0	. . 0	. . .00		
0306 WILL PCT 001	1209	. . 0	. . 0	. . .00		
0307 WILMINGTON PCT 001	1394	. . 0	. . 0	. . .00		
0308 WILMINGTON PCT 002	1166	. . 0	. . 0	. . .00		
0309 WILMINGTON PCT 003	1345	. . 0	. . 0	. . .00		
0310 WILTON PCT 001	601	. . 0	. . 0	. . .00		

POSTMARK VOTE BY MAIL (BY PRECINCT)



LAUREN STALEY FERRY
WILL COUNTY CLERK

JOLIET, ILLINOIS

	TOTAL PERCENT				TOTAL PERCENT	
01 = REGISTERED VOTERS - TOTAL	454,714				03 = BALLOTS CAST - BLANK	2
02 = BALLOTS CAST - TOTAL	4,437				04 = VOTER TURNOUT - TOTAL	.98
	01	02	03	04		
0001 CHANNAHON PCT 001	1450	.6	.0	.41		
0002 CHANNAHON PCT 002	1833	.30	.0	1.64		
0003 CHANNAHON PCT 003	1562	.23	.0	1.47		
0004 CHANNAHON PCT 004	1280	.22	.0	1.72		
0005 CHANNAHON PCT 005	1617	.19	.0	1.18		
0006 CRETE PCT 001	1354	.12	.0	.89		
0007 CRETE PCT 002	1377	.3	.0	.22		
0008 CRETE PCT 003	1391	.11	.0	.79		
0009 CRETE PCT 004	1401	.6	.0	.43		
0010 CRETE PCT 005	1348	.11	.0	.82		
0011 CRETE PCT 006	1384	.17	.0	1.23		
0012 CRETE PCT 007	1299	.6	.0	.46		
0013 CRETE PCT 008	1444	.8	.0	.55		
0014 CRETE PCT 009	1267	.5	.0	.39		
0015 CRETE PCT 010	1066	.2	.0	.19		
0016 CRETE PCT 011	1157	.12	.0	1.04		
0017 CRETE PCT 012	1131	.8	.0	.71		
0018 CUSTER PCT 001	973	.12	.0	1.23		
0019 DU PAGE PCT 001	1668	.29	.0	1.74		
0020 DU PAGE PCT 002	1452	.20	.0	1.38		
0021 DU PAGE PCT 003	1509	.27	.0	1.79		
0022 DU PAGE PCT 004	1277	.19	.0	1.49		
0023 DU PAGE PCT 005	1149	.11	.0	.96		
0024 DU PAGE PCT 006	1225	.11	.0	.90		
0025 DU PAGE PCT 007	1388	.40	.0	2.88		
0026 DU PAGE PCT 008	1391	.20	.0	1.44		
0027 DU PAGE PCT 009	1114	.13	.0	1.17		
0028 DU PAGE PCT 010	1668	.24	.0	1.44		
0029 DU PAGE PCT 011	1491	.7	.0	.47		
0030 DU PAGE PCT 012	1294	.12	.0	.93		
0031 DU PAGE PCT 013	1721	.15	.0	.87		
0032 DU PAGE PCT 014	1543	.15	.0	.97		
0033 DU PAGE PCT 015	1541	.14	.0	.91		
0034 DU PAGE PCT 016	1452	.15	.0	1.03		
0035 DU PAGE PCT 017	1770	.22	.0	1.24		
0036 DU PAGE PCT 018	1465	.10	.0	.68		
0037 DU PAGE PCT 019	1550	.11	.0	.71		
0038 DU PAGE PCT 020	1367	.8	.0	.59		
0039 DU PAGE PCT 021	1657	.8	.0	.48		
0040 DU PAGE PCT 022	1689	.16	.0	.95		
0041 DU PAGE PCT 023	1839	.7	.0	.38		
0042 DU PAGE PCT 024	1321	.8	.0	.61		
0043 DU PAGE PCT 025	1318	.16	.0	1.21		
0044 DU PAGE PCT 026	1365	.6	.0	.44		
0045 DU PAGE PCT 027	1693	.16	.0	.95		
0046 DU PAGE PCT 028	1690	.9	.0	.53		
0047 DU PAGE PCT 029	1682	.17	.0	1.01		
0048 DU PAGE PCT 030	1414	.6	.0	.42		
0049 DU PAGE PCT 031	903	.8	.0	.89		
0050 DU PAGE PCT 032	1905	.5	.0	.26		
0051 DU PAGE PCT 033	1506	.8	.0	.53		
0052 DU PAGE PCT 034	1023	.9	.0	.88		
0053 DU PAGE PCT 035	1203	.0	.0	.00		
0054 DU PAGE PCT 036	1952	.10	.0	.51		
0055 DU PAGE PCT 037	1489	.5	.0	.34		
0056 FLORENCE PCT 001	668	.3	.0	.45		

	TOTAL PERCENT				TOTAL PERCENT	
01 = REGISTERED VOTERS - TOTAL	454,714				03 = BALLOTS CAST - BLANK	2
02 = BALLOTS CAST - TOTAL	4,437				04 = VOTER TURNOUT - TOTAL	.98
(CONTINUED FROM PREVIOUS PAGE)	01	02	03	04		
0057 FRANKFORT PCT 001	1998	.13	.00	.65		
0058 FRANKFORT PCT 002	1598	.21	.00	1.31		
0059 FRANKFORT PCT 003	1684	.12	.00	.71		
0060 FRANKFORT PCT 004	1430	.13	.00	.91		
0061 FRANKFORT PCT 005	2017	.26	.00	1.29		
0062 FRANKFORT PCT 006	1467	.10	.00	.68		
0063 FRANKFORT PCT 007	1389	.6	.00	.43		
0064 FRANKFORT PCT 008	1408	.16	.00	1.14		
0065 FRANKFORT PCT 009	1491	.23	.00	1.54		
0066 FRANKFORT PCT 010	1485	.15	.00	1.01		
0067 FRANKFORT PCT 011	1347	.16	.00	1.19		
0068 FRANKFORT PCT 012	1228	.15	.00	1.22		
0069 FRANKFORT PCT 013	1257	.10	.00	.80		
0070 FRANKFORT PCT 014	1448	.3	.00	.21		
0071 FRANKFORT PCT 015	1913	.10	.00	.52		
0072 FRANKFORT PCT 016	1456	.32	.00	2.20		
0073 FRANKFORT PCT 017	1923	.20	.00	1.04		
0074 FRANKFORT PCT 018	1450	.31	.00	2.14		
0075 FRANKFORT PCT 019	1670	.13	.00	.78		
0076 FRANKFORT PCT 020	1483	.14	.00	.94		
0077 FRANKFORT PCT 021	1825	.34	.00	1.86		
0078 FRANKFORT PCT 022	1465	.24	.00	1.64		
0079 FRANKFORT PCT 023	1299	.15	.00	1.15		
0080 FRANKFORT PCT 024	1372	.14	.00	1.02		
0081 FRANKFORT PCT 025	1293	.13	.00	1.01		
0082 FRANKFORT PCT 026	1497	.16	.00	1.07		
0083 FRANKFORT PCT 027	1405	.10	.00	.71		
0084 FRANKFORT PCT 028	1980	.23	.00	1.16		
0085 GREEN GARDEN PCT 001	1490	.8	.00	.54		
0086 GREEN GARDEN PCT 002	1540	.8	.00	.52		
0087 HOMER PCT 001	1519	.7	.00	.46		
0088 HOMER PCT 002	1643	.26	.00	1.58		
0089 HOMER PCT 003	1355	.14	.00	1.03		
0090 HOMER PCT 004	1462	.26	.00	1.78		
0091 HOMER PCT 005	1170	.18	.00	1.54		
0092 HOMER PCT 006	1476	.21	.00	1.42		
0093 HOMER PCT 007	1483	.15	.00	1.01		
0094 HOMER PCT 008	1451	.20	.00	1.38		
0095 HOMER PCT 009	1230	.13	.00	1.06		
0096 HOMER PCT 010	998	.20	.00	2.00		
0097 HOMER PCT 011	1513	.16	.00	1.06		
0098 HOMER PCT 012	1603	.23	.00	1.43		
0099 HOMER PCT 013	1399	.19	.00	1.36		
0100 HOMER PCT 014	1496	.16	.00	1.07		
0101 HOMER PCT 015	1849	.12	.00	.65		
0102 HOMER PCT 016	2065	.26	.00	1.26		
0103 HOMER PCT 017	1619	.36	.00	2.22		
0104 HOMER PCT 018	1947	.13	.00	.67		
0105 HOMER PCT 019	1678	.19	.00	1.13		
0106 JACKSON PCT 001	1551	.9	.00	.58		
0107 JACKSON PCT 002	1434	.9	.00	.63		
0108 JOLIET PCT 001	1381	.11	.00	.80		
0109 JOLIET PCT 002	1314	.19	.00	1.45		
0110 JOLIET PCT 003	1231	.20	.00	1.62		
0111 JOLIET PCT 004	1311	.10	.00	.76		
0112 JOLIET PCT 005	1071	.8	.00	.75		
0113 JOLIET PCT 006	1008	.6	.00	.60		

	TOTAL PERCENT				TOTAL PERCENT	
01 = REGISTERED VOTERS - TOTAL	454,714				03 = BALLOTS CAST - BLANK	2
02 = BALLOTS CAST - TOTAL	4,437				04 = VOTER TURNOUT - TOTAL	.98
(CONTINUED FROM PREVIOUS PAGE)	01	02	03	04		
0114 JOLIET PCT 007	1190	.13	.0	1.09		
0115 JOLIET PCT 008	1110	.10	.0	.90		
0116 JOLIET PCT 009	1922	.14	.0	.73		
0117 JOLIET PCT 010	1423	.21	.0	1.48		
0118 JOLIET PCT 011	1358	.19	.0	1.40		
0119 JOLIET PCT 012	1283	.8	.0	.62		
0120 JOLIET PCT 013	1221	.7	.0	.57		
0121 JOLIET PCT 014	1373	.12	.0	.87		
0122 JOLIET PCT 015	1343	.8	.0	.60		
0123 JOLIET PCT 016	1277	.8	.0	.63		
0124 JOLIET PCT 017	1351	.19	.0	1.41		
0125 JOLIET PCT 018	1399	.37	.0	2.64		
0126 JOLIET PCT 019	1174	.15	.0	1.28		
0127 JOLIET PCT 020	1105	.18	.0	1.63		
0128 JOLIET PCT 021	671	.4	.0	.60		
0129 JOLIET PCT 022	1059	.9	.0	.85		
0130 JOLIET PCT 023	1099	.6	.0	.55		
0131 JOLIET PCT 024	1163	.7	.0	.60		
0132 JOLIET PCT 025	891	.19	.0	2.13		
0133 JOLIET PCT 026	1228	.13	.0	1.06		
0134 JOLIET PCT 027	940	.10	.0	1.06		
0135 JOLIET PCT 028	1036	.4	.0	.39		
0136 JOLIET PCT 029	1264	.6	.0	.47		
0137 JOLIET PCT 030	1216	.5	.0	.41		
0138 JOLIET PCT 031	1228	.17	.0	1.38		
0139 JOLIET PCT 032	997	.7	.0	.70		
0140 JOLIET PCT 033	1127	.5	.0	.44		
0141 JOLIET PCT 034	1053	.9	.0	.85		
0142 JOLIET PCT 035	1281	.16	.0	1.25		
0143 JOLIET PCT 036	1017	.8	.0	.79		
0144 JOLIET PCT 037	1261	.11	.0	.87		
0145 LOCKPORT PCT 001	1804	.16	.0	.89		
0146 LOCKPORT PCT 002	1902	.13	.0	.68		
0147 LOCKPORT PCT 003	1701	.10	.0	.59		
0148 LOCKPORT PCT 004	1438	.3	.0	.21		
0149 LOCKPORT PCT 005	1434	.14	.0	.98		
0150 LOCKPORT PCT 006	1986	.11	.0	.55		
0151 LOCKPORT PCT 007	1960	.11	.0	.56		
0152 LOCKPORT PCT 008	1676	.5	.0	.30		
0153 LOCKPORT PCT 009	2129	.19	.0	.89		
0154 LOCKPORT PCT 010	1528	.13	.0	.85		
0155 LOCKPORT PCT 011	1448	.11	.0	.76		
0156 LOCKPORT PCT 012	1548	.14	.0	.90		
0157 LOCKPORT PCT 013	1960	.12	.0	.61		
0158 LOCKPORT PCT 014	1385	.9	.0	.65		
0159 LOCKPORT PCT 015	1335	.8	.0	.60		
0160 LOCKPORT PCT 016	1571	.18	.0	1.15		
0161 LOCKPORT PCT 017	1479	.6	.0	.41		
0162 LOCKPORT PCT 018	1643	.10	.0	.61		
0163 LOCKPORT PCT 019	1375	.14	.0	1.02		
0164 LOCKPORT PCT 020	1234	.9	.0	.73		
0165 LOCKPORT PCT 021	1360	.11	.0	.81		
0166 LOCKPORT PCT 022	1207	.9	.0	.75		
0167 LOCKPORT PCT 023	1057	.5	.0	.47		
0168 LOCKPORT PCT 024	908	.6	.0	.66		
0169 MANHATTAN PCT 001	1650	.17	.0	1.03		
0170 MANHATTAN PCT 002	1835	.17	.0	.93		

	TOTAL PERCENT				TOTAL PERCENT	
01 = REGISTERED VOTERS - TOTAL	454,714				03 = BALLOTS CAST - BLANK	2
02 = BALLOTS CAST - TOTAL	4,437				04 = VOTER TURNOUT - TOTAL	.98
(CONTINUED FROM PREVIOUS PAGE)	01	02	03	04		
0171 MANHATTAN PCT 003	1359	.20	.0	1.47		
0172 MANHATTAN PCT 004	1623	.8	.0	.49		
0173 MANHATTAN PCT 005	1728	.14	.0	.81		
0174 MONEE PCT 001	1204	.15	.0	1.25		
0175 MONEE PCT 002	1346	.16	.0	1.19		
0176 MONEE PCT 003	1470	.9	.0	.61		
0177 MONEE PCT 004	1518	.15	.0	.99		
0178 MONEE PCT 005	1180	.10	.0	.85		
0179 MONEE PCT 006	868	.3	.0	.35		
0180 MONEE PCT 007	1175	.9	.0	.77		
0181 MONEE PCT 008	1285	.5	.0	.39		
0182 NEW LENOX PCT 001	1382	.21	.0	1.52		
0183 NEW LENOX PCT 002	1891	.14	.0	.74		
0184 NEW LENOX PCT 003	1249	.17	.0	1.36		
0185 NEW LENOX PCT 004	1008	.14	.0	1.39		
0186 NEW LENOX PCT 005	1290	.16	.0	1.24		
0187 NEW LENOX PCT 006	1523	.17	.0	1.12		
0188 NEW LENOX PCT 007	1606	.21	.0	1.31		
0189 NEW LENOX PCT 008	1407	.7	.0	.50		
0190 NEW LENOX PCT 009	925	.12	.0	1.30		
0191 NEW LENOX PCT 010	1636	.20	.0	1.22		
0192 NEW LENOX PCT 011	1788	.12	.0	.67		
0193 NEW LENOX PCT 012	1370	.18	.0	1.31		
0194 NEW LENOX PCT 013	1759	.16	.1	.91		
0195 NEW LENOX PCT 014	2023	.15	.0	.74		
0196 NEW LENOX PCT 015	1544	.13	.0	.84		
0197 NEW LENOX PCT 016	1322	.15	.0	1.13		
0198 NEW LENOX PCT 017	1390	.22	.0	1.58		
0199 NEW LENOX PCT 018	1711	.12	.0	.70		
0200 NEW LENOX PCT 019	2011	.23	.0	1.14		
0201 NEW LENOX PCT 020	2115	.32	.0	1.51		
0202 PEOTONE PCT 001	1506	.8	.0	.53		
0203 PEOTONE PCT 002	1567	.10	.0	.64		
0204 PLAINFIELD PCT 001	1617	.11	.0	.68		
0205 PLAINFIELD PCT 002	1604	.7	.0	.44		
0206 PLAINFIELD PCT 003	1332	.12	.0	.90		
0207 PLAINFIELD PCT 004	1434	.5	.0	.35		
0208 PLAINFIELD PCT 005	1486	.11	.0	.74		
0209 PLAINFIELD PCT 006	985	.0	.0	.00		
0210 PLAINFIELD PCT 007	1995	.10	.0	.50		
0211 PLAINFIELD PCT 008	1583	.10	.0	.63		
0212 PLAINFIELD PCT 009	1835	.14	.0	.76		
0213 PLAINFIELD PCT 010	1270	.19	.0	1.50		
0214 PLAINFIELD PCT 011	821	.3	.0	.37		
0215 PLAINFIELD PCT 012	1685	.13	.0	.77		
0216 PLAINFIELD PCT 013	2217	.21	.0	.95		
0217 PLAINFIELD PCT 014	1935	.19	.0	.98		
0218 PLAINFIELD PCT 015	2028	.24	.0	1.18		
0219 PLAINFIELD PCT 016	1781	.16	.0	.90		
0220 PLAINFIELD PCT 017	1723	.16	.0	.93		
0221 PLAINFIELD PCT 018	1320	.2	.0	.15		
0222 PLAINFIELD PCT 019	1811	.6	.0	.33		
0223 PLAINFIELD PCT 020	1839	.13	.0	.71		
0224 PLAINFIELD PCT 021	1254	.12	.0	.96		
0225 PLAINFIELD PCT 022	1049	.9	.0	.86		
0226 PLAINFIELD PCT 023	1152	.5	.0	.43		
0227 PLAINFIELD PCT 024	1214	.16	.0	1.32		

	TOTAL PERCENT				TOTAL PERCENT	
01 = REGISTERED VOTERS - TOTAL	454,714				03 = BALLOTS CAST - BLANK	2
02 = BALLOTS CAST - TOTAL	4,437				04 = VOTER TURNOUT - TOTAL	.98
(CONTINUED FROM PREVIOUS PAGE)	01	02	03	04		
0228 PLAINFIELD PCT 025	1778	.15	.0	.84		
0229 PLAINFIELD PCT 026	1996	.4	.0	.20		
0230 PLAINFIELD PCT 027	1229	.11	.0	.90		
0231 PLAINFIELD PCT 028	1548	.11	.0	.71		
0232 PLAINFIELD PCT 029	1361	.16	.0	1.18		
0233 PLAINFIELD PCT 030	1335	.11	.0	.82		
0234 PLAINFIELD PCT 031	1345	.16	.0	1.19		
0235 PLAINFIELD PCT 032	1362	.14	.0	1.03		
0236 PLAINFIELD PCT 033	1429	.13	.0	.91		
0237 PLAINFIELD PCT 034	1485	.4	.0	.27		
0238 PLAINFIELD PCT 035	1383	.6	.0	.43		
0239 REED PCT 001	1520	.7	.0	.46		
0240 REED PCT 002	1644	.14	.0	.85		
0241 REED PCT 003	1540	.12	.0	.78		
0242 TROY PCT 001	2737	.15	.0	.55		
0243 TROY PCT 002	1775	.8	.0	.45		
0244 TROY PCT 003	1244	.8	.0	.64		
0245 TROY PCT 004	1288	.19	.0	1.48		
0246 TROY PCT 005	1145	.25	.0	2.18		
0247 TROY PCT 006	931	.2	.0	.21		
0248 TROY PCT 007	2081	.11	.0	.53		
0249 TROY PCT 008	2054	.19	.0	.93		
0250 TROY PCT 009	1326	.15	.0	1.13		
0251 TROY PCT 010	1784	.8	.0	.45		
0252 TROY PCT 011	1555	.20	.0	1.29		
0253 TROY PCT 012	900	.11	.0	1.22		
0254 TROY PCT 013	1843	.17	.0	.92		
0255 TROY PCT 014	1964	.22	.0	1.12		
0256 TROY PCT 015	1333	.7	.0	.53		
0257 TROY PCT 016	1918	.24	.0	1.25		
0258 TROY PCT 017	1625	.13	.0	.80		
0259 TROY PCT 018	1495	.13	.0	.87		
0260 TROY PCT 019	1803	.10	.0	.55		
0261 TROY PCT 020	1689	.20	.0	1.18		
0262 TROY PCT 021	1646	.9	.0	.55		
0263 TROY PCT 022	723	.8	.0	1.11		
0264 WASHINGTON PCT 001	1368	.13	.0	.95		
0265 WASHINGTON PCT 002	1691	.20	.0	1.18		
0266 WASHINGTON PCT 003	1328	.13	.0	.98		
0267 WESLEY PCT 001	1523	.6	.0	.39		
0268 WHEATLAND PCT 001	1214	.16	.0	1.32		
0269 WHEATLAND PCT 002	2042	.58	.0	2.84		
0270 WHEATLAND PCT 003	1725	.32	.0	1.86		
0271 WHEATLAND PCT 004	2009	.22	.0	1.10		
0272 WHEATLAND PCT 005	1823	.38	.0	2.08		
0273 WHEATLAND PCT 006	1337	.22	.0	1.65		
0274 WHEATLAND PCT 007	1354	.20	.0	1.48		
0275 WHEATLAND PCT 008	1384	.27	.0	1.95		
0276 WHEATLAND PCT 009	1598	.31	.0	1.94		
0277 WHEATLAND PCT 010	1431	.24	.0	1.68		
0278 WHEATLAND PCT 011	1661	.26	.0	1.57		
0279 WHEATLAND PCT 012	1671	.28	.0	1.68		
0280 WHEATLAND PCT 013	1293	.18	.0	1.39		
0281 WHEATLAND PCT 014	1561	.37	.0	2.37		
0282 WHEATLAND PCT 015	1550	.32	.0	2.06		
0283 WHEATLAND PCT 016	1596	.13	.0	.81		
0284 WHEATLAND PCT 017	1056	.23	.0	2.18		

	TOTAL PERCENT				TOTAL PERCENT	
01 = REGISTERED VOTERS - TOTAL	454,714				03 = BALLOTS CAST - BLANK	2
02 = BALLOTS CAST - TOTAL	4,437				04 = VOTER TURNOUT - TOTAL	.98
(CONTINUED FROM PREVIOUS PAGE)	01	02	03	04		
0285 WHEATLAND PCT 018	1549	.22	.0	1.42		
0286 WHEATLAND PCT 019	1206	.12	.0	1.00		
0287 WHEATLAND PCT 020	1333	.20	.1	1.50		
0288 WHEATLAND PCT 021	1386	.23	.0	1.66		
0289 WHEATLAND PCT 022	1818	.7	.0	.39		
0290 WHEATLAND PCT 023	1848	.13	.0	.70		
0291 WHEATLAND PCT 024	1992	.42	.0	2.11		
0292 WHEATLAND PCT 025	1669	.16	.0	.96		
0293 WHEATLAND PCT 026	2046	.26	.0	1.27		
0294 WHEATLAND PCT 027	1166	.18	.0	1.54		
0295 WHEATLAND PCT 028	1881	.21	.0	1.12		
0296 WHEATLAND PCT 029	1774	.23	.0	1.30		
0297 WHEATLAND PCT 030	1722	.25	.0	1.45		
0298 WHEATLAND PCT 031	1400	.12	.0	.86		
0299 WHEATLAND PCT 032	1748	.9	.0	.51		
0300 WHEATLAND PCT 033	1682	.16	.0	.95		
0301 WHEATLAND PCT 034	1416	.14	.0	.99		
0302 WHEATLAND PCT 035	838	.8	.0	.95		
0303 WHEATLAND PCT 036	1397	.21	.0	1.50		
0304 WHEATLAND PCT 037	1353	.21	.0	1.55		
0305 WHEATLAND PCT 038	1133	.7	.0	.62		
0306 WILL PCT 001	1209	.9	.0	.74		
0307 WILMINGTON PCT 001	1394	.9	.0	.65		
0308 WILMINGTON PCT 002	1166	.1	.0	.09		
0309 WILMINGTON PCT 003	1345	.5	.0	.37		
0310 WILTON PCT 001	601	.2	.0	.33		



LAUREN STALEY FERRY
WILL COUNTY CLERK