

**Will County  
General Primary Election  
REPUBLICAN CANVASS**



**March 17, 2020  
Joliet, Illinois**

**ELECTION SUMMARY**

**LAUREN STALEY FERRY**

**WILL COUNTY CLERK**

[www.thewillcountyclerk.com](http://www.thewillcountyclerk.com)

**LAUREN STALEY FERRY**

**WILL COUNTY CLERK**

WWW.THEWILLCOUNTYCLERK.COM

302 N. CHICAGO STREET, JOLIET, IL 60432

COCLRK@WILLCOUNTYILLINOIS.COM


815-740-4615

FAX: 815-740-4699

# **CERTIFICATE OF CANVASS RESULTS**

State of Illinois }  
County of Will } SS

I, Lauren Staley Ferry, do hereby certify that on April 7, 2020, I canvassed the returns of the General Primary Election held on March 17, 2020 for the County of Will and the foregoing true and complete Abstract of Votes was prepared in my presence in the office of the County Clerk in Will County, this 7<sup>th</sup> day of April, 2020.

  
\_\_\_\_\_  
Lauren Staley Ferry, County Clerk  
The County of Will, Illinois

# **March 17, 2020, PRIMARY GENERAL ELECTION**

## **Table of Contents**

**Section 1: Election Summary**

**Section 2: Presidential Summary**  
(Ballots Cast Statistics)  
(Includes by Congressional District)

**Section 3: United States Senator Summary**

**Section 4: Congressional Summary**  
(District 1, 2, 3, 11, 14 & 16)  
(Delegates/Alternate Delegates)

**Section 5: Legislative Summary**  
(District 19, 40, 43 & 49)

**Section 6: Representative Summary**  
(District 29, 34, 37, 38, 41, 75, 79, 80, 81, 82, 84, 85, 86, 97 & 98)

**Section 7: County Offices Summary**  
(Circuit Clerk, Recorder of Deeds, State's Attorney, County Auditor,  
Coroner & Chief Executive Officer)

**Section 8: County Board Summary**  
(Districts 1, 3, 8, 10, 12 & 13)

**Section 9: Precinct Commiteepersons Summary**

**Section 10: Write-In Votes**

**Section 11: Miscellaneous Referenda**

**Section 12: Vote By Mail by Precinct**

**Section 13: Early Voting by Precinct**

**Section 14: Election Day by Precinct**

**Section 15: Provisional Voting by Precinct**

**Section 16: Postmark Vote By Mail by Precinct**

# REPUBLICAN PARTY



## ELECTION SUMMARY

**LAUREN STALEY FERRY**

**WILL COUNTY CLERK**

[www.thewillcountyclerk.com](http://www.thewillcountyclerk.com)



## ELECTION SUMMARY

 WILL COUNTY, ILLINOIS  
 GENERAL PRIMARY ELECTION  
 MARCH 17, 2020  
 STATISTICS

## OFFICIAL RESULTS

RUN DATE:04/07/20 09:17 AM

REPORT-EL45A PAGE 001

	TOTAL VOTES	%	VOTE BY MAIL	EARLY VOTING	ELECTION DAY	PROVISIONAL	POSTMARK	VBM
--	-------------	---	--------------	--------------	--------------	-------------	----------	-----

PRECINCTS COUNTED (OF 304) . . . . .	304	100.00						
REGISTERED VOTERS - TOTAL . . . . .	453,582							
BALLOTS CAST - TOTAL . . . . .	115,241		6,202	25,787	78,686	138	4,428	
BALLOTS CAST - REPUBLICAN . . . . .	31,750	27.55	2,016	5,762	22,892	20	1,060	
BALLOTS CAST - FEDERAL REPUBLICAN . . . . .	22	.02	0	0	21	0	1	
BALLOTS CAST - DEMOCRATIC . . . . .	82,147	71.28	4,032	19,827	54,904	115	3,269	
BALLOTS CAST - FEDERAL DEMOCRATIC . . . . .	74	.06	20	0	45	1	8	
BALLOTS CAST - NONPARTISAN . . . . .	1,248	1.08	134	198	824	2	90	
BALLOTS CAST - BLANK . . . . .	28	.02	6	8	13	0	1	
VOTER TURNOUT - TOTAL . . . . .		25.41						

## ELECTION SUMMARY

WILL COUNTY, ILLINOIS  
GENERAL PRIMARY ELECTION  
MARCH 17, 2020  
REPUBLICAN

OFFICIAL RESULTS

RUN DATE:04/07/20 09:17 AM

REPORT-EL45A PAGE 002

	TOTAL VOTES	%	VOTE BY MAIL	EARLY VOTING	ELECTION DAY	PROVISIONAL	POSTMARK	VBM
PRESIDENT OF THE UNITED STATES - TOTAL								
Vote for not more than 1								
Donald J Trump. . . . .	29,949	96.06	1,895	5,400	21,652	20		982
Roque "Rocky" De La Fuente. . . . .	923	2.96	55	167	665	0		36
WRITE-IN. . . . .	306	.98	14	52	226	0		14
PRESIDENT OF THE UNITED STATES 1ST CONGRESSIONAL DISTRICT								
Vote for not more than 1								
Donald J Trump. . . . .	5,605	97.43	347	1,160	3,909	5		184
Roque "Rocky" De La Fuente. . . . .	102	1.77	4	23	69	0		6
WRITE-IN. . . . .	46	.80	2	8	36	0		0
PRESIDENT OF THE UNITED STATES 2ND CONGRESSIONAL DISTRICT								
Vote for not more than 1								
Donald J Trump. . . . .	2,541	97.43	168	217	2,069	0		87
Roque "Rocky" De La Fuente. . . . .	49	1.88	4	3	39	0		3
WRITE-IN. . . . .	18	.69	2	0	15	0		1
PRESIDENT OF THE UNITED STATES 3RD CONGRESSIONAL DISTRICT								
Vote for not more than 1								
Donald J Trump. . . . .	4,346	96.92	288	852	3,061	3		142
Roque "Rocky" De La Fuente. . . . .	109	2.43	11	14	80	0		4
WRITE-IN. . . . .	29	.65	0	3	24	0		2
PRESIDENT OF THE UNITED STATES 11TH CONGRESSIONAL DISTRICT								
Vote for not more than 1								
Donald J Trump. . . . .	10,577	95.05	702	1,839	7,654	9		373
Roque "Rocky" De La Fuente. . . . .	423	3.80	21	86	298	0		18
WRITE-IN. . . . .	128	1.15	5	23	93	0		7
PRESIDENT OF THE UNITED STATES 14TH CONGRESSIONAL DISTRICT								
Vote for not more than 1								
Donald J Trump. . . . .	5,153	94.86	299	1,169	3,523	3		159
Roque "Rocky" De La Fuente. . . . .	203	3.74	15	36	147	0		5
WRITE-IN. . . . .	76	1.40	5	16	51	0		4
PRESIDENT OF THE UNITED STATES 16TH CONGRESSIONAL DISTRICT								
Vote for not more than 1								
Donald J Trump. . . . .	1,727	97.41	91	163	1,436	0		37
Roque "Rocky" De La Fuente. . . . .	37	2.09	0	5	32	0		0
WRITE-IN. . . . .	9	.51	0	2	7	0		0

## ELECTION SUMMARY

WILL COUNTY, ILLINOIS  
GENERAL PRIMARY ELECTION  
MARCH 17, 2020  
REPUBLICAN

OFFICIAL RESULTS

RUN DATE:04/07/20 09:17 AM

REPORT-EL45A PAGE 003

	TOTAL VOTES	%	VOTE BY MAIL	EARLY VOTING	ELECTION DAY	PROVISIONAL	POSTMARK	VBM
<b>UNITED STATES SENATOR</b>								
Vote for not more than 1								
Mark C. Curran Jr. . . . .	13,217	45.22	857	2,368	9,536	10		446
Tom Tarter . . . . .	4,773	16.33	275	895	3,403	2		198
Casey Chlebek . . . . .	2,069	7.08	145	379	1,485	1		59
Peggy Hubbard . . . . .	5,627	19.25	387	1,052	4,006	3		179
Robert Marshall . . . . .	3,545	12.13	174	567	2,724	1		79
<b>REPRESENTATIVE IN CONGRESS 1ST CONGRESSIONAL DISTRICT</b>								
Vote for not more than 1								
Philanise White . . . . .	5,044	100.00	305	1,066	3,515	3		155
<b>REPRESENTATIVE IN CONGRESS 2ND CONGRESSIONAL DISTRICT</b>								
Vote for not more than 1								
Theresa J. Raborn. . . . .	2,283	100.00	165	199	1,840	0		79
<b>REPRESENTATIVE IN CONGRESS 3RD CONGRESSIONAL DISTRICT</b>								
Vote for not more than 1								
Mike Fricilone. . . . .	3,217	73.70	208	663	2,239	1		106
Arthur J. Jones . . . . .	325	7.45	16	36	269	0		4
Catherine A. O'Shea . . . . .	823	18.85	61	139	583	0		40
<b>REPRESENTATIVE IN CONGRESS 11TH CONGRESSIONAL DISTRICT</b>								
Vote for not more than 1								
Rick Laib . . . . .	6,439	59.78	469	1,113	4,622	6		229
Krishna K. Bansal. . . . .	4,333	40.22	214	776	3,183	1		159
<b>REPRESENTATIVE IN CONGRESS 14TH CONGRESSIONAL DISTRICT</b>								
Vote for not more than 1								
Sue Rezin . . . . .	1,244	23.14	81	280	842	0		41
Catalina Lauf . . . . .	892	16.59	39	180	657	0		16
Jerry Evans. . . . .	282	5.24	14	46	212	0		10
Jim Oberweis . . . . .	1,152	21.42	91	264	755	2		40
James T. "Jim" Marter . . . . .	523	9.73	27	150	328	0		18
Ted Gradel . . . . .	1,174	21.83	64	262	808	0		40
Anthony Catella . . . . .	110	2.05	4	29	72	0		5
<b>REPRESENTATIVE IN CONGRESS 16TH CONGRESSIONAL DISTRICT</b>								
Vote for not more than 1								
Adam Kinzinger. . . . .	1,665	100.00	86	156	1,388	0		35
<b>DELEGATE - NATIONAL NOMINATING CONV</b>								
<b>1ST CONGRESSIONAL DISTRICT</b>								
Vote for not more than 3								
Lori Yokoyama . . . . .	4,045	32.59	281	903	2,723	3		135
Audrey Tancos . . . . .	3,993	32.17	276	892	2,686	2		137
Kevin Suggs. . . . .	4,374	35.24	277	961	2,988	3		145

## ELECTION SUMMARY

WILL COUNTY, ILLINOIS  
GENERAL PRIMARY ELECTION  
MARCH 17, 2020  
REPUBLICAN

OFFICIAL RESULTS

RUN DATE:04/07/20 09:17 AM

REPORT-EL45A PAGE 004

	TOTAL VOTES	%	VOTE BY MAIL	EARLY VOTING	ELECTION DAY	PROVISIONAL	POSTMARK	VBM
DELEGATE - NATIONAL NOMINATING CONV								
2ND CONGRESSIONAL DISTRICT								
Vote for not more than 3								
Judy Diekelman. . . . .	2,077	38.94	157	183	1,665	0		72
Jayne Raef . . . . .	1,638	30.71	137	152	1,290	0		59
Nicholas Africano. . . . .	1,619	30.35	136	148	1,278	0		57
DELEGATE - NATIONAL NOMINATING CONV								
3RD CONGRESSIONAL DISTRICT								
Vote for not more than 3								
Keith Pekau. . . . .	3,394	37.86	238	686	2,354	2		114
Jesus Solorio . . . . .	2,566	28.63	192	560	1,720	1		93
Cynthia Nelson Katsenes. . . . .	2,977	33.21	224	640	1,998	1		114
WRITE-IN. . . . .	27	.30	3	4	18	0		2
DELEGATE - NATIONAL NOMINATING CONV								
11TH CONGRESSIONAL DISTRICT								
Vote for not more than 3								
Roger Claar. . . . .	8,508	37.34	599	1,593	5,995	6		315
Michelle Smith. . . . .	7,653	33.59	552	1,420	5,371	7		303
Raquel Mitchell . . . . .	6,622	29.07	513	1,289	4,541	5		274
DELEGATE - NATIONAL NOMINATING CONV								
14TH CONGRESSIONAL DISTRICT								
Vote for not more than 3								
Laura Pollastrini. . . . .	3,829	33.76	253	911	2,529	1		135
Nicole Prater . . . . .	3,657	32.24	244	895	2,399	1		118
Charles "Chuck" Wheeler. . . . .	3,857	34.00	248	919	2,572	2		116
DELEGATE - NATIONAL NOMINATING CONV								
16TH CONGRESSIONAL DISTRICT								
Vote for not more than 3								
John Cabello . . . . .	1,414	53.99	80	132	1,168	0		34
Jan Klaas . . . . .	1,205	46.01	73	124	980	0		28
ALTERNATE DELEGATE - NATIONAL NOMINATING CONV								
1ST CONGRESSIONAL DISTRICT								
Vote for not more than 3								
Greg Fletcher . . . . .	4,505	37.43	279	961	3,116	2		147
Lynn Franco. . . . .	4,093	34.01	282	914	2,752	4		141
Symeon Brown . . . . .	3,438	28.56	249	800	2,268	3		118
ALTERNATE DELEGATE - NATIONAL NOMINATING CONV								
2ND CONGRESSIONAL DISTRICT								
Vote for not more than 3								
Jack McInerney. . . . .	1,924	36.84	149	177	1,529	0		69
George Pearson. . . . .	1,787	34.22	139	162	1,420	0		66
Wayland Johnson Jr . . . . .	1,511	28.94	127	146	1,184	0		54

## ELECTION SUMMARY

WILL COUNTY, ILLINOIS  
GENERAL PRIMARY ELECTION  
MARCH 17, 2020  
REPUBLICAN

OFFICIAL RESULTS

RUN DATE:04/07/20 09:17 AM

REPORT-EL45A PAGE 005

	TOTAL VOTES	%	VOTE BY MAIL	EARLY VOTING	ELECTION DAY	PROVISIONAL	POSTMARK	VBM
ALTERNATE DELEGATE - NATIONAL NOMINATING CONV								
3RD CONGRESSIONAL DISTRICT								
Vote for not more than 3								
Stephen Balich. . . . .	3,418	39.12	243	709	2,351	2		113
Michael Shackel . . . . .	2,565	29.35	193	556	1,724	2		90
Madelyn D Flaherty . . . . .	2,755	31.53	206	593	1,854	2		100
ALTERNATE DELEGATE - NATIONAL NOMINATING CONV								
11TH CONGRESSIONAL DISTRICT								
Vote for not more than 3								
Laura Kochan . . . . .	8,140	36.66	564	1,495	5,766	5		310
Dominick Stella . . . . .	7,048	31.74	549	1,351	4,859	5		284
Carl Miller. . . . .	7,014	31.59	542	1,302	4,891	5		274
ALTERNATE DELEGATE - NATIONAL NOMINATING CONV								
14TH CONGRESSIONAL DISTRICT								
Vote for not more than 3								
Tim Bagby . . . . .	3,633	33.43	235	883	2,388	2		125
John "Jack" Lynch. . . . .	3,940	36.25	256	937	2,623	1		123
Cornelius Shanahan . . . . .	3,296	30.32	230	796	2,153	1		116
ALTERNATE DELEGATE - NATIONAL NOMINATING CONV								
16TH CONGRESSIONAL DISTRICT								
Vote for not more than 3								
Susan Wynn Bence . . . . .	1,137	32.15	66	112	930	0		29
Judith Wooten . . . . .	1,209	34.18	70	123	987	0		29
Larry Smith. . . . .	1,191	33.67	71	116	973	0		31
STATE SENATOR 19TH LEGISLATIVE DISTRICT								
Vote for not more than 1								
NO CANDIDATE FILED . . . . .	0		0	0	0	0		0
WRITE-IN. . . . .	628	100.00	28	126	454	0		20
STATE SENATOR 40TH LEGISLATIVE DISTRICT								
Vote for not more than 1								
Eric M. Wallace . . . . .	2,730	100.00	154	343	2,128	1		104
STATE SENATOR 43RD LEGISLATIVE DISTRICT								
Vote for not more than 1								
Ben Bierly . . . . .	5,463	100.00	367	1,060	3,822	2		212
STATE SENATOR 49TH LEGISLATIVE DISTRICT								
Vote for not more than 1								
Thomas McCullagh . . . . .	7,850	100.00	519	1,232	5,819	7		273



## ELECTION SUMMARY

WILL COUNTY, ILLINOIS  
GENERAL PRIMARY ELECTION  
MARCH 17, 2020  
REPUBLICAN

## OFFICIAL RESULTS

RUN DATE:04/07/20 09:17 AM

REPORT-EL45A PAGE 006

	TOTAL VOTES	%	VOTE BY MAIL	EARLY VOTING	ELECTION DAY	PROVISIONAL	POSTMARK	VBM
REPRESENTATIVE IN THE GENERAL ASSEMBLY								
29TH REPRESENTATIVE DISTRICT								
Vote for not more than 1								
NO CANDIDATE FILED . . . . .	0		0	0	0	0		0
REPRESENTATIVE IN THE GENERAL ASSEMBLY								
34TH REPRESENTATIVE DISTRICT								
Vote for not more than 1								
NO CANDIDATE FILED . . . . .	0		0	0	0	0		0
REPRESENTATIVE IN THE GENERAL ASSEMBLY								
37TH REPRESENTATIVE DISTRICT								
Vote for not more than 1								
Tim Ozinga . . . . .	4,907	100.00	295	1,170	3,309	0		133
REPRESENTATIVE IN THE GENERAL ASSEMBLY								
38TH REPRESENTATIVE DISTRICT								
Vote for not more than 1								
Max Solomon. . . . .	344	100.00	28	54	252	1		9
REPRESENTATIVE IN THE GENERAL ASSEMBLY								
41ST REPRESENTATIVE DISTRICT								
Vote for not more than 1								
Grant Wehrli . . . . .	1,990	100.00	93	459	1,387	0		51
REPRESENTATIVE IN THE GENERAL ASSEMBLY								
75TH REPRESENTATIVE DISTRICT								
Vote for not more than 1								
David Allen Welter . . . . .	1,233	100.00	65	100	1,040	0		28
REPRESENTATIVE IN THE GENERAL ASSEMBLY								
79TH REPRESENTATIVE DISTRICT								
Vote for not more than 1								
Jackie Haas. . . . .	649	100.00	44	26	559	0		20
REPRESENTATIVE IN THE GENERAL ASSEMBLY								
80TH REPRESENTATIVE DISTRICT								
Vote for not more than 1								
NO CANDIDATE FILED . . . . .	0		0	0	0	0		0
REPRESENTATIVE IN THE GENERAL ASSEMBLY								
81ST REPRESENTATIVE DISTRICT								
Vote for not more than 1								
Laura Hois . . . . .	184	100.00	9	32	136	0		7

## ELECTION SUMMARY

WILL COUNTY, ILLINOIS  
GENERAL PRIMARY ELECTION  
MARCH 17, 2020  
REPUBLICAN

## OFFICIAL RESULTS

RUN DATE:04/07/20 09:17 AM

REPORT-EL45A PAGE 007

	TOTAL VOTES	%	VOTE BY MAIL	EARLY VOTING	ELECTION DAY	PROVISIONAL	POSTMARK	VBM
REPRESENTATIVE IN THE GENERAL ASSEMBLY								
82ND REPRESENTATIVE DISTRICT								
Vote for not more than 1								
Jim Durkin . . . . .	1,472	100.00	121	274	1,030	1		46
REPRESENTATIVE IN THE GENERAL ASSEMBLY								
84TH REPRESENTATIVE DISTRICT								
Vote for not more than 1								
NO CANDIDATE FILED . . . . .	0		0	0	0	0		0
REPRESENTATIVE IN THE GENERAL ASSEMBLY								
85TH REPRESENTATIVE DISTRICT								
Vote for not more than 1								
Ron Doweidt. . . . .	2,608	100.00	138	624	1,751	2		93
REPRESENTATIVE IN THE GENERAL ASSEMBLY								
86TH REPRESENTATIVE DISTRICT								
Vote for not more than 1								
NO CANDIDATE FILED . . . . .	0		0	0	0	0		0
REPRESENTATIVE IN THE GENERAL ASSEMBLY								
97TH REPRESENTATIVE DISTRICT								
Vote for not more than 1								
Mark Batinick . . . . .	4,376	100.00	288	816	3,119	5		148
REPRESENTATIVE IN THE GENERAL ASSEMBLY								
98TH REPRESENTATIVE DISTRICT								
Vote for not more than 1								
NO CANDIDATE FILED . . . . .	0		0	0	0	0		0
CIRCUIT CLERK								
Vote for not more than 1								
NO CANDIDATE FILED . . . . .	0		0	0	0	0		0
WRITE-IN. . . . .	1,901	100.00	83	287	1,486	3		42
RECORDER OF DEEDS								
Vote for not more than 1								
Gretchen Fritz. . . . .	27,365	100.00	1,770	4,961	19,695	16		923
STATE'S ATTORNEY								
Vote for not more than 1								
NO CANDIDATE FILED . . . . .	0		0	0	0	0		0
COUNTY AUDITOR								
Vote for not more than 1								
NO CANDIDATE FILED . . . . .	0		0	0	0	0		0

## ELECTION SUMMARY

WILL COUNTY, ILLINOIS  
GENERAL PRIMARY ELECTION  
MARCH 17, 2020  
REPUBLICAN

## OFFICIAL RESULTS

RUN DATE:04/07/20 09:17 AM

REPORT-EL45A PAGE 008

	TOTAL VOTES	%	VOTE BY MAIL	EARLY VOTING	ELECTION DAY	PROVISIONAL	POSTMARK	VBM
<b>CORONER</b>								
Vote for not more than 1								
James J. Piacentini . . . . .	27,801	100.00	1,769	5,046	20,067	16		903
<b>CHIEF EXECUTIVE OFFICER</b>								
Vote for not more than 1								
Nick Ficarello. . . . .	27,666	99.25	1,770	5,025	19,939	16		916
WRITE-IN. . . . .	208	.75	11	39	153	0		5
<b>COUNTY BOARD MEMBER DISTRICT ONE</b>								
Vote for not more than 1								
Kelly Dettlaff. . . . .	2,138	100.00	151	199	1,713	0		75
<b>COUNTY BOARD MEMBER DISTRICT THREE</b>								
Vote for not more than 2								
NO CANDIDATE FILED . . . . .	0		0	0	0	0		0
<b>COUNTY BOARD MEMBER DISTRICT EIGHT</b>								
Vote for not more than 2								
NO CANDIDATE FILED . . . . .	0		0	0	0	0		0
<b>COUNTY BOARD MEMBER DISTRICT TEN</b>								
Vote for not more than 2								
NO CANDIDATE FILED . . . . .	0		0	0	0	0		0
<b>COUNTY BOARD MEMBER DISTRICT TWELVE</b>								
Vote for not more than 2								
Tom Weigel . . . . .	3,029	52.79	180	810	1,944	2		93
Raymond Tuminello. . . . .	2,709	47.21	155	720	1,751	2		81
<b>COUNTY BOARD MEMBER DISTRICT THIRTEEN</b>								
Vote for not more than 2								
Debbie Kraulidis . . . . .	1,801	53.28	144	252	1,322	1		82
Gerald W. Smith . . . . .	1,579	46.72	124	208	1,172	3		72
<b>COMMITTEEPERSON CHANNAHON PCT 001</b>								
Vote for not more than 1								
Judith M. "Judy" Wooten. . . . .	105	100.00	4	18	83	0		0
<b>COMMITTEEPERSON CHANNAHON PCT 002</b>								
Vote for not more than 1								
Rita Duchene Hughes . . . . .	129	100.00	9	21	95	0		4
<b>COMMITTEEPERSON CHANNAHON PCT 003</b>								
Vote for not more than 1								
Joleen V. McCarty. . . . .	110	100.00	5	22	81	0		2

## ELECTION SUMMARY

WILL COUNTY, ILLINOIS  
GENERAL PRIMARY ELECTION  
MARCH 17, 2020  
REPUBLICAN

## OFFICIAL RESULTS

RUN DATE:04/07/20 09:17 AM

REPORT-EL45A PAGE 009

	TOTAL VOTES	%	VOTE BY MAIL	EARLY VOTING	ELECTION DAY	PROVISIONAL	POSTMARK	VBM
COMMITTEEPERSON CHANNAHON PCT 004								
Vote for not more than 1								
NO CANDIDATE FILED . . . . *	0		0	0	0	0		0
WRITE-IN. . . . *	24	100.00	0	6	18	0		0
COMMITTEEPERSON CHANNAHON PCT 005								
Vote for not more than 1								
Christine Drumm . . . . *	102	100.00	4	6	91	0		1
COMMITTEEPERSON CRETE PCT 001								
Vote for not more than 1								
NO CANDIDATE FILED . . . . *	0		0	0	0	0		0
COMMITTEEPERSON CRETE PCT 002								
Vote for not more than 1								
NO CANDIDATE FILED . . . . *	0		0	0	0	0		0
COMMITTEEPERSON CRETE PCT 003								
Vote for not more than 1								
James J. Piacentini . . . . *	59	100.00	5	9	41	0		4
COMMITTEEPERSON CRETE PCT 004								
Vote for not more than 1								
Frank Elton. . . . *	48	100.00	7	7	31	0		3
COMMITTEEPERSON CRETE PCT 005								
Vote for not more than 1								
NO CANDIDATE FILED . . . . *	0		0	0	0	0		0
COMMITTEEPERSON CRETE PCT 006								
Vote for not more than 1								
David E. Smith. . . . *	75	100.00	8	14	53	0		0
COMMITTEEPERSON CRETE PCT 007								
Vote for not more than 1								
NO CANDIDATE FILED . . . . *	0		0	0	0	0		0
COMMITTEEPERSON CRETE PCT 008								
Vote for not more than 1								
Steven P. Bruns . . . . *	73	100.00	5	5	63	0		0
COMMITTEEPERSON CRETE PCT 009								
Vote for not more than 1								
NO CANDIDATE FILED . . . . *	0		0	0	0	0		0

## ELECTION SUMMARY

WILL COUNTY, ILLINOIS  
GENERAL PRIMARY ELECTION  
MARCH 17, 2020  
REPUBLICAN

OFFICIAL RESULTS

RUN DATE:04/07/20 09:17 AM

REPORT-EL45A PAGE 010

	TOTAL VOTES	%	VOTE BY MAIL	EARLY VOTING	ELECTION DAY	PROVISIONAL	POSTMARK	VBM
COMMITTEEPERSON CRETE PCT 010								
Vote for not more than 1								
NO CANDIDATE FILED . . . . .	0		0	0	0	0	0	0
COMMITTEEPERSON CRETE PCT 011								
Vote for not more than 1								
NO CANDIDATE FILED . . . . .	0		0	0	0	0	0	0
COMMITTEEPERSON CRETE PCT 012								
Vote for not more than 1								
Laura Elton. . . . .	69	100.00	5	4	54	0	6	
COMMITTEEPERSON CUSTER PCT 001								
Vote for not more than 1								
NO CANDIDATE FILED . . . . .	0		0	0	0	0	0	0
COMMITTEEPERSON DU PAGE PCT 001								
Vote for not more than 1								
NO CANDIDATE FILED . . . . .	0		0	0	0	0	0	0
COMMITTEEPERSON DU PAGE PCT 002								
Vote for not more than 1								
Zachary Emberton . . . . .	126	100.00	5	34	81	0	6	
COMMITTEEPERSON DU PAGE PCT 003								
Vote for not more than 1								
NO CANDIDATE FILED . . . . .	0		0	0	0	0	0	0
COMMITTEEPERSON DU PAGE PCT 004								
Vote for not more than 1								
NO CANDIDATE FILED . . . . .	0		0	0	0	0	0	0
COMMITTEEPERSON DU PAGE PCT 005								
Vote for not more than 1								
NO CANDIDATE FILED . . . . .	0		0	0	0	0	0	0
COMMITTEEPERSON DU PAGE PCT 006								
Vote for not more than 1								
NO CANDIDATE FILED . . . . .	0		0	0	0	0	0	0
COMMITTEEPERSON DU PAGE PCT 007								
Vote for not more than 1								
NO CANDIDATE FILED . . . . .	0		0	0	0	0	0	0



## ELECTION SUMMARY

WILL COUNTY, ILLINOIS  
GENERAL PRIMARY ELECTION  
MARCH 17, 2020  
REPUBLICAN

## OFFICIAL RESULTS

RUN DATE:04/07/20 09:17 AM

REPORT-EL45A PAGE 011

	TOTAL VOTES	%	VOTE BY MAIL	EARLY VOTING	ELECTION DAY	PROVISIONAL	POSTMARK	VBM
COMMITTEEPERSON DU PAGE PCT 008								
Vote for not more than 1								
Jacquelyn Randle . . . . .	57	100.00	3	25	27	0		2
COMMITTEEPERSON DU PAGE PCT 009								
Vote for not more than 1								
NO CANDIDATE FILED . . . . .	0		0	0	0	0		0
COMMITTEEPERSON DU PAGE PCT 010								
Vote for not more than 1								
Michael Calcagno . . . . .	47	100.00	2	11	33	0		1
COMMITTEEPERSON DU PAGE PCT 011								
Vote for not more than 1								
NO CANDIDATE FILED . . . . .	0		0	0	0	0		0
COMMITTEEPERSON DU PAGE PCT 012								
Vote for not more than 1								
Felix George . . . . .	60	100.00	5	16	34	0		5
COMMITTEEPERSON DU PAGE PCT 013								
Vote for not more than 1								
NO CANDIDATE FILED . . . . .	0		0	0	0	0		0
COMMITTEEPERSON DU PAGE PCT 014								
Vote for not more than 1								
NO CANDIDATE FILED . . . . .	0		0	0	0	0		0
COMMITTEEPERSON DU PAGE PCT 015								
Vote for not more than 1								
Talat Rashid . . . . .	52	100.00	1	15	35	0		1
COMMITTEEPERSON DU PAGE PCT 016								
Vote for not more than 1								
NO CANDIDATE FILED . . . . .	0		0	0	0	0		0
COMMITTEEPERSON DU PAGE PCT 017								
Vote for not more than 1								
Sheldon L. Watts . . . . .	71	100.00	5	16	48	0		2
COMMITTEEPERSON DU PAGE PCT 018								
Vote for not more than 1								
NO CANDIDATE FILED . . . . .	0		0	0	0	0		0

## ELECTION SUMMARY

WILL COUNTY, ILLINOIS  
GENERAL PRIMARY ELECTION  
MARCH 17, 2020  
REPUBLICAN

## OFFICIAL RESULTS

RUN DATE:04/07/20 09:17 AM

REPORT-EL45A PAGE 012

	TOTAL VOTES	%	VOTE BY MAIL	EARLY VOTING	ELECTION DAY	PROVISIONAL	POSTMARK	VBM
COMMITTEEPERSON DU PAGE PCT 019								
Vote for not more than 1								
NO CANDIDATE FILED . . . . *	0		0	0	0	0		0
COMMITTEEPERSON DU PAGE PCT 020								
Vote for not more than 1								
Ron Doweidt. . . . *	46	100.00	1	14	31	0		0
COMMITTEEPERSON DU PAGE PCT 021								
Vote for not more than 1								
Teaquicia Leslie Ward . . . *	70	100.00	3	21	41	0		5
COMMITTEEPERSON DU PAGE PCT 022								
Vote for not more than 1								
James M. O'Brien . . . *	91	100.00	8	23	59	0		1
COMMITTEEPERSON DU PAGE PCT 023								
Vote for not more than 1								
NO CANDIDATE FILED . . . . *	0		0	0	0	0		0
COMMITTEEPERSON DU PAGE PCT 024								
Vote for not more than 1								
Jean Kelly . . . . *	55	100.00	4	13	34	0		4
COMMITTEEPERSON DU PAGE PCT 025								
Vote for not more than 1								
NO CANDIDATE FILED . . . . *	0		0	0	0	0		0
COMMITTEEPERSON DU PAGE PCT 026								
Vote for not more than 1								
Monte M. Larrick . . . . *	62	100.00	1	19	42	0		0
COMMITTEEPERSON DU PAGE PCT 027								
Vote for not more than 1								
NO CANDIDATE FILED . . . . *	0		0	0	0	0		0
COMMITTEEPERSON DU PAGE PCT 028								
Vote for not more than 1								
NO CANDIDATE FILED . . . . *	0		0	0	0	0		0
COMMITTEEPERSON DU PAGE PCT 029								
Vote for not more than 1								
NO CANDIDATE FILED . . . . *	0		0	0	0	0		0

## ELECTION SUMMARY

WILL COUNTY, ILLINOIS  
GENERAL PRIMARY ELECTION  
MARCH 17, 2020  
REPUBLICAN

## OFFICIAL RESULTS

RUN DATE:04/07/20 09:17 AM

REPORT-EL45A PAGE 013

	TOTAL VOTES	%	VOTE BY MAIL	EARLY VOTING	ELECTION DAY	PROVISIONAL	POSTMARK	VBM
COMMITTEEPERSON DU PAGE PCT 030								
Vote for not more than 1								
NO CANDIDATE FILED . . . . *	0		0	0	0	0	0	0
COMMITTEEPERSON DU PAGE PCT 031								
Vote for not more than 1								
Maria A. Zarate . . . . *	45	100.00	1	4	39	0	1	
COMMITTEEPERSON DU PAGE PCT 032								
Vote for not more than 1								
David G Richards . . . . *	100	100.00	4	17	76	0	3	
COMMITTEEPERSON DU PAGE PCT 033								
Vote for not more than 1								
NO CANDIDATE FILED . . . . *	0		0	0	0	0	0	0
COMMITTEEPERSON DU PAGE PCT 034								
Vote for not more than 1								
NO CANDIDATE FILED . . . . *	0		0	0	0	0	0	0
COMMITTEEPERSON DU PAGE PCT 035								
Vote for not more than 1								
NO CANDIDATE FILED . . . . *	0		0	0	0	0	0	0
COMMITTEEPERSON DU PAGE PCT 036								
Vote for not more than 1								
NO CANDIDATE FILED . . . . *	0		0	0	0	0	0	0
COMMITTEEPERSON DU PAGE PCT 037								
Vote for not more than 1								
NO CANDIDATE FILED . . . . *	0		0	0	0	0	0	0
COMMITTEEPERSON FLORENCE PCT 001								
Vote for not more than 1								
NO CANDIDATE FILED . . . . *	0		0	0	0	0	0	0
COMMITTEEPERSON FRANKFORT PCT 001								
Vote for not more than 1								
David R Molinari . . . . *	159	100.00	6	46	104	0	3	
COMMITTEEPERSON FRANKFORT PCT 002								
Vote for not more than 1								
NO CANDIDATE FILED . . . . *	0		0	0	0	0	0	0

## ELECTION SUMMARY

WILL COUNTY, ILLINOIS  
GENERAL PRIMARY ELECTION  
MARCH 17, 2020  
REPUBLICAN

## OFFICIAL RESULTS

RUN DATE:04/07/20 09:17 AM

REPORT-EL45A PAGE 014

	TOTAL VOTES	%	VOTE BY MAIL	EARLY VOTING	ELECTION DAY	PROVISIONAL	POSTMARK	VBM
COMMITTEEPERSON FRANKFORT PCT 003								
Vote for not more than 1								
Heather Seger . . . . .	82	100.00	8	14	59	0		1
COMMITTEEPERSON FRANKFORT PCT 004								
Vote for not more than 1								
Jessica Kot. . . . .	70	100.00	8	23	38	0		1
COMMITTEEPERSON FRANKFORT PCT 005								
Vote for not more than 1								
Anthony J Bruozas. . . . .	146	100.00	8	27	108	0		3
COMMITTEEPERSON FRANKFORT PCT 006								
Vote for not more than 1								
NO CANDIDATE FILED . . . . .	0		0	0	0	0		0
COMMITTEEPERSON FRANKFORT PCT 007								
Vote for not more than 1								
Joseph Kral. . . . .	97	100.00	12	20	65	0		0
COMMITTEEPERSON FRANKFORT PCT 008								
Vote for not more than 1								
Nick George. . . . .	60	100.00	12	16	32	0		0
COMMITTEEPERSON FRANKFORT PCT 009								
Vote for not more than 1								
Laura I. Miroballi . . . . .	54	100.00	7	10	33	0		4
COMMITTEEPERSON FRANKFORT PCT 010								
Vote for not more than 1								
NO CANDIDATE FILED . . . . .	0		0	0	0	0		0
COMMITTEEPERSON FRANKFORT PCT 011								
Vote for not more than 1								
Luigi Buffone . . . . .	97	100.00	5	27	61	0		4
COMMITTEEPERSON FRANKFORT PCT 012								
Vote for not more than 1								
Jeffrey Tuminello. . . . .	102	100.00	1	26	71	0		4
COMMITTEEPERSON FRANKFORT PCT 013								
Vote for not more than 1								
NO CANDIDATE FILED . . . . .	0		0	0	0	0		0

## ELECTION SUMMARY

WILL COUNTY, ILLINOIS  
GENERAL PRIMARY ELECTION  
MARCH 17, 2020  
REPUBLICAN

## OFFICIAL RESULTS

RUN DATE:04/07/20 09:17 AM

REPORT-EL45A PAGE 015

	TOTAL VOTES	%	VOTE BY MAIL	EARLY VOTING	ELECTION DAY	PROVISIONAL	POSTMARK	VBM
COMMITTEEPERSON FRANKFORT PCT 014								
Vote for not more than 1								
David J. Smith. . . . .	98	100.00	3	16	79	0		0
COMMITTEEPERSON FRANKFORT PCT 015								
Vote for not more than 1								
NO CANDIDATE FILED . . . . .	0		0	0	0	0		0
COMMITTEEPERSON FRANKFORT PCT 016								
Vote for not more than 1								
Henry W. Meers, Jr. . . . .	76	100.00	9	13	50	0		4
COMMITTEEPERSON FRANKFORT PCT 017								
Vote for not more than 1								
Edward E. Ronkowski . . . . .	162	100.00	10	48	93	0		11
COMMITTEEPERSON FRANKFORT PCT 018								
Vote for not more than 1								
Gayla P. Smith. . . . .	100	100.00	5	25	69	0		1
COMMITTEEPERSON FRANKFORT PCT 019								
Vote for not more than 1								
NO CANDIDATE FILED . . . . .	0		0	0	0	0		0
COMMITTEEPERSON FRANKFORT PCT 020								
Vote for not more than 1								
James G Moustis . . . . .	78	100.00	4	15	58	0		1
COMMITTEEPERSON FRANKFORT PCT 021								
Vote for not more than 1								
NO CANDIDATE FILED . . . . .	0		0	0	0	0		0
COMMITTEEPERSON FRANKFORT PCT 022								
Vote for not more than 1								
Jeff Arseneau . . . . .	95	100.00	10	40	43	0		2
COMMITTEEPERSON FRANKFORT PCT 023								
Vote for not more than 1								
NO CANDIDATE FILED . . . . .	0		0	0	0	0		0
COMMITTEEPERSON FRANKFORT PCT 024								
Vote for not more than 1								
Elizabeth Burghard . . . . .	77	100.00	3	13	59	0		2



## ELECTION SUMMARY

WILL COUNTY, ILLINOIS  
GENERAL PRIMARY ELECTION  
MARCH 17, 2020  
REPUBLICAN

OFFICIAL RESULTS

RUN DATE:04/07/20 09:17 AM

REPORT-EL45A PAGE 016

	TOTAL VOTES	%	VOTE BY MAIL	EARLY VOTING	ELECTION DAY	PROVISIONAL	POSTMARK	VBM
COMMITTEEPERSON FRANKFORT PCT 025								
Vote for not more than 1								
Daniel J Butler . . . . .	78	100.00	1	13	62	0		2
COMMITTEEPERSON FRANKFORT PCT 026								
Vote for not more than 1								
Lindsey E. Carlasure. . . . .	81	100.00	7	20	49	0		5
COMMITTEEPERSON FRANKFORT PCT 027								
Vote for not more than 1								
Bill Carlson . . . . .	82	100.00	3	18	57	0		4
COMMITTEEPERSON FRANKFORT PCT 028								
Vote for not more than 1								
NO CANDIDATE FILED . . . . .	0		0	0	0	0		0
COMMITTEEPERSON GREEN GARDEN PCT 001								
Vote for not more than 1								
NO CANDIDATE FILED . . . . .	0		0	0	0	0		0
COMMITTEEPERSON GREEN GARDEN PCT 002								
Vote for not more than 1								
Cherie Newton . . . . .	244	100.00	10	35	194	0		5
COMMITTEEPERSON HOMER PCT 001								
Vote for not more than 1								
Regina E Robinson. . . . .	102	100.00	9	3	88	0		2
COMMITTEEPERSON HOMER PCT 002								
Vote for not more than 1								
Wayne Felgenhauer. . . . .	133	100.00	5	26	101	0		1
COMMITTEEPERSON HOMER PCT 003								
Vote for not more than 1								
Sharon Sweas . . . . .	90	100.00	7	25	56	0		2
COMMITTEEPERSON HOMER PCT 004								
Vote for not more than 1								
Cesar E. Marin. . . . .	142	100.00	11	33	96	0		2
COMMITTEEPERSON HOMER PCT 005								
Vote for not more than 1								
Steve Bolek. . . . .	111	100.00	10	19	76	0		6

## ELECTION SUMMARY

WILL COUNTY, ILLINOIS  
GENERAL PRIMARY ELECTION  
MARCH 17, 2020  
REPUBLICAN

## OFFICIAL RESULTS

RUN DATE:04/07/20 09:17 AM

REPORT-EL45A PAGE 017

	TOTAL VOTES	%	VOTE BY MAIL	EARLY VOTING	ELECTION DAY	PROVISIONAL	POSTMARK	VBM
COMMITTEEPERSON HOMER PCT 006								
Vote for not more than 1								
Stephen J. Balich. . . . .	117	100.00	14	25	76	0		2
COMMITTEEPERSON HOMER PCT 007								
Vote for not more than 1								
Daniel M. Fialko . . . . .	75	63.03	1	16	55	0		3
Edward Kalas . . . . .	44	36.97	3	11	27	0		3
COMMITTEEPERSON HOMER PCT 008								
Vote for not more than 1								
Paul J. Wills, Sr. . . . .	118	100.00	13	30	73	0		2
COMMITTEEPERSON HOMER PCT 009								
Vote for not more than 1								
Steve Spontak . . . . .	80	100.00	7	13	54	0		6
COMMITTEEPERSON HOMER PCT 010								
Vote for not more than 1								
Gary K Davidson . . . . .	103	100.00	11	19	64	0		9
COMMITTEEPERSON HOMER PCT 011								
Vote for not more than 1								
Matt Connelly . . . . .	105	100.00	9	17	78	0		1
COMMITTEEPERSON HOMER PCT 012								
Vote for not more than 1								
Ruben L Pazmino . . . . .	100	100.00	4	22	72	0		2
COMMITTEEPERSON HOMER PCT 013								
Vote for not more than 1								
Vicki Bozen. . . . .	141	100.00	8	33	95	0		5
COMMITTEEPERSON HOMER PCT 014								
Vote for not more than 1								
Mike Fricilone. . . . .	162	100.00	8	29	122	0		3
COMMITTEEPERSON HOMER PCT 015								
Vote for not more than 1								
Monica Kuziel . . . . .	126	100.00	9	41	71	0		5
COMMITTEEPERSON HOMER PCT 016								
Vote for not more than 1								
Elizabeth Caparelli-Ruff . . . . .	105	100.00	7	22	70	0		6

## ELECTION SUMMARY

WILL COUNTY, ILLINOIS  
GENERAL PRIMARY ELECTION  
MARCH 17, 2020  
REPUBLICAN

## OFFICIAL RESULTS

RUN DATE:04/07/20 09:17 AM

REPORT-EL45A PAGE 018

	TOTAL VOTES	%	VOTE BY MAIL	EARLY VOTING	ELECTION DAY	PROVISIONAL	POSTMARK	VBM
COMMITTEEPERSON HOMER PCT 017								
Vote for not more than 1								
NO CANDIDATE FILED . . . . .	0		0	0	0	0		0
COMMITTEEPERSON HOMER PCT 018								
Vote for not more than 1								
Brent Porfilio. . . . .	122	100.00	5	29	86	0		2
COMMITTEEPERSON JACKSON PCT 001								
Vote for not more than 1								
Ben Bierly . . . . .	111	100.00	2	21	88	0		0
COMMITTEEPERSON JACKSON PCT 002								
Vote for not more than 1								
NO CANDIDATE FILED . . . . .	0		0	0	0	0		0
COMMITTEEPERSON JOLIET PCT 001								
Vote for not more than 1								
NO CANDIDATE FILED . . . . .	0		0	0	0	0		0
COMMITTEEPERSON JOLIET PCT 002								
Vote for not more than 1								
NO CANDIDATE FILED . . . . .	0		0	0	0	0		0
COMMITTEEPERSON JOLIET PCT 003								
Vote for not more than 1								
NO CANDIDATE FILED . . . . .	0		0	0	0	0		0
COMMITTEEPERSON JOLIET PCT 004								
Vote for not more than 1								
NO CANDIDATE FILED . . . . .	0		0	0	0	0		0
COMMITTEEPERSON JOLIET PCT 005								
Vote for not more than 1								
NO CANDIDATE FILED . . . . .	0		0	0	0	0		0
COMMITTEEPERSON JOLIET PCT 006								
Vote for not more than 1								
NO CANDIDATE FILED . . . . .	0		0	0	0	0		0
COMMITTEEPERSON JOLIET PCT 007								
Vote for not more than 1								
NO CANDIDATE FILED . . . . .	0		0	0	0	0		0

## ELECTION SUMMARY

WILL COUNTY, ILLINOIS  
GENERAL PRIMARY ELECTION  
MARCH 17, 2020  
REPUBLICAN

## OFFICIAL RESULTS

RUN DATE:04/07/20 09:17 AM

REPORT-EL45A PAGE 019

	TOTAL VOTES	%	VOTE BY MAIL	EARLY VOTING	ELECTION DAY	PROVISIONAL	POSTMARK	VBM
COMMITTEEPERSON JOLIET PCT 008								
Vote for not more than 1								
Lee Johnson. . . . .	71	100.00	3	14	52	0		2
COMMITTEEPERSON JOLIET PCT 009								
Vote for not more than 1								
NO CANDIDATE FILED . . . . .	0		0	0	0	0		0
COMMITTEEPERSON JOLIET PCT 010								
Vote for not more than 1								
Rick Laib . . . . .	66	100.00	4	10	51	0		1
COMMITTEEPERSON JOLIET PCT 011								
Vote for not more than 1								
NO CANDIDATE FILED . . . . .	0		0	0	0	0		0
COMMITTEEPERSON JOLIET PCT 012								
Vote for not more than 1								
NO CANDIDATE FILED . . . . .	0		0	0	0	0		0
COMMITTEEPERSON JOLIET PCT 013								
Vote for not more than 1								
NO CANDIDATE FILED . . . . .	0		0	0	0	0		0
COMMITTEEPERSON JOLIET PCT 014								
Vote for not more than 1								
NO CANDIDATE FILED . . . . .	0		0	0	0	0		0
COMMITTEEPERSON JOLIET PCT 015								
Vote for not more than 1								
NO CANDIDATE FILED . . . . .	0		0	0	0	0		0
COMMITTEEPERSON JOLIET PCT 016								
Vote for not more than 1								
NO CANDIDATE FILED . . . . .	0		0	0	0	0		0
COMMITTEEPERSON JOLIET PCT 017								
Vote for not more than 1								
NO CANDIDATE FILED . . . . .	0		0	0	0	0		0
COMMITTEEPERSON JOLIET PCT 018								
Vote for not more than 1								
NO CANDIDATE FILED . . . . .	0		0	0	0	0		0

## ELECTION SUMMARY

WILL COUNTY, ILLINOIS  
GENERAL PRIMARY ELECTION  
MARCH 17, 2020  
REPUBLICAN

## OFFICIAL RESULTS

RUN DATE:04/07/20 09:17 AM

REPORT-EL45A PAGE 020

	TOTAL VOTES	%	VOTE BY MAIL	EARLY VOTING	ELECTION DAY	PROVISIONAL	POSTMARK	VBM
COMMITTEEPERSON JOLIET PCT 019								
Vote for not more than 1								
NO CANDIDATE FILED . . . . .	0		0	0	0	0		0
COMMITTEEPERSON JOLIET PCT 020								
Vote for not more than 1								
NO CANDIDATE FILED . . . . .	0		0	0	0	0		0
COMMITTEEPERSON JOLIET PCT 021								
Vote for not more than 1								
Chuck McCauley. . . . .	74	100.00	2	9	61	0		2
COMMITTEEPERSON JOLIET PCT 022								
Vote for not more than 1								
NO CANDIDATE FILED . . . . .	0		0	0	0	0		0
COMMITTEEPERSON JOLIET PCT 023								
Vote for not more than 1								
NO CANDIDATE FILED . . . . .	0		0	0	0	0		0
COMMITTEEPERSON JOLIET PCT 024								
Vote for not more than 1								
NO CANDIDATE FILED . . . . .	0		0	0	0	0		0
COMMITTEEPERSON JOLIET PCT 025								
Vote for not more than 1								
NO CANDIDATE FILED . . . . .	0		0	0	0	0		0
COMMITTEEPERSON JOLIET PCT 026								
Vote for not more than 1								
NO CANDIDATE FILED . . . . .	0		0	0	0	0		0
COMMITTEEPERSON JOLIET PCT 027								
Vote for not more than 1								
NO CANDIDATE FILED . . . . .	0		0	0	0	0		0
COMMITTEEPERSON JOLIET PCT 028								
Vote for not more than 1								
NO CANDIDATE FILED . . . . .	0		0	0	0	0		0
COMMITTEEPERSON JOLIET PCT 029								
Vote for not more than 1								
NO CANDIDATE FILED . . . . .	0		0	0	0	0		0



## ELECTION SUMMARY

WILL COUNTY, ILLINOIS  
GENERAL PRIMARY ELECTION  
MARCH 17, 2020  
REPUBLICAN

## OFFICIAL RESULTS

RUN DATE:04/07/20 09:17 AM

REPORT-EL45A PAGE 021

	TOTAL VOTES	%	VOTE BY MAIL	EARLY VOTING	ELECTION DAY	PROVISIONAL	POSTMARK	VBM
COMMITTEEPERSON JOLIET PCT 030								
Vote for not more than 1								
NO CANDIDATE FILED . . . . .	0		0	0	0	0		0
COMMITTEEPERSON JOLIET PCT 031								
Vote for not more than 1								
NO CANDIDATE FILED . . . . .	0		0	0	0	0		0
COMMITTEEPERSON JOLIET PCT 032								
Vote for not more than 1								
NO CANDIDATE FILED . . . . .	0		0	0	0	0		0
COMMITTEEPERSON JOLIET PCT 033								
Vote for not more than 1								
NO CANDIDATE FILED . . . . .	0		0	0	0	0		0
WRITE-IN. . . . .	16	100.00	1	0	15	0		0
COMMITTEEPERSON JOLIET PCT 034								
Vote for not more than 1								
NO CANDIDATE FILED . . . . .	0		0	0	0	0		0
COMMITTEEPERSON JOLIET PCT 035								
Vote for not more than 1								
NO CANDIDATE FILED . . . . .	0		0	0	0	0		0
COMMITTEEPERSON JOLIET PCT 036								
Vote for not more than 1								
NO CANDIDATE FILED . . . . .	0		0	0	0	0		0
COMMITTEEPERSON JOLIET PCT 037								
Vote for not more than 1								
NO CANDIDATE FILED . . . . .	0		0	0	0	0		0
COMMITTEEPERSON LOCKPORT PCT 001								
Vote for not more than 1								
Marianne S. DeMeritt. . . . .	208	100.00	29	12	156	0		11
COMMITTEEPERSON LOCKPORT PCT 002								
Vote for not more than 1								
Victor D. Zack. . . . .	75	100.00	5	10	56	0		4
COMMITTEEPERSON LOCKPORT PCT 003								
Vote for not more than 1								
NO CANDIDATE FILED . . . . .	0		0	0	0	0		0

## ELECTION SUMMARY

WILL COUNTY, ILLINOIS  
GENERAL PRIMARY ELECTION  
MARCH 17, 2020  
REPUBLICAN

OFFICIAL RESULTS

RUN DATE:04/07/20 09:17 AM

REPORT-EL45A PAGE 022

	TOTAL VOTES	%	VOTE BY MAIL	EARLY VOTING	ELECTION DAY	PROVISIONAL	POSTMARK	VBM
COMMITTEEPERSON LOCKPORT PCT 004								
Vote for not more than 1								
NO CANDIDATE FILED . . . . .	0		0	0	0	0		0
COMMITTEEPERSON LOCKPORT PCT 005								
Vote for not more than 1								
Michael Lewandowski . . . . .	147	100.00	11	21	113	0		2
COMMITTEEPERSON LOCKPORT PCT 006								
Vote for not more than 1								
NO CANDIDATE FILED . . . . .	0		0	0	0	0		0
WRITE-IN. . . . .	6	100.00	0	0	6	0		0
COMMITTEEPERSON LOCKPORT PCT 007								
Vote for not more than 1								
Andrew S. Koroma . . . . .	47	100.00	3	4	39	0		1
COMMITTEEPERSON LOCKPORT PCT 008								
Vote for not more than 1								
John Barbush . . . . .	23	100.00	0	3	20	0		0
COMMITTEEPERSON LOCKPORT PCT 009								
Vote for not more than 1								
NO CANDIDATE FILED . . . . .	0		0	0	0	0		0
WRITE-IN. . . . .	5	100.00	0	3	2	0		0
COMMITTEEPERSON LOCKPORT PCT 010								
Vote for not more than 1								
NO CANDIDATE FILED . . . . .	0		0	0	0	0		0
WRITE-IN. . . . .	4	100.00	0	3	1	0		0
COMMITTEEPERSON LOCKPORT PCT 011								
Vote for not more than 1								
NO CANDIDATE FILED . . . . .	0		0	0	0	0		0
WRITE-IN. . . . .	12	100.00	0	1	10	0		1
COMMITTEEPERSON LOCKPORT PCT 012								
Vote for not more than 1								
NO CANDIDATE FILED . . . . .	0		0	0	0	0		0
WRITE-IN. . . . .	7	100.00	1	0	6	0		0
COMMITTEEPERSON LOCKPORT PCT 013								
Vote for not more than 1								
Gerald (Jerry) C Hinkelman. . . . .	224	100.00	28	32	157	0		7

## ELECTION SUMMARY

WILL COUNTY, ILLINOIS  
GENERAL PRIMARY ELECTION  
MARCH 17, 2020  
REPUBLICAN

OFFICIAL RESULTS

RUN DATE:04/07/20 09:17 AM

REPORT-EL45A PAGE 023

	TOTAL VOTES	%	VOTE BY MAIL	EARLY VOTING	ELECTION DAY	PROVISIONAL	POSTMARK	VBM
COMMITTEEPERSON LOCKPORT PCT 014								
Vote for not more than 1								
NO CANDIDATE FILED . . . . *	0		0	0	0	0		0
WRITE-IN. . . . *	5	100.00	0	1	4	0		0
COMMITTEEPERSON LOCKPORT PCT 015								
Vote for not more than 1								
NO CANDIDATE FILED . . . . *	0		0	0	0	0		0
COMMITTEEPERSON LOCKPORT PCT 016								
Vote for not more than 1								
NO CANDIDATE FILED . . . . *	0		0	0	0	0		0
COMMITTEEPERSON LOCKPORT PCT 017								
Vote for not more than 1								
William Passaglia. . . . *	103	60.95	2	31	63	0		7
James Louch. . . . *	66	39.05	0	17	47	0		2
COMMITTEEPERSON LOCKPORT PCT 018								
Vote for not more than 1								
Jesse M Torres. . . . *	96	100.00	6	25	58	0		7
COMMITTEEPERSON LOCKPORT PCT 019								
Vote for not more than 1								
Cecilia (CeCe) DiSomma . . . *	119	100.00	14	38	61	0		6
COMMITTEEPERSON LOCKPORT PCT 020								
Vote for not more than 1								
Peter R. DeLaney . . . . *	91	100.00	4	10	75	0		2
COMMITTEEPERSON LOCKPORT PCT 021								
Vote for not more than 1								
NO CANDIDATE FILED . . . . *	0		0	0	0	0		0
COMMITTEEPERSON LOCKPORT PCT 022								
Vote for not more than 1								
Annette Parker. . . . *	71	100.00	9	6	55	0		1
COMMITTEEPERSON LOCKPORT PCT 023								
Vote for not more than 1								
NO CANDIDATE FILED . . . . *	0		0	0	0	0		0
WRITE-IN. . . . *	7	100.00	1	2	3	0		1
COMMITTEEPERSON LOCKPORT PCT 024								
Vote for not more than 1								
NO CANDIDATE FILED . . . . *	0		0	0	0	0		0

## ELECTION SUMMARY

WILL COUNTY, ILLINOIS  
GENERAL PRIMARY ELECTION  
MARCH 17, 2020  
REPUBLICAN

OFFICIAL RESULTS

RUN DATE:04/07/20 09:17 AM

REPORT-EL45A PAGE 024

	TOTAL VOTES	%	VOTE BY MAIL	EARLY VOTING	ELECTION DAY	PROVISIONAL	POSTMARK	VBM
COMMITTEEPERSON MANHATTAN PCT 001								
Vote for not more than 1								
NO CANDIDATE FILED . . . . *	0		0	0	0	0		0
COMMITTEEPERSON MANHATTAN PCT 002								
Vote for not more than 1								
NO CANDIDATE FILED . . . . *	0		0	0	0	0		0
WRITE-IN. . . . *	6	100.00	0	0	6	0		0
COMMITTEEPERSON MANHATTAN PCT 003								
Vote for not more than 1								
Joseph C. "Tuck" Marshall . . . . *	161	100.00	11	27	116	0		7
COMMITTEEPERSON MANHATTAN PCT 004								
Vote for not more than 1								
NO CANDIDATE FILED . . . . *	0		0	0	0	0		0
COMMITTEEPERSON MONEE PCT 001								
Vote for not more than 1								
NO CANDIDATE FILED . . . . *	0		0	0	0	0		0
COMMITTEEPERSON MONEE PCT 002								
Vote for not more than 1								
NO CANDIDATE FILED . . . . *	0		0	0	0	0		0
COMMITTEEPERSON MONEE PCT 003								
Vote for not more than 1								
NO CANDIDATE FILED . . . . *	0		0	0	0	0		0
COMMITTEEPERSON MONEE PCT 004								
Vote for not more than 1								
Jay Farquhar . . . . *	81	100.00	8	22	48	0		3
COMMITTEEPERSON MONEE PCT 005								
Vote for not more than 1								
NO CANDIDATE FILED . . . . *	0		0	0	0	0		0
COMMITTEEPERSON MONEE PCT 006								
Vote for not more than 1								
NO CANDIDATE FILED . . . . *	0		0	0	0	0		0
COMMITTEEPERSON MONEE PCT 007								
Vote for not more than 1								
NO CANDIDATE FILED . . . . *	0		0	0	0	0		0

## ELECTION SUMMARY

WILL COUNTY, ILLINOIS  
GENERAL PRIMARY ELECTION  
MARCH 17, 2020  
REPUBLICAN

OFFICIAL RESULTS

RUN DATE:04/07/20 09:17 AM

REPORT-EL45A PAGE 025

	TOTAL VOTES	%	VOTE BY MAIL	EARLY VOTING	ELECTION DAY	PROVISIONAL	POSTMARK	VBM
COMMITTEEPERSON MONEE PCT 008								
Vote for not more than 1								
George L. Pearson. . . . .	70	100.00	7	7	55	0		1
COMMITTEEPERSON NEW LENOX PCT 001								
Vote for not more than 1								
Dale Larson. . . . .	59	100.00	1	5	51	0		2
COMMITTEEPERSON NEW LENOX PCT 002								
Vote for not more than 1								
Barbara E Kaupas . . . . .	130	100.00	7	32	85	0		6
COMMITTEEPERSON NEW LENOX PCT 003								
Vote for not more than 1								
Dave Medema. . . . .	92	100.00	1	9	81	0		1
COMMITTEEPERSON NEW LENOX PCT 004								
Vote for not more than 1								
Richard J. Kavanagh . . . . .	125	100.00	7	13	102	0		3
COMMITTEEPERSON NEW LENOX PCT 005								
Vote for not more than 1								
Patricia "Patty" Deiters . . . . .	139	100.00	9	26	101	0		3
COMMITTEEPERSON NEW LENOX PCT 006								
Vote for not more than 1								
Nicole D Sanders . . . . .	127	100.00	3	25	96	0		3
COMMITTEEPERSON NEW LENOX PCT 007								
Vote for not more than 1								
Barbara Hermanowicz . . . . .	141	100.00	11	39	86	0		5
COMMITTEEPERSON NEW LENOX PCT 008								
Vote for not more than 1								
Barbara J. Healy . . . . .	142	100.00	14	44	81	0		3
COMMITTEEPERSON NEW LENOX PCT 009								
Vote for not more than 1								
Dennis R. McPartlin . . . . .	150	100.00	4	32	111	0		3
COMMITTEEPERSON NEW LENOX PCT 010								
Vote for not more than 1								
Keifer Keigher. . . . .	141	100.00	9	58	70	0		4

## ELECTION SUMMARY

WILL COUNTY, ILLINOIS  
GENERAL PRIMARY ELECTION  
MARCH 17, 2020  
REPUBLICAN

## OFFICIAL RESULTS

RUN DATE:04/07/20 09:17 AM

REPORT-EL45A PAGE 026

	TOTAL VOTES	%	VOTE BY MAIL	EARLY VOTING	ELECTION DAY	PROVISIONAL	POSTMARK	VBM
COMMITTEEPERSON NEW LENOX PCT 011								
Vote for not more than 1								
D Lori Lindberg . . . . .	159	100.00	4	36	115	1		3
COMMITTEEPERSON NEW LENOX PCT 012								
Vote for not more than 1								
Frankie J. Pretzel . . . . .	126	100.00	3	20	98	0		5
COMMITTEEPERSON NEW LENOX PCT 013								
Vote for not more than 1								
Kathy Hilton . . . . .	111	100.00	3	34	73	0		1
COMMITTEEPERSON NEW LENOX PCT 014								
Vote for not more than 1								
NO CANDIDATE FILED . . . . .	0		0	0	0	0		0
COMMITTEEPERSON NEW LENOX PCT 015								
Vote for not more than 1								
Douglas E Finnegan . . . . .	130	100.00	8	48	70	0		4
COMMITTEEPERSON NEW LENOX PCT 016								
Vote for not more than 1								
Scott M Strache . . . . .	156	100.00	3	53	97	0		3
COMMITTEEPERSON NEW LENOX PCT 017								
Vote for not more than 1								
Martin J. Boban . . . . .	149	100.00	8	47	92	0		2
COMMITTEEPERSON NEW LENOX PCT 018								
Vote for not more than 1								
NO CANDIDATE FILED . . . . .	0		0	0	0	0		0
COMMITTEEPERSON NEW LENOX PCT 019								
Vote for not more than 1								
Chris Kosel . . . . .	108	100.00	3	26	76	0		3
COMMITTEEPERSON NEW LENOX PCT 020								
Vote for not more than 1								
Maureen Flanagan Broderick. . . . .	105	47.95	5	24	74	0		2
Mark Anthony Munizzo. . . . .	114	52.05	11	36	62	0		5
COMMITTEEPERSON PEOTONE PCT 001								
Vote for not more than 1								
Natalie Murawski . . . . .	277	100.00	26	11	231	0		9

## ELECTION SUMMARY

WILL COUNTY, ILLINOIS  
GENERAL PRIMARY ELECTION  
MARCH 17, 2020  
REPUBLICAN

## OFFICIAL RESULTS

RUN DATE:04/07/20 09:17 AM

REPORT-EL45A PAGE 027

	TOTAL VOTES	%	VOTE BY MAIL	EARLY VOTING	ELECTION DAY	PROVISIONAL	POSTMARK	VBM
COMMITTEEPERSON PEOTONE PCT 002								
Vote for not more than 1								
Kirsten Steeves . . . . .	281	100.00	19	12	242	0		8
COMMITTEEPERSON PLAINFIELD PCT 001								
Vote for not more than 1								
Anthony "Tony" F. Fremarek. . . . .	97	100.00	4	17	71	0		5
COMMITTEEPERSON PLAINFIELD PCT 002								
Vote for not more than 1								
NO CANDIDATE FILED . . . . .	0		0	0	0	0		0
COMMITTEEPERSON PLAINFIELD PCT 003								
Vote for not more than 1								
Joan "Mary" Quinn. . . . .	127	100.00	10	27	82	0		8
COMMITTEEPERSON PLAINFIELD PCT 004								
Vote for not more than 1								
NO CANDIDATE FILED . . . . .	0		0	0	0	0		0
COMMITTEEPERSON PLAINFIELD PCT 005								
Vote for not more than 1								
NO CANDIDATE FILED . . . . .	0		0	0	0	0		0
COMMITTEEPERSON PLAINFIELD PCT 006								
Vote for not more than 1								
NO CANDIDATE FILED . . . . .	0		0	0	0	0		0
COMMITTEEPERSON PLAINFIELD PCT 007								
Vote for not more than 1								
NO CANDIDATE FILED . . . . .	0		0	0	0	0		0
COMMITTEEPERSON PLAINFIELD PCT 008								
Vote for not more than 1								
NO CANDIDATE FILED . . . . .	0		0	0	0	0		0
COMMITTEEPERSON PLAINFIELD PCT 009								
Vote for not more than 1								
Matthew C. Starr . . . . .	124	100.00	7	17	97	0		3
COMMITTEEPERSON PLAINFIELD PCT 010								
Vote for not more than 1								
Roger Bonuchi . . . . .	106	100.00	6	29	63	1		7

## ELECTION SUMMARY

WILL COUNTY, ILLINOIS  
GENERAL PRIMARY ELECTION  
MARCH 17, 2020  
REPUBLICAN

OFFICIAL RESULTS

RUN DATE:04/07/20 09:17 AM

REPORT-EL45A PAGE 028

	TOTAL VOTES	%	VOTE BY MAIL	EARLY VOTING	ELECTION DAY	PROVISIONAL	POSTMARK	VBM
COMMITTEEPERSON PLAINFIELD PCT 011								
Vote for not more than 1								
NO CANDIDATE FILED . . . . .	0		0	0	0	0		0
COMMITTEEPERSON PLAINFIELD PCT 012								
Vote for not more than 1								
NO CANDIDATE FILED . . . . .	0		0	0	0	0		0
COMMITTEEPERSON PLAINFIELD PCT 013								
Vote for not more than 1								
NO CANDIDATE FILED . . . . .	0		0	0	0	0		0
COMMITTEEPERSON PLAINFIELD PCT 014								
Vote for not more than 1								
Ernest C. Knight . . . . .	64	55.17	5	15	44	0		0
Gretchen Fritz. . . . .	52	44.83	4	12	36	0		0
COMMITTEEPERSON PLAINFIELD PCT 015								
Vote for not more than 1								
Dale Fontana . . . . .	126	100.00	15	30	78	0		3
COMMITTEEPERSON PLAINFIELD PCT 016								
Vote for not more than 1								
Gerald W. Smith . . . . .	108	100.00	4	16	85	0		3
COMMITTEEPERSON PLAINFIELD PCT 017								
Vote for not more than 1								
NO CANDIDATE FILED . . . . .	0		0	0	0	0		0
COMMITTEEPERSON PLAINFIELD PCT 018								
Vote for not more than 1								
NO CANDIDATE FILED . . . . .	0		0	0	0	0		0
COMMITTEEPERSON PLAINFIELD PCT 019								
Vote for not more than 1								
NO CANDIDATE FILED . . . . .	0		0	0	0	0		0
COMMITTEEPERSON PLAINFIELD PCT 020								
Vote for not more than 1								
NO CANDIDATE FILED . . . . .	0		0	0	0	0		0
COMMITTEEPERSON PLAINFIELD PCT 021								
Vote for not more than 1								
Anthony Anderson . . . . .	90	100.00	7	12	66	0		5



## ELECTION SUMMARY

WILL COUNTY, ILLINOIS  
GENERAL PRIMARY ELECTION  
MARCH 17, 2020  
REPUBLICAN

## OFFICIAL RESULTS

RUN DATE:04/07/20 09:17 AM

REPORT-EL45A PAGE 029

	TOTAL VOTES	%	VOTE BY MAIL	EARLY VOTING	ELECTION DAY	PROVISIONAL	POSTMARK	VBM
COMMITTEEPERSON PLAINFIELD PCT 022								
Vote for not more than 1								
NO CANDIDATE FILED . . . . .	0		0	0	0	0		0
COMMITTEEPERSON PLAINFIELD PCT 023								
Vote for not more than 1								
NO CANDIDATE FILED . . . . .	0		0	0	0	0		0
COMMITTEEPERSON PLAINFIELD PCT 024								
Vote for not more than 1								
NO CANDIDATE FILED . . . . .	0		0	0	0	0		0
COMMITTEEPERSON PLAINFIELD PCT 025								
Vote for not more than 1								
NO CANDIDATE FILED . . . . .	0		0	0	0	0		0
COMMITTEEPERSON PLAINFIELD PCT 026								
Vote for not more than 1								
NO CANDIDATE FILED . . . . .	0		0	0	0	0		0
COMMITTEEPERSON PLAINFIELD PCT 027								
Vote for not more than 1								
NO CANDIDATE FILED . . . . .	0		0	0	0	0		0
COMMITTEEPERSON PLAINFIELD PCT 028								
Vote for not more than 1								
NO CANDIDATE FILED . . . . .	0		0	0	0	0		0
COMMITTEEPERSON PLAINFIELD PCT 029								
Vote for not more than 1								
NO CANDIDATE FILED . . . . .	0		0	0	0	0		0
COMMITTEEPERSON PLAINFIELD PCT 030								
Vote for not more than 1								
NO CANDIDATE FILED . . . . .	0		0	0	0	0		0
COMMITTEEPERSON PLAINFIELD PCT 031								
Vote for not more than 1								
NO CANDIDATE FILED . . . . .	0		0	0	0	0		0
COMMITTEEPERSON PLAINFIELD PCT 032								
Vote for not more than 1								
Debbie Kraulidis . . . . .	56	100.00	2	7	40	0		7

## ELECTION SUMMARY

WILL COUNTY, ILLINOIS  
GENERAL PRIMARY ELECTION  
MARCH 17, 2020  
REPUBLICAN

## OFFICIAL RESULTS

RUN DATE:04/07/20 09:17 AM

REPORT-EL45A PAGE 030

	TOTAL VOTES	%	VOTE BY MAIL	EARLY VOTING	ELECTION DAY	PROVISIONAL	POSTMARK	VBM
COMMITTEEPERSON PLAINFIELD PCT 033								
Vote for not more than 1								
NO CANDIDATE FILED . . . . .	0		0	0	0	0		0
COMMITTEEPERSON PLAINFIELD PCT 034								
Vote for not more than 1								
NO CANDIDATE FILED . . . . .	0		0	0	0	0		0
COMMITTEEPERSON PLAINFIELD PCT 035								
Vote for not more than 1								
NO CANDIDATE FILED . . . . .	0		0	0	0	0		0
COMMITTEEPERSON REED PCT 001								
Vote for not more than 1								
NO CANDIDATE FILED . . . . .	0		0	0	0	0		0
COMMITTEEPERSON REED PCT 002								
Vote for not more than 1								
NO CANDIDATE FILED . . . . .	0		0	0	0	0		0
COMMITTEEPERSON REED PCT 003								
Vote for not more than 1								
NO CANDIDATE FILED . . . . .	0		0	0	0	0		0
COMMITTEEPERSON TROY PCT 001								
Vote for not more than 1								
Thomas Carroll . . . . .	96	100.00	1	16	79	0		0
COMMITTEEPERSON TROY PCT 002								
Vote for not more than 1								
NO CANDIDATE FILED . . . . .	0		0	0	0	0		0
COMMITTEEPERSON TROY PCT 003								
Vote for not more than 1								
NO CANDIDATE FILED . . . . .	0		0	0	0	0		0
COMMITTEEPERSON TROY PCT 004								
Vote for not more than 1								
NO CANDIDATE FILED . . . . .	0		0	0	0	0		0
COMMITTEEPERSON TROY PCT 005								
Vote for not more than 1								
John F Kochalka . . . . .	76	100.00	7	13	55	0		1

## ELECTION SUMMARY

WILL COUNTY, ILLINOIS  
GENERAL PRIMARY ELECTION  
MARCH 17, 2020  
REPUBLICAN

## OFFICIAL RESULTS

RUN DATE:04/07/20 09:17 AM

REPORT-EL45A PAGE 031

	TOTAL VOTES	%	VOTE BY MAIL	EARLY VOTING	ELECTION DAY	PROVISIONAL	POSTMARK	VBM
COMMITTEEPERSON TROY PCT 006								
Vote for not more than 1								
Dorothy "Dottie" MacQueen . . . . .	51	100.00	6	11	32	1		1
COMMITTEEPERSON TROY PCT 007								
Vote for not more than 1								
Kimberly Anderson. . . . .	120	100.00	11	24	73	0		12
COMMITTEEPERSON TROY PCT 008								
Vote for not more than 1								
Steven J. Orlando. . . . .	118	100.00	13	17	79	0		9
COMMITTEEPERSON TROY PCT 009								
Vote for not more than 1								
NO CANDIDATE FILED . . . . .	0		0	0	0	0		0
COMMITTEEPERSON TROY PCT 010								
Vote for not more than 1								
Jerry Benθ . . . . .	107	100.00	10	13	80	0		4
COMMITTEEPERSON TROY PCT 011								
Vote for not more than 1								
Jim Alaimo . . . . .	154	100.00	13	32	98	0		11
COMMITTEEPERSON TROY PCT 012								
Vote for not more than 1								
Brandon Harris. . . . .	87	100.00	7	14	60	0		6
COMMITTEEPERSON TROY PCT 013								
Vote for not more than 1								
Jerry Nudera . . . . .	176	100.00	13	51	102	0		10
COMMITTEEPERSON TROY PCT 014								
Vote for not more than 1								
Joseph D. Baltz . . . . .	104	100.00	13	18	71	0		2
COMMITTEEPERSON TROY PCT 015								
Vote for not more than 1								
Dawn Damiani . . . . .	117	100.00	5	20	88	0		4
COMMITTEEPERSON TROY PCT 016								
Vote for not more than 1								
Arnold Forrest. . . . .	77	100.00	15	22	36	0		4

## ELECTION SUMMARY

WILL COUNTY, ILLINOIS  
GENERAL PRIMARY ELECTION  
MARCH 17, 2020  
REPUBLICAN

## OFFICIAL RESULTS

RUN DATE:04/07/20 09:17 AM

REPORT-EL45A PAGE 032

	TOTAL VOTES	%	VOTE BY MAIL	EARLY VOTING	ELECTION DAY	PROVISIONAL	POSTMARK	VBM
COMMITTEEPERSON TROY PCT 017								
Vote for not more than 1								
Bryan W. Kopman . . . . .	141	100.00	12	33	92	0		4
COMMITTEEPERSON TROY PCT 018								
Vote for not more than 1								
Orville E Elza. . . . .	66	100.00	3	11	48	0		4
COMMITTEEPERSON TROY PCT 019								
Vote for not more than 1								
NO CANDIDATE FILED . . . . .	0		0	0	0	0		0
COMMITTEEPERSON TROY PCT 020								
Vote for not more than 1								
Eric J. Reibenstein . . . . .	147	100.00	8	17	119	0		3
COMMITTEEPERSON TROY PCT 021								
Vote for not more than 1								
Frank S. Cservenyak Jr.. . . . .	119	100.00	8	16	92	0		3
COMMITTEEPERSON TROY PCT 022								
Vote for not more than 1								
Owen T. McCarthy . . . . .	75	100.00	0	8	63	0		4
COMMITTEEPERSON WASHINGTON PCT 001								
Vote for not more than 1								
Stacy M. Mazurek . . . . .	114	100.00	3	11	93	0		7
COMMITTEEPERSON WASHINGTON PCT 002								
Vote for not more than 1								
NO CANDIDATE FILED . . . . .	0		0	0	0	0		0
COMMITTEEPERSON WASHINGTON PCT 003								
Vote for not more than 1								
NO CANDIDATE FILED . . . . .	0		0	0	0	0		0
COMMITTEEPERSON WESLEY PCT 001								
Vote for not more than 1								
NO CANDIDATE FILED . . . . .	0		0	0	0	0		0
COMMITTEEPERSON WHEATLAND PCT 001								
Vote for not more than 1								
Jacob Snitko . . . . .	115	100.00	13	20	78	0		4

## ELECTION SUMMARY

WILL COUNTY, ILLINOIS  
GENERAL PRIMARY ELECTION  
MARCH 17, 2020  
REPUBLICAN

## OFFICIAL RESULTS

RUN DATE:04/07/20 09:17 AM

REPORT-EL45A PAGE 033

	TOTAL VOTES	%	VOTE BY MAIL	EARLY VOTING	ELECTION DAY	PROVISIONAL	POSTMARK	VBM
COMMITTEEPERSON WHEATLAND PCT 002								
Vote for not more than 1								
Michael "Big Mike" Strick . . . . .	215	100.00	30	85	87	0		13
COMMITTEEPERSON WHEATLAND PCT 003								
Vote for not more than 1								
Sean S. Adams . . . . .	113	100.00	5	17	86	0		5
COMMITTEEPERSON WHEATLAND PCT 004								
Vote for not more than 1								
Pavi Agrawal . . . . .	80	100.00	3	19	54	0		4
COMMITTEEPERSON WHEATLAND PCT 005								
Vote for not more than 1								
Bradford Miller . . . . .	154	100.00	6	32	114	0		2
COMMITTEEPERSON WHEATLAND PCT 006								
Vote for not more than 1								
NO CANDIDATE FILED . . . . .	0		0	0	0	0		0
COMMITTEEPERSON WHEATLAND PCT 007								
Vote for not more than 1								
Stephen Robert Collins . . . . .	120	100.00	3	39	76	0		2
COMMITTEEPERSON WHEATLAND PCT 008								
Vote for not more than 1								
Julie Anne Berkowicz. . . . .	119	100.00	7	21	85	0		6
COMMITTEEPERSON WHEATLAND PCT 009								
Vote for not more than 1								
NO CANDIDATE FILED . . . . .	0		0	0	0	0		0
WRITE-IN. . . . .	47	100.00	4	11	30	0		2
COMMITTEEPERSON WHEATLAND PCT 010								
Vote for not more than 1								
Debra H. Holscher. . . . .	100	100.00	11	26	60	0		3
COMMITTEEPERSON WHEATLAND PCT 011								
Vote for not more than 1								
Renata Sliva . . . . .	130	100.00	10	44	70	0		6
COMMITTEEPERSON WHEATLAND PCT 012								
Vote for not more than 1								
NO CANDIDATE FILED . . . . .	0		0	0	0	0		0

## ELECTION SUMMARY

WILL COUNTY, ILLINOIS  
GENERAL PRIMARY ELECTION  
MARCH 17, 2020  
REPUBLICAN

## OFFICIAL RESULTS

RUN DATE:04/07/20 09:17 AM

REPORT-EL45A PAGE 034

	TOTAL VOTES	%	VOTE BY MAIL	EARLY VOTING	ELECTION DAY	PROVISIONAL	POSTMARK	VBM
COMMITTEEPERSON WHEATLAND PCT 013								
Vote for not more than 1								
Alex Toustanovskiy . . . . .	100	100.00	12	24	62	0		2
COMMITTEEPERSON WHEATLAND PCT 014								
Vote for not more than 1								
NO CANDIDATE FILED . . . . .	0		0	0	0	0		0
COMMITTEEPERSON WHEATLAND PCT 015								
Vote for not more than 1								
Edward Harvey . . . . .	73	100.00	0	12	61	0		0
COMMITTEEPERSON WHEATLAND PCT 016								
Vote for not more than 1								
NO CANDIDATE FILED . . . . .	0		0	0	0	0		0
COMMITTEEPERSON WHEATLAND PCT 017								
Vote for not more than 1								
NO CANDIDATE FILED . . . . .	0		0	0	0	0		0
WRITE-IN. . . . .	11	100.00	1	2	8	0		0
COMMITTEEPERSON WHEATLAND PCT 018								
Vote for not more than 1								
James Hofman . . . . .	120	100.00	6	24	87	0		3
COMMITTEEPERSON WHEATLAND PCT 019								
Vote for not more than 1								
Kevin M. Golden . . . . .	41	100.00	1	7	33	0		0
COMMITTEEPERSON WHEATLAND PCT 020								
Vote for not more than 1								
Gene Geekie. . . . .	147	100.00	5	29	109	0		4
COMMITTEEPERSON WHEATLAND PCT 021								
Vote for not more than 1								
Chuck Kern . . . . .	99	100.00	9	23	67	0		0
COMMITTEEPERSON WHEATLAND PCT 022								
Vote for not more than 1								
Raquel M Mitchell. . . . .	52	100.00	0	8	42	0		2
COMMITTEEPERSON WHEATLAND PCT 023								
Vote for not more than 1								
Mike Magee . . . . .	83	100.00	4	16	61	0		2

## ELECTION SUMMARY

WILL COUNTY, ILLINOIS  
GENERAL PRIMARY ELECTION  
MARCH 17, 2020  
REPUBLICAN

## OFFICIAL RESULTS

RUN DATE:04/07/20 09:17 AM

REPORT-EL45A PAGE 035

	TOTAL VOTES	%	VOTE BY MAIL	EARLY VOTING	ELECTION DAY	PROVISIONAL	POSTMARK	VBM
COMMITTEEPERSON WHEATLAND PCT 024								
Vote for not more than 1								
Roy Pura. . . . .	98	100.00	7	18	68	1		4
COMMITTEEPERSON WHEATLAND PCT 025								
Vote for not more than 1								
Stephanie Arvanites . . . . .	103	100.00	3	30	68	0		2
COMMITTEEPERSON WHEATLAND PCT 026								
Vote for not more than 1								
Christina M. Culotta. . . . .	180	100.00	11	56	106	0		7
COMMITTEEPERSON WHEATLAND PCT 027								
Vote for not more than 1								
Eric Di Silvestro. . . . .	78	100.00	3	14	55	0		6
COMMITTEEPERSON WHEATLAND PCT 028								
Vote for not more than 1								
Robert Livas . . . . .	144	100.00	11	23	106	0		4
COMMITTEEPERSON WHEATLAND PCT 029								
Vote for not more than 1								
Jeffrey DeRango . . . . .	139	100.00	9	26	100	0		4
COMMITTEEPERSON WHEATLAND PCT 030								
Vote for not more than 1								
Colleen M. Rotkis. . . . .	133	100.00	4	30	93	0		6
COMMITTEEPERSON WHEATLAND PCT 031								
Vote for not more than 1								
NO CANDIDATE FILED . . . . .	0		0	0	0	0		0
COMMITTEEPERSON WHEATLAND PCT 032								
Vote for not more than 1								
NO CANDIDATE FILED . . . . .	0		0	0	0	0		0
COMMITTEEPERSON WHEATLAND PCT 033								
Vote for not more than 1								
NO CANDIDATE FILED . . . . .	0		0	0	0	0		0
COMMITTEEPERSON WHEATLAND PCT 034								
Vote for not more than 1								
Kerry H. Pace . . . . .	144	100.00	6	34	103	0		1

## ELECTION SUMMARY

WILL COUNTY, ILLINOIS  
GENERAL PRIMARY ELECTION  
MARCH 17, 2020  
REPUBLICAN

## OFFICIAL RESULTS

RUN DATE:04/07/20 09:17 AM

REPORT-EL45A PAGE 036

	TOTAL VOTES	%	VOTE BY MAIL	EARLY VOTING	ELECTION DAY	PROVISIONAL	POSTMARK VBM
COMMITTEEPERSON WILL PCT 001							
Vote for not more than 1							
Judy Ogalla. . . . .	209	100.00	9	6	188	0	6
COMMITTEEPERSON WILMINGTON PCT 001							
Vote for not more than 1							
NO CANDIDATE FILED . . . . .	0		0	0	0	0	0
COMMITTEEPERSON WILMINGTON PCT 002							
Vote for not more than 1							
NO CANDIDATE FILED . . . . .	0		0	0	0	0	0
COMMITTEEPERSON WILMINGTON PCT 003							
Vote for not more than 1							
NO CANDIDATE FILED . . . . .	0		0	0	0	0	0
COMMITTEEPERSON WILTON PCT 001							
Vote for not more than 1							
NO CANDIDATE FILED . . . . .	0		0	0	0	0	0



## ELECTION SUMMARY

WILL COUNTY, ILLINOIS  
GENERAL PRIMARY ELECTION  
MARCH 17, 2020

OFFICIAL RESULTS

RUN DATE:04/07/20 09:14 AM

REPORT-EL45A PAGE 001

	TOTAL VOTES	%	VOTE BY MAIL	EARLY VOTING	ELECTION DAY	PROVISIONAL	POSTMARK	VBM
<b>CITY OF NAPERVILLE REFERENDUM</b>								
Vote for not more than 1								
YES . . . . .	5,066	49.11	304	1,460	3,014	9		279
NO. . . . .	5,250	50.89	277	1,509	3,225	5		234
<b>VILLAGE OF BEECHER REFERENDUM</b>								
Vote for not more than 1								
YES . . . . .	365	51.77	18	41	289	0		17
NO. . . . .	340	48.23	11	42	284	0		3
<b>VILLAGE OF LEMONT REFERENDUM</b>								
Vote for not more than 1								
YES . . . . .	0		0	0	0	0		0
NO. . . . .	0		0	0	0	0		0
<b>VILLAGE OF ROCKDALE REFERENDUM ALLOW ADULT CANNABIS USE</b>								
Vote for not more than 1								
YES . . . . .	178	55.63	6	20	148	0		4
NO. . . . .	142	44.38	3	18	121	0		0
<b>VILLAGE OF ROCKDALE REFERENDUM PERMANENTLY CLOSE MEADOW AVENUE</b>								
Vote for not more than 1								
YES . . . . .	106	33.23	3	11	89	0		3
NO. . . . .	213	66.77	6	27	180	0		0
<b>WILTON TOWNSHIP REFERENDUM</b>								
Vote for not more than 1								
YES . . . . .	103	34.56	5	2	91	0		5
NO. . . . .	195	65.44	17	4	169	0		5
<b>ISLAND PARK DISTRICT REFERENDUM</b>								
Vote for not more than 1								
YES . . . . .	229	26.94	14	17	190	0		8
NO. . . . .	621	73.06	56	26	506	1		32
<b>NEW LENOX PUBLIC LIBRARY DISTRICT REFERENDUM</b>								
Vote for not more than 1								
YES . . . . .	3,930	56.90	137	1,128	2,476	5		184
NO. . . . .	2,977	43.10	200	797	1,860	1		119
<b>OSWEGO CUSD 308 REFERENDUM</b>								
Vote for not more than 1								
YES . . . . .	1,471	58.77	35	467	924	3		42
NO. . . . .	1,032	41.23	76	223	692	1		40

## ELECTION SUMMARY

WILL COUNTY, ILLINOIS  
GENERAL PRIMARY ELECTION  
MARCH 17, 2020

OFFICIAL RESULTS

RUN DATE:04/07/20 09:14 AM

REPORT-EL45A PAGE 002

	TOTAL VOTES	%	VOTE BY MAIL	EARLY VOTING	ELECTION DAY	PROVISIONAL	POSTMARK	VBM
PEOTONE CUSD 207U REFERENDUM								
Vote for not more than 1								
YES . . . . .	1,342	44.44	95	116	1,085	0		46
NO. . . . .	1,678	55.56	90	114	1,420	1		53
EAST JOLIET FIRE PROTECTION DISTRICT REFERENDUM								
Vote for not more than 1								
YES . . . . .	1,341	77.92	49	330	924	1		37
NO. . . . .	380	22.08	21	91	256	0		12
LOCKPORT TWP FIRE PROTECTION DISTRICT REFERENDUM								
Vote for not more than 1								
YES . . . . .	7,157	57.99	408	1,305	5,155	7		282
NO. . . . .	5,185	42.01	359	1,036	3,581	7		202

# REPUBLICAN PARTY



## PRESIDENT SUMMARY

(Ballots Cast Statistics)  
(Includes by Congressional District)

**LAUREN STALEY FERRY**

**WILL COUNTY CLERK**

[www.thewillcountyclerk.com](http://www.thewillcountyclerk.com)

## ABSTRACT OF VOTES

WILL COUNTY, ILLINOIS  
GENERAL PRIMARY ELECTION  
MARCH 17, 2020  
STATISTICS

## OFFICIAL RESULTS

REPORT-EL52

PAGE 0001

	TOTAL	PERCENT		TOTAL	PERCENT
01 = REGISTERED VOTERS - TOTAL	453,582		05 = BALLOTS CAST - DEMOCRATIC	82,147	71.28
02 = BALLOTS CAST - TOTAL	115,241		06 = BALLOTS CAST - FEDERAL DEMOCRATIC	74	.06
03 = BALLOTS CAST - REPUBLICAN	31,750	27.55	07 = BALLOTS CAST - NONPARTISAN	1,248	1.08
04 = BALLOTS CAST - FEDERAL REPUBLICAN	22	.02	08 = BALLOTS CAST - BLANK	28	

	01	02	03	04	05	06	07	08
0001 CHANNAHON PCT 001	1508	285	109	0	176	0	0	0
0002 CHANNAHON PCT 002	1802	427	155	0	272	0	0	0
0003 CHANNAHON PCT 003	1517	343	132	0	211	0	0	0
0004 CHANNAHON PCT 004	1315	332	137	0	195	0	0	0
0005 CHANNAHON PCT 005	1644	306	112	0	194	0	0	0
0006 CRETE PCT 001	1454	385	46	0	339	0	0	0
0007 CRETE PCT 002	1475	267	48	0	219	0	0	0
0008 CRETE PCT 003	1428	281	66	0	215	0	0	0
0009 CRETE PCT 004	1428	386	51	0	334	1	0	0
0010 CRETE PCT 005	1404	438	35	0	403	0	0	1
0011 CRETE PCT 006	1423	401	83	0	318	0	0	0
0012 CRETE PCT 007	1365	411	49	0	362	0	0	0
0013 CRETE PCT 008	1469	382	81	0	300	1	0	0
0014 CRETE PCT 009	1324	284	91	0	193	0	0	0
0015 CRETE PCT 010	1105	200	72	0	128	0	0	0
0016 CRETE PCT 011	1208	269	111	0	158	0	0	0
0017 CRETE PCT 012	1157	276	80	0	196	0	0	0
0018 CUSTER PCT 001	1005	198	102	0	96	0	0	0
0019 DU PAGE PCT 001	1687	522	115	0	403	0	4	0
0020 DU PAGE PCT 002	1476	484	144	0	334	0	6	0
0021 DU PAGE PCT 003	1546	508	137	0	364	0	7	0
0022 DU PAGE PCT 004	1335	338	70	0	268	0	0	0
0023 DU PAGE PCT 005	1214	344	72	0	272	0	0	0
0024 DU PAGE PCT 006	1245	352	66	0	286	0	0	0
0025 DU PAGE PCT 007	1417	457	118	0	329	0	10	0
0026 DU PAGE PCT 008	1453	425	62	0	362	1	0	0
0027 DU PAGE PCT 009	1217	345	66	0	279	0	0	0
0028 DU PAGE PCT 010	1663	483	54	0	429	0	0	0
0029 DU PAGE PCT 011	1502	402	53	0	349	0	0	0
0030 DU PAGE PCT 012	1372	372	71	0	301	0	0	0
0031 DU PAGE PCT 013	1864	432	57	0	375	0	0	0
0032 DU PAGE PCT 014	1546	405	74	0	331	0	0	0
0033 DU PAGE PCT 015	1359	386	63	0	322	1	0	0
0034 DU PAGE PCT 016	1484	447	60	0	387	0	0	0
0035 DU PAGE PCT 017	1758	482	75	0	407	0	0	0
0036 DU PAGE PCT 018	1481	399	81	0	318	0	0	0
0037 DU PAGE PCT 019	1637	392	65	0	327	0	0	1
0038 DU PAGE PCT 020	1416	312	52	0	260	0	0	0
0039 DU PAGE PCT 021	1632	412	79	0	333	0	0	0
0040 DU PAGE PCT 022	1680	451	104	0	347	0	0	0
0041 DU PAGE PCT 023	1946	525	55	0	470	0	0	0
0042 DU PAGE PCT 024	1237	382	62	0	320	0	0	0
0043 DU PAGE PCT 025	1333	338	46	0	292	0	0	0
0044 DU PAGE PCT 026	1336	344	71	0	273	0	0	0
0045 DU PAGE PCT 027	1800	437	52	0	385	0	0	1
0046 DU PAGE PCT 028	1769	377	51	0	326	0	0	0
0047 DU PAGE PCT 029	1625	457	67	0	390	0	0	0
0048 DU PAGE PCT 030	1413	393	43	0	350	0	0	0
0049 DU PAGE PCT 031	863	256	49	0	206	1	0	0
0050 DU PAGE PCT 032	1856	438	106	0	332	0	0	0
0051 DU PAGE PCT 033	1516	325	67	0	258	0	0	0
0052 DU PAGE PCT 034	1031	352	114	0	232	0	6	0
0053 DU PAGE PCT 035	1229	222	16	0	206	0	0	0

## ABSTRACT OF VOTES

 WILL COUNTY, ILLINOIS  
 GENERAL PRIMARY ELECTION  
 MARCH 17, 2020  
 STATISTICS

## OFFICIAL RESULTS

REPORT-EL52

PAGE 0002

01 = REGISTERED VOTERS - TOTAL	453,582		05 = BALLOTS CAST - DEMOCRATIC	82,147	71.28
02 = BALLOTS CAST - TOTAL	115,241		06 = BALLOTS CAST - FEDERAL DEMOCRATIC	74	.06
03 = BALLOTS CAST - REPUBLICAN	31,750	27.55	07 = BALLOTS CAST - NONPARTISAN	1,248	1.08
04 = BALLOTS CAST - FEDERAL REPUBLICAN	22	.02	08 = BALLOTS CAST - BLANK	28	

(CONTINUED FROM PREVIOUS PAGE)

	01	02	03	04	05	06	07	08
0054 DU PAGE PCT 036	1784	436	96	0	340	0	0	0
0055 DU PAGE PCT 037	1479	329	84	0	245	0	0	0
0056 FLORENCE PCT 001	645	167	65	0	93	0	9	0
0057 FRANKFORT PCT 001	2011	456	180	0	276	0	0	0
0058 FRANKFORT PCT 002	1617	386	142	0	244	0	0	0
0059 FRANKFORT PCT 003	1588	379	95	0	284	0	0	0
0060 FRANKFORT PCT 004	1393	296	80	0	215	1	0	1
0061 FRANKFORT PCT 005	2113	499	170	0	329	0	0	0
0062 FRANKFORT PCT 006	1306	301	100	0	201	0	0	0
0063 FRANKFORT PCT 007	1361	322	109	0	213	0	0	0
0064 FRANKFORT PCT 008	1776	286	75	1	210	0	0	1
0065 FRANKFORT PCT 009	1459	294	70	0	224	0	0	0
0066 FRANKFORT PCT 010	1470	382	77	0	302	3	0	0
0067 FRANKFORT PCT 011	1958	393	111	0	282	0	0	0
0068 FRANKFORT PCT 012	1263	342	119	0	223	0	0	0
0069 FRANKFORT PCT 013	1263	327	110	0	217	0	0	0
0070 FRANKFORT PCT 014	1458	353	102	3	248	0	0	0
0071 FRANKFORT PCT 015	1405	259	85	0	174	0	0	0
0072 FRANKFORT PCT 016	1694	366	101	0	265	0	0	0
0073 FRANKFORT PCT 017	2053	427	178	0	247	2	0	0
0074 FRANKFORT PCT 018	1347	342	111	0	231	0	0	0
0075 FRANKFORT PCT 019	1476	360	101	0	259	0	0	0
0076 FRANKFORT PCT 020	1532	311	97	0	211	3	0	0
0077 FRANKFORT PCT 021	1291	313	89	0	224	0	0	0
0078 FRANKFORT PCT 022	1344	372	110	0	262	0	0	0
0079 FRANKFORT PCT 023	1292	326	84	0	242	0	0	0
0080 FRANKFORT PCT 024	1478	397	89	0	308	0	0	0
0081 FRANKFORT PCT 025	1316	331	89	0	242	0	0	0
0082 FRANKFORT PCT 026	1451	358	89	0	269	0	0	0
0083 FRANKFORT PCT 027	1228	258	89	0	169	0	0	0
0084 FRANKFORT PCT 028	1717	419	110	0	309	0	0	0
0085 GREEN GARDEN PCT 001	1430	461	260	0	173	0	28	0
0086 GREEN GARDEN PCT 002	1521	536	289	0	192	0	55	0
0087 HOMER PCT 001	1344	289	118	0	171	0	0	0
0088 HOMER PCT 002	1636	414	160	0	254	0	0	0
0089 HOMER PCT 003	1346	306	105	0	201	0	0	0
0090 HOMER PCT 004	1492	360	159	0	201	0	0	0
0091 HOMER PCT 005	1202	304	125	0	179	0	0	0
0092 HOMER PCT 006	1404	329	124	0	205	0	0	0
0093 HOMER PCT 007	1473	386	131	0	254	1	0	0
0094 HOMER PCT 008	1407	345	138	0	207	0	0	0
0095 HOMER PCT 009	1186	309	103	0	204	2	0	0
0096 HOMER PCT 010	1698	378	120	0	258	0	0	0
0097 HOMER PCT 011	1493	373	127	0	246	0	0	1
0098 HOMER PCT 012	1599	322	121	0	201	0	0	1
0099 HOMER PCT 013	1671	417	160	0	250	1	6	0
0100 HOMER PCT 014	2263	541	184	0	357	0	0	0
0101 HOMER PCT 015	1773	516	147	0	352	0	17	0
0102 HOMER PCT 016	1412	339	117	0	220	0	2	0
0103 HOMER PCT 017	1611	321	127	0	194	0	0	0
0104 HOMER PCT 018	1874	427	154	0	267	0	6	0
0105 JACKSON PCT 001	1502	354	133	0	221	0	0	0
0106 JACKSON PCT 002	1394	383	140	0	243	0	0	1
0107 JOLIET PCT 001	1487	371	61	0	308	0	2	1

## ABSTRACT OF VOTES

WILL COUNTY, ILLINOIS  
GENERAL PRIMARY ELECTION  
MARCH 17, 2020  
STATISTICS

## OFFICIAL RESULTS

REPORT-EL52

PAGE 0003

01 = REGISTERED VOTERS - TOTAL	453,582		05 = BALLOTS CAST - DEMOCRATIC	82,147	71.28
02 = BALLOTS CAST - TOTAL	115,241		06 = BALLOTS CAST - FEDERAL DEMOCRATIC	74	.06
03 = BALLOTS CAST - REPUBLICAN	31,750	27.55	07 = BALLOTS CAST - NONPARTISAN	1,248	1.08
04 = BALLOTS CAST - FEDERAL REPUBLICAN	22	.02	08 = BALLOTS CAST - BLANK	28	

(CONTINUED FROM PREVIOUS PAGE)

	01	02	03	04	05	06	07	08
0108 JOLIET PCT 002	1034	272	63	0	209	0	0	0
0109 JOLIET PCT 003	960	233	48	0	185	0	0	0
0110 JOLIET PCT 004	1325	298	87	0	211	0	0	1
0111 JOLIET PCT 005	1164	236	13	0	223	0	0	0
0112 JOLIET PCT 006	1126	237	9	0	228	0	0	0
0113 JOLIET PCT 007	1144	331	29	0	302	0	0	1
0114 JOLIET PCT 008	1275	296	77	0	219	0	0	0
0115 JOLIET PCT 009	1464	262	40	0	222	0	0	0
0116 JOLIET PCT 010	1201	326	77	0	249	0	0	0
0117 JOLIET PCT 011	1311	275	62	0	213	0	0	0
0118 JOLIET PCT 012	1429	284	37	0	247	0	0	0
0119 JOLIET PCT 013	1300	263	8	0	255	0	0	1
0120 JOLIET PCT 014	1409	240	8	0	232	0	0	0
0121 JOLIET PCT 015	1337	252	47	0	204	0	1	0
0122 JOLIET PCT 016	1356	359	40	0	317	0	2	0
0123 JOLIET PCT 017	1406	375	86	0	289	0	0	0
0124 JOLIET PCT 018	1359	496	138	0	358	0	0	0
0125 JOLIET PCT 019	1242	341	72	0	269	0	0	0
0126 JOLIET PCT 020	1317	347	70	0	277	0	0	4
0127 JOLIET PCT 021	1469	399	85	0	314	0	0	0
0128 JOLIET PCT 022	1448	339	69	0	270	0	0	1
0129 JOLIET PCT 023	1565	288	35	0	253	0	0	0
0130 JOLIET PCT 024	1277	260	53	0	207	0	0	0
0131 JOLIET PCT 025	1377	321	73	0	248	0	0	0
0132 JOLIET PCT 026	1215	327	62	0	260	5	0	0
0133 JOLIET PCT 027	710	130	20	0	110	0	0	0
0134 JOLIET PCT 028	1205	219	10	0	209	0	0	0
0135 JOLIET PCT 029	1317	242	31	0	211	0	0	0
0136 JOLIET PCT 030	1304	291	81	0	206	0	4	0
0137 JOLIET PCT 031	1271	270	55	0	215	0	0	0
0138 JOLIET PCT 032	1139	273	3	0	270	0	0	0
0139 JOLIET PCT 033	1154	324	91	0	201	0	32	0
0140 JOLIET PCT 034	1161	287	15	7	265	0	0	1
0141 JOLIET PCT 035	1366	459	71	0	384	0	4	0
0142 JOLIET PCT 036	1135	293	23	0	269	0	1	0
0143 JOLIET PCT 037	1248	303	49	0	251	0	3	0
0144 LOCKPORT PCT 001	1831	671	226	0	430	0	15	0
0145 LOCKPORT PCT 002	1840	419	86	0	332	0	1	0
0146 LOCKPORT PCT 003	1628	354	74	0	280	0	0	0
0147 LOCKPORT PCT 004	1355	296	74	0	221	0	1	0
0148 LOCKPORT PCT 005	1441	412	176	0	221	0	15	1
0149 LOCKPORT PCT 006	1959	394	62	0	331	0	1	0
0150 LOCKPORT PCT 007	1871	431	55	0	372	0	4	0
0151 LOCKPORT PCT 008	1679	411	29	0	378	0	4	0
0152 LOCKPORT PCT 009	2193	639	145	0	473	0	21	1
0153 LOCKPORT PCT 010	1530	453	136	0	302	0	15	0
0154 LOCKPORT PCT 011	1463	425	143	0	258	0	24	0
0155 LOCKPORT PCT 012	1531	380	124	0	248	0	8	0
0156 LOCKPORT PCT 013	1968	728	254	0	457	0	17	0
0157 LOCKPORT PCT 014	1376	399	142	0	253	0	4	0
0158 LOCKPORT PCT 015	1315	345	60	0	278	0	7	0
0159 LOCKPORT PCT 016	1609	476	139	0	319	0	18	0
0160 LOCKPORT PCT 017	1457	513	175	1	314	0	23	0
0161 LOCKPORT PCT 018	1624	391	114	0	271	1	5	0

## ABSTRACT OF VOTES

WILL COUNTY, ILLINOIS  
GENERAL PRIMARY ELECTION  
MARCH 17, 2020  
STATISTICS

## OFFICIAL RESULTS

REPORT-EL52

PAGE 0004

	TOTAL	PERCENT		TOTAL	PERCENT
01 = REGISTERED VOTERS - TOTAL	453,582		05 = BALLOTS CAST - DEMOCRATIC	82,147	71.28
02 = BALLOTS CAST - TOTAL	115,241		06 = BALLOTS CAST - FEDERAL DEMOCRATIC	74	.06
03 = BALLOTS CAST - REPUBLICAN	31,750	27.55	07 = BALLOTS CAST - NONPARTISAN	1,248	1.08
04 = BALLOTS CAST - FEDERAL REPUBLICAN	22	.02	08 = BALLOTS CAST - BLANK	28	

(CONTINUED FROM PREVIOUS PAGE)

	01	02	03	04	05	06	07	08
0162 LOCKPORT PCT 019	1386	497	147	0	337	2	11	0
0163 LOCKPORT PCT 020	1302	359	105	0	248	0	6	0
0164 LOCKPORT PCT 021	1513	331	74	0	250	0	7	0
0165 LOCKPORT PCT 022	1223	293	83	0	201	0	9	0
0166 LOCKPORT PCT 023	1113	270	88	0	169	0	13	1
0167 LOCKPORT PCT 024	1038	231	12	0	217	0	2	0
0168 MANHATTAN PCT 001	1607	317	99	0	218	0	0	0
0169 MANHATTAN PCT 002	1730	395	122	0	273	0	0	0
0170 MANHATTAN PCT 003	2209	484	185	0	294	0	5	0
0171 MANHATTAN PCT 004	1561	324	95	0	229	0	0	0
0172 MONEE PCT 001	1263	278	35	0	243	0	0	0
0173 MONEE PCT 002	1387	366	10	0	356	0	0	0
0174 MONEE PCT 003	1470	313	69	0	244	0	0	0
0175 MONEE PCT 004	1516	419	114	0	305	0	0	0
0176 MONEE PCT 005	1290	347	3	0	344	0	0	0
0177 MONEE PCT 006	935	281	7	0	271	3	0	1
0178 MONEE PCT 007	1286	411	16	0	385	10	0	0
0179 MONEE PCT 008	1203	284	84	0	200	0	0	0
0180 NEW LENOX PCT 001	1387	282	74	0	208	0	0	0
0181 NEW LENOX PCT 002	1335	321	141	0	169	0	11	0
0182 NEW LENOX PCT 003	1229	286	101	0	185	0	0	0
0183 NEW LENOX PCT 004	1047	321	141	6	166	0	8	0
0184 NEW LENOX PCT 005	1304	366	159	0	190	0	17	0
0185 NEW LENOX PCT 006	1321	304	136	0	155	5	8	0
0186 NEW LENOX PCT 007	1963	408	166	0	240	0	2	0
0187 NEW LENOX PCT 008	1630	359	156	0	198	0	5	0
0188 NEW LENOX PCT 009	1513	415	178	0	232	0	5	0
0189 NEW LENOX PCT 010	1298	416	163	0	244	0	9	0
0190 NEW LENOX PCT 011	1477	473	179	0	279	0	15	0
0191 NEW LENOX PCT 012	1380	355	143	0	202	0	10	0
0192 NEW LENOX PCT 013	1456	350	122	0	217	0	11	0
0193 NEW LENOX PCT 014	2093	515	176	0	336	0	3	0
0194 NEW LENOX PCT 015	1464	364	151	0	209	0	4	0
0195 NEW LENOX PCT 016	1334	443	180	0	257	0	6	0
0196 NEW LENOX PCT 017	1575	390	162	0	223	0	5	0
0197 NEW LENOX PCT 018	1417	334	99	0	225	0	10	0
0198 NEW LENOX PCT 019	1630	413	125	0	281	0	7	0
0199 NEW LENOX PCT 020	2234	548	242	0	290	0	16	0
0200 PEOTONE PCT 001	1484	723	343	0	256	0	124	0
0201 PEOTONE PCT 002	1533	617	329	0	213	0	75	0
0202 PLAINFIELD PCT 001	1611	395	114	0	281	0	0	0
0203 PLAINFIELD PCT 002	1603	382	100	0	282	0	0	0
0204 PLAINFIELD PCT 003	1352	333	135	0	198	0	0	0
0205 PLAINFIELD PCT 004	804	189	23	0	164	1	1	0
0206 PLAINFIELD PCT 005	1477	363	90	0	259	10	4	1
0207 PLAINFIELD PCT 006	1539	407	57	0	348	0	2	0
0208 PLAINFIELD PCT 007	1842	471	47	0	421	0	3	0
0209 PLAINFIELD PCT 008	1559	366	89	0	277	0	0	0
0210 PLAINFIELD PCT 009	1822	414	138	0	276	0	0	0
0211 PLAINFIELD PCT 010	1284	302	115	0	187	0	0	0
0212 PLAINFIELD PCT 011	804	164	9	0	154	0	1	0
0213 PLAINFIELD PCT 012	1527	429	65	0	356	0	8	0
0214 PLAINFIELD PCT 013	1987	535	174	0	361	0	0	0
0215 PLAINFIELD PCT 014	1435	365	122	0	243	0	0	0

## ABSTRACT OF VOTES

 WILL COUNTY, ILLINOIS  
 GENERAL PRIMARY ELECTION  
 MARCH 17, 2020  
 STATISTICS

## OFFICIAL RESULTS

REPORT-EL52

PAGE 0005

	TOTAL	PERCENT		TOTAL	PERCENT
01 = REGISTERED VOTERS - TOTAL	453,582		05 = BALLOTS CAST - DEMOCRATIC	82,147	71.28
02 = BALLOTS CAST - TOTAL	115,241		06 = BALLOTS CAST - FEDERAL DEMOCRATIC	74	.06
03 = BALLOTS CAST - REPUBLICAN	31,750	27.55	07 = BALLOTS CAST - NONPARTISAN	1,248	1.08
04 = BALLOTS CAST - FEDERAL REPUBLICAN	22	.02	08 = BALLOTS CAST - BLANK	28	

(CONTINUED FROM PREVIOUS PAGE)

	01	02	03	04	05	06	07	08
0216 PLAINFIELD PCT 015	1445	359	137	0	222	0	0	0
0217 PLAINFIELD PCT 016	1477	370	122	0	248	0	0	0
0218 PLAINFIELD PCT 017	1670	322	73	0	249	0	0	1
0219 PLAINFIELD PCT 018	1638	362	67	0	295	0	0	0
0220 PLAINFIELD PCT 019	1523	363	81	0	282	0	0	0
0221 PLAINFIELD PCT 020	2015	422	138	0	284	0	0	0
0222 PLAINFIELD PCT 021	1233	322	100	0	222	0	0	0
0223 PLAINFIELD PCT 022	2094	426	143	0	283	0	0	0
0224 PLAINFIELD PCT 023	1222	284	92	0	192	0	0	0
0225 PLAINFIELD PCT 024	1245	320	103	0	217	0	0	0
0226 PLAINFIELD PCT 025	1701	346	73	0	270	3	0	0
0227 PLAINFIELD PCT 026	1495	307	46	0	261	0	0	0
0228 PLAINFIELD PCT 027	1663	383	65	0	318	0	0	0
0229 PLAINFIELD PCT 028	1564	361	86	0	275	0	0	0
0230 PLAINFIELD PCT 029	1387	341	91	0	250	0	0	0
0231 PLAINFIELD PCT 030	1373	371	113	0	258	0	0	0
0232 PLAINFIELD PCT 031	1358	310	66	0	244	0	0	0
0233 PLAINFIELD PCT 032	1334	312	66	0	246	0	0	0
0234 PLAINFIELD PCT 033	1436	386	131	0	255	0	0	0
0235 PLAINFIELD PCT 034	1145	303	71	0	231	1	0	0
0236 PLAINFIELD PCT 035	1428	392	75	0	317	0	0	1
0237 REED PCT 001	1504	289	128	0	161	0	0	0
0238 REED PCT 002	1586	314	149	0	165	0	0	0
0239 REED PCT 003	1580	284	148	0	135	1	0	0
0240 TROY PCT 001	2463	486	108	0	378	0	0	0
0241 TROY PCT 002	1781	348	56	0	292	0	0	0
0242 TROY PCT 003	1285	284	109	0	175	0	0	0
0243 TROY PCT 004	1324	334	108	0	226	0	0	1
0244 TROY PCT 005	1221	296	82	0	214	0	0	0
0245 TROY PCT 006	972	251	58	0	193	0	0	0
0246 TROY PCT 007	2060	511	135	0	376	0	0	0
0247 TROY PCT 008	2201	544	140	0	404	0	0	0
0248 TROY PCT 009	1315	343	108	0	235	0	0	0
0249 TROY PCT 010	1468	354	121	0	233	0	0	0
0250 TROY PCT 011	1705	526	180	0	346	0	0	0
0251 TROY PCT 012	1458	371	99	0	272	0	0	0
0252 TROY PCT 013	2094	644	204	0	439	1	0	0
0253 TROY PCT 014	1462	393	114	0	279	0	0	0
0254 TROY PCT 015	1533	419	135	0	284	0	0	0
0255 TROY PCT 016	1575	420	90	0	330	0	0	0
0256 TROY PCT 017	1627	438	171	0	267	0	0	0
0257 TROY PCT 018	1273	333	83	1	249	0	0	0
0258 TROY PCT 019	1563	379	53	0	326	0	0	0
0259 TROY PCT 020	1718	460	171	0	289	0	0	1
0260 TROY PCT 021	1484	391	133	0	258	0	0	0
0261 TROY PCT 022	739	199	86	0	113	0	0	0
0262 WASHINGTON PCT 001	1415	342	135	0	182	0	25	0
0263 WASHINGTON PCT 002	1626	350	137	0	205	0	8	0
0264 WASHINGTON PCT 003	1307	276	141	0	127	0	8	0
0265 WESLEY PCT 001	1542	290	148	0	141	0	1	0
0266 WHEATLAND PCT 001	2190	597	138	0	445	1	13	0
0267 WHEATLAND PCT 002	2060	774	251	0	508	0	15	0
0268 WHEATLAND PCT 003	1770	455	134	0	309	5	7	0
0269 WHEATLAND PCT 004	2145	515	107	0	400	0	8	0



## ABSTRACT OF VOTES

WILL COUNTY, ILLINOIS  
GENERAL PRIMARY ELECTION  
MARCH 17, 2020  
STATISTICS

## OFFICIAL RESULTS

REPORT-EL52

PAGE 0006

	TOTAL	PERCENT		TOTAL	PERCENT
01 = REGISTERED VOTERS - TOTAL	453,582		05 = BALLOTS CAST - DEMOCRATIC	82,147	71.28
02 = BALLOTS CAST - TOTAL	115,241		06 = BALLOTS CAST - FEDERAL DEMOCRATIC	74	.06
03 = BALLOTS CAST - REPUBLICAN	31,750	27.55	07 = BALLOTS CAST - NONPARTISAN	1,248	1.08
04 = BALLOTS CAST - FEDERAL REPUBLICAN	22	.02	08 = BALLOTS CAST - BLANK	28	

(CONTINUED FROM PREVIOUS PAGE)

	01	02	03	04	05	06	07	08
0270 WHEATLAND PCT 005	1874	. 572	. 187	. 0	. 368	. 1	. 16	. 0
0271 WHEATLAND PCT 006	1355	. 458	. 147	. 0	. 308	. 0	. 3	. 0
0272 WHEATLAND PCT 007	1417	. 444	. 147	. 0	. 290	. 0	. 7	. 0
0273 WHEATLAND PCT 008	1473	. 509	. 142	. 0	. 362	. 0	. 5	. 0
0274 WHEATLAND PCT 009	1708	. 595	. 178	. 0	. 410	. 0	. 7	. 0
0275 WHEATLAND PCT 010	1542	. 442	. 123	. 0	. 311	. 0	. 8	. 0
0276 WHEATLAND PCT 011	2625	. 606	. 145	. 0	. 450	. 0	. 11	. 0
0277 WHEATLAND PCT 012	1577	. 451	. 125	. 0	. 319	. 0	. 7	. 0
0278 WHEATLAND PCT 013	1357	. 378	. 119	. 0	. 255	. 0	. 4	. 0
0279 WHEATLAND PCT 014	1675	. 532	. 172	. 0	. 351	. 3	. 6	. 0
0280 WHEATLAND PCT 015	1555	. 389	. 90	. 0	. 299	. 0	. 0	. 0
0281 WHEATLAND PCT 016	1710	. 434	. 131	. 0	. 301	. 1	. 1	. 0
0282 WHEATLAND PCT 017	1640	. 512	. 126	. 0	. 372	. 0	. 14	. 0
0283 WHEATLAND PCT 018	1649	. 478	. 143	. 0	. 329	. 0	. 6	. 0
0284 WHEATLAND PCT 019	1337	. 380	. 48	. 0	. 332	. 0	. 0	. 0
0285 WHEATLAND PCT 020	1434	. 404	. 162	. 0	. 231	. 0	. 11	. 0
0286 WHEATLAND PCT 021	1318	. 421	. 115	. 0	. 300	. 0	. 6	. 0
0287 WHEATLAND PCT 022	1736	. 500	. 65	. 0	. 435	. 0	. 0	. 0
0288 WHEATLAND PCT 023	1854	. 434	. 94	. 0	. 338	. 0	. 2	. 0
0289 WHEATLAND PCT 024	1480	. 375	. 112	. 3	. 251	. 0	. 9	. 1
0290 WHEATLAND PCT 025	1698	. 394	. 113	. 0	. 281	. 0	. 0	. 0
0291 WHEATLAND PCT 026	2110	. 523	. 197	. 0	. 326	. 0	. 0	. 0
0292 WHEATLAND PCT 027	2023	. 549	. 86	. 0	. 463	. 0	. 0	. 0
0293 WHEATLAND PCT 028	1885	. 445	. 158	. 0	. 286	. 1	. 0	. 0
0294 WHEATLAND PCT 029	1798	. 491	. 154	. 0	. 337	. 0	. 0	. 0
0295 WHEATLAND PCT 030	1697	. 438	. 148	. 0	. 290	. 0	. 0	. 0
0296 WHEATLAND PCT 031	1403	. 401	. 73	. 0	. 319	. 0	. 9	. 0
0297 WHEATLAND PCT 032	1632	. 568	. 130	. 0	. 412	. 0	. 26	. 0
0298 WHEATLAND PCT 033	1677	. 530	. 80	. 0	. 422	. 1	. 27	. 0
0299 WHEATLAND PCT 034	2283	. 730	. 177	. 0	. 526	. 0	. 27	. 0
0300 WILL PCT 001	1205	. 418	. 240	. 0	. 118	. 0	. 60	. 0
0301 WILMINGTON PCT 001	1384	. 348	. 134	. 0	. 201	. 0	. 13	. 0
0302 WILMINGTON PCT 002	1244	. 249	. 105	. 0	. 132	. 0	. 12	. 0
0303 WILMINGTON PCT 003	1385	. 332	. 160	. 0	. 159	. 0	. 13	. 0
0304 WILTON PCT 001	623	. 301	. 175	. 0	. 84	. 0	. 42	. 0

## ABSTRACT OF VOTES

WILL COUNTY, ILLINOIS  
GENERAL PRIMARY ELECTION  
MARCH 17, 2020  
REPUBLICAN

OFFICIAL RESULTS

REPORT-EL52

PAGE 0007

	VOTES	PERCENT		VOTES	PERCENT
PRESIDENT OF THE UNITED STATES - TOTAL					
Vote for not more than 1					
01 = Donald J Trump	29,949	96.06			
02 = Roque "Rocky" De La Fuente	923	2.96	03 = WRITE-IN	306	.98
	01	02	03		
0001 CHANNAHON PCT 001	103	6	0		
0002 CHANNAHON PCT 002	148	4	2		
0003 CHANNAHON PCT 003	128	2	2		
0004 CHANNAHON PCT 004	132	4	0		
0005 CHANNAHON PCT 005	110	1	0		
0006 CRETE PCT 001	44	1	0		
0007 CRETE PCT 002	47	1	0		
0008 CRETE PCT 003	65	1	0		
0009 CRETE PCT 004	49	0	0		
0010 CRETE PCT 005	29	2	3		
0011 CRETE PCT 006	78	2	3		
0012 CRETE PCT 007	47	2	0		
0013 CRETE PCT 008	78	2	1		
0014 CRETE PCT 009	87	4	0		
0015 CRETE PCT 010	71	1	0		
0016 CRETE PCT 011	109	0	0		
0017 CRETE PCT 012	78	1	0		
0018 CUSTER PCT 001	100	1	1		
0019 DU PAGE PCT 001	108	2	0		
0020 DU PAGE PCT 002	136	3	2		
0021 DU PAGE PCT 003	119	9	3		
0022 DU PAGE PCT 004	65	2	0		
0023 DU PAGE PCT 005	66	1	0		
0024 DU PAGE PCT 006	60	4	0		
0025 DU PAGE PCT 007	105	8	2		
0026 DU PAGE PCT 008	58	3	0		
0027 DU PAGE PCT 009	56	5	3		
0028 DU PAGE PCT 010	49	4	0		
0029 DU PAGE PCT 011	49	2	2		
0030 DU PAGE PCT 012	61	4	2		
0031 DU PAGE PCT 013	50	6	0		
0032 DU PAGE PCT 014	67	5	0		
0033 DU PAGE PCT 015	60	2	1		
0034 DU PAGE PCT 016	55	3	1		
0035 DU PAGE PCT 017	66	2	1		
0036 DU PAGE PCT 018	75	3	2		
0037 DU PAGE PCT 019	60	4	0		
0038 DU PAGE PCT 020	45	7	0		
0039 DU PAGE PCT 021	68	5	2		
0040 DU PAGE PCT 022	95	8	1		
0041 DU PAGE PCT 023	48	4	2		
0042 DU PAGE PCT 024	59	2	1		
0043 DU PAGE PCT 025	44	1	1		
0044 DU PAGE PCT 026	66	3	1		
0045 DU PAGE PCT 027	47	2	1		
0046 DU PAGE PCT 028	50	1	0		
0047 DU PAGE PCT 029	61	5	1		
0048 DU PAGE PCT 030	36	5	1		
0049 DU PAGE PCT 031	48	1	0		
0050 DU PAGE PCT 032	96	8	1		
0051 DU PAGE PCT 033	62	4	1		
0052 DU PAGE PCT 034	107	3	1		
0053 DU PAGE PCT 035	15	0	1		

## ABSTRACT OF VOTES

WILL COUNTY, ILLINOIS  
GENERAL PRIMARY ELECTION  
MARCH 17, 2020  
REPUBLICAN

## OFFICIAL RESULTS

REPORT-EL52 PAGE 0008

	VOTES	PERCENT		VOTES	PERCENT
PRESIDENT OF THE UNITED STATES - TOTAL					
Vote for not more than 1					
01 = Donald J Trump	29,949	96.06			
02 = Roque "Rocky" De La Fuente	923	2.96	03 = WRITE-IN	306	.98

(CONTINUED FROM PREVIOUS PAGE)

	01	02	03
0054 DU PAGE PCT 036	92	2	0
0055 DU PAGE PCT 037	76	5	2
0056 FLORENCE PCT 001	65	0	0
0057 FRANKFORT PCT 001	172	2	4
0058 FRANKFORT PCT 002	136	4	0
0059 FRANKFORT PCT 003	89	3	1
0060 FRANKFORT PCT 004	74	3	3
0061 FRANKFORT PCT 005	162	1	4
0062 FRANKFORT PCT 006	93	3	3
0063 FRANKFORT PCT 007	104	1	0
0064 FRANKFORT PCT 008	74	1	0
0065 FRANKFORT PCT 009	68	2	0
0066 FRANKFORT PCT 010	73	2	1
0067 FRANKFORT PCT 011	105	1	1
0068 FRANKFORT PCT 012	115	1	1
0069 FRANKFORT PCT 013	106	2	1
0070 FRANKFORT PCT 014	98	4	2
0071 FRANKFORT PCT 015	82	2	1
0072 FRANKFORT PCT 016	97	2	0
0073 FRANKFORT PCT 017	172	4	1
0074 FRANKFORT PCT 018	102	4	1
0075 FRANKFORT PCT 019	95	5	0
0076 FRANKFORT PCT 020	92	2	1
0077 FRANKFORT PCT 021	85	2	0
0078 FRANKFORT PCT 022	108	0	1
0079 FRANKFORT PCT 023	80	3	1
0080 FRANKFORT PCT 024	83	3	1
0081 FRANKFORT PCT 025	88	0	0
0082 FRANKFORT PCT 026	86	2	1
0083 FRANKFORT PCT 027	86	1	1
0084 FRANKFORT PCT 028	104	5	1
0085 GREEN GARDEN PCT 001	252	6	0
0086 GREEN GARDEN PCT 002	278	4	3
0087 HOMER PCT 001	116	0	1
0088 HOMER PCT 002	156	3	1
0089 HOMER PCT 003	101	0	1
0090 HOMER PCT 004	157	0	0
0091 HOMER PCT 005	115	6	0
0092 HOMER PCT 006	121	3	0
0093 HOMER PCT 007	128	1	1
0094 HOMER PCT 008	133	1	0
0095 HOMER PCT 009	99	3	0
0096 HOMER PCT 010	115	3	0
0097 HOMER PCT 011	124	1	0
0098 HOMER PCT 012	111	5	2
0099 HOMER PCT 013	150	3	3
0100 HOMER PCT 014	175	3	2
0101 HOMER PCT 015	142	4	0
0102 HOMER PCT 016	114	2	0
0103 HOMER PCT 017	124	3	0
0104 HOMER PCT 018	146	3	2
0105 JACKSON PCT 001	127	3	1
0106 JACKSON PCT 002	136	0	1
0107 JOLIET PCT 001	53	4	1

## ABSTRACT OF VOTES

WILL COUNTY, ILLINOIS  
GENERAL PRIMARY ELECTION  
MARCH 17, 2020  
REPUBLICAN

OFFICIAL RESULTS

REPORT-EL52

PAGE 0009

## PRESIDENT OF THE UNITED STATES - TOTAL

Vote for not more than 1

01 = Donald J Trump

02 = Roque "Rocky" De La Fuente

VOTES PERCENT

VOTES PERCENT

29,949 96.06

923 2.96

03 = WRITE-IN

306 .98

(CONTINUED FROM PREVIOUS PAGE)

	01	02	03
0108 JOLIET PCT 002	60	1	0
0109 JOLIET PCT 003	46	2	0
0110 JOLIET PCT 004	79	5	2
0111 JOLIET PCT 005	11	2	0
0112 JOLIET PCT 006	6	3	0
0113 JOLIET PCT 007	28	0	0
0114 JOLIET PCT 008	73	3	1
0115 JOLIET PCT 009	37	1	2
0116 JOLIET PCT 010	75	1	1
0117 JOLIET PCT 011	58	4	0
0118 JOLIET PCT 012	32	3	1
0119 JOLIET PCT 013	5	3	0
0120 JOLIET PCT 014	7	1	0
0121 JOLIET PCT 015	44	3	0
0122 JOLIET PCT 016	37	3	0
0123 JOLIET PCT 017	79	5	0
0124 JOLIET PCT 018	130	4	2
0125 JOLIET PCT 019	68	2	1
0126 JOLIET PCT 020	62	6	1
0127 JOLIET PCT 021	79	1	4
0128 JOLIET PCT 022	62	3	0
0129 JOLIET PCT 023	29	4	0
0130 JOLIET PCT 024	49	2	1
0131 JOLIET PCT 025	68	5	0
0132 JOLIET PCT 026	57	4	1
0133 JOLIET PCT 027	18	2	0
0134 JOLIET PCT 028	8	1	1
0135 JOLIET PCT 029	29	1	1
0136 JOLIET PCT 030	78	2	0
0137 JOLIET PCT 031	49	2	1
0138 JOLIET PCT 032	3	0	0
0139 JOLIET PCT 033	85	3	0
0140 JOLIET PCT 034	20	1	0
0141 JOLIET PCT 035	67	3	1
0142 JOLIET PCT 036	23	0	0
0143 JOLIET PCT 037	48	1	0
0144 LOCKPORT PCT 001	213	5	3
0145 LOCKPORT PCT 002	78	5	0
0146 LOCKPORT PCT 003	70	3	0
0147 LOCKPORT PCT 004	72	2	0
0148 LOCKPORT PCT 005	171	2	0
0149 LOCKPORT PCT 006	55	5	1
0150 LOCKPORT PCT 007	49	2	2
0151 LOCKPORT PCT 008	26	2	1
0152 LOCKPORT PCT 009	130	9	1
0153 LOCKPORT PCT 010	130	2	3
0154 LOCKPORT PCT 011	136	3	2
0155 LOCKPORT PCT 012	119	4	0
0156 LOCKPORT PCT 013	242	6	2
0157 LOCKPORT PCT 014	139	2	1
0158 LOCKPORT PCT 015	59	1	0
0159 LOCKPORT PCT 016	132	3	1
0160 LOCKPORT PCT 017	166	5	1
0161 LOCKPORT PCT 018	110	3	1

## ABSTRACT OF VOTES

WILL COUNTY, ILLINOIS  
GENERAL PRIMARY ELECTION  
MARCH 17, 2020  
REPUBLICAN

OFFICIAL RESULTS

REPORT-EL52

PAGE 0010

	VOTES	PERCENT		VOTES	PERCENT
PRESIDENT OF THE UNITED STATES - TOTAL					
Vote for not more than 1					
01 = Donald J Trump	29,949	96.06			
02 = Roque "Rocky" De La Fuente	923	2.96	03 = WRITE-IN	306	.98

(CONTINUED FROM PREVIOUS PAGE)

	01	02	03
0162 LOCKPORT PCT 019	135	9	1
0163 LOCKPORT PCT 020	103	1	0
0164 LOCKPORT PCT 021	71	3	0
0165 LOCKPORT PCT 022	80	2	0
0166 LOCKPORT PCT 023	85	0	1
0167 LOCKPORT PCT 024	12	0	0
0168 MANHATTAN PCT 001	95	2	1
0169 MANHATTAN PCT 002	119	3	0
0170 MANHATTAN PCT 003	181	1	2
0171 MANHATTAN PCT 004	95	0	0
0172 MONEE PCT 001	34	0	0
0173 MONEE PCT 002	10	0	0
0174 MONEE PCT 003	66	2	1
0175 MONEE PCT 004	113	0	1
0176 MONEE PCT 005	2	1	0
0177 MONEE PCT 006	4	1	1
0178 MONEE PCT 007	13	2	1
0179 MONEE PCT 008	80	1	1
0180 NEW LENOX PCT 001	71	3	0
0181 NEW LENOX PCT 002	140	0	0
0182 NEW LENOX PCT 003	100	1	0
0183 NEW LENOX PCT 004	139	1	1
0184 NEW LENOX PCT 005	151	3	2
0185 NEW LENOX PCT 006	136	0	0
0186 NEW LENOX PCT 007	160	2	0
0187 NEW LENOX PCT 008	151	2	1
0188 NEW LENOX PCT 009	162	4	0
0189 NEW LENOX PCT 010	144	5	5
0190 NEW LENOX PCT 011	164	8	1
0191 NEW LENOX PCT 012	135	1	0
0192 NEW LENOX PCT 013	119	3	0
0193 NEW LENOX PCT 014	173	1	1
0194 NEW LENOX PCT 015	146	2	0
0195 NEW LENOX PCT 016	170	3	1
0196 NEW LENOX PCT 017	150	4	2
0197 NEW LENOX PCT 018	95	1	0
0198 NEW LENOX PCT 019	124	1	0
0199 NEW LENOX PCT 020	230	2	3
0200 PEOTONE PCT 001	322	12	3
0201 PEOTONE PCT 002	314	5	0
0202 PLAINFIELD PCT 001	110	3	1
0203 PLAINFIELD PCT 002	96	3	1
0204 PLAINFIELD PCT 003	127	2	1
0205 PLAINFIELD PCT 004	23	0	0
0206 PLAINFIELD PCT 005	83	4	1
0207 PLAINFIELD PCT 006	53	2	2
0208 PLAINFIELD PCT 007	46	1	0
0209 PLAINFIELD PCT 008	83	4	0
0210 PLAINFIELD PCT 009	129	6	0
0211 PLAINFIELD PCT 010	109	1	0
0212 PLAINFIELD PCT 011	7	1	0
0213 PLAINFIELD PCT 012	60	4	1
0214 PLAINFIELD PCT 013	166	3	4
0215 PLAINFIELD PCT 014	113	6	2

## ABSTRACT OF VOTES

WILL COUNTY, ILLINOIS  
GENERAL PRIMARY ELECTION  
MARCH 17, 2020  
REPUBLICAN

OFFICIAL RESULTS

REPORT-EL52

PAGE 0011

## PRESIDENT OF THE UNITED STATES - TOTAL

VOTES PERCENT

VOTES PERCENT

Vote for not more than 1

01 = Donald J Trump

29,949 96.06

02 = Roque "Rocky" De La Fuente

923 2.96

03 = WRITE-IN

306 .98

(CONTINUED FROM PREVIOUS PAGE)

	01	02	03
0216 PLAINFIELD PCT 015	132	3	0
0217 PLAINFIELD PCT 016	112	7	2
0218 PLAINFIELD PCT 017	70	1	1
0219 PLAINFIELD PCT 018	59	5	1
0220 PLAINFIELD PCT 019	77	1	2
0221 PLAINFIELD PCT 020	131	4	2
0222 PLAINFIELD PCT 021	96	1	1
0223 PLAINFIELD PCT 022	139	2	1
0224 PLAINFIELD PCT 023	90	1	0
0225 PLAINFIELD PCT 024	99	1	0
0226 PLAINFIELD PCT 025	69	1	3
0227 PLAINFIELD PCT 026	43	2	1
0228 PLAINFIELD PCT 027	64	1	0
0229 PLAINFIELD PCT 028	78	8	0
0230 PLAINFIELD PCT 029	88	3	0
0231 PLAINFIELD PCT 030	105	4	0
0232 PLAINFIELD PCT 031	61	2	2
0233 PLAINFIELD PCT 032	60	4	0
0234 PLAINFIELD PCT 033	121	1	1
0235 PLAINFIELD PCT 034	66	1	4
0236 PLAINFIELD PCT 035	71	2	1
0237 REED PCT 001	125	2	0
0238 REED PCT 002	147	2	0
0239 REED PCT 003	141	4	0
0240 TROY PCT 001	100	5	3
0241 TROY PCT 002	51	4	0
0242 TROY PCT 003	106	2	1
0243 TROY PCT 004	102	4	1
0244 TROY PCT 005	77	3	1
0245 TROY PCT 006	57	1	0
0246 TROY PCT 007	126	4	1
0247 TROY PCT 008	133	3	1
0248 TROY PCT 009	102	3	3
0249 TROY PCT 010	114	4	0
0250 TROY PCT 011	170	3	3
0251 TROY PCT 012	99	0	0
0252 TROY PCT 013	195	3	1
0253 TROY PCT 014	106	3	0
0254 TROY PCT 015	126	6	2
0255 TROY PCT 016	83	3	0
0256 TROY PCT 017	162	2	1
0257 TROY PCT 018	78	4	1
0258 TROY PCT 019	48	3	1
0259 TROY PCT 020	168	2	0
0260 TROY PCT 021	123	9	0
0261 TROY PCT 022	84	0	1
0262 WASHINGTON PCT 001	132	1	2
0263 WASHINGTON PCT 002	133	2	0
0264 WASHINGTON PCT 003	133	4	1
0265 WESLEY PCT 001	144	3	1
0266 WHEATLAND PCT 001	125	8	2
0267 WHEATLAND PCT 002	231	6	4
0268 WHEATLAND PCT 003	128	3	1
0269 WHEATLAND PCT 004	93	10	0

## ABSTRACT OF VOTES

WILL COUNTY, ILLINOIS  
GENERAL PRIMARY ELECTION  
MARCH 17, 2020  
REPUBLICAN

## OFFICIAL RESULTS

REPORT-EL52 PAGE 0012

VOTES PERCENT

VOTES PERCENT

## PRESIDENT OF THE UNITED STATES - TOTAL

Vote for not more than 1

01 = Donald J Trump

29,949 96.06

02 = Roque "Rocky" De La Fuente

923 2.96

03 = WRITE-IN

306 .98

(CONTINUED FROM PREVIOUS PAGE)

01 02 03

0270 WHEATLAND PCT 005	164	11	1
0271 WHEATLAND PCT 006	133	9	4
0272 WHEATLAND PCT 007	133	4	2
0273 WHEATLAND PCT 008	117	11	7
0274 WHEATLAND PCT 009	157	13	4
0275 WHEATLAND PCT 010	110	4	2
0276 WHEATLAND PCT 011	135	3	1
0277 WHEATLAND PCT 012	119	1	1
0278 WHEATLAND PCT 013	108	7	2
0279 WHEATLAND PCT 014	162	5	1
0280 WHEATLAND PCT 015	81	2	2
0281 WHEATLAND PCT 016	118	6	5
0282 WHEATLAND PCT 017	114	6	5
0283 WHEATLAND PCT 018	131	3	3
0284 WHEATLAND PCT 019	42	1	2
0285 WHEATLAND PCT 020	151	3	1
0286 WHEATLAND PCT 021	102	7	2
0287 WHEATLAND PCT 022	61	0	2
0288 WHEATLAND PCT 023	87	5	0
0289 WHEATLAND PCT 024	107	2	2
0290 WHEATLAND PCT 025	102	3	3
0291 WHEATLAND PCT 026	178	7	2
0292 WHEATLAND PCT 027	78	4	0
0293 WHEATLAND PCT 028	151	3	3
0294 WHEATLAND PCT 029	142	9	1
0295 WHEATLAND PCT 030	141	5	2
0296 WHEATLAND PCT 031	65	2	2
0297 WHEATLAND PCT 032	118	4	3
0298 WHEATLAND PCT 033	73	6	0
0299 WHEATLAND PCT 034	154	15	3
0300 WILL PCT 001	232	0	0
0301 WILMINGTON PCT 001	130	2	0
0302 WILMINGTON PCT 002	105	0	0
0303 WILMINGTON PCT 003	149	6	3
0304 WILTON PCT 001	171	1	0

## ABSTRACT OF VOTES

WILL COUNTY, ILLINOIS  
GENERAL PRIMARY ELECTION  
MARCH 17, 2020  
REPUBLICAN

## OFFICIAL RESULTS

REPORT-EL52

PAGE 0013

PRESIDENT OF THE UNITED STATES  
1ST CONGRESSIONAL DISTRICT

Vote for not more than 1

01 = Donald J Trump

02 = Roque "Rocky" De La Fuente

VOTES PERCENT

VOTES PERCENT

5,605 97.43  
102 1.77

03 = WRITE-IN

46 .80

-----  
01 02 03  
-----

0057 FRANKFORT PCT 001	172	2	4
0058 FRANKFORT PCT 002	136	4	0
0059 FRANKFORT PCT 003	89	3	1
0060 FRANKFORT PCT 004	74	3	3
0061 FRANKFORT PCT 005	162	1	4
0062 FRANKFORT PCT 006	93	3	3
0063 FRANKFORT PCT 007	104	1	0
0064 FRANKFORT PCT 008	74	1	0
0065 FRANKFORT PCT 009	68	2	0
0066 FRANKFORT PCT 010	73	2	1
0067 FRANKFORT PCT 011	105	1	1
0068 FRANKFORT PCT 012	115	1	1
0069 FRANKFORT PCT 013	106	2	1
0070 FRANKFORT PCT 014	98	4	2
0071 FRANKFORT PCT 015	82	2	1
0072 FRANKFORT PCT 016	97	2	0
0073 FRANKFORT PCT 017	172	4	1
0074 FRANKFORT PCT 018	102	4	1
0075 FRANKFORT PCT 019	95	5	0
0076 FRANKFORT PCT 020	92	2	1
0077 FRANKFORT PCT 021	85	2	0
0078 FRANKFORT PCT 022	108	0	1
0079 FRANKFORT PCT 023	80	3	1
0080 FRANKFORT PCT 024	83	3	1
0081 FRANKFORT PCT 025	88	0	0
0082 FRANKFORT PCT 026	86	2	1
0083 FRANKFORT PCT 027	86	1	1
0084 FRANKFORT PCT 028	104	5	1
0085 GREEN GARDEN PCT 001	252	6	0
0086 GREEN GARDEN PCT 002	278	4	3
0105 JACKSON PCT 001	86	2	1
0106 JACKSON PCT 002	136	0	1
0168 MANHATTAN PCT 001	95	2	1
0169 MANHATTAN PCT 002	119	3	0
0170 MANHATTAN PCT 003	181	1	2
0171 MANHATTAN PCT 004	95	0	0
0181 NEW LENOX PCT 002	57	0	0
0186 NEW LENOX PCT 007	160	2	0
0187 NEW LENOX PCT 008	151	2	1
0191 NEW LENOX PCT 012	135	1	0
0192 NEW LENOX PCT 013	119	3	0
0193 NEW LENOX PCT 014	173	1	1
0194 NEW LENOX PCT 015	146	2	0
0196 NEW LENOX PCT 017	150	4	2
0197 NEW LENOX PCT 018	89	1	0
0198 NEW LENOX PCT 019	124	1	0
0199 NEW LENOX PCT 020	230	2	3



## ABSTRACT OF VOTES

WILL COUNTY, ILLINOIS  
 GENERAL PRIMARY ELECTION  
 MARCH 17, 2020  
 REPUBLICAN

## OFFICIAL RESULTS

REPORT-EL52

PAGE 0014

PRESIDENT OF THE UNITED STATES  
 2ND CONGRESSIONAL DISTRICT

Vote for not more than 1

01 = Donald J Trump

02 = Roque "Rocky" De La Fuente

VOTES PERCENT

VOTES PERCENT

2,541 97.43  
 49 1.88

03 = WRITE-IN

18 .69

	01	02	03
0006 CRETE PCT 001	44	1	0
0007 CRETE PCT 002	47	1	0
0008 CRETE PCT 003	65	1	0
0009 CRETE PCT 004	49	0	0
0010 CRETE PCT 005	29	2	3
0011 CRETE PCT 006	78	2	3
0012 CRETE PCT 007	47	2	0
0013 CRETE PCT 008	78	2	1
0014 CRETE PCT 009	87	4	0
0015 CRETE PCT 010	71	1	0
0016 CRETE PCT 011	109	0	0
0017 CRETE PCT 012	78	1	0
0172 MONEE PCT 001	34	0	0
0173 MONEE PCT 002	10	0	0
0174 MONEE PCT 003	66	2	1
0175 MONEE PCT 004	113	0	1
0176 MONEE PCT 005	2	1	0
0177 MONEE PCT 006	4	1	1
0178 MONEE PCT 007	13	2	1
0179 MONEE PCT 008	80	1	1
0200 PEOTONE PCT 001	322	12	3
0201 PEOTONE PCT 002	314	5	0
0262 WASHINGTON PCT 001	132	1	2
0263 WASHINGTON PCT 002	133	2	0
0264 WASHINGTON PCT 003	133	4	1
0300 WILL PCT 001	232	0	0
0304 WILTON PCT 001	171	1	0

## ABSTRACT OF VOTES

WILL COUNTY, ILLINOIS  
GENERAL PRIMARY ELECTION  
MARCH 17, 2020  
REPUBLICAN

OFFICIAL RESULTS

REPORT-EL52

PAGE 0015

PRESIDENT OF THE UNITED STATES  
3RD CONGRESSIONAL DISTRICT

Vote for not more than 1

01 = Donald J Trump

02 = Roque "Rocky" De La Fuente

VOTES PERCENT

VOTES PERCENT

4,346 96.92

109 2.43

03 = WRITE-IN

29 .65

	01	02	03
--	----	----	----

0050 DU PAGE PCT 032	37	4	1
0051 DU PAGE PCT 033	20	0	1
0053 DU PAGE PCT 035	15	0	1
0054 DU PAGE PCT 036	91	2	0
0055 DU PAGE PCT 037	76	5	2
0087 HOMER PCT 001	116	0	1
0088 HOMER PCT 002	156	3	1
0089 HOMER PCT 003	101	0	1
0090 HOMER PCT 004	157	0	0
0091 HOMER PCT 005	115	6	0
0092 HOMER PCT 006	121	3	0
0093 HOMER PCT 007	128	1	1
0094 HOMER PCT 008	133	1	0
0095 HOMER PCT 009	99	3	0
0096 HOMER PCT 010	115	3	0
0097 HOMER PCT 011	124	1	0
0098 HOMER PCT 012	111	5	2
0099 HOMER PCT 013	150	3	3
0100 HOMER PCT 014	175	3	2
0101 HOMER PCT 015	142	4	0
0102 HOMER PCT 016	114	2	0
0103 HOMER PCT 017	124	3	0
0104 HOMER PCT 018	146	3	2
0107 JOLIET PCT 001	51	4	1
0108 JOLIET PCT 002	56	1	0
0109 JOLIET PCT 003	46	2	0
0145 LOCKPORT PCT 002	78	5	0
0146 LOCKPORT PCT 003	70	3	0
0147 LOCKPORT PCT 004	72	2	0
0148 LOCKPORT PCT 005	171	2	0
0153 LOCKPORT PCT 010	130	2	3
0154 LOCKPORT PCT 011	136	3	2
0155 LOCKPORT PCT 012	119	4	0
0158 LOCKPORT PCT 015	59	1	0
0159 LOCKPORT PCT 016	132	3	1
0160 LOCKPORT PCT 017	166	5	1
0161 LOCKPORT PCT 018	110	3	1
0162 LOCKPORT PCT 019	135	9	1
0163 LOCKPORT PCT 020	1	0	0
0164 LOCKPORT PCT 021	71	3	0
0165 LOCKPORT PCT 022	80	2	0
0166 LOCKPORT PCT 023	85	0	1
0167 LOCKPORT PCT 024	12	0	0

## ABSTRACT OF VOTES

WILL COUNTY, ILLINOIS  
GENERAL PRIMARY ELECTION  
MARCH 17, 2020  
REPUBLICAN

OFFICIAL RESULTS

REPORT-EL52

PAGE 0016

VOTES PERCENT

VOTES PERCENT

PRESIDENT OF THE UNITED STATES  
11TH CONGRESSIONAL DISTRICT

Vote for not more than 1

01 = Donald J Trump

10,577 95.05

02 = Roque "Rocky" De La Fuente

423 3.80

03 = WRITE-IN

128 1.15

	01	02	03
--	----	----	----

0019 DU PAGE PCT 001  
0020 DU PAGE PCT 002  
0021 DU PAGE PCT 003  
0022 DU PAGE PCT 004  
0023 DU PAGE PCT 005  
0024 DU PAGE PCT 006  
0025 DU PAGE PCT 007  
0026 DU PAGE PCT 008  
0027 DU PAGE PCT 009  
0028 DU PAGE PCT 010  
0029 DU PAGE PCT 011  
0030 DU PAGE PCT 012  
0031 DU PAGE PCT 013  
0032 DU PAGE PCT 014  
0033 DU PAGE PCT 015  
0034 DU PAGE PCT 016  
0035 DU PAGE PCT 017  
0036 DU PAGE PCT 018  
0037 DU PAGE PCT 019  
0038 DU PAGE PCT 020  
0039 DU PAGE PCT 021  
0040 DU PAGE PCT 022  
0041 DU PAGE PCT 023  
0042 DU PAGE PCT 024  
0043 DU PAGE PCT 025  
0044 DU PAGE PCT 026  
0045 DU PAGE PCT 027  
0046 DU PAGE PCT 028  
0047 DU PAGE PCT 029  
0048 DU PAGE PCT 030  
0049 DU PAGE PCT 031  
0050 DU PAGE PCT 032  
0051 DU PAGE PCT 033  
0052 DU PAGE PCT 034  
0054 DU PAGE PCT 036  
0105 JACKSON PCT 001  
0107 JOLIET PCT 001  
0108 JOLIET PCT 002  
0110 JOLIET PCT 004  
0111 JOLIET PCT 005  
0112 JOLIET PCT 006  
0113 JOLIET PCT 007  
0114 JOLIET PCT 008  
0115 JOLIET PCT 009  
0116 JOLIET PCT 010  
0117 JOLIET PCT 011  
0118 JOLIET PCT 012  
0119 JOLIET PCT 013  
0120 JOLIET PCT 014  
0121 JOLIET PCT 015  
0122 JOLIET PCT 016  
0123 JOLIET PCT 017  
0124 JOLIET PCT 018

108	2	0
136	3	2
119	9	3
65	2	0
66	1	0
60	4	0
105	8	2
58	3	0
56	5	3
49	4	0
49	2	2
61	4	2
50	6	0
67	5	0
60	2	1
55	3	1
66	2	1
75	3	2
60	4	0
45	7	0
68	5	2
95	8	1
48	4	2
59	2	1
44	1	1
66	3	1
47	2	1
50	1	0
61	5	1
36	5	1
48	1	0
59	4	0
42	4	0
107	3	1
1	0	0
41	1	0
2	0	0
4	0	0
79	5	2
11	2	0
6	3	0
28	0	0
73	3	1
37	1	2
75	1	1
58	4	0
32	3	1
5	3	0
7	1	0
44	3	0
37	3	0
79	5	0
130	4	2

## ABSTRACT OF VOTES

WILL COUNTY, ILLINOIS  
GENERAL PRIMARY ELECTION  
MARCH 17, 2020  
REPUBLICAN

## OFFICIAL RESULTS

REPORT-EL52

PAGE 0017

VOTES PERCENT

VOTES PERCENT

PRESIDENT OF THE UNITED STATES  
11TH CONGRESSIONAL DISTRICT

Vote for not more than 1

01 = Donald J Trump

10,577 95.05

02 = Roque "Rocky" De La Fuente

423 3.80

03 = WRITE-IN

128 1.15

(CONTINUED FROM PREVIOUS PAGE)

-----  
01 02 03  
-----

0125 JOLIET PCT 019	68	2	1
0126 JOLIET PCT 020	62	6	1
0127 JOLIET PCT 021	79	1	4
0128 JOLIET PCT 022	62	3	0
0129 JOLIET PCT 023	29	4	0
0130 JOLIET PCT 024	49	2	1
0131 JOLIET PCT 025	68	5	0
0132 JOLIET PCT 026	57	4	1
0133 JOLIET PCT 027	18	2	0
0134 JOLIET PCT 028	8	1	1
0135 JOLIET PCT 029	29	1	1
0136 JOLIET PCT 030	78	2	0
0137 JOLIET PCT 031	49	2	1
0138 JOLIET PCT 032	3	0	0
0139 JOLIET PCT 033	85	3	0
0140 JOLIET PCT 034	20	1	0
0141 JOLIET PCT 035	67	3	1
0142 JOLIET PCT 036	23	0	0
0143 JOLIET PCT 037	48	1	0
0144 LOCKPORT PCT 001	213	5	3
0149 LOCKPORT PCT 006	55	5	1
0150 LOCKPORT PCT 007	49	2	2
0151 LOCKPORT PCT 008	26	2	1
0152 LOCKPORT PCT 009	130	9	1
0156 LOCKPORT PCT 013	242	6	2
0157 LOCKPORT PCT 014	139	2	1
0163 LOCKPORT PCT 020	102	1	0
0180 NEW LENOX PCT 001	71	3	0
0181 NEW LENOX PCT 002	83	0	0
0182 NEW LENOX PCT 003	100	1	0
0183 NEW LENOX PCT 004	139	1	1
0184 NEW LENOX PCT 005	151	3	2
0185 NEW LENOX PCT 006	136	0	0
0188 NEW LENOX PCT 009	162	4	0
0189 NEW LENOX PCT 010	144	5	5
0190 NEW LENOX PCT 011	164	8	1
0195 NEW LENOX PCT 016	170	3	1
0197 NEW LENOX PCT 018	6	0	0
0205 PLAINFIELD PCT 004	23	0	0
0206 PLAINFIELD PCT 005	83	4	1
0207 PLAINFIELD PCT 006	53	2	2
0208 PLAINFIELD PCT 007	46	1	0
0211 PLAINFIELD PCT 010	52	0	0
0212 PLAINFIELD PCT 011	7	1	0
0213 PLAINFIELD PCT 012	60	4	1
0214 PLAINFIELD PCT 013	136	3	3
0215 PLAINFIELD PCT 014	113	6	2
0216 PLAINFIELD PCT 015	132	3	0
0217 PLAINFIELD PCT 016	112	7	2
0218 PLAINFIELD PCT 017	70	1	1
0219 PLAINFIELD PCT 018	59	5	1
0220 PLAINFIELD PCT 019	77	1	2
0221 PLAINFIELD PCT 020	131	4	2

## ABSTRACT OF VOTES

WILL COUNTY, ILLINOIS  
 GENERAL PRIMARY ELECTION  
 MARCH 17, 2020  
 REPUBLICAN

OFFICIAL RESULTS

REPORT-EL52

PAGE 0018

PRESIDENT OF THE UNITED STATES  
 11TH CONGRESSIONAL DISTRICT

Vote for not more than 1

01 = Donald J Trump

02 = Roque "Rocky" De La Fuente

VOTES PERCENT

VOTES PERCENT

10,577 95.05

423 3.80

03 = WRITE-IN

128 1.15

(CONTINUED FROM PREVIOUS PAGE)

	01	02	03
--	----	----	----

0222 PLAINFIELD PCT 021	96	1	1
0223 PLAINFIELD PCT 022	139	2	1
0224 PLAINFIELD PCT 023	90	1	0
0225 PLAINFIELD PCT 024	99	1	0
0226 PLAINFIELD PCT 025	69	1	3
0227 PLAINFIELD PCT 026	43	2	1
0228 PLAINFIELD PCT 027	64	1	0
0229 PLAINFIELD PCT 028	78	8	0
0230 PLAINFIELD PCT 029	88	3	0
0231 PLAINFIELD PCT 030	105	4	0
0232 PLAINFIELD PCT 031	61	2	2
0233 PLAINFIELD PCT 032	60	4	0
0234 PLAINFIELD PCT 033	121	1	1
0235 PLAINFIELD PCT 034	66	1	4
0236 PLAINFIELD PCT 035	71	2	1
0240 TROY PCT 001	100	5	3
0241 TROY PCT 002	51	4	0
0242 TROY PCT 003	106	2	1
0243 TROY PCT 004	102	4	1
0244 TROY PCT 005	77	3	1
0245 TROY PCT 006	57	1	0
0246 TROY PCT 007	126	4	1
0247 TROY PCT 008	133	3	1
0248 TROY PCT 009	102	3	3
0249 TROY PCT 010	114	4	0
0250 TROY PCT 011	170	3	3
0251 TROY PCT 012	99	0	0
0252 TROY PCT 013	19	0	1
0253 TROY PCT 014	21	1	0
0254 TROY PCT 015	84	5	2
0255 TROY PCT 016	83	3	0
0256 TROY PCT 017	26	0	0
0257 TROY PCT 018	78	4	1
0258 TROY PCT 019	48	3	1
0269 WHEATLAND PCT 004	93	10	0
0270 WHEATLAND PCT 005	164	11	1
0284 WHEATLAND PCT 019	42	1	2
0287 WHEATLAND PCT 022	61	0	2
0291 WHEATLAND PCT 026	0	0	0
0292 WHEATLAND PCT 027	44	1	0

## ABSTRACT OF VOTES

WILL COUNTY, ILLINOIS  
GENERAL PRIMARY ELECTION  
MARCH 17, 2020  
REPUBLICAN

OFFICIAL RESULTS

REPORT-EL52

PAGE 0019

PRESIDENT OF THE UNITED STATES  
14TH CONGRESSIONAL DISTRICT

Vote for not more than 1

01 = Donald J Trump

02 = Roque "Rocky" De La Fuente

VOTES PERCENT

VOTES PERCENT

5,153 94.86

203 3.74

03 = WRITE-IN

76 1.40

	01	02	03
--	----	----	----

0202 PLAINFIELD PCT 001	110	3	1
0203 PLAINFIELD PCT 002	96	3	1
0204 PLAINFIELD PCT 003	127	2	1
0209 PLAINFIELD PCT 008	83	4	0
0210 PLAINFIELD PCT 009	129	6	0
0211 PLAINFIELD PCT 010	57	1	0
0214 PLAINFIELD PCT 013	30	0	1
0252 TROY PCT 013	176	3	0
0253 TROY PCT 014	85	2	0
0254 TROY PCT 015	42	1	0
0256 TROY PCT 017	136	2	1
0259 TROY PCT 020	168	2	0
0260 TROY PCT 021	123	9	0
0261 TROY PCT 022	84	0	1
0266 WHEATLAND PCT 001	125	8	2
0267 WHEATLAND PCT 002	231	6	4
0268 WHEATLAND PCT 003	128	3	1
0271 WHEATLAND PCT 006	133	9	4
0272 WHEATLAND PCT 007	133	4	2
0273 WHEATLAND PCT 008	117	11	7
0274 WHEATLAND PCT 009	157	13	4
0275 WHEATLAND PCT 010	110	4	2
0276 WHEATLAND PCT 011	135	3	1
0277 WHEATLAND PCT 012	119	1	1
0278 WHEATLAND PCT 013	108	7	2
0279 WHEATLAND PCT 014	162	5	1
0280 WHEATLAND PCT 015	81	2	2
0281 WHEATLAND PCT 016	118	6	5
0282 WHEATLAND PCT 017	114	6	5
0283 WHEATLAND PCT 018	131	3	3
0285 WHEATLAND PCT 020	151	3	1
0286 WHEATLAND PCT 021	102	7	2
0287 WHEATLAND PCT 022	0	0	0
0288 WHEATLAND PCT 023	87	5	0
0289 WHEATLAND PCT 024	107	2	2
0290 WHEATLAND PCT 025	102	3	3
0291 WHEATLAND PCT 026	178	7	2
0292 WHEATLAND PCT 027	34	3	0
0293 WHEATLAND PCT 028	151	3	3
0294 WHEATLAND PCT 029	142	9	1
0295 WHEATLAND PCT 030	141	5	2
0296 WHEATLAND PCT 031	65	2	2
0297 WHEATLAND PCT 032	118	4	3
0298 WHEATLAND PCT 033	73	6	0
0299 WHEATLAND PCT 034	154	15	3

## ABSTRACT OF VOTES

WILL COUNTY, ILLINOIS  
GENERAL PRIMARY ELECTION  
MARCH 17, 2020  
REPUBLICAN

OFFICIAL RESULTS

REPORT-EL52

PAGE 0020

PRESIDENT OF THE UNITED STATES  
16TH CONGRESSIONAL DISTRICT

VOTES PERCENT

VOTES PERCENT

Vote for not more than 1

01 = Donald J Trump

1,727 97.41

02 = Roque "Rocky" De La Fuente

37

2.09

03 = WRITE-IN

9

.51

	01	02	03
0001 CHANNAHON PCT 001	103	6	0
0002 CHANNAHON PCT 002	148	4	2
0003 CHANNAHON PCT 003	128	2	2
0004 CHANNAHON PCT 004	132	4	0
0005 CHANNAHON PCT 005	110	1	0
0018 CUSTER PCT 001	100	1	1
0056 FLORENCE PCT 001	65	0	0
0237 REED PCT 001	125	2	0
0238 REED PCT 002	147	2	0
0239 REED PCT 003	141	4	0
0265 WESLEY PCT 001	144	3	1
0301 WILMINGTON PCT 001	130	2	0
0302 WILMINGTON PCT 002	105	0	0
0303 WILMINGTON PCT 003	149	6	3

# REPUBLICAN PARTY



## UNITED STATES SENATOR SUMMARY

**LAUREN STALEY FERRY**

**WILL COUNTY CLERK**

[www.thewillcountyclerk.com](http://www.thewillcountyclerk.com)



## ABSTRACT OF VOTES

WILL COUNTY, ILLINOIS  
GENERAL PRIMARY ELECTION  
MARCH 17, 2020  
REPUBLICAN

OFFICIAL RESULTS

REPORT-EL52

PAGE 0001

VOTES PERCENT

VOTES PERCENT

## UNITED STATES SENATOR

Vote for not more than 1

01 = Mark C. Curran Jr.

02 = Tom Tarter

03 = Casey Chlebek

13,217 45.22

4,773 16.33

2,069 7.08

04 = Peggy Hubbard

05 = Robert Marshall

5,627 19.25

3,545 12.13

	01	02	03	04	05
--	----	----	----	----	----

0001 CHANNAHON PCT 001	39	22	4	22	16
0002 CHANNAHON PCT 002	67	27	11	27	17
0003 CHANNAHON PCT 003	42	29	12	25	13
0004 CHANNAHON PCT 004	48	26	5	31	20
0005 CHANNAHON PCT 005	42	25	3	16	19
0006 CRETE PCT 001	20	10	4	10	1
0007 CRETE PCT 002	17	8	2	12	9
0008 CRETE PCT 003	36	10	3	7	9
0009 CRETE PCT 004	32	4	1	6	3
0010 CRETE PCT 005	10	6	0	9	3
0011 CRETE PCT 006	40	12	3	13	13
0012 CRETE PCT 007	20	6	8	4	10
0013 CRETE PCT 008	32	14	7	14	9
0014 CRETE PCT 009	38	20	8	15	8
0015 CRETE PCT 010	32	10	2	15	10
0016 CRETE PCT 011	45	23	5	20	12
0017 CRETE PCT 012	35	20	11	6	4
0018 CUSTER PCT 001	38	20	5	16	15
0019 DU PAGE PCT 001	52	26	4	18	4
0020 DU PAGE PCT 002	69	15	3	33	14
0021 DU PAGE PCT 003	62	14	2	36	14
0022 DU PAGE PCT 004	35	12	4	9	6
0023 DU PAGE PCT 005	35	13	3	10	7
0024 DU PAGE PCT 006	40	6	3	10	4
0025 DU PAGE PCT 007	60	11	3	20	11
0026 DU PAGE PCT 008	29	9	5	10	3
0027 DU PAGE PCT 009	22	8	9	18	7
0028 DU PAGE PCT 010	19	10	4	17	3
0029 DU PAGE PCT 011	20	9	5	9	8
0030 DU PAGE PCT 012	34	11	1	11	7
0031 DU PAGE PCT 013	22	5	6	12	6
0032 DU PAGE PCT 014	36	10	9	12	3
0033 DU PAGE PCT 015	22	19	4	9	6
0034 DU PAGE PCT 016	29	9	1	11	5
0035 DU PAGE PCT 017	38	6	2	15	10
0036 DU PAGE PCT 018	35	13	8	13	8
0037 DU PAGE PCT 019	31	6	6	14	8
0038 DU PAGE PCT 020	22	9	4	8	5
0039 DU PAGE PCT 021	31	13	3	18	10
0040 DU PAGE PCT 022	44	19	6	20	12
0041 DU PAGE PCT 023	31	6	4	7	5
0042 DU PAGE PCT 024	24	9	2	14	6
0043 DU PAGE PCT 025	23	6	2	12	2
0044 DU PAGE PCT 026	35	8	1	17	7
0045 DU PAGE PCT 027	18	8	2	11	6
0046 DU PAGE PCT 028	13	11	3	15	7
0047 DU PAGE PCT 029	25	8	11	10	7
0048 DU PAGE PCT 030	13	5	2	14	7
0049 DU PAGE PCT 031	19	3	4	17	4
0050 DU PAGE PCT 032	41	15	9	20	17
0051 DU PAGE PCT 033	27	10	9	10	8
0052 DU PAGE PCT 034	40	23	7	24	10

## ABSTRACT OF VOTES

 WILL COUNTY, ILLINOIS  
 GENERAL PRIMARY ELECTION  
 MARCH 17, 2020  
 REPUBLICAN

## OFFICIAL RESULTS

REPORT-EL52

PAGE 0002

## UNITED STATES SENATOR

Vote for not more than 1

01 = Mark C. Curran Jr.

02 = Tom Tarter

03 = Casey Chlebek

VOTES PERCENT

13,217 45.22

4,773 16.33

2,069 7.08

04 = Peggy Hubbard

05 = Robert Marshall

VOTES PERCENT

5,627 19.25

3,545 12.13

(CONTINUED FROM PREVIOUS PAGE)

 -----  
 01 02 03 04 05  
 -----

0053 DU PAGE PCT 035	7	3	2	1	3
0054 DU PAGE PCT 036	44	13	10	11	13
0055 DU PAGE PCT 037	35	12	4	17	11
0056 FLORENCE PCT 001	26	8	5	13	6
0057 FRANKFORT PCT 001	76	24	17	30	22
0058 FRANKFORT PCT 002	61	22	2	30	14
0059 FRANKFORT PCT 003	38	17	6	14	16
0060 FRANKFORT PCT 004	42	10	5	15	4
0061 FRANKFORT PCT 005	61	23	12	37	31
0062 FRANKFORT PCT 006	43	8	3	20	17
0063 FRANKFORT PCT 007	47	20	8	25	4
0064 FRANKFORT PCT 008	28	9	5	26	4
0065 FRANKFORT PCT 009	26	9	0	12	13
0066 FRANKFORT PCT 010	43	5	3	13	8
0067 FRANKFORT PCT 011	56	18	4	14	11
0068 FRANKFORT PCT 012	53	17	11	13	11
0069 FRANKFORT PCT 013	41	17	9	22	10
0070 FRANKFORT PCT 014	40	19	8	21	14
0071 FRANKFORT PCT 015	43	4	8	10	17
0072 FRANKFORT PCT 016	43	15	5	20	10
0073 FRANKFORT PCT 017	80	33	11	26	13
0074 FRANKFORT PCT 018	52	18	1	27	7
0075 FRANKFORT PCT 019	39	18	2	18	16
0076 FRANKFORT PCT 020	41	11	9	15	11
0077 FRANKFORT PCT 021	41	14	10	12	8
0078 FRANKFORT PCT 022	56	15	3	20	7
0079 FRANKFORT PCT 023	37	10	2	20	7
0080 FRANKFORT PCT 024	42	12	1	15	17
0081 FRANKFORT PCT 025	37	12	12	16	4
0082 FRANKFORT PCT 026	50	8	9	13	7
0083 FRANKFORT PCT 027	38	12	8	15	10
0084 FRANKFORT PCT 028	47	17	7	16	15
0085 GREEN GARDEN PCT 001	84	55	16	45	24
0086 GREEN GARDEN PCT 002	89	45	15	53	43
0087 HOMER PCT 001	58	20	6	19	9
0088 HOMER PCT 002	80	20	21	15	17
0089 HOMER PCT 003	56	16	7	7	9
0090 HOMER PCT 004	93	25	7	14	15
0091 HOMER PCT 005	63	16	6	23	5
0092 HOMER PCT 006	54	28	12	15	8
0093 HOMER PCT 007	63	20	15	14	8
0094 HOMER PCT 008	86	17	7	9	11
0095 HOMER PCT 009	55	12	8	9	7
0096 HOMER PCT 010	53	12	16	17	14
0097 HOMER PCT 011	66	17	10	13	12
0098 HOMER PCT 012	54	16	13	17	9
0099 HOMER PCT 013	64	18	22	22	18
0100 HOMER PCT 014	83	21	8	37	14
0101 HOMER PCT 015	56	16	11	36	15
0102 HOMER PCT 016	58	19	11	16	8
0103 HOMER PCT 017	57	18	8	19	11
0104 HOMER PCT 018	66	15	13	24	23
0105 JACKSON PCT 001	47	22	5	33	18

## ABSTRACT OF VOTES

WILL COUNTY, ILLINOIS  
GENERAL PRIMARY ELECTION  
MARCH 17, 2020  
REPUBLICAN

## OFFICIAL RESULTS

REPORT-EL52

PAGE 0003

## UNITED STATES SENATOR

Vote for not more than 1

01 = Mark C. Curran Jr.

02 = Tom Tarter

03 = Casey Chlebek

VOTES PERCENT

13,217 45.22

4,773 16.33

2,069 7.08

04 = Peggy Hubbard

05 = Robert Marshall

VOTES PERCENT

5,627 19.25

3,545 12.13

(CONTINUED FROM PREVIOUS PAGE)

	01	02	03	04	05
0106 JACKSON PCT 002	53	27	12	24	14
0107 JOLIET PCT 001	28	6	2	9	10
0108 JOLIET PCT 002	30	7	4	8	9
0109 JOLIET PCT 003	25	5	4	7	6
0110 JOLIET PCT 004	26	13	8	23	9
0111 JOLIET PCT 005	7	2	1	1	2
0112 JOLIET PCT 006	2	2	1	3	1
0113 JOLIET PCT 007	10	9	1	4	2
0114 JOLIET PCT 008	26	14	6	17	9
0115 JOLIET PCT 009	17	7	2	5	8
0116 JOLIET PCT 010	27	16	7	14	6
0117 JOLIET PCT 011	22	13	3	12	11
0118 JOLIET PCT 012	14	9	2	6	5
0119 JOLIET PCT 013	3	1	1	1	2
0120 JOLIET PCT 014	1	1	2	2	1
0121 JOLIET PCT 015	21	7	4	5	8
0122 JOLIET PCT 016	20	8	1	4	6
0123 JOLIET PCT 017	37	9	5	16	16
0124 JOLIET PCT 018	55	17	8	28	14
0125 JOLIET PCT 019	27	11	6	12	7
0126 JOLIET PCT 020	30	9	4	9	13
0127 JOLIET PCT 021	47	10	3	10	9
0128 JOLIET PCT 022	29	10	4	11	9
0129 JOLIET PCT 023	10	9	2	5	6
0130 JOLIET PCT 024	21	8	4	4	12
0131 JOLIET PCT 025	29	9	6	20	7
0132 JOLIET PCT 026	26	9	5	14	4
0133 JOLIET PCT 027	9	2	0	6	2
0134 JOLIET PCT 028	3	2	0	1	3
0135 JOLIET PCT 029	8	5	4	4	4
0136 JOLIET PCT 030	39	10	5	13	8
0137 JOLIET PCT 031	19	6	2	15	11
0138 JOLIET PCT 032	2	0	0	1	0
0139 JOLIET PCT 033	34	17	3	9	20
0140 JOLIET PCT 034	8	4	0	5	1
0141 JOLIET PCT 035	26	8	3	17	9
0142 JOLIET PCT 036	13	3	1	4	1
0143 JOLIET PCT 037	23	9	1	6	9
0144 LOCKPORT PCT 001	92	35	28	31	25
0145 LOCKPORT PCT 002	30	12	12	13	12
0146 LOCKPORT PCT 003	32	9	3	16	11
0147 LOCKPORT PCT 004	32	9	4	18	3
0148 LOCKPORT PCT 005	65	21	21	33	19
0149 LOCKPORT PCT 006	30	5	1	16	6
0150 LOCKPORT PCT 007	29	4	2	8	12
0151 LOCKPORT PCT 008	12	5	4	5	2
0152 LOCKPORT PCT 009	61	19	12	26	18
0153 LOCKPORT PCT 010	59	18	15	17	16
0154 LOCKPORT PCT 011	56	15	15	23	23
0155 LOCKPORT PCT 012	58	16	17	17	7
0156 LOCKPORT PCT 013	101	37	17	53	30
0157 LOCKPORT PCT 014	58	23	12	20	12
0158 LOCKPORT PCT 015	28	7	5	10	5

## ABSTRACT OF VOTES

WILL COUNTY, ILLINOIS  
GENERAL PRIMARY ELECTION  
MARCH 17, 2020  
REPUBLICAN

## OFFICIAL RESULTS

REPORT-EL52

PAGE 0004

## UNITED STATES SENATOR

Vote for not more than 1

01 = Mark C. Curran Jr.

02 = Tom Tarter

03 = Casey Chlebek

VOTES PERCENT

13,217 45.22

4,773 16.33

2,069 7.08

04 = Peggy Hubbard

05 = Robert Marshall

VOTES PERCENT

5,627 19.25

3,545 12.13

(CONTINUED FROM PREVIOUS PAGE)

	01	02	03	04	05
0159 LOCKPORT PCT 016	61	20	5	27	16
0160 LOCKPORT PCT 017	75	17	18	26	26
0161 LOCKPORT PCT 018	41	22	11	25	12
0162 LOCKPORT PCT 019	54	14	19	29	14
0163 LOCKPORT PCT 020	43	20	9	21	10
0164 LOCKPORT PCT 021	22	13	3	19	8
0165 LOCKPORT PCT 022	31	20	2	13	10
0166 LOCKPORT PCT 023	27	13	4	19	17
0167 LOCKPORT PCT 024	2	3	0	5	1
0168 MANHATTAN PCT 001	40	12	5	19	14
0169 MANHATTAN PCT 002	45	13	10	24	18
0170 MANHATTAN PCT 003	74	39	13	25	22
0171 MANHATTAN PCT 004	41	15	1	18	14
0172 MONEE PCT 001	17	5	2	7	4
0173 MONEE PCT 002	4	1	0	3	1
0174 MONEE PCT 003	25	12	4	15	6
0175 MONEE PCT 004	47	23	7	19	9
0176 MONEE PCT 005	1	2	0	0	0
0177 MONEE PCT 006	2	0	0	2	2
0178 MONEE PCT 007	3	4	0	5	4
0179 MONEE PCT 008	31	16	6	15	9
0180 NEW LENOX PCT 001	30	8	6	11	8
0181 NEW LENOX PCT 002	58	23	10	29	10
0182 NEW LENOX PCT 003	41	10	4	30	6
0183 NEW LENOX PCT 004	51	17	7	33	17
0184 NEW LENOX PCT 005	60	25	11	29	19
0185 NEW LENOX PCT 006	75	13	10	22	9
0186 NEW LENOX PCT 007	66	36	8	27	19
0187 NEW LENOX PCT 008	72	13	5	37	21
0188 NEW LENOX PCT 009	85	19	11	36	7
0189 NEW LENOX PCT 010	55	25	12	31	21
0190 NEW LENOX PCT 011	80	28	13	24	21
0191 NEW LENOX PCT 012	55	33	3	25	12
0192 NEW LENOX PCT 013	53	23	8	17	14
0193 NEW LENOX PCT 014	78	21	13	21	26
0194 NEW LENOX PCT 015	70	13	8	29	16
0195 NEW LENOX PCT 016	92	21	13	27	15
0196 NEW LENOX PCT 017	64	24	17	25	19
0197 NEW LENOX PCT 018	50	13	5	15	6
0198 NEW LENOX PCT 019	56	15	6	26	10
0199 NEW LENOX PCT 020	100	32	14	42	23
0200 PEOTONE PCT 001	120	49	14	53	58
0201 PEOTONE PCT 002	130	31	15	59	40
0202 PLAINFIELD PCT 001	52	16	10	20	8
0203 PLAINFIELD PCT 002	38	12	6	19	20
0204 PLAINFIELD PCT 003	47	39	10	25	10
0205 PLAINFIELD PCT 004	6	1	7	3	4
0206 PLAINFIELD PCT 005	31	20	3	15	12
0207 PLAINFIELD PCT 006	25	5	8	14	4
0208 PLAINFIELD PCT 007	18	6	5	12	5
0209 PLAINFIELD PCT 008	41	13	9	9	10
0210 PLAINFIELD PCT 009	51	28	16	23	13
0211 PLAINFIELD PCT 010	46	18	6	23	11

## ABSTRACT OF VOTES

WILL COUNTY, ILLINOIS  
GENERAL PRIMARY ELECTION  
MARCH 17, 2020  
REPUBLICAN

OFFICIAL RESULTS

REPORT-EL52

PAGE 0005

VOTES PERCENT

VOTES PERCENT

## UNITED STATES SENATOR

Vote for not more than 1

01 = Mark C. Curran Jr.

02 = Tom Tarter

03 = Casey Chlebek

13,217 45.22

4,773 16.33

2,069 7.08

04 = Peggy Hubbard

05 = Robert Marshall

5,627 19.25

3,545 12.13

(CONTINUED FROM PREVIOUS PAGE)

	01	02	03	04	05
--	----	----	----	----	----

0212 PLAINFIELD PCT 011	3	0	0	4	1
0213 PLAINFIELD PCT 012	26	8	10	9	11
0214 PLAINFIELD PCT 013	69	22	17	34	19
0215 PLAINFIELD PCT 014	47	19	11	23	21
0216 PLAINFIELD PCT 015	65	17	8	28	12
0217 PLAINFIELD PCT 016	54	18	6	19	13
0218 PLAINFIELD PCT 017	30	9	6	17	7
0219 PLAINFIELD PCT 018	17	10	7	16	12
0220 PLAINFIELD PCT 019	29	13	8	16	6
0221 PLAINFIELD PCT 020	67	23	5	25	11
0222 PLAINFIELD PCT 021	48	12	7	14	12
0223 PLAINFIELD PCT 022	61	15	11	26	17
0224 PLAINFIELD PCT 023	36	14	5	15	11
0225 PLAINFIELD PCT 024	41	16	7	14	17
0226 PLAINFIELD PCT 025	29	17	9	10	3
0227 PLAINFIELD PCT 026	18	9	2	10	5
0228 PLAINFIELD PCT 027	34	8	4	14	4
0229 PLAINFIELD PCT 028	32	13	6	21	10
0230 PLAINFIELD PCT 029	33	20	7	21	6
0231 PLAINFIELD PCT 030	48	12	11	23	11
0232 PLAINFIELD PCT 031	32	10	2	15	6
0233 PLAINFIELD PCT 032	26	13	4	10	10
0234 PLAINFIELD PCT 033	50	28	11	21	13
0235 PLAINFIELD PCT 034	25	4	9	17	10
0236 PLAINFIELD PCT 035	35	4	8	8	13
0237 REED PCT 001	49	21	10	19	21
0238 REED PCT 002	65	25	5	24	23
0239 REED PCT 003	56	23	7	31	24
0240 TROY PCT 001	54	15	3	16	15
0241 TROY PCT 002	26	7	5	10	5
0242 TROY PCT 003	41	20	5	24	12
0243 TROY PCT 004	50	15	2	25	12
0244 TROY PCT 005	37	15	9	11	10
0245 TROY PCT 006	26	13	3	9	4
0246 TROY PCT 007	67	17	8	21	13
0247 TROY PCT 008	52	31	8	22	18
0248 TROY PCT 009	61	13	3	17	5
0249 TROY PCT 010	51	18	7	19	20
0250 TROY PCT 011	78	19	6	31	29
0251 TROY PCT 012	39	15	4	18	12
0252 TROY PCT 013	92	34	11	32	16
0253 TROY PCT 014	42	24	12	12	12
0254 TROY PCT 015	57	34	7	21	11
0255 TROY PCT 016	34	19	9	10	12
0256 TROY PCT 017	71	25	10	34	19
0257 TROY PCT 018	30	8	10	17	8
0258 TROY PCT 019	12	12	5	8	11
0259 TROY PCT 020	67	24	11	35	23
0260 TROY PCT 021	51	23	8	26	16
0261 TROY PCT 022	36	17	4	9	10
0262 WASHINGTON PCT 001	58	17	5	14	24
0263 WASHINGTON PCT 002	64	12	10	22	18
0264 WASHINGTON PCT 003	62	15	9	21	16

## ABSTRACT OF VOTES

WILL COUNTY, ILLINOIS  
GENERAL PRIMARY ELECTION  
MARCH 17, 2020  
REPUBLICAN

## OFFICIAL RESULTS

REPORT-EL52

PAGE 0006

	VOTES	PERCENT		VOTES	PERCENT
UNITED STATES SENATOR					
Vote for not more than 1					
01 = Mark C. Curran Jr.	13,217	45.22			
02 = Tom Tarter	4,773	16.33	04 = Peggy Hubbard	5,627	19.25
03 = Casey Chlebek	2,069	7.08	05 = Robert Marshall	3,545	12.13

(CONTINUED FROM PREVIOUS PAGE)

	01	02	03	04	05
0265 WESLEY PCT 001	43	25	3	42	25
0266 WHEATLAND PCT 001	66	17	7	21	18
0267 WHEATLAND PCT 002	123	35	8	46	19
0268 WHEATLAND PCT 003	54	31	8	18	16
0269 WHEATLAND PCT 004	30	15	7	28	13
0270 WHEATLAND PCT 005	76	20	11	38	10
0271 WHEATLAND PCT 006	58	44	4	28	6
0272 WHEATLAND PCT 007	47	17	10	33	12
0273 WHEATLAND PCT 008	48	21	12	30	13
0274 WHEATLAND PCT 009	49	53	7	30	27
0275 WHEATLAND PCT 010	35	21	8	30	13
0276 WHEATLAND PCT 011	62	22	6	36	10
0277 WHEATLAND PCT 012	54	10	11	25	17
0278 WHEATLAND PCT 013	46	30	1	20	11
0279 WHEATLAND PCT 014	72	14	10	34	22
0280 WHEATLAND PCT 015	45	14	4	18	3
0281 WHEATLAND PCT 016	54	27	7	32	10
0282 WHEATLAND PCT 017	50	27	9	16	10
0283 WHEATLAND PCT 018	55	19	3	17	25
0284 WHEATLAND PCT 019	24	8	1	4	7
0285 WHEATLAND PCT 020	54	42	10	26	9
0286 WHEATLAND PCT 021	37	27	9	16	8
0287 WHEATLAND PCT 022	24	8	8	9	7
0288 WHEATLAND PCT 023	41	9	9	18	11
0289 WHEATLAND PCT 024	48	16	4	19	10
0290 WHEATLAND PCT 025	58	10	7	26	6
0291 WHEATLAND PCT 026	87	32	9	40	16
0292 WHEATLAND PCT 027	36	12	8	12	8
0293 WHEATLAND PCT 028	71	22	15	24	20
0294 WHEATLAND PCT 029	68	23	9	33	15
0295 WHEATLAND PCT 030	49	30	12	28	21
0296 WHEATLAND PCT 031	26	10	4	12	9
0297 WHEATLAND PCT 032	56	11	5	22	16
0298 WHEATLAND PCT 033	34	4	5	16	10
0299 WHEATLAND PCT 034	65	24	15	34	21
0300 WILL PCT 001	93	35	11	38	26
0301 WILMINGTON PCT 001	56	13	7	29	15
0302 WILMINGTON PCT 002	47	16	3	19	14
0303 WILMINGTON PCT 003	55	21	8	33	27
0304 WILTON PCT 001	59	32	6	25	26

# REPUBLICAN PARTY



## CONGRESSIONAL SUMMARY

(District 1, 2, 3, 11, 14 & 16)  
(DELEGATES/ALTERNATE DELEGATES)

**LAUREN STALEY FERRY**

**WILL COUNTY CLERK**

[www.thewillcountyclerk.com](http://www.thewillcountyclerk.com)

REPRESENTATIVE IN CONGRESS 1ST CONGRESSIONAL DISTRICT  
VOTES PERCENT  
Vote for not more than 1  
01 = Philanise White 5,044 100.00

	VOTES	PERCENT
0057 FRANKFORT PCT 001	157	
0058 FRANKFORT PCT 002	118	
0059 FRANKFORT PCT 003	88	
0060 FRANKFORT PCT 004	72	
0061 FRANKFORT PCT 005	156	
0062 FRANKFORT PCT 006	83	
0063 FRANKFORT PCT 007	94	
0064 FRANKFORT PCT 008	62	
0065 FRANKFORT PCT 009	55	
0066 FRANKFORT PCT 010	67	
0067 FRANKFORT PCT 011	98	
0068 FRANKFORT PCT 012	92	
0069 FRANKFORT PCT 013	94	
0070 FRANKFORT PCT 014	98	
0071 FRANKFORT PCT 015	79	
0072 FRANKFORT PCT 016	81	
0073 FRANKFORT PCT 017	154	
0074 FRANKFORT PCT 018	99	
0075 FRANKFORT PCT 019	88	
0076 FRANKFORT PCT 020	81	
0077 FRANKFORT PCT 021	74	
0078 FRANKFORT PCT 022	95	
0079 FRANKFORT PCT 023	76	
0080 FRANKFORT PCT 024	80	
0081 FRANKFORT PCT 025	77	
0082 FRANKFORT PCT 026	81	
0083 FRANKFORT PCT 027	80	
0084 FRANKFORT PCT 028	103	
0085 GREEN GARDEN PCT 001	215	
0086 GREEN GARDEN PCT 002	235	
0105 JACKSON PCT 001	80	
0106 JACKSON PCT 002	126	
0168 MANHATTAN PCT 001	85	
0169 MANHATTAN PCT 002	109	
0170 MANHATTAN PCT 003	166	
0171 MANHATTAN PCT 004	83	
0181 NEW LENOX PCT 002	51	
0186 NEW LENOX PCT 007	147	
0187 NEW LENOX PCT 008	135	
0191 NEW LENOX PCT 012	120	
0192 NEW LENOX PCT 013	109	
0193 NEW LENOX PCT 014	153	
0194 NEW LENOX PCT 015	136	
0196 NEW LENOX PCT 017	144	
0197 NEW LENOX PCT 018	74	
0198 NEW LENOX PCT 019	106	
0199 NEW LENOX PCT 020	188	

Total Republican Ballots Cast for  
1<sup>st</sup> Congressional District

5,840



REPRESENTATIVE IN CONGRESS 2ND CONGRESSIONAL DISTRICT  
Vote for not more than 1  
01 = Theresa J. Raborn

VOTES PERCENT  
2,283 100.00

-----  
01  
-----

0006 CRETE PCT 001	44
0007 CRETE PCT 002	43
0008 CRETE PCT 003	62
0009 CRETE PCT 004	48
0010 CRETE PCT 005	28
0011 CRETE PCT 006	76
0012 CRETE PCT 007	46
0013 CRETE PCT 008	75
0014 CRETE PCT 009	85
0015 CRETE PCT 010	62
0016 CRETE PCT 011	98
0017 CRETE PCT 012	72
0172 MONEE PCT 001	35
0173 MONEE PCT 002	10
0174 MONEE PCT 003	58
0175 MONEE PCT 004	102
0176 MONEE PCT 005	2
0177 MONEE PCT 006	6
0178 MONEE PCT 007	16
0179 MONEE PCT 008	69
0200 PEOTONE PCT 001	279
0201 PEOTONE PCT 002	276
0262 WASHINGTON PCT 001	119
0263 WASHINGTON PCT 002	124
0264 WASHINGTON PCT 003	114
0300 WILL PCT 001	198
0304 WILTON PCT 001	136

=====

Total Republican Ballots Cast for  
2<sup>nd</sup> Congressional District

2,651

## REPRESENTATIVE IN CONGRESS 3RD CONGRESSIONAL DISTRICT

VOTES PERCENT

Vote for not more than 1

01 = Mike Fricilone

02 = Arthur J. Jones

3,217 73.70

325 7.45

03 = Catherine A. O'Shea

823 18.85

	01	02	03
0050 DU PAGE PCT 032	21	7	14
0051 DU PAGE PCT 033	12	2	5
0053 DU PAGE PCT 035	7	4	5
0054 DU PAGE PCT 036	42	14	31
0055 DU PAGE PCT 037	34	15	33
0087 HOMER PCT 001	87	7	17
0088 HOMER PCT 002	130	6	22
0089 HOMER PCT 003	96	2	6
0090 HOMER PCT 004	148	2	8
0091 HOMER PCT 005	105	4	11
0092 HOMER PCT 006	105	5	12
0093 HOMER PCT 007	100	5	22
0094 HOMER PCT 008	121	2	11
0095 HOMER PCT 009	85	3	9
0096 HOMER PCT 010	91	8	19
0097 HOMER PCT 011	109	2	12
0098 HOMER PCT 012	102	6	6
0099 HOMER PCT 013	124	7	19
0100 HOMER PCT 014	145	6	27
0101 HOMER PCT 015	110	5	27
0102 HOMER PCT 016	99	4	14
0103 HOMER PCT 017	100	7	16
0104 HOMER PCT 018	96	15	36
0107 JOLIET PCT 001	32	6	17
0108 JOLIET PCT 002	27	11	18
0109 JOLIET PCT 003	29	3	15
0145 LOCKPORT PCT 002	35	19	27
0146 LOCKPORT PCT 003	35	17	19
0147 LOCKPORT PCT 004	42	8	16
0148 LOCKPORT PCT 005	118	9	41
0153 LOCKPORT PCT 010	94	7	30
0154 LOCKPORT PCT 011	98	13	24
0155 LOCKPORT PCT 012	80	9	29
0158 LOCKPORT PCT 015	25	10	22
0159 LOCKPORT PCT 016	97	13	24
0160 LOCKPORT PCT 017	137	11	21
0161 LOCKPORT PCT 018	78	5	28
0162 LOCKPORT PCT 019	92	8	37
0163 LOCKPORT PCT 020	0	1	0
0164 LOCKPORT PCT 021	29	11	28
0165 LOCKPORT PCT 022	50	10	18
0166 LOCKPORT PCT 023	45	12	25
0167 LOCKPORT PCT 024	5	4	2

Total Republican Ballots Cast for  
3<sup>rd</sup> Congressional District

4,551

REPRESENTATIVE IN CONGRESS 11TH CONGRESSIONAL DISTRICT

	VOTES	PERCENT
Vote for not more than 1		
01 = Rick Laib	6,439	59.78
02 = Krishna K. Bansal	4,333	40.22

	01	02
0019 DU PAGE PCT 001	57	51
0020 DU PAGE PCT 002	60	72
0021 DU PAGE PCT 003	53	77
0022 DU PAGE PCT 004	31	36
0023 DU PAGE PCT 005	24	46
0024 DU PAGE PCT 006	32	32
0025 DU PAGE PCT 007	48	60
0026 DU PAGE PCT 008	22	35
0027 DU PAGE PCT 009	32	32
0028 DU PAGE PCT 010	29	24
0029 DU PAGE PCT 011	21	29
0030 DU PAGE PCT 012	26	41
0031 DU PAGE PCT 013	27	28
0032 DU PAGE PCT 014	32	39
0033 DU PAGE PCT 015	27	33
0034 DU PAGE PCT 016	19	36
0035 DU PAGE PCT 017	29	41
0036 DU PAGE PCT 018	32	47
0037 DU PAGE PCT 019	19	45
0038 DU PAGE PCT 020	31	19
0039 DU PAGE PCT 021	38	37
0040 DU PAGE PCT 022	52	48
0041 DU PAGE PCT 023	27	26
0042 DU PAGE PCT 024	27	32
0043 DU PAGE PCT 025	27	19
0044 DU PAGE PCT 026	27	43
0045 DU PAGE PCT 027	22	29
0046 DU PAGE PCT 028	27	22
0047 DU PAGE PCT 029	21	40
0048 DU PAGE PCT 030	18	23
0049 DU PAGE PCT 031	17	31
0050 DU PAGE PCT 032	35	26
0051 DU PAGE PCT 033	26	20
0052 DU PAGE PCT 034	80	28
0054 DU PAGE PCT 036	1	0
0105 JACKSON PCT 001	30	11
0107 JOLIET PCT 001	0	2
0108 JOLIET PCT 002	2	2
0110 JOLIET PCT 004	58	25
0111 JOLIET PCT 005	8	4
0112 JOLIET PCT 006	5	4
0113 JOLIET PCT 007	23	5
0114 JOLIET PCT 008	51	21
0115 JOLIET PCT 009	24	15
0116 JOLIET PCT 010	52	18
0117 JOLIET PCT 011	42	20
0118 JOLIET PCT 012	22	14
0119 JOLIET PCT 013	5	3
0120 JOLIET PCT 014	4	4
0121 JOLIET PCT 015	32	13
0122 JOLIET PCT 016	28	11
0123 JOLIET PCT 017	61	22
0124 JOLIET PCT 018	86	42
0125 JOLIET PCT 019	37	32

Total Republican Ballots Cast for  
11<sup>th</sup> Congressional District

**11,357**

## ABSTRACT OF VOTES

WILL COUNTY, ILLINOIS  
GENERAL PRIMARY ELECTION  
MARCH 17, 2020  
REPUBLICAN

OFFICIAL RESULTS

REPORT-EL52

PAGE 0005

REPRESENTATIVE IN CONGRESS 11TH CONGRESSIONAL DISTRICT

	VOTES	PERCENT
Vote for not more than 1		
01 = Rick Laib	6,439	59.78
02 = Krishna K. Bansal	4,333	40.22

(CONTINUED FROM PREVIOUS PAGE)

	01	02
0126 JOLIET PCT 020	47	20
0127 JOLIET PCT 021	44	36
0128 JOLIET PCT 022	47	19
0129 JOLIET PCT 023	27	7
0130 JOLIET PCT 024	37	15
0131 JOLIET PCT 025	54	17
0132 JOLIET PCT 026	40	18
0133 JOLIET PCT 027	13	7
0134 JOLIET PCT 028	3	6
0135 JOLIET PCT 029	19	9
0136 JOLIET PCT 030	53	25
0137 JOLIET PCT 031	39	15
0138 JOLIET PCT 032	2	1
0139 JOLIET PCT 033	63	20
0140 JOLIET PCT 034	15	5
0141 JOLIET PCT 035	43	22
0142 JOLIET PCT 036	13	8
0143 JOLIET PCT 037	35	14
0144 LOCKPORT PCT 001	127	88
0149 LOCKPORT PCT 006	31	25
0150 LOCKPORT PCT 007	21	31
0151 LOCKPORT PCT 008	16	12
0152 LOCKPORT PCT 009	78	58
0156 LOCKPORT PCT 013	138	100
0157 LOCKPORT PCT 014	79	49
0163 LOCKPORT PCT 020	58	44
0180 NEW LENOX PCT 001	47	18
0181 NEW LENOX PCT 002	54	27
0182 NEW LENOX PCT 003	68	24
0183 NEW LENOX PCT 004	87	48
0184 NEW LENOX PCT 005	75	79
0185 NEW LENOX PCT 006	88	41
0188 NEW LENOX PCT 009	89	78
0189 NEW LENOX PCT 010	95	53
0190 NEW LENOX PCT 011	112	60
0195 NEW LENOX PCT 016	105	61
0197 NEW LENOX PCT 018	4	2
0205 PLAINFIELD PCT 004	12	10
0206 PLAINFIELD PCT 005	49	32
0207 PLAINFIELD PCT 006	39	17
0208 PLAINFIELD PCT 007	32	14
0211 PLAINFIELD PCT 010	33	16
0212 PLAINFIELD PCT 011	5	4
0213 PLAINFIELD PCT 012	34	29
0214 PLAINFIELD PCT 013	86	45
0215 PLAINFIELD PCT 014	69	48
0216 PLAINFIELD PCT 015	83	51
0217 PLAINFIELD PCT 016	64	52
0218 PLAINFIELD PCT 017	40	32
0219 PLAINFIELD PCT 018	43	19
0220 PLAINFIELD PCT 019	30	46
0221 PLAINFIELD PCT 020	83	51
0222 PLAINFIELD PCT 021	64	31
0223 PLAINFIELD PCT 022	83	52

REPRESENTATIVE IN CONGRESS 11TH CONGRESSIONAL DISTRICT

	VOTES	PERCENT
Vote for not more than 1		
01 = Rick Laib	6,439	59.78
02 = Krishna K. Bansal	4,333	40.22

(CONTINUED FROM PREVIOUS PAGE)	01	02
0224 PLAINFIELD PCT 023	52	31
0225 PLAINFIELD PCT 024	70	26
0226 PLAINFIELD PCT 025	42	26
0227 PLAINFIELD PCT 026	31	14
0228 PLAINFIELD PCT 027	38	27
0229 PLAINFIELD PCT 028	48	37
0230 PLAINFIELD PCT 029	53	34
0231 PLAINFIELD PCT 030	74	34
0232 PLAINFIELD PCT 031	43	20
0233 PLAINFIELD PCT 032	39	24
0234 PLAINFIELD PCT 033	89	40
0235 PLAINFIELD PCT 034	49	18
0236 PLAINFIELD PCT 035	37	34
0240 TROY PCT 001	60	45
0241 TROY PCT 002	35	19
0242 TROY PCT 003	79	28
0243 TROY PCT 004	70	30
0244 TROY PCT 005	54	27
0245 TROY PCT 006	35	22
0246 TROY PCT 007	87	43
0247 TROY PCT 008	82	48
0248 TROY PCT 009	71	31
0249 TROY PCT 010	73	45
0250 TROY PCT 011	127	43
0251 TROY PCT 012	63	33
0252 TROY PCT 013	15	5
0253 TROY PCT 014	17	6
0254 TROY PCT 015	56	33
0255 TROY PCT 016	62	23
0256 TROY PCT 017	20	4
0257 TROY PCT 018	60	17
0258 TROY PCT 019	36	12
0269 WHEATLAND PCT 004	43	54
0270 WHEATLAND PCT 005	81	91
0284 WHEATLAND PCT 019	20	24
0287 WHEATLAND PCT 022	20	43
0291 WHEATLAND PCT 026	0	0
0292 WHEATLAND PCT 027	27	16

=====

## REPRESENTATIVE IN CONGRESS 14TH CONGRESSIONAL DISTRICT

VOTES PERCENT

Vote for not more than 1

01 = Sue Rezin	1,244	23.14		
02 = Catalina Lauf	892	16.59	05 = James T. "Jim" Maxter	523 9.73
03 = Jerry Evans	282	5.24	06 = Ted Gradel	1,174 21.83
04 = Jim Oberweis	1,152	21.42	07 = Anthony Catella	110 2.05

	01	02	03	04	05	06	07
0202 PLAINFIELD PCT 001	24	21	5	17	16	23	6
0203 PLAINFIELD PCT 002	18	17	9	26	9	16	3
0204 PLAINFIELD PCT 003	31	13	8	24	29	26	2
0209 PLAINFIELD PCT 008	15	13	8	18	4	25	2
0210 PLAINFIELD PCT 009	37	17	6	27	11	34	3
0211 PLAINFIELD PCT 010	14	3	3	12	9	20	1
0214 PLAINFIELD PCT 013	9	2	1	8	8	1	2
0252 TROY PCT 013	49	19	5	52	11	38	2
0253 TROY PCT 014	37	7	5	21	4	14	1
0254 TROY PCT 015	14	3	0	10	6	8	2
0256 TROY PCT 017	45	15	8	41	13	13	2
0259 TROY PCT 020	50	11	13	32	24	30	6
0260 TROY PCT 021	40	15	8	30	10	24	3
0261 TROY PCT 022	27	3	4	24	6	18	1
0266 WHEATLAND PCT 001	33	23	10	28	18	18	2
0267 WHEATLAND PCT 002	81	18	6	44	54	37	2
0268 WHEATLAND PCT 003	49	25	6	17	2	34	0
0271 WHEATLAND PCT 006	30	32	2	23	8	46	5
0272 WHEATLAND PCT 007	14	26	1	19	15	61	3
0273 WHEATLAND PCT 008	34	27	8	16	11	36	3
0274 WHEATLAND PCT 009	25	60	5	15	14	50	4
0275 WHEATLAND PCT 010	27	23	6	18	3	44	0
0276 WHEATLAND PCT 011	38	18	8	34	15	24	3
0277 WHEATLAND PCT 012	25	12	6	32	12	34	0
0278 WHEATLAND PCT 013	20	27	16	16	12	23	1
0279 WHEATLAND PCT 014	33	30	6	32	9	46	6
0280 WHEATLAND PCT 015	13	29	7	16	6	17	0
0281 WHEATLAND PCT 016	30	28	1	25	14	30	1
0282 WHEATLAND PCT 017	20	20	5	23	13	36	2
0283 WHEATLAND PCT 018	24	24	2	34	16	30	4
0285 WHEATLAND PCT 020	29	76	3	12	9	25	1
0286 WHEATLAND PCT 021	26	21	5	24	8	17	4
0287 WHEATLAND PCT 022	0	0	0	0	0	0	0
0288 WHEATLAND PCT 023	21	9	8	20	8	18	7
0289 WHEATLAND PCT 024	19	12	2	32	5	38	0
0290 WHEATLAND PCT 025	26	15	4	25	11	22	3
0291 WHEATLAND PCT 026	48	38	9	50	17	30	3
0292 WHEATLAND PCT 027	6	5	4	9	4	11	0
0293 WHEATLAND PCT 028	23	18	9	55	26	24	2
0294 WHEATLAND PCT 029	28	31	9	44	13	19	5
0295 WHEATLAND PCT 030	27	29	11	36	8	29	6
0296 WHEATLAND PCT 031	15	2	11	18	1	18	1
0297 WHEATLAND PCT 032	28	12	11	27	9	24	4
0298 WHEATLAND PCT 033	13	12	5	19	8	13	2
0299 WHEATLAND PCT 034	29	31	13	47	14	30	0

Total Republican Ballots Cast for  
14<sup>th</sup> Congressional District

5,589

REPRESENTATIVE IN CONGRESS 16TH CONGRESSIONAL DISTRICT

	VOTES	PERCENT
Vote for not more than 1		
01 = Adam Kinzinger	1,665	100.00

	-----
	01
	-----
0001 CHANNAHON PCT 001	102
0002 CHANNAHON PCT 002	148
0003 CHANNAHON PCT 003	123
0004 CHANNAHON PCT 004	129
0005 CHANNAHON PCT 005	109
0018 CUSTER PCT 001	94
0056 FLORENCE PCT 001	56
0237 REED PCT 001	119
0238 REED PCT 002	138
0239 REED PCT 003	140
0265 WESLEY PCT 001	135
0301 WILMINGTON PCT 001	121
0302 WILMINGTON PCT 002	96
0303 WILMINGTON PCT 003	155

=====

Total Republican Ballots Cast for  
16<sup>th</sup> Congressional District

1,784

## ABSTRACT OF VOTES

WILL COUNTY, ILLINOIS  
GENERAL PRIMARY ELECTION  
MARCH 17, 2020  
REPUBLICAN

OFFICIAL RESULTS

REPORT-EL52

PAGE 0009

DELEGATE - NATIONAL NOMINATING CONV  
1ST CONGRESSIONAL DISTRICT

Vote for not more than 3

01 = Lori Yokoyama

02 = Audrey Tancos

VOTES PERCENT

VOTES PERCENT

4,045 32.59

3,993 32.17

03 = Kevin Suggs

4,374 35.24

01	02	03	
0057 FRANKFORT PCT 001	135	130	133
0058 FRANKFORT PCT 002	97	102	113
0059 FRANKFORT PCT 003	71	72	72
0060 FRANKFORT PCT 004	63	63	67
0061 FRANKFORT PCT 005	125	120	128
0062 FRANKFORT PCT 006	74	68	70
0063 FRANKFORT PCT 007	79	77	83
0064 FRANKFORT PCT 008	45	38	47
0065 FRANKFORT PCT 009	51	45	49
0066 FRANKFORT PCT 010	62	56	61
0067 FRANKFORT PCT 011	86	85	85
0068 FRANKFORT PCT 012	75	81	82
0069 FRANKFORT PCT 013	74	78	87
0070 FRANKFORT PCT 014	74	78	83
0071 FRANKFORT PCT 015	61	59	66
0072 FRANKFORT PCT 016	68	64	75
0073 FRANKFORT PCT 017	145	148	145
0074 FRANKFORT PCT 018	83	76	83
0075 FRANKFORT PCT 019	74	65	73
0076 FRANKFORT PCT 020	61	54	70
0077 FRANKFORT PCT 021	58	58	70
0078 FRANKFORT PCT 022	79	80	86
0079 FRANKFORT PCT 023	63	64	67
0080 FRANKFORT PCT 024	63	65	70
0081 FRANKFORT PCT 025	73	68	72
0082 FRANKFORT PCT 026	57	64	65
0083 FRANKFORT PCT 027	68	69	71
0084 FRANKFORT PCT 028	80	84	91
0085 GREEN GARDEN PCT 001	165	174	182
0086 GREEN GARDEN PCT 002	164	168	202
0105 JACKSON PCT 001	54	53	62
0106 JACKSON PCT 002	95	101	104
0168 MANHATTAN PCT 001	59	54	71
0169 MANHATTAN PCT 002	83	74	89
0170 MANHATTAN PCT 003	124	123	132
0171 MANHATTAN PCT 004	60	58	70
0181 NEW LENOX PCT 002	47	45	44
0186 NEW LENOX PCT 007	117	117	131
0187 NEW LENOX PCT 008	124	121	130
0191 NEW LENOX PCT 012	96	94	103
0192 NEW LENOX PCT 013	94	88	99
0193 NEW LENOX PCT 014	118	123	131
0194 NEW LENOX PCT 015	104	103	111
0196 NEW LENOX PCT 017	106	116	120
0197 NEW LENOX PCT 018	57	53	69
0198 NEW LENOX PCT 019	81	76	94
0199 NEW LENOX PCT 020	153	141	166

0057 FRANKFORT PCT 001	135	130	133
0058 FRANKFORT PCT 002	97	102	113
0059 FRANKFORT PCT 003	71	72	72
0060 FRANKFORT PCT 004	63	63	67
0061 FRANKFORT PCT 005	125	120	128
0062 FRANKFORT PCT 006	74	68	70
0063 FRANKFORT PCT 007	79	77	83
0064 FRANKFORT PCT 008	45	38	47
0065 FRANKFORT PCT 009	51	45	49
0066 FRANKFORT PCT 010	62	56	61
0067 FRANKFORT PCT 011	86	85	85
0068 FRANKFORT PCT 012	75	81	82
0069 FRANKFORT PCT 013	74	78	87
0070 FRANKFORT PCT 014	74	78	83
0071 FRANKFORT PCT 015	61	59	66
0072 FRANKFORT PCT 016	68	64	75
0073 FRANKFORT PCT 017	145	148	145
0074 FRANKFORT PCT 018	83	76	83
0075 FRANKFORT PCT 019	74	65	73
0076 FRANKFORT PCT 020	61	54	70
0077 FRANKFORT PCT 021	58	58	70
0078 FRANKFORT PCT 022	79	80	86
0079 FRANKFORT PCT 023	63	64	67
0080 FRANKFORT PCT 024	63	65	70
0081 FRANKFORT PCT 025	73	68	72
0082 FRANKFORT PCT 026	57	64	65
0083 FRANKFORT PCT 027	68	69	71
0084 FRANKFORT PCT 028	80	84	91
0085 GREEN GARDEN PCT 001	165	174	182
0086 GREEN GARDEN PCT 002	164	168	202
0105 JACKSON PCT 001	54	53	62
0106 JACKSON PCT 002	95	101	104
0168 MANHATTAN PCT 001	59	54	71
0169 MANHATTAN PCT 002	83	74	89
0170 MANHATTAN PCT 003	124	123	132
0171 MANHATTAN PCT 004	60	58	70
0181 NEW LENOX PCT 002	47	45	44
0186 NEW LENOX PCT 007	117	117	131
0187 NEW LENOX PCT 008	124	121	130
0191 NEW LENOX PCT 012	96	94	103
0192 NEW LENOX PCT 013	94	88	99
0193 NEW LENOX PCT 014	118	123	131
0194 NEW LENOX PCT 015	104	103	111
0196 NEW LENOX PCT 017	106	116	120
0197 NEW LENOX PCT 018	57	53	69
0198 NEW LENOX PCT 019	81	76	94
0199 NEW LENOX PCT 020	153	141	166



## ABSTRACT OF VOTES

WILL COUNTY, ILLINOIS  
GENERAL PRIMARY ELECTION  
MARCH 17, 2020  
REPUBLICAN

## OFFICIAL RESULTS

REPORT-EL52 PAGE 0010

DELEGATE - NATIONAL NOMINATING CONV  
2ND CONGRESSIONAL DISTRICT

Vote for not more than 3

01 = Judy Diekelman

02 = Jayne Raef

VOTES PERCENT

VOTES PERCENT

2,077 38.94  
1,638 30.71

03 = Nicholas Africano

1,619 30.35

	01	02	03
0006 CRETE PCT 001	42	36	38
0007 CRETE PCT 002	45	35	35
0008 CRETE PCT 003	56	42	42
0009 CRETE PCT 004	43	38	38
0010 CRETE PCT 005	25	20	20
0011 CRETE PCT 006	74	56	59
0012 CRETE PCT 007	42	34	37
0013 CRETE PCT 008	69	57	52
0014 CRETE PCT 009	81	64	58
0015 CRETE PCT 010	60	41	32
0016 CRETE PCT 011	97	75	70
0017 CRETE PCT 012	70	59	56
0172 MONEE PCT 001	31	24	25
0173 MONEE PCT 002	9	8	7
0174 MONEE PCT 003	54	48	45
0175 MONEE PCT 004	90	74	76
0176 MONEE PCT 005	2	0	0
0177 MONEE PCT 006	5	4	4
0178 MONEE PCT 007	8	8	9
0179 MONEE PCT 008	69	51	49
0200 PEOTONE PCT 001	249	200	187
0201 PEOTONE PCT 002	238	169	172
0262 WASHINGTON PCT 001	109	92	87
0263 WASHINGTON PCT 002	114	90	88
0264 WASHINGTON PCT 003	105	78	77
0300 WILL PCT 001	173	142	147
0304 WILTON PCT 001	117	93	109

## ABSTRACT OF VOTES

WILL COUNTY, ILLINOIS  
GENERAL PRIMARY ELECTION  
MARCH 17, 2020  
REPUBLICAN

## OFFICIAL RESULTS

REPORT-EL52 PAGE 0011

## DELEGATE - NATIONAL NOMINATING CONV

## 3RD CONGRESSIONAL DISTRICT

Vote for not more than 3

01 = Keith Pekau

02 = Jesus Solorio

VOTES PERCENT

VOTES PERCENT

3,394 37.86  
2,566 28.63

03 = Cynthia Nelson Katsenes  
04 = WRITE-IN

2,977 33.21  
27 .30

	01	02	03	04
0050 DU PAGE PCT 032	31	22	28	0
0051 DU PAGE PCT 033	18	13	12	1
0053 DU PAGE PCT 035	12	10	12	0
0054 DU PAGE PCT 036	71	52	63	1
0055 DU PAGE PCT 037	66	41	48	1
0087 HOMER PCT 001	91	72	77	0
0088 HOMER PCT 002	132	104	109	0
0089 HOMER PCT 003	82	65	68	0
0090 HOMER PCT 004	130	106	124	2
0091 HOMER PCT 005	99	75	84	2
0092 HOMER PCT 006	91	75	84	0
0093 HOMER PCT 007	102	80	95	1
0094 HOMER PCT 008	119	94	101	2
0095 HOMER PCT 009	71	47	59	0
0096 HOMER PCT 010	91	73	82	0
0097 HOMER PCT 011	104	78	87	1
0098 HOMER PCT 012	94	79	84	0
0099 HOMER PCT 013	116	79	105	1
0100 HOMER PCT 014	139	102	118	1
0101 HOMER PCT 015	101	82	99	0
0102 HOMER PCT 016	89	74	82	0
0103 HOMER PCT 017	92	78	90	1
0104 HOMER PCT 018	100	64	89	1
0107 JOLIET PCT 001	38	32	32	0
0108 JOLIET PCT 002	44	29	37	0
0109 JOLIET PCT 003	36	21	30	0
0145 LOCKPORT PCT 002	60	40	48	0
0146 LOCKPORT PCT 003	57	42	47	0
0147 LOCKPORT PCT 004	47	44	51	0
0148 LOCKPORT PCT 005	114	95	114	2
0153 LOCKPORT PCT 010	98	75	90	1
0154 LOCKPORT PCT 011	114	77	87	1
0155 LOCKPORT PCT 012	89	63	80	2
0158 LOCKPORT PCT 015	46	35	43	0
0159 LOCKPORT PCT 016	100	75	77	4
0160 LOCKPORT PCT 017	134	91	109	0
0161 LOCKPORT PCT 018	88	66	68	0
0162 LOCKPORT PCT 019	109	88	100	1
0163 LOCKPORT PCT 020	1	1	0	0
0164 LOCKPORT PCT 021	54	41	52	0
0165 LOCKPORT PCT 022	59	38	47	0
0166 LOCKPORT PCT 023	60	44	61	1
0167 LOCKPORT PCT 024	5	4	4	0

## ABSTRACT OF VOTES

WILL COUNTY, ILLINOIS  
GENERAL PRIMARY ELECTION  
MARCH 17, 2020  
REPUBLICAN

## OFFICIAL RESULTS

REPORT-EL52 PAGE 0012

## DELEGATE - NATIONAL NOMINATING CONV

## 11TH CONGRESSIONAL DISTRICT

Vote for not more than 3

01 = Roger Claar

02 = Michelle Smith

VOTES PERCENT

VOTES PERCENT

8,508 37.34  
7,653 33.59

03 = Raquel Mitchell

6,622 29.07

	01	02	03
0019 DU PAGE PCT 001	83	78	66
0020 DU PAGE PCT 002	106	106	87
0021 DU PAGE PCT 003	104	103	96
0022 DU PAGE PCT 004	62	43	44
0023 DU PAGE PCT 005	65	49	47
0024 DU PAGE PCT 006	60	45	46
0025 DU PAGE PCT 007	82	80	69
0026 DU PAGE PCT 008	58	37	41
0027 DU PAGE PCT 009	48	39	35
0028 DU PAGE PCT 010	49	32	30
0029 DU PAGE PCT 011	46	34	32
0030 DU PAGE PCT 012	65	49	51
0031 DU PAGE PCT 013	46	29	28
0032 DU PAGE PCT 014	63	46	47
0033 DU PAGE PCT 015	57	53	50
0034 DU PAGE PCT 016	47	39	32
0035 DU PAGE PCT 017	70	41	38
0036 DU PAGE PCT 018	76	48	45
0037 DU PAGE PCT 019	58	44	38
0038 DU PAGE PCT 020	40	31	21
0039 DU PAGE PCT 021	68	47	40
0040 DU PAGE PCT 022	87	64	61
0041 DU PAGE PCT 023	48	37	31
0042 DU PAGE PCT 024	51	39	37
0043 DU PAGE PCT 025	43	31	33
0044 DU PAGE PCT 026	63	43	42
0045 DU PAGE PCT 027	45	35	34
0046 DU PAGE PCT 028	42	26	24
0047 DU PAGE PCT 029	52	36	35
0048 DU PAGE PCT 030	38	27	28
0049 DU PAGE PCT 031	45	27	28
0050 DU PAGE PCT 032	49	47	38
0051 DU PAGE PCT 033	36	34	37
0052 DU PAGE PCT 034	85	90	81
0054 DU PAGE PCT 036	1	1	1
0105 JACKSON PCT 001	34	28	24
0107 JOLIET PCT 001	2	2	2
0108 JOLIET PCT 002	3	4	3
0110 JOLIET PCT 004	63	57	45
0111 JOLIET PCT 005	10	4	6
0112 JOLIET PCT 006	4	6	3
0113 JOLIET PCT 007	21	20	16
0114 JOLIET PCT 008	51	55	44
0115 JOLIET PCT 009	31	27	23
0116 JOLIET PCT 010	50	50	45
0117 JOLIET PCT 011	41	49	33
0118 JOLIET PCT 012	24	23	22
0119 JOLIET PCT 013	6	2	2
0120 JOLIET PCT 014	5	3	4
0121 JOLIET PCT 015	34	27	19
0122 JOLIET PCT 016	28	26	19
0123 JOLIET PCT 017	60	54	46
0124 JOLIET PCT 018	104	95	79

## ABSTRACT OF VOTES

WILL COUNTY, ILLINOIS  
GENERAL PRIMARY ELECTION  
MARCH 17, 2020  
REPUBLICAN

## OFFICIAL RESULTS

REPORT-EL52

PAGE 0013

## DELEGATE - NATIONAL NOMINATING CONV

## 11TH CONGRESSIONAL DISTRICT

Vote for not more than 3

01 = Roger Claar

02 = Michelle Smith

VOTES PERCENT

VOTES PERCENT

8,508 37.34

7,653 33.59

03 = Raquel Mitchell

6,622 29.07

(CONTINUED FROM PREVIOUS PAGE)

	01	02	03
0125 JOLIET PCT 019	49	49	40
0126 JOLIET PCT 020	55	48	36
0127 JOLIET PCT 021	68	57	55
0128 JOLIET PCT 022	51	42	44
0129 JOLIET PCT 023	20	15	17
0130 JOLIET PCT 024	36	34	22
0131 JOLIET PCT 025	52	55	43
0132 JOLIET PCT 026	46	35	28
0133 JOLIET PCT 027	13	15	10
0134 JOLIET PCT 028	4	7	4
0135 JOLIET PCT 029	18	13	12
0136 JOLIET PCT 030	59	51	42
0137 JOLIET PCT 031	42	35	31
0138 JOLIET PCT 032	3	1	1
0139 JOLIET PCT 033	55	54	48
0140 JOLIET PCT 034	14	13	11
0141 JOLIET PCT 035	45	34	29
0142 JOLIET PCT 036	13	12	11
0143 JOLIET PCT 037	39	34	28
0144 LOCKPORT PCT 001	185	163	143
0149 LOCKPORT PCT 006	40	38	32
0150 LOCKPORT PCT 007	37	38	28
0151 LOCKPORT PCT 008	18	13	14
0152 LOCKPORT PCT 009	108	105	93
0156 LOCKPORT PCT 013	204	194	190
0157 LOCKPORT PCT 014	102	101	85
0163 LOCKPORT PCT 020	85	79	74
0180 NEW LENOX PCT 001	53	53	44
0181 NEW LENOX PCT 002	70	59	54
0182 NEW LENOX PCT 003	70	65	55
0183 NEW LENOX PCT 004	115	105	90
0184 NEW LENOX PCT 005	116	120	99
0185 NEW LENOX PCT 006	114	79	92
0188 NEW LENOX PCT 009	113	122	88
0189 NEW LENOX PCT 010	124	122	101
0190 NEW LENOX PCT 011	141	143	130
0195 NEW LENOX PCT 016	129	131	110
0197 NEW LENOX PCT 018	5	4	2
0205 PLAINFIELD PCT 004	15	15	10
0206 PLAINFIELD PCT 005	60	56	47
0207 PLAINFIELD PCT 006	39	35	33
0208 PLAINFIELD PCT 007	37	38	29
0211 PLAINFIELD PCT 010	39	44	31
0212 PLAINFIELD PCT 011	5	5	4
0213 PLAINFIELD PCT 012	43	46	39
0214 PLAINFIELD PCT 013	111	94	79
0215 PLAINFIELD PCT 014	85	82	63
0216 PLAINFIELD PCT 015	110	104	91
0217 PLAINFIELD PCT 016	97	83	73
0218 PLAINFIELD PCT 017	48	56	41
0219 PLAINFIELD PCT 018	44	37	35
0220 PLAINFIELD PCT 019	49	53	38
0221 PLAINFIELD PCT 020	90	97	78

## ABSTRACT OF VOTES

WILL COUNTY, ILLINOIS  
GENERAL PRIMARY ELECTION  
MARCH 17, 2020  
REPUBLICAN

OFFICIAL RESULTS

REPORT-EL52

PAGE 0014

DELEGATE - NATIONAL NOMINATING CONV  
11TH CONGRESSIONAL DISTRICT

Vote for not more than 3

01 = Roger Claar

02 = Michelle Smith

VOTES PERCENT

VOTES PERCENT

8,508 37.34

7,653 33.59

03 = Raquel Mitchell

6,622 29.07

(CONTINUED FROM PREVIOUS PAGE)

	01	02	03
0222 PLAINFIELD PCT 021	77	72	65
0223 PLAINFIELD PCT 022	109	90	84
0224 PLAINFIELD PCT 023	65	61	48
0225 PLAINFIELD PCT 024	78	70	67
0226 PLAINFIELD PCT 025	50	44	34
0227 PLAINFIELD PCT 026	30	33	26
0228 PLAINFIELD PCT 027	44	45	34
0229 PLAINFIELD PCT 028	62	58	51
0230 PLAINFIELD PCT 029	64	58	48
0231 PLAINFIELD PCT 030	87	82	66
0232 PLAINFIELD PCT 031	41	49	36
0233 PLAINFIELD PCT 032	46	49	38
0234 PLAINFIELD PCT 033	102	88	79
0235 PLAINFIELD PCT 034	48	43	39
0236 PLAINFIELD PCT 035	51	58	43
0240 TROY PCT 001	67	75	54
0241 TROY PCT 002	30	31	21
0242 TROY PCT 003	86	72	62
0243 TROY PCT 004	79	74	56
0244 TROY PCT 005	68	57	52
0245 TROY PCT 006	48	45	38
0246 TROY PCT 007	85	94	67
0247 TROY PCT 008	107	91	78
0248 TROY PCT 009	94	70	67
0249 TROY PCT 010	87	82	65
0250 TROY PCT 011	144	132	122
0251 TROY PCT 012	77	71	69
0252 TROY PCT 013	14	15	9
0253 TROY PCT 014	15	18	12
0254 TROY PCT 015	71	69	57
0255 TROY PCT 016	57	61	54
0256 TROY PCT 017	18	22	17
0257 TROY PCT 018	59	50	44
0258 TROY PCT 019	36	30	30
0269 WHEATLAND PCT 004	66	72	69
0270 WHEATLAND PCT 005	124	114	91
0284 WHEATLAND PCT 019	40	26	23
0287 WHEATLAND PCT 022	51	31	29
0291 WHEATLAND PCT 026	0	0	0
0292 WHEATLAND PCT 027	39	26	23

## ABSTRACT OF VOTES

WILL COUNTY, ILLINOIS  
GENERAL PRIMARY ELECTION  
MARCH 17, 2020  
REPUBLICAN

OFFICIAL RESULTS

REPORT-EL52

PAGE 0015

DELEGATE - NATIONAL NOMINATING CONV  
14TH CONGRESSIONAL DISTRICT

Vote for not more than 3

01 = Laura Pollastrini

02 = Nicole Prater

VOTES PERCENT

VOTES PERCENT

3,829 33.76

3,657 32.24

03 = Charles "Chuck" Wheeler

3,857 34.00

	01	02	03
0202 PLAINFIELD PCT 001	78	75	74
0203 PLAINFIELD PCT 002	72	66	72
0204 PLAINFIELD PCT 003	102	103	108
0209 PLAINFIELD PCT 008	61	59	65
0210 PLAINFIELD PCT 009	106	97	102
0211 PLAINFIELD PCT 010	45	47	49
0214 PLAINFIELD PCT 013	23	18	20
0252 TROY PCT 013	141	133	142
0253 TROY PCT 014	68	65	68
0254 TROY PCT 015	28	30	32
0256 TROY PCT 017	100	99	103
0259 TROY PCT 020	120	111	118
0260 TROY PCT 021	85	89	102
0261 TROY PCT 022	58	56	64
0266 WHEATLAND PCT 001	93	82	91
0267 WHEATLAND PCT 002	183	180	186
0268 WHEATLAND PCT 003	93	92	95
0271 WHEATLAND PCT 006	101	97	106
0272 WHEATLAND PCT 007	102	93	99
0273 WHEATLAND PCT 008	90	88	97
0274 WHEATLAND PCT 009	128	128	133
0275 WHEATLAND PCT 010	80	73	80
0276 WHEATLAND PCT 011	92	94	91
0277 WHEATLAND PCT 012	81	74	79
0278 WHEATLAND PCT 013	81	79	75
0279 WHEATLAND PCT 014	120	112	116
0280 WHEATLAND PCT 015	67	63	67
0281 WHEATLAND PCT 016	89	104	93
0282 WHEATLAND PCT 017	84	86	91
0283 WHEATLAND PCT 018	100	94	92
0285 WHEATLAND PCT 020	116	98	108
0286 WHEATLAND PCT 021	74	75	79
0287 WHEATLAND PCT 022	0	0	0
0288 WHEATLAND PCT 023	62	56	59
0289 WHEATLAND PCT 024	70	62	69
0290 WHEATLAND PCT 025	80	69	76
0291 WHEATLAND PCT 026	149	133	153
0292 WHEATLAND PCT 027	22	26	25
0293 WHEATLAND PCT 028	100	95	111
0294 WHEATLAND PCT 029	105	101	103
0295 WHEATLAND PCT 030	114	98	107
0296 WHEATLAND PCT 031	33	36	37
0297 WHEATLAND PCT 032	71	70	73
0298 WHEATLAND PCT 033	47	47	43
0299 WHEATLAND PCT 034	115	104	104

## ABSTRACT OF VOTES

WILL COUNTY, ILLINOIS  
GENERAL PRIMARY ELECTION  
MARCH 17, 2020  
REPUBLICAN

OFFICIAL RESULTS

REPORT-EL52

PAGE 0016

DELEGATE - NATIONAL NOMINATING CONV  
16TH CONGRESSIONAL DISTRICT

Vote for not more than 3

01 = John Cabello

02 = Jan Klaas

VOTES PERCENT

1,414 53.99  
1,205 46.01

	01	02
0001 CHANNAHON PCT 001	87	83
0002 CHANNAHON PCT 002	120	111
0003 CHANNAHON PCT 003	105	91
0004 CHANNAHON PCT 004	111	92
0005 CHANNAHON PCT 005	94	68
0018 CUSTER PCT 001	82	77
0056 FLORENCE PCT 001	53	41
0237 REED PCT 001	99	82
0238 REED PCT 002	121	105
0239 REED PCT 003	122	92
0265 WESLEY PCT 001	112	102
0301 WILMINGTON PCT 001	102	86
0302 WILMINGTON PCT 002	81	73
0303 WILMINGTON PCT 003	125	102

## ABSTRACT OF VOTES

WILL COUNTY, ILLINOIS  
GENERAL PRIMARY ELECTION  
MARCH 17, 2020  
REPUBLICAN

## OFFICIAL RESULTS

REPORT-EL52

PAGE 0017

ALTERNATE DELEGATE - NATIONAL NOMINATING CONV  
1ST CONGRESSIONAL DISTRICT

Vote for not more than 3

01 = Greg Fletcher

02 = Lynn Franco

VOTES PERCENT

VOTES PERCENT

4,505 37.43

4,093 34.01

03 = Symeon Brown

3,438 28.56

	01	02	03
0057 FRANKFORT PCT 001	143	130	112
0058 FRANKFORT PCT 002	108	99	87
0059 FRANKFORT PCT 003	73	68	63
0060 FRANKFORT PCT 004	67	59	54
0061 FRANKFORT PCT 005	124	126	98
0062 FRANKFORT PCT 006	77	70	63
0063 FRANKFORT PCT 007	89	77	67
0064 FRANKFORT PCT 008	47	45	32
0065 FRANKFORT PCT 009	50	51	40
0066 FRANKFORT PCT 010	63	64	56
0067 FRANKFORT PCT 011	89	79	74
0068 FRANKFORT PCT 012	93	77	67
0069 FRANKFORT PCT 013	83	80	66
0070 FRANKFORT PCT 014	84	76	63
0071 FRANKFORT PCT 015	70	55	51
0072 FRANKFORT PCT 016	69	74	62
0073 FRANKFORT PCT 017	154	139	129
0074 FRANKFORT PCT 018	85	76	61
0075 FRANKFORT PCT 019	80	71	53
0076 FRANKFORT PCT 020	69	63	51
0077 FRANKFORT PCT 021	63	63	49
0078 FRANKFORT PCT 022	82	83	69
0079 FRANKFORT PCT 023	70	66	58
0080 FRANKFORT PCT 024	68	71	62
0081 FRANKFORT PCT 025	79	66	66
0082 FRANKFORT PCT 026	68	68	52
0083 FRANKFORT PCT 027	74	66	57
0084 FRANKFORT PCT 028	89	84	71
0085 GREEN GARDEN PCT 001	194	172	139
0086 GREEN GARDEN PCT 002	203	180	139
0105 JACKSON PCT 001	64	57	46
0106 JACKSON PCT 002	109	94	76
0168 MANHATTAN PCT 001	71	61	47
0169 MANHATTAN PCT 002	96	80	65
0170 MANHATTAN PCT 003	147	125	104
0171 MANHATTAN PCT 004	79	62	53
0181 NEW LENOX PCT 002	43	46	39
0186 NEW LENOX PCT 007	129	123	102
0187 NEW LENOX PCT 008	128	126	110
0191 NEW LENOX PCT 012	107	92	77
0192 NEW LENOX PCT 013	103	91	77
0193 NEW LENOX PCT 014	140	119	96
0194 NEW LENOX PCT 015	111	111	96
0196 NEW LENOX PCT 017	121	111	96
0197 NEW LENOX PCT 018	76	57	49
0198 NEW LENOX PCT 019	99	85	73
0199 NEW LENOX PCT 020	175	155	121



## ABSTRACT OF VOTES

WILL COUNTY, ILLINOIS  
GENERAL PRIMARY ELECTION  
MARCH 17, 2020  
REPUBLICAN

## OFFICIAL RESULTS

REPORT-EL52

PAGE 0018

ALTERNATE DELEGATE - NATIONAL NOMINATING CONV  
2ND CONGRESSIONAL DISTRICT

VOTES PERCENT

VOTES PERCENT

Vote for not more than 3

01 = Jack McInerney

1,924 36.84

02 = George Pearson

1,787 34.22

03 = Wayland Johnson Jr

1,511 28.94

	01	02	03
0006 CRETE PCT 001	39	40	35
0007 CRETE PCT 002	41	37	27
0008 CRETE PCT 003	52	48	38
0009 CRETE PCT 004	43	41	36
0010 CRETE PCT 005	24	22	20
0011 CRETE PCT 006	62	61	54
0012 CRETE PCT 007	41	37	34
0013 CRETE PCT 008	60	62	51
0014 CRETE PCT 009	72	71	61
0015 CRETE PCT 010	50	50	36
0016 CRETE PCT 011	85	83	72
0017 CRETE PCT 012	68	64	57
0172 MONEE PCT 001	27	24	21
0173 MONEE PCT 002	10	7	7
0174 MONEE PCT 003	48	48	46
0175 MONEE PCT 004	88	84	70
0176 MONEE PCT 005	1	0	1
0177 MONEE PCT 006	4	4	5
0178 MONEE PCT 007	7	10	8
0179 MONEE PCT 008	62	63	47
0200 PEOTONE PCT 001	229	217	178
0201 PEOTONE PCT 002	227	184	148
0262 WASHINGTON PCT 001	106	97	90
0263 WASHINGTON PCT 002	108	98	81
0264 WASHINGTON PCT 003	95	86	72
0300 WILL PCT 001	165	144	123
0304 WILTON PCT 001	110	105	93

=====

## ABSTRACT OF VOTES

WILL COUNTY, ILLINOIS  
GENERAL PRIMARY ELECTION  
MARCH 17, 2020  
REPUBLICAN

OFFICIAL RESULTS

REPORT-EL52

PAGE 0019

ALTERNATE DELEGATE - NATIONAL NOMINATING CONV  
3RD CONGRESSIONAL DISTRICT

VOTES PERCENT

VOTES PERCENT

Vote for not more than 3

01 = Stephen Balich

3,418 39.12

02 = Michael Shackel

2,565 29.35

03 = Madelyn D Flaherty

2,755 31.53

	01	02	03
0050 DU PAGE PCT 032	28	28	28
0051 DU PAGE PCT 033	17	11	13
0053 DU PAGE PCT 035	9	12	13
0054 DU PAGE PCT 036	68	52	56
0055 DU PAGE PCT 037	61	41	51
0087 HOMER PCT 001	94	64	70
0088 HOMER PCT 002	135	99	103
0089 HOMER PCT 003	91	60	62
0090 HOMER PCT 004	142	107	115
0091 HOMER PCT 005	105	69	78
0092 HOMER PCT 006	104	72	82
0093 HOMER PCT 007	108	73	79
0094 HOMER PCT 008	123	90	90
0095 HOMER PCT 009	78	50	49
0096 HOMER PCT 010	95	70	76
0097 HOMER PCT 011	105	75	84
0098 HOMER PCT 012	101	81	76
0099 HOMER PCT 013	113	84	93
0100 HOMER PCT 014	140	97	108
0101 HOMER PCT 015	101	74	87
0102 HOMER PCT 016	98	73	73
0103 HOMER PCT 017	95	73	84
0104 HOMER PCT 018	96	70	75
0107 JOLIET PCT 001	38	25	32
0108 JOLIET PCT 002	40	34	38
0109 JOLIET PCT 003	27	24	28
0145 LOCKPORT PCT 002	55	48	51
0146 LOCKPORT PCT 003	50	48	50
0147 LOCKPORT PCT 004	52	45	46
0148 LOCKPORT PCT 005	125	88	97
0153 LOCKPORT PCT 010	101	73	81
0154 LOCKPORT PCT 011	106	89	85
0155 LOCKPORT PCT 012	87	66	72
0158 LOCKPORT PCT 015	43	35	43
0159 LOCKPORT PCT 016	96	80	76
0160 LOCKPORT PCT 017	135	94	94
0161 LOCKPORT PCT 018	80	65	71
0162 LOCKPORT PCT 019	108	85	95
0163 LOCKPORT PCT 020	1	1	0
0164 LOCKPORT PCT 021	52	42	46
0165 LOCKPORT PCT 022	49	43	48
0166 LOCKPORT PCT 023	59	51	54
0167 LOCKPORT PCT 024	7	4	3

## ABSTRACT OF VOTES

WILL COUNTY, ILLINOIS  
GENERAL PRIMARY ELECTION  
MARCH 17, 2020  
REPUBLICAN

OFFICIAL RESULTS

REPORT-EL52

PAGE 0020

	VOTES	PERCENT		VOTES	PERCENT
ALTERNATE DELEGATE - NATIONAL NOMINATING CONV					
11TH CONGRESSIONAL DISTRICT					
Vote for not more than 3					
01 = Laura Kochan	8,140	36.66			
02 = Dominick Stella	7,048	31.74	03 = Carl Miller	7,014	31.59
	01	02	03		
0019 DU PAGE PCT 001	85	74	67		
0020 DU PAGE PCT 002	109	90	91		
0021 DU PAGE PCT 003	104	94	91		
0022 DU PAGE PCT 004	57	43	39		
0023 DU PAGE PCT 005	54	52	49		
0024 DU PAGE PCT 006	53	53	47		
0025 DU PAGE PCT 007	88	68	68		
0026 DU PAGE PCT 008	46	41	40		
0027 DU PAGE PCT 009	53	32	35		
0028 DU PAGE PCT 010	41	36	29		
0029 DU PAGE PCT 011	42	35	33		
0030 DU PAGE PCT 012	54	49	49		
0031 DU PAGE PCT 013	34	31	31		
0032 DU PAGE PCT 014	63	46	43		
0033 DU PAGE PCT 015	59	48	50		
0034 DU PAGE PCT 016	48	35	37		
0035 DU PAGE PCT 017	56	44	42		
0036 DU PAGE PCT 018	58	56	54		
0037 DU PAGE PCT 019	51	41	47		
0038 DU PAGE PCT 020	31	27	28		
0039 DU PAGE PCT 021	53	46	46		
0040 DU PAGE PCT 022	73	68	63		
0041 DU PAGE PCT 023	43	33	37		
0042 DU PAGE PCT 024	48	41	40		
0043 DU PAGE PCT 025	38	33	28		
0044 DU PAGE PCT 026	46	46	50		
0045 DU PAGE PCT 027	38	35	38		
0046 DU PAGE PCT 028	33	31	29		
0047 DU PAGE PCT 029	48	42	41		
0048 DU PAGE PCT 030	35	28	29		
0049 DU PAGE PCT 031	37	35	29		
0050 DU PAGE PCT 032	49	45	43		
0051 DU PAGE PCT 033	35	34	32		
0052 DU PAGE PCT 034	90	84	75		
0054 DU PAGE PCT 036	1	1	1		
0105 JACKSON PCT 001	31	24	29		
0107 JOLIET PCT 001	2	2	2		
0108 JOLIET PCT 002	3	3	4		
0110 JOLIET PCT 004	54	54	54		
0111 JOLIET PCT 005	8	5	6		
0112 JOLIET PCT 006	6	2	3		
0113 JOLIET PCT 007	20	19	16		
0114 JOLIET PCT 008	52	45	53		
0115 JOLIET PCT 009	28	27	26		
0116 JOLIET PCT 010	48	43	43		
0117 JOLIET PCT 011	42	42	37		
0118 JOLIET PCT 012	27	25	21		
0119 JOLIET PCT 013	4	2	4		
0120 JOLIET PCT 014	4	4	3		
0121 JOLIET PCT 015	26	27	26		
0122 JOLIET PCT 016	29	21	27		
0123 JOLIET PCT 017	51	49	49		
0124 JOLIET PCT 018	92	86	90		

## ABSTRACT OF VOTES

WILL COUNTY, ILLINOIS  
GENERAL PRIMARY ELECTION  
MARCH 17, 2020  
REPUBLICAN

## OFFICIAL RESULTS

REPORT-EL52

PAGE 0021

ALTERNATE DELEGATE - NATIONAL NOMINATING CONV  
11TH CONGRESSIONAL DISTRICT

VOTES PERCENT

VOTES PERCENT

Vote for not more than 3

01 = Laura Kochan

8,140 36.66

02 = Dominick Stella

7,048 31.74

03 = Carl Miller

7,014 31.59

(CONTINUED FROM PREVIOUS PAGE)

	01	02	03
0125 JOLIET PCT 019	50	43	42
0126 JOLIET PCT 020	43	44	41
0127 JOLIET PCT 021	61	56	58
0128 JOLIET PCT 022	49	38	44
0129 JOLIET PCT 023	20	15	18
0130 JOLIET PCT 024	37	29	31
0131 JOLIET PCT 025	51	45	48
0132 JOLIET PCT 026	41	39	35
0133 JOLIET PCT 027	15	12	10
0134 JOLIET PCT 028	5	4	5
0135 JOLIET PCT 029	18	9	14
0136 JOLIET PCT 030	61	43	45
0137 JOLIET PCT 031	33	34	36
0138 JOLIET PCT 032	2	1	3
0139 JOLIET PCT 033	53	46	51
0140 JOLIET PCT 034	15	10	12
0141 JOLIET PCT 035	39	37	31
0142 JOLIET PCT 036	13	11	13
0143 JOLIET PCT 037	36	35	34
0144 LOCKPORT PCT 001	172	158	158
0149 LOCKPORT PCT 006	37	32	33
0150 LOCKPORT PCT 007	38	34	34
0151 LOCKPORT PCT 008	17	13	14
0152 LOCKPORT PCT 009	114	100	99
0156 LOCKPORT PCT 013	213	179	179
0157 LOCKPORT PCT 014	103	93	86
0163 LOCKPORT PCT 020	80	77	73
0180 NEW LENOX PCT 001	52	47	44
0181 NEW LENOX PCT 002	66	58	57
0182 NEW LENOX PCT 003	75	52	57
0183 NEW LENOX PCT 004	104	94	98
0184 NEW LENOX PCT 005	118	107	102
0185 NEW LENOX PCT 006	89	74	71
0188 NEW LENOX PCT 009	129	99	90
0189 NEW LENOX PCT 010	118	112	114
0190 NEW LENOX PCT 011	144	131	133
0195 NEW LENOX PCT 016	128	119	112
0197 NEW LENOX PCT 018	5	2	2
0205 PLAINFIELD PCT 004	16	11	13
0206 PLAINFIELD PCT 005	61	47	44
0207 PLAINFIELD PCT 006	40	37	30
0208 PLAINFIELD PCT 007	38	31	30
0211 PLAINFIELD PCT 010	36	39	34
0212 PLAINFIELD PCT 011	5	2	4
0213 PLAINFIELD PCT 012	51	42	44
0214 PLAINFIELD PCT 013	103	93	90
0215 PLAINFIELD PCT 014	82	75	73
0216 PLAINFIELD PCT 015	103	95	100
0217 PLAINFIELD PCT 016	90	76	76
0218 PLAINFIELD PCT 017	55	44	46
0219 PLAINFIELD PCT 018	43	34	35
0220 PLAINFIELD PCT 019	58	42	40
0221 PLAINFIELD PCT 020	106	78	86

## ABSTRACT OF VOTES

WILL COUNTY, ILLINOIS  
GENERAL PRIMARY ELECTION  
MARCH 17, 2020  
REPUBLICAN

## OFFICIAL RESULTS

REPORT-EL52

PAGE 0022

	VOTES	PERCENT		VOTES	PERCENT
ALTERNATE DELEGATE - NATIONAL NOMINATING CONV					
11TH CONGRESSIONAL DISTRICT					
Vote for not more than 3					
01 = Laura Kochan	8,140	36.66			
02 = Dominick Stella	7,048	31.74	03 = Carl Miller	7,014	31.59

(CONTINUED FROM PREVIOUS PAGE)

	01	02	03
0222 PLAINFIELD PCT 021	73	69	69
0223 PLAINFIELD PCT 022	98	90	89
0224 PLAINFIELD PCT 023	58	54	52
0225 PLAINFIELD PCT 024	74	65	74
0226 PLAINFIELD PCT 025	49	38	45
0227 PLAINFIELD PCT 026	35	24	24
0228 PLAINFIELD PCT 027	45	36	38
0229 PLAINFIELD PCT 028	64	48	53
0230 PLAINFIELD PCT 029	59	54	58
0231 PLAINFIELD PCT 030	81	76	71
0232 PLAINFIELD PCT 031	48	42	38
0233 PLAINFIELD PCT 032	44	41	43
0234 PLAINFIELD PCT 033	95	89	85
0235 PLAINFIELD PCT 034	50	39	37
0236 PLAINFIELD PCT 035	54	48	50
0240 TROY PCT 001	77	57	56
0241 TROY PCT 002	37	18	22
0242 TROY PCT 003	83	68	69
0243 TROY PCT 004	75	66	63
0244 TROY PCT 005	59	62	57
0245 TROY PCT 006	44	43	38
0246 TROY PCT 007	89	79	72
0247 TROY PCT 008	93	86	83
0248 TROY PCT 009	82	72	70
0249 TROY PCT 010	90	64	72
0250 TROY PCT 011	133	122	127
0251 TROY PCT 012	74	68	68
0252 TROY PCT 013	16	9	10
0253 TROY PCT 014	15	15	15
0254 TROY PCT 015	70	61	64
0255 TROY PCT 016	59	55	50
0256 TROY PCT 017	23	16	14
0257 TROY PCT 018	52	41	49
0258 TROY PCT 019	32	30	25
0269 WHEATLAND PCT 004	71	63	65
0270 WHEATLAND PCT 005	127	99	101
0284 WHEATLAND PCT 019	30	27	27
0287 WHEATLAND PCT 022	39	33	31
0291 WHEATLAND PCT 026	0	0	0
0292 WHEATLAND PCT 027	32	26	24

## ABSTRACT OF VOTES

WILL COUNTY, ILLINOIS  
GENERAL PRIMARY ELECTION  
MARCH 17, 2020  
REPUBLICAN

OFFICIAL RESULTS

REPORT-EL52

PAGE 0023

	VOTES	PERCENT		VOTES	PERCENT
ALTERNATE DELEGATE - NATIONAL NOMINATING CONV					
14TH CONGRESSIONAL DISTRICT					
Vote for not more than 3					
01 = Tim Bagby	3,633	33.43			
02 = John "Jack" Lynch	3,940	36.25	03 = Cornelius Shanahan	3,296	30.32
	01	02	03		
0202 PLAINFIELD PCT 001	66	84	68		
0203 PLAINFIELD PCT 002	66	76	52		
0204 PLAINFIELD PCT 003	97	109	87		
0209 PLAINFIELD PCT 008	52	69	54		
0210 PLAINFIELD PCT 009	98	102	90		
0211 PLAINFIELD PCT 010	44	49	38		
0214 PLAINFIELD PCT 013	17	23	18		
0252 TROY PCT 013	129	151	117		
0253 TROY PCT 014	68	69	60		
0254 TROY PCT 015	27	32	26		
0256 TROY PCT 017	102	106	87		
0259 TROY PCT 020	108	131	108		
0260 TROY PCT 021	87	93	80		
0261 TROY PCT 022	57	65	48		
0266 WHEATLAND PCT 001	92	92	77		
0267 WHEATLAND PCT 002	173	188	166		
0268 WHEATLAND PCT 003	85	101	78		
0271 WHEATLAND PCT 006	97	107	88		
0272 WHEATLAND PCT 007	92	95	86		
0273 WHEATLAND PCT 008	82	85	81		
0274 WHEATLAND PCT 009	123	131	119		
0275 WHEATLAND PCT 010	76	81	65		
0276 WHEATLAND PCT 011	89	98	72		
0277 WHEATLAND PCT 012	79	88	69		
0278 WHEATLAND PCT 013	82	82	71		
0279 WHEATLAND PCT 014	111	116	104		
0280 WHEATLAND PCT 015	61	66	62		
0281 WHEATLAND PCT 016	88	99	86		
0282 WHEATLAND PCT 017	85	84	70		
0283 WHEATLAND PCT 018	93	93	86		
0285 WHEATLAND PCT 020	115	107	96		
0286 WHEATLAND PCT 021	75	77	73		
0287 WHEATLAND PCT 022	0	0	0		
0288 WHEATLAND PCT 023	58	61	51		
0289 WHEATLAND PCT 024	62	71	58		
0290 WHEATLAND PCT 025	80	74	64		
0291 WHEATLAND PCT 026	134	151	124		
0292 WHEATLAND PCT 027	23	25	20		
0293 WHEATLAND PCT 028	99	110	87		
0294 WHEATLAND PCT 029	98	113	91		
0295 WHEATLAND PCT 030	107	110	93		
0296 WHEATLAND PCT 031	34	37	29		
0297 WHEATLAND PCT 032	75	77	57		
0298 WHEATLAND PCT 033	45	50	40		
0299 WHEATLAND PCT 034	102	112	100		

## ABSTRACT OF VOTES

WILL COUNTY, ILLINOIS  
GENERAL PRIMARY ELECTION  
MARCH 17, 2020  
REPUBLICAN

## OFFICIAL RESULTS

REPORT-EL52

PAGE 0024

ALTERNATE DELEGATE - NATIONAL NOMINATING CONV  
16TH CONGRESSIONAL DISTRICT

Vote for not more than 3

01 = Susan Wynn Bence

02 = Judith Wooten

VOTES PERCENT

VOTES PERCENT

1,137 32.15

1,209 34.18

03 = Larry Smith

1,191 33.67

	01	02	03
0001 CHANNAHON PCT 001	65	81	72
0002 CHANNAHON PCT 002	96	116	100
0003 CHANNAHON PCT 003	85	99	79
0004 CHANNAHON PCT 004	87	104	89
0005 CHANNAHON PCT 005	60	77	73
0018 CUSTER PCT 001	75	68	73
0056 FLORENCE PCT 001	41	42	45
0237 REED PCT 001	73	73	84
0238 REED PCT 002	107	101	104
0239 REED PCT 003	99	95	111
0265 WESLEY PCT 001	90	90	107
0301 WILMINGTON PCT 001	81	87	84
0302 WILMINGTON PCT 002	76	72	69
0303 WILMINGTON PCT 003	102	104	101

=====

# REPUBLICAN PARTY



## LEGISLATIVE SUMMARY

(District 19, 40, 43 & 49)

**LAUREN STALEY FERRY**

WILL COUNTY CLERK

[www.thewillcountyclerk.com](http://www.thewillcountyclerk.com)



## VOTES PERCENT

## STATE SENATOR 19TH LEGISLATIVE DISTRICT

Vote for not more than 1

01 = NO CANDIDATE FILED

02 = WRITE-IN

0  
628 100.00

	01	02
0057 FRANKFORT PCT 001	0	14
0058 FRANKFORT PCT 002	0	20
0059 FRANKFORT PCT 003	0	13
0060 FRANKFORT PCT 004	0	12
0061 FRANKFORT PCT 005	0	21
0062 FRANKFORT PCT 006	0	11
0063 FRANKFORT PCT 007	0	7
0064 FRANKFORT PCT 008	0	8
0065 FRANKFORT PCT 009	0	5
0066 FRANKFORT PCT 010	0	10
0068 FRANKFORT PCT 012	0	6
0069 FRANKFORT PCT 013	0	5
0070 FRANKFORT PCT 014	0	9
0071 FRANKFORT PCT 015	0	7
0072 FRANKFORT PCT 016	0	6
0073 FRANKFORT PCT 017	0	8
0074 FRANKFORT PCT 018	0	7
0075 FRANKFORT PCT 019	0	10
0076 FRANKFORT PCT 020	0	12
0077 FRANKFORT PCT 021	0	9
0078 FRANKFORT PCT 022	0	6
0079 FRANKFORT PCT 023	0	9
0080 FRANKFORT PCT 024	0	6
0099 HOMER PCT 013	0	8
0100 HOMER PCT 014	0	9
0101 HOMER PCT 015	0	7
0102 HOMER PCT 016	0	7
0104 HOMER PCT 018	0	9
0180 NEW LENOX PCT 001	0	10
0181 NEW LENOX PCT 002	0	24
0182 NEW LENOX PCT 003	0	19
0183 NEW LENOX PCT 004	0	17
0184 NEW LENOX PCT 005	0	7
0185 NEW LENOX PCT 006	0	39
0186 NEW LENOX PCT 007	0	34
0187 NEW LENOX PCT 008	0	32
0188 NEW LENOX PCT 009	0	19
0189 NEW LENOX PCT 010	0	19
0190 NEW LENOX PCT 011	0	25
0191 NEW LENOX PCT 012	0	10
0192 NEW LENOX PCT 013	0	24
0193 NEW LENOX PCT 014	0	20
0194 NEW LENOX PCT 015	0	30
0195 NEW LENOX PCT 016	0	27
0196 NEW LENOX PCT 017	0	8
0198 NEW LENOX PCT 019	0	3

Total Republican Ballots Cast for  
19<sup>th</sup> Legislative District

**5,711**

## ABSTRACT OF VOTES

WILL COUNTY, ILLINOIS  
GENERAL PRIMARY ELECTION  
MARCH 17, 2020  
REPUBLICAN

OFFICIAL RESULTS

REPORT-EL52

PAGE 0026

## STATE SENATOR 40TH LEGISLATIVE DISTRICT

Vote for not more than 1

01 = Eric M. Wallace

VOTES PERCENT

2,730 100.00

	01
0006 CRETE PCT 001	22
0056 FLORENCE PCT 001	46
0067 FRANKFORT PCT 011	100
0073 FRANKFORT PCT 017	35
0079 FRANKFORT PCT 023	21
0081 FRANKFORT PCT 025	78
0082 FRANKFORT PCT 026	86
0083 FRANKFORT PCT 027	82
0084 FRANKFORT PCT 028	101
0085 GREEN GARDEN PCT 001	219
0086 GREEN GARDEN PCT 002	242
0168 MANHATTAN PCT 001	87
0169 MANHATTAN PCT 002	110
0170 MANHATTAN PCT 003	170
0171 MANHATTAN PCT 004	83
0172 MONEE PCT 001	33
0173 MONEE PCT 002	10
0176 MONEE PCT 005	2
0177 MONEE PCT 006	6
0178 MONEE PCT 007	15
0195 NEW LENOX PCT 016	0
0196 NEW LENOX PCT 017	13
0197 NEW LENOX PCT 018	85
0198 NEW LENOX PCT 019	93
0199 NEW LENOX PCT 020	195
0200 PEOTONE PCT 001	281
0201 PEOTONE PCT 002	272
0262 WASHINGTON PCT 001	33
0300 WILL PCT 001	72
0304 WILTON PCT 001	138

Total Republican Ballots Cast for  
40<sup>th</sup> Legislative District

3,182

## ABSTRACT OF VOTES

WILL COUNTY, ILLINOIS  
GENERAL PRIMARY ELECTION  
MARCH 17, 2020  
REPUBLICAN

OFFICIAL RESULTS

REPORT-EL52

PAGE 0027

## STATE SENATOR 43RD LEGISLATIVE DISTRICT

Vote for not more than 1

01 = Ben Bierly

VOTES PERCENT

5,463 100.00

-----  
01  
-----

0003 CHANNAHON PCT 003	115
0004 CHANNAHON PCT 004	123
0005 CHANNAHON PCT 005	103
0022 DU PAGE PCT 004	17
0023 DU PAGE PCT 005	67
0024 DU PAGE PCT 006	62
0026 DU PAGE PCT 008	55
0028 DU PAGE PCT 010	51
0029 DU PAGE PCT 011	46
0030 DU PAGE PCT 012	61
0031 DU PAGE PCT 013	52
0035 DU PAGE PCT 017	69
0036 DU PAGE PCT 018	75
0037 DU PAGE PCT 019	62
0038 DU PAGE PCT 020	45
0039 DU PAGE PCT 021	71
0040 DU PAGE PCT 022	92
0043 DU PAGE PCT 025	45
0044 DU PAGE PCT 026	66
0045 DU PAGE PCT 027	46
0046 DU PAGE PCT 028	44
0048 DU PAGE PCT 030	40
0050 DU PAGE PCT 032	101
0051 DU PAGE PCT 033	64
0054 DU PAGE PCT 036	55
0055 DU PAGE PCT 037	78
0105 JACKSON PCT 001	121
0106 JACKSON PCT 002	126
0109 JOLIET PCT 003	45
0110 JOLIET PCT 004	74
0111 JOLIET PCT 005	10
0112 JOLIET PCT 006	7
0113 JOLIET PCT 007	25
0116 JOLIET PCT 010	68
0117 JOLIET PCT 011	59
0118 JOLIET PCT 012	34
0119 JOLIET PCT 013	8
0120 JOLIET PCT 014	7
0121 JOLIET PCT 015	43
0122 JOLIET PCT 016	40
0123 JOLIET PCT 017	77
0124 JOLIET PCT 018	119
0125 JOLIET PCT 019	60
0126 JOLIET PCT 020	60
0127 JOLIET PCT 021	76
0128 JOLIET PCT 022	59
0129 JOLIET PCT 023	31
0130 JOLIET PCT 024	50
0131 JOLIET PCT 025	70
0132 JOLIET PCT 026	58
0133 JOLIET PCT 027	20
0134 JOLIET PCT 028	9
0135 JOLIET PCT 029	27
0136 JOLIET PCT 030	72
0137 JOLIET PCT 031	51

Total Republican Ballots Cast for  
43<sup>rd</sup> Legislative District

**6,145**

## ABSTRACT OF VOTES

WILL COUNTY, ILLINOIS  
GENERAL PRIMARY ELECTION  
MARCH 17, 2020  
REPUBLICAN

OFFICIAL RESULTS

REPORT-EL52

PAGE 0028

## STATE SENATOR 43RD LEGISLATIVE DISTRICT

Vote for not more than 1

01 = Ben Bierly

VOTES PERCENT

5,463 100.00

(CONTINUED FROM PREVIOUS PAGE)

01

0138 JOLIET PCT 032	3
0139 JOLIET PCT 033	73
0140 JOLIET PCT 034	10
0141 JOLIET PCT 035	63
0142 JOLIET PCT 036	21
0143 JOLIET PCT 037	44
0145 LOCKPORT PCT 002	74
0146 LOCKPORT PCT 003	65
0147 LOCKPORT PCT 004	63
0148 LOCKPORT PCT 005	149
0153 LOCKPORT PCT 010	113
0154 LOCKPORT PCT 011	122
0155 LOCKPORT PCT 012	111
0158 LOCKPORT PCT 015	56
0159 LOCKPORT PCT 016	122
0160 LOCKPORT PCT 017	148
0161 LOCKPORT PCT 018	104
0162 LOCKPORT PCT 019	128
0164 LOCKPORT PCT 021	63
0165 LOCKPORT PCT 022	68
0166 LOCKPORT PCT 023	75
0167 LOCKPORT PCT 024	10
0242 TROY PCT 003	100
0248 TROY PCT 009	19
0250 TROY PCT 011	160
0251 TROY PCT 012	90
0255 TROY PCT 016	80
0257 TROY PCT 018	71
0258 TROY PCT 019	47

## ABSTRACT OF VOTES

WILL COUNTY, ILLINOIS  
GENERAL PRIMARY ELECTION  
MARCH 17, 2020  
REPUBLICAN

OFFICIAL RESULTS

REPORT-EL52

PAGE 0029

## STATE SENATOR 49TH LEGISLATIVE DISTRICT

Vote for not more than 1

01 = Thomas McCullagh

VOTES PERCENT

7,850 100.00

-----  
01  
-----

0027 DU PAGE PCT 009	65
0032 DU PAGE PCT 014	64
0033 DU PAGE PCT 015	59
0034 DU PAGE PCT 016	54
0041 DU PAGE PCT 023	52
0042 DU PAGE PCT 024	57
0047 DU PAGE PCT 029	61
0049 DU PAGE PCT 031	47
0052 DU PAGE PCT 034	108
0053 DU PAGE PCT 035	15
0054 DU PAGE PCT 036	28
0107 JOLIET PCT 001	53
0108 JOLIET PCT 002	58
0114 JOLIET PCT 008	72
0115 JOLIET PCT 009	37
0144 LOCKPORT PCT 001	212
0149 LOCKPORT PCT 006	55
0150 LOCKPORT PCT 007	50
0151 LOCKPORT PCT 008	24
0152 LOCKPORT PCT 009	131
0156 LOCKPORT PCT 013	228
0157 LOCKPORT PCT 014	120
0163 LOCKPORT PCT 020	95
0202 PLAINFIELD PCT 001	100
0203 PLAINFIELD PCT 002	92
0204 PLAINFIELD PCT 003	128
0205 PLAINFIELD PCT 004	22
0206 PLAINFIELD PCT 005	80
0207 PLAINFIELD PCT 006	52
0208 PLAINFIELD PCT 007	45
0209 PLAINFIELD PCT 008	82
0210 PLAINFIELD PCT 009	126
0211 PLAINFIELD PCT 010	108
0212 PLAINFIELD PCT 011	6
0213 PLAINFIELD PCT 012	64
0214 PLAINFIELD PCT 013	157
0215 PLAINFIELD PCT 014	114
0216 PLAINFIELD PCT 015	132
0217 PLAINFIELD PCT 016	111
0218 PLAINFIELD PCT 017	70
0219 PLAINFIELD PCT 018	62
0220 PLAINFIELD PCT 019	72
0221 PLAINFIELD PCT 020	127
0222 PLAINFIELD PCT 021	94
0223 PLAINFIELD PCT 022	131
0224 PLAINFIELD PCT 023	78
0225 PLAINFIELD PCT 024	90
0226 PLAINFIELD PCT 025	66
0227 PLAINFIELD PCT 026	45
0228 PLAINFIELD PCT 027	60
0229 PLAINFIELD PCT 028	82
0230 PLAINFIELD PCT 029	85
0231 PLAINFIELD PCT 030	101
0232 PLAINFIELD PCT 031	60
0233 PLAINFIELD PCT 032	63

Total Republican Ballots Cast for  
49<sup>th</sup> Legislative District

8,616

## ABSTRACT OF VOTES

WILL COUNTY, ILLINOIS  
GENERAL PRIMARY ELECTION  
MARCH 17, 2020  
REPUBLICAN

OFFICIAL RESULTS

REPORT-EL52

PAGE 0030

## STATE SENATOR 49TH LEGISLATIVE DISTRICT

Vote for not more than 1

01 = Thomas McCullagh

VOTES PERCENT

7,850 100.00

(CONTINUED FROM PREVIOUS PAGE)

01

0234 PLAINFIELD PCT 033	122
0235 PLAINFIELD PCT 034	60
0236 PLAINFIELD PCT 035	68
0240 TROY PCT 001	99
0241 TROY PCT 002	52
0243 TROY PCT 004	98
0244 TROY PCT 005	77
0245 TROY PCT 006	52
0246 TROY PCT 007	122
0247 TROY PCT 008	122
0248 TROY PCT 009	76
0249 TROY PCT 010	113
0252 TROY PCT 013	184
0253 TROY PCT 014	102
0254 TROY PCT 015	121
0256 TROY PCT 017	146
0259 TROY PCT 020	152
0260 TROY PCT 021	121
0261 TROY PCT 022	78
0266 WHEATLAND PCT 001	123
0276 WHEATLAND PCT 011	75
0278 WHEATLAND PCT 013	1
0281 WHEATLAND PCT 016	106
0284 WHEATLAND PCT 019	38
0286 WHEATLAND PCT 021	61
0287 WHEATLAND PCT 022	55
0288 WHEATLAND PCT 023	86
0289 WHEATLAND PCT 024	98
0290 WHEATLAND PCT 025	106
0291 WHEATLAND PCT 026	183
0292 WHEATLAND PCT 027	76
0293 WHEATLAND PCT 028	147
0294 WHEATLAND PCT 029	143
0295 WHEATLAND PCT 030	137

# REPUBLICAN PARTY



## REPRESENTATIVE SUMMARY

(District 29, 34, 37, 38, 41, 75,  
79, 80, 81, 82, 84, 85, 86, 97 & 98)

**LAUREN STALEY FERRY**

**WILL COUNTY CLERK**

[www.thewillcountyclerk.com](http://www.thewillcountyclerk.com)

REPRESENTATIVE IN THE GENERAL ASSEMBLY  
29TH REPRESENTATIVE DISTRICT  
Vote for not more than 1  
01 = NO CANDIDATE FILED

VOTES PERCENT

0

	01
0006 CRETE PCT 001	0
0007 CRETE PCT 002	0
0008 CRETE PCT 003	0
0009 CRETE PCT 004	0
0010 CRETE PCT 005	0
0011 CRETE PCT 006	0
0013 CRETE PCT 008	0
0014 CRETE PCT 009	0
0015 CRETE PCT 010	0
0016 CRETE PCT 011	0
0174 MONEE PCT 003	0
0175 MONEE PCT 004	0
0179 MONEE PCT 008	0

Total Republican Ballots Cast for  
29<sup>th</sup> Representative District

799

=====



ABSTRACT OF VOTES

WILL COUNTY, ILLINOIS  
GENERAL PRIMARY ELECTION  
MARCH 17, 2020  
REPUBLICAN

OFFICIAL RESULTS

REPORT-EL52

PAGE 0032

VOTES PERCENT

REPRESENTATIVE IN THE GENERAL ASSEMBLY

34TH REPRESENTATIVE DISTRICT

Vote for not more than 1

01 = NO CANDIDATE FILED

0

01

0011 CRETE PCT 006	0
0012 CRETE PCT 007	0
0016 CRETE PCT 011	0
0017 CRETE PCT 012	0
0262 WASHINGTON PCT 001	0
0263 WASHINGTON PCT 002	0
0264 WASHINGTON PCT 003	0
0300 WILL PCT 001	0

Total Republican Ballots Cast for  
34<sup>th</sup> Representative District

805

=====

## ABSTRACT OF VOTES

WILL COUNTY, ILLINOIS  
GENERAL PRIMARY ELECTION  
MARCH 17, 2020  
REPUBLICAN

OFFICIAL RESULTS

REPORT-EL52

PAGE 0033

REPRESENTATIVE IN THE GENERAL ASSEMBLY  
37TH REPRESENTATIVE DISTRICT  
Vote for not more than 1  
01 = Tim Ozinga

VOTES PERCENT

4,907 100.00

	-----	01
	-----	
0057 FRANKFORT PCT 001		173
0058 FRANKFORT PCT 002		127
0059 FRANKFORT PCT 003		86
0060 FRANKFORT PCT 004		75
0061 FRANKFORT PCT 005		166
0062 FRANKFORT PCT 006		96
0063 FRANKFORT PCT 007		101
0064 FRANKFORT PCT 008		67
0065 FRANKFORT PCT 009		62
0068 FRANKFORT PCT 012		107
0069 FRANKFORT PCT 013		104
0072 FRANKFORT PCT 016		94
0073 FRANKFORT PCT 017		131
0074 FRANKFORT PCT 018		107
0075 FRANKFORT PCT 019		94
0077 FRANKFORT PCT 021		83
0078 FRANKFORT PCT 022		104
0079 FRANKFORT PCT 023		57
0080 FRANKFORT PCT 024		57
0099 HOMER PCT 013		143
0100 HOMER PCT 014		167
0101 HOMER PCT 015		134
0102 HOMER PCT 016		114
0104 HOMER PCT 018		133
0180 NEW LENOX PCT 001		66
0181 NEW LENOX PCT 002		134
0182 NEW LENOX PCT 003		96
0183 NEW LENOX PCT 004		125
0184 NEW LENOX PCT 005		151
0185 NEW LENOX PCT 006		128
0186 NEW LENOX PCT 007		151
0187 NEW LENOX PCT 008		145
0188 NEW LENOX PCT 009		158
0189 NEW LENOX PCT 010		148
0190 NEW LENOX PCT 011		163
0191 NEW LENOX PCT 012		129
0192 NEW LENOX PCT 013		114
0193 NEW LENOX PCT 014		161
0194 NEW LENOX PCT 015		144
0195 NEW LENOX PCT 016		155
0196 NEW LENOX PCT 017		138
0198 NEW LENOX PCT 019		19

=====

Total Republican Ballots Cast for  
37<sup>th</sup> Representative District

5,323

ABSTRACT OF VOTES

WILL COUNTY, ILLINOIS  
GENERAL PRIMARY ELECTION  
MARCH 17, 2020  
REPUBLICAN

OFFICIAL RESULTS

REPORT-EL52

PAGE 0034

VOTES PERCENT

REPRESENTATIVE IN THE GENERAL ASSEMBLY

38TH REPRESENTATIVE DISTRICT

Vote for not more than 1

01 = Max Solomon

344 100.00

	-----	01
	-----	
0059 FRANKFORT PCT 003		0
0066 FRANKFORT PCT 010		69
0070 FRANKFORT PCT 014		93
0071 FRANKFORT PCT 015		79
0076 FRANKFORT PCT 020		79
0080 FRANKFORT PCT 024		24

Total Republican Ballots Cast for  
38<sup>th</sup> Representative District

388

=====

## VOTES PERCENT

## REPRESENTATIVE IN THE GENERAL ASSEMBLY

## 41ST REPRESENTATIVE DISTRICT

Vote for not more than 1

01 = Grant Wehrli

1,990 100.00

-----  
01  
-----

0019 DU PAGE PCT 001	102
0020 DU PAGE PCT 002	134
0025 DU PAGE PCT 007	89
0270 WHEATLAND PCT 005	157
0271 WHEATLAND PCT 006	138
0272 WHEATLAND PCT 007	137
0273 WHEATLAND PCT 008	121
0274 WHEATLAND PCT 009	167
0275 WHEATLAND PCT 010	109
0277 WHEATLAND PCT 012	53
0278 WHEATLAND PCT 013	105
0279 WHEATLAND PCT 014	157
0280 WHEATLAND PCT 015	78
0281 WHEATLAND PCT 016	17
0282 WHEATLAND PCT 017	113
0283 WHEATLAND PCT 018	129
0285 WHEATLAND PCT 020	144
0286 WHEATLAND PCT 021	40

=====

Total Republican Ballots Cast for  
41<sup>st</sup> Representative District

2,208

## ABSTRACT OF VOTES

WILL COUNTY, ILLINOIS  
GENERAL PRIMARY ELECTION  
MARCH 17, 2020  
REPUBLICAN

OFFICIAL RESULTS

REPORT-EL52

PAGE 0036

## REPRESENTATIVE IN THE GENERAL ASSEMBLY

## 75TH REPRESENTATIVE DISTRICT

Vote for not more than 1

01 = David Allen Welter

VOTES PERCENT

1,233 100.00

	01
0001 CHANNAHON PCT 001	103
0002 CHANNAHON PCT 002	142
0005 CHANNAHON PCT 005	0
0018 CUSTER PCT 001	98
0056 FLORENCE PCT 001	5
0237 REED PCT 001	115
0238 REED PCT 002	136
0239 REED PCT 003	140
0265 WESLEY PCT 001	135
0301 WILMINGTON PCT 001	119
0302 WILMINGTON PCT 002	93
0303 WILMINGTON PCT 003	147

Total Republican Ballots Cast for  
75<sup>th</sup> Representative District

1,345

ABSTRACT OF VOTES

WILL COUNTY, ILLINOIS  
 GENERAL PRIMARY ELECTION  
 MARCH 17, 2020  
 REPUBLICAN

OFFICIAL RESULTS

REPORT-EL52

PAGE 0037

REPRESENTATIVE IN THE GENERAL ASSEMBLY  
 79TH REPRESENTATIVE DISTRICT  
 Vote for not more than 1  
 01 = Jackie Haas

VOTES PERCENT

0200 PEOTONE PCT 001	253
0201 PEOTONE PCT 002	274
0262 WASHINGTON PCT 001	34
0300 WILL PCT 001	74
0304 WILTON PCT 001	14

649 100.00

Total Republican Ballots Cast for  
 79<sup>th</sup> Representative District

781

=====

## ABSTRACT OF VOTES

WILL COUNTY, ILLINOIS  
GENERAL PRIMARY ELECTION  
MARCH 17, 2020  
REPUBLICAN

OFFICIAL RESULTS

REPORT-EL52

PAGE 0038

REPRESENTATIVE IN THE GENERAL ASSEMBLY  
80TH REPRESENTATIVE DISTRICT  
Vote for not more than 1  
01 = NO CANDIDATE FILED

VOTES PERCENT

0

-----  
01  
-----

0006 CRETE PCT 001	0
0056 FLORENCE PCT 001	0
0067 FRANKFORT PCT 011	0
0073 FRANKFORT PCT 017	0
0079 FRANKFORT PCT 023	0
0081 FRANKFORT PCT 025	0
0082 FRANKFORT PCT 026	0
0083 FRANKFORT PCT 027	0
0084 FRANKFORT PCT 028	0
0085 GREEN GARDEN PCT 001	0
0086 GREEN GARDEN PCT 002	0
0168 MANHATTAN PCT 001	0
0169 MANHATTAN PCT 002	0
0170 MANHATTAN PCT 003	0
0171 MANHATTAN PCT 004	0
0172 MONEE PCT 001	0
0173 MONEE PCT 002	0
0176 MONEE PCT 005	0
0177 MONEE PCT 006	0
0178 MONEE PCT 007	0
0195 NEW LENOX PCT 016	0
0196 NEW LENOX PCT 017	0
0197 NEW LENOX PCT 018	0
0198 NEW LENOX PCT 019	0
0199 NEW LENOX PCT 020	0
0200 PEOTONE PCT 001	0
0304 WILTON PCT 001	0

=====

Total Republican Ballots Cast for  
80<sup>th</sup> Representative District

2,401

ABSTRACT OF VOTES

WILL COUNTY, ILLINOIS  
GENERAL PRIMARY ELECTION  
MARCH 17, 2020  
REPUBLICAN

OFFICIAL RESULTS

REPORT-EL52

PAGE 0039

REPRESENTATIVE IN THE GENERAL ASSEMBLY  
81ST REPRESENTATIVE DISTRICT  
Vote for not more than 1  
01 = Laura Hois

VOTES PERCENT

184 100.00

-----  
01  
-----

0021 DU PAGE PCT 003 121  
0022 DU PAGE PCT 004 45  
0025 DU PAGE PCT 007 18

Total Republican Ballots Cast for  
81<sup>st</sup> Representative District

**211**

=====



ABSTRACT OF VOTES

WILL COUNTY, ILLINOIS  
GENERAL PRIMARY ELECTION  
MARCH 17, 2020  
REPUBLICAN

OFFICIAL RESULTS

REPORT-EL52

PAGE 0040

REPRESENTATIVE IN THE GENERAL ASSEMBLY  
82ND REPRESENTATIVE DISTRICT  
Vote for not more than 1  
01 = Jim Durkin

VOTES PERCENT

1,472 100.00

	01
0087 HOMER PCT 001	109
0088 HOMER PCT 002	138
0089 HOMER PCT 003	95
0090 HOMER PCT 004	149
0091 HOMER PCT 005	109
0092 HOMER PCT 006	112
0093 HOMER PCT 007	118
0094 HOMER PCT 008	124
0095 HOMER PCT 009	85
0096 HOMER PCT 010	108
0097 HOMER PCT 011	111
0098 HOMER PCT 012	102
0103 HOMER PCT 017	112

Total Republican Ballots Cast for  
82<sup>nd</sup> Representative District

1,658

ABSTRACT OF VOTES

WILL COUNTY, ILLINOIS  
GENERAL PRIMARY ELECTION  
MARCH 17, 2020  
REPUBLICAN

OFFICIAL RESULTS

REPORT-EL52

PAGE 0041

VOTES PERCENT

REPRESENTATIVE IN THE GENERAL ASSEMBLY

84TH REPRESENTATIVE DISTRICT

Vote for not more than 1

01 = NO CANDIDATE FILED

0

01

0266 WHEATLAND PCT 001	0
0267 WHEATLAND PCT 002	0
0268 WHEATLAND PCT 003	0
0269 WHEATLAND PCT 004	0
0276 WHEATLAND PCT 011	0
0277 WHEATLAND PCT 012	0
0296 WHEATLAND PCT 031	0
0297 WHEATLAND PCT 032	0
0298 WHEATLAND PCT 033	0
0299 WHEATLAND PCT 034	0

Total Republican Ballots Cast for  
84<sup>th</sup> Representative District

1,090

ABSTRACT OF VOTES

WILL COUNTY, ILLINOIS  
GENERAL PRIMARY ELECTION  
MARCH 17, 2020  
REPUBLICAN

OFFICIAL RESULTS

REPORT-EL52

PAGE 0042

REPRESENTATIVE IN THE GENERAL ASSEMBLY  
85TH REPRESENTATIVE DISTRICT  
Vote for not more than 1  
01 = Ron Doweidt

VOTES PERCENT

2,608 100.00

	-----
	01
	-----
0022 DU PAGE PCT 004	17
0023 DU PAGE PCT 005	66
0024 DU PAGE PCT 006	61
0026 DU PAGE PCT 008	56
0028 DU PAGE PCT 010	47
0029 DU PAGE PCT 011	45
0030 DU PAGE PCT 012	56
0031 DU PAGE PCT 013	52
0035 DU PAGE PCT 017	69
0036 DU PAGE PCT 018	76
0037 DU PAGE PCT 019	61
0038 DU PAGE PCT 020	47
0039 DU PAGE PCT 021	70
0040 DU PAGE PCT 022	91
0043 DU PAGE PCT 025	45
0044 DU PAGE PCT 026	63
0045 DU PAGE PCT 027	45
0046 DU PAGE PCT 028	43
0048 DU PAGE PCT 030	40
0050 DU PAGE PCT 032	100
0051 DU PAGE PCT 033	65
0054 DU PAGE PCT 036	54
0055 DU PAGE PCT 037	77
0145 LOCKPORT PCT 002	74
0146 LOCKPORT PCT 003	64
0147 LOCKPORT PCT 004	62
0148 LOCKPORT PCT 005	148
0153 LOCKPORT PCT 010	117
0154 LOCKPORT PCT 011	122
0155 LOCKPORT PCT 012	108
0158 LOCKPORT PCT 015	55
0159 LOCKPORT PCT 016	120
0160 LOCKPORT PCT 017	146
0161 LOCKPORT PCT 018	105
0162 LOCKPORT PCT 019	124
0166 LOCKPORT PCT 023	7
0167 LOCKPORT PCT 024	10

=====

Total Republican Ballots Cast for 85 <sup>th</sup> Representative District  <b>2,954</b>
---

## ABSTRACT OF VOTES

WILL COUNTY, ILLINOIS  
GENERAL PRIMARY ELECTION  
MARCH 17, 2020  
REPUBLICAN

OFFICIAL RESULTS

REPORT-EL52

PAGE 0043

REPRESENTATIVE IN THE GENERAL ASSEMBLY  
86TH REPRESENTATIVE DISTRICT  
Vote for not more than 1  
01 = NO CANDIDATE FILED

VOTES PERCENT

0

-----  
01  
-----

0003 CHANNAHON PCT 003	0
0004 CHANNAHON PCT 004	0
0005 CHANNAHON PCT 005	0
0105 JACKSON PCT 001	0
0106 JACKSON PCT 002	0
0109 JOLIET PCT 003	0
0110 JOLIET PCT 004	0
0111 JOLIET PCT 005	0
0112 JOLIET PCT 006	0
0113 JOLIET PCT 007	0
0116 JOLIET PCT 010	0
0117 JOLIET PCT 011	0
0118 JOLIET PCT 012	0
0119 JOLIET PCT 013	0
0120 JOLIET PCT 014	0
0121 JOLIET PCT 015	0
0122 JOLIET PCT 016	0
0123 JOLIET PCT 017	0
0124 JOLIET PCT 018	0
0125 JOLIET PCT 019	0
0126 JOLIET PCT 020	0
0127 JOLIET PCT 021	0
0128 JOLIET PCT 022	0
0129 JOLIET PCT 023	0
0130 JOLIET PCT 024	0
0131 JOLIET PCT 025	0
0132 JOLIET PCT 026	0
0133 JOLIET PCT 027	0
0134 JOLIET PCT 028	0
0135 JOLIET PCT 029	0
0136 JOLIET PCT 030	0
0137 JOLIET PCT 031	0
0138 JOLIET PCT 032	0
0139 JOLIET PCT 033	0
0140 JOLIET PCT 034	0
0141 JOLIET PCT 035	0
0142 JOLIET PCT 036	0
0143 JOLIET PCT 037	0
0162 LOCKPORT PCT 019	0
0164 LOCKPORT PCT 021	0
0165 LOCKPORT PCT 022	0
0166 LOCKPORT PCT 023	0
0242 TROY PCT 003	0
0248 TROY PCT 009	0
0250 TROY PCT 011	0
0251 TROY PCT 012	0
0255 TROY PCT 016	0
0257 TROY PCT 018	0
0258 TROY PCT 019	0

Total Republican Ballots Cast for  
86<sup>th</sup> Representative District

3,191

ABSTRACT OF VOTES

WILL COUNTY, ILLINOIS  
GENERAL PRIMARY ELECTION  
MARCH 17, 2020  
REPUBLICAN

OFFICIAL RESULTS

REPORT-EL52

PAGE 0044

VOTES PERCENT

REPRESENTATIVE IN THE GENERAL ASSEMBLY  
97TH REPRESENTATIVE DISTRICT  
Vote for not more than 1  
01 = Mark Batinick

4,376 100.00

-----  
01  
-----

0202 PLAINFIELD PCT 001	105
0203 PLAINFIELD PCT 002	96
0204 PLAINFIELD PCT 003	134
0209 PLAINFIELD PCT 008	86
0210 PLAINFIELD PCT 009	134
0211 PLAINFIELD PCT 010	110
0214 PLAINFIELD PCT 013	161
0215 PLAINFIELD PCT 014	115
0216 PLAINFIELD PCT 015	133
0217 PLAINFIELD PCT 016	115
0220 PLAINFIELD PCT 019	73
0221 PLAINFIELD PCT 020	128
0223 PLAINFIELD PCT 022	136
0226 PLAINFIELD PCT 025	65
0227 PLAINFIELD PCT 026	26
0228 PLAINFIELD PCT 027	45
0240 TROY PCT 001	72
0246 TROY PCT 007	126
0247 TROY PCT 008	125
0249 TROY PCT 010	115
0252 TROY PCT 013	193
0253 TROY PCT 014	105
0254 TROY PCT 015	125
0256 TROY PCT 017	155
0259 TROY PCT 020	155
0260 TROY PCT 021	126
0261 TROY PCT 022	82
0266 WHEATLAND PCT 001	127
0276 WHEATLAND PCT 011	75
0278 WHEATLAND PCT 013	1
0281 WHEATLAND PCT 016	105
0286 WHEATLAND PCT 021	62
0287 WHEATLAND PCT 022	0
0288 WHEATLAND PCT 023	89
0289 WHEATLAND PCT 024	102
0290 WHEATLAND PCT 025	111
0291 WHEATLAND PCT 026	191
0292 WHEATLAND PCT 027	35
0293 WHEATLAND PCT 028	153
0294 WHEATLAND PCT 029	148
0295 WHEATLAND PCT 030	136

=====

Total Republican Ballots Cast for 97 <sup>th</sup> Representative District  4,654
--

REPRESENTATIVE IN THE GENERAL ASSEMBLY  
98TH REPRESENTATIVE DISTRICT  
Vote for not more than 1  
01 = NO CANDIDATE FILED

VOTES PERCENT

0


-----  
01  
-----

0027 DU PAGE PCT 009	0
0032 DU PAGE PCT 014	0
0033 DU PAGE PCT 015	0
0034 DU PAGE PCT 016	0
0041 DU PAGE PCT 023	0
0042 DU PAGE PCT 024	0
0047 DU PAGE PCT 029	0
0049 DU PAGE PCT 031	0
0052 DU PAGE PCT 034	0
0053 DU PAGE PCT 035	0
0054 DU PAGE PCT 036	0
0107 JOLIET PCT 001	0
0108 JOLIET PCT 002	0
0114 JOLIET PCT 008	0
0115 JOLIET PCT 009	0
0144 LOCKPORT PCT 001	0
0149 LOCKPORT PCT 006	0
0150 LOCKPORT PCT 007	0
0151 LOCKPORT PCT 008	0
0152 LOCKPORT PCT 009	0
0156 LOCKPORT PCT 013	0
0157 LOCKPORT PCT 014	0
0163 LOCKPORT PCT 020	0
0205 PLAINFIELD PCT 004	0
0206 PLAINFIELD PCT 005	0
0207 PLAINFIELD PCT 006	0
0208 PLAINFIELD PCT 007	0
0212 PLAINFIELD PCT 011	0
0213 PLAINFIELD PCT 012	0
0218 PLAINFIELD PCT 017	0
0219 PLAINFIELD PCT 018	0
0222 PLAINFIELD PCT 021	0
0224 PLAINFIELD PCT 023	0
0225 PLAINFIELD PCT 024	0
0227 PLAINFIELD PCT 026	0
0228 PLAINFIELD PCT 027	0
0229 PLAINFIELD PCT 028	0
0230 PLAINFIELD PCT 029	0
0231 PLAINFIELD PCT 030	0
0232 PLAINFIELD PCT 031	0
0233 PLAINFIELD PCT 032	0
0234 PLAINFIELD PCT 033	0
0235 PLAINFIELD PCT 034	0
0236 PLAINFIELD PCT 035	0
0240 TROY PCT 001	0
0241 TROY PCT 002	0
0243 TROY PCT 004	0
0244 TROY PCT 005	0
0245 TROY PCT 006	0
0248 TROY PCT 009	0
0284 WHEATLAND PCT 019	0
0287 WHEATLAND PCT 022	0
0291 WHEATLAND PCT 026	0
0292 WHEATLAND PCT 027	0

Total Republican Ballots Cast for  
98<sup>th</sup> Representative District

3,962

# REPUBLICAN PARTY



## COUNTY OFFICES SUMMARY

CIRCUIT CLERK  
RECORDER OF DEEDS  
STATE'S ATTORNEY  
COUNTY AUDITOR  
CORONER  
CHIEF EXECUTIVE OFFICER

**LAUREN STALEY FERRY**

**WILL COUNTY CLERK**

[www.thewillcountyclerk.com](http://www.thewillcountyclerk.com)

## ABSTRACT OF VOTES

WILL COUNTY, ILLINOIS  
GENERAL PRIMARY ELECTION  
MARCH 17, 2020  
REPUBLICAN

OFFICIAL RESULTS

REPORT-EL52

PAGE 0046

## CIRCUIT CLERK

Vote for not more than 1

01 = NO CANDIDATE FILED

02 = WRITE-IN

VOTES PERCENT

0

1,901 100.00

-----  
01 02  
-----

0001 CHANNAHON PCT 001  
0002 CHANNAHON PCT 002  
0003 CHANNAHON PCT 003  
0004 CHANNAHON PCT 004  
0005 CHANNAHON PCT 005  
0006 CRETE PCT 001  
0007 CRETE PCT 002  
0008 CRETE PCT 003  
0009 CRETE PCT 004  
0010 CRETE PCT 005  
0011 CRETE PCT 006  
0012 CRETE PCT 007  
0013 CRETE PCT 008  
0014 CRETE PCT 009  
0015 CRETE PCT 010  
0016 CRETE PCT 011  
0017 CRETE PCT 012  
0018 CUSTER PCT 001  
0019 DU PAGE PCT 001  
0020 DU PAGE PCT 002  
0021 DU PAGE PCT 003  
0022 DU PAGE PCT 004  
0023 DU PAGE PCT 005  
0024 DU PAGE PCT 006  
0025 DU PAGE PCT 007  
0026 DU PAGE PCT 008  
0027 DU PAGE PCT 009  
0028 DU PAGE PCT 010  
0029 DU PAGE PCT 011  
0030 DU PAGE PCT 012  
0031 DU PAGE PCT 013  
0032 DU PAGE PCT 014  
0033 DU PAGE PCT 015  
0034 DU PAGE PCT 016  
0035 DU PAGE PCT 017  
0036 DU PAGE PCT 018  
0037 DU PAGE PCT 019  
0038 DU PAGE PCT 020  
0039 DU PAGE PCT 021  
0040 DU PAGE PCT 022  
0041 DU PAGE PCT 023  
0042 DU PAGE PCT 024  
0043 DU PAGE PCT 025  
0044 DU PAGE PCT 026  
0045 DU PAGE PCT 027  
0046 DU PAGE PCT 028  
0047 DU PAGE PCT 029  
0048 DU PAGE PCT 030  
0049 DU PAGE PCT 031  
0050 DU PAGE PCT 032  
0051 DU PAGE PCT 033  
0052 DU PAGE PCT 034  
0053 DU PAGE PCT 035  
0054 DU PAGE PCT 036

0 4  
0 16  
0 7  
0 2  
0 12  
0 2  
0 2  
0 0  
0 3  
0 1  
0 5  
0 0  
0 2  
0 1  
0 2  
0 4  
0 4  
0 3  
0 2  
0 7  
0 3  
0 4  
0 5  
0 1  
0 1  
0 2  
0 3  
0 1  
0 5  
0 1  
0 1  
0 2  
0 3  
0 1  
0 2  
0 6  
0 4  
0 8  
0 3  
0 6  
0 3  
0 0  
0 3  
0 7  
0 3  
0 1  
0 4  
0 1  
0 1  
0 11  
0 1  
0 2  
0 0  
0 10



## ABSTRACT OF VOTES

WILL COUNTY, ILLINOIS  
GENERAL PRIMARY ELECTION  
MARCH 17, 2020  
REPUBLICAN

OFFICIAL RESULTS

REPORT-EL52

PAGE 0047

VOTES PERCENT

## CIRCUIT CLERK

Vote for not more than 1

01 = NO CANDIDATE FILED

02 = WRITE-IN

0  
1,901 100.00

(CONTINUED FROM PREVIOUS PAGE)

	01	02
0055 DU PAGE PCT 037	0	7
0056 FLORENCE PCT 001	0	2
0057 FRANKFORT PCT 001	0	10
0058 FRANKFORT PCT 002	0	2
0059 FRANKFORT PCT 003	0	9
0060 FRANKFORT PCT 004	0	5
0061 FRANKFORT PCT 005	0	10
0062 FRANKFORT PCT 006	0	5
0063 FRANKFORT PCT 007	0	5
0064 FRANKFORT PCT 008	0	9
0065 FRANKFORT PCT 009	0	8
0066 FRANKFORT PCT 010	0	12
0067 FRANKFORT PCT 011	0	3
0068 FRANKFORT PCT 012	0	5
0069 FRANKFORT PCT 013	0	3
0070 FRANKFORT PCT 014	0	40
0071 FRANKFORT PCT 015	0	9
0072 FRANKFORT PCT 016	0	2
0073 FRANKFORT PCT 017	0	15
0074 FRANKFORT PCT 018	0	6
0075 FRANKFORT PCT 019	0	7
0076 FRANKFORT PCT 020	0	7
0077 FRANKFORT PCT 021	0	4
0078 FRANKFORT PCT 022	0	6
0079 FRANKFORT PCT 023	0	2
0080 FRANKFORT PCT 024	0	45
0081 FRANKFORT PCT 025	0	5
0082 FRANKFORT PCT 026	0	23
0083 FRANKFORT PCT 027	0	1
0084 FRANKFORT PCT 028	0	4
0085 GREEN GARDEN PCT 001	0	10
0086 GREEN GARDEN PCT 002	0	13
0087 HOMER PCT 001	0	8
0088 HOMER PCT 002	0	3
0089 HOMER PCT 003	0	3
0090 HOMER PCT 004	0	4
0091 HOMER PCT 005	0	7
0092 HOMER PCT 006	0	8
0093 HOMER PCT 007	0	13
0094 HOMER PCT 008	0	0
0095 HOMER PCT 009	0	2
0096 HOMER PCT 010	0	4
0097 HOMER PCT 011	0	3
0098 HOMER PCT 012	0	5
0099 HOMER PCT 013	0	6
0100 HOMER PCT 014	0	5
0101 HOMER PCT 015	0	5
0102 HOMER PCT 016	0	6
0103 HOMER PCT 017	0	6
0104 HOMER PCT 018	0	3
0105 JACKSON PCT 001	0	3
0106 JACKSON PCT 002	0	3
0107 JOLIET PCT 001	0	1
0108 JOLIET PCT 002	0	4

## ABSTRACT OF VOTES

WILL COUNTY, ILLINOIS  
GENERAL PRIMARY ELECTION  
MARCH 17, 2020  
REPUBLICAN

OFFICIAL RESULTS

REPORT-EL52

PAGE 0048

VOTES PERCENT

## CIRCUIT CLERK

Vote for not more than 1

01 = NO CANDIDATE FILED

02 = WRITE-IN

0

1,901 100.00

(CONTINUED FROM PREVIOUS PAGE)

	01	02
0109 JOLIET PCT 003	0	3
0110 JOLIET PCT 004	0	4
0111 JOLIET PCT 005	0	0
0112 JOLIET PCT 006	0	0
0113 JOLIET PCT 007	0	2
0114 JOLIET PCT 008	0	4
0115 JOLIET PCT 009	0	3
0116 JOLIET PCT 010	0	1
0117 JOLIET PCT 011	0	3
0118 JOLIET PCT 012	0	4
0119 JOLIET PCT 013	0	0
0120 JOLIET PCT 014	0	1
0121 JOLIET PCT 015	0	2
0122 JOLIET PCT 016	0	2
0123 JOLIET PCT 017	0	4
0124 JOLIET PCT 018	0	6
0125 JOLIET PCT 019	0	1
0126 JOLIET PCT 020	0	3
0127 JOLIET PCT 021	0	4
0128 JOLIET PCT 022	0	4
0129 JOLIET PCT 023	0	1
0130 JOLIET PCT 024	0	2
0131 JOLIET PCT 025	0	4
0132 JOLIET PCT 026	0	2
0133 JOLIET PCT 027	0	0
0134 JOLIET PCT 028	0	2
0135 JOLIET PCT 029	0	1
0136 JOLIET PCT 030	0	7
0137 JOLIET PCT 031	0	3
0138 JOLIET PCT 032	0	0
0139 JOLIET PCT 033	0	6
0140 JOLIET PCT 034	0	0
0141 JOLIET PCT 035	0	5
0142 JOLIET PCT 036	0	0
0143 JOLIET PCT 037	0	0
0144 LOCKPORT PCT 001	0	4
0145 LOCKPORT PCT 002	0	7
0146 LOCKPORT PCT 003	0	5
0147 LOCKPORT PCT 004	0	1
0148 LOCKPORT PCT 005	0	3
0149 LOCKPORT PCT 006	0	3
0150 LOCKPORT PCT 007	0	2
0151 LOCKPORT PCT 008	0	0
0152 LOCKPORT PCT 009	0	3
0153 LOCKPORT PCT 010	0	6
0154 LOCKPORT PCT 011	0	10
0155 LOCKPORT PCT 012	0	4
0156 LOCKPORT PCT 013	0	37
0157 LOCKPORT PCT 014	0	7
0158 LOCKPORT PCT 015	0	6
0159 LOCKPORT PCT 016	0	7
0160 LOCKPORT PCT 017	0	9
0161 LOCKPORT PCT 018	0	6
0162 LOCKPORT PCT 019	0	3

## ABSTRACT OF VOTES

WILL COUNTY, ILLINOIS  
GENERAL PRIMARY ELECTION  
MARCH 17, 2020  
REPUBLICAN

OFFICIAL RESULTS

REPORT-EL52

PAGE 0049

VOTES PERCENT

## CIRCUIT CLERK

Vote for not more than 1

01 = NO CANDIDATE FILED

02 = WRITE-IN

0  
1,901 100.00

(CONTINUED FROM PREVIOUS PAGE)

	01	02
0163 LOCKPORT PCT 020	0	3
0164 LOCKPORT PCT 021	0	0
0165 LOCKPORT PCT 022	0	2
0166 LOCKPORT PCT 023	0	4
0167 LOCKPORT PCT 024	0	1
0168 MANHATTAN PCT 001	0	5
0169 MANHATTAN PCT 002	0	3
0170 MANHATTAN PCT 003	0	10
0171 MANHATTAN PCT 004	0	5
0172 MONEE PCT 001	0	2
0173 MONEE PCT 002	0	0
0174 MONEE PCT 003	0	4
0175 MONEE PCT 004	0	3
0176 MONEE PCT 005	0	0
0177 MONEE PCT 006	0	0
0178 MONEE PCT 007	0	3
0179 MONEE PCT 008	0	6
0180 NEW LENOX PCT 001	0	11
0181 NEW LENOX PCT 002	0	26
0182 NEW LENOX PCT 003	0	15
0183 NEW LENOX PCT 004	0	7
0184 NEW LENOX PCT 005	0	8
0185 NEW LENOX PCT 006	0	33
0186 NEW LENOX PCT 007	0	26
0187 NEW LENOX PCT 008	0	35
0188 NEW LENOX PCT 009	0	18
0189 NEW LENOX PCT 010	0	15
0190 NEW LENOX PCT 011	0	22
0191 NEW LENOX PCT 012	0	9
0192 NEW LENOX PCT 013	0	18
0193 NEW LENOX PCT 014	0	18
0194 NEW LENOX PCT 015	0	24
0195 NEW LENOX PCT 016	0	21
0196 NEW LENOX PCT 017	0	4
0197 NEW LENOX PCT 018	0	5
0198 NEW LENOX PCT 019	0	5
0199 NEW LENOX PCT 020	0	6
0200 PEOTONE PCT 001	0	19
0201 PEOTONE PCT 002	0	14
0202 PLAINFIELD PCT 001	0	4
0203 PLAINFIELD PCT 002	0	5
0204 PLAINFIELD PCT 003	0	7
0205 PLAINFIELD PCT 004	0	0
0206 PLAINFIELD PCT 005	0	4
0207 PLAINFIELD PCT 006	0	4
0208 PLAINFIELD PCT 007	0	0
0209 PLAINFIELD PCT 008	0	9
0210 PLAINFIELD PCT 009	0	10
0211 PLAINFIELD PCT 010	0	7
0212 PLAINFIELD PCT 011	0	0
0213 PLAINFIELD PCT 012	0	5
0214 PLAINFIELD PCT 013	0	9
0215 PLAINFIELD PCT 014	0	6
0216 PLAINFIELD PCT 015	0	17

## ABSTRACT OF VOTES

WILL COUNTY, ILLINOIS  
GENERAL PRIMARY ELECTION  
MARCH 17, 2020  
REPUBLICAN

OFFICIAL RESULTS

REPORT-EL52

PAGE 0050

VOTES PERCENT

## CIRCUIT CLERK

Vote for not more than 1

01 = NO CANDIDATE FILED

02 = WRITE-IN

0

1,901 100.00

(CONTINUED FROM PREVIOUS PAGE)

	01	02
0217 PLAINFIELD PCT 016	0	7
0218 PLAINFIELD PCT 017	0	8
0219 PLAINFIELD PCT 018	0	4
0220 PLAINFIELD PCT 019	0	4
0221 PLAINFIELD PCT 020	0	7
0222 PLAINFIELD PCT 021	0	2
0223 PLAINFIELD PCT 022	0	10
0224 PLAINFIELD PCT 023	0	2
0225 PLAINFIELD PCT 024	0	2
0226 PLAINFIELD PCT 025	0	4
0227 PLAINFIELD PCT 026	0	4
0228 PLAINFIELD PCT 027	0	4
0229 PLAINFIELD PCT 028	0	1
0230 PLAINFIELD PCT 029	0	0
0231 PLAINFIELD PCT 030	0	7
0232 PLAINFIELD PCT 031	0	4
0233 PLAINFIELD PCT 032	0	3
0234 PLAINFIELD PCT 033	0	6
0235 PLAINFIELD PCT 034	0	6
0236 PLAINFIELD PCT 035	0	2
0237 REED PCT 001	0	8
0238 REED PCT 002	0	2
0239 REED PCT 003	0	10
0240 TROY PCT 001	0	6
0241 TROY PCT 002	0	1
0242 TROY PCT 003	0	5
0243 TROY PCT 004	0	4
0244 TROY PCT 005	0	2
0245 TROY PCT 006	0	0
0246 TROY PCT 007	0	7
0247 TROY PCT 008	0	12
0248 TROY PCT 009	0	3
0249 TROY PCT 010	0	5
0250 TROY PCT 011	0	11
0251 TROY PCT 012	0	5
0252 TROY PCT 013	0	6
0253 TROY PCT 014	0	2
0254 TROY PCT 015	0	25
0255 TROY PCT 016	0	4
0256 TROY PCT 017	0	14
0257 TROY PCT 018	0	1
0258 TROY PCT 019	0	2
0259 TROY PCT 020	0	9
0260 TROY PCT 021	0	14
0261 TROY PCT 022	0	4
0262 WASHINGTON PCT 001	0	10
0263 WASHINGTON PCT 002	0	1
0264 WASHINGTON PCT 003	0	2
0265 WESLEY PCT 001	0	12
0266 WHEATLAND PCT 001	0	17
0267 WHEATLAND PCT 002	0	5
0268 WHEATLAND PCT 003	0	5
0269 WHEATLAND PCT 004	0	2
0270 WHEATLAND PCT 005	0	14

## ABSTRACT OF VOTES

WILL COUNTY, ILLINOIS  
 GENERAL PRIMARY ELECTION  
 MARCH 17, 2020  
 REPUBLICAN

OFFICIAL RESULTS

REPORT-EL52

PAGE 0051

VOTES PERCENT

## CIRCUIT CLERK

Vote for not more than 1

01 = NO CANDIDATE FILED

02 = WRITE-IN

0  
 1,901 100.00

(CONTINUED FROM PREVIOUS PAGE)

	01	02
0271 WHEATLAND PCT 006	0	4
0272 WHEATLAND PCT 007	0	13
0273 WHEATLAND PCT 008	0	9
0274 WHEATLAND PCT 009	0	41
0275 WHEATLAND PCT 010	0	9
0276 WHEATLAND PCT 011	0	9
0277 WHEATLAND PCT 012	0	6
0278 WHEATLAND PCT 013	0	6
0279 WHEATLAND PCT 014	0	11
0280 WHEATLAND PCT 015	0	7
0281 WHEATLAND PCT 016	0	9
0282 WHEATLAND PCT 017	0	13
0283 WHEATLAND PCT 018	0	13
0284 WHEATLAND PCT 019	0	1
0285 WHEATLAND PCT 020	0	9
0286 WHEATLAND PCT 021	0	3
0287 WHEATLAND PCT 022	0	3
0288 WHEATLAND PCT 023	0	12
0289 WHEATLAND PCT 024	0	4
0290 WHEATLAND PCT 025	0	9
0291 WHEATLAND PCT 026	0	6
0292 WHEATLAND PCT 027	0	4
0293 WHEATLAND PCT 028	0	14
0294 WHEATLAND PCT 029	0	6
0295 WHEATLAND PCT 030	0	10
0296 WHEATLAND PCT 031	0	5
0297 WHEATLAND PCT 032	0	5
0298 WHEATLAND PCT 033	0	2
0299 WHEATLAND PCT 034	0	6
0300 WILL PCT 001	0	9
0301 WILMINGTON PCT 001	0	5
0302 WILMINGTON PCT 002	0	6
0303 WILMINGTON PCT 003	0	14
0304 WILTON PCT 001	0	4

## ABSTRACT OF VOTES

WILL COUNTY, ILLINOIS  
GENERAL PRIMARY ELECTION  
MARCH 17, 2020  
REPUBLICAN

OFFICIAL RESULTS

REPORT-EL52

PAGE 0052

VOTES PERCENT

## RECORDER OF DEEDS

Vote for not more than 1

01 = Gretchen Fritz

27,365 100.00

-----  
01

-----

0001 CHANNAHON PCT 001	101
0002 CHANNAHON PCT 002	141
0003 CHANNAHON PCT 003	115
0004 CHANNAHON PCT 004	120
0005 CHANNAHON PCT 005	104
0006 CRETE PCT 001	40
0007 CRETE PCT 002	45
0008 CRETE PCT 003	58
0009 CRETE PCT 004	47
0010 CRETE PCT 005	25
0011 CRETE PCT 006	75
0012 CRETE PCT 007	44
0013 CRETE PCT 008	75
0014 CRETE PCT 009	81
0015 CRETE PCT 010	62
0016 CRETE PCT 011	100
0017 CRETE PCT 012	69
0018 CUSTER PCT 001	93
0019 DU PAGE PCT 001	97
0020 DU PAGE PCT 002	126
0021 DU PAGE PCT 003	117
0022 DU PAGE PCT 004	62
0023 DU PAGE PCT 005	63
0024 DU PAGE PCT 006	61
0025 DU PAGE PCT 007	90
0026 DU PAGE PCT 008	53
0027 DU PAGE PCT 009	55
0028 DU PAGE PCT 010	47
0029 DU PAGE PCT 011	46
0030 DU PAGE PCT 012	58
0031 DU PAGE PCT 013	49
0032 DU PAGE PCT 014	63
0033 DU PAGE PCT 015	60
0034 DU PAGE PCT 016	52
0035 DU PAGE PCT 017	67
0036 DU PAGE PCT 018	73
0037 DU PAGE PCT 019	59
0038 DU PAGE PCT 020	43
0039 DU PAGE PCT 021	71
0040 DU PAGE PCT 022	88
0041 DU PAGE PCT 023	49
0042 DU PAGE PCT 024	55
0043 DU PAGE PCT 025	45
0044 DU PAGE PCT 026	63
0045 DU PAGE PCT 027	44
0046 DU PAGE PCT 028	44
0047 DU PAGE PCT 029	56
0048 DU PAGE PCT 030	37
0049 DU PAGE PCT 031	46
0050 DU PAGE PCT 032	100
0051 DU PAGE PCT 033	61
0052 DU PAGE PCT 034	105
0053 DU PAGE PCT 035	14
0054 DU PAGE PCT 036	81
0055 DU PAGE PCT 037	72

## ABSTRACT OF VOTES

WILL COUNTY, ILLINOIS  
GENERAL PRIMARY ELECTION  
MARCH 17, 2020  
REPUBLICAN

OFFICIAL RESULTS

REPORT-EL52

PAGE 0053

VOTES PERCENT

## RECORDER OF DEEDS

Vote for not more than 1  
01 = Gretchen Fritz

27,365 100.00

(CONTINUED FROM PREVIOUS PAGE)

-----  
01  
-----

0056 FLORENCE PCT 001	54
0057 FRANKFORT PCT 001	162
0058 FRANKFORT PCT 002	122
0059 FRANKFORT PCT 003	84
0060 FRANKFORT PCT 004	72
0061 FRANKFORT PCT 005	153
0062 FRANKFORT PCT 006	88
0063 FRANKFORT PCT 007	96
0064 FRANKFORT PCT 008	60
0065 FRANKFORT PCT 009	59
0066 FRANKFORT PCT 010	72
0067 FRANKFORT PCT 011	96
0068 FRANKFORT PCT 012	95
0069 FRANKFORT PCT 013	95
0070 FRANKFORT PCT 014	96
0071 FRANKFORT PCT 015	79
0072 FRANKFORT PCT 016	85
0073 FRANKFORT PCT 017	154
0074 FRANKFORT PCT 018	101
0075 FRANKFORT PCT 019	89
0076 FRANKFORT PCT 020	82
0077 FRANKFORT PCT 021	74
0078 FRANKFORT PCT 022	93
0079 FRANKFORT PCT 023	74
0080 FRANKFORT PCT 024	80
0081 FRANKFORT PCT 025	82
0082 FRANKFORT PCT 026	84
0083 FRANKFORT PCT 027	81
0084 FRANKFORT PCT 028	103
0085 GREEN GARDEN PCT 001	217
0086 GREEN GARDEN PCT 002	235
0087 HOMER PCT 001	105
0088 HOMER PCT 002	132
0089 HOMER PCT 003	89
0090 HOMER PCT 004	145
0091 HOMER PCT 005	105
0092 HOMER PCT 006	112
0093 HOMER PCT 007	109
0094 HOMER PCT 008	113
0095 HOMER PCT 009	83
0096 HOMER PCT 010	99
0097 HOMER PCT 011	105
0098 HOMER PCT 012	100
0099 HOMER PCT 013	135
0100 HOMER PCT 014	159
0101 HOMER PCT 015	127
0102 HOMER PCT 016	109
0103 HOMER PCT 017	108
0104 HOMER PCT 018	125
0105 JACKSON PCT 001	117
0106 JACKSON PCT 002	119
0107 JOLIET PCT 001	48
0108 JOLIET PCT 002	54
0109 JOLIET PCT 003	43
0110 JOLIET PCT 004	70

## ABSTRACT OF VOTES

WILL COUNTY, ILLINOIS  
GENERAL PRIMARY ELECTION  
MARCH 17, 2020  
REPUBLICAN

OFFICIAL RESULTS

REPORT-EL52

PAGE 0054

VOTES PERCENT

## RECORDER OF DEEDS

Vote for not more than 1  
01 = Gretchen Fritz

27,365 100.00

(CONTINUED FROM PREVIOUS PAGE)

-----  
01  
-----

0111 JOLIET PCT 005	9
0112 JOLIET PCT 006	8
0113 JOLIET PCT 007	25
0114 JOLIET PCT 008	72
0115 JOLIET PCT 009	35
0116 JOLIET PCT 010	66
0117 JOLIET PCT 011	57
0118 JOLIET PCT 012	34
0119 JOLIET PCT 013	8
0120 JOLIET PCT 014	8
0121 JOLIET PCT 015	40
0122 JOLIET PCT 016	38
0123 JOLIET PCT 017	72
0124 JOLIET PCT 018	112
0125 JOLIET PCT 019	59
0126 JOLIET PCT 020	58
0127 JOLIET PCT 021	73
0128 JOLIET PCT 022	56
0129 JOLIET PCT 023	30
0130 JOLIET PCT 024	49
0131 JOLIET PCT 025	69
0132 JOLIET PCT 026	57
0133 JOLIET PCT 027	18
0134 JOLIET PCT 028	8
0135 JOLIET PCT 029	24
0136 JOLIET PCT 030	75
0137 JOLIET PCT 031	49
0138 JOLIET PCT 032	3
0139 JOLIET PCT 033	71
0140 JOLIET PCT 034	11
0141 JOLIET PCT 035	63
0142 JOLIET PCT 036	20
0143 JOLIET PCT 037	46
0144 LOCKPORT PCT 001	205
0145 LOCKPORT PCT 002	72
0146 LOCKPORT PCT 003	62
0147 LOCKPORT PCT 004	62
0148 LOCKPORT PCT 005	143
0149 LOCKPORT PCT 006	56
0150 LOCKPORT PCT 007	48
0151 LOCKPORT PCT 008	25
0152 LOCKPORT PCT 009	123
0153 LOCKPORT PCT 010	117
0154 LOCKPORT PCT 011	118
0155 LOCKPORT PCT 012	110
0156 LOCKPORT PCT 013	221
0157 LOCKPORT PCT 014	119
0158 LOCKPORT PCT 015	53
0159 LOCKPORT PCT 016	115
0160 LOCKPORT PCT 017	140
0161 LOCKPORT PCT 018	103
0162 LOCKPORT PCT 019	125
0163 LOCKPORT PCT 020	90
0164 LOCKPORT PCT 021	59
0165 LOCKPORT PCT 022	65



## ABSTRACT OF VOTES

WILL COUNTY, ILLINOIS  
GENERAL PRIMARY ELECTION  
MARCH 17, 2020  
REPUBLICAN

OFFICIAL RESULTS

REPORT-EL52

PAGE 0055

VOTES PERCENT

## RECORDER OF DEEDS

Vote for not more than 1  
01 = Gretchen Fritz

27,365 100.00

(CONTINUED FROM PREVIOUS PAGE)

-----  
01

-----

0166 LOCKPORT PCT 023	71
0167 LOCKPORT PCT 024	10
0168 MANHATTAN PCT 001	84
0169 MANHATTAN PCT 002	101
0170 MANHATTAN PCT 003	168
0171 MANHATTAN PCT 004	79
0172 MONEE PCT 001	35
0173 MONEE PCT 002	9
0174 MONEE PCT 003	55
0175 MONEE PCT 004	99
0176 MONEE PCT 005	2
0177 MONEE PCT 006	6
0178 MONEE PCT 007	15
0179 MONEE PCT 008	71
0180 NEW LENOX PCT 001	58
0181 NEW LENOX PCT 002	126
0182 NEW LENOX PCT 003	90
0183 NEW LENOX PCT 004	120
0184 NEW LENOX PCT 005	139
0185 NEW LENOX PCT 006	124
0186 NEW LENOX PCT 007	146
0187 NEW LENOX PCT 008	136
0188 NEW LENOX PCT 009	147
0189 NEW LENOX PCT 010	140
0190 NEW LENOX PCT 011	151
0191 NEW LENOX PCT 012	122
0192 NEW LENOX PCT 013	111
0193 NEW LENOX PCT 014	158
0194 NEW LENOX PCT 015	128
0195 NEW LENOX PCT 016	151
0196 NEW LENOX PCT 017	144
0197 NEW LENOX PCT 018	85
0198 NEW LENOX PCT 019	107
0199 NEW LENOX PCT 020	201
0200 PEOTONE PCT 001	280
0201 PEOTONE PCT 002	269
0202 PLAINFIELD PCT 001	97
0203 PLAINFIELD PCT 002	90
0204 PLAINFIELD PCT 003	127
0205 PLAINFIELD PCT 004	20
0206 PLAINFIELD PCT 005	73
0207 PLAINFIELD PCT 006	48
0208 PLAINFIELD PCT 007	41
0209 PLAINFIELD PCT 008	83
0210 PLAINFIELD PCT 009	122
0211 PLAINFIELD PCT 010	104
0212 PLAINFIELD PCT 011	5
0213 PLAINFIELD PCT 012	61
0214 PLAINFIELD PCT 013	150
0215 PLAINFIELD PCT 014	107
0216 PLAINFIELD PCT 015	123
0217 PLAINFIELD PCT 016	102
0218 PLAINFIELD PCT 017	66
0219 PLAINFIELD PCT 018	56
0220 PLAINFIELD PCT 019	68

## ABSTRACT OF VOTES

WILL COUNTY, ILLINOIS  
GENERAL PRIMARY ELECTION  
MARCH 17, 2020  
REPUBLICAN

OFFICIAL RESULTS

REPORT-EL52

PAGE 0056

VOTES PERCENT

## RECORDER OF DEEDS

Vote for not more than 1

01 = Gretchen Fritz

27,365 100.00

(CONTINUED FROM PREVIOUS PAGE)

	01
0221 PLAINFIELD PCT 020	122
0222 PLAINFIELD PCT 021	89
0223 PLAINFIELD PCT 022	125
0224 PLAINFIELD PCT 023	71
0225 PLAINFIELD PCT 024	87
0226 PLAINFIELD PCT 025	63
0227 PLAINFIELD PCT 026	40
0228 PLAINFIELD PCT 027	60
0229 PLAINFIELD PCT 028	81
0230 PLAINFIELD PCT 029	82
0231 PLAINFIELD PCT 030	100
0232 PLAINFIELD PCT 031	60
0233 PLAINFIELD PCT 032	53
0234 PLAINFIELD PCT 033	117
0235 PLAINFIELD PCT 034	60
0236 PLAINFIELD PCT 035	65
0237 REED PCT 001	103
0238 REED PCT 002	136
0239 REED PCT 003	135
0240 TROY PCT 001	95
0241 TROY PCT 002	49
0242 TROY PCT 003	94
0243 TROY PCT 004	93
0244 TROY PCT 005	76
0245 TROY PCT 006	47
0246 TROY PCT 007	120
0247 TROY PCT 008	114
0248 TROY PCT 009	89
0249 TROY PCT 010	110
0250 TROY PCT 011	157
0251 TROY PCT 012	83
0252 TROY PCT 013	177
0253 TROY PCT 014	96
0254 TROY PCT 015	115
0255 TROY PCT 016	78
0256 TROY PCT 017	144
0257 TROY PCT 018	66
0258 TROY PCT 019	41
0259 TROY PCT 020	150
0260 TROY PCT 021	117
0261 TROY PCT 022	76
0262 WASHINGTON PCT 001	113
0263 WASHINGTON PCT 002	120
0264 WASHINGTON PCT 003	106
0265 WESLEY PCT 001	127
0266 WHEATLAND PCT 001	122
0267 WHEATLAND PCT 002	210
0268 WHEATLAND PCT 003	112
0269 WHEATLAND PCT 004	81
0270 WHEATLAND PCT 005	150
0271 WHEATLAND PCT 006	132
0272 WHEATLAND PCT 007	125
0273 WHEATLAND PCT 008	112
0274 WHEATLAND PCT 009	164
0275 WHEATLAND PCT 010	97

## ABSTRACT OF VOTES

WILL COUNTY, ILLINOIS  
GENERAL PRIMARY ELECTION  
MARCH 17, 2020  
REPUBLICAN

OFFICIAL RESULTS

REPORT-EL52

PAGE 0057

VOTES PERCENT

## RECORDER OF DEEDS

Vote for not more than 1  
01 = Gretchen Fritz

27,365 100.00

(CONTINUED FROM PREVIOUS PAGE)

-----  
01  
-----

0276 WHEATLAND PCT 011	128
0277 WHEATLAND PCT 012	115
0278 WHEATLAND PCT 013	100
0279 WHEATLAND PCT 014	140
0280 WHEATLAND PCT 015	74
0281 WHEATLAND PCT 016	121
0282 WHEATLAND PCT 017	105
0283 WHEATLAND PCT 018	122
0284 WHEATLAND PCT 019	39
0285 WHEATLAND PCT 020	140
0286 WHEATLAND PCT 021	92
0287 WHEATLAND PCT 022	56
0288 WHEATLAND PCT 023	85
0289 WHEATLAND PCT 024	95
0290 WHEATLAND PCT 025	104
0291 WHEATLAND PCT 026	180
0292 WHEATLAND PCT 027	76
0293 WHEATLAND PCT 028	139
0294 WHEATLAND PCT 029	136
0295 WHEATLAND PCT 030	131
0296 WHEATLAND PCT 031	54
0297 WHEATLAND PCT 032	112
0298 WHEATLAND PCT 033	64
0299 WHEATLAND PCT 034	142
0300 WILL PCT 001	187
0301 WILMINGTON PCT 001	116
0302 WILMINGTON PCT 002	92
0303 WILMINGTON PCT 003	148
0304 WILTON PCT 001	135

---

## ABSTRACT OF VOTES

WILL COUNTY, ILLINOIS  
GENERAL PRIMARY ELECTION  
MARCH 17, 2020  
REPUBLICAN

OFFICIAL RESULTS

REPORT-EL52

PAGE 0058

VOTES PERCENT

## STATE'S ATTORNEY

Vote for not more than 1

01 = NO CANDIDATE FILED

0

-----  
01  
-----

0001 CHANNAHON PCT 001	0
0002 CHANNAHON PCT 002	0
0003 CHANNAHON PCT 003	0
0004 CHANNAHON PCT 004	0
0005 CHANNAHON PCT 005	0
0006 CRETE PCT 001	0
0007 CRETE PCT 002	0
0008 CRETE PCT 003	0
0009 CRETE PCT 004	0
0010 CRETE PCT 005	0
0011 CRETE PCT 006	0
0012 CRETE PCT 007	0
0013 CRETE PCT 008	0
0014 CRETE PCT 009	0
0015 CRETE PCT 010	0
0016 CRETE PCT 011	0
0017 CRETE PCT 012	0
0018 CUSTER PCT 001	0
0019 DU PAGE PCT 001	0
0020 DU PAGE PCT 002	0
0021 DU PAGE PCT 003	0
0022 DU PAGE PCT 004	0
0023 DU PAGE PCT 005	0
0024 DU PAGE PCT 006	0
0025 DU PAGE PCT 007	0
0026 DU PAGE PCT 008	0
0027 DU PAGE PCT 009	0
0028 DU PAGE PCT 010	0
0029 DU PAGE PCT 011	0
0030 DU PAGE PCT 012	0
0031 DU PAGE PCT 013	0
0032 DU PAGE PCT 014	0
0033 DU PAGE PCT 015	0
0034 DU PAGE PCT 016	0
0035 DU PAGE PCT 017	0
0036 DU PAGE PCT 018	0
0037 DU PAGE PCT 019	0
0038 DU PAGE PCT 020	0
0039 DU PAGE PCT 021	0
0040 DU PAGE PCT 022	0
0041 DU PAGE PCT 023	0
0042 DU PAGE PCT 024	0
0043 DU PAGE PCT 025	0
0044 DU PAGE PCT 026	0
0045 DU PAGE PCT 027	0
0046 DU PAGE PCT 028	0
0047 DU PAGE PCT 029	0
0048 DU PAGE PCT 030	0
0049 DU PAGE PCT 031	0
0050 DU PAGE PCT 032	0
0051 DU PAGE PCT 033	0
0052 DU PAGE PCT 034	0
0053 DU PAGE PCT 035	0
0054 DU PAGE PCT 036	0
0055 DU PAGE PCT 037	0

## ABSTRACT OF VOTES

WILL COUNTY, ILLINOIS  
GENERAL PRIMARY ELECTION  
MARCH 17, 2020  
REPUBLICAN

OFFICIAL RESULTS

REPORT-EL52

PAGE 0059

VOTES PERCENT

## STATE'S ATTORNEY

Vote for not more than 1

01 = NO CANDIDATE FILED

0

(CONTINUED FROM PREVIOUS PAGE)

-----  
01  
-----

0056 FLORENCE PCT 001	0
0057 FRANKFORT PCT 001	0
0058 FRANKFORT PCT 002	0
0059 FRANKFORT PCT 003	0
0060 FRANKFORT PCT 004	0
0061 FRANKFORT PCT 005	0
0062 FRANKFORT PCT 006	0
0063 FRANKFORT PCT 007	0
0064 FRANKFORT PCT 008	0
0065 FRANKFORT PCT 009	0
0066 FRANKFORT PCT 010	0
0067 FRANKFORT PCT 011	0
0068 FRANKFORT PCT 012	0
0069 FRANKFORT PCT 013	0
0070 FRANKFORT PCT 014	0
0071 FRANKFORT PCT 015	0
0072 FRANKFORT PCT 016	0
0073 FRANKFORT PCT 017	0
0074 FRANKFORT PCT 018	0
0075 FRANKFORT PCT 019	0
0076 FRANKFORT PCT 020	0
0077 FRANKFORT PCT 021	0
0078 FRANKFORT PCT 022	0
0079 FRANKFORT PCT 023	0
0080 FRANKFORT PCT 024	0
0081 FRANKFORT PCT 025	0
0082 FRANKFORT PCT 026	0
0083 FRANKFORT PCT 027	0
0084 FRANKFORT PCT 028	0
0085 GREEN GARDEN PCT 001	0
0086 GREEN GARDEN PCT 002	0
0087 HOMER PCT 001	0
0088 HOMER PCT 002	0
0089 HOMER PCT 003	0
0090 HOMER PCT 004	0
0091 HOMER PCT 005	0
0092 HOMER PCT 006	0
0093 HOMER PCT 007	0
0094 HOMER PCT 008	0
0095 HOMER PCT 009	0
0096 HOMER PCT 010	0
0097 HOMER PCT 011	0
0098 HOMER PCT 012	0
0099 HOMER PCT 013	0
0100 HOMER PCT 014	0
0101 HOMER PCT 015	0
0102 HOMER PCT 016	0
0103 HOMER PCT 017	0
0104 HOMER PCT 018	0
0105 JACKSON PCT 001	0
0106 JACKSON PCT 002	0
0107 JOLIET PCT 001	0
0108 JOLIET PCT 002	0
0109 JOLIET PCT 003	0
0110 JOLIET PCT 004	0

## ABSTRACT OF VOTES

WILL COUNTY, ILLINOIS  
GENERAL PRIMARY ELECTION  
MARCH 17, 2020  
REPUBLICAN

OFFICIAL RESULTS

REPORT-EL52

PAGE 0060

VOTES PERCENT

STATE'S ATTORNEY

Vote for not more than 1

01 = NO CANDIDATE FILED

0

(CONTINUED FROM PREVIOUS PAGE)

-----  
01  
-----

0111 JOLIET PCT 005	0
0112 JOLIET PCT 006	0
0113 JOLIET PCT 007	0
0114 JOLIET PCT 008	0
0115 JOLIET PCT 009	0
0116 JOLIET PCT 010	0
0117 JOLIET PCT 011	0
0118 JOLIET PCT 012	0
0119 JOLIET PCT 013	0
0120 JOLIET PCT 014	0
0121 JOLIET PCT 015	0
0122 JOLIET PCT 016	0
0123 JOLIET PCT 017	0
0124 JOLIET PCT 018	0
0125 JOLIET PCT 019	0
0126 JOLIET PCT 020	0
0127 JOLIET PCT 021	0
0128 JOLIET PCT 022	0
0129 JOLIET PCT 023	0
0130 JOLIET PCT 024	0
0131 JOLIET PCT 025	0
0132 JOLIET PCT 026	0
0133 JOLIET PCT 027	0
0134 JOLIET PCT 028	0
0135 JOLIET PCT 029	0
0136 JOLIET PCT 030	0
0137 JOLIET PCT 031	0
0138 JOLIET PCT 032	0
0139 JOLIET PCT 033	0
0140 JOLIET PCT 034	0
0141 JOLIET PCT 035	0
0142 JOLIET PCT 036	0
0143 JOLIET PCT 037	0
0144 LOCKPORT PCT 001	0
0145 LOCKPORT PCT 002	0
0146 LOCKPORT PCT 003	0
0147 LOCKPORT PCT 004	0
0148 LOCKPORT PCT 005	0
0149 LOCKPORT PCT 006	0
0150 LOCKPORT PCT 007	0
0151 LOCKPORT PCT 008	0
0152 LOCKPORT PCT 009	0
0153 LOCKPORT PCT 010	0
0154 LOCKPORT PCT 011	0
0155 LOCKPORT PCT 012	0
0156 LOCKPORT PCT 013	0
0157 LOCKPORT PCT 014	0
0158 LOCKPORT PCT 015	0
0159 LOCKPORT PCT 016	0
0160 LOCKPORT PCT 017	0
0161 LOCKPORT PCT 018	0
0162 LOCKPORT PCT 019	0
0163 LOCKPORT PCT 020	0
0164 LOCKPORT PCT 021	0
0165 LOCKPORT PCT 022	0

## ABSTRACT OF VOTES

WILL COUNTY, ILLINOIS  
GENERAL PRIMARY ELECTION  
MARCH 17, 2020  
REPUBLICAN

OFFICIAL RESULTS

REPORT-EL52

PAGE 0061

VOTES PERCENT

## STATE'S ATTORNEY

Vote for not more than 1  
01 = NO CANDIDATE FILED

0

(CONTINUED FROM PREVIOUS PAGE)

01

0166 LOCKPORT PCT 023	0
0167 LOCKPORT PCT 024	0
0168 MANHATTAN PCT 001	0
0169 MANHATTAN PCT 002	0
0170 MANHATTAN PCT 003	0
0171 MANHATTAN PCT 004	0
0172 MONEE PCT 001	0
0173 MONEE PCT 002	0
0174 MONEE PCT 003	0
0175 MONEE PCT 004	0
0176 MONEE PCT 005	0
0177 MONEE PCT 006	0
0178 MONEE PCT 007	0
0179 MONEE PCT 008	0
0180 NEW LENOX PCT 001	0
0181 NEW LENOX PCT 002	0
0182 NEW LENOX PCT 003	0
0183 NEW LENOX PCT 004	0
0184 NEW LENOX PCT 005	0
0185 NEW LENOX PCT 006	0
0186 NEW LENOX PCT 007	0
0187 NEW LENOX PCT 008	0
0188 NEW LENOX PCT 009	0
0189 NEW LENOX PCT 010	0
0190 NEW LENOX PCT 011	0
0191 NEW LENOX PCT 012	0
0192 NEW LENOX PCT 013	0
0193 NEW LENOX PCT 014	0
0194 NEW LENOX PCT 015	0
0195 NEW LENOX PCT 016	0
0196 NEW LENOX PCT 017	0
0197 NEW LENOX PCT 018	0
0198 NEW LENOX PCT 019	0
0199 NEW LENOX PCT 020	0
0200 PEOTONE PCT 001	0
0201 PEOTONE PCT 002	0
0202 PLAINFIELD PCT 001	0
0203 PLAINFIELD PCT 002	0
0204 PLAINFIELD PCT 003	0
0205 PLAINFIELD PCT 004	0
0206 PLAINFIELD PCT 005	0
0207 PLAINFIELD PCT 006	0
0208 PLAINFIELD PCT 007	0
0209 PLAINFIELD PCT 008	0
0210 PLAINFIELD PCT 009	0
0211 PLAINFIELD PCT 010	0
0212 PLAINFIELD PCT 011	0
0213 PLAINFIELD PCT 012	0
0214 PLAINFIELD PCT 013	0
0215 PLAINFIELD PCT 014	0
0216 PLAINFIELD PCT 015	0
0217 PLAINFIELD PCT 016	0
0218 PLAINFIELD PCT 017	0
0219 PLAINFIELD PCT 018	0
0220 PLAINFIELD PCT 019	0

## ABSTRACT OF VOTES

WILL COUNTY, ILLINOIS  
GENERAL PRIMARY ELECTION  
MARCH 17, 2020  
REPUBLICAN

OFFICIAL RESULTS

REPORT-EL52

PAGE 0062

VOTES PERCENT

## STATE'S ATTORNEY

Vote for not more than 1  
01 = NO CANDIDATE FILED

0

(CONTINUED FROM PREVIOUS PAGE)

-----  
01  
-----

0221 PLAINFIELD PCT 020	0
0222 PLAINFIELD PCT 021	0
0223 PLAINFIELD PCT 022	0
0224 PLAINFIELD PCT 023	0
0225 PLAINFIELD PCT 024	0
0226 PLAINFIELD PCT 025	0
0227 PLAINFIELD PCT 026	0
0228 PLAINFIELD PCT 027	0
0229 PLAINFIELD PCT 028	0
0230 PLAINFIELD PCT 029	0
0231 PLAINFIELD PCT 030	0
0232 PLAINFIELD PCT 031	0
0233 PLAINFIELD PCT 032	0
0234 PLAINFIELD PCT 033	0
0235 PLAINFIELD PCT 034	0
0236 PLAINFIELD PCT 035	0
0237 REED PCT 001	0
0238 REED PCT 002	0
0239 REED PCT 003	0
0240 TROY PCT 001	0
0241 TROY PCT 002	0
0242 TROY PCT 003	0
0243 TROY PCT 004	0
0244 TROY PCT 005	0
0245 TROY PCT 006	0
0246 TROY PCT 007	0
0247 TROY PCT 008	0
0248 TROY PCT 009	0
0249 TROY PCT 010	0
0250 TROY PCT 011	0
0251 TROY PCT 012	0
0252 TROY PCT 013	0
0253 TROY PCT 014	0
0254 TROY PCT 015	0
0255 TROY PCT 016	0
0256 TROY PCT 017	0
0257 TROY PCT 018	0
0258 TROY PCT 019	0
0259 TROY PCT 020	0
0260 TROY PCT 021	0
0261 TROY PCT 022	0
0262 WASHINGTON PCT 001	0
0263 WASHINGTON PCT 002	0
0264 WASHINGTON PCT 003	0
0265 WESLEY PCT 001	0
0266 WHEATLAND PCT 001	0
0267 WHEATLAND PCT 002	0
0268 WHEATLAND PCT 003	0
0269 WHEATLAND PCT 004	0
0270 WHEATLAND PCT 005	0
0271 WHEATLAND PCT 006	0
0272 WHEATLAND PCT 007	0
0273 WHEATLAND PCT 008	0
0274 WHEATLAND PCT 009	0
0275 WHEATLAND PCT 010	0



## ABSTRACT OF VOTES

WILL COUNTY, ILLINOIS  
GENERAL PRIMARY ELECTION  
MARCH 17, 2020  
REPUBLICAN

OFFICIAL RESULTS

REPORT-EL52

PAGE 0063

VOTES PERCENT

## STATE'S ATTORNEY

Vote for not more than 1  
01 = NO CANDIDATE FILED

0

(CONTINUED FROM PREVIOUS PAGE)

-----  
01  
-----

0276 WHEATLAND PCT 011	0
0277 WHEATLAND PCT 012	0
0278 WHEATLAND PCT 013	0
0279 WHEATLAND PCT 014	0
0280 WHEATLAND PCT 015	0
0281 WHEATLAND PCT 016	0
0282 WHEATLAND PCT 017	0
0283 WHEATLAND PCT 018	0
0284 WHEATLAND PCT 019	0
0285 WHEATLAND PCT 020	0
0286 WHEATLAND PCT 021	0
0287 WHEATLAND PCT 022	0
0288 WHEATLAND PCT 023	0
0289 WHEATLAND PCT 024	0
0290 WHEATLAND PCT 025	0
0291 WHEATLAND PCT 026	0
0292 WHEATLAND PCT 027	0
0293 WHEATLAND PCT 028	0
0294 WHEATLAND PCT 029	0
0295 WHEATLAND PCT 030	0
0296 WHEATLAND PCT 031	0
0297 WHEATLAND PCT 032	0
0298 WHEATLAND PCT 033	0
0299 WHEATLAND PCT 034	0
0300 WILL PCT 001	0
0301 WILMINGTON PCT 001	0
0302 WILMINGTON PCT 002	0
0303 WILMINGTON PCT 003	0
0304 WILTON PCT 001	0

---

## ABSTRACT OF VOTES

WILL COUNTY, ILLINOIS  
GENERAL PRIMARY ELECTION  
MARCH 17, 2020  
REPUBLICAN

OFFICIAL RESULTS

REPORT-EL52

PAGE 0064

VOTES PERCENT

COUNTY AUDITOR

Vote for not more than 1

01 = NO CANDIDATE FILED

0

-----  
01  
-----

0001 CHANNAHON PCT 001	0
0002 CHANNAHON PCT 002	0
0003 CHANNAHON PCT 003	0
0004 CHANNAHON PCT 004	0
0005 CHANNAHON PCT 005	0
0006 CRETE PCT 001	0
0007 CRETE PCT 002	0
0008 CRETE PCT 003	0
0009 CRETE PCT 004	0
0010 CRETE PCT 005	0
0011 CRETE PCT 006	0
0012 CRETE PCT 007	0
0013 CRETE PCT 008	0
0014 CRETE PCT 009	0
0015 CRETE PCT 010	0
0016 CRETE PCT 011	0
0017 CRETE PCT 012	0
0018 CUSTER PCT 001	0
0019 DU PAGE PCT 001	0
0020 DU PAGE PCT 002	0
0021 DU PAGE PCT 003	0
0022 DU PAGE PCT 004	0
0023 DU PAGE PCT 005	0
0024 DU PAGE PCT 006	0
0025 DU PAGE PCT 007	0
0026 DU PAGE PCT 008	0
0027 DU PAGE PCT 009	0
0028 DU PAGE PCT 010	0
0029 DU PAGE PCT 011	0
0030 DU PAGE PCT 012	0
0031 DU PAGE PCT 013	0
0032 DU PAGE PCT 014	0
0033 DU PAGE PCT 015	0
0034 DU PAGE PCT 016	0
0035 DU PAGE PCT 017	0
0036 DU PAGE PCT 018	0
0037 DU PAGE PCT 019	0
0038 DU PAGE PCT 020	0
0039 DU PAGE PCT 021	0
0040 DU PAGE PCT 022	0
0041 DU PAGE PCT 023	0
0042 DU PAGE PCT 024	0
0043 DU PAGE PCT 025	0
0044 DU PAGE PCT 026	0
0045 DU PAGE PCT 027	0
0046 DU PAGE PCT 028	0
0047 DU PAGE PCT 029	0
0048 DU PAGE PCT 030	0
0049 DU PAGE PCT 031	0
0050 DU PAGE PCT 032	0
0051 DU PAGE PCT 033	0
0052 DU PAGE PCT 034	0
0053 DU PAGE PCT 035	0
0054 DU PAGE PCT 036	0
0055 DU PAGE PCT 037	0

## ABSTRACT OF VOTES

WILL COUNTY, ILLINOIS  
GENERAL PRIMARY ELECTION  
MARCH 17, 2020  
REPUBLICAN

OFFICIAL RESULTS

REPORT-EL52

PAGE 0065

VOTES PERCENT

COUNTY AUDITOR

Vote for not more than 1

01 = NO CANDIDATE FILED

0

(CONTINUED FROM PREVIOUS PAGE)

-----  
01  
-----

0056 FLORENCE PCT 001	0
0057 FRANKFORT PCT 001	0
0058 FRANKFORT PCT 002	0
0059 FRANKFORT PCT 003	0
0060 FRANKFORT PCT 004	0
0061 FRANKFORT PCT 005	0
0062 FRANKFORT PCT 006	0
0063 FRANKFORT PCT 007	0
0064 FRANKFORT PCT 008	0
0065 FRANKFORT PCT 009	0
0066 FRANKFORT PCT 010	0
0067 FRANKFORT PCT 011	0
0068 FRANKFORT PCT 012	0
0069 FRANKFORT PCT 013	0
0070 FRANKFORT PCT 014	0
0071 FRANKFORT PCT 015	0
0072 FRANKFORT PCT 016	0
0073 FRANKFORT PCT 017	0
0074 FRANKFORT PCT 018	0
0075 FRANKFORT PCT 019	0
0076 FRANKFORT PCT 020	0
0077 FRANKFORT PCT 021	0
0078 FRANKFORT PCT 022	0
0079 FRANKFORT PCT 023	0
0080 FRANKFORT PCT 024	0
0081 FRANKFORT PCT 025	0
0082 FRANKFORT PCT 026	0
0083 FRANKFORT PCT 027	0
0084 FRANKFORT PCT 028	0
0085 GREEN GARDEN PCT 001	0
0086 GREEN GARDEN PCT 002	0
0087 HOMER PCT 001	0
0088 HOMER PCT 002	0
0089 HOMER PCT 003	0
0090 HOMER PCT 004	0
0091 HOMER PCT 005	0
0092 HOMER PCT 006	0
0093 HOMER PCT 007	0
0094 HOMER PCT 008	0
0095 HOMER PCT 009	0
0096 HOMER PCT 010	0
0097 HOMER PCT 011	0
0098 HOMER PCT 012	0
0099 HOMER PCT 013	0
0100 HOMER PCT 014	0
0101 HOMER PCT 015	0
0102 HOMER PCT 016	0
0103 HOMER PCT 017	0
0104 HOMER PCT 018	0
0105 JACKSON PCT 001	0
0106 JACKSON PCT 002	0
0107 JOLIET PCT 001	0
0108 JOLIET PCT 002	0
0109 JOLIET PCT 003	0
0110 JOLIET PCT 004	0

## ABSTRACT OF VOTES

WILL COUNTY, ILLINOIS  
GENERAL PRIMARY ELECTION  
MARCH 17, 2020  
REPUBLICAN

OFFICIAL RESULTS

REPORT-EL52

PAGE 0066

VOTES PERCENT

COUNTY AUDITOR

Vote for not more than 1

01 = NO CANDIDATE FILED

0

(CONTINUED FROM PREVIOUS PAGE)

01

0111 JOLIET PCT 005	0
0112 JOLIET PCT 006	0
0113 JOLIET PCT 007	0
0114 JOLIET PCT 008	0
0115 JOLIET PCT 009	0
0116 JOLIET PCT 010	0
0117 JOLIET PCT 011	0
0118 JOLIET PCT 012	0
0119 JOLIET PCT 013	0
0120 JOLIET PCT 014	0
0121 JOLIET PCT 015	0
0122 JOLIET PCT 016	0
0123 JOLIET PCT 017	0
0124 JOLIET PCT 018	0
0125 JOLIET PCT 019	0
0126 JOLIET PCT 020	0
0127 JOLIET PCT 021	0
0128 JOLIET PCT 022	0
0129 JOLIET PCT 023	0
0130 JOLIET PCT 024	0
0131 JOLIET PCT 025	0
0132 JOLIET PCT 026	0
0133 JOLIET PCT 027	0
0134 JOLIET PCT 028	0
0135 JOLIET PCT 029	0
0136 JOLIET PCT 030	0
0137 JOLIET PCT 031	0
0138 JOLIET PCT 032	0
0139 JOLIET PCT 033	0
0140 JOLIET PCT 034	0
0141 JOLIET PCT 035	0
0142 JOLIET PCT 036	0
0143 JOLIET PCT 037	0
0144 LOCKPORT PCT 001	0
0145 LOCKPORT PCT 002	0
0146 LOCKPORT PCT 003	0
0147 LOCKPORT PCT 004	0
0148 LOCKPORT PCT 005	0
0149 LOCKPORT PCT 006	0
0150 LOCKPORT PCT 007	0
0151 LOCKPORT PCT 008	0
0152 LOCKPORT PCT 009	0
0153 LOCKPORT PCT 010	0
0154 LOCKPORT PCT 011	0
0155 LOCKPORT PCT 012	0
0156 LOCKPORT PCT 013	0
0157 LOCKPORT PCT 014	0
0158 LOCKPORT PCT 015	0
0159 LOCKPORT PCT 016	0
0160 LOCKPORT PCT 017	0
0161 LOCKPORT PCT 018	0
0162 LOCKPORT PCT 019	0
0163 LOCKPORT PCT 020	0
0164 LOCKPORT PCT 021	0
0165 LOCKPORT PCT 022	0

## ABSTRACT OF VOTES

WILL COUNTY, ILLINOIS  
GENERAL PRIMARY ELECTION  
MARCH 17, 2020  
REPUBLICAN

OFFICIAL RESULTS

REPORT-EL52

PAGE 0067

VOTES PERCENT

COUNTY AUDITOR

Vote for not more than 1

01 = NO CANDIDATE FILED

0

(CONTINUED FROM PREVIOUS PAGE)

	01
0166 LOCKPORT PCT 023	0
0167 LOCKPORT PCT 024	0
0168 MANHATTAN PCT 001	0
0169 MANHATTAN PCT 002	0
0170 MANHATTAN PCT 003	0
0171 MANHATTAN PCT 004	0
0172 MONEE PCT 001	0
0173 MONEE PCT 002	0
0174 MONEE PCT 003	0
0175 MONEE PCT 004	0
0176 MONEE PCT 005	0
0177 MONEE PCT 006	0
0178 MONEE PCT 007	0
0179 MONEE PCT 008	0
0180 NEW LENOX PCT 001	0
0181 NEW LENOX PCT 002	0
0182 NEW LENOX PCT 003	0
0183 NEW LENOX PCT 004	0
0184 NEW LENOX PCT 005	0
0185 NEW LENOX PCT 006	0
0186 NEW LENOX PCT 007	0
0187 NEW LENOX PCT 008	0
0188 NEW LENOX PCT 009	0
0189 NEW LENOX PCT 010	0
0190 NEW LENOX PCT 011	0
0191 NEW LENOX PCT 012	0
0192 NEW LENOX PCT 013	0
0193 NEW LENOX PCT 014	0
0194 NEW LENOX PCT 015	0
0195 NEW LENOX PCT 016	0
0196 NEW LENOX PCT 017	0
0197 NEW LENOX PCT 018	0
0198 NEW LENOX PCT 019	0
0199 NEW LENOX PCT 020	0
0200 PEOTONE PCT 001	0
0201 PEOTONE PCT 002	0
0202 PLAINFIELD PCT 001	0
0203 PLAINFIELD PCT 002	0
0204 PLAINFIELD PCT 003	0
0205 PLAINFIELD PCT 004	0
0206 PLAINFIELD PCT 005	0
0207 PLAINFIELD PCT 006	0
0208 PLAINFIELD PCT 007	0
0209 PLAINFIELD PCT 008	0
0210 PLAINFIELD PCT 009	0
0211 PLAINFIELD PCT 010	0
0212 PLAINFIELD PCT 011	0
0213 PLAINFIELD PCT 012	0
0214 PLAINFIELD PCT 013	0
0215 PLAINFIELD PCT 014	0
0216 PLAINFIELD PCT 015	0
0217 PLAINFIELD PCT 016	0
0218 PLAINFIELD PCT 017	0
0219 PLAINFIELD PCT 018	0
0220 PLAINFIELD PCT 019	0

## ABSTRACT OF VOTES

WILL COUNTY, ILLINOIS  
GENERAL PRIMARY ELECTION  
MARCH 17, 2020  
REPUBLICAN

OFFICIAL RESULTS

REPORT-EL52

PAGE 0068

VOTES PERCENT

COUNTY AUDITOR

Vote for not more than 1

01 = NO CANDIDATE FILED

0

(CONTINUED FROM PREVIOUS PAGE)

-----  
01  
-----

0221 PLAINFIELD PCT 020	0
0222 PLAINFIELD PCT 021	0
0223 PLAINFIELD PCT 022	0
0224 PLAINFIELD PCT 023	0
0225 PLAINFIELD PCT 024	0
0226 PLAINFIELD PCT 025	0
0227 PLAINFIELD PCT 026	0
0228 PLAINFIELD PCT 027	0
0229 PLAINFIELD PCT 028	0
0230 PLAINFIELD PCT 029	0
0231 PLAINFIELD PCT 030	0
0232 PLAINFIELD PCT 031	0
0233 PLAINFIELD PCT 032	0
0234 PLAINFIELD PCT 033	0
0235 PLAINFIELD PCT 034	0
0236 PLAINFIELD PCT 035	0
0237 REED PCT 001	0
0238 REED PCT 002	0
0239 REED PCT 003	0
0240 TROY PCT 001	0
0241 TROY PCT 002	0
0242 TROY PCT 003	0
0243 TROY PCT 004	0
0244 TROY PCT 005	0
0245 TROY PCT 006	0
0246 TROY PCT 007	0
0247 TROY PCT 008	0
0248 TROY PCT 009	0
0249 TROY PCT 010	0
0250 TROY PCT 011	0
0251 TROY PCT 012	0
0252 TROY PCT 013	0
0253 TROY PCT 014	0
0254 TROY PCT 015	0
0255 TROY PCT 016	0
0256 TROY PCT 017	0
0257 TROY PCT 018	0
0258 TROY PCT 019	0
0259 TROY PCT 020	0
0260 TROY PCT 021	0
0261 TROY PCT 022	0
0262 WASHINGTON PCT 001	0
0263 WASHINGTON PCT 002	0
0264 WASHINGTON PCT 003	0
0265 WESLEY PCT 001	0
0266 WHEATLAND PCT 001	0
0267 WHEATLAND PCT 002	0
0268 WHEATLAND PCT 003	0
0269 WHEATLAND PCT 004	0
0270 WHEATLAND PCT 005	0
0271 WHEATLAND PCT 006	0
0272 WHEATLAND PCT 007	0
0273 WHEATLAND PCT 008	0
0274 WHEATLAND PCT 009	0
0275 WHEATLAND PCT 010	0

VOTES    PERCENT

COUNTY AUDITOR

Vote for not more than 1  
01 = NO CANDIDATE FILED

0

(CONTINUED FROM PREVIOUS PAGE)	01
0276 WHEATLAND PCT 011	0
0277 WHEATLAND PCT 012	0
0278 WHEATLAND PCT 013	0
0279 WHEATLAND PCT 014	0
0280 WHEATLAND PCT 015	0
0281 WHEATLAND PCT 016	0
0282 WHEATLAND PCT 017	0
0283 WHEATLAND PCT 018	0
0284 WHEATLAND PCT 019	0
0285 WHEATLAND PCT 020	0
0286 WHEATLAND PCT 021	0
0287 WHEATLAND PCT 022	0
0288 WHEATLAND PCT 023	0
0289 WHEATLAND PCT 024	0
0290 WHEATLAND PCT 025	0
0291 WHEATLAND PCT 026	0
0292 WHEATLAND PCT 027	0
0293 WHEATLAND PCT 028	0
0294 WHEATLAND PCT 029	0
0295 WHEATLAND PCT 030	0
0296 WHEATLAND PCT 031	0
0297 WHEATLAND PCT 032	0
0298 WHEATLAND PCT 033	0
0299 WHEATLAND PCT 034	0
0300 WILL PCT 001	0
0301 WILMINGTON PCT 001	0
0302 WILMINGTON PCT 002	0
0303 WILMINGTON PCT 003	0
0304 WILTON PCT 001	0

## ABSTRACT OF VOTES

WILL COUNTY, ILLINOIS  
GENERAL PRIMARY ELECTION  
MARCH 17, 2020  
REPUBLICAN

OFFICIAL RESULTS

REPORT-EL52

PAGE 0070

VOTES PERCENT

## CORONER

Vote for not more than 1  
01 = James J. Piacentini

27,801 100.00

-----  
01  
-----

0001 CHANNAHON PCT 001	99
0002 CHANNAHON PCT 002	140
0003 CHANNAHON PCT 003	113
0004 CHANNAHON PCT 004	125
0005 CHANNAHON PCT 005	104
0006 CRETE PCT 001	44
0007 CRETE PCT 002	45
0008 CRETE PCT 003	57
0009 CRETE PCT 004	49
0010 CRETE PCT 005	25
0011 CRETE PCT 006	79
0012 CRETE PCT 007	46
0013 CRETE PCT 008	74
0014 CRETE PCT 009	81
0015 CRETE PCT 010	60
0016 CRETE PCT 011	101
0017 CRETE PCT 012	72
0018 CUSTER PCT 001	90
0019 DU PAGE PCT 001	98
0020 DU PAGE PCT 002	128
0021 DU PAGE PCT 003	121
0022 DU PAGE PCT 004	60
0023 DU PAGE PCT 005	65
0024 DU PAGE PCT 006	59
0025 DU PAGE PCT 007	96
0026 DU PAGE PCT 008	54
0027 DU PAGE PCT 009	63
0028 DU PAGE PCT 010	44
0029 DU PAGE PCT 011	45
0030 DU PAGE PCT 012	60
0031 DU PAGE PCT 013	50
0032 DU PAGE PCT 014	64
0033 DU PAGE PCT 015	60
0034 DU PAGE PCT 016	52
0035 DU PAGE PCT 017	71
0036 DU PAGE PCT 018	76
0037 DU PAGE PCT 019	60
0038 DU PAGE PCT 020	45
0039 DU PAGE PCT 021	69
0040 DU PAGE PCT 022	89
0041 DU PAGE PCT 023	49
0042 DU PAGE PCT 024	56
0043 DU PAGE PCT 025	44
0044 DU PAGE PCT 026	63
0045 DU PAGE PCT 027	46
0046 DU PAGE PCT 028	41
0047 DU PAGE PCT 029	56
0048 DU PAGE PCT 030	39
0049 DU PAGE PCT 031	46
0050 DU PAGE PCT 032	99
0051 DU PAGE PCT 033	63
0052 DU PAGE PCT 034	107
0053 DU PAGE PCT 035	15
0054 DU PAGE PCT 036	81
0055 DU PAGE PCT 037	75



## ABSTRACT OF VOTES

WILL COUNTY, ILLINOIS  
GENERAL PRIMARY ELECTION  
MARCH 17, 2020  
REPUBLICAN

OFFICIAL RESULTS

REPORT-EL52

PAGE 0071

VOTES PERCENT

## CORONER

Vote for not more than 1  
01 = James J. Piacentini

27,801 100.00

(CONTINUED FROM PREVIOUS PAGE)

-----  
01  
-----

0056 FLORENCE PCT 001	52
0057 FRANKFORT PCT 001	166
0058 FRANKFORT PCT 002	125
0059 FRANKFORT PCT 003	87
0060 FRANKFORT PCT 004	74
0061 FRANKFORT PCT 005	159
0062 FRANKFORT PCT 006	88
0063 FRANKFORT PCT 007	95
0064 FRANKFORT PCT 008	66
0065 FRANKFORT PCT 009	59
0066 FRANKFORT PCT 010	71
0067 FRANKFORT PCT 011	97
0068 FRANKFORT PCT 012	101
0069 FRANKFORT PCT 013	95
0070 FRANKFORT PCT 014	97
0071 FRANKFORT PCT 015	81
0072 FRANKFORT PCT 016	79
0073 FRANKFORT PCT 017	158
0074 FRANKFORT PCT 018	105
0075 FRANKFORT PCT 019	91
0076 FRANKFORT PCT 020	82
0077 FRANKFORT PCT 021	76
0078 FRANKFORT PCT 022	98
0079 FRANKFORT PCT 023	75
0080 FRANKFORT PCT 024	83
0081 FRANKFORT PCT 025	82
0082 FRANKFORT PCT 026	83
0083 FRANKFORT PCT 027	80
0084 FRANKFORT PCT 028	103
0085 GREEN GARDEN PCT 001	219
0086 GREEN GARDEN PCT 002	243
0087 HOMER PCT 001	106
0088 HOMER PCT 002	139
0089 HOMER PCT 003	91
0090 HOMER PCT 004	143
0091 HOMER PCT 005	105
0092 HOMER PCT 006	115
0093 HOMER PCT 007	110
0094 HOMER PCT 008	122
0095 HOMER PCT 009	81
0096 HOMER PCT 010	107
0097 HOMER PCT 011	113
0098 HOMER PCT 012	106
0099 HOMER PCT 013	133
0100 HOMER PCT 014	158
0101 HOMER PCT 015	130
0102 HOMER PCT 016	109
0103 HOMER PCT 017	111
0104 HOMER PCT 018	129
0105 JACKSON PCT 001	120
0106 JACKSON PCT 002	120
0107 JOLIET PCT 001	49
0108 JOLIET PCT 002	58
0109 JOLIET PCT 003	45
0110 JOLIET PCT 004	75

## ABSTRACT OF VOTES

WILL COUNTY, ILLINOIS  
GENERAL PRIMARY ELECTION  
MARCH 17, 2020  
REPUBLICAN

OFFICIAL RESULTS

REPORT-EL52

PAGE 0072

VOTES PERCENT

## CORONER

Vote for not more than 1  
01 = James J. Piacentini

27,801 100.00

(CONTINUED FROM PREVIOUS PAGE)

	01
0111 JOLIET PCT 005	10
0112 JOLIET PCT 006	7
0113 JOLIET PCT 007	24
0114 JOLIET PCT 008	72
0115 JOLIET PCT 009	36
0116 JOLIET PCT 010	67
0117 JOLIET PCT 011	58
0118 JOLIET PCT 012	34
0119 JOLIET PCT 013	8
0120 JOLIET PCT 014	7
0121 JOLIET PCT 015	44
0122 JOLIET PCT 016	37
0123 JOLIET PCT 017	70
0124 JOLIET PCT 018	108
0125 JOLIET PCT 019	59
0126 JOLIET PCT 020	60
0127 JOLIET PCT 021	78
0128 JOLIET PCT 022	57
0129 JOLIET PCT 023	28
0130 JOLIET PCT 024	48
0131 JOLIET PCT 025	71
0132 JOLIET PCT 026	57
0133 JOLIET PCT 027	19
0134 JOLIET PCT 028	9
0135 JOLIET PCT 029	25
0136 JOLIET PCT 030	74
0137 JOLIET PCT 031	49
0138 JOLIET PCT 032	2
0139 JOLIET PCT 033	73
0140 JOLIET PCT 034	11
0141 JOLIET PCT 035	62
0142 JOLIET PCT 036	20
0143 JOLIET PCT 037	47
0144 LOCKPORT PCT 001	208
0145 LOCKPORT PCT 002	73
0146 LOCKPORT PCT 003	64
0147 LOCKPORT PCT 004	63
0148 LOCKPORT PCT 005	146
0149 LOCKPORT PCT 006	58
0150 LOCKPORT PCT 007	48
0151 LOCKPORT PCT 008	26
0152 LOCKPORT PCT 009	129
0153 LOCKPORT PCT 010	118
0154 LOCKPORT PCT 011	120
0155 LOCKPORT PCT 012	107
0156 LOCKPORT PCT 013	227
0157 LOCKPORT PCT 014	121
0158 LOCKPORT PCT 015	56
0159 LOCKPORT PCT 016	116
0160 LOCKPORT PCT 017	140
0161 LOCKPORT PCT 018	103
0162 LOCKPORT PCT 019	123
0163 LOCKPORT PCT 020	87
0164 LOCKPORT PCT 021	61
0165 LOCKPORT PCT 022	67

## ABSTRACT OF VOTES

WILL COUNTY, ILLINOIS  
GENERAL PRIMARY ELECTION  
MARCH 17, 2020  
REPUBLICAN

OFFICIAL RESULTS

REPORT-EL52

PAGE 0073

VOTES PERCENT

## CORONER

Vote for not more than 1  
01 = James J. Piacentini

27,801 100.00

(CONTINUED FROM PREVIOUS PAGE)

	01
0166 LOCKPORT PCT 023	71
0167 LOCKPORT PCT 024	9
0168 MANHATTAN PCT 001	82
0169 MANHATTAN PCT 002	106
0170 MANHATTAN PCT 003	165
0171 MANHATTAN PCT 004	81
0172 MONEE PCT 001	35
0173 MONEE PCT 002	10
0174 MONEE PCT 003	58
0175 MONEE PCT 004	97
0176 MONEE PCT 005	2
0177 MONEE PCT 006	6
0178 MONEE PCT 007	15
0179 MONEE PCT 008	75
0180 NEW LENOX PCT 001	63
0181 NEW LENOX PCT 002	128
0182 NEW LENOX PCT 003	92
0183 NEW LENOX PCT 004	120
0184 NEW LENOX PCT 005	142
0185 NEW LENOX PCT 006	128
0186 NEW LENOX PCT 007	151
0187 NEW LENOX PCT 008	140
0188 NEW LENOX PCT 009	145
0189 NEW LENOX PCT 010	138
0190 NEW LENOX PCT 011	156
0191 NEW LENOX PCT 012	123
0192 NEW LENOX PCT 013	112
0193 NEW LENOX PCT 014	162
0194 NEW LENOX PCT 015	134
0195 NEW LENOX PCT 016	155
0196 NEW LENOX PCT 017	147
0197 NEW LENOX PCT 018	85
0198 NEW LENOX PCT 019	110
0199 NEW LENOX PCT 020	196
0200 PEOTONE PCT 001	274
0201 PEOTONE PCT 002	267
0202 PLAINFIELD PCT 001	99
0203 PLAINFIELD PCT 002	92
0204 PLAINFIELD PCT 003	124
0205 PLAINFIELD PCT 004	19
0206 PLAINFIELD PCT 005	76
0207 PLAINFIELD PCT 006	47
0208 PLAINFIELD PCT 007	43
0209 PLAINFIELD PCT 008	84
0210 PLAINFIELD PCT 009	121
0211 PLAINFIELD PCT 010	103
0212 PLAINFIELD PCT 011	7
0213 PLAINFIELD PCT 012	61
0214 PLAINFIELD PCT 013	154
0215 PLAINFIELD PCT 014	111
0216 PLAINFIELD PCT 015	127
0217 PLAINFIELD PCT 016	107
0218 PLAINFIELD PCT 017	68
0219 PLAINFIELD PCT 018	62
0220 PLAINFIELD PCT 019	68

## ABSTRACT OF VOTES

WILL COUNTY, ILLINOIS  
GENERAL PRIMARY ELECTION  
MARCH 17, 2020  
REPUBLICAN

OFFICIAL RESULTS

REPORT-EL52

PAGE 0074

VOTES PERCENT

## CORONER

Vote for not more than 1  
01 = James J. Piacentini

27,801 100.00

(CONTINUED FROM PREVIOUS PAGE)

01

0221 PLAINFIELD PCT 020	126
0222 PLAINFIELD PCT 021	89
0223 PLAINFIELD PCT 022	128
0224 PLAINFIELD PCT 023	77
0225 PLAINFIELD PCT 024	87
0226 PLAINFIELD PCT 025	65
0227 PLAINFIELD PCT 026	44
0228 PLAINFIELD PCT 027	60
0229 PLAINFIELD PCT 028	83
0230 PLAINFIELD PCT 029	80
0231 PLAINFIELD PCT 030	102
0232 PLAINFIELD PCT 031	60
0233 PLAINFIELD PCT 032	60
0234 PLAINFIELD PCT 033	119
0235 PLAINFIELD PCT 034	62
0236 PLAINFIELD PCT 035	69
0237 REED PCT 001	106
0238 REED PCT 002	132
0239 REED PCT 003	136
0240 TROY PCT 001	95
0241 TROY PCT 002	51
0242 TROY PCT 003	101
0243 TROY PCT 004	96
0244 TROY PCT 005	75
0245 TROY PCT 006	52
0246 TROY PCT 007	119
0247 TROY PCT 008	119
0248 TROY PCT 009	95
0249 TROY PCT 010	108
0250 TROY PCT 011	156
0251 TROY PCT 012	87
0252 TROY PCT 013	179
0253 TROY PCT 014	95
0254 TROY PCT 015	114
0255 TROY PCT 016	75
0256 TROY PCT 017	142
0257 TROY PCT 018	67
0258 TROY PCT 019	44
0259 TROY PCT 020	149
0260 TROY PCT 021	119
0261 TROY PCT 022	72
0262 WASHINGTON PCT 001	119
0263 WASHINGTON PCT 002	125
0264 WASHINGTON PCT 003	113
0265 WESLEY PCT 001	127
0266 WHEATLAND PCT 001	120
0267 WHEATLAND PCT 002	219
0268 WHEATLAND PCT 003	117
0269 WHEATLAND PCT 004	85
0270 WHEATLAND PCT 005	153
0271 WHEATLAND PCT 006	135
0272 WHEATLAND PCT 007	124
0273 WHEATLAND PCT 008	117
0274 WHEATLAND PCT 009	163
0275 WHEATLAND PCT 010	102

## ABSTRACT OF VOTES

WILL COUNTY, ILLINOIS  
GENERAL PRIMARY ELECTION  
MARCH 17, 2020  
REPUBLICAN

OFFICIAL RESULTS

REPORT-EL52

PAGE 0075

VOTES PERCENT

## CORONER

Vote for not more than 1  
01 = James J. Piacentini

27,801 100.00

(CONTINUED FROM PREVIOUS PAGE)

	01
0276 WHEATLAND PCT 011	127
0277 WHEATLAND PCT 012	118
0278 WHEATLAND PCT 013	104
0279 WHEATLAND PCT 014	148
0280 WHEATLAND PCT 015	75
0281 WHEATLAND PCT 016	122
0282 WHEATLAND PCT 017	107
0283 WHEATLAND PCT 018	124
0284 WHEATLAND PCT 019	37
0285 WHEATLAND PCT 020	145
0286 WHEATLAND PCT 021	98
0287 WHEATLAND PCT 022	52
0288 WHEATLAND PCT 023	86
0289 WHEATLAND PCT 024	98
0290 WHEATLAND PCT 025	102
0291 WHEATLAND PCT 026	178
0292 WHEATLAND PCT 027	77
0293 WHEATLAND PCT 028	147
0294 WHEATLAND PCT 029	133
0295 WHEATLAND PCT 030	137
0296 WHEATLAND PCT 031	56
0297 WHEATLAND PCT 032	116
0298 WHEATLAND PCT 033	70
0299 WHEATLAND PCT 034	151
0300 WILL PCT 001	192
0301 WILMINGTON PCT 001	109
0302 WILMINGTON PCT 002	95
0303 WILMINGTON PCT 003	146
0304 WILTON PCT 001	134

## ABSTRACT OF VOTES

WILL COUNTY, ILLINOIS  
GENERAL PRIMARY ELECTION  
MARCH 17, 2020  
REPUBLICAN

OFFICIAL RESULTS

REPORT-EL52

PAGE 0076

## CHIEF EXECUTIVE OFFICER

Vote for not more than 1

01 = Nick Ficarello

02 = WRITE-IN

VOTES PERCENT

27,666 99.25  
208 .75

-----  
01 02  
-----

0001 CHANNAHON PCT 001	103	0
0002 CHANNAHON PCT 002	141	1
0003 CHANNAHON PCT 003	120	0
0004 CHANNAHON PCT 004	121	1
0005 CHANNAHON PCT 005	102	1
0006 CRETE PCT 001	40	0
0007 CRETE PCT 002	46	1
0008 CRETE PCT 003	60	0
0009 CRETE PCT 004	48	0
0010 CRETE PCT 005	27	1
0011 CRETE PCT 006	77	0
0012 CRETE PCT 007	47	0
0013 CRETE PCT 008	75	0
0014 CRETE PCT 009	82	0
0015 CRETE PCT 010	64	1
0016 CRETE PCT 011	98	1
0017 CRETE PCT 012	72	0
0018 CUSTER PCT 001	87	1
0019 DU PAGE PCT 001	98	1
0020 DU PAGE PCT 002	124	2
0021 DU PAGE PCT 003	120	0
0022 DU PAGE PCT 004	62	0
0023 DU PAGE PCT 005	65	0
0024 DU PAGE PCT 006	59	0
0025 DU PAGE PCT 007	93	1
0026 DU PAGE PCT 008	53	0
0027 DU PAGE PCT 009	61	1
0028 DU PAGE PCT 010	44	1
0029 DU PAGE PCT 011	44	0
0030 DU PAGE PCT 012	60	1
0031 DU PAGE PCT 013	53	0
0032 DU PAGE PCT 014	64	1
0033 DU PAGE PCT 015	59	1
0034 DU PAGE PCT 016	52	0
0035 DU PAGE PCT 017	70	0
0036 DU PAGE PCT 018	74	0
0037 DU PAGE PCT 019	58	1
0038 DU PAGE PCT 020	46	0
0039 DU PAGE PCT 021	68	0
0040 DU PAGE PCT 022	91	1
0041 DU PAGE PCT 023	50	0
0042 DU PAGE PCT 024	55	1
0043 DU PAGE PCT 025	43	1
0044 DU PAGE PCT 026	60	2
0045 DU PAGE PCT 027	45	1
0046 DU PAGE PCT 028	41	0
0047 DU PAGE PCT 029	57	0
0048 DU PAGE PCT 030	38	1
0049 DU PAGE PCT 031	46	0
0050 DU PAGE PCT 032	100	0
0051 DU PAGE PCT 033	65	0
0052 DU PAGE PCT 034	105	0
0053 DU PAGE PCT 035	15	0
0054 DU PAGE PCT 036	81	0

## ABSTRACT OF VOTES

WILL COUNTY, ILLINOIS  
GENERAL PRIMARY ELECTION  
MARCH 17, 2020  
REPUBLICAN

OFFICIAL RESULTS

REPORT-EL52

PAGE 0077

VOTES PERCENT

## CHIEF EXECUTIVE OFFICER

Vote for not more than 1

01 = Nick Ficarello

02 = WRITE-IN

27,666 99.25  
208 .75

(CONTINUED FROM PREVIOUS PAGE)

	01	02
0055 DU PAGE PCT 037	72	1
0056 FLORENCE PCT 001	54	0
0057 FRANKFORT PCT 001	163	0
0058 FRANKFORT PCT 002	127	1
0059 FRANKFORT PCT 003	82	1
0060 FRANKFORT PCT 004	72	0
0061 FRANKFORT PCT 005	156	1
0062 FRANKFORT PCT 006	86	3
0063 FRANKFORT PCT 007	96	0
0064 FRANKFORT PCT 008	61	0
0065 FRANKFORT PCT 009	57	0
0066 FRANKFORT PCT 010	69	1
0067 FRANKFORT PCT 011	96	0
0068 FRANKFORT PCT 012	97	0
0069 FRANKFORT PCT 013	92	0
0070 FRANKFORT PCT 014	98	0
0071 FRANKFORT PCT 015	79	1
0072 FRANKFORT PCT 016	80	0
0073 FRANKFORT PCT 017	157	2
0074 FRANKFORT PCT 018	105	0
0075 FRANKFORT PCT 019	92	0
0076 FRANKFORT PCT 020	80	0
0077 FRANKFORT PCT 021	75	1
0078 FRANKFORT PCT 022	98	1
0079 FRANKFORT PCT 023	75	1
0080 FRANKFORT PCT 024	83	0
0081 FRANKFORT PCT 025	84	0
0082 FRANKFORT PCT 026	86	1
0083 FRANKFORT PCT 027	79	0
0084 FRANKFORT PCT 028	103	2
0085 GREEN GARDEN PCT 001	219	2
0086 GREEN GARDEN PCT 002	242	3
0087 HOMER PCT 001	106	1
0088 HOMER PCT 002	137	0
0089 HOMER PCT 003	92	0
0090 HOMER PCT 004	148	0
0091 HOMER PCT 005	108	0
0092 HOMER PCT 006	115	0
0093 HOMER PCT 007	115	0
0094 HOMER PCT 008	121	1
0095 HOMER PCT 009	79	1
0096 HOMER PCT 010	108	0
0097 HOMER PCT 011	111	0
0098 HOMER PCT 012	108	0
0099 HOMER PCT 013	133	3
0100 HOMER PCT 014	158	1
0101 HOMER PCT 015	132	0
0102 HOMER PCT 016	109	0
0103 HOMER PCT 017	109	2
0104 HOMER PCT 018	126	1
0105 JACKSON PCT 001	120	0
0106 JACKSON PCT 002	124	1
0107 JOLIET PCT 001	52	0
0108 JOLIET PCT 002	58	0

## ABSTRACT OF VOTES

WILL COUNTY, ILLINOIS  
 GENERAL PRIMARY ELECTION  
 MARCH 17, 2020  
 REPUBLICAN

OFFICIAL RESULTS

REPORT-EL52

PAGE 0078

VOTES PERCENT

## CHIEF EXECUTIVE OFFICER

Vote for not more than 1

01 = Nick Ficarello

02 = WRITE-IN

27,666 99.25  
 208 .75

(CONTINUED FROM PREVIOUS PAGE)

	01	02
0109 JOLIET PCT 003	44	1
0110 JOLIET PCT 004	78	1
0111 JOLIET PCT 005	10	0
0112 JOLIET PCT 006	7	0
0113 JOLIET PCT 007	21	1
0114 JOLIET PCT 008	73	0
0115 JOLIET PCT 009	37	0
0116 JOLIET PCT 010	65	1
0117 JOLIET PCT 011	57	0
0118 JOLIET PCT 012	33	1
0119 JOLIET PCT 013	8	0
0120 JOLIET PCT 014	7	0
0121 JOLIET PCT 015	43	0
0122 JOLIET PCT 016	38	0
0123 JOLIET PCT 017	73	1
0124 JOLIET PCT 018	114	0
0125 JOLIET PCT 019	57	0
0126 JOLIET PCT 020	53	1
0127 JOLIET PCT 021	74	1
0128 JOLIET PCT 022	57	0
0129 JOLIET PCT 023	31	0
0130 JOLIET PCT 024	49	0
0131 JOLIET PCT 025	68	1
0132 JOLIET PCT 026	57	0
0133 JOLIET PCT 027	19	0
0134 JOLIET PCT 028	9	1
0135 JOLIET PCT 029	25	0
0136 JOLIET PCT 030	74	1
0137 JOLIET PCT 031	48	2
0138 JOLIET PCT 032	2	0
0139 JOLIET PCT 033	70	1
0140 JOLIET PCT 034	11	0
0141 JOLIET PCT 035	62	0
0142 JOLIET PCT 036	21	0
0143 JOLIET PCT 037	46	0
0144 LOCKPORT PCT 001	205	1
0145 LOCKPORT PCT 002	73	0
0146 LOCKPORT PCT 003	63	0
0147 LOCKPORT PCT 004	64	0
0148 LOCKPORT PCT 005	151	0
0149 LOCKPORT PCT 006	57	1
0150 LOCKPORT PCT 007	46	2
0151 LOCKPORT PCT 008	25	0
0152 LOCKPORT PCT 009	127	0
0153 LOCKPORT PCT 010	118	1
0154 LOCKPORT PCT 011	121	2
0155 LOCKPORT PCT 012	109	1
0156 LOCKPORT PCT 013	225	1
0157 LOCKPORT PCT 014	116	1
0158 LOCKPORT PCT 015	56	0
0159 LOCKPORT PCT 016	121	2
0160 LOCKPORT PCT 017	149	0
0161 LOCKPORT PCT 018	103	1
0162 LOCKPORT PCT 019	132	0



## ABSTRACT OF VOTES

WILL COUNTY, ILLINOIS  
GENERAL PRIMARY ELECTION  
MARCH 17, 2020  
REPUBLICAN

OFFICIAL RESULTS

REPORT-EL52

PAGE 0079

VOTES PERCENT

## CHIEF EXECUTIVE OFFICER

Vote for not more than 1

01 = Nick Ficarello

02 = WRITE-IN

27,666 99.25  
208 .75

(CONTINUED FROM PREVIOUS PAGE)

	01	02
0163 LOCKPORT PCT 020	93	1
0164 LOCKPORT PCT 021	62	0
0165 LOCKPORT PCT 022	68	1
0166 LOCKPORT PCT 023	74	1
0167 LOCKPORT PCT 024	10	0
0168 MANHATTAN PCT 001	83	0
0169 MANHATTAN PCT 002	109	1
0170 MANHATTAN PCT 003	167	2
0171 MANHATTAN PCT 004	82	0
0172 MONEE PCT 001	33	1
0173 MONEE PCT 002	10	0
0174 MONEE PCT 003	60	0
0175 MONEE PCT 004	101	1
0176 MONEE PCT 005	1	0
0177 MONEE PCT 006	6	0
0178 MONEE PCT 007	15	0
0179 MONEE PCT 008	74	0
0180 NEW LENOX PCT 001	62	1
0181 NEW LENOX PCT 002	130	0
0182 NEW LENOX PCT 003	89	2
0183 NEW LENOX PCT 004	123	0
0184 NEW LENOX PCT 005	143	0
0185 NEW LENOX PCT 006	127	0
0186 NEW LENOX PCT 007	153	0
0187 NEW LENOX PCT 008	136	2
0188 NEW LENOX PCT 009	148	1
0189 NEW LENOX PCT 010	137	1
0190 NEW LENOX PCT 011	157	0
0191 NEW LENOX PCT 012	121	0
0192 NEW LENOX PCT 013	108	1
0193 NEW LENOX PCT 014	161	0
0194 NEW LENOX PCT 015	130	2
0195 NEW LENOX PCT 016	150	1
0196 NEW LENOX PCT 017	145	0
0197 NEW LENOX PCT 018	85	3
0198 NEW LENOX PCT 019	110	0
0199 NEW LENOX PCT 020	197	1
0200 PEOTONE PCT 001	276	3
0201 PEOTONE PCT 002	269	1
0202 PLAINFIELD PCT 001	97	0
0203 PLAINFIELD PCT 002	93	0
0204 PLAINFIELD PCT 003	125	2
0205 PLAINFIELD PCT 004	19	0
0206 PLAINFIELD PCT 005	72	0
0207 PLAINFIELD PCT 006	48	1
0208 PLAINFIELD PCT 007	43	0
0209 PLAINFIELD PCT 008	80	0
0210 PLAINFIELD PCT 009	122	0
0211 PLAINFIELD PCT 010	104	0
0212 PLAINFIELD PCT 011	7	0
0213 PLAINFIELD PCT 012	63	0
0214 PLAINFIELD PCT 013	154	0
0215 PLAINFIELD PCT 014	108	0
0216 PLAINFIELD PCT 015	128	0

## ABSTRACT OF VOTES

WILL COUNTY, ILLINOIS  
 GENERAL PRIMARY ELECTION  
 MARCH 17, 2020  
 REPUBLICAN

OFFICIAL RESULTS

REPORT-EL52

PAGE 0080

VOTES PERCENT

## CHIEF EXECUTIVE OFFICER

Vote for not more than 1

01 = Nick Ficarello

02 = WRITE-IN

27,666 99.25  
 208 .75

(CONTINUED FROM PREVIOUS PAGE)

	01	02
0217 PLAINFIELD PCT 016	105	1
0218 PLAINFIELD PCT 017	63	2
0219 PLAINFIELD PCT 018	59	1
0220 PLAINFIELD PCT 019	70	0
0221 PLAINFIELD PCT 020	123	0
0222 PLAINFIELD PCT 021	91	0
0223 PLAINFIELD PCT 022	129	2
0224 PLAINFIELD PCT 023	75	0
0225 PLAINFIELD PCT 024	85	2
0226 PLAINFIELD PCT 025	65	0
0227 PLAINFIELD PCT 026	43	0
0228 PLAINFIELD PCT 027	59	1
0229 PLAINFIELD PCT 028	82	0
0230 PLAINFIELD PCT 029	82	0
0231 PLAINFIELD PCT 030	102	1
0232 PLAINFIELD PCT 031	56	3
0233 PLAINFIELD PCT 032	58	0
0234 PLAINFIELD PCT 033	117	0
0235 PLAINFIELD PCT 034	61	0
0236 PLAINFIELD PCT 035	65	0
0237 REED PCT 001	96	7
0238 REED PCT 002	129	3
0239 REED PCT 003	129	5
0240 TROY PCT 001	93	2
0241 TROY PCT 002	49	1
0242 TROY PCT 003	98	0
0243 TROY PCT 004	96	0
0244 TROY PCT 005	76	0
0245 TROY PCT 006	52	0
0246 TROY PCT 007	116	3
0247 TROY PCT 008	123	2
0248 TROY PCT 009	94	0
0249 TROY PCT 010	107	3
0250 TROY PCT 011	152	2
0251 TROY PCT 012	87	1
0252 TROY PCT 013	181	3
0253 TROY PCT 014	97	2
0254 TROY PCT 015	115	2
0255 TROY PCT 016	75	1
0256 TROY PCT 017	139	4
0257 TROY PCT 018	68	0
0258 TROY PCT 019	46	1
0259 TROY PCT 020	150	0
0260 TROY PCT 021	122	0
0261 TROY PCT 022	73	2
0262 WASHINGTON PCT 001	112	1
0263 WASHINGTON PCT 002	124	0
0264 WASHINGTON PCT 003	113	0
0265 WESLEY PCT 001	127	1
0266 WHEATLAND PCT 001	121	0
0267 WHEATLAND PCT 002	214	1
0268 WHEATLAND PCT 003	116	1
0269 WHEATLAND PCT 004	78	1
0270 WHEATLAND PCT 005	150	0

## ABSTRACT OF VOTES

WILL COUNTY, ILLINOIS  
 GENERAL PRIMARY ELECTION  
 MARCH 17, 2020  
 REPUBLICAN

OFFICIAL RESULTS

REPORT-EL52

PAGE 0081

VOTES PERCENT

## CHIEF EXECUTIVE OFFICER

Vote for not more than 1

01 = Nick Ficarello

02 = WRITE-IN

27,666 99.25  
 208 .75

(CONTINUED FROM PREVIOUS PAGE)

	01	02
0271 WHEATLAND PCT 006	132	0
0272 WHEATLAND PCT 007	121	0
0273 WHEATLAND PCT 008	114	1
0274 WHEATLAND PCT 009	160	0
0275 WHEATLAND PCT 010	100	0
0276 WHEATLAND PCT 011	124	2
0277 WHEATLAND PCT 012	114	2
0278 WHEATLAND PCT 013	104	2
0279 WHEATLAND PCT 014	144	1
0280 WHEATLAND PCT 015	75	0
0281 WHEATLAND PCT 016	116	3
0282 WHEATLAND PCT 017	105	1
0283 WHEATLAND PCT 018	125	1
0284 WHEATLAND PCT 019	38	0
0285 WHEATLAND PCT 020	141	2
0286 WHEATLAND PCT 021	94	0
0287 WHEATLAND PCT 022	53	0
0288 WHEATLAND PCT 023	88	0
0289 WHEATLAND PCT 024	98	0
0290 WHEATLAND PCT 025	101	1
0291 WHEATLAND PCT 026	179	2
0292 WHEATLAND PCT 027	74	2
0293 WHEATLAND PCT 028	146	1
0294 WHEATLAND PCT 029	137	1
0295 WHEATLAND PCT 030	130	2
0296 WHEATLAND PCT 031	52	0
0297 WHEATLAND PCT 032	113	0
0298 WHEATLAND PCT 033	68	0
0299 WHEATLAND PCT 034	150	1
0300 WILL PCT 001	188	1
0301 WILMINGTON PCT 001	113	3
0302 WILMINGTON PCT 002	93	1
0303 WILMINGTON PCT 003	147	1
0304 WILTON PCT 001	138	0

# REPUBLICAN PARTY



## COUNTY BOARD SUMMARY

(District 1, 3, 8, 10, 12 & 13)

**LAUREN STALEY FERRY**

**WILL COUNTY CLERK**

[www.thewillcountyclerk.com](http://www.thewillcountyclerk.com)

## COUNTY BOARD MEMBER DISTRICT ONE

Vote for not more than 1  
01 = Kelly Dettlaff

VOTES PERCENT

2,138 100.00

-----  
01  
-----

0006 CRETE PCT 001	42
0007 CRETE PCT 002	47
0008 CRETE PCT 003	58
0009 CRETE PCT 004	50
0010 CRETE PCT 005	27
0011 CRETE PCT 006	79
0012 CRETE PCT 007	45
0013 CRETE PCT 008	72
0014 CRETE PCT 009	82
0015 CRETE PCT 010	67
0016 CRETE PCT 011	100
0017 CRETE PCT 012	72
0172 MONEE PCT 001	34
0173 MONEE PCT 002	9
0174 MONEE PCT 003	58
0175 MONEE PCT 004	103
0176 MONEE PCT 005	1
0177 MONEE PCT 006	6
0178 MONEE PCT 007	16
0179 MONEE PCT 008	72
0200 PEOTONE PCT 001	278
0201 PEOTONE PCT 002	274
0262 WASHINGTON PCT 001	116
0263 WASHINGTON PCT 002	126
0264 WASHINGTON PCT 003	112
0300 WILL PCT 001	192

=====

Total Republican Ballots Cast for  
County Board District 1**2,476**

ABSTRACT OF VOTES

WILL COUNTY, ILLINOIS  
GENERAL PRIMARY ELECTION  
MARCH 17, 2020  
REPUBLICAN

OFFICIAL RESULTS

REPORT-EL52

PAGE 0083

COUNTY BOARD MEMBER DISTRICT THREE

Vote for not more than 2

01 = NO CANDIDATE FILED

VOTES PERCENT

0

01

0027 DU PAGE PCT 009	0
0032 DU PAGE PCT 014	0
0033 DU PAGE PCT 015	0
0041 DU PAGE PCT 023	0
0047 DU PAGE PCT 029	0
0049 DU PAGE PCT 031	0
0050 DU PAGE PCT 032	0
0051 DU PAGE PCT 033	0
0053 DU PAGE PCT 035	0
0054 DU PAGE PCT 036	0
0055 DU PAGE PCT 037	0
0145 LOCKPORT PCT 002	0
0146 LOCKPORT PCT 003	0
0147 LOCKPORT PCT 004	0
0149 LOCKPORT PCT 006	0
0150 LOCKPORT PCT 007	0
0151 LOCKPORT PCT 008	0
0212 PLAINFIELD PCT 011	0
0284 WHEATLAND PCT 019	0
0287 WHEATLAND PCT 022	0
0292 WHEATLAND PCT 027	0

Total Republican Ballots Cast for  
County Board District 3

1,331

ABSTRACT OF VOTES

WILL COUNTY, ILLINOIS  
GENERAL PRIMARY ELECTION  
MARCH 17, 2020  
REPUBLICAN

OFFICIAL RESULTS

REPORT-EL52

PAGE 0084

COUNTY BOARD MEMBER DISTRICT EIGHT

Vote for not more than 2

01 = NO CANDIDATE FILED

VOTES PERCENT

0

01

0111 JOLIET PCT 005	0
0112 JOLIET PCT 006	0
0113 JOLIET PCT 007	0
0119 JOLIET PCT 013	0
0120 JOLIET PCT 014	0
0121 JOLIET PCT 015	0
0122 JOLIET PCT 016	0
0130 JOLIET PCT 024	0
0131 JOLIET PCT 025	0
0132 JOLIET PCT 026	0
0133 JOLIET PCT 027	0
0134 JOLIET PCT 028	0
0135 JOLIET PCT 029	0
0136 JOLIET PCT 030	0
0137 JOLIET PCT 031	0
0138 JOLIET PCT 032	0
0140 JOLIET PCT 034	0
0141 JOLIET PCT 035	0
0142 JOLIET PCT 036	0
0143 JOLIET PCT 037	0
0257 TROY PCT 018	0
0258 TROY PCT 019	0

Total Republican Ballots Cast for  
County Board District 8

836

## COUNTY BOARD MEMBER DISTRICT TEN

Vote for not more than 2

01 = NO CANDIDATE FILED

VOTES PERCENT

0

	01
0123 JOLIET PCT 017	0
0124 JOLIET PCT 018	0
0126 JOLIET PCT 020	0
0127 JOLIET PCT 021	0
0128 JOLIET PCT 022	0
0129 JOLIET PCT 023	0
0226 PLAINFIELD PCT 025	0
0227 PLAINFIELD PCT 026	0
0228 PLAINFIELD PCT 027	0
0229 PLAINFIELD PCT 028	0
0230 PLAINFIELD PCT 029	0
0236 PLAINFIELD PCT 035	0
0240 TROY PCT 001	0
0241 TROY PCT 002	0
0243 TROY PCT 004	0
0244 TROY PCT 005	0
0247 TROY PCT 008	0
0248 TROY PCT 009	0
0250 TROY PCT 011	0
0251 TROY PCT 012	0
0255 TROY PCT 016	0

Total Republican Ballots Cast for  
County Board District 10

1,890



## COUNTY BOARD MEMBER DISTRICT TWELVE

Vote for not more than 2

01 = Tom Weigel

02 = Raymond Tuminello

VOTES PERCENT

3,029 52.79  
2,709 47.21

01 02

0057 FRANKFORT PCT 001	143	118
0058 FRANKFORT PCT 002	119	94
0060 FRANKFORT PCT 004	64	56
0061 FRANKFORT PCT 005	138	127
0062 FRANKFORT PCT 006	79	71
0063 FRANKFORT PCT 007	86	76
0068 FRANKFORT PCT 012	92	78
0069 FRANKFORT PCT 013	94	72
0073 FRANKFORT PCT 017	150	136
0183 NEW LENOX PCT 004	109	93
0184 NEW LENOX PCT 005	120	104
0185 NEW LENOX PCT 006	116	106
0186 NEW LENOX PCT 007	131	117
0187 NEW LENOX PCT 008	129	120
0188 NEW LENOX PCT 009	151	99
0189 NEW LENOX PCT 010	124	123
0190 NEW LENOX PCT 011	151	140
0191 NEW LENOX PCT 012	110	95
0192 NEW LENOX PCT 013	93	91
0193 NEW LENOX PCT 014	134	120
0194 NEW LENOX PCT 015	112	117
0195 NEW LENOX PCT 016	125	131
0196 NEW LENOX PCT 017	134	114
0197 NEW LENOX PCT 018	71	71
0198 NEW LENOX PCT 019	87	85
0199 NEW LENOX PCT 020	167	155

Total Republican Ballots Cast for  
County Board District 12

3,866

## VOTES PERCENT

## COUNTY BOARD MEMBER DISTRICT THIRTEEN

Vote for not more than 2

01 = Debbie Kraulidis

02 = Gerald W. Smith

1,801 53.28  
1,579 46.72

01 02

0052 DU PAGE PCT 034	102	77
0144 LOCKPORT PCT 001	175	156
0152 LOCKPORT PCT 009	116	108
0206 PLAINFIELD PCT 005	62	48
0207 PLAINFIELD PCT 006	41	35
0208 PLAINFIELD PCT 007	35	33
0213 PLAINFIELD PCT 012	50	45
0216 PLAINFIELD PCT 015	111	102
0217 PLAINFIELD PCT 016	82	91
0218 PLAINFIELD PCT 017	57	54
0219 PLAINFIELD PCT 018	44	41
0220 PLAINFIELD PCT 019	59	45
0221 PLAINFIELD PCT 020	97	88
0222 PLAINFIELD PCT 021	77	64
0223 PLAINFIELD PCT 022	107	94
0224 PLAINFIELD PCT 023	65	56
0225 PLAINFIELD PCT 024	76	72
0231 PLAINFIELD PCT 030	85	71
0232 PLAINFIELD PCT 031	54	41
0233 PLAINFIELD PCT 032	46	37
0234 PLAINFIELD PCT 033	98	85
0291 WHEATLAND PCT 026	162	136

Total Republican Ballots Cast for  
County Board District 13

2,373

# REPUBLICAN PARTY



## PRECINCT COMMITTEE PERSONS SUMMARY

**LAUREN STALEY FERRY**

WILL COUNTY CLERK

[www.thewillcountyclerk.com](http://www.thewillcountyclerk.com)

## ELECTION SUMMARY

WILL COUNTY, ILLINOIS  
GENERAL PRIMARY ELECTION  
MARCH 17, 2020  
REPUBLICAN

OFFICIAL RESULTS

RUN DATE:04/01/20 01:50 PM

REPORT-EL45A PAGE 001

	TOTAL VOTES	%	VOTE BY MAIL	EARLY VOTING	ELECTION DAY	PROVISIONAL	POSTMARK	VBM
COMMITTEEPERSON CHANNAHON PCT 001								
Vote for not more than 1								
Judith M. "Judy" Wooten. . . . .	105	100.00	4	18	83	0		0
COMMITTEEPERSON CHANNAHON PCT 002								
Vote for not more than 1								
Rita Duchene Hughes . . . . .	129	100.00	9	21	95	0		4
COMMITTEEPERSON CHANNAHON PCT 003								
Vote for not more than 1								
Joleen V. McCarty. . . . .	110	100.00	5	22	81	0		2
COMMITTEEPERSON CHANNAHON PCT 004								
Vote for not more than 1								
NO CANDIDATE FILED . . . . .	0		0	0	0	0		0
WRITE-IN. . . . .	24	100.00	0	6	18	0		0
COMMITTEEPERSON CHANNAHON PCT 005								
Vote for not more than 1								
Christine Drumm . . . . .	102	100.00	4	6	91	0		1
COMMITTEEPERSON CRETE PCT 001								
Vote for not more than 1								
NO CANDIDATE FILED . . . . .	0		0	0	0	0		0
COMMITTEEPERSON CRETE PCT 002								
Vote for not more than 1								
NO CANDIDATE FILED . . . . .	0		0	0	0	0		0
COMMITTEEPERSON CRETE PCT 003								
Vote for not more than 1								
James J. Piacentini . . . . .	59	100.00	5	9	41	0		4
COMMITTEEPERSON CRETE PCT 004								
Vote for not more than 1								
Frank Elton. . . . .	48	100.00	7	7	31	0		3
COMMITTEEPERSON CRETE PCT 005								
Vote for not more than 1								
NO CANDIDATE FILED . . . . .	0		0	0	0	0		0
COMMITTEEPERSON CRETE PCT 006								
Vote for not more than 1								
David E. Smith. . . . .	75	100.00	8	14	53	0		0

## ELECTION SUMMARY

WILL COUNTY, ILLINOIS  
GENERAL PRIMARY ELECTION  
MARCH 17, 2020  
REPUBLICAN

## OFFICIAL RESULTS

RUN DATE:04/01/20 01:50 PM

REPORT-EL45A PAGE 002

	TOTAL VOTES	%	VOTE BY MAIL	EARLY VOTING	ELECTION DAY	PROVISIONAL	POSTMARK	VBM
COMMITTEEPERSON CRETE PCT 007								
Vote for not more than 1								
NO CANDIDATE FILED . . . . .	0		0	0	0	0		0
COMMITTEEPERSON CRETE PCT 008								
Vote for not more than 1								
Steven P. Bruns . . . . .	73	100.00	5	5	63	0		0
COMMITTEEPERSON CRETE PCT 009								
Vote for not more than 1								
NO CANDIDATE FILED . . . . .	0		0	0	0	0		0
COMMITTEEPERSON CRETE PCT 010								
Vote for not more than 1								
NO CANDIDATE FILED . . . . .	0		0	0	0	0		0
COMMITTEEPERSON CRETE PCT 011								
Vote for not more than 1								
NO CANDIDATE FILED . . . . .	0		0	0	0	0		0
COMMITTEEPERSON CRETE PCT 012								
Vote for not more than 1								
Laura Elton. . . . .	69	100.00	5	4	54	0		6
COMMITTEEPERSON CUSTER PCT 001								
Vote for not more than 1								
NO CANDIDATE FILED . . . . .	0		0	0	0	0		0
COMMITTEEPERSON DU PAGE PCT 001								
Vote for not more than 1								
NO CANDIDATE FILED . . . . .	0		0	0	0	0		0
COMMITTEEPERSON DU PAGE PCT 002								
Vote for not more than 1								
Zachary Emberton . . . . .	126	100.00	5	34	81	0		6
COMMITTEEPERSON DU PAGE PCT 003								
Vote for not more than 1								
NO CANDIDATE FILED . . . . .	0		0	0	0	0		0
COMMITTEEPERSON DU PAGE PCT 004								
Vote for not more than 1								
NO CANDIDATE FILED . . . . .	0		0	0	0	0		0

## ELECTION SUMMARY

WILL COUNTY, ILLINOIS  
GENERAL PRIMARY ELECTION  
MARCH 17, 2020  
REPUBLICAN

## OFFICIAL RESULTS

RUN DATE:04/01/20 01:50 PM

REPORT-EL45A PAGE 003

	TOTAL VOTES	%	VOTE BY MAIL	EARLY VOTING	ELECTION DAY	PROVISIONAL	POSTMARK	VBM
COMMITTEEPERSON DU PAGE PCT 005								
Vote for not more than 1								
NO CANDIDATE FILED . . . . *	0		0	0	0	0		0
COMMITTEEPERSON DU PAGE PCT 006								
Vote for not more than 1								
NO CANDIDATE FILED . . . . *	0		0	0	0	0		0
COMMITTEEPERSON DU PAGE PCT 007								
Vote for not more than 1								
NO CANDIDATE FILED . . . . *	0		0	0	0	0		0
COMMITTEEPERSON DU PAGE PCT 008								
Vote for not more than 1								
Jacquelyn Randle . . . . *	57	100.00	3	25	27	0		2
COMMITTEEPERSON DU PAGE PCT 009								
Vote for not more than 1								
NO CANDIDATE FILED . . . . *	0		0	0	0	0		0
COMMITTEEPERSON DU PAGE PCT 010								
Vote for not more than 1								
Michael Calcagno . . . . *	47	100.00	2	11	33	0		1
COMMITTEEPERSON DU PAGE PCT 011								
Vote for not more than 1								
NO CANDIDATE FILED . . . . *	0		0	0	0	0		0
COMMITTEEPERSON DU PAGE PCT 012								
Vote for not more than 1								
Felix George . . . . *	60	100.00	5	16	34	0		5
COMMITTEEPERSON DU PAGE PCT 013								
Vote for not more than 1								
NO CANDIDATE FILED . . . . *	0		0	0	0	0		0
COMMITTEEPERSON DU PAGE PCT 014								
Vote for not more than 1								
NO CANDIDATE FILED . . . . *	0		0	0	0	0		0
COMMITTEEPERSON DU PAGE PCT 015								
Vote for not more than 1								
Talat Rashid . . . . *	52	100.00	1	15	35	0		1

## ELECTION SUMMARY

WILL COUNTY, ILLINOIS  
GENERAL PRIMARY ELECTION  
MARCH 17, 2020  
REPUBLICAN

## OFFICIAL RESULTS

RUN DATE:04/01/20 01:50 PM

REPORT-EL45A PAGE 004

	TOTAL VOTES	%	VOTE BY MAIL	EARLY VOTING	ELECTION DAY	PROVISIONAL	POSTMARK	VBM
COMMITTEEPERSON DU PAGE PCT 016								
Vote for not more than 1								
NO CANDIDATE FILED . . . . *	0		0	0	0	0		0
COMMITTEEPERSON DU PAGE PCT 017								
Vote for not more than 1								
Sheldon L. Watts . . . . *	71	100.00	5	16	48	0		2
COMMITTEEPERSON DU PAGE PCT 018								
Vote for not more than 1								
NO CANDIDATE FILED . . . . *	0		0	0	0	0		0
COMMITTEEPERSON DU PAGE PCT 019								
Vote for not more than 1								
NO CANDIDATE FILED . . . . *	0		0	0	0	0		0
COMMITTEEPERSON DU PAGE PCT 020								
Vote for not more than 1								
Ron Doweidt. . . . *	46	100.00	1	14	31	0		0
COMMITTEEPERSON DU PAGE PCT 021								
Vote for not more than 1								
Teaquicia Leslie Ward . . . *	70	100.00	3	21	41	0		5
COMMITTEEPERSON DU PAGE PCT 022								
Vote for not more than 1								
James M. O'Brien . . . . *	91	100.00	8	23	59	0		1
COMMITTEEPERSON DU PAGE PCT 023								
Vote for not more than 1								
NO CANDIDATE FILED . . . . *	0		0	0	0	0		0
COMMITTEEPERSON DU PAGE PCT 024								
Vote for not more than 1								
Jean Kelly . . . . *	55	100.00	4	13	34	0		4
COMMITTEEPERSON DU PAGE PCT 025								
Vote for not more than 1								
NO CANDIDATE FILED . . . . *	0		0	0	0	0		0
COMMITTEEPERSON DU PAGE PCT 026								
Vote for not more than 1								
Monte M. Larrick . . . . *	62	100.00	1	19	42	0		0

## ELECTION SUMMARY

WILL COUNTY, ILLINOIS  
GENERAL PRIMARY ELECTION  
MARCH 17, 2020  
REPUBLICAN

## OFFICIAL RESULTS

RUN DATE:04/01/20 01:50 PM

REPORT-EL45A PAGE 005

	TOTAL VOTES	%	VOTE BY MAIL	EARLY VOTING	ELECTION DAY	PROVISIONAL	POSTMARK	VBM
COMMITTEEPERSON DU PAGE PCT 027								
Vote for not more than 1								
NO CANDIDATE FILED . . . . *	0		0	0	0	0		0
COMMITTEEPERSON DU PAGE PCT 028								
Vote for not more than 1								
NO CANDIDATE FILED . . . . *	0		0	0	0	0		0
COMMITTEEPERSON DU PAGE PCT 029								
Vote for not more than 1								
NO CANDIDATE FILED . . . . *	0		0	0	0	0		0
COMMITTEEPERSON DU PAGE PCT 030								
Vote for not more than 1								
NO CANDIDATE FILED . . . . *	0		0	0	0	0		0
COMMITTEEPERSON DU PAGE PCT 031								
Vote for not more than 1								
Maria A. Zarate . . . . *	45	100.00	1	4	39	0		1
COMMITTEEPERSON DU PAGE PCT 032								
Vote for not more than 1								
David G Richards . . . . *	100	100.00	4	17	76	0		3
COMMITTEEPERSON DU PAGE PCT 033								
Vote for not more than 1								
NO CANDIDATE FILED . . . . *	0		0	0	0	0		0
COMMITTEEPERSON DU PAGE PCT 034								
Vote for not more than 1								
NO CANDIDATE FILED . . . . *	0		0	0	0	0		0
COMMITTEEPERSON DU PAGE PCT 035								
Vote for not more than 1								
NO CANDIDATE FILED . . . . *	0		0	0	0	0		0
COMMITTEEPERSON DU PAGE PCT 036								
Vote for not more than 1								
NO CANDIDATE FILED . . . . *	0		0	0	0	0		0
COMMITTEEPERSON DU PAGE PCT 037								
Vote for not more than 1								
NO CANDIDATE FILED . . . . *	0		0	0	0	0		0



## ELECTION SUMMARY

WILL COUNTY, ILLINOIS  
GENERAL PRIMARY ELECTION  
MARCH 17, 2020  
REPUBLICAN

## OFFICIAL RESULTS

RUN DATE:04/01/20 01:50 PM

REPORT-EL45A PAGE 006

	TOTAL VOTES	%	VOTE BY MAIL	EARLY VOTING	ELECTION DAY	PROVISIONAL	POSTMARK	VBM
COMMITTEEPERSON FLORENCE PCT 001								
Vote for not more than 1								
NO CANDIDATE FILED . . . . .	0		0	0	0	0		0
COMMITTEEPERSON FRANKFORT PCT 001								
Vote for not more than 1								
David R Molinari . . . . .	159	100.00	6	46	104	0		3
COMMITTEEPERSON FRANKFORT PCT 002								
Vote for not more than 1								
NO CANDIDATE FILED . . . . .	0		0	0	0	0		0
COMMITTEEPERSON FRANKFORT PCT 003								
Vote for not more than 1								
Heather Seger . . . . .	82	100.00	8	14	59	0		1
COMMITTEEPERSON FRANKFORT PCT 004								
Vote for not more than 1								
Jessica Kot. . . . .	70	100.00	8	23	38	0		1
COMMITTEEPERSON FRANKFORT PCT 005								
Vote for not more than 1								
Anthony J Bruozas. . . . .	146	100.00	8	27	108	0		3
COMMITTEEPERSON FRANKFORT PCT 006								
Vote for not more than 1								
NO CANDIDATE FILED . . . . .	0		0	0	0	0		0
COMMITTEEPERSON FRANKFORT PCT 007								
Vote for not more than 1								
Joseph Kral. . . . .	97	100.00	12	20	65	0		0
COMMITTEEPERSON FRANKFORT PCT 008								
Vote for not more than 1								
Nick George. . . . .	60	100.00	12	16	32	0		0
COMMITTEEPERSON FRANKFORT PCT 009								
Vote for not more than 1								
Laura I. Miroballi . . . . .	54	100.00	7	10	33	0		4
COMMITTEEPERSON FRANKFORT PCT 010								
Vote for not more than 1								
NO CANDIDATE FILED . . . . .	0		0	0	0	0		0

## ELECTION SUMMARY

WILL COUNTY, ILLINOIS  
GENERAL PRIMARY ELECTION  
MARCH 17, 2020  
REPUBLICAN

## OFFICIAL RESULTS

RUN DATE:04/01/20 01:50 PM

REPORT-EL45A PAGE 007

	TOTAL VOTES	%	VOTE BY MAIL	EARLY VOTING	ELECTION DAY	PROVISIONAL	POSTMARK	VBM
COMMITTEEPERSON FRANKFORT PCT 011								
Vote for not more than 1								
Luigi Buffone . . . . .	97	100.00	5	27	61	0		4
COMMITTEEPERSON FRANKFORT PCT 012								
Vote for not more than 1								
Jeffrey Tuminello. . . . .	102	100.00	1	26	71	0		4
COMMITTEEPERSON FRANKFORT PCT 013								
Vote for not more than 1								
NO CANDIDATE FILED . . . . .	0		0	0	0	0		0
COMMITTEEPERSON FRANKFORT PCT 014								
Vote for not more than 1								
David J. Smith. . . . .	98	100.00	3	16	79	0		0
COMMITTEEPERSON FRANKFORT PCT 015								
Vote for not more than 1								
NO CANDIDATE FILED . . . . .	0		0	0	0	0		0
COMMITTEEPERSON FRANKFORT PCT 016								
Vote for not more than 1								
Henry W. Meers, Jr. . . . .	76	100.00	9	13	50	0		4
COMMITTEEPERSON FRANKFORT PCT 017								
Vote for not more than 1								
Edward E. Ronkowski . . . . .	162	100.00	10	48	93	0		11
COMMITTEEPERSON FRANKFORT PCT 018								
Vote for not more than 1								
Gayla P. Smith. . . . .	100	100.00	5	25	69	0		1
COMMITTEEPERSON FRANKFORT PCT 019								
Vote for not more than 1								
NO CANDIDATE FILED . . . . .	0		0	0	0	0		0
COMMITTEEPERSON FRANKFORT PCT 020								
Vote for not more than 1								
James G Moustis . . . . .	78	100.00	4	15	58	0		1
COMMITTEEPERSON FRANKFORT PCT 021								
Vote for not more than 1								
NO CANDIDATE FILED . . . . .	0		0	0	0	0		0

## ELECTION SUMMARY

WILL COUNTY, ILLINOIS  
GENERAL PRIMARY ELECTION  
MARCH 17, 2020  
REPUBLICAN

## OFFICIAL RESULTS

RUN DATE:04/01/20 01:50 PM

REPORT-EL45A PAGE 008

	TOTAL VOTES	%	VOTE BY MAIL	EARLY VOTING	ELECTION DAY	PROVISIONAL	POSTMARK	VBM
COMMITTEEPERSON FRANKFORT PCT 022								
Vote for not more than 1								
Jeff Arseneau . . . . .	95	100.00	10	40	43	0		2
COMMITTEEPERSON FRANKFORT PCT 023								
Vote for not more than 1								
NO CANDIDATE FILED . . . . .	0		0	0	0	0		0
COMMITTEEPERSON FRANKFORT PCT 024								
Vote for not more than 1								
Elizabeth Burghard . . . . .	77	100.00	3	13	59	0		2
COMMITTEEPERSON FRANKFORT PCT 025								
Vote for not more than 1								
Daniel J Butler . . . . .	78	100.00	1	13	62	0		2
COMMITTEEPERSON FRANKFORT PCT 026								
Vote for not more than 1								
Lindsey E. Carlisare. . . . .	81	100.00	7	20	49	0		5
COMMITTEEPERSON FRANKFORT PCT 027								
Vote for not more than 1								
Bill Carlson . . . . .	82	100.00	3	18	57	0		4
COMMITTEEPERSON FRANKFORT PCT 028								
Vote for not more than 1								
NO CANDIDATE FILED . . . . .	0		0	0	0	0		0
COMMITTEEPERSON GREEN GARDEN PCT 001								
Vote for not more than 1								
NO CANDIDATE FILED . . . . .	0		0	0	0	0		0
COMMITTEEPERSON GREEN GARDEN PCT 002								
Vote for not more than 1								
Cherie Newton . . . . .	244	100.00	10	35	194	0		5
COMMITTEEPERSON HOMER PCT 001								
Vote for not more than 1								
Regina E Robinson. . . . .	102	100.00	9	3	88	0		2
COMMITTEEPERSON HOMER PCT 002								
Vote for not more than 1								
Wayne Felgenhauer. . . . .	133	100.00	5	26	101	0		1

## ELECTION SUMMARY

WILL COUNTY, ILLINOIS  
GENERAL PRIMARY ELECTION  
MARCH 17, 2020  
REPUBLICAN

## OFFICIAL RESULTS

RUN DATE:04/01/20 01:50 PM

REPORT-EL45A PAGE 009

	TOTAL VOTES	%	VOTE BY MAIL	EARLY VOTING	ELECTION DAY	PROVISIONAL	POSTMARK	VBM
COMMITTEEPERSON HOMER PCT 003								
Vote for not more than 1								
Sharon Sweas . . . . .	90	100.00	7	25	56	0		2
COMMITTEEPERSON HOMER PCT 004								
Vote for not more than 1								
Cesar E. Marin. . . . .	142	100.00	11	33	96	0		2
COMMITTEEPERSON HOMER PCT 005								
Vote for not more than 1								
Steve Bolek. . . . .	111	100.00	10	19	76	0		6
COMMITTEEPERSON HOMER PCT 006								
Vote for not more than 1								
Stephen J. Balich. . . . .	117	100.00	14	25	76	0		2
COMMITTEEPERSON HOMER PCT 007								
Vote for not more than 1								
Daniel M. Fialko . . . . .	75	63.03	1	16	55	0		3
Edward Kalas . . . . .	44	36.97	3	11	27	0		3
COMMITTEEPERSON HOMER PCT 008								
Vote for not more than 1								
Paul J. Wills, Sr. . . . .	118	100.00	13	30	73	0		2
COMMITTEEPERSON HOMER PCT 009								
Vote for not more than 1								
Steve Spontak . . . . .	80	100.00	7	13	54	0		6
COMMITTEEPERSON HOMER PCT 010								
Vote for not more than 1								
Gary K Davidson . . . . .	103	100.00	11	19	64	0		9
COMMITTEEPERSON HOMER PCT 011								
Vote for not more than 1								
Matt Connelly . . . . .	105	100.00	9	17	78	0		1
COMMITTEEPERSON HOMER PCT 012								
Vote for not more than 1								
Ruben L Pazmino . . . . .	100	100.00	4	22	72	0		2
COMMITTEEPERSON HOMER PCT 013								
Vote for not more than 1								
Vicki Bozen. . . . .	141	100.00	8	33	95	0		5

## ELECTION SUMMARY

WILL COUNTY, ILLINOIS  
GENERAL PRIMARY ELECTION  
MARCH 17, 2020  
REPUBLICAN

## OFFICIAL RESULTS

RUN DATE:04/01/20 01:50 PM

REPORT-EL45A PAGE 010

	TOTAL VOTES	%	VOTE BY MAIL	EARLY VOTING	ELECTION DAY	PROVISIONAL	POSTMARK	VBM
COMMITTEEPERSON HOMER PCT 014								
Vote for not more than 1								
Mike Fricilone. . . . .	162	100.00	8	29	122	0		3
COMMITTEEPERSON HOMER PCT 015								
Vote for not more than 1								
Monica Kuziel . . . . .	126	100.00	9	41	71	0		5
COMMITTEEPERSON HOMER PCT 016								
Vote for not more than 1								
Elizabeth Caparelli-Ruff . . . . .	105	100.00	7	22	70	0		6
COMMITTEEPERSON HOMER PCT 017								
Vote for not more than 1								
NO CANDIDATE FILED . . . . .	0		0	0	0	0		0
COMMITTEEPERSON HOMER PCT 018								
Vote for not more than 1								
Brent Porfilio. . . . .	122	100.00	5	29	86	0		2
COMMITTEEPERSON JACKSON PCT 001								
Vote for not more than 1								
Ben Bierly . . . . .	111	100.00	2	21	88	0		0
COMMITTEEPERSON JACKSON PCT 002								
Vote for not more than 1								
NO CANDIDATE FILED . . . . .	0		0	0	0	0		0
COMMITTEEPERSON JOLIET PCT 001								
Vote for not more than 1								
NO CANDIDATE FILED . . . . .	0		0	0	0	0		0
COMMITTEEPERSON JOLIET PCT 002								
Vote for not more than 1								
NO CANDIDATE FILED . . . . .	0		0	0	0	0		0
COMMITTEEPERSON JOLIET PCT 003								
Vote for not more than 1								
NO CANDIDATE FILED . . . . .	0		0	0	0	0		0
COMMITTEEPERSON JOLIET PCT 004								
Vote for not more than 1								
NO CANDIDATE FILED . . . . .	0		0	0	0	0		0

## ELECTION SUMMARY

WILL COUNTY, ILLINOIS  
GENERAL PRIMARY ELECTION  
MARCH 17, 2020  
REPUBLICAN

## OFFICIAL RESULTS

RUN DATE:04/01/20 01:50 PM

REPORT-EL45A PAGE 011

	TOTAL VOTES	%	VOTE BY MAIL	EARLY VOTING	ELECTION DAY	PROVISIONAL	POSTMARK	VBM
COMMITTEEPERSON JOLIET PCT 005								
Vote for not more than 1								
NO CANDIDATE FILED . . . . .	0		0	0	0	0	0	0
COMMITTEEPERSON JOLIET PCT 006								
Vote for not more than 1								
NO CANDIDATE FILED . . . . .	0		0	0	0	0	0	0
COMMITTEEPERSON JOLIET PCT 007								
Vote for not more than 1								
NO CANDIDATE FILED . . . . .	0		0	0	0	0	0	0
COMMITTEEPERSON JOLIET PCT 008								
Vote for not more than 1								
Lee Johnson. . . . .	71	100.00	3	14	52	0	2	
COMMITTEEPERSON JOLIET PCT 009								
Vote for not more than 1								
NO CANDIDATE FILED . . . . .	0		0	0	0	0	0	0
COMMITTEEPERSON JOLIET PCT 010								
Vote for not more than 1								
Rick Laib . . . . .	66	100.00	4	10	51	0	1	
COMMITTEEPERSON JOLIET PCT 011								
Vote for not more than 1								
NO CANDIDATE FILED . . . . .	0		0	0	0	0	0	0
COMMITTEEPERSON JOLIET PCT 012								
Vote for not more than 1								
NO CANDIDATE FILED . . . . .	0		0	0	0	0	0	0
COMMITTEEPERSON JOLIET PCT 013								
Vote for not more than 1								
NO CANDIDATE FILED . . . . .	0		0	0	0	0	0	0
COMMITTEEPERSON JOLIET PCT 014								
Vote for not more than 1								
NO CANDIDATE FILED . . . . .	0		0	0	0	0	0	0
COMMITTEEPERSON JOLIET PCT 015								
Vote for not more than 1								
NO CANDIDATE FILED . . . . .	0		0	0	0	0	0	0

## ELECTION SUMMARY

WILL COUNTY, ILLINOIS  
GENERAL PRIMARY ELECTION  
MARCH 17, 2020  
REPUBLICAN

## OFFICIAL RESULTS

RUN DATE:04/01/20 01:50 PM

REPORT-EL45A PAGE 012

	TOTAL VOTES	%	VOTE BY MAIL	EARLY VOTING	ELECTION DAY	PROVISIONAL	POSTMARK VBM
COMMITTEEPERSON JOLIET PCT 016							
Vote for not more than 1							
NO CANDIDATE FILED . . . *	0		0	0	0	0	0
COMMITTEEPERSON JOLIET PCT 017							
Vote for not more than 1							
NO CANDIDATE FILED . . . *	0		0	0	0	0	0
COMMITTEEPERSON JOLIET PCT 018							
Vote for not more than 1							
NO CANDIDATE FILED . . . *	0		0	0	0	0	0
COMMITTEEPERSON JOLIET PCT 019							
Vote for not more than 1							
NO CANDIDATE FILED . . . *	0		0	0	0	0	0
COMMITTEEPERSON JOLIET PCT 020							
Vote for not more than 1							
NO CANDIDATE FILED . . . *	0		0	0	0	0	0
COMMITTEEPERSON JOLIET PCT 021							
Vote for not more than 1							
Chuck McCauley. . . *	74	100.00	2	9	61	0	2
COMMITTEEPERSON JOLIET PCT 022							
Vote for not more than 1							
NO CANDIDATE FILED . . . *	0		0	0	0	0	0
COMMITTEEPERSON JOLIET PCT 023							
Vote for not more than 1							
NO CANDIDATE FILED . . . *	0		0	0	0	0	0
COMMITTEEPERSON JOLIET PCT 024							
Vote for not more than 1							
NO CANDIDATE FILED . . . *	0		0	0	0	0	0
COMMITTEEPERSON JOLIET PCT 025							
Vote for not more than 1							
NO CANDIDATE FILED . . . *	0		0	0	0	0	0
COMMITTEEPERSON JOLIET PCT 026							
Vote for not more than 1							
NO CANDIDATE FILED . . . *	0		0	0	0	0	0

## ELECTION SUMMARY

WILL COUNTY, ILLINOIS  
GENERAL PRIMARY ELECTION  
MARCH 17, 2020  
REPUBLICAN

## OFFICIAL RESULTS

RUN DATE:04/01/20 01:50 PM

REPORT-EL45A PAGE 013

	TOTAL VOTES	%	VOTE BY MAIL	EARLY VOTING	ELECTION DAY	PROVISIONAL	POSTMARK	VBM
COMMITTEEPERSON JOLIET PCT 027								
Vote for not more than 1								
NO CANDIDATE FILED . . . . .	0		0	0	0	0		0
COMMITTEEPERSON JOLIET PCT 028								
Vote for not more than 1								
NO CANDIDATE FILED . . . . .	0		0	0	0	0		0
COMMITTEEPERSON JOLIET PCT 029								
Vote for not more than 1								
NO CANDIDATE FILED . . . . .	0		0	0	0	0		0
COMMITTEEPERSON JOLIET PCT 030								
Vote for not more than 1								
NO CANDIDATE FILED . . . . .	0		0	0	0	0		0
COMMITTEEPERSON JOLIET PCT 031								
Vote for not more than 1								
NO CANDIDATE FILED . . . . .	0		0	0	0	0		0
COMMITTEEPERSON JOLIET PCT 032								
Vote for not more than 1								
NO CANDIDATE FILED . . . . .	0		0	0	0	0		0
COMMITTEEPERSON JOLIET PCT 033								
Vote for not more than 1								
NO CANDIDATE FILED . . . . .	0		0	0	0	0		0
WRITE-IN. . . . .	16	100.00	1	0	15	0		0
COMMITTEEPERSON JOLIET PCT 034								
Vote for not more than 1								
NO CANDIDATE FILED . . . . .	0		0	0	0	0		0
COMMITTEEPERSON JOLIET PCT 035								
Vote for not more than 1								
NO CANDIDATE FILED . . . . .	0		0	0	0	0		0
COMMITTEEPERSON JOLIET PCT 036								
Vote for not more than 1								
NO CANDIDATE FILED . . . . .	0		0	0	0	0		0
COMMITTEEPERSON JOLIET PCT 037								
Vote for not more than 1								
NO CANDIDATE FILED . . . . .	0		0	0	0	0		0



## ELECTION SUMMARY

WILL COUNTY, ILLINOIS  
GENERAL PRIMARY ELECTION  
MARCH 17, 2020  
REPUBLICAN

## OFFICIAL RESULTS

RUN DATE:04/01/20 01:50 PM

REPORT-EL45A PAGE 014

	TOTAL VOTES	%	VOTE BY MAIL	EARLY VOTING	ELECTION DAY	PROVISIONAL	POSTMARK	VBM
COMMITTEEPERSON LOCKPORT PCT 001								
Vote for not more than 1								
Marianne S. DeMeritt. . . . .	208	100.00	29	12	156	0		11
COMMITTEEPERSON LOCKPORT PCT 002								
Vote for not more than 1								
Victor D. Zack. . . . .	75	100.00	5	10	56	0		4
COMMITTEEPERSON LOCKPORT PCT 003								
Vote for not more than 1								
NO CANDIDATE FILED . . . . .	0		0	0	0	0		0
COMMITTEEPERSON LOCKPORT PCT 004								
Vote for not more than 1								
NO CANDIDATE FILED . . . . .	0		0	0	0	0		0
COMMITTEEPERSON LOCKPORT PCT 005								
Vote for not more than 1								
Michael Lewandowski . . . . .	147	100.00	11	21	113	0		2
COMMITTEEPERSON LOCKPORT PCT 006								
Vote for not more than 1								
NO CANDIDATE FILED . . . . .	0		0	0	0	0		0
WRITE-IN. . . . .	6	100.00	0	0	6	0		0
COMMITTEEPERSON LOCKPORT PCT 007								
Vote for not more than 1								
Andrew S. Koroma . . . . .	47	100.00	3	4	39	0		1
COMMITTEEPERSON LOCKPORT PCT 008								
Vote for not more than 1								
John Barbush . . . . .	23	100.00	0	3	20	0		0
COMMITTEEPERSON LOCKPORT PCT 009								
Vote for not more than 1								
NO CANDIDATE FILED . . . . .	0		0	0	0	0		0
WRITE-IN. . . . .	5	100.00	0	3	2	0		0
COMMITTEEPERSON LOCKPORT PCT 010								
Vote for not more than 1								
NO CANDIDATE FILED . . . . .	0		0	0	0	0		0
WRITE-IN. . . . .	4	100.00	0	3	1	0		0

## ELECTION SUMMARY

WILL COUNTY, ILLINOIS  
GENERAL PRIMARY ELECTION  
MARCH 17, 2020  
REPUBLICAN

OFFICIAL RESULTS

RUN DATE:04/01/20 01:50 PM

REPORT-EL45A PAGE 015

	TOTAL VOTES	%	VOTE BY MAIL	EARLY VOTING	ELECTION DAY	PROVISIONAL	POSTMARK	VBM
COMMITTEEPERSON LOCKPORT PCT 011								
Vote for not more than 1								
NO CANDIDATE FILED . . . . *	0		0	0	0	0		0
WRITE-IN. . . . *	12	100.00	0	1	10	0		1
COMMITTEEPERSON LOCKPORT PCT 012								
Vote for not more than 1								
NO CANDIDATE FILED . . . . *	0		0	0	0	0		0
WRITE-IN. . . . *	7	100.00	1	0	6	0		0
COMMITTEEPERSON LOCKPORT PCT 013								
Vote for not more than 1								
Gerald (Jerry) C Hinkelman. . . . *	224	100.00	28	32	157	0		7
COMMITTEEPERSON LOCKPORT PCT 014								
Vote for not more than 1								
NO CANDIDATE FILED . . . . *	0		0	0	0	0		0
WRITE-IN. . . . *	5	100.00	0	1	4	0		0
COMMITTEEPERSON LOCKPORT PCT 015								
Vote for not more than 1								
NO CANDIDATE FILED . . . . *	0		0	0	0	0		0
COMMITTEEPERSON LOCKPORT PCT 016								
Vote for not more than 1								
NO CANDIDATE FILED . . . . *	0		0	0	0	0		0
COMMITTEEPERSON LOCKPORT PCT 017								
Vote for not more than 1								
William Passaglia. . . . *	103	60.95	2	31	63	0		7
James Louch. . . . *	66	39.05	0	17	47	0		2
COMMITTEEPERSON LOCKPORT PCT 018								
Vote for not more than 1								
Jesse M Torres. . . . *	96	100.00	6	25	58	0		7
COMMITTEEPERSON LOCKPORT PCT 019								
Vote for not more than 1								
Cecilia (CeCe) DiSomma . . . . *	119	100.00	14	38	61	0		6
COMMITTEEPERSON LOCKPORT PCT 020								
Vote for not more than 1								
Peter R. DeLaney . . . . *	91	100.00	4	10	75	0		2

## ELECTION SUMMARY

WILL COUNTY, ILLINOIS  
GENERAL PRIMARY ELECTION  
MARCH 17, 2020  
REPUBLICAN

## OFFICIAL RESULTS

RUN DATE:04/01/20 01:50 PM

REPORT-EL45A PAGE 016

	TOTAL VOTES	%	VOTE BY MAIL	EARLY VOTING	ELECTION DAY	PROVISIONAL	POSTMARK	VBM
COMMITTEEPERSON LOCKPORT PCT 021								
Vote for not more than 1								
NO CANDIDATE FILED . . . . .	0		0	0	0	0		0
COMMITTEEPERSON LOCKPORT PCT 022								
Vote for not more than 1								
Annette Parker. . . . .	71	100.00	9	6	55	0		1
COMMITTEEPERSON LOCKPORT PCT 023								
Vote for not more than 1								
NO CANDIDATE FILED . . . . .	0		0	0	0	0		0
WRITE-IN. . . . .	7	100.00	1	2	3	0		1
COMMITTEEPERSON LOCKPORT PCT 024								
Vote for not more than 1								
NO CANDIDATE FILED . . . . .	0		0	0	0	0		0
COMMITTEEPERSON MANHATTAN PCT 001								
Vote for not more than 1								
NO CANDIDATE FILED . . . . .	0		0	0	0	0		0
COMMITTEEPERSON MANHATTAN PCT 002								
Vote for not more than 1								
NO CANDIDATE FILED . . . . .	0		0	0	0	0		0
WRITE-IN. . . . .	6	100.00	0	0	6	0		0
COMMITTEEPERSON MANHATTAN PCT 003								
Vote for not more than 1								
Joseph C. "Tuck" Marshall . . . . .	161	100.00	11	27	116	0		7
COMMITTEEPERSON MANHATTAN PCT 004								
Vote for not more than 1								
NO CANDIDATE FILED . . . . .	0		0	0	0	0		0
COMMITTEEPERSON MONEE PCT 001								
Vote for not more than 1								
NO CANDIDATE FILED . . . . .	0		0	0	0	0		0
COMMITTEEPERSON MONEE PCT 002								
Vote for not more than 1								
NO CANDIDATE FILED . . . . .	0		0	0	0	0		0
COMMITTEEPERSON MONEE PCT 003								
Vote for not more than 1								
NO CANDIDATE FILED . . . . .	0		0	0	0	0		0

## ELECTION SUMMARY

WILL COUNTY, ILLINOIS  
GENERAL PRIMARY ELECTION  
MARCH 17, 2020  
REPUBLICAN

## OFFICIAL RESULTS

RUN DATE:04/01/20 01:50 PM

REPORT-EL45A PAGE 017

	TOTAL VOTES	%	VOTE BY MAIL	EARLY VOTING	ELECTION DAY	PROVISIONAL	POSTMARK	VBM
COMMITTEEPERSON MONEE PCT 004								
Vote for not more than 1								
Jay Farquhar . . . . .	81	100.00	8	22	48	0		3
COMMITTEEPERSON MONEE PCT 005								
Vote for not more than 1								
NO CANDIDATE FILED . . . . .	0		0	0	0	0		0
COMMITTEEPERSON MONEE PCT 006								
Vote for not more than 1								
NO CANDIDATE FILED . . . . .	0		0	0	0	0		0
COMMITTEEPERSON MONEE PCT 007								
Vote for not more than 1								
NO CANDIDATE FILED . . . . .	0		0	0	0	0		0
COMMITTEEPERSON MONEE PCT 008								
Vote for not more than 1								
George L. Pearson. . . . .	70	100.00	7	7	55	0		1
COMMITTEEPERSON NEW LENOX PCT 001								
Vote for not more than 1								
Dale Larson. . . . .	59	100.00	1	5	51	0		2
COMMITTEEPERSON NEW LENOX PCT 002								
Vote for not more than 1								
Barbara E Kaupas . . . . .	130	100.00	7	32	85	0		6
COMMITTEEPERSON NEW LENOX PCT 003								
Vote for not more than 1								
Dave Medema. . . . .	92	100.00	1	9	81	0		1
COMMITTEEPERSON NEW LENOX PCT 004								
Vote for not more than 1								
Richard J. Kavanagh . . . . .	125	100.00	7	13	102	0		3
COMMITTEEPERSON NEW LENOX PCT 005								
Vote for not more than 1								
Patricia "Patty" Deiters . . . . .	139	100.00	9	26	101	0		3
COMMITTEEPERSON NEW LENOX PCT 006								
Vote for not more than 1								
Nicole D Sanders . . . . .	127	100.00	3	25	96	0		3

## ELECTION SUMMARY

WILL COUNTY, ILLINOIS  
GENERAL PRIMARY ELECTION  
MARCH 17, 2020  
REPUBLICAN

## OFFICIAL RESULTS

RUN DATE:04/01/20 01:50 PM

REPORT-EL45A PAGE 018

	TOTAL VOTES	%	VOTE BY MAIL	EARLY VOTING	ELECTION DAY	PROVISIONAL	POSTMARK	VBM
COMMITTEEPERSON NEW LENOX PCT 007								
Vote for not more than 1								
Barbara Hermanowicz . . . . .	141	100.00	11	39	86	0		5
COMMITTEEPERSON NEW LENOX PCT 008								
Vote for not more than 1								
Barbara J. Healy . . . . .	142	100.00	14	44	81	0		3
COMMITTEEPERSON NEW LENOX PCT 009								
Vote for not more than 1								
Dennis R. McPartlin . . . . .	150	100.00	4	32	111	0		3
COMMITTEEPERSON NEW LENOX PCT 010								
Vote for not more than 1								
Keifer Keigher. . . . .	141	100.00	9	58	70	0		4
COMMITTEEPERSON NEW LENOX PCT 011								
Vote for not more than 1								
D Lori Lindberg . . . . .	159	100.00	4	36	115	1		3
COMMITTEEPERSON NEW LENOX PCT 012								
Vote for not more than 1								
Frankie J. Pretzel . . . . .	126	100.00	3	20	98	0		5
COMMITTEEPERSON NEW LENOX PCT 013								
Vote for not more than 1								
Kathy Hilton . . . . .	111	100.00	3	34	73	0		1
COMMITTEEPERSON NEW LENOX PCT 014								
Vote for not more than 1								
NO CANDIDATE FILED . . . . .	0		0	0	0	0		0
COMMITTEEPERSON NEW LENOX PCT 015								
Vote for not more than 1								
Douglas E Finnegan . . . . .	130	100.00	8	48	70	0		4
COMMITTEEPERSON NEW LENOX PCT 016								
Vote for not more than 1								
Scott M Strache . . . . .	156	100.00	3	53	97	0		3
COMMITTEEPERSON NEW LENOX PCT 017								
Vote for not more than 1								
Martin J. Boban . . . . .	149	100.00	8	47	92	0		2

## ELECTION SUMMARY

WILL COUNTY, ILLINOIS  
GENERAL PRIMARY ELECTION  
MARCH 17, 2020  
REPUBLICAN

## OFFICIAL RESULTS

RUN DATE:04/01/20 01:50 PM

REPORT-EL45A PAGE 019

	TOTAL VOTES	%	VOTE BY MAIL	EARLY VOTING	ELECTION DAY	PROVISIONAL	POSTMARK	VBM
COMMITTEEPERSON NEW LENOX PCT 018								
Vote for not more than 1								
NO CANDIDATE FILED . . . . .	0		0	0	0	0		0
COMMITTEEPERSON NEW LENOX PCT 019								
Vote for not more than 1								
Chris Kose1. . . . .	108	100.00	3	26	76	0		3
COMMITTEEPERSON NEW LENOX PCT 020								
Vote for not more than 1								
Maureen Flanagan Broderick. . . . .	105	47.95	5	24	74	0		2
Mark Anthony Munizzo. . . . .	114	52.05	11	36	62	0		5
COMMITTEEPERSON PEOTONE PCT 001								
Vote for not more than 1								
Natalie Murawski . . . . .	277	100.00	26	11	231	0		9
COMMITTEEPERSON PEOTONE PCT 002								
Vote for not more than 1								
Kirsten Steeves . . . . .	281	100.00	19	12	242	0		8
COMMITTEEPERSON PLAINFIELD PCT 001								
Vote for not more than 1								
Anthony "Tony" F. Fremarek. . . . .	97	100.00	4	17	71	0		5
COMMITTEEPERSON PLAINFIELD PCT 002								
Vote for not more than 1								
NO CANDIDATE FILED . . . . .	0		0	0	0	0		0
COMMITTEEPERSON PLAINFIELD PCT 003								
Vote for not more than 1								
Joan "Mary" Quinn. . . . .	127	100.00	10	27	82	0		8
COMMITTEEPERSON PLAINFIELD PCT 004								
Vote for not more than 1								
NO CANDIDATE FILED . . . . .	0		0	0	0	0		0
COMMITTEEPERSON PLAINFIELD PCT 005								
Vote for not more than 1								
NO CANDIDATE FILED . . . . .	0		0	0	0	0		0
COMMITTEEPERSON PLAINFIELD PCT 006								
Vote for not more than 1								
NO CANDIDATE FILED . . . . .	0		0	0	0	0		0

## ELECTION SUMMARY

WILL COUNTY, ILLINOIS  
GENERAL PRIMARY ELECTION  
MARCH 17, 2020  
REPUBLICAN

## OFFICIAL RESULTS

RUN DATE:04/01/20 01:50 PM

REPORT-EL45A PAGE 020

	TOTAL VOTES	%	VOTE BY MAIL	EARLY VOTING	ELECTION DAY	PROVISIONAL	POSTMARK	VBM
COMMITTEEPERSON PLAINFIELD PCT 007								
Vote for not more than 1								
NO CANDIDATE FILED . . . . .	0		0	0	0	0		0
COMMITTEEPERSON PLAINFIELD PCT 008								
Vote for not more than 1								
NO CANDIDATE FILED . . . . .	0		0	0	0	0		0
COMMITTEEPERSON PLAINFIELD PCT 009								
Vote for not more than 1								
Matthew C. Starr . . . . .	124	100.00	7	17	97	0		3
COMMITTEEPERSON PLAINFIELD PCT 010								
Vote for not more than 1								
Roger Bonuchi . . . . .	106	100.00	6	29	63	1		7
COMMITTEEPERSON PLAINFIELD PCT 011								
Vote for not more than 1								
NO CANDIDATE FILED . . . . .	0		0	0	0	0		0
COMMITTEEPERSON PLAINFIELD PCT 012								
Vote for not more than 1								
NO CANDIDATE FILED . . . . .	0		0	0	0	0		0
COMMITTEEPERSON PLAINFIELD PCT 013								
Vote for not more than 1								
NO CANDIDATE FILED . . . . .	0		0	0	0	0		0
COMMITTEEPERSON PLAINFIELD PCT 014								
Vote for not more than 1								
Ernest C. Knight . . . . .	64	55.17	5	15	44	0		0
Gretchen Fritz. . . . .	52	44.83	4	12	36	0		0
COMMITTEEPERSON PLAINFIELD PCT 015								
Vote for not more than 1								
Dale Fontana . . . . .	126	100.00	15	30	78	0		3
COMMITTEEPERSON PLAINFIELD PCT 016								
Vote for not more than 1								
Gerald W. Smith . . . . .	108	100.00	4	16	85	0		3
COMMITTEEPERSON PLAINFIELD PCT 017								
Vote for not more than 1								
NO CANDIDATE FILED . . . . .	0		0	0	0	0		0

## ELECTION SUMMARY

WILL COUNTY, ILLINOIS  
GENERAL PRIMARY ELECTION  
MARCH 17, 2020  
REPUBLICAN

## OFFICIAL RESULTS

RUN DATE:04/01/20 01:50 PM

REPORT-EL45A PAGE 021

	TOTAL VOTES	%	VOTE BY MAIL	EARLY VOTING	ELECTION DAY	PROVISIONAL	POSTMARK VBM
COMMITTEEPERSON PLAINFIELD PCT 018							
Vote for not more than 1							
NO CANDIDATE FILED . . . . .	0		0	0	0	0	0
COMMITTEEPERSON PLAINFIELD PCT 019							
Vote for not more than 1							
NO CANDIDATE FILED . . . . .	0		0	0	0	0	0
COMMITTEEPERSON PLAINFIELD PCT 020							
Vote for not more than 1							
NO CANDIDATE FILED . . . . .	0		0	0	0	0	0
COMMITTEEPERSON PLAINFIELD PCT 021							
Vote for not more than 1							
Anthony Anderson . . . . .	90	100.00	7	12	66	0	5
COMMITTEEPERSON PLAINFIELD PCT 022							
Vote for not more than 1							
NO CANDIDATE FILED . . . . .	0		0	0	0	0	0
COMMITTEEPERSON PLAINFIELD PCT 023							
Vote for not more than 1							
NO CANDIDATE FILED . . . . .	0		0	0	0	0	0
COMMITTEEPERSON PLAINFIELD PCT 024							
Vote for not more than 1							
NO CANDIDATE FILED . . . . .	0		0	0	0	0	0
COMMITTEEPERSON PLAINFIELD PCT 025							
Vote for not more than 1							
NO CANDIDATE FILED . . . . .	0		0	0	0	0	0
COMMITTEEPERSON PLAINFIELD PCT 026							
Vote for not more than 1							
NO CANDIDATE FILED . . . . .	0		0	0	0	0	0
COMMITTEEPERSON PLAINFIELD PCT 027							
Vote for not more than 1							
NO CANDIDATE FILED . . . . .	0		0	0	0	0	0
COMMITTEEPERSON PLAINFIELD PCT 028							
Vote for not more than 1							
NO CANDIDATE FILED . . . . .	0		0	0	0	0	0



## ELECTION SUMMARY

WILL COUNTY, ILLINOIS  
GENERAL PRIMARY ELECTION  
MARCH 17, 2020  
REPUBLICAN

## OFFICIAL RESULTS

RUN DATE:04/01/20 01:50 PM

REPORT-EL45A PAGE 022

	TOTAL VOTES	%	VOTE BY MAIL	EARLY VOTING	ELECTION DAY	PROVISIONAL	POSTMARK	VBM
COMMITTEEPERSON PLAINFIELD PCT 029								
Vote for not more than 1								
NO CANDIDATE FILED . . . . .	0		0	0	0	0		0
COMMITTEEPERSON PLAINFIELD PCT 030								
Vote for not more than 1								
NO CANDIDATE FILED . . . . .	0		0	0	0	0		0
COMMITTEEPERSON PLAINFIELD PCT 031								
Vote for not more than 1								
NO CANDIDATE FILED . . . . .	0		0	0	0	0		0
COMMITTEEPERSON PLAINFIELD PCT 032								
Vote for not more than 1								
Debbie Kraulidis . . . . .	56	100.00	2	7	40	0		7
COMMITTEEPERSON PLAINFIELD PCT 033								
Vote for not more than 1								
NO CANDIDATE FILED . . . . .	0		0	0	0	0		0
COMMITTEEPERSON PLAINFIELD PCT 034								
Vote for not more than 1								
NO CANDIDATE FILED . . . . .	0		0	0	0	0		0
COMMITTEEPERSON PLAINFIELD PCT 035								
Vote for not more than 1								
NO CANDIDATE FILED . . . . .	0		0	0	0	0		0
COMMITTEEPERSON REED PCT 001								
Vote for not more than 1								
NO CANDIDATE FILED . . . . .	0		0	0	0	0		0
COMMITTEEPERSON REED PCT 002								
Vote for not more than 1								
NO CANDIDATE FILED . . . . .	0		0	0	0	0		0
COMMITTEEPERSON REED PCT 003								
Vote for not more than 1								
NO CANDIDATE FILED . . . . .	0		0	0	0	0		0
COMMITTEEPERSON TROY PCT 001								
Vote for not more than 1								
Thomas Carroll. . . . .	96	100.00	1	16	79	0		0

## ELECTION SUMMARY

WILL COUNTY, ILLINOIS  
GENERAL PRIMARY ELECTION  
MARCH 17, 2020  
REPUBLICAN

## OFFICIAL RESULTS

RUN DATE:04/01/20 01:50 PM

REPORT-EL45A PAGE 023

	TOTAL VOTES	%	VOTE BY MAIL	EARLY VOTING	ELECTION DAY	PROVISIONAL	POSTMARK	VBM
COMMITTEEPERSON TROY PCT 002								
Vote for not more than 1								
NO CANDIDATE FILED . . . . .	0		0	0	0	0		0
COMMITTEEPERSON TROY PCT 003								
Vote for not more than 1								
NO CANDIDATE FILED . . . . .	0		0	0	0	0		0
COMMITTEEPERSON TROY PCT 004								
Vote for not more than 1								
NO CANDIDATE FILED . . . . .	0		0	0	0	0		0
COMMITTEEPERSON TROY PCT 005								
Vote for not more than 1								
John F Kochalka . . . . .	76	100.00	7	13	55	0		1
COMMITTEEPERSON TROY PCT 006								
Vote for not more than 1								
Dorothy "Dottie" MacQueen . . . . .	51	100.00	6	11	32	1		1
COMMITTEEPERSON TROY PCT 007								
Vote for not more than 1								
Kimberly Anderson. . . . .	120	100.00	11	24	73	0		12
COMMITTEEPERSON TROY PCT 008								
Vote for not more than 1								
Steven J. Orlando. . . . .	118	100.00	13	17	79	0		9
COMMITTEEPERSON TROY PCT 009								
Vote for not more than 1								
NO CANDIDATE FILED . . . . .	0		0	0	0	0		0
COMMITTEEPERSON TROY PCT 010								
Vote for not more than 1								
Jerry Benθ . . . . .	107	100.00	10	13	80	0		4
COMMITTEEPERSON TROY PCT 011								
Vote for not more than 1								
Jim Alaimo . . . . .	154	100.00	13	32	98	0		11
COMMITTEEPERSON TROY PCT 012								
Vote for not more than 1								
Brandon Harris. . . . .	87	100.00	7	14	60	0		6

## ELECTION SUMMARY

WILL COUNTY, ILLINOIS  
GENERAL PRIMARY ELECTION  
MARCH 17, 2020  
REPUBLICAN

## OFFICIAL RESULTS

RUN DATE:04/01/20 01:50 PM

REPORT-EL45A PAGE 024

	TOTAL VOTES	%	VOTE BY MAIL	EARLY VOTING	ELECTION DAY	PROVISIONAL	POSTMARK	VBM
COMMITTEEPERSON TROY PCT 013								
Vote for not more than 1								
Jerry Nudera . . . . .	176	100.00	13	51	102	0		10
COMMITTEEPERSON TROY PCT 014								
Vote for not more than 1								
Joseph D. Baltz . . . . .	104	100.00	13	18	71	0		2
COMMITTEEPERSON TROY PCT 015								
Vote for not more than 1								
Dawn Damiani . . . . .	117	100.00	5	20	88	0		4
COMMITTEEPERSON TROY PCT 016								
Vote for not more than 1								
Arnold Forrest. . . . .	77	100.00	15	22	36	0		4
COMMITTEEPERSON TROY PCT 017								
Vote for not more than 1								
Bryan W. Kopman . . . . .	141	100.00	12	33	92	0		4
COMMITTEEPERSON TROY PCT 018								
Vote for not more than 1								
Orville E Elza. . . . .	66	100.00	3	11	48	0		4
COMMITTEEPERSON TROY PCT 019								
Vote for not more than 1								
NO CANDIDATE FILED . . . . .	0		0	0	0	0		0
COMMITTEEPERSON TROY PCT 020								
Vote for not more than 1								
Eric J. Reibenstein . . . . .	147	100.00	8	17	119	0		3
COMMITTEEPERSON TROY PCT 021								
Vote for not more than 1								
Frank S. Cservenyak Jr.. . . . .	119	100.00	8	16	92	0		3
COMMITTEEPERSON TROY PCT 022								
Vote for not more than 1								
Owen T. McCarthy . . . . .	75	100.00	0	8	63	0		4
COMMITTEEPERSON WASHINGTON PCT 001								
Vote for not more than 1								
Stacy M. Mazurek . . . . .	114	100.00	3	11	93	0		7

## ELECTION SUMMARY

WILL COUNTY, ILLINOIS  
GENERAL PRIMARY ELECTION  
MARCH 17, 2020  
REPUBLICAN

## OFFICIAL RESULTS

RUN DATE:04/01/20 01:50 PM

REPORT-EL45A PAGE 025

	TOTAL VOTES	%	VOTE BY MAIL	EARLY VOTING	ELECTION DAY	PROVISIONAL	POSTMARK	VBM
COMMITTEEPERSON WASHINGTON PCT 002								
Vote for not more than 1								
NO CANDIDATE FILED . . . . .	0		0	0	0	0		0
COMMITTEEPERSON WASHINGTON PCT 003								
Vote for not more than 1								
NO CANDIDATE FILED . . . . .	0		0	0	0	0		0
COMMITTEEPERSON WESLEY PCT 001								
Vote for not more than 1								
NO CANDIDATE FILED . . . . .	0		0	0	0	0		0
COMMITTEEPERSON WHEATLAND PCT 001								
Vote for not more than 1								
Jacob Snitko . . . . .	115	100.00	13	20	78	0		4
COMMITTEEPERSON WHEATLAND PCT 002								
Vote for not more than 1								
Michael "Big Mike" Strick . . . . .	215	100.00	30	85	87	0		13
COMMITTEEPERSON WHEATLAND PCT 003								
Vote for not more than 1								
Sean S. Adams . . . . .	113	100.00	5	17	86	0		5
COMMITTEEPERSON WHEATLAND PCT 004								
Vote for not more than 1								
Pavi Agrawal . . . . .	80	100.00	3	19	54	0		4
COMMITTEEPERSON WHEATLAND PCT 005								
Vote for not more than 1								
Bradford Miller . . . . .	154	100.00	6	32	114	0		2
COMMITTEEPERSON WHEATLAND PCT 006								
Vote for not more than 1								
NO CANDIDATE FILED . . . . .	0		0	0	0	0		0
COMMITTEEPERSON WHEATLAND PCT 007								
Vote for not more than 1								
Stephen Robert Collins . . . . .	120	100.00	3	39	76	0		2
COMMITTEEPERSON WHEATLAND PCT 008								
Vote for not more than 1								
Julie Anne Berkowicz. . . . .	119	100.00	7	21	85	0		6

## ELECTION SUMMARY

WILL COUNTY, ILLINOIS  
GENERAL PRIMARY ELECTION  
MARCH 17, 2020  
REPUBLICAN

OFFICIAL RESULTS

RUN DATE:04/01/20 01:50 PM

REPORT-EL45A PAGE 026

	TOTAL VOTES	%	VOTE BY MAIL	EARLY VOTING	ELECTION DAY	PROVISIONAL	POSTMARK	VBM
COMMITTEEPERSON WHEATLAND PCT 009								
Vote for not more than 1								
NO CANDIDATE FILED . . . . .	0		0	0	0	0		0
WRITE-IN. . . . .	47	100.00	4	11	30	0		2
COMMITTEEPERSON WHEATLAND PCT 010								
Vote for not more than 1								
Debra H. Holscher. . . . .	100	100.00	11	26	60	0		3
COMMITTEEPERSON WHEATLAND PCT 011								
Vote for not more than 1								
Renata Sliva . . . . .	130	100.00	10	44	70	0		6
COMMITTEEPERSON WHEATLAND PCT 012								
Vote for not more than 1								
NO CANDIDATE FILED . . . . .	0		0	0	0	0		0
COMMITTEEPERSON WHEATLAND PCT 013								
Vote for not more than 1								
Alex Toustanovskiy . . . . .	100	100.00	12	24	62	0		2
COMMITTEEPERSON WHEATLAND PCT 014								
Vote for not more than 1								
NO CANDIDATE FILED . . . . .	0		0	0	0	0		0
COMMITTEEPERSON WHEATLAND PCT 015								
Vote for not more than 1								
Edward Harvey . . . . .	73	100.00	0	12	61	0		0
COMMITTEEPERSON WHEATLAND PCT 016								
Vote for not more than 1								
NO CANDIDATE FILED . . . . .	0		0	0	0	0		0
COMMITTEEPERSON WHEATLAND PCT 017								
Vote for not more than 1								
NO CANDIDATE FILED . . . . .	0		0	0	0	0		0
WRITE-IN. . . . .	11	100.00	1	2	8	0		0
COMMITTEEPERSON WHEATLAND PCT 018								
Vote for not more than 1								
James Hofman . . . . .	120	100.00	6	24	87	0		3
COMMITTEEPERSON WHEATLAND PCT 019								
Vote for not more than 1								
Kevin M. Golden . . . . .	41	100.00	1	7	33	0		0

## ELECTION SUMMARY

WILL COUNTY, ILLINOIS  
GENERAL PRIMARY ELECTION  
MARCH 17, 2020  
REPUBLICAN

## OFFICIAL RESULTS

RUN DATE:04/01/20 01:50 PM

REPORT-EL45A PAGE 027

	TOTAL VOTES	%	VOTE BY MAIL	EARLY VOTING	ELECTION DAY	PROVISIONAL	POSTMARK	VBM
COMMITTEEPERSON WHEATLAND PCT 020								
Vote for not more than 1								
Gene Geekie. . . . .	147	100.00	5	29	109	0		4
COMMITTEEPERSON WHEATLAND PCT 021								
Vote for not more than 1								
Chuck Kern . . . . .	99	100.00	9	23	67	0		0
COMMITTEEPERSON WHEATLAND PCT 022								
Vote for not more than 1								
Raquel M Mitchell. . . . .	52	100.00	0	8	42	0		2
COMMITTEEPERSON WHEATLAND PCT 023								
Vote for not more than 1								
Mike Magee . . . . .	83	100.00	4	16	61	0		2
COMMITTEEPERSON WHEATLAND PCT 024								
Vote for not more than 1								
Roy Pura. . . . .	98	100.00	7	18	68	1		4
COMMITTEEPERSON WHEATLAND PCT 025								
Vote for not more than 1								
Stephanie Arvanites . . . . .	103	100.00	3	30	68	0		2
COMMITTEEPERSON WHEATLAND PCT 026								
Vote for not more than 1								
Christina M. Culotta. . . . .	180	100.00	11	56	106	0		7
COMMITTEEPERSON WHEATLAND PCT 027								
Vote for not more than 1								
Eric Di Silvestro. . . . .	78	100.00	3	14	55	0		6
COMMITTEEPERSON WHEATLAND PCT 028								
Vote for not more than 1								
Robert Livas . . . . .	144	100.00	11	23	106	0		4
COMMITTEEPERSON WHEATLAND PCT 029								
Vote for not more than 1								
Jeffrey DeRango . . . . .	139	100.00	9	26	100	0		4
COMMITTEEPERSON WHEATLAND PCT 030								
Vote for not more than 1								
Colleen M. Rotkis. . . . .	133	100.00	4	30	93	0		6

## ELECTION SUMMARY

WILL COUNTY, ILLINOIS  
GENERAL PRIMARY ELECTION  
MARCH 17, 2020  
REPUBLICAN

## OFFICIAL RESULTS

RUN DATE:04/01/20 01:50 PM

REPORT-EL45A PAGE 028

	TOTAL VOTES	%	VOTE BY MAIL	EARLY VOTING	ELECTION DAY	PROVISIONAL	POSTMARK	VBM
COMMITTEEPERSON WHEATLAND PCT 031								
Vote for not more than 1								
NO CANDIDATE FILED . . . . .	0		0	0	0	0		0
COMMITTEEPERSON WHEATLAND PCT 032								
Vote for not more than 1								
NO CANDIDATE FILED . . . . .	0		0	0	0	0		0
COMMITTEEPERSON WHEATLAND PCT 033								
Vote for not more than 1								
NO CANDIDATE FILED . . . . .	0		0	0	0	0		0
COMMITTEEPERSON WHEATLAND PCT 034								
Vote for not more than 1								
Kerry H. Pace . . . . .	144	100.00	6	34	103	0		1
COMMITTEEPERSON WILL PCT 001								
Vote for not more than 1								
Judy Ogalla. . . . .	209	100.00	9	6	188	0		6
COMMITTEEPERSON WILMINGTON PCT 001								
Vote for not more than 1								
NO CANDIDATE FILED . . . . .	0		0	0	0	0		0
COMMITTEEPERSON WILMINGTON PCT 002								
Vote for not more than 1								
NO CANDIDATE FILED . . . . .	0		0	0	0	0		0
COMMITTEEPERSON WILMINGTON PCT 003								
Vote for not more than 1								
NO CANDIDATE FILED . . . . .	0		0	0	0	0		0
COMMITTEEPERSON WILTON PCT 001								
Vote for not more than 1								
NO CANDIDATE FILED . . . . .	0		0	0	0	0		0

# REPUBLICAN PARTY



## WRITE-IN VOTES

**LAUREN STALEY FERRY**

**WILL COUNTY CLERK**

[www.thewillcountyclerk.com](http://www.thewillcountyclerk.com)



**Official Write-In Results**  
**March 17, 2020 General Primary Election**  
**Summary Totals**

Name	Office	Total Votes
Richard Mayers	Republican President of the United States	2
Richard Mayers	Republican Delegate to the National Nominating Convention - 3rd Cong.	0
August Deuser	Republican 19th Legislative District	272
Anthony Granata	Republican Circuit Clerk	505
Mike Messina	Republican Chief Executive Officer	23
William Piper	Democratic Precinct Committeeperson Channahon 02	0
Karen A. Stukel	Democratic Precinct Committeeperson Channahon 02	6
Amy Singletary	Republican Precinct Committeeperson Channahon 04	23
Sabrina J. Frederick	Democratic Precinct Committeeperson DuPage 20	0
Cheryl A. Hardy	Democratic Precinct Committeeperson DuPage 20	3
Ryan A. Jandura	Democratic Precinct Committeeperson Florence 01	1
Brittany Means	Democratic Precinct Committeeperson Frankfort 02	7
Ryan Denson	Democratic Precinct Committeeperson Frankfort 04	1
Thomas Clifton	Democratic Precinct Committeeperson Frankfort 14	1
Matthew J. Hunt	Democratic Precinct Committeeperson Frankfort 21	2
Ryan Brenczewski	Democratic Precinct Committeeperson Homer 04	1
Vincent Alessio	Democratic Precinct Committeeperson Joliet 09	2
Michael Kane	Democratic Precinct Committeeperson Joliet 11	1
Monica Bibian	Democratic Precinct Committeeperson Joliet 15	4
Cesar Escutia	Democratic Precinct Committeeperson Joliet 15	11
Michelle Stiff	Democratic Precinct Committeeperson Joliet 21	4
Cesar Contreras	Democratic Precinct Committeeperson Joliet 24	0

Name	Office	Total Votes
Leon "Rocky" Ausec	Republican Precinct Committeeperson Joliet 33	1
Jessica Cannaday	Republican Precinct Committeeperson Lockport 06	3
Joseph N. Silich	Republican Precinct Committeeperson Lockport 09	3
Keith McCure	Republican Precinct Committeeperson Lockport 10	0
Geraldine Parker	Republican Precinct Committeeperson Lockport 11	0
Kenneth Beaton	Republican Precinct Committeeperson Lockport 12	2
Marvin Tinsley	Republican Precinct Committeeperson Lockport 14	1
Sam Sly	Republican Precinct Committeeperson Lockport 23	0
Jessica Frankowski	Republican Precinct Committeeperson Manhattan 02	6
Charles Gerl	Democratic Precinct Committeeperson New Lenox 03	1
Sheila M. Corrigan	Democratic Precinct Committeeperson New Lenox 09	3
Daniel J. Briseno	Democratic Precinct Committeeperson Plainfield 04	2
Jared S. Johnson	Democratic Precinct Committeeperson Plainfield 10	0
Gerald (Jerry) Weller	Democratic Precinct Committeeperson Plainfield 17	5
Stephen L. Beal	Democratic Precinct Committeeperson Plainfield 25	0
Rachel Nichols	Democratic Precinct Committeeperson Plainfield 25	1
Aimee M Hartley	Democratic Precinct Committeeperson Plainfield 28	3
Brian Borneman	Democratic Precinct Committeeperson Plainfield 31	0
Amy S. Chavez	Democratic Precinct Committeeperson Plainfield 31	3
Paul Purcell	Democratic Precinct Committeeperson Troy 22	0
Kathy Havel	Republican Precinct Committeeperson Wheatland 09	38
Anthony White	Democratic Precinct Committeeperson Wheatland 16	2
William Harkins	Republican Precinct Committeeperson Wheatland 17	1
Brad Giacomi	Democratic Precinct Committeeperson Wheatland 25	2

**Official Write-In Results**  
**March 17, 2019 General Primary Election**

**Richard Mayers**  
**Republican - President of the United States**

PRECINCTS	VOTE BY MAIL	EARLY VOTING	ELECTION DAY	PROVISIONAL	POSTMARKED VBM	TOTAL VOTES
Channahon Pct. 001	0	0	0	0	0	0
Channahon Pct. 002	0	0	0	0	0	0
Channahon Pct. 003	0	0	0	0	0	0
Channahon Pct. 004	0	0	0	0	0	0
Channahon Pct. 005	0	0	0	0	0	0
Crete Pct. 001	0	0	0	0	0	0
Crete Pct. 002	0	0	0	0	0	0
Crete Pct. 003	0	0	0	0	0	0
Crete Pct. 004	0	0	0	0	0	0
Crete Pct. 005	0	0	0	0	0	0
Crete Pct. 006	0	0	0	0	0	0
Crete Pct. 007	0	0	0	0	0	0
Crete Pct. 008	0	0	0	0	0	0
Crete Pct. 009	0	0	0	0	0	0
Crete Pct. 010	0	0	0	0	0	0
Crete Pct. 011	0	0	0	0	0	0
Crete Pct. 012	0	0	0	0	0	0
Custer Pct. 001	0	0	0	0	0	0
DuPage Pct. 001	0	0	0	0	0	0
DuPage Pct. 002	0	0	0	0	0	0
DuPage Pct. 003	0	0	0	0	0	0
DuPage Pct. 004	0	0	0	0	0	0
DuPage Pct. 005	0	0	0	0	0	0
DuPage Pct. 006	0	0	0	0	0	0
DuPage Pct. 007	0	0	0	0	0	0
DuPage Pct. 008	0	0	0	0	0	0
DuPage Pct. 009	0	0	0	0	0	0
DuPage Pct. 010	0	0	0	0	0	0
DuPage Pct. 011	0	0	0	0	0	0
DuPage Pct. 012	0	0	0	0	0	0
DuPage Pct. 013	0	0	0	0	0	0
DuPage Pct. 014	0	0	0	0	0	0
DuPage Pct. 015	0	0	0	0	0	0
DuPage Pct. 016	0	0	0	0	0	0
DuPage Pct. 017	0	0	0	0	0	0
DuPage Pct. 018	0	0	0	0	0	0
DuPage Pct. 019	0	0	0	0	0	0
DuPage Pct. 020	0	0	0	0	0	0
DuPage Pct. 021	0	0	0	0	0	0
DuPage Pct. 022	0	0	0	0	0	0
DuPage Pct. 023	0	0	0	0	0	0

PRECINCTS	VOTE BY MAIL	EARLY VOTING	ELECTION DAY	PROVISIONAL	POSTMARKED VBM	TOTAL VOTES
DuPage Pct. 024	0	0	0	0	0	0
DuPage Pct. 025	0	0	0	0	0	0
DuPage Pct. 026	0	0	0	0	0	0
DuPage Pct. 027	0	0	0	0	0	0
DuPage Pct. 028	0	0	0	0	0	0
DuPage Pct. 029	0	0	0	0	0	0
DuPage Pct. 030	0	0	0	0	0	0
DuPage Pct. 031	0	0	0	0	0	0
DuPage Pct. 032	0	0	0	0	0	0
DuPage Pct. 033	0	0	0	0	0	0
DuPage Pct. 034	0	0	0	0	0	0
DuPage Pct. 035	0	0	0	0	0	0
DuPage Pct. 036	0	0	0	0	0	0
DuPage Pct. 037	0	0	0	0	0	0
Florence Pct. 001	0	0	0	0	0	0
Frankfort Pct. 001	0	0	0	0	0	0
Frankfort Pct. 002	0	0	0	0	0	0
Frankfort Pct. 003	0	0	0	0	0	0
Frankfort Pct. 004	0	0	0	0	0	0
Frankfort Pct. 005	0	0	0	0	0	0
Frankfort Pct. 006	0	0	0	0	0	0
Frankfort Pct. 007	0	0	0	0	0	0
Frankfort Pct. 008	0	0	0	0	0	0
Frankfort Pct. 009	0	0	0	0	0	0
Frankfort Pct. 010	0	0	0	0	0	0
Frankfort Pct. 011	0	0	0	0	0	0
Frankfort Pct. 012	0	0	0	0	0	0
Frankfort Pct. 013	0	0	0	0	0	0
Frankfort Pct. 014	0	0	0	0	0	0
Frankfort Pct. 015	0	0	0	0	0	0
Frankfort Pct. 016	0	0	0	0	0	0
Frankfort Pct. 017	0	0	0	0	0	0
Frankfort Pct. 018	0	0	0	0	0	0
Frankfort Pct. 019	0	0	0	0	0	0
Frankfort Pct. 020	0	0	0	0	0	0
Frankfort Pct. 021	0	0	0	0	0	0
Frankfort Pct. 022	0	0	0	0	0	0
Frankfort Pct. 023	0	0	0	0	0	0
Frankfort Pct. 024	0	0	0	0	0	0
Frankfort Pct. 025	0	0	0	0	0	0
Frankfort Pct. 026	0	0	0	0	0	0
Frankfort Pct. 027	0	0	0	0	0	0
Frankfort Pct. 028	0	0	0	0	0	0
Green Garden Pct. 001	0	0	0	0	0	0
Green Garden Pct. 002	0	0	0	0	0	0
Homer Pct. 001	0	0	0	0	0	0
Homer Pct. 002	0	0	0	0	0	0
Homer Pct. 003	0	0	0	0	0	0
Homer Pct. 004	0	0	0	0	0	0
Homer Pct. 005	0	0	0	0	0	0
Homer Pct. 006	0	0	0	0	0	0
Homer Pct. 007	0	0	0	0	0	0
Homer Pct. 008	0	0	0	0	0	0
Homer Pct. 009	0	0	0	0	0	0

PRECINCTS	VOTE BY MAIL	EARLY VOTING	ELECTION DAY	PROVISIONAL	POSTMARKED VBM	TOTAL VOTES
Homer Pct. 010	0	0	0	0	0	0
Homer Pct. 011	0	0	0	0	0	0
Homer Pct. 012	0	0	0	0	0	0
Homer Pct. 013	0	0	0	0	0	0
Homer Pct. 014	0	0	0	0	0	0
Homer Pct. 015	0	0	0	0	0	0
Homer Pct. 016	0	0	0	0	0	0
Homer Pct. 017	0	0	0	0	0	0
Homer Pct. 018	0	0	0	0	0	0
Jackson Pct. 001	0	0	0	0	0	0
Jackson Pct. 002	0	0	0	0	0	0
Joliet Pct. 001	0	0	0	0	0	0
Joliet Pct. 002	0	0	0	0	0	0
Joliet Pct. 003	0	0	0	0	0	0
Joliet Pct. 004	0	0	0	0	0	0
Joliet Pct. 005	0	0	0	0	0	0
Joliet Pct. 006	0	0	0	0	0	0
Joliet Pct. 007	0	0	0	0	0	0
Joliet Pct. 008	0	0	0	0	0	0
Joliet Pct. 009	0	0	0	0	0	0
Joliet Pct. 010	0	0	0	0	0	0
Joliet Pct. 011	0	0	0	0	0	0
Joliet Pct. 012	0	0	0	0	0	0
Joliet Pct. 013	0	0	0	0	0	0
Joliet Pct. 014	0	0	0	0	0	0
Joliet Pct. 015	0	0	0	0	0	0
Joliet Pct. 016	0	0	0	0	0	0
Joliet Pct. 017	0	0	0	0	0	0
Joliet Pct. 018	0	0	0	0	0	0
Joliet Pct. 019	0	0	0	0	0	0
Joliet Pct. 020	0	0	0	0	0	0
Joliet Pct. 021	0	0	0	0	0	0
Joliet Pct. 022	0	0	0	0	0	0
Joliet Pct. 023	0	0	0	0	0	0
Joliet Pct. 024	0	0	0	0	0	0
Joliet Pct. 025	0	0	0	0	0	0
Joliet Pct. 026	0	0	0	0	0	0
Joliet Pct. 027	0	0	0	0	0	0
Joliet Pct. 028	0	0	0	0	0	0
Joliet Pct. 029	0	0	0	0	0	0
Joliet Pct. 030	0	0	0	0	0	0
Joliet Pct. 031	0	0	0	0	0	0
Joliet Pct. 032	0	0	0	0	0	0
Joliet Pct. 033	0	0	0	0	0	0
Joliet Pct. 034	0	0	0	0	0	0
Joliet Pct. 035	0	0	0	0	0	0
Joliet Pct. 036	0	0	0	0	0	0
Joliet Pct. 037	0	0	0	0	0	0
Lockport Pct. 001	0	0	0	0	0	0
Lockport Pct. 002	0	0	0	0	0	0
Lockport Pct. 003	0	0	0	0	0	0
Lockport Pct. 004	0	0	0	0	0	0
Lockport Pct. 005	0	0	0	0	0	0
Lockport Pct. 006	0	0	0	0	0	0

PRECINCTS	VOTE BY MAIL	EARLY VOTING	ELECTION DAY	PROVISIONAL	POSTMARKED VBM	TOTAL VOTES
Lockport Pct. 007	0	0	0	0	0	0
Lockport Pct. 008	0	0	0	0	0	0
Lockport Pct. 009	0	0	0	0	0	0
Lockport Pct. 010	0	0	0	0	0	0
Lockport Pct. 011	0	0	0	0	0	0
Lockport Pct. 012	0	0	0	0	0	0
Lockport Pct. 013	0	0	0	0	0	0
Lockport Pct. 014	0	0	0	0	0	0
Lockport Pct. 015	0	0	0	0	0	0
Lockport Pct. 016	0	0	0	0	0	0
Lockport Pct. 017	0	0	0	0	0	0
Lockport Pct. 018	0	0	0	0	0	0
Lockport Pct. 019	0	0	0	0	0	0
Lockport Pct. 020	0	0	0	0	0	0
Lockport Pct. 021	0	0	0	0	0	0
Lockport Pct. 022	0	0	0	0	0	0
Lockport Pct. 023	0	0	0	0	0	0
Lockport Pct. 024	0	0	0	0	0	0
Manhattan Pct. 001	0	0	0	0	0	0
Manhattan Pct. 002	0	0	0	0	0	0
Manhattan Pct. 003	0	0	0	0	0	0
Manhattan Pct. 004	0	0	0	0	0	0
Monee Pct. 001	0	0	0	0	0	0
Monee Pct. 002	0	0	0	0	0	0
Monee Pct. 003	0	0	0	0	0	0
Monee Pct. 004	0	0	0	0	0	0
Monee Pct. 005	0	0	0	0	0	0
Monee Pct. 006	0	0	0	0	0	0
Monee Pct. 007	0	0	0	0	0	0
Monee Pct. 008	0	0	0	0	0	0
New Lenox Pct. 001	0	0	0	0	0	0
New Lenox Pct. 002	0	0	0	0	0	0
New Lenox Pct. 003	0	0	0	0	0	0
New Lenox Pct. 004	0	0	0	0	0	0
New Lenox Pct. 005	0	0	0	0	0	0
New Lenox Pct. 006	0	0	0	0	0	0
New Lenox Pct. 007	0	0	0	0	0	0
New Lenox Pct. 008	0	0	0	0	0	0
New Lenox Pct. 009	0	0	0	0	0	0
New Lenox Pct. 010	0	0	0	0	0	0
New Lenox Pct. 011	0	0	0	0	0	0
New Lenox Pct. 012	0	0	0	0	0	0
New Lenox Pct. 013	0	0	0	0	0	0
New Lenox Pct. 014	0	0	0	0	0	0
New Lenox Pct. 015	0	0	0	0	0	0
New Lenox Pct. 016	0	0	0	0	0	0
New Lenox Pct. 017	0	0	0	0	0	0
New Lenox Pct. 018	0	0	0	0	0	0
New Lenox Pct. 019	0	0	0	0	0	0
New Lenox Pct. 020	0	0	0	0	0	0
Peotone Pct. 001	0	0	0	0	0	0
Peotone Pct. 002	0	0	0	0	0	0
Plainfield Pct. 001	0	0	0	0	0	0
Plainfield Pct. 002	0	0	0	0	0	0

PRECINCTS	VOTE BY MAIL	EARLY VOTING	ELECTION DAY	PROVISIONAL	POSTMARKED VBM	TOTAL VOTES
Plainfield Pct. 003	0	0	0	0	0	0
Plainfield Pct. 004	0	0	0	0	0	0
Plainfield Pct. 005	0	0	0	0	0	0
Plainfield Pct. 006	0	0	0	0	0	0
Plainfield Pct. 007	0	0	0	0	0	0
Plainfield Pct. 008	0	0	0	0	0	0
Plainfield Pct. 009	0	0	0	0	0	0
Plainfield Pct. 010	0	0	0	0	0	0
Plainfield Pct. 011	0	0	0	0	0	0
Plainfield Pct. 012	0	0	0	0	0	0
Plainfield Pct. 013	0	0	0	0	0	0
Plainfield Pct. 014	0	0	0	0	0	0
Plainfield Pct. 015	0	0	0	0	0	0
Plainfield Pct. 016	0	0	0	0	0	0
Plainfield Pct. 017	0	0	0	0	0	0
Plainfield Pct. 018	0	0	0	0	0	0
Plainfield Pct. 019	0	0	0	0	0	0
Plainfield Pct. 020	0	0	0	0	0	0
Plainfield Pct. 021	0	0	0	0	0	0
Plainfield Pct. 022	0	0	0	0	0	0
Plainfield Pct. 023	0	0	0	0	0	0
Plainfield Pct. 024	0	0	0	0	0	0
Plainfield Pct. 025	0	0	0	0	0	0
Plainfield Pct. 026	0	0	0	0	0	0
Plainfield Pct. 027	0	0	0	0	0	0
Plainfield Pct. 028	0	0	0	0	0	0
Plainfield Pct. 029	0	0	0	0	0	0
Plainfield Pct. 030	0	0	0	0	0	0
Plainfield Pct. 031	0	0	0	0	0	0
Plainfield Pct. 032	0	0	0	0	0	0
Plainfield Pct. 033	0	0	0	0	0	0
Plainfield Pct. 034	0	0	0	0	0	0
Plainfield Pct. 035	0	0	0	0	0	0
Reed Pct. 001	0	0	0	0	0	0
Reed Pct. 002	0	0	0	0	0	0
Reed Pct. 003	0	0	0	0	0	0
Troy Pct. 001	0	0	0	0	0	0
Troy Pct. 002	0	0	0	0	0	0
Troy Pct. 003	0	0	0	0	0	0
Troy Pct. 004	0	0	0	0	0	0
Troy Pct. 005	0	0	0	0	0	0
Troy Pct. 006	0	0	0	0	0	0
Troy Pct. 007	0	0	0	0	0	0
Troy Pct. 008	0	0	0	0	0	0
Troy Pct. 009	0	0	1	0	0	1
Troy Pct. 010	0	0	0	0	0	0
Troy Pct. 011	0	0	0	0	0	0
Troy Pct. 012	0	0	0	0	0	0
Troy Pct. 013	0	0	0	0	0	0
Troy Pct. 014	0	0	0	0	0	0
Troy Pct. 015	0	0	0	0	0	0
Troy Pct. 016	0	0	0	0	0	0
Troy Pct. 017	0	0	0	0	0	0
Troy Pct. 018	0	0	0	0	0	0



PRECINCTS	VOTE BY MAIL	EARLY VOTING	ELECTION DAY	PROVISIONAL	POSTMARKED VBM	TOTAL VOTES
Troy Pct. 019	0	0	0	0	0	0
Troy Pct. 020	0	0	0	0	0	0
Troy Pct. 021	0	0	0	0	0	0
Troy Pct. 022	0	0	0	0	0	0
Washington Pct. 001	0	0	0	0	0	0
Washington Pct. 002	0	0	0	0	0	0
Washington Pct. 003	0	0	0	0	0	0
Wesley Pct. 001	0	0	1	0	0	1
Wheatland Pct. 001	0	0	0	0	0	0
Wheatland Pct. 002	0	0	0	0	0	0
Wheatland Pct. 003	0	0	0	0	0	0
Wheatland Pct. 004	0	0	0	0	0	0
Wheatland Pct. 005	0	0	0	0	0	0
Wheatland Pct. 006	0	0	0	0	0	0
Wheatland Pct. 007	0	0	0	0	0	0
Wheatland Pct. 008	0	0	0	0	0	0
Wheatland Pct. 009	0	0	0	0	0	0
Wheatland Pct. 010	0	0	0	0	0	0
Wheatland Pct. 011	0	0	0	0	0	0
Wheatland Pct. 012	0	0	0	0	0	0
Wheatland Pct. 013	0	0	0	0	0	0
Wheatland Pct. 014	0	0	0	0	0	0
Wheatland Pct. 015	0	0	0	0	0	0
Wheatland Pct. 016	0	0	0	0	0	0
Wheatland Pct. 017	0	0	0	0	0	0
Wheatland Pct. 018	0	0	0	0	0	0
Wheatland Pct. 019	0	0	0	0	0	0
Wheatland Pct. 020	0	0	0	0	0	0
Wheatland Pct. 021	0	0	0	0	0	0
Wheatland Pct. 022	0	0	0	0	0	0
Wheatland Pct. 023	0	0	0	0	0	0
Wheatland Pct. 024	0	0	0	0	0	0
Wheatland Pct. 025	0	0	0	0	0	0
Wheatland Pct. 026	0	0	0	0	0	0
Wheatland Pct. 027	0	0	0	0	0	0
Wheatland Pct. 028	0	0	0	0	0	0
Wheatland Pct. 029	0	0	0	0	0	0
Wheatland Pct. 030	0	0	0	0	0	0
Wheatland Pct. 031	0	0	0	0	0	0
Wheatland Pct. 032	0	0	0	0	0	0
Wheatland Pct. 033	0	0	0	0	0	0
Wheatland Pct. 034	0	0	0	0	0	0
Will Pct. 001	0	0	0	0	0	0
Wilmington Pct. 001	0	0	0	0	0	0
Wilmington Pct. 002	0	0	0	0	0	0
Wilmington Pct. 003	0	0	0	0	0	0
Wilton Pct. 001	0	0	0	0	0	0
Total	0	0	2	0	0	2



**Official Write-In Results**  
**March 17, 2019 General Primary Election**

**Richard Mayers**

**Republican Delegate to the National Nominating Convention - 3rd Congressional**

PRECINCTS	VOTE BY MAIL	EARLY VOTING	ELECTION DAY	PROVISIONAL	POSTMARKED VBM	TOTAL VOTES
DuPage Pct. 032	0	0	0	0	0	0
DuPage Pct. 033	0	0	0	0	0	0
DuPage Pct. 035	0	0	0	0	0	0
DuPage Pct. 036	0	0	0	0	0	0
DuPage Pct. 037	0	0	0	0	0	0
Homer Pct. 001	0	0	0	0	0	0
Homer Pct. 002	0	0	0	0	0	0
Homer Pct. 003	0	0	0	0	0	0
Homer Pct. 004	0	0	0	0	0	0
Homer Pct. 005	0	0	0	0	0	0
Homer Pct. 006	0	0	0	0	0	0
Homer Pct. 007	0	0	0	0	0	0
Homer Pct. 008	0	0	0	0	0	0
Homer Pct. 009	0	0	0	0	0	0
Homer Pct. 010	0	0	0	0	0	0
Homer Pct. 011	0	0	0	0	0	0
Homer Pct. 012	0	0	0	0	0	0
Homer Pct. 013	0	0	0	0	0	0
Homer Pct. 014	0	0	0	0	0	0
Homer Pct. 015	0	0	0	0	0	0
Homer Pct. 016	0	0	0	0	0	0
Homer Pct. 017	0	0	0	0	0	0
Homer Pct. 018	0	0	0	0	0	0
Joliet Pct. 001	0	0	0	0	0	0
Joliet Pct. 002	0	0	0	0	0	0
Joliet Pct. 003	0	0	0	0	0	0
Lockport Pct. 002	0	0	0	0	0	0
Lockport Pct. 003	0	0	0	0	0	0
Lockport Pct. 004	0	0	0	0	0	0
Lockport Pct. 005	0	0	0	0	0	0
Lockport Pct. 010	0	0	0	0	0	0
Lockport Pct. 011	0	0	0	0	0	0
Lockport Pct. 012	0	0	0	0	0	0
Lockport Pct. 015	0	0	0	0	0	0
Lockport Pct. 016	0	0	0	0	0	0
Lockport Pct. 017	0	0	0	0	0	0
Lockport Pct. 018	0	0	0	0	0	0
Lockport Pct. 019	0	0	0	0	0	0
Lockport Pct. 020	0	0	0	0	0	0
Lockport Pct. 021	0	0	0	0	0	0
Lockport Pct. 022	0	0	0	0	0	0
Lockport Pct. 023	0	0	0	0	0	0
Lockport Pct. 024	0	0	0	0	0	0
Total	0	0	0	0	0	0

**Official Write-In Results**  
**March 17, 2019 General Primary Election**

**August Deuser**  
**Republican - 19th Legislative District**

PRECINCTS	VOTE BY MAIL	EARLY VOTING	ELECTION DAY	PROVISIONAL	POSTMARKED VBM	TOTAL VOTES
Frankfort Pct. 001	0	1	3	0	0	4
Frankfort Pct. 002	0	7	8	0	0	15
Frankfort Pct. 003	0	2	0	0	0	2
Frankfort Pct. 004	0	4	0	0	0	4
Frankfort Pct. 005	0	2	1	0	0	3
Frankfort Pct. 006	0	0	0	0	0	0
Frankfort Pct. 007	0	0	1	0	0	1
Frankfort Pct. 008	0	1	0	0	0	1
Frankfort Pct. 009	0	0	2	0	0	2
Frankfort Pct. 010	0	0	2	0	0	2
Frankfort Pct. 012	0	0	0	0	0	0
Frankfort Pct. 013	0	0	0	0	0	0
Frankfort Pct. 014	0	0	0	0	0	0
Frankfort Pct. 015	0	0	0	0	0	0
Frankfort Pct. 016	0	0	0	0	0	0
Frankfort Pct. 017	0	5	0	0	0	5
Frankfort Pct. 018	0	0	2	0	0	2
Frankfort Pct. 019	0	1	0	0	0	1
Frankfort Pct. 020	2	0	0	0	0	2
Frankfort Pct. 021	0	0	0	0	0	0
Frankfort Pct. 022	0	1	0	0	0	1
Frankfort Pct. 023	0	3	0	0	2	5
Frankfort Pct. 024	0	0	0	0	0	0
Homer Pct. 013	0	0	0	0	0	0
Homer Pct. 014	0	0	0	0	0	0
Homer Pct. 015	0	3	0	0	0	3
Homer Pct. 016	0	0	0	0	0	0
Homer Pct. 018	0	0	0	0	0	0
New Lenox Pct. 001	0	0	4	0	1	5
New Lenox Pct. 002	0	5	14	0	2	21
New Lenox Pct. 003	0	1	12	0	0	13
New Lenox Pct. 004	0	2	5	0	0	7
New Lenox Pct. 005	0	0	0	0	0	0
New Lenox Pct. 006	0	11	24	0	2	37
New Lenox Pct. 007	2	1	19	0	0	22
New Lenox Pct. 008	0	5	0	0	0	5
New Lenox Pct. 009	0	5	0	0	1	6
New Lenox Pct. 010	0	4	11	0	0	15
New Lenox Pct. 011	0	3	16	0	0	19
New Lenox Pct. 012	0	2	0	0	0	2
New Lenox Pct. 013	0	1	12	0	0	13
New Lenox Pct. 014	0	1	12	0	2	15
New Lenox Pct. 015	0	5	15	0	1	21
New Lenox Pct. 016	0	3	13	0	0	16
New Lenox Pct. 017	1	0	0	0	0	1
New Lenox Pct. 019	0	1	0	0	0	1
Total	5	80	176	0	11	272

**Official Write-In Results**  
**March 17, 2019 General Primary Election**

**Anthony Granata**  
**Republican - Circuit Clerk**

PRECINCTS	VOTE BY MAIL	EARLY VOTING	ELECTION DAY	PROVISIONAL	POSTMARKED VBM	TOTAL VOTES
Channahon Pct. 001	0	0	0	0	0	0
Channahon Pct. 002	1	0	2	0	0	3
Channahon Pct. 003	0	0	2	0	0	2
Channahon Pct. 004	0	0	1	0	0	1
Channahon Pct. 005	0	0	0	0	0	0
Crete Pct. 001	0	0	0	0	0	0
Crete Pct. 002	0	0	0	0	0	0
Crete Pct. 003	0	0	0	0	0	0
Crete Pct. 004	0	0	0	0	0	0
Crete Pct. 005	0	0	0	0	0	0
Crete Pct. 006	0	0	0	0	0	0
Crete Pct. 007	0	0	0	0	0	0
Crete Pct. 008	0	0	0	0	0	0
Crete Pct. 009	0	0	0	0	0	0
Crete Pct. 010	0	0	0	0	0	0
Crete Pct. 011	0	0	0	0	0	0
Crete Pct. 012	0	0	0	0	0	0
Custer Pct. 001	0	0	1	0	0	1
DuPage Pct. 001	0	0	0	0	0	0
DuPage Pct. 002	0	0	0	0	0	0
DuPage Pct. 003	0	0	0	0	0	0
DuPage Pct. 004	0	1	0	0	0	1
DuPage Pct. 005	0	0	2	0	0	2
DuPage Pct. 006	0	0	0	0	0	0
DuPage Pct. 007	0	0	0	0	0	0
DuPage Pct. 008	0	0	0	0	0	0
DuPage Pct. 009	0	0	0	0	0	0
DuPage Pct. 010	0	0	0	0	0	0
DuPage Pct. 011	0	0	0	0	0	0
DuPage Pct. 012	2	0	0	0	0	2
DuPage Pct. 013	0	0	0	0	0	0
DuPage Pct. 014	0	0	0	0	0	0
DuPage Pct. 015	0	0	0	0	0	0
DuPage Pct. 016	0	0	0	0	0	0
DuPage Pct. 017	0	0	0	0	0	0
DuPage Pct. 018	0	0	0	0	0	0
DuPage Pct. 019	0	0	0	0	0	0
DuPage Pct. 020	0	0	0	0	0	0
DuPage Pct. 021	0	0	0	0	1	1
DuPage Pct. 022	0	0	0	0	0	0

PRECINCTS	VOTE BY MAIL	EARLY VOTING	ELECTION DAY	PROVISIONAL	POSTMARKED VBM	TOTAL VOTES
DuPage Pct. 023	0	0	0	0	0	0
DuPage Pct. 024	0	0	0	0	0	0
DuPage Pct. 025	0	0	0	0	0	0
DuPage Pct. 026	0	0	0	0	0	0
DuPage Pct. 027	0	0	0	0	0	0
DuPage Pct. 028	0	0	0	0	0	0
DuPage Pct. 029	0	0	0	0	0	0
DuPage Pct. 030	0	0	0	0	0	0
DuPage Pct. 031	0	0	0	0	0	0
DuPage Pct. 032	0	0	0	0	0	0
DuPage Pct. 033	0	0	0	0	0	0
DuPage Pct. 034	0	0	0	0	0	0
DuPage Pct. 035	0	0	0	0	0	0
DuPage Pct. 036	0	0	0	0	0	0
DuPage Pct. 037	0	0	0	0	0	0
Florence Pct. 001	0	0	0	0	0	0
Frankfort Pct. 001	0	0	0	0	0	0
Frankfort Pct. 002	0	0	0	0	0	0
Frankfort Pct. 003	0	0	0	0	0	0
Frankfort Pct. 004	0	0	0	0	0	0
Frankfort Pct. 005	0	0	0	1	0	1
Frankfort Pct. 006	0	0	0	0	0	0
Frankfort Pct. 007	0	0	1	0	0	1
Frankfort Pct. 008	0	0	4	0	0	4
Frankfort Pct. 009	0	1	1	0	0	2
Frankfort Pct. 010	0	0	10	0	0	10
Frankfort Pct. 011	0	2	0	0	0	2
Frankfort Pct. 012	0	0	0	0	0	0
Frankfort Pct. 013	0	0	0	0	0	0
Frankfort Pct. 014	0	1	32	0	0	33
Frankfort Pct. 015	0	1	0	0	0	1
Frankfort Pct. 016	0	0	0	0	0	0
Frankfort Pct. 017	0	1	14	0	0	15
Frankfort Pct. 018	0	1	3	0	0	4
Frankfort Pct. 019	0	0	2	0	0	2
Frankfort Pct. 020	0	0	0	0	0	0
Frankfort Pct. 021	0	0	0	0	0	0
Frankfort Pct. 022	0	0	4	0	0	4
Frankfort Pct. 023	0	0	0	0	0	0
Frankfort Pct. 024	0	0	44	0	0	44
Frankfort Pct. 025	0	1	2	0	0	3
Frankfort Pct. 026	0	0	25	0	0	25
Frankfort Pct. 027	0	0	0	0	0	0
Frankfort Pct. 028	0	0	1	0	0	1
Green Garden Pct. 001	0	0	0	0	0	0
Green Garden Pct. 002	0	0	2	0	0	2
Homer Pct. 001	0	0	2	0	0	2
Homer Pct. 002	0	0	0	0	0	0
Homer Pct. 003	0	0	0	0	0	0
Homer Pct. 004	0	0	0	0	1	1
Homer Pct. 005	0	0	0	0	0	0
Homer Pct. 006	0	0	0	0	0	0
Homer Pct. 007	0	0	2	0	0	2

PRECINCTS	VOTE BY MAIL	EARLY VOTING	ELECTION DAY	PROVISIONAL	POSTMARKED VBM	TOTAL VOTES
Homer Pct. 008	0	0	0	0	0	0
Homer Pct. 009	0	0	0	0	0	0
Homer Pct. 010	0	1	0	0	0	1
Homer Pct. 011	0	1	0	0	0	1
Homer Pct. 012	0	0	0	0	0	0
Homer Pct. 013	0	0	0	0	0	0
Homer Pct. 014	0	0	0	0	0	0
Homer Pct. 015	0	0	0	0	0	0
Homer Pct. 016	0	0	0	0	0	0
Homer Pct. 017	0	0	0	0	0	0
Homer Pct. 018	0	0	0	0	0	0
Jackson Pct. 001	0	0	0	0	0	0
Jackson Pct. 002	0	0	0	0	0	0
Joliet Pct. 001	0	0	0	0	0	0
Joliet Pct. 002	0	0	1	0	0	1
Joliet Pct. 003	0	0	0	0	0	0
Joliet Pct. 004	0	0	0	0	0	0
Joliet Pct. 005	0	0	0	0	0	0
Joliet Pct. 006	0	0	0	0	0	0
Joliet Pct. 007	0	0	0	0	0	0
Joliet Pct. 008	0	0	2	0	0	2
Joliet Pct. 009	0	0	1	0	0	1
Joliet Pct. 010	0	0	0	0	0	0
Joliet Pct. 011	0	0	0	0	0	0
Joliet Pct. 012	0	0	0	0	0	0
Joliet Pct. 013	0	0	0	0	0	0
Joliet Pct. 014	0	0	0	0	0	0
Joliet Pct. 015	0	0	0	0	0	0
Joliet Pct. 016	0	0	0	0	0	0
Joliet Pct. 017	0	0	0	0	0	0
Joliet Pct. 018	0	2	1	0	0	3
Joliet Pct. 019	0	0	0	0	0	0
Joliet Pct. 020	0	0	0	0	0	0
Joliet Pct. 021	0	0	1	0	0	1
Joliet Pct. 022	0	0	0	0	0	0
Joliet Pct. 023	0	0	0	0	0	0
Joliet Pct. 024	0	0	1	0	0	1
Joliet Pct. 025	0	0	0	0	0	0
Joliet Pct. 026	0	0	0	0	0	0
Joliet Pct. 027	0	0	0	0	0	0
Joliet Pct. 028	0	0	0	0	0	0
Joliet Pct. 029	0	0	0	0	0	0
Joliet Pct. 030	0	0	0	0	0	0
Joliet Pct. 031	0	0	0	0	0	0
Joliet Pct. 032	0	0	0	0	0	0
Joliet Pct. 033	0	0	0	0	0	0
Joliet Pct. 034	0	0	0	0	0	0
Joliet Pct. 035	0	0	0	0	0	0
Joliet Pct. 036	0	0	0	0	0	0
Joliet Pct. 037	0	0	0	0	0	0
Lockport Pct. 001	1	1	0	0	0	2
Lockport Pct. 002	0	0	0	0	0	0
Lockport Pct. 003	1	0	0	0	0	1

PRECINCTS	VOTE BY MAIL	EARLY VOTING	ELECTION DAY	PROVISIONAL	POSTMARKED VBM	TOTAL VOTES
Lockport Pct. 004	0	0	0	0	0	0
Lockport Pct. 005	0	0	0	0	0	0
Lockport Pct. 006	0	0	0	0	0	0
Lockport Pct. 007	0	0	0	0	0	0
Lockport Pct. 008	0	0	0	0	0	0
Lockport Pct. 009	0	1	0	0	0	1
Lockport Pct. 010	0	1	0	0	0	1
Lockport Pct. 011	0	0	0	0	0	0
Lockport Pct. 012	0	0	0	0	0	0
Lockport Pct. 013	0	0	17	0	0	17
Lockport Pct. 014	0	0	0	0	0	0
Lockport Pct. 015	0	0	0	0	0	0
Lockport Pct. 016	0	0	0	0	0	0
Lockport Pct. 017	0	0	0	0	0	0
Lockport Pct. 018	0	0	0	0	0	0
Lockport Pct. 019	0	0	0	0	0	0
Lockport Pct. 020	0	0	0	0	0	0
Lockport Pct. 021	0	0	0	0	0	0
Lockport Pct. 022	0	0	0	0	0	0
Lockport Pct. 023	0	0	0	0	0	0
Lockport Pct. 024	0	0	0	0	0	0
Manhattan Pct. 001	0	0	2	0	0	2
Manhattan Pct. 002	0	0	0	0	0	0
Manhattan Pct. 003	0	0	0	0	0	0
Manhattan Pct. 004	0	0	0	0	0	0
Monee Pct. 001	0	0	0	0	0	0
Monee Pct. 002	0	0	0	0	0	0
Monee Pct. 003	0	0	0	0	0	0
Monee Pct. 004	0	0	0	0	0	0
Monee Pct. 005	0	0	0	0	0	0
Monee Pct. 006	0	0	0	0	0	0
Monee Pct. 007	0	0	0	0	0	0
Monee Pct. 008	0	1	0	0	0	1
New Lenox Pct. 001	0	0	5	0	1	6
New Lenox Pct. 002	0	5	15	0	2	22
New Lenox Pct. 003	0	0	11	0	0	11
New Lenox Pct. 004	0	1	1	0	0	2
New Lenox Pct. 005	0	0	3	0	0	3
New Lenox Pct. 006	0	9	23	0	2	34
New Lenox Pct. 007	0	0	16	0	0	16
New Lenox Pct. 008	2	4	0	0	0	6
New Lenox Pct. 009	0	4	0	0	1	5
New Lenox Pct. 010	0	4	8	0	0	12
New Lenox Pct. 011	0	1	16	0	0	17
New Lenox Pct. 012	0	2	0	0	0	2
New Lenox Pct. 013	0	1	12	0	0	13
New Lenox Pct. 014	0	1	12	0	2	15
New Lenox Pct. 015	0	4	14	0	1	19
New Lenox Pct. 016	0	2	13	0	0	15
New Lenox Pct. 017	1	0	0	0	0	1
New Lenox Pct. 018	0	0	0	0	0	0
New Lenox Pct. 019	0	0	0	0	0	0
New Lenox Pct. 020	0	0	0	0	0	0



PRECINCTS	VOTE BY MAIL	EARLY VOTING	ELECTION DAY	PROVISIONAL	POSTMARKED VBM	TOTAL VOTES
Peotone Pct. 001	0	0	1	0	0	1
Peotone Pct. 002	0	0	0	0	0	0
Plainfield Pct. 001	0	0	0	0	0	0
Plainfield Pct. 002	0	0	0	0	0	0
Plainfield Pct. 003	0	0	0	0	0	0
Plainfield Pct. 004	0	0	0	0	0	0
Plainfield Pct. 005	0	0	0	0	0	0
Plainfield Pct. 006	0	0	0	0	0	0
Plainfield Pct. 007	0	0	0	0	0	0
Plainfield Pct. 008	0	0	1	0	0	1
Plainfield Pct. 009	0	1	0	0	0	1
Plainfield Pct. 010	0	0	1	0	0	1
Plainfield Pct. 011	0	0	0	0	0	0
Plainfield Pct. 012	0	0	0	0	0	0
Plainfield Pct. 013	0	0	1	0	0	1
Plainfield Pct. 014	0	0	0	0	0	0
Plainfield Pct. 015	0	2	0	0	0	2
Plainfield Pct. 016	0	0	0	0	0	0
Plainfield Pct. 017	0	0	0	0	0	0
Plainfield Pct. 018	0	0	0	0	0	0
Plainfield Pct. 019	0	0	0	0	0	0
Plainfield Pct. 020	0	0	0	0	0	0
Plainfield Pct. 021	0	0	1	0	0	1
Plainfield Pct. 022	0	0	0	0	0	0
Plainfield Pct. 023	0	0	0	0	0	0
Plainfield Pct. 024	0	0	0	0	0	0
Plainfield Pct. 025	0	0	2	0	0	2
Plainfield Pct. 026	0	0	1	0	0	1
Plainfield Pct. 027	0	0	0	0	0	0
Plainfield Pct. 028	0	0	0	0	0	0
Plainfield Pct. 029	0	0	0	0	0	0
Plainfield Pct. 030	0	0	0	0	0	0
Plainfield Pct. 031	0	0	0	0	0	0
Plainfield Pct. 032	0	0	0	0	0	0
Plainfield Pct. 033	0	0	0	0	0	0
Plainfield Pct. 034	0	1	0	0	0	1
Plainfield Pct. 035	0	0	0	0	0	0
Reed Pct. 001	0	0	0	0	0	0
Reed Pct. 002	0	0	0	0	0	0
Reed Pct. 003	0	0	0	0	0	0
Troy Pct. 001	0	0	1	0	0	1
Troy Pct. 002	0	0	0	0	0	0
Troy Pct. 003	0	0	0	0	0	0
Troy Pct. 004	0	0	1	0	0	1
Troy Pct. 005	0	0	1	0	0	1
Troy Pct. 006	0	0	0	0	0	0
Troy Pct. 007	0	0	1	0	0	1
Troy Pct. 008	0	0	3	0	0	3
Troy Pct. 009	0	0	2	0	0	2
Troy Pct. 010	0	0	0	0	0	0
Troy Pct. 011	0	0	6	0	0	6
Troy Pct. 012	0	0	0	0	0	0
Troy Pct. 013	0	0	1	0	0	1

PRECINCTS	VOTE BY MAIL	EARLY VOTING	ELECTION DAY	PROVISIONAL	POSTMARKED VBM	TOTAL VOTES
Troy Pct. 014	0	0	1	0	0	1
Troy Pct. 015	0	6	7	0	2	15
Troy Pct. 016	0	0	0	0	0	0
Troy Pct. 017	0	2	0	0	0	2
Troy Pct. 018	0	0	0	0	0	0
Troy Pct. 019	0	0	0	0	0	0
Troy Pct. 020	0	0	0	1	0	1
Troy Pct. 021	0	1	0	0	0	1
Troy Pct. 022	0	0	0	0	0	0
Washington Pct. 001	0	0	0	0	0	0
Washington Pct. 002	0	0	0	0	0	0
Washington Pct. 003	0	0	0	0	0	0
Wesley Pct. 001	0	0	1	0	0	1
Wheatland Pct. 001	0	0	0	0	0	0
Wheatland Pct. 002	0	0	0	0	0	0
Wheatland Pct. 003	0	0	2	0	0	2
Wheatland Pct. 004	0	0	0	0	0	0
Wheatland Pct. 005	0	0	0	0	0	0
Wheatland Pct. 006	0	0	0	0	0	0
Wheatland Pct. 007	0	1	0	0	1	2
Wheatland Pct. 008	1	1	3	0	0	5
Wheatland Pct. 009	2	8	21	0	2	33
Wheatland Pct. 010	0	0	0	0	0	0
Wheatland Pct. 011	0	0	0	0	0	0
Wheatland Pct. 012	0	0	0	0	0	0
Wheatland Pct. 013	0	0	0	0	0	0
Wheatland Pct. 014	0	0	0	0	0	0
Wheatland Pct. 015	0	0	0	0	0	0
Wheatland Pct. 016	0	0	4	0	0	4
Wheatland Pct. 017	0	0	0	0	0	0
Wheatland Pct. 018	0	0	0	0	0	0
Wheatland Pct. 019	0	0	0	0	0	0
Wheatland Pct. 020	1	0	0	0	0	1
Wheatland Pct. 021	0	0	0	0	0	0
Wheatland Pct. 022	0	0	0	0	0	0
Wheatland Pct. 023	0	0	0	0	0	0
Wheatland Pct. 024	0	0	0	0	0	0
Wheatland Pct. 025	0	0	0	0	0	0
Wheatland Pct. 026	0	0	0	0	0	0
Wheatland Pct. 027	0	0	0	0	0	0
Wheatland Pct. 028	0	0	0	0	0	0
Wheatland Pct. 029	0	0	1	0	0	1
Wheatland Pct. 030	0	0	0	0	0	0
Wheatland Pct. 031	0	0	0	0	0	0
Wheatland Pct. 032	0	0	0	0	0	0
Wheatland Pct. 033	0	0	0	0	0	0
Wheatland Pct. 034	0	0	0	0	0	0
Will Pct. 001	0	0	0	0	0	0
Wilmington Pct. 001	0	0	0	0	0	0
Wilmington Pct. 002	0	0	0	0	0	0
Wilmington Pct. 003	0	1	0	0	0	1
Wilton Pct. 001	0	0	0	0	0	0
Total	12	79	396	2	16	505



**Official Write-In Results**  
**March 17, 2019 General Primary Election**

**Mike Messina**  
**Republican - Chief Executive Officer**

PRECINCTS	VOTE BY MAIL	EARLY VOTING	ELECTION DAY	PROVISIONAL	POSTMARKED VBM	TOTAL VOTES
Channahon Pct. 001	0	0	0	0	0	0
Channahon Pct. 002	0	0	0	0	0	0
Channahon Pct. 003	0	0	0	0	0	0
Channahon Pct. 004	0	0	0	0	0	0
Channahon Pct. 005	0	0	0	0	0	0
Crete Pct. 001	0	0	0	0	0	0
Crete Pct. 002	0	0	0	0	0	0
Crete Pct. 003	0	0	0	0	0	0
Crete Pct. 004	0	0	0	0	0	0
Crete Pct. 005	0	0	0	0	0	0
Crete Pct. 006	0	0	0	0	0	0
Crete Pct. 007	0	0	0	0	0	0
Crete Pct. 008	0	0	0	0	0	0
Crete Pct. 009	0	0	0	0	0	0
Crete Pct. 010	0	0	0	0	0	0
Crete Pct. 011	0	0	0	0	0	0
Crete Pct. 012	0	0	0	0	0	0
Custer Pct. 001	0	0	0	0	0	0
DuPage Pct. 001	0	0	0	0	0	0
DuPage Pct. 002	0	0	0	0	0	0
DuPage Pct. 003	0	0	0	0	0	0
DuPage Pct. 004	0	0	0	0	0	0
DuPage Pct. 005	0	0	0	0	0	0
DuPage Pct. 006	0	0	0	0	0	0
DuPage Pct. 007	0	0	0	0	0	0
DuPage Pct. 008	0	0	0	0	0	0
DuPage Pct. 009	0	0	0	0	0	0
DuPage Pct. 010	0	0	0	0	0	0
DuPage Pct. 011	0	0	0	0	0	0
DuPage Pct. 012	0	0	0	0	0	0
DuPage Pct. 013	0	0	0	0	0	0
DuPage Pct. 014	0	0	0	0	0	0
DuPage Pct. 015	0	0	0	0	0	0
DuPage Pct. 016	0	0	0	0	0	0
DuPage Pct. 017	0	0	0	0	0	0
DuPage Pct. 018	0	0	0	0	0	0
DuPage Pct. 019	0	0	0	0	0	0
DuPage Pct. 020	0	0	0	0	0	0
DuPage Pct. 021	0	0	0	0	0	0
DuPage Pct. 022	0	0	0	0	0	0

PRECINCTS	VOTE BY MAIL	EARLY VOTING	ELECTION DAY	PROVISIONAL	POSTMARKED VBM	TOTAL VOTES
DuPage Pct. 023	0	0	0	0	0	0
DuPage Pct. 024	0	0	0	0	0	0
DuPage Pct. 025	0	0	0	0	0	0
DuPage Pct. 026	0	0	0	0	0	0
DuPage Pct. 027	0	0	0	0	0	0
DuPage Pct. 028	0	0	0	0	0	0
DuPage Pct. 029	0	0	0	0	0	0
DuPage Pct. 030	0	0	0	0	0	0
DuPage Pct. 031	0	0	0	0	0	0
DuPage Pct. 032	0	0	0	0	0	0
DuPage Pct. 033	0	0	0	0	0	0
DuPage Pct. 034	0	0	0	0	0	0
DuPage Pct. 035	0	0	0	0	0	0
DuPage Pct. 036	0	0	0	0	0	0
DuPage Pct. 037	0	0	0	0	0	0
Florence Pct. 001	0	0	0	0	0	0
Frankfort Pct. 001	0	0	0	0	0	0
Frankfort Pct. 002	0	0	0	0	0	0
Frankfort Pct. 003	0	0	0	0	0	0
Frankfort Pct. 004	0	0	0	0	0	0
Frankfort Pct. 005	0	0	0	0	0	0
Frankfort Pct. 006	0	0	0	0	0	0
Frankfort Pct. 007	0	0	0	0	0	0
Frankfort Pct. 008	0	0	0	0	0	0
Frankfort Pct. 009	0	0	0	0	0	0
Frankfort Pct. 010	0	0	0	0	0	0
Frankfort Pct. 011	0	0	0	0	0	0
Frankfort Pct. 012	0	0	0	0	0	0
Frankfort Pct. 013	0	0	0	0	0	0
Frankfort Pct. 014	0	0	0	0	0	0
Frankfort Pct. 015	0	0	0	0	0	0
Frankfort Pct. 016	0	0	0	0	0	0
Frankfort Pct. 017	0	0	1	0	0	1
Frankfort Pct. 018	0	0	0	0	0	0
Frankfort Pct. 019	0	0	0	0	0	0
Frankfort Pct. 020	0	0	0	0	0	0
Frankfort Pct. 021	0	0	0	0	0	0
Frankfort Pct. 022	0	0	0	0	0	0
Frankfort Pct. 023	0	0	0	0	0	0
Frankfort Pct. 024	0	0	0	0	0	0
Frankfort Pct. 025	0	0	0	0	0	0
Frankfort Pct. 026	0	0	0	0	0	0
Frankfort Pct. 027	0	0	0	0	0	0
Frankfort Pct. 028	0	0	1	0	0	1
Green Garden Pct. 001	0	0	0	0	0	0
Green Garden Pct. 002	0	0	0	0	0	0
Homer Pct. 001	0	0	1	0	0	1
Homer Pct. 002	0	0	0	0	0	0
Homer Pct. 003	0	0	0	0	0	0
Homer Pct. 004	0	0	0	0	0	0
Homer Pct. 005	0	0	0	0	0	0
Homer Pct. 006	0	0	0	0	0	0
Homer Pct. 007	0	0	0	0	0	0

PRECINCTS	VOTE BY MAIL	EARLY VOTING	ELECTION DAY	PROVISIONAL	POSTMARKED VBM	TOTAL VOTES
Homer Pct. 008	0	0	0	0	0	0
Homer Pct. 009	0	0	0	0	0	0
Homer Pct. 010	0	0	0	0	0	0
Homer Pct. 011	0	0	0	0	0	0
Homer Pct. 012	0	0	0	0	0	0
Homer Pct. 013	0	2	0	0	0	2
Homer Pct. 014	0	0	0	0	0	0
Homer Pct. 015	0	0	0	0	0	0
Homer Pct. 016	0	0	0	0	0	0
Homer Pct. 017	0	0	0	0	0	0
Homer Pct. 018	0	0	0	0	0	0
Jackson Pct. 001	0	0	0	0	0	0
Jackson Pct. 002	0	0	0	0	0	0
Joliet Pct. 001	0	0	0	0	0	0
Joliet Pct. 002	0	0	0	0	0	0
Joliet Pct. 003	0	0	0	0	0	0
Joliet Pct. 004	0	0	0	0	0	0
Joliet Pct. 005	0	0	0	0	0	0
Joliet Pct. 006	0	0	0	0	0	0
Joliet Pct. 007	0	0	0	0	0	0
Joliet Pct. 008	0	0	0	0	0	0
Joliet Pct. 009	0	0	0	0	0	0
Joliet Pct. 010	0	0	0	0	0	0
Joliet Pct. 011	0	0	0	0	0	0
Joliet Pct. 012	0	0	0	0	0	0
Joliet Pct. 013	0	0	0	0	0	0
Joliet Pct. 014	0	0	0	0	0	0
Joliet Pct. 015	0	0	0	0	0	0
Joliet Pct. 016	0	0	0	0	0	0
Joliet Pct. 017	0	0	0	0	0	0
Joliet Pct. 018	0	0	0	0	0	0
Joliet Pct. 019	0	0	0	0	0	0
Joliet Pct. 020	0	0	0	0	0	0
Joliet Pct. 021	0	0	0	0	0	0
Joliet Pct. 022	0	0	0	0	0	0
Joliet Pct. 023	0	0	0	0	0	0
Joliet Pct. 024	0	0	0	0	0	0
Joliet Pct. 025	0	0	0	0	0	0
Joliet Pct. 026	0	0	0	0	0	0
Joliet Pct. 027	0	0	0	0	0	0
Joliet Pct. 028	0	0	0	0	0	0
Joliet Pct. 029	0	0	0	0	0	0
Joliet Pct. 030	0	0	0	0	0	0
Joliet Pct. 031	0	0	0	0	0	0
Joliet Pct. 032	0	0	0	0	0	0
Joliet Pct. 033	0	0	0	0	0	0
Joliet Pct. 034	0	0	0	0	0	0
Joliet Pct. 035	0	0	0	0	0	0
Joliet Pct. 036	0	0	0	0	0	0
Joliet Pct. 037	0	0	0	0	0	0
Lockport Pct. 001	0	0	0	0	0	0
Lockport Pct. 002	0	0	0	0	0	0
Lockport Pct. 003	0	0	0	0	0	0

PRECINCTS	VOTE BY MAIL	EARLY VOTING	ELECTION DAY	PROVISIONAL	POSTMARKED VBM	TOTAL VOTES
Lockport Pct. 004	0	0	0	0	0	0
Lockport Pct. 005	0	0	0	0	0	0
Lockport Pct. 006	0	0	0	0	0	0
Lockport Pct. 007	0	0	0	0	0	0
Lockport Pct. 008	0	0	0	0	0	0
Lockport Pct. 009	0	0	0	0	0	0
Lockport Pct. 010	0	0	1	0	0	1
Lockport Pct. 011	0	0	1	0	0	1
Lockport Pct. 012	0	0	0	0	0	0
Lockport Pct. 013	0	0	0	0	0	0
Lockport Pct. 014	0	0	0	0	0	0
Lockport Pct. 015	0	0	0	0	0	0
Lockport Pct. 016	0	0	0	0	0	0
Lockport Pct. 017	0	0	0	0	0	0
Lockport Pct. 018	0	0	0	0	0	0
Lockport Pct. 019	0	0	0	0	0	0
Lockport Pct. 020	0	0	0	0	0	0
Lockport Pct. 021	0	0	0	0	0	0
Lockport Pct. 022	0	0	0	0	0	0
Lockport Pct. 023	0	0	0	0	0	0
Lockport Pct. 024	0	0	0	0	0	0
Manhattan Pct. 001	0	0	0	0	0	0
Manhattan Pct. 002	0	0	0	0	0	0
Manhattan Pct. 003	0	0	0	0	0	0
Manhattan Pct. 004	0	0	0	0	0	0
Monee Pct. 001	0	0	0	0	0	0
Monee Pct. 002	0	0	0	0	0	0
Monee Pct. 003	0	0	0	0	0	0
Monee Pct. 004	0	0	0	0	0	0
Monee Pct. 005	0	0	0	0	0	0
Monee Pct. 006	0	0	0	0	0	0
Monee Pct. 007	0	0	0	0	0	0
Monee Pct. 008	0	0	0	0	0	0
New Lenox Pct. 001	0	0	0	0	0	0
New Lenox Pct. 002	0	0	0	0	0	0
New Lenox Pct. 003	0	0	0	0	0	0
New Lenox Pct. 004	0	0	0	0	0	0
New Lenox Pct. 005	0	0	0	0	0	0
New Lenox Pct. 006	0	0	0	0	0	0
New Lenox Pct. 007	0	0	0	0	0	0
New Lenox Pct. 008	0	0	0	0	0	0
New Lenox Pct. 009	0	0	0	0	0	0
New Lenox Pct. 010	0	0	1	0	0	1
New Lenox Pct. 011	0	0	0	0	0	0
New Lenox Pct. 012	0	0	0	0	0	0
New Lenox Pct. 013	0	0	0	0	0	0
New Lenox Pct. 014	0	0	0	0	0	0
New Lenox Pct. 015	0	0	0	0	0	0
New Lenox Pct. 016	0	0	0	0	0	0
New Lenox Pct. 017	0	0	0	0	0	0
New Lenox Pct. 018	0	0	0	0	0	0
New Lenox Pct. 019	0	0	0	0	0	0
New Lenox Pct. 020	0	0	0	0	0	0

PRECINCTS	VOTE BY MAIL	EARLY VOTING	ELECTION DAY	PROVISIONAL	POSTMARKED VBM	TOTAL VOTES
Peotone Pct. 001	0	0	0	0	0	0
Peotone Pct. 002	0	0	0	0	0	0
Plainfield Pct. 001	0	0	0	0	0	0
Plainfield Pct. 002	0	0	0	0	0	0
Plainfield Pct. 003	0	0	0	0	0	0
Plainfield Pct. 004	0	0	0	0	0	0
Plainfield Pct. 005	0	0	0	0	0	0
Plainfield Pct. 006	0	0	0	0	0	0
Plainfield Pct. 007	0	0	0	0	0	0
Plainfield Pct. 008	0	0	0	0	0	0
Plainfield Pct. 009	0	0	0	0	0	0
Plainfield Pct. 010	0	0	0	0	0	0
Plainfield Pct. 011	0	0	0	0	0	0
Plainfield Pct. 012	0	0	0	0	0	0
Plainfield Pct. 013	0	0	0	0	0	0
Plainfield Pct. 014	0	0	0	0	0	0
Plainfield Pct. 015	0	0	0	0	0	0
Plainfield Pct. 016	0	0	0	0	0	0
Plainfield Pct. 017	0	0	0	0	0	0
Plainfield Pct. 018	0	0	0	0	0	0
Plainfield Pct. 019	0	0	0	0	0	0
Plainfield Pct. 020	0	0	0	0	0	0
Plainfield Pct. 021	0	0	0	0	0	0
Plainfield Pct. 022	0	0	0	0	0	0
Plainfield Pct. 023	0	0	0	0	0	0
Plainfield Pct. 024	0	0	0	0	0	0
Plainfield Pct. 025	0	0	0	0	0	0
Plainfield Pct. 026	0	0	0	0	0	0
Plainfield Pct. 027	0	0	0	0	0	0
Plainfield Pct. 028	0	0	0	0	0	0
Plainfield Pct. 029	0	0	0	0	0	0
Plainfield Pct. 030	0	0	0	0	0	0
Plainfield Pct. 031	0	0	0	0	0	0
Plainfield Pct. 032	0	0	0	0	0	0
Plainfield Pct. 033	0	0	0	0	0	0
Plainfield Pct. 034	0	0	0	0	0	0
Plainfield Pct. 035	0	0	0	0	0	0
Reed Pct. 001	0	0	0	0	0	0
Reed Pct. 002	0	0	0	0	0	0
Reed Pct. 003	0	0	0	0	0	0
Troy Pct. 001	0	0	0	0	0	0
Troy Pct. 002	0	0	0	0	0	0
Troy Pct. 003	0	0	0	0	0	0
Troy Pct. 004	0	0	0	0	0	0
Troy Pct. 005	0	0	0	0	0	0
Troy Pct. 006	0	0	0	0	0	0
Troy Pct. 007	0	0	0	0	0	0
Troy Pct. 008	0	0	1	0	0	1
Troy Pct. 009	0	0	0	0	0	0
Troy Pct. 010	0	0	0	0	0	0
Troy Pct. 011	0	0	0	0	0	0
Troy Pct. 012	0	0	0	0	0	0
Troy Pct. 013	0	0	0	0	0	0

PRECINCTS	VOTE BY MAIL	EARLY VOTING	ELECTION DAY	PROVISIONAL	POSTMARKED VBM	TOTAL VOTES
Troy Pct. 014	0	0	0	0	0	0
Troy Pct. 015	0	0	0	0	0	0
Troy Pct. 016	0	0	0	0	0	0
Troy Pct. 017	0	0	0	0	0	0
Troy Pct. 018	0	0	0	0	0	0
Troy Pct. 019	0	0	0	0	0	0
Troy Pct. 020	0	0	0	0	0	0
Troy Pct. 021	0	0	0	0	0	0
Troy Pct. 022	0	0	0	0	0	0
Washington Pct. 001	0	0	0	0	0	0
Washington Pct. 002	0	0	0	0	0	0
Washington Pct. 003	0	0	0	0	0	0
Wesley Pct. 001	0	0	12	0	0	12
Wheatland Pct. 001	0	0	0	0	0	0
Wheatland Pct. 002	0	0	0	0	0	0
Wheatland Pct. 003	0	0	0	0	0	0
Wheatland Pct. 004	0	0	0	0	0	0
Wheatland Pct. 005	0	0	0	0	0	0
Wheatland Pct. 006	0	0	0	0	0	0
Wheatland Pct. 007	0	0	0	0	0	0
Wheatland Pct. 008	0	0	0	0	0	0
Wheatland Pct. 009	0	0	0	0	0	0
Wheatland Pct. 010	0	0	0	0	0	0
Wheatland Pct. 011	0	0	0	0	0	0
Wheatland Pct. 012	0	0	0	0	0	0
Wheatland Pct. 013	0	0	0	0	0	0
Wheatland Pct. 014	0	0	0	0	0	0
Wheatland Pct. 015	0	0	0	0	0	0
Wheatland Pct. 016	0	0	2	0	0	2
Wheatland Pct. 017	0	0	0	0	0	0
Wheatland Pct. 018	0	0	0	0	0	0
Wheatland Pct. 019	0	0	0	0	0	0
Wheatland Pct. 020	0	0	0	0	0	0
Wheatland Pct. 021	0	0	0	0	0	0
Wheatland Pct. 022	0	0	0	0	0	0
Wheatland Pct. 023	0	0	0	0	0	0
Wheatland Pct. 024	0	0	0	0	0	0
Wheatland Pct. 025	0	0	0	0	0	0
Wheatland Pct. 026	0	0	0	0	0	0
Wheatland Pct. 027	0	0	0	0	0	0
Wheatland Pct. 028	0	0	0	0	0	0
Wheatland Pct. 029	0	0	0	0	0	0
Wheatland Pct. 030	0	0	0	0	0	0
Wheatland Pct. 031	0	0	0	0	0	0
Wheatland Pct. 032	0	0	0	0	0	0
Wheatland Pct. 033	0	0	0	0	0	0
Wheatland Pct. 034	0	0	0	0	0	0
Will Pct. 001	0	0	0	0	0	0
Wilmington Pct. 001	0	0	0	0	0	0
Wilmington Pct. 002	0	0	0	0	0	0
Wilmington Pct. 003	0	0	0	0	0	0
Wilton Pct. 001	0	0	0	0	0	0
Total	0	2	21	0	0	23



**Official Write-In Results**  
**March 17, 2019 General Primary Election**  
**Republican Precinct Committeeperson**

**Amy Singletary**

PRECINCTS	VOTE BY MAIL	EARLY VOTING	ELECTION DAY	PROVISIONAL	POSTMARKED VBM	TOTAL VOTES
Channahon Pct. 004	0	5	18	0	0	23

**Leon "Rocky" Ausec**

PRECINCTS	VOTE BY MAIL	EARLY VOTING	ELECTION DAY	PROVISIONAL	POSTMARKED VBM	TOTAL VOTES
Joliet Pct. 033	1	0	0	0	0	1

**Jessica Cannaday**

PRECINCTS	VOTE BY MAIL	EARLY VOTING	ELECTION DAY	PROVISIONAL	POSTMARKED VBM	TOTAL VOTES
Lockport Pct. 006	0	0	3	0	0	3

**Joseph N. Silich**

PRECINCTS	VOTE BY MAIL	EARLY VOTING	ELECTION DAY	PROVISIONAL	POSTMARKED VBM	TOTAL VOTES
Lockport Pct. 009	0	2	1	0	0	3

**Keith McCure**

PRECINCTS	VOTE BY MAIL	EARLY VOTING	ELECTION DAY	PROVISIONAL	POSTMARKED VBM	TOTAL VOTES
Lockport Pct. 010	0	0	0	0	0	0

**Geraldine Parker**

PRECINCTS	VOTE BY MAIL	EARLY VOTING	ELECTION DAY	PROVISIONAL	POSTMARKED VBM	TOTAL VOTES
Lockport Pct. 011	0	0	0	0	0	0

**Kenneth Beaton**

PRECINCTS	VOTE BY MAIL	EARLY VOTING	ELECTION DAY	PROVISIONAL	POSTMARKED VBM	TOTAL VOTES
Lockport Pct. 012	0	0	2	0	0	2

**Marvin Tinsley**

PRECINCTS	VOTE BY MAIL	EARLY VOTING	ELECTION DAY	PROVISIONAL	POSTMARKED VBM	TOTAL VOTES
Lockport Pct. 014	0	1	0	0	0	1

**Sam Sly**

PRECINCTS	VOTE BY MAIL	EARLY VOTING	ELECTION DAY	PROVISIONAL	POSTMARKED VBM	TOTAL VOTES
Lockport Pct. 023	0	0	0	0	0	0

**Jessica Frankowski**

PRECINCTS	VOTE BY MAIL	EARLY VOTING	ELECTION DAY	PROVISIONAL	POSTMARKED VBM	TOTAL VOTES
Manhattan Pct. 002	0	0	6	0	0	6

**Kathy Havel**

PRECINCTS	VOTE BY MAIL	EARLY VOTING	ELECTION DAY	PROVISIONAL	POSTMARKED VBM	TOTAL VOTES
Wheatland Pct. 009	3	10	23	0	2	38

**William Harkins**

PRECINCTS	VOTE BY MAIL	EARLY VOTING	ELECTION DAY	PROVISIONAL	POSTMARKED VBM	TOTAL VOTES
Wheatland Pct. 017	0	1	0	0	0	1



# REPUBLICAN PARTY



## MISCELLANEOUS REFERENDA

**LAUREN STALEY FERRY**

**WILL COUNTY CLERK**

[www.thewillcountyclerk.com](http://www.thewillcountyclerk.com)

## ABSTRACT OF VOTES

RUN DATE:04/01/20 09:50 AM

City of Naperville  
GENERAL PRIMARY ELECTION  
MARCH 17, 2020

OFFICIAL RESULTS

REPORT-EL86

PAGE 001

WITH 24 OF 24 PRECINCTS REPORTING

VOTES PERCENT

VOTES PERCENT

01 = BALLOTS CAST

10,668

CITY OF NAPERVILLE REFERENDUM

Vote for not more than 1

02 = YES

5,066 49.11

03 = NO

5,250 50.89

	01	02	03
0019 DU PAGE PCT 001	522	268	221
0020 DU PAGE PCT 002	484	227	248
0021 DU PAGE PCT 003	508	226	271
0025 DU PAGE PCT 007	456	231	206
0267 WHEATLAND PCT 002	774	311	444
0268 WHEATLAND PCT 003	431	219	199
0269 WHEATLAND PCT 004	515	281	217
0270 WHEATLAND PCT 005	560	249	295
0271 WHEATLAND PCT 006	252	135	108
0272 WHEATLAND PCT 007	405	200	194
0273 WHEATLAND PCT 008	509	245	250
0274 WHEATLAND PCT 009	545	299	235
0275 WHEATLAND PCT 010	377	154	210
0276 WHEATLAND PCT 011	589	255	308
0277 WHEATLAND PCT 012	451	207	233
0278 WHEATLAND PCT 013	206	103	97
0279 WHEATLAND PCT 014	527	250	265
0280 WHEATLAND PCT 015	389	173	203
0281 WHEATLAND PCT 016	1	1	0
0282 WHEATLAND PCT 017	512	269	228
0283 WHEATLAND PCT 018	458	230	214
0285 WHEATLAND PCT 020	404	159	230
0286 WHEATLAND PCT 021	421	199	199
0289 WHEATLAND PCT 024	372	175	175

This political subdivision has been  
canvassed by the election authority in  
which their principal office is located.

## ABSTRACT OF VOTES

RUN DATE:04/01/20 09:50 AM

Village of Beecher  
GENERAL PRIMARY ELECTION  
MARCH 17, 2020

## OFFICIAL RESULTS

REPORT-EL86

PAGE 001

WITH 3 OF 3 PRECINCTS REPORTING

VOTES PERCENT

VOTES PERCENT

01 = BALLOTS CAST

742

## VILLAGE OF BEECHER REFERENDUM

Vote for not more than 1

02 = YES \*

03 = NO

365 51.77

340 48.23


01 02 03

0262 WASHINGTON PCT 001  
0263 WASHINGTON PCT 002  
0264 WASHINGTON PCT 003317 155 148  
251 136 101  
174 74 91

I, the undersigned do hereby certify that on April 7, 2020, I canvassed the returns of an election held on March 17, 2020 for **VILLAGE OF BEECHER** and I proclaim that a total of 742 voters requested and received ballots and I do further certify that the following Question of Public Policy did receive the number of votes herein recorded and has **PASSED**.

*Shall a park district be created in the Village of Beecher by its residents that would have the authority to tax and provide park and recreation services and activities for all ages?*

I further certify that the above is a true and complete Abstract of Votes and was prepared in my presence on April 7, 2020.



Lauren Staley Ferry, County Clerk  
The County of Will, Illinois

ABSTRACT OF VOTES

RUN DATE:04/01/20 09:50 AM

Village of Lemont  
GENERAL PRIMARY ELECTION  
MARCH 17, 2020

OFFICIAL RESULTS

REPORT-EL86

PAGE 001

WITH 2 OF 2 PRECINCTS REPORTING

VOTES PERCENT

VOTES PERCENT

01 = BALLOTS CAST

0

VILLAGE OF LEMONT REFERENDUM

Vote for not more than 1

02 = YES

0

03 = NO

0

01 02 03

0 0 0

0 0 0

0051 DU PAGE PCT 033

0087 HOMER PCT 001

This political subdivision has been  
canvassed by the election authority in  
which their principal office is located.

## ABSTRACT OF VOTES

Village of Rockdale  
GENERAL PRIMARY ELECTION  
MARCH 17, 2020

## OFFICIAL RESULTS

RUN DATE:04/01/20 09:50 AM

REPORT-EL86

PAGE 001

VOTES PERCENT

WITH 1 OF 1 PRECINCTS REPORTING

VOTES PERCENT

01 = BALLOTS CAST 321  
VILLAGE OF ROCKDALE REFERENDUM ALLOW ADULT CANNABIS USE  
Vote for not more than 1  
02 = YES \* 178 55.63  
03 = NO 142 44.38

VILLAGE OF ROCKDALE REFERENDUM  
PERMANENTLY CLOSE MEADOW AVENUE  
Vote for not more than 1  
04 = YES 106 33.23  
05 = NO \* 213 66.77

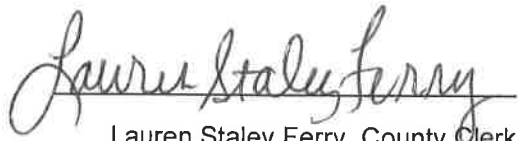
01	02	03	04	05
321	178	142	106	213

0139 JOLIET PCT 033

I, the undersigned do hereby certify that on April 7, 2020, I canvassed the returns of an election held on March 17, 2020 for **VILLAGE OF ROCKDALE** and I proclaim that a total of 321 voters requested and received ballots and I do further certify that the following Question of Public Policy did receive the number of votes herein recorded and has **PASSED**.

*Should the Village of Rockdale allow adult-use (recreational) cannabis business enterprises within the Village?*


I further certify that the above is a true and complete Abstract of Votes and was prepared in my presence on April 7, 2020.

  
Lauren Staley Ferry, County Clerk  
The County of Will, Illinois

I, the undersigned do hereby certify that on April 7, 2020, I canvassed the returns of an election held on March 17, 2020 for **VILLAGE OF ROCKDALE** and I proclaim that a total of 321 voters requested and received ballots and I do further certify that the following Question of Public Policy did receive the number of votes herein recorded and has **FAILED**.

*Should the Village of Rockdale permanently close Meadow Avenue at its access points with eastbound and westbound Interstate 80 (east of Wortman Drive)?*

I further certify that the above is a true and complete Abstract of Votes and was prepared in my presence on April 7, 2020.

  
Lauren Staley Ferry, County Clerk  
The County of Will, Illinois

## ABSTRACT OF VOTES

RUN DATE:04/01/20 09:50 AM

Wilton Twp  
GENERAL PRIMARY ELECTION  
MARCH 17, 2020

OFFICIAL RESULTS

REPORT-EL86

PAGE 001

WITH 1 OF 1 PRECINCTS REPORTING

01 = BALLOTS CAST

VOTES PERCENT

301

WILTON TOWNSHIP REFERENDUM

Vote for not more than 1

02 = YES

03 = NO \*

VOTES PERCENT

103 34.56

195 65.44

01	02	03
301	103	195

0304 WILTON PCT 001


I, the undersigned do hereby certify that on April 7, 2020, I canvassed the returns of an election held on March 17, 2020 **WILTON TOWNSHIP** and I proclaim that a total of 301 voters requested and received ballots and I do further certify that the following Question of Public Policy did receive the number of votes herein recorded and has **FAILED**.

*Shall the Wilton Township Road District, Will County, Illinois, be authorized to levy a new tax for the purposes of constructing or repairing bridges, culverts, drainage structures or grade separations, including approaches thereto, and have an additional tax of 0.25% of the equalized assessed value of the taxable property therein extended for such purposes?*

(1) *The approximate amount of taxes extendable at the most recently extended limiting rate is \$139,343.70 and the approximate amount of taxes extendable if the proposition is approved is \$219,833.36.*

(2) *For the 2020 levy year the approximate amount of the additional tax extendable against property containing a single family residence and having a fair market value at the time of the referendum of \$100,000 is estimated to be \$83.33.*

I further certify that the above is a true and complete Abstract of Votes and was prepared in my presence on April 7, 2020.

  
Lauren Staley Ferry, County Clerk  
The County of Will, Illinois

## ABSTRACT OF VOTES

RUN DATE:04/01/20 09:50 AM

Island Park Dist  
GENERAL PRIMARY ELECTION  
MARCH 17, 2020

OFFICIAL RESULTS

REPORT-EL86

PAGE 001

WITH 5 OF 5 PRECINCTS REPORTING

VOTES PERCENT

VOTES PERCENT

01 = BALLOTS CAST

905

ISLAND PARK DISTRICT REFERENDUM

Vote for not more than 1

02 = YES

03 = NO \*

229 26.94

621 73.06

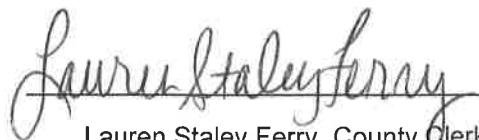
0056 FLORENCE PCT 001  
 0265 WESLEY PCT 001  
 0301 WILMINGTON PCT 001  
 0302 WILMINGTON PCT 002  
 0303 WILMINGTON PCT 003

01	02	03
72	14	53
5	2	3
305	82	209
191	53	126
332	78	230

I, the undersigned do hereby certify that on April 7, 2020, I canvassed the returns of an election held on March 17, 2020 for **ISLAND PARK DISTRICT** and I proclaim that a total of 905 voters requested and received ballots and I do further certify that the following Question of Public Policy did receive the number of votes herein recorded and has **FAILED**.

*Shall the debt service extension base under the Property Tax Extension Law for the Island Park District, Will County, Illinois, for payment of principal and interest on limited bonds be increased from \$14,466.72 to \$114,466.72 for the 2020 levy year and all subsequent levy years, such debt service extension base to be increased each year by the lesser of 5% or the percentage increase in the Consumer Price Index during the 12 month calendar year preceding the levy year?*

I further certify that the above is a true and complete Abstract of Votes and was prepared in my presence on April 7, 2020.



Lauren Staley Ferry, County Clerk  
The County of Will, Illinois

WITH 21 OF 21 PRECINCTS REPORTING

01 = BALLOTS CAST

VOTES PERCENT

7,156

NEW LENOX PUBLIC LIBRARY DISTRICT REFERENDUM

Vote for not more than 1

02 = YES \*

03 = NO

VOTES PERCENT

3,930 56.90

2,977 43.10

01 02 03

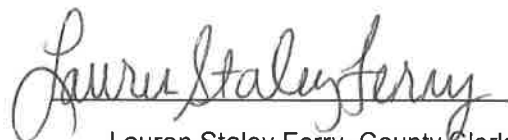
0143 JOLIET PCT 037	46	14	24
0180 NEW LENOX PCT 001	23	11	11
0181 NEW LENOX PCT 002	321	144	166
0182 NEW LENOX PCT 003	3	0	3
0183 NEW LENOX PCT 004	315	172	135
0184 NEW LENOX PCT 005	366	227	129
0185 NEW LENOX PCT 006	299	152	129
0186 NEW LENOX PCT 007	408	186	204
0187 NEW LENOX PCT 008	359	191	153
0188 NEW LENOX PCT 009	415	224	181
0189 NEW LENOX PCT 010	416	270	135
0190 NEW LENOX PCT 011	473	289	177
0191 NEW LENOX PCT 012	355	195	144
0192 NEW LENOX PCT 013	350	200	128
0193 NEW LENOX PCT 014	515	289	207
0194 NEW LENOX PCT 015	364	186	174
0195 NEW LENOX PCT 016	443	256	170
0196 NEW LENOX PCT 017	390	216	164
0197 NEW LENOX PCT 018	334	194	129
0198 NEW LENOX PCT 019	413	248	160
0199 NEW LENOX PCT 020	548	266	254

I, the undersigned do hereby certify that on April 7, 2020, I canvassed the returns of an election held on March 17, 2020 for **NEW LENOX PUBLIC LIBRARY DISTRICT** and I proclaim that a total of 7,156 voters requested and received ballots and I do further certify that the following Question of Public Policy did receive the number of votes herein recorded and has **PASSED**.

*Shall the limiting rate under the Property Tax Extension Limitation Law for the New Lenox Public Library District, Will County, Illinois, be increased by an additional amount equal to 0.0721% above the limiting rate for the purpose of general library purposes for levy year 2018 and be equal to 0.2239% of the equalized assessed value of the taxable property therein for levy year 2020?*

- (1) *The approximate amount of taxes extendable at the most recently extended limiting rate is \$2,019,032, and the approximate amount of taxes extendable if the proposition is approved is \$2,978,006.*
- (2) *For the 2020 levy year the approximate amount of the additional tax extendable against property containing a single family residence and having a fair market value at the time of the referendum of \$100,000.00 is estimated to be \$24.03.*
- (3) *If the proposition is approved, the aggregate extension for levy year 2020 will be determined by the limiting rate set forth in the proposition, rather than the otherwise applicable limiting rate calculated under the provisions of the Property Tax Extension Limitation Law (commonly known as the Property Tax Cap Law).*

I further certify that the above is a true and complete Abstract of Votes and was prepared in my presence on April 7, 2020.



Lauren Staley Ferry, County Clerk  
The County of Will, Illinois



ABSTRACT OF VOTES

RUN DATE:04/01/20 09:50 AM

Oswego CUSD 308  
GENERAL PRIMARY ELECTION  
MARCH 17, 2020

OFFICIAL RESULTS

REPORT-EL86 PAGE 001

WITH 6 OF 6 PRECINCTS REPORTING

VOTES PERCENT

VOTES PERCENT

01 = BALLOTS CAST

2,591

OSWEGO CUSD 308 REFERENDUM  
Vote for not more than 1  
02 = YES  
03 = NO

1,471 58.77  
1,032 41.23

	01	02	03
0266 WHEATLAND PCT 001	222	78	129
0288 WHEATLAND PCT 023	141	86	50
0296 WHEATLAND PCT 031	401	212	171
0297 WHEATLAND PCT 032	568	340	213
0298 WHEATLAND PCT 033	529	337	174
0299 WHEATLAND PCT 034	730	418	295

This political subdivision has been canvassed by the election authority in which their principal office is located.

## ABSTRACT OF VOTES

RUN DATE:04/01/20 09:50 AM

Peotone CUSD 207U  
GENERAL PRIMARY ELECTION  
MARCH 17, 2020

OFFICIAL RESULTS

REPORT-EL86

PAGE 001

WITH 7 OF 7 PRECINCTS REPORTING

VOTES PERCENT

VOTES PERCENT

01 = BALLOTS CAST

3,082

PEOTONE CUSD 207U REFERENDUM

Vote for not more than 1

02 = YES

03 = NO \*

1,342

44.44

1,678

55.56

0085 GREEN GARDEN PCT 001  
0086 GREEN GARDEN PCT 002  
0170 MANHATTAN PCT 003  
0200 PEOTONE PCT 001  
0201 PEOTONE PCT 002  
0300 WILL PCT 001  
0304 WILTON PCT 001

	01	02	03
	459	164	280
	536	209	317
	67	28	38
	723	375	337
	617	313	295
	381	151	224
	299	102	187

I, the undersigned do hereby certify that on April 7, 2020, I canvassed the returns of an election held on March 17, 2020 for **PEOTONE COMMUNITY UNIT SCHOOL DISTRICT 207U** and I proclaim that a total of 3,082 voters requested and received ballots and I do further certify that the following Question of Public Policy did receive the number of votes herein recorded and has **FAILED**.

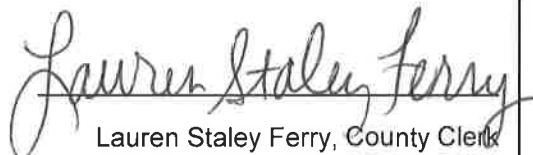
*Shall the limiting rate under the Property Tax Extension Limitation Law for Peotone Community Unit School District Number 207U, Will and Kankakee Counties, Illinois be increased by an additional amount equal to 0.9761% above the limiting rate for school purposes for levy year 2018 and be equal to 4.0888% of the equalized assessed value of the taxable property therein for levy year 2020?*

(1) *The approximate amount of taxes extendable at the most recently extended limiting rate is \$11,538,141, and the approximate amount of taxes extendable if the proposition is approved is \$15,156,344.*

(2) *For the 2020 levy year the approximate amount of the additional tax extendable against property containing a single family residence and having a fair market value at the time of the referendum of \$100,000 is estimated to be \$325.37.*

(3) *If the proposition is approved, the aggregate extension for 2020 will be determined by the limiting rate set forth in the proposition, rather than the otherwise applicable limiting rate calculated under the provisions of the Property Tax Extension Limitation Law (commonly known as the Property Tax Cap Law)*

I further certify that the above is a true and complete Abstract of Votes and was prepared in my presence on April 7, 2020.

  
Lauren Staley Ferry, County Clerk  
The County of Will, Illinois

Statement of Votes Cast  
 2020 General Primary Election  
 SOVC For Jurisdiction Wide, All Counters, All Races

Date:04/01/20  
 Time:12:05:21  
 Page:162 of 163

PEOTONE 207U QUESTION

	Reg. Voters	Times Counted	Total Votes	YES	NO
Jurisdiction Wide					
ROCKVILLE	0	0	0	0	0
Total	0	0	0	0	0

## ABSTRACT OF VOTES

RUN DATE:04/01/20 09:50 AM

East Joliet Fire Dist  
GENERAL PRIMARY ELECTION  
MARCH 17, 2020

OFFICIAL RESULTS

REPORT-EL86

PAGE 001

WITH 11 OF 11 PRECINCTS REPORTING

VOTES PERCENT

VOTES PERCENT

01 = BALLOTS CAST

1,852

EAST JOLIET FIRE PROTECTION DISTRICT REFERENDUM

Vote for not more than 1

02 = YES \*

03 = NO

1,341 77.92

380 22.08

01 02 03

0113 JOLIET PCT 007	71	48	18
0119 JOLIET PCT 013	7	7	0
0121 JOLIET PCT 015	220	156	44
0122 JOLIET PCT 016	90	65	19
0135 JOLIET PCT 029	62	45	11
0136 JOLIET PCT 030	291	224	55
0138 JOLIET PCT 032	39	24	9
0140 JOLIET PCT 034	197	136	40
0141 JOLIET PCT 035	301	227	61
0142 JOLIET PCT 036	290	200	66
0143 JOLIET PCT 037	284	209	57

I, the undersigned do hereby certify that on April 7, 2020, I canvassed the returns of an election held on March 17, 2020 for **EAST JOLIET FIRE PROTECTION DISTRICT** and I proclaim that a total of 1,852 voters requested and received ballots and I do further certify that the following Question of Public Policy did receive the number of votes herein recorded and has **PASSED**.

*Shall the East Joliet Fire Protection District, Will County, Illinois, purchase emergency response vehicles, improve and equip fire stations, pay outstanding debt related to equipment acquisition and fire station improvements and issue its bonds in the amount of \$3,000,000 for the purpose of paying the costs thereof?*

I further certify that the above is a true and complete Abstract of Votes and was prepared in my presence on April 7, 2020.



Lauren Staley Ferry, County Clerk  
The County of Will, Illinois

## ABSTRACT OF VOTES

RUN DATE:04/01/20 09:50 AM

Lockport Twp Fire Dist  
GENERAL PRIMARY ELECTION  
MARCH 17, 2020

## OFFICIAL RESULTS

REPORT-EL86

PAGE 001

VOTES PERCENT WITH 40 OF 40 PRECINCTS REPORTING  
LOCKPORT TWP FIRE PROTECTION DISTRICT REFERENDUM  
Vote for not more than 1  
02 = YES \*  
03 = NO

VOTES PERCENT  
7,157 57.99  
5,185 42.01

01 = BALLOTS CAST

12,899

	01	02	03
0051 DU PAGE PCT 033	29	15	12
0052 DU PAGE PCT 034	352	242	99
0099 HOMER PCT 013	312	136	166
0101 HOMER PCT 015	516	299	193
0102 HOMER PCT 016	94	52	37
0104 HOMER PCT 018	427	251	160
0107 JOLIET PCT 001	200	88	93
0108 JOLIET PCT 002	4	3	1
0144 LOCKPORT PCT 001	671	451	200
0145 LOCKPORT PCT 002	1	1	0
0147 LOCKPORT PCT 004	99	59	35
0148 LOCKPORT PCT 005	412	202	197
0149 LOCKPORT PCT 006	394	201	180
0150 LOCKPORT PCT 007	431	230	181
0151 LOCKPORT PCT 008	411	248	142
0152 LOCKPORT PCT 009	639	454	166
0153 LOCKPORT PCT 010	453	247	193
0154 LOCKPORT PCT 011	425	233	183
0155 LOCKPORT PCT 012	380	177	179
0156 LOCKPORT PCT 013	728	502	208
0157 LOCKPORT PCT 014	399	209	176
0158 LOCKPORT PCT 015	345	168	159
0159 LOCKPORT PCT 016	476	272	195
0160 LOCKPORT PCT 017	512	252	249
0161 LOCKPORT PCT 018	390	216	163
0162 LOCKPORT PCT 019	495	290	191
0163 LOCKPORT PCT 020	357	218	133
0164 LOCKPORT PCT 021	331	185	128
0165 LOCKPORT PCT 022	293	147	137
0166 LOCKPORT PCT 023	270	134	125
0167 LOCKPORT PCT 024	231	89	116
0205 PLAINFIELD PCT 004	188	110	66
0206 PLAINFIELD PCT 005	353	183	129
0207 PLAINFIELD PCT 006	182	86	77
0208 PLAINFIELD PCT 007	232	101	115
0212 PLAINFIELD PCT 011	164	74	75
0213 PLAINFIELD PCT 012	429	176	218
0235 PLAINFIELD PCT 034	140	79	56
0245 TROY PCT 006	134	77	52
0291 WHEATLAND PCT 026	0	0	0


I, the undersigned do hereby certify that on April 7, 2020, I canvassed the returns of an election held on March 17, 2020 for **LOCKPORT TOWNSHIP FIRE PROTECTION DISTRICT** and I proclaim that a total of 12,899 voters requested and received ballots and I do further certify that the following Question of Public Policy did receive the number of votes herein recorded and has **PASSED**.

*Shall the Lockport Township Fire Protection District, Will County, Illinois, be authorized to levy a new tax for emergency and rescue crews and equipment purposes and have an additional tax of .10% of the equalized assessed value of the taxable property therein extended for such purposes?*

*(1) The approximate amount of taxes extendable at the most recently extended limiting rate is \$19,483,603, and the approximate amount of taxes extendable if the proposition is approved is \$21,279,658.*

*(2) For the 2020 levy year the approximate amount of the additional tax extendable against property containing a single family residence and having a fair market value at the time of the referendum of \$100,000 is estimated to be \$33.33.*

I further certify that the above is a true and complete Abstract of Votes and was prepared in my presence on April 7, 2020.

  
Lauren Staley Ferry, County Clerk  
The County of Will, Illinois

# REPUBLICAN PARTY



## VOTE BY MAIL (BY PRECINCT)

**LAUREN STALEY FERRY**

**WILL COUNTY CLERK**

[www.thewillcountyclerk.com](http://www.thewillcountyclerk.com)

VOTE BY MAIL

WILL COUNTY, ILLINOIS  
GENERAL PRIMARY ELECTION  
MARCH 17, 2020  
STATISTICS

(VOTE BY MAIL)

REPORT-EL52

PAGE 0001

01 = BALLOTS CAST - REPUBLICAN

TOTAL PERCENT  
2,016 100.00

02 = BALLOTS CAST - FEDERAL REPUBLICAN

TOTAL PERCENT  
0

01 02

0001 CHANNAHON PCT 001	4	.	.	0
0002 CHANNAHON PCT 002	9	.	.	0
0003 CHANNAHON PCT 003	5	.	.	0
0004 CHANNAHON PCT 004	5	.	.	0
0005 CHANNAHON PCT 005	4	.	.	0
0006 CRETE PCT 001	6	.	.	0
0007 CRETE PCT 002	3	.	.	0
0008 CRETE PCT 003	5	.	.	0
0009 CRETE PCT 004	7	.	.	0
0010 CRETE PCT 005	1	.	.	0
0011 CRETE PCT 006	8	.	.	0
0012 CRETE PCT 007	2	.	.	0
0013 CRETE PCT 008	5	.	.	0
0014 CRETE PCT 009	1	.	.	0
0015 CRETE PCT 010	5	.	.	0
0016 CRETE PCT 011	11	.	.	0
0017 CRETE PCT 012	5	.	.	0
0018 CUSTER PCT 001	5	.	.	0
0019 DU PAGE PCT 001	6	.	.	0
0020 DU PAGE PCT 002	8	.	.	0
0021 DU PAGE PCT 003	8	.	.	0
0022 DU PAGE PCT 004	1	.	.	0
0023 DU PAGE PCT 005	3	.	.	0
0024 DU PAGE PCT 006	7	.	.	0
0025 DU PAGE PCT 007	5	.	.	0
0026 DU PAGE PCT 008	3	.	.	0
0027 DU PAGE PCT 009	7	.	.	0
0028 DU PAGE PCT 010	2	.	.	0
0029 DU PAGE PCT 011	0	.	.	0
0030 DU PAGE PCT 012	5	.	.	0
0031 DU PAGE PCT 013	2	.	.	0
0032 DU PAGE PCT 014	5	.	.	0
0033 DU PAGE PCT 015	1	.	.	0
0034 DU PAGE PCT 016	2	.	.	0
0035 DU PAGE PCT 017	5	.	.	0
0036 DU PAGE PCT 018	5	.	.	0
0037 DU PAGE PCT 019	4	.	.	0
0038 DU PAGE PCT 020	2	.	.	0
0039 DU PAGE PCT 021	5	.	.	0
0040 DU PAGE PCT 022	9	.	.	0
0041 DU PAGE PCT 023	2	.	.	0
0042 DU PAGE PCT 024	4	.	.	0
0043 DU PAGE PCT 025	3	.	.	0
0044 DU PAGE PCT 026	1	.	.	0
0045 DU PAGE PCT 027	1	.	.	0
0046 DU PAGE PCT 028	3	.	.	0
0047 DU PAGE PCT 029	1	.	.	0
0048 DU PAGE PCT 030	1	.	.	0
0049 DU PAGE PCT 031	1	.	.	0
0050 DU PAGE PCT 032	4	.	.	0
0051 DU PAGE PCT 033	7	.	.	0
0052 DU PAGE PCT 034	18	.	.	0
0053 DU PAGE PCT 035	1	.	.	0
0054 DU PAGE PCT 036	3	.	.	0
0055 DU PAGE PCT 037	1	.	.	0
0056 FLORENCE PCT 001	8	.	.	0

VOTE BY MAIL

WILL COUNTY, ILLINOIS  
GENERAL PRIMARY ELECTION  
MARCH 17, 2020  
STATISTICS

(VOTE BY MAIL)

REPORT-EL52

PAGE 0002

01 = BALLOTS CAST - REPUBLICAN

TOTAL PERCENT  
2,016 100.00

02 = BALLOTS CAST - FEDERAL REPUBLICAN

TOTAL PERCENT  
0

(CONTINUED FROM PREVIOUS PAGE)

	01	02
0057 FRANKFORT PCT 001	10	0
0058 FRANKFORT PCT 002	14	0
0059 FRANKFORT PCT 003	9	0
0060 FRANKFORT PCT 004	9	0
0061 FRANKFORT PCT 005	10	0
0062 FRANKFORT PCT 006	6	0
0063 FRANKFORT PCT 007	12	0
0064 FRANKFORT PCT 008	12	0
0065 FRANKFORT PCT 009	7	0
0066 FRANKFORT PCT 010	17	0
0067 FRANKFORT PCT 011	6	0
0068 FRANKFORT PCT 012	1	0
0069 FRANKFORT PCT 013	2	0
0070 FRANKFORT PCT 014	3	0
0071 FRANKFORT PCT 015	4	0
0072 FRANKFORT PCT 016	15	0
0073 FRANKFORT PCT 017	12	0
0074 FRANKFORT PCT 018	5	0
0075 FRANKFORT PCT 019	7	0
0076 FRANKFORT PCT 020	5	0
0077 FRANKFORT PCT 021	9	0
0078 FRANKFORT PCT 022	14	0
0079 FRANKFORT PCT 023	3	0
0080 FRANKFORT PCT 024	4	0
0081 FRANKFORT PCT 025	1	0
0082 FRANKFORT PCT 026	8	0
0083 FRANKFORT PCT 027	5	0
0084 FRANKFORT PCT 028	6	0
0085 GREEN GARDEN PCT 001	5	0
0086 GREEN GARDEN PCT 002	10	0
0087 HOMER PCT 001	10	0
0088 HOMER PCT 002	6	0
0089 HOMER PCT 003	8	0
0090 HOMER PCT 004	12	0
0091 HOMER PCT 005	10	0
0092 HOMER PCT 006	14	0
0093 HOMER PCT 007	4	0
0094 HOMER PCT 008	16	0
0095 HOMER PCT 009	9	0
0096 HOMER PCT 010	11	0
0097 HOMER PCT 011	15	0
0098 HOMER PCT 012	4	0
0099 HOMER PCT 013	9	0
0100 HOMER PCT 014	8	0
0101 HOMER PCT 015	10	0
0102 HOMER PCT 016	7	0
0103 HOMER PCT 017	13	0
0104 HOMER PCT 018	7	0
0105 JACKSON PCT 001	4	0
0106 JACKSON PCT 002	6	0
0107 JOLIET PCT 001	4	0
0108 JOLIET PCT 002	4	0
0109 JOLIET PCT 003	8	0
0110 JOLIET PCT 004	10	0
0111 JOLIET PCT 005	1	0
0112 JOLIET PCT 006	0	0
0113 JOLIET PCT 007	6	0



VOTE BY MAIL

WILL COUNTY, ILLINOIS  
GENERAL PRIMARY ELECTION  
MARCH 17, 2020  
STATISTICS

(VOTE BY MAIL)

REPORT-EL52

PAGE 0003

01 = BALLOTS CAST - REPUBLICAN

TOTAL PERCENT  
2,016 100.00

02 = BALLOTS CAST - FEDERAL REPUBLICAN

TOTAL PERCENT  
0

(CONTINUED FROM PREVIOUS PAGE)

	01	02
0114 JOLIET PCT 008	3	0
0115 JOLIET PCT 009	4	0
0116 JOLIET PCT 010	5	0
0117 JOLIET PCT 011	4	0
0118 JOLIET PCT 012	4	0
0119 JOLIET PCT 013	0	0
0120 JOLIET PCT 014	0	0
0121 JOLIET PCT 015	3	0
0122 JOLIET PCT 016	1	0
0123 JOLIET PCT 017	7	0
0124 JOLIET PCT 018	16	0
0125 JOLIET PCT 019	1	0
0126 JOLIET PCT 020	10	0
0127 JOLIET PCT 021	2	0
0128 JOLIET PCT 022	4	0
0129 JOLIET PCT 023	1	0
0130 JOLIET PCT 024	10	0
0131 JOLIET PCT 025	6	0
0132 JOLIET PCT 026	7	0
0133 JOLIET PCT 027	1	0
0134 JOLIET PCT 028	0	0
0135 JOLIET PCT 029	1	0
0136 JOLIET PCT 030	6	0
0137 JOLIET PCT 031	6	0
0138 JOLIET PCT 032	0	0
0139 JOLIET PCT 033	2	0
0140 JOLIET PCT 034	3	0
0141 JOLIET PCT 035	12	0
0142 JOLIET PCT 036	5	0
0143 JOLIET PCT 037	3	0
0144 LOCKPORT PCT 001	33	0
0145 LOCKPORT PCT 002	8	0
0146 LOCKPORT PCT 003	4	0
0147 LOCKPORT PCT 004	4	0
0148 LOCKPORT PCT 005	11	0
0149 LOCKPORT PCT 006	4	0
0150 LOCKPORT PCT 007	3	0
0151 LOCKPORT PCT 008	1	0
0152 LOCKPORT PCT 009	5	0
0153 LOCKPORT PCT 010	5	0
0154 LOCKPORT PCT 011	12	0
0155 LOCKPORT PCT 012	10	0
0156 LOCKPORT PCT 013	33	0
0157 LOCKPORT PCT 014	8	0
0158 LOCKPORT PCT 015	0	0
0159 LOCKPORT PCT 016	10	0
0160 LOCKPORT PCT 017	2	0
0161 LOCKPORT PCT 018	6	0
0162 LOCKPORT PCT 019	15	0
0163 LOCKPORT PCT 020	4	0
0164 LOCKPORT PCT 021	10	0
0165 LOCKPORT PCT 022	9	0
0166 LOCKPORT PCT 023	4	0
0167 LOCKPORT PCT 024	0	0
0168 MANHATTAN PCT 001	5	0
0169 MANHATTAN PCT 002	5	0
0170 MANHATTAN PCT 003	15	0

VOTE BY MAIL

WILL COUNTY, ILLINOIS  
GENERAL PRIMARY ELECTION  
MARCH 17, 2020  
STATISTICS

(VOTE BY MAIL)

REPORT-EL52

PAGE 0004

01 = BALLOTS CAST - REPUBLICAN

TOTAL PERCENT  
2,016 100.00

02 = BALLOTS CAST - FEDERAL REPUBLICAN

TOTAL PERCENT  
0

(CONTINUED FROM PREVIOUS PAGE)

	01	02
0171 MANHATTAN PCT 004	3	0
0172 MONEE PCT 001	3	0
0173 MONEE PCT 002	4	0
0174 MONEE PCT 003	7	0
0175 MONEE PCT 004	14	0
0176 MONEE PCT 005	0	0
0177 MONEE PCT 006	0	0
0178 MONEE PCT 007	0	0
0179 MONEE PCT 008	7	0
0180 NEW LENOX PCT 001	1	0
0181 NEW LENOX PCT 002	8	0
0182 NEW LENOX PCT 003	1	0
0183 NEW LENOX PCT 004	8	0
0184 NEW LENOX PCT 005	10	0
0185 NEW LENOX PCT 006	3	0
0186 NEW LENOX PCT 007	11	0
0187 NEW LENOX PCT 008	17	0
0188 NEW LENOX PCT 009	5	0
0189 NEW LENOX PCT 010	12	0
0190 NEW LENOX PCT 011	6	0
0191 NEW LENOX PCT 012	3	0
0192 NEW LENOX PCT 013	6	0
0193 NEW LENOX PCT 014	13	0
0194 NEW LENOX PCT 015	9	0
0195 NEW LENOX PCT 016	5	0
0196 NEW LENOX PCT 017	8	0
0197 NEW LENOX PCT 018	1	0
0198 NEW LENOX PCT 019	4	0
0199 NEW LENOX PCT 020	16	0
0200 PEOTONE PCT 001	28	0
0201 PEOTONE PCT 002	25	0
0202 PLAINFIELD PCT 001	4	0
0203 PLAINFIELD PCT 002	12	0
0204 PLAINFIELD PCT 003	10	0
0205 PLAINFIELD PCT 004	1	0
0206 PLAINFIELD PCT 005	7	0
0207 PLAINFIELD PCT 006	5	0
0208 PLAINFIELD PCT 007	6	0
0209 PLAINFIELD PCT 008	2	0
0210 PLAINFIELD PCT 009	9	0
0211 PLAINFIELD PCT 010	6	0
0212 PLAINFIELD PCT 011	1	0
0213 PLAINFIELD PCT 012	0	0
0214 PLAINFIELD PCT 013	10	0
0215 PLAINFIELD PCT 014	9	0
0216 PLAINFIELD PCT 015	16	0
0217 PLAINFIELD PCT 016	5	0
0218 PLAINFIELD PCT 017	1	0
0219 PLAINFIELD PCT 018	8	0
0220 PLAINFIELD PCT 019	2	0
0221 PLAINFIELD PCT 020	14	0
0222 PLAINFIELD PCT 021	8	0
0223 PLAINFIELD PCT 022	7	0
0224 PLAINFIELD PCT 023	6	0
0225 PLAINFIELD PCT 024	11	0
0226 PLAINFIELD PCT 025	1	0
0227 PLAINFIELD PCT 026	2	0

VOTE BY MAIL

WILL COUNTY, ILLINOIS  
GENERAL PRIMARY ELECTION  
MARCH 17, 2020  
STATISTICS

(VOTE BY MAIL)

REPORT-EL52

PAGE 0005

01 = BALLOTS CAST - REPUBLICAN

TOTAL PERCENT  
2,016 100.00

02 = BALLOTS CAST - FEDERAL REPUBLICAN

TOTAL PERCENT  
0

(CONTINUED FROM PREVIOUS PAGE)

	01	02
0228 PLAINFIELD PCT 027	7	0
0229 PLAINFIELD PCT 028	1	0
0230 PLAINFIELD PCT 029	1	0
0231 PLAINFIELD PCT 030	5	0
0232 PLAINFIELD PCT 031	5	0
0233 PLAINFIELD PCT 032	2	0
0234 PLAINFIELD PCT 033	8	0
0235 PLAINFIELD PCT 034	7	0
0236 PLAINFIELD PCT 035	0	0
0237 REED PCT 001	2	0
0238 REED PCT 002	5	0
0239 REED PCT 003	2	0
0240 TROY PCT 001	3	0
0241 TROY PCT 002	0	0
0242 TROY PCT 003	8	0
0243 TROY PCT 004	8	0
0244 TROY PCT 005	7	0
0245 TROY PCT 006	8	0
0246 TROY PCT 007	14	0
0247 TROY PCT 008	16	0
0248 TROY PCT 009	12	0
0249 TROY PCT 010	11	0
0250 TROY PCT 011	15	0
0251 TROY PCT 012	7	0
0252 TROY PCT 013	17	0
0253 TROY PCT 014	14	0
0254 TROY PCT 015	6	0
0255 TROY PCT 016	17	0
0256 TROY PCT 017	12	0
0257 TROY PCT 018	3	0
0258 TROY PCT 019	2	0
0259 TROY PCT 020	8	0
0260 TROY PCT 021	9	0
0261 TROY PCT 022	0	0
0262 WASHINGTON PCT 001	3	0
0263 WASHINGTON PCT 002	3	0
0264 WASHINGTON PCT 003	5	0
0265 WESLEY PCT 001	5	0
0266 WHEATLAND PCT 001	14	0
0267 WHEATLAND PCT 002	40	0
0268 WHEATLAND PCT 003	6	0
0269 WHEATLAND PCT 004	4	0
0270 WHEATLAND PCT 005	7	0
0271 WHEATLAND PCT 006	1	0
0272 WHEATLAND PCT 007	5	0
0273 WHEATLAND PCT 008	9	0
0274 WHEATLAND PCT 009	14	0
0275 WHEATLAND PCT 010	11	0
0276 WHEATLAND PCT 011	11	0
0277 WHEATLAND PCT 012	2	0
0278 WHEATLAND PCT 013	13	0
0279 WHEATLAND PCT 014	4	0
0280 WHEATLAND PCT 015	1	0
0281 WHEATLAND PCT 016	4	0
0282 WHEATLAND PCT 017	6	0
0283 WHEATLAND PCT 018	6	0
0284 WHEATLAND PCT 019	1	0

VOTE BY MAIL

WILL COUNTY, ILLINOIS  
GENERAL PRIMARY ELECTION  
MARCH 17, 2020  
STATISTICS

(VOTE BY MAIL)

REPORT-EL52

PAGE 0006

01 = BALLOTS CAST - REPUBLICAN

TOTAL PERCENT  
2,016 100.00

02 = BALLOTS CAST - FEDERAL REPUBLICAN

TOTAL PERCENT  
0

(CONTINUED FROM PREVIOUS PAGE)

01 02

0285 WHEATLAND PCT 020	7	.	.	0
0286 WHEATLAND PCT 021	9	.	.	0
0287 WHEATLAND PCT 022	0	.	.	0
0288 WHEATLAND PCT 023	4	.	.	0
0289 WHEATLAND PCT 024	11	.	.	0
0290 WHEATLAND PCT 025	3	.	.	0
0291 WHEATLAND PCT 026	13	.	.	0
0292 WHEATLAND PCT 027	3	.	.	0
0293 WHEATLAND PCT 028	11	.	.	0
0294 WHEATLAND PCT 029	9	.	.	0
0295 WHEATLAND PCT 030	4	.	.	0
0296 WHEATLAND PCT 031	3	.	.	0
0297 WHEATLAND PCT 032	6	.	.	0
0298 WHEATLAND PCT 033	5	.	.	0
0299 WHEATLAND PCT 034	8	.	.	0
0300 WILL PCT 001	10	.	.	0
0301 WILMINGTON PCT 001	11	.	.	0
0302 WILMINGTON PCT 002	10	.	.	0
0303 WILMINGTON PCT 003	16	.	.	0
0304 WILTON PCT 001	10	.	.	0

# REPUBLICAN PARTY



## EARLY VOTING (BY PRECINCT)

LAUREN STALEY FERRY

WILL COUNTY CLERK

[www.thewillcountyclerk.com](http://www.thewillcountyclerk.com)

## EARLY VOTING

WILL COUNTY, ILLINOIS  
GENERAL PRIMARY ELECTION  
MARCH 17, 2020  
STATISTICS

(EARLY VOTING)

REPORT-EL52

PAGE 0001

01 = BALLOTS CAST - REPUBLICAN

TOTAL PERCENT  
5,762 100.00

02 = BALLOTS CAST - FEDERAL REPUBLICAN

TOTAL PERCENT  
0

	01	02
0001 CHANNAHON PCT 001	21	0
0002 CHANNAHON PCT 002	29	0
0003 CHANNAHON PCT 003	27	0
0004 CHANNAHON PCT 004	21	0
0005 CHANNAHON PCT 005	7	0
0006 CRETE PCT 001	8	0
0007 CRETE PCT 002	3	0
0008 CRETE PCT 003	11	0
0009 CRETE PCT 004	9	0
0010 CRETE PCT 005	3	0
0011 CRETE PCT 006	15	0
0012 CRETE PCT 007	11	0
0013 CRETE PCT 008	5	0
0014 CRETE PCT 009	12	0
0015 CRETE PCT 010	10	0
0016 CRETE PCT 011	9	0
0017 CRETE PCT 012	4	0
0018 CUSTER PCT 001	1	0
0019 DU PAGE PCT 001	27	0
0020 DU PAGE PCT 002	37	0
0021 DU PAGE PCT 003	23	0
0022 DU PAGE PCT 004	11	0
0023 DU PAGE PCT 005	21	0
0024 DU PAGE PCT 006	17	0
0025 DU PAGE PCT 007	18	0
0026 DU PAGE PCT 008	29	0
0027 DU PAGE PCT 009	7	0
0028 DU PAGE PCT 010	12	0
0029 DU PAGE PCT 011	17	0
0030 DU PAGE PCT 012	23	0
0031 DU PAGE PCT 013	8	0
0032 DU PAGE PCT 014	20	0
0033 DU PAGE PCT 015	19	0
0034 DU PAGE PCT 016	8	0
0035 DU PAGE PCT 017	18	0
0036 DU PAGE PCT 018	21	0
0037 DU PAGE PCT 019	29	0
0038 DU PAGE PCT 020	16	0
0039 DU PAGE PCT 021	22	0
0040 DU PAGE PCT 022	25	0
0041 DU PAGE PCT 023	20	0
0042 DU PAGE PCT 024	13	0
0043 DU PAGE PCT 025	17	0
0044 DU PAGE PCT 026	22	0
0045 DU PAGE PCT 027	19	0
0046 DU PAGE PCT 028	13	0
0047 DU PAGE PCT 029	12	0
0048 DU PAGE PCT 030	10	0
0049 DU PAGE PCT 031	5	0
0050 DU PAGE PCT 032	19	0
0051 DU PAGE PCT 033	7	0
0052 DU PAGE PCT 034	6	0
0053 DU PAGE PCT 035	0	0
0054 DU PAGE PCT 036	17	0
0055 DU PAGE PCT 037	6	0
0056 FLORENCE PCT 001	3	0

EARLY VOTING

WILL COUNTY, ILLINOIS  
 GENERAL PRIMARY ELECTION  
 MARCH 17, 2020  
 STATISTICS

(EARLY VOTING)

REPORT-EL52

PAGE 0002

01 = BALLOTS CAST - REPUBLICAN

TOTAL PERCENT  
 5,762 100.00

02 = BALLOTS CAST - FEDERAL REPUBLICAN

TOTAL PERCENT  
 0

(CONTINUED FROM PREVIOUS PAGE)

	01	02
0057 FRANKFORT PCT 001	47	0
0058 FRANKFORT PCT 002	42	0
0059 FRANKFORT PCT 003	14	0
0060 FRANKFORT PCT 004	24	0
0061 FRANKFORT PCT 005	32	0
0062 FRANKFORT PCT 006	23	0
0063 FRANKFORT PCT 007	26	0
0064 FRANKFORT PCT 008	16	0
0065 FRANKFORT PCT 009	11	0
0066 FRANKFORT PCT 010	8	0
0067 FRANKFORT PCT 011	31	0
0068 FRANKFORT PCT 012	33	0
0069 FRANKFORT PCT 013	17	0
0070 FRANKFORT PCT 014	16	0
0071 FRANKFORT PCT 015	21	0
0072 FRANKFORT PCT 016	20	0
0073 FRANKFORT PCT 017	49	0
0074 FRANKFORT PCT 018	26	0
0075 FRANKFORT PCT 019	16	0
0076 FRANKFORT PCT 020	15	0
0077 FRANKFORT PCT 021	24	0
0078 FRANKFORT PCT 022	45	0
0079 FRANKFORT PCT 023	18	0
0080 FRANKFORT PCT 024	13	0
0081 FRANKFORT PCT 025	14	0
0082 FRANKFORT PCT 026	22	0
0083 FRANKFORT PCT 027	18	0
0084 FRANKFORT PCT 028	21	0
0085 GREEN GARDEN PCT 001	21	0
0086 GREEN GARDEN PCT 002	36	0
0087 HOMER PCT 001	4	0
0088 HOMER PCT 002	27	0
0089 HOMER PCT 003	28	0
0090 HOMER PCT 004	36	0
0091 HOMER PCT 005	21	0
0092 HOMER PCT 006	25	0
0093 HOMER PCT 007	31	0
0094 HOMER PCT 008	36	0
0095 HOMER PCT 009	17	0
0096 HOMER PCT 010	23	0
0097 HOMER PCT 011	21	0
0098 HOMER PCT 012	28	0
0099 HOMER PCT 013	37	0
0100 HOMER PCT 014	31	0
0101 HOMER PCT 015	48	0
0102 HOMER PCT 016	25	0
0103 HOMER PCT 017	18	0
0104 HOMER PCT 018	40	0
0105 JACKSON PCT 001	22	0
0106 JACKSON PCT 002	15	0
0107 JOLIET PCT 001	11	0
0108 JOLIET PCT 002	5	0
0109 JOLIET PCT 003	4	0
0110 JOLIET PCT 004	11	0
0111 JOLIET PCT 005	8	0
0112 JOLIET PCT 006	1	0
0113 JOLIET PCT 007	7	0

EARLY VOTING

WILL COUNTY, ILLINOIS  
 GENERAL PRIMARY ELECTION  
 MARCH 17, 2020  
 STATISTICS

(EARLY VOTING)

REPORT-EL52

PAGE 0003

01 = BALLOTS CAST - REPUBLICAN

TOTAL PERCENT  
 5,762 100.00

02 = BALLOTS CAST - FEDERAL REPUBLICAN

TOTAL PERCENT  
 0

(CONTINUED FROM PREVIOUS PAGE)

	01	02
0114 JOLIET PCT 008	16	0
0115 JOLIET PCT 009	6	0
0116 JOLIET PCT 010	12	0
0117 JOLIET PCT 011	3	0
0118 JOLIET PCT 012	9	0
0119 JOLIET PCT 013	3	0
0120 JOLIET PCT 014	0	0
0121 JOLIET PCT 015	10	0
0122 JOLIET PCT 016	1	0
0123 JOLIET PCT 017	11	0
0124 JOLIET PCT 018	18	0
0125 JOLIET PCT 019	13	0
0126 JOLIET PCT 020	5	0
0127 JOLIET PCT 021	10	0
0128 JOLIET PCT 022	21	0
0129 JOLIET PCT 023	7	0
0130 JOLIET PCT 024	7	0
0131 JOLIET PCT 025	13	0
0132 JOLIET PCT 026	7	0
0133 JOLIET PCT 027	1	0
0134 JOLIET PCT 028	3	0
0135 JOLIET PCT 029	5	0
0136 JOLIET PCT 030	8	0
0137 JOLIET PCT 031	8	0
0138 JOLIET PCT 032	0	0
0139 JOLIET PCT 033	12	0
0140 JOLIET PCT 034	8	0
0141 JOLIET PCT 035	13	0
0142 JOLIET PCT 036	8	0
0143 JOLIET PCT 037	2	0
0144 LOCKPORT PCT 001	17	0
0145 LOCKPORT PCT 002	10	0
0146 LOCKPORT PCT 003	13	0
0147 LOCKPORT PCT 004	10	0
0148 LOCKPORT PCT 005	26	0
0149 LOCKPORT PCT 006	3	0
0150 LOCKPORT PCT 007	4	0
0151 LOCKPORT PCT 008	4	0
0152 LOCKPORT PCT 009	29	0
0153 LOCKPORT PCT 010	35	0
0154 LOCKPORT PCT 011	23	0
0155 LOCKPORT PCT 012	29	0
0156 LOCKPORT PCT 013	34	0
0157 LOCKPORT PCT 014	16	0
0158 LOCKPORT PCT 015	7	0
0159 LOCKPORT PCT 016	31	0
0160 LOCKPORT PCT 017	49	0
0161 LOCKPORT PCT 018	33	0
0162 LOCKPORT PCT 019	43	0
0163 LOCKPORT PCT 020	11	0
0164 LOCKPORT PCT 021	10	0
0165 LOCKPORT PCT 022	6	0
0166 LOCKPORT PCT 023	8	0
0167 LOCKPORT PCT 024	4	0
0168 MANHATTAN PCT 001	6	0
0169 MANHATTAN PCT 002	11	0
0170 MANHATTAN PCT 003	31	0



01 = BALLOTS CAST - REPUBLICAN

TOTAL PERCENT  
5,762 100.00

02 = BALLOTS CAST - FEDERAL REPUBLICAN

TOTAL PERCENT  
0

(CONTINUED FROM PREVIOUS PAGE)

	01	02
0171 MANHATTAN PCT 004	5	0
0172 MONEE PCT 001	2	0
0173 MONEE PCT 002	1	0
0174 MONEE PCT 003	10	0
0175 MONEE PCT 004	28	0
0176 MONEE PCT 005	0	0
0177 MONEE PCT 006	1	0
0178 MONEE PCT 007	2	0
0179 MONEE PCT 008	7	0
0180 NEW LENOX PCT 001	6	0
0181 NEW LENOX PCT 002	35	0
0182 NEW LENOX PCT 003	9	0
0183 NEW LENOX PCT 004	13	0
0184 NEW LENOX PCT 005	28	0
0185 NEW LENOX PCT 006	26	0
0186 NEW LENOX PCT 007	47	0
0187 NEW LENOX PCT 008	45	0
0188 NEW LENOX PCT 009	43	0
0189 NEW LENOX PCT 010	68	0
0190 NEW LENOX PCT 011	39	0
0191 NEW LENOX PCT 012	22	0
0192 NEW LENOX PCT 013	35	0
0193 NEW LENOX PCT 014	36	0
0194 NEW LENOX PCT 015	54	0
0195 NEW LENOX PCT 016	62	0
0196 NEW LENOX PCT 017	51	0
0197 NEW LENOX PCT 018	18	0
0198 NEW LENOX PCT 019	29	0
0199 NEW LENOX PCT 020	64	0
0200 PEOTONE PCT 001	16	0
0201 PEOTONE PCT 002	13	0
0202 PLAINFIELD PCT 001	18	0
0203 PLAINFIELD PCT 002	13	0
0204 PLAINFIELD PCT 003	28	0
0205 PLAINFIELD PCT 004	0	0
0206 PLAINFIELD PCT 005	4	0
0207 PLAINFIELD PCT 006	1	0
0208 PLAINFIELD PCT 007	0	0
0209 PLAINFIELD PCT 008	14	0
0210 PLAINFIELD PCT 009	17	0
0211 PLAINFIELD PCT 010	34	0
0212 PLAINFIELD PCT 011	0	0
0213 PLAINFIELD PCT 012	3	0
0214 PLAINFIELD PCT 013	30	0
0215 PLAINFIELD PCT 014	29	0
0216 PLAINFIELD PCT 015	31	0
0217 PLAINFIELD PCT 016	21	0
0218 PLAINFIELD PCT 017	4	0
0219 PLAINFIELD PCT 018	6	0
0220 PLAINFIELD PCT 019	5	0
0221 PLAINFIELD PCT 020	26	0
0222 PLAINFIELD PCT 021	14	0
0223 PLAINFIELD PCT 022	19	0
0224 PLAINFIELD PCT 023	9	0
0225 PLAINFIELD PCT 024	15	0
0226 PLAINFIELD PCT 025	9	0
0227 PLAINFIELD PCT 026	7	0

EARLY VOTING

WILL COUNTY, ILLINOIS  
GENERAL PRIMARY ELECTION  
MARCH 17, 2020  
STATISTICS

(EARLY VOTING)

REPORT-EL52

PAGE 0005

01 = BALLOTS CAST - REPUBLICAN

TOTAL PERCENT  
5,762 100.00

02 = BALLOTS CAST - FEDERAL REPUBLICAN

TOTAL PERCENT  
0

(CONTINUED FROM PREVIOUS PAGE)

	01	02
0228 PLAINFIELD PCT 027	4	0
0229 PLAINFIELD PCT 028	10	0
0230 PLAINFIELD PCT 029	14	0
0231 PLAINFIELD PCT 030	4	0
0232 PLAINFIELD PCT 031	10	0
0233 PLAINFIELD PCT 032	9	0
0234 PLAINFIELD PCT 033	13	0
0235 PLAINFIELD PCT 034	9	0
0236 PLAINFIELD PCT 035	1	0
0237 REED PCT 001	10	0
0238 REED PCT 002	25	0
0239 REED PCT 003	9	0
0240 TROY PCT 001	18	0
0241 TROY PCT 002	5	0
0242 TROY PCT 003	16	0
0243 TROY PCT 004	20	0
0244 TROY PCT 005	13	0
0245 TROY PCT 006	12	0
0246 TROY PCT 007	27	0
0247 TROY PCT 008	22	0
0248 TROY PCT 009	24	0
0249 TROY PCT 010	18	0
0250 TROY PCT 011	41	0
0251 TROY PCT 012	16	0
0252 TROY PCT 013	59	0
0253 TROY PCT 014	19	0
0254 TROY PCT 015	22	0
0255 TROY PCT 016	26	0
0256 TROY PCT 017	43	0
0257 TROY PCT 018	15	0
0258 TROY PCT 019	10	0
0259 TROY PCT 020	20	0
0260 TROY PCT 021	21	0
0261 TROY PCT 022	8	0
0262 WASHINGTON PCT 001	13	0
0263 WASHINGTON PCT 002	13	0
0264 WASHINGTON PCT 003	10	0
0265 WESLEY PCT 001	3	0
0266 WHEATLAND PCT 001	21	0
0267 WHEATLAND PCT 002	95	0
0268 WHEATLAND PCT 003	24	0
0269 WHEATLAND PCT 004	27	0
0270 WHEATLAND PCT 005	44	0
0271 WHEATLAND PCT 006	37	0
0272 WHEATLAND PCT 007	48	0
0273 WHEATLAND PCT 008	26	0
0274 WHEATLAND PCT 009	34	0
0275 WHEATLAND PCT 010	33	0
0276 WHEATLAND PCT 011	47	0
0277 WHEATLAND PCT 012	50	0
0278 WHEATLAND PCT 013	27	0
0279 WHEATLAND PCT 014	45	0
0280 WHEATLAND PCT 015	15	0
0281 WHEATLAND PCT 016	30	0
0282 WHEATLAND PCT 017	24	0
0283 WHEATLAND PCT 018	31	0
0284 WHEATLAND PCT 019	10	0

EARLY VOTING

WILL COUNTY, ILLINOIS  
 GENERAL PRIMARY ELECTION  
 MARCH 17, 2020  
 STATISTICS

(EARLY VOTING)

REPORT-EL52

PAGE 0006

01 = BALLOTS CAST - REPUBLICAN

TOTAL PERCENT  
 5,762 100.00

02 = BALLOTS CAST - FEDERAL REPUBLICAN

TOTAL PERCENT  
 0

(CONTINUED FROM PREVIOUS PAGE)

	01	02
0285 WHEATLAND PCT 020	30	. . 0
0286 WHEATLAND PCT 021	24	. . 0
0287 WHEATLAND PCT 022	14	. . 0
0288 WHEATLAND PCT 023	19	. . 0
0289 WHEATLAND PCT 024	18	. . 0
0290 WHEATLAND PCT 025	32	. . 0
0291 WHEATLAND PCT 026	58	. . 0
0292 WHEATLAND PCT 027	15	. . 0
0293 WHEATLAND PCT 028	23	. . 0
0294 WHEATLAND PCT 029	31	. . 0
0295 WHEATLAND PCT 030	32	. . 0
0296 WHEATLAND PCT 031	14	. . 0
0297 WHEATLAND PCT 032	39	. . 0
0298 WHEATLAND PCT 033	16	. . 0
0299 WHEATLAND PCT 034	38	. . 0
0300 WILL PCT 001	7	. . 0
0301 WILMINGTON PCT 001	5	. . 0
0302 WILMINGTON PCT 002	4	. . 0
0303 WILMINGTON PCT 003	5	. . 0
0304 WILTON PCT 001	1	. . 0

# REPUBLICAN PARTY



## ELECTION DAY (BY PRECINCT)

**LAUREN STALEY FERRY**

**WILL COUNTY CLERK**

[www.thewillcountyclerk.com](http://www.thewillcountyclerk.com)

## ELECTION DAY

WILL COUNTY, ILLINOIS  
GENERAL PRIMARY ELECTION  
MARCH 17, 2020  
STATISTICS

(ELECTION DAY)

REPORT-EL52

PAGE 0001

01 = BALLOTS CAST - REPUBLICAN

TOTAL PERCENT  
22,892 99.91

02 = BALLOTS CAST - FEDERAL REPUBLICAN

TOTAL PERCENT  
21 .09

01 02

0001 CHANNAHON PCT 001	84	. . 0
0002 CHANNAHON PCT 002	113	. . 0
0003 CHANNAHON PCT 003	98	. . 0
0004 CHANNAHON PCT 004	109	. . 0
0005 CHANNAHON PCT 005	100	. . 0
0006 CRETE PCT 001	29	. . 0
0007 CRETE PCT 002	41	. . 0
0008 CRETE PCT 003	46	. . 0
0009 CRETE PCT 004	32	. . 0
0010 CRETE PCT 005	29	. . 0
0011 CRETE PCT 006	60	. . 0
0012 CRETE PCT 007	35	. . 0
0013 CRETE PCT 008	71	. . 0
0014 CRETE PCT 009	73	. . 0
0015 CRETE PCT 010	54	. . 0
0016 CRETE PCT 011	85	. . 0
0017 CRETE PCT 012	65	. . 0
0018 CUSTER PCT 001	96	. . 0
0019 DU PAGE PCT 001	80	. . 0
0020 DU PAGE PCT 002	93	. . 0
0021 DU PAGE PCT 003	101	. . 0
0022 DU PAGE PCT 004	51	. . 0
0023 DU PAGE PCT 005	45	. . 0
0024 DU PAGE PCT 006	41	. . 0
0025 DU PAGE PCT 007	91	. . 0
0026 DU PAGE PCT 008	28	. . 0
0027 DU PAGE PCT 009	47	. . 0
0028 DU PAGE PCT 010	39	. . 0
0029 DU PAGE PCT 011	35	. . 0
0030 DU PAGE PCT 012	38	. . 0
0031 DU PAGE PCT 013	45	. . 0
0032 DU PAGE PCT 014	46	. . 0
0033 DU PAGE PCT 015	40	. . 0
0034 DU PAGE PCT 016	50	. . 0
0035 DU PAGE PCT 017	50	. . 0
0036 DU PAGE PCT 018	52	. . 0
0037 DU PAGE PCT 019	32	. . 0
0038 DU PAGE PCT 020	34	. . 0
0039 DU PAGE PCT 021	46	. . 0
0040 DU PAGE PCT 022	68	. . 0
0041 DU PAGE PCT 023	32	. . 0
0042 DU PAGE PCT 024	40	. . 0
0043 DU PAGE PCT 025	25	. . 0
0044 DU PAGE PCT 026	48	. . 0
0045 DU PAGE PCT 027	31	. . 0
0046 DU PAGE PCT 028	35	. . 0
0047 DU PAGE PCT 029	53	. . 0
0048 DU PAGE PCT 030	26	. . 0
0049 DU PAGE PCT 031	42	. . 0
0050 DU PAGE PCT 032	80	. . 0
0051 DU PAGE PCT 033	49	. . 0
0052 DU PAGE PCT 034	81	. . 0
0053 DU PAGE PCT 035	15	. . 0
0054 DU PAGE PCT 036	74	. . 0
0055 DU PAGE PCT 037	75	. . 0
0056 FLORENCE PCT 001	53	. . 0

## ELECTION DAY

WILL COUNTY, ILLINOIS  
GENERAL PRIMARY ELECTION  
MARCH 17, 2020  
STATISTICS

(ELECTION DAY)

REPORT-EL52

PAGE 0002

01 = BALLOTS CAST - REPUBLICAN

TOTAL PERCENT  
22,892 99.91

02 = BALLOTS CAST - FEDERAL REPUBLICAN

TOTAL PERCENT  
21 .09

(CONTINUED FROM PREVIOUS PAGE)

	01	02
0057 FRANKFORT PCT 001	120	. 0
0058 FRANKFORT PCT 002	77	. 0
0059 FRANKFORT PCT 003	71	. 0
0060 FRANKFORT PCT 004	46	. 0
0061 FRANKFORT PCT 005	124	. 0
0062 FRANKFORT PCT 006	67	. 0
0063 FRANKFORT PCT 007	71	. 0
0064 FRANKFORT PCT 008	39	. 1
0065 FRANKFORT PCT 009	46	. 0
0066 FRANKFORT PCT 010	49	. 0
0067 FRANKFORT PCT 011	69	. 0
0068 FRANKFORT PCT 012	81	. 0
0069 FRANKFORT PCT 013	87	. 0
0070 FRANKFORT PCT 014	83	. 3
0071 FRANKFORT PCT 015	55	. 0
0072 FRANKFORT PCT 016	61	. 0
0073 FRANKFORT PCT 017	104	. 0
0074 FRANKFORT PCT 018	79	. 0
0075 FRANKFORT PCT 019	78	. 0
0076 FRANKFORT PCT 020	76	. 0
0077 FRANKFORT PCT 021	56	. 0
0078 FRANKFORT PCT 022	49	. 0
0079 FRANKFORT PCT 023	57	. 0
0080 FRANKFORT PCT 024	70	. 0
0081 FRANKFORT PCT 025	72	. 0
0082 FRANKFORT PCT 026	54	. 0
0083 FRANKFORT PCT 027	62	. 0
0084 FRANKFORT PCT 028	78	. 0
0085 GREEN GARDEN PCT 001	227	. 0
0086 GREEN GARDEN PCT 002	237	. 0
0087 HOMER PCT 001	102	. 0
0088 HOMER PCT 002	126	. 0
0089 HOMER PCT 003	67	. 0
0090 HOMER PCT 004	108	. 0
0091 HOMER PCT 005	88	. 0
0092 HOMER PCT 006	83	. 0
0093 HOMER PCT 007	90	. 0
0094 HOMER PCT 008	83	. 0
0095 HOMER PCT 009	71	. 0
0096 HOMER PCT 010	77	. 0
0097 HOMER PCT 011	90	. 0
0098 HOMER PCT 012	87	. 0
0099 HOMER PCT 013	107	. 0
0100 HOMER PCT 014	141	. 0
0101 HOMER PCT 015	84	. 0
0102 HOMER PCT 016	79	. 0
0103 HOMER PCT 017	86	. 0
0104 HOMER PCT 018	104	. 0
0105 JACKSON PCT 001	106	. 0
0106 JACKSON PCT 002	113	. 0
0107 JOLIET PCT 001	42	. 0
0108 JOLIET PCT 002	51	. 0
0109 JOLIET PCT 003	36	. 0
0110 JOLIET PCT 004	66	. 0
0111 JOLIET PCT 005	4	. 0
0112 JOLIET PCT 006	8	. 0
0113 JOLIET PCT 007	14	. 0

ELECTION DAY

WILL COUNTY, ILLINOIS  
GENERAL PRIMARY ELECTION  
MARCH 17, 2020  
STATISTICS

(ELECTION DAY)

REPORT-EL52

PAGE 0003

01 = BALLOTS CAST - REPUBLICAN

TOTAL PERCENT  
22,892 99.91

02 = BALLOTS CAST - FEDERAL REPUBLICAN

TOTAL PERCENT  
21 .09

(CONTINUED FROM PREVIOUS PAGE)

01 02

0114 JOLIET PCT 008	56	.	0
0115 JOLIET PCT 009	29	.	0
0116 JOLIET PCT 010	59	.	0
0117 JOLIET PCT 011	53	.	0
0118 JOLIET PCT 012	18	.	0
0119 JOLIET PCT 013	5	.	0
0120 JOLIET PCT 014	8	.	0
0121 JOLIET PCT 015	34	.	0
0122 JOLIET PCT 016	35	.	0
0123 JOLIET PCT 017	64	.	0
0124 JOLIET PCT 018	102	.	0
0125 JOLIET PCT 019	52	.	0
0126 JOLIET PCT 020	49	.	0
0127 JOLIET PCT 021	71	.	0
0128 JOLIET PCT 022	40	.	0
0129 JOLIET PCT 023	27	.	0
0130 JOLIET PCT 024	34	.	0
0131 JOLIET PCT 025	49	.	0
0132 JOLIET PCT 026	41	.	0
0133 JOLIET PCT 027	15	.	0
0134 JOLIET PCT 028	7	.	0
0135 JOLIET PCT 029	23	.	0
0136 JOLIET PCT 030	66	.	0
0137 JOLIET PCT 031	36	.	0
0138 JOLIET PCT 032	3	.	0
0139 JOLIET PCT 033	75	.	0
0140 JOLIET PCT 034	0	.	7
0141 JOLIET PCT 035	39	.	0
0142 JOLIET PCT 036	9	.	0
0143 JOLIET PCT 037	42	.	0
0144 LOCKPORT PCT 001	163	.	0
0145 LOCKPORT PCT 002	64	.	0
0146 LOCKPORT PCT 003	56	.	0
0147 LOCKPORT PCT 004	58	.	0
0148 LOCKPORT PCT 005	136	.	0
0149 LOCKPORT PCT 006	54	.	0
0150 LOCKPORT PCT 007	46	.	0
0151 LOCKPORT PCT 008	24	.	0
0152 LOCKPORT PCT 009	103	.	0
0153 LOCKPORT PCT 010	84	.	0
0154 LOCKPORT PCT 011	104	.	0
0155 LOCKPORT PCT 012	82	.	0
0156 LOCKPORT PCT 013	180	.	0
0157 LOCKPORT PCT 014	115	.	0
0158 LOCKPORT PCT 015	53	.	0
0159 LOCKPORT PCT 016	95	.	0
0160 LOCKPORT PCT 017	115	.	1
0161 LOCKPORT PCT 018	68	.	0
0162 LOCKPORT PCT 019	83	.	0
0163 LOCKPORT PCT 020	88	.	0
0164 LOCKPORT PCT 021	51	.	0
0165 LOCKPORT PCT 022	66	.	0
0166 LOCKPORT PCT 023	71	.	0
0167 LOCKPORT PCT 024	8	.	0
0168 MANHATTAN PCT 001	83	.	0
0169 MANHATTAN PCT 002	103	.	0
0170 MANHATTAN PCT 003	131	.	0

ELECTION DAY

WILL COUNTY, ILLINOIS  
GENERAL PRIMARY ELECTION  
MARCH 17, 2020  
STATISTICS

(ELECTION DAY)

REPORT-EL52

PAGE 0004

01 = BALLOTS CAST - REPUBLICAN

TOTAL PERCENT  
22,892 99.91

02 = BALLOTS CAST - FEDERAL REPUBLICAN

TOTAL PERCENT  
21 .09

(CONTINUED FROM PREVIOUS PAGE)

	01	02
0171 MANHATTAN PCT 004	81	.0
0172 MONEE PCT 001	27	.0
0173 MONEE PCT 002	5	.0
0174 MONEE PCT 003	51	.0
0175 MONEE PCT 004	67	.0
0176 MONEE PCT 005	3	.0
0177 MONEE PCT 006	6	.0
0178 MONEE PCT 007	14	.0
0179 MONEE PCT 008	69	.0
0180 NEW LENOX PCT 001	64	.0
0181 NEW LENOX PCT 002	92	.0
0182 NEW LENOX PCT 003	90	.0
0183 NEW LENOX PCT 004	115	.6
0184 NEW LENOX PCT 005	117	.0
0185 NEW LENOX PCT 006	104	.0
0186 NEW LENOX PCT 007	102	.0
0187 NEW LENOX PCT 008	90	.0
0188 NEW LENOX PCT 009	127	.0
0189 NEW LENOX PCT 010	77	.0
0190 NEW LENOX PCT 011	129	.0
0191 NEW LENOX PCT 012	111	.0
0192 NEW LENOX PCT 013	80	.0
0193 NEW LENOX PCT 014	124	.0
0194 NEW LENOX PCT 015	83	.0
0195 NEW LENOX PCT 016	109	.0
0196 NEW LENOX PCT 017	101	.0
0197 NEW LENOX PCT 018	73	.0
0198 NEW LENOX PCT 019	86	.0
0199 NEW LENOX PCT 020	151	.0
0200 PEOTONE PCT 001	287	.0
0201 PEOTONE PCT 002	280	.0
0202 PLAINFIELD PCT 001	86	.0
0203 PLAINFIELD PCT 002	72	.0
0204 PLAINFIELD PCT 003	89	.0
0205 PLAINFIELD PCT 004	21	.0
0206 PLAINFIELD PCT 005	74	.0
0207 PLAINFIELD PCT 006	50	.0
0208 PLAINFIELD PCT 007	35	.0
0209 PLAINFIELD PCT 008	73	.0
0210 PLAINFIELD PCT 009	109	.0
0211 PLAINFIELD PCT 010	67	.0
0212 PLAINFIELD PCT 011	8	.0
0213 PLAINFIELD PCT 012	61	.0
0214 PLAINFIELD PCT 013	128	.0
0215 PLAINFIELD PCT 014	83	.0
0216 PLAINFIELD PCT 015	87	.0
0217 PLAINFIELD PCT 016	93	.0
0218 PLAINFIELD PCT 017	67	.0
0219 PLAINFIELD PCT 018	52	.0
0220 PLAINFIELD PCT 019	73	.0
0221 PLAINFIELD PCT 020	89	.0
0222 PLAINFIELD PCT 021	72	.0
0223 PLAINFIELD PCT 022	112	.0
0224 PLAINFIELD PCT 023	77	.0
0225 PLAINFIELD PCT 024	72	.0
0226 PLAINFIELD PCT 025	63	.0
0227 PLAINFIELD PCT 026	37	.0



ELECTION DAY

WILL COUNTY, ILLINOIS  
GENERAL PRIMARY ELECTION  
MARCH 17, 2020  
STATISTICS

(ELECTION DAY)

REPORT-EL52

PAGE 0005

01 = BALLOTS CAST - REPUBLICAN

TOTAL PERCENT  
22,892 99.91

02 = BALLOTS CAST - FEDERAL REPUBLICAN

TOTAL PERCENT  
21 .09

(CONTINUED FROM PREVIOUS PAGE)

	01	02
0228 PLAINFIELD PCT 027	52	. 0
0229 PLAINFIELD PCT 028	75	. 0
0230 PLAINFIELD PCT 029	73	. 0
0231 PLAINFIELD PCT 030	100	. 0
0232 PLAINFIELD PCT 031	50	. 0
0233 PLAINFIELD PCT 032	48	. 0
0234 PLAINFIELD PCT 033	101	. 0
0235 PLAINFIELD PCT 034	54	. 0
0236 PLAINFIELD PCT 035	72	. 0
0237 REED PCT 001	111	. 0
0238 REED PCT 002	113	. 0
0239 REED PCT 003	136	. 0
0240 TROY PCT 001	87	. 0
0241 TROY PCT 002	50	. 0
0242 TROY PCT 003	83	. 0
0243 TROY PCT 004	78	. 0
0244 TROY PCT 005	60	. 0
0245 TROY PCT 006	36	. 0
0246 TROY PCT 007	82	. 0
0247 TROY PCT 008	93	. 0
0248 TROY PCT 009	70	. 0
0249 TROY PCT 010	87	. 0
0250 TROY PCT 011	113	. 0
0251 TROY PCT 012	70	. 0
0252 TROY PCT 013	116	. 0
0253 TROY PCT 014	79	. 0
0254 TROY PCT 015	103	. 0
0255 TROY PCT 016	43	. 0
0256 TROY PCT 017	112	. 0
0257 TROY PCT 018	58	. 0
0258 TROY PCT 019	40	. 0
0259 TROY PCT 020	139	. 0
0260 TROY PCT 021	100	. 0
0261 TROY PCT 022	74	. 0
0262 WASHINGTON PCT 001	110	. 0
0263 WASHINGTON PCT 002	120	. 0
0264 WASHINGTON PCT 003	123	. 0
0265 WESLEY PCT 001	138	. 0
0266 WHEATLAND PCT 001	99	. 0
0267 WHEATLAND PCT 002	102	. 0
0268 WHEATLAND PCT 003	99	. 0
0269 WHEATLAND PCT 004	70	. 0
0270 WHEATLAND PCT 005	133	. 0
0271 WHEATLAND PCT 006	106	. 0
0272 WHEATLAND PCT 007	92	. 0
0273 WHEATLAND PCT 008	99	. 0
0274 WHEATLAND PCT 009	123	. 0
0275 WHEATLAND PCT 010	76	. 0
0276 WHEATLAND PCT 011	80	. 0
0277 WHEATLAND PCT 012	73	. 0
0278 WHEATLAND PCT 013	76	. 0
0279 WHEATLAND PCT 014	114	. 0
0280 WHEATLAND PCT 015	74	. 0
0281 WHEATLAND PCT 016	94	. 0
0282 WHEATLAND PCT 017	96	. 0
0283 WHEATLAND PCT 018	103	. 0
0284 WHEATLAND PCT 019	37	. 0

ELECTION DAY

WILL COUNTY, ILLINOIS  
 GENERAL PRIMARY ELECTION  
 MARCH 17, 2020  
 STATISTICS

(ELECTION DAY)

REPORT-EL52

PAGE 0006

01 = BALLOTS CAST - REPUBLICAN

TOTAL PERCENT  
 22,892 99.91

02 = BALLOTS CAST - FEDERAL REPUBLICAN

TOTAL PERCENT  
 21 .09

(CONTINUED FROM PREVIOUS PAGE)

01 02

0285 WHEATLAND PCT 020	121	.	.	0
0286 WHEATLAND PCT 021	82	.	.	0
0287 WHEATLAND PCT 022	49	.	.	0
0288 WHEATLAND PCT 023	68	.	.	0
0289 WHEATLAND PCT 024	77	.	.	3
0290 WHEATLAND PCT 025	76	.	.	0
0291 WHEATLAND PCT 026	118	.	.	0
0292 WHEATLAND PCT 027	62	.	.	0
0293 WHEATLAND PCT 028	119	.	.	0
0294 WHEATLAND PCT 029	110	.	.	0
0295 WHEATLAND PCT 030	106	.	.	0
0296 WHEATLAND PCT 031	55	.	.	0
0297 WHEATLAND PCT 032	82	.	.	0
0298 WHEATLAND PCT 033	58	.	.	0
0299 WHEATLAND PCT 034	127	.	.	0
0300 WILL PCT 001	214	.	.	0
0301 WILMINGTON PCT 001	113	.	.	0
0302 WILMINGTON PCT 002	89	.	.	0
0303 WILMINGTON PCT 003	133	.	.	0
0304 WILTON PCT 001	159	.	.	0

# REPUBLICAN PARTY



## PROVISIONAL VOTING (BY PRECINCT)

**LAUREN STALEY FERRY**

WILL COUNTY CLERK

[www.thewillcountyclerk.com](http://www.thewillcountyclerk.com)

PROVISIONAL

WILL COUNTY, ILLINOIS  
GENERAL PRIMARY ELECTION  
MARCH 17, 2020  
STATISTICS

(PROVISIONAL)

REPORT-EL52

PAGE 0001

01 = BALLOTS CAST - REPUBLICAN

TOTAL PERCENT  
20 100.00

02 = BALLOTS CAST - FEDERAL REPUBLICAN

TOTAL PERCENT  
0

01 02

0001 CHANNAHON PCT 001	0	.	.	0
0002 CHANNAHON PCT 002	0	.	.	0
0003 CHANNAHON PCT 003	0	.	.	0
0004 CHANNAHON PCT 004	0	.	.	0
0005 CHANNAHON PCT 005	0	.	.	0
0006 CRETE PCT 001	0	.	.	0
0007 CRETE PCT 002	0	.	.	0
0008 CRETE PCT 003	0	.	.	0
0009 CRETE PCT 004	0	.	.	0
0010 CRETE PCT 005	0	.	.	0
0011 CRETE PCT 006	0	.	.	0
0012 CRETE PCT 007	0	.	.	0
0013 CRETE PCT 008	0	.	.	0
0014 CRETE PCT 009	0	.	.	0
0015 CRETE PCT 010	0	.	.	0
0016 CRETE PCT 011	0	.	.	0
0017 CRETE PCT 012	0	.	.	0
0018 CUSTER PCT 001	0	.	.	0
0019 DU PAGE PCT 001	0	.	.	0
0020 DU PAGE PCT 002	0	.	.	0
0021 DU PAGE PCT 003	0	.	.	0
0022 DU PAGE PCT 004	0	.	.	0
0023 DU PAGE PCT 005	1	.	.	0
0024 DU PAGE PCT 006	0	.	.	0
0025 DU PAGE PCT 007	0	.	.	0
0026 DU PAGE PCT 008	0	.	.	0
0027 DU PAGE PCT 009	0	.	.	0
0028 DU PAGE PCT 010	0	.	.	0
0029 DU PAGE PCT 011	0	.	.	0
0030 DU PAGE PCT 012	0	.	.	0
0031 DU PAGE PCT 013	0	.	.	0
0032 DU PAGE PCT 014	0	.	.	0
0033 DU PAGE PCT 015	0	.	.	0
0034 DU PAGE PCT 016	0	.	.	0
0035 DU PAGE PCT 017	0	.	.	0
0036 DU PAGE PCT 018	0	.	.	0
0037 DU PAGE PCT 019	0	.	.	0
0038 DU PAGE PCT 020	0	.	.	0
0039 DU PAGE PCT 021	0	.	.	0
0040 DU PAGE PCT 022	0	.	.	0
0041 DU PAGE PCT 023	0	.	.	0
0042 DU PAGE PCT 024	0	.	.	0
0043 DU PAGE PCT 025	0	.	.	0
0044 DU PAGE PCT 026	0	.	.	0
0045 DU PAGE PCT 027	0	.	.	0
0046 DU PAGE PCT 028	0	.	.	0
0047 DU PAGE PCT 029	0	.	.	0
0048 DU PAGE PCT 030	0	.	.	0
0049 DU PAGE PCT 031	0	.	.	0
0050 DU PAGE PCT 032	0	.	.	0
0051 DU PAGE PCT 033	0	.	.	0
0052 DU PAGE PCT 034	0	.	.	0
0053 DU PAGE PCT 035	0	.	.	0
0054 DU PAGE PCT 036	1	.	.	0
0055 DU PAGE PCT 037	0	.	.	0
0056 FLORENCE PCT 001	0	.	.	0

PROVISIONAL

WILL COUNTY, ILLINOIS  
GENERAL PRIMARY ELECTION  
MARCH 17, 2020  
STATISTICS

(PROVISIONAL)

REPORT-EL52

PAGE 0002

01 = BALLOTS CAST - REPUBLICAN

TOTAL PERCENT  
20 100.00

02 = BALLOTS CAST - FEDERAL REPUBLICAN

TOTAL PERCENT  
0

(CONTINUED FROM PREVIOUS PAGE)

01 02

0057 FRANKFORT PCT 001	0	.	.	0
0058 FRANKFORT PCT 002	0	.	.	0
0059 FRANKFORT PCT 003	0	.	.	0
0060 FRANKFORT PCT 004	0	.	.	0
0061 FRANKFORT PCT 005	1	.	.	0
0062 FRANKFORT PCT 006	0	.	.	0
0063 FRANKFORT PCT 007	0	.	.	0
0064 FRANKFORT PCT 008	1	.	.	0
0065 FRANKFORT PCT 009	0	.	.	0
0066 FRANKFORT PCT 010	0	.	.	0
0067 FRANKFORT PCT 011	0	.	.	0
0068 FRANKFORT PCT 012	0	.	.	0
0069 FRANKFORT PCT 013	0	.	.	0
0070 FRANKFORT PCT 014	0	.	.	0
0071 FRANKFORT PCT 015	1	.	.	0
0072 FRANKFORT PCT 016	0	.	.	0
0073 FRANKFORT PCT 017	1	.	.	0
0074 FRANKFORT PCT 018	0	.	.	0
0075 FRANKFORT PCT 019	0	.	.	0
0076 FRANKFORT PCT 020	0	.	.	0
0077 FRANKFORT PCT 021	0	.	.	0
0078 FRANKFORT PCT 022	0	.	.	0
0079 FRANKFORT PCT 023	0	.	.	0
0080 FRANKFORT PCT 024	0	.	.	0
0081 FRANKFORT PCT 025	0	.	.	0
0082 FRANKFORT PCT 026	0	.	.	0
0083 FRANKFORT PCT 027	0	.	.	0
0084 FRANKFORT PCT 028	0	.	.	0
0085 GREEN GARDEN PCT 001	0	.	.	0
0086 GREEN GARDEN PCT 002	0	.	.	0
0087 HOMER PCT 001	0	.	.	0
0088 HOMER PCT 002	0	.	.	0
0089 HOMER PCT 003	0	.	.	0
0090 HOMER PCT 004	1	.	.	0
0091 HOMER PCT 005	0	.	.	0
0092 HOMER PCT 006	0	.	.	0
0093 HOMER PCT 007	0	.	.	0
0094 HOMER PCT 008	0	.	.	0
0095 HOMER PCT 009	0	.	.	0
0096 HOMER PCT 010	0	.	.	0
0097 HOMER PCT 011	0	.	.	0
0098 HOMER PCT 012	0	.	.	0
0099 HOMER PCT 013	0	.	.	0
0100 HOMER PCT 014	0	.	.	0
0101 HOMER PCT 015	0	.	.	0
0102 HOMER PCT 016	0	.	.	0
0103 HOMER PCT 017	0	.	.	0
0104 HOMER PCT 018	0	.	.	0
0105 JACKSON PCT 001	0	.	.	0
0106 JACKSON PCT 002	0	.	.	0
0107 JOLIET PCT 001	0	.	.	0
0108 JOLIET PCT 002	0	.	.	0
0109 JOLIET PCT 003	0	.	.	0
0110 JOLIET PCT 004	0	.	.	0
0111 JOLIET PCT 005	0	.	.	0
0112 JOLIET PCT 006	0	.	.	0
0113 JOLIET PCT 007	0	.	.	0

PROVISIONAL

WILL COUNTY, ILLINOIS  
 GENERAL PRIMARY ELECTION  
 MARCH 17, 2020  
 STATISTICS

(PROVISIONAL)

REPORT-EL52

PAGE 0003

01 = BALLOTS CAST - REPUBLICAN

TOTAL PERCENT  
 20 100.00

02 = BALLOTS CAST - FEDERAL REPUBLICAN

TOTAL PERCENT  
 0

(CONTINUED FROM PREVIOUS PAGE)

	01	02
0114 JOLIET PCT 008	0	0
0115 JOLIET PCT 009	0	0
0116 JOLIET PCT 010	0	0
0117 JOLIET PCT 011	0	0
0118 JOLIET PCT 012	0	0
0119 JOLIET PCT 013	0	0
0120 JOLIET PCT 014	0	0
0121 JOLIET PCT 015	0	0
0122 JOLIET PCT 016	0	0
0123 JOLIET PCT 017	0	0
0124 JOLIET PCT 018	0	0
0125 JOLIET PCT 019	0	0
0126 JOLIET PCT 020	0	0
0127 JOLIET PCT 021	0	0
0128 JOLIET PCT 022	1	0
0129 JOLIET PCT 023	0	0
0130 JOLIET PCT 024	0	0
0131 JOLIET PCT 025	0	0
0132 JOLIET PCT 026	0	0
0133 JOLIET PCT 027	0	0
0134 JOLIET PCT 028	0	0
0135 JOLIET PCT 029	0	0
0136 JOLIET PCT 030	1	0
0137 JOLIET PCT 031	0	0
0138 JOLIET PCT 032	0	0
0139 JOLIET PCT 033	0	0
0140 JOLIET PCT 034	0	0
0141 JOLIET PCT 035	0	0
0142 JOLIET PCT 036	0	0
0143 JOLIET PCT 037	0	0
0144 LOCKPORT PCT 001	0	0
0145 LOCKPORT PCT 002	0	0
0146 LOCKPORT PCT 003	0	0
0147 LOCKPORT PCT 004	0	0
0148 LOCKPORT PCT 005	0	0
0149 LOCKPORT PCT 006	0	0
0150 LOCKPORT PCT 007	0	0
0151 LOCKPORT PCT 008	0	0
0152 LOCKPORT PCT 009	0	0
0153 LOCKPORT PCT 010	1	0
0154 LOCKPORT PCT 011	0	0
0155 LOCKPORT PCT 012	0	0
0156 LOCKPORT PCT 013	0	0
0157 LOCKPORT PCT 014	0	0
0158 LOCKPORT PCT 015	0	0
0159 LOCKPORT PCT 016	0	0
0160 LOCKPORT PCT 017	0	0
0161 LOCKPORT PCT 018	0	0
0162 LOCKPORT PCT 019	0	0
0163 LOCKPORT PCT 020	0	0
0164 LOCKPORT PCT 021	0	0
0165 LOCKPORT PCT 022	0	0
0166 LOCKPORT PCT 023	0	0
0167 LOCKPORT PCT 024	0	0
0168 MANHATTAN PCT 001	0	0
0169 MANHATTAN PCT 002	1	0
0170 MANHATTAN PCT 003	0	0

PROVISIONAL

WILL COUNTY, ILLINOIS  
 GENERAL PRIMARY ELECTION  
 MARCH 17, 2020  
 STATISTICS

(PROVISIONAL)

REPORT-EL52

PAGE 0004

01 = BALLOTS CAST - REPUBLICAN

TOTAL PERCENT  
 20 100.00

02 = BALLOTS CAST - FEDERAL REPUBLICAN

TOTAL PERCENT  
 0

(CONTINUED FROM PREVIOUS PAGE)

	01	02
0171 MANHATTAN PCT 004	0	0
0172 MONEE PCT 001	0	0
0173 MONEE PCT 002	0	0
0174 MONEE PCT 003	0	0
0175 MONEE PCT 004	0	0
0176 MONEE PCT 005	0	0
0177 MONEE PCT 006	0	0
0178 MONEE PCT 007	0	0
0179 MONEE PCT 008	0	0
0180 NEW LENOX PCT 001	0	0
0181 NEW LENOX PCT 002	0	0
0182 NEW LENOX PCT 003	0	0
0183 NEW LENOX PCT 004	0	0
0184 NEW LENOX PCT 005	0	0
0185 NEW LENOX PCT 006	0	0
0186 NEW LENOX PCT 007	0	0
0187 NEW LENOX PCT 008	0	0
0188 NEW LENOX PCT 009	0	0
0189 NEW LENOX PCT 010	0	0
0190 NEW LENOX PCT 011	1	0
0191 NEW LENOX PCT 012	0	0
0192 NEW LENOX PCT 013	0	0
0193 NEW LENOX PCT 014	0	0
0194 NEW LENOX PCT 015	0	0
0195 NEW LENOX PCT 016	0	0
0196 NEW LENOX PCT 017	0	0
0197 NEW LENOX PCT 018	0	0
0198 NEW LENOX PCT 019	0	0
0199 NEW LENOX PCT 020	0	0
0200 PEOTONE PCT 001	0	0
0201 PEOTONE PCT 002	0	0
0202 PLAINFIELD PCT 001	0	0
0203 PLAINFIELD PCT 002	0	0
0204 PLAINFIELD PCT 003	0	0
0205 PLAINFIELD PCT 004	0	0
0206 PLAINFIELD PCT 005	0	0
0207 PLAINFIELD PCT 006	0	0
0208 PLAINFIELD PCT 007	0	0
0209 PLAINFIELD PCT 008	0	0
0210 PLAINFIELD PCT 009	0	0
0211 PLAINFIELD PCT 010	1	0
0212 PLAINFIELD PCT 011	0	0
0213 PLAINFIELD PCT 012	0	0
0214 PLAINFIELD PCT 013	0	0
0215 PLAINFIELD PCT 014	0	0
0216 PLAINFIELD PCT 015	0	0
0217 PLAINFIELD PCT 016	0	0
0218 PLAINFIELD PCT 017	0	0
0219 PLAINFIELD PCT 018	1	0
0220 PLAINFIELD PCT 019	0	0
0221 PLAINFIELD PCT 020	0	0
0222 PLAINFIELD PCT 021	0	0
0223 PLAINFIELD PCT 022	2	0
0224 PLAINFIELD PCT 023	0	0
0225 PLAINFIELD PCT 024	0	0
0226 PLAINFIELD PCT 025	0	0
0227 PLAINFIELD PCT 026	0	0

PROVISIONAL

WILL COUNTY, ILLINOIS  
 GENERAL PRIMARY ELECTION  
 MARCH 17, 2020  
 STATISTICS

(PROVISIONAL)

REPORT-EL52

PAGE 0005

01 = BALLOTS CAST - REPUBLICAN

TOTAL PERCENT  
 20 100.00

02 = BALLOTS CAST - FEDERAL REPUBLICAN

TOTAL PERCENT  
 0

(CONTINUED FROM PREVIOUS PAGE)

	01	02
0228 PLAINFIELD PCT 027	0	0
0229 PLAINFIELD PCT 028	0	0
0230 PLAINFIELD PCT 029	0	0
0231 PLAINFIELD PCT 030	0	0
0232 PLAINFIELD PCT 031	0	0
0233 PLAINFIELD PCT 032	0	0
0234 PLAINFIELD PCT 033	0	0
0235 PLAINFIELD PCT 034	0	0
0236 PLAINFIELD PCT 035	0	0
0237 REED PCT 001	0	0
0238 REED PCT 002	0	0
0239 REED PCT 003	0	0
0240 TROY PCT 001	0	0
0241 TROY PCT 002	0	0
0242 TROY PCT 003	0	0
0243 TROY PCT 004	0	0
0244 TROY PCT 005	0	0
0245 TROY PCT 006	1	0
0246 TROY PCT 007	0	0
0247 TROY PCT 008	0	0
0248 TROY PCT 009	0	0
0249 TROY PCT 010	0	0
0250 TROY PCT 011	0	0
0251 TROY PCT 012	0	0
0252 TROY PCT 013	0	0
0253 TROY PCT 014	0	0
0254 TROY PCT 015	0	0
0255 TROY PCT 016	0	0
0256 TROY PCT 017	0	0
0257 TROY PCT 018	0	0
0258 TROY PCT 019	0	0
0259 TROY PCT 020	1	0
0260 TROY PCT 021	0	0
0261 TROY PCT 022	0	0
0262 WASHINGTON PCT 001	0	0
0263 WASHINGTON PCT 002	0	0
0264 WASHINGTON PCT 003	0	0
0265 WESLEY PCT 001	0	0
0266 WHEATLAND PCT 001	0	0
0267 WHEATLAND PCT 002	0	0
0268 WHEATLAND PCT 003	0	0
0269 WHEATLAND PCT 004	0	0
0270 WHEATLAND PCT 005	0	0
0271 WHEATLAND PCT 006	0	0
0272 WHEATLAND PCT 007	0	0
0273 WHEATLAND PCT 008	0	0
0274 WHEATLAND PCT 009	0	0
0275 WHEATLAND PCT 010	0	0
0276 WHEATLAND PCT 011	0	0
0277 WHEATLAND PCT 012	0	0
0278 WHEATLAND PCT 013	0	0
0279 WHEATLAND PCT 014	0	0
0280 WHEATLAND PCT 015	0	0
0281 WHEATLAND PCT 016	0	0
0282 WHEATLAND PCT 017	0	0
0283 WHEATLAND PCT 018	0	0
0284 WHEATLAND PCT 019	0	0



PROVISIONAL

WILL COUNTY, ILLINOIS  
GENERAL PRIMARY ELECTION  
MARCH 17, 2020  
STATISTICS

(PROVISIONAL)

REPORT-EL52

PAGE 0006

01 = BALLOTS CAST - REPUBLICAN

TOTAL PERCENT  
20 100.00

02 = BALLOTS CAST - FEDERAL REPUBLICAN

TOTAL PERCENT  
0

(CONTINUED FROM PREVIOUS PAGE)

01 02

0285 WHEATLAND PCT 020	0	.	.	0
0286 WHEATLAND PCT 021	0	.	.	0
0287 WHEATLAND PCT 022	0	.	.	0
0288 WHEATLAND PCT 023	0	.	.	0
0289 WHEATLAND PCT 024	1	.	.	0
0290 WHEATLAND PCT 025	0	.	.	0
0291 WHEATLAND PCT 026	0	.	.	0
0292 WHEATLAND PCT 027	0	.	.	0
0293 WHEATLAND PCT 028	0	.	.	0
0294 WHEATLAND PCT 029	0	.	.	0
0295 WHEATLAND PCT 030	0	.	.	0
0296 WHEATLAND PCT 031	0	.	.	0
0297 WHEATLAND PCT 032	0	.	.	0
0298 WHEATLAND PCT 033	1	.	.	0
0299 WHEATLAND PCT 034	0	.	.	0
0300 WILL PCT 001	0	.	.	0
0301 WILMINGTON PCT 001	0	.	.	0
0302 WILMINGTON PCT 002	0	.	.	0
0303 WILMINGTON PCT 003	0	.	.	0
0304 WILTON PCT 001	0	.	.	0

---

# REPUBLICAN PARTY



**POSTMARK  
VOTE BY MAIL  
(BY PRECINCT)**

**LAUREN STALEY FERRY**

**WILL COUNTY CLERK**

[www.thewillcountyclerk.com](http://www.thewillcountyclerk.com)

## POSTMARK VOTE BY MAIL

WILL COUNTY, ILLINOIS  
GENERAL PRIMARY ELECTION  
MARCH 17, 2020  
STATISTICS

(POSTMARK VBM)

REPORT-EL52

PAGE 0001

01 = BALLOTS CAST - REPUBLICAN

TOTAL PERCENT  
1,060 99.91

02 = BALLOTS CAST - FEDERAL REPUBLICAN

TOTAL PERCENT  
1 .09

01 02

0001 CHANNAHON PCT 001	0	.0
0002 CHANNAHON PCT 002	4	.0
0003 CHANNAHON PCT 003	2	.0
0004 CHANNAHON PCT 004	2	.0
0005 CHANNAHON PCT 005	1	.0
0006 CRETE PCT 001	3	.0
0007 CRETE PCT 002	1	.0
0008 CRETE PCT 003	4	.0
0009 CRETE PCT 004	3	.0
0010 CRETE PCT 005	2	.0
0011 CRETE PCT 006	0	.0
0012 CRETE PCT 007	1	.0
0013 CRETE PCT 008	0	.0
0014 CRETE PCT 009	5	.0
0015 CRETE PCT 010	3	.0
0016 CRETE PCT 011	6	.0
0017 CRETE PCT 012	6	.0
0018 CUSTER PCT 001	0	.0
0019 DU PAGE PCT 001	2	.0
0020 DU PAGE PCT 002	6	.0
0021 DU PAGE PCT 003	5	.0
0022 DU PAGE PCT 004	7	.0
0023 DU PAGE PCT 005	2	.0
0024 DU PAGE PCT 006	1	.0
0025 DU PAGE PCT 007	4	.0
0026 DU PAGE PCT 008	2	.0
0027 DU PAGE PCT 009	5	.0
0028 DU PAGE PCT 010	1	.0
0029 DU PAGE PCT 011	1	.0
0030 DU PAGE PCT 012	5	.0
0031 DU PAGE PCT 013	2	.0
0032 DU PAGE PCT 014	3	.0
0033 DU PAGE PCT 015	3	.0
0034 DU PAGE PCT 016	0	.0
0035 DU PAGE PCT 017	2	.0
0036 DU PAGE PCT 018	3	.0
0037 DU PAGE PCT 019	0	.0
0038 DU PAGE PCT 020	0	.0
0039 DU PAGE PCT 021	6	.0
0040 DU PAGE PCT 022	2	.0
0041 DU PAGE PCT 023	1	.0
0042 DU PAGE PCT 024	5	.0
0043 DU PAGE PCT 025	1	.0
0044 DU PAGE PCT 026	0	.0
0045 DU PAGE PCT 027	1	.0
0046 DU PAGE PCT 028	0	.0
0047 DU PAGE PCT 029	1	.0
0048 DU PAGE PCT 030	6	.0
0049 DU PAGE PCT 031	1	.0
0050 DU PAGE PCT 032	3	.0
0051 DU PAGE PCT 033	4	.0
0052 DU PAGE PCT 034	9	.0
0053 DU PAGE PCT 035	0	.0
0054 DU PAGE PCT 036	1	.0
0055 DU PAGE PCT 037	2	.0
0056 FLORENCE PCT 001	1	.0

01 = BALLOTS CAST - REPUBLICAN

TOTAL PERCENT  
1,060 99.91

02 = BALLOTS CAST - FEDERAL REPUBLICAN

TOTAL PERCENT  
1 .09

(CONTINUED FROM PREVIOUS PAGE)

	01	02
0057 FRANKFORT PCT 001	3	0
0058 FRANKFORT PCT 002	9	0
0059 FRANKFORT PCT 003	1	0
0060 FRANKFORT PCT 004	1	0
0061 FRANKFORT PCT 005	3	0
0062 FRANKFORT PCT 006	4	0
0063 FRANKFORT PCT 007	0	0
0064 FRANKFORT PCT 008	7	0
0065 FRANKFORT PCT 009	6	0
0066 FRANKFORT PCT 010	3	0
0067 FRANKFORT PCT 011	5	0
0068 FRANKFORT PCT 012	4	0
0069 FRANKFORT PCT 013	4	0
0070 FRANKFORT PCT 014	0	0
0071 FRANKFORT PCT 015	4	0
0072 FRANKFORT PCT 016	5	0
0073 FRANKFORT PCT 017	12	0
0074 FRANKFORT PCT 018	1	0
0075 FRANKFORT PCT 019	0	0
0076 FRANKFORT PCT 020	1	0
0077 FRANKFORT PCT 021	0	0
0078 FRANKFORT PCT 022	2	0
0079 FRANKFORT PCT 023	6	0
0080 FRANKFORT PCT 024	2	0
0081 FRANKFORT PCT 025	2	0
0082 FRANKFORT PCT 026	5	0
0083 FRANKFORT PCT 027	4	0
0084 FRANKFORT PCT 028	5	0
0085 GREEN GARDEN PCT 001	7	0
0086 GREEN GARDEN PCT 002	6	0
0087 HOMER PCT 001	2	0
0088 HOMER PCT 002	1	0
0089 HOMER PCT 003	2	0
0090 HOMER PCT 004	2	0
0091 HOMER PCT 005	6	0
0092 HOMER PCT 006	2	0
0093 HOMER PCT 007	6	0
0094 HOMER PCT 008	3	0
0095 HOMER PCT 009	6	0
0096 HOMER PCT 010	9	0
0097 HOMER PCT 011	1	0
0098 HOMER PCT 012	2	0
0099 HOMER PCT 013	7	0
0100 HOMER PCT 014	4	0
0101 HOMER PCT 015	5	0
0102 HOMER PCT 016	6	0
0103 HOMER PCT 017	10	0
0104 HOMER PCT 018	3	0
0105 JACKSON PCT 001	1	0
0106 JACKSON PCT 002	6	0
0107 JOLIET PCT 001	4	0
0108 JOLIET PCT 002	3	0
0109 JOLIET PCT 003	0	0
0110 JOLIET PCT 004	0	0
0111 JOLIET PCT 005	0	0
0112 JOLIET PCT 006	0	0
0113 JOLIET PCT 007	2	0

01 = BALLOTS CAST - REPUBLICAN

TOTAL PERCENT  
1,060 99.91

02 = BALLOTS CAST - FEDERAL REPUBLICAN

TOTAL PERCENT  
1 .09

(CONTINUED FROM PREVIOUS PAGE)

	01	02
0114 JOLIET PCT 008	2	0
0115 JOLIET PCT 009	1	0
0116 JOLIET PCT 010	1	0
0117 JOLIET PCT 011	2	0
0118 JOLIET PCT 012	6	0
0119 JOLIET PCT 013	0	0
0120 JOLIET PCT 014	0	0
0121 JOLIET PCT 015	0	0
0122 JOLIET PCT 016	3	0
0123 JOLIET PCT 017	4	0
0124 JOLIET PCT 018	2	0
0125 JOLIET PCT 019	6	0
0126 JOLIET PCT 020	6	0
0127 JOLIET PCT 021	2	0
0128 JOLIET PCT 022	3	0
0129 JOLIET PCT 023	0	0
0130 JOLIET PCT 024	2	0
0131 JOLIET PCT 025	5	0
0132 JOLIET PCT 026	7	0
0133 JOLIET PCT 027	3	0
0134 JOLIET PCT 028	0	0
0135 JOLIET PCT 029	2	0
0136 JOLIET PCT 030	0	0
0137 JOLIET PCT 031	5	0
0138 JOLIET PCT 032	0	0
0139 JOLIET PCT 033	2	0
0140 JOLIET PCT 034	4	0
0141 JOLIET PCT 035	7	0
0142 JOLIET PCT 036	1	0
0143 JOLIET PCT 037	2	0
0144 LOCKPORT PCT 001	13	0
0145 LOCKPORT PCT 002	4	0
0146 LOCKPORT PCT 003	1	0
0147 LOCKPORT PCT 004	2	0
0148 LOCKPORT PCT 005	3	0
0149 LOCKPORT PCT 006	1	0
0150 LOCKPORT PCT 007	2	0
0151 LOCKPORT PCT 008	0	0
0152 LOCKPORT PCT 009	8	0
0153 LOCKPORT PCT 010	11	0
0154 LOCKPORT PCT 011	4	0
0155 LOCKPORT PCT 012	3	0
0156 LOCKPORT PCT 013	7	0
0157 LOCKPORT PCT 014	3	0
0158 LOCKPORT PCT 015	0	0
0159 LOCKPORT PCT 016	3	0
0160 LOCKPORT PCT 017	9	0
0161 LOCKPORT PCT 018	7	0
0162 LOCKPORT PCT 019	6	0
0163 LOCKPORT PCT 020	2	0
0164 LOCKPORT PCT 021	3	0
0165 LOCKPORT PCT 022	2	0
0166 LOCKPORT PCT 023	5	0
0167 LOCKPORT PCT 024	0	0
0168 MANHATTAN PCT 001	5	0
0169 MANHATTAN PCT 002	2	0
0170 MANHATTAN PCT 003	8	0

01 = BALLOTS CAST - REPUBLICAN

TOTAL PERCENT  
1,060 99.91

02 = BALLOTS CAST - FEDERAL REPUBLICAN

TOTAL PERCENT  
1 .09

(CONTINUED FROM PREVIOUS PAGE)

	01	02
0171 MANHATTAN PCT 004	6	0
0172 MONEE PCT 001	3	0
0173 MONEE PCT 002	0	0
0174 MONEE PCT 003	1	0
0175 MONEE PCT 004	5	0
0176 MONEE PCT 005	0	0
0177 MONEE PCT 006	0	0
0178 MONEE PCT 007	0	0
0179 MONEE PCT 008	1	0
0180 NEW LENOX PCT 001	3	0
0181 NEW LENOX PCT 002	6	0
0182 NEW LENOX PCT 003	1	0
0183 NEW LENOX PCT 004	5	0
0184 NEW LENOX PCT 005	4	0
0185 NEW LENOX PCT 006	3	0
0186 NEW LENOX PCT 007	6	0
0187 NEW LENOX PCT 008	4	0
0188 NEW LENOX PCT 009	3	0
0189 NEW LENOX PCT 010	6	0
0190 NEW LENOX PCT 011	4	0
0191 NEW LENOX PCT 012	7	0
0192 NEW LENOX PCT 013	1	0
0193 NEW LENOX PCT 014	3	0
0194 NEW LENOX PCT 015	5	0
0195 NEW LENOX PCT 016	4	0
0196 NEW LENOX PCT 017	2	0
0197 NEW LENOX PCT 018	7	0
0198 NEW LENOX PCT 019	6	0
0199 NEW LENOX PCT 020	11	0
0200 PEOTONE PCT 001	12	0
0201 PEOTONE PCT 002	11	0
0202 PLAINFIELD PCT 001	6	0
0203 PLAINFIELD PCT 002	3	0
0204 PLAINFIELD PCT 003	8	0
0205 PLAINFIELD PCT 004	1	0
0206 PLAINFIELD PCT 005	5	0
0207 PLAINFIELD PCT 006	1	0
0208 PLAINFIELD PCT 007	6	0
0209 PLAINFIELD PCT 008	0	0
0210 PLAINFIELD PCT 009	3	0
0211 PLAINFIELD PCT 010	7	0
0212 PLAINFIELD PCT 011	0	0
0213 PLAINFIELD PCT 012	1	0
0214 PLAINFIELD PCT 013	6	0
0215 PLAINFIELD PCT 014	1	0
0216 PLAINFIELD PCT 015	3	0
0217 PLAINFIELD PCT 016	3	0
0218 PLAINFIELD PCT 017	1	0
0219 PLAINFIELD PCT 018	0	0
0220 PLAINFIELD PCT 019	1	0
0221 PLAINFIELD PCT 020	9	0
0222 PLAINFIELD PCT 021	6	0
0223 PLAINFIELD PCT 022	3	0
0224 PLAINFIELD PCT 023	0	0
0225 PLAINFIELD PCT 024	5	0
0226 PLAINFIELD PCT 025	0	0
0227 PLAINFIELD PCT 026	0	0

01 = BALLOTS CAST - REPUBLICAN

TOTAL PERCENT  
1,060 99.91

02 = BALLOTS CAST - FEDERAL REPUBLICAN

TOTAL PERCENT  
1 .09

(CONTINUED FROM PREVIOUS PAGE)

	01	02
0228 PLAINFIELD PCT 027	2	0
0229 PLAINFIELD PCT 028	0	0
0230 PLAINFIELD PCT 029	3	0
0231 PLAINFIELD PCT 030	4	0
0232 PLAINFIELD PCT 031	1	0
0233 PLAINFIELD PCT 032	7	0
0234 PLAINFIELD PCT 033	9	0
0235 PLAINFIELD PCT 034	1	0
0236 PLAINFIELD PCT 035	2	0
0237 REED PCT 001	5	0
0238 REED PCT 002	6	0
0239 REED PCT 003	1	0
0240 TROY PCT 001	0	0
0241 TROY PCT 002	1	0
0242 TROY PCT 003	2	0
0243 TROY PCT 004	2	0
0244 TROY PCT 005	2	0
0245 TROY PCT 006	1	0
0246 TROY PCT 007	12	0
0247 TROY PCT 008	9	0
0248 TROY PCT 009	2	0
0249 TROY PCT 010	5	0
0250 TROY PCT 011	11	0
0251 TROY PCT 012	6	0
0252 TROY PCT 013	12	0
0253 TROY PCT 014	2	0
0254 TROY PCT 015	4	0
0255 TROY PCT 016	4	0
0256 TROY PCT 017	4	0
0257 TROY PCT 018	7	1
0258 TROY PCT 019	1	0
0259 TROY PCT 020	3	0
0260 TROY PCT 021	3	0
0261 TROY PCT 022	4	0
0262 WASHINGTON PCT 001	9	0
0263 WASHINGTON PCT 002	1	0
0264 WASHINGTON PCT 003	3	0
0265 WESLEY PCT 001	2	0
0266 WHEATLAND PCT 001	4	0
0267 WHEATLAND PCT 002	14	0
0268 WHEATLAND PCT 003	5	0
0269 WHEATLAND PCT 004	6	0
0270 WHEATLAND PCT 005	3	0
0271 WHEATLAND PCT 006	3	0
0272 WHEATLAND PCT 007	2	0
0273 WHEATLAND PCT 008	8	0
0274 WHEATLAND PCT 009	7	0
0275 WHEATLAND PCT 010	3	0
0276 WHEATLAND PCT 011	7	0
0277 WHEATLAND PCT 012	0	0
0278 WHEATLAND PCT 013	3	0
0279 WHEATLAND PCT 014	9	0
0280 WHEATLAND PCT 015	0	0
0281 WHEATLAND PCT 016	3	0
0282 WHEATLAND PCT 017	0	0
0283 WHEATLAND PCT 018	3	0
0284 WHEATLAND PCT 019	0	0

01 = BALLOTS CAST - REPUBLICAN

TOTAL PERCENT  
1,060 99.91

02 = BALLOTS CAST - FEDERAL REPUBLICAN

TOTAL PERCENT  
1 .09

(CONTINUED FROM PREVIOUS PAGE)

	01	02
0285 WHEATLAND PCT 020	4	0
0286 WHEATLAND PCT 021	0	0
0287 WHEATLAND PCT 022	2	0
0288 WHEATLAND PCT 023	3	0
0289 WHEATLAND PCT 024	5	0
0290 WHEATLAND PCT 025	2	0
0291 WHEATLAND PCT 026	8	0
0292 WHEATLAND PCT 027	6	0
0293 WHEATLAND PCT 028	5	0
0294 WHEATLAND PCT 029	4	0
0295 WHEATLAND PCT 030	6	0
0296 WHEATLAND PCT 031	1	0
0297 WHEATLAND PCT 032	3	0
0298 WHEATLAND PCT 033	0	0
0299 WHEATLAND PCT 034	4	0
0300 WILL PCT 001	9	0
0301 WILMINGTON PCT 001	5	0
0302 WILMINGTON PCT 002	2	0
0303 WILMINGTON PCT 003	6	0
0304 WILTON PCT 001	5	0





**LAUREN STALEY FERRY**  
WILL COUNTY CLERK

[thewillcountyclerk.com](http://thewillcountyclerk.com)