


Will County General Primary Election DEMOCRATIC CANVASS



**March 17, 2020
Joliet, Illinois**

ELECTION SUMMARY

LAUREN STALEY FERRY

WILL COUNTY CLERK

www.thewillcountyclerk.com

LAUREN STALEY FERRY

WILL COUNTY CLERK

WWW.THEWILLCOUNTYCLERK.COM

302 N. CHICAGO STREET, JOLIET, IL 60432

COCLRK@WILLCOUNTYILLINOIS.COM


815-740-4615

FAX: 815-740-4699

CERTIFICATE OF CANVASS RESULTS

State of Illinois }
County of Will } SS

I, Lauren Staley Ferry, do hereby certify that on April 7, 2020, I canvassed the returns of the General Primary Election held on March 17, 2020 for the County of Will and the foregoing true and complete Abstract of Votes was prepared in my presence in the office of the County Clerk in Will County, this 7th day of April, 2020.



Lauren Staley Ferry, County Clerk
The County of Will, Illinois

March 17, 2020, PRIMARY GENERAL ELECTION

Table of Contents

Section 1: Election Summary

Section 2: Presidential Summary
(Ballots Cast Statistics)
(Includes by Congressional District)

Section 3: United States Senator Summary

Section 4: Congressional Summary
(District 1, 2, 3, 11, 14 & 16)
(Delegates)

Section 5: Legislative Summary
(District 19, 40, 43 & 49)

Section 6: Representative Summary
(District 29, 34, 37, 38, 41, 75, 79, 80, 81, 82, 84, 85, 86, 97 & 98)

Section 7: County Offices Summary
(Circuit Clerk, Recorder of Deeds, State's Attorney, County Auditor,
Coroner & Chief Executive Officer)

Section 8: County Board Summary
(Districts 1, 3, 8, 10, 12 & 13)

Section 9: Precinct Commiteepersons Summary

Section 10: Write-In Votes

Section 11: Miscellaneous Referenda

Section 12: Vote By Mail by Precinct

Section 13: Early Voting by Precinct

Section 14: Election Day by Precinct

Section 15: Provisional Voting by Precinct

Section 16: Postmark Vote By Mail by Precinct

DEMOCRATIC PARTY



ELECTION SUMMARY

LAUREN STALEY FERRY

WILL COUNTY CLERK

www.thewillcountyclerk.com

ELECTION SUMMARY

WILL COUNTY, ILLINOIS
 GENERAL PRIMARY ELECTION
 MARCH 17, 2020
 STATISTICS

OFFICIAL RESULTS

RUN DATE:04/07/20 09:12 AM

REPORT-EL45A PAGE 001

	TOTAL VOTES	%	VOTE BY MAIL	EARLY VOTING	ELECTION DAY	PROVISIONAL	POSTMARK	VBM
--	-------------	---	--------------	--------------	--------------	-------------	----------	-----

PRECINCTS COUNTED (OF 304)	304	100.00						
REGISTERED VOTERS - TOTAL	453,582							
BALLOTS CAST - TOTAL	115,241		6,202	25,787	78,686	138	4,428	
BALLOTS CAST - REPUBLICAN	31,750	27.55	2,016	5,762	22,892	20	1,060	
BALLOTS CAST - FEDERAL REPUBLICAN	22	.02	0	0	21	0	1	
BALLOTS CAST - DEMOCRATIC	82,147	71.28	4,032	19,827	54,904	115	3,269	
BALLOTS CAST - FEDERAL DEMOCRATIC	74	.06	20	0	45	1	8	
BALLOTS CAST - NONPARTISAN	1,248	1.08	134	198	824	2	90	
BALLOTS CAST - BLANK	28	.02	6	8	13	0	1	
VOTER TURNOUT - TOTAL		25.41						

ELECTION SUMMARY

WILL COUNTY, ILLINOIS
GENERAL PRIMARY ELECTION
MARCH 17, 2020
DEMOCRATIC

OFFICIAL RESULTS

RUN DATE:04/07/20 09:12 AM

REPORT-EL45A PAGE 002

	TOTAL VOTES	%	VOTE BY MAIL	EARLY VOTING	ELECTION DAY	PROVISIONAL	POSTMARK	VBM
PRESIDENT OF THE UNITED STATES - TOTAL								
Vote for not more than 1								
Candidate Withdrawn	386	.47	112	87	179	0		8
Deval Patrick	51	.06	4	8	39	0		0
Bernie Sanders	28,785	35.30	1,035	5,492	21,187	64		1,007
Joseph R. Biden	48,813	59.86	1,898	13,083	31,620	48		2,164
Michael R. Bloomberg	1,201	1.47	417	432	339	0		13
Elizabeth Warren	901	1.10	222	308	344	1		26
Pete Buttigieg	516	.63	263	101	145	0		7
Tom Steyer	60	.07	11	8	41	0		0
Andrew Yang	191	.23	21	44	120	0		6
Michael Bennet	43	.05	2	9	32	0		0
John K. Delaney	53	.06	4	7	40	0		2
Tulsi Gabbard	427	.52	17	79	320	1		10
Cory Booker	124	.15	7	24	92	0		1

PRESIDENT OF THE UNITED STATES

1ST CONGRESSIONAL DISTRICT

Vote for not more than 1

Candidate Withdrawn	51	.46	17	7	26	0		1
Deval Patrick	3	.03	0	0	3	0		0
Bernie Sanders	3,553	32.16	153	612	2,611	10		167
Joseph R. Biden	6,965	63.04	311	1,775	4,494	7		378
Michael R. Bloomberg	155	1.40	37	72	44	0		2
Elizabeth Warren	140	1.27	32	53	50	1		4
Pete Buttigieg	74	.67	44	13	15	0		2
Tom Steyer	3	.03	1	0	2	0		0
Andrew Yang	16	.14	2	4	9	0		1
Michael Bennet	4	.04	0	1	3	0		0
John K. Delaney	10	.09	1	1	8	0		0
Tulsi Gabbard	61	.55	3	9	47	1		1
Cory Booker	14	.13	1	0	13	0		0

PRESIDENT OF THE UNITED STATES

2ND CONGRESSIONAL DISTRICT

Vote for not more than 1

Candidate Withdrawn	27	.40	7	3	16	0		1
Deval Patrick	6	.09	0	0	6	0		0
Bernie Sanders	1,877	28.15	63	203	1,531	7		73
Joseph R. Biden	4,516	67.72	151	686	3,514	8		157
Michael R. Bloomberg	86	1.29	33	25	28	0		0
Elizabeth Warren	66	.99	17	15	30	0		4
Pete Buttigieg	20	.30	7	1	12	0		0
Tom Steyer	4	.06	2	0	2	0		0
Andrew Yang	14	.21	1	3	10	0		0
Michael Bennet	4	.06	0	1	3	0		0
John K. Delaney	4	.06	0	0	3	0		1
Tulsi Gabbard	26	.39	2	2	21	0		1
Cory Booker	19	.28	3	1	14	0		1

ELECTION SUMMARY

WILL COUNTY, ILLINOIS
GENERAL PRIMARY ELECTION
MARCH 17, 2020
DEMOCRATIC

OFFICIAL RESULTS

RUN DATE:04/07/20 09:12 AM

REPORT-EL45A PAGE 003

TOTAL VOTES % VOTE BY MAIL EARLY VOTING ELECTION DAY PROVISIONAL POSTMARK VBM

PRESIDENT OF THE UNITED STATES

3RD CONGRESSIONAL DISTRICT

Vote for not more than 1

Candidate Withdrawn	61	.62	18	13	29	0	1
Deval Patrick	9	.09	0	1	8	0	0
Bernie Sanders.	3,633	36.73	139	571	2,787	9	127
Joseph R. Biden	5,637	56.99	272	1,341	3,761	6	257
Michael R. Bloomberg.	204	2.06	67	71	64	0	2
Elizabeth Warren	112	1.13	35	32	43	0	2
Pete Buttigieg.	73	.74	37	10	24	0	2
Tom Steyer	13	.13	2	3	8	0	0
Andrew Yang.	26	.26	2	4	20	0	0
Michael Bennet.	6	.06	0	1	5	0	0
John K. Delaney	7	.07	0	1	6	0	0
Tulsi Gabbard	91	.92	3	19	66	0	3
Cory Booker.	20	.20	0	3	17	0	0

PRESIDENT OF THE UNITED STATES

11TH CONGRESSIONAL DISTRICT

Vote for not more than 1

Candidate Withdrawn	182	.47	44	50	86	0	2
Deval Patrick	26	.07	4	5	17	0	0
Bernie Sanders.	14,670	38.26	444	3,116	10,664	21	425
Joseph R. Biden	21,853	56.99	799	6,239	13,924	16	875
Michael R. Bloomberg.	571	1.49	206	206	152	0	7
Elizabeth Warren	410	1.07	82	155	165	0	8
Pete Buttigieg.	235	.61	116	60	57	0	2
Tom Steyer	32	.08	4	4	24	0	0
Andrew Yang.	90	.23	8	21	56	0	5
Michael Bennet.	28	.07	2	6	20	0	0
John K. Delaney	24	.06	2	5	16	0	1
Tulsi Gabbard	166	.43	5	33	125	0	3
Cory Booker.	55	.14	3	15	37	0	0

PRESIDENT OF THE UNITED STATES

14TH CONGRESSIONAL DISTRICT

Vote for not more than 1

Candidate Withdrawn	47	.35	17	10	17	0	3
Deval Patrick	6	.05	0	1	5	0	0
Bernie Sanders.	4,221	31.72	187	906	2,924	13	191
Joseph R. Biden	8,537	64.15	310	2,794	4,983	9	441
Michael R. Bloomberg.	140	1.05	54	46	38	0	2
Elizabeth Warren	143	1.07	47	42	47	0	7
Pete Buttigieg.	88	.66	48	14	25	0	1
Tom Steyer	5	.04	2	1	2	0	0
Andrew Yang.	43	.32	8	12	23	0	0
Michael Bennet.	1	.01	0	0	1	0	0
John K. Delaney	7	.05	1	0	6	0	0
Tulsi Gabbard	58	.44	2	10	45	0	1
Cory Booker.	11	.08	0	4	7	0	0

ELECTION SUMMARY

WILL COUNTY, ILLINOIS
GENERAL PRIMARY ELECTION
MARCH 17, 2020
DEMOCRATIC

OFFICIAL RESULTS

RUN DATE:04/07/20 09:12 AM

REPORT-EL45A PAGE 004

	TOTAL VOTES	%	VOTE BY MAIL	EARLY VOTING	ELECTION DAY	PROVISIONAL	POSTMARK	VBM
PRESIDENT OF THE UNITED STATES								
16TH CONGRESSIONAL DISTRICT								
Vote for not more than 1								
Candidate Withdrawn	18	.79	9	4	5	0	0	
Deval Patrick	1	.04	0	1	0	0	0	
Bernie Sanders	831	36.26	49	84	670	4	24	
Joseph R. Biden	1,305	56.94	55	248	944	2	56	
Michael R. Bloomberg	45	1.96	20	12	13	0	0	
Elizabeth Warren	30	1.31	9	11	9	0	1	
Pete Buttigieg	26	1.13	11	3	12	0	0	
Tom Steyer	3	.13	0	0	3	0	0	
Andrew Yang	2	.09	0	0	2	0	0	
Michael Bennet	0		0	0	0	0	0	
John K. Delaney	1	.04	0	0	1	0	0	
Tulsi Gabbard	25	1.09	2	6	16	0	1	
Cory Booker	5	.22	0	1	4	0	0	

UNITED STATES SENATOR

Vote for not more than 1								
Richard J. Durbin	73,999	100.00	3,703	17,922	49,297	109	2,968	

REPRESENTATIVE IN CONGRESS 1ST CONGRESSIONAL DISTRICT

Vote for not more than 1								
Bobby L. Rush	4,302	42.34	221	1,046	2,826	6	203	
Ameena Nuur Matthews	1,141	11.23	62	227	809	1	42	
Sarah Gad	3,023	29.75	176	655	2,028	6	158	
Robert Emmons, Jr.	1,695	16.68	109	447	1,036	2	101	

REPRESENTATIVE IN CONGRESS 2ND CONGRESSIONAL DISTRICT

Vote for not more than 1								
Robin Kelly	5,308	83.43	239	779	4,080	13	197	
Marcus Lewis	1,054	16.57	38	121	864	2	29	

REPRESENTATIVE IN CONGRESS 3RD CONGRESSIONAL DISTRICT

Vote for not more than 1								
Marie Newman	5,264	54.36	256	1,102	3,677	7	222	
Rush Darwish	496	5.12	41	112	328	2	13	
Daniel William Lipinski	3,642	37.61	265	773	2,455	3	146	
Charles M. Hughes	281	2.90	10	53	211	0	7	

REPRESENTATIVE IN CONGRESS 11TH CONGRESSIONAL DISTRICT

Vote for not more than 1								
Bill Foster	20,138	54.68	1,050	5,626	12,718	13	731	
Rachel Ventura	16,689	45.32	626	3,932	11,569	21	541	

REPRESENTATIVE IN CONGRESS 14TH CONGRESSIONAL DISTRICT

Vote for not more than 1								
Lauren Underwood	12,358	100.00	632	3,594	7,508	22	602	

ELECTION SUMMARY

WILL COUNTY, ILLINOIS
GENERAL PRIMARY ELECTION
MARCH 17, 2020
DEMOCRATIC

OFFICIAL RESULTS

RUN DATE:04/07/20 09:12 AM

REPORT-EL45A PAGE 005

	TOTAL VOTES	%	VOTE BY MAIL	EARLY VOTING	ELECTION DAY	PROVISIONAL	POSTMARK	VBM
REPRESENTATIVE IN CONGRESS 16TH CONGRESSIONAL DISTRICT								
Vote for not more than 1								
Dani Brzozowski	1,967	100.00	136	319	1,436	6		70
DELEGATE - NATIONAL NOMINATING CONV								
1ST CONGRESSIONAL DISTRICT								
Vote for not more than 8								
Chakena Sims	469	.66	47	111	290	1		20
Allen Louis Linton, II	284	.40	37	74	162	1		10
Grace Chan McKibben	646	.91	58	148	412	1		27
William E. Hall	336	.47	48	94	184	1		9
Shelley Davis	687	.97	51	153	451	2		30
Nicholas "Nick" Shields.	386	.54	43	98	227	0		18
Rebecca Zorach.	573	.81	56	150	343	0		24
Devlin Joseph Schoop.	270	.38	34	66	156	0		14
Jeanette Taylor	2,487	3.49	128	452	1,772	6		129
Maria R. Bell	2,497	3.51	118	474	1,777	6		122
Naomi Davis.	2,559	3.60	122	469	1,839	6		123
Patricia L. Guinn.	2,580	3.63	124	500	1,826	6		124
Robert Peters	1,995	2.80	92	362	1,437	3		101
Rodney Gipson	1,741	2.45	70	332	1,262	4		73
Raheem Uqdah	1,899	2.67	100	354	1,341	4		100
Larry Gilman	1,704	2.39	76	343	1,199	2		84
Preston Brown Jr	933	1.31	55	170	648	1		59
Evajamania Brown	1,089	1.53	76	201	740	4		68
Linda Hudson	1,510	2.12	95	274	1,051	3		87
Darren Fuller	239	.34	18	39	168	0		14
Carol Horton	301	.42	21	60	205	0		15
Ben Silvian.	231	.32	17	43	157	1		13
Laura Sieh	284	.40	15	55	197	0		17
Michelle A. Harris	5,891	8.28	325	1,576	3,655	6		329
Roderick T. Sawyer	5,465	7.68	309	1,506	3,337	6		307
Ertharin Cousin	5,315	7.47	301	1,490	3,211	6		307
Robert "Bob" Rita.	5,572	7.83	311	1,530	3,407	7		317
Andrea Zopp.	5,754	8.09	324	1,554	3,531	5		340
Timothy Wright III	5,393	7.58	303	1,508	3,273	6		303
Deborah Lane	5,703	8.01	318	1,564	3,494	4		323
Kouri C. Marshall.	5,204	7.31	299	1,449	3,145	5		306
John Hart	359	.50	39	72	232	0		16
Myra Hart	433	.61	51	86	276	0		20
Norene Shader	370	.52	50	79	228	0		13

ELECTION SUMMARY

WILL COUNTY, ILLINOIS
GENERAL PRIMARY ELECTION
MARCH 17, 2020
DEMOCRATIC

OFFICIAL RESULTS

RUN DATE:04/07/20 09:12 AM

REPORT-EL45A PAGE 006

TOTAL VOTES % VOTE BY MAIL EARLY VOTING ELECTION DAY PROVISIONAL POSTMARK VBM

DELEGATE - NATIONAL NOMINATING CONV
2ND CONGRESSIONAL DISTRICT

Vote for not more than 7

Debbie Meyers-Martin.	4,097	10.68	162	632	3,145	7	151
Vernard Alsberry	3,539	9.22	152	564	2,676	7	140
Michael W. Smith	3,775	9.84	148	603	2,878	7	139
Sheila Chalmers-Currin	3,814	9.94	153	601	2,905	8	147
Lamar C. Brown.	3,681	9.59	151	585	2,800	7	138
Marrice Coverson	3,404	8.87	149	556	2,558	6	135
Cory Thames.	3,498	9.12	147	571	2,631	7	142
Andre' J. Washington.	229	.60	22	41	159	0	7
Hope Zawaski	253	.66	27	38	176	1	11
Al Riley.	290	.76	22	57	200	0	11
Cleopatra Watson	251	.65	20	36	188	1	6
Jaylin McClinton	176	.46	20	31	118	0	7
Amanda Jo Greep	233	.61	21	34	171	0	7
David Bonner	196	.51	19	31	141	1	4
Aisha El-Amin	1,437	3.75	63	177	1,126	7	64
Maureen Forte	1,461	3.81	67	170	1,157	6	61
Sukari Campbell	1,262	3.29	58	158	980	6	60
Abdul Malik Mujahid	1,283	3.34	62	165	990	7	59
John Willard	1,282	3.34	61	158	998	7	58
Kenneth Franklin	1,324	3.45	61	169	1,027	6	61
Lyle C. Evans, Jr.	1,212	3.16	57	159	932	6	58
Kenneth Henderson.	116	.30	8	13	93	0	2
Sanovia Reynolds-Parks	88	.23	6	8	73	0	1
Juan Juarez.	124	.32	8	14	102	0	0
Paula Wilson	178	.46	14	19	142	0	3
Reggie Greenwood	78	.20	10	10	57	0	1
Monique Williams	132	.34	6	13	110	1	2
Kyle Summers	97	.25	7	16	72	0	2
Emily Higgs.	166	.43	22	25	116	0	3
Randall Krause-Vinson	90	.23	13	14	62	0	1
Sherry Newquist	210	.55	22	37	148	0	3
Alfred Saucedo.	105	.27	12	19	72	0	2
Micaela G. Smith	121	.32	20	18	80	0	3
Kristal Hudson-Davis.	163	.42	19	22	119	0	3

ELECTION SUMMARY

WILL COUNTY, ILLINOIS
GENERAL PRIMARY ELECTION
MARCH 17, 2020
DEMOCRATIC

OFFICIAL RESULTS

RUN DATE:04/07/20 09:12 AM

REPORT-EL45A PAGE 007

TOTAL VOTES % VOTE BY MAIL EARLY VOTING ELECTION DAY PROVISIONAL POSTMARK VBM

DELEGATE - NATIONAL NOMINATING CONV

3RD CONGRESSIONAL DISTRICT

Vote for not more than 6

Patrick Daley Thompson	4,814	10.45	291	1,219	3,069	4	231
Donna Hughes	4,861	10.55	295	1,249	3,076	4	237
Kyle R. Hastings	4,490	9.75	277	1,201	2,785	4	223
Lynn Barker	4,674	10.15	293	1,210	2,932	5	234
Kevin E. O'Gorman	4,295	9.32	264	1,146	2,661	3	221
Adriana D. Olson	4,512	9.80	289	1,186	2,802	4	231
Amalia Dejesus	2,729	5.92	149	463	2,001	4	112
Deliah Odeh	2,516	5.46	142	441	1,819	3	111
Maureen Sullivan	2,815	6.11	162	487	2,045	4	117
Daniel Guzman	2,700	5.86	146	460	1,977	3	114
Jose Requena	2,304	5.00	129	404	1,660	2	109
Kyle Killacky	2,320	5.04	145	411	1,655	2	107
Neel Jhobalia	176	.38	22	31	119	0	4
Brian Pioppo	241	.52	24	43	170	0	4
Kate Wu	359	.78	27	74	244	0	14
Kathleen "Kathy" Shaevel	410	.89	66	96	236	0	12
Adam Flores	324	.70	45	71	199	0	9
Angela Robertson	439	.95	61	79	289	0	10
Jose Luis Torrez	390	.85	52	74	254	0	10
Tammy Georgiou	352	.76	57	82	198	1	14
Christian D. Perry	339	.74	44	68	216	0	11

ELECTION SUMMARY

WILL COUNTY, ILLINOIS
GENERAL PRIMARY ELECTION
MARCH 17, 2020
DEMOCRATIC

OFFICIAL RESULTS

RUN DATE:04/07/20 09:12 AM

REPORT-EL45A PAGE 008

TOTAL VOTES % VOTE BY MAIL EARLY VOTING ELECTION DAY PROVISIONAL POSTMARK VBM

DELEGATE - NATIONAL NOMINATING CONV

11TH CONGRESSIONAL DISTRICT

Vote for not more than 5

Diane Hewitt	2,207	1.44	149	570	1,411	2	75
Clint V. Brown.	1,122	.73	99	301	694	1	27
Brigitte Fiday.	1,781	1.16	136	486	1,097	2	60
David Gloria	1,193	.78	102	327	736	1	27
Kily Malden Adams.	1,050	.68	94	286	632	3	35
Emmanuel S. Llamas	16,159	10.51	717	4,924	9,768	13	737
Georgina Poole.	16,958	11.03	751	5,187	10,265	11	744
Ken Harris	17,372	11.30	750	5,285	10,590	13	734
Marjorie Logman	16,617	10.81	758	5,083	10,031	10	735
Lauren Staley Ferry	17,787	11.57	840	5,432	10,729	11	775
Alex Arroyo.	1,575	1.02	151	376	1,018	1	29
John Atkinson	765	.50	131	193	426	1	14
Julia Beckman	1,505	.98	178	398	884	2	43
Tom Braxton.	1,069	.70	149	287	604	2	27
Stephanie Kifowit.	909	.59	140	248	497	2	22
Ruthmony Hong Brininger.	372	.24	24	84	253	0	11
Donald Ishmael.	444	.29	21	99	312	1	11
Jing Yuan Ma	799	.52	38	191	554	0	16
Michael De Asis	447	.29	27	102	305	0	13
Krystal Garcia Centeno	10,837	7.05	417	2,510	7,542	14	354
Maggie Wunderly	10,006	6.51	417	2,348	6,869	14	358
Mary Anne Cummings	10,448	6.80	441	2,458	7,183	11	355
Casildo "Casey" Cuevas	9,712	6.32	394	2,277	6,690	12	339
Richard Rodriguez.	9,936	6.46	404	2,333	6,852	14	333
Jeffrey Crowell	491	.32	66	106	309	1	9
Carol Di Cola	549	.36	67	157	317	0	8
Louise M. Miller	607	.39	62	164	369	0	12
Nancy L. Staszak	1,009	.66	82	257	646	0	24

ELECTION SUMMARY

WILL COUNTY, ILLINOIS
GENERAL PRIMARY ELECTION
MARCH 17, 2020
DEMOCRATIC

OFFICIAL RESULTS

RUN DATE:04/07/20 09:12 AM

REPORT-EL45A PAGE 009

	TOTAL VOTES	%	VOTE BY MAIL	EARLY VOTING	ELECTION DAY	PROVISIONAL	POSTMARK	VBM
DELEGATE - NATIONAL NOMINATING CONV								
14TH CONGRESSIONAL DISTRICT								
Vote for not more than 5								
David Lowitzki.	408	.77	51	99	239	0		19
Gwyn Ciesla.	621	1.17	64	167	361	0		29
Mark Pietrowski Jr.	407	.77	49	107	235	0		16
Angela Price	859	1.62	65	228	523	1		42
Stephen Bruesewitz	312	.59	40	82	175	1		14
Alison Squires.	3,280	6.17	183	752	2,166	7		172
Katharine Cuneo	3,264	6.14	184	760	2,138	11		171
Andrew G. McKay	2,908	5.47	169	685	1,902	9		143
Luis Eric Aguilar.	3,033	5.71	173	697	1,993	9		161
Nathaniel A. Birr.	2,624	4.94	160	618	1,694	7		145
Harry Benton	500	.94	70	128	281	1		20
Anthony Magliari	391	.74	65	96	213	1		16
Lauren Wagner	777	1.46	89	196	454	1		37
Sandra Enriquez	422	.79	23	93	287	1		18
Randall Lawrence	235	.44	13	60	154	0		8
Mark Guethle	6,203	11.68	295	2,162	3,386	6		354
Miriam Smith	6,785	12.77	305	2,340	3,746	8		386
Marc Poulos.	6,240	11.74	290	2,171	3,407	5		367
Tracee Steele	6,606	12.43	309	2,282	3,624	6		385
Jimmy Chau	6,008	11.31	279	2,107	3,263	6		353
Michael Leone	242	.46	12	53	169	0		8
Nicholas (Nick) Daggers.	181	.34	30	46	97	1		7
Maury Goodman	178	.34	27	33	112	1		5
Nancy Glissman.	369	.69	41	98	214	0		16
Mary Mahady.	277	.52	32	78	152	0		15

DELEGATE - NATIONAL NOMINATING CONV
16TH CONGRESSIONAL DISTRICT

Vote for not more than 4

Steve Stadelman	1,115	14.59	59	219	786	2		49
Wendy LaFauce	1,122	14.69	57	214	803	2		46
Ashwin Puri.	1,023	13.39	56	206	712	2		47
Amy Sipovic Boyles	1,083	14.18	57	208	769	2		47
Elsa Von Huben.	42	.55	3	6	32	1		0
Edward Caputo	38	.50	1	4	31	1		1
Quinton Rosser.	13	.17	1	2	10	0		0
Jason Rockford.	24	.31	2	0	22	0		0
Timothy Bradley	100	1.31	14	9	75	0		2
John Reis	60	.79	11	9	39	0		1
Michael Soto	61	.80	11	8	41	0		1
Joan Garnier	679	8.89	45	79	528	4		23
Justine Trout	633	8.29	45	74	492	2		20
Art Bardsley	577	7.55	44	66	446	1		20
JJ Wett	575	7.53	39	68	446	1		21
Elizabeth Lindquist	108	1.41	10	17	78	0		3
John Gedney.	39	.51	6	12	20	0		1
Elaine Pannell.	58	.76	6	14	37	0		1
Courtney "Court" Schuett	39	.51	8	8	22	0		1
James K. Riley.	62	.81	12	10	38	0		2
Angie Bodine	82	1.07	13	13	54	0		2
Carolyn Moore	62	.81	14	12	34	0		2
Charles Gentert	45	.59	10	10	24	0		1

ELECTION SUMMARY

WILL COUNTY, ILLINOIS
GENERAL PRIMARY ELECTION
MARCH 17, 2020
DEMOCRATIC

OFFICIAL RESULTS

RUN DATE:04/07/20 09:12 AM

REPORT-EL45A PAGE 010

	TOTAL VOTES	%	VOTE BY MAIL	EARLY VOTING	ELECTION DAY	PROVISIONAL	POSTMARK	VBM
STATE SENATOR 19TH LEGISLATIVE DISTRICT								
Vote for not more than 1								
Michael E. Hastings	8,922	100.00	481	2,210	5,789	10		432
STATE SENATOR 40TH LEGISLATIVE DISTRICT								
Vote for not more than 1								
Patrick J. Joyce	2,736	48.98	143	581	1,881	3		128
Marta Perales	461	8.25	33	78	317	0		33
Lori Wilcox	1,460	26.14	55	192	1,157	6		50
Monica M. Gordon	929	16.63	52	109	732	6		30
STATE SENATOR 43RD LEGISLATIVE DISTRICT								
Vote for not more than 1								
John Connor	18,908	100.00	905	5,209	12,155	14		625
STATE SENATOR 49TH LEGISLATIVE DISTRICT								
Vote for not more than 1								
Meg Loughran Cappel	13,352	58.78	712	3,246	8,826	12		556
Larry E. Hug	4,787	21.07	210	934	3,459	10		174
Michael Crowner	4,576	20.15	179	905	3,300	7		185
REPRESENTATIVE IN THE GENERAL ASSEMBLY								
29TH REPRESENTATIVE DISTRICT								
Vote for not more than 1								
Thaddeus Jones	1,642	59.58	85	296	1,216	2		43
DeAndre Tillman	1,114	40.42	34	164	874	2		40
REPRESENTATIVE IN THE GENERAL ASSEMBLY								
34TH REPRESENTATIVE DISTRICT								
Vote for not more than 1								
Nicholas "Nick" Smith	1,143	100.00	52	166	880	0		45
REPRESENTATIVE IN THE GENERAL ASSEMBLY								
37TH REPRESENTATIVE DISTRICT								
Vote for not more than 1								
Michelle Fadeley	7,854	100.00	422	2,026	5,016	10		380
REPRESENTATIVE IN THE GENERAL ASSEMBLY								
38TH REPRESENTATIVE DISTRICT								
Vote for not more than 1								
Debbie Meyers-Martin	994	100.00	61	161	724	1		47
REPRESENTATIVE IN THE GENERAL ASSEMBLY								
41ST REPRESENTATIVE DISTRICT								
Vote for not more than 1								
Denika McMillen	1,350	30.05	83	351	850	4		62
Janet Yang Rohr	3,143	69.95	175	941	1,853	3		171

ELECTION SUMMARY

WILL COUNTY, ILLINOIS
GENERAL PRIMARY ELECTION
MARCH 17, 2020
DEMOCRATIC

OFFICIAL RESULTS

RUN DATE:04/07/20 09:12 AM

REPORT-EL45A PAGE 011

	TOTAL VOTES	%	VOTE BY MAIL	EARLY VOTING	ELECTION DAY	PROVISIONAL	POSTMARK	VBM
REPRESENTATIVE IN THE GENERAL ASSEMBLY								
75TH REPRESENTATIVE DISTRICT								
Vote for not more than 1								
NO CANDIDATE FILED	0		0	0	0	0		0
REPRESENTATIVE IN THE GENERAL ASSEMBLY								
79TH REPRESENTATIVE DISTRICT								
Vote for not more than 1								
Robert S. Ellington-Snipes.	151	36.83	7	14	118	0		12
Charlene Eads	259	63.17	21	20	212	0		6
REPRESENTATIVE IN THE GENERAL ASSEMBLY								
80TH REPRESENTATIVE DISTRICT								
Vote for not more than 1								
Anthony DeLuca.	4,677	100.00	225	853	3,390	15		194
REPRESENTATIVE IN THE GENERAL ASSEMBLY								
81ST REPRESENTATIVE DISTRICT								
Vote for not more than 1								
Anne Stava-Murray.	488	100.00	27	163	276	0		22
REPRESENTATIVE IN THE GENERAL ASSEMBLY								
82ND REPRESENTATIVE DISTRICT								
Vote for not more than 1								
Kassem Moukahal	2,174	100.00	164	494	1,427	5		84
REPRESENTATIVE IN THE GENERAL ASSEMBLY								
84TH REPRESENTATIVE DISTRICT								
Vote for not more than 1								
Stephanie A. Kifowit.	2,842	100.00	141	980	1,597	7		117
REPRESENTATIVE IN THE GENERAL ASSEMBLY								
85TH REPRESENTATIVE DISTRICT								
Vote for not more than 1								
Dagmara "Dee" Avelar.	8,992	100.00	384	2,720	5,601	5		282
REPRESENTATIVE IN THE GENERAL ASSEMBLY								
86TH REPRESENTATIVE DISTRICT								
Vote for not more than 1								
Lawrence "Larry" Walsh, Jr.	10,392	100.00	533	2,615	6,892	7		345
REPRESENTATIVE IN THE GENERAL ASSEMBLY								
97TH REPRESENTATIVE DISTRICT								
Vote for not more than 1								
Harry Benton	9,156	100.00	429	2,245	6,008	15		459

ELECTION SUMMARY

WILL COUNTY, ILLINOIS
GENERAL PRIMARY ELECTION
MARCH 17, 2020
DEMOCRATIC

OFFICIAL RESULTS

RUN DATE:04/07/20 09:12 AM

REPORT-EL45A PAGE 012

	TOTAL VOTES	%	VOTE BY MAIL	EARLY VOTING	ELECTION DAY	PROVISIONAL	POSTMARK	VBM
REPRESENTATIVE IN THE GENERAL ASSEMBLY								
98TH REPRESENTATIVE DISTRICT								
Vote for not more than 1								
Natalie A. Manley.	12,895	100.00	636	2,626	9,184	14		435
CIRCUIT CLERK								
Vote for not more than 1								
Andrea Lynn Chasteen.	69,764	100.00	3,539	16,793	46,553	101		2,778
RECORDER OF DEEDS								
Vote for not more than 1								
Karen A. Stukel	69,793	100.00	3,549	16,822	46,538	98		2,786
STATE'S ATTORNEY								
Vote for not more than 1								
James W. Glasgow	70,323	100.00	3,566	16,946	46,923	100		2,788
COUNTY AUDITOR								
Vote for not more than 1								
Kevin "Duffy" Blackburn.	68,536	100.00	3,511	16,512	45,672	98		2,743
CORONER								
Vote for not more than 1								
Laurie Summers.	57,527	78.72	2,866	14,194	38,013	83		2,371
Sean Talbot.	15,550	21.28	796	3,414	10,818	22		500
CHIEF EXECUTIVE OFFICER								
Vote for not more than 1								
Jennifer Bertino-Tarrant	51,396	68.92	2,652	12,169	34,545	71		1,959
Nick Palmer.	23,173	31.08	1,102	5,923	15,149	29		970
COUNTY BOARD MEMBER DISTRICT ONE								
Vote for not more than 1								
Sherry Newquist	5,523	100.00	248	810	4,269	12		184
COUNTY BOARD MEMBER DISTRICT THREE								
Vote for not more than 2								
Richard (Rick) Gougis III	1,934	22.40	85	375	1,411	2		61
Margaret Tyson.	4,427	51.27	177	1,009	3,059	8		174
Joel Brown	2,273	26.33	91	531	1,573	3		75
COUNTY BOARD MEMBER DISTRICT EIGHT								
Vote for not more than 2								
Denise Winfrey.	3,769	55.99	180	1,061	2,403	2		123
Herbert Brooks, Jr	2,962	44.01	147	862	1,850	0		103

ELECTION SUMMARY

WILL COUNTY, ILLINOIS
GENERAL PRIMARY ELECTION
MARCH 17, 2020
DEMOCRATIC

OFFICIAL RESULTS

RUN DATE:04/07/20 09:12 AM

REPORT-EL45A PAGE 013

	TOTAL VOTES	%	VOTE BY MAIL	EARLY VOTING	ELECTION DAY	PROVISIONAL	POSTMARK	VBM
COUNTY BOARD MEMBER DISTRICT TEN								
Vote for not more than 2								
Natalie Coleman	4,487	62.99	263	1,019	3,028	6		171
Tyler J. Marcum	2,636	37.01	201	695	1,610	3		127
COUNTY BOARD MEMBER DISTRICT TWELVE								
Vote for not more than 2								
Erin Moncek.	3,906	50.87	200	1,150	2,338	2		216
JoAnne Hamilton-Gunkel	3,773	49.13	199	1,130	2,236	4		204
COUNTY BOARD MEMBER DISTRICT THIRTEEN								
Vote for not more than 2								
Mark Ferry	3,437	47.21	219	660	2,396	3		159
Mica Freeman	3,843	52.79	248	720	2,691	5		179
COMMITTEEPERSON CHANNAHON PCT 001								
Vote for not more than 1								
Shane Bulian	139	100.00	3	40	94	1		1
COMMITTEEPERSON CHANNAHON PCT 002								
Vote for not more than 1								
NO CANDIDATE FILED	0		0	0	0	0		0
WRITE-IN.	18	100.00	2	6	10	0		0
COMMITTEEPERSON CHANNAHON PCT 003								
Vote for not more than 1								
Gene (Boomer) Frederick.	178	100.00	17	43	111	0		7
COMMITTEEPERSON CHANNAHON PCT 004								
Vote for not more than 1								
Jennifer Brenner	161	100.00	15	41	104	0		1
COMMITTEEPERSON CHANNAHON PCT 005								
Vote for not more than 1								
Burke Schuster.	163	100.00	7	27	124	1		4
COMMITTEEPERSON CRETE PCT 001								
Vote for not more than 1								
Diane R. Gonnigan.	286	100.00	8	31	239	0		8
COMMITTEEPERSON CRETE PCT 002								
Vote for not more than 1								
Brandon Roberts	191	100.00	11	23	154	0		3

ELECTION SUMMARY

WILL COUNTY, ILLINOIS
GENERAL PRIMARY ELECTION
MARCH 17, 2020
DEMOCRATIC

OFFICIAL RESULTS

RUN DATE:04/07/20 09:12 AM

REPORT-EL45A PAGE 014

	TOTAL VOTES	%	VOTE BY MAIL	EARLY VOTING	ELECTION DAY	PROVISIONAL	POSTMARK VBM
COMMITTEEPERSON CRETE PCT 003							
Vote for not more than 1							
Sherry Newquist	187	100.00	6	34	140	0	7
COMMITTEEPERSON CRETE PCT 004							
Vote for not more than 1							
NO CANDIDATE FILED	0		0	0	0	0	0
COMMITTEEPERSON CRETE PCT 005							
Vote for not more than 1							
NO CANDIDATE FILED	0		0	0	0	0	0
COMMITTEEPERSON CRETE PCT 006							
Vote for not more than 1							
NO CANDIDATE FILED	0		0	0	0	0	0
COMMITTEEPERSON CRETE PCT 007							
Vote for not more than 1							
NO CANDIDATE FILED	0		0	0	0	0	0
COMMITTEEPERSON CRETE PCT 008							
Vote for not more than 1							
Jackie McKethen	249	100.00	10	32	198	1	8
COMMITTEEPERSON CRETE PCT 009							
Vote for not more than 1							
NO CANDIDATE FILED	0		0	0	0	0	0
COMMITTEEPERSON CRETE PCT 010							
Vote for not more than 1							
NO CANDIDATE FILED	0		0	0	0	0	0
COMMITTEEPERSON CRETE PCT 011							
Vote for not more than 1							
Laurie Summers.	137	100.00	9	17	102	0	9
COMMITTEEPERSON CRETE PCT 012							
Vote for not more than 1							
NO CANDIDATE FILED	0		0	0	0	0	0
COMMITTEEPERSON CUSTER PCT 001							
Vote for not more than 1							
Gloria Weidner.	80	100.00	2	4	72	0	2

ELECTION SUMMARY

WILL COUNTY, ILLINOIS
GENERAL PRIMARY ELECTION
MARCH 17, 2020
DEMOCRATIC

OFFICIAL RESULTS

RUN DATE:04/07/20 09:12 AM

REPORT-EL45A PAGE 015

	TOTAL VOTES	%	VOTE BY MAIL	EARLY VOTING	ELECTION DAY	PROVISIONAL	POSTMARK	VBM
COMMITTEEPERSON DU PAGE PCT 001								
Vote for not more than 1								
NO CANDIDATE FILED *	0		0	0	0	0		0
COMMITTEEPERSON DU PAGE PCT 002								
Vote for not more than 1								
Edward Crotty *	263	100.00	11	94	140	0		18
COMMITTEEPERSON DU PAGE PCT 003								
Vote for not more than 1								
Mark R. Rice *	282	100.00	11	106	156	0		9
COMMITTEEPERSON DU PAGE PCT 004								
Vote for not more than 1								
Elnalyn Costa *	212	100.00	9	62	134	0		7
COMMITTEEPERSON DU PAGE PCT 005								
Vote for not more than 1								
Gary Marschke *	231	100.00	5	88	125	0		13
COMMITTEEPERSON DU PAGE PCT 006								
Vote for not more than 1								
Norman L. Brown *	245	100.00	12	96	131	0		6
COMMITTEEPERSON DU PAGE PCT 007								
Vote for not more than 1								
NO CANDIDATE FILED *	0		0	0	0	0		0
COMMITTEEPERSON DU PAGE PCT 008								
Vote for not more than 1								
Karina A Lopez-Carrillo. . . . *	193	58.13	1	67	123	0		2
Gwenda Jenkins. . . . *	139	41.87	1	53	82	1		2
COMMITTEEPERSON DU PAGE PCT 009								
Vote for not more than 1								
NO CANDIDATE FILED *	0		0	0	0	0		0
COMMITTEEPERSON DU PAGE PCT 010								
Vote for not more than 1								
Joanne Rodriguez *	370	100.00	17	159	183	0		11
COMMITTEEPERSON DU PAGE PCT 011								
Vote for not more than 1								
Kyle Mac Donald *	290	100.00	15	129	137	0		9

ELECTION SUMMARY

WILL COUNTY, ILLINOIS
GENERAL PRIMARY ELECTION
MARCH 17, 2020
DEMOCRATIC

OFFICIAL RESULTS

RUN DATE:04/07/20 09:12 AM

REPORT-EL45A PAGE 016

	TOTAL VOTES	%	VOTE BY MAIL	EARLY VOTING	ELECTION DAY	PROVISIONAL	POSTMARK	VBM
COMMITTEEPERSON DU PAGE PCT 012								
Vote for not more than 1								
Anthony Brown	204	74.73	10	84	108	0		2
Scott Bovyn.	69	25.27	3	20	42	0		4
COMMITTEEPERSON DU PAGE PCT 013								
Vote for not more than 1								
Debra "Debi" Savage	329	100.00	22	108	191	0		8
COMMITTEEPERSON DU PAGE PCT 014								
Vote for not more than 1								
Sabrina Ray.	279	100.00	15	108	149	0		7
COMMITTEEPERSON DU PAGE PCT 015								
Vote for not more than 1								
Thomas E. Braxton, Jr.	281	100.00	10	93	164	0		14
COMMITTEEPERSON DU PAGE PCT 016								
Vote for not more than 1								
Jacqueline L. Traynere	338	100.00	17	123	192	0		6
COMMITTEEPERSON DU PAGE PCT 017								
Vote for not more than 1								
Kenneth Harris.	343	100.00	5	112	216	1		9
COMMITTEEPERSON DU PAGE PCT 018								
Vote for not more than 1								
Maripat Oliver.	277	100.00	7	115	148	0		7
COMMITTEEPERSON DU PAGE PCT 019								
Vote for not more than 1								
NO CANDIDATE FILED	0		0	0	0	0		0
COMMITTEEPERSON DU PAGE PCT 020								
Vote for not more than 1								
NO CANDIDATE FILED	0		0	0	0	0		0
WRITE-IN.	19	100.00	0	9	10	0		0
COMMITTEEPERSON DU PAGE PCT 021								
Vote for not more than 1								
Charlotte Droogan.	280	100.00	7	87	184	0		2
COMMITTEEPERSON DU PAGE PCT 022								
Vote for not more than 1								
Clare J. Foster	293	100.00	12	89	184	0		8

ELECTION SUMMARY

WILL COUNTY, ILLINOIS
GENERAL PRIMARY ELECTION
MARCH 17, 2020
DEMOCRATIC

OFFICIAL RESULTS

RUN DATE:04/07/20 09:12 AM

REPORT-EL45A PAGE 017

	TOTAL VOTES	%	VOTE BY MAIL	EARLY VOTING	ELECTION DAY	PROVISIONAL	POSTMARK	VBM
COMMITTEEPERSON DU PAGE PCT 023								
Vote for not more than 1								
Gloria Andrews.	397	100.00	17	143	227	0		10
COMMITTEEPERSON DU PAGE PCT 024								
Vote for not more than 1								
Ruby Lofton.	279	100.00	9	118	142	0		10
COMMITTEEPERSON DU PAGE PCT 025								
Vote for not more than 1								
NO CANDIDATE FILED	0		0	0	0	0		0
COMMITTEEPERSON DU PAGE PCT 026								
Vote for not more than 1								
James P. Bastounes	240	100.00	4	76	156	0		4
COMMITTEEPERSON DU PAGE PCT 027								
Vote for not more than 1								
Charla Sirtoff.	330	100.00	3	137	185	0		5
COMMITTEEPERSON DU PAGE PCT 028								
Vote for not more than 1								
NO CANDIDATE FILED	0		0	0	0	0		0
COMMITTEEPERSON DU PAGE PCT 029								
Vote for not more than 1								
Kevin Bramwell.	332	100.00	8	83	227	0		14
COMMITTEEPERSON DU PAGE PCT 030								
Vote for not more than 1								
Daryl A Parks	304	100.00	7	108	177	0		12
COMMITTEEPERSON DU PAGE PCT 031								
Vote for not more than 1								
Terri L Ransom.	169	100.00	3	50	112	0		4
COMMITTEEPERSON DU PAGE PCT 032								
Vote for not more than 1								
NO CANDIDATE FILED	0		0	0	0	0		0
COMMITTEEPERSON DU PAGE PCT 033								
Vote for not more than 1								
NO CANDIDATE FILED	0		0	0	0	0		0

ELECTION SUMMARY

WILL COUNTY, ILLINOIS
GENERAL PRIMARY ELECTION
MARCH 17, 2020
DEMOCRATIC

OFFICIAL RESULTS

RUN DATE:04/07/20 09:12 AM

REPORT-EL45A PAGE 018

	TOTAL VOTES	%	VOTE BY MAIL	EARLY VOTING	ELECTION DAY	PROVISIONAL	POSTMARK	VBM
COMMITTEEPERSON DU PAGE PCT 034								
Vote for not more than 1								
John "Jack" McNamara.	192	100.00	16	30	133	0		13
COMMITTEEPERSON DU PAGE PCT 035								
Vote for not more than 1								
Joel Brown	173	100.00	4	28	139	0		2
COMMITTEEPERSON DU PAGE PCT 036								
Vote for not more than 1								
James McConachie	284	100.00	17	38	217	0		12
COMMITTEEPERSON DU PAGE PCT 037								
Vote for not more than 1								
Adriana Trejo	205	100.00	3	19	174	0		9
COMMITTEEPERSON FLORENCE PCT 001								
Vote for not more than 1								
NO CANDIDATE FILED	0		0	0	0	0		0
WRITE-IN.	3	100.00	0	0	3	0		0
COMMITTEEPERSON FRANKFORT PCT 001								
Vote for not more than 1								
Michael A Kilburg.	221	100.00	15	50	147	1		8
COMMITTEEPERSON FRANKFORT PCT 002								
Vote for not more than 1								
NO CANDIDATE FILED	0		0	0	0	0		0
WRITE-IN.	22	100.00	0	15	7	0		0
COMMITTEEPERSON FRANKFORT PCT 003								
Vote for not more than 1								
NO CANDIDATE FILED	0		0	0	0	0		0
COMMITTEEPERSON FRANKFORT PCT 004								
Vote for not more than 1								
NO CANDIDATE FILED	0		0	0	0	0		0
WRITE-IN.	23	100.00	0	6	14	0		3
COMMITTEEPERSON FRANKFORT PCT 005								
Vote for not more than 1								
John Sanchez	290	100.00	19	75	185	0		11
COMMITTEEPERSON FRANKFORT PCT 006								
Vote for not more than 1								
NO CANDIDATE FILED	0		0	0	0	0		0

ELECTION SUMMARY

WILL COUNTY, ILLINOIS
GENERAL PRIMARY ELECTION
MARCH 17, 2020
DEMOCRATIC

OFFICIAL RESULTS

RUN DATE:04/07/20 09:12 AM

REPORT-EL45A PAGE 019

	TOTAL VOTES	%	VOTE BY MAIL	EARLY VOTING	ELECTION DAY	PROVISIONAL	POSTMARK	VBM
COMMITTEEPERSON FRANKFORT PCT 007								
Vote for not more than 1								
Mark A. Cerkenik.	176	100.00	7	51	110	0		8
COMMITTEEPERSON FRANKFORT PCT 008								
Vote for not more than 1								
NO CANDIDATE FILED	0		0	0	0	0		0
COMMITTEEPERSON FRANKFORT PCT 009								
Vote for not more than 1								
H. Ronald Hartman.	177	100.00	9	47	116	0		5
COMMITTEEPERSON FRANKFORT PCT 010								
Vote for not more than 1								
NO CANDIDATE FILED	0		0	0	0	0		0
COMMITTEEPERSON FRANKFORT PCT 011								
Vote for not more than 1								
Susan G. Myers.	115	51.34	10	24	77	0		4
Emily Knutson	109	48.66	3	30	69	0		7
COMMITTEEPERSON FRANKFORT PCT 012								
Vote for not more than 1								
Mary Louise Knoerzer.	189	100.00	4	46	129	0		10
COMMITTEEPERSON FRANKFORT PCT 013								
Vote for not more than 1								
Mary Beth Windberg	176	100.00	9	47	106	0		14
COMMITTEEPERSON FRANKFORT PCT 014								
Vote for not more than 1								
NO CANDIDATE FILED	0		0	0	0	0		0
WRITE-IN.	25	100.00	0	5	20	0		0
COMMITTEEPERSON FRANKFORT PCT 015								
Vote for not more than 1								
Megan Kylie Mata	150	100.00	10	21	114	0		5
COMMITTEEPERSON FRANKFORT PCT 016								
Vote for not more than 1								
NO CANDIDATE FILED	0		0	0	0	0		0
COMMITTEEPERSON FRANKFORT PCT 017								
Vote for not more than 1								
NO CANDIDATE FILED	0		0	0	0	0		0

ELECTION SUMMARY

WILL COUNTY, ILLINOIS
GENERAL PRIMARY ELECTION
MARCH 17, 2020
DEMOCRATIC

OFFICIAL RESULTS

RUN DATE:04/07/20 09:12 AM

REPORT-EL45A PAGE 020

	TOTAL VOTES	%	VOTE BY MAIL	EARLY VOTING	ELECTION DAY	PROVISIONAL	POSTMARK	VBM
COMMITTEEPERSON FRANKFORT PCT 018								
Vote for not more than 1								
Chad Bell	179	100.00	9	27	140	0		3
COMMITTEEPERSON FRANKFORT PCT 019								
Vote for not more than 1								
NO CANDIDATE FILED	0		0	0	0	0		0
COMMITTEEPERSON FRANKFORT PCT 020								
Vote for not more than 1								
Jeanine Rosell.	177	100.00	11	23	134	0		9
COMMITTEEPERSON FRANKFORT PCT 021								
Vote for not more than 1								
NO CANDIDATE FILED	0		0	0	0	0		0
WRITE-IN.	12	100.00	3	1	8	0		0
COMMITTEEPERSON FRANKFORT PCT 022								
Vote for not more than 1								
Emily Biegel	210	100.00	24	75	99	0		12
COMMITTEEPERSON FRANKFORT PCT 023								
Vote for not more than 1								
NO CANDIDATE FILED	0		0	0	0	0		0
COMMITTEEPERSON FRANKFORT PCT 024								
Vote for not more than 1								
Amanda L Koch	256	100.00	9	54	179	0		14
COMMITTEEPERSON FRANKFORT PCT 025								
Vote for not more than 1								
Heather J. Carlasare.	184	100.00	7	44	125	0		8
COMMITTEEPERSON FRANKFORT PCT 026								
Vote for not more than 1								
NO CANDIDATE FILED	0		0	0	0	0		0
COMMITTEEPERSON FRANKFORT PCT 027								
Vote for not more than 1								
James Gutierrez	128	100.00	9	34	83	0		2
COMMITTEEPERSON FRANKFORT PCT 028								
Vote for not more than 1								
Michael Reda	167	66.80	7	32	125	1		2
Fargo Stone.	83	33.20	8	19	53	0		3

ELECTION SUMMARY

WILL COUNTY, ILLINOIS
GENERAL PRIMARY ELECTION
MARCH 17, 2020
DEMOCRATIC

OFFICIAL RESULTS

RUN DATE:04/07/20 09:12 AM

REPORT-EL45A PAGE 021

	TOTAL VOTES	%	VOTE BY MAIL	EARLY VOTING	ELECTION DAY	PROVISIONAL	POSTMARK	VBM
COMMITTEEPERSON GREEN GARDEN PCT 001								
Vote for not more than 1								
Michael P Flanagan	129	100.00	9	21	96	0		3
COMMITTEEPERSON GREEN GARDEN PCT 002								
Vote for not more than 1								
John R Valone	143	100.00	9	27	101	0		6
COMMITTEEPERSON HOMER PCT 001								
Vote for not more than 1								
NO CANDIDATE FILED	0		0	0	0	0		0
COMMITTEEPERSON HOMER PCT 002								
Vote for not more than 1								
NO CANDIDATE FILED	0		0	0	0	0		0
COMMITTEEPERSON HOMER PCT 003								
Vote for not more than 1								
John K Biederman	160	100.00	11	40	102	0		7
COMMITTEEPERSON HOMER PCT 004								
Vote for not more than 1								
NO CANDIDATE FILED	0		0	0	0	0		0
WRITE-IN.	5	100.00	0	2	3	0		0
COMMITTEEPERSON HOMER PCT 005								
Vote for not more than 1								
NO CANDIDATE FILED	0		0	0	0	0		0
COMMITTEEPERSON HOMER PCT 006								
Vote for not more than 1								
NO CANDIDATE FILED	0		0	0	0	0		0
COMMITTEEPERSON HOMER PCT 007								
Vote for not more than 1								
NO CANDIDATE FILED	0		0	0	0	0		0
COMMITTEEPERSON HOMER PCT 008								
Vote for not more than 1								
NO CANDIDATE FILED	0		0	0	0	0		0
COMMITTEEPERSON HOMER PCT 009								
Vote for not more than 1								
NO CANDIDATE FILED	0		0	0	0	0		0

ELECTION SUMMARY

WILL COUNTY, ILLINOIS
GENERAL PRIMARY ELECTION
MARCH 17, 2020
DEMOCRATIC

OFFICIAL RESULTS

RUN DATE:04/07/20 09:12 AM

REPORT-EL45A PAGE 022

	TOTAL VOTES	%	VOTE BY MAIL	EARLY VOTING	ELECTION DAY	PROVISIONAL	POSTMARK VBM
COMMITTEEPERSON HOMER PCT 010							
Vote for not more than 1							
Brandon E Voight	205	100.00	22	42	134	0	7
COMMITTEEPERSON HOMER PCT 011							
Vote for not more than 1							
NO CANDIDATE FILED	0		0	0	0	0	0
COMMITTEEPERSON HOMER PCT 012							
Vote for not more than 1							
Kyle P. Killacky	151	100.00	7	31	107	0	6
COMMITTEEPERSON HOMER PCT 013							
Vote for not more than 1							
NO CANDIDATE FILED	0		0	0	0	0	0
COMMITTEEPERSON HOMER PCT 014							
Vote for not more than 1							
Andrew Englebrecht	285	100.00	9	53	212	0	11
COMMITTEEPERSON HOMER PCT 015							
Vote for not more than 1							
NO CANDIDATE FILED	0		0	0	0	0	0
COMMITTEEPERSON HOMER PCT 016							
Vote for not more than 1							
NO CANDIDATE FILED	0		0	0	0	0	0
COMMITTEEPERSON HOMER PCT 017							
Vote for not more than 1							
NO CANDIDATE FILED	0		0	0	0	0	0
COMMITTEEPERSON HOMER PCT 018							
Vote for not more than 1							
David P Butcher	220	100.00	16	42	150	1	11
COMMITTEEPERSON JACKSON PCT 001							
Vote for not more than 1							
Paul F. Buss	191	100.00	11	38	133	0	9
COMMITTEEPERSON JACKSON PCT 002							
Vote for not more than 1							
Lawrence M. Walsh.	216	100.00	11	55	139	1	10

ELECTION SUMMARY

WILL COUNTY, ILLINOIS
GENERAL PRIMARY ELECTION
MARCH 17, 2020
DEMOCRATIC

OFFICIAL RESULTS

RUN DATE:04/07/20 09:12 AM

REPORT-EL45A PAGE 023

	TOTAL VOTES	%	VOTE BY MAIL	EARLY VOTING	ELECTION DAY	PROVISIONAL	POSTMARK	VBM
COMMITTEEPERSON JOLIET PCT 001								
Vote for not more than 1								
Christine Lunningham.	271	100.00	11	50	200	1		9
COMMITTEEPERSON JOLIET PCT 002								
Vote for not more than 1								
Brian C. Hertzmann	175	100.00	18	31	123	0		3
COMMITTEEPERSON JOLIET PCT 003								
Vote for not more than 1								
Georgene Jaback	160	100.00	5	21	130	0		4
COMMITTEEPERSON JOLIET PCT 004								
Vote for not more than 1								
Alicia Morales.	138	69.35	4	25	109	0		0
Don Duck Dickinson	61	30.65	5	13	39	0		4
COMMITTEEPERSON JOLIET PCT 005								
Vote for not more than 1								
NO CANDIDATE FILED	0		0	0	0	0		0
COMMITTEEPERSON JOLIET PCT 006								
Vote for not more than 1								
Garland L. Mays	212	100.00	8	85	115	0		4
COMMITTEEPERSON JOLIET PCT 007								
Vote for not more than 1								
Henry T Martin Jr.	165	59.35	5	39	120	0		1
Angel Contreras	113	40.65	1	27	83	0		2
COMMITTEEPERSON JOLIET PCT 008								
Vote for not more than 1								
Betty J. Washington	199	100.00	13	48	128	0		10
COMMITTEEPERSON JOLIET PCT 009								
Vote for not more than 1								
Donald F. Seeman	190	98.45	9	24	152	1		4
WRITE-IN.	3	1.55	1	1	1	0		0
COMMITTEEPERSON JOLIET PCT 010								
Vote for not more than 1								
Edward Ferry	212	100.00	11	36	155	0		10

ELECTION SUMMARY

WILL COUNTY, ILLINOIS
GENERAL PRIMARY ELECTION
MARCH 17, 2020
DEMOCRATIC

OFFICIAL RESULTS

RUN DATE:04/07/20 09:12 AM

REPORT-EL45A PAGE 024

	TOTAL VOTES	%	VOTE BY MAIL	EARLY VOTING	ELECTION DAY	PROVISIONAL	POSTMARK	VBM
COMMITTEEPERSON JOLIET PCT 011								
Vote for not more than 1								
NO CANDIDATE FILED	0		0	0	0	0		0
WRITE-IN.	14	100.00	0	6	8	0		0
COMMITTEEPERSON JOLIET PCT 012								
Vote for not more than 1								
John J. Boza	218	100.00	3	39	170	0		6
COMMITTEEPERSON JOLIET PCT 013								
Vote for not more than 1								
Shannon Tipton-Starks	228	100.00	2	75	149	0		2
COMMITTEEPERSON JOLIET PCT 014								
Vote for not more than 1								
NO CANDIDATE FILED	0		0	0	0	0		0
COMMITTEEPERSON JOLIET PCT 015								
Vote for not more than 1								
NO CANDIDATE FILED	0		0	0	0	0		0
WRITE-IN.	26	100.00	0	7	19	0		0
COMMITTEEPERSON JOLIET PCT 016								
Vote for not more than 1								
Archie Gavin	291	100.00	19	63	202	0		7
COMMITTEEPERSON JOLIET PCT 017								
Vote for not more than 1								
Tyler J. Marcum	253	100.00	15	81	154	0		3
COMMITTEEPERSON JOLIET PCT 018								
Vote for not more than 1								
Rosalba "Rosie" Verdin	275	100.00	25	66	175	1		8
COMMITTEEPERSON JOLIET PCT 019								
Vote for not more than 1								
Raymond Slattery	55	21.57	5	12	35	0		3
Quinn Adamowski	73	28.63	3	24	40	1		5
Rachel Ventura.	127	49.80	5	33	83	0		6
COMMITTEEPERSON JOLIET PCT 020								
Vote for not more than 1								
Joseph Carey	164	71.62	25	37	99	0		3
Jeremy Brzycki.	65	28.38	12	19	34	0		0

ELECTION SUMMARY

WILL COUNTY, ILLINOIS
GENERAL PRIMARY ELECTION
MARCH 17, 2020
DEMOCRATIC

OFFICIAL RESULTS

RUN DATE:04/07/20 09:12 AM

REPORT-EL45A PAGE 025

	TOTAL VOTES	%	VOTE BY MAIL	EARLY VOTING	ELECTION DAY	PROVISIONAL	POSTMARK	VBM
COMMITTEEPERSON JOLIET PCT 021								
Vote for not more than 1								
NO CANDIDATE FILED	0		0	0	0	0		0
WRITE-IN.	26	100.00	3	7	15	0		1
COMMITTEEPERSON JOLIET PCT 022								
Vote for not more than 1								
Daniel M. Maher	236	100.00	12	58	159	1		6
COMMITTEEPERSON JOLIET PCT 023								
Vote for not more than 1								
NO CANDIDATE FILED	0		0	0	0	0		0
COMMITTEEPERSON JOLIET PCT 024								
Vote for not more than 1								
NO CANDIDATE FILED	0		0	0	0	0		0
WRITE-IN.	14	100.00	2	5	7	0		0
COMMITTEEPERSON JOLIET PCT 025								
Vote for not more than 1								
NO CANDIDATE FILED	0		0	0	0	0		0
COMMITTEEPERSON JOLIET PCT 026								
Vote for not more than 1								
Robert F. Wisniewski.	85	34.98	4	17	60	0		4
Janet Diaz	158	65.02	3	31	116	0		8
COMMITTEEPERSON JOLIET PCT 027								
Vote for not more than 1								
Patricia Gavin.	95	100.00	0	23	71	0		1
COMMITTEEPERSON JOLIET PCT 028								
Vote for not more than 1								
Jerome Hall.	177	100.00	9	60	104	0		4
COMMITTEEPERSON JOLIET PCT 029								
Vote for not more than 1								
Suzanna M. Ibarra.	193	100.00	4	53	130	0		6
COMMITTEEPERSON JOLIET PCT 030								
Vote for not more than 1								
NO CANDIDATE FILED	0		0	0	0	0		0
COMMITTEEPERSON JOLIET PCT 031								
Vote for not more than 1								
NO CANDIDATE FILED	0		0	0	0	0		0

ELECTION SUMMARY

WILL COUNTY, ILLINOIS
GENERAL PRIMARY ELECTION
MARCH 17, 2020
DEMOCRATIC

OFFICIAL RESULTS

RUN DATE:04/07/20 09:12 AM

REPORT-EL45A PAGE 026

	TOTAL VOTES	%	VOTE BY MAIL	EARLY VOTING	ELECTION DAY	PROVISIONAL	POSTMARK	VBM
COMMITTEEPERSON JOLIET PCT 032								
Vote for not more than 1								
Rodney K. Parker Sr..	246	100.00	6	67	165	2		6
COMMITTEEPERSON JOLIET PCT 033								
Vote for not more than 1								
NO CANDIDATE FILED	0		0	0	0	0		0
COMMITTEEPERSON JOLIET PCT 034								
Vote for not more than 1								
NO CANDIDATE FILED	0		0	0	0	0		0
COMMITTEEPERSON JOLIET PCT 035								
Vote for not more than 1								
NO CANDIDATE FILED	0		0	0	0	0		0
COMMITTEEPERSON JOLIET PCT 036								
Vote for not more than 1								
Saul Brass	158	61.48	6	55	88	0		9
William Palmer.	99	38.52	4	35	58	0		2
COMMITTEEPERSON JOLIET PCT 037								
Vote for not more than 1								
NO CANDIDATE FILED	0		0	0	0	0		0
COMMITTEEPERSON LOCKPORT PCT 001								
Vote for not more than 1								
John Overend	366	100.00	43	62	239	0		22
COMMITTEEPERSON LOCKPORT PCT 002								
Vote for not more than 1								
NO CANDIDATE FILED	0		0	0	0	0		0
COMMITTEEPERSON LOCKPORT PCT 003								
Vote for not more than 1								
Juan D. Cervantes.	247	100.00	7	31	198	0		11
COMMITTEEPERSON LOCKPORT PCT 004								
Vote for not more than 1								
Anthony Deliberto II.	199	100.00	17	33	141	0		8
COMMITTEEPERSON LOCKPORT PCT 005								
Vote for not more than 1								
Ronald R. Alberico	177	100.00	9	48	113	0		7

ELECTION SUMMARY

WILL COUNTY, ILLINOIS
GENERAL PRIMARY ELECTION
MARCH 17, 2020
DEMOCRATIC

OFFICIAL RESULTS

RUN DATE:04/07/20 09:12 AM

REPORT-EL45A PAGE 027

	TOTAL VOTES	%	VOTE BY MAIL	EARLY VOTING	ELECTION DAY	PROVISIONAL	POSTMARK	VBM
COMMITTEEPERSON LOCKPORT PCT 006								
Vote for not more than 1								
NO CANDIDATE FILED *	0		0	0	0	0		0
COMMITTEEPERSON LOCKPORT PCT 007								
Vote for not more than 1								
Richard (Rick) Gougis III *	315	100.00	3	27	280	1		4
COMMITTEEPERSON LOCKPORT PCT 008								
Vote for not more than 1								
NO CANDIDATE FILED *	0		0	0	0	0		0
COMMITTEEPERSON LOCKPORT PCT 009								
Vote for not more than 1								
Kenneth C Griffin. . . . *	416	100.00	41	84	272	0		19
COMMITTEEPERSON LOCKPORT PCT 010								
Vote for not more than 1								
Dean M. Morelli *	243	100.00	16	51	171	0		5
COMMITTEEPERSON LOCKPORT PCT 011								
Vote for not more than 1								
Christopher D Langheld *	212	100.00	10	67	125	0		10
COMMITTEEPERSON LOCKPORT PCT 012								
Vote for not more than 1								
NO CANDIDATE FILED *	0		0	0	0	0		0
COMMITTEEPERSON LOCKPORT PCT 013								
Vote for not more than 1								
Denise Mushro-Rumchak *	408	100.00	36	85	268	0		19
COMMITTEEPERSON LOCKPORT PCT 014								
Vote for not more than 1								
Norbert Likar *	223	100.00	9	38	167	1		8
COMMITTEEPERSON LOCKPORT PCT 015								
Vote for not more than 1								
NO CANDIDATE FILED *	0		0	0	0	0		0
COMMITTEEPERSON LOCKPORT PCT 016								
Vote for not more than 1								
NO CANDIDATE FILED *	0		0	0	0	0		0

ELECTION SUMMARY

WILL COUNTY, ILLINOIS
GENERAL PRIMARY ELECTION
MARCH 17, 2020
DEMOCRATIC

OFFICIAL RESULTS

RUN DATE:04/07/20 09:12 AM

REPORT-EL45A PAGE 028

	TOTAL VOTES	%	VOTE BY MAIL	EARLY VOTING	ELECTION DAY	PROVISIONAL	POSTMARK	VBM
COMMITTEEPERSON LOCKPORT PCT 017								
Vote for not more than 1								
Sonni Choi Williams	237	100.00	15	90	124	0		8
COMMITTEEPERSON LOCKPORT PCT 018								
Vote for not more than 1								
Karen M. Johnson	228	100.00	15	81	119	1		12
COMMITTEEPERSON LOCKPORT PCT 019								
Vote for not more than 1								
NO CANDIDATE FILED	0		0	0	0	0		0
COMMITTEEPERSON LOCKPORT PCT 020								
Vote for not more than 1								
John Batusich	217	100.00	20	52	136	0		9
COMMITTEEPERSON LOCKPORT PCT 021								
Vote for not more than 1								
Sherry Williams	206	100.00	12	34	148	0		12
COMMITTEEPERSON LOCKPORT PCT 022								
Vote for not more than 1								
Raymond R. Soliman	171	100.00	5	29	131	0		6
COMMITTEEPERSON LOCKPORT PCT 023								
Vote for not more than 1								
Mary Ann Williamson	144	100.00	2	13	122	0		7
COMMITTEEPERSON LOCKPORT PCT 024								
Vote for not more than 1								
Danganetta Harris.	192	100.00	7	28	152	0		5
COMMITTEEPERSON MANHATTAN PCT 001								
Vote for not more than 1								
James M. Doyle.	165	100.00	7	34	116	1		7
COMMITTEEPERSON MANHATTAN PCT 002								
Vote for not more than 1								
Barbara J. Daugherty.	225	100.00	8	33	174	0		10
COMMITTEEPERSON MANHATTAN PCT 003								
Vote for not more than 1								
Erin E. McDonough.	240	100.00	14	44	170	0		12

ELECTION SUMMARY

WILL COUNTY, ILLINOIS
GENERAL PRIMARY ELECTION
MARCH 17, 2020
DEMOCRATIC

OFFICIAL RESULTS

RUN DATE:04/07/20 09:12 AM

REPORT-EL45A PAGE 029

	TOTAL VOTES	%	VOTE BY MAIL	EARLY VOTING	ELECTION DAY	PROVISIONAL	POSTMARK	VBM
COMMITTEEPERSON MANHATTAN PCT 004								
Vote for not more than 1								
David L. Beemsterboer.	190	100.00	3	39	138	0		10
COMMITTEEPERSON MONEE PCT 001								
Vote for not more than 1								
Calvin Lacefield	201	100.00	21	43	125	0		12
COMMITTEEPERSON MONEE PCT 002								
Vote for not more than 1								
Todd C. Hall	219	73.24	4	31	176	1		7
Larry L. Wayne.	80	26.76	4	23	51	0		2
COMMITTEEPERSON MONEE PCT 003								
Vote for not more than 1								
Billy Morgan	207	100.00	8	64	132	0		3
COMMITTEEPERSON MONEE PCT 004								
Vote for not more than 1								
Amie L. Brown	268	100.00	7	53	199	0		9
COMMITTEEPERSON MONEE PCT 005								
Vote for not more than 1								
Ronald Poindexter.	298	100.00	5	23	260	4		6
COMMITTEEPERSON MONEE PCT 006								
Vote for not more than 1								
Bobby R. Lathan Sr	92	37.10	1	11	73	0		7
Sonia Jenkins	156	62.90	7	14	132	0		3
COMMITTEEPERSON MONEE PCT 007								
Vote for not more than 1								
Joe E. Lovelace	168	47.73	6	15	141	0		6
Deborah J. Stroud.	184	52.27	9	23	147	0		5
COMMITTEEPERSON MONEE PCT 008								
Vote for not more than 1								
Maurice "Mo" Brown	165	100.00	11	19	130	1		4
COMMITTEEPERSON NEW LENOX PCT 001								
Vote for not more than 1								
Nicholas W Baffes.	173	100.00	11	36	117	2		7
COMMITTEEPERSON NEW LENOX PCT 002								
Vote for not more than 1								
Americo Picchi.	144	100.00	5	37	89	0		13

ELECTION SUMMARY

WILL COUNTY, ILLINOIS
GENERAL PRIMARY ELECTION
MARCH 17, 2020
DEMOCRATIC

OFFICIAL RESULTS

RUN DATE:04/07/20 09:12 AM

REPORT-EL45A PAGE 030

	TOTAL VOTES	%	VOTE BY MAIL	EARLY VOTING	ELECTION DAY	PROVISIONAL	POSTMARK	VBM
COMMITTEEPERSON NEW LENOX PCT 003								
Vote for not more than 1								
NO CANDIDATE FILED *	0		0	0	0	0		0
WRITE-IN. . . . *	7	100.00	0	2	3	0		2
COMMITTEEPERSON NEW LENOX PCT 004								
Vote for not more than 1								
Laura Kinnan *	124	100.00	8	27	87	0		2
COMMITTEEPERSON NEW LENOX PCT 005								
Vote for not more than 1								
Scott Pyles. . . . *	162	100.00	11	53	94	0		4
COMMITTEEPERSON NEW LENOX PCT 006								
Vote for not more than 1								
NO CANDIDATE FILED *	0		0	0	0	0		0
COMMITTEEPERSON NEW LENOX PCT 007								
Vote for not more than 1								
NO CANDIDATE FILED *	0		0	0	0	0		0
COMMITTEEPERSON NEW LENOX PCT 008								
Vote for not more than 1								
NO CANDIDATE FILED *	0		0	0	0	0		0
COMMITTEEPERSON NEW LENOX PCT 009								
Vote for not more than 1								
NO CANDIDATE FILED *	0		0	0	0	0		0
WRITE-IN. . . . *	17	100.00	0	4	9	0		4
COMMITTEEPERSON NEW LENOX PCT 010								
Vote for not more than 1								
NO CANDIDATE FILED *	0		0	0	0	0		0
COMMITTEEPERSON NEW LENOX PCT 011								
Vote for not more than 1								
Nora Gruenberg. . . . *	223	100.00	4	74	141	1		3
COMMITTEEPERSON NEW LENOX PCT 012								
Vote for not more than 1								
Sheana McCarthy *	146	100.00	4	36	100	0		6
COMMITTEEPERSON NEW LENOX PCT 013								
Vote for not more than 1								
NO CANDIDATE FILED *	0		0	0	0	0		0

ELECTION SUMMARY

WILL COUNTY, ILLINOIS
GENERAL PRIMARY ELECTION
MARCH 17, 2020
DEMOCRATIC

OFFICIAL RESULTS

RUN DATE:04/07/20 09:12 AM

REPORT-EL45A PAGE 031

	TOTAL VOTES	%	VOTE BY MAIL	EARLY VOTING	ELECTION DAY	PROVISIONAL	POSTMARK	VBM
COMMITTEEPERSON NEW LENOX PCT 014								
Vote for not more than 1								
Larry Gilman	257	100.00	16	71	162	0		8
COMMITTEEPERSON NEW LENOX PCT 015								
Vote for not more than 1								
Jeremiah J Gericke	147	100.00	12	54	69	0		12
COMMITTEEPERSON NEW LENOX PCT 016								
Vote for not more than 1								
Annette Vogt	217	100.00	11	66	129	0		11
COMMITTEEPERSON NEW LENOX PCT 017								
Vote for not more than 1								
Erin Moncek.	167	100.00	12	50	95	0		10
COMMITTEEPERSON NEW LENOX PCT 018								
Vote for not more than 1								
Alex Vancina	184	100.00	12	33	132	0		7
COMMITTEEPERSON NEW LENOX PCT 019								
Vote for not more than 1								
Jason Raidbard.	228	100.00	12	55	142	1		18
COMMITTEEPERSON NEW LENOX PCT 020								
Vote for not more than 1								
Tim Rossborough	228	100.00	10	60	148	1		9
COMMITTEEPERSON PEOTONE PCT 001								
Vote for not more than 1								
Jennifer Younker	196	100.00	14	12	162	0		8
COMMITTEEPERSON PEOTONE PCT 002								
Vote for not more than 1								
NO CANDIDATE FILED	0		0	0	0	0		0
COMMITTEEPERSON PLAINFIELD PCT 001								
Vote for not more than 1								
Mary Kay Ludemann.	248	100.00	18	56	157	0		17
COMMITTEEPERSON PLAINFIELD PCT 002								
Vote for not more than 1								
NO CANDIDATE FILED	0		0	0	0	0		0

ELECTION SUMMARY

WILL COUNTY, ILLINOIS
GENERAL PRIMARY ELECTION
MARCH 17, 2020
DEMOCRATIC

OFFICIAL RESULTS

RUN DATE:04/07/20 09:12 AM

REPORT-EL45A PAGE 032

	TOTAL VOTES	%	VOTE BY MAIL	EARLY VOTING	ELECTION DAY	PROVISIONAL	POSTMARK	VBM
COMMITTEEPERSON PLAINFIELD PCT 003								
Vote for not more than 1								
Kevin J Nickel	156	100.00	11	41	95	0		9
COMMITTEEPERSON PLAINFIELD PCT 004								
Vote for not more than 1								
NO CANDIDATE FILED	0		0	0	0	0		0
WRITE-IN.	16	100.00	1	3	12	0		0
COMMITTEEPERSON PLAINFIELD PCT 005								
Vote for not more than 1								
NO CANDIDATE FILED	0		0	0	0	0		0
COMMITTEEPERSON PLAINFIELD PCT 006								
Vote for not more than 1								
NO CANDIDATE FILED	0		0	0	0	0		0
COMMITTEEPERSON PLAINFIELD PCT 007								
Vote for not more than 1								
NO CANDIDATE FILED	0		0	0	0	0		0
COMMITTEEPERSON PLAINFIELD PCT 008								
Vote for not more than 1								
NO CANDIDATE FILED	0		0	0	0	0		0
COMMITTEEPERSON PLAINFIELD PCT 009								
Vote for not more than 1								
Lauren Las	225	100.00	14	60	141	0		10
COMMITTEEPERSON PLAINFIELD PCT 010								
Vote for not more than 1								
NO CANDIDATE FILED	0		0	0	0	0		0
WRITE-IN.	11	100.00	0	3	8	0		0
COMMITTEEPERSON PLAINFIELD PCT 011								
Vote for not more than 1								
NO CANDIDATE FILED	0		0	0	0	0		0
COMMITTEEPERSON PLAINFIELD PCT 012								
Vote for not more than 1								
September Skeen	307	100.00	9	32	257	1		8
COMMITTEEPERSON PLAINFIELD PCT 013								
Vote for not more than 1								
Crystal Nicole Contreras	304	100.00	13	100	182	0		9

ELECTION SUMMARY

WILL COUNTY, ILLINOIS
GENERAL PRIMARY ELECTION
MARCH 17, 2020
DEMOCRATIC

OFFICIAL RESULTS

RUN DATE:04/07/20 09:12 AM

REPORT-EL45A PAGE 033

	TOTAL VOTES	%	VOTE BY MAIL	EARLY VOTING	ELECTION DAY	PROVISIONAL	POSTMARK	VBM
COMMITTEEPERSON PLAINFIELD PCT 014								
Vote for not more than 1								
Michael "Mike" Keniley	200	100.00	6	64	123	0		7
COMMITTEEPERSON PLAINFIELD PCT 015								
Vote for not more than 1								
Mica Freeman	202	100.00	9	57	125	0		11
COMMITTEEPERSON PLAINFIELD PCT 016								
Vote for not more than 1								
NO CANDIDATE FILED	0		0	0	0	0		0
COMMITTEEPERSON PLAINFIELD PCT 017								
Vote for not more than 1								
NO CANDIDATE FILED	0		0	0	0	0		0
WRITE-IN.	31	100.00	1	4	25	0		1
COMMITTEEPERSON PLAINFIELD PCT 018								
Vote for not more than 1								
A. Murri Briel.	252	100.00	7	41	197	0		7
COMMITTEEPERSON PLAINFIELD PCT 019								
Vote for not more than 1								
NO CANDIDATE FILED	0		0	0	0	0		0
COMMITTEEPERSON PLAINFIELD PCT 020								
Vote for not more than 1								
Kevin M. Clancy	246	100.00	19	50	163	0		14
COMMITTEEPERSON PLAINFIELD PCT 021								
Vote for not more than 1								
Marc Ragusa.	192	100.00	13	46	125	1		7
COMMITTEEPERSON PLAINFIELD PCT 022								
Vote for not more than 1								
Mark Ferry	232	100.00	16	47	153	1		15
COMMITTEEPERSON PLAINFIELD PCT 023								
Vote for not more than 1								
NO CANDIDATE FILED	0		0	0	0	0		0
COMMITTEEPERSON PLAINFIELD PCT 024								
Vote for not more than 1								
Tim A. Jarvis	190	100.00	14	39	131	0		6

ELECTION SUMMARY

WILL COUNTY, ILLINOIS
GENERAL PRIMARY ELECTION
MARCH 17, 2020
DEMOCRATIC

OFFICIAL RESULTS

RUN DATE:04/07/20 09:12 AM

REPORT-EL45A PAGE 034

	TOTAL VOTES	%	VOTE BY MAIL	EARLY VOTING	ELECTION DAY	PROVISIONAL	POSTMARK	VBM
COMMITTEEPERSON PLAINFIELD PCT 025								
Vote for not more than 1								
NO CANDIDATE FILED	0		0	0	0	0		0
WRITE-IN.	29	100.00	0	8	21	0		0
COMMITTEEPERSON PLAINFIELD PCT 026								
Vote for not more than 1								
NO CANDIDATE FILED	0		0	0	0	0		0
COMMITTEEPERSON PLAINFIELD PCT 027								
Vote for not more than 1								
Phil Sheets.	285	100.00	10	30	232	0		13
COMMITTEEPERSON PLAINFIELD PCT 028								
Vote for not more than 1								
NO CANDIDATE FILED	0		0	0	0	0		0
WRITE-IN.	24	100.00	0	5	19	0		0
COMMITTEEPERSON PLAINFIELD PCT 029								
Vote for not more than 1								
Nicholas Kaminski.	222	100.00	17	22	176	1		6
COMMITTEEPERSON PLAINFIELD PCT 030								
Vote for not more than 1								
Bill Thoman.	218	100.00	9	40	157	1		11
COMMITTEEPERSON PLAINFIELD PCT 031								
Vote for not more than 1								
NO CANDIDATE FILED	0		0	0	0	0		0
WRITE-IN.	23	100.00	0	5	18	0		0
COMMITTEEPERSON PLAINFIELD PCT 032								
Vote for not more than 1								
Charles B. Pelkie Jr.	212	100.00	15	42	150	0		5
COMMITTEEPERSON PLAINFIELD PCT 033								
Vote for not more than 1								
Alan LaVeille	216	100.00	18	58	135	0		5
COMMITTEEPERSON PLAINFIELD PCT 034								
Vote for not more than 1								
Jill Doyle	206	100.00	5	32	165	0		4
COMMITTEEPERSON PLAINFIELD PCT 035								
Vote for not more than 1								
Christine Bright	266	100.00	5	43	212	0		6

ELECTION SUMMARY

WILL COUNTY, ILLINOIS
GENERAL PRIMARY ELECTION
MARCH 17, 2020
DEMOCRATIC

OFFICIAL RESULTS

RUN DATE:04/07/20 09:12 AM

REPORT-EL45A PAGE 035

	TOTAL VOTES	%	VOTE BY MAIL	EARLY VOTING	ELECTION DAY	PROVISIONAL	POSTMARK	VBM
COMMITTEEPERSON REED PCT 001								
Vote for not more than 1								
NO CANDIDATE FILED	0		0	0	0	0		0
COMMITTEEPERSON REED PCT 002								
Vote for not more than 1								
NO CANDIDATE FILED	0		0	0	0	0		0
COMMITTEEPERSON REED PCT 003								
Vote for not more than 1								
NO CANDIDATE FILED	0		0	0	0	0		0
COMMITTEEPERSON TROY PCT 001								
Vote for not more than 1								
NO CANDIDATE FILED	0		0	0	0	0		0
COMMITTEEPERSON TROY PCT 002								
Vote for not more than 1								
Janean Jackson.	241	100.00	16	53	165	1		6
COMMITTEEPERSON TROY PCT 003								
Vote for not more than 1								
NO CANDIDATE FILED	0		0	0	0	0		0
COMMITTEEPERSON TROY PCT 004								
Vote for not more than 1								
NO CANDIDATE FILED	0		0	0	0	0		0
COMMITTEEPERSON TROY PCT 005								
Vote for not more than 1								
John J Berta	177	100.00	19	53	97	0		8
COMMITTEEPERSON TROY PCT 006								
Vote for not more than 1								
NO CANDIDATE FILED	0		0	0	0	0		0
COMMITTEEPERSON TROY PCT 007								
Vote for not more than 1								
Jason Cappel	320	100.00	15	78	198	0		29
COMMITTEEPERSON TROY PCT 008								
Vote for not more than 1								
Thomas Earls	136	38.75	6	48	78	1		3
Michael Stapp	215	61.25	7	66	128	0		14

ELECTION SUMMARY

WILL COUNTY, ILLINOIS
GENERAL PRIMARY ELECTION
MARCH 17, 2020
DEMOCRATIC

OFFICIAL RESULTS

RUN DATE:04/07/20 09:12 AM

REPORT-EL45A PAGE 036

	TOTAL VOTES	%	VOTE BY MAIL	EARLY VOTING	ELECTION DAY	PROVISIONAL	POSTMARK	VBM
COMMITTEEPERSON TROY PCT 009								
Vote for not more than 1								
Helen L. Gibson	189	100.00	12	45	129	0		3
COMMITTEEPERSON TROY PCT 010								
Vote for not more than 1								
NO CANDIDATE FILED	0		0	0	0	0		0
COMMITTEEPERSON TROY PCT 011								
Vote for not more than 1								
Shawn M. Stachelski	257	100.00	21	77	148	0		11
COMMITTEEPERSON TROY PCT 012								
Vote for not more than 1								
Thomas Lancaster	236	100.00	13	66	152	0		5
COMMITTEEPERSON TROY PCT 013								
Vote for not more than 1								
Brian Gimbel	372	100.00	39	138	175	0		20
COMMITTEEPERSON TROY PCT 014								
Vote for not more than 1								
Lorraine Guerrero Neumayer.	169	69.83	7	54	94	0		14
Nick Kurtyak	73	30.17	4	22	44	0		3
COMMITTEEPERSON TROY PCT 015								
Vote for not more than 1								
Jeffrey M Boetto	232	100.00	16	41	164	0		11
COMMITTEEPERSON TROY PCT 016								
Vote for not more than 1								
Thomas Moretti.	273	100.00	28	77	141	0		27
COMMITTEEPERSON TROY PCT 017								
Vote for not more than 1								
Tim Hunter	213	100.00	6	63	134	0		10
COMMITTEEPERSON TROY PCT 018								
Vote for not more than 1								
Anthony Rohr	219	100.00	9	53	149	0		8
COMMITTEEPERSON TROY PCT 019								
Vote for not more than 1								
NO CANDIDATE FILED	0		0	0	0	0		0

ELECTION SUMMARY

WILL COUNTY, ILLINOIS
GENERAL PRIMARY ELECTION
MARCH 17, 2020
DEMOCRATIC

OFFICIAL RESULTS

RUN DATE:04/07/20 09:12 AM

REPORT-EL45A PAGE 037

	TOTAL VOTES	%	VOTE BY MAIL	EARLY VOTING	ELECTION DAY	PROVISIONAL	POSTMARK	VBM
COMMITTEEPERSON TROY PCT 020								
Vote for not more than 1								
Moir K. Dunn	245	100.00	10	65	162	1		7
COMMITTEEPERSON TROY PCT 021								
Vote for not more than 1								
Christopher Brophy	209	100.00	1	52	150	0		6
COMMITTEEPERSON TROY PCT 022								
Vote for not more than 1								
NO CANDIDATE FILED	0		0	0	0	0		0
WRITE-IN.	7	100.00	0	0	7	0		0
COMMITTEEPERSON WASHINGTON PCT 001								
Vote for not more than 1								
NO CANDIDATE FILED	0		0	0	0	0		0
COMMITTEEPERSON WASHINGTON PCT 002								
Vote for not more than 1								
NO CANDIDATE FILED	0		0	0	0	0		0
COMMITTEEPERSON WASHINGTON PCT 003								
Vote for not more than 1								
NO CANDIDATE FILED	0		0	0	0	0		0
COMMITTEEPERSON WESLEY PCT 001								
Vote for not more than 1								
Kathleen A. Kennedy	111	100.00	6	5	93	1		6
COMMITTEEPERSON WHEATLAND PCT 001								
Vote for not more than 1								
NO CANDIDATE FILED	0		0	0	0	0		0
COMMITTEEPERSON WHEATLAND PCT 002								
Vote for not more than 1								
Cynthia Mundell	436	100.00	51	230	137	1		17
COMMITTEEPERSON WHEATLAND PCT 003								
Vote for not more than 1								
Brian D. Saucier	272	100.00	5	60	189	4		14
COMMITTEEPERSON WHEATLAND PCT 004								
Vote for not more than 1								
NO CANDIDATE FILED	0		0	0	0	0		0

ELECTION SUMMARY

WILL COUNTY, ILLINOIS
GENERAL PRIMARY ELECTION
MARCH 17, 2020
DEMOCRATIC

OFFICIAL RESULTS

RUN DATE:04/07/20 09:12 AM

REPORT-EL45A PAGE 038

	TOTAL VOTES	%	VOTE BY MAIL	EARLY VOTING	ELECTION DAY	PROVISIONAL	POSTMARK	VBM
COMMITTEEPERSON WHEATLAND PCT 005								
Vote for not more than 1								
Rhea Waghray	299	100.00	13	70	205	0		11
COMMITTEEPERSON WHEATLAND PCT 006								
Vote for not more than 1								
NO CANDIDATE FILED	0		0	0	0	0		0
COMMITTEEPERSON WHEATLAND PCT 007								
Vote for not more than 1								
NO CANDIDATE FILED	0		0	0	0	0		0
COMMITTEEPERSON WHEATLAND PCT 008								
Vote for not more than 1								
Wendy Biondo	291	100.00	24	52	201	0		14
COMMITTEEPERSON WHEATLAND PCT 009								
Vote for not more than 1								
James Kopchok	357	100.00	20	120	197	1		19
COMMITTEEPERSON WHEATLAND PCT 010								
Vote for not more than 1								
Hale Landes.	250	100.00	15	68	148	3		16
COMMITTEEPERSON WHEATLAND PCT 011								
Vote for not more than 1								
Michael Allen	380	100.00	17	143	194	1		25
COMMITTEEPERSON WHEATLAND PCT 012								
Vote for not more than 1								
NO CANDIDATE FILED	0		0	0	0	0		0
COMMITTEEPERSON WHEATLAND PCT 013								
Vote for not more than 1								
NO CANDIDATE FILED	0		0	0	0	0		0
COMMITTEEPERSON WHEATLAND PCT 014								
Vote for not more than 1								
Kelly Hickey	297	100.00	19	92	168	0		18
COMMITTEEPERSON WHEATLAND PCT 015								
Vote for not more than 1								
Robert Saville.	244	100.00	10	79	139	0		16

ELECTION SUMMARY

WILL COUNTY, ILLINOIS
GENERAL PRIMARY ELECTION
MARCH 17, 2020
DEMOCRATIC

OFFICIAL RESULTS

RUN DATE:04/07/20 09:12 AM

REPORT-EL45A PAGE 039

	TOTAL VOTES	%	VOTE BY MAIL	EARLY VOTING	ELECTION DAY	PROVISIONAL	POSTMARK	VBM
COMMITTEEPERSON WHEATLAND PCT 016								
Vote for not more than 1								
NO CANDIDATE FILED *	0		0	0	0	0		0
WRITE-IN. . . . *	19	100.00	2	4	12	0		1
COMMITTEEPERSON WHEATLAND PCT 017								
Vote for not more than 1								
NO CANDIDATE FILED *	0		0	0	0	0		0
COMMITTEEPERSON WHEATLAND PCT 018								
Vote for not more than 1								
Richard A. Novak *	267	100.00	15	78	161	0		13
COMMITTEEPERSON WHEATLAND PCT 019								
Vote for not more than 1								
Nick Palmer. . . . *	288	100.00	10	72	188	0		18
COMMITTEEPERSON WHEATLAND PCT 020								
Vote for not more than 1								
NO CANDIDATE FILED *	0		0	0	0	0		0
COMMITTEEPERSON WHEATLAND PCT 021								
Vote for not more than 1								
NO CANDIDATE FILED *	0		0	0	0	0		0
COMMITTEEPERSON WHEATLAND PCT 022								
Vote for not more than 1								
Joseph Giamanco *	353	100.00	24	95	217	0		17
COMMITTEEPERSON WHEATLAND PCT 023								
Vote for not more than 1								
Carrie Jackson. . . . *	194	65.32	14	36	133	0		11
Hannah Jurik *	103	34.68	6	17	71	0		9
COMMITTEEPERSON WHEATLAND PCT 024								
Vote for not more than 1								
Brianne Cap. . . . *	127	58.26	6	29	86	0		6
Marc Poulos. . . . *	91	41.74	0	25	63	0		3
COMMITTEEPERSON WHEATLAND PCT 025								
Vote for not more than 1								
NO CANDIDATE FILED *	0		0	0	0	0		0
WRITE-IN. . . . *	16	100.00	1	3	12	0		0

ELECTION SUMMARY

WILL COUNTY, ILLINOIS
GENERAL PRIMARY ELECTION
MARCH 17, 2020
DEMOCRATIC

OFFICIAL RESULTS

RUN DATE:04/07/20 09:12 AM

REPORT-EL45A PAGE 040

	TOTAL VOTES	%	VOTE BY MAIL	EARLY VOTING	ELECTION DAY	PROVISIONAL	POSTMARK	VBM
COMMITTEEPERSON WHEATLAND PCT 026								
Vote for not more than 1								
NO CANDIDATE FILED *	0		0	0	0	0		0
COMMITTEEPERSON WHEATLAND PCT 027								
Vote for not more than 1								
Michael Crowner *	405	100.00	2	111	275	1		16
COMMITTEEPERSON WHEATLAND PCT 028								
Vote for not more than 1								
NO CANDIDATE FILED *	0		0	0	0	0		0
COMMITTEEPERSON WHEATLAND PCT 029								
Vote for not more than 1								
David A. Pijan. . . . *	280	100.00	16	59	181	1		23
COMMITTEEPERSON WHEATLAND PCT 030								
Vote for not more than 1								
Jason Rausch *	247	100.00	16	57	165	0		9
COMMITTEEPERSON WHEATLAND PCT 031								
Vote for not more than 1								
Emma N. Benson. . . . *	277	100.00	10	86	174	0		7
COMMITTEEPERSON WHEATLAND PCT 032								
Vote for not more than 1								
NO CANDIDATE FILED *	0		0	0	0	0		0
COMMITTEEPERSON WHEATLAND PCT 033								
Vote for not more than 1								
Edward J. Bugg. . . . *	392	100.00	16	133	233	0		10
COMMITTEEPERSON WHEATLAND PCT 034								
Vote for not more than 1								
Meta Mueller *	450	100.00	21	113	295	2		19
COMMITTEEPERSON WILL PCT 001								
Vote for not more than 1								
NO CANDIDATE FILED *	0		0	0	0	0		0
COMMITTEEPERSON WILMINGTON PCT 001								
Vote for not more than 1								
NO CANDIDATE FILED *	0		0	0	0	0		0

ELECTION SUMMARY

WILL COUNTY, ILLINOIS
GENERAL PRIMARY ELECTION
MARCH 17, 2020
DEMOCRATIC

OFFICIAL RESULTS

RUN DATE:04/07/20 09:12 AM

REPORT-EL45A PAGE 041

	TOTAL VOTES	%	VOTE BY MAIL	EARLY VOTING	ELECTION DAY	PROVISIONAL	POSTMARK	VBM
COMMITTEEPERSON WILMINGTON PCT 002								
Vote for not more than 1								
Susan Kiper.	113	100.00	7	12	89	0		5
COMMITTEEPERSON WILMINGTON PCT 003								
Vote for not more than 1								
Joe Van Duyne	131	100.00	7	5	109	0		10
COMMITTEEPERSON WILTON PCT 001								
Vote for not more than 1								
NO CANDIDATE FILED	0		0	0	0	0		0

ELECTION SUMMARY

WILL COUNTY, ILLINOIS
GENERAL PRIMARY ELECTION
MARCH 17, 2020

OFFICIAL RESULTS

RUN DATE:04/07/20 09:14 AM

REPORT-EL45A PAGE 001

	TOTAL VOTES	%	VOTE BY MAIL	EARLY VOTING	ELECTION DAY	PROVISIONAL	POSTMARK	VBM
CITY OF NAPERVILLE REFERENDUM								
Vote for not more than 1								
YES	5,066	49.11	304	1,460	3,014	9		279
NO.	5,250	50.89	277	1,509	3,225	5		234
VILLAGE OF BEECHER REFERENDUM								
Vote for not more than 1								
YES	365	51.77	18	41	289	0		17
NO.	340	48.23	11	42	284	0		3
VILLAGE OF LEMONT REFERENDUM								
Vote for not more than 1								
YES	0		0	0	0	0		0
NO.	0		0	0	0	0		0
VILLAGE OF ROCKDALE REFERENDUM ALLOW ADULT CANNABIS USE								
Vote for not more than 1								
YES	178	55.63	6	20	148	0		4
NO.	142	44.38	3	18	121	0		0
VILLAGE OF ROCKDALE REFERENDUM PERMANENTLY CLOSE MEADOW AVENUE								
Vote for not more than 1								
YES	106	33.23	3	11	89	0		3
NO.	213	66.77	6	27	180	0		0
WILTON TOWNSHIP REFERENDUM								
Vote for not more than 1								
YES	103	34.56	5	2	91	0		5
NO.	195	65.44	17	4	169	0		5
ISLAND PARK DISTRICT REFERENDUM								
Vote for not more than 1								
YES	229	26.94	14	17	190	0		8
NO.	621	73.06	56	26	506	1		32
NEW LENOX PUBLIC LIBRARY DISTRICT REFERENDUM								
Vote for not more than 1								
YES	3,930	56.90	137	1,128	2,476	5		184
NO.	2,977	43.10	200	797	1,860	1		119
OSWEGO CUSD 308 REFERENDUM								
Vote for not more than 1								
YES	1,471	58.77	35	467	924	3		42
NO.	1,032	41.23	76	223	692	1		40

ELECTION SUMMARY

WILL COUNTY, ILLINOIS
GENERAL PRIMARY ELECTION
MARCH 17, 2020

OFFICIAL RESULTS

RUN DATE:04/07/20 09:14 AM

REPORT-EL45A PAGE 002

	TOTAL VOTES	%	VOTE BY MAIL	EARLY VOTING	ELECTION DAY	PROVISIONAL	POSTMARK	VBM
PEOTONE CUSD 207U REFERENDUM								
Vote for not more than 1								
YES	1,342	44.44	95	116	1,085	0		46
NO.	1,678	55.56	90	114	1,420	1		53
EAST JOLIET FIRE PROTECTION DISTRICT REFERENDUM								
Vote for not more than 1								
YES	1,341	77.92	49	330	924	1		37
NO.	380	22.08	21	91	256	0		12
LOCKPORT TWP FIRE PROTECTION DISTRICT REFERENDUM								
Vote for not more than 1								
YES	7,157	57.99	408	1,305	5,155	7		282
NO.	5,185	42.01	359	1,036	3,581	7		202

DEMOCRATIC PARTY



PRESIDENT SUMMARY

(Ballots Cast Statistics)
(Includes by Congressional District)

LAUREN STALEY FERRY

WILL COUNTY CLERK

www.thewillcountyclerk.com

ABSTRACT OF VOTES

 WILL COUNTY, ILLINOIS
 GENERAL PRIMARY ELECTION
 MARCH 17, 2020
 STATISTICS

OFFICIAL RESULTS

REPORT-EL52

PAGE 0001

	TOTAL	PERCENT		TOTAL	PERCENT
01 = REGISTERED VOTERS - TOTAL	453,582		05 = BALLOTS CAST - DEMOCRATIC	82,147	71.28
02 = BALLOTS CAST - TOTAL	115,241		06 = BALLOTS CAST - FEDERAL DEMOCRATIC	74	.06
03 = BALLOTS CAST - REPUBLICAN	31,750	27.55	07 = BALLOTS CAST - NONPARTISAN	1,248	1.08
04 = BALLOTS CAST - FEDERAL REPUBLICAN	22	.02	08 = BALLOTS CAST - BLANK	28	

	01	02	03	04	05	06	07	08
0001 CHANNAHON PCT 001	1508	.285	.109	.0	.176	.0	.0	.0
0002 CHANNAHON PCT 002	1802	.427	.155	.0	.272	.0	.0	.0
0003 CHANNAHON PCT 003	1517	.343	.132	.0	.211	.0	.0	.0
0004 CHANNAHON PCT 004	1315	.332	.137	.0	.195	.0	.0	.0
0005 CHANNAHON PCT 005	1644	.306	.112	.0	.194	.0	.0	.0
0006 CRETE PCT 001	1454	.385	.46	.0	.339	.0	.0	.0
0007 CRETE PCT 002	1475	.267	.48	.0	.219	.0	.0	.0
0008 CRETE PCT 003	1428	.281	.66	.0	.215	.0	.0	.0
0009 CRETE PCT 004	1428	.386	.51	.0	.334	.1	.0	.0
0010 CRETE PCT 005	1404	.438	.35	.0	.403	.0	.0	.1
0011 CRETE PCT 006	1423	.401	.83	.0	.318	.0	.0	.0
0012 CRETE PCT 007	1365	.411	.49	.0	.362	.0	.0	.0
0013 CRETE PCT 008	1469	.382	.81	.0	.300	.1	.0	.0
0014 CRETE PCT 009	1324	.284	.91	.0	.193	.0	.0	.0
0015 CRETE PCT 010	1105	.200	.72	.0	.128	.0	.0	.0
0016 CRETE PCT 011	1208	.269	.111	.0	.158	.0	.0	.0
0017 CRETE PCT 012	1157	.276	.80	.0	.196	.0	.0	.0
0018 CUSTER PCT 001	1005	.198	.102	.0	.96	.0	.0	.0
0019 DU PAGE PCT 001	1687	.522	.115	.0	.403	.0	.4	.0
0020 DU PAGE PCT 002	1476	.484	.144	.0	.334	.0	.6	.0
0021 DU PAGE PCT 003	1546	.508	.137	.0	.364	.0	.7	.0
0022 DU PAGE PCT 004	1335	.338	.70	.0	.268	.0	.0	.0
0023 DU PAGE PCT 005	1214	.344	.72	.0	.272	.0	.0	.0
0024 DU PAGE PCT 006	1245	.352	.66	.0	.286	.0	.0	.0
0025 DU PAGE PCT 007	1417	.457	.118	.0	.329	.0	.10	.0
0026 DU PAGE PCT 008	1453	.425	.62	.0	.362	.1	.0	.0
0027 DU PAGE PCT 009	1217	.345	.66	.0	.279	.0	.0	.0
0028 DU PAGE PCT 010	1663	.483	.54	.0	.429	.0	.0	.0
0029 DU PAGE PCT 011	1502	.402	.53	.0	.349	.0	.0	.0
0030 DU PAGE PCT 012	1372	.372	.71	.0	.301	.0	.0	.0
0031 DU PAGE PCT 013	1864	.432	.57	.0	.375	.0	.0	.0
0032 DU PAGE PCT 014	1546	.405	.74	.0	.331	.0	.0	.0
0033 DU PAGE PCT 015	1359	.386	.63	.0	.322	.1	.0	.0
0034 DU PAGE PCT 016	1484	.447	.60	.0	.387	.0	.0	.0
0035 DU PAGE PCT 017	1758	.482	.75	.0	.407	.0	.0	.0
0036 DU PAGE PCT 018	1481	.399	.81	.0	.318	.0	.0	.0
0037 DU PAGE PCT 019	1637	.392	.65	.0	.327	.0	.0	.1
0038 DU PAGE PCT 020	1416	.312	.52	.0	.260	.0	.0	.0
0039 DU PAGE PCT 021	1632	.412	.79	.0	.333	.0	.0	.0
0040 DU PAGE PCT 022	1680	.451	.104	.0	.347	.0	.0	.0
0041 DU PAGE PCT 023	1946	.525	.55	.0	.470	.0	.0	.0
0042 DU PAGE PCT 024	1237	.382	.62	.0	.320	.0	.0	.0
0043 DU PAGE PCT 025	1333	.338	.46	.0	.292	.0	.0	.0
0044 DU PAGE PCT 026	1336	.344	.71	.0	.273	.0	.0	.0
0045 DU PAGE PCT 027	1800	.437	.52	.0	.385	.0	.0	.1
0046 DU PAGE PCT 028	1769	.377	.51	.0	.326	.0	.0	.0
0047 DU PAGE PCT 029	1625	.457	.67	.0	.390	.0	.0	.0
0048 DU PAGE PCT 030	1413	.393	.43	.0	.350	.0	.0	.0
0049 DU PAGE PCT 031	863	.256	.49	.0	.206	.1	.0	.0
0050 DU PAGE PCT 032	1856	.438	.106	.0	.332	.0	.0	.0
0051 DU PAGE PCT 033	1516	.325	.67	.0	.258	.0	.0	.0
0052 DU PAGE PCT 034	1031	.352	.114	.0	.232	.0	.6	.0
0053 DU PAGE PCT 035	1229	.222	.16	.0	.206	.0	.0	.0

ABSTRACT OF VOTES

WILL COUNTY, ILLINOIS
GENERAL PRIMARY ELECTION
MARCH 17, 2020
STATISTICS

OFFICIAL RESULTS

REPORT-EL52

PAGE 0002

01 = REGISTERED VOTERS - TOTAL	453,582		05 = BALLOTS CAST - DEMOCRATIC	82,147	71.28
02 = BALLOTS CAST - TOTAL	115,241		06 = BALLOTS CAST - FEDERAL DEMOCRATIC	74	.06
03 = BALLOTS CAST - REPUBLICAN	31,750	27.55	07 = BALLOTS CAST - NONPARTISAN	1,248	1.08
04 = BALLOTS CAST - FEDERAL REPUBLICAN	22	.02	08 = BALLOTS CAST - BLANK	28	

(CONTINUED FROM PREVIOUS PAGE)

	01	02	03	04	05	06	07	08
0054 DU PAGE PCT 036	1784	436	96	0	340	0	0	0
0055 DU PAGE PCT 037	1479	329	84	0	245	0	0	0
0056 FLORENCE PCT 001	645	167	65	0	93	0	9	0
0057 FRANKFORT PCT 001	2011	456	180	0	276	0	0	0
0058 FRANKFORT PCT 002	1617	386	142	0	244	0	0	0
0059 FRANKFORT PCT 003	1588	379	95	0	284	0	0	0
0060 FRANKFORT PCT 004	1393	296	80	0	215	1	0	1
0061 FRANKFORT PCT 005	2113	499	170	0	329	0	0	0
0062 FRANKFORT PCT 006	1306	301	100	0	201	0	0	0
0063 FRANKFORT PCT 007	1361	322	109	0	213	0	0	0
0064 FRANKFORT PCT 008	1776	286	75	1	210	0	0	1
0065 FRANKFORT PCT 009	1459	294	70	0	224	0	0	0
0066 FRANKFORT PCT 010	1470	382	77	0	302	3	0	0
0067 FRANKFORT PCT 011	1958	393	111	0	282	0	0	0
0068 FRANKFORT PCT 012	1263	342	119	0	223	0	0	0
0069 FRANKFORT PCT 013	1263	327	110	0	217	0	0	0
0070 FRANKFORT PCT 014	1458	353	102	3	248	0	0	0
0071 FRANKFORT PCT 015	1405	259	85	0	174	0	0	0
0072 FRANKFORT PCT 016	1694	366	101	0	265	0	0	0
0073 FRANKFORT PCT 017	2053	427	178	0	247	2	0	0
0074 FRANKFORT PCT 018	1347	342	111	0	231	0	0	0
0075 FRANKFORT PCT 019	1476	360	101	0	259	0	0	0
0076 FRANKFORT PCT 020	1532	311	97	0	211	3	0	0
0077 FRANKFORT PCT 021	1291	313	89	0	224	0	0	0
0078 FRANKFORT PCT 022	1344	372	110	0	262	0	0	0
0079 FRANKFORT PCT 023	1292	326	84	0	242	0	0	0
0080 FRANKFORT PCT 024	1478	397	89	0	308	0	0	0
0081 FRANKFORT PCT 025	1316	331	89	0	242	0	0	0
0082 FRANKFORT PCT 026	1451	358	89	0	269	0	0	0
0083 FRANKFORT PCT 027	1228	258	89	0	169	0	0	0
0084 FRANKFORT PCT 028	1717	419	110	0	309	0	0	0
0085 GREEN GARDEN PCT 001	1430	461	260	0	173	0	28	0
0086 GREEN GARDEN PCT 002	1521	536	289	0	192	0	55	0
0087 HOMER PCT 001	1344	289	118	0	171	0	0	0
0088 HOMER PCT 002	1636	414	160	0	254	0	0	0
0089 HOMER PCT 003	1346	306	105	0	201	0	0	0
0090 HOMER PCT 004	1492	360	159	0	201	0	0	0
0091 HOMER PCT 005	1202	304	125	0	179	0	0	0
0092 HOMER PCT 006	1404	329	124	0	205	0	0	0
0093 HOMER PCT 007	1473	386	131	0	254	1	0	0
0094 HOMER PCT 008	1407	345	138	0	207	0	0	0
0095 HOMER PCT 009	1186	309	103	0	204	2	0	0
0096 HOMER PCT 010	1698	378	120	0	258	0	0	0
0097 HOMER PCT 011	1493	373	127	0	246	0	0	1
0098 HOMER PCT 012	1599	322	121	0	201	0	0	1
0099 HOMER PCT 013	1671	417	160	0	250	1	6	0
0100 HOMER PCT 014	2263	541	184	0	357	0	0	0
0101 HOMER PCT 015	1773	516	147	0	352	0	17	0
0102 HOMER PCT 016	1412	339	117	0	220	0	2	0
0103 HOMER PCT 017	1611	321	127	0	194	0	0	0
0104 HOMER PCT 018	1874	427	154	0	267	0	6	0
0105 JACKSON PCT 001	1502	354	133	0	221	0	0	0
0106 JACKSON PCT 002	1394	383	140	0	243	0	0	1
0107 JOLIET PCT 001	1487	371	61	0	308	0	2	1

ABSTRACT OF VOTES

 WILL COUNTY, ILLINOIS
 GENERAL PRIMARY ELECTION
 MARCH 17, 2020
 STATISTICS

OFFICIAL RESULTS

REPORT-EL52

PAGE 0003

01 = REGISTERED VOTERS - TOTAL	453,582		05 = BALLOTS CAST - DEMOCRATIC	82,147	71.28
02 = BALLOTS CAST - TOTAL	115,241		06 = BALLOTS CAST - FEDERAL DEMOCRATIC	74	.06
03 = BALLOTS CAST - REPUBLICAN	31,750	27.55	07 = BALLOTS CAST - NONPARTISAN	1,248	1.08
04 = BALLOTS CAST - FEDERAL REPUBLICAN	22	.02	08 = BALLOTS CAST - BLANK	28	

(CONTINUED FROM PREVIOUS PAGE)

	01	02	03	04	05	06	07	08
0108 JOLIET PCT 002	1034	272	63	0	209	0	0	0
0109 JOLIET PCT 003	960	233	48	0	185	0	0	0
0110 JOLIET PCT 004	1325	298	87	0	211	0	0	1
0111 JOLIET PCT 005	1164	236	13	0	223	0	0	0
0112 JOLIET PCT 006	1126	237	9	0	228	0	0	0
0113 JOLIET PCT 007	1144	331	29	0	302	0	0	1
0114 JOLIET PCT 008	1275	296	77	0	219	0	0	0
0115 JOLIET PCT 009	1464	262	40	0	222	0	0	0
0116 JOLIET PCT 010	1201	326	77	0	249	0	0	0
0117 JOLIET PCT 011	1311	275	62	0	213	0	0	0
0118 JOLIET PCT 012	1429	284	37	0	247	0	0	0
0119 JOLIET PCT 013	1300	263	8	0	255	0	0	1
0120 JOLIET PCT 014	1409	240	8	0	232	0	0	0
0121 JOLIET PCT 015	1337	252	47	0	204	0	1	0
0122 JOLIET PCT 016	1356	359	40	0	317	0	2	0
0123 JOLIET PCT 017	1406	375	86	0	289	0	0	0
0124 JOLIET PCT 018	1359	496	138	0	358	0	0	0
0125 JOLIET PCT 019	1242	341	72	0	269	0	0	0
0126 JOLIET PCT 020	1317	347	70	0	277	0	0	4
0127 JOLIET PCT 021	1469	399	85	0	314	0	0	0
0128 JOLIET PCT 022	1448	339	69	0	270	0	0	1
0129 JOLIET PCT 023	1565	288	35	0	253	0	0	0
0130 JOLIET PCT 024	1277	260	53	0	207	0	0	0
0131 JOLIET PCT 025	1377	321	73	0	248	0	0	0
0132 JOLIET PCT 026	1215	327	62	0	260	5	0	0
0133 JOLIET PCT 027	710	130	20	0	110	0	0	0
0134 JOLIET PCT 028	1205	219	10	0	209	0	0	0
0135 JOLIET PCT 029	1317	242	31	0	211	0	0	0
0136 JOLIET PCT 030	1304	291	81	0	206	0	4	0
0137 JOLIET PCT 031	1271	270	55	0	215	0	0	0
0138 JOLIET PCT 032	1139	273	3	0	270	0	0	0
0139 JOLIET PCT 033	1154	324	91	0	201	0	32	0
0140 JOLIET PCT 034	1161	287	15	7	265	0	0	1
0141 JOLIET PCT 035	1366	459	71	0	384	0	4	0
0142 JOLIET PCT 036	1135	293	23	0	269	0	1	0
0143 JOLIET PCT 037	1248	303	49	0	251	0	3	0
0144 LOCKPORT PCT 001	1831	671	226	0	430	0	15	0
0145 LOCKPORT PCT 002	1840	419	86	0	332	0	1	0
0146 LOCKPORT PCT 003	1628	354	74	0	280	0	0	0
0147 LOCKPORT PCT 004	1355	296	74	0	221	0	1	0
0148 LOCKPORT PCT 005	1441	412	176	0	221	0	15	1
0149 LOCKPORT PCT 006	1959	394	62	0	331	0	1	0
0150 LOCKPORT PCT 007	1871	431	55	0	372	0	4	0
0151 LOCKPORT PCT 008	1679	411	29	0	378	0	4	0
0152 LOCKPORT PCT 009	2193	639	145	0	473	0	21	1
0153 LOCKPORT PCT 010	1530	453	136	0	302	0	15	0
0154 LOCKPORT PCT 011	1463	425	143	0	258	0	24	0
0155 LOCKPORT PCT 012	1531	380	124	0	248	0	8	0
0156 LOCKPORT PCT 013	1968	728	254	0	457	0	17	0
0157 LOCKPORT PCT 014	1376	399	142	0	253	0	4	0
0158 LOCKPORT PCT 015	1315	345	60	0	278	0	7	0
0159 LOCKPORT PCT 016	1609	476	139	0	319	0	18	0
0160 LOCKPORT PCT 017	1457	513	175	1	314	0	23	0
0161 LOCKPORT PCT 018	1624	391	114	0	271	1	5	0

ABSTRACT OF VOTES

 WILL COUNTY, ILLINOIS
 GENERAL PRIMARY ELECTION
 MARCH 17, 2020
 STATISTICS

OFFICIAL RESULTS

REPORT-EL52

PAGE 0004

01 = REGISTERED VOTERS - TOTAL	453,582		05 = BALLOTS CAST - DEMOCRATIC	82,147	71.28
02 = BALLOTS CAST - TOTAL	115,241		06 = BALLOTS CAST - FEDERAL DEMOCRATIC	74	.06
03 = BALLOTS CAST - REPUBLICAN	31,750	27.55	07 = BALLOTS CAST - NONPARTISAN	1,248	1.08
04 = BALLOTS CAST - FEDERAL REPUBLICAN	22	.02	08 = BALLOTS CAST - BLANK	28	

(CONTINUED FROM PREVIOUS PAGE)

	01	02	03	04	05	06	07	08
0162 LOCKPORT PCT 019	1386	497	147	0	337	2	11	0
0163 LOCKPORT PCT 020	1302	359	105	0	248	0	6	0
0164 LOCKPORT PCT 021	1513	331	74	0	250	0	7	0
0165 LOCKPORT PCT 022	1223	293	83	0	201	0	9	0
0166 LOCKPORT PCT 023	1113	270	88	0	169	0	13	1
0167 LOCKPORT PCT 024	1038	231	12	0	217	0	2	0
0168 MANHATTAN PCT 001	1607	317	99	0	218	0	0	0
0169 MANHATTAN PCT 002	1730	395	122	0	273	0	0	0
0170 MANHATTAN PCT 003	2209	484	185	0	294	0	5	0
0171 MANHATTAN PCT 004	1561	324	95	0	229	0	0	0
0172 MONEE PCT 001	1263	278	35	0	243	0	0	0
0173 MONEE PCT 002	1387	366	10	0	356	0	0	0
0174 MONEE PCT 003	1470	313	69	0	244	0	0	0
0175 MONEE PCT 004	1516	419	114	0	305	0	0	0
0176 MONEE PCT 005	1290	347	3	0	344	0	0	0
0177 MONEE PCT 006	935	281	7	0	271	3	0	1
0178 MONEE PCT 007	1286	411	16	0	385	10	0	0
0179 MONEE PCT 008	1203	284	84	0	200	0	0	0
0180 NEW LENOX PCT 001	1387	282	74	0	208	0	0	0
0181 NEW LENOX PCT 002	1335	321	141	0	169	0	11	0
0182 NEW LENOX PCT 003	1229	286	101	0	185	0	0	0
0183 NEW LENOX PCT 004	1047	321	141	6	166	0	8	0
0184 NEW LENOX PCT 005	1304	366	159	0	190	0	17	0
0185 NEW LENOX PCT 006	1321	304	136	0	155	5	8	0
0186 NEW LENOX PCT 007	1963	408	166	0	240	0	2	0
0187 NEW LENOX PCT 008	1630	359	156	0	198	0	5	0
0188 NEW LENOX PCT 009	1513	415	178	0	232	0	5	0
0189 NEW LENOX PCT 010	1298	416	163	0	244	0	9	0
0190 NEW LENOX PCT 011	1477	473	179	0	279	0	15	0
0191 NEW LENOX PCT 012	1380	355	143	0	202	0	10	0
0192 NEW LENOX PCT 013	1456	350	122	0	217	0	11	0
0193 NEW LENOX PCT 014	2093	515	176	0	336	0	3	0
0194 NEW LENOX PCT 015	1464	364	151	0	209	0	4	0
0195 NEW LENOX PCT 016	1334	443	180	0	257	0	6	0
0196 NEW LENOX PCT 017	1575	390	162	0	223	0	5	0
0197 NEW LENOX PCT 018	1417	334	99	0	225	0	10	0
0198 NEW LENOX PCT 019	1630	413	125	0	281	0	7	0
0199 NEW LENOX PCT 020	2234	548	242	0	290	0	16	0
0200 PEOTONE PCT 001	1484	723	343	0	256	0	124	0
0201 PEOTONE PCT 002	1533	617	329	0	213	0	75	0
0202 PLAINFIELD PCT 001	1611	395	114	0	281	0	0	0
0203 PLAINFIELD PCT 002	1603	382	100	0	282	0	0	0
0204 PLAINFIELD PCT 003	1352	333	135	0	198	0	0	0
0205 PLAINFIELD PCT 004	804	189	23	0	164	1	1	0
0206 PLAINFIELD PCT 005	1477	363	90	0	259	10	4	1
0207 PLAINFIELD PCT 006	1539	407	57	0	348	0	2	0
0208 PLAINFIELD PCT 007	1842	471	47	0	421	0	3	0
0209 PLAINFIELD PCT 008	1559	366	89	0	277	0	0	0
0210 PLAINFIELD PCT 009	1822	414	138	0	276	0	0	0
0211 PLAINFIELD PCT 010	1284	302	115	0	187	0	0	0
0212 PLAINFIELD PCT 011	804	164	9	0	154	0	1	0
0213 PLAINFIELD PCT 012	1527	429	65	0	356	0	8	0
0214 PLAINFIELD PCT 013	1987	535	174	0	361	0	0	0
0215 PLAINFIELD PCT 014	1435	365	122	0	243	0	0	0

ABSTRACT OF VOTES

 WILL COUNTY, ILLINOIS
 GENERAL PRIMARY ELECTION
 MARCH 17, 2020
 STATISTICS

OFFICIAL RESULTS

REPORT-EL52

PAGE 0005

	TOTAL	PERCENT		TOTAL	PERCENT
01 = REGISTERED VOTERS - TOTAL	453,582		05 = BALLOTS CAST - DEMOCRATIC	82,147	71.28
02 = BALLOTS CAST - TOTAL	115,241		06 = BALLOTS CAST - FEDERAL DEMOCRATIC	74	.06
03 = BALLOTS CAST - REPUBLICAN	31,750	27.55	07 = BALLOTS CAST - NONPARTISAN	1,248	1.08
04 = BALLOTS CAST - FEDERAL REPUBLICAN	22	.02	08 = BALLOTS CAST - BLANK	28	

(CONTINUED FROM PREVIOUS PAGE)

	01	02	03	04	05	06	07	08
0216 PLAINFIELD PCT 015	1445	359	137	0	222	0	0	0
0217 PLAINFIELD PCT 016	1477	370	122	0	248	0	0	0
0218 PLAINFIELD PCT 017	1670	322	73	0	249	0	0	1
0219 PLAINFIELD PCT 018	1638	362	67	0	295	0	0	0
0220 PLAINFIELD PCT 019	1523	363	81	0	282	0	0	0
0221 PLAINFIELD PCT 020	2015	422	138	0	284	0	0	0
0222 PLAINFIELD PCT 021	1233	322	100	0	222	0	0	0
0223 PLAINFIELD PCT 022	2094	426	143	0	283	0	0	0
0224 PLAINFIELD PCT 023	1222	284	92	0	192	0	0	0
0225 PLAINFIELD PCT 024	1245	320	103	0	217	0	0	0
0226 PLAINFIELD PCT 025	1701	346	73	0	270	3	0	0
0227 PLAINFIELD PCT 026	1495	307	46	0	261	0	0	0
0228 PLAINFIELD PCT 027	1663	383	65	0	318	0	0	0
0229 PLAINFIELD PCT 028	1564	361	86	0	275	0	0	0
0230 PLAINFIELD PCT 029	1387	341	91	0	250	0	0	0
0231 PLAINFIELD PCT 030	1373	371	113	0	258	0	0	0
0232 PLAINFIELD PCT 031	1358	310	66	0	244	0	0	0
0233 PLAINFIELD PCT 032	1334	312	66	0	246	0	0	0
0234 PLAINFIELD PCT 033	1436	386	131	0	255	0	0	0
0235 PLAINFIELD PCT 034	1145	303	71	0	231	1	0	0
0236 PLAINFIELD PCT 035	1428	392	75	0	317	0	0	1
0237 REED PCT 001	1504	289	128	0	161	0	0	0
0238 REED PCT 002	1586	314	149	0	165	0	0	0
0239 REED PCT 003	1580	284	148	0	135	1	0	0
0240 TROY PCT 001	2463	486	108	0	378	0	0	0
0241 TROY PCT 002	1781	348	56	0	292	0	0	0
0242 TROY PCT 003	1285	284	109	0	175	0	0	0
0243 TROY PCT 004	1324	334	108	0	226	0	0	1
0244 TROY PCT 005	1221	296	82	0	214	0	0	0
0245 TROY PCT 006	972	251	58	0	193	0	0	0
0246 TROY PCT 007	2060	511	135	0	376	0	0	0
0247 TROY PCT 008	2201	544	140	0	404	0	0	0
0248 TROY PCT 009	1315	343	108	0	235	0	0	0
0249 TROY PCT 010	1468	354	121	0	233	0	0	0
0250 TROY PCT 011	1705	526	180	0	346	0	0	0
0251 TROY PCT 012	1458	371	99	0	272	0	0	0
0252 TROY PCT 013	2094	644	204	0	439	1	0	0
0253 TROY PCT 014	1462	393	114	0	279	0	0	0
0254 TROY PCT 015	1533	419	135	0	284	0	0	0
0255 TROY PCT 016	1575	420	90	0	330	0	0	0
0256 TROY PCT 017	1627	438	171	0	267	0	0	0
0257 TROY PCT 018	1273	333	83	1	249	0	0	0
0258 TROY PCT 019	1563	379	53	0	326	0	0	0
0259 TROY PCT 020	1718	460	171	0	289	0	0	1
0260 TROY PCT 021	1484	391	133	0	258	0	0	0
0261 TROY PCT 022	739	199	86	0	113	0	0	0
0262 WASHINGTON PCT 001	1415	342	135	0	182	0	25	0
0263 WASHINGTON PCT 002	1626	350	137	0	205	0	8	0
0264 WASHINGTON PCT 003	1307	276	141	0	127	0	8	0
0265 WESLEY PCT 001	1542	290	148	0	141	0	1	0
0266 WHEATLAND PCT 001	2190	597	138	0	445	1	13	0
0267 WHEATLAND PCT 002	2060	774	251	0	508	0	15	0
0268 WHEATLAND PCT 003	1770	455	134	0	309	5	7	0
0269 WHEATLAND PCT 004	2145	515	107	0	400	0	8	0

ABSTRACT OF VOTES

 WILL COUNTY, ILLINOIS
 GENERAL PRIMARY ELECTION
 MARCH 17, 2020
 STATISTICS

OFFICIAL RESULTS

REPORT-EL52

PAGE 0006

	TOTAL	PERCENT		TOTAL	PERCENT
01 = REGISTERED VOTERS - TOTAL	453,582		05 = BALLOTS CAST - DEMOCRATIC	82,147	71.28
02 = BALLOTS CAST - TOTAL	115,241		06 = BALLOTS CAST - FEDERAL DEMOCRATIC	74	.06
03 = BALLOTS CAST - REPUBLICAN	31,750	27.55	07 = BALLOTS CAST - NONPARTISAN	1,248	1.08
04 = BALLOTS CAST - FEDERAL REPUBLICAN	22	.02	08 = BALLOTS CAST - BLANK	28	

(CONTINUED FROM PREVIOUS PAGE)

	01	02	03	04	05	06	07	08
0270 WHEATLAND PCT 005	1874	572	187	0	368	1	16	0
0271 WHEATLAND PCT 006	1355	458	147	0	308	0	3	0
0272 WHEATLAND PCT 007	1417	444	147	0	290	0	7	0
0273 WHEATLAND PCT 008	1473	509	142	0	362	0	5	0
0274 WHEATLAND PCT 009	1708	595	178	0	410	0	7	0
0275 WHEATLAND PCT 010	1542	442	123	0	311	0	8	0
0276 WHEATLAND PCT 011	2625	606	145	0	450	0	11	0
0277 WHEATLAND PCT 012	1577	451	125	0	319	0	7	0
0278 WHEATLAND PCT 013	1357	378	119	0	255	0	4	0
0279 WHEATLAND PCT 014	1675	532	172	0	351	3	6	0
0280 WHEATLAND PCT 015	1555	389	90	0	299	0	0	0
0281 WHEATLAND PCT 016	1710	434	131	0	301	1	1	0
0282 WHEATLAND PCT 017	1640	512	126	0	372	0	14	0
0283 WHEATLAND PCT 018	1649	478	143	0	329	0	6	0
0284 WHEATLAND PCT 019	1337	380	48	0	332	0	0	0
0285 WHEATLAND PCT 020	1434	404	162	0	231	0	11	0
0286 WHEATLAND PCT 021	1318	421	115	0	300	0	6	0
0287 WHEATLAND PCT 022	1736	500	65	0	435	0	0	0
0288 WHEATLAND PCT 023	1854	434	94	0	338	0	2	0
0289 WHEATLAND PCT 024	1480	375	112	3	251	0	9	1
0290 WHEATLAND PCT 025	1698	394	113	0	281	0	0	0
0291 WHEATLAND PCT 026	2110	523	197	0	326	0	0	0
0292 WHEATLAND PCT 027	2023	549	86	0	463	0	0	0
0293 WHEATLAND PCT 028	1885	445	158	0	286	1	0	0
0294 WHEATLAND PCT 029	1798	491	154	0	337	0	0	0
0295 WHEATLAND PCT 030	1697	438	148	0	290	0	0	0
0296 WHEATLAND PCT 031	1403	401	73	0	319	0	9	0
0297 WHEATLAND PCT 032	1632	568	130	0	412	0	26	0
0298 WHEATLAND PCT 033	1677	530	80	0	422	1	27	0
0299 WHEATLAND PCT 034	2283	730	177	0	526	0	27	0
0300 WILL PCT 001	1205	418	240	0	118	0	60	0
0301 WILMINGTON PCT 001	1384	348	134	0	201	0	13	0
0302 WILMINGTON PCT 002	1244	249	105	0	132	0	12	0
0303 WILMINGTON PCT 003	1385	332	160	0	159	0	13	0
0304 WILTON PCT 001	623	301	175	0	84	0	42	0

ABSTRACT OF VOTES

WILL COUNTY, ILLINOIS
GENERAL PRIMARY ELECTION
MARCH 17, 2020
DEMOCRATIC

OFFICIAL RESULTS

REPORT-EL52

PAGE 0007

PRESIDENT OF THE UNITED STATES - TOTAL

Vote for not more than 1

01 = Candidate Withdrawn

02 = Deval Patrick

03 = Bernie Sanders

04 = Joseph R. Biden

05 = Michael R. Bloomberg

06 = Elizabeth Warren

07 = Pete Buttigieg

VOTES PERCENT

VOTES PERCENT

386 .47

51 .06

28,785 35.30

48,813 59.86

1,201 1.47

901 1.10

516 .63

08 = Tom Steyer

09 = Andrew Yang

10 = Michael Bennet

11 = John K. Delaney

12 = Tulsi Gabbard

13 = Cory Booker

60 .07

191 .23

43 .05

53 .06

427 .52

124 .15

	01	02	03	04	05	06	07	08	09	10	11	12	13
0001 CHANNAHON PCT 001	0	0	56	112	3	1	0	0	1	0	0	1	0
0002 CHANNAHON PCT 002	3	0	84	166	3	3	4	1	0	0	0	2	0
0003 CHANNAHON PCT 003	1	0	70	124	5	2	0	0	0	0	0	3	0
0004 CHANNAHON PCT 004	0	1	70	110	4	4	1	0	0	0	0	2	2
0005 CHANNAHON PCT 005	4	0	87	90	1	3	0	0	0	0	0	3	1
0006 CRETE PCT 001	0	1	101	222	6	2	0	0	1	0	1	1	3
0007 CRETE PCT 002	0	0	72	139	1	3	1	0	1	0	0	0	2
0008 CRETE PCT 003	1	0	60	143	2	6	1	0	1	0	0	0	0
0009 CRETE PCT 004	3	0	78	235	7	6	0	0	1	0	0	3	0
0010 CRETE PCT 005	2	1	87	301	5	3	1	1	1	0	1	0	0
0011 CRETE PCT 006	0	1	75	234	3	1	1	0	1	0	0	0	1
0012 CRETE PCT 007	0	0	78	272	4	4	0	0	0	1	0	1	1
0013 CRETE PCT 008	0	1	85	202	4	1	3	0	0	0	0	1	4
0014 CRETE PCT 009	1	0	65	121	3	3	0	0	0	0	0	0	0
0015 CRETE PCT 010	0	0	33	89	1	1	1	0	0	0	1	0	1
0016 CRETE PCT 011	0	0	51	100	3	2	0	1	0	0	0	1	0
0017 CRETE PCT 012	2	0	57	129	6	1	0	0	0	0	0	1	0
0018 CUSTER PCT 001	1	0	32	54	1	0	4	0	0	0	0	2	0
0019 DU PAGE PCT 001	1	0	136	247	3	6	5	0	2	0	0	1	0
0020 DU PAGE PCT 002	0	0	72	250	3	4	2	0	1	0	0	0	0
0021 DU PAGE PCT 003	2	0	86	258	4	5	1	0	2	0	0	4	1
0022 DU PAGE PCT 004	2	0	99	159	1	2	1	0	0	0	0	4	0
0023 DU PAGE PCT 005	0	0	89	170	4	1	1	0	2	1	1	1	0
0024 DU PAGE PCT 006	0	0	94	181	2	5	3	0	1	0	0	0	0
0025 DU PAGE PCT 007	0	0	74	243	1	1	6	0	2	0	0	1	0
0026 DU PAGE PCT 008	0	0	142	205	6	4	1	0	0	0	0	2	1
0027 DU PAGE PCT 009	2	1	105	162	4	0	2	0	2	0	0	1	0
0028 DU PAGE PCT 010	1	0	179	234	4	8	2	0	0	0	0	1	0
0029 DU PAGE PCT 011	1	0	118	216	3	3	4	1	0	0	0	1	1
0030 DU PAGE PCT 012	1	1	102	179	8	5	2	0	1	0	0	0	0
0031 DU PAGE PCT 013	0	0	134	231	3	3	0	0	0	0	0	1	0
0032 DU PAGE PCT 014	1	0	112	205	5	7	0	0	0	0	0	0	0
0033 DU PAGE PCT 015	1	0	134	176	1	3	5	0	0	0	0	2	0
0034 DU PAGE PCT 016	4	0	156	208	4	7	5	0	0	1	0	2	0
0035 DU PAGE PCT 017	1	0	165	224	4	7	1	0	1	0	0	0	1
0036 DU PAGE PCT 018	0	0	127	181	4	3	0	0	1	0	0	0	1
0037 DU PAGE PCT 019	0	0	151	162	8	1	1	0	0	0	0	1	1
0038 DU PAGE PCT 020	0	0	109	142	2	5	0	0	0	0	0	2	0
0039 DU PAGE PCT 021	2	0	141	183	3	2	0	1	0	0	0	0	1
0040 DU PAGE PCT 022	1	0	159	165	6	9	2	0	0	0	0	2	0
0041 DU PAGE PCT 023	1	0	200	245	11	6	3	1	0	0	0	2	1
0042 DU PAGE PCT 024	1	0	98	206	7	3	2	1	1	0	0	0	0
0043 DU PAGE PCT 025	2	1	100	175	5	2	2	2	0	0	1	2	0
0044 DU PAGE PCT 026	1	0	127	134	5	4	0	0	0	0	0	0	0
0045 DU PAGE PCT 027	1	0	150	224	3	3	0	1	0	0	0	1	0
0046 DU PAGE PCT 028	1	0	140	168	8	3	0	0	0	1	1	2	1
0047 DU PAGE PCT 029	0	0	152	223	2	7	3	0	1	1	0	1	0
0048 DU PAGE PCT 030	0	0	136	206	2	0	0	0	3	0	0	0	0

	VOTES	PERCENT
Democrat	1,000,000	50.0
Republican	900,000	45.0
Other	100,000	5.0
Total	2,000,000	100.0

	VOTES	PERCENT
1. <i>How much of the problem is caused by the way we live?</i>		
a. A great deal	1,000	50
b. Not much	1,000	50
2. <i>How much of the problem is caused by the way we live?</i>		
a. A great deal	1,000	50
b. Not much	1,000	50

PRESIDENT OF THE UNITED STATES * TOTAL

Vote for not more than 1

01 = Candidate Withdrawn

02 = Deval Patrick

03 = Bernie Sanders

04 = Joseph R. Biden

05 = Michael R. Bloomberg

06 = Elizabeth Warren

07 = Pete Buttigieg

386 .47

51	.06
----	-----

28.785	35.30
--------	-------

20,765	55.30
48,813	59.86

1.201	1.47
-------	------

1,201	1.47
901	1.10

501	1.10
516	.63

08 = Tom Stever

09 = Andrew Yang

10 = Michael Bennet

11 = John K. Delaney

12 = Tulsi Gabbard

13 = Cory Booker

60 07

00	.07
191	.23

191	.23
43	.05

43	.05
53	.06

33	.00
427	.52

427	.52
124	.15

(CONTINUED FROM PREVIOUS PAGE)

01	02	03	04	05	06	07	08	09	10	11	12	13
----	----	----	----	----	----	----	----	----	----	----	----	----

0049	DU PAGE PCT 031	0	0	75	124	2	2	0	0	1	0	0	1	0
0050	DU PAGE PCT 032	2	0	149	166	3	4	0	0	2	1	0	4	0
0051	DU PAGE PCT 033	1	0	110	135	5	3	2	0	0	1	0	0	0
0052	DU PAGE PCT 034	0	0	24	193	6	3	3	0	0	0	0	0	0
0053	DU PAGE PCT 035	0	2	105	92	3	1	0	0	1	0	0	1	1
0054	DU PAGE PCT 036	0	0	137	182	6	3	3	2	1	0	0	2	1
0055	DU PAGE PCT 037	3	0	134	96	4	1	0	1	0	1	1	2	0
0056	FLORENCE PCT 001	0	0	37	50	3	1	0	0	0	0	0	0	0
0057	FRANKFORT PCT 001	1	0	102	165	1	2	2	0	1	0	0	1	1
0058	FRANKFORT PCT 002	2	0	57	171	4	4	4	0	0	0	0	1	0
0059	FRANKFORT PCT 003	0	0	99	177	3	3	2	0	0	0	0	0	0
0060	FRANKFORT PCT 004	2	0	84	112	6	2	2	1	0	0	1	2	0
0061	FRANKFORT PCT 005	0	0	129	187	3	4	3	1	1	0	0	0	0
0062	FRANKFORT PCT 006	4	0	78	107	1	5	1	0	0	0	0	3	0
0063	FRANKFORT PCT 007	0	0	65	135	4	4	3	0	0	0	1	0	0
0064	FRANKFORT PCT 008	0	0	71	134	1	2	2	0	0	0	0	0	0
0065	FRANKFORT PCT 009	0	0	64	148	5	5	2	0	0	0	0	0	0
0066	FRANKFORT PCT 010	3	0	88	204	3	2	2	0	1	0	1	0	0
0067	FRANKFORT PCT 011	4	0	93	174	3	3	2	0	0	0	1	1	0
0068	FRANKFORT PCT 012	0	0	60	156	3	2	1	0	0	0	0	0	0
0069	FRANKFORT PCT 013	2	0	74	134	0	1	2	0	0	0	0	4	0
0070	FRANKFORT PCT 014	0	0	112	132	0	1	0	0	0	0	0	2	1
0071	FRANKFORT PCT 015	2	0	63	100	3	3	0	0	1	0	0	2	0
0072	FRANKFORT PCT 016	2	1	72	181	1	4	0	0	0	0	1	2	1
0073	FRANKFORT PCT 017	2	0	61	180	2	2	1	0	0	0	0	1	0
0074	FRANKFORT PCT 018	1	0	78	144	2	3	1	0	0	0	1	0	0
0075	FRANKFORT PCT 019	0	0	114	131	5	2	3	0	0	0	0	0	2
0076	FRANKFORT PCT 020	0	0	87	120	2	3	0	0	0	0	0	1	0
0077	FRANKFORT PCT 021	0	0	69	149	4	1	1	0	0	0	0	0	0
0078	FRANKFORT PCT 022	3	0	61	186	4	5	1	0	0	0	0	0	0
0079	FRANKFORT PCT 023	1	0	46	178	6	7	2	0	0	0	0	2	0
0080	FRANKFORT PCT 024	4	0	100	190	1	3	2	0	1	0	0	5	0
0081	FRANKFORT PCT 025	1	0	65	169	4	1	0	0	0	1	0	1	0
0082	FRANKFORT PCT 026	0	0	80	178	1	4	1	0	0	0	0	1	0
0083	FRANKFORT PCT 027	0	0	62	97	6	1	0	0	0	0	0	1	0
0084	FRANKFORT PCT 028	0	0	87	211	4	2	0	0	1	1	0	2	0
0085	GREEN GARDEN PCT 001	0	0	46	121	0	2	1	0	0	1	0	1	0
0086	GREEN GARDEN PCT 002	0	0	68	114	1</								

ABSTRACT OF VOTES

WILL COUNTY, ILLINOIS
GENERAL PRIMARY ELECTION
MARCH 17, 2020
DEMOCRATIC

OFFICIAL RESULTS

REPORT-EL52

PAGE 0009

	VOTES	PERCENT		VOTES	PERCENT
PRESIDENT OF THE UNITED STATES - TOTAL					
Vote for not more than 1					
01 = Candidate Withdrawn	386	.47			
02 = Deval Patrick	51	.06	08 = Tom Steyer	60	.07
03 = Bernie Sanders	28,785	35.30	09 = Andrew Yang	191	.23
04 = Joseph R. Biden	48,813	59.86	10 = Michael Bennet	43	.05
05 = Michael R. Bloomberg	1,201	1.47	11 = John K. Delaney	53	.06
06 = Elizabeth Warren	901	1.10	12 = Tulsi Gabbard	427	.52
07 = Pete Buttigieg	516	.63	13 = Cory Booker	124	.15

(CONTINUED FROM PREVIOUS PAGE)

	01	02	03	04	05	06	07	08	09	10	11	12	13
0098 HOMER PCT 012	4	0	67	112	1	5	0	0	0	0	0	8	0
0099 HOMER PCT 013	1	0	74	156	5	2	0	0	1	0	0	1	0
0100 HOMER PCT 014	0	0	152	185	10	0	2	1	1	1	0	1	0
0101 HOMER PCT 015	0	0	103	217	10	4	2	0	1	0	0	6	0
0102 HOMER PCT 016	0	0	68	132	5	4	3	0	1	1	0	2	0
0103 HOMER PCT 017	4	0	61	116	6	1	1	0	0	0	0	3	0
0104 HOMER PCT 018	0	0	75	175	2	6	4	0	2	0	0	1	0
0105 JACKSON PCT 001	2	0	69	126	8	4	3	0	0	0	1	0	1
0106 JACKSON PCT 002	3	0	60	150	2	6	1	0	2	0	1	6	3
0107 JOLIET PCT 001	4	0	113	178	6	1	5	0	0	0	0	0	0
0108 JOLIET PCT 002	0	0	70	124	2	5	0	2	0	0	0	1	1
0109 JOLIET PCT 003	1	0	77	96	1	2	0	1	1	0	0	2	1
0110 JOLIET PCT 004	3	0	102	91	6	2	4	0	0	0	0	1	0
0111 JOLIET PCT 005	2	0	57	149	9	1	0	0	0	0	1	0	1
0112 JOLIET PCT 006	1	1	101	116	5	0	1	0	0	0	1	0	2
0113 JOLIET PCT 007	1	1	107	175	9	3	1	0	1	0	0	0	1
0114 JOLIET PCT 008	1	0	86	116	7	1	1	0	0	0	2	2	0
0115 JOLIET PCT 009	0	0	95	116	1	4	4	0	0	0	0	0	0
0116 JOLIET PCT 010	3	0	94	133	4	3	2	2	2	0	2	0	0
0117 JOLIET PCT 011	0	0	104	103	2	0	1	0	1	0	0	1	0
0118 JOLIET PCT 012	2	0	152	84	3	2	0	0	0	0	0	1	0
0119 JOLIET PCT 013	1	2	158	90	1	1	0	1	0	0	0	0	0
0120 JOLIET PCT 014	0	0	148	69	2	1	1	0	1	0	1	5	0
0121 JOLIET PCT 015	0	0	111	84	2	5	0	0	0	0	1	0	0
0122 JOLIET PCT 016	2	1	89	209	8	1	2	0	0	2	0	1	0
0123 JOLIET PCT 017	2	0	99	168	8	1	2	0	0	1	0	3	1
0124 JOLIET PCT 018	3	0	112	212	9	3	3	0	1	0	0	5	1
0125 JOLIET PCT 019	5	0	117	126	6	4	3	0	0	1	0	2	2
0126 JOLIET PCT 020	1	0	79	167	14	3	1	1	0	1	2	1	0
0127 JOLIET PCT 021	0	0	132	160	6	5	1	0	3	0	0	3	2
0128 JOLIET PCT 022	0	0	114	132	6	5	3	1	0	1	0	1	0
0129 JOLIET PCT 023	1	0	111	127	4	1	1	0	1	0	0	1	3
0130 JOLIET PCT 024	1	0	81	111	7	1	2	2	0	0	0	0	0
0131 JOLIET PCT 025	3	1	85	130	11	1	7	0	2	0	1	3	0
0132 JOLIET PCT 026	0	0	117	136	0	3	2	1	1	0	0	2	1
0133 JOLIET PCT 027	0	0	62	43	0	2	1	0	1	0	0	0	1
0134 JOLIET PCT 028	1	1	74	122	2	1	0	0	0	0	1	0	2
0135 JOLIET PCT 029	1	2	104	98	1	1	1	0	1	0	0	0	1
0136 JOLIET PCT 030	1	0	112	84	2	3	0	0	2	1	0	1	0
0137 JOLIET PCT 031	0	0	121	84	2	2	2	0	1	0	0	0	0
0138 JOLIET PCT 032	0	1	92	168	4	2	0	0	1	0	0	1	0
0139 JOLIET PCT 033	0	0	91	98	8	1	0	0	1	0	0	0	0
0140 JOLIET PCT 034	0	2	80	173	4	2	1	0	0	1	1	0	0
0141 JOLIET PCT 035	3	1	114	242	15	1	1	0	1	1	0	0	1
0142 JOLIET PCT 036	2	0	57	198	3	4	2	0	0	0	0	1	1
0143 JOLIET PCT 037	2	0	89	145	5	2	3	0	0	0	0	0	0
0144 LOCKPORT PCT 001	8	0	37	355	13	4	7	0	0	0	1	1	1
0145 LOCKPORT PCT 002	2	1	132	175	2	5	3	2	1	1	2	2	0
0146 LOCKPORT PCT 003	1	0	148	118	5	3	2	0	1	0	0	1	0

ABSTRACT OF VOTES

WILL COUNTY, ILLINOIS
GENERAL PRIMARY ELECTION
MARCH 17, 2020
DEMOCRATIC

OFFICIAL RESULTS

REPORT-EL52

PAGE 0010

	VOTES	PERCENT		VOTES	PERCENT
PRESIDENT OF THE UNITED STATES - TOTAL					
Vote for not more than 1					
01 = Candidate Withdrawn	386	.47			
02 = Deval Patrick	51	.06	08 = Tom Steyer	60	.07
03 = Bernie Sanders	28,785	35.30	09 = Andrew Yang	191	.23
04 = Joseph R. Biden	48,813	59.86	10 = Michael Bennet	43	.05
05 = Michael R. Bloomberg	1,201	1.47	11 = John K. Delaney	53	.06
06 = Elizabeth Warren	901	1.10	12 = Tulsi Gabbard	427	.52
07 = Pete Buttigieg	516	.63	13 = Cory Booker	124	.15

(CONTINUED FROM PREVIOUS PAGE)

	01	02	03	04	05	06	07	08	09	10	11	12	13
0147 LOCKPORT PCT 004	2	0	98	109	4	2	0	0	1	1	0	2	1
0148 LOCKPORT PCT 005	0	0	75	127	6	3	3	0	0	0	0	1	1
0149 LOCKPORT PCT 006	1	0	167	156	1	0	2	1	0	0	1	2	0
0150 LOCKPORT PCT 007	1	0	155	199	8	5	1	0	0	0	0	2	0
0151 LOCKPORT PCT 008	4	0	162	205	2	2	2	0	1	0	0	0	0
0152 LOCKPORT PCT 009	1	1	114	334	13	4	4	0	0	0	0	0	0
0153 LOCKPORT PCT 010	2	0	130	152	5	2	1	1	1	0	0	4	0
0154 LOCKPORT PCT 011	0	0	83	160	3	2	3	0	0	0	1	2	1
0155 LOCKPORT PCT 012	1	1	93	126	11	1	2	0	0	0	0	2	2
0156 LOCKPORT PCT 013	6	0	48	382	12	0	2	1	0	0	0	2	0
0157 LOCKPORT PCT 014	1	0	105	129	2	1	2	0	0	1	0	3	0
0158 LOCKPORT PCT 015	2	0	118	144	1	4	0	0	2	0	0	3	1
0159 LOCKPORT PCT 016	3	0	140	154	6	6	3	1	0	0	0	2	0
0160 LOCKPORT PCT 017	2	1	110	172	9	4	4	1	0	0	0	7	0
0161 LOCKPORT PCT 018	2	1	112	136	3	6	1	0	3	0	0	2	2
0162 LOCKPORT PCT 019	7	0	51	242	16	3	7	1	0	0	1	1	1
0163 LOCKPORT PCT 020	1	0	96	132	4	5	3	0	0	1	0	2	0
0164 LOCKPORT PCT 021	2	0	90	143	2	3	1	0	1	0	0	4	2
0165 LOCKPORT PCT 022	1	0	75	109	4	3	1	0	1	0	0	2	1
0166 LOCKPORT PCT 023	0	0	78	82	1	1	0	0	0	0	0	2	0
0167 LOCKPORT PCT 024	1	1	53	151	4	3	1	0	0	1	0	0	2
0168 MANHATTAN PCT 001	1	0	64	142	2	3	0	0	1	0	1	1	0
0169 MANHATTAN PCT 002	0	0	87	166	8	1	0	0	2	0	2	1	1
0170 MANHATTAN PCT 003	6	1	90	177	6	4	5	0	0	0	0	2	1
0171 MANHATTAN PCT 004	0	0	87	128	4	3	2	0	1	0	0	1	1
0172 MONEE PCT 001	0	0	64	174	3	1	0	0	0	0	0	0	0
0173 MONEE PCT 002	0	0	98	250	5	2	0	0	0	0	0	0	1
0174 MONEE PCT 003	0	0	81	155	0	4	2	0	0	0	0	2	0
0175 MONEE PCT 004	3	0	94	201	2	1	1	0	1	0	0	1	0
0176 MONEE PCT 005	1	1	83	246	5	4	0	0	0	0	0	0	0
0177 MONEE PCT 006	1	0	78	186	1	4	0	1	0	0	0	0	1
0178 MONEE PCT 007	1	1	70	306	6	3	0	0	1	0	0	2	2
0179 MONEE PCT 008	3	0	68	121	2	0	1	0	0	1	0	1	3
0180 NEW LENOX PCT 001	0	1	78	124	1	2	0	0	0	1	0	1	0
0181 NEW LENOX PCT 002	2	0	42	115	5	2	0	0	0	0	0	2	0
0182 NEW LENOX PCT 003	0	0	72	102	4	5	1	0	0	0	0	0	0
0183 NEW LENOX PCT 004	4	0	67	84	2	4	2	0	1	0	0	0	0
0184 NEW LENOX PCT 005	3	0	78	98	3	7	0	0	0	0	0	0	0
0185 NEW LENOX PCT 006	0	0	54	94	5	2	1	1	0	0	0	0	0
0186 NEW LENOX PCT 007	1	0	88	141	1	1	2	0	0	0	0	3	1
0187 NEW LENOX PCT 008	1	0	43	142	5	1	3	0	1	0	0	1	0
0188 NEW LENOX PCT 009	0	0	81	132	6	3	1	0	1	0	0	3	0
0189 NEW LENOX PCT 010	1	0	69	159	8	2	3	1	0	0	0	1	0
0190 NEW LENOX PCT 011	4	1	101	156	3	5	0	0	0	1	1	2	1
0191 NEW LENOX PCT 012	0	0	82	110	2	4	1	0	1	0	0	1	0
0192 NEW LENOX PCT 013	0	0	72	137	4	3	1	0	0	0	0	0	0
0193 NEW LENOX PCT 014	1	0	125	196	0	8	3	1	0	0	0	1	0
0194 NEW LENOX PCT 015	0	0	43	148	7	1	2	0	0	0	0	2	0
0195 NEW LENOX PCT 016	1	0	84	155	5	4	1	1	0	0	0	4	0

ABSTRACT OF VOTES

WILL COUNTY, ILLINOIS
GENERAL PRIMARY ELECTION
MARCH 17, 2020
DEMOCRATIC

OFFICIAL RESULTS

REPORT-EL52 PAGE 0011

PRESIDENT OF THE UNITED STATES - TOTAL

Vote for not more than 1

01 = Candidate Withdrawn	386	.47		
02 = Deval Patrick	51	.06	08 = Tom Steyer	60 .07
03 = Bernie Sanders	28,785	35.30	09 = Andrew Yang	191 .23
04 = Joseph R. Biden	48,813	59.86	10 = Michael Bennet	43 .05
05 = Michael R. Bloomberg	1,201	1.47	11 = John K. Delaney	53 .06
06 = Elizabeth Warren	901	1.10	12 = Tulsi Gabbard	427 .52
07 = Pete Buttigieg	516	.63	13 = Cory Booker	124 .15

(CONTINUED FROM PREVIOUS PAGE)

	01	02	03	04	05	06	07	08	09	10	11	12	13
0196 NEW LENOX PCT 017	1	1	65	133	10	6	1	0	1	0	0	3	0
0197 NEW LENOX PCT 018	2	0	81	125	5	6	4	0	0	0	0	1	1
0198 NEW LENOX PCT 019	0	0	80	192	4	0	2	0	1	1	0	1	0
0199 NEW LENOX PCT 020	1	0	94	177	5	4	5	0	0	0	0	3	0
0200 PEOTONE PCT 001	1	0	97	136	2	8	1	1	1	0	0	1	0
0201 PEOTONE PCT 002	0	0	61	132	4	1	4	0	1	2	0	4	0
0202 PLAINFIELD PCT 001	0	0	116	153	4	4	2	0	0	0	0	0	1
0203 PLAINFIELD PCT 002	1	0	122	148	2	1	1	0	1	0	0	2	0
0204 PLAINFIELD PCT 003	0	0	53	139	3	1	0	0	0	0	1	0	0
0205 PLAINFIELD PCT 004	0	0	69	90	1	3	1	0	0	0	0	1	0
0206 PLAINFIELD PCT 005	1	0	140	119	2	6	0	0	0	0	0	0	0
0207 PLAINFIELD PCT 006	1	0	149	187	2	2	2	1	0	2	0	1	0
0208 PLAINFIELD PCT 007	0	0	203	202	5	5	3	0	1	0	0	1	0
0209 PLAINFIELD PCT 008	0	0	93	169	3	2	2	0	1	0	0	4	1
0210 PLAINFIELD PCT 009	2	0	98	162	4	2	2	0	1	0	0	4	0
0211 PLAINFIELD PCT 010	1	0	64	111	5	3	1	0	0	0	0	0	0
0212 PLAINFIELD PCT 011	0	0	65	81	4	2	1	0	1	0	0	0	0
0213 PLAINFIELD PCT 012	0	0	172	175	2	1	2	0	3	0	0	0	0
0214 PLAINFIELD PCT 013	2	1	131	208	7	3	2	1	0	0	0	1	2
0215 PLAINFIELD PCT 014	2	0	67	161	4	4	3	0	2	0	0	0	0
0216 PLAINFIELD PCT 015	3	0	70	139	1	1	0	1	3	0	0	1	0
0217 PLAINFIELD PCT 016	1	0	79	160	1	5	1	0	0	0	0	0	0
0218 PLAINFIELD PCT 017	2	0	113	125	5	0	1	0	0	0	1	1	0
0219 PLAINFIELD PCT 018	0	0	132	150	0	3	3	0	1	1	0	2	1
0220 PLAINFIELD PCT 019	0	0	137	133	1	1	3	0	1	0	2	3	0
0221 PLAINFIELD PCT 020	1	0	117	150	1	7	1	0	0	0	0	3	0
0222 PLAINFIELD PCT 021	1	1	86	123	3	1	0	1	0	0	0	2	0
0223 PLAINFIELD PCT 022	2	0	99	165	3	6	1	0	2	0	0	2	1
0224 PLAINFIELD PCT 023	2	0	73	113	0	1	1	0	0	0	0	0	1
0225 PLAINFIELD PCT 024	3	0	65	135	6	3	1	0	1	0	0	1	0
0226 PLAINFIELD PCT 025	2	0	124	135	2	4	0	0	3	0	0	2	0
0227 PLAINFIELD PCT 026	1	0	123	127	1	0	1	0	1	0	0	4	1
0228 PLAINFIELD PCT 027	0	0	146	157	3	5	2	1	2	0	0	1	1
0229 PLAINFIELD PCT 028	1	0	125	138	1	2	2	0	1	0	1	3	0
0230 PLAINFIELD PCT 029	0	0	114	128	1	2	4	0	0	0	0	0	1
0231 PLAINFIELD PCT 030	0	1	107	139	3	1	2	1	1	0	0	1	0
0232 PLAINFIELD PCT 031	0	1	130	104	1	0	2	0	0	0	0	3	1
0233 PLAINFIELD PCT 032	2	0	102	128	2	2	4	0	0	0	0	4	0
0234 PLAINFIELD PCT 033	2	1	104	134	5	6	1	0	0	0	0	0	0
0235 PLAINFIELD PCT 034	0	0	80	144	4	0	0	0	2	0	0	1	0
0236 PLAINFIELD PCT 035	0	1	141	161	1	5	3	0	0	0	0	2	0
0237 REED PCT 001	1	0	61	88	1	1	2	2	0	0	0	3	0
0238 REED PCT 002	2	0	61	91	7	4	0	0	0	0	0	0	0
0239 REED PCT 003	1	0	50	76	4	2	0	0	0	0	0	2	1
0240 TROY PCT 001	0	0	174	188	6	3	1	1	0	1	0	2	0
0241 TROY PCT 002	1	0	125	149	8	2	0	0	0	0	0	3	2
0242 TROY PCT 003	2	0	55	105	1	1	2	0	2	0	0	2	0
0243 TROY PCT 004	1	0	97	117	1	3	0	0	1	0	0	2	0
0244 TROY PCT 005	2	0	58	137	5	3	1	0	1	0	0	0	0

ABSTRACT OF VOTES

WILL COUNTY, ILLINOIS
GENERAL PRIMARY ELECTION
MARCH 17, 2020
DEMOCRATIC

OFFICIAL RESULTS

REPORT-EL52

PAGE 0012

PRESIDENT OF THE UNITED STATES - TOTAL

Vote for not more than 1

	VOTES	PERCENT		VOTES	PERCENT
01 = Candidate Withdrawn	386	.47			
02 = Deval Patrick	51	.06	08 = Tom Steyer	60	.07
03 = Bernie Sanders	28,785	35.30	09 = Andrew Yang	191	.23
04 = Joseph R. Biden	48,813	59.86	10 = Michael Bennet	43	.05
05 = Michael R. Bloomberg	1,201	1.47	11 = John K. Delaney	53	.06
06 = Elizabeth Warren	901	1.10	12 = Tulsi Gabbard	427	.52
07 = Pete Buttigieg	516	.63	13 = Cory Booker	124	.15

(CONTINUED FROM PREVIOUS PAGE)

	01	02	03	04	05	06	07	08	09	10	11	12	13
0245 TROY PCT 006	1	0	82	102	2	3	1	0	0	0	0	0	2
0246 TROY PCT 007	0	1	108	243	8	4	3	1	2	0	0	0	3
0247 TROY PCT 008	3	0	127	245	6	3	2	0	0	3	0	6	2
0248 TROY PCT 009	0	0	73	148	3	0	3	0	1	1	0	2	0
0249 TROY PCT 010	2	0	75	135	5	6	3	0	1	0	0	1	0
0250 TROY PCT 011	4	0	109	205	8	1	3	1	1	0	0	1	1
0251 TROY PCT 012	6	0	88	161	5	1	4	0	0	0	0	1	2
0252 TROY PCT 013	5	0	73	339	9	4	5	0	1	0	0	3	0
0253 TROY PCT 014	2	0	82	175	4	4	4	0	2	0	0	2	0
0254 TROY PCT 015	3	0	97	173	5	3	1	0	0	0	0	0	0
0255 TROY PCT 016	6	0	100	207	5	3	2	1	1	1	0	0	1
0256 TROY PCT 017	1	0	72	178	3	3	2	0	0	0	1	2	1
0257 TROY PCT 018	1	0	95	147	2	3	0	0	0	0	0	0	0
0258 TROY PCT 019	1	0	139	178	4	3	0	1	0	0	0	0	0
0259 TROY PCT 020	0	0	83	187	0	6	3	0	1	0	0	2	2
0260 TROY PCT 021	1	1	70	162	2	1	3	0	2	1	2	4	1
0261 TROY PCT 022	1	0	24	83	1	0	0	0	0	0	0	1	0
0262 WASHINGTON PCT 001	4	0	44	127	3	0	0	0	0	0	1	0	0
0263 WASHINGTON PCT 002	1	0	72	125	2	1	1	0	1	0	0	2	0
0264 WASHINGTON PCT 003	0	0	49	69	2	2	1	0	2	0	0	1	0
0265 WESLEY PCT 001	2	0	45	81	4	1	2	0	0	0	0	2	0
0266 WHEATLAND PCT 001	1	0	142	290	5	1	3	1	2	0	1	0	0
0267 WHEATLAND PCT 002	1	0	87	385	16	9	5	1	0	0	0	2	0
0268 WHEATLAND PCT 003	2	0	93	211	3	2	0	0	1	0	1	0	0
0269 WHEATLAND PCT 004	2	0	166	207	6	8	2	0	4	0	0	1	0
0270 WHEATLAND PCT 005	0	0	126	225	3	6	3	0	0	0	0	4	0
0271 WHEATLAND PCT 006	0	0	112	188	4	1	2	0	1	0	0	0	0
0272 WHEATLAND PCT 007	1	0	82	197	4	3	0	0	0	0	0	1	0
0273 WHEATLAND PCT 008	1	0	91	258	0	4	3	0	5	0	0	0	0
0274 WHEATLAND PCT 009	2	0	145	243	7	5	0	0	1	0	0	5	0
0275 WHEATLAND PCT 010	2	0	87	203	4	6	3	0	1	0	0	4	0
0276 WHEATLAND PCT 011	1	0	112	324	3	3	2	0	2	0	0	2	0
0277 WHEATLAND PCT 012	2	0	81	229	2	3	1	0	0	0	0	1	0
0278 WHEATLAND PCT 013	1	0	74	171	1	4	1	0	1	0	0	2	0
0279 WHEATLAND PCT 014	5	0	87	245	2	5	5	0	2	0	0	0	0
0280 WHEATLAND PCT 015	1	0	124	165	3	1	2	1	1	0	0	1	0
0281 WHEATLAND PCT 016	0	0	102	191	3	4	1	0	0	0	0	0	0
0282 WHEATLAND PCT 017	0	0	116	239	2	6	6	0	2	0	0	1	0
0283 WHEATLAND PCT 018	1	0	104	216	1	4	1	0	2	0	0	0	0
0284 WHEATLAND PCT 019	3	0	109	208	1	2	2	0	2	0	0	3	0
0285 WHEATLAND PCT 020	0	0	63	160	1	1	2	0	0	0	0	2	0
0286 WHEATLAND PCT 021	0	0	72	220	0	5	3	0	0	0	0	0	0
0287 WHEATLAND PCT 022	0	1	195	221	3	7	4	1	0	0	0	0	1
0288 WHEATLAND PCT 023	1	1	120	198	4	3	6	0	1	0	0	2	0
0289 WHEATLAND PCT 024	2	0	78	164	1	4	0	0	0	0	0	1	0
0290 WHEATLAND PCT 025	0	0	116	162	1	0	1	0	0	0	0	1	0
0291 WHEATLAND PCT 026	0	0	104	203	10	2	4	0	2	0	0	0	1
0292 WHEATLAND PCT 027	3	0	153	291	5	3	2	0	0	0	0	0	2
0293 WHEATLAND PCT 028	1	0	95	182	1	2	2	0	0	0	0	3	0

ABSTRACT OF VOTES

WILL COUNTY, ILLINOIS
GENERAL PRIMARY ELECTION
MARCH 17, 2020
DEMOCRATIC

OFFICIAL RESULTS

REPORT-EL52

PAGE 0013

PRESIDENT OF THE UNITED STATES - TOTAL

VOTES PERCENT

VOTES PERCENT

Vote for not more than 1

01 = Candidate Withdrawn

02 = Deval Patrick

03 = Bernie Sanders

04 = Joseph R. Biden

05 = Michael R. Bloomberg

06 = Elizabeth Warren

07 = Pete Buttigieg

386 .47

51 .06

28,785 35.30

48,813 59.86

1,201 1.47

901 1.10

516 .63

08 = Tom Steyer

09 = Andrew Yang

10 = Michael Bennet

11 = John K. Delaney

12 = Tulsi Gabbard

13 = Cory Booker

60 .07

191 .23

43 .05

53 .06

427 .52

124 .15

(CONTINUED FROM PREVIOUS PAGE)

	01	02	03	04	05	06	07	08	09	10	11	12	13
0294 WHEATLAND PCT 029	3	0	125	196	0	5	3	0	0	0	0	2	0
0295 WHEATLAND PCT 030	3	2	98	174	1	5	3	0	1	0	0	2	0
0296 WHEATLAND PCT 031	0	1	116	190	3	4	1	0	2	0	0	0	1
0297 WHEATLAND PCT 032	1	0	137	255	6	3	3	1	1	0	0	3	0
0298 WHEATLAND PCT 033	0	0	159	243	3	9	2	1	4	0	0	0	0
0299 WHEATLAND PCT 034	1	0	234	270	5	9	0	0	4	0	1	0	1
0300 WILL PCT 001	2	0	52	55	2	1	1	0	1	0	0	1	0
0301 WILMINGTON PCT 001	1	0	74	109	4	2	6	0	1	0	0	2	0
0302 WILMINGTON PCT 002	1	0	58	67	1	0	2	0	0	0	0	1	1
0303 WILMINGTON PCT 003	1	0	46	87	4	6	5	0	0	0	1	2	0
0304 WILTON PCT 001	1	0	24	46	2	1	0	0	0	0	0	3	0

ABSTRACT OF VOTES

WILL COUNTY, ILLINOIS
GENERAL PRIMARY ELECTION
MARCH 17, 2020
DEMOCRATIC

OFFICIAL RESULTS

REPORT-EL52

PAGE 0014

VOTES PERCENT

VOTES PERCENT

PRESIDENT OF THE UNITED STATES
1ST CONGRESSIONAL DISTRICT

Vote for not more than 1

01 = Candidate Withdrawn
02 = Deval Patrick
03 = Bernie Sanders
04 = Joseph R. Biden
05 = Michael R. Bloomberg
06 = Elizabeth Warren
07 = Pete Buttigieg

51 .46
3 .03
3,553 32.16
6,965 63.04
155 1.40
140 1.27
74 .67

08 = Tom Steyer
09 = Andrew Yang
10 = Michael Bennet
11 = John K. Delaney
12 = Tulsi Gabbard
13 = Cory Booker

3 .03
16 .14
4 .04
10 .09
61 .55
14 .13

	01	02	03	04	05	06	07	08	09	10	11	12	13
0057 FRANKFORT PCT 001	1	0	102	165	1	2	2	0	1	0	0	1	1
0058 FRANKFORT PCT 002	2	0	57	171	4	4	4	0	0	0	0	1	0
0059 FRANKFORT PCT 003	0	0	99	177	3	3	2	0	0	0	0	0	0
0060 FRANKFORT PCT 004	2	0	84	112	6	2	2	1	0	0	1	2	0
0061 FRANKFORT PCT 005	0	0	129	187	3	4	3	1	1	0	0	0	0
0062 FRANKFORT PCT 006	4	0	78	107	1	5	1	0	0	0	0	3	0
0063 FRANKFORT PCT 007	0	0	65	135	4	4	3	0	0	0	1	0	0
0064 FRANKFORT PCT 008	0	0	71	134	1	2	2	0	0	0	0	0	0
0065 FRANKFORT PCT 009	0	0	64	148	5	5	2	0	0	0	0	0	0
0066 FRANKFORT PCT 010	3	0	88	204	3	2	2	0	1	0	1	0	0
0067 FRANKFORT PCT 011	4	0	93	174	3	3	2	0	0	0	1	1	0
0068 FRANKFORT PCT 012	0	0	60	156	3	2	1	0	0	0	0	0	0
0069 FRANKFORT PCT 013	2	0	74	134	0	1	2	0	0	0	0	4	0
0070 FRANKFORT PCT 014	0	0	112	132	0	1	0	0	0	0	0	2	1
0071 FRANKFORT PCT 015	2	0	63	100	3	3	0	0	1	0	0	2	0
0072 FRANKFORT PCT 016	2	1	72	181	1	4	0	0	0	0	1	2	1
0073 FRANKFORT PCT 017	2	0	61	180	2	2	1	0	0	0	0	1	0
0074 FRANKFORT PCT 018	1	0	78	144	2	3	1	0	0	0	1	0	0
0075 FRANKFORT PCT 019	0	0	114	131	5	2	3	0	0	0	0	0	2
0076 FRANKFORT PCT 020	0	0	87	120	2	3	0	0	0	0	0	1	0
0077 FRANKFORT PCT 021	0	0	69	149	4	1	1	0	0	0	0	0	0
0078 FRANKFORT PCT 022	3	0	61	186	4	5	1	0	0	0	0	0	0
0079 FRANKFORT PCT 023	1	0	46	178	6	7	2	0	0	0	0	2	0
0080 FRANKFORT PCT 024	4	0	100	190	1	3	2	0	1	0	0	5	0
0081 FRANKFORT PCT 025	1	0	65	169	4	1	0	0	0	1	0	1	0
0082 FRANKFORT PCT 026	0	0	80	178	1	4	1	0	0	0	0	1	0
0083 FRANKFORT PCT 027	0	0	62	97	6	1	0	0	0	0	0	1	0
0084 FRANKFORT PCT 028	0	0	87	211	4	2	0	0	1	1	0	2	0
0085 GREEN GARDEN PCT 001	0	0	46	121	0	2	1	0	0	1	0	1	0
0086 GREEN GARDEN PCT 002	0	0	68	114	1	3	0	0	0	0	0	1	1
0105 JACKSON PCT 001	1	0	42	87	4	2	2	0	0	0	0	0	0
0106 JACKSON PCT 002	3	0	60	150	2	6	1	0	2	0	1	6	3
0168 MANHATTAN PCT 001	1	0	64	142	2	3	0	0	1	0	1	1	0
0169 MANHATTAN PCT 002	0	0	87	166	8	1	0	0	2	0	2	1	1
0170 MANHATTAN PCT 003	6	1	90	177	6	4	5	0	0	0	0	2	1
0171 MANHATTAN PCT 004	0	0	87	128	4	3	2	0	1	0	0	1	1
0181 NEW LENOX PCT 002	0	0	17	42	3	1	0	0	0	0	0	0	0
0186 NEW LENOX PCT 007	1	0	88	141	1	1	2	0	0	0	0	3	1
0187 NEW LENOX PCT 008	1	0	43	142	5	1	3	0	1	0	0	1	0
0191 NEW LENOX PCT 012	0	0	82	110	2	4	1	0	1	0	0	1	0
0192 NEW LENOX PCT 013	0	0	72	137	4	3	1	0	0	0	0	0	0
0193 NEW LENOX PCT 014	1	0	125	196	0	8	3	1	0	0	0	1	0
0194 NEW LENOX PCT 015	0	0	43	148	7	1	2	0	0	0	0	2	0
0196 NEW LENOX PCT 017	1	1	65	133	10	6	1	0	1	0	0	3	0
0197 NEW LENOX PCT 018	1	0	79	112	5	6	3	0	0	0	0	1	1
0198 NEW LENOX PCT 019	0	0	80	192	4	0	2	0	1	1	0	1	0
0199 NEW LENOX PCT 020	1	0	94	177	5	4	5	0	0	0	0	3	0

ABSTRACT OF VOTES

WILL COUNTY, ILLINOIS
GENERAL PRIMARY ELECTION
MARCH 17, 2020
DEMOCRATIC

OFFICIAL RESULTS

REPORT-EL52

PAGE 0015

PRESIDENT OF THE UNITED STATES
2ND CONGRESSIONAL DISTRICT

VOTES PERCENT

VOTES PERCENT

Vote for not more than 1

01 = Candidate Withdrawn	27	.40		
02 = Deval Patrick	6	.09	08 = Tom Steyer	4 .06
03 = Bernie Sanders	1,877	28.15	09 = Andrew Yang	14 .21
04 = Joseph R. Biden	4,516	67.72	10 = Michael Bennet	4 .06
05 = Michael R. Bloomberg	86	1.29	11 = John K. Delaney	4 .06
06 = Elizabeth Warren	66	.99	12 = Tulsi Gabbard	26 .39
07 = Pete Buttigieg	20	.30	13 = Cory Booker	19 .28

	01	02	03	04	05	06	07	08	09	10	11	12	13
0006 CRETE PCT 001	0	1	101	222	6	2	0	0	1	0	1	1	3
0007 CRETE PCT 002	0	0	72	139	1	3	1	0	1	0	0	0	2
0008 CRETE PCT 003	1	0	60	143	2	6	1	0	1	0	0	0	0
0009 CRETE PCT 004	3	0	78	235	7	6	0	0	1	0	0	3	0
0010 CRETE PCT 005	2	1	87	301	5	3	1	1	1	0	1	0	0
0011 CRETE PCT 006	0	1	75	234	3	1	1	0	1	0	0	0	1
0012 CRETE PCT 007	0	0	78	272	4	4	0	0	0	1	0	1	1
0013 CRETE PCT 008	0	1	85	202	4	1	3	0	0	0	0	1	4
0014 CRETE PCT 009	1	0	65	121	3	3	0	0	0	0	0	0	0
0015 CRETE PCT 010	0	0	33	89	1	1	1	0	0	0	1	0	1
0016 CRETE PCT 011	0	0	51	100	3	2	0	1	0	0	0	1	0
0017 CRETE PCT 012	2	0	57	129	6	1	0	0	0	0	0	1	0
0172 MONEE PCT 001	0	0	64	174	3	1	0	0	0	0	0	0	0
0173 MONEE PCT 002	0	0	98	250	5	2	0	0	0	0	0	0	1
0174 MONEE PCT 003	0	0	81	155	0	4	2	0	0	0	0	2	0
0175 MONEE PCT 004	3	0	94	201	2	1	1	0	1	0	0	1	0
0176 MONEE PCT 005	1	1	83	246	5	4	0	0	0	0	0	0	0
0177 MONEE PCT 006	1	0	78	186	1	4	0	1	0	0	0	0	1
0178 MONEE PCT 007	1	1	70	306	6	3	0	0	1	0	0	2	2
0179 MONEE PCT 008	3	0	68	121	2	0	1	0	0	1	0	1	3
0200 PEOTONE PCT 001	1	0	97	136	2	8	1	1	1	0	0	1	0
0201 PEOTONE PCT 002	0	0	61	132	4	1	4	0	1	2	0	4	0
0262 WASHINGTON PCT 001	4	0	44	127	3	0	0	0	0	0	1	0	0
0263 WASHINGTON PCT 002	1	0	72	125	2	1	1	0	1	0	0	2	0
0264 WASHINGTON PCT 003	0	0	49	69	2	2	1	0	2	0	0	1	0
0300 WILL PCT 001	2	0	52	55	2	1	1	0	1	0	0	1	0
0304 WILTON PCT 001	1	0	24	46	2	1	0	0	0	0	0	3	0

ABSTRACT OF VOTES

WILL COUNTY, ILLINOIS
GENERAL PRIMARY ELECTION
MARCH 17, 2020
DEMOCRATIC

OFFICIAL RESULTS

REPORT-EL52

PAGE 0016

PRESIDENT OF THE UNITED STATES
3RD CONGRESSIONAL DISTRICT

VOTES PERCENT

VOTES PERCENT

Vote for not more than 1

01 = Candidate Withdrawn
02 = Deval Patrick
03 = Bernie Sanders
04 = Joseph R. Biden
05 = Michael R. Bloomberg
06 = Elizabeth Warren
07 = Pete Buttigieg

61 .62
9 .09
3,633 36.73
5,637 56.99
204 2.06
112 1.13
73 .74

08 = Tom Steyer
09 = Andrew Yang
10 = Michael Bennet
11 = John K. Delaney
12 = Tulsi Gabbard
13 = Cory Booker

13 .13
26 .26
6 .06
7 .07
91 .92
20 .20

	01	02	03	04	05	06	07	08	09	10	11	12	13
0050 DU PAGE PCT 032	0	0	41	45	3	1	0	0	0	0	0	2	0
0051 DU PAGE PCT 033	0	0	11	22	2	0	0	0	0	0	0	0	0
0053 DU PAGE PCT 035	0	2	105	92	3	1	0	0	1	0	0	1	1
0054 DU PAGE PCT 036	0	0	135	173	6	3	3	2	1	0	0	2	1
0055 DU PAGE PCT 037	3	0	134	96	4	1	0	1	0	1	1	2	0
0087 HOMER PCT 001	1	0	75	81	1	5	2	0	0	0	0	5	1
0088 HOMER PCT 002	1	1	87	146	3	3	3	0	3	0	0	3	0
0089 HOMER PCT 003	0	0	53	132	3	5	1	0	0	0	1	2	0
0090 HOMER PCT 004	1	0	63	121	7	0	1	0	0	0	1	2	0
0091 HOMER PCT 005	4	0	46	113	7	0	2	0	1	0	0	1	0
0092 HOMER PCT 006	0	0	60	132	8	2	1	0	0	0	0	1	0
0093 HOMER PCT 007	2	0	78	148	9	3	6	0	1	0	0	6	0
0094 HOMER PCT 008	0	0	73	122	5	3	0	0	0	0	0	1	0
0095 HOMER PCT 009	1	0	68	127	6	1	1	0	0	0	0	0	0
0096 HOMER PCT 010	3	1	71	164	5	3	5	0	1	0	0	0	1
0097 HOMER PCT 011	3	0	94	139	2	0	0	0	0	0	0	1	0
0098 HOMER PCT 012	4	0	67	112	1	5	0	0	0	0	0	8	0
0099 HOMER PCT 013	1	0	74	156	5	2	0	0	1	0	0	1	0
0100 HOMER PCT 014	0	0	152	185	10	0	2	1	1	1	0	1	0
0101 HOMER PCT 015	0	0	103	217	10	4	2	0	1	0	0	6	0
0102 HOMER PCT 016	0	0	68	132	5	4	3	0	1	1	0	2	0
0103 HOMER PCT 017	4	0	61	116	6	1	1	0	0	0	0	3	0
0104 HOMER PCT 018	0	0	75	175	2	6	4	0	2	0	0	1	0
0107 JOLIET PCT 001	4	0	105	172	6	1	4	0	0	0	0	0	0
0108 JOLIET PCT 002	0	0	70	123	2	5	0	2	0	0	0	1	1
0109 JOLIET PCT 003	1	0	77	96	1	2	0	1	1	0	0	2	1
0145 LOCKPORT PCT 002	2	1	132	175	2	5	3	2	1	1	2	2	0
0146 LOCKPORT PCT 003	1	0	148	118	5	3	2	0	1	0	0	1	0
0147 LOCKPORT PCT 004	2	0	98	109	4	2	0	0	1	1	0	2	1
0148 LOCKPORT PCT 005	0	0	75	127	6	3	3	0	0	0	0	1	1
0153 LOCKPORT PCT 010	2	0	130	152	5	2	1	1	1	0	0	4	0
0154 LOCKPORT PCT 011	0	0	83	160	3	2	3	0	0	0	1	2	1
0155 LOCKPORT PCT 012	1	1	93	126	11	1	2	0	0	0	0	2	2
0158 LOCKPORT PCT 015	2	0	118	144	1	4	0	0	2	0	0	3	1
0159 LOCKPORT PCT 016	3	0	140	154	6	6	3	1	0	0	0	2	0
0160 LOCKPORT PCT 017	2	1	110	172	9	4	4	1	0	0	0	7	0
0161 LOCKPORT PCT 018	2	1	112	136	3	6	1	0	3	0	0	2	2
0162 LOCKPORT PCT 019	7	0	51	242	16	3	7	1	0	0	1	1	1
0163 LOCKPORT PCT 020	0	0	1	0	0	0	0	0	0	0	0	0	0
0164 LOCKPORT PCT 021	2	0	90	143	2	3	1	0	1	0	0	4	2
0165 LOCKPORT PCT 022	1	0	75	109	4	3	1	0	1	0	0	2	1
0166 LOCKPORT PCT 023	0	0	78	82	1	1	0	0	0	0	0	2	0
0167 LOCKPORT PCT 024	1	1	53	151	4	3	1	0	0	1	0	0	2

ABSTRACT OF VOTES

WILL COUNTY, ILLINOIS
GENERAL PRIMARY ELECTION
MARCH 17, 2020
DEMOCRATIC

OFFICIAL RESULTS

REPORT-EL52 PAGE 0017

PRESIDENT OF THE UNITED STATES
11TH CONGRESSIONAL DISTRICT

VOTES PERCENT

VOTES PERCENT

Vote for not more than 1

01 = Candidate Withdrawn	182	.47		
02 = Deval Patrick	26	.07	08 = Tom Steyer	32 .08
03 = Bernie Sanders	14,670	38.26	09 = Andrew Yang	90 .23
04 = Joseph R. Biden	21,853	56.99	10 = Michael Bennet	28 .07
05 = Michael R. Bloomberg	571	1.49	11 = John K. Delaney	24 .06
06 = Elizabeth Warren	410	1.07	12 = Tulsi Gabbard	166 .43
07 = Pete Buttigieg	235	.61	13 = Cory Booker	55 .14

	01	02	03	04	05	06	07	08	09	10	11	12	13
0019 DU PAGE PCT 001	1	0	136	247	3	6	5	0	2	0	0	1	0
0020 DU PAGE PCT 002	0	0	72	250	3	4	2	0	1	0	0	0	0
0021 DU PAGE PCT 003	2	0	86	258	4	5	1	0	2	0	0	4	1
0022 DU PAGE PCT 004	2	0	99	159	1	2	1	0	0	0	0	4	0
0023 DU PAGE PCT 005	0	0	89	170	4	1	1	0	2	1	1	1	0
0024 DU PAGE PCT 006	0	0	94	181	2	5	3	0	1	0	0	0	0
0025 DU PAGE PCT 007	0	0	74	243	1	1	6	0	2	0	0	1	0
0026 DU PAGE PCT 008	0	0	142	205	6	4	1	0	0	0	0	2	1
0027 DU PAGE PCT 009	2	1	105	162	4	0	2	0	2	0	0	1	0
0028 DU PAGE PCT 010	1	0	179	234	4	8	2	0	0	0	0	1	0
0029 DU PAGE PCT 011	1	0	118	216	3	3	4	1	0	0	0	1	1
0030 DU PAGE PCT 012	1	1	102	179	8	5	2	0	1	0	0	0	0
0031 DU PAGE PCT 013	0	0	134	231	3	3	0	0	0	0	0	1	0
0032 DU PAGE PCT 014	1	0	112	205	5	7	0	0	0	0	0	0	0
0033 DU PAGE PCT 015	1	0	134	176	1	3	5	0	0	0	0	2	0
0034 DU PAGE PCT 016	4	0	156	208	4	7	5	0	0	1	0	2	0
0035 DU PAGE PCT 017	1	0	165	224	4	7	1	0	1	0	0	0	1
0036 DU PAGE PCT 018	0	0	127	181	4	3	0	0	1	0	0	0	1
0037 DU PAGE PCT 019	0	0	151	162	8	1	1	0	0	0	0	1	1
0038 DU PAGE PCT 020	0	0	109	142	2	5	0	0	0	0	0	2	0
0039 DU PAGE PCT 021	2	0	141	183	3	2	0	1	0	0	0	0	1
0040 DU PAGE PCT 022	1	0	159	165	6	9	2	0	0	0	0	2	0
0041 DU PAGE PCT 023	1	0	200	245	11	6	3	1	0	0	0	2	1
0042 DU PAGE PCT 024	1	0	98	206	7	3	2	1	1	0	0	0	0
0043 DU PAGE PCT 025	2	1	100	175	5	2	2	2	0	0	1	2	0
0044 DU PAGE PCT 026	1	0	127	134	5	4	0	0	0	0	0	0	0
0045 DU PAGE PCT 027	1	0	150	224	3	3	0	1	0	0	0	1	0
0046 DU PAGE PCT 028	1	0	140	168	8	3	0	0	0	1	1	2	1
0047 DU PAGE PCT 029	0	0	152	223	2	7	3	0	1	1	0	1	0
0048 DU PAGE PCT 030	0	0	136	206	2	0	0	0	3	0	0	0	0
0049 DU PAGE PCT 031	0	0	75	124	2	2	0	0	1	0	0	1	0
0050 DU PAGE PCT 032	2	0	108	121	0	3	0	0	2	1	0	2	0
0051 DU PAGE PCT 033	1	0	99	113	3	3	2	0	0	1	0	0	0
0052 DU PAGE PCT 034	0	0	24	193	6	3	3	0	0	0	0	0	0
0054 DU PAGE PCT 036	0	0	2	9	0	0	0	0	0	0	0	0	0
0105 JACKSON PCT 001	1	0	27	39	4	2	1	0	0	0	1	0	1
0107 JOLIET PCT 001	0	0	8	6	0	0	1	0	0	0	0	0	0
0108 JOLIET PCT 002	0	0	0	1	0	0	0	0	0	0	0	0	0
0110 JOLIET PCT 004	3	0	102	91	6	2	4	0	0	0	0	1	0
0111 JOLIET PCT 005	2	0	57	149	9	1	0	0	0	0	1	0	1
0112 JOLIET PCT 006	1	1	101	116	5	0	1	0	0	0	1	0	2
0113 JOLIET PCT 007	1	1	107	175	9	3	1	0	1	0	0	0	1
0114 JOLIET PCT 008	1	0	86	116	7	1	1	0	0	0	2	2	0
0115 JOLIET PCT 009	0	0	95	116	1	4	4	0	0	0	0	0	0
0116 JOLIET PCT 010	3	0	94	133	4	3	2	2	2	0	2	0	0
0117 JOLIET PCT 011	0	0	104	103	2	0	1	0	1	0	0	1	0
0118 JOLIET PCT 012	2	0	152	84	3	2	0	0	0	0	0	1	0
0119 JOLIET PCT 013	1	2	158	90	1	1	0	1	0	0	0	0	0

ABSTRACT OF VOTES

WILL COUNTY, ILLINOIS
GENERAL PRIMARY ELECTION
MARCH 17, 2020
DEMOCRATIC

OFFICIAL RESULTS

REPORT-EL52

PAGE 0018

VOTES PERCENT

VOTES PERCENT

PRESIDENT OF THE UNITED STATES
11TH CONGRESSIONAL DISTRICT

Vote for not more than 1

01 = Candidate Withdrawn	182	.47		
02 = Deval Patrick	26	.07	08 = Tom Steyer	32 .08
03 = Bernie Sanders	14,670	38.26	09 = Andrew Yang	90 .23
04 = Joseph R. Biden	21,853	56.99	10 = Michael Bennet	28 .07
05 = Michael R. Bloomberg	571	1.49	11 = John K. Delaney	24 .06
06 = Elizabeth Warren	410	1.07	12 = Tulsi Gabbard	166 .43
07 = Pete Buttigieg	235	.61	13 = Cory Booker	55 .14

(CONTINUED FROM PREVIOUS PAGE)

	01	02	03	04	05	06	07	08	09	10	11	12	13
0120 JOLIET PCT 014	0	0	148	69	2	1	1	0	1	0	1	5	0
0121 JOLIET PCT 015	0	0	111	84	2	5	0	0	0	0	1	0	0
0122 JOLIET PCT 016	2	1	89	209	8	1	2	0	0	2	0	1	0
0123 JOLIET PCT 017	2	0	99	168	8	1	2	0	0	1	0	3	1
0124 JOLIET PCT 018	3	0	112	212	9	3	3	0	1	0	0	5	1
0125 JOLIET PCT 019	5	0	117	126	6	4	3	0	0	1	0	2	2
0126 JOLIET PCT 020	1	0	79	167	14	3	1	1	0	1	2	1	0
0127 JOLIET PCT 021	0	0	132	160	6	5	1	0	3	0	0	3	2
0128 JOLIET PCT 022	0	0	114	132	6	5	3	1	0	1	0	1	0
0129 JOLIET PCT 023	1	0	111	127	4	1	1	0	1	0	0	1	3
0130 JOLIET PCT 024	1	0	81	111	7	1	2	2	0	0	0	0	0
0131 JOLIET PCT 025	3	1	85	130	11	1	7	0	2	0	1	3	0
0132 JOLIET PCT 026	0	0	117	136	0	3	2	1	1	0	0	2	1
0133 JOLIET PCT 027	0	0	62	43	0	2	1	0	1	0	0	0	1
0134 JOLIET PCT 028	1	1	74	122	2	1	0	0	0	0	1	0	2
0135 JOLIET PCT 029	1	2	104	98	1	1	1	0	1	0	0	0	1
0136 JOLIET PCT 030	1	0	112	84	2	3	0	0	2	1	0	1	0
0137 JOLIET PCT 031	0	0	121	84	2	2	2	0	1	0	0	0	0
0138 JOLIET PCT 032	0	1	92	168	4	2	0	0	1	0	0	1	0
0139 JOLIET PCT 033	0	0	91	98	8	1	0	0	1	0	0	0	0
0140 JOLIET PCT 034	0	2	80	173	4	2	1	0	0	1	1	0	0
0141 JOLIET PCT 035	3	1	114	242	15	1	1	0	1	1	0	0	1
0142 JOLIET PCT 036	2	0	57	198	3	4	2	0	0	0	0	1	1
0143 JOLIET PCT 037	2	0	89	145	5	2	3	0	0	0	0	0	0
0144 LOCKPORT PCT 001	8	0	37	355	13	4	7	0	0	0	1	1	1
0149 LOCKPORT PCT 006	1	0	167	156	1	0	2	1	0	0	1	2	0
0150 LOCKPORT PCT 007	1	0	155	199	8	5	1	0	0	0	0	2	0
0151 LOCKPORT PCT 008	4	0	162	205	2	2	2	0	1	0	0	0	0
0152 LOCKPORT PCT 009	1	1	114	334	13	4	4	0	0	0	0	0	0
0156 LOCKPORT PCT 013	6	0	48	382	12	0	2	1	0	0	0	2	0
0157 LOCKPORT PCT 014	1	0	105	129	2	1	2	0	0	1	0	3	0
0163 LOCKPORT PCT 020	1	0	95	132	4	5	3	0	0	1	0	2	0
0180 NEW LENOX PCT 001	0	1	78	124	1	2	0	0	0	1	0	1	0
0181 NEW LENOX PCT 002	2	0	25	73	2	1	0	0	0	0	0	2	0
0182 NEW LENOX PCT 003	0	0	72	102	4	5	1	0	0	0	0	0	0
0183 NEW LENOX PCT 004	4	0	67	84	2	4	2	0	1	0	0	0	0
0184 NEW LENOX PCT 005	3	0	78	98	3	7	0	0	0	0	0	0	0
0185 NEW LENOX PCT 006	0	0	54	94	5	2	1	1	0	0	0	0	0
0188 NEW LENOX PCT 009	0	0	81	132	6	3	1	0	1	0	0	3	0
0189 NEW LENOX PCT 010	1	0	69	159	8	2	3	1	0	0	0	1	0
0190 NEW LENOX PCT 011	4	1	101	156	3	5	0	0	0	1	1	2	1
0195 NEW LENOX PCT 016	1	0	84	155	5	4	1	1	0	0	0	4	0
0197 NEW LENOX PCT 018	1	0	2	13	0	0	1	0	0	0	0	0	0
0205 PLAINFIELD PCT 004	0	0	69	90	1	3	1	0	0	0	0	1	0
0206 PLAINFIELD PCT 005	1	0	140	119	2	6	0	0	0	0	0	0	0
0207 PLAINFIELD PCT 006	1	0	149	187	2	2	2	1	0	2	0	1	0
0208 PLAINFIELD PCT 007	0	0	203	202	5	5	3	0	1	0	0	1	0
0211 PLAINFIELD PCT 010	1	0	41	54	2	2	0	0	0	0	0	0	0

ABSTRACT OF VOTES

WILL COUNTY, ILLINOIS
GENERAL PRIMARY ELECTION
MARCH 17, 2020
DEMOCRATIC

OFFICIAL RESULTS

REPORT-EL52

PAGE 0019

VOTES PERCENT

VOTES PERCENT

PRESIDENT OF THE UNITED STATES
11TH CONGRESSIONAL DISTRICT

Vote for not more than 1

01 = Candidate Withdrawn	182	.47		
02 = Deval Patrick	26	.07	08 = Tom Steyer	32 .08
03 = Bernie Sanders	14,670	38.26	09 = Andrew Yang	90 .23
04 = Joseph R. Biden	21,853	56.99	10 = Michael Bennet	28 .07
05 = Michael R. Bloomberg	571	1.49	11 = John K. Delaney	24 .06
06 = Elizabeth Warren	410	1.07	12 = Tulsi Gabbard	166 .43
07 = Pete Buttigieg	235	.61	13 = Cory Booker	55 .14

(CONTINUED FROM PREVIOUS PAGE)

	01	02	03	04	05	06	07	08	09	10	11	12	13
0212 PLAINFIELD PCT 011	0	0	65	81	4	2	1	0	1	0	0	0	0
0213 PLAINFIELD PCT 012	0	0	172	175	2	1	2	0	3	0	0	0	0
0214 PLAINFIELD PCT 013	2	0	102	156	5	3	2	1	0	0	0	0	1
0215 PLAINFIELD PCT 014	2	0	67	161	4	4	3	0	2	0	0	0	0
0216 PLAINFIELD PCT 015	3	0	70	139	1	1	0	1	3	0	0	1	0
0217 PLAINFIELD PCT 016	1	0	79	160	1	5	1	0	0	0	0	0	0
0218 PLAINFIELD PCT 017	2	0	113	125	5	0	1	0	0	0	1	1	0
0219 PLAINFIELD PCT 018	0	0	132	150	0	3	3	0	1	1	0	2	1
0220 PLAINFIELD PCT 019	0	0	137	133	1	1	3	0	1	0	2	3	0
0221 PLAINFIELD PCT 020	1	0	117	150	1	7	1	0	0	0	0	3	0
0222 PLAINFIELD PCT 021	1	1	86	123	3	1	0	1	0	0	0	2	0
0223 PLAINFIELD PCT 022	2	0	99	165	3	6	1	0	2	0	0	2	1
0224 PLAINFIELD PCT 023	2	0	73	113	0	1	1	0	0	0	0	0	1
0225 PLAINFIELD PCT 024	3	0	65	135	6	3	1	0	1	0	0	1	0
0226 PLAINFIELD PCT 025	2	0	124	135	2	4	0	0	3	0	0	2	0
0227 PLAINFIELD PCT 026	1	0	123	127	1	0	1	0	1	0	0	4	1
0228 PLAINFIELD PCT 027	0	0	146	157	3	5	2	1	2	0	0	1	1
0229 PLAINFIELD PCT 028	1	0	125	138	1	2	2	0	1	0	1	3	0
0230 PLAINFIELD PCT 029	0	0	114	128	1	2	4	0	0	0	0	0	1
0231 PLAINFIELD PCT 030	0	1	107	139	3	1	2	1	1	0	0	1	0
0232 PLAINFIELD PCT 031	0	1	130	104	1	0	2	0	0	0	0	3	1
0233 PLAINFIELD PCT 032	2	0	102	128	2	2	4	0	0	0	0	4	0
0234 PLAINFIELD PCT 033	2	1	104	134	5	6	1	0	0	0	0	0	0
0235 PLAINFIELD PCT 034	0	0	80	144	4	0	0	0	2	0	0	1	0
0236 PLAINFIELD PCT 035	0	1	141	161	1	5	3	0	0	0	0	2	0
0240 TROY PCT 001	0	0	174	188	6	3	1	1	0	1	0	2	0
0241 TROY PCT 002	1	0	125	149	8	2	0	0	0	0	0	3	2
0242 TROY PCT 003	2	0	55	105	1	1	2	0	2	0	0	2	0
0243 TROY PCT 004	1	0	97	117	1	3	0	0	1	0	0	2	0
0244 TROY PCT 005	2	0	58	137	5	3	1	0	1	0	0	0	0
0245 TROY PCT 006	1	0	82	102	2	3	1	0	0	0	0	0	2
0246 TROY PCT 007	0	1	108	243	8	4	3	1	2	0	0	0	3
0247 TROY PCT 008	3	0	127	245	6	3	2	0	0	3	0	6	2
0248 TROY PCT 009	0	0	73	148	3	0	3	0	1	1	0	2	0
0249 TROY PCT 010	2	0	75	135	5	6	3	0	1	0	0	1	0
0250 TROY PCT 011	4	0	109	205	8	1	3	1	1	0	0	1	1
0251 TROY PCT 012	6	0	88	161	5	1	4	0	0	0	0	1	2
0252 TROY PCT 013	2	0	10	22	0	0	2	0	0	0	0	0	0
0253 TROY PCT 014	0	0	22	30	1	2	0	0	2	0	0	1	0
0254 TROY PCT 015	2	0	64	121	4	3	1	0	0	0	0	0	0
0255 TROY PCT 016	6	0	100	207	5	3	2	1	1	1	0	0	1
0256 TROY PCT 017	0	0	11	46	1	0	1	0	0	0	0	1	1
0257 TROY PCT 018	1	0	95	147	2	3	0	0	0	0	0	0	0
0258 TROY PCT 019	1	0	139	178	4	3	0	1	0	0	0	0	0
0269 WHEATLAND PCT 004	2	0	166	207	6	8	2	0	4	0	0	1	0
0270 WHEATLAND PCT 005	0	0	126	225	3	6	3	0	0	0	0	4	0
0284 WHEATLAND PCT 019	3	0	109	208	1	2	2	0	2	0	0	3	0
0287 WHEATLAND PCT 022	0	1	195	221	3	7	4	1	0	0	0	0	1

ABSTRACT OF VOTES

WILL COUNTY, ILLINOIS
 GENERAL PRIMARY ELECTION
 MARCH 17, 2020
 DEMOCRATIC

OFFICIAL RESULTS

REPORT-EL52 PAGE 0020

PRESIDENT OF THE UNITED STATES
 11TH CONGRESSIONAL DISTRICT

VOTES PERCENT

VOTES PERCENT

Vote for not more than 1

01 = Candidate Withdrawn	182	.47		
02 = Deval Patrick	26	.07	08 = Tom Steyer	32 .08
03 = Bernie Sanders	14,670	38.26	09 = Andrew Yang	90 .23
04 = Joseph R. Biden	21,853	56.99	10 = Michael Bennet	28 .07
05 = Michael R. Bloomberg	571	1.49	11 = John K. Delaney	24 .06
06 = Elizabeth Warren	410	1.07	12 = Tulsi Gabbard	166 .43
07 = Pete Buttigieg	235	.61	13 = Cory Booker	55 .14

(CONTINUED FROM PREVIOUS PAGE)

	01	02	03	04	05	06	07	08	09	10	11	12	13
0291 WHEATLAND PCT 026	0	0	0	0	0	0	0	0	0	0	0	0	0
0292 WHEATLAND PCT 027	1	0	16	84	0	0	1	0	0	0	0	0	0

ABSTRACT OF VOTES

WILL COUNTY, ILLINOIS
GENERAL PRIMARY ELECTION
MARCH 17, 2020
DEMOCRATIC

OFFICIAL RESULTS

REPORT-EL52

PAGE 0021

PRESIDENT OF THE UNITED STATES
14TH CONGRESSIONAL DISTRICT

Vote for not more than 1

01 = Candidate Withdrawn

02 = Deval Patrick

03 = Bernie Sanders

04 = Joseph R. Biden

05 = Michael R. Bloomberg

06 = Elizabeth Warren

07 = Pete Buttigieg

VOTES PERCENT

VOTES PERCENT

47 .35

6 .05

4,221 31.72

8,537 64.15

140 1.05

143 1.07

88 .66

08 = Tom Steyer

09 = Andrew Yang

10 = Michael Bennet

11 = John K. Delaney

12 = Tulsi Gabbard

13 = Cory Booker

5 .04

43 .32

1 .01

7 .05

58 .44

11 .08

	01	02	03	04	05	06	07	08	09	10	11	12	13
0202 PLAINFIELD PCT 001	0	0	116	153	4	4	2	0	0	0	0	0	1
0203 PLAINFIELD PCT 002	1	0	122	148	2	1	1	0	1	0	0	2	0
0204 PLAINFIELD PCT 003	0	0	53	139	3	1	0	0	0	0	1	0	0
0209 PLAINFIELD PCT 008	0	0	93	169	3	2	2	0	1	0	0	4	1
0210 PLAINFIELD PCT 009	2	0	98	162	4	2	2	0	1	0	0	4	0
0211 PLAINFIELD PCT 010	0	0	23	57	3	1	1	0	0	0	0	0	0
0214 PLAINFIELD PCT 013	0	1	29	52	2	0	0	0	0	0	0	1	1
0252 TROY PCT 013	3	0	63	317	9	4	3	0	1	0	0	3	0
0253 TROY PCT 014	2	0	60	145	3	2	4	0	0	0	0	1	0
0254 TROY PCT 015	1	0	33	52	1	0	0	0	0	0	0	0	0
0256 TROY PCT 017	1	0	61	132	2	3	1	0	0	0	1	1	0
0259 TROY PCT 020	0	0	83	187	0	6	3	0	1	0	0	2	2
0260 TROY PCT 021	1	1	70	162	2	1	3	0	2	1	2	4	1
0261 TROY PCT 022	1	0	24	83	1	0	0	0	0	0	0	1	0
0266 WHEATLAND PCT 001	1	0	142	290	5	1	3	1	2	0	1	0	0
0267 WHEATLAND PCT 002	1	0	87	385	16	9	5	1	0	0	0	2	0
0268 WHEATLAND PCT 003	2	0	93	211	3	2	0	0	1	0	1	0	0
0271 WHEATLAND PCT 006	0	0	112	188	4	1	2	0	1	0	0	0	0
0272 WHEATLAND PCT 007	1	0	82	197	4	3	0	0	0	0	0	1	0
0273 WHEATLAND PCT 008	1	0	91	258	0	4	3	0	5	0	0	0	0
0274 WHEATLAND PCT 009	2	0	145	243	7	5	0	0	1	0	0	5	0
0275 WHEATLAND PCT 010	2	0	87	203	4	6	3	0	1	0	0	4	0
0276 WHEATLAND PCT 011	1	0	112	324	3	3	2	0	2	0	0	2	0
0277 WHEATLAND PCT 012	2	0	81	229	2	3	1	0	0	0	0	1	0
0278 WHEATLAND PCT 013	1	0	74	171	1	4	1	0	1	0	0	2	0
0279 WHEATLAND PCT 014	5	0	87	245	2	5	5	0	2	0	0	0	0
0280 WHEATLAND PCT 015	1	0	124	165	3	1	2	1	1	0	0	1	0
0281 WHEATLAND PCT 016	0	0	102	191	3	4	1	0	0	0	0	0	0
0282 WHEATLAND PCT 017	0	0	116	239	2	6	6	0	2	0	0	1	0
0283 WHEATLAND PCT 018	1	0	104	216	1	4	1	0	2	0	0	0	0
0285 WHEATLAND PCT 020	0	0	63	160	1	1	2	0	0	0	0	2	0
0286 WHEATLAND PCT 021	0	0	72	220	0	5	3	0	0	0	0	0	0
0287 WHEATLAND PCT 022	0	0	0	0	0	0	0	0	0	0	0	0	0
0288 WHEATLAND PCT 023	1	1	120	198	4	3	6	0	1	0	0	2	0
0289 WHEATLAND PCT 024	2	0	78	164	1	4	0	0	0	0	0	1	0
0290 WHEATLAND PCT 025	0	0	116	162	1	0	1	0	0	0	0	1	0
0291 WHEATLAND PCT 026	0	0	104	203	10	2	4	0	2	0	0	0	1
0292 WHEATLAND PCT 027	2	0	137	207	5	3	1	0	0	0	0	0	2
0293 WHEATLAND PCT 028	1	0	95	182	1	2	2	0	0	0	0	3	0
0294 WHEATLAND PCT 029	3	0	125	196	0	5	3	0	0	0	0	2	0
0295 WHEATLAND PCT 030	3	2	98	174	1	5	3	0	1	0	0	2	0
0296 WHEATLAND PCT 031	0	1	116	190	3	4	1	0	2	0	0	0	1
0297 WHEATLAND PCT 032	1	0	137	255	6	3	3	1	1	0	0	3	0
0298 WHEATLAND PCT 033	0	0	159	243	3	9	2	1	4	0	0	0	0
0299 WHEATLAND PCT 034	1	0	234	270	5	9	0	0	4	0	1	0	1

ABSTRACT OF VOTES

WILL COUNTY, ILLINOIS
GENERAL PRIMARY ELECTION
MARCH 17, 2020
DEMOCRATIC

OFFICIAL RESULTS

REPORT-EL52

PAGE 0022

VOTES PERCENT

VOTES PERCENT

PRESIDENT OF THE UNITED STATES
16TH CONGRESSIONAL DISTRICT

Vote for not more than 1

01 = Candidate Withdrawn
02 = Deval Patrick
03 = Bernie Sanders
04 = Joseph R. Biden
05 = Michael R. Bloomberg
06 = Elizabeth Warren
07 = Pete Buttigieg

18 .79
1 .04
831 36.26
1,305 56.94
45 1.96
30 1.31
26 1.13

08 = Tom Steyer
09 = Andrew Yang
10 = Michael Bennet
11 = John K. Delaney
12 = Tulsi Gabbard
13 = Cory Booker

3 .13
2 .09
0
1 .04
25 1.09
5 .22

	01	02	03	04	05	06	07	08	09	10	11	12	13
0001 CHANNAHON PCT 001	0	0	56	112	3	1	0	0	1	0	0	1	0
0002 CHANNAHON PCT 002	3	0	84	166	3	3	4	1	0	0	0	2	0
0003 CHANNAHON PCT 003	1	0	70	124	5	2	0	0	0	0	0	3	0
0004 CHANNAHON PCT 004	0	1	70	110	4	4	1	0	0	0	0	2	2
0005 CHANNAHON PCT 005	4	0	87	90	1	3	0	0	0	0	0	3	1
0018 CUSTER PCT 001	1	0	32	54	1	0	4	0	0	0	0	2	0
0056 FLORENCE PCT 001	0	0	37	50	3	1	0	0	0	0	0	0	0
0237 REED PCT 001	1	0	61	88	1	1	2	2	0	0	0	3	0
0238 REED PCT 002	2	0	61	91	7	4	0	0	0	0	0	0	0
0239 REED PCT 003	1	0	50	76	4	2	0	0	0	0	0	2	1
0265 WESLEY PCT 001	2	0	45	81	4	1	2	0	0	0	0	2	0
0301 WILMINGTON PCT 001	1	0	74	109	4	2	6	0	1	0	0	2	0
0302 WILMINGTON PCT 002	1	0	58	67	1	0	2	0	0	0	0	1	1
0303 WILMINGTON PCT 003	1	0	46	87	4	6	5	0	0	0	1	2	0

DEMOCRATIC PARTY



UNITED STATES SENATOR SUMMARY

LAUREN STALEY FERRY

WILL COUNTY CLERK

www.thewillcountyclerk.com

ABSTRACT OF VOTES

WILL COUNTY, ILLINOIS
GENERAL PRIMARY ELECTION
MARCH 17, 2020
DEMOCRATIC

OFFICIAL RESULTS

REPORT-EL52

PAGE 0001

UNITED STATES SENATOR

Vote for not more than 1

01 = Richard J. Durbin

VOTES PERCENT

73,999 100.00

01

0001 CHANNAHON PCT 001	156
0002 CHANNAHON PCT 002	248
0003 CHANNAHON PCT 003	191
0004 CHANNAHON PCT 004	174
0005 CHANNAHON PCT 005	176
0006 CRETE PCT 001	319
0007 CRETE PCT 002	199
0008 CRETE PCT 003	198
0009 CRETE PCT 004	308
0010 CRETE PCT 005	368
0011 CRETE PCT 006	289
0012 CRETE PCT 007	342
0013 CRETE PCT 008	264
0014 CRETE PCT 009	175
0015 CRETE PCT 010	117
0016 CRETE PCT 011	143
0017 CRETE PCT 012	177
0018 CUSTER PCT 001	85
0019 DU PAGE PCT 001	366
0020 DU PAGE PCT 002	300
0021 DU PAGE PCT 003	328
0022 DU PAGE PCT 004	242
0023 DU PAGE PCT 005	248
0024 DU PAGE PCT 006	266
0025 DU PAGE PCT 007	304
0026 DU PAGE PCT 008	334
0027 DU PAGE PCT 009	256
0028 DU PAGE PCT 010	390
0029 DU PAGE PCT 011	323
0030 DU PAGE PCT 012	275
0031 DU PAGE PCT 013	348
0032 DU PAGE PCT 014	308
0033 DU PAGE PCT 015	310
0034 DU PAGE PCT 016	351
0035 DU PAGE PCT 017	373
0036 DU PAGE PCT 018	294
0037 DU PAGE PCT 019	293
0038 DU PAGE PCT 020	229
0039 DU PAGE PCT 021	297
0040 DU PAGE PCT 022	315
0041 DU PAGE PCT 023	433
0042 DU PAGE PCT 024	299
0043 DU PAGE PCT 025	271
0044 DU PAGE PCT 026	254
0045 DU PAGE PCT 027	349
0046 DU PAGE PCT 028	295
0047 DU PAGE PCT 029	360
0048 DU PAGE PCT 030	323
0049 DU PAGE PCT 031	192
0050 DU PAGE PCT 032	298
0051 DU PAGE PCT 033	235
0052 DU PAGE PCT 034	210
0053 DU PAGE PCT 035	189
0054 DU PAGE PCT 036	300

ABSTRACT OF VOTES

WILL COUNTY, ILLINOIS
GENERAL PRIMARY ELECTION
MARCH 17, 2020
DEMOCRATIC

OFFICIAL RESULTS

REPORT-EL52

PAGE 0002

VOTES PERCENT

UNITED STATES SENATOR

Vote for not more than 1

01 = Richard J. Durbin

73,999 100.00

(CONTINUED FROM PREVIOUS PAGE)

01

0055 DU PAGE PCT 037	209
0056 FLORENCE PCT 001	80
0057 FRANKFORT PCT 001	250
0058 FRANKFORT PCT 002	219
0059 FRANKFORT PCT 003	259
0060 FRANKFORT PCT 004	186
0061 FRANKFORT PCT 005	306
0062 FRANKFORT PCT 006	181
0063 FRANKFORT PCT 007	190
0064 FRANKFORT PCT 008	196
0065 FRANKFORT PCT 009	201
0066 FRANKFORT PCT 010	275
0067 FRANKFORT PCT 011	259
0068 FRANKFORT PCT 012	207
0069 FRANKFORT PCT 013	190
0070 FRANKFORT PCT 014	226
0071 FRANKFORT PCT 015	161
0072 FRANKFORT PCT 016	248
0073 FRANKFORT PCT 017	216
0074 FRANKFORT PCT 018	200
0075 FRANKFORT PCT 019	226
0076 FRANKFORT PCT 020	192
0077 FRANKFORT PCT 021	207
0078 FRANKFORT PCT 022	230
0079 FRANKFORT PCT 023	203
0080 FRANKFORT PCT 024	277
0081 FRANKFORT PCT 025	214
0082 FRANKFORT PCT 026	239
0083 FRANKFORT PCT 027	148
0084 FRANKFORT PCT 028	287
0085 GREEN GARDEN PCT 001	156
0086 GREEN GARDEN PCT 002	166
0087 HOMER PCT 001	151
0088 HOMER PCT 002	225
0089 HOMER PCT 003	172
0090 HOMER PCT 004	173
0091 HOMER PCT 005	158
0092 HOMER PCT 006	184
0093 HOMER PCT 007	218
0094 HOMER PCT 008	180
0095 HOMER PCT 009	184
0096 HOMER PCT 010	232
0097 HOMER PCT 011	214
0098 HOMER PCT 012	163
0099 HOMER PCT 013	215
0100 HOMER PCT 014	307
0101 HOMER PCT 015	307
0102 HOMER PCT 016	189
0103 HOMER PCT 017	166
0104 HOMER PCT 018	233
0105 JACKSON PCT 001	179
0106 JACKSON PCT 002	185
0107 JOLIET PCT 001	284
0108 JOLIET PCT 002	182
0109 JOLIET PCT 003	165

ABSTRACT OF VOTES

WILL COUNTY, ILLINOIS
GENERAL PRIMARY ELECTION
MARCH 17, 2020
DEMOCRATIC

OFFICIAL RESULTS

REPORT-EL52

PAGE 0003

VOTES PERCENT

UNITED STATES SENATOR

Vote for not more than 1

01 = Richard J. Durbin

73,999 100.00

(CONTINUED FROM PREVIOUS PAGE)

01

0110 JOLIET PCT 004	189
0111 JOLIET PCT 005	195
0112 JOLIET PCT 006	210
0113 JOLIET PCT 007	267
0114 JOLIET PCT 008	202
0115 JOLIET PCT 009	196
0116 JOLIET PCT 010	220
0117 JOLIET PCT 011	184
0118 JOLIET PCT 012	225
0119 JOLIET PCT 013	234
0120 JOLIET PCT 014	209
0121 JOLIET PCT 015	188
0122 JOLIET PCT 016	298
0123 JOLIET PCT 017	262
0124 JOLIET PCT 018	307
0125 JOLIET PCT 019	232
0126 JOLIET PCT 020	234
0127 JOLIET PCT 021	261
0128 JOLIET PCT 022	241
0129 JOLIET PCT 023	216
0130 JOLIET PCT 024	185
0131 JOLIET PCT 025	220
0132 JOLIET PCT 026	242
0133 JOLIET PCT 027	103
0134 JOLIET PCT 028	184
0135 JOLIET PCT 029	195
0136 JOLIET PCT 030	191
0137 JOLIET PCT 031	196
0138 JOLIET PCT 032	240
0139 JOLIET PCT 033	179
0140 JOLIET PCT 034	236
0141 JOLIET PCT 035	350
0142 JOLIET PCT 036	239
0143 JOLIET PCT 037	222
0144 LOCKPORT PCT 001	385
0145 LOCKPORT PCT 002	295
0146 LOCKPORT PCT 003	255
0147 LOCKPORT PCT 004	206
0148 LOCKPORT PCT 005	190
0149 LOCKPORT PCT 006	305
0150 LOCKPORT PCT 007	344
0151 LOCKPORT PCT 008	351
0152 LOCKPORT PCT 009	446
0153 LOCKPORT PCT 010	259
0154 LOCKPORT PCT 011	220
0155 LOCKPORT PCT 012	209
0156 LOCKPORT PCT 013	414
0157 LOCKPORT PCT 014	228
0158 LOCKPORT PCT 015	254
0159 LOCKPORT PCT 016	283
0160 LOCKPORT PCT 017	264
0161 LOCKPORT PCT 018	244
0162 LOCKPORT PCT 019	292
0163 LOCKPORT PCT 020	223
0164 LOCKPORT PCT 021	222

ABSTRACT OF VOTES

WILL COUNTY, ILLINOIS
GENERAL PRIMARY ELECTION
MARCH 17, 2020
DEMOCRATIC

OFFICIAL RESULTS

REPORT-EL52

PAGE 0004

VOTES PERCENT

UNITED STATES SENATOR

Vote for not more than 1

01 = Richard J. Durbin

73,999 100.00

(CONTINUED FROM PREVIOUS PAGE)

01

0165 LOCKPORT PCT 022	182
0166 LOCKPORT PCT 023	145
0167 LOCKPORT PCT 024	192
0168 MANHATTAN PCT 001	178
0169 MANHATTAN PCT 002	227
0170 MANHATTAN PCT 003	251
0171 MANHATTAN PCT 004	194
0172 MONEE PCT 001	223
0173 MONEE PCT 002	316
0174 MONEE PCT 003	219
0175 MONEE PCT 004	275
0176 MONEE PCT 005	316
0177 MONEE PCT 006	243
0178 MONEE PCT 007	362
0179 MONEE PCT 008	175
0180 NEW LENOX PCT 001	189
0181 NEW LENOX PCT 002	152
0182 NEW LENOX PCT 003	165
0183 NEW LENOX PCT 004	141
0184 NEW LENOX PCT 005	172
0185 NEW LENOX PCT 006	146
0186 NEW LENOX PCT 007	202
0187 NEW LENOX PCT 008	179
0188 NEW LENOX PCT 009	208
0189 NEW LENOX PCT 010	224
0190 NEW LENOX PCT 011	243
0191 NEW LENOX PCT 012	183
0192 NEW LENOX PCT 013	197
0193 NEW LENOX PCT 014	297
0194 NEW LENOX PCT 015	176
0195 NEW LENOX PCT 016	221
0196 NEW LENOX PCT 017	192
0197 NEW LENOX PCT 018	193
0198 NEW LENOX PCT 019	251
0199 NEW LENOX PCT 020	259
0200 PEOTONE PCT 001	217
0201 PEOTONE PCT 002	185
0202 PLAINFIELD PCT 001	263
0203 PLAINFIELD PCT 002	261
0204 PLAINFIELD PCT 003	179
0205 PLAINFIELD PCT 004	151
0206 PLAINFIELD PCT 005	252
0207 PLAINFIELD PCT 006	320
0208 PLAINFIELD PCT 007	387
0209 PLAINFIELD PCT 008	262
0210 PLAINFIELD PCT 009	251
0211 PLAINFIELD PCT 010	163
0212 PLAINFIELD PCT 011	143
0213 PLAINFIELD PCT 012	338
0214 PLAINFIELD PCT 013	330
0215 PLAINFIELD PCT 014	214
0216 PLAINFIELD PCT 015	208
0217 PLAINFIELD PCT 016	227
0218 PLAINFIELD PCT 017	229
0219 PLAINFIELD PCT 018	264

ABSTRACT OF VOTES

WILL COUNTY, ILLINOIS
GENERAL PRIMARY ELECTION
MARCH 17, 2020
DEMOCRATIC

OFFICIAL RESULTS

REPORT-EL52

PAGE 0005

VOTES PERCENT

UNITED STATES SENATOR

Vote for not more than 1

01 = Richard J. Durbin

73,999 100.00

(CONTINUED FROM PREVIOUS PAGE)

01

0220 PLAINFIELD PCT 019	267
0221 PLAINFIELD PCT 020	254
0222 PLAINFIELD PCT 021	198
0223 PLAINFIELD PCT 022	255
0224 PLAINFIELD PCT 023	181
0225 PLAINFIELD PCT 024	197
0226 PLAINFIELD PCT 025	248
0227 PLAINFIELD PCT 026	229
0228 PLAINFIELD PCT 027	306
0229 PLAINFIELD PCT 028	249
0230 PLAINFIELD PCT 029	233
0231 PLAINFIELD PCT 030	233
0232 PLAINFIELD PCT 031	221
0233 PLAINFIELD PCT 032	229
0234 PLAINFIELD PCT 033	228
0235 PLAINFIELD PCT 034	210
0236 PLAINFIELD PCT 035	285
0237 REED PCT 001	141
0238 REED PCT 002	149
0239 REED PCT 003	126
0240 TROY PCT 001	348
0241 TROY PCT 002	267
0242 TROY PCT 003	150
0243 TROY PCT 004	201
0244 TROY PCT 005	192
0245 TROY PCT 006	173
0246 TROY PCT 007	340
0247 TROY PCT 008	353
0248 TROY PCT 009	211
0249 TROY PCT 010	198
0250 TROY PCT 011	276
0251 TROY PCT 012	243
0252 TROY PCT 013	399
0253 TROY PCT 014	250
0254 TROY PCT 015	247
0255 TROY PCT 016	292
0256 TROY PCT 017	236
0257 TROY PCT 018	229
0258 TROY PCT 019	293
0259 TROY PCT 020	263
0260 TROY PCT 021	226
0261 TROY PCT 022	91
0262 WASHINGTON PCT 001	163
0263 WASHINGTON PCT 002	185
0264 WASHINGTON PCT 003	107
0265 WESLEY PCT 001	121
0266 WHEATLAND PCT 001	411
0267 WHEATLAND PCT 002	466
0268 WHEATLAND PCT 003	293
0269 WHEATLAND PCT 004	361
0270 WHEATLAND PCT 005	344
0271 WHEATLAND PCT 006	285
0272 WHEATLAND PCT 007	268
0273 WHEATLAND PCT 008	323
0274 WHEATLAND PCT 009	383

ABSTRACT OF VOTES

WILL COUNTY, ILLINOIS
GENERAL PRIMARY ELECTION
MARCH 17, 2020
DEMOCRATIC

OFFICIAL RESULTS

REPORT-EL52

PAGE 0006

VOTES PERCENT

UNITED STATES SENATOR

Vote for not more than 1

01 = Richard J. Durbin


73,999 100.00

(CONTINUED FROM PREVIOUS PAGE)

01

0275 WHEATLAND PCT 010	290
0276 WHEATLAND PCT 011	419
0277 WHEATLAND PCT 012	287
0278 WHEATLAND PCT 013	239
0279 WHEATLAND PCT 014	320
0280 WHEATLAND PCT 015	279
0281 WHEATLAND PCT 016	282
0282 WHEATLAND PCT 017	341
0283 WHEATLAND PCT 018	295
0284 WHEATLAND PCT 019	307
0285 WHEATLAND PCT 020	210
0286 WHEATLAND PCT 021	274
0287 WHEATLAND PCT 022	395
0288 WHEATLAND PCT 023	309
0289 WHEATLAND PCT 024	225
0290 WHEATLAND PCT 025	262
0291 WHEATLAND PCT 026	303
0292 WHEATLAND PCT 027	430
0293 WHEATLAND PCT 028	266
0294 WHEATLAND PCT 029	302
0295 WHEATLAND PCT 030	261
0296 WHEATLAND PCT 031	299
0297 WHEATLAND PCT 032	375
0298 WHEATLAND PCT 033	397
0299 WHEATLAND PCT 034	490
0300 WILL PCT 001	97
0301 WILMINGTON PCT 001	172
0302 WILMINGTON PCT 002	118
0303 WILMINGTON PCT 003	135
0304 WILTON PCT 001	63

DEMOCRATIC PARTY



CONGRESSIONAL SUMMARY

(District 1, 2, 3, 11, 14 & 16)
(DELEGATES)

LAUREN STALEY FERRY

WILL COUNTY CLERK

www.thewillcountyclerk.com

		VOTES		PERCENT		VOTES		PERCENT	
REPRESENTATIVE IN CONGRESS 1ST CONGRESSIONAL DISTRICT									
Vote for not more than 1									
01 = Bobby L. Rush		4,302	42.34	03 = Sarah Gad		3,023	29.75		
02 = Ameena Nuur Matthews		1,141	11.23	04 = Robert Emmons, Jr.		1,695	16.68		
		01	02	03	04				
0057 FRANKFORT PCT 001		100	29	82	43				
0058 FRANKFORT PCT 002		98	17	68	48				
0059 FRANKFORT PCT 003		132	33	72	28				
0060 FRANKFORT PCT 004		85	19	58	19				
0061 FRANKFORT PCT 005		128	40	93	50				
0062 FRANKFORT PCT 006		89	27	40	32				
0063 FRANKFORT PCT 007		98	19	47	35				
0064 FRANKFORT PCT 008		101	20	44	26				
0065 FRANKFORT PCT 009		101	25	49	31				
0066 FRANKFORT PCT 010		146	32	80	34				
0067 FRANKFORT PCT 011		136	31	54	41				
0068 FRANKFORT PCT 012		115	19	46	30				
0069 FRANKFORT PCT 013		73	20	76	33				
0070 FRANKFORT PCT 014		115	23	63	28				
0071 FRANKFORT PCT 015		77	21	55	15				
0072 FRANKFORT PCT 016		112	28	75	29				
0073 FRANKFORT PCT 017		77	21	78	44				
0074 FRANKFORT PCT 018		83	26	64	42				
0075 FRANKFORT PCT 019		104	33	73	21				
0076 FRANKFORT PCT 020		80	19	68	21				
0077 FRANKFORT PCT 021		86	19	59	38				
0078 FRANKFORT PCT 022		95	33	64	46				
0079 FRANKFORT PCT 023		84	39	58	39				
0080 FRANKFORT PCT 024		171	35	56	29				
0081 FRANKFORT PCT 025		78	18	68	56				
0082 FRANKFORT PCT 026		121	27	52	44				
0083 FRANKFORT PCT 027		72	22	32	26				
0084 FRANKFORT PCT 028		169	22	56	42				
0085 GREEN GARDEN PCT 001		72	16	49	22				
0086 GREEN GARDEN PCT 002		68	19	54	26				
0105 JACKSON PCT 001		26	18	38	49				
0106 JACKSON PCT 002		45	19	105	52				
0168 MANHATTAN PCT 001		57	25	67	48				
0169 MANHATTAN PCT 002		67	33	82	63				
0170 MANHATTAN PCT 003		71	28	116	56				
0171 MANHATTAN PCT 004		66	23	76	40				
0181 NEW LENOX PCT 002		29	5	15	5				
0186 NEW LENOX PCT 007		97	21	61	39				
0187 NEW LENOX PCT 008		64	14	58	39				
0191 NEW LENOX PCT 012		64	23	71	27				
0192 NEW LENOX PCT 013		90	23	59	28				
0193 NEW LENOX PCT 014		112	46	90	60				
0194 NEW LENOX PCT 015		80	17	47	39				
0196 NEW LENOX PCT 017		88	24	64	23				
0197 NEW LENOX PCT 018		74	21	60	33				
0198 NEW LENOX PCT 019		100	30	88	33				
0199 NEW LENOX PCT 020		106	19	93	43				

Total Democratic Ballots Cast
for 1st Congressional District

11,119

Total Democratic Ballots Cast
for 1st Congressional District

11,119

REPRESENTATIVE IN CONGRESS 2ND CONGRESSIONAL DISTRICT

	VOTES	PERCENT
Vote for not more than 1		
01 = Robin Kelly	5,308	83.43
02 = Marcus Lewis	1,054	16.57

	01	02
0006 CRETE PCT 001	278	48
0007 CRETE PCT 002	171	38
0008 CRETE PCT 003	174	30
0009 CRETE PCT 004	267	55
0010 CRETE PCT 005	329	64
0011 CRETE PCT 006	259	50
0012 CRETE PCT 007	304	42
0013 CRETE PCT 008	247	42
0014 CRETE PCT 009	146	41
0015 CRETE PCT 010	92	30
0016 CRETE PCT 011	132	21
0017 CRETE PCT 012	152	28
0172 MONEE PCT 001	207	27
0173 MONEE PCT 002	286	53
0174 MONEE PCT 003	191	42
0175 MONEE PCT 004	240	55
0176 MONEE PCT 005	272	58
0177 MONEE PCT 006	228	35
0178 MONEE PCT 007	319	63
0179 MONEE PCT 008	153	37
0200 PEOTONE PCT 001	183	42
0201 PEOTONE PCT 002	146	44
0262 WASHINGTON PCT 001	136	26
0263 WASHINGTON PCT 002	166	26
0264 WASHINGTON PCT 003	97	19
0300 WILL PCT 001	86	21
0304 WILTON PCT 001	47	17

=====

Total Democratic Ballots Cast
for 2nd Congressional District

6,713

REPRESENTATIVE IN CONGRESS 3RD CONGRESSIONAL DISTRICT

VOTES PERCENT

Vote for not more than 1

01 = Marie Newman
02 = Rush Darwish

5,264 54.36
496 5.12

03 = Daniel William Lipinski
04 = Charles M. Hughes

VOTES PERCENT
3,642 37.61
281 2.90

	01	02	03	04
0050 DU PAGE PCT 032	57	4	28	2
0051 DU PAGE PCT 033	22	1	11	0
0053 DU PAGE PCT 035	125	8	49	14
0054 DU PAGE PCT 036	192	10	105	7
0055 DU PAGE PCT 037	146	8	75	3
0087 HOMER PCT 001	84	8	68	4
0088 HOMER PCT 002	143	10	89	7
0089 HOMER PCT 003	89	13	88	2
0090 HOMER PCT 004	98	13	84	4
0091 HOMER PCT 005	77	13	83	2
0092 HOMER PCT 006	100	22	74	2
0093 HOMER PCT 007	130	13	94	10
0094 HOMER PCT 008	107	15	72	2
0095 HOMER PCT 009	95	20	83	3
0096 HOMER PCT 010	143	12	83	8
0097 HOMER PCT 011	113	23	94	10
0098 HOMER PCT 012	89	14	88	2
0099 HOMER PCT 013	136	12	91	6
0100 HOMER PCT 014	203	19	110	9
0101 HOMER PCT 015	198	14	128	3
0102 HOMER PCT 016	102	10	96	2
0103 HOMER PCT 017	104	14	69	4
0104 HOMER PCT 018	133	12	105	3
0107 JOLIET PCT 001	168	9	81	21
0108 JOLIET PCT 002	101	9	81	6
0109 JOLIET PCT 003	94	8	68	8
0145 LOCKPORT PCT 002	203	8	96	12
0146 LOCKPORT PCT 003	166	13	80	12
0147 LOCKPORT PCT 004	120	5	86	5
0148 LOCKPORT PCT 005	115	14	83	5
0153 LOCKPORT PCT 010	150	24	113	6
0154 LOCKPORT PCT 011	142	6	99	5
0155 LOCKPORT PCT 012	111	15	107	5
0158 LOCKPORT PCT 015	138	11	107	11
0159 LOCKPORT PCT 016	204	14	87	6
0160 LOCKPORT PCT 017	151	11	140	1
0161 LOCKPORT PCT 018	146	10	101	9
0162 LOCKPORT PCT 019	154	20	142	13
0163 LOCKPORT PCT 020	0	0	1	0
0164 LOCKPORT PCT 021	122	12	88	16
0165 LOCKPORT PCT 022	96	8	83	4
0166 LOCKPORT PCT 023	87	7	61	5
0167 LOCKPORT PCT 024	110	4	71	22

Total Democratic Ballots Cast
for 3rd Congressional District

10,040

VOTES PERCENT

REPRESENTATIVE IN CONGRESS 11TH CONGRESSIONAL DISTRICT

Vote for not more than 1

01 = Bill Foster	20,138	54.68
02 = Rachel Ventura	16,689	45.32

01	02
----	----

0019 DU PAGE PCT 001	231	153
0020 DU PAGE PCT 002	242	74
0021 DU PAGE PCT 003	252	88
0022 DU PAGE PCT 004	145	107
0023 DU PAGE PCT 005	142	117
0024 DU PAGE PCT 006	177	103
0025 DU PAGE PCT 007	228	78
0026 DU PAGE PCT 008	189	162
0027 DU PAGE PCT 009	132	136
0028 DU PAGE PCT 010	198	215
0029 DU PAGE PCT 011	191	146
0030 DU PAGE PCT 012	165	124
0031 DU PAGE PCT 013	171	188
0032 DU PAGE PCT 014	168	147
0033 DU PAGE PCT 015	174	134
0034 DU PAGE PCT 016	204	170
0035 DU PAGE PCT 017	174	211
0036 DU PAGE PCT 018	187	123
0037 DU PAGE PCT 019	168	145
0038 DU PAGE PCT 020	123	129
0039 DU PAGE PCT 021	144	179
0040 DU PAGE PCT 022	131	200
0041 DU PAGE PCT 023	227	215
0042 DU PAGE PCT 024	159	145
0043 DU PAGE PCT 025	141	135
0044 DU PAGE PCT 026	138	125
0045 DU PAGE PCT 027	188	184
0046 DU PAGE PCT 028	128	187
0047 DU PAGE PCT 029	214	158
0048 DU PAGE PCT 030	171	165
0049 DU PAGE PCT 031	109	84
0050 DU PAGE PCT 032	106	123
0051 DU PAGE PCT 033	102	111
0052 DU PAGE PCT 034	148	72
0054 DU PAGE PCT 036	6	3
0105 JACKSON PCT 001	34	40
0107 JOLIET PCT 001	4	11
0108 JOLIET PCT 002	0	1
0110 JOLIET PCT 004	88	115
0111 JOLIET PCT 005	148	68
0112 JOLIET PCT 006	124	99
0113 JOLIET PCT 007	169	118
0114 JOLIET PCT 008	128	83
0115 JOLIET PCT 009	116	98
0116 JOLIET PCT 010	118	122
0117 JOLIET PCT 011	92	116
0118 JOLIET PCT 012	94	144
0119 JOLIET PCT 013	115	131
0120 JOLIET PCT 014	93	134
0121 JOLIET PCT 015	106	91
0122 JOLIET PCT 016	203	111
0123 JOLIET PCT 017	179	103
0124 JOLIET PCT 018	196	146
0125 JOLIET PCT 019	138	121

ABSTRACT OF VOTES

Total Democratic Ballots Cast
for 11th Congressional District

38,642

WILL COUNTY, ILLINOIS
OFFICIAL RESULTS
GENERAL PRIMARY ELECTION
MARCH 17, 2020
DEMOCRATIC

REPORT-EL52

PAGE 0005

VOTES PERCENT

REPRESENTATIVE IN CONGRESS 11TH CONGRESSIONAL DISTRICT

Vote for not more than 1

01 = Bill Foster	20,138	54.68
02 = Rachel Ventura	16,689	45.32

(CONTINUED FROM PREVIOUS PAGE)

	01	02
0126 JOLIET PCT 020	150	109
0127 JOLIET PCT 021	149	145
0128 JOLIET PCT 022	125	135
0129 JOLIET PCT 023	134	105
0130 JOLIET PCT 024	122	80
0131 JOLIET PCT 025	143	97
0132 JOLIET PCT 026	124	131
0133 JOLIET PCT 027	57	53
0134 JOLIET PCT 028	121	76
0135 JOLIET PCT 029	102	103
0136 JOLIET PCT 030	113	88
0137 JOLIET PCT 031	108	101
0138 JOLIET PCT 032	170	92
0139 JOLIET PCT 033	114	76
0140 JOLIET PCT 034	164	95
0141 JOLIET PCT 035	229	141
0142 JOLIET PCT 036	168	90
0143 JOLIET PCT 037	156	87
0144 LOCKPORT PCT 001	274	126
0149 LOCKPORT PCT 006	144	168
0150 LOCKPORT PCT 007	154	204
0151 LOCKPORT PCT 008	164	193
0152 LOCKPORT PCT 009	280	166
0156 LOCKPORT PCT 013	274	158
0157 LOCKPORT PCT 014	85	151
0163 LOCKPORT PCT 020	112	124
0180 NEW LENOX PCT 001	107	91
0181 NEW LENOX PCT 002	65	34
0182 NEW LENOX PCT 003	79	96
0183 NEW LENOX PCT 004	74	80
0184 NEW LENOX PCT 005	81	94
0185 NEW LENOX PCT 006	93	58
0188 NEW LENOX PCT 009	110	100
0189 NEW LENOX PCT 010	133	101
0190 NEW LENOX PCT 011	138	119
0195 NEW LENOX PCT 016	133	107
0197 NEW LENOX PCT 018	4	9
0205 PLAINFIELD PCT 004	79	82
0206 PLAINFIELD PCT 005	122	137
0207 PLAINFIELD PCT 006	180	146
0208 PLAINFIELD PCT 007	213	182
0211 PLAINFIELD PCT 010	55	41
0212 PLAINFIELD PCT 011	73	71
0213 PLAINFIELD PCT 012	153	189
0214 PLAINFIELD PCT 013	154	111
0215 PLAINFIELD PCT 014	123	104
0216 PLAINFIELD PCT 015	99	113
0217 PLAINFIELD PCT 016	130	110
0218 PLAINFIELD PCT 017	126	115
0219 PLAINFIELD PCT 018	152	125
0220 PLAINFIELD PCT 019	141	127
0221 PLAINFIELD PCT 020	133	137
0222 PLAINFIELD PCT 021	106	110
0223 PLAINFIELD PCT 022	156	114

ABSTRACT OF VOTES

WILL COUNTY, ILLINOIS
OFFICIAL RESULTS
GENERAL PRIMARY ELECTION
MARCH 17, 2020
DEMOCRATIC

REPORT-EL52

PAGE 0006

VOTES PERCENT

REPRESENTATIVE IN CONGRESS 11TH CONGRESSIONAL DISTRICT

Vote for not more than 1

01 = Bill Foster	20,138	54.68
02 = Rachel Ventura	16,689	45.32

(CONTINUED FROM PREVIOUS PAGE)

	01	02
0224 PLAINFIELD PCT 023	109	77
0225 PLAINFIELD PCT 024	129	80
0226 PLAINFIELD PCT 025	118	136
0227 PLAINFIELD PCT 026	125	120
0228 PLAINFIELD PCT 027	178	134
0229 PLAINFIELD PCT 028	110	147
0230 PLAINFIELD PCT 029	132	111
0231 PLAINFIELD PCT 030	135	108
0232 PLAINFIELD PCT 031	88	142
0233 PLAINFIELD PCT 032	112	123
0234 PLAINFIELD PCT 033	140	105
0235 PLAINFIELD PCT 034	116	109
0236 PLAINFIELD PCT 035	138	164
0240 TROY PCT 001	191	173
0241 TROY PCT 002	154	125
0242 TROY PCT 003	104	58
0243 TROY PCT 004	126	96
0244 TROY PCT 005	128	68
0245 TROY PCT 006	84	102
0246 TROY PCT 007	218	136
0247 TROY PCT 008	231	151
0248 TROY PCT 009	128	96
0249 TROY PCT 010	129	91
0250 TROY PCT 011	207	114
0251 TROY PCT 012	163	99
0252 TROY PCT 013	18	15
0253 TROY PCT 014	32	24
0254 TROY PCT 015	107	79
0255 TROY PCT 016	197	118
0256 TROY PCT 017	38	17
0257 TROY PCT 018	133	108
0258 TROY PCT 019	204	101
0269 WHEATLAND PCT 004	195	177
0270 WHEATLAND PCT 005	213	130
0284 WHEATLAND PCT 019	175	137
0287 WHEATLAND PCT 022	217	185
0291 WHEATLAND PCT 026	0	0
0292 WHEATLAND PCT 027	50	48

VOTES PERCENT

REPRESENTATIVE IN CONGRESS 14TH CONGRESSIONAL DISTRICT

Vote for not more than 1

01 = Lauren Underwood

12,358 100.00

01

0202 PLAINFIELD PCT 001	259
0203 PLAINFIELD PCT 002	266
0204 PLAINFIELD PCT 003	183
0209 PLAINFIELD PCT 008	255
0210 PLAINFIELD PCT 009	253
0211 PLAINFIELD PCT 010	80
0214 PLAINFIELD PCT 013	79
0252 TROY PCT 013	366
0253 TROY PCT 014	189
0254 TROY PCT 015	78
0256 TROY PCT 017	183
0259 TROY PCT 020	261
0260 TROY PCT 021	224
0261 TROY PCT 022	94
0266 WHEATLAND PCT 001	408
0267 WHEATLAND PCT 002	472
0268 WHEATLAND PCT 003	300
0271 WHEATLAND PCT 006	284
0272 WHEATLAND PCT 007	273
0273 WHEATLAND PCT 008	329
0274 WHEATLAND PCT 009	389
0275 WHEATLAND PCT 010	287
0276 WHEATLAND PCT 011	419
0277 WHEATLAND PCT 012	293
0278 WHEATLAND PCT 013	238
0279 WHEATLAND PCT 014	330
0280 WHEATLAND PCT 015	286
0281 WHEATLAND PCT 016	289
0282 WHEATLAND PCT 017	344
0283 WHEATLAND PCT 018	295
0285 WHEATLAND PCT 020	210
0286 WHEATLAND PCT 021	269
0287 WHEATLAND PCT 022	0
0288 WHEATLAND PCT 023	322
0289 WHEATLAND PCT 024	231
0290 WHEATLAND PCT 025	266
0291 WHEATLAND PCT 026	301
0292 WHEATLAND PCT 027	328
0293 WHEATLAND PCT 028	264
0294 WHEATLAND PCT 029	305
0295 WHEATLAND PCT 030	269
0296 WHEATLAND PCT 031	299
0297 WHEATLAND PCT 032	385
0298 WHEATLAND PCT 033	409
0299 WHEATLAND PCT 034	494

=====

Total Democratic Ballots Cast
for 14th Congressional District

13,375

VOTES PERCENT

REPRESENTATIVE IN CONGRESS 16TH CONGRESSIONAL DISTRICT

Vote for not more than 1

01 = Dani Brzozowski

1,967 100.00

01

0001 CHANNAHON PCT 001	147
0002 CHANNAHON PCT 002	236
0003 CHANNAHON PCT 003	183
0004 CHANNAHON PCT 004	164
0005 CHANNAHON PCT 005	166
0018 CUSTER PCT 001	79
0056 FLORENCE PCT 001	67
0237 REED PCT 001	138
0238 REED PCT 002	139
0239 REED PCT 003	119
0265 WESLEY PCT 001	115
0301 WILMINGTON PCT 001	173
0302 WILMINGTON PCT 002	115
0303 WILMINGTON PCT 003	126

=====

Total Democratic Ballots Cast
for 16th Congressional District**2,332**

ABSTRACT OF VOTES

WILL COUNTY, ILLINOIS
GENERAL PRIMARY ELECTION
MARCH 17, 2020
DEMOCRATIC

OFFICIAL RESULTS

REPORT-EL52

PAGE 0009

DELEGATE - NATIONAL NOMINATING CONV

1ST CONGRESSIONAL DISTRICT

Vote for not more than 8

	VOTES	PERCENT		VOTES	PERCENT
01 = Chakena Sims	469	.66	09 = Jeanette Taylor	2,487	3.49
02 = Allen Louis Linton, II	284	.40	10 = Maria R. Bell	2,497	3.51
03 = Grace Chan McKibben	646	.91	11 = Naomi Davis	2,559	3.60
04 = William E. Hall	336	.47	12 = Patricia L. Guinn	2,580	3.63
05 = Shelley Davis	687	.97	13 = Robert Peters	1,995	2.80
06 = Nicholas "Nick" Shields	386	.54	14 = Rodney Gipson	1,741	2.45
07 = Rebecca Zorach	573	.81	15 = Raheem Uqdah	1,899	2.67
08 = Devlin Joseph Schoop	270	.38	16 = Larry Gilman	1,704	2.39

	01	02	03	04	05	06	07	08	09	10	11	12	13	14	15	16
0057 FRANKFORT PCT 001	8	5	12	5	20	9	18	8	70	71	74	75	55	49	53	45
0058 FRANKFORT PCT 002	8	5	13	11	16	8	13	5	39	42	40	46	36	26	26	32
0059 FRANKFORT PCT 003	12	6	13	9	18	6	13	6	68	69	78	82	57	53	66	53
0060 FRANKFORT PCT 004	8	4	17	5	14	8	14	4	63	63	62	69	47	46	47	39
0061 FRANKFORT PCT 005	13	8	14	8	20	9	17	9	71	74	86	92	63	50	60	64
0062 FRANKFORT PCT 006	9	6	12	10	10	8	14	5	59	55	62	58	45	43	41	38
0063 FRANKFORT PCT 007	13	9	14	6	18	10	14	8	45	49	45	47	39	32	36	32
0064 FRANKFORT PCT 008	8	5	11	10	18	14	11	6	46	48	52	49	36	38	42	27
0065 FRANKFORT PCT 009	8	6	12	7	8	5	9	7	47	43	45	51	41	35	36	35
0066 FRANKFORT PCT 010	9	5	16	7	15	8	12	6	68	67	72	68	43	37	51	35
0067 FRANKFORT PCT 011	9	6	18	5	16	6	16	5	65	66	66	65	49	37	51	40
0068 FRANKFORT PCT 012	9	9	19	8	16	10	12	4	45	46	45	47	32	27	31	32
0069 FRANKFORT PCT 013	7	4	12	5	14	5	11	3	49	53	55	47	41	30	35	35
0070 FRANKFORT PCT 014	9	5	9	5	15	9	8	5	85	83	80	84	58	53	59	47
0071 FRANKFORT PCT 015	10	5	16	6	13	8	12	4	49	44	55	42	37	35	34	32
0072 FRANKFORT PCT 016	13	8	15	6	17	8	11	4	50	48	49	47	35	31	32	32
0073 FRANKFORT PCT 017	5	3	16	4	14	3	16	4	44	45	47	52	44	40	36	34
0074 FRANKFORT PCT 018	12	9	15	6	11	7	10	4	58	61	63	63	43	41	44	42
0075 FRANKFORT PCT 019	13	9	15	9	15	10	14	6	78	82	80	78	56	61	60	51
0076 FRANKFORT PCT 020	11	11	22	10	22	9	14	7	60	57	60	61	46	38	45	37
0077 FRANKFORT PCT 021	8	3	14	4	7	7	10	3	46	45	52	50	42	34	38	34
0078 FRANKFORT PCT 022	13	13	13	13	18	11	13	8	41	40	44	42	33	21	34	28
0079 FRANKFORT PCT 023	10	8	18	10	14	7	16	8	34	39	37	41	31	28	35	31
0080 FRANKFORT PCT 024	21	10	13	11	21	11	14	5	69	74	84	72	53	49	66	41
0081 FRANKFORT PCT 025	7	3	12	4	11	3	14	2	40	47	43	46	28	24	29	26
0082 FRANKFORT PCT 026	17	11	17	12	17	15	14	11	47	46	49	40	37	32	33	31
0083 FRANKFORT PCT 027	10	2	13	2	9	5	9	2	48	46	49	47	35	33	40	27
0084 FRANKFORT PCT 028	17	5	14	10	22	11	10	6	70	56	77	64	58	51	62	46
0085 GREEN GARDEN PCT 001	8	5	13	7	11	3	8	5	36	32	33	38	29	20	25	16
0086 GREEN GARDEN PCT 002	7	3	4	2	12	5	4	0	41	36	39	38	31	23	27	26
0105 JACKSON PCT 001	7	4	7	6	11	5	8	4	23	28	26	28	26	22	20	24
0106 JACKSON PCT 002	9	3	10	6	15	7	11	3	41	42	36	38	34	32	28	32
0168 MANHATTAN PCT 001	11	8	16	9	21	9	19	11	48	43	44	47	35	39	29	34
0169 MANHATTAN PCT 002	13	8	20	10	22	13	18	5	60	63	52	60	51	36	40	39
0170 MANHATTAN PCT 003	11	12	17	8	20	14	19	10	57	58	54	66	51	42	45	44
0171 MANHATTAN PCT 004	5	1	10	8	6	7	9	4	62	66	58	67	52	44	50	44
0181 NEW LENOX PCT 002	4	4	7	3	7	4	5	4	10	10	13	9	10	10	10	5
0186 NEW LENOX PCT 007	10	4	8	6	11	8	12	5	52	56	54	54	48	43	45	36
0187 NEW LENOX PCT 008	8	2	14	2	8	8	8	3	33	35	33	34	19	20	20	23
0191 NEW LENOX PCT 012	11	8	17	7	16	10	14	9	59	60	60	58	47	36	42	38
0192 NEW LENOX PCT 013	11	4	9	4	10	6	9	7	47	50	45	48	39	37	36	33
0193 NEW LENOX PCT 014	14	7	25	13	18	16	16	10	92	83	88	93	82	67	68	72
0194 NEW LENOX PCT 015	8	3	8	5	11	6	8	6	33	32	33	29	25	26	27	23
0196 NEW LENOX PCT 017	6	5	12	6	13	7	7	4	49	56	49	51	36	39	31	40
0197 NEW LENOX PCT 018	11	8	15	10	16	9	10	9	51	54	58	53	49	35	36	39
0198 NEW LENOX PCT 019	5	2	11	5	13	6	13	6	59	60	62	70	49	40	44	37
0199 NEW LENOX PCT 020	13	10	18	11	17	13	16	10	80	74	71	74	62	56	54	53

ABSTRACT OF VOTES

WILL COUNTY, ILLINOIS
GENERAL PRIMARY ELECTION
MARCH 17, 2020
DEMOCRATIC

OFFICIAL RESULTS

REPORT-EL52

PAGE 0010

DELEGATE - NATIONAL NOMINATING CONV

1ST CONGRESSIONAL DISTRICT

Vote for not more than 8

	VOTES	PERCENT		VOTES	PERCENT
01 = Preston Brown Jr	933	1.31	09 = Roderick T. Sawyer	5,465	7.68
02 = Evajamania Brown	1,089	1.53	10 = Ertharin Cousin	5,315	7.47
03 = Linda Hudson	1,510	2.12	11 = Robert "Bob" Rita	5,572	7.83
04 = Darren Fuller	239	.34	12 = Andrea Zopp	5,754	8.09
05 = Carol Horton	301	.42	13 = Timothy Wright III	5,393	7.58
06 = Ben Silvian	231	.32	14 = Deborah Lane	5,703	8.01
07 = Laura Sieh	284	.40	15 = Kouri C. Marshall	5,204	7.31
08 = Michelle A. Harris	5,891	8.28	16 = John Hart	359	.50

	01	02	03	04	05	06	07	08	09	10	11	12	13	14	15	16
0057 FRANKFORT PCT 001	24	32	41	6	8	4	8	138	127	128	131	138	131	138	129	6
0058 FRANKFORT PCT 002	16	23	30	5	4	7	3	155	135	128	141	147	138	148	133	11
0059 FRANKFORT PCT 003	31	29	32	7	7	5	12	146	129	125	137	133	125	134	121	11
0060 FRANKFORT PCT 004	27	26	44	4	5	3	6	94	88	87	90	95	86	91	85	6
0061 FRANKFORT PCT 005	35	39	56	6	6	4	6	169	160	160	162	167	157	165	154	5
0062 FRANKFORT PCT 006	14	20	25	4	6	3	5	96	86	83	90	92	83	93	80	6
0063 FRANKFORT PCT 007	16	20	32	5	8	6	10	118	102	94	108	109	99	110	99	5
0064 FRANKFORT PCT 008	22	30	37	6	7	5	5	119	107	101	110	110	109	107	93	5
0065 FRANKFORT PCT 009	22	17	29	6	7	5	5	121	120	115	116	123	116	118	114	3
0066 FRANKFORT PCT 010	30	37	48	2	4	1	7	182	171	167	171	175	164	181	162	9
0067 FRANKFORT PCT 011	23	29	35	8	11	11	12	155	142	139	140	152	141	147	136	6
0068 FRANKFORT PCT 012	18	15	21	0	5	1	2	132	122	121	123	130	122	124	118	3
0069 FRANKFORT PCT 013	24	25	35	6	4	1	5	115	99	97	104	112	99	104	97	13
0070 FRANKFORT PCT 014	21	34	46	6	9	5	5	113	101	98	108	115	102	110	95	9
0071 FRANKFORT PCT 015	16	19	31	4	4	3	4	89	79	73	79	80	78	87	77	4
0072 FRANKFORT PCT 016	25	21	33	6	6	5	6	151	148	145	149	146	144	150	136	10
0073 FRANKFORT PCT 017	13	16	27	4	7	4	6	144	135	132	135	148	139	138	129	10
0074 FRANKFORT PCT 018	29	26	29	6	6	4	8	118	113	115	115	122	110	122	111	9
0075 FRANKFORT PCT 019	29	36	46	9	9	9	8	107	91	89	96	98	87	101	89	5
0076 FRANKFORT PCT 020	16	23	29	7	5	9	9	101	89	85	88	93	85	96	84	6
0077 FRANKFORT PCT 021	20	24	28	4	4	2	3	126	113	110	115	120	111	121	114	7
0078 FRANKFORT PCT 022	17	24	23	6	3	9	3	160	155	154	159	164	154	160	152	13
0079 FRANKFORT PCT 023	13	16	26	3	9	5	9	142	134	130	131	136	128	139	122	11
0080 FRANKFORT PCT 024	46	49	53	8	8	9	7	170	168	165	166	168	167	171	159	11
0081 FRANKFORT PCT 025	11	19	32	3	6	1	4	143	142	144	149	148	144	146	135	5
0082 FRANKFORT PCT 026	25	19	28	7	10	6	8	152	142	138	143	146	137	145	128	6
0083 FRANKFORT PCT 027	18	18	28	5	8	2	4	76	69	65	70	69	68	76	74	6
0084 FRANKFORT PCT 028	29	28	35	4	7	7	5	180	172	159	163	176	157	172	158	3
0085 GREEN GARDEN PCT 001	10	16	25	1	1	1	2	93	93	94	99	103	99	98	95	6
0086 GREEN GARDEN PCT 002	16	15	26	2	3	4	5	88	76	73	87	83	79	80	74	5
0105 JACKSON PCT 001	11	14	17	0	2	1	3	64	70	63	70	66	65	66	60	5
0106 JACKSON PCT 002	10	9	18	4	8	7	8	117	109	110	108	108	104	113	102	12
0168 MANHATTAN PCT 001	13	11	31	4	9	5	7	109	99	95	107	102	94	100	93	5
0169 MANHATTAN PCT 002	15	21	38	7	7	7	7	144	125	121	124	139	127	135	125	8
0170 MANHATTAN PCT 003	21	24	40	8	12	7	8	147	135	132	139	142	137	143	123	15
0171 MANHATTAN PCT 004	19	26	39	8	4	5	5	106	98	94	102	110	98	104	94	5
0181 NEW LENOX PCT 002	2	3	8	2	2	2	2	35	31	32	30	35	30	30	28	2
0186 NEW LENOX PCT 007	16	21	31	2	2	3	5	128	125	122	134	133	127	129	116	11
0187 NEW LENOX PCT 008	11	11	16	6	8	5	9	134	127	126	129	134	126	135	125	9
0191 NEW LENOX PCT 012	17	26	34	6	9	7	7	90	83	82	83	89	77	83	74	6
0192 NEW LENOX PCT 013	18	18	29	5	2	1	3	124	115	111	117	121	111	122	107	5
0193 NEW LENOX PCT 014	36	49	51	6	8	4	5	172	151	147	160	164	154	157	145	9
0194 NEW LENOX PCT 015	13	12	16	6	9	8	8	117	114	116	121	119	117	119	113	11
0196 NEW LENOX PCT 017	14	20	27	9	7	6	7	123	111	107	113	116	110	118	103	11
0197 NEW LENOX PCT 018	19	25	37	5	6	5	2	94	85	83	84	90	83	89	83	9
0198 NEW LENOX PCT 019	22	35	34	3	5	7	4	150	144	135	145	152	144	150	139	9
0199 NEW LENOX PCT 020	20	19	34	8	14	10	12	144	135	125	131	136	130	138	121	12

ABSTRACT OF VOTES

WILL COUNTY, ILLINOIS
GENERAL PRIMARY ELECTION
MARCH 17, 2020
DEMOCRATIC

OFFICIAL RESULTS

REPORT-EL52

PAGE 0011

VOTES PERCENT

DELEGATE - NATIONAL NOMINATING CONV
1ST CONGRESSIONAL DISTRICT

Vote for not more than 8

01 = Myra Hart

02 = Norene Shader

433 .61
370 .52

01 02

0057 FRANKFORT PCT 001	8	8
0058 FRANKFORT PCT 002	11	9
0059 FRANKFORT PCT 003	13	9
0060 FRANKFORT PCT 004	4	5
0061 FRANKFORT PCT 005	4	2
0062 FRANKFORT PCT 006	11	7
0063 FRANKFORT PCT 007	8	5
0064 FRANKFORT PCT 008	6	6
0065 FRANKFORT PCT 009	3	4
0066 FRANKFORT PCT 010	8	7
0067 FRANKFORT PCT 011	12	8
0068 FRANKFORT PCT 012	3	1
0069 FRANKFORT PCT 013	14	11
0070 FRANKFORT PCT 014	12	9
0071 FRANKFORT PCT 015	2	4
0072 FRANKFORT PCT 016	12	10
0073 FRANKFORT PCT 017	12	7
0074 FRANKFORT PCT 018	10	13
0075 FRANKFORT PCT 019	6	6
0076 FRANKFORT PCT 020	10	6
0077 FRANKFORT PCT 021	14	12
0078 FRANKFORT PCT 022	10	7
0079 FRANKFORT PCT 023	10	10
0080 FRANKFORT PCT 024	16	17
0081 FRANKFORT PCT 025	7	6
0082 FRANKFORT PCT 026	13	8
0083 FRANKFORT PCT 027	8	4
0084 FRANKFORT PCT 028	8	3
0085 GREEN GARDEN PCT 001	7	7
0086 GREEN GARDEN PCT 002	7	7
0105 JACKSON PCT 001	1	3
0106 JACKSON PCT 002	13	14
0168 MANHATTAN PCT 001	9	9
0169 MANHATTAN PCT 002	8	9
0170 MANHATTAN PCT 003	22	23
0171 MANHATTAN PCT 004	5	3
0181 NEW LENOX PCT 002	1	1
0186 NEW LENOX PCT 007	11	12
0187 NEW LENOX PCT 008	13	8
0191 NEW LENOX PCT 012	7	7
0192 NEW LENOX PCT 013	4	6
0193 NEW LENOX PCT 014	8	6
0194 NEW LENOX PCT 015	13	8
0196 NEW LENOX PCT 017	11	12
0197 NEW LENOX PCT 018	9	9
0198 NEW LENOX PCT 019	9	6
0199 NEW LENOX PCT 020	20	16

=====

ABSTRACT OF VOTES

WILL COUNTY, ILLINOIS
GENERAL PRIMARY ELECTION
MARCH 17, 2020
DEMOCRATIC

OFFICIAL RESULTS

REPORT-EL52

PAGE 0012

VOTES PERCENT

VOTES PERCENT

DELEGATE - NATIONAL NOMINATING CONV

2ND CONGRESSIONAL DISTRICT

Vote for not more than 7

01 = Debbie Meyers-Martin	4,097	10.68	09 = Hope Zawaski	253	.66
02 = Vernard Alsberry	3,539	9.22	10 = Al Riley	290	.76
03 = Michael W. Smith	3,775	9.84	11 = Cleopatra Watson	251	.65
04 = Sheila Chalmers-Curran	3,814	9.94	12 = Jaylin McClinton	176	.46
05 = Lamar C. Brown	3,681	9.59	13 = Amanda Jo Greep	233	.61
06 = Marrice Coverson	3,404	8.87	14 = David Bonner	196	.51
07 = Cory Thames	3,498	9.12	15 = Aisha El-Amin	1,437	3.75
08 = Andre' J. Washington	229	.60	16 = Maureen Forte	1,461	3.81

	01	02	03	04	05	06	07	08	09	10	11	12	13	14	15	16
0006 CRETE PCT 001	199	163	186	188	177	156	163	9	10	14	8	7	6	6	77	70
0007 CRETE PCT 002	128	105	117	112	120	106	111	11	16	8	12	12	10	14	53	53
0008 CRETE PCT 003	135	108	113	120	109	101	109	10	14	15	14	10	12	7	44	52
0009 CRETE PCT 004	217	194	207	203	199	182	193	16	11	7	11	8	11	7	58	51
0010 CRETE PCT 005	282	254	270	268	266	258	248	17	10	18	11	6	12	10	72	69
0011 CRETE PCT 006	219	194	207	210	206	185	194	14	12	8	9	8	8	10	54	63
0012 CRETE PCT 007	260	224	241	245	236	220	214	15	13	17	23	10	10	9	52	62
0013 CRETE PCT 008	174	148	163	164	154	141	151	13	16	13	11	16	16	12	72	66
0014 CRETE PCT 009	113	100	102	101	99	95	93	8	9	6	5	2	8	4	51	48
0015 CRETE PCT 010	73	62	74	69	65	62	68	3	8	6	4	4	5	8	26	34
0016 CRETE PCT 011	94	79	87	90	82	79	82	4	8	5	3	4	5	6	41	41
0017 CRETE PCT 012	125	117	114	115	116	107	107	3	7	6	9	5	7	4	42	45
0172 MONEE PCT 001	159	150	154	152	154	143	150	4	7	16	7	6	7	6	53	52
0173 MONEE PCT 002	225	189	201	205	199	175	189	11	9	26	10	5	7	12	88	79
0174 MONEE PCT 003	151	136	136	147	139	131	135	9	8	15	9	4	9	9	55	57
0175 MONEE PCT 004	185	152	163	172	166	148	157	9	17	14	18	11	18	8	69	73
0176 MONEE PCT 005	207	184	183	190	190	171	169	20	7	17	16	7	11	9	63	54
0177 MONEE PCT 006	164	138	148	149	145	126	118	14	9	21	17	11	10	9	69	59
0178 MONEE PCT 007	276	246	266	264	259	239	243	11	5	15	15	7	5	9	63	54
0179 MONEE PCT 008	113	90	95	99	95	85	85	3	10	5	5	4	8	4	45	53
0200 PEOTONE PCT 001	124	107	115	113	101	102	106	6	13	8	8	9	14	8	63	67
0201 PEOTONE PCT 002	106	87	101	98	89	82	92	6	6	4	7	3	7	2	48	57
0262 WASHINGTON PCT 001	104	89	90	95	89	86	94	2	6	5	2	7	7	4	35	41
0263 WASHINGTON PCT 002	114	93	101	105	98	97	98	7	7	9	9	4	9	7	57	59
0264 WASHINGTON PCT 003	65	54	60	59	56	54	55	3	7	8	4	4	3	8	30	36
0300 WILL PCT 001	47	43	42	46	40	42	44	1	6	3	2	1	4	2	42	45
0304 WILTON PCT 001	38	33	39	35	32	31	30	0	2	1	2	1	4	2	15	21

ABSTRACT OF VOTES

WILL COUNTY, ILLINOIS
GENERAL PRIMARY ELECTION
MARCH 17, 2020
DEMOCRATIC

OFFICIAL RESULTS

REPORT-EL52

PAGE 0013

VOTES PERCENT

VOTES PERCENT

DELEGATE - NATIONAL NOMINATING CONV
2ND CONGRESSIONAL DISTRICT

Vote for not more than 7

01 = Sukari Campbell	1,262	3.29	09 = Paula Wilson	178	.46
02 = Abdul Malik Mujahid	1,283	3.34	10 = Reggie Greenwood	78	.20
03 = John Willard	1,282	3.34	11 = Monique Williams	132	.34
04 = Kenneth Franklin	1,324	3.45	12 = Kyle Summers	97	.25
05 = Lyle C. Evans, Jr.	1,212	3.16	13 = Emily Higgs	166	.43
06 = Kenneth Henderson	116	.30	14 = Randall Krause-Vinson	90	.23
07 = Sanovia Reynolds-Parks	88	.23	15 = Sherry Newquist	210	.55
08 = Juan Juarez	124	.32	16 = Alfred Saucedo	105	.27

	01	02	03	04	05	06	07	08	09	10	11	12	13	14	15	16
0006 CRETE PCT 001	63	65	66	73	66	7	6	3	14	2	3	9	5	1	3	2
0007 CRETE PCT 002	43	48	49	51	47	4	2	4	6	2	5	3	3	4	13	6
0008 CRETE PCT 003	42	41	48	47	42	2	1	8	4	1	4	7	6	3	19	6
0009 CRETE PCT 004	47	45	44	49	48	8	5	8	6	6	9	6	8	7	9	14
0010 CRETE PCT 005	63	61	60	64	59	8	3	7	7	5	13	1	4	4	8	2
0011 CRETE PCT 006	54	58	51	55	45	5	4	6	2	2	4	1	3	3	4	2
0012 CRETE PCT 007	48	52	48	52	49	7	4	12	10	4	6	3	6	4	6	5
0013 CRETE PCT 008	61	65	64	63	58	3	6	5	4	4	4	1	14	7	14	5
0014 CRETE PCT 009	47	45	48	48	45	1	3	1	2	1	0	2	7	2	10	3
0015 CRETE PCT 010	24	25	25	30	20	0	1	1	1	0	1	2	6	6	8	4
0016 CRETE PCT 011	39	41	44	38	40	2	0	9	3	2	5	4	8	3	6	6
0017 CRETE PCT 012	36	38	38	34	36	2	0	1	3	0	2	0	4	1	3	1
0172 MONEE PCT 001	46	46	45	49	45	1	1	2	6	2	7	2	3	0	8	3
0173 MONEE PCT 002	65	70	68	73	68	8	12	5	15	8	7	8	5	3	10	3
0174 MONEE PCT 003	47	47	48	51	44	7	1	4	8	1	6	3	12	4	10	4
0175 MONEE PCT 004	63	64	62	64	56	7	3	6	6	3	10	4	7	3	8	5
0176 MONEE PCT 005	49	53	52	58	56	3	6	3	13	3	10	8	3	2	3	2
0177 MONEE PCT 006	51	51	45	50	47	4	9	2	14	5	6	6	3	0	4	2
0178 MONEE PCT 007	48	51	43	51	41	8	4	8	21	7	10	6	2	1	12	3
0179 MONEE PCT 008	44	42	44	49	44	4	1	3	4	0	3	3	7	6	4	5
0200 PEOTONE PCT 001	68	66	65	61	60	2	1	7	4	3	2	2	8	5	7	1
0201 PEOTONE PCT 002	46	44	48	46	42	7	5	7	8	4	4	5	14	7	13	7
0262 WASHINGTON PCT 001	33	31	36	32	29	3	1	3	2	4	1	1	8	2	8	3
0263 WASHINGTON PCT 002	52	52	51	50	45	2	3	1	9	3	4	3	4	5	10	3
0264 WASHINGTON PCT 003	23	26	31	28	24	2	0	1	1	1	1	1	7	3	4	3
0300 WILL PCT 001	44	40	41	41	41	6	4	6	4	4	4	5	5	2	3	2
0304 WILTON PCT 001	16	16	18	17	15	3	2	1	1	1	1	1	4	2	3	3

ABSTRACT OF VOTES

WILL COUNTY, ILLINOIS
GENERAL PRIMARY ELECTION
MARCH 17, 2020
DEMOCRATIC

OFFICIAL RESULTS

REPORT-EL52

PAGE 0014

DELEGATE - NATIONAL NOMINATING CONV

2ND CONGRESSIONAL DISTRICT

Vote for not more than 7

01 = Micaela G. Smith

02 = Kristal Hudson-Davis

VOTES PERCENT

121	.32
163	.42

01	02
----	----

0006 CRETE PCT 001	6	7
0007 CRETE PCT 002	4	2
0008 CRETE PCT 003	4	3
0009 CRETE PCT 004	11	15
0010 CRETE PCT 005	8	9
0011 CRETE PCT 006	2	2
0012 CRETE PCT 007	6	13
0013 CRETE PCT 008	6	10
0014 CRETE PCT 009	2	4
0015 CRETE PCT 010	1	3
0016 CRETE PCT 011	2	8
0017 CRETE PCT 012	3	4
0172 MONEE PCT 001	2	3
0173 MONEE PCT 002	7	8
0174 MONEE PCT 003	4	4
0175 MONEE PCT 004	9	8
0176 MONEE PCT 005	3	4
0177 MONEE PCT 006	4	5
0178 MONEE PCT 007	1	6
0179 MONEE PCT 008	4	9
0200 PEOTONE PCT 001	4	3
0201 PEOTONE PCT 002	9	12
0262 WASHINGTON PCT 001	4	3
0263 WASHINGTON PCT 002	7	7
0264 WASHINGTON PCT 003	2	2
0300 WILL PCT 001	4	5
0304 WILTON PCT 001	2	4

ABSTRACT OF VOTES

WILL COUNTY, ILLINOIS
GENERAL PRIMARY ELECTION
MARCH 17, 2020
DEMOCRATIC

OFFICIAL RESULTS

REPORT-EL52

PAGE 0015

DELEGATE - NATIONAL NOMINATING CONV

3RD CONGRESSIONAL DISTRICT

Vote for not more than 6

	VOTES	PERCENT		VOTES	PERCENT
01 = Patrick Daley Thompson	4,814	10.45	09 = Maureen Sullivan	2,815	6.11
02 = Donna Hughes	4,861	10.55	10 = Daniel Guzman	2,700	5.86
03 = Kyle R. Hastings	4,490	9.75	11 = Jose Requena	2,304	5.00
04 = Lynn Barker	4,674	10.15	12 = Kyle Killacky	2,320	5.04
05 = Kevin E. O'Gorman	4,295	9.32	13 = Neel Jhobalia	176	.38
06 = Adriana D. Olson	4,512	9.80	14 = Brian Pioppo	241	.52
07 = Amalia Dejesus	2,729	5.92	15 = Kate Wu	359	.78
08 = Deliah Odeh	2,516	5.46	16 = Kathleen "Kathy" Shaevel	410	.89

	01	02	03	04	05	06	07	08	09	10	11	12	13	14	15	16
0050 DU PAGE PCT 032	37	37	31	34	29	31	34	35	40	34	29	32	2	4	5	2
0051 DU PAGE PCT 033	18	19	14	17	14	16	13	12	10	10	9	9	2	1	2	3
0053 DU PAGE PCT 035	75	71	66	68	53	70	73	63	59	74	61	56	4	4	4	5
0054 DU PAGE PCT 036	145	141	133	138	125	132	120	94	107	102	86	86	2	6	13	10
0055 DU PAGE PCT 037	78	82	67	75	69	70	95	86	99	100	84	82	2	5	14	13
0087 HOMER PCT 001	71	71	64	68	64	67	57	52	58	52	46	50	2	2	3	7
0088 HOMER PCT 002	126	137	118	129	113	120	68	69	78	70	66	67	10	10	14	10
0089 HOMER PCT 003	115	118	121	115	112	115	33	36	45	40	31	36	1	2	4	7
0090 HOMER PCT 004	106	108	106	100	97	101	54	47	54	49	45	45	4	6	5	7
0091 HOMER PCT 005	94	102	96	103	91	97	34	32	34	31	26	33	6	8	11	4
0092 HOMER PCT 006	121	116	111	112	113	106	45	48	56	46	36	46	3	6	5	5
0093 HOMER PCT 007	133	127	124	123	123	121	50	47	53	50	46	50	5	10	10	14
0094 HOMER PCT 008	113	112	103	109	105	105	54	58	56	58	56	58	5	7	14	8
0095 HOMER PCT 009	106	109	104	105	97	104	48	53	53	53	43	46	6	7	6	9
0096 HOMER PCT 010	148	146	138	139	131	138	49	48	57	44	36	49	2	4	7	14
0097 HOMER PCT 011	119	121	126	123	113	114	64	68	70	59	58	64	1	4	6	6
0098 HOMER PCT 012	101	100	93	94	93	96	49	51	52	52	44	50	4	5	5	4
0099 HOMER PCT 013	136	136	133	134	134	135	56	57	65	60	53	50	3	3	5	5
0100 HOMER PCT 014	163	165	154	159	139	148	101	93	114	106	88	94	12	16	17	7
0101 HOMER PCT 015	185	185	175	178	169	168	86	78	101	90	78	79	4	7	11	24
0102 HOMER PCT 016	107	115	110	109	107	110	49	48	58	46	43	43	5	7	10	16
0103 HOMER PCT 017	100	104	99	103	96	100	44	47	55	42	38	35	2	1	5	5
0104 HOMER PCT 018	148	149	142	147	133	143	65	60	64	60	58	55	4	6	9	10
0107 JOLIET PCT 001	147	150	128	139	119	132	72	58	66	69	47	47	7	3	12	13
0108 JOLIET PCT 002	102	116	103	108	97	101	44	46	50	46	37	37	2	3	6	17
0109 JOLIET PCT 003	77	74	72	70	67	73	63	53	65	63	50	53	3	8	7	10
0145 LOCKPORT PCT 002	130	138	110	126	108	123	100	85	92	115	94	77	6	10	9	9
0146 LOCKPORT PCT 003	96	101	80	94	86	91	114	89	90	113	93	71	5	7	11	7
0147 LOCKPORT PCT 004	96	92	85	84	78	80	87	75	82	82	73	71	3	3	10	11
0148 LOCKPORT PCT 005	107	110	103	101	94	96	56	54	63	57	53	56	3	1	7	8
0153 LOCKPORT PCT 010	134	136	123	132	120	127	96	83	95	83	74	77	4	11	8	10
0154 LOCKPORT PCT 011	142	131	124	131	122	121	60	60	71	62	52	55	4	6	7	11
0155 LOCKPORT PCT 012	111	107	100	107	100	107	65	53	61	54	48	49	4	4	9	10
0158 LOCKPORT PCT 015	128	123	111	120	104	107	82	74	77	81	67	56	5	7	12	12
0159 LOCKPORT PCT 016	129	135	118	131	104	127	118	114	120	111	93	104	6	7	12	18
0160 LOCKPORT PCT 017	145	148	147	146	136	141	87	75	84	80	70	80	9	7	14	15
0161 LOCKPORT PCT 018	113	114	101	108	97	106	79	70	76	71	65	64	11	12	17	23
0162 LOCKPORT PCT 019	217	214	205	215	201	206	39	38	54	41	36	31	6	6	12	19
0163 LOCKPORT PCT 020	0	0	0	0	0	0	1	1	1	1	1	1	0	0	0	0
0164 LOCKPORT PCT 021	115	119	105	110	104	108	69	58	68	70	57	53	5	4	9	8
0165 LOCKPORT PCT 022	96	95	89	91	83	86	56	52	58	63	48	40	1	7	6	5
0166 LOCKPORT PCT 023	69	73	58	67	58	69	57	56	57	64	51	50	0	0	3	2
0167 LOCKPORT PCT 024	115	114	100	112	97	104	43	40	47	46	35	33	1	4	3	7

ABSTRACT OF VOTES

WILL COUNTY, ILLINOIS
GENERAL PRIMARY ELECTION
MARCH 17, 2020
DEMOCRATIC

OFFICIAL RESULTS

REPORT-EL52

PAGE 0016

DELEGATE - NATIONAL NOMINATING CONV
3RD CONGRESSIONAL DISTRICT

VOTES PERCENT

VOTES PERCENT

Vote for not more than 6

01 = Adam Flores	324	.70		
02 = Angela Robertson	439	.95	04 = Tammy Georgiou	352 .76
03 = Jose Luis Torrez	390	.85	05 = Christian D. Perry	339 .74

	01	02	03	04	05
0050 DU PAGE PCT 032	2	3	2	4	3
0051 DU PAGE PCT 033	0	3	0	0	1
0053 DU PAGE PCT 035	11	3	12	7	2
0054 DU PAGE PCT 036	14	19	18	9	11
0055 DU PAGE PCT 037	9	12	14	6	9
0087 HOMER PCT 001	6	9	6	7	6
0088 HOMER PCT 002	5	14	7	12	9
0089 HOMER PCT 003	7	8	4	8	8
0090 HOMER PCT 004	4	6	6	6	9
0091 HOMER PCT 005	5	5	5	6	5
0092 HOMER PCT 006	4	4	3	7	6
0093 HOMER PCT 007	11	11	7	15	14
0094 HOMER PCT 008	4	10	10	7	5
0095 HOMER PCT 009	5	11	3	8	6
0096 HOMER PCT 010	11	10	9	9	10
0097 HOMER PCT 011	5	5	5	3	4
0098 HOMER PCT 012	6	3	7	6	3
0099 HOMER PCT 013	7	10	5	4	4
0100 HOMER PCT 014	4	11	5	6	13
0101 HOMER PCT 015	13	23	16	23	17
0102 HOMER PCT 016	10	13	13	9	12
0103 HOMER PCT 017	3	6	5	6	3
0104 HOMER PCT 018	8	12	10	10	9
0107 JOLIET PCT 001	8	13	4	5	8
0108 JOLIET PCT 002	12	18	14	13	11
0109 JOLIET PCT 003	6	11	6	3	7
0145 LOCKPORT PCT 002	16	10	20	7	8
0146 LOCKPORT PCT 003	13	15	19	7	7
0147 LOCKPORT PCT 004	11	12	14	12	12
0148 LOCKPORT PCT 005	5	6	10	6	7
0153 LOCKPORT PCT 010	5	7	11	6	7
0154 LOCKPORT PCT 011	7	9	9	7	6
0155 LOCKPORT PCT 012	7	10	7	8	7
0158 LOCKPORT PCT 015	13	15	16	10	9
0159 LOCKPORT PCT 016	10	18	12	16	18
0160 LOCKPORT PCT 017	12	12	15	15	12
0161 LOCKPORT PCT 018	14	20	17	16	12
0162 LOCKPORT PCT 019	10	20	14	17	12
0163 LOCKPORT PCT 020	0	0	0	0	0
0164 LOCKPORT PCT 021	5	8	9	8	7
0165 LOCKPORT PCT 022	6	10	8	7	7
0166 LOCKPORT PCT 023	5	3	2	6	1
0167 LOCKPORT PCT 024	5	11	11	5	12

ABSTRACT OF VOTES

WILL COUNTY, ILLINOIS
GENERAL PRIMARY ELECTION
MARCH 17, 2020
DEMOCRATIC

OFFICIAL RESULTS

REPORT-EL52

PAGE 0017

VOTES PERCENT

VOTES PERCENT

DELEGATE - NATIONAL NOMINATING CONV

11TH CONGRESSIONAL DISTRICT

Vote for not more than 5

01 = Diane Hewitt	2,207	1.44	09 = Marjorie Logman	16,617	10.81
02 = Clint V. Brown	1,122	.73	10 = Lauren Staley Ferry	17,787	11.57
03 = Brigitte Fiday	1,781	1.16	11 = Alex Arroyo	1,575	1.02
04 = David Gloria	1,193	.78	12 = John Atkinson	765	.50
05 = Kily Malden Adams	1,050	.68	13 = Julia Beckman	1,505	.98
06 = Emmanuel S. Llamas	16,159	10.51	14 = Tom Braxton	1,069	.70
07 = Georgina Poole	16,958	11.03	15 = Stephanie Kifowit	909	.59
08 = Ken Harris	17,372	11.30	16 = Ruthmony Hong Brininger	372	.24

	01	02	03	04	05	06	07	08	09	10	11	12	13	14	15	16
0019 DU PAGE PCT 001	25	12	20	14	18	193	207	201	191	202	15	10	20	8	13	4
0020 DU PAGE PCT 002	22	9	14	10	12	188	204	202	198	201	13	8	15	13	9	1
0021 DU PAGE PCT 003	24	13	18	8	9	193	216	211	205	202	14	8	15	8	12	2
0022 DU PAGE PCT 004	17	5	15	3	7	111	128	128	128	131	10	6	11	7	7	1
0023 DU PAGE PCT 005	20	6	15	6	13	141	145	147	140	141	6	5	5	5	5	7
0024 DU PAGE PCT 006	12	11	13	10	12	139	143	151	144	154	10	5	15	7	6	2
0025 DU PAGE PCT 007	12	3	9	5	4	186	206	199	195	202	21	13	25	14	16	2
0026 DU PAGE PCT 008	25	17	16	13	13	141	146	154	143	151	3	8	8	11	7	2
0027 DU PAGE PCT 009	17	10	7	6	5	116	118	125	117	125	10	3	7	8	8	3
0028 DU PAGE PCT 010	27	17	29	17	21	169	188	192	185	190	15	9	13	4	9	4
0029 DU PAGE PCT 011	24	18	16	17	13	165	162	170	169	174	18	8	17	8	9	2
0030 DU PAGE PCT 012	18	14	11	13	14	138	153	162	155	150	16	7	10	11	7	3
0031 DU PAGE PCT 013	28	10	22	13	12	167	186	183	182	184	15	7	10	11	8	6
0032 DU PAGE PCT 014	18	11	20	8	10	150	161	172	165	161	7	2	5	11	7	2
0033 DU PAGE PCT 015	18	16	17	5	9	129	133	147	139	137	13	9	17	14	7	4
0034 DU PAGE PCT 016	22	16	31	14	15	162	170	173	157	170	13	12	18	30	9	5
0035 DU PAGE PCT 017	30	15	20	16	15	164	167	185	168	173	20	5	14	11	14	0
0036 DU PAGE PCT 018	13	10	10	10	8	138	151	156	145	145	8	4	9	10	5	4
0037 DU PAGE PCT 019	7	8	10	6	8	134	132	141	128	137	13	4	5	8	4	3
0038 DU PAGE PCT 020	23	9	12	8	7	104	116	115	111	114	8	5	7	5	11	1
0039 DU PAGE PCT 021	14	4	11	13	8	141	140	151	143	139	15	5	8	6	2	2
0040 DU PAGE PCT 022	22	17	26	12	17	120	124	131	115	116	12	4	10	9	8	3
0041 DU PAGE PCT 023	35	17	15	21	12	176	197	198	184	193	18	13	19	20	12	6
0042 DU PAGE PCT 024	22	12	18	12	10	160	169	168	152	170	9	4	12	8	6	3
0043 DU PAGE PCT 025	17	5	11	8	4	124	133	141	125	120	19	5	6	2	3	4
0044 DU PAGE PCT 026	23	19	18	10	14	104	106	110	100	110	9	5	12	12	5	1
0045 DU PAGE PCT 027	23	17	19	9	13	176	180	192	175	185	12	6	14	13	4	3
0046 DU PAGE PCT 028	24	9	13	11	11	118	128	126	119	124	10	7	9	5	6	2
0047 DU PAGE PCT 029	25	12	16	12	13	151	162	167	163	170	12	8	15	9	13	2
0048 DU PAGE PCT 030	26	14	15	11	8	148	152	178	149	153	8	2	12	7	6	3
0049 DU PAGE PCT 031	5	6	13	6	5	91	96	105	99	101	3	1	10	4	6	2
0050 DU PAGE PCT 032	14	7	9	11	5	92	92	97	90	97	11	3	9	6	3	1
0051 DU PAGE PCT 033	9	5	7	6	7	88	99	88	91	90	5	2	11	2	7	2
0052 DU PAGE PCT 034	7	2	7	7	3	156	163	164	161	160	16	9	16	15	9	0
0054 DU PAGE PCT 036	2	0	0	0	0	5	6	5	5	5	0	0	0	0	0	1
0105 JACKSON PCT 001	2	1	4	2	2	23	27	28	25	32	3	2	5	5	1	1
0107 JOLIET PCT 001	1	0	0	0	0	5	7	6	6	7	0	2	4	2	1	1
0108 JOLIET PCT 002	0	0	0	0	0	0	0	0	1	0	0	0	0	0	0	0
0110 JOLIET PCT 004	11	2	8	10	4	68	68	65	69	80	12	3	9	4	3	0
0111 JOLIET PCT 005	23	9	11	14	4	92	102	106	100	118	9	5	5	7	3	3
0112 JOLIET PCT 006	15	9	11	8	5	85	85	90	84	85	14	5	10	9	1	1
0113 JOLIET PCT 007	15	15	13	11	7	133	140	145	126	141	12	2	12	9	5	1
0114 JOLIET PCT 008	15	7	11	9	5	87	90	94	93	107	12	6	7	8	3	2
0115 JOLIET PCT 009	17	7	12	10	8	79	83	87	82	92	11	4	14	6	5	1
0116 JOLIET PCT 010	13	9	16	9	5	101	108	118	108	128	9	5	9	8	9	3
0117 JOLIET PCT 011	4	1	8	5	2	77	84	88	86	87	8	3	3	1	2	1
0118 JOLIET PCT 012	9	9	7	11	4	70	64	68	59	59	11	4	6	5	3	1

ABSTRACT OF VOTES

WILL COUNTY, ILLINOIS
GENERAL PRIMARY ELECTION
MARCH 17, 2020
DEMOCRATIC

OFFICIAL RESULTS

REPORT-EL52

PAGE 0018

DELEGATE - NATIONAL NOMINATING CONV

11TH CONGRESSIONAL DISTRICT

Vote for not more than 5

	VOTES	PERCENT		VOTES	PERCENT
01 = Diane Hewitt	2,207	1.44	09 = Marjorie Logman	16,617	10.81
02 = Clint V. Brown	1,122	.73	10 = Lauren Staley Ferry	17,787	11.57
03 = Brigitte Fiday	1,781	1.16	11 = Alex Arroyo	1,575	1.02
04 = David Gloria	1,193	.78	12 = John Atkinson	765	.50
05 = Kily Malden Adams	1,050	.68	13 = Julia Beckman	1,505	.98
06 = Emmanuel S. Llamas	16,159	10.51	14 = Tom Braxton	1,069	.70
07 = Georgina Poole	16,958	11.03	15 = Stephanie Kifowit	909	.59
08 = Ken Harris	17,372	11.30	16 = Ruthmony Hong Brininger	372	.24

(CONTINUED FROM PREVIOUS PAGE)

	01	02	03	04	05	06	07	08	09	10	11	12	13	14	15	16
0119 JOLIET PCT 013	14	8	3	24	3	72	55	61	61	64	21	3	10	8	3	4
0120 JOLIET PCT 014	9	3	2	14	3	59	42	47	43	57	18	2	6	10	3	3
0121 JOLIET PCT 015	10	8	7	9	2	66	72	71	64	78	10	2	5	5	5	0
0122 JOLIET PCT 016	16	12	9	12	5	151	157	171	155	166	10	3	10	7	3	1
0123 JOLIET PCT 017	11	3	10	5	10	126	130	136	133	145	9	11	9	10	4	4
0124 JOLIET PCT 018	21	8	18	8	7	151	157	153	163	197	19	8	17	9	6	4
0125 JOLIET PCT 019	14	12	22	13	9	93	101	105	102	122	11	7	5	6	8	3
0126 JOLIET PCT 020	22	10	14	11	10	123	127	124	121	135	7	3	11	10	6	2
0127 JOLIET PCT 021	13	6	18	15	6	125	130	134	126	136	12	3	13	8	5	6
0128 JOLIET PCT 022	22	9	14	15	12	99	99	105	100	107	15	7	10	10	12	4
0129 JOLIET PCT 023	14	13	9	13	6	97	97	102	85	113	6	3	7	7	6	6
0130 JOLIET PCT 024	18	6	8	12	7	68	71	78	71	78	11	4	3	5	5	1
0131 JOLIET PCT 025	19	5	11	10	10	98	101	112	105	106	17	9	13	14	13	3
0132 JOLIET PCT 026	11	3	15	8	5	99	102	103	108	110	20	6	15	8	7	3
0133 JOLIET PCT 027	5	3	7	2	4	33	37	38	34	37	6	1	2	0	1	1
0134 JOLIET PCT 028	11	6	10	11	4	88	91	98	85	101	12	5	6	4	3	0
0135 JOLIET PCT 029	13	5	6	5	4	89	83	89	75	80	11	3	3	3	4	1
0136 JOLIET PCT 030	9	11	11	5	8	73	65	66	59	72	5	5	4	3	1	1
0137 JOLIET PCT 031	11	5	7	10	8	66	56	65	57	74	4	3	4	6	6	0
0138 JOLIET PCT 032	20	13	8	15	4	109	115	135	105	119	9	5	8	9	2	5
0139 JOLIET PCT 033	16	8	14	8	10	68	71	67	67	71	13	7	8	8	5	1
0140 JOLIET PCT 034	19	13	8	11	9	109	117	134	109	110	12	5	8	9	1	1
0141 JOLIET PCT 035	20	15	16	16	7	179	188	189	178	194	18	9	8	10	6	2
0142 JOLIET PCT 036	9	7	9	5	7	167	171	172	166	179	9	3	6	4	4	4
0143 JOLIET PCT 037	15	10	7	11	8	100	108	117	111	113	3	3	5	7	3	3
0144 LOCKPORT PCT 001	14	3	13	13	13	286	303	293	298	312	15	13	24	12	10	3
0149 LOCKPORT PCT 006	10	10	7	5	5	119	123	127	122	120	18	7	9	7	5	1
0150 LOCKPORT PCT 007	20	15	15	21	7	126	145	143	136	146	18	8	14	14	5	6
0151 LOCKPORT PCT 008	27	9	14	10	9	150	163	165	155	155	16	6	13	4	7	2
0152 LOCKPORT PCT 009	22	8	25	8	10	279	296	285	286	287	20	8	18	12	16	5
0156 LOCKPORT PCT 013	21	6	17	5	4	299	322	325	317	323	20	10	20	14	9	1
0157 LOCKPORT PCT 014	17	5	9	7	5	96	104	112	107	122	16	5	8	4	4	1
0163 LOCKPORT PCT 020	10	8	11	8	10	102	105	111	102	118	13	8	11	6	10	0
0180 NEW LENOX PCT 001	5	6	6	4	7	99	107	108	101	104	5	3	7	4	6	2
0181 NEW LENOX PCT 002	4	1	1	2	2	54	58	58	58	58	6	3	9	6	5	0
0182 NEW LENOX PCT 003	13	7	10	4	7	78	75	76	79	80	12	5	13	5	6	2
0183 NEW LENOX PCT 004	9	6	7	3	4	63	67	67	64	66	7	5	9	9	5	3
0184 NEW LENOX PCT 005	22	10	22	8	11	72	77	75	79	91	2	1	5	3	1	2
0185 NEW LENOX PCT 006	3	3	5	2	3	77	83	80	77	78	4	3	6	5	4	4
0188 NEW LENOX PCT 009	13	3	9	4	2	99	102	112	103	119	8	4	14	6	4	6
0189 NEW LENOX PCT 010	12	5	7	5	6	117	135	132	128	132	12	6	14	8	4	4
0190 NEW LENOX PCT 011	22	6	20	6	14	120	129	133	129	142	8	9	15	9	12	3
0195 NEW LENOX PCT 016	12	8	16	5	9	113	124	121	124	125	11	11	14	7	12	3
0197 NEW LENOX PCT 018	0	0	0	0	1	9	8	9	10	9	0	0	1	0	0	0
0205 PLAINFIELD PCT 004	13	8	7	4	7	56	60	60	57	61	6	4	11	4	4	3
0206 PLAINFIELD PCT 005	21	10	11	14	9	81	80	89	85	85	12	6	10	4	4	2
0207 PLAINFIELD PCT 006	21	15	13	10	8	126	139	140	137	137	13	3	4	5	6	0

ABSTRACT OF VOTES

WILL COUNTY, ILLINOIS
GENERAL PRIMARY ELECTION
MARCH 17, 2020
DEMOCRATIC

OFFICIAL RESULTS

REPORT-EL52

PAGE 0019

DELEGATE - NATIONAL NOMINATING CONV

11TH CONGRESSIONAL DISTRICT

Vote for not more than 5

	VOTES	PERCENT		VOTES	PERCENT
01 = Diane Hewitt	2,207	1.44	09 = Marjorie Logman	16,617	10.81
02 = Clint V. Brown	1,122	.73	10 = Lauren Staley Ferry	17,787	11.57
03 = Brigitte Fiday	1,781	1.16	11 = Alex Arroyo	1,575	1.02
04 = David Gloria	1,193	.78	12 = John Atkinson	765	.50
05 = Kily Malden Adams	1,050	.68	13 = Julia Beckman	1,505	.98
06 = Emmanuel S. Llamas	16,159	10.51	14 = Tom Braxton	1,069	.70
07 = Georgina Poole	16,958	11.03	15 = Stephanie Kifowit	909	.59
08 = Ken Harris	17,372	11.30	16 = Ruthmony Hong Brininger	372	.24

(CONTINUED FROM PREVIOUS PAGE)

	01	02	03	04	05	06	07	08	09	10	11	12	13	14	15	16
0208 PLAINFIELD PCT 007	22	14	20	16	10	145	148	160	148	155	18	4	10	6	7	5
0211 PLAINFIELD PCT 010	9	5	8	4	4	35	41	46	44	43	5	4	9	4	6	0
0212 PLAINFIELD PCT 011	7	4	4	4	3	59	61	63	62	58	9	2	8	4	2	0
0213 PLAINFIELD PCT 012	11	11	12	7	4	129	120	136	125	122	14	6	12	5	5	5
0214 PLAINFIELD PCT 013	19	7	14	7	11	109	120	122	117	128	12	7	21	7	12	2
0215 PLAINFIELD PCT 014	13	3	11	2	5	111	120	120	123	141	4	4	10	5	5	3
0216 PLAINFIELD PCT 015	11	3	13	4	7	96	106	103	107	115	11	3	12	12	11	4
0217 PLAINFIELD PCT 016	16	8	11	11	6	118	126	125	125	141	11	5	9	12	6	1
0218 PLAINFIELD PCT 017	17	4	10	7	5	98	101	100	93	102	13	5	7	6	5	3
0219 PLAINFIELD PCT 018	16	5	12	8	4	107	104	111	112	120	18	11	16	18	8	6
0220 PLAINFIELD PCT 019	10	3	16	4	8	98	95	101	101	106	11	3	9	3	7	8
0221 PLAINFIELD PCT 020	15	6	13	9	6	109	109	107	110	120	10	8	11	11	13	4
0222 PLAINFIELD PCT 021	16	5	18	7	6	95	97	98	97	105	11	1	5	2	6	1
0223 PLAINFIELD PCT 022	18	10	18	11	11	114	125	115	119	123	10	3	13	6	7	6
0224 PLAINFIELD PCT 023	12	3	3	4	2	76	90	90	77	87	7	4	10	5	1	1
0225 PLAINFIELD PCT 024	13	4	11	5	6	106	111	108	108	122	9	2	10	4	5	5
0226 PLAINFIELD PCT 025	16	4	9	8	6	97	90	99	90	101	16	5	7	4	2	3
0227 PLAINFIELD PCT 026	7	4	6	6	4	88	94	95	89	95	17	5	10	9	6	3
0228 PLAINFIELD PCT 027	17	12	17	10	10	127	124	128	132	134	11	9	16	11	16	5
0229 PLAINFIELD PCT 028	16	8	14	4	7	89	96	95	96	99	14	7	15	8	8	3
0230 PLAINFIELD PCT 029	12	6	6	4	4	100	105	103	107	112	17	10	16	15	13	0
0231 PLAINFIELD PCT 030	16	4	10	1	8	99	104	104	98	122	8	3	6	5	0	7
0232 PLAINFIELD PCT 031	13	1	13	3	6	71	77	76	70	85	7	6	11	7	5	2
0233 PLAINFIELD PCT 032	8	5	7	11	6	98	103	96	96	109	11	4	20	7	10	1
0234 PLAINFIELD PCT 033	20	8	18	6	4	86	97	90	94	106	11	7	14	11	9	4
0235 PLAINFIELD PCT 034	17	5	16	6	4	93	89	94	87	108	6	5	10	7	2	4
0236 PLAINFIELD PCT 035	20	10	15	7	9	102	104	113	106	122	7	2	14	4	5	2
0240 TROY PCT 001	18	11	15	8	9	138	148	145	140	151	21	13	15	9	6	3
0241 TROY PCT 002	23	8	14	11	11	101	98	111	103	112	13	4	12	7	4	1
0242 TROY PCT 003	9	2	10	1	1	74	81	85	81	87	8	4	11	8	8	1
0243 TROY PCT 004	14	4	17	7	7	89	96	95	94	110	5	2	3	6	3	1
0244 TROY PCT 005	7	7	6	7	4	104	105	109	112	127	7	1	4	1	4	1
0245 TROY PCT 006	13	5	8	6	5	80	88	90	84	91	5	3	8	5	7	3
0246 TROY PCT 007	18	11	12	8	12	174	181	186	178	206	19	11	19	12	7	6
0247 TROY PCT 008	20	3	30	3	6	177	193	187	190	222	12	2	19	6	7	8
0248 TROY PCT 009	15	4	6	5	6	106	105	102	99	114	17	5	13	8	10	4
0249 TROY PCT 010	14	9	16	8	8	98	108	111	100	120	11	7	8	10	6	3
0250 TROY PCT 011	6	3	14	3	3	160	169	167	164	188	13	9	13	11	10	3
0251 TROY PCT 012	9	5	12	9	6	116	123	121	116	144	14	5	17	7	10	1
0252 TROY PCT 013	4	2	5	1	1	16	19	17	15	16	1	3	2	4	2	0
0253 TROY PCT 014	6	5	5	5	5	17	20	20	21	22	1	0	4	1	2	1
0254 TROY PCT 015	14	6	16	7	7	83	92	82	90	93	8	5	9	3	8	0
0255 TROY PCT 016	17	9	19	6	6	159	170	173	165	188	4	3	9	6	3	1
0256 TROY PCT 017	4	2	4	1	1	33	37	33	34	38	5	1	2	2	2	0
0257 TROY PCT 018	16	6	14	4	5	116	116	120	110	127	4	8	9	6	2	2
0258 TROY PCT 019	19	15	16	19	8	129	130	145	136	150	10	8	8	7	7	2
0269 WHEATLAND PCT 004	30	14	22	12	12	143	153	158	153	155	15	10	17	11	28	5

ABSTRACT OF VOTES

WILL COUNTY, ILLINOIS
GENERAL PRIMARY ELECTION
MARCH 17, 2020
DEMOCRATIC

OFFICIAL RESULTS

REPORT-EL52

PAGE 0020

DELEGATE - NATIONAL NOMINATING CONV

11TH CONGRESSIONAL DISTRICT

Vote for not more than 5

	VOTES	PERCENT		VOTES	PERCENT
01 = Diane Hewitt	2,207	1.44	09 = Marjorie Logman	16,617	10.81
02 = Clint V. Brown	1,122	.73	10 = Lauren Staley Ferry	17,787	11.57
03 = Brigitte Fiday	1,781	1.16	11 = Alex Arroyo	1,575	1.02
04 = David Gloria	1,193	.78	12 = John Atkinson	765	.50
05 = Kily Malden Adams	1,050	.68	13 = Julia Beckman	1,505	.98
06 = Emmanuel S. Llamas	16,159	10.51	14 = Tom Braxton	1,069	.70
07 = Georgina Poole	16,958	11.03	15 = Stephanie Kifowit	909	.59
08 = Ken Harris	17,372	11.30	16 = Ruthmony Hong Brininger	372	.24

(CONTINUED FROM PREVIOUS PAGE)

	01	02	03	04	05	06	07	08	09	10	11	12	13	14	15	16
0270 WHEATLAND PCT 005	30	10	29	11	20	159	171	175	168	178	14	9	23	9	9	3
0284 WHEATLAND PCT 019	13	4	9	3	7	172	172	178	175	176	13	5	14	7	8	3
0287 WHEATLAND PCT 022	29	13	22	14	9	174	173	172	170	177	18	10	14	9	11	8
0291 WHEATLAND PCT 026	0	0	0	0	0	0	0	0	0	0	0	0	0	0	0	0
0292 WHEATLAND PCT 027	4	3	3	2	3	59	68	69	74	67	1	1	3	2	3	0

ABSTRACT OF VOTES

WILL COUNTY, ILLINOIS
GENERAL PRIMARY ELECTION
MARCH 17, 2020
DEMOCRATIC

OFFICIAL RESULTS

REPORT-EL52

PAGE 0021

DELEGATE - NATIONAL NOMINATING CONV

11TH CONGRESSIONAL DISTRICT

Vote for not more than 5

	VOTES	PERCENT		VOTES	PERCENT
01 = Donald Ishmael	444	.29	07 = Casildo "Casey" Cuevas	9,712	6.32
02 = Jing Yuan Ma	799	.52	08 = Richard Rodriguez	9,936	6.46
03 = Michael De Asis	447	.29	09 = Jeffrey Crowell	491	.32
04 = Krystal Garcia Centeno	10,837	7.05	10 = Carol Di Cola	549	.36
05 = Maggie Wunderly	10,006	6.51	11 = Louise M. Miller	607	.39
06 = Mary Anne Cummings	10,448	6.80	12 = Nancy L. Staszak	1,009	.66

	01	02	03	04	05	06	07	08	09	10	11	12
0019 DU PAGE PCT 001	6	11	5	103	113	113	103	94	3	4	4	7
0020 DU PAGE PCT 002	2	10	2	42	44	43	36	35	4	5	7	7
0021 DU PAGE PCT 003	6	12	5	67	63	62	57	52	6	10	4	12
0022 DU PAGE PCT 004	2	3	4	74	70	71	53	59	3	4	3	7
0023 DU PAGE PCT 005	4	5	1	72	71	72	70	69	4	3	5	6
0024 DU PAGE PCT 006	4	5	3	73	70	77	70	71	1	5	4	6
0025 DU PAGE PCT 007	3	7	2	56	52	55	48	49	1	4	3	7
0026 DU PAGE PCT 008	2	10	7	120	108	109	104	100	2	1	6	4
0027 DU PAGE PCT 009	5	11	3	78	69	74	75	67	0	4	1	4
0028 DU PAGE PCT 010	5	13	3	134	125	128	122	118	3	5	6	6
0029 DU PAGE PCT 011	5	6	2	84	75	76	74	79	5	7	8	12
0030 DU PAGE PCT 012	3	4	3	79	67	68	61	74	1	1	2	0
0031 DU PAGE PCT 013	12	13	8	104	86	85	81	84	3	6	5	7
0032 DU PAGE PCT 014	4	7	3	97	90	91	89	91	6	4	8	3
0033 DU PAGE PCT 015	7	7	5	95	84	101	99	94	5	4	9	8
0034 DU PAGE PCT 016	9	8	8	137	110	117	100	108	7	5	6	7
0035 DU PAGE PCT 017	4	12	1	131	114	119	110	118	5	3	3	8
0036 DU PAGE PCT 018	2	2	2	95	92	93	91	91	2	4	3	9
0037 DU PAGE PCT 019	3	3	3	123	105	113	104	102	2	2	3	4
0038 DU PAGE PCT 020	1	5	2	81	72	79	72	74	2	0	1	5
0039 DU PAGE PCT 021	4	6	2	103	85	94	87	84	6	5	3	11
0040 DU PAGE PCT 022	4	9	1	130	126	122	123	128	4	13	3	6
0041 DU PAGE PCT 023	5	10	7	153	142	142	138	137	4	4	2	3
0042 DU PAGE PCT 024	2	4	2	77	75	72	71	77	1	2	3	4
0043 DU PAGE PCT 025	3	6	3	87	76	80	84	79	6	2	4	12
0044 DU PAGE PCT 026	2	11	4	84	84	83	84	83	1	4	3	3
0045 DU PAGE PCT 027	4	5	3	113	102	103	93	103	3	4	2	8
0046 DU PAGE PCT 028	2	9	3	106	93	99	95	94	5	3	6	7
0047 DU PAGE PCT 029	3	3	4	121	114	122	109	111	1	1	3	6
0048 DU PAGE PCT 030	3	11	4	88	78	83	86	85	2	5	2	12
0049 DU PAGE PCT 031	5	2	2	58	55	68	55	52	0	1	2	3
0050 DU PAGE PCT 032	2	1	1	72	57	67	64	65	6	2	5	8
0051 DU PAGE PCT 033	5	5	4	70	69	68	62	65	2	2	6	6
0052 DU PAGE PCT 034	1	1	1	18	19	20	18	19	6	6	3	7
0054 DU PAGE PCT 036	0	0	0	1	1	1	1	0	1	0	0	0
0105 JACKSON PCT 001	1	1	0	22	19	24	19	17	3	2	2	5
0107 JOLIET PCT 001	0	0	0	4	4	5	4	4	0	0	0	1
0108 JOLIET PCT 002	0	0	0	0	0	0	0	0	0	0	0	0
0110 JOLIET PCT 004	3	5	5	77	60	70	67	74	3	2	1	7
0111 JOLIET PCT 005	4	2	5	36	35	46	30	40	3	2	5	14
0112 JOLIET PCT 006	1	2	1	74	58	67	59	74	5	1	6	11
0113 JOLIET PCT 007	6	4	3	64	59	63	61	60	2	4	8	10
0114 JOLIET PCT 008	2	3	3	64	58	67	61	55	4	5	8	11
0115 JOLIET PCT 009	2	4	5	71	63	60	58	62	1	1	2	4
0116 JOLIET PCT 010	6	6	1	66	62	67	61	60	6	7	7	9
0117 JOLIET PCT 011	1	1	2	81	78	81	80	81	1	2	0	3
0118 JOLIET PCT 012	2	5	2	103	84	95	96	96	2	1	3	5
0119 JOLIET PCT 013	8	7	9	120	89	87	101	100	6	0	3	11
0120 JOLIET PCT 014	3	4	7	111	97	87	101	109	1	2	3	7

ABSTRACT OF VOTES

WILL COUNTY, ILLINOIS
GENERAL PRIMARY ELECTION
MARCH 17, 2020
DEMOCRATIC

OFFICIAL RESULTS

REPORT-EL52

PAGE 0022

DELEGATE - NATIONAL NOMINATING CONV

11TH CONGRESSIONAL DISTRICT

Vote for not more than 5

	VOTES	PERCENT		VOTES	PERCENT
01 = Donald Ishmael	444	.29	07 = Casildo "Casey" Cuevas	9,712	6.32
02 = Jing Yuan Ma	799	.52	08 = Richard Rodriguez	9,936	6.46
03 = Michael De Asis	447	.29	09 = Jeffrey Crowell	491	.32
04 = Krystal Garcia Centeno	10,837	7.05	10 = Carol Di Cola	549	.36
05 = Maggie Wunderly	10,006	6.51	11 = Louise M. Miller	607	.39
06 = Mary Anne Cummings	10,448	6.80	12 = Nancy L. Staszak	1,009	.66

(CONTINUED FROM PREVIOUS PAGE)

	01	02	03	04	05	06	07	08	09	10	11	12
0121 JOLIET PCT 015	2	3	4	80	58	65	75	72	2	2	0	4
0122 JOLIET PCT 016	4	3	3	61	68	70	58	72	5	3	5	12
0123 JOLIET PCT 017	6	6	6	77	74	77	78	74	5	6	6	10
0124 JOLIET PCT 018	4	9	6	88	87	92	82	83	5	5	10	10
0125 JOLIET PCT 019	2	6	4	85	81	84	78	77	9	14	10	12
0126 JOLIET PCT 020	1	4	1	54	54	65	51	51	5	4	3	4
0127 JOLIET PCT 021	4	11	6	98	93	96	93	96	3	4	6	8
0128 JOLIET PCT 022	4	5	3	85	73	75	69	70	4	2	3	13
0129 JOLIET PCT 023	3	2	2	63	59	60	56	55	5	1	4	8
0130 JOLIET PCT 024	1	7	4	50	42	49	48	52	3	1	2	7
0131 JOLIET PCT 025	8	10	5	58	52	60	46	54	3	8	7	7
0132 JOLIET PCT 026	3	8	4	82	76	74	74	78	3	2	4	9
0133 JOLIET PCT 027	0	2	2	42	39	40	37	35	1	4	2	6
0134 JOLIET PCT 028	4	0	0	46	36	42	39	39	4	3	6	7
0135 JOLIET PCT 029	1	7	1	67	65	68	71	78	1	2	2	6
0136 JOLIET PCT 030	1	2	2	76	75	87	69	70	5	4	5	6
0137 JOLIET PCT 031	1	5	1	93	83	81	86	86	3	2	3	10
0138 JOLIET PCT 032	5	7	4	61	60	63	54	56	4	3	10	15
0139 JOLIET PCT 033	2	4	0	65	58	55	60	63	3	2	4	6
0140 JOLIET PCT 034	3	4	0	49	45	47	44	50	6	1	7	7
0141 JOLIET PCT 035	3	10	6	87	72	75	78	84	8	6	14	17
0142 JOLIET PCT 036	3	4	4	49	44	47	36	41	1	8	8	9
0143 JOLIET PCT 037	1	1	1	56	57	56	52	63	1	3	4	8
0144 LOCKPORT PCT 001	2	3	4	26	33	38	23	28	14	15	12	20
0149 LOCKPORT PCT 006	2	7	2	130	116	118	111	105	5	4	3	5
0150 LOCKPORT PCT 007	11	13	5	124	92	91	96	91	1	2	2	8
0151 LOCKPORT PCT 008	4	8	4	120	99	111	109	101	0	0	2	3
0152 LOCKPORT PCT 009	2	5	2	84	82	86	76	79	3	4	6	9
0156 LOCKPORT PCT 013	1	5	3	36	36	43	31	31	11	11	11	20
0157 LOCKPORT PCT 014	2	3	2	81	72	75	75	68	3	5	8	11
0163 LOCKPORT PCT 020	3	4	2	69	68	66	65	66	3	5	6	15
0180 NEW LENOX PCT 001	2	2	1	58	54	56	54	55	5	4	1	6
0181 NEW LENOX PCT 002	1	1	0	19	23	21	18	20	3	4	3	5
0182 NEW LENOX PCT 003	1	1	1	54	53	51	49	48	2	3	1	4
0183 NEW LENOX PCT 004	2	3	3	50	52	49	47	48	3	4	5	11
0184 NEW LENOX PCT 005	2	2	4	65	62	68	60	60	3	2	4	6
0185 NEW LENOX PCT 006	3	8	4	42	37	41	40	40	1	1	1	4
0188 NEW LENOX PCT 009	4	8	7	51	57	60	49	48	3	6	2	7
0189 NEW LENOX PCT 010	4	5	3	62	66	70	63	61	6	9	7	8
0190 NEW LENOX PCT 011	0	4	4	64	65	75	62	63	4	11	12	13
0195 NEW LENOX PCT 016	1	8	3	65	64	68	62	59	7	7	3	10
0197 NEW LENOX PCT 018	0	1	0	2	3	2	2	1	0	0	0	0
0205 PLAINFIELD PCT 004	2	5	4	52	52	50	43	45	2	3	3	6
0206 PLAINFIELD PCT 005	6	8	1	104	89	91	83	88	3	2	3	4
0207 PLAINFIELD PCT 006	5	5	4	107	90	97	98	88	5	5	3	7
0208 PLAINFIELD PCT 007	3	10	5	142	133	141	133	136	4	0	5	3
0211 PLAINFIELD PCT 010	1	1	1	29	32	32	30	31	2	2	3	3
0212 PLAINFIELD PCT 011	0	2	1	45	38	43	43	43	0	2	2	3
0213 PLAINFIELD PCT 012	5	7	3	125	118	121	114	117	5	2	2	6

ABSTRACT OF VOTES

WILL COUNTY, ILLINOIS
GENERAL PRIMARY ELECTION
MARCH 17, 2020
DEMOCRATIC

OFFICIAL RESULTS

REPORT-EL52

PAGE 0023

DELEGATE - NATIONAL NOMINATING CONV

11TH CONGRESSIONAL DISTRICT

Vote for not more than 5

	VOTES	PERCENT		VOTES	PERCENT
01 = Donald Ishmael	444	.29	07 = Casildo "Casey" Cuevas	9,712	6.32
02 = Jing Yuan Ma	799	.52	08 = Richard Rodriguez	9,936	6.46
03 = Michael De Asis	447	.29	09 = Jeffrey Crowell	491	.32
04 = Krystal Garcia Centeno	10,837	7.05	10 = Carol Di Cola	549	.36
05 = Maggie Wunderly	10,006	6.51	11 = Louise M. Miller	607	.39
06 = Mary Anne Cummings	10,448	6.80	12 = Nancy L. Staszak	1,009	.66

(CONTINUED FROM PREVIOUS PAGE)

	01	02	03	04	05	06	07	08	09	10	11	12
0214 PLAINFIELD PCT 013	5	11	4	69	78	84	73	71	0	2	5	7
0215 PLAINFIELD PCT 014	3	5	4	45	47	43	41	45	6	8	4	5
0216 PLAINFIELD PCT 015	5	10	3	54	55	55	48	53	4	7	4	8
0217 PLAINFIELD PCT 016	1	5	1	63	54	56	52	56	3	4	6	10
0218 PLAINFIELD PCT 017	5	6	6	78	69	70	63	67	4	2	3	3
0219 PLAINFIELD PCT 018	1	8	7	88	88	94	86	86	4	4	2	6
0220 PLAINFIELD PCT 019	3	9	4	100	100	101	92	94	2	2	2	5
0221 PLAINFIELD PCT 020	5	4	4	91	84	86	77	83	3	6	4	11
0222 PLAINFIELD PCT 021	1	2	0	63	61	63	52	58	3	4	4	5
0223 PLAINFIELD PCT 022	3	7	4	76	76	79	67	69	4	6	6	8
0224 PLAINFIELD PCT 023	2	1	1	53	48	53	50	47	4	4	2	2
0225 PLAINFIELD PCT 024	3	6	4	52	48	55	46	48	4	1	4	9
0226 PLAINFIELD PCT 025	4	6	3	90	75	74	77	69	1	3	2	5
0227 PLAINFIELD PCT 026	2	5	6	85	74	82	79	80	4	3	4	6
0228 PLAINFIELD PCT 027	7	7	8	105	100	105	97	99	3	4	5	7
0229 PLAINFIELD PCT 028	1	8	2	96	89	94	76	79	3	4	7	7
0230 PLAINFIELD PCT 029	0	3	1	76	72	71	71	68	2	1	0	5
0231 PLAINFIELD PCT 030	4	12	3	88	80	81	82	84	3	3	0	1
0232 PLAINFIELD PCT 031	1	7	2	97	83	93	85	84	2	3	2	6
0233 PLAINFIELD PCT 032	2	4	3	66	74	75	62	67	4	2	2	5
0234 PLAINFIELD PCT 033	5	4	6	76	73	76	67	75	7	5	6	12
0235 PLAINFIELD PCT 034	5	11	2	62	59	59	53	54	3	3	4	8
0236 PLAINFIELD PCT 035	4	8	3	111	101	102	107	109	6	6	8	7
0240 TROY PCT 001	2	11	3	119	111	117	111	113	4	1	4	7
0241 TROY PCT 002	1	4	0	103	89	100	84	83	2	6	1	7
0242 TROY PCT 003	3	5	2	35	35	35	32	29	2	3	4	2
0243 TROY PCT 004	2	2	1	74	62	65	59	64	3	2	4	5
0244 TROY PCT 005	5	6	4	47	41	45	39	40	3	2	6	5
0245 TROY PCT 006	2	8	3	68	76	72	65	66	1	3	1	4
0246 TROY PCT 007	4	8	5	88	80	86	75	87	5	5	6	6
0247 TROY PCT 008	6	12	6	91	83	90	73	84	5	7	4	9
0248 TROY PCT 009	5	8	3	57	44	47	48	52	2	2	0	8
0249 TROY PCT 010	2	3	3	51	47	46	42	48	4	5	8	7
0250 TROY PCT 011	3	6	3	75	72	80	71	70	7	6	6	7
0251 TROY PCT 012	0	3	2	62	57	53	53	51	5	5	12	11
0252 TROY PCT 013	0	0	0	7	7	8	6	8	1	2	1	1
0253 TROY PCT 014	2	1	1	19	16	15	15	13	1	1	0	0
0254 TROY PCT 015	4	0	1	42	48	47	43	48	5	5	4	6
0255 TROY PCT 016	2	1	1	74	77	69	70	76	2	7	8	6
0256 TROY PCT 017	0	1	0	9	9	9	5	8	0	1	1	2
0257 TROY PCT 018	0	2	3	79	79	78	70	68	4	4	3	8
0258 TROY PCT 019	3	5	1	91	83	96	89	106	4	5	8	7
0269 WHEATLAND PCT 004	7	8	6	120	120	129	111	111	6	10	6	11
0270 WHEATLAND PCT 005	2	9	5	93	89	91	77	79	3	3	3	7
0284 WHEATLAND PCT 019	4	5	3	93	79	80	71	79	4	4	5	6
0287 WHEATLAND PCT 022	5	11	10	145	144	145	133	136	1	5	4	6
0291 WHEATLAND PCT 026	0	0	0	0	0	0	0	0	0	0	0	0
0292 WHEATLAND PCT 027	0	1	2	14	11	13	10	10	1	1	1	2

ABSTRACT OF VOTES

WILL COUNTY, ILLINOIS
GENERAL PRIMARY ELECTION
MARCH 17, 2020
DEMOCRATIC

OFFICIAL RESULTS

REPORT-EL52

PAGE 0024

DELEGATE - NATIONAL NOMINATING CONV

14TH CONGRESSIONAL DISTRICT

Vote for not more than 5

	VOTES	PERCENT		VOTES	PERCENT
01 = David Lowitzki	408	.77	09 = Luis Eric Aguilar	3,033	5.71
02 = Gwyn Ciesla	621	1.17	10 = Nathaniel A. Birr	2,624	4.94
03 = Mark Pietrowski Jr.	407	.77	11 = Harry Benton	500	.94
04 = Angela Price	859	1.62	12 = Anthony Magliari	391	.74
05 = Stephen Bruesewitz	312	.59	13 = Lauren Wagner	777	1.46
06 = Alison Squires	3,280	6.17	14 = Sandra Enriquez	422	.79
07 = Katharine Cuneo	3,264	6.14	15 = Randall Lawrence	235	.44
08 = Andrew G. McKay	2,908	5.47	16 = Mark Guethle	6,203	11.68

	01	02	03	04	05	06	07	08	09	10	11	12	13	14	15	16
0202 PLAINFIELD PCT 001	7	12	9	23	10	92	90	80	84	79	21	12	19	11	4	123
0203 PLAINFIELD PCT 002	8	11	8	21	6	89	98	85	96	81	12	8	17	13	9	105
0204 PLAINFIELD PCT 003	8	7	4	11	5	47	45	41	46	36	6	5	8	7	2	103
0209 PLAINFIELD PCT 008	8	13	10	24	5	70	68	66	68	53	19	10	18	6	4	122
0210 PLAINFIELD PCT 009	8	13	10	13	4	79	81	68	73	64	9	6	18	10	5	129
0211 PLAINFIELD PCT 010	2	3	5	3	1	17	22	16	17	16	6	5	6	3	2	49
0214 PLAINFIELD PCT 013	0	1	1	2	0	22	20	17	24	22	4	5	5	2	0	37
0252 TROY PCT 013	8	12	9	14	5	52	59	48	43	37	12	11	17	10	6	269
0253 TROY PCT 014	8	12	10	12	9	53	54	48	50	42	12	10	16	9	4	110
0254 TROY PCT 015	2	6	2	9	1	23	24	21	18	18	1	1	3	3	2	42
0256 TROY PCT 017	4	10	3	11	5	57	59	51	56	48	5	3	10	5	3	101
0259 TROY PCT 020	8	16	12	13	8	72	68	65	64	56	11	11	14	8	4	139
0260 TROY PCT 021	5	11	3	10	4	53	60	57	54	49	10	6	21	6	6	116
0261 TROY PCT 022	2	6	1	7	0	20	23	16	20	15	6	3	9	4	7	58
0266 WHEATLAND PCT 001	10	21	14	27	9	101	111	88	106	86	18	10	16	11	4	200
0267 WHEATLAND PCT 002	12	21	15	24	11	67	65	62	60	59	19	20	33	12	6	316
0268 WHEATLAND PCT 003	12	15	11	23	8	66	69	62	61	53	11	9	12	11	5	151
0271 WHEATLAND PCT 006	12	17	12	16	11	98	91	82	75	71	11	10	22	8	7	150
0272 WHEATLAND PCT 007	13	14	12	22	9	62	58	51	55	46	3	4	10	9	7	142
0273 WHEATLAND PCT 008	13	13	17	20	8	75	72	69	66	61	13	10	28	11	9	181
0274 WHEATLAND PCT 009	13	29	14	34	10	110	111	98	99	92	19	15	28	11	7	188
0275 WHEATLAND PCT 010	10	13	14	22	6	79	77	67	68	63	7	7	21	6	4	134
0276 WHEATLAND PCT 011	10	14	6	26	9	86	86	77	74	66	19	15	25	11	2	228
0277 WHEATLAND PCT 012	9	10	8	22	9	57	63	56	60	52	14	13	18	10	7	165
0278 WHEATLAND PCT 013	7	10	9	14	8	64	64	57	59	52	10	6	15	8	5	120
0279 WHEATLAND PCT 014	20	20	13	29	13	62	58	52	55	49	11	12	23	12	8	175
0280 WHEATLAND PCT 015	12	13	8	14	9	95	91	85	80	77	6	6	14	6	7	112
0281 WHEATLAND PCT 016	5	10	10	17	6	82	80	68	76	63	14	9	17	12	2	143
0282 WHEATLAND PCT 017	11	18	9	28	7	99	95	87	89	80	13	11	23	14	7	168
0283 WHEATLAND PCT 018	9	12	8	16	8	67	70	60	64	54	8	6	18	6	1	163
0285 WHEATLAND PCT 020	4	8	3	8	3	44	46	38	45	37	7	8	15	7	2	119
0286 WHEATLAND PCT 021	11	20	10	26	12	57	61	58	50	45	8	9	12	8	8	160
0287 WHEATLAND PCT 022	0	0	0	0	0	0	0	0	0	0	0	0	0	0	0	0
0288 WHEATLAND PCT 023	11	16	8	29	3	90	94	89	89	74	19	18	25	12	5	138
0289 WHEATLAND PCT 024	8	11	8	18	4	57	55	44	46	41	7	3	12	6	9	114
0290 WHEATLAND PCT 025	8	7	8	16	6	79	83	65	76	67	11	8	21	10	4	117
0291 WHEATLAND PCT 026	4	15	6	21	6	88	93	78	82	71	10	10	22	9	4	159
0292 WHEATLAND PCT 027	9	17	8	32	6	100	104	91	112	86	11	6	15	22	5	139
0293 WHEATLAND PCT 028	8	9	6	15	3	75	68	61	65	54	7	9	25	10	3	135
0294 WHEATLAND PCT 029	12	21	12	23	8	95	92	83	88	78	26	15	21	13	8	131
0295 WHEATLAND PCT 030	9	15	8	18	5	78	78	76	73	62	16	8	15	11	5	128
0296 WHEATLAND PCT 031	10	17	9	27	11	101	86	75	85	68	11	9	14	10	3	116
0297 WHEATLAND PCT 032	14	20	11	25	9	104	97	103	96	85	15	12	25	15	13	168
0298 WHEATLAND PCT 033	23	27	23	37	16	115	105	96	111	84	9	5	22	17	9	162
0299 WHEATLAND PCT 034	21	35	20	37	16	181	170	151	155	132	13	12	29	17	11	178

ABSTRACT OF VOTES

WILL COUNTY, ILLINOIS
GENERAL PRIMARY ELECTION
MARCH 17, 2020
DEMOCRATIC

OFFICIAL RESULTS

REPORT-EL52

PAGE 0025

DELEGATE - NATIONAL NOMINATING CONV

14TH CONGRESSIONAL DISTRICT

Vote for not more than 5

01 = Miriam Smith
02 = Marc Poulos
03 = Tracee Steele
04 = Jimmy Chau
05 = Michael Leone

VOTES PERCENT

VOTES PERCENT

6,785 12.77
6,240 11.74
6,606 12.43
6,008 11.31
242 .46

06 = Nicholas (Nick) Daggers
07 = Maury Goodman
08 = Nancy Glissman
09 = Mary Mahady

181 .34
178 .34
369 .69
277 .52

	01	02	03	04	05	06	07	08	09
0202 PLAINFIELD PCT 001	123	112	127	111	5	1	1	3	3
0203 PLAINFIELD PCT 002	116	99	108	102	3	2	3	11	6
0204 PLAINFIELD PCT 003	108	103	102	90	2	5	2	4	2
0209 PLAINFIELD PCT 008	130	125	126	112	5	3	4	6	3
0210 PLAINFIELD PCT 009	145	128	135	119	6	6	6	8	7
0211 PLAINFIELD PCT 010	47	45	47	43	2	1	1	2	2
0214 PLAINFIELD PCT 013	45	39	43	38	2	1	0	2	0
0252 TROY PCT 013	273	264	272	252	6	5	8	9	8
0253 TROY PCT 014	117	113	115	104	6	7	7	8	6
0254 TROY PCT 015	49	41	46	42	2	0	1	3	2
0256 TROY PCT 017	104	99	102	98	2	7	4	9	5
0259 TROY PCT 020	155	138	152	141	5	2	5	12	8
0260 TROY PCT 021	109	103	109	96	5	8	7	10	8
0261 TROY PCT 022	64	57	59	55	1	5	6	3	4
0266 WHEATLAND PCT 001	220	197	214	197	7	5	5	12	11
0267 WHEATLAND PCT 002	334	321	326	313	5	12	10	26	14
0268 WHEATLAND PCT 003	162	143	156	140	3	2	2	7	9
0271 WHEATLAND PCT 006	156	147	151	146	7	3	3	10	5
0272 WHEATLAND PCT 007	162	146	153	145	4	3	3	8	5
0273 WHEATLAND PCT 008	190	185	193	181	7	4	5	10	8
0274 WHEATLAND PCT 009	211	200	206	182	10	7	8	18	13
0275 WHEATLAND PCT 010	152	140	153	135	5	9	10	11	11
0276 WHEATLAND PCT 011	258	222	241	208	9	4	5	11	11
0277 WHEATLAND PCT 012	171	163	172	165	6	3	8	10	5
0278 WHEATLAND PCT 013	128	122	128	111	6	4	1	6	1
0279 WHEATLAND PCT 014	189	185	187	178	8	9	9	17	13
0280 WHEATLAND PCT 015	134	125	127	126	5	1	2	6	3
0281 WHEATLAND PCT 016	161	147	154	136	5	1	2	10	8
0282 WHEATLAND PCT 017	201	162	180	161	9	4	1	10	8
0283 WHEATLAND PCT 018	177	167	167	161	5	5	5	9	8
0285 WHEATLAND PCT 020	128	118	125	110	5	1	0	4	2
0286 WHEATLAND PCT 021	169	163	163	144	2	2	1	7	6
0287 WHEATLAND PCT 022	0	0	0	0	0	0	0	0	0
0288 WHEATLAND PCT 023	154	141	157	138	10	2	6	5	3
0289 WHEATLAND PCT 024	122	124	120	121	10	1	4	13	6
0290 WHEATLAND PCT 025	126	122	122	113	3	3	2	11	8
0291 WHEATLAND PCT 026	178	165	178	154	7	0	1	10	10
0292 WHEATLAND PCT 027	165	148	163	155	10	3	3	3	10
0293 WHEATLAND PCT 028	146	134	148	131	3	5	3	8	4
0294 WHEATLAND PCT 029	149	131	140	126	5	7	3	10	10
0295 WHEATLAND PCT 030	142	131	140	129	2	7	7	8	8
0296 WHEATLAND PCT 031	143	125	139	122	2	4	3	3	2
0297 WHEATLAND PCT 032	184	160	174	148	10	5	4	2	2
0298 WHEATLAND PCT 033	183	158	177	153	12	3	3	4	2
0299 WHEATLAND PCT 034	205	182	209	176	8	9	4	10	7

ABSTRACT OF VOTES

WILL COUNTY, ILLINOIS
GENERAL PRIMARY ELECTION
MARCH 17, 2020
DEMOCRATIC

OFFICIAL RESULTS

REPORT-EL52

PAGE 0026

DELEGATE - NATIONAL NOMINATING CONV

16TH CONGRESSIONAL DISTRICT

Vote for not more than 4

01 = Steve Stadelman
02 = Wendy LaFauce
03 = Ashwin Puri
04 = Amy Sipovic Boyles
05 = Elsa Von Huben
06 = Edward Caputo
07 = Quinton Rosser
08 = Jason Rockford

VOTES PERCENT

VOTES PERCENT

1,115 14.59 09 = Timothy Bradley
1,122 14.69 10 = John Reis
1,023 13.39 11 = Michael Soto
1,083 14.18 12 = Joan Garnier
42 .55 13 = Justine Trout
38 .50 14 = Art Bardsley
13 .17 15 = JJ Wett
24 .31 16 = Elizabeth Lindquist

100 1.31
60 .79
61 .80
679 8.89
633 8.29
577 7.55
575 7.53
108 1.41

	01	02	03	04	05	06	07	08	09	10	11	12	13	14	15	16
0001 CHANNAHON PCT 001	98	97	91	92	2	2	3	3	7	3	5	51	42	38	39	8
0002 CHANNAHON PCT 002	156	152	144	150	1	5	0	1	11	9	8	73	71	61	57	9
0003 CHANNAHON PCT 003	111	112	106	109	2	1	2	1	9	4	1	58	52	51	50	7
0004 CHANNAHON PCT 004	100	98	93	99	5	5	1	2	5	4	6	52	54	48	48	10
0005 CHANNAHON PCT 005	72	74	64	73	2	2	0	1	4	4	5	73	65	61	59	13
0018 CUSTER PCT 001	45	44	40	42	1	5	0	1	7	5	6	26	25	24	27	1
0056 FLORENCE PCT 001	38	40	37	34	1	0	0	1	2	1	0	31	27	28	31	5
0237 REED PCT 001	72	68	60	70	3	2	1	2	9	4	4	55	49	43	44	10
0238 REED PCT 002	72	79	68	76	2	5	0	1	7	2	2	49	44	43	42	7
0239 REED PCT 003	60	69	54	59	6	1	0	2	6	3	3	40	38	36	37	7
0265 WESLEY PCT 001	68	65	64	65	1	1	0	2	6	4	3	38	41	38	36	5
0301 WILMINGTON PCT 001	90	91	80	85	7	5	5	4	10	7	7	60	49	44	43	13
0302 WILMINGTON PCT 002	62	61	57	63	1	0	0	3	5	4	4	36	38	33	32	6
0303 WILMINGTON PCT 003	71	72	65	66	8	4	1	0	12	6	7	37	38	29	30	7

ABSTRACT OF VOTES

WILL COUNTY, ILLINOIS
GENERAL PRIMARY ELECTION
MARCH 17, 2020
DEMOCRATIC

OFFICIAL RESULTS

REPORT-EL52

PAGE 0027

DELEGATE - NATIONAL NOMINATING CONV

16TH CONGRESSIONAL DISTRICT

Vote for not more than 4

01 = John Gedney

02 = Elaine Pannell

03 = Courtney "Court" Schuett

04 = James K. Riley

VOTES PERCENT

VOTES PERCENT

39 .51

58 .76

39 .51

62 .81

05 = Angie Bodine

06 = Carolyn Moore

07 = Charles Gentert

82 1.07

62 .81

45 .59

	01	02	03	04	05	06	07
0001 CHANNAHON PCT 001	3	7	3	2	7	4	3
0002 CHANNAHON PCT 002	4	2	1	6	3	7	4
0003 CHANNAHON PCT 003	4	3	3	5	4	5	3
0004 CHANNAHON PCT 004	6	7	6	5	7	3	4
0005 CHANNAHON PCT 005	6	6	5	7	9	6	6
0018 CUSTER PCT 001	2	1	1	4	4	3	3
0056 FLORENCE PCT 001	1	2	2	0	5	1	0
0237 REED PCT 001	2	3	1	7	8	5	4
0238 REED PCT 002	4	6	7	7	7	3	6
0239 REED PCT 003	0	1	3	1	6	4	1
0265 WESLEY PCT 001	0	3	1	5	5	4	3
0301 WILMINGTON PCT 001	4	7	5	4	8	5	2
0302 WILMINGTON PCT 002	1	4	0	4	4	7	4
0303 WILMINGTON PCT 003	2	6	1	5	5	5	2

0001 CHANNAHON PCT 001

0002 CHANNAHON PCT 002

0003 CHANNAHON PCT 003

0004 CHANNAHON PCT 004

0005 CHANNAHON PCT 005

0018 CUSTER PCT 001

0056 FLORENCE PCT 001

0237 REED PCT 001

0238 REED PCT 002

0239 REED PCT 003

0265 WESLEY PCT 001

0301 WILMINGTON PCT 001

0302 WILMINGTON PCT 002

0303 WILMINGTON PCT 003

DEMOCRATIC PARTY



LEGISLATIVE SUMMARY

(District 19, 40, 43 & 49)

LAUREN STALEY FERRY

WILL COUNTY CLERK

www.thewillcountyclerk.com

VOTES PERCENT

STATE SENATOR 19TH LEGISLATIVE DISTRICT

Vote for not more than 1
01 = Michael E. Hastings

8,922 100.00

01

0057 FRANKFORT PCT 001	240
0058 FRANKFORT PCT 002	200
0059 FRANKFORT PCT 003	249
0060 FRANKFORT PCT 004	178
0061 FRANKFORT PCT 005	290
0062 FRANKFORT PCT 006	179
0063 FRANKFORT PCT 007	181
0064 FRANKFORT PCT 008	184
0065 FRANKFORT PCT 009	186
0066 FRANKFORT PCT 010	269
0068 FRANKFORT PCT 012	192
0069 FRANKFORT PCT 013	185
0070 FRANKFORT PCT 014	214
0071 FRANKFORT PCT 015	158
0072 FRANKFORT PCT 016	231
0073 FRANKFORT PCT 017	137
0074 FRANKFORT PCT 018	186
0075 FRANKFORT PCT 019	223
0076 FRANKFORT PCT 020	180
0077 FRANKFORT PCT 021	193
0078 FRANKFORT PCT 022	214
0079 FRANKFORT PCT 023	101
0080 FRANKFORT PCT 024	263
0099 HOMER PCT 013	203
0100 HOMER PCT 014	291
0101 HOMER PCT 015	298
0102 HOMER PCT 016	183
0104 HOMER PCT 018	233
0180 NEW LENOX PCT 001	172
0181 NEW LENOX PCT 002	148
0182 NEW LENOX PCT 003	150
0183 NEW LENOX PCT 004	131
0184 NEW LENOX PCT 005	162
0185 NEW LENOX PCT 006	129
0186 NEW LENOX PCT 007	191
0187 NEW LENOX PCT 008	174
0188 NEW LENOX PCT 009	186
0189 NEW LENOX PCT 010	202
0190 NEW LENOX PCT 011	215
0191 NEW LENOX PCT 012	168
0192 NEW LENOX PCT 013	189
0193 NEW LENOX PCT 014	288
0194 NEW LENOX PCT 015	171
0195 NEW LENOX PCT 016	212
0196 NEW LENOX PCT 017	179
0198 NEW LENOX PCT 019	14

=====

Total Democratic Ballots Cast
for 19th Legislative District

10,587

ABSTRACT OF VOTES

WILL COUNTY, ILLINOIS
GENERAL PRIMARY ELECTION
MARCH 17, 2020
DEMOCRATIC

OFFICIAL RESULTS

REPORT-EL52

PAGE 0029

STATE SENATOR 40TH LEGISLATIVE DISTRICT

VOTES PERCENT

VOTES PERCENT

Vote for not more than 1

01 = Patrick J. Joyce

02 = Marta Perales

2,736 48.98

461 8.25

03 = Lori Wilcox

04 = Monica M. Gordon

1,460 26.14

929 16.63

	01	02	03	04
0006 CRETE PCT 001	63	9	48	65
0056 FLORENCE PCT 001	34	9	18	4
0067 FRANKFORT PCT 011	126	25	68	32
0073 FRANKFORT PCT 017	33	7	20	3
0079 FRANKFORT PCT 023	49	7	27	14
0081 FRANKFORT PCT 025	128	10	62	14
0082 FRANKFORT PCT 026	109	27	77	28
0083 FRANKFORT PCT 027	68	19	46	16
0084 FRANKFORT PCT 028	133	24	83	37
0085 GREEN GARDEN PCT 001	77	10	43	23
0086 GREEN GARDEN PCT 002	89	13	44	22
0168 MANHATTAN PCT 001	130	22	23	23
0169 MANHATTAN PCT 002	169	24	42	17
0170 MANHATTAN PCT 003	175	28	44	28
0171 MANHATTAN PCT 004	138	15	36	16
0172 MONEE PCT 001	85	12	69	60
0173 MONEE PCT 002	90	27	129	92
0176 MONEE PCT 005	91	23	114	99
0177 MONEE PCT 006	63	12	83	104
0178 MONEE PCT 007	143	19	100	105
0195 NEW LENOX PCT 016	3	1	0	0
0196 NEW LENOX PCT 017	4	2	2	2
0197 NEW LENOX PCT 018	99	19	49	32
0198 NEW LENOX PCT 019	150	26	46	24
0199 NEW LENOX PCT 020	163	22	54	21
0200 PEOTONE PCT 001	143	16	50	20
0201 PEOTONE PCT 002	102	19	52	13
0262 WASHINGTON PCT 001	14	7	12	4
0300 WILL PCT 001	18	3	5	4
0304 WILTON PCT 001	47	4	14	7

Total Democratic Ballots Cast
for 40th Legislative District

6,123

0006 CRETE PCT 001 63 9 48 65
0056 FLORENCE PCT 001 34 9 18 4
0067 FRANKFORT PCT 011 126 25 68 32
0073 FRANKFORT PCT 017 33 7 20 3
0079 FRANKFORT PCT 023 49 7 27 14
0081 FRANKFORT PCT 025 128 10 62 14
0082 FRANKFORT PCT 026 109 27 77 28
0083 FRANKFORT PCT 027 68 19 46 16
0084 FRANKFORT PCT 028 133 24 83 37
0085 GREEN GARDEN PCT 001 77 10 43 23
0086 GREEN GARDEN PCT 002 89 13 44 22
0168 MANHATTAN PCT 001 130 22 23 23
0169 MANHATTAN PCT 002 169 24 42 17
0170 MANHATTAN PCT 003 175 28 44 28
0171 MANHATTAN PCT 004 138 15 36 16
0172 MONEE PCT 001 85 12 69 60
0173 MONEE PCT 002 90 27 129 92
0176 MONEE PCT 005 91 23 114 99
0177 MONEE PCT 006 63 12 83 104
0178 MONEE PCT 007 143 19 100 105
0195 NEW LENOX PCT 016 3 1 0 0
0196 NEW LENOX PCT 017 4 2 2 2
0197 NEW LENOX PCT 018 99 19 49 32
0198 NEW LENOX PCT 019 150 26 46 24
0199 NEW LENOX PCT 020 163 22 54 21
0200 PEOTONE PCT 001 143 16 50 20
0201 PEOTONE PCT 002 102 19 52 13
0262 WASHINGTON PCT 001 14 7 12 4
0300 WILL PCT 001 18 3 5 4
0304 WILTON PCT 001 47 4 14 7

STATE SENATOR 43RD LEGISLATIVE DISTRICT

Vote for not more than 1

01 = John Connor

VOTES PERCENT

18,908 100.00

01

0003 CHANNAHON PCT 003	179
0004 CHANNAHON PCT 004	166
0005 CHANNAHON PCT 005	163
0022 DU PAGE PCT 004	79
0023 DU PAGE PCT 005	227
0024 DU PAGE PCT 006	239
0026 DU PAGE PCT 008	312
0028 DU PAGE PCT 010	357
0029 DU PAGE PCT 011	294
0030 DU PAGE PCT 012	256
0031 DU PAGE PCT 013	320
0035 DU PAGE PCT 017	336
0036 DU PAGE PCT 018	275
0037 DU PAGE PCT 019	264
0038 DU PAGE PCT 020	209
0039 DU PAGE PCT 021	275
0040 DU PAGE PCT 022	294
0043 DU PAGE PCT 025	241
0044 DU PAGE PCT 026	231
0045 DU PAGE PCT 027	324
0046 DU PAGE PCT 028	280
0048 DU PAGE PCT 030	299
0050 DU PAGE PCT 032	288
0051 DU PAGE PCT 033	219
0054 DU PAGE PCT 036	122
0055 DU PAGE PCT 037	199
0105 JACKSON PCT 001	176
0106 JACKSON PCT 002	198
0109 JOLIET PCT 003	158
0110 JOLIET PCT 004	179
0111 JOLIET PCT 005	193
0112 JOLIET PCT 006	203
0113 JOLIET PCT 007	252
0116 JOLIET PCT 010	204
0117 JOLIET PCT 011	181
0118 JOLIET PCT 012	223
0119 JOLIET PCT 013	223
0120 JOLIET PCT 014	186
0121 JOLIET PCT 015	178
0122 JOLIET PCT 016	286
0123 JOLIET PCT 017	249
0124 JOLIET PCT 018	295
0125 JOLIET PCT 019	220
0126 JOLIET PCT 020	222
0127 JOLIET PCT 021	243
0128 JOLIET PCT 022	230
0129 JOLIET PCT 023	207
0130 JOLIET PCT 024	166
0131 JOLIET PCT 025	208
0132 JOLIET PCT 026	229
0133 JOLIET PCT 027	97
0134 JOLIET PCT 028	175
0135 JOLIET PCT 029	191
0136 JOLIET PCT 030	183
0137 JOLIET PCT 031	178

Total Democratic Ballots Cast
for 43rd Legislative District**22,448**

ABSTRACT OF VOTES

WILL COUNTY, ILLINOIS
GENERAL PRIMARY ELECTION
MARCH 17, 2020
DEMOCRATIC

OFFICIAL RESULTS

REPORT-EL52

PAGE 0031

STATE SENATOR 43RD LEGISLATIVE DISTRICT

Vote for not more than 1

01 = John Connor

VOTES PERCENT

18,908 100.00

(CONTINUED FROM PREVIOUS PAGE)

01

0138 JOLIET PCT 032	239
0139 JOLIET PCT 033	160
0140 JOLIET PCT 034	233
0141 JOLIET PCT 035	323
0142 JOLIET PCT 036	230
0143 JOLIET PCT 037	215
0145 LOCKPORT PCT 002	279
0146 LOCKPORT PCT 003	248
0147 LOCKPORT PCT 004	200
0148 LOCKPORT PCT 005	179
0153 LOCKPORT PCT 010	246
0154 LOCKPORT PCT 011	218
0155 LOCKPORT PCT 012	198
0158 LOCKPORT PCT 015	245
0159 LOCKPORT PCT 016	259
0160 LOCKPORT PCT 017	253
0161 LOCKPORT PCT 018	235
0162 LOCKPORT PCT 019	275
0164 LOCKPORT PCT 021	212
0165 LOCKPORT PCT 022	176
0166 LOCKPORT PCT 023	141
0167 LOCKPORT PCT 024	184
0242 TROY PCT 003	137
0248 TROY PCT 009	168
0250 TROY PCT 011	272
0251 TROY PCT 012	230
0255 TROY PCT 016	278
0257 TROY PCT 018	221
0258 TROY PCT 019	273

=====

ABSTRACT OF VOTES

WILL COUNTY, ILLINOIS
GENERAL PRIMARY ELECTION
MARCH 17, 2020
DEMOCRATIC

OFFICIAL RESULTS

REPORT-EL52

PAGE 0032

STATE SENATOR 49TH LEGISLATIVE DISTRICT

VOTES PERCENT

VOTES PERCENT

Vote for not more than 1

01 = Meg Loughran Cappel

02 = Larry E. Hug

13,352 58.78

4,787 21.07

03 = Michael Crowner

4,576 20.15

01	02	03	
0027 DU PAGE PCT 009	162	30	56
0032 DU PAGE PCT 014	175	47	73
0033 DU PAGE PCT 015	181	41	73
0034 DU PAGE PCT 016	200	46	111
0041 DU PAGE PCT 023	232	54	140
0042 DU PAGE PCT 024	175	29	83
0047 DU PAGE PCT 029	214	42	86
0049 DU PAGE PCT 031	94	11	87
0052 DU PAGE PCT 034	119	49	47
0053 DU PAGE PCT 035	101	32	51
0054 DU PAGE PCT 036	111	22	29
0107 JOLIET PCT 001	166	71	49
0108 JOLIET PCT 002	117	57	14
0114 JOLIET PCT 008	111	62	32
0115 JOLIET PCT 009	126	46	37
0144 LOCKPORT PCT 001	222	84	67
0149 LOCKPORT PCT 006	170	61	76
0150 LOCKPORT PCT 007	204	45	87
0151 LOCKPORT PCT 008	207	67	73
0152 LOCKPORT PCT 009	284	71	75
0156 LOCKPORT PCT 013	280	93	43
0157 LOCKPORT PCT 014	136	58	40
0163 LOCKPORT PCT 020	139	59	31
0202 PLAINFIELD PCT 001	150	48	40
0203 PLAINFIELD PCT 002	159	46	41
0204 PLAINFIELD PCT 003	94	34	38
0205 PLAINFIELD PCT 004	78	28	47
0206 PLAINFIELD PCT 005	132	37	70
0207 PLAINFIELD PCT 006	176	55	81
0208 PLAINFIELD PCT 007	217	67	98
0209 PLAINFIELD PCT 008	148	60	39
0210 PLAINFIELD PCT 009	154	35	36
0211 PLAINFIELD PCT 010	91	40	31
0212 PLAINFIELD PCT 011	79	14	48
0213 PLAINFIELD PCT 012	182	60	86
0214 PLAINFIELD PCT 013	209	65	50
0215 PLAINFIELD PCT 014	139	48	27
0216 PLAINFIELD PCT 015	131	40	32
0217 PLAINFIELD PCT 016	144	54	35
0218 PLAINFIELD PCT 017	130	60	40
0219 PLAINFIELD PCT 018	118	90	65
0220 PLAINFIELD PCT 019	116	97	48
0221 PLAINFIELD PCT 020	127	95	43
0222 PLAINFIELD PCT 021	128	67	16
0223 PLAINFIELD PCT 022	144	75	43
0224 PLAINFIELD PCT 023	87	72	25
0225 PLAINFIELD PCT 024	111	66	32
0226 PLAINFIELD PCT 025	130	78	33
0227 PLAINFIELD PCT 026	128	76	40
0228 PLAINFIELD PCT 027	157	90	53
0229 PLAINFIELD PCT 028	138	59	53
0230 PLAINFIELD PCT 029	124	83	29
0231 PLAINFIELD PCT 030	116	79	50
0232 PLAINFIELD PCT 031	113	75	35

Total Democratic Ballots Cast
for 49th Legislative District

25,245

ABSTRACT OF VOTES

WILL COUNTY, ILLINOIS
GENERAL PRIMARY ELECTION
MARCH 17, 2020
DEMOCRATIC

OFFICIAL RESULTS

REPORT-EL52

PAGE 0033

STATE SENATOR 49TH LEGISLATIVE DISTRICT

VOTES PERCENT

VOTES PERCENT

Vote for not more than 1

01 = Meg Loughran Cappel

02 = Larry E. Hug

13,352 58.78

4,787 21.07

03 = Michael Crowner

4,576 20.15

(CONTINUED FROM PREVIOUS PAGE)

01 02 03

0233 PLAINFIELD PCT 032	119	76	38
0234 PLAINFIELD PCT 033	97	127	22
0235 PLAINFIELD PCT 034	105	80	32
0236 PLAINFIELD PCT 035	130	96	63
0240 TROY PCT 001	226	66	55
0241 TROY PCT 002	163	49	58
0243 TROY PCT 004	111	65	38
0244 TROY PCT 005	122	58	16
0245 TROY PCT 006	112	40	29
0246 TROY PCT 007	233	63	50
0247 TROY PCT 008	213	114	49
0248 TROY PCT 009	23	5	3
0249 TROY PCT 010	122	55	29
0252 TROY PCT 013	290	63	43
0253 TROY PCT 014	184	35	29
0254 TROY PCT 015	165	46	42
0256 TROY PCT 017	160	42	37
0259 TROY PCT 020	150	56	40
0260 TROY PCT 021	150	46	27
0261 TROY PCT 022	69	16	13
0266 WHEATLAND PCT 001	247	58	77
0276 WHEATLAND PCT 011	142	24	62
0278 WHEATLAND PCT 013	10	3	3
0281 WHEATLAND PCT 016	159	42	33
0284 WHEATLAND PCT 019	186	36	70
0286 WHEATLAND PCT 021	69	14	41
0287 WHEATLAND PCT 022	214	62	94
0288 WHEATLAND PCT 023	168	41	91
0289 WHEATLAND PCT 024	132	29	41
0290 WHEATLAND PCT 025	156	37	40
0291 WHEATLAND PCT 026	195	21	62
0292 WHEATLAND PCT 027	143	30	247
0293 WHEATLAND PCT 028	171	38	42
0294 WHEATLAND PCT 029	180	40	54
0295 WHEATLAND PCT 030	160	44	42

DEMOCRATIC PARTY



REPRESENTATIVE SUMMARY

(District 29, 34, 37, 38, 41, 75,
79, 80, 81, 82, 84, 85, 86, 97 & 98)

LAUREN STALEY FERRY

WILL COUNTY CLERK

www.thewillcountyclerk.com

REPRESENTATIVE IN THE GENERAL ASSEMBLY
29TH REPRESENTATIVE DISTRICT

VOTES PERCENT

Vote for not more than 1

01 = Thaddeus Jones

1,642 59.58

02 = DeAndre Tillman

1,114 40.42

	01	02
0006 CRETE PCT 001	91	47
0007 CRETE PCT 002	117	98
0008 CRETE PCT 003	88	116
0009 CRETE PCT 004	211	116
0010 CRETE PCT 005	235	153
0011 CRETE PCT 006	109	73
0013 CRETE PCT 008	170	106
0014 CRETE PCT 009	101	83
0015 CRETE PCT 010	71	50
0016 CRETE PCT 011	12	5
0174 MONEE PCT 003	137	88
0175 MONEE PCT 004	187	105
0179 MONEE PCT 008	113	74

Total Democratic Ballots Cast
for 29th Representative District

2,889

REPRESENTATIVE IN THE GENERAL ASSEMBLY
34TH REPRESENTATIVE DISTRICT

VOTES PERCENT

Vote for not more than 1
01 = Nicholas "Nick" Smith

1,143 100.00

01

0011 CRETE PCT 006	106
0012 CRETE PCT 007	311
0016 CRETE PCT 011	112
0017 CRETE PCT 012	171
0262 WASHINGTON PCT 001	111
0263 WASHINGTON PCT 002	171
0264 WASHINGTON PCT 003	97
0300 WILL PCT 001	64

Total Democratic Ballots Cast
for 34th Representative District**1,383**
=====

REPRESENTATIVE IN THE GENERAL ASSEMBLY
37TH REPRESENTATIVE DISTRICT
Vote for not more than 1
01 = Michelle Fadeley

VOTES PERCENT

7,854 100.00

01

0057 FRANKFORT PCT 001	236
0058 FRANKFORT PCT 002	200
0059 FRANKFORT PCT 003	245
0060 FRANKFORT PCT 004	174
0061 FRANKFORT PCT 005	294
0062 FRANKFORT PCT 006	180
0063 FRANKFORT PCT 007	179
0064 FRANKFORT PCT 008	176
0065 FRANKFORT PCT 009	183
0068 FRANKFORT PCT 012	187
0069 FRANKFORT PCT 013	177
0072 FRANKFORT PCT 016	230
0073 FRANKFORT PCT 017	133
0074 FRANKFORT PCT 018	182
0075 FRANKFORT PCT 019	214
0077 FRANKFORT PCT 021	191
0078 FRANKFORT PCT 022	213
0079 FRANKFORT PCT 023	101
0080 FRANKFORT PCT 024	86
0099 HOMER PCT 013	206
0100 HOMER PCT 014	290
0101 HOMER PCT 015	296
0102 HOMER PCT 016	179
0104 HOMER PCT 018	229
0180 NEW LENOX PCT 001	172
0181 NEW LENOX PCT 002	142
0182 NEW LENOX PCT 003	154
0183 NEW LENOX PCT 004	126
0184 NEW LENOX PCT 005	163
0185 NEW LENOX PCT 006	130
0186 NEW LENOX PCT 007	187
0187 NEW LENOX PCT 008	172
0188 NEW LENOX PCT 009	193
0189 NEW LENOX PCT 010	210
0190 NEW LENOX PCT 011	223
0191 NEW LENOX PCT 012	162
0192 NEW LENOX PCT 013	190
0193 NEW LENOX PCT 014	281
0194 NEW LENOX PCT 015	171
0195 NEW LENOX PCT 016	210
0196 NEW LENOX PCT 017	173
0198 NEW LENOX PCT 019	14

=====

Total Democratic Ballots Cast
for 37th Representative District

9,446

REPRESENTATIVE IN THE GENERAL ASSEMBLY
38TH REPRESENTATIVE DISTRICT
Vote for not more than 1
01 = Debbie Meyers-Martin

VOTES PERCENT

	994	100.00

01		

0059 FRANKFORT PCT 003	2	
0066 FRANKFORT PCT 010	269	
0070 FRANKFORT PCT 014	215	
0071 FRANKFORT PCT 015	153	
0076 FRANKFORT PCT 020	177	
0080 FRANKFORT PCT 024	178	

Total Democratic Ballots Cast
for 38th Representative District

1,141

=====

REPRESENTATIVE IN THE GENERAL ASSEMBLY
41ST REPRESENTATIVE DISTRICT

VOTES PERCENT

Vote for not more than 1

01 = Denika McMillen

02 = Janet Yang Rohr

1,350 30.05

3,143 69.95

	01	02
0019 DU PAGE PCT 001	128	227
0020 DU PAGE PCT 002	78	228
0025 DU PAGE PCT 007	38	173
0270 WHEATLAND PCT 005	104	208
0271 WHEATLAND PCT 006	71	199
0272 WHEATLAND PCT 007	66	182
0273 WHEATLAND PCT 008	83	219
0274 WHEATLAND PCT 009	101	268
0275 WHEATLAND PCT 010	93	175
0277 WHEATLAND PCT 012	68	73
0278 WHEATLAND PCT 013	72	133
0279 WHEATLAND PCT 014	90	211
0280 WHEATLAND PCT 015	86	182
0281 WHEATLAND PCT 016	6	23
0282 WHEATLAND PCT 017	81	241
0283 WHEATLAND PCT 018	80	199
0285 WHEATLAND PCT 020	65	116
0286 WHEATLAND PCT 021	40	86

Total Democratic Ballots Cast
for 41st Representative District

5,170

REPRESENTATIVE IN THE GENERAL ASSEMBLY
75TH REPRESENTATIVE DISTRICTVote for not more than 1
01 = NO CANDIDATE FILED

VOTES PERCENT

0

01

0001 CHANNAHON PCT 001	0
0002 CHANNAHON PCT 002	0
0005 CHANNAHON PCT 005	0
0018 CUSTER PCT 001	0
0056 FLORENCE PCT 001	0
0237 REED PCT 001	0
0238 REED PCT 002	0
0239 REED PCT 003	0
0265 WESLEY PCT 001	0
0301 WILMINGTON PCT 001	0
0302 WILMINGTON PCT 002	0
0303 WILMINGTON PCT 003	0

=====

Total Democratic Ballots Cast
for 75th Representative District

1,662

REPRESENTATIVE IN THE GENERAL ASSEMBLY
79TH REPRESENTATIVE DISTRICT

VOTES PERCENT

Vote for not more than 1
01 = Robert S. Ellington-Snipes
02 = Charlene Eads151 36.83
259 63.17-----
01 02
-----0200 PEOTONE PCT 001 68 105
0201 PEOTONE PCT 002 63 109
0262 WASHINGTON PCT 001 10 23
0300 WILL PCT 001 10 18
0304 WILTON PCT 001 0 4
=====Total Democratic Ballots Cast
for 79th Representative District

520

REPRESENTATIVE IN THE GENERAL ASSEMBLY

80TH REPRESENTATIVE DISTRICT

Vote for not more than 1

01 = Anthony DeLuca

VOTES PERCENT

4,677 100.00

01

0006 CRETE PCT 001	171
0056 FLORENCE PCT 001	58
0067 FRANKFORT PCT 011	238
0073 FRANKFORT PCT 017	55
0079 FRANKFORT PCT 023	80
0081 FRANKFORT PCT 025	191
0082 FRANKFORT PCT 026	210
0083 FRANKFORT PCT 027	134
0084 FRANKFORT PCT 028	257
0085 GREEN GARDEN PCT 001	141
0086 GREEN GARDEN PCT 002	152
0168 MANHATTAN PCT 001	176
0169 MANHATTAN PCT 002	218
0170 MANHATTAN PCT 003	245
0171 MANHATTAN PCT 004	185
0172 MONEE PCT 001	219
0173 MONEE PCT 002	319
0176 MONEE PCT 005	307
0177 MONEE PCT 006	236
0178 MONEE PCT 007	341
0195 NEW LENOX PCT 016	4
0196 NEW LENOX PCT 017	9
0197 NEW LENOX PCT 018	187
0198 NEW LENOX PCT 019	223
0199 NEW LENOX PCT 020	243
0200 PEOTONE PCT 001	27
0304 WILTON PCT 001	51

=====

Total Democratic Ballots Cast
for 80th Representative District

5,603

REPRESENTATIVE IN THE GENERAL ASSEMBLY
81ST REPRESENTATIVE DISTRICT
Vote for not more than 1
01 = Anne Stava-Murray

VOTES PERCENT

488 100.00

01

0021 DU PAGE PCT 003 286
0022 DU PAGE PCT 004 124
0025 DU PAGE PCT 007 78

Total Democratic Ballots Cast
for 81st Representative District

634

=====

REPRESENTATIVE IN THE GENERAL ASSEMBLY

82ND REPRESENTATIVE DISTRICT

Vote for not more than 1

01 = Kassem Moukahal

VOTES PERCENT

2,174 100.00

01

0087 HOMER PCT 001	136
0088 HOMER PCT 002	201
0089 HOMER PCT 003	152
0090 HOMER PCT 004	154
0091 HOMER PCT 005	140
0092 HOMER PCT 006	176
0093 HOMER PCT 007	195
0094 HOMER PCT 008	166
0095 HOMER PCT 009	167
0096 HOMER PCT 010	202
0097 HOMER PCT 011	192
0098 HOMER PCT 012	146
0103 HOMER PCT 017	147

=====

Total Democratic Ballots Cast
for 82nd Representative District

2,775

REPRESENTATIVE IN THE GENERAL ASSEMBLY

84TH REPRESENTATIVE DISTRICT

Vote for not more than 1

01 = Stephanie A. Kifowit

VOTES PERCENT

2,842 100.00

01

0266 WHEATLAND PCT 001	0
0267 WHEATLAND PCT 002	437
0268 WHEATLAND PCT 003	281
0269 WHEATLAND PCT 004	338
0276 WHEATLAND PCT 011	160
0277 WHEATLAND PCT 012	134
0296 WHEATLAND PCT 031	288
0297 WHEATLAND PCT 032	356
0298 WHEATLAND PCT 033	385
0299 WHEATLAND PCT 034	463

Total Democratic Ballots Cast
for 84th Representative District

3,231

=====

REPRESENTATIVE IN THE GENERAL ASSEMBLY
85TH REPRESENTATIVE DISTRICT
Vote for not more than 1
01 = Dagmara "Dee" Avelar

VOTES PERCENT

8,992 100.00

	-----	01

0022 DU PAGE PCT 004		85
0023 DU PAGE PCT 005		232
0024 DU PAGE PCT 006		240
0026 DU PAGE PCT 008		312
0028 DU PAGE PCT 010		362
0029 DU PAGE PCT 011		283
0030 DU PAGE PCT 012		256
0031 DU PAGE PCT 013		328
0035 DU PAGE PCT 017		341
0036 DU PAGE PCT 018		277
0037 DU PAGE PCT 019		274
0038 DU PAGE PCT 020		220
0039 DU PAGE PCT 021		288
0040 DU PAGE PCT 022		291
0043 DU PAGE PCT 025		244
0044 DU PAGE PCT 026		243
0045 DU PAGE PCT 027		331
0046 DU PAGE PCT 028		283
0048 DU PAGE PCT 030		301
0050 DU PAGE PCT 032		285
0051 DU PAGE PCT 033		225
0054 DU PAGE PCT 036		124
0055 DU PAGE PCT 037		199
0145 LOCKPORT PCT 002		277
0146 LOCKPORT PCT 003		241
0147 LOCKPORT PCT 004		201
0148 LOCKPORT PCT 005		180
0153 LOCKPORT PCT 010		240
0154 LOCKPORT PCT 011		216
0155 LOCKPORT PCT 012		193
0158 LOCKPORT PCT 015		239
0159 LOCKPORT PCT 016		255
0160 LOCKPORT PCT 017		241
0161 LOCKPORT PCT 018		230
0162 LOCKPORT PCT 019		255
0166 LOCKPORT PCT 023		20
0167 LOCKPORT PCT 024		180

=====

Total Democratic Ballots Cast
for 85th Representative District

10,677

REPRESENTATIVE IN THE GENERAL ASSEMBLY

86TH REPRESENTATIVE DISTRICT

Vote for not more than 1

01 = Lawrence "Larry" Walsh, Jr.

VOTES PERCENT

10,392 100.00

	-----	01

0003 CHANNAHON PCT 003		191
0004 CHANNAHON PCT 004		161
0005 CHANNAHON PCT 005		166
0105 JACKSON PCT 001		192
0106 JACKSON PCT 002		216
0109 JOLIET PCT 003		164
0110 JOLIET PCT 004		193
0111 JOLIET PCT 005		203
0112 JOLIET PCT 006		209
0113 JOLIET PCT 007		262
0116 JOLIET PCT 010		219
0117 JOLIET PCT 011		191
0118 JOLIET PCT 012		220
0119 JOLIET PCT 013		236
0120 JOLIET PCT 014		206
0121 JOLIET PCT 015		185
0122 JOLIET PCT 016		296
0123 JOLIET PCT 017		258
0124 JOLIET PCT 018		295
0125 JOLIET PCT 019		236
0126 JOLIET PCT 020		231
0127 JOLIET PCT 021		264
0128 JOLIET PCT 022		239
0129 JOLIET PCT 023		223
0130 JOLIET PCT 024		184
0131 JOLIET PCT 025		216
0132 JOLIET PCT 026		234
0133 JOLIET PCT 027		99
0134 JOLIET PCT 028		178
0135 JOLIET PCT 029		193
0136 JOLIET PCT 030		189
0137 JOLIET PCT 031		194
0138 JOLIET PCT 032		245
0139 JOLIET PCT 033		175
0140 JOLIET PCT 034		243
0141 JOLIET PCT 035		347
0142 JOLIET PCT 036		244
0143 JOLIET PCT 037		228
0162 LOCKPORT PCT 019		11
0164 LOCKPORT PCT 021		219
0165 LOCKPORT PCT 022		184
0166 LOCKPORT PCT 023		126
0242 TROY PCT 003		147
0248 TROY PCT 009		171
0250 TROY PCT 011		274
0251 TROY PCT 012		240
0255 TROY PCT 016		286
0257 TROY PCT 018		226
0258 TROY PCT 019		283

=====

Total Democratic Ballots Cast
for 86th Representative District

11,771

ABSTRACT OF VOTES

WILL COUNTY, ILLINOIS
GENERAL PRIMARY ELECTION
MARCH 17, 2020
DEMOCRATIC

OFFICIAL RESULTS

REPORT-EL52

PAGE 0047

REPRESENTATIVE IN THE GENERAL ASSEMBLY

97TH REPRESENTATIVE DISTRICT

Vote for not more than 1

01 = Harry Benton

VOTES PERCENT

9,156 100.00

01

0202 PLAINFIELD PCT 001	249
0203 PLAINFIELD PCT 002	253
0204 PLAINFIELD PCT 003	162
0209 PLAINFIELD PCT 008	248
0210 PLAINFIELD PCT 009	224
0211 PLAINFIELD PCT 010	150
0214 PLAINFIELD PCT 013	310
0215 PLAINFIELD PCT 014	194
0216 PLAINFIELD PCT 015	195
0217 PLAINFIELD PCT 016	215
0220 PLAINFIELD PCT 019	251
0221 PLAINFIELD PCT 020	243
0223 PLAINFIELD PCT 022	239
0226 PLAINFIELD PCT 025	241
0227 PLAINFIELD PCT 026	82
0228 PLAINFIELD PCT 027	172
0240 TROY PCT 001	236
0246 TROY PCT 007	315
0247 TROY PCT 008	341
0249 TROY PCT 010	181
0252 TROY PCT 013	366
0253 TROY PCT 014	235
0254 TROY PCT 015	228
0256 TROY PCT 017	215
0259 TROY PCT 020	238
0260 TROY PCT 021	208
0261 TROY PCT 022	82
0266 WHEATLAND PCT 001	385
0276 WHEATLAND PCT 011	228
0278 WHEATLAND PCT 013	15
0281 WHEATLAND PCT 016	232
0286 WHEATLAND PCT 021	126
0287 WHEATLAND PCT 022	0
0288 WHEATLAND PCT 023	298
0289 WHEATLAND PCT 024	200
0290 WHEATLAND PCT 025	242
0291 WHEATLAND PCT 026	275
0292 WHEATLAND PCT 027	299
0293 WHEATLAND PCT 028	252
0294 WHEATLAND PCT 029	286
0295 WHEATLAND PCT 030	245

=====

Total Democratic Ballots Cast
for 97th Representative District

10,819

ABSTRACT OF VOTES

WILL COUNTY, ILLINOIS
GENERAL PRIMARY ELECTION
MARCH 17, 2020
DEMOCRATIC

OFFICIAL RESULTS

REPORT-EL52

PAGE 0048

REPRESENTATIVE IN THE GENERAL ASSEMBLY

98TH REPRESENTATIVE DISTRICT

Vote for not more than 1

01 = Natalie A. Manley

VOTES PERCENT

12,895 100.00

01

0027 DU PAGE PCT 009	250
0032 DU PAGE PCT 014	296
0033 DU PAGE PCT 015	290
0034 DU PAGE PCT 016	348
0041 DU PAGE PCT 023	416
0042 DU PAGE PCT 024	281
0047 DU PAGE PCT 029	345
0049 DU PAGE PCT 031	180
0052 DU PAGE PCT 034	208
0053 DU PAGE PCT 035	180
0054 DU PAGE PCT 036	166
0107 JOLIET PCT 001	273
0108 JOLIET PCT 002	184
0114 JOLIET PCT 008	201
0115 JOLIET PCT 009	192
0144 LOCKPORT PCT 001	383
0149 LOCKPORT PCT 006	303
0150 LOCKPORT PCT 007	338
0151 LOCKPORT PCT 008	344
0152 LOCKPORT PCT 009	438
0156 LOCKPORT PCT 013	403
0157 LOCKPORT PCT 014	231
0163 LOCKPORT PCT 020	221
0205 PLAINFIELD PCT 004	152
0206 PLAINFIELD PCT 005	229
0207 PLAINFIELD PCT 006	307
0208 PLAINFIELD PCT 007	371
0212 PLAINFIELD PCT 011	138
0213 PLAINFIELD PCT 012	319
0218 PLAINFIELD PCT 017	229
0219 PLAINFIELD PCT 018	255
0222 PLAINFIELD PCT 021	198
0224 PLAINFIELD PCT 023	173
0225 PLAINFIELD PCT 024	196
0227 PLAINFIELD PCT 026	146
0228 PLAINFIELD PCT 027	126
0229 PLAINFIELD PCT 028	240
0230 PLAINFIELD PCT 029	230
0231 PLAINFIELD PCT 030	235
0232 PLAINFIELD PCT 031	211
0233 PLAINFIELD PCT 032	221
0234 PLAINFIELD PCT 033	228
0235 PLAINFIELD PCT 034	216
0236 PLAINFIELD PCT 035	281
0240 TROY PCT 001	95
0241 TROY PCT 002	260
0243 TROY PCT 004	205
0244 TROY PCT 005	192
0245 TROY PCT 006	182
0248 TROY PCT 009	31
0284 WHEATLAND PCT 019	292
0287 WHEATLAND PCT 022	373
0291 WHEATLAND PCT 026	0
0292 WHEATLAND PCT 027	93

Total Democratic Ballots Cast
for 98th Representative District

14,426

DEMOCRATIC PARTY



COUNTY OFFICES SUMMARY

CIRCUIT CLERK
RECORDER OF DEEDS
STATE'S ATTORNEY
COUNTY AUDITOR
CORONER
CHIEF EXECUTIVE OFFICER

LAUREN STALEY FERRY

WILL COUNTY CLERK

www.thewillcountyclerk.com

ABSTRACT OF VOTES

WILL COUNTY, ILLINOIS
GENERAL PRIMARY ELECTION
MARCH 17, 2020
DEMOCRATIC

OFFICIAL RESULTS

REPORT-EL52

PAGE 0049

CIRCUIT CLERK

Vote for not more than 1
01 = Andrea Lynn Chasteen

VOTES PERCENT

69,764 100.00

01

0001 CHANNAHON PCT 001	144
0002 CHANNAHON PCT 002	231
0003 CHANNAHON PCT 003	186
0004 CHANNAHON PCT 004	168
0005 CHANNAHON PCT 005	166
0006 CRETE PCT 001	290
0007 CRETE PCT 002	192
0008 CRETE PCT 003	180
0009 CRETE PCT 004	284
0010 CRETE PCT 005	352
0011 CRETE PCT 006	270
0012 CRETE PCT 007	309
0013 CRETE PCT 008	253
0014 CRETE PCT 009	163
0015 CRETE PCT 010	111
0016 CRETE PCT 011	130
0017 CRETE PCT 012	167
0018 CUSTER PCT 001	80
0019 DU PAGE PCT 001	332
0020 DU PAGE PCT 002	262
0021 DU PAGE PCT 003	289
0022 DU PAGE PCT 004	217
0023 DU PAGE PCT 005	233
0024 DU PAGE PCT 006	242
0025 DU PAGE PCT 007	260
0026 DU PAGE PCT 008	312
0027 DU PAGE PCT 009	240
0028 DU PAGE PCT 010	365
0029 DU PAGE PCT 011	290
0030 DU PAGE PCT 012	258
0031 DU PAGE PCT 013	332
0032 DU PAGE PCT 014	282
0033 DU PAGE PCT 015	284
0034 DU PAGE PCT 016	338
0035 DU PAGE PCT 017	344
0036 DU PAGE PCT 018	278
0037 DU PAGE PCT 019	274
0038 DU PAGE PCT 020	220
0039 DU PAGE PCT 021	291
0040 DU PAGE PCT 022	290
0041 DU PAGE PCT 023	404
0042 DU PAGE PCT 024	274
0043 DU PAGE PCT 025	253
0044 DU PAGE PCT 026	240
0045 DU PAGE PCT 027	334
0046 DU PAGE PCT 028	283
0047 DU PAGE PCT 029	341
0048 DU PAGE PCT 030	304
0049 DU PAGE PCT 031	175
0050 DU PAGE PCT 032	288
0051 DU PAGE PCT 033	226
0052 DU PAGE PCT 034	202
0053 DU PAGE PCT 035	177
0054 DU PAGE PCT 036	282
0055 DU PAGE PCT 037	204

ABSTRACT OF VOTES

WILL COUNTY, ILLINOIS
GENERAL PRIMARY ELECTION
MARCH 17, 2020
DEMOCRATIC

OFFICIAL RESULTS

REPORT-EL52

PAGE 0050

VOTES PERCENT

CIRCUIT CLERK

Vote for not more than 1
01 = Andrea Lynn Chasteen

69,764 100.00

(CONTINUED FROM PREVIOUS PAGE)

01

0056 FLORENCE PCT 001	71
0057 FRANKFORT PCT 001	233
0058 FRANKFORT PCT 002	195
0059 FRANKFORT PCT 003	246
0060 FRANKFORT PCT 004	171
0061 FRANKFORT PCT 005	290
0062 FRANKFORT PCT 006	179
0063 FRANKFORT PCT 007	179
0064 FRANKFORT PCT 008	176
0065 FRANKFORT PCT 009	178
0066 FRANKFORT PCT 010	266
0067 FRANKFORT PCT 011	231
0068 FRANKFORT PCT 012	190
0069 FRANKFORT PCT 013	175
0070 FRANKFORT PCT 014	215
0071 FRANKFORT PCT 015	152
0072 FRANKFORT PCT 016	237
0073 FRANKFORT PCT 017	189
0074 FRANKFORT PCT 018	182
0075 FRANKFORT PCT 019	218
0076 FRANKFORT PCT 020	179
0077 FRANKFORT PCT 021	190
0078 FRANKFORT PCT 022	210
0079 FRANKFORT PCT 023	176
0080 FRANKFORT PCT 024	254
0081 FRANKFORT PCT 025	188
0082 FRANKFORT PCT 026	205
0083 FRANKFORT PCT 027	130
0084 FRANKFORT PCT 028	259
0085 GREEN GARDEN PCT 001	142
0086 GREEN GARDEN PCT 002	150
0087 HOMER PCT 001	142
0088 HOMER PCT 002	207
0089 HOMER PCT 003	161
0090 HOMER PCT 004	162
0091 HOMER PCT 005	141
0092 HOMER PCT 006	180
0093 HOMER PCT 007	202
0094 HOMER PCT 008	171
0095 HOMER PCT 009	169
0096 HOMER PCT 010	205
0097 HOMER PCT 011	202
0098 HOMER PCT 012	149
0099 HOMER PCT 013	207
0100 HOMER PCT 014	290
0101 HOMER PCT 015	297
0102 HOMER PCT 016	183
0103 HOMER PCT 017	150
0104 HOMER PCT 018	222
0105 JACKSON PCT 001	175
0106 JACKSON PCT 002	201
0107 JOLIET PCT 001	277
0108 JOLIET PCT 002	182
0109 JOLIET PCT 003	166
0110 JOLIET PCT 004	192

ABSTRACT OF VOTES

WILL COUNTY, ILLINOIS
GENERAL PRIMARY ELECTION
MARCH 17, 2020
DEMOCRATIC

OFFICIAL RESULTS

REPORT-EL52

PAGE 0051

CIRCUIT CLERK

Vote for not more than 1
01 = Andrea Lynn Chasteen

VOTES PERCENT

69,764 100.00

(CONTINUED FROM PREVIOUS PAGE)

01

0111 JOLIET PCT 005	187
0112 JOLIET PCT 006	201
0113 JOLIET PCT 007	263
0114 JOLIET PCT 008	194
0115 JOLIET PCT 009	194
0116 JOLIET PCT 010	215
0117 JOLIET PCT 011	186
0118 JOLIET PCT 012	219
0119 JOLIET PCT 013	226
0120 JOLIET PCT 014	197
0121 JOLIET PCT 015	188
0122 JOLIET PCT 016	285
0123 JOLIET PCT 017	253
0124 JOLIET PCT 018	289
0125 JOLIET PCT 019	231
0126 JOLIET PCT 020	227
0127 JOLIET PCT 021	255
0128 JOLIET PCT 022	241
0129 JOLIET PCT 023	206
0130 JOLIET PCT 024	182
0131 JOLIET PCT 025	207
0132 JOLIET PCT 026	225
0133 JOLIET PCT 027	94
0134 JOLIET PCT 028	171
0135 JOLIET PCT 029	192
0136 JOLIET PCT 030	186
0137 JOLIET PCT 031	190
0138 JOLIET PCT 032	235
0139 JOLIET PCT 033	171
0140 JOLIET PCT 034	235
0141 JOLIET PCT 035	338
0142 JOLIET PCT 036	236
0143 JOLIET PCT 037	205
0144 LOCKPORT PCT 001	366
0145 LOCKPORT PCT 002	284
0146 LOCKPORT PCT 003	246
0147 LOCKPORT PCT 004	198
0148 LOCKPORT PCT 005	180
0149 LOCKPORT PCT 006	289
0150 LOCKPORT PCT 007	322
0151 LOCKPORT PCT 008	342
0152 LOCKPORT PCT 009	416
0153 LOCKPORT PCT 010	249
0154 LOCKPORT PCT 011	215
0155 LOCKPORT PCT 012	201
0156 LOCKPORT PCT 013	408
0157 LOCKPORT PCT 014	227
0158 LOCKPORT PCT 015	243
0159 LOCKPORT PCT 016	269
0160 LOCKPORT PCT 017	248
0161 LOCKPORT PCT 018	234
0162 LOCKPORT PCT 019	273
0163 LOCKPORT PCT 020	224
0164 LOCKPORT PCT 021	211
0165 LOCKPORT PCT 022	180

ABSTRACT OF VOTES

WILL COUNTY, ILLINOIS
GENERAL PRIMARY ELECTION
MARCH 17, 2020
DEMOCRATIC

OFFICIAL RESULTS

REPORT-EL52

PAGE 0052

CIRCUIT CLERK

Vote for not more than 1

01 = Andrea Lynn Chasteen

VOTES PERCENT

69,764 100.00

(CONTINUED FROM PREVIOUS PAGE)

01

0166 LOCKPORT PCT 023	142
0167 LOCKPORT PCT 024	190
0168 MANHATTAN PCT 001	174
0169 MANHATTAN PCT 002	221
0170 MANHATTAN PCT 003	242
0171 MANHATTAN PCT 004	187
0172 MONEE PCT 001	215
0173 MONEE PCT 002	308
0174 MONEE PCT 003	206
0175 MONEE PCT 004	266
0176 MONEE PCT 005	301
0177 MONEE PCT 006	230
0178 MONEE PCT 007	335
0179 MONEE PCT 008	165
0180 NEW LENOX PCT 001	177
0181 NEW LENOX PCT 002	147
0182 NEW LENOX PCT 003	152
0183 NEW LENOX PCT 004	130
0184 NEW LENOX PCT 005	161
0185 NEW LENOX PCT 006	131
0186 NEW LENOX PCT 007	187
0187 NEW LENOX PCT 008	173
0188 NEW LENOX PCT 009	195
0189 NEW LENOX PCT 010	207
0190 NEW LENOX PCT 011	223
0191 NEW LENOX PCT 012	164
0192 NEW LENOX PCT 013	191
0193 NEW LENOX PCT 014	279
0194 NEW LENOX PCT 015	170
0195 NEW LENOX PCT 016	212
0196 NEW LENOX PCT 017	186
0197 NEW LENOX PCT 018	185
0198 NEW LENOX PCT 019	235
0199 NEW LENOX PCT 020	236
0200 PEOTONE PCT 001	194
0201 PEOTONE PCT 002	172
0202 PLAINFIELD PCT 001	249
0203 PLAINFIELD PCT 002	254
0204 PLAINFIELD PCT 003	160
0205 PLAINFIELD PCT 004	152
0206 PLAINFIELD PCT 005	232
0207 PLAINFIELD PCT 006	299
0208 PLAINFIELD PCT 007	369
0209 PLAINFIELD PCT 008	248
0210 PLAINFIELD PCT 009	226
0211 PLAINFIELD PCT 010	151
0212 PLAINFIELD PCT 011	138
0213 PLAINFIELD PCT 012	321
0214 PLAINFIELD PCT 013	310
0215 PLAINFIELD PCT 014	194
0216 PLAINFIELD PCT 015	198
0217 PLAINFIELD PCT 016	221
0218 PLAINFIELD PCT 017	216
0219 PLAINFIELD PCT 018	253
0220 PLAINFIELD PCT 019	255

ABSTRACT OF VOTES

WILL COUNTY, ILLINOIS
GENERAL PRIMARY ELECTION
MARCH 17, 2020
DEMOCRATIC

OFFICIAL RESULTS

REPORT-EL52

PAGE 0053

CIRCUIT CLERK

Vote for not more than 1
01 = Andrea Lynn Chasteen

VOTES PERCENT

69,764 100.00

(CONTINUED FROM PREVIOUS PAGE)

01

0221 PLAINFIELD PCT 020	248
0222 PLAINFIELD PCT 021	198
0223 PLAINFIELD PCT 022	244
0224 PLAINFIELD PCT 023	172
0225 PLAINFIELD PCT 024	195
0226 PLAINFIELD PCT 025	238
0227 PLAINFIELD PCT 026	227
0228 PLAINFIELD PCT 027	299
0229 PLAINFIELD PCT 028	237
0230 PLAINFIELD PCT 029	227
0231 PLAINFIELD PCT 030	230
0232 PLAINFIELD PCT 031	211
0233 PLAINFIELD PCT 032	219
0234 PLAINFIELD PCT 033	232
0235 PLAINFIELD PCT 034	206
0236 PLAINFIELD PCT 035	275
0237 REED PCT 001	135
0238 REED PCT 002	140
0239 REED PCT 003	120
0240 TROY PCT 001	334
0241 TROY PCT 002	256
0242 TROY PCT 003	142
0243 TROY PCT 004	198
0244 TROY PCT 005	184
0245 TROY PCT 006	180
0246 TROY PCT 007	320
0247 TROY PCT 008	350
0248 TROY PCT 009	197
0249 TROY PCT 010	185
0250 TROY PCT 011	264
0251 TROY PCT 012	233
0252 TROY PCT 013	369
0253 TROY PCT 014	233
0254 TROY PCT 015	234
0255 TROY PCT 016	274
0256 TROY PCT 017	224
0257 TROY PCT 018	222
0258 TROY PCT 019	273
0259 TROY PCT 020	245
0260 TROY PCT 021	214
0261 TROY PCT 022	88
0262 WASHINGTON PCT 001	140
0263 WASHINGTON PCT 002	176
0264 WASHINGTON PCT 003	97
0265 WESLEY PCT 001	120
0266 WHEATLAND PCT 001	384
0267 WHEATLAND PCT 002	428
0268 WHEATLAND PCT 003	273
0269 WHEATLAND PCT 004	344
0270 WHEATLAND PCT 005	300
0271 WHEATLAND PCT 006	273
0272 WHEATLAND PCT 007	247
0273 WHEATLAND PCT 008	291
0274 WHEATLAND PCT 009	361
0275 WHEATLAND PCT 010	258

ABSTRACT OF VOTES

WILL COUNTY, ILLINOIS
GENERAL PRIMARY ELECTION
MARCH 17, 2020
DEMOCRATIC

OFFICIAL RESULTS

REPORT-EL52

PAGE 0054

VOTES PERCENT

CIRCUIT CLERK

Vote for not more than 1
01 = Andrea Lynn Chasteen

69,764 100.00

(CONTINUED FROM PREVIOUS PAGE)

01

0276 WHEATLAND PCT 011	384
0277 WHEATLAND PCT 012	257
0278 WHEATLAND PCT 013	213
0279 WHEATLAND PCT 014	300
0280 WHEATLAND PCT 015	250
0281 WHEATLAND PCT 016	264
0282 WHEATLAND PCT 017	316
0283 WHEATLAND PCT 018	272
0284 WHEATLAND PCT 019	286
0285 WHEATLAND PCT 020	184
0286 WHEATLAND PCT 021	248
0287 WHEATLAND PCT 022	360
0288 WHEATLAND PCT 023	292
0289 WHEATLAND PCT 024	202
0290 WHEATLAND PCT 025	245
0291 WHEATLAND PCT 026	274
0292 WHEATLAND PCT 027	395
0293 WHEATLAND PCT 028	251
0294 WHEATLAND PCT 029	286
0295 WHEATLAND PCT 030	250
0296 WHEATLAND PCT 031	280
0297 WHEATLAND PCT 032	350
0298 WHEATLAND PCT 033	366
0299 WHEATLAND PCT 034	450
0300 WILL PCT 001	89
0301 WILMINGTON PCT 001	169
0302 WILMINGTON PCT 002	113
0303 WILMINGTON PCT 003	131
0304 WILTON PCT 001	54

=====

ABSTRACT OF VOTES

WILL COUNTY, ILLINOIS
GENERAL PRIMARY ELECTION
MARCH 17, 2020
DEMOCRATIC

OFFICIAL RESULTS

REPORT-EL52

PAGE 0055

RECORDER OF DEEDS

Vote for not more than 1
01 = Karen A. Stukel

VOTES PERCENT

69,793 100.00

01

0001 CHANNAHON PCT 001	144
0002 CHANNAHON PCT 002	237
0003 CHANNAHON PCT 003	185
0004 CHANNAHON PCT 004	171
0005 CHANNAHON PCT 005	167
0006 CRETE PCT 001	290
0007 CRETE PCT 002	190
0008 CRETE PCT 003	183
0009 CRETE PCT 004	276
0010 CRETE PCT 005	346
0011 CRETE PCT 006	269
0012 CRETE PCT 007	306
0013 CRETE PCT 008	256
0014 CRETE PCT 009	163
0015 CRETE PCT 010	113
0016 CRETE PCT 011	130
0017 CRETE PCT 012	166
0018 CUSTER PCT 001	81
0019 DU PAGE PCT 001	334
0020 DU PAGE PCT 002	262
0021 DU PAGE PCT 003	288
0022 DU PAGE PCT 004	217
0023 DU PAGE PCT 005	235
0024 DU PAGE PCT 006	244
0025 DU PAGE PCT 007	261
0026 DU PAGE PCT 008	307
0027 DU PAGE PCT 009	241
0028 DU PAGE PCT 010	360
0029 DU PAGE PCT 011	289
0030 DU PAGE PCT 012	257
0031 DU PAGE PCT 013	326
0032 DU PAGE PCT 014	284
0033 DU PAGE PCT 015	287
0034 DU PAGE PCT 016	336
0035 DU PAGE PCT 017	340
0036 DU PAGE PCT 018	276
0037 DU PAGE PCT 019	269
0038 DU PAGE PCT 020	218
0039 DU PAGE PCT 021	290
0040 DU PAGE PCT 022	288
0041 DU PAGE PCT 023	403
0042 DU PAGE PCT 024	277
0043 DU PAGE PCT 025	248
0044 DU PAGE PCT 026	242
0045 DU PAGE PCT 027	326
0046 DU PAGE PCT 028	279
0047 DU PAGE PCT 029	336
0048 DU PAGE PCT 030	302
0049 DU PAGE PCT 031	176
0050 DU PAGE PCT 032	289
0051 DU PAGE PCT 033	226
0052 DU PAGE PCT 034	199
0053 DU PAGE PCT 035	176
0054 DU PAGE PCT 036	283
0055 DU PAGE PCT 037	196

ABSTRACT OF VOTES

WILL COUNTY, ILLINOIS
GENERAL PRIMARY ELECTION
MARCH 17, 2020
DEMOCRATIC

OFFICIAL RESULTS

REPORT-EL52

PAGE 0056

RECORDER OF DEEDS

Vote for not more than 1

01 = Karen A. Stukel

VOTES PERCENT

69,793 100.00

(CONTINUED FROM PREVIOUS PAGE)

01

0056 FLORENCE PCT 001	73
0057 FRANKFORT PCT 001	236
0058 FRANKFORT PCT 002	195
0059 FRANKFORT PCT 003	247
0060 FRANKFORT PCT 004	175
0061 FRANKFORT PCT 005	285
0062 FRANKFORT PCT 006	180
0063 FRANKFORT PCT 007	175
0064 FRANKFORT PCT 008	177
0065 FRANKFORT PCT 009	177
0066 FRANKFORT PCT 010	263
0067 FRANKFORT PCT 011	230
0068 FRANKFORT PCT 012	192
0069 FRANKFORT PCT 013	173
0070 FRANKFORT PCT 014	216
0071 FRANKFORT PCT 015	152
0072 FRANKFORT PCT 016	233
0073 FRANKFORT PCT 017	188
0074 FRANKFORT PCT 018	182
0075 FRANKFORT PCT 019	217
0076 FRANKFORT PCT 020	178
0077 FRANKFORT PCT 021	191
0078 FRANKFORT PCT 022	212
0079 FRANKFORT PCT 023	179
0080 FRANKFORT PCT 024	248
0081 FRANKFORT PCT 025	184
0082 FRANKFORT PCT 026	208
0083 FRANKFORT PCT 027	129
0084 FRANKFORT PCT 028	258
0085 GREEN GARDEN PCT 001	145
0086 GREEN GARDEN PCT 002	151
0087 HOMER PCT 001	142
0088 HOMER PCT 002	207
0089 HOMER PCT 003	162
0090 HOMER PCT 004	161
0091 HOMER PCT 005	140
0092 HOMER PCT 006	183
0093 HOMER PCT 007	201
0094 HOMER PCT 008	170
0095 HOMER PCT 009	171
0096 HOMER PCT 010	205
0097 HOMER PCT 011	203
0098 HOMER PCT 012	151
0099 HOMER PCT 013	209
0100 HOMER PCT 014	291
0101 HOMER PCT 015	303
0102 HOMER PCT 016	181
0103 HOMER PCT 017	154
0104 HOMER PCT 018	224
0105 JACKSON PCT 001	181
0106 JACKSON PCT 002	199
0107 JOLIET PCT 001	278
0108 JOLIET PCT 002	185
0109 JOLIET PCT 003	167
0110 JOLIET PCT 004	192

ABSTRACT OF VOTES

WILL COUNTY, ILLINOIS
GENERAL PRIMARY ELECTION
MARCH 17, 2020
DEMOCRATIC

OFFICIAL RESULTS

REPORT-EL52

PAGE 0057

RECORDER OF DEEDS

Vote for not more than 1
01 = Karen A. Stukel

VOTES PERCENT

69,793 100.00

(CONTINUED FROM PREVIOUS PAGE)

01

0111 JOLIET PCT 005	193
0112 JOLIET PCT 006	204
0113 JOLIET PCT 007	259
0114 JOLIET PCT 008	194
0115 JOLIET PCT 009	197
0116 JOLIET PCT 010	219
0117 JOLIET PCT 011	182
0118 JOLIET PCT 012	219
0119 JOLIET PCT 013	226
0120 JOLIET PCT 014	196
0121 JOLIET PCT 015	184
0122 JOLIET PCT 016	289
0123 JOLIET PCT 017	253
0124 JOLIET PCT 018	292
0125 JOLIET PCT 019	228
0126 JOLIET PCT 020	228
0127 JOLIET PCT 021	256
0128 JOLIET PCT 022	236
0129 JOLIET PCT 023	202
0130 JOLIET PCT 024	181
0131 JOLIET PCT 025	212
0132 JOLIET PCT 026	220
0133 JOLIET PCT 027	91
0134 JOLIET PCT 028	170
0135 JOLIET PCT 029	191
0136 JOLIET PCT 030	189
0137 JOLIET PCT 031	188
0138 JOLIET PCT 032	235
0139 JOLIET PCT 033	174
0140 JOLIET PCT 034	236
0141 JOLIET PCT 035	338
0142 JOLIET PCT 036	244
0143 JOLIET PCT 037	208
0144 LOCKPORT PCT 001	356
0145 LOCKPORT PCT 002	279
0146 LOCKPORT PCT 003	243
0147 LOCKPORT PCT 004	198
0148 LOCKPORT PCT 005	179
0149 LOCKPORT PCT 006	290
0150 LOCKPORT PCT 007	320
0151 LOCKPORT PCT 008	338
0152 LOCKPORT PCT 009	417
0153 LOCKPORT PCT 010	250
0154 LOCKPORT PCT 011	214
0155 LOCKPORT PCT 012	199
0156 LOCKPORT PCT 013	405
0157 LOCKPORT PCT 014	228
0158 LOCKPORT PCT 015	242
0159 LOCKPORT PCT 016	270
0160 LOCKPORT PCT 017	253
0161 LOCKPORT PCT 018	235
0162 LOCKPORT PCT 019	276
0163 LOCKPORT PCT 020	223
0164 LOCKPORT PCT 021	210
0165 LOCKPORT PCT 022	180

ABSTRACT OF VOTES

WILL COUNTY, ILLINOIS
GENERAL PRIMARY ELECTION
MARCH 17, 2020
DEMOCRATIC

OFFICIAL RESULTS

REPORT-EL52

PAGE 0058

RECORDER OF DEEDS

Vote for not more than 1
01 = Karen A. Stukel

VOTES PERCENT

69,793 100.00

(CONTINUED FROM PREVIOUS PAGE)

01

0166 LOCKPORT PCT 023	145
0167 LOCKPORT PCT 024	187
0168 MANHATTAN PCT 001	174
0169 MANHATTAN PCT 002	223
0170 MANHATTAN PCT 003	245
0171 MANHATTAN PCT 004	187
0172 MONEE PCT 001	216
0173 MONEE PCT 002	309
0174 MONEE PCT 003	210
0175 MONEE PCT 004	263
0176 MONEE PCT 005	290
0177 MONEE PCT 006	224
0178 MONEE PCT 007	334
0179 MONEE PCT 008	163
0180 NEW LENOX PCT 001	178
0181 NEW LENOX PCT 002	151
0182 NEW LENOX PCT 003	153
0183 NEW LENOX PCT 004	135
0184 NEW LENOX PCT 005	164
0185 NEW LENOX PCT 006	131
0186 NEW LENOX PCT 007	188
0187 NEW LENOX PCT 008	172
0188 NEW LENOX PCT 009	197
0189 NEW LENOX PCT 010	209
0190 NEW LENOX PCT 011	223
0191 NEW LENOX PCT 012	163
0192 NEW LENOX PCT 013	194
0193 NEW LENOX PCT 014	279
0194 NEW LENOX PCT 015	170
0195 NEW LENOX PCT 016	215
0196 NEW LENOX PCT 017	185
0197 NEW LENOX PCT 018	185
0198 NEW LENOX PCT 019	234
0199 NEW LENOX PCT 020	239
0200 PEOTONE PCT 001	193
0201 PEOTONE PCT 002	172
0202 PLAINFIELD PCT 001	247
0203 PLAINFIELD PCT 002	254
0204 PLAINFIELD PCT 003	159
0205 PLAINFIELD PCT 004	152
0206 PLAINFIELD PCT 005	227
0207 PLAINFIELD PCT 006	297
0208 PLAINFIELD PCT 007	366
0209 PLAINFIELD PCT 008	243
0210 PLAINFIELD PCT 009	226
0211 PLAINFIELD PCT 010	155
0212 PLAINFIELD PCT 011	137
0213 PLAINFIELD PCT 012	319
0214 PLAINFIELD PCT 013	313
0215 PLAINFIELD PCT 014	195
0216 PLAINFIELD PCT 015	200
0217 PLAINFIELD PCT 016	219
0218 PLAINFIELD PCT 017	213
0219 PLAINFIELD PCT 018	253
0220 PLAINFIELD PCT 019	250

ABSTRACT OF VOTES

WILL COUNTY, ILLINOIS
GENERAL PRIMARY ELECTION
MARCH 17, 2020
DEMOCRATIC

OFFICIAL RESULTS

REPORT-EL52

PAGE 0059

RECORDER OF DEEDS

Vote for not more than 1

01 = Karen A. Stukel

VOTES PERCENT

69,793 100.00

(CONTINUED FROM PREVIOUS PAGE)

01

0221 PLAINFIELD PCT 020	250
0222 PLAINFIELD PCT 021	199
0223 PLAINFIELD PCT 022	245
0224 PLAINFIELD PCT 023	172
0225 PLAINFIELD PCT 024	197
0226 PLAINFIELD PCT 025	239
0227 PLAINFIELD PCT 026	226
0228 PLAINFIELD PCT 027	299
0229 PLAINFIELD PCT 028	238
0230 PLAINFIELD PCT 029	230
0231 PLAINFIELD PCT 030	230
0232 PLAINFIELD PCT 031	211
0233 PLAINFIELD PCT 032	217
0234 PLAINFIELD PCT 033	226
0235 PLAINFIELD PCT 034	209
0236 PLAINFIELD PCT 035	275
0237 REED PCT 001	144
0238 REED PCT 002	140
0239 REED PCT 003	123
0240 TROY PCT 001	330
0241 TROY PCT 002	258
0242 TROY PCT 003	150
0243 TROY PCT 004	200
0244 TROY PCT 005	179
0245 TROY PCT 006	178
0246 TROY PCT 007	321
0247 TROY PCT 008	349
0248 TROY PCT 009	197
0249 TROY PCT 010	186
0250 TROY PCT 011	273
0251 TROY PCT 012	238
0252 TROY PCT 013	370
0253 TROY PCT 014	240
0254 TROY PCT 015	236
0255 TROY PCT 016	278
0256 TROY PCT 017	224
0257 TROY PCT 018	223
0258 TROY PCT 019	271
0259 TROY PCT 020	246
0260 TROY PCT 021	219
0261 TROY PCT 022	90
0262 WASHINGTON PCT 001	142
0263 WASHINGTON PCT 002	174
0264 WASHINGTON PCT 003	98
0265 WESLEY PCT 001	128
0266 WHEATLAND PCT 001	382
0267 WHEATLAND PCT 002	427
0268 WHEATLAND PCT 003	272
0269 WHEATLAND PCT 004	344
0270 WHEATLAND PCT 005	299
0271 WHEATLAND PCT 006	273
0272 WHEATLAND PCT 007	245
0273 WHEATLAND PCT 008	288
0274 WHEATLAND PCT 009	363
0275 WHEATLAND PCT 010	255

ABSTRACT OF VOTES

WILL COUNTY, ILLINOIS
GENERAL PRIMARY ELECTION
MARCH 17, 2020
DEMOCRATIC

OFFICIAL RESULTS

REPORT-EL52

PAGE 0060

RECORDER OF DEEDS

Vote for not more than 1

01 = Karen A. Stukel

VOTES PERCENT

69,793 100.00

(CONTINUED FROM PREVIOUS PAGE)

01

0276 WHEATLAND PCT 011	383
0277 WHEATLAND PCT 012	255
0278 WHEATLAND PCT 013	215
0279 WHEATLAND PCT 014	304
0280 WHEATLAND PCT 015	251
0281 WHEATLAND PCT 016	264
0282 WHEATLAND PCT 017	317
0283 WHEATLAND PCT 018	270
0284 WHEATLAND PCT 019	288
0285 WHEATLAND PCT 020	186
0286 WHEATLAND PCT 021	247
0287 WHEATLAND PCT 022	362
0288 WHEATLAND PCT 023	296
0289 WHEATLAND PCT 024	203
0290 WHEATLAND PCT 025	243
0291 WHEATLAND PCT 026	282
0292 WHEATLAND PCT 027	399
0293 WHEATLAND PCT 028	252
0294 WHEATLAND PCT 029	286
0295 WHEATLAND PCT 030	252
0296 WHEATLAND PCT 031	276
0297 WHEATLAND PCT 032	351
0298 WHEATLAND PCT 033	364
0299 WHEATLAND PCT 034	450
0300 WILL PCT 001	90
0301 WILMINGTON PCT 001	177
0302 WILMINGTON PCT 002	120
0303 WILMINGTON PCT 003	127
0304 WILTON PCT 001	54

ABSTRACT OF VOTES

WILL COUNTY, ILLINOIS
GENERAL PRIMARY ELECTION
MARCH 17, 2020
DEMOCRATIC

OFFICIAL RESULTS

REPORT-EL52

PAGE 0061

STATE'S ATTORNEY

Vote for not more than 1

01 = James W. Glasgow

VOTES PERCENT

70,323 100.00

01

0001 CHANNAHON PCT 001	153
0002 CHANNAHON PCT 002	243
0003 CHANNAHON PCT 003	187
0004 CHANNAHON PCT 004	169
0005 CHANNAHON PCT 005	169
0006 CRETE PCT 001	288
0007 CRETE PCT 002	188
0008 CRETE PCT 003	182
0009 CRETE PCT 004	287
0010 CRETE PCT 005	347
0011 CRETE PCT 006	262
0012 CRETE PCT 007	306
0013 CRETE PCT 008	249
0014 CRETE PCT 009	160
0015 CRETE PCT 010	113
0016 CRETE PCT 011	131
0017 CRETE PCT 012	173
0018 CUSTER PCT 001	80
0019 DU PAGE PCT 001	330
0020 DU PAGE PCT 002	267
0021 DU PAGE PCT 003	291
0022 DU PAGE PCT 004	220
0023 DU PAGE PCT 005	236
0024 DU PAGE PCT 006	244
0025 DU PAGE PCT 007	263
0026 DU PAGE PCT 008	314
0027 DU PAGE PCT 009	242
0028 DU PAGE PCT 010	361
0029 DU PAGE PCT 011	287
0030 DU PAGE PCT 012	259
0031 DU PAGE PCT 013	331
0032 DU PAGE PCT 014	281
0033 DU PAGE PCT 015	285
0034 DU PAGE PCT 016	342
0035 DU PAGE PCT 017	338
0036 DU PAGE PCT 018	279
0037 DU PAGE PCT 019	271
0038 DU PAGE PCT 020	219
0039 DU PAGE PCT 021	283
0040 DU PAGE PCT 022	292
0041 DU PAGE PCT 023	400
0042 DU PAGE PCT 024	279
0043 DU PAGE PCT 025	253
0044 DU PAGE PCT 026	239
0045 DU PAGE PCT 027	328
0046 DU PAGE PCT 028	282
0047 DU PAGE PCT 029	338
0048 DU PAGE PCT 030	304
0049 DU PAGE PCT 031	173
0050 DU PAGE PCT 032	291
0051 DU PAGE PCT 033	225
0052 DU PAGE PCT 034	202
0053 DU PAGE PCT 035	174
0054 DU PAGE PCT 036	286
0055 DU PAGE PCT 037	202

ABSTRACT OF VOTES

WILL COUNTY, ILLINOIS
GENERAL PRIMARY ELECTION
MARCH 17, 2020
DEMOCRATIC

OFFICIAL RESULTS

REPORT-EL52

PAGE 0062

STATE'S ATTORNEY

Vote for not more than 1
01 = James W. Glasgow

VOTES PERCENT

70,323 100.00

(CONTINUED FROM PREVIOUS PAGE)

01

0056 FLORENCE PCT 001	75
0057 FRANKFORT PCT 001	241
0058 FRANKFORT PCT 002	206
0059 FRANKFORT PCT 003	247
0060 FRANKFORT PCT 004	180
0061 FRANKFORT PCT 005	289
0062 FRANKFORT PCT 006	175
0063 FRANKFORT PCT 007	179
0064 FRANKFORT PCT 008	180
0065 FRANKFORT PCT 009	183
0066 FRANKFORT PCT 010	272
0067 FRANKFORT PCT 011	232
0068 FRANKFORT PCT 012	190
0069 FRANKFORT PCT 013	177
0070 FRANKFORT PCT 014	219
0071 FRANKFORT PCT 015	153
0072 FRANKFORT PCT 016	231
0073 FRANKFORT PCT 017	199
0074 FRANKFORT PCT 018	191
0075 FRANKFORT PCT 019	217
0076 FRANKFORT PCT 020	176
0077 FRANKFORT PCT 021	195
0078 FRANKFORT PCT 022	213
0079 FRANKFORT PCT 023	182
0080 FRANKFORT PCT 024	252
0081 FRANKFORT PCT 025	190
0082 FRANKFORT PCT 026	207
0083 FRANKFORT PCT 027	134
0084 FRANKFORT PCT 028	253
0085 GREEN GARDEN PCT 001	146
0086 GREEN GARDEN PCT 002	157
0087 HOMER PCT 001	142
0088 HOMER PCT 002	212
0089 HOMER PCT 003	164
0090 HOMER PCT 004	174
0091 HOMER PCT 005	144
0092 HOMER PCT 006	183
0093 HOMER PCT 007	206
0094 HOMER PCT 008	178
0095 HOMER PCT 009	175
0096 HOMER PCT 010	217
0097 HOMER PCT 011	214
0098 HOMER PCT 012	163
0099 HOMER PCT 013	210
0100 HOMER PCT 014	292
0101 HOMER PCT 015	302
0102 HOMER PCT 016	183
0103 HOMER PCT 017	156
0104 HOMER PCT 018	224
0105 JACKSON PCT 001	181
0106 JACKSON PCT 002	200
0107 JOLIET PCT 001	277
0108 JOLIET PCT 002	182
0109 JOLIET PCT 003	164
0110 JOLIET PCT 004	191

ABSTRACT OF VOTES

WILL COUNTY, ILLINOIS
GENERAL PRIMARY ELECTION
MARCH 17, 2020
DEMOCRATIC

OFFICIAL RESULTS

REPORT-EL52

PAGE 0063

STATE'S ATTORNEY

Vote for not more than 1

01 = James W. Glasgow

VOTES PERCENT

70,323 100.00

(CONTINUED FROM PREVIOUS PAGE)

01

0111 JOLIET PCT 005	194
0112 JOLIET PCT 006	204
0113 JOLIET PCT 007	255
0114 JOLIET PCT 008	187
0115 JOLIET PCT 009	195
0116 JOLIET PCT 010	222
0117 JOLIET PCT 011	192
0118 JOLIET PCT 012	222
0119 JOLIET PCT 013	223
0120 JOLIET PCT 014	200
0121 JOLIET PCT 015	185
0122 JOLIET PCT 016	285
0123 JOLIET PCT 017	261
0124 JOLIET PCT 018	294
0125 JOLIET PCT 019	231
0126 JOLIET PCT 020	230
0127 JOLIET PCT 021	255
0128 JOLIET PCT 022	232
0129 JOLIET PCT 023	217
0130 JOLIET PCT 024	186
0131 JOLIET PCT 025	215
0132 JOLIET PCT 026	226
0133 JOLIET PCT 027	91
0134 JOLIET PCT 028	174
0135 JOLIET PCT 029	190
0136 JOLIET PCT 030	191
0137 JOLIET PCT 031	194
0138 JOLIET PCT 032	241
0139 JOLIET PCT 033	172
0140 JOLIET PCT 034	241
0141 JOLIET PCT 035	341
0142 JOLIET PCT 036	240
0143 JOLIET PCT 037	213
0144 LOCKPORT PCT 001	377
0145 LOCKPORT PCT 002	282
0146 LOCKPORT PCT 003	246
0147 LOCKPORT PCT 004	197
0148 LOCKPORT PCT 005	179
0149 LOCKPORT PCT 006	295
0150 LOCKPORT PCT 007	320
0151 LOCKPORT PCT 008	335
0152 LOCKPORT PCT 009	423
0153 LOCKPORT PCT 010	247
0154 LOCKPORT PCT 011	221
0155 LOCKPORT PCT 012	201
0156 LOCKPORT PCT 013	409
0157 LOCKPORT PCT 014	220
0158 LOCKPORT PCT 015	238
0159 LOCKPORT PCT 016	272
0160 LOCKPORT PCT 017	265
0161 LOCKPORT PCT 018	236
0162 LOCKPORT PCT 019	289
0163 LOCKPORT PCT 020	224
0164 LOCKPORT PCT 021	213
0165 LOCKPORT PCT 022	185

ABSTRACT OF VOTES

WILL COUNTY, ILLINOIS
GENERAL PRIMARY ELECTION
MARCH 17, 2020
DEMOCRATIC

OFFICIAL RESULTS

REPORT-EL52

PAGE 0064

VOTES PERCENT

70,323 100.00

STATE'S ATTORNEY

Vote for not more than 1

01 = James W. Glasgow

(CONTINUED FROM PREVIOUS PAGE)

01

0166 LOCKPORT PCT 023	147
0167 LOCKPORT PCT 024	194
0168 MANHATTAN PCT 001	167
0169 MANHATTAN PCT 002	227
0170 MANHATTAN PCT 003	246
0171 MANHATTAN PCT 004	186
0172 MONEE PCT 001	212
0173 MONEE PCT 002	304
0174 MONEE PCT 003	207
0175 MONEE PCT 004	261
0176 MONEE PCT 005	294
0177 MONEE PCT 006	222
0178 MONEE PCT 007	325
0179 MONEE PCT 008	160
0180 NEW LENOX PCT 001	181
0181 NEW LENOX PCT 002	147
0182 NEW LENOX PCT 003	147
0183 NEW LENOX PCT 004	131
0184 NEW LENOX PCT 005	165
0185 NEW LENOX PCT 006	138
0186 NEW LENOX PCT 007	193
0187 NEW LENOX PCT 008	176
0188 NEW LENOX PCT 009	203
0189 NEW LENOX PCT 010	210
0190 NEW LENOX PCT 011	234
0191 NEW LENOX PCT 012	166
0192 NEW LENOX PCT 013	197
0193 NEW LENOX PCT 014	281
0194 NEW LENOX PCT 015	169
0195 NEW LENOX PCT 016	216
0196 NEW LENOX PCT 017	189
0197 NEW LENOX PCT 018	188
0198 NEW LENOX PCT 019	241
0199 NEW LENOX PCT 020	245
0200 PEOTONE PCT 001	198
0201 PEOTONE PCT 002	171
0202 PLAINFIELD PCT 001	249
0203 PLAINFIELD PCT 002	257
0204 PLAINFIELD PCT 003	164
0205 PLAINFIELD PCT 004	151
0206 PLAINFIELD PCT 005	228
0207 PLAINFIELD PCT 006	301
0208 PLAINFIELD PCT 007	373
0209 PLAINFIELD PCT 008	243
0210 PLAINFIELD PCT 009	228
0211 PLAINFIELD PCT 010	153
0212 PLAINFIELD PCT 011	139
0213 PLAINFIELD PCT 012	315
0214 PLAINFIELD PCT 013	311
0215 PLAINFIELD PCT 014	195
0216 PLAINFIELD PCT 015	200
0217 PLAINFIELD PCT 016	218
0218 PLAINFIELD PCT 017	218
0219 PLAINFIELD PCT 018	258
0220 PLAINFIELD PCT 019	258

ABSTRACT OF VOTES

WILL COUNTY, ILLINOIS
GENERAL PRIMARY ELECTION
MARCH 17, 2020
DEMOCRATIC

OFFICIAL RESULTS

REPORT-EL52

PAGE 0065

STATE'S ATTORNEY

Vote for not more than 1

01 = James W. Glasgow

VOTES PERCENT

70,323 100.00

(CONTINUED FROM PREVIOUS PAGE)

01

0221 PLAINFIELD PCT 020	253
0222 PLAINFIELD PCT 021	197
0223 PLAINFIELD PCT 022	249
0224 PLAINFIELD PCT 023	174
0225 PLAINFIELD PCT 024	195
0226 PLAINFIELD PCT 025	238
0227 PLAINFIELD PCT 026	225
0228 PLAINFIELD PCT 027	298
0229 PLAINFIELD PCT 028	240
0230 PLAINFIELD PCT 029	230
0231 PLAINFIELD PCT 030	232
0232 PLAINFIELD PCT 031	206
0233 PLAINFIELD PCT 032	215
0234 PLAINFIELD PCT 033	235
0235 PLAINFIELD PCT 034	206
0236 PLAINFIELD PCT 035	275
0237 REED PCT 001	145
0238 REED PCT 002	140
0239 REED PCT 003	121
0240 TROY PCT 001	329
0241 TROY PCT 002	259
0242 TROY PCT 003	151
0243 TROY PCT 004	201
0244 TROY PCT 005	187
0245 TROY PCT 006	172
0246 TROY PCT 007	324
0247 TROY PCT 008	353
0248 TROY PCT 009	204
0249 TROY PCT 010	193
0250 TROY PCT 011	287
0251 TROY PCT 012	240
0252 TROY PCT 013	384
0253 TROY PCT 014	237
0254 TROY PCT 015	243
0255 TROY PCT 016	281
0256 TROY PCT 017	228
0257 TROY PCT 018	222
0258 TROY PCT 019	275
0259 TROY PCT 020	249
0260 TROY PCT 021	217
0261 TROY PCT 022	95
0262 WASHINGTON PCT 001	146
0263 WASHINGTON PCT 002	173
0264 WASHINGTON PCT 003	100
0265 WESLEY PCT 001	124
0266 WHEATLAND PCT 001	389
0267 WHEATLAND PCT 002	428
0268 WHEATLAND PCT 003	275
0269 WHEATLAND PCT 004	340
0270 WHEATLAND PCT 005	303
0271 WHEATLAND PCT 006	273
0272 WHEATLAND PCT 007	246
0273 WHEATLAND PCT 008	294
0274 WHEATLAND PCT 009	360
0275 WHEATLAND PCT 010	260

ABSTRACT OF VOTES

WILL COUNTY, ILLINOIS
GENERAL PRIMARY ELECTION
MARCH 17, 2020
DEMOCRATIC

OFFICIAL RESULTS

REPORT-EL52

PAGE 0066

STATE'S ATTORNEY

Vote for not more than 1
01 = James W. Glasgow

VOTES PERCENT

70,323 100.00

(CONTINUED FROM PREVIOUS PAGE)

01

0276 WHEATLAND PCT 011	385
0277 WHEATLAND PCT 012	259
0278 WHEATLAND PCT 013	218
0279 WHEATLAND PCT 014	302
0280 WHEATLAND PCT 015	251
0281 WHEATLAND PCT 016	262
0282 WHEATLAND PCT 017	318
0283 WHEATLAND PCT 018	268
0284 WHEATLAND PCT 019	285
0285 WHEATLAND PCT 020	183
0286 WHEATLAND PCT 021	249
0287 WHEATLAND PCT 022	365
0288 WHEATLAND PCT 023	297
0289 WHEATLAND PCT 024	206
0290 WHEATLAND PCT 025	241
0291 WHEATLAND PCT 026	275
0292 WHEATLAND PCT 027	395
0293 WHEATLAND PCT 028	251
0294 WHEATLAND PCT 029	291
0295 WHEATLAND PCT 030	251
0296 WHEATLAND PCT 031	277
0297 WHEATLAND PCT 032	348
0298 WHEATLAND PCT 033	367
0299 WHEATLAND PCT 034	451
0300 WILL PCT 001	93
0301 WILMINGTON PCT 001	172
0302 WILMINGTON PCT 002	120
0303 WILMINGTON PCT 003	126
0304 WILTON PCT 001	58

=====

ABSTRACT OF VOTES

WILL COUNTY, ILLINOIS
GENERAL PRIMARY ELECTION
MARCH 17, 2020
DEMOCRATIC

OFFICIAL RESULTS

REPORT-EL52

PAGE 0067

COUNTY AUDITOR

Vote for not more than 1
01 = Kevin "Duffy" Blackburn

VOTES PERCENT

68,536 100.00

01

0001 CHANNAHON PCT 001	141
0002 CHANNAHON PCT 002	229
0003 CHANNAHON PCT 003	183
0004 CHANNAHON PCT 004	168
0005 CHANNAHON PCT 005	165
0006 CRETE PCT 001	279
0007 CRETE PCT 002	184
0008 CRETE PCT 003	177
0009 CRETE PCT 004	273
0010 CRETE PCT 005	341
0011 CRETE PCT 006	261
0012 CRETE PCT 007	300
0013 CRETE PCT 008	252
0014 CRETE PCT 009	158
0015 CRETE PCT 010	107
0016 CRETE PCT 011	125
0017 CRETE PCT 012	166
0018 CUSTER PCT 001	80
0019 DU PAGE PCT 001	321
0020 DU PAGE PCT 002	260
0021 DU PAGE PCT 003	281
0022 DU PAGE PCT 004	213
0023 DU PAGE PCT 005	232
0024 DU PAGE PCT 006	236
0025 DU PAGE PCT 007	251
0026 DU PAGE PCT 008	305
0027 DU PAGE PCT 009	237
0028 DU PAGE PCT 010	354
0029 DU PAGE PCT 011	284
0030 DU PAGE PCT 012	251
0031 DU PAGE PCT 013	325
0032 DU PAGE PCT 014	278
0033 DU PAGE PCT 015	282
0034 DU PAGE PCT 016	331
0035 DU PAGE PCT 017	339
0036 DU PAGE PCT 018	270
0037 DU PAGE PCT 019	263
0038 DU PAGE PCT 020	214
0039 DU PAGE PCT 021	276
0040 DU PAGE PCT 022	287
0041 DU PAGE PCT 023	397
0042 DU PAGE PCT 024	278
0043 DU PAGE PCT 025	248
0044 DU PAGE PCT 026	236
0045 DU PAGE PCT 027	326
0046 DU PAGE PCT 028	279
0047 DU PAGE PCT 029	328
0048 DU PAGE PCT 030	293
0049 DU PAGE PCT 031	173
0050 DU PAGE PCT 032	278
0051 DU PAGE PCT 033	221
0052 DU PAGE PCT 034	201
0053 DU PAGE PCT 035	174
0054 DU PAGE PCT 036	282
0055 DU PAGE PCT 037	188

ABSTRACT OF VOTES

WILL COUNTY, ILLINOIS
GENERAL PRIMARY ELECTION
MARCH 17, 2020
DEMOCRATIC

OFFICIAL RESULTS

REPORT-EL52

PAGE 0068

COUNTY AUDITOR

Vote for not more than 1
01 = Kevin "Duffy" Blackburn

VOTES PERCENT

68,536 100.00

(CONTINUED FROM PREVIOUS PAGE)

01

0056 FLORENCE PCT 001	69
0057 FRANKFORT PCT 001	228
0058 FRANKFORT PCT 002	191
0059 FRANKFORT PCT 003	243
0060 FRANKFORT PCT 004	169
0061 FRANKFORT PCT 005	283
0062 FRANKFORT PCT 006	172
0063 FRANKFORT PCT 007	175
0064 FRANKFORT PCT 008	174
0065 FRANKFORT PCT 009	175
0066 FRANKFORT PCT 010	261
0067 FRANKFORT PCT 011	229
0068 FRANKFORT PCT 012	187
0069 FRANKFORT PCT 013	173
0070 FRANKFORT PCT 014	211
0071 FRANKFORT PCT 015	147
0072 FRANKFORT PCT 016	223
0073 FRANKFORT PCT 017	182
0074 FRANKFORT PCT 018	178
0075 FRANKFORT PCT 019	212
0076 FRANKFORT PCT 020	172
0077 FRANKFORT PCT 021	188
0078 FRANKFORT PCT 022	204
0079 FRANKFORT PCT 023	172
0080 FRANKFORT PCT 024	245
0081 FRANKFORT PCT 025	176
0082 FRANKFORT PCT 026	196
0083 FRANKFORT PCT 027	129
0084 FRANKFORT PCT 028	252
0085 GREEN GARDEN PCT 001	144
0086 GREEN GARDEN PCT 002	149
0087 HOMER PCT 001	139
0088 HOMER PCT 002	196
0089 HOMER PCT 003	155
0090 HOMER PCT 004	160
0091 HOMER PCT 005	139
0092 HOMER PCT 006	178
0093 HOMER PCT 007	202
0094 HOMER PCT 008	173
0095 HOMER PCT 009	169
0096 HOMER PCT 010	206
0097 HOMER PCT 011	206
0098 HOMER PCT 012	153
0099 HOMER PCT 013	204
0100 HOMER PCT 014	287
0101 HOMER PCT 015	295
0102 HOMER PCT 016	178
0103 HOMER PCT 017	148
0104 HOMER PCT 018	219
0105 JACKSON PCT 001	179
0106 JACKSON PCT 002	194
0107 JOLIET PCT 001	274
0108 JOLIET PCT 002	178
0109 JOLIET PCT 003	163
0110 JOLIET PCT 004	185

ABSTRACT OF VOTES

WILL COUNTY, ILLINOIS
GENERAL PRIMARY ELECTION
MARCH 17, 2020
DEMOCRATIC

OFFICIAL RESULTS

REPORT-EL52

PAGE 0069

VOTES PERCENT

68,536 100.00

COUNTY AUDITOR

Vote for not more than 1

01 = Kevin "Duffy" Blackburn

(CONTINUED FROM PREVIOUS PAGE)

01

0111 JOLIET PCT 005	179
0112 JOLIET PCT 006	204
0113 JOLIET PCT 007	254
0114 JOLIET PCT 008	188
0115 JOLIET PCT 009	192
0116 JOLIET PCT 010	215
0117 JOLIET PCT 011	184
0118 JOLIET PCT 012	214
0119 JOLIET PCT 013	224
0120 JOLIET PCT 014	198
0121 JOLIET PCT 015	182
0122 JOLIET PCT 016	283
0123 JOLIET PCT 017	250
0124 JOLIET PCT 018	290
0125 JOLIET PCT 019	227
0126 JOLIET PCT 020	224
0127 JOLIET PCT 021	262
0128 JOLIET PCT 022	228
0129 JOLIET PCT 023	206
0130 JOLIET PCT 024	179
0131 JOLIET PCT 025	213
0132 JOLIET PCT 026	216
0133 JOLIET PCT 027	92
0134 JOLIET PCT 028	165
0135 JOLIET PCT 029	191
0136 JOLIET PCT 030	182
0137 JOLIET PCT 031	192
0138 JOLIET PCT 032	232
0139 JOLIET PCT 033	171
0140 JOLIET PCT 034	221
0141 JOLIET PCT 035	334
0142 JOLIET PCT 036	236
0143 JOLIET PCT 037	203
0144 LOCKPORT PCT 001	355
0145 LOCKPORT PCT 002	274
0146 LOCKPORT PCT 003	243
0147 LOCKPORT PCT 004	195
0148 LOCKPORT PCT 005	176
0149 LOCKPORT PCT 006	287
0150 LOCKPORT PCT 007	313
0151 LOCKPORT PCT 008	335
0152 LOCKPORT PCT 009	412
0153 LOCKPORT PCT 010	245
0154 LOCKPORT PCT 011	209
0155 LOCKPORT PCT 012	189
0156 LOCKPORT PCT 013	394
0157 LOCKPORT PCT 014	220
0158 LOCKPORT PCT 015	238
0159 LOCKPORT PCT 016	268
0160 LOCKPORT PCT 017	246
0161 LOCKPORT PCT 018	229
0162 LOCKPORT PCT 019	274
0163 LOCKPORT PCT 020	219
0164 LOCKPORT PCT 021	210
0165 LOCKPORT PCT 022	179

ABSTRACT OF VOTES

WILL COUNTY, ILLINOIS
GENERAL PRIMARY ELECTION
MARCH 17, 2020
DEMOCRATIC

OFFICIAL RESULTS

REPORT-EL52

PAGE 0070

COUNTY AUDITOR

Vote for not more than 1

01 = Kevin "Duffy" Blackburn

VOTES PERCENT

68,536 100.00

(CONTINUED FROM PREVIOUS PAGE)

01

0166 LOCKPORT PCT 023	142
0167 LOCKPORT PCT 024	178
0168 MANHATTAN PCT 001	167
0169 MANHATTAN PCT 002	220
0170 MANHATTAN PCT 003	245
0171 MANHATTAN PCT 004	184
0172 MONEE PCT 001	208
0173 MONEE PCT 002	297
0174 MONEE PCT 003	202
0175 MONEE PCT 004	260
0176 MONEE PCT 005	296
0177 MONEE PCT 006	216
0178 MONEE PCT 007	326
0179 MONEE PCT 008	159
0180 NEW LENOX PCT 001	175
0181 NEW LENOX PCT 002	143
0182 NEW LENOX PCT 003	149
0183 NEW LENOX PCT 004	127
0184 NEW LENOX PCT 005	159
0185 NEW LENOX PCT 006	130
0186 NEW LENOX PCT 007	186
0187 NEW LENOX PCT 008	169
0188 NEW LENOX PCT 009	191
0189 NEW LENOX PCT 010	203
0190 NEW LENOX PCT 011	217
0191 NEW LENOX PCT 012	159
0192 NEW LENOX PCT 013	187
0193 NEW LENOX PCT 014	272
0194 NEW LENOX PCT 015	163
0195 NEW LENOX PCT 016	210
0196 NEW LENOX PCT 017	185
0197 NEW LENOX PCT 018	186
0198 NEW LENOX PCT 019	228
0199 NEW LENOX PCT 020	231
0200 PEOTONE PCT 001	187
0201 PEOTONE PCT 002	167
0202 PLAINFIELD PCT 001	243
0203 PLAINFIELD PCT 002	249
0204 PLAINFIELD PCT 003	157
0205 PLAINFIELD PCT 004	148
0206 PLAINFIELD PCT 005	226
0207 PLAINFIELD PCT 006	295
0208 PLAINFIELD PCT 007	359
0209 PLAINFIELD PCT 008	240
0210 PLAINFIELD PCT 009	224
0211 PLAINFIELD PCT 010	152
0212 PLAINFIELD PCT 011	137
0213 PLAINFIELD PCT 012	315
0214 PLAINFIELD PCT 013	306
0215 PLAINFIELD PCT 014	190
0216 PLAINFIELD PCT 015	192
0217 PLAINFIELD PCT 016	213
0218 PLAINFIELD PCT 017	211
0219 PLAINFIELD PCT 018	254
0220 PLAINFIELD PCT 019	250

ABSTRACT OF VOTES

WILL COUNTY, ILLINOIS
GENERAL PRIMARY ELECTION
MARCH 17, 2020
DEMOCRATIC

OFFICIAL RESULTS

REPORT-EL52

PAGE 0071

COUNTY AUDITOR

Vote for not more than 1
01 = Kevin "Duffy" Blackburn

VOTES PERCENT

68,536 100.00

(CONTINUED FROM PREVIOUS PAGE)

01

0221 PLAINFIELD PCT 020	241
0222 PLAINFIELD PCT 021	198
0223 PLAINFIELD PCT 022	242
0224 PLAINFIELD PCT 023	169
0225 PLAINFIELD PCT 024	195
0226 PLAINFIELD PCT 025	233
0227 PLAINFIELD PCT 026	217
0228 PLAINFIELD PCT 027	294
0229 PLAINFIELD PCT 028	237
0230 PLAINFIELD PCT 029	225
0231 PLAINFIELD PCT 030	224
0232 PLAINFIELD PCT 031	205
0233 PLAINFIELD PCT 032	208
0234 PLAINFIELD PCT 033	223
0235 PLAINFIELD PCT 034	202
0236 PLAINFIELD PCT 035	275
0237 REED PCT 001	138
0238 REED PCT 002	141
0239 REED PCT 003	120
0240 TROY PCT 001	326
0241 TROY PCT 002	254
0242 TROY PCT 003	143
0243 TROY PCT 004	198
0244 TROY PCT 005	181
0245 TROY PCT 006	172
0246 TROY PCT 007	311
0247 TROY PCT 008	342
0248 TROY PCT 009	198
0249 TROY PCT 010	187
0250 TROY PCT 011	281
0251 TROY PCT 012	230
0252 TROY PCT 013	364
0253 TROY PCT 014	237
0254 TROY PCT 015	229
0255 TROY PCT 016	275
0256 TROY PCT 017	216
0257 TROY PCT 018	220
0258 TROY PCT 019	265
0259 TROY PCT 020	244
0260 TROY PCT 021	213
0261 TROY PCT 022	89
0262 WASHINGTON PCT 001	137
0263 WASHINGTON PCT 002	170
0264 WASHINGTON PCT 003	96
0265 WESLEY PCT 001	121
0266 WHEATLAND PCT 001	377
0267 WHEATLAND PCT 002	420
0268 WHEATLAND PCT 003	271
0269 WHEATLAND PCT 004	338
0270 WHEATLAND PCT 005	296
0271 WHEATLAND PCT 006	270
0272 WHEATLAND PCT 007	239
0273 WHEATLAND PCT 008	289
0274 WHEATLAND PCT 009	356
0275 WHEATLAND PCT 010	252

ABSTRACT OF VOTES

WILL COUNTY, ILLINOIS
GENERAL PRIMARY ELECTION
MARCH 17, 2020
DEMOCRATIC

OFFICIAL RESULTS

REPORT-EL52

PAGE 0072

COUNTY AUDITOR

Vote for not more than 1

01 = Kevin "Duffy" Blackburn

VOTES PERCENT

68,536 100.00

(CONTINUED FROM PREVIOUS PAGE)

01

0276 WHEATLAND PCT 011	378
0277 WHEATLAND PCT 012	257
0278 WHEATLAND PCT 013	213
0279 WHEATLAND PCT 014	298
0280 WHEATLAND PCT 015	245
0281 WHEATLAND PCT 016	263
0282 WHEATLAND PCT 017	312
0283 WHEATLAND PCT 018	267
0284 WHEATLAND PCT 019	278
0285 WHEATLAND PCT 020	182
0286 WHEATLAND PCT 021	245
0287 WHEATLAND PCT 022	358
0288 WHEATLAND PCT 023	295
0289 WHEATLAND PCT 024	201
0290 WHEATLAND PCT 025	240
0291 WHEATLAND PCT 026	269
0292 WHEATLAND PCT 027	389
0293 WHEATLAND PCT 028	249
0294 WHEATLAND PCT 029	283
0295 WHEATLAND PCT 030	245
0296 WHEATLAND PCT 031	277
0297 WHEATLAND PCT 032	344
0298 WHEATLAND PCT 033	365
0299 WHEATLAND PCT 034	440
0300 WILL PCT 001	88
0301 WILMINGTON PCT 001	170
0302 WILMINGTON PCT 002	116
0303 WILMINGTON PCT 003	123
0304 WILTON PCT 001	56

ABSTRACT OF VOTES

WILL COUNTY, ILLINOIS
GENERAL PRIMARY ELECTION
MARCH 17, 2020
DEMOCRATIC

OFFICIAL RESULTS

REPORT-EL52

PAGE 0073

VOTES PERCENT

CORONER

Vote for not more than 1

01 = Laurie Summers

02 = Sean Talbot

57,527 78.72
15,550 21.28

	01	02
0001 CHANNAHON PCT 001	103	47
0002 CHANNAHON PCT 002	175	70
0003 CHANNAHON PCT 003	130	62
0004 CHANNAHON PCT 004	116	56
0005 CHANNAHON PCT 005	126	51
0006 CRETE PCT 001	248	60
0007 CRETE PCT 002	163	34
0008 CRETE PCT 003	166	26
0009 CRETE PCT 004	247	56
0010 CRETE PCT 005	306	64
0011 CRETE PCT 006	249	51
0012 CRETE PCT 007	278	50
0013 CRETE PCT 008	221	48
0014 CRETE PCT 009	147	27
0015 CRETE PCT 010	111	13
0016 CRETE PCT 011	127	17
0017 CRETE PCT 012	145	28
0018 CUSTER PCT 001	70	20
0019 DU PAGE PCT 001	263	69
0020 DU PAGE PCT 002	239	46
0021 DU PAGE PCT 003	246	54
0022 DU PAGE PCT 004	188	44
0023 DU PAGE PCT 005	192	52
0024 DU PAGE PCT 006	199	54
0025 DU PAGE PCT 007	230	44
0026 DU PAGE PCT 008	264	68
0027 DU PAGE PCT 009	195	49
0028 DU PAGE PCT 010	296	82
0029 DU PAGE PCT 011	234	78
0030 DU PAGE PCT 012	208	60
0031 DU PAGE PCT 013	277	68
0032 DU PAGE PCT 014	239	55
0033 DU PAGE PCT 015	233	59
0034 DU PAGE PCT 016	281	74
0035 DU PAGE PCT 017	293	60
0036 DU PAGE PCT 018	242	52
0037 DU PAGE PCT 019	225	63
0038 DU PAGE PCT 020	193	43
0039 DU PAGE PCT 021	251	51
0040 DU PAGE PCT 022	244	73
0041 DU PAGE PCT 023	332	82
0042 DU PAGE PCT 024	235	51
0043 DU PAGE PCT 025	212	47
0044 DU PAGE PCT 026	195	58
0045 DU PAGE PCT 027	280	64
0046 DU PAGE PCT 028	223	70
0047 DU PAGE PCT 029	277	69
0048 DU PAGE PCT 030	236	72
0049 DU PAGE PCT 031	140	46
0050 DU PAGE PCT 032	238	66
0051 DU PAGE PCT 033	182	53
0052 DU PAGE PCT 034	174	38
0053 DU PAGE PCT 035	146	38
0054 DU PAGE PCT 036	234	63

ABSTRACT OF VOTES

WILL COUNTY, ILLINOIS
GENERAL PRIMARY ELECTION
MARCH 17, 2020
DEMOCRATIC

OFFICIAL RESULTS

REPORT-EL52

PAGE 0074

CORONER

Vote for not more than 1

01 = Laurie Summers

02 = Sean Talbot

VOTES PERCENT

57,527 78.72
15,550 21.28

(CONTINUED FROM PREVIOUS PAGE)

01 02

0055 DU PAGE PCT 037	164	49
0056 FLORENCE PCT 001	58	21
0057 FRANKFORT PCT 001	200	48
0058 FRANKFORT PCT 002	172	42
0059 FRANKFORT PCT 003	200	50
0060 FRANKFORT PCT 004	138	35
0061 FRANKFORT PCT 005	243	54
0062 FRANKFORT PCT 006	145	34
0063 FRANKFORT PCT 007	132	49
0064 FRANKFORT PCT 008	147	41
0065 FRANKFORT PCT 009	147	37
0066 FRANKFORT PCT 010	226	53
0067 FRANKFORT PCT 011	200	39
0068 FRANKFORT PCT 012	165	32
0069 FRANKFORT PCT 013	147	41
0070 FRANKFORT PCT 014	176	41
0071 FRANKFORT PCT 015	122	35
0072 FRANKFORT PCT 016	197	42
0073 FRANKFORT PCT 017	168	36
0074 FRANKFORT PCT 018	151	46
0075 FRANKFORT PCT 019	190	37
0076 FRANKFORT PCT 020	148	33
0077 FRANKFORT PCT 021	166	37
0078 FRANKFORT PCT 022	187	37
0079 FRANKFORT PCT 023	168	29
0080 FRANKFORT PCT 024	220	42
0081 FRANKFORT PCT 025	176	25
0082 FRANKFORT PCT 026	191	37
0083 FRANKFORT PCT 027	119	22
0084 FRANKFORT PCT 028	218	49
0085 GREEN GARDEN PCT 001	127	26
0086 GREEN GARDEN PCT 002	142	21
0087 HOMER PCT 001	119	29
0088 HOMER PCT 002	185	36
0089 HOMER PCT 003	141	35
0090 HOMER PCT 004	135	36
0091 HOMER PCT 005	128	26
0092 HOMER PCT 006	143	42
0093 HOMER PCT 007	176	38
0094 HOMER PCT 008	141	36
0095 HOMER PCT 009	142	37
0096 HOMER PCT 010	177	44
0097 HOMER PCT 011	169	43
0098 HOMER PCT 012	143	29
0099 HOMER PCT 013	166	53
0100 HOMER PCT 014	248	51
0101 HOMER PCT 015	228	85
0102 HOMER PCT 016	151	37
0103 HOMER PCT 017	118	33
0104 HOMER PCT 018	183	51
0105 JACKSON PCT 001	153	48
0106 JACKSON PCT 002	165	56
0107 JOLIET PCT 001	203	77
0108 JOLIET PCT 002	143	53

ABSTRACT OF VOTES

WILL COUNTY, ILLINOIS
GENERAL PRIMARY ELECTION
MARCH 17, 2020
DEMOCRATIC

OFFICIAL RESULTS

REPORT-EL52

PAGE 0075

VOTES PERCENT

CORONER

Vote for not more than 1

01 = Laurie Summers

02 = Sean Talbot

57,527 78.72
15,550 21.28

(CONTINUED FROM PREVIOUS PAGE)

	01	02
0109 JOLIET PCT 003	127	45
0110 JOLIET PCT 004	151	49
0111 JOLIET PCT 005	159	40
0112 JOLIET PCT 006	168	40
0113 JOLIET PCT 007	221	58
0114 JOLIET PCT 008	139	65
0115 JOLIET PCT 009	157	45
0116 JOLIET PCT 010	165	67
0117 JOLIET PCT 011	147	55
0118 JOLIET PCT 012	179	49
0119 JOLIET PCT 013	204	37
0120 JOLIET PCT 014	179	34
0121 JOLIET PCT 015	153	38
0122 JOLIET PCT 016	225	72
0123 JOLIET PCT 017	203	66
0124 JOLIET PCT 018	215	102
0125 JOLIET PCT 019	179	59
0126 JOLIET PCT 020	164	79
0127 JOLIET PCT 021	202	83
0128 JOLIET PCT 022	185	61
0129 JOLIET PCT 023	164	58
0130 JOLIET PCT 024	145	47
0131 JOLIET PCT 025	169	56
0132 JOLIET PCT 026	182	59
0133 JOLIET PCT 027	79	22
0134 JOLIET PCT 028	137	43
0135 JOLIET PCT 029	158	41
0136 JOLIET PCT 030	147	48
0137 JOLIET PCT 031	163	38
0138 JOLIET PCT 032	186	60
0139 JOLIET PCT 033	129	51
0140 JOLIET PCT 034	190	53
0141 JOLIET PCT 035	269	85
0142 JOLIET PCT 036	197	58
0143 JOLIET PCT 037	181	46
0144 LOCKPORT PCT 001	301	79
0145 LOCKPORT PCT 002	238	48
0146 LOCKPORT PCT 003	205	56
0147 LOCKPORT PCT 004	161	44
0148 LOCKPORT PCT 005	158	36
0149 LOCKPORT PCT 006	228	76
0150 LOCKPORT PCT 007	248	85
0151 LOCKPORT PCT 008	273	72
0152 LOCKPORT PCT 009	336	93
0153 LOCKPORT PCT 010	185	77
0154 LOCKPORT PCT 011	179	49
0155 LOCKPORT PCT 012	157	54
0156 LOCKPORT PCT 013	342	78
0157 LOCKPORT PCT 014	188	46
0158 LOCKPORT PCT 015	199	53
0159 LOCKPORT PCT 016	229	56
0160 LOCKPORT PCT 017	222	58
0161 LOCKPORT PCT 018	185	53
0162 LOCKPORT PCT 019	232	54

ABSTRACT OF VOTES

WILL COUNTY, ILLINOIS
GENERAL PRIMARY ELECTION
MARCH 17, 2020
DEMOCRATIC

OFFICIAL RESULTS

REPORT-EL52

PAGE 0076

VOTES PERCENT

CORONER

Vote for not more than 1

01 = Laurie Summers

02 = Sean Talbot

57,527 78.72
15,550 21.28

(CONTINUED FROM PREVIOUS PAGE)

01 02

0163 LOCKPORT PCT 020	189	43
0164 LOCKPORT PCT 021	175	48
0165 LOCKPORT PCT 022	142	50
0166 LOCKPORT PCT 023	121	30
0167 LOCKPORT PCT 024	171	31
0168 MANHATTAN PCT 001	157	31
0169 MANHATTAN PCT 002	195	50
0170 MANHATTAN PCT 003	221	51
0171 MANHATTAN PCT 004	148	53
0172 MONEE PCT 001	179	38
0173 MONEE PCT 002	277	44
0174 MONEE PCT 003	180	37
0175 MONEE PCT 004	226	57
0176 MONEE PCT 005	259	59
0177 MONEE PCT 006	211	34
0178 MONEE PCT 007	294	62
0179 MONEE PCT 008	136	36
0180 NEW LENOX PCT 001	142	38
0181 NEW LENOX PCT 002	119	30
0182 NEW LENOX PCT 003	124	37
0183 NEW LENOX PCT 004	107	34
0184 NEW LENOX PCT 005	138	27
0185 NEW LENOX PCT 006	110	27
0186 NEW LENOX PCT 007	157	49
0187 NEW LENOX PCT 008	152	27
0188 NEW LENOX PCT 009	153	48
0189 NEW LENOX PCT 010	165	46
0190 NEW LENOX PCT 011	183	42
0191 NEW LENOX PCT 012	140	36
0192 NEW LENOX PCT 013	148	46
0193 NEW LENOX PCT 014	224	74
0194 NEW LENOX PCT 015	144	38
0195 NEW LENOX PCT 016	176	49
0196 NEW LENOX PCT 017	153	39
0197 NEW LENOX PCT 018	162	41
0198 NEW LENOX PCT 019	182	67
0199 NEW LENOX PCT 020	202	50
0200 PEOTONE PCT 001	173	36
0201 PEOTONE PCT 002	135	38
0202 PLAINFIELD PCT 001	207	43
0203 PLAINFIELD PCT 002	199	65
0204 PLAINFIELD PCT 003	132	35
0205 PLAINFIELD PCT 004	126	26
0206 PLAINFIELD PCT 005	191	50
0207 PLAINFIELD PCT 006	228	76
0208 PLAINFIELD PCT 007	307	72
0209 PLAINFIELD PCT 008	196	50
0210 PLAINFIELD PCT 009	182	49
0211 PLAINFIELD PCT 010	121	47
0212 PLAINFIELD PCT 011	117	24
0213 PLAINFIELD PCT 012	251	75
0214 PLAINFIELD PCT 013	272	54
0215 PLAINFIELD PCT 014	177	39
0216 PLAINFIELD PCT 015	158	47

ABSTRACT OF VOTES

WILL COUNTY, ILLINOIS
GENERAL PRIMARY ELECTION
MARCH 17, 2020
DEMOCRATIC

OFFICIAL RESULTS

REPORT-EL52

PAGE 0077

VOTES PERCENT

CORONER

Vote for not more than 1

01 = Laurie Summers

02 = Sean Talbot

57,527 78.72

15,550 21.28

(CONTINUED FROM PREVIOUS PAGE)

01 02

0217 PLAINFIELD PCT 016	168	57
0218 PLAINFIELD PCT 017	181	48
0219 PLAINFIELD PCT 018	204	66
0220 PLAINFIELD PCT 019	193	68
0221 PLAINFIELD PCT 020	205	58
0222 PLAINFIELD PCT 021	154	49
0223 PLAINFIELD PCT 022	195	68
0224 PLAINFIELD PCT 023	142	39
0225 PLAINFIELD PCT 024	156	51
0226 PLAINFIELD PCT 025	196	47
0227 PLAINFIELD PCT 026	178	58
0228 PLAINFIELD PCT 027	246	60
0229 PLAINFIELD PCT 028	200	48
0230 PLAINFIELD PCT 029	182	50
0231 PLAINFIELD PCT 030	194	42
0232 PLAINFIELD PCT 031	166	50
0233 PLAINFIELD PCT 032	167	58
0234 PLAINFIELD PCT 033	185	53
0235 PLAINFIELD PCT 034	157	56
0236 PLAINFIELD PCT 035	209	81
0237 REED PCT 001	104	43
0238 REED PCT 002	110	40
0239 REED PCT 003	108	22
0240 TROY PCT 001	248	99
0241 TROY PCT 002	207	63
0242 TROY PCT 003	104	52
0243 TROY PCT 004	146	62
0244 TROY PCT 005	140	53
0245 TROY PCT 006	139	40
0246 TROY PCT 007	228	115
0247 TROY PCT 008	254	120
0248 TROY PCT 009	155	56
0249 TROY PCT 010	140	68
0250 TROY PCT 011	192	110
0251 TROY PCT 012	185	70
0252 TROY PCT 013	281	112
0253 TROY PCT 014	148	110
0254 TROY PCT 015	157	97
0255 TROY PCT 016	213	86
0256 TROY PCT 017	153	92
0257 TROY PCT 018	164	69
0258 TROY PCT 019	229	48
0259 TROY PCT 020	176	83
0260 TROY PCT 021	141	98
0261 TROY PCT 022	67	36
0262 WASHINGTON PCT 001	141	24
0263 WASHINGTON PCT 002	161	26
0264 WASHINGTON PCT 003	92	23
0265 WESLEY PCT 001	100	27
0266 WHEATLAND PCT 001	322	72
0267 WHEATLAND PCT 002	356	79
0268 WHEATLAND PCT 003	231	49
0269 WHEATLAND PCT 004	296	53
0270 WHEATLAND PCT 005	258	42

ABSTRACT OF VOTES

WILL COUNTY, ILLINOIS
GENERAL PRIMARY ELECTION
MARCH 17, 2020
DEMOCRATIC

OFFICIAL RESULTS

REPORT-EL52

PAGE 0078

CORONER

Vote for not more than 1

01 = Laurie Summers

02 = Sean Talbot

VOTES PERCENT

57,527 78.72
15,550 21.28

(CONTINUED FROM PREVIOUS PAGE)

01 02

0271 WHEATLAND PCT 006	230	47
0272 WHEATLAND PCT 007	203	39
0273 WHEATLAND PCT 008	237	51
0274 WHEATLAND PCT 009	317	49
0275 WHEATLAND PCT 010	215	41
0276 WHEATLAND PCT 011	335	57
0277 WHEATLAND PCT 012	219	47
0278 WHEATLAND PCT 013	167	52
0279 WHEATLAND PCT 014	253	45
0280 WHEATLAND PCT 015	213	42
0281 WHEATLAND PCT 016	204	57
0282 WHEATLAND PCT 017	286	40
0283 WHEATLAND PCT 018	231	45
0284 WHEATLAND PCT 019	247	46
0285 WHEATLAND PCT 020	152	33
0286 WHEATLAND PCT 021	210	37
0287 WHEATLAND PCT 022	286	83
0288 WHEATLAND PCT 023	246	56
0289 WHEATLAND PCT 024	180	33
0290 WHEATLAND PCT 025	207	38
0291 WHEATLAND PCT 026	225	50
0292 WHEATLAND PCT 027	339	79
0293 WHEATLAND PCT 028	213	44
0294 WHEATLAND PCT 029	226	63
0295 WHEATLAND PCT 030	177	68
0296 WHEATLAND PCT 031	235	45
0297 WHEATLAND PCT 032	280	70
0298 WHEATLAND PCT 033	310	57
0299 WHEATLAND PCT 034	396	61
0300 WILL PCT 001	86	19
0301 WILMINGTON PCT 001	139	46
0302 WILMINGTON PCT 002	97	24
0303 WILMINGTON PCT 003	108	31
0304 WILTON PCT 001	45	18

=====

ABSTRACT OF VOTES

WILL COUNTY, ILLINOIS
GENERAL PRIMARY ELECTION
MARCH 17, 2020
DEMOCRATIC

OFFICIAL RESULTS

REPORT-EL52

PAGE 0079

CHIEF EXECUTIVE OFFICER

Vote for not more than 1

01 = Jennifer Bertino-Tarrant

02 = Nick Palmer

VOTES PERCENT

51,396 68.92
23,173 31.08

	01	02
0001 CHANNAHON PCT 001	112	45
0002 CHANNAHON PCT 002	174	80
0003 CHANNAHON PCT 003	135	67
0004 CHANNAHON PCT 004	127	50
0005 CHANNAHON PCT 005	140	37
0006 CRETE PCT 001	224	81
0007 CRETE PCT 002	145	52
0008 CRETE PCT 003	141	50
0009 CRETE PCT 004	205	103
0010 CRETE PCT 005	253	115
0011 CRETE PCT 006	207	92
0012 CRETE PCT 007	219	109
0013 CRETE PCT 008	173	94
0014 CRETE PCT 009	120	54
0015 CRETE PCT 010	70	49
0016 CRETE PCT 011	88	56
0017 CRETE PCT 012	121	53
0018 CUSTER PCT 001	68	22
0019 DU PAGE PCT 001	227	110
0020 DU PAGE PCT 002	187	98
0021 DU PAGE PCT 003	191	107
0022 DU PAGE PCT 004	162	72
0023 DU PAGE PCT 005	156	90
0024 DU PAGE PCT 006	176	80
0025 DU PAGE PCT 007	175	93
0026 DU PAGE PCT 008	224	110
0027 DU PAGE PCT 009	183	73
0028 DU PAGE PCT 010	268	122
0029 DU PAGE PCT 011	219	97
0030 DU PAGE PCT 012	189	88
0031 DU PAGE PCT 013	259	90
0032 DU PAGE PCT 014	219	87
0033 DU PAGE PCT 015	217	84
0034 DU PAGE PCT 016	259	103
0035 DU PAGE PCT 017	273	90
0036 DU PAGE PCT 018	202	88
0037 DU PAGE PCT 019	210	85
0038 DU PAGE PCT 020	159	78
0039 DU PAGE PCT 021	227	79
0040 DU PAGE PCT 022	229	85
0041 DU PAGE PCT 023	314	113
0042 DU PAGE PCT 024	210	84
0043 DU PAGE PCT 025	177	92
0044 DU PAGE PCT 026	177	76
0045 DU PAGE PCT 027	243	110
0046 DU PAGE PCT 028	212	87
0047 DU PAGE PCT 029	264	96
0048 DU PAGE PCT 030	210	103
0049 DU PAGE PCT 031	124	68
0050 DU PAGE PCT 032	225	78
0051 DU PAGE PCT 033	182	56
0052 DU PAGE PCT 034	143	80
0053 DU PAGE PCT 035	137	47
0054 DU PAGE PCT 036	212	92

	01	02
0001 CHANNAHON PCT 001	112	45
0002 CHANNAHON PCT 002	174	80
0003 CHANNAHON PCT 003	135	67
0004 CHANNAHON PCT 004	127	50
0005 CHANNAHON PCT 005	140	37
0006 CRETE PCT 001	224	81
0007 CRETE PCT 002	145	52
0008 CRETE PCT 003	141	50
0009 CRETE PCT 004	205	103
0010 CRETE PCT 005	253	115
0011 CRETE PCT 006	207	92
0012 CRETE PCT 007	219	109
0013 CRETE PCT 008	173	94
0014 CRETE PCT 009	120	54
0015 CRETE PCT 010	70	49
0016 CRETE PCT 011	88	56
0017 CRETE PCT 012	121	53
0018 CUSTER PCT 001	68	22
0019 DU PAGE PCT 001	227	110
0020 DU PAGE PCT 002	187	98
0021 DU PAGE PCT 003	191	107
0022 DU PAGE PCT 004	162	72
0023 DU PAGE PCT 005	156	90
0024 DU PAGE PCT 006	176	80
0025 DU PAGE PCT 007	175	93
0026 DU PAGE PCT 008	224	110
0027 DU PAGE PCT 009	183	73
0028 DU PAGE PCT 010	268	122
0029 DU PAGE PCT 011	219	97
0030 DU PAGE PCT 012	189	88
0031 DU PAGE PCT 013	259	90
0032 DU PAGE PCT 014	219	87
0033 DU PAGE PCT 015	217	84
0034 DU PAGE PCT 016	259	103
0035 DU PAGE PCT 017	273	90
0036 DU PAGE PCT 018	202	88
0037 DU PAGE PCT 019	210	85
0038 DU PAGE PCT 020	159	78
0039 DU PAGE PCT 021	227	79
0040 DU PAGE PCT 022	229	85
0041 DU PAGE PCT 023	314	113
0042 DU PAGE PCT 024	210	84
0043 DU PAGE PCT 025	177	92
0044 DU PAGE PCT 026	177	76
0045 DU PAGE PCT 027	243	110
0046 DU PAGE PCT 028	212	87
0047 DU PAGE PCT 029	264	96
0048 DU PAGE PCT 030	210	103
0049 DU PAGE PCT 031	124	68
0050 DU PAGE PCT 032	225	78
0051 DU PAGE PCT 033	182	56
0052 DU PAGE PCT 034	143	80
0053 DU PAGE PCT 035	137	47
0054 DU PAGE PCT 036	212	92

ABSTRACT OF VOTES

WILL COUNTY, ILLINOIS
GENERAL PRIMARY ELECTION
MARCH 17, 2020
DEMOCRATIC

OFFICIAL RESULTS

REPORT-EL52

PAGE 0080

CHIEF EXECUTIVE OFFICER

Vote for not more than 1

01 = Jennifer Bertino-Tarrant
02 = Nick Palmer

VOTES PERCENT

51,396 68.92
23,173 31.08

(CONTINUED FROM PREVIOUS PAGE)

	01	02
0055 DU PAGE PCT 037	148	70
0056 FLORENCE PCT 001	44	44
0057 FRANKFORT PCT 001	169	80
0058 FRANKFORT PCT 002	141	73
0059 FRANKFORT PCT 003	195	59
0060 FRANKFORT PCT 004	129	45
0061 FRANKFORT PCT 005	201	100
0062 FRANKFORT PCT 006	120	63
0063 FRANKFORT PCT 007	116	74
0064 FRANKFORT PCT 008	121	66
0065 FRANKFORT PCT 009	131	57
0066 FRANKFORT PCT 010	186	96
0067 FRANKFORT PCT 011	166	80
0068 FRANKFORT PCT 012	125	78
0069 FRANKFORT PCT 013	135	57
0070 FRANKFORT PCT 014	142	74
0071 FRANKFORT PCT 015	103	58
0072 FRANKFORT PCT 016	170	70
0073 FRANKFORT PCT 017	130	79
0074 FRANKFORT PCT 018	130	72
0075 FRANKFORT PCT 019	159	72
0076 FRANKFORT PCT 020	129	48
0077 FRANKFORT PCT 021	136	66
0078 FRANKFORT PCT 022	145	83
0079 FRANKFORT PCT 023	137	64
0080 FRANKFORT PCT 024	205	64
0081 FRANKFORT PCT 025	129	72
0082 FRANKFORT PCT 026	163	69
0083 FRANKFORT PCT 027	102	41
0084 FRANKFORT PCT 028	172	98
0085 GREEN GARDEN PCT 001	108	45
0086 GREEN GARDEN PCT 002	106	57
0087 HOMER PCT 001	112	35
0088 HOMER PCT 002	144	74
0089 HOMER PCT 003	118	62
0090 HOMER PCT 004	113	59
0091 HOMER PCT 005	112	45
0092 HOMER PCT 006	123	62
0093 HOMER PCT 007	155	61
0094 HOMER PCT 008	119	63
0095 HOMER PCT 009	133	46
0096 HOMER PCT 010	138	81
0097 HOMER PCT 011	142	67
0098 HOMER PCT 012	115	53
0099 HOMER PCT 013	151	76
0100 HOMER PCT 014	223	74
0101 HOMER PCT 015	229	88
0102 HOMER PCT 016	131	57
0103 HOMER PCT 017	104	51
0104 HOMER PCT 018	174	61
0105 JACKSON PCT 001	94	111
0106 JACKSON PCT 002	83	146
0107 JOLIET PCT 001	214	76
0108 JOLIET PCT 002	154	47

ABSTRACT OF VOTES

WILL COUNTY, ILLINOIS
GENERAL PRIMARY ELECTION
MARCH 17, 2020
DEMOCRATIC

OFFICIAL RESULTS

REPORT-EL52

PAGE 0081

CHIEF EXECUTIVE OFFICER

Vote for not more than 1

01 = Jennifer Bertino-Tarrant
02 = Nick Palmer

VOTES PERCENT

51,396 68.92
23,173 31.08

(CONTINUED FROM PREVIOUS PAGE)

	01	02
0109 JOLIET PCT 003	116	63
0110 JOLIET PCT 004	137	66
0111 JOLIET PCT 005	142	59
0112 JOLIET PCT 006	130	81
0113 JOLIET PCT 007	188	92
0114 JOLIET PCT 008	159	48
0115 JOLIET PCT 009	146	67
0116 JOLIET PCT 010	158	77
0117 JOLIET PCT 011	153	46
0118 JOLIET PCT 012	160	72
0119 JOLIET PCT 013	156	89
0120 JOLIET PCT 014	153	62
0121 JOLIET PCT 015	126	67
0122 JOLIET PCT 016	185	113
0123 JOLIET PCT 017	198	87
0124 JOLIET PCT 018	197	141
0125 JOLIET PCT 019	165	83
0126 JOLIET PCT 020	165	85
0127 JOLIET PCT 021	201	96
0128 JOLIET PCT 022	164	88
0129 JOLIET PCT 023	158	73
0130 JOLIET PCT 024	140	57
0131 JOLIET PCT 025	155	72
0132 JOLIET PCT 026	173	71
0133 JOLIET PCT 027	74	31
0134 JOLIET PCT 028	116	69
0135 JOLIET PCT 029	106	95
0136 JOLIET PCT 030	118	77
0137 JOLIET PCT 031	128	76
0138 JOLIET PCT 032	173	80
0139 JOLIET PCT 033	130	55
0140 JOLIET PCT 034	154	92
0141 JOLIET PCT 035	240	123
0142 JOLIET PCT 036	172	91
0143 JOLIET PCT 037	129	102
0144 LOCKPORT PCT 001	282	112
0145 LOCKPORT PCT 002	225	65
0146 LOCKPORT PCT 003	183	79
0147 LOCKPORT PCT 004	144	60
0148 LOCKPORT PCT 005	155	42
0149 LOCKPORT PCT 006	235	75
0150 LOCKPORT PCT 007	272	73
0151 LOCKPORT PCT 008	269	89
0152 LOCKPORT PCT 009	352	92
0153 LOCKPORT PCT 010	188	79
0154 LOCKPORT PCT 011	156	78
0155 LOCKPORT PCT 012	153	61
0156 LOCKPORT PCT 013	322	111
0157 LOCKPORT PCT 014	184	63
0158 LOCKPORT PCT 015	187	68
0159 LOCKPORT PCT 016	194	98
0160 LOCKPORT PCT 017	190	96
0161 LOCKPORT PCT 018	161	80
0162 LOCKPORT PCT 019	192	94

ABSTRACT OF VOTES

WILL COUNTY, ILLINOIS
GENERAL PRIMARY ELECTION
MARCH 17, 2020
DEMOCRATIC

OFFICIAL RESULTS

REPORT-EL52

PAGE 0082

CHIEF EXECUTIVE OFFICER

Vote for not more than 1

01 = Jennifer Bertino-Tarrant

02 = Nick Palmer

VOTES PERCENT

51,396 68.92
23,173 31.08

(CONTINUED FROM PREVIOUS PAGE)

	01	02
0163 LOCKPORT PCT 020	175	61
0164 LOCKPORT PCT 021	167	61
0165 LOCKPORT PCT 022	112	79
0166 LOCKPORT PCT 023	111	47
0167 LOCKPORT PCT 024	129	74
0168 MANHATTAN PCT 001	103	91
0169 MANHATTAN PCT 002	136	123
0170 MANHATTAN PCT 003	166	112
0171 MANHATTAN PCT 004	119	82
0172 MONEE PCT 001	139	77
0173 MONEE PCT 002	201	118
0174 MONEE PCT 003	145	73
0175 MONEE PCT 004	184	96
0176 MONEE PCT 005	192	130
0177 MONEE PCT 006	171	80
0178 MONEE PCT 007	251	106
0179 MONEE PCT 008	118	54
0180 NEW LENOX PCT 001	136	50
0181 NEW LENOX PCT 002	100	54
0182 NEW LENOX PCT 003	112	54
0183 NEW LENOX PCT 004	95	56
0184 NEW LENOX PCT 005	128	42
0185 NEW LENOX PCT 006	94	39
0186 NEW LENOX PCT 007	136	73
0187 NEW LENOX PCT 008	118	57
0188 NEW LENOX PCT 009	140	67
0189 NEW LENOX PCT 010	159	62
0190 NEW LENOX PCT 011	183	63
0191 NEW LENOX PCT 012	137	43
0192 NEW LENOX PCT 013	138	61
0193 NEW LENOX PCT 014	201	106
0194 NEW LENOX PCT 015	120	67
0195 NEW LENOX PCT 016	161	71
0196 NEW LENOX PCT 017	145	56
0197 NEW LENOX PCT 018	140	64
0198 NEW LENOX PCT 019	166	88
0199 NEW LENOX PCT 020	163	94
0200 PEOTONE PCT 001	132	79
0201 PEOTONE PCT 002	110	69
0202 PLAINFIELD PCT 001	198	61
0203 PLAINFIELD PCT 002	214	50
0204 PLAINFIELD PCT 003	129	47
0205 PLAINFIELD PCT 004	123	36
0206 PLAINFIELD PCT 005	172	70
0207 PLAINFIELD PCT 006	244	72
0208 PLAINFIELD PCT 007	276	110
0209 PLAINFIELD PCT 008	186	70
0210 PLAINFIELD PCT 009	197	46
0211 PLAINFIELD PCT 010	135	36
0212 PLAINFIELD PCT 011	113	29
0213 PLAINFIELD PCT 012	243	92
0214 PLAINFIELD PCT 013	253	78
0215 PLAINFIELD PCT 014	175	42
0216 PLAINFIELD PCT 015	164	46

ABSTRACT OF VOTES

WILL COUNTY, ILLINOIS
GENERAL PRIMARY ELECTION
MARCH 17, 2020
DEMOCRATIC

OFFICIAL RESULTS

REPORT-EL52

PAGE 0083

CHIEF EXECUTIVE OFFICER

Vote for not more than 1

01 = Jennifer Bertino-Tarrant

02 = Nick Palmer

VOTES PERCENT

51,396 68.92
23,173 31.08

(CONTINUED FROM PREVIOUS PAGE)

	01	02
0217 PLAINFIELD PCT 016	172	63
0218 PLAINFIELD PCT 017	171	63
0219 PLAINFIELD PCT 018	189	87
0220 PLAINFIELD PCT 019	206	53
0221 PLAINFIELD PCT 020	191	79
0222 PLAINFIELD PCT 021	162	52
0223 PLAINFIELD PCT 022	201	65
0224 PLAINFIELD PCT 023	137	46
0225 PLAINFIELD PCT 024	144	68
0226 PLAINFIELD PCT 025	188	64
0227 PLAINFIELD PCT 026	197	43
0228 PLAINFIELD PCT 027	243	63
0229 PLAINFIELD PCT 028	181	70
0230 PLAINFIELD PCT 029	182	56
0231 PLAINFIELD PCT 030	185	61
0232 PLAINFIELD PCT 031	175	49
0233 PLAINFIELD PCT 032	175	58
0234 PLAINFIELD PCT 033	181	61
0235 PLAINFIELD PCT 034	168	52
0236 PLAINFIELD PCT 035	222	77
0237 REED PCT 001	84	63
0238 REED PCT 002	100	54
0239 REED PCT 003	90	40
0240 TROY PCT 001	289	72
0241 TROY PCT 002	215	59
0242 TROY PCT 003	117	38
0243 TROY PCT 004	169	50
0244 TROY PCT 005	152	49
0245 TROY PCT 006	140	43
0246 TROY PCT 007	265	85
0247 TROY PCT 008	286	101
0248 TROY PCT 009	171	45
0249 TROY PCT 010	168	48
0250 TROY PCT 011	201	119
0251 TROY PCT 012	192	71
0252 TROY PCT 013	328	83
0253 TROY PCT 014	197	70
0254 TROY PCT 015	210	59
0255 TROY PCT 016	217	95
0256 TROY PCT 017	208	51
0257 TROY PCT 018	168	69
0258 TROY PCT 019	213	80
0259 TROY PCT 020	193	75
0260 TROY PCT 021	190	50
0261 TROY PCT 022	76	31
0262 WASHINGTON PCT 001	110	42
0263 WASHINGTON PCT 002	115	67
0264 WASHINGTON PCT 003	66	43
0265 WESLEY PCT 001	72	63
0266 WHEATLAND PCT 001	307	95
0267 WHEATLAND PCT 002	234	213
0268 WHEATLAND PCT 003	175	103
0269 WHEATLAND PCT 004	253	98
0270 WHEATLAND PCT 005	196	112

ABSTRACT OF VOTES

WILL COUNTY, ILLINOIS
GENERAL PRIMARY ELECTION
MARCH 17, 2020
DEMOCRATIC

OFFICIAL RESULTS

REPORT-EL52

PAGE 0084

CHIEF EXECUTIVE OFFICER

Vote for not more than 1

01 = Jennifer Bertino-Tarrant
02 = Nick Palmer

VOTES PERCENT

51,396 68.92
23,173 31.08

(CONTINUED FROM PREVIOUS PAGE)

	01	02
0271 WHEATLAND PCT 006	151	129
0272 WHEATLAND PCT 007	168	85
0273 WHEATLAND PCT 008	178	116
0274 WHEATLAND PCT 009	182	192
0275 WHEATLAND PCT 010	156	108
0276 WHEATLAND PCT 011	265	131
0277 WHEATLAND PCT 012	181	89
0278 WHEATLAND PCT 013	129	92
0279 WHEATLAND PCT 014	153	153
0280 WHEATLAND PCT 015	158	104
0281 WHEATLAND PCT 016	179	94
0282 WHEATLAND PCT 017	204	125
0283 WHEATLAND PCT 018	169	113
0284 WHEATLAND PCT 019	142	171
0285 WHEATLAND PCT 020	114	74
0286 WHEATLAND PCT 021	149	115
0287 WHEATLAND PCT 022	229	158
0288 WHEATLAND PCT 023	196	109
0289 WHEATLAND PCT 024	162	57
0290 WHEATLAND PCT 025	197	58
0291 WHEATLAND PCT 026	215	73
0292 WHEATLAND PCT 027	300	115
0293 WHEATLAND PCT 028	196	64
0294 WHEATLAND PCT 029	217	90
0295 WHEATLAND PCT 030	186	69
0296 WHEATLAND PCT 031	205	82
0297 WHEATLAND PCT 032	228	128
0298 WHEATLAND PCT 033	264	105
0299 WHEATLAND PCT 034	294	176
0300 WILL PCT 001	71	32
0301 WILMINGTON PCT 001	116	69
0302 WILMINGTON PCT 002	72	49
0303 WILMINGTON PCT 003	94	49
0304 WILTON PCT 001	38	39

=====

DEMOCRATIC PARTY



COUNTY BOARD SUMMARY

(District 1, 3, 8, 10, 12 & 13)

LAUREN STALEY FERRY

WILL COUNTY CLERK

www.thewillcountyclerk.com

ABSTRACT OF VOTES

WILL COUNTY, ILLINOIS
GENERAL PRIMARY ELECTION
MARCH 17, 2020
DEMOCRATIC

OFFICIAL RESULTS

REPORT-EL52

PAGE 0085

VOTES PERCENT

COUNTY BOARD MEMBER DISTRICT ONE

Vote for not more than 1

01 = Sherry Newquist

5,523 100.00

	----- 01 -----
0006 CRETE PCT 001	283
0007 CRETE PCT 002	190
0008 CRETE PCT 003	187
0009 CRETE PCT 004	282
0010 CRETE PCT 005	347
0011 CRETE PCT 006	261
0012 CRETE PCT 007	309
0013 CRETE PCT 008	257
0014 CRETE PCT 009	163
0015 CRETE PCT 010	112
0016 CRETE PCT 011	134
0017 CRETE PCT 012	170
0172 MONEE PCT 001	201
0173 MONEE PCT 002	288
0174 MONEE PCT 003	208
0175 MONEE PCT 004	265
0176 MONEE PCT 005	299
0177 MONEE PCT 006	217
0178 MONEE PCT 007	321
0179 MONEE PCT 008	158
0200 PEOTONE PCT 001	192
0201 PEOTONE PCT 002	173
0262 WASHINGTON PCT 001	146
0263 WASHINGTON PCT 002	173
0264 WASHINGTON PCT 003	96
0300 WILL PCT 001	91

Total Democratic Ballots Cast
for County Board District 1

6,614

=====

ABSTRACT OF VOTES

WILL COUNTY, ILLINOIS
GENERAL PRIMARY ELECTION
MARCH 17, 2020
DEMOCRATIC

OFFICIAL RESULTS

REPORT-EL52

PAGE 0086

COUNTY BOARD MEMBER DISTRICT THREE

Vote for not more than 2

01 = Richard (Rick) Gougis III

02 = Margaret Tyson

VOTES PERCENT

VOTES PERCENT

1,934 22.40

4,427 51.27

03 = Joel Brown

2,273 26.33

	01	02	03
0027 DU PAGE PCT 009	60	183	92
0032 DU PAGE PCT 014	81	219	139
0033 DU PAGE PCT 015	87	223	133
0041 DU PAGE PCT 023	104	309	183
0047 DU PAGE PCT 029	101	260	119
0049 DU PAGE PCT 031	43	137	86
0050 DU PAGE PCT 032	126	225	105
0051 DU PAGE PCT 033	89	175	84
0053 DU PAGE PCT 035	66	129	64
0054 DU PAGE PCT 036	133	216	105
0055 DU PAGE PCT 037	85	157	75
0145 LOCKPORT PCT 002	119	209	98
0146 LOCKPORT PCT 003	97	174	94
0147 LOCKPORT PCT 004	93	139	69
0149 LOCKPORT PCT 006	81	221	119
0150 LOCKPORT PCT 007	142	231	107
0151 LOCKPORT PCT 008	103	258	129
0212 PLAINFIELD PCT 011	34	106	46
0284 WHEATLAND PCT 019	54	258	114
0287 WHEATLAND PCT 022	124	277	141
0292 WHEATLAND PCT 027	112	321	171

Total Democratic Ballots Cast
for County Board District 3

6,677

0027 DU PAGE PCT 009 60 183 92
0032 DU PAGE PCT 014 81 219 139
0033 DU PAGE PCT 015 87 223 133
0041 DU PAGE PCT 023 104 309 183
0047 DU PAGE PCT 029 101 260 119
0049 DU PAGE PCT 031 43 137 86
0050 DU PAGE PCT 032 126 225 105
0051 DU PAGE PCT 033 89 175 84
0053 DU PAGE PCT 035 66 129 64
0054 DU PAGE PCT 036 133 216 105
0055 DU PAGE PCT 037 85 157 75
0145 LOCKPORT PCT 002 119 209 98
0146 LOCKPORT PCT 003 97 174 94
0147 LOCKPORT PCT 004 93 139 69
0149 LOCKPORT PCT 006 81 221 119
0150 LOCKPORT PCT 007 142 231 107
0151 LOCKPORT PCT 008 103 258 129
0212 PLAINFIELD PCT 011 34 106 46
0284 WHEATLAND PCT 019 54 258 114
0287 WHEATLAND PCT 022 124 277 141
0292 WHEATLAND PCT 027 112 321 171

COUNTY BOARD MEMBER DISTRICT EIGHT

Vote for not more than 2

01 = Denise Winfrey

02 = Herbert Brooks, Jr

VOTES PERCENT

3,769 55.99
2,962 44.01-----
01 02

0111 JOLIET PCT 005	145	133
0112 JOLIET PCT 006	155	132
0113 JOLIET PCT 007	195	181
0119 JOLIET PCT 013	175	115
0120 JOLIET PCT 014	146	112
0121 JOLIET PCT 015	145	93
0122 JOLIET PCT 016	215	201
0130 JOLIET PCT 024	144	105
0131 JOLIET PCT 025	184	121
0132 JOLIET PCT 026	191	122
0133 JOLIET PCT 027	68	56
0134 JOLIET PCT 028	141	114
0135 JOLIET PCT 029	156	112
0136 JOLIET PCT 030	150	109
0137 JOLIET PCT 031	150	104
0138 JOLIET PCT 032	179	168
0140 JOLIET PCT 034	179	153
0141 JOLIET PCT 035	267	217
0142 JOLIET PCT 036	210	170
0143 JOLIET PCT 037	179	147
0257 TROY PCT 018	181	126
0258 TROY PCT 019	214	171

=====

Total Democratic Ballots Cast
for County Board District 8**5,441**

ABSTRACT OF VOTES

WILL COUNTY, ILLINOIS
GENERAL PRIMARY ELECTION
MARCH 17, 2020
DEMOCRATIC

OFFICIAL RESULTS

REPORT-EL52

PAGE 0088

COUNTY BOARD MEMBER DISTRICT TEN

Vote for not more than 2

01 = Natalie Coleman

02 = Tyler J. Marcum

VOTES PERCENT

4,487 62.99
2,636 37.01

01 02

0123 JOLIET PCT 017	199	156
0124 JOLIET PCT 018	213	232
0126 JOLIET PCT 020	187	117
0127 JOLIET PCT 021	220	161
0128 JOLIET PCT 022	202	126
0129 JOLIET PCT 023	183	103
0226 PLAINFIELD PCT 025	205	69
0227 PLAINFIELD PCT 026	210	72
0228 PLAINFIELD PCT 027	268	111
0229 PLAINFIELD PCT 028	210	91
0230 PLAINFIELD PCT 029	206	92
0236 PLAINFIELD PCT 035	256	98
0240 TROY PCT 001	318	116
0241 TROY PCT 002	220	96
0243 TROY PCT 004	166	93
0244 TROY PCT 005	146	112
0247 TROY PCT 008	287	187
0248 TROY PCT 009	171	95
0250 TROY PCT 011	206	191
0251 TROY PCT 012	179	144
0255 TROY PCT 016	235	174

=====

Total Democratic Ballots Cast
for County Board District 10

6,149

COUNTY BOARD MEMBER DISTRICT TWELVE

Vote for not more than 2

01 = Erin Moncek

02 = JoAnne Hamilton-Gunkel

VOTES PERCENT

3,906 50.87
3,773 49.13

01 02

0057 FRANKFORT PCT 001	165	186
0058 FRANKFORT PCT 002	154	151
0060 FRANKFORT PCT 004	134	115
0061 FRANKFORT PCT 005	229	217
0062 FRANKFORT PCT 006	124	129
0063 FRANKFORT PCT 007	151	113
0068 FRANKFORT PCT 012	130	152
0069 FRANKFORT PCT 013	134	130
0073 FRANKFORT PCT 017	161	153
0183 NEW LENOX PCT 004	99	101
0184 NEW LENOX PCT 005	117	117
0185 NEW LENOX PCT 006	102	94
0186 NEW LENOX PCT 007	141	157
0187 NEW LENOX PCT 008	143	130
0188 NEW LENOX PCT 009	150	142
0189 NEW LENOX PCT 010	168	148
0190 NEW LENOX PCT 011	174	170
0191 NEW LENOX PCT 012	123	124
0192 NEW LENOX PCT 013	151	150
0193 NEW LENOX PCT 014	211	219
0194 NEW LENOX PCT 015	130	129
0195 NEW LENOX PCT 016	166	158
0196 NEW LENOX PCT 017	139	136
0197 NEW LENOX PCT 018	147	132
0198 NEW LENOX PCT 019	185	162
0199 NEW LENOX PCT 020	178	158

Total Democratic Ballots Cast
for County Board District 12

6,109

ABSTRACT OF VOTES

WILL COUNTY, ILLINOIS
GENERAL PRIMARY ELECTION
MARCH 17, 2020
DEMOCRATIC

OFFICIAL RESULTS

REPORT-EL52

PAGE 0090

COUNTY BOARD MEMBER DISTRICT THIRTEEN

VOTES PERCENT

Vote for not more than 2

01 = Mark Ferry

3,437 47.21

02 = Mica Freeman

3,843 52.79

	01	02
0052 DU PAGE PCT 034	156	154
0144 LOCKPORT PCT 001	294	259
0152 LOCKPORT PCT 009	292	290
0206 PLAINFIELD PCT 005	108	139
0207 PLAINFIELD PCT 006	151	204
0208 PLAINFIELD PCT 007	209	243
0213 PLAINFIELD PCT 012	176	207
0216 PLAINFIELD PCT 015	123	150
0217 PLAINFIELD PCT 016	143	156
0218 PLAINFIELD PCT 017	116	153
0219 PLAINFIELD PCT 018	160	163
0220 PLAINFIELD PCT 019	112	199
0221 PLAINFIELD PCT 020	144	194
0222 PLAINFIELD PCT 021	143	132
0223 PLAINFIELD PCT 022	146	174
0224 PLAINFIELD PCT 023	112	108
0225 PLAINFIELD PCT 024	131	125
0231 PLAINFIELD PCT 030	156	153
0232 PLAINFIELD PCT 031	114	137
0233 PLAINFIELD PCT 032	126	152
0234 PLAINFIELD PCT 033	156	136
0291 WHEATLAND PCT 026	169	215

Total Democratic Ballots Cast
for County Board District 13

6,342

DEMOCRATIC PARTY



PRECINCT COMMITTEE PERSONS SUMMARY

LAUREN STALEY FERRY

WILL COUNTY CLERK

www.thewillcountyclerk.com

ELECTION SUMMARY

WILL COUNTY, ILLINOIS
GENERAL PRIMARY ELECTION
MARCH 17, 2020
DEMOCRATIC

OFFICIAL RESULTS

RUN DATE:04/01/20 01:47 PM

REPORT-EL45A PAGE 001

	TOTAL VOTES	%	VOTE BY MAIL	EARLY VOTING	ELECTION DAY	PROVISIONAL	POSTMARK VBM
COMMITTEEPERSON CHANNAHON PCT 001							
Vote for not more than 1							
Shane Bulian	139	100.00	3	40	94	1	1
COMMITTEEPERSON CHANNAHON PCT 002							
Vote for not more than 1							
NO CANDIDATE FILED	0		0	0	0	0	0
WRITE-IN.	18	100.00	2	6	10	0	0
COMMITTEEPERSON CHANNAHON PCT 003							
Vote for not more than 1							
Gene (Boomer) Frederick.	178	100.00	17	43	111	0	7
COMMITTEEPERSON CHANNAHON PCT 004							
Vote for not more than 1							
Jennifer Brenner	161	100.00	15	41	104	0	1
COMMITTEEPERSON CHANNAHON PCT 005							
Vote for not more than 1							
Burke Schuster.	163	100.00	7	27	124	1	4
COMMITTEEPERSON CRETE PCT 001							
Vote for not more than 1							
Diane R. Gonnigan.	286	100.00	8	31	239	0	8
COMMITTEEPERSON CRETE PCT 002							
Vote for not more than 1							
Brandon Roberts	191	100.00	11	23	154	0	3
COMMITTEEPERSON CRETE PCT 003							
Vote for not more than 1							
Sherry Newquist	187	100.00	6	34	140	0	7
COMMITTEEPERSON CRETE PCT 004							
Vote for not more than 1							
NO CANDIDATE FILED	0		0	0	0	0	0
COMMITTEEPERSON CRETE PCT 005							
Vote for not more than 1							
NO CANDIDATE FILED	0		0	0	0	0	0
COMMITTEEPERSON CRETE PCT 006							
Vote for not more than 1							
NO CANDIDATE FILED	0		0	0	0	0	0

ELECTION SUMMARY

WILL COUNTY, ILLINOIS
GENERAL PRIMARY ELECTION
MARCH 17, 2020
DEMOCRATIC

OFFICIAL RESULTS

RUN DATE:04/01/20 01:47 PM

REPORT-EL45A PAGE 002

	TOTAL VOTES	%	VOTE BY MAIL	EARLY VOTING	ELECTION DAY	PROVISIONAL	POSTMARK	VBM
COMMITTEEPERSON CRETE PCT 007								
Vote for not more than 1								
NO CANDIDATE FILED	0		0	0	0	0		0
COMMITTEEPERSON CRETE PCT 008								
Vote for not more than 1								
Jackie McKethen	249	100.00	10	32	198	1		8
COMMITTEEPERSON CRETE PCT 009								
Vote for not more than 1								
NO CANDIDATE FILED	0		0	0	0	0		0
COMMITTEEPERSON CRETE PCT 010								
Vote for not more than 1								
NO CANDIDATE FILED	0		0	0	0	0		0
COMMITTEEPERSON CRETE PCT 011								
Vote for not more than 1								
Laurie Summers.	137	100.00	9	17	102	0		9
COMMITTEEPERSON CRETE PCT 012								
Vote for not more than 1								
NO CANDIDATE FILED	0		0	0	0	0		0
COMMITTEEPERSON CUSTER PCT 001								
Vote for not more than 1								
Gloria Weidner.	80	100.00	2	4	72	0		2
COMMITTEEPERSON DU PAGE PCT 001								
Vote for not more than 1								
NO CANDIDATE FILED	0		0	0	0	0		0
COMMITTEEPERSON DU PAGE PCT 002								
Vote for not more than 1								
Edward Crotty	263	100.00	11	94	140	0		18
COMMITTEEPERSON DU PAGE PCT 003								
Vote for not more than 1								
Mark R. Rice	282	100.00	11	106	156	0		9
COMMITTEEPERSON DU PAGE PCT 004								
Vote for not more than 1								
ElNALYN Costa	212	100.00	9	62	134	0		7

ELECTION SUMMARY

WILL COUNTY, ILLINOIS
GENERAL PRIMARY ELECTION
MARCH 17, 2020
DEMOCRATIC

OFFICIAL RESULTS

RUN DATE:04/01/20 01:47 PM

REPORT-EL45A PAGE 003

	TOTAL VOTES	%	VOTE BY MAIL	EARLY VOTING	ELECTION DAY	PROVISIONAL	POSTMARK	VBM
COMMITTEEPERSON DU PAGE PCT 005								
Vote for not more than 1								
Gary Marschke	231	100.00	5	88	125	0		13
COMMITTEEPERSON DU PAGE PCT 006								
Vote for not more than 1								
Norman L. Brown	245	100.00	12	96	131	0		6
COMMITTEEPERSON DU PAGE PCT 007								
Vote for not more than 1								
NO CANDIDATE FILED	0		0	0	0	0		0
COMMITTEEPERSON DU PAGE PCT 008								
Vote for not more than 1								
Karina A Lopez-Carrillo.	193	58.13	1	67	123	0		2
Gwenda Jenkins.	139	41.87	1	53	82	1		2
COMMITTEEPERSON DU PAGE PCT 009								
Vote for not more than 1								
NO CANDIDATE FILED	0		0	0	0	0		0
COMMITTEEPERSON DU PAGE PCT 010								
Vote for not more than 1								
Joanne Rodriguez	370	100.00	17	159	183	0		11
COMMITTEEPERSON DU PAGE PCT 011								
Vote for not more than 1								
Kyle Mac Donald	290	100.00	15	129	137	0		9
COMMITTEEPERSON DU PAGE PCT 012								
Vote for not more than 1								
Anthony Brown	204	74.73	10	84	108	0		2
Scott Bovyn.	69	25.27	3	20	42	0		4
COMMITTEEPERSON DU PAGE PCT 013								
Vote for not more than 1								
Debra "Debi" Savage	329	100.00	22	108	191	0		8
COMMITTEEPERSON DU PAGE PCT 014								
Vote for not more than 1								
Sabrina Ray.	279	100.00	15	108	149	0		7
COMMITTEEPERSON DU PAGE PCT 015								
Vote for not more than 1								
Thomas E. Braxton, Jr.	281	100.00	10	93	164	0		14

ELECTION SUMMARY

WILL COUNTY, ILLINOIS
GENERAL PRIMARY ELECTION
MARCH 17, 2020
DEMOCRATIC

OFFICIAL RESULTS

RUN DATE:04/01/20 01:47 PM

REPORT-EL45A PAGE 004

	TOTAL VOTES	%	VOTE BY MAIL	EARLY VOTING	ELECTION DAY	PROVISIONAL	POSTMARK	VBM
COMMITTEEPERSON DU PAGE PCT 016								
Vote for not more than 1								
Jacqueline L. Traynere	338	100.00	17	123	192	0		6
COMMITTEEPERSON DU PAGE PCT 017								
Vote for not more than 1								
Kenneth Harris.	343	100.00	5	112	216	1		9
COMMITTEEPERSON DU PAGE PCT 018								
Vote for not more than 1								
Maripat Oliver.	277	100.00	7	115	148	0		7
COMMITTEEPERSON DU PAGE PCT 019								
Vote for not more than 1								
NO CANDIDATE FILED	0		0	0	0	0		0
COMMITTEEPERSON DU PAGE PCT 020								
Vote for not more than 1								
NO CANDIDATE FILED	0		0	0	0	0		0
WRITE-IN.	19	100.00	0	9	10	0		0
COMMITTEEPERSON DU PAGE PCT 021								
Vote for not more than 1								
Charlotte Droogan.	280	100.00	7	87	184	0		2
COMMITTEEPERSON DU PAGE PCT 022								
Vote for not more than 1								
Clare J. Foster	293	100.00	12	89	184	0		8
COMMITTEEPERSON DU PAGE PCT 023								
Vote for not more than 1								
Gloria Andrews.	397	100.00	17	143	227	0		10
COMMITTEEPERSON DU PAGE PCT 024								
Vote for not more than 1								
Ruby Lofton.	279	100.00	9	118	142	0		10
COMMITTEEPERSON DU PAGE PCT 025								
Vote for not more than 1								
NO CANDIDATE FILED	0		0	0	0	0		0
COMMITTEEPERSON DU PAGE PCT 026								
Vote for not more than 1								
James P. Bastounes	240	100.00	4	76	156	0		4

ELECTION SUMMARY

WILL COUNTY, ILLINOIS
GENERAL PRIMARY ELECTION
MARCH 17, 2020
DEMOCRATIC

OFFICIAL RESULTS

RUN DATE:04/01/20 01:47 PM

REPORT-EL45A PAGE 005

	TOTAL VOTES	%	VOTE BY MAIL	EARLY VOTING	ELECTION DAY	PROVISIONAL	POSTMARK	VBM
COMMITTEEPERSON DU PAGE PCT 027								
Vote for not more than 1								
Charla Sirtoff.	330	100.00	3	137	185	0		5
COMMITTEEPERSON DU PAGE PCT 028								
Vote for not more than 1								
NO CANDIDATE FILED	0		0	0	0	0		0
COMMITTEEPERSON DU PAGE PCT 029								
Vote for not more than 1								
Kevin Bramwell.	332	100.00	8	83	227	0		14
COMMITTEEPERSON DU PAGE PCT 030								
Vote for not more than 1								
Daryl A Parks	304	100.00	7	108	177	0		12
COMMITTEEPERSON DU PAGE PCT 031								
Vote for not more than 1								
Terri L Ransom.	169	100.00	3	50	112	0		4
COMMITTEEPERSON DU PAGE PCT 032								
Vote for not more than 1								
NO CANDIDATE FILED	0		0	0	0	0		0
COMMITTEEPERSON DU PAGE PCT 033								
Vote for not more than 1								
NO CANDIDATE FILED	0		0	0	0	0		0
COMMITTEEPERSON DU PAGE PCT 034								
Vote for not more than 1								
John "Jack" McNamara.	192	100.00	16	30	133	0		13
COMMITTEEPERSON DU PAGE PCT 035								
Vote for not more than 1								
Joel Brown	173	100.00	4	28	139	0		2
COMMITTEEPERSON DU PAGE PCT 036								
Vote for not more than 1								
James McConachie	284	100.00	17	38	217	0		12
COMMITTEEPERSON DU PAGE PCT 037								
Vote for not more than 1								
Adriana Trejo	205	100.00	3	19	174	0		9

ELECTION SUMMARY

WILL COUNTY, ILLINOIS
GENERAL PRIMARY ELECTION
MARCH 17, 2020
DEMOCRATIC

OFFICIAL RESULTS

RUN DATE:04/01/20 01:47 PM

REPORT-EL45A PAGE 006

	TOTAL VOTES	%	VOTE BY MAIL	EARLY VOTING	ELECTION DAY	PROVISIONAL	POSTMARK	VBM
COMMITTEEPERSON FLORENCE PCT 001								
Vote for not more than 1								
NO CANDIDATE FILED	0		0	0	0	0		0
WRITE-IN.	3	100.00	0	0	3	0		0
COMMITTEEPERSON FRANKFORT PCT 001								
Vote for not more than 1								
Michael A Kilburg.	221	100.00	15	50	147	1		8
COMMITTEEPERSON FRANKFORT PCT 002								
Vote for not more than 1								
NO CANDIDATE FILED	0		0	0	0	0		0
WRITE-IN.	22	100.00	0	15	7	0		0
COMMITTEEPERSON FRANKFORT PCT 003								
Vote for not more than 1								
NO CANDIDATE FILED	0		0	0	0	0		0
COMMITTEEPERSON FRANKFORT PCT 004								
Vote for not more than 1								
NO CANDIDATE FILED	0		0	0	0	0		0
WRITE-IN.	23	100.00	0	6	14	0		3
COMMITTEEPERSON FRANKFORT PCT 005								
Vote for not more than 1								
John Sanchez	290	100.00	19	75	185	0		11
COMMITTEEPERSON FRANKFORT PCT 006								
Vote for not more than 1								
NO CANDIDATE FILED	0		0	0	0	0		0
COMMITTEEPERSON FRANKFORT PCT 007								
Vote for not more than 1								
Mark A. Cerkenik.	176	100.00	7	51	110	0		8
COMMITTEEPERSON FRANKFORT PCT 008								
Vote for not more than 1								
NO CANDIDATE FILED	0		0	0	0	0		0
COMMITTEEPERSON FRANKFORT PCT 009								
Vote for not more than 1								
H. Ronald Hartman.	177	100.00	9	47	116	0		5
COMMITTEEPERSON FRANKFORT PCT 010								
Vote for not more than 1								
NO CANDIDATE FILED	0		0	0	0	0		0

ELECTION SUMMARY

WILL COUNTY, ILLINOIS
GENERAL PRIMARY ELECTION
MARCH 17, 2020
DEMOCRATIC

OFFICIAL RESULTS

RUN DATE:04/01/20 01:47 PM

REPORT-EL45A PAGE 007

	TOTAL VOTES	%	VOTE BY MAIL	EARLY VOTING	ELECTION DAY	PROVISIONAL	POSTMARK	VBM
COMMITTEEPERSON FRANKFORT PCT 011								
Vote for not more than 1								
Susan G. Myers.	115	51.34	10	24	77	0		4
Emily Knutson	109	48.66	3	30	69	0		7
COMMITTEEPERSON FRANKFORT PCT 012								
Vote for not more than 1								
Mary Louise Knoerzer.	189	100.00	4	46	129	0		10
COMMITTEEPERSON FRANKFORT PCT 013								
Vote for not more than 1								
Mary Beth Windberg	176	100.00	9	47	106	0		14
COMMITTEEPERSON FRANKFORT PCT 014								
Vote for not more than 1								
NO CANDIDATE FILED	0		0	0	0	0		0
WRITE-IN.	25	100.00	0	5	20	0		0
COMMITTEEPERSON FRANKFORT PCT 015								
Vote for not more than 1								
Megan Kylie Mata	150	100.00	10	21	114	0		5
COMMITTEEPERSON FRANKFORT PCT 016								
Vote for not more than 1								
NO CANDIDATE FILED	0		0	0	0	0		0
COMMITTEEPERSON FRANKFORT PCT 017								
Vote for not more than 1								
NO CANDIDATE FILED	0		0	0	0	0		0
COMMITTEEPERSON FRANKFORT PCT 018								
Vote for not more than 1								
Chad Bell	179	100.00	9	27	140	0		3
COMMITTEEPERSON FRANKFORT PCT 019								
Vote for not more than 1								
NO CANDIDATE FILED	0		0	0	0	0		0
COMMITTEEPERSON FRANKFORT PCT 020								
Vote for not more than 1								
Jeanine Rosell.	177	100.00	11	23	134	0		9
COMMITTEEPERSON FRANKFORT PCT 021								
Vote for not more than 1								
NO CANDIDATE FILED	0		0	0	0	0		0
WRITE-IN.	12	100.00	3	1	8	0		0

ELECTION SUMMARY

WILL COUNTY, ILLINOIS
GENERAL PRIMARY ELECTION
MARCH 17, 2020
DEMOCRATIC

OFFICIAL RESULTS

RUN DATE:04/01/20 01:47 PM

REPORT-EL45A PAGE 008

	TOTAL VOTES	%	VOTE BY MAIL	EARLY VOTING	ELECTION DAY	PROVISIONAL	POSTMARK	VBM
COMMITTEEPERSON FRANKFORT PCT 022								
Vote for not more than 1								
Emily Biegel	210	100.00	24	75	99	0		12
COMMITTEEPERSON FRANKFORT PCT 023								
Vote for not more than 1								
NO CANDIDATE FILED	0		0	0	0	0		0
COMMITTEEPERSON FRANKFORT PCT 024								
Vote for not more than 1								
Amanda L Koch	256	100.00	9	54	179	0		14
COMMITTEEPERSON FRANKFORT PCT 025								
Vote for not more than 1								
Heather J. Carlasare.	184	100.00	7	44	125	0		8
COMMITTEEPERSON FRANKFORT PCT 026								
Vote for not more than 1								
NO CANDIDATE FILED	0		0	0	0	0		0
COMMITTEEPERSON FRANKFORT PCT 027								
Vote for not more than 1								
James Gutierrez	128	100.00	9	34	83	0		2
COMMITTEEPERSON FRANKFORT PCT 028								
Vote for not more than 1								
Michael Reda	167	66.80	7	32	125	1		2
Fargo Stone.	83	33.20	8	19	53	0		3
COMMITTEEPERSON GREEN GARDEN PCT 001								
Vote for not more than 1								
Michael P Flanagan	129	100.00	9	21	96	0		3
COMMITTEEPERSON GREEN GARDEN PCT 002								
Vote for not more than 1								
John R Valone	143	100.00	9	27	101	0		6
COMMITTEEPERSON HOMER PCT 001								
Vote for not more than 1								
NO CANDIDATE FILED	0		0	0	0	0		0
COMMITTEEPERSON HOMER PCT 002								
Vote for not more than 1								
NO CANDIDATE FILED	0		0	0	0	0		0

ELECTION SUMMARY

WILL COUNTY, ILLINOIS
GENERAL PRIMARY ELECTION
MARCH 17, 2020
DEMOCRATIC

OFFICIAL RESULTS

RUN DATE:04/01/20 01:47 PM

REPORT-EL45A PAGE 009

	TOTAL VOTES	%	VOTE BY MAIL	EARLY VOTING	ELECTION DAY	PROVISIONAL	POSTMARK	VBM
COMMITTEEPERSON HOMER PCT 003								
Vote for not more than 1								
John K Biederman	160	100.00	11	40	102	0		7
COMMITTEEPERSON HOMER PCT 004								
Vote for not more than 1								
NO CANDIDATE FILED	0		0	0	0	0		0
WRITE-IN.	5	100.00	0	2	3	0		0
COMMITTEEPERSON HOMER PCT 005								
Vote for not more than 1								
NO CANDIDATE FILED	0		0	0	0	0		0
COMMITTEEPERSON HOMER PCT 006								
Vote for not more than 1								
NO CANDIDATE FILED	0		0	0	0	0		0
COMMITTEEPERSON HOMER PCT 007								
Vote for not more than 1								
NO CANDIDATE FILED	0		0	0	0	0		0
COMMITTEEPERSON HOMER PCT 008								
Vote for not more than 1								
NO CANDIDATE FILED	0		0	0	0	0		0
COMMITTEEPERSON HOMER PCT 009								
Vote for not more than 1								
NO CANDIDATE FILED	0		0	0	0	0		0
COMMITTEEPERSON HOMER PCT 010								
Vote for not more than 1								
Brandon E Voight	205	100.00	22	42	134	0		7
COMMITTEEPERSON HOMER PCT 011								
Vote for not more than 1								
NO CANDIDATE FILED	0		0	0	0	0		0
COMMITTEEPERSON HOMER PCT 012								
Vote for not more than 1								
Kyle P. Killacky	151	100.00	7	31	107	0		6
COMMITTEEPERSON HOMER PCT 013								
Vote for not more than 1								
NO CANDIDATE FILED	0		0	0	0	0		0

ELECTION SUMMARY

WILL COUNTY, ILLINOIS
GENERAL PRIMARY ELECTION
MARCH 17, 2020
DEMOCRATIC

OFFICIAL RESULTS

RUN DATE:04/01/20 01:47 PM

REPORT-EL45A PAGE 010

	TOTAL VOTES	%	VOTE BY MAIL	EARLY VOTING	ELECTION DAY	PROVISIONAL	POSTMARK	VBM
COMMITTEEPERSON HOMER PCT 014								
Vote for not more than 1								
Andrew Englebrecht	285	100.00	9	53	212	0		11
COMMITTEEPERSON HOMER PCT 015								
Vote for not more than 1								
NO CANDIDATE FILED	0		0	0	0	0		0
COMMITTEEPERSON HOMER PCT 016								
Vote for not more than 1								
NO CANDIDATE FILED	0		0	0	0	0		0
COMMITTEEPERSON HOMER PCT 017								
Vote for not more than 1								
NO CANDIDATE FILED	0		0	0	0	0		0
COMMITTEEPERSON HOMER PCT 018								
Vote for not more than 1								
David P Butcher	220	100.00	16	42	150	1		11
COMMITTEEPERSON JACKSON PCT 001								
Vote for not more than 1								
Paul F. Buss	191	100.00	11	38	133	0		9
COMMITTEEPERSON JACKSON PCT 002								
Vote for not more than 1								
Lawrence M. Walsh.	216	100.00	11	55	139	1		10
COMMITTEEPERSON JOLIET PCT 001								
Vote for not more than 1								
Christine Lunningham.	271	100.00	11	50	200	1		9
COMMITTEEPERSON JOLIET PCT 002								
Vote for not more than 1								
Brian C. Hertzmann	175	100.00	18	31	123	0		3
COMMITTEEPERSON JOLIET PCT 003								
Vote for not more than 1								
Georgene Jaback	160	100.00	5	21	130	0		4
COMMITTEEPERSON JOLIET PCT 004								
Vote for not more than 1								
Alicia Morales.	138	69.35	4	25	109	0		0
Don Duck Dickinson	61	30.65	5	13	39	0		4

ELECTION SUMMARY

WILL COUNTY, ILLINOIS
GENERAL PRIMARY ELECTION
MARCH 17, 2020
DEMOCRATIC

OFFICIAL RESULTS

RUN DATE:04/01/20 01:47 PM

REPORT-EL45A PAGE 011

	TOTAL VOTES	%	VOTE BY MAIL	EARLY VOTING	ELECTION DAY	PROVISIONAL	POSTMARK	VBM
COMMITTEEPERSON JOLIET PCT 005								
Vote for not more than 1								
NO CANDIDATE FILED	0		0	0	0	0		0
COMMITTEEPERSON JOLIET PCT 006								
Vote for not more than 1								
Garland L. Mays	212	100.00	8	85	115	0		4
COMMITTEEPERSON JOLIET PCT 007								
Vote for not more than 1								
Henry T Martin Jr.	165	59.35	5	39	120	0		1
Angel Contreras	113	40.65	1	27	83	0		2
COMMITTEEPERSON JOLIET PCT 008								
Vote for not more than 1								
Betty J. Washington	199	100.00	13	48	128	0		10
COMMITTEEPERSON JOLIET PCT 009								
Vote for not more than 1								
Donald F. Seeman	190	98.45	9	24	152	1		4
WRITE-IN.	3	1.55	1	1	1	0		0
COMMITTEEPERSON JOLIET PCT 010								
Vote for not more than 1								
Edward Ferry	212	100.00	11	36	155	0		10
COMMITTEEPERSON JOLIET PCT 011								
Vote for not more than 1								
NO CANDIDATE FILED	0		0	0	0	0		0
WRITE-IN.	14	100.00	0	6	8	0		0
COMMITTEEPERSON JOLIET PCT 012								
Vote for not more than 1								
John J. Boza	218	100.00	3	39	170	0		6
COMMITTEEPERSON JOLIET PCT 013								
Vote for not more than 1								
Shannon Tipton-Starks	228	100.00	2	75	149	0		2
COMMITTEEPERSON JOLIET PCT 014								
Vote for not more than 1								
NO CANDIDATE FILED	0		0	0	0	0		0

ELECTION SUMMARY

WILL COUNTY, ILLINOIS
GENERAL PRIMARY ELECTION
MARCH 17, 2020
DEMOCRATIC

OFFICIAL RESULTS

RUN DATE:04/01/20 01:47 PM

REPORT-EL45A PAGE 012

	TOTAL VOTES	%	VOTE BY MAIL	EARLY VOTING	ELECTION DAY	PROVISIONAL	POSTMARK	VBM
COMMITTEEPERSON JOLIET PCT 015								
Vote for not more than 1								
NO CANDIDATE FILED	0		0	0	0	0		0
WRITE-IN.	26	100.00	0	7	19	0		0
COMMITTEEPERSON JOLIET PCT 016								
Vote for not more than 1								
Archie Gavin	291	100.00	19	63	202	0		7
COMMITTEEPERSON JOLIET PCT 017								
Vote for not more than 1								
Tyler J. Marcum	253	100.00	15	81	154	0		3
COMMITTEEPERSON JOLIET PCT 018								
Vote for not more than 1								
Rosalba "Rosie" Verdin	275	100.00	25	66	175	1		8
COMMITTEEPERSON JOLIET PCT 019								
Vote for not more than 1								
Raymond Slattery	55	21.57	5	12	35	0		3
Quinn Adamowski	73	28.63	3	24	40	1		5
Rachel Ventura.	127	49.80	5	33	83	0		6
COMMITTEEPERSON JOLIET PCT 020								
Vote for not more than 1								
Joseph Carey	164	71.62	25	37	99	0		3
Jeremy Brzycki.	65	28.38	12	19	34	0		0
COMMITTEEPERSON JOLIET PCT 021								
Vote for not more than 1								
NO CANDIDATE FILED	0		0	0	0	0		0
WRITE-IN.	26	100.00	3	7	15	0		1
COMMITTEEPERSON JOLIET PCT 022								
Vote for not more than 1								
Daniel M. Maher	236	100.00	12	58	159	1		6
COMMITTEEPERSON JOLIET PCT 023								
Vote for not more than 1								
NO CANDIDATE FILED	0		0	0	0	0		0
COMMITTEEPERSON JOLIET PCT 024								
Vote for not more than 1								
NO CANDIDATE FILED	0		0	0	0	0		0
WRITE-IN.	14	100.00	2	5	7	0		0

ELECTION SUMMARY

WILL COUNTY, ILLINOIS
GENERAL PRIMARY ELECTION
MARCH 17, 2020
DEMOCRATIC

OFFICIAL RESULTS

RUN DATE:04/01/20 01:47 PM

REPORT-EL45A PAGE 013

	TOTAL VOTES	%	VOTE BY MAIL	EARLY VOTING	ELECTION DAY	PROVISIONAL	POSTMARK	VBM
COMMITTEEPERSON JOLIET PCT 025								
Vote for not more than 1								
NO CANDIDATE FILED	0		0	0	0	0		0
COMMITTEEPERSON JOLIET PCT 026								
Vote for not more than 1								
Robert F. Wisniewski.	85	34.98	4	17	60	0		4
Janet Diaz	158	65.02	3	31	116	0		8
COMMITTEEPERSON JOLIET PCT 027								
Vote for not more than 1								
Patricia Gavin.	95	100.00	0	23	71	0		1
COMMITTEEPERSON JOLIET PCT 028								
Vote for not more than 1								
Jerome Hall.	177	100.00	9	60	104	0		4
COMMITTEEPERSON JOLIET PCT 029								
Vote for not more than 1								
Suzanna M. Ibarra.	193	100.00	4	53	130	0		6
COMMITTEEPERSON JOLIET PCT 030								
Vote for not more than 1								
NO CANDIDATE FILED	0		0	0	0	0		0
COMMITTEEPERSON JOLIET PCT 031								
Vote for not more than 1								
NO CANDIDATE FILED	0		0	0	0	0		0
COMMITTEEPERSON JOLIET PCT 032								
Vote for not more than 1								
Rodney K. Parker Sr..	246	100.00	6	67	165	2		6
COMMITTEEPERSON JOLIET PCT 033								
Vote for not more than 1								
NO CANDIDATE FILED	0		0	0	0	0		0
COMMITTEEPERSON JOLIET PCT 034								
Vote for not more than 1								
NO CANDIDATE FILED	0		0	0	0	0		0
COMMITTEEPERSON JOLIET PCT 035								
Vote for not more than 1								
NO CANDIDATE FILED	0		0	0	0	0		0

ELECTION SUMMARY

WILL COUNTY, ILLINOIS
GENERAL PRIMARY ELECTION
MARCH 17, 2020
DEMOCRATIC

OFFICIAL RESULTS

RUN DATE:04/01/20 01:47 PM

REPORT-EL45A PAGE 014

	TOTAL VOTES	%	VOTE BY MAIL	EARLY VOTING	ELECTION DAY	PROVISIONAL	POSTMARK	VBM
COMMITTEEPERSON JOLIET PCT 036								
Vote for not more than 1								
Saul Brass	158	61.48	6	55	88	0		9
William Palmer.	99	38.52	4	35	58	0		2
COMMITTEEPERSON JOLIET PCT 037								
Vote for not more than 1								
NO CANDIDATE FILED	0		0	0	0	0		0
COMMITTEEPERSON LOCKPORT PCT 001								
Vote for not more than 1								
John Overend	366	100.00	43	62	239	0		22
COMMITTEEPERSON LOCKPORT PCT 002								
Vote for not more than 1								
NO CANDIDATE FILED	0		0	0	0	0		0
COMMITTEEPERSON LOCKPORT PCT 003								
Vote for not more than 1								
Juan D. Cervantes.	247	100.00	7	31	198	0		11
COMMITTEEPERSON LOCKPORT PCT 004								
Vote for not more than 1								
Anthony Deliberto II.	199	100.00	17	33	141	0		8
COMMITTEEPERSON LOCKPORT PCT 005								
Vote for not more than 1								
Ronald R. Alberico	177	100.00	9	48	113	0		7
COMMITTEEPERSON LOCKPORT PCT 006								
Vote for not more than 1								
NO CANDIDATE FILED	0		0	0	0	0		0
COMMITTEEPERSON LOCKPORT PCT 007								
Vote for not more than 1								
Richard (Rick) Gougis III	315	100.00	3	27	280	1		4
COMMITTEEPERSON LOCKPORT PCT 008								
Vote for not more than 1								
NO CANDIDATE FILED	0		0	0	0	0		0
COMMITTEEPERSON LOCKPORT PCT 009								
Vote for not more than 1								
Kenneth C Griffin.	416	100.00	41	84	272	0		19

ELECTION SUMMARY

WILL COUNTY, ILLINOIS
GENERAL PRIMARY ELECTION
MARCH 17, 2020
DEMOCRATIC

OFFICIAL RESULTS

RUN DATE:04/01/20 01:47 PM

REPORT-EL45A PAGE 015

	TOTAL VOTES	%	VOTE BY MAIL	EARLY VOTING	ELECTION DAY	PROVISIONAL	POSTMARK	VBM
COMMITTEEPERSON LOCKPORT PCT 010								
Vote for not more than 1								
Dean M. Morelli	243	100.00	16	51	171	0		5
COMMITTEEPERSON LOCKPORT PCT 011								
Vote for not more than 1								
Christopher D Langheld	212	100.00	10	67	125	0		10
COMMITTEEPERSON LOCKPORT PCT 012								
Vote for not more than 1								
NO CANDIDATE FILED	0		0	0	0	0		0
COMMITTEEPERSON LOCKPORT PCT 013								
Vote for not more than 1								
Denise Mushro-Rumchak	408	100.00	36	85	268	0		19
COMMITTEEPERSON LOCKPORT PCT 014								
Vote for not more than 1								
Norbert Likar	223	100.00	9	38	167	1		8
COMMITTEEPERSON LOCKPORT PCT 015								
Vote for not more than 1								
NO CANDIDATE FILED	0		0	0	0	0		0
COMMITTEEPERSON LOCKPORT PCT 016								
Vote for not more than 1								
NO CANDIDATE FILED	0		0	0	0	0		0
COMMITTEEPERSON LOCKPORT PCT 017								
Vote for not more than 1								
Sonni Choi Williams	237	100.00	15	90	124	0		8
COMMITTEEPERSON LOCKPORT PCT 018								
Vote for not more than 1								
Karen M. Johnson	228	100.00	15	81	119	1		12
COMMITTEEPERSON LOCKPORT PCT 019								
Vote for not more than 1								
NO CANDIDATE FILED	0		0	0	0	0		0
COMMITTEEPERSON LOCKPORT PCT 020								
Vote for not more than 1								
John Batusich	217	100.00	20	52	136	0		9

ELECTION SUMMARY

WILL COUNTY, ILLINOIS
GENERAL PRIMARY ELECTION
MARCH 17, 2020
DEMOCRATIC

OFFICIAL RESULTS

RUN DATE:04/01/20 01:47 PM

REPORT-EL45A PAGE 016

	TOTAL VOTES	%	VOTE BY MAIL	EARLY VOTING	ELECTION DAY	PROVISIONAL	POSTMARK	VBM
COMMITTEEPERSON LOCKPORT PCT 021								
Vote for not more than 1								
Sherry Williams	206	100.00	12	34	148	0		12
COMMITTEEPERSON LOCKPORT PCT 022								
Vote for not more than 1								
Raymond R. Soliman	171	100.00	5	29	131	0		6
COMMITTEEPERSON LOCKPORT PCT 023								
Vote for not more than 1								
Mary Ann Williamson	144	100.00	2	13	122	0		7
COMMITTEEPERSON LOCKPORT PCT 024								
Vote for not more than 1								
Danganetta Harris.	192	100.00	7	28	152	0		5
COMMITTEEPERSON MANHATTAN PCT 001								
Vote for not more than 1								
James M. Doyle.	165	100.00	7	34	116	1		7
COMMITTEEPERSON MANHATTAN PCT 002								
Vote for not more than 1								
Barbara J. Daugherty.	225	100.00	8	33	174	0		10
COMMITTEEPERSON MANHATTAN PCT 003								
Vote for not more than 1								
Erin E. McDonough.	240	100.00	14	44	170	0		12
COMMITTEEPERSON MANHATTAN PCT 004								
Vote for not more than 1								
David L. Beemsterboer.	190	100.00	3	39	138	0		10
COMMITTEEPERSON MONEE PCT 001								
Vote for not more than 1								
Calvin Lacefield	201	100.00	21	43	125	0		12
COMMITTEEPERSON MONEE PCT 002								
Vote for not more than 1								
Todd C. Hall	219	73.24	4	31	176	1		7
Larry L. Wayne.	80	26.76	4	23	51	0		2
COMMITTEEPERSON MONEE PCT 003								
Vote for not more than 1								
Billy Morgan	207	100.00	8	64	132	0		3

ELECTION SUMMARY

WILL COUNTY, ILLINOIS
GENERAL PRIMARY ELECTION
MARCH 17, 2020
DEMOCRATIC

OFFICIAL RESULTS

RUN DATE:04/01/20 01:47 PM

REPORT-EL45A PAGE 017

	TOTAL VOTES	%	VOTE BY MAIL	EARLY VOTING	ELECTION DAY	PROVISIONAL	POSTMARK	VBM
COMMITTEEPERSON MONEE PCT 004								
Vote for not more than 1								
Amie L. Brown	268	100.00	7	53	199	0		9
COMMITTEEPERSON MONEE PCT 005								
Vote for not more than 1								
Ronald Poindexter.	298	100.00	5	23	260	4		6
COMMITTEEPERSON MONEE PCT 006								
Vote for not more than 1								
Bobby R. Lathan Sr	92	37.10	1	11	73	0		7
Sonia Jenkins	156	62.90	7	14	132	0		3
COMMITTEEPERSON MONEE PCT 007								
Vote for not more than 1								
Joe E. Lovelace	168	47.73	6	15	141	0		6
Deborah J. Stroud.	184	52.27	9	23	147	0		5
COMMITTEEPERSON MONEE PCT 008								
Vote for not more than 1								
Maurice "Mo" Brown	165	100.00	11	19	130	1		4
COMMITTEEPERSON NEW LENOX PCT 001								
Vote for not more than 1								
Nicholas W Baffes.	173	100.00	11	36	117	2		7
COMMITTEEPERSON NEW LENOX PCT 002								
Vote for not more than 1								
Americo Picchi.	144	100.00	5	37	89	0		13
COMMITTEEPERSON NEW LENOX PCT 003								
Vote for not more than 1								
NO CANDIDATE FILED	0		0	0	0	0		0
WRITE-IN.	7	100.00	0	2	3	0		2
COMMITTEEPERSON NEW LENOX PCT 004								
Vote for not more than 1								
Laura Kinnan	124	100.00	8	27	87	0		2
COMMITTEEPERSON NEW LENOX PCT 005								
Vote for not more than 1								
Scott Pyles.	162	100.00	11	53	94	0		4
COMMITTEEPERSON NEW LENOX PCT 006								
Vote for not more than 1								
NO CANDIDATE FILED	0		0	0	0	0		0

ELECTION SUMMARY

WILL COUNTY, ILLINOIS
GENERAL PRIMARY ELECTION
MARCH 17, 2020
DEMOCRATIC

OFFICIAL RESULTS

RUN DATE:04/01/20 01:47 PM

REPORT-EL45A PAGE 018

	TOTAL VOTES	%	VOTE BY MAIL	EARLY VOTING	ELECTION DAY	PROVISIONAL	POSTMARK	VBM
COMMITTEEPERSON NEW LENOX PCT 007								
Vote for not more than 1								
NO CANDIDATE FILED	0		0	0	0	0		0
COMMITTEEPERSON NEW LENOX PCT 008								
Vote for not more than 1								
NO CANDIDATE FILED	0		0	0	0	0		0
COMMITTEEPERSON NEW LENOX PCT 009								
Vote for not more than 1								
NO CANDIDATE FILED	0		0	0	0	0		0
WRITE-IN.	17	100.00	0	4	9	0		4
COMMITTEEPERSON NEW LENOX PCT 010								
Vote for not more than 1								
NO CANDIDATE FILED	0		0	0	0	0		0
COMMITTEEPERSON NEW LENOX PCT 011								
Vote for not more than 1								
Nora Gruenberg.	223	100.00	4	74	141	1		3
COMMITTEEPERSON NEW LENOX PCT 012								
Vote for not more than 1								
Sheana McCarthy	146	100.00	4	36	100	0		6
COMMITTEEPERSON NEW LENOX PCT 013								
Vote for not more than 1								
NO CANDIDATE FILED	0		0	0	0	0		0
COMMITTEEPERSON NEW LENOX PCT 014								
Vote for not more than 1								
Larry Gilman	257	100.00	16	71	162	0		8
COMMITTEEPERSON NEW LENOX PCT 015								
Vote for not more than 1								
Jeremiah J Gericke	147	100.00	12	54	69	0		12
COMMITTEEPERSON NEW LENOX PCT 016								
Vote for not more than 1								
Annette Vogt	217	100.00	11	66	129	0		11
COMMITTEEPERSON NEW LENOX PCT 017								
Vote for not more than 1								
Erin Moncek.	167	100.00	12	50	95	0		10

ELECTION SUMMARY

WILL COUNTY, ILLINOIS
GENERAL PRIMARY ELECTION
MARCH 17, 2020
DEMOCRATIC

OFFICIAL RESULTS

RUN DATE:04/01/20 01:47 PM

REPORT-EL45A PAGE 019

	TOTAL VOTES	%	VOTE BY MAIL	EARLY VOTING	ELECTION DAY	PROVISIONAL	POSTMARK	VBM
COMMITTEEPERSON NEW LENOX PCT 018								
Vote for not more than 1								
Alex Vancina	184	100.00	12	33	132	0		7
COMMITTEEPERSON NEW LENOX PCT 019								
Vote for not more than 1								
Jason Raidbard.	228	100.00	12	55	142	1		18
COMMITTEEPERSON NEW LENOX PCT 020								
Vote for not more than 1								
Tim Rossborough	228	100.00	10	60	148	1		9
COMMITTEEPERSON PEOTONE PCT 001								
Vote for not more than 1								
Jennifer Younker	196	100.00	14	12	162	0		8
COMMITTEEPERSON PEOTONE PCT 002								
Vote for not more than 1								
NO CANDIDATE FILED	0		0	0	0	0		0
COMMITTEEPERSON PLAINFIELD PCT 001								
Vote for not more than 1								
Mary Kay Ludemann.	248	100.00	18	56	157	0		17
COMMITTEEPERSON PLAINFIELD PCT 002								
Vote for not more than 1								
NO CANDIDATE FILED	0		0	0	0	0		0
COMMITTEEPERSON PLAINFIELD PCT 003								
Vote for not more than 1								
Kevin J Nickel.	156	100.00	11	41	95	0		9
COMMITTEEPERSON PLAINFIELD PCT 004								
Vote for not more than 1								
NO CANDIDATE FILED	0		0	0	0	0		0
WRITE-IN.	16	100.00	1	3	12	0		0
COMMITTEEPERSON PLAINFIELD PCT 005								
Vote for not more than 1								
NO CANDIDATE FILED	0		0	0	0	0		0
COMMITTEEPERSON PLAINFIELD PCT 006								
Vote for not more than 1								
NO CANDIDATE FILED	0		0	0	0	0		0

ELECTION SUMMARY

WILL COUNTY, ILLINOIS
GENERAL PRIMARY ELECTION
MARCH 17, 2020
DEMOCRATIC

OFFICIAL RESULTS

RUN DATE:04/01/20 01:47 PM

REPORT-EL45A PAGE 020

	TOTAL VOTES	%	VOTE BY MAIL	EARLY VOTING	ELECTION DAY	PROVISIONAL	POSTMARK	VBM
COMMITTEEPERSON PLAINFIELD PCT 007								
Vote for not more than 1								
NO CANDIDATE FILED	0		0	0	0	0		0
COMMITTEEPERSON PLAINFIELD PCT 008								
Vote for not more than 1								
NO CANDIDATE FILED	0		0	0	0	0		0
COMMITTEEPERSON PLAINFIELD PCT 009								
Vote for not more than 1								
Lauren Las	225	100.00	14	60	141	0		10
COMMITTEEPERSON PLAINFIELD PCT 010								
Vote for not more than 1								
NO CANDIDATE FILED	0		0	0	0	0		0
WRITE-IN.	11	100.00	0	3	8	0		0
COMMITTEEPERSON PLAINFIELD PCT 011								
Vote for not more than 1								
NO CANDIDATE FILED	0		0	0	0	0		0
COMMITTEEPERSON PLAINFIELD PCT 012								
Vote for not more than 1								
September Skeen	307	100.00	9	32	257	1		8
COMMITTEEPERSON PLAINFIELD PCT 013								
Vote for not more than 1								
Crystal Nicole Contreras	304	100.00	13	100	182	0		9
COMMITTEEPERSON PLAINFIELD PCT 014								
Vote for not more than 1								
Michael "Mike" Keniley	200	100.00	6	64	123	0		7
COMMITTEEPERSON PLAINFIELD PCT 015								
Vote for not more than 1								
Mica Freeman	202	100.00	9	57	125	0		11
COMMITTEEPERSON PLAINFIELD PCT 016								
Vote for not more than 1								
NO CANDIDATE FILED	0		0	0	0	0		0
COMMITTEEPERSON PLAINFIELD PCT 017								
Vote for not more than 1								
NO CANDIDATE FILED	0		0	0	0	0		0
WRITE-IN.	31	100.00	1	4	25	0		1

ELECTION SUMMARY

WILL COUNTY, ILLINOIS
GENERAL PRIMARY ELECTION
MARCH 17, 2020
DEMOCRATIC

OFFICIAL RESULTS

RUN DATE:04/01/20 01:47 PM

REPORT-EL45A PAGE 021

	TOTAL VOTES	%	VOTE BY MAIL	EARLY VOTING	ELECTION DAY	PROVISIONAL	POSTMARK	VBM
COMMITTEEPERSON PLAINFIELD PCT 018								
Vote for not more than 1								
A. Murri Briel.	252	100.00	7	41	197	0		7
COMMITTEEPERSON PLAINFIELD PCT 019								
Vote for not more than 1								
NO CANDIDATE FILED	0		0	0	0	0		0
COMMITTEEPERSON PLAINFIELD PCT 020								
Vote for not more than 1								
Kevin M. Clancy	246	100.00	19	50	163	0		14
COMMITTEEPERSON PLAINFIELD PCT 021								
Vote for not more than 1								
Marc Ragusa.	192	100.00	13	46	125	1		7
COMMITTEEPERSON PLAINFIELD PCT 022								
Vote for not more than 1								
Mark Ferry	232	100.00	16	47	153	1		15
COMMITTEEPERSON PLAINFIELD PCT 023								
Vote for not more than 1								
NO CANDIDATE FILED	0		0	0	0	0		0
COMMITTEEPERSON PLAINFIELD PCT 024								
Vote for not more than 1								
Tim A. Jarvis	190	100.00	14	39	131	0		6
COMMITTEEPERSON PLAINFIELD PCT 025								
Vote for not more than 1								
NO CANDIDATE FILED	0		0	0	0	0		0
WRITE-IN.	29	100.00	0	8	21	0		0
COMMITTEEPERSON PLAINFIELD PCT 026								
Vote for not more than 1								
NO CANDIDATE FILED	0		0	0	0	0		0
COMMITTEEPERSON PLAINFIELD PCT 027								
Vote for not more than 1								
Phil Sheets.	285	100.00	10	30	232	0		13
COMMITTEEPERSON PLAINFIELD PCT 028								
Vote for not more than 1								
NO CANDIDATE FILED	0		0	0	0	0		0
WRITE-IN.	24	100.00	0	5	19	0		0

ELECTION SUMMARY

WILL COUNTY, ILLINOIS
GENERAL PRIMARY ELECTION
MARCH 17, 2020
DEMOCRATIC

OFFICIAL RESULTS

RUN DATE:04/01/20 01:47 PM

REPORT-EL45A PAGE 022

	TOTAL VOTES	%	VOTE BY MAIL	EARLY VOTING	ELECTION DAY	PROVISIONAL	POSTMARK	VBM
COMMITTEEPERSON PLAINFIELD PCT 029								
Vote for not more than 1								
Nicholas Kaminski.	222	100.00	17	22	176	1		6
COMMITTEEPERSON PLAINFIELD PCT 030								
Vote for not more than 1								
Bill Thoman.	218	100.00	9	40	157	1		11
COMMITTEEPERSON PLAINFIELD PCT 031								
Vote for not more than 1								
NO CANDIDATE FILED	0		0	0	0	0		0
WRITE-IN.	23	100.00	0	5	18	0		0
COMMITTEEPERSON PLAINFIELD PCT 032								
Vote for not more than 1								
Charles B. Pelkie Jr.	212	100.00	15	42	150	0		5
COMMITTEEPERSON PLAINFIELD PCT 033								
Vote for not more than 1								
Alan LaVeille	216	100.00	18	58	135	0		5
COMMITTEEPERSON PLAINFIELD PCT 034								
Vote for not more than 1								
Jill Doyle	206	100.00	5	32	165	0		4
COMMITTEEPERSON PLAINFIELD PCT 035								
Vote for not more than 1								
Christine Bright	266	100.00	5	43	212	0		6
COMMITTEEPERSON REED PCT 001								
Vote for not more than 1								
NO CANDIDATE FILED	0		0	0	0	0		0
COMMITTEEPERSON REED PCT 002								
Vote for not more than 1								
NO CANDIDATE FILED	0		0	0	0	0		0
COMMITTEEPERSON REED PCT 003								
Vote for not more than 1								
NO CANDIDATE FILED	0		0	0	0	0		0
COMMITTEEPERSON TROY PCT 001								
Vote for not more than 1								
NO CANDIDATE FILED	0		0	0	0	0		0

ELECTION SUMMARY

WILL COUNTY, ILLINOIS
GENERAL PRIMARY ELECTION
MARCH 17, 2020
DEMOCRATIC

OFFICIAL RESULTS

RUN DATE:04/01/20 01:47 PM

REPORT-EL45A PAGE 023

	TOTAL VOTES	%	VOTE BY MAIL	EARLY VOTING	ELECTION DAY	PROVISIONAL	POSTMARK	VBM
COMMITTEEPERSON TROY PCT 002								
Vote for not more than 1								
Janean Jackson.	241	100.00	16	53	165	1		6
COMMITTEEPERSON TROY PCT 003								
Vote for not more than 1								
NO CANDIDATE FILED	0		0	0	0	0		0
COMMITTEEPERSON TROY PCT 004								
Vote for not more than 1								
NO CANDIDATE FILED	0		0	0	0	0		0
COMMITTEEPERSON TROY PCT 005								
Vote for not more than 1								
John J Berta	177	100.00	19	53	97	0		8
COMMITTEEPERSON TROY PCT 006								
Vote for not more than 1								
NO CANDIDATE FILED	0		0	0	0	0		0
COMMITTEEPERSON TROY PCT 007								
Vote for not more than 1								
Jason Cappel	320	100.00	15	78	198	0		29
COMMITTEEPERSON TROY PCT 008								
Vote for not more than 1								
Thomas Earls	136	38.75	6	48	78	1		3
Michael Stapp	215	61.25	7	66	128	0		14
COMMITTEEPERSON TROY PCT 009								
Vote for not more than 1								
Helen L. Gibson	189	100.00	12	45	129	0		3
COMMITTEEPERSON TROY PCT 010								
Vote for not more than 1								
NO CANDIDATE FILED	0		0	0	0	0		0
COMMITTEEPERSON TROY PCT 011								
Vote for not more than 1								
Shawn M. Stachelski	257	100.00	21	77	148	0		11
COMMITTEEPERSON TROY PCT 012								
Vote for not more than 1								
Thomas Lancaster	236	100.00	13	66	152	0		5

ELECTION SUMMARY

WILL COUNTY, ILLINOIS
GENERAL PRIMARY ELECTION
MARCH 17, 2020
DEMOCRATIC

OFFICIAL RESULTS

RUN DATE:04/01/20 01:47 PM

REPORT-EL45A PAGE 024

	TOTAL VOTES	%	VOTE BY MAIL	EARLY VOTING	ELECTION DAY	PROVISIONAL	POSTMARK	VBM
COMMITTEEPERSON TROY PCT 013								
Vote for not more than 1								
Brian Gimbel	372	100.00	39	138	175	0		20
COMMITTEEPERSON TROY PCT 014								
Vote for not more than 1								
Lorraine Guerrero Neumayer.	169	69.83	7	54	94	0		14
Nick Kurtyak	73	30.17	4	22	44	0		3
COMMITTEEPERSON TROY PCT 015								
Vote for not more than 1								
Jeffrey M Boetto	232	100.00	16	41	164	0		11
COMMITTEEPERSON TROY PCT 016								
Vote for not more than 1								
Thomas Moretti.	273	100.00	28	77	141	0		27
COMMITTEEPERSON TROY PCT 017								
Vote for not more than 1								
Tim Hunter	213	100.00	6	63	134	0		10
COMMITTEEPERSON TROY PCT 018								
Vote for not more than 1								
Anthony Rohr	219	100.00	9	53	149	0		8
COMMITTEEPERSON TROY PCT 019								
Vote for not more than 1								
NO CANDIDATE FILED	0		0	0	0	0		0
COMMITTEEPERSON TROY PCT 020								
Vote for not more than 1								
Moir K. Dunn	245	100.00	10	65	162	1		7
COMMITTEEPERSON TROY PCT 021								
Vote for not more than 1								
Christopher Brophy	209	100.00	1	52	150	0		6
COMMITTEEPERSON TROY PCT 022								
Vote for not more than 1								
NO CANDIDATE FILED	0		0	0	0	0		0
WRITE-IN.	7	100.00	0	0	7	0		0
COMMITTEEPERSON WASHINGTON PCT 001								
Vote for not more than 1								
NO CANDIDATE FILED	0		0	0	0	0		0

ELECTION SUMMARY

WILL COUNTY, ILLINOIS
GENERAL PRIMARY ELECTION
MARCH 17, 2020
DEMOCRATIC

OFFICIAL RESULTS

RUN DATE:04/01/20 01:47 PM

REPORT-EL45A PAGE 025

	TOTAL VOTES	%	VOTE BY MAIL	EARLY VOTING	ELECTION DAY	PROVISIONAL	POSTMARK	VBM
COMMITTEEPERSON WASHINGTON PCT 002								
Vote for not more than 1								
NO CANDIDATE FILED	0		0	0	0	0		0
COMMITTEEPERSON WASHINGTON PCT 003								
Vote for not more than 1								
NO CANDIDATE FILED	0		0	0	0	0		0
COMMITTEEPERSON WESLEY PCT 001								
Vote for not more than 1								
Kathleen A. Kennedy	111	100.00	6	5	93	1		6
COMMITTEEPERSON WHEATLAND PCT 001								
Vote for not more than 1								
NO CANDIDATE FILED	0		0	0	0	0		0
COMMITTEEPERSON WHEATLAND PCT 002								
Vote for not more than 1								
Cynthia Mundell	436	100.00	51	230	137	1		17
COMMITTEEPERSON WHEATLAND PCT 003								
Vote for not more than 1								
Brian D. Saucier	272	100.00	5	60	189	4		14
COMMITTEEPERSON WHEATLAND PCT 004								
Vote for not more than 1								
NO CANDIDATE FILED	0		0	0	0	0		0
COMMITTEEPERSON WHEATLAND PCT 005								
Vote for not more than 1								
Rhea Waghray	299	100.00	13	70	205	0		11
COMMITTEEPERSON WHEATLAND PCT 006								
Vote for not more than 1								
NO CANDIDATE FILED	0		0	0	0	0		0
COMMITTEEPERSON WHEATLAND PCT 007								
Vote for not more than 1								
NO CANDIDATE FILED	0		0	0	0	0		0
COMMITTEEPERSON WHEATLAND PCT 008								
Vote for not more than 1								
Wendy Biondo	291	100.00	24	52	201	0		14

ELECTION SUMMARY

WILL COUNTY, ILLINOIS
GENERAL PRIMARY ELECTION
MARCH 17, 2020
DEMOCRATIC

OFFICIAL RESULTS

RUN DATE:04/01/20 01:47 PM

REPORT-EL45A PAGE 026

	TOTAL VOTES	%	VOTE BY MAIL	EARLY VOTING	ELECTION DAY	PROVISIONAL	POSTMARK	VBM
COMMITTEEPERSON WHEATLAND PCT 009								
Vote for not more than 1								
James Kopchok	357	100.00	20	120	197	1		19
COMMITTEEPERSON WHEATLAND PCT 010								
Vote for not more than 1								
Hale Landes.	250	100.00	15	68	148	3		16
COMMITTEEPERSON WHEATLAND PCT 011								
Vote for not more than 1								
Michael Allen	380	100.00	17	143	194	1		25
COMMITTEEPERSON WHEATLAND PCT 012								
Vote for not more than 1								
NO CANDIDATE FILED	0		0	0	0	0		0
COMMITTEEPERSON WHEATLAND PCT 013								
Vote for not more than 1								
NO CANDIDATE FILED	0		0	0	0	0		0
COMMITTEEPERSON WHEATLAND PCT 014								
Vote for not more than 1								
Kelly Hickey	297	100.00	19	92	168	0		18
COMMITTEEPERSON WHEATLAND PCT 015								
Vote for not more than 1								
Robert Saville.	244	100.00	10	79	139	0		16
COMMITTEEPERSON WHEATLAND PCT 016								
Vote for not more than 1								
NO CANDIDATE FILED	0		0	0	0	0		0
WRITE-IN.	19	100.00	2	4	12	0		1
COMMITTEEPERSON WHEATLAND PCT 017								
Vote for not more than 1								
NO CANDIDATE FILED	0		0	0	0	0		0
COMMITTEEPERSON WHEATLAND PCT 018								
Vote for not more than 1								
Richard A. Novak	267	100.00	15	78	161	0		13
COMMITTEEPERSON WHEATLAND PCT 019								
Vote for not more than 1								
Nick Palmer.	288	100.00	10	72	188	0		18

ELECTION SUMMARY

WILL COUNTY, ILLINOIS
GENERAL PRIMARY ELECTION
MARCH 17, 2020
DEMOCRATIC

OFFICIAL RESULTS

RUN DATE:04/01/20 01:47 PM

REPORT-EL45A PAGE 027

	TOTAL VOTES	%	VOTE BY MAIL	EARLY VOTING	ELECTION DAY	PROVISIONAL	POSTMARK	VBM
COMMITTEEPERSON WHEATLAND PCT 020								
Vote for not more than 1								
NO CANDIDATE FILED	0		0	0	0	0		0
COMMITTEEPERSON WHEATLAND PCT 021								
Vote for not more than 1								
NO CANDIDATE FILED	0		0	0	0	0		0
COMMITTEEPERSON WHEATLAND PCT 022								
Vote for not more than 1								
Joseph Giamanco	353	100.00	24	95	217	0		17
COMMITTEEPERSON WHEATLAND PCT 023								
Vote for not more than 1								
Carrie Jackson.	194	65.32	14	36	133	0		11
Hannah Jurik	103	34.68	6	17	71	0		9
COMMITTEEPERSON WHEATLAND PCT 024								
Vote for not more than 1								
Brianne Cap.	127	58.26	6	29	86	0		6
Marc Poulos.	91	41.74	0	25	63	0		3
COMMITTEEPERSON WHEATLAND PCT 025								
Vote for not more than 1								
NO CANDIDATE FILED	0		0	0	0	0		0
WRITE-IN.	16	100.00	1	3	12	0		0
COMMITTEEPERSON WHEATLAND PCT 026								
Vote for not more than 1								
NO CANDIDATE FILED	0		0	0	0	0		0
COMMITTEEPERSON WHEATLAND PCT 027								
Vote for not more than 1								
Michael Crowner	405	100.00	2	111	275	1		16
COMMITTEEPERSON WHEATLAND PCT 028								
Vote for not more than 1								
NO CANDIDATE FILED	0		0	0	0	0		0
COMMITTEEPERSON WHEATLAND PCT 029								
Vote for not more than 1								
David A. Pijan.	280	100.00	16	59	181	1		23
COMMITTEEPERSON WHEATLAND PCT 030								
Vote for not more than 1								
Jason Rausch	247	100.00	16	57	165	0		9

ELECTION SUMMARY

WILL COUNTY, ILLINOIS
GENERAL PRIMARY ELECTION
MARCH 17, 2020
DEMOCRATIC

OFFICIAL RESULTS

RUN DATE:04/01/20 01:47 PM

REPORT-EL45A PAGE 028

	TOTAL VOTES	%	VOTE BY MAIL	EARLY VOTING	ELECTION DAY	PROVISIONAL	POSTMARK VBM
COMMITTEEPERSON WHEATLAND PCT 031							
Vote for not more than 1							
Emma N. Benson.	277	100.00	10	86	174	0	7
COMMITTEEPERSON WHEATLAND PCT 032							
Vote for not more than 1							
NO CANDIDATE FILED	0		0	0	0	0	0
COMMITTEEPERSON WHEATLAND PCT 033							
Vote for not more than 1							
Edward J. Bugg.	392	100.00	16	133	233	0	10
COMMITTEEPERSON WHEATLAND PCT 034							
Vote for not more than 1							
Meta Mueller	450	100.00	21	113	295	2	19
COMMITTEEPERSON WILL PCT 001							
Vote for not more than 1							
NO CANDIDATE FILED	0		0	0	0	0	0
COMMITTEEPERSON WILMINGTON PCT 001							
Vote for not more than 1							
NO CANDIDATE FILED	0		0	0	0	0	0
COMMITTEEPERSON WILMINGTON PCT 002							
Vote for not more than 1							
Susan Kiper.	113	100.00	7	12	89	0	5
COMMITTEEPERSON WILMINGTON PCT 003							
Vote for not more than 1							
Joe Van Duyne	131	100.00	7	5	109	0	10
COMMITTEEPERSON WILTON PCT 001							
Vote for not more than 1							
NO CANDIDATE FILED	0		0	0	0	0	0

DEMOCRATIC PARTY



WRITE-IN VOTES

LAUREN STALEY FERRY

WILL COUNTY CLERK

www.thewillcountyclerk.com

Official Write-In Results
March 17, 2020 General Primary Election
Summary Totals

Name	Office	Total Votes
Richard Mayers	Republican President of the United States	2
Richard Mayers	Republican Delegate to the National Nominating Convention - 3rd Cong.	0
August Deuser	Republican 19th Legislative District	272
Anthony Granata	Republican Circuit Clerk	505
Mike Messina	Republican Chief Executive Officer	23
William Piper	Democratic Precinct Committeeperson Channahon 02	0
Karen A. Stukel	Democratic Precinct Committeeperson Channahon 02	6
Amy Singletary	Republican Precinct Committeeperson Channahon 04	23
Sabrina J. Frederick	Democratic Precinct Committeeperson DuPage 20	0
Cheryl A. Hardy	Democratic Precinct Committeeperson DuPage 20	3
Ryan A. Jandura	Democratic Precinct Committeeperson Florence 01	1
Brittany Means	Democratic Precinct Committeeperson Frankfort 02	7
Ryan Denson	Democratic Precinct Committeeperson Frankfort 04	1
Thomas Clifton	Democratic Precinct Committeeperson Frankfort 14	1
Matthew J. Hunt	Democratic Precinct Committeeperson Frankfort 21	2
Ryan Brenzewski	Democratic Precinct Committeeperson Homer 04	1
Vincent Alessio	Democratic Precinct Committeeperson Joliet 09	2
Michael Kane	Democratic Precinct Committeeperson Joliet 11	1
Monica Bibian	Democratic Precinct Committeeperson Joliet 15	4
Cesar Escutia	Democratic Precinct Committeeperson Joliet 15	11
Michelle Stiff	Democratic Precinct Committeeperson Joliet 21	4
Cesar Contreras	Democratic Precinct Committeeperson Joliet 24	0

Name	Office	Total Votes
Leon "Rocky" Ausec	Republican Precinct Committeeperson Joliet 33	1
Jessica Cannaday	Republican Precinct Committeeperson Lockport 06	3
Joseph N. Silich	Republican Precinct Committeeperson Lockport 09	3
Keith McCure	Republican Precinct Committeeperson Lockport 10	0
Geraldine Parker	Republican Precinct Committeeperson Lockport 11	0
Kenneth Beaton	Republican Precinct Committeeperson Lockport 12	2
Marvin Tinsley	Republican Precinct Committeeperson Lockport 14	1
Sam Sly	Republican Precinct Committeeperson Lockport 23	0
Jessica Frankowski	Republican Precinct Committeeperson Manhattan 02	6
Charles Gerl	Democratic Precinct Committeeperson New Lenox 03	1
Sheila M. Corrigan	Democratic Precinct Committeeperson New Lenox 09	3
Daniel J. Briseno	Democratic Precinct Committeeperson Plainfield 04	2
Jared S. Johnson	Democratic Precinct Committeeperson Plainfield 10	0
Gerald (Jerry) Weller	Democratic Precinct Committeeperson Plainfield 17	5
Stephen L. Beal	Democratic Precinct Committeeperson Plainfield 25	0
Rachel Nichols	Democratic Precinct Committeeperson Plainfield 25	1
Aimee M Hartley	Democratic Precinct Committeeperson Plainfield 28	3
Brian Borneman	Democratic Precinct Committeeperson Plainfield 31	0
Amy S. Chavez	Democratic Precinct Committeeperson Plainfield 31	3
Paul Purcell	Democratic Precinct Committeeperson Troy 22	0
Kathy Havel	Republican Precinct Committeeperson Wheatland 09	38
Anthony White	Democratic Precinct Committeeperson Wheatland 16	2
William Harkins	Republican Precinct Committeeperson Wheatland 17	1
Brad Giacomi	Democratic Precinct Committeeperson Wheatland 25	2

Official Write-In Results
March 17, 2019 General Primary Election
Democratic Precinct Committeeperson

William Piper

PRECINCTS	VOTE BY MAIL	EARLY VOTING	ELECTION DAY	PROVISIONAL	POSTMARKED VBM	TOTAL VOTES
Channahon Pct. 002	0	0	0	0	0	0

Karen A. Stukel

PRECINCTS	VOTE BY MAIL	EARLY VOTING	ELECTION DAY	PROVISIONAL	POSTMARKED VBM	TOTAL VOTES
Channahon Pct. 002	1	1	4	0	0	6

Sabrina J. Frederick

PRECINCTS	VOTE BY MAIL	EARLY VOTING	ELECTION DAY	PROVISIONAL	POSTMARKED VBM	TOTAL VOTES
DuPage Pct. 020	0	0	0	0	0	0

Cheryl A. Hardy

PRECINCTS	VOTE BY MAIL	EARLY VOTING	ELECTION DAY	PROVISIONAL	POSTMARKED VBM	TOTAL VOTES
DuPage Pct. 020	0	3	0	0	0	3

Ryan A. Jandura

PRECINCTS	VOTE BY MAIL	EARLY VOTING	ELECTION DAY	PROVISIONAL	POSTMARKED VBM	TOTAL VOTES
Florence Pct. 001	0	0	1	0	0	1

Brittany Means

PRECINCTS	VOTE BY MAIL	EARLY VOTING	ELECTION DAY	PROVISIONAL	POSTMARKED VBM	TOTAL VOTES
Frankfort Pct. 002	0	6	1	0	0	7

Ryan Denson

PRECINCTS	VOTE BY MAIL	EARLY VOTING	ELECTION DAY	PROVISIONAL	POSTMARKED VBM	TOTAL VOTES
Frankfort Pct. 004	0	1	0	0	0	1

Thomas Clifton

PRECINCTS	VOTE BY MAIL	EARLY VOTING	ELECTION DAY	PROVISIONAL	POSTMARKED VBM	TOTAL VOTES
Frankfort Pct. 014	0	1	0	0	0	1

Matthew J. Hunt

PRECINCTS	VOTE BY MAIL	EARLY VOTING	ELECTION DAY	PROVISIONAL	POSTMARKED VBM	TOTAL VOTES
Frankfort Pct. 021	0	0	2	0	0	2

Ryan Brenczewski

PRECINCTS	VOTE BY MAIL	EARLY VOTING	ELECTION DAY	PROVISIONAL	POSTMARKED VBM	TOTAL VOTES
Homer Pct. 004	0	0	1	0	0	1

Vincent Alessio

PRECINCTS	VOTE BY MAIL	EARLY VOTING	ELECTION DAY	PROVISIONAL	POSTMARKED VBM	TOTAL VOTES
Joliet Pct. 009	0	2	0	0	0	2

Michael Kane

PRECINCTS	VOTE BY MAIL	EARLY VOTING	ELECTION DAY	PROVISIONAL	POSTMARKED VBM	TOTAL VOTES
Joliet Pct. 011	0	0	1	0	0	1

Monica Bibian

PRECINCTS	VOTE BY MAIL	EARLY VOTING	ELECTION DAY	PROVISIONAL	POSTMARKED VBM	TOTAL VOTES
Joliet Pct. 015	0	3	1	0	0	4

Cesar Escutia

PRECINCTS	VOTE BY MAIL	EARLY VOTING	ELECTION DAY	PROVISIONAL	POSTMARKED VBM	TOTAL VOTES
Joliet Pct. 015	0	1	10	0	0	11

Michelle Stiff

PRECINCTS	VOTE BY MAIL	EARLY VOTING	ELECTION DAY	PROVISIONAL	POSTMARKED VBM	TOTAL VOTES
Joliet Pct. 021	0	1	2	0	1	4

Cesar Contreras

PRECINCTS	VOTE BY MAIL	EARLY VOTING	ELECTION DAY	PROVISIONAL	POSTMARKED VBM	TOTAL VOTES
Joliet Pct. 024	0	0	0	0	0	0

Charles Gerl

PRECINCTS	VOTE BY MAIL	EARLY VOTING	ELECTION DAY	PROVISIONAL	POSTMARKED VBM	TOTAL VOTES
New Lenox Pct. 003	0	0	1	0	0	1

Sheila M. Corrigan

PRECINCTS	VOTE BY MAIL	EARLY VOTING	ELECTION DAY	PROVISIONAL	POSTMARKED VBM	TOTAL VOTES
New Lenox Pct. 009	0	1	0	0	2	3

Daniel J. Briseno

PRECINCTS	VOTE BY MAIL	EARLY VOTING	ELECTION DAY	PROVISIONAL	POSTMARKED VBM	TOTAL VOTES
Plainfield Pct. 004	0	1	1	0	0	2

Jared S. Johnson

PRECINCTS	VOTE BY MAIL	EARLY VOTING	ELECTION DAY	PROVISIONAL	POSTMARKED VBM	TOTAL VOTES
Plainfield Pct. 010	0	0	0	0	0	0

Gerald (Jerry) Weller

PRECINCTS	VOTE BY MAIL	EARLY VOTING	ELECTION DAY	PROVISIONAL	POSTMARKED VBM	TOTAL VOTES
Plainfield Pct. 017	0	1	4	0	0	5

Stephen L. Beal

PRECINCTS	VOTE BY MAIL	EARLY VOTING	ELECTION DAY	PROVISIONAL	POSTMARKED VBM	TOTAL VOTES
Plainfield Pct. 025	0	0	0	0	0	0

Rachel Nichols

PRECINCTS	VOTE BY MAIL	EARLY VOTING	ELECTION DAY	PROVISIONAL	POSTMARKED VBM	TOTAL VOTES
Plainfield Pct. 025	0	0	1	0	0	1

Aimee M Hartley

PRECINCTS	VOTE BY MAIL	EARLY VOTING	ELECTION DAY	PROVISIONAL	POSTMARKED VBM	TOTAL VOTES
Plainfield Pct. 028	0	0	3	0	0	3

Brian Borneman

PRECINCTS	VOTE BY MAIL	EARLY VOTING	ELECTION DAY	PROVISIONAL	POSTMARKED VBM	TOTAL VOTES
Plainfield Pct. 031	0	0	0	0	0	0

Amy S. Chavez

PRECINCTS	VOTE BY MAIL	EARLY VOTING	ELECTION DAY	PROVISIONAL	POSTMARKED VBM	TOTAL VOTES
Plainfield Pct. 031	0	1	2	0	0	3

Paul Purcell

PRECINCTS	VOTE BY MAIL	EARLY VOTING	ELECTION DAY	PROVISIONAL	POSTMARKED VBM	TOTAL VOTES
Troy Pct. 022	0	0	0	0	0	0

Anthony White

PRECINCTS	VOTE BY MAIL	EARLY VOTING	ELECTION DAY	PROVISIONAL	POSTMARKED VBM	TOTAL VOTES
Wheatland Pct. 16	0	0	2	0	0	2

Brad Giacomini

PRECINCTS	VOTE BY MAIL	EARLY VOTING	ELECTION DAY	PROVISIONAL	POSTMARKED VBM	TOTAL VOTES
Wheatland Pct. 25	0	0	2	0	0	2

DEMOCRATIC PARTY



MISCELLANEOUS REFERENDA

LAUREN STALEY FERRY

WILL COUNTY CLERK

www.thewillcountyclerk.com

ABSTRACT OF VOTES

RUN DATE:04/01/20 09:50 AM

City of Naperville
GENERAL PRIMARY ELECTION
MARCH 17, 2020

OFFICIAL RESULTS

REPORT-EL86

PAGE 001

WITH 24 OF 24 PRECINCTS REPORTING

VOTES PERCENT

VOTES PERCENT

01 = BALLOTS CAST

10,668

CITY OF NAPERVILLE REFERENDUM

Vote for not more than 1

02 = YES

5,066 49.11

03 = NO

5,250 50.89

	01	02	03
0019 DU PAGE PCT 001	522	268	221
0020 DU PAGE PCT 002	484	227	248
0021 DU PAGE PCT 003	508	226	271
0025 DU PAGE PCT 007	456	231	206
0267 WHEATLAND PCT 002	774	311	444
0268 WHEATLAND PCT 003	431	219	199
0269 WHEATLAND PCT 004	515	281	217
0270 WHEATLAND PCT 005	560	249	295
0271 WHEATLAND PCT 006	252	135	108
0272 WHEATLAND PCT 007	405	200	194
0273 WHEATLAND PCT 008	509	245	250
0274 WHEATLAND PCT 009	545	299	235
0275 WHEATLAND PCT 010	377	154	210
0276 WHEATLAND PCT 011	589	255	308
0277 WHEATLAND PCT 012	451	207	233
0278 WHEATLAND PCT 013	206	103	97
0279 WHEATLAND PCT 014	527	250	265
0280 WHEATLAND PCT 015	389	173	203
0281 WHEATLAND PCT 016	1	1	0
0282 WHEATLAND PCT 017	512	269	228
0283 WHEATLAND PCT 018	458	230	214
0285 WHEATLAND PCT 020	404	159	230
0286 WHEATLAND PCT 021	421	199	199
0289 WHEATLAND PCT 024	372	175	175

This political subdivision has been
canvassed by the election authority in
which their principal office is located.

ABSTRACT OF VOTES

RUN DATE:04/01/20 09:50 AM

Village of Beecher
GENERAL PRIMARY ELECTION
MARCH 17, 2020

OFFICIAL RESULTS

REPORT-EL86

PAGE 001

WITH 3 OF 3 PRECINCTS REPORTING

01 = BALLOTS CAST

VOTES PERCENT

742

VILLAGE OF BEECHER REFERENDUM

Vote for not more than 1

02 = YES *

03 = NO

VOTES PERCENT

365 51.77

340 48.23


0262 WASHINGTON PCT 001
0263 WASHINGTON PCT 002
0264 WASHINGTON PCT 003

01	02	03
317	155	148
251	136	101
174	74	91

I, the undersigned do hereby certify that on April 7, 2020, I canvassed the returns of an election held on March 17, 2020 for **VILLAGE OF BEECHER** and I proclaim that a total of 742 voters requested and received ballots and I do further certify that the following Question of Public Policy did receive the number of votes herein recorded and has **PASSED**.

Shall a park district be created in the Village of Beecher by its residents that would have the authority to tax and provide park and recreation services and activities for all ages?

I further certify that the above is a true and complete Abstract of Votes and was prepared in my presence on April 7, 2020.



Lauren Staley Ferry, County Clerk
The County of Will, Illinois

ABSTRACT OF VOTES
RUN DATE:04/01/20 09:50 AM

Village of Lemont
GENERAL PRIMARY ELECTION
MARCH 17, 2020
WITH 2 OF 2 PRECINCTS REPORTING

OFFICIAL RESULTS
REPORT-EL86 PAGE 001

01 = BALLOTS CAST

VOTES PERCENT
0

VILLAGE OF LEMONT REFERENDUM
Vote for not more than 1
02 = YES
03 = NO

VOTES PERCENT
0
0

0051 DU PAGE PCT 033
0087 HOMER PCT 001

01	02	03
0	0	0
0	0	0

This political subdivision has been
canvassed by the election authority in
which their principal office is located.

ABSTRACT OF VOTES

RUN DATE:04/01/20 09:50 AM

Village of Rockdale
GENERAL PRIMARY ELECTION
MARCH 17, 2020

OFFICIAL RESULTS

REPORT-EL86

PAGE 001

WITH 1 OF 1 PRECINCTS REPORTING

	VOTES	PERCENT
01 = BALLOTS CAST	321	
VILLAGE OF ROCKDALE REFERENDUM ALLOW ADULT CANNABIS USE		
Vote for not more than 1		
02 = YES *	178	55.63
03 = NO	142	44.38

VILLAGE OF ROCKDALE REFERENDUM
PERMANENTLY CLOSE MEADOW AVENUE

Vote for not more than 1

04 = YES

05 = NO *

VOTES PERCENT

106 33.23

213 66.77


0139 JOLIET PCT 033

01	02	03	04	05
321	178	142	106	213

I, the undersigned do hereby certify that on April 7, 2020, I canvassed the returns of an election held on March 17, 2020 for **VILLAGE OF ROCKDALE** and I proclaim that a total of 321 voters requested and received ballots and I do further certify that the following Question of Public Policy did receive the number of votes herein recorded and has **PASSED**.

Should the Village of Rockdale allow adult-use (recreational) cannabis business enterprises within the Village?


I further certify that the above is a true and complete Abstract of Votes and was prepared in my presence on April 7, 2020.


Lauren Staley Ferry, County Clerk
The County of Will, Illinois

I, the undersigned do hereby certify that on April 7, 2020, I canvassed the returns of an election held on March 17, 2020 for **VILLAGE OF ROCKDALE** and I proclaim that a total of 321 voters requested and received ballots and I do further certify that the following Question of Public Policy did receive the number of votes herein recorded and has **FAILED**.

Should the Village of Rockdale permanently close Meadow Avenue at its access points with eastbound and westbound Interstate 80 (east of Wortman Drive)?

I further certify that the above is a true and complete Abstract of Votes and was prepared in my presence on April 7, 2020.


Lauren Staley Ferry, County Clerk
The County of Will, Illinois

ABSTRACT OF VOTES

RUN DATE:04/01/20 09:50 AM

Wilton Twp
GENERAL PRIMARY ELECTION
MARCH 17, 2020

OFFICIAL RESULTS

REPORT-EL86

PAGE 001

WITH 1 OF 1 PRECINCTS REPORTING

VOTES PERCENT

VOTES PERCENT

01 = BALLOTS CAST

301

WILTON TOWNSHIP REFERENDUM

Vote for not more than 1

02 = YES

103 34.56

03 = NO *

195 65.44

01 02 03

0304 WILTON PCT 001

301 103 195


I, the undersigned do hereby certify that on April 7, 2020, I canvassed the returns of an election held on March 17, 2020 **WILTON TOWNSHIP** and I proclaim that a total of 301 voters requested and received ballots and I do further certify that the following Question of Public Policy did receive the number of votes herein recorded and has **FAILED**.

Shall the Wilton Township Road District, Will County, Illinois, be authorized to levy a new tax for the purposes of constructing or repairing bridges, culverts, drainage structures or grade separations, including approaches thereto, and have an additional tax of 0.25% of the equalized assessed value of the taxable property therein extended for such purposes?

(1) *The approximate amount of taxes extendable at the most recently extended limiting rate is \$139,343.70 and the approximate amount of taxes extendable if the proposition is approved is \$219,833.36.*

(2) *For the 2020 levy year the approximate amount of the additional tax extendable against property containing a single family residence and having a fair market value at the time of the referendum of \$100,000 is estimated to be \$83.33.*

I further certify that the above is a true and complete Abstract of Votes and was prepared in my presence on April 7, 2020.


Lauren Staley Ferry, County Clerk
The County of Will, Illinois

ABSTRACT OF VOTES

RUN DATE:04/01/20 09:50 AM

Island Park Dist
GENERAL PRIMARY ELECTION
MARCH 17, 2020

OFFICIAL RESULTS

REPORT-EL86

PAGE 001

WITH 5 OF 5 PRECINCTS REPORTING

VOTES PERCENT

VOTES PERCENT

01 = BALLOTS CAST

905

ISLAND PARK DISTRICT REFERENDUM

Vote for not more than 1

02 = YES

229 26.94

03 = NO *

621 73.06

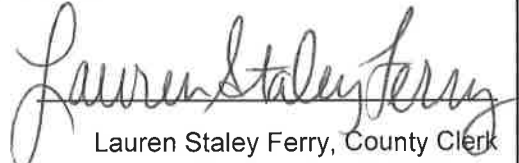
0056 FLORENCE PCT 001
0265 WESLEY PCT 001
0301 WILMINGTON PCT 001
0302 WILMINGTON PCT 002
0303 WILMINGTON PCT 003

01	02	03
72	14	53
5	2	3
305	82	209
191	53	126
332	78	230

I, the undersigned do hereby certify that on April 7, 2020, I canvassed the returns of an election held on March 17, 2020 for **ISLAND PARK DISTRICT** and I proclaim that a total of 905 voters requested and received ballots and I do further certify that the following Question of Public Policy did receive the number of votes herein recorded and has **FAILED**.

Shall the debt service extension base under the Property Tax Extension Law for the Island Park District, Will County, Illinois, for payment of principal and interest on limited bonds be increased from \$14,466.72 to \$114,466.72 for the 2020 levy year and all subsequent levy years, such debt service extension base to be increased each year by the lesser of 5% or the percentage increase in the Consumer Price Index during the 12 month calendar year preceding the levy year?

I further certify that the above is a true and complete Abstract of Votes and was prepared in my presence on April 7, 2020.


Lauren Staley Ferry, County Clerk
The County of Will, Illinois

ABSTRACT OF VOTES

RUN DATE:04/01/20 09:50 AM

New Lenox Library Dist
GENERAL PRIMARY ELECTION
MARCH 17, 2020

OFFICIAL RESULTS

REPORT-EL86

PAGE 001

WITH 21 OF 21 PRECINCTS REPORTING

VOTES PERCENT

VOTES PERCENT

01 = BALLOTS CAST

7,156

NEW LENOX PUBLIC LIBRARY DISTRICT REFERENDUM

Vote for not more than 1

02 = YES *

3,930 56.90

03 = NO

2,977 43.10

0143 JOLIET PCT 037
0180 NEW LENOX PCT 001
0181 NEW LENOX PCT 002
0182 NEW LENOX PCT 003
0183 NEW LENOX PCT 004
0184 NEW LENOX PCT 005
0185 NEW LENOX PCT 006
0186 NEW LENOX PCT 007
0187 NEW LENOX PCT 008
0188 NEW LENOX PCT 009
0189 NEW LENOX PCT 010
0190 NEW LENOX PCT 011
0191 NEW LENOX PCT 012
0192 NEW LENOX PCT 013
0193 NEW LENOX PCT 014
0194 NEW LENOX PCT 015
0195 NEW LENOX PCT 016
0196 NEW LENOX PCT 017
0197 NEW LENOX PCT 018
0198 NEW LENOX PCT 019
0199 NEW LENOX PCT 020


	01	02	03
	46	14	24
	23	11	11
	321	144	166
	3	0	3
	315	172	135
	366	227	129
	299	152	129
	408	186	204
	359	191	153
	415	224	181
	416	270	135
	473	289	177
	355	195	144
	350	200	128
	515	289	207
	364	186	174
	443	256	170
	390	216	164
	334	194	129
	413	248	160
	548	266	254

I, the undersigned do hereby certify that on April 7, 2020, I canvassed the returns of an election held on March 17, 2020 for **NEW LENOX PUBLIC LIBRARY DISTRICT** and I proclaim that a total of 7,156 voters requested and received ballots and I do further certify that the following Question of Public Policy did receive the number of votes herein recorded and has **PASSED**.

Shall the limiting rate under the Property Tax Extension Limitation Law for the New Lenox Public Library District, Will County, Illinois, be increased by an additional amount equal to 0.0721% above the limiting rate for the purpose of general library purposes for levy year 2018 and be equal to 0.2239% of the equalized assessed value of the taxable property therein for levy year 2020?

- (1) *The approximate amount of taxes extendable at the most recently extended limiting rate is \$2,019,032, and the approximate amount of taxes extendable if the proposition is approved is \$2,978,006.*
- (2) *For the 2020 levy year the approximate amount of the additional tax extendable against property containing a single family residence and having a fair market value at the time of the referendum of \$100,000.00 is estimated to be \$24.03.*
- (3) *If the proposition is approved, the aggregate extension for levy year 2020 will be determined by the limiting rate set forth in the proposition, rather than the otherwise applicable limiting rate calculated under the provisions of the Property Tax Extension Limitation Law (commonly known as the Property Tax Cap Law).*

I further certify that the above is a true and complete Abstract of Votes and was prepared in my presence on April 7, 2020.


Lauren Staley Ferry, County Clerk
The County of Will, Illinois

ABSTRACT OF VOTES

RUN DATE:04/01/20 09:50 AM

Oswego CUSD 308
GENERAL PRIMARY ELECTION
MARCH 17, 2020

OFFICIAL RESULTS

REPORT-EL86

PAGE 001

WITH 6 OF 6 PRECINCTS REPORTING

VOTES PERCENT

VOTES PERCENT

01 = BALLOTS CAST

2,591

OSWEGO CUSD 308 REFERENDUM

Vote for not more than 1

02 = YES

1,471 58.77

03 = NO

1,032 41.23

0266 WHEATLAND PCT 001
0288 WHEATLAND PCT 023
0296 WHEATLAND PCT 031
0297 WHEATLAND PCT 032
0298 WHEATLAND PCT 033
0299 WHEATLAND PCT 034

01	02	03
222	78	129
141	86	50
401	212	171
568	340	213
529	337	174
730	418	295

This political subdivision has been
canvassed by the election authority in
which their principal office is located.

ABSTRACT OF VOTES

RUN DATE:04/01/20 09:50 AM

Peotone CUSD 207U
GENERAL PRIMARY ELECTION
MARCH 17, 2020

OFFICIAL RESULTS

REPORT-EL86

PAGE 001

WITH 7 OF 7 PRECINCTS REPORTING

VOTES PERCENT

VOTES PERCENT

01 = BALLOTS CAST

3,082

PEOTONE CUSD 207U REFERENDUM

Vote for not more than 1

02 = YES

1,342 44.44

03 = NO *

1,678 55.56

01 02 03

0085 GREEN GARDEN PCT 001
0086 GREEN GARDEN PCT 002
0170 MANHATTAN PCT 003
0200 PEOTONE PCT 001
0201 PEOTONE PCT 002
0300 WILL PCT 001
0304 WILTON PCT 001

459 164 280
536 209 317
67 28 38
723 375 337
617 313 295
381 151 224
299 102 187

I, the undersigned do hereby certify that on April 7, 2020, I canvassed the returns of an election held on March 17, 2020 for **PEOTONE COMMUNITY UNIT SCHOOL DISTRICT 207U** and I proclaim that a total of 3,082 voters requested and received ballots and I do further certify that the following Question of Public Policy did receive the number of votes herein recorded and has **FAILED**.

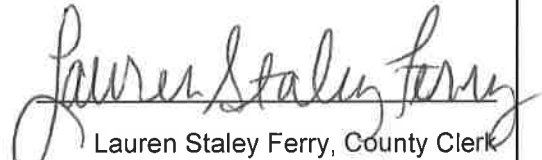
Shall the limiting rate under the Property Tax Extension Limitation Law for Peotone Community Unit School District Number 207U, Will and Kankakee Counties, Illinois be increased by an additional amount equal to 0.9761% above the limiting rate for school purposes for levy year 2018 and be equal to 4.0888% of the equalized assessed value of the taxable property therein for levy year 2020?

(1) *The approximate amount of taxes extendable at the most recently extended limiting rate is \$11,538,141, and the approximate amount of taxes extendable if the proposition is approved is \$15,156,344.*

(2) *For the 2020 levy year the approximate amount of the additional tax extendable against property containing a single family residence and having a fair market value at the time of the referendum of \$100,000 is estimated to be \$325.37.*

(3) *If the proposition is approved, the aggregate extension for 2020 will be determined by the limiting rate set forth in the proposition, rather than the otherwise applicable limiting rate calculated under the provisions of the Property Tax Extension Limitation Law (commonly known as the Property Tax Cap Law)*

I further certify that the above is a true and complete Abstract of Votes and was prepared in my presence on April 7, 2020.


Lauren Staley Ferry, County Clerk
The County of Will, Illinois

Statement of Votes Cast
 2020 General Primary Election
 SOVC For Jurisdiction Wide, All Counters, All Races

Date:04/01/20
 Time:12:05:21
 Page:162 of 163

PEOTONE 207U QUESTION

	Reg. Voters	Times Counted	Total Votes	YES	NO
Jurisdiction Wide					
ROCKVILLE	0	0	0	0	0
Total	0	0	0	0	0

ABSTRACT OF VOTES

RUN DATE:04/01/20 09:50 AM

East Joliet Fire Dist
GENERAL PRIMARY ELECTION
MARCH 17, 2020

OFFICIAL RESULTS

REPORT-EL86

PAGE 001

WITH 11 OF 11 PRECINCTS REPORTING

VOTES PERCENT

VOTES PERCENT

01 = BALLOTS CAST

1,852

EAST JOLIET FIRE PROTECTION DISTRICT REFERENDUM

Vote for not more than 1

02 = YES *

1,341 77.92

03 = NO

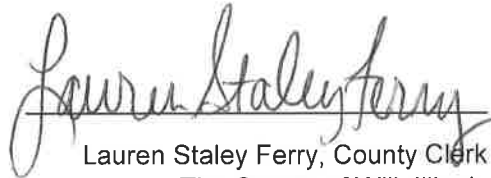
380 22.08

	01	02	03
0113 JOLIET PCT 007	71	48	18
0119 JOLIET PCT 013	7	7	0
0121 JOLIET PCT 015	220	156	44
0122 JOLIET PCT 016	90	65	19
0135 JOLIET PCT 029	62	45	11
0136 JOLIET PCT 030	291	224	55
0138 JOLIET PCT 032	39	24	9
0140 JOLIET PCT 034	197	136	40
0141 JOLIET PCT 035	301	227	61
0142 JOLIET PCT 036	290	200	66
0143 JOLIET PCT 037	284	209	57

I, the undersigned do hereby certify that on April 7, 2020, I canvassed the returns of an election held on March 17, 2020 for **EAST JOLIET FIRE PROTECTION DISTRICT** and I proclaim that a total of 1,852 voters requested and received ballots and I do further certify that the following Question of Public Policy did receive the number of votes herein recorded and has **PASSED**.

Shall the East Joliet Fire Protection District, Will County, Illinois, purchase emergency response vehicles, improve and equip fire stations, pay outstanding debt related to equipment acquisition and fire station improvements and issue its bonds in the amount of \$3,000,000 for the purpose of paying the costs thereof?

I further certify that the above is a true and complete Abstract of Votes and was prepared in my presence on April 7, 2020.



Lauren Staley Ferry, County Clerk
The County of Will, Illinois

ABSTRACT OF VOTES

RUN DATE:04/01/20 09:50 AM

Lockport Twp Fire Dist
GENERAL PRIMARY ELECTION
MARCH 17, 2020

OFFICIAL RESULTS

REPORT-EL86

PAGE 001

WITH 40 OF 40 PRECINCTS REPORTING

VOTES PERCENT

VOTES PERCENT

01 = BALLOTS CAST

12,899

LOCKPORT TWP FIRE PROTECTION DISTRICT REFERENDUM

Vote for not more than 1

02 = YES *

7,157 57.99

03 = NO

5,185 42.01

	01	02	03
0051 DU PAGE PCT 033	29	15	12
0052 DU PAGE PCT 034	352	242	99
0099 HOMER PCT 013	312	136	166
0101 HOMER PCT 015	516	299	193
0102 HOMER PCT 016	94	52	37
0104 HOMER PCT 018	427	251	160
0107 JOLIET PCT 001	200	88	93
0108 JOLIET PCT 002	4	3	1
0144 LOCKPORT PCT 001	671	451	200
0145 LOCKPORT PCT 002	1	1	0
0147 LOCKPORT PCT 004	99	59	35
0148 LOCKPORT PCT 005	412	202	197
0149 LOCKPORT PCT 006	394	201	180
0150 LOCKPORT PCT 007	431	230	181
0151 LOCKPORT PCT 008	411	248	142
0152 LOCKPORT PCT 009	639	454	166
0153 LOCKPORT PCT 010	453	247	193
0154 LOCKPORT PCT 011	425	233	183
0155 LOCKPORT PCT 012	380	177	179
0156 LOCKPORT PCT 013	728	502	208
0157 LOCKPORT PCT 014	399	209	176
0158 LOCKPORT PCT 015	345	168	159
0159 LOCKPORT PCT 016	476	272	195
0160 LOCKPORT PCT 017	512	252	249
0161 LOCKPORT PCT 018	390	216	163
0162 LOCKPORT PCT 019	495	290	191
0163 LOCKPORT PCT 020	357	218	133
0164 LOCKPORT PCT 021	331	185	128
0165 LOCKPORT PCT 022	293	147	137
0166 LOCKPORT PCT 023	270	134	125
0167 LOCKPORT PCT 024	231	89	116
0205 PLAINFIELD PCT 004	188	110	66
0206 PLAINFIELD PCT 005	353	183	129
0207 PLAINFIELD PCT 006	182	86	77
0208 PLAINFIELD PCT 007	232	101	115
0212 PLAINFIELD PCT 011	164	74	75
0213 PLAINFIELD PCT 012	429	176	218
0235 PLAINFIELD PCT 034	140	79	56
0245 TROY PCT 006	134	77	52
0291 WHEATLAND PCT 026	0	0	0


I, the undersigned do hereby certify that on April 7, 2020, I canvassed the returns of an election held on March 17, 2020 for **LOCKPORT TOWNSHIP FIRE PROTECTION DISTRICT** and I proclaim that a total of 12,899 voters requested and received ballots and I do further certify that the following Question of Public Policy did receive the number of votes herein recorded and has **PASSED**.

Shall the Lockport Township Fire Protection District, Will County, Illinois, be authorized to levy a new tax for emergency and rescue crews and equipment purposes and have an additional tax of .10% of the equalized assessed value of the taxable property therein extended for such purposes?

(1) The approximate amount of taxes extendable at the most recently extended limiting rate is \$19,483,603, and the approximate amount of taxes extendable if the proposition is approved is \$21,279,658.

(2) For the 2020 levy year the approximate amount of the additional tax extendable against property containing a single family residence and having a fair market value at the time of the referendum of \$100,000 is estimated to be \$33.33.

I further certify that the above is a true and complete Abstract of Votes and was prepared in my presence on April 7, 2020.


Lauren Staley Ferry, County Clerk
The County of Will, Illinois

DEMOCRATIC PARTY



VOTE BY MAIL (BY PRECINCT)

LAUREN STALEY FERRY

WILL COUNTY CLERK

www.thewillcountyclerk.com

VOTE BY MAIL

WILL COUNTY, ILLINOIS
 GENERAL PRIMARY ELECTION
 MARCH 17, 2020
 STATISTICS

(VOTE BY MAIL)

REPORT-EL52

PAGE 0001

01 = BALLOTS CAST - DEMOCRATIC

TOTAL PERCENT
 4,032 99.51

02 = BALLOTS CAST - FEDERAL DEMOCRATIC

TOTAL PERCENT
 20 .49

01 02

0001 CHANNAHON PCT 001	5	.	0
0002 CHANNAHON PCT 002	23	.	0
0003 CHANNAHON PCT 003	17	.	0
0004 CHANNAHON PCT 004	16	.	0
0005 CHANNAHON PCT 005	7	.	0
0006 CRETE PCT 001	10	.	0
0007 CRETE PCT 002	12	.	0
0008 CRETE PCT 003	7	.	0
0009 CRETE PCT 004	21	.	1
0010 CRETE PCT 005	14	.	0
0011 CRETE PCT 006	6	.	0
0012 CRETE PCT 007	11	.	0
0013 CRETE PCT 008	10	.	0
0014 CRETE PCT 009	6	.	0
0015 CRETE PCT 010	8	.	0
0016 CRETE PCT 011	9	.	0
0017 CRETE PCT 012	6	.	0
0018 CUSTER PCT 001	5	.	0
0019 DU PAGE PCT 001	21	.	0
0020 DU PAGE PCT 002	13	.	0
0021 DU PAGE PCT 003	15	.	0
0022 DU PAGE PCT 004	12	.	0
0023 DU PAGE PCT 005	6	.	0
0024 DU PAGE PCT 006	13	.	0
0025 DU PAGE PCT 007	26	.	0
0026 DU PAGE PCT 008	4	.	0
0027 DU PAGE PCT 009	12	.	0
0028 DU PAGE PCT 010	19	.	0
0029 DU PAGE PCT 011	15	.	0
0030 DU PAGE PCT 012	14	.	0
0031 DU PAGE PCT 013	23	.	0
0032 DU PAGE PCT 014	16	.	0
0033 DU PAGE PCT 015	12	.	1
0034 DU PAGE PCT 016	18	.	0
0035 DU PAGE PCT 017	6	.	0
0036 DU PAGE PCT 018	8	.	0
0037 DU PAGE PCT 019	10	.	0
0038 DU PAGE PCT 020	5	.	0
0039 DU PAGE PCT 021	13	.	0
0040 DU PAGE PCT 022	12	.	0
0041 DU PAGE PCT 023	18	.	0
0042 DU PAGE PCT 024	10	.	0
0043 DU PAGE PCT 025	10	.	0
0044 DU PAGE PCT 026	6	.	0
0045 DU PAGE PCT 027	5	.	0
0046 DU PAGE PCT 028	15	.	0
0047 DU PAGE PCT 029	9	.	0
0048 DU PAGE PCT 030	7	.	0
0049 DU PAGE PCT 031	6	.	1
0050 DU PAGE PCT 032	11	.	0
0051 DU PAGE PCT 033	16	.	0
0052 DU PAGE PCT 034	22	.	0
0053 DU PAGE PCT 035	7	.	0
0054 DU PAGE PCT 036	20	.	0
0055 DU PAGE PCT 037	4	.	0
0056 FLORENCE PCT 001	9	.	0

VOTE BY MAIL

WILL COUNTY, ILLINOIS
GENERAL PRIMARY ELECTION
MARCH 17, 2020
STATISTICS

(VOTE BY MAIL)

REPORT-EL52

PAGE 0002

01 = BALLOTS CAST - DEMOCRATIC

TOTAL PERCENT
4,032 99.51

02 = BALLOTS CAST - FEDERAL DEMOCRATIC

TOTAL PERCENT
20 .49

(CONTINUED FROM PREVIOUS PAGE)

	01	02
0057 FRANKFORT PCT 001	17	.0
0058 FRANKFORT PCT 002	24	.0
0059 FRANKFORT PCT 003	15	.0
0060 FRANKFORT PCT 004	10	.1
0061 FRANKFORT PCT 005	19	.0
0062 FRANKFORT PCT 006	5	.0
0063 FRANKFORT PCT 007	7	.0
0064 FRANKFORT PCT 008	11	.0
0065 FRANKFORT PCT 009	11	.0
0066 FRANKFORT PCT 010	34	.0
0067 FRANKFORT PCT 011	14	.0
0068 FRANKFORT PCT 012	6	.0
0069 FRANKFORT PCT 013	11	.0
0070 FRANKFORT PCT 014	6	.0
0071 FRANKFORT PCT 015	12	.0
0072 FRANKFORT PCT 016	22	.0
0073 FRANKFORT PCT 017	7	.0
0074 FRANKFORT PCT 018	14	.0
0075 FRANKFORT PCT 019	11	.0
0076 FRANKFORT PCT 020	11	.2
0077 FRANKFORT PCT 021	11	.0
0078 FRANKFORT PCT 022	27	.0
0079 FRANKFORT PCT 023	19	.0
0080 FRANKFORT PCT 024	13	.0
0081 FRANKFORT PCT 025	7	.0
0082 FRANKFORT PCT 026	15	.0
0083 FRANKFORT PCT 027	13	.0
0084 FRANKFORT PCT 028	18	.0
0085 GREEN GARDEN PCT 001	11	.0
0086 GREEN GARDEN PCT 002	14	.0
0087 HOMER PCT 001	14	.0
0088 HOMER PCT 002	11	.0
0089 HOMER PCT 003	13	.0
0090 HOMER PCT 004	8	.0
0091 HOMER PCT 005	15	.0
0092 HOMER PCT 006	21	.0
0093 HOMER PCT 007	20	.0
0094 HOMER PCT 008	15	.0
0095 HOMER PCT 009	17	.1
0096 HOMER PCT 010	26	.0
0097 HOMER PCT 011	14	.0
0098 HOMER PCT 012	9	.0
0099 HOMER PCT 013	14	.1
0100 HOMER PCT 014	9	.0
0101 HOMER PCT 015	19	.0
0102 HOMER PCT 016	16	.0
0103 HOMER PCT 017	14	.0
0104 HOMER PCT 018	16	.0
0105 JACKSON PCT 001	12	.0
0106 JACKSON PCT 002	11	.0
0107 JOLIET PCT 001	13	.0
0108 JOLIET PCT 002	21	.0
0109 JOLIET PCT 003	6	.0
0110 JOLIET PCT 004	9	.0
0111 JOLIET PCT 005	7	.0
0112 JOLIET PCT 006	8	.0
0113 JOLIET PCT 007	11	.0

VOTE BY MAIL

WILL COUNTY, ILLINOIS
GENERAL PRIMARY ELECTION
MARCH 17, 2020
STATISTICS

(VOTE BY MAIL)

REPORT-EL52

PAGE 0003

01 = BALLOTS CAST - DEMOCRATIC

TOTAL PERCENT
4,032 99.51

02 = BALLOTS CAST - FEDERAL DEMOCRATIC

TOTAL PERCENT
20 .49

(CONTINUED FROM PREVIOUS PAGE)

	01	02
0114 JOLIET PCT 008	14	. 0
0115 JOLIET PCT 009	10	. 0
0116 JOLIET PCT 010	15	. 0
0117 JOLIET PCT 011	8	. 0
0118 JOLIET PCT 012	4	. 0
0119 JOLIET PCT 013	4	. 0
0120 JOLIET PCT 014	10	. 0
0121 JOLIET PCT 015	12	. 0
0122 JOLIET PCT 016	20	. 0
0123 JOLIET PCT 017	16	. 0
0124 JOLIET PCT 018	27	. 0
0125 JOLIET PCT 019	15	. 0
0126 JOLIET PCT 020	51	. 0
0127 JOLIET PCT 021	11	. 0
0128 JOLIET PCT 022	13	. 0
0129 JOLIET PCT 023	5	. 0
0130 JOLIET PCT 024	24	. 0
0131 JOLIET PCT 025	11	. 0
0132 JOLIET PCT 026	7	. 0
0133 JOLIET PCT 027	0	. 0
0134 JOLIET PCT 028	9	. 0
0135 JOLIET PCT 029	4	. 0
0136 JOLIET PCT 030	7	. 0
0137 JOLIET PCT 031	8	. 0
0138 JOLIET PCT 032	6	. 0
0139 JOLIET PCT 033	4	. 0
0140 JOLIET PCT 034	16	. 0
0141 JOLIET PCT 035	42	. 0
0142 JOLIET PCT 036	10	. 0
0143 JOLIET PCT 037	6	. 0
0144 LOCKPORT PCT 001	47	. 0
0145 LOCKPORT PCT 002	14	. 0
0146 LOCKPORT PCT 003	9	. 0
0147 LOCKPORT PCT 004	18	. 0
0148 LOCKPORT PCT 005	10	. 0
0149 LOCKPORT PCT 006	7	. 0
0150 LOCKPORT PCT 007	3	. 0
0151 LOCKPORT PCT 008	5	. 0
0152 LOCKPORT PCT 009	47	. 0
0153 LOCKPORT PCT 010	17	. 0
0154 LOCKPORT PCT 011	10	. 0
0155 LOCKPORT PCT 012	20	. 0
0156 LOCKPORT PCT 013	39	. 0
0157 LOCKPORT PCT 014	11	. 0
0158 LOCKPORT PCT 015	8	. 0
0159 LOCKPORT PCT 016	17	. 0
0160 LOCKPORT PCT 017	17	. 0
0161 LOCKPORT PCT 018	16	. 0
0162 LOCKPORT PCT 019	37	. 2
0163 LOCKPORT PCT 020	21	. 0
0164 LOCKPORT PCT 021	14	. 0
0165 LOCKPORT PCT 022	7	. 0
0166 LOCKPORT PCT 023	2	. 0
0167 LOCKPORT PCT 024	7	. 0
0168 MANHATTAN PCT 001	9	. 0
0169 MANHATTAN PCT 002	8	. 0
0170 MANHATTAN PCT 003	17	. 0

VOTE BY MAIL

WILL COUNTY, ILLINOIS
GENERAL PRIMARY ELECTION
MARCH 17, 2020
STATISTICS

(VOTE BY MAIL)

REPORT-EL52

PAGE 0004

01 = BALLOTS CAST - DEMOCRATIC

TOTAL PERCENT
4,032 99.51

02 = BALLOTS CAST - FEDERAL DEMOCRATIC

TOTAL PERCENT
20 .49

(CONTINUED FROM PREVIOUS PAGE)

	01	02
0171 MANHATTAN PCT 004	8 . . 0	
0172 MONEE PCT 001	24 . . 0	
0173 MONEE PCT 002	12 . . 0	
0174 MONEE PCT 003	11 . . 0	
0175 MONEE PCT 004	7 . . 0	
0176 MONEE PCT 005	5 . . 0	
0177 MONEE PCT 006	8 . . 0	
0178 MONEE PCT 007	15 . . 0	
0179 MONEE PCT 008	12 . . 0	
0180 NEW LENOX PCT 001	15 . . 0	
0181 NEW LENOX PCT 002	5 . . 0	
0182 NEW LENOX PCT 003	11 . . 0	
0183 NEW LENOX PCT 004	8 . . 0	
0184 NEW LENOX PCT 005	11 . . 0	
0185 NEW LENOX PCT 006	1 . . 0	
0186 NEW LENOX PCT 007	10 . . 0	
0187 NEW LENOX PCT 008	13 . . 0	
0188 NEW LENOX PCT 009	6 . . 0	
0189 NEW LENOX PCT 010	7 . . 0	
0190 NEW LENOX PCT 011	5 . . 0	
0191 NEW LENOX PCT 012	6 . . 0	
0192 NEW LENOX PCT 013	10 . . 0	
0193 NEW LENOX PCT 014	18 . . 0	
0194 NEW LENOX PCT 015	14 . . 0	
0195 NEW LENOX PCT 016	11 . . 0	
0196 NEW LENOX PCT 017	16 . . 0	
0197 NEW LENOX PCT 018	13 . . 0	
0198 NEW LENOX PCT 019	13 . . 0	
0199 NEW LENOX PCT 020	11 . . 0	
0200 PEOTONE PCT 001	18 . . 0	
0201 PEOTONE PCT 002	11 . . 0	
0202 PLAINFIELD PCT 001	20 . . 0	
0203 PLAINFIELD PCT 002	11 . . 0	
0204 PLAINFIELD PCT 003	12 . . 0	
0205 PLAINFIELD PCT 004	5 . . 0	
0206 PLAINFIELD PCT 005	5 . . 0	
0207 PLAINFIELD PCT 006	8 . . 0	
0208 PLAINFIELD PCT 007	9 . . 0	
0209 PLAINFIELD PCT 008	9 . . 0	
0210 PLAINFIELD PCT 009	17 . . 0	
0211 PLAINFIELD PCT 010	13 . . 0	
0212 PLAINFIELD PCT 011	4 . . 0	
0213 PLAINFIELD PCT 012	9 . . 0	
0214 PLAINFIELD PCT 013	16 . . 0	
0215 PLAINFIELD PCT 014	8 . . 0	
0216 PLAINFIELD PCT 015	10 . . 0	
0217 PLAINFIELD PCT 016	11 . . 0	
0218 PLAINFIELD PCT 017	11 . . 0	
0219 PLAINFIELD PCT 018	7 . . 0	
0220 PLAINFIELD PCT 019	5 . . 0	
0221 PLAINFIELD PCT 020	22 . . 0	
0222 PLAINFIELD PCT 021	17 . . 0	
0223 PLAINFIELD PCT 022	16 . . 0	
0224 PLAINFIELD PCT 023	8 . . 0	
0225 PLAINFIELD PCT 024	15 . . 0	
0226 PLAINFIELD PCT 025	5 . . 0	
0227 PLAINFIELD PCT 026	7 . . 0	

VOTE BY MAIL

WILL COUNTY, ILLINOIS
GENERAL PRIMARY ELECTION
MARCH 17, 2020
STATISTICS

(VOTE BY MAIL)

REPORT-EL52

PAGE 0005

01 = BALLOTS CAST - DEMOCRATIC

TOTAL PERCENT
4,032 99.51

02 = BALLOTS CAST - FEDERAL DEMOCRATIC

TOTAL PERCENT
20 .49

(CONTINUED FROM PREVIOUS PAGE)

	01	02
0228 PLAINFIELD PCT 027	12	.0
0229 PLAINFIELD PCT 028	8	.0
0230 PLAINFIELD PCT 029	20	.0
0231 PLAINFIELD PCT 030	9	.0
0232 PLAINFIELD PCT 031	9	.0
0233 PLAINFIELD PCT 032	16	.0
0234 PLAINFIELD PCT 033	22	.0
0235 PLAINFIELD PCT 034	5	.0
0236 PLAINFIELD PCT 035	6	.0
0237 REED PCT 001	5	.0
0238 REED PCT 002	16	.0
0239 REED PCT 003	11	.0
0240 TROY PCT 001	17	.0
0241 TROY PCT 002	18	.0
0242 TROY PCT 003	7	.0
0243 TROY PCT 004	11	.0
0244 TROY PCT 005	24	.0
0245 TROY PCT 006	12	.0
0246 TROY PCT 007	17	.0
0247 TROY PCT 008	16	.0
0248 TROY PCT 009	12	.0
0249 TROY PCT 010	20	.0
0250 TROY PCT 011	26	.0
0251 TROY PCT 012	16	.0
0252 TROY PCT 013	42	.0
0253 TROY PCT 014	12	.0
0254 TROY PCT 015	21	.0
0255 TROY PCT 016	33	.0
0256 TROY PCT 017	6	.0
0257 TROY PCT 018	9	.0
0258 TROY PCT 019	5	.0
0259 TROY PCT 020	13	.0
0260 TROY PCT 021	1	.0
0261 TROY PCT 022	0	.0
0262 WASHINGTON PCT 001	12	.0
0263 WASHINGTON PCT 002	5	.0
0264 WASHINGTON PCT 003	7	.0
0265 WESLEY PCT 001	9	.0
0266 WHEATLAND PCT 001	27	.1
0267 WHEATLAND PCT 002	59	.0
0268 WHEATLAND PCT 003	5	.4
0269 WHEATLAND PCT 004	19	.0
0270 WHEATLAND PCT 005	14	.1
0271 WHEATLAND PCT 006	19	.0
0272 WHEATLAND PCT 007	13	.0
0273 WHEATLAND PCT 008	28	.0
0274 WHEATLAND PCT 009	22	.0
0275 WHEATLAND PCT 010	17	.0
0276 WHEATLAND PCT 011	17	.0
0277 WHEATLAND PCT 012	8	.0
0278 WHEATLAND PCT 013	26	.0
0279 WHEATLAND PCT 014	20	.2
0280 WHEATLAND PCT 015	11	.0
0281 WHEATLAND PCT 016	16	.1
0282 WHEATLAND PCT 017	24	.0
0283 WHEATLAND PCT 018	15	.0
0284 WHEATLAND PCT 019	12	.0

VOTE BY MAIL

WILL COUNTY, ILLINOIS
 GENERAL PRIMARY ELECTION
 MARCH 17, 2020
 STATISTICS

(VOTE BY MAIL)

REPORT-EL52

PAGE 0006

01 = BALLOTS CAST - DEMOCRATIC

TOTAL PERCENT
 4,032 99.51

02 = BALLOTS CAST - FEDERAL DEMOCRATIC

TOTAL PERCENT
 20 .49

(CONTINUED FROM PREVIOUS PAGE)

	01	02
0285 WHEATLAND PCT 020	9 . . 0	
0286 WHEATLAND PCT 021	5 . . 0	
0287 WHEATLAND PCT 022	25 . . 0	
0288 WHEATLAND PCT 023	21 . . 0	
0289 WHEATLAND PCT 024	6 . . 0	
0290 WHEATLAND PCT 025	6 . . 0	
0291 WHEATLAND PCT 026	30 . . 0	
0292 WHEATLAND PCT 027	5 . . 0	
0293 WHEATLAND PCT 028	6 . . 0	
0294 WHEATLAND PCT 029	17 . . 0	
0295 WHEATLAND PCT 030	17 . . 0	
0296 WHEATLAND PCT 031	11 . . 0	
0297 WHEATLAND PCT 032	11 . . 0	
0298 WHEATLAND PCT 033	17 . . 1	
0299 WHEATLAND PCT 034	25 . . 0	
0300 WILL PCT 001	10 . . 0	
0301 WILMINGTON PCT 001	17 . . 0	
0302 WILMINGTON PCT 002	7 . . 0	
0303 WILMINGTON PCT 003	10 . . 0	
0304 WILTON PCT 001	9 . . 0	

DEMOCRATIC PARTY



EARLY VOTING (BY PRECINCT)

LAUREN STALEY FERRY

WILL COUNTY CLERK

www.thewillcountyclerk.com

EARLY VOTING

WILL COUNTY, ILLINOIS
 GENERAL PRIMARY ELECTION
 MARCH 17, 2020
 STATISTICS

(EARLY VOTING)

REPORT-EL52

PAGE 0001

01 = BALLOTS CAST - DEMOCRATIC

TOTAL PERCENT
 19,827 100.00

02 = BALLOTS CAST - FEDERAL DEMOCRATIC

TOTAL PERCENT
 0

	01	02
0001 CHANNAHON PCT 001	49	. . 0
0002 CHANNAHON PCT 002	73	. . 0
0003 CHANNAHON PCT 003	55	. . 0
0004 CHANNAHON PCT 004	45	. . 0
0005 CHANNAHON PCT 005	33	. . 0
0006 CRETE PCT 001	40	. . 0
0007 CRETE PCT 002	26	. . 0
0008 CRETE PCT 003	40	. . 0
0009 CRETE PCT 004	72	. . 0
0010 CRETE PCT 005	62	. . 0
0011 CRETE PCT 006	45	. . 0
0012 CRETE PCT 007	55	. . 0
0013 CRETE PCT 008	36	. . 0
0014 CRETE PCT 009	29	. . 0
0015 CRETE PCT 010	16	. . 0
0016 CRETE PCT 011	20	. . 0
0017 CRETE PCT 012	23	. . 0
0018 CUSTER PCT 001	7	. . 0
0019 DU PAGE PCT 001	97	. . 0
0020 DU PAGE PCT 002	116	. . 0
0021 DU PAGE PCT 003	131	. . 0
0022 DU PAGE PCT 004	81	. . 0
0023 DU PAGE PCT 005	99	. . 0
0024 DU PAGE PCT 006	115	. . 0
0025 DU PAGE PCT 007	93	. . 0
0026 DU PAGE PCT 008	132	. . 0
0027 DU PAGE PCT 009	77	. . 0
0028 DU PAGE PCT 010	181	. . 0
0029 DU PAGE PCT 011	158	. . 0
0030 DU PAGE PCT 012	112	. . 0
0031 DU PAGE PCT 013	123	. . 0
0032 DU PAGE PCT 014	128	. . 0
0033 DU PAGE PCT 015	109	. . 0
0034 DU PAGE PCT 016	138	. . 0
0035 DU PAGE PCT 017	146	. . 0
0036 DU PAGE PCT 018	128	. . 0
0037 DU PAGE PCT 019	128	. . 0
0038 DU PAGE PCT 020	97	. . 0
0039 DU PAGE PCT 021	105	. . 0
0040 DU PAGE PCT 022	102	. . 0
0041 DU PAGE PCT 023	168	. . 0
0042 DU PAGE PCT 024	131	. . 0
0043 DU PAGE PCT 025	111	. . 0
0044 DU PAGE PCT 026	91	. . 0
0045 DU PAGE PCT 027	156	. . 0
0046 DU PAGE PCT 028	125	. . 0
0047 DU PAGE PCT 029	96	. . 0
0048 DU PAGE PCT 030	121	. . 0
0049 DU PAGE PCT 031	58	. . 0
0050 DU PAGE PCT 032	49	. . 0
0051 DU PAGE PCT 033	39	. . 0
0052 DU PAGE PCT 034	38	. . 0
0053 DU PAGE PCT 035	32	. . 0
0054 DU PAGE PCT 036	46	. . 0
0055 DU PAGE PCT 037	22	. . 0
0056 FLORENCE PCT 001	4	. . 0

EARLY VOTING

WILL COUNTY, ILLINOIS
GENERAL PRIMARY ELECTION
MARCH 17, 2020
STATISTICS

(EARLY VOTING)

REPORT-EL52

PAGE 0002

01 = BALLOTS CAST - DEMOCRATIC

TOTAL PERCENT
19,827 100.00

02 = BALLOTS CAST - FEDERAL DEMOCRATIC

TOTAL PERCENT
0

(CONTINUED FROM PREVIOUS PAGE)

	01	02
0057 FRANKFORT PCT 001	64	0
0058 FRANKFORT PCT 002	67	0
0059 FRANKFORT PCT 003	39	0
0060 FRANKFORT PCT 004	56	0
0061 FRANKFORT PCT 005	88	0
0062 FRANKFORT PCT 006	38	0
0063 FRANKFORT PCT 007	57	0
0064 FRANKFORT PCT 008	44	0
0065 FRANKFORT PCT 009	52	0
0066 FRANKFORT PCT 010	52	0
0067 FRANKFORT PCT 011	66	0
0068 FRANKFORT PCT 012	50	0
0069 FRANKFORT PCT 013	54	0
0070 FRANKFORT PCT 014	33	0
0071 FRANKFORT PCT 015	24	0
0072 FRANKFORT PCT 016	37	0
0073 FRANKFORT PCT 017	77	0
0074 FRANKFORT PCT 018	42	0
0075 FRANKFORT PCT 019	57	0
0076 FRANKFORT PCT 020	28	0
0077 FRANKFORT PCT 021	51	0
0078 FRANKFORT PCT 022	98	0
0079 FRANKFORT PCT 023	56	0
0080 FRANKFORT PCT 024	69	0
0081 FRANKFORT PCT 025	54	0
0082 FRANKFORT PCT 026	69	0
0083 FRANKFORT PCT 027	39	0
0084 FRANKFORT PCT 028	66	0
0085 GREEN GARDEN PCT 001	31	0
0086 GREEN GARDEN PCT 002	36	0
0087 HOMER PCT 001	26	0
0088 HOMER PCT 002	63	0
0089 HOMER PCT 003	46	0
0090 HOMER PCT 004	60	0
0091 HOMER PCT 005	37	0
0092 HOMER PCT 006	46	0
0093 HOMER PCT 007	58	0
0094 HOMER PCT 008	47	0
0095 HOMER PCT 009	45	0
0096 HOMER PCT 010	53	0
0097 HOMER PCT 011	64	0
0098 HOMER PCT 012	44	0
0099 HOMER PCT 013	53	0
0100 HOMER PCT 014	68	0
0101 HOMER PCT 015	92	0
0102 HOMER PCT 016	51	0
0103 HOMER PCT 017	38	0
0104 HOMER PCT 018	53	0
0105 JACKSON PCT 001	49	0
0106 JACKSON PCT 002	66	0
0107 JOLIET PCT 001	57	0
0108 JOLIET PCT 002	39	0
0109 JOLIET PCT 003	26	0
0110 JOLIET PCT 004	38	0
0111 JOLIET PCT 005	83	0
0112 JOLIET PCT 006	96	0
0113 JOLIET PCT 007	71	0

EARLY VOTING

WILL COUNTY, ILLINOIS
GENERAL PRIMARY ELECTION
MARCH 17, 2020
STATISTICS

(EARLY VOTING)

REPORT-EL52

PAGE 0003

01 = BALLOTS CAST - DEMOCRATIC

TOTAL PERCENT
19,827 100.00

02 = BALLOTS CAST - FEDERAL DEMOCRATIC

TOTAL PERCENT
0

(CONTINUED FROM PREVIOUS PAGE)

	01	02
0114 JOLIET PCT 008	55 . . 0	
0115 JOLIET PCT 009	33 . . 0	
0116 JOLIET PCT 010	45 . . 0	
0117 JOLIET PCT 011	64 . . 0	
0118 JOLIET PCT 012	52 . . 0	
0119 JOLIET PCT 013	86 . . 0	
0120 JOLIET PCT 014	62 . . 0	
0121 JOLIET PCT 015	59 . . 0	
0122 JOLIET PCT 016	69 . . 0	
0123 JOLIET PCT 017	94 . . 0	
0124 JOLIET PCT 018	87 . . 0	
0125 JOLIET PCT 019	76 . . 0	
0126 JOLIET PCT 020	70 . . 0	
0127 JOLIET PCT 021	70 . . 0	
0128 JOLIET PCT 022	70 . . 0	
0129 JOLIET PCT 023	90 . . 0	
0130 JOLIET PCT 024	34 . . 0	
0131 JOLIET PCT 025	66 . . 0	
0132 JOLIET PCT 026	53 . . 0	
0133 JOLIET PCT 027	26 . . 0	
0134 JOLIET PCT 028	72 . . 0	
0135 JOLIET PCT 029	64 . . 0	
0136 JOLIET PCT 030	40 . . 0	
0137 JOLIET PCT 031	65 . . 0	
0138 JOLIET PCT 032	74 . . 0	
0139 JOLIET PCT 033	24 . . 0	
0140 JOLIET PCT 034	64 . . 0	
0141 JOLIET PCT 035	96 . . 0	
0142 JOLIET PCT 036	96 . . 0	
0143 JOLIET PCT 037	91 . . 0	
0144 LOCKPORT PCT 001	71 . . 0	
0145 LOCKPORT PCT 002	49 . . 0	
0146 LOCKPORT PCT 003	35 . . 0	
0147 LOCKPORT PCT 004	35 . . 0	
0148 LOCKPORT PCT 005	55 . . 0	
0149 LOCKPORT PCT 006	38 . . 0	
0150 LOCKPORT PCT 007	38 . . 0	
0151 LOCKPORT PCT 008	63 . . 0	
0152 LOCKPORT PCT 009	99 . . 0	
0153 LOCKPORT PCT 010	61 . . 0	
0154 LOCKPORT PCT 011	79 . . 0	
0155 LOCKPORT PCT 012	46 . . 0	
0156 LOCKPORT PCT 013	92 . . 0	
0157 LOCKPORT PCT 014	42 . . 0	
0158 LOCKPORT PCT 015	29 . . 0	
0159 LOCKPORT PCT 016	92 . . 0	
0160 LOCKPORT PCT 017	117 . . 0	
0161 LOCKPORT PCT 018	94 . . 0	
0162 LOCKPORT PCT 019	101 . . 0	
0163 LOCKPORT PCT 020	61 . . 0	
0164 LOCKPORT PCT 021	44 . . 0	
0165 LOCKPORT PCT 022	39 . . 0	
0166 LOCKPORT PCT 023	17 . . 0	
0167 LOCKPORT PCT 024	32 . . 0	
0168 MANHATTAN PCT 001	37 . . 0	
0169 MANHATTAN PCT 002	41 . . 0	
0170 MANHATTAN PCT 003	59 . . 0	

EARLY VOTING

WILL COUNTY, ILLINOIS
GENERAL PRIMARY ELECTION
MARCH 17, 2020
STATISTICS

(EARLY VOTING)

REPORT-EL52

PAGE 0004

01 = BALLOTS CAST - DEMOCRATIC

TOTAL PERCENT
19,827 100.00

02 = BALLOTS CAST - FEDERAL DEMOCRATIC

TOTAL PERCENT
0

(CONTINUED FROM PREVIOUS PAGE)

	01	02
0171 MANHATTAN PCT 004	46	0
0172 MONEE PCT 001	48	0
0173 MONEE PCT 002	68	0
0174 MONEE PCT 003	71	0
0175 MONEE PCT 004	60	0
0176 MONEE PCT 005	24	0
0177 MONEE PCT 006	26	0
0178 MONEE PCT 007	38	0
0179 MONEE PCT 008	22	0
0180 NEW LENOX PCT 001	40	0
0181 NEW LENOX PCT 002	41	0
0182 NEW LENOX PCT 003	37	0
0183 NEW LENOX PCT 004	31	0
0184 NEW LENOX PCT 005	62	0
0185 NEW LENOX PCT 006	39	0
0186 NEW LENOX PCT 007	94	0
0187 NEW LENOX PCT 008	70	0
0188 NEW LENOX PCT 009	48	0
0189 NEW LENOX PCT 010	110	0
0190 NEW LENOX PCT 011	88	0
0191 NEW LENOX PCT 012	50	0
0192 NEW LENOX PCT 013	63	0
0193 NEW LENOX PCT 014	85	0
0194 NEW LENOX PCT 015	74	0
0195 NEW LENOX PCT 016	76	0
0196 NEW LENOX PCT 017	69	0
0197 NEW LENOX PCT 018	39	0
0198 NEW LENOX PCT 019	65	0
0199 NEW LENOX PCT 020	74	0
0200 PEOTONE PCT 001	17	0
0201 PEOTONE PCT 002	17	0
0202 PLAINFIELD PCT 001	68	0
0203 PLAINFIELD PCT 002	65	0
0204 PLAINFIELD PCT 003	50	0
0205 PLAINFIELD PCT 004	16	0
0206 PLAINFIELD PCT 005	24	0
0207 PLAINFIELD PCT 006	34	0
0208 PLAINFIELD PCT 007	66	0
0209 PLAINFIELD PCT 008	79	0
0210 PLAINFIELD PCT 009	77	0
0211 PLAINFIELD PCT 010	53	0
0212 PLAINFIELD PCT 011	21	0
0213 PLAINFIELD PCT 012	43	0
0214 PLAINFIELD PCT 013	116	0
0215 PLAINFIELD PCT 014	73	0
0216 PLAINFIELD PCT 015	63	0
0217 PLAINFIELD PCT 016	68	0
0218 PLAINFIELD PCT 017	29	0
0219 PLAINFIELD PCT 018	47	0
0220 PLAINFIELD PCT 019	30	0
0221 PLAINFIELD PCT 020	60	0
0222 PLAINFIELD PCT 021	52	0
0223 PLAINFIELD PCT 022	57	0
0224 PLAINFIELD PCT 023	37	0
0225 PLAINFIELD PCT 024	45	0
0226 PLAINFIELD PCT 025	30	0
0227 PLAINFIELD PCT 026	33	0

EARLY VOTING

WILL COUNTY, ILLINOIS
GENERAL PRIMARY ELECTION
MARCH 17, 2020
STATISTICS

(EARLY VOTING)

REPORT-EL52

PAGE 0005

01 = BALLOTS CAST - DEMOCRATIC

TOTAL PERCENT
19,827 100.00

02 = BALLOTS CAST - FEDERAL DEMOCRATIC

TOTAL PERCENT
0

(CONTINUED FROM PREVIOUS PAGE)

	01	02
0228 PLAINFIELD PCT 027	34	. . 0
0229 PLAINFIELD PCT 028	36	. . 0
0230 PLAINFIELD PCT 029	27	. . 0
0231 PLAINFIELD PCT 030	45	. . 0
0232 PLAINFIELD PCT 031	25	. . 0
0233 PLAINFIELD PCT 032	48	. . 0
0234 PLAINFIELD PCT 033	64	. . 0
0235 PLAINFIELD PCT 034	38	. . 0
0236 PLAINFIELD PCT 035	51	. . 0
0237 REED PCT 001	27	. . 0
0238 REED PCT 002	31	. . 0
0239 REED PCT 003	15	. . 0
0240 TROY PCT 001	76	. . 0
0241 TROY PCT 002	65	. . 0
0242 TROY PCT 003	38	. . 0
0243 TROY PCT 004	39	. . 0
0244 TROY PCT 005	68	. . 0
0245 TROY PCT 006	46	. . 0
0246 TROY PCT 007	91	. . 0
0247 TROY PCT 008	128	. . 0
0248 TROY PCT 009	61	. . 0
0249 TROY PCT 010	60	. . 0
0250 TROY PCT 011	115	. . 0
0251 TROY PCT 012	77	. . 0
0252 TROY PCT 013	172	. . 0
0253 TROY PCT 014	93	. . 0
0254 TROY PCT 015	51	. . 0
0255 TROY PCT 016	97	. . 0
0256 TROY PCT 017	87	. . 0
0257 TROY PCT 018	64	. . 0
0258 TROY PCT 019	81	. . 0
0259 TROY PCT 020	74	. . 0
0260 TROY PCT 021	57	. . 0
0261 TROY PCT 022	18	. . 0
0262 WASHINGTON PCT 001	23	. . 0
0263 WASHINGTON PCT 002	34	. . 0
0264 WASHINGTON PCT 003	20	. . 0
0265 WESLEY PCT 001	8	. . 0
0266 WHEATLAND PCT 001	94	. . 0
0267 WHEATLAND PCT 002	247	. . 0
0268 WHEATLAND PCT 003	74	. . 0
0269 WHEATLAND PCT 004	95	. . 0
0270 WHEATLAND PCT 005	81	. . 0
0271 WHEATLAND PCT 006	67	. . 0
0272 WHEATLAND PCT 007	95	. . 0
0273 WHEATLAND PCT 008	65	. . 0
0274 WHEATLAND PCT 009	133	. . 0
0275 WHEATLAND PCT 010	79	. . 0
0276 WHEATLAND PCT 011	175	. . 0
0277 WHEATLAND PCT 012	170	. . 0
0278 WHEATLAND PCT 013	95	. . 0
0279 WHEATLAND PCT 014	105	. . 0
0280 WHEATLAND PCT 015	97	. . 0
0281 WHEATLAND PCT 016	92	. . 0
0282 WHEATLAND PCT 017	86	. . 0
0283 WHEATLAND PCT 018	91	. . 0
0284 WHEATLAND PCT 019	83	. . 0

EARLY VOTING

WILL COUNTY, ILLINOIS
 GENERAL PRIMARY ELECTION
 MARCH 17, 2020
 STATISTICS

(EARLY VOTING)

REPORT-EL52

PAGE 0006

01 = BALLOTS CAST - DEMOCRATIC

TOTAL PERCENT
 19,827 100.00

02 = BALLOTS CAST - FEDERAL DEMOCRATIC

TOTAL PERCENT
 0

(CONTINUED FROM PREVIOUS PAGE)

	01	02
0285 WHEATLAND PCT 020	47	. . 0
0286 WHEATLAND PCT 021	80	. . 0
0287 WHEATLAND PCT 022	121	. . 0
0288 WHEATLAND PCT 023	60	. . 0
0289 WHEATLAND PCT 024	59	. . 0
0290 WHEATLAND PCT 025	55	. . 0
0291 WHEATLAND PCT 026	91	. . 0
0292 WHEATLAND PCT 027	134	. . 0
0293 WHEATLAND PCT 028	68	. . 0
0294 WHEATLAND PCT 029	73	. . 0
0295 WHEATLAND PCT 030	65	. . 0
0296 WHEATLAND PCT 031	91	. . 0
0297 WHEATLAND PCT 032	139	. . 0
0298 WHEATLAND PCT 033	142	. . 0
0299 WHEATLAND PCT 034	138	. . 0
0300 WILL PCT 001	7	. . 0
0301 WILMINGTON PCT 001	12	. . 0
0302 WILMINGTON PCT 002	13	. . 0
0303 WILMINGTON PCT 003	6	. . 0
0304 WILTON PCT 001	5	. . 0

DEMOCRATIC PARTY



ELECTION DAY (BY PRECINCT)

LAUREN STALEY FERRY

WILL COUNTY CLERK

www.thewillcountyclerk.com

ELECTION DAY

WILL COUNTY, ILLINOIS
 GENERAL PRIMARY ELECTION
 MARCH 17, 2020
 STATISTICS

(ELECTION DAY)

REPORT-EL52

PAGE 0001

01 = BALLOTS CAST - DEMOCRATIC

TOTAL PERCENT
 54,904 99.92

02 = BALLOTS CAST - FEDERAL DEMOCRATIC

TOTAL PERCENT
 45 .08

	01	02
0001 CHANNAHON PCT 001	119	. 0
0002 CHANNAHON PCT 002	163	. 0
0003 CHANNAHON PCT 003	131	. 0
0004 CHANNAHON PCT 004	130	. 0
0005 CHANNAHON PCT 005	149	. 0
0006 CRETE PCT 001	280	. 0
0007 CRETE PCT 002	178	. 0
0008 CRETE PCT 003	157	. 0
0009 CRETE PCT 004	234	. 0
0010 CRETE PCT 005	313	. 0
0011 CRETE PCT 006	248	. 0
0012 CRETE PCT 007	279	. 0
0013 CRETE PCT 008	244	. 0
0014 CRETE PCT 009	153	. 0
0015 CRETE PCT 010	102	. 0
0016 CRETE PCT 011	119	. 0
0017 CRETE PCT 012	160	. 0
0018 CUSTER PCT 001	81	. 0
0019 DU PAGE PCT 001	268	. 0
0020 DU PAGE PCT 002	186	. 0
0021 DU PAGE PCT 003	202	. 0
0022 DU PAGE PCT 004	167	. 0
0023 DU PAGE PCT 005	153	. 0
0024 DU PAGE PCT 006	151	. 0
0025 DU PAGE PCT 007	183	. 0
0026 DU PAGE PCT 008	221	. 1
0027 DU PAGE PCT 009	177	. 0
0028 DU PAGE PCT 010	218	. 0
0029 DU PAGE PCT 011	166	. 0
0030 DU PAGE PCT 012	168	. 0
0031 DU PAGE PCT 013	220	. 0
0032 DU PAGE PCT 014	176	. 0
0033 DU PAGE PCT 015	185	. 0
0034 DU PAGE PCT 016	225	. 0
0035 DU PAGE PCT 017	244	. 0
0036 DU PAGE PCT 018	173	. 0
0037 DU PAGE PCT 019	178	. 0
0038 DU PAGE PCT 020	151	. 0
0039 DU PAGE PCT 021	212	. 0
0040 DU PAGE PCT 022	224	. 0
0041 DU PAGE PCT 023	273	. 0
0042 DU PAGE PCT 024	168	. 0
0043 DU PAGE PCT 025	160	. 0
0044 DU PAGE PCT 026	172	. 0
0045 DU PAGE PCT 027	217	. 0
0046 DU PAGE PCT 028	180	. 0
0047 DU PAGE PCT 029	269	. 0
0048 DU PAGE PCT 030	208	. 0
0049 DU PAGE PCT 031	138	. 0
0050 DU PAGE PCT 032	267	. 0
0051 DU PAGE PCT 033	188	. 0
0052 DU PAGE PCT 034	155	. 0
0053 DU PAGE PCT 035	165	. 0
0054 DU PAGE PCT 036	262	. 0
0055 DU PAGE PCT 037	210	. 0
0056 FLORENCE PCT 001	78	. 0

ELECTION DAY

WILL COUNTY, ILLINOIS
GENERAL PRIMARY ELECTION
MARCH 17, 2020
STATISTICS

(ELECTION DAY)

REPORT-EL52

PAGE 0002

01 = BALLOTS CAST - DEMOCRATIC

TOTAL PERCENT
54,904 99.92

02 = BALLOTS CAST - FEDERAL DEMOCRATIC

TOTAL PERCENT
45 .08

(CONTINUED FROM PREVIOUS PAGE)

	01	02
0057 FRANKFORT PCT 001	185	. 0
0058 FRANKFORT PCT 002	135	. 0
0059 FRANKFORT PCT 003	218	. 0
0060 FRANKFORT PCT 004	128	. 0
0061 FRANKFORT PCT 005	209	. 0
0062 FRANKFORT PCT 006	150	. 0
0063 FRANKFORT PCT 007	138	. 0
0064 FRANKFORT PCT 008	138	. 0
0065 FRANKFORT PCT 009	149	. 0
0066 FRANKFORT PCT 010	197	. 3
0067 FRANKFORT PCT 011	188	. 0
0068 FRANKFORT PCT 012	156	. 0
0069 FRANKFORT PCT 013	134	. 0
0070 FRANKFORT PCT 014	203	. 0
0071 FRANKFORT PCT 015	131	. 0
0072 FRANKFORT PCT 016	185	. 0
0073 FRANKFORT PCT 017	149	. 2
0074 FRANKFORT PCT 018	172	. 0
0075 FRANKFORT PCT 019	181	. 0
0076 FRANKFORT PCT 020	162	. 0
0077 FRANKFORT PCT 021	157	. 0
0078 FRANKFORT PCT 022	118	. 0
0079 FRANKFORT PCT 023	156	. 0
0080 FRANKFORT PCT 024	212	. 0
0081 FRANKFORT PCT 025	169	. 0
0082 FRANKFORT PCT 026	171	. 0
0083 FRANKFORT PCT 027	113	. 0
0084 FRANKFORT PCT 028	215	. 0
0085 GREEN GARDEN PCT 001	125	. 0
0086 GREEN GARDEN PCT 002	134	. 0
0087 HOMER PCT 001	122	. 0
0088 HOMER PCT 002	163	. 0
0089 HOMER PCT 003	134	. 0
0090 HOMER PCT 004	128	. 0
0091 HOMER PCT 005	122	. 0
0092 HOMER PCT 006	128	. 0
0093 HOMER PCT 007	165	. 1
0094 HOMER PCT 008	134	. 0
0095 HOMER PCT 009	130	. 0
0096 HOMER PCT 010	168	. 0
0097 HOMER PCT 011	161	. 0
0098 HOMER PCT 012	141	. 0
0099 HOMER PCT 013	167	. 0
0100 HOMER PCT 014	265	. 0
0101 HOMER PCT 015	229	. 0
0102 HOMER PCT 016	146	. 0
0103 HOMER PCT 017	133	. 0
0104 HOMER PCT 018	181	. 0
0105 JACKSON PCT 001	149	. 0
0106 JACKSON PCT 002	155	. 0
0107 JOLIET PCT 001	225	. 0
0108 JOLIET PCT 002	146	. 0
0109 JOLIET PCT 003	148	. 0
0110 JOLIET PCT 004	159	. 0
0111 JOLIET PCT 005	126	. 0
0112 JOLIET PCT 006	120	. 0
0113 JOLIET PCT 007	216	. 0

ELECTION DAY

WILL COUNTY, ILLINOIS
GENERAL PRIMARY ELECTION
MARCH 17, 2020
STATISTICS

(ELECTION DAY)

REPORT-EL52

PAGE 0003

01 = BALLOTS CAST - DEMOCRATIC

TOTAL PERCENT
54,904 99.92

02 = BALLOTS CAST - FEDERAL DEMOCRATIC

TOTAL PERCENT
45 .08

(CONTINUED FROM PREVIOUS PAGE)

	01	02
0114 JOLIET PCT 008	140	. . 0
0115 JOLIET PCT 009	172	. . 0
0116 JOLIET PCT 010	176	. . 0
0117 JOLIET PCT 011	133	. . 0
0118 JOLIET PCT 012	185	. . 0
0119 JOLIET PCT 013	161	. . 0
0120 JOLIET PCT 014	155	. . 0
0121 JOLIET PCT 015	132	. . 0
0122 JOLIET PCT 016	220	. . 0
0123 JOLIET PCT 017	176	. . 0
0124 JOLIET PCT 018	232	. . 0
0125 JOLIET PCT 019	163	. . 0
0126 JOLIET PCT 020	150	. . 0
0127 JOLIET PCT 021	223	. . 0
0128 JOLIET PCT 022	179	. . 0
0129 JOLIET PCT 023	145	. . 0
0130 JOLIET PCT 024	144	. . 0
0131 JOLIET PCT 025	160	. . 0
0132 JOLIET PCT 026	187	. . 5
0133 JOLIET PCT 027	83	. . 0
0134 JOLIET PCT 028	124	. . 0
0135 JOLIET PCT 029	137	. . 0
0136 JOLIET PCT 030	155	. . 0
0137 JOLIET PCT 031	134	. . 0
0138 JOLIET PCT 032	180	. . 0
0139 JOLIET PCT 033	172	. . 0
0140 JOLIET PCT 034	170	. . 0
0141 JOLIET PCT 035	215	. . 0
0142 JOLIET PCT 036	152	. . 0
0143 JOLIET PCT 037	150	. . 0
0144 LOCKPORT PCT 001	287	. . 0
0145 LOCKPORT PCT 002	256	. . 0
0146 LOCKPORT PCT 003	225	. . 0
0147 LOCKPORT PCT 004	159	. . 0
0148 LOCKPORT PCT 005	144	. . 0
0149 LOCKPORT PCT 006	273	. . 0
0150 LOCKPORT PCT 007	326	. . 0
0151 LOCKPORT PCT 008	299	. . 0
0152 LOCKPORT PCT 009	305	. . 0
0153 LOCKPORT PCT 010	219	. . 0
0154 LOCKPORT PCT 011	158	. . 0
0155 LOCKPORT PCT 012	168	. . 0
0156 LOCKPORT PCT 013	307	. . 0
0157 LOCKPORT PCT 014	190	. . 0
0158 LOCKPORT PCT 015	231	. . 0
0159 LOCKPORT PCT 016	199	. . 0
0160 LOCKPORT PCT 017	170	. . 0
0161 LOCKPORT PCT 018	147	. . 0
0162 LOCKPORT PCT 019	179	. . 0
0163 LOCKPORT PCT 020	157	. . 0
0164 LOCKPORT PCT 021	175	. . 0
0165 LOCKPORT PCT 022	148	. . 0
0166 LOCKPORT PCT 023	142	. . 0
0167 LOCKPORT PCT 024	172	. . 0
0168 MANHATTAN PCT 001	160	. . 0
0169 MANHATTAN PCT 002	212	. . 0
0170 MANHATTAN PCT 003	203	. . 0

ELECTION DAY

WILL COUNTY, ILLINOIS
GENERAL PRIMARY ELECTION
MARCH 17, 2020
STATISTICS

(ELECTION DAY)

REPORT-EL52

PAGE 0004

01 = BALLOTS CAST - DEMOCRATIC

TOTAL PERCENT
54,904 99.92

02 = BALLOTS CAST - FEDERAL DEMOCRATIC

TOTAL PERCENT
45 .08

(CONTINUED FROM PREVIOUS PAGE)

	01	02
0171 MANHATTAN PCT 004	161	. 0
0172 MONEE PCT 001	158	. 0
0173 MONEE PCT 002	259	. 0
0174 MONEE PCT 003	157	. 0
0175 MONEE PCT 004	227	. 0
0176 MONEE PCT 005	303	. 0
0177 MONEE PCT 006	225	. 3
0178 MONEE PCT 007	321	. 10
0179 MONEE PCT 008	161	. 0
0180 NEW LENOX PCT 001	143	. 0
0181 NEW LENOX PCT 002	109	. 0
0182 NEW LENOX PCT 003	129	. 0
0183 NEW LENOX PCT 004	120	. 0
0184 NEW LENOX PCT 005	112	. 0
0185 NEW LENOX PCT 006	105	. 5
0186 NEW LENOX PCT 007	120	. 0
0187 NEW LENOX PCT 008	99	. 0
0188 NEW LENOX PCT 009	164	. 0
0189 NEW LENOX PCT 010	121	. 0
0190 NEW LENOX PCT 011	180	. 0
0191 NEW LENOX PCT 012	137	. 0
0192 NEW LENOX PCT 013	133	. 0
0193 NEW LENOX PCT 014	222	. 0
0194 NEW LENOX PCT 015	105	. 0
0195 NEW LENOX PCT 016	158	. 0
0196 NEW LENOX PCT 017	122	. 0
0197 NEW LENOX PCT 018	161	. 0
0198 NEW LENOX PCT 019	181	. 0
0199 NEW LENOX PCT 020	192	. 0
0200 PEOTONE PCT 001	209	. 0
0201 PEOTONE PCT 002	175	. 0
0202 PLAINFIELD PCT 001	174	. 0
0203 PLAINFIELD PCT 002	199	. 0
0204 PLAINFIELD PCT 003	124	. 0
0205 PLAINFIELD PCT 004	142	. 0
0206 PLAINFIELD PCT 005	227	. 10
0207 PLAINFIELD PCT 006	302	. 0
0208 PLAINFIELD PCT 007	327	. 0
0209 PLAINFIELD PCT 008	186	. 0
0210 PLAINFIELD PCT 009	170	. 0
0211 PLAINFIELD PCT 010	111	. 0
0212 PLAINFIELD PCT 011	127	. 0
0213 PLAINFIELD PCT 012	295	. 0
0214 PLAINFIELD PCT 013	218	. 0
0215 PLAINFIELD PCT 014	155	. 0
0216 PLAINFIELD PCT 015	138	. 0
0217 PLAINFIELD PCT 016	163	. 0
0218 PLAINFIELD PCT 017	192	. 0
0219 PLAINFIELD PCT 018	234	. 0
0220 PLAINFIELD PCT 019	238	. 0
0221 PLAINFIELD PCT 020	185	. 0
0222 PLAINFIELD PCT 021	144	. 0
0223 PLAINFIELD PCT 022	193	. 0
0224 PLAINFIELD PCT 023	141	. 0
0225 PLAINFIELD PCT 024	151	. 0
0226 PLAINFIELD PCT 025	223	. 3
0227 PLAINFIELD PCT 026	210	. 0

ELECTION DAY

WILL COUNTY, ILLINOIS
GENERAL PRIMARY ELECTION
MARCH 17, 2020
STATISTICS

(ELECTION DAY)

REPORT-EL52

PAGE 0005

01 = BALLOTS CAST - DEMOCRATIC

TOTAL PERCENT
54,904 99.92

02 = BALLOTS CAST - FEDERAL DEMOCRATIC

TOTAL PERCENT
45 .08

(CONTINUED FROM PREVIOUS PAGE)

	01	02
0228 PLAINFIELD PCT 027	258 . . 0	
0229 PLAINFIELD PCT 028	228 . . 0	
0230 PLAINFIELD PCT 029	196 . . 0	
0231 PLAINFIELD PCT 030	188 . . 0	
0232 PLAINFIELD PCT 031	202 . . 0	
0233 PLAINFIELD PCT 032	176 . . 0	
0234 PLAINFIELD PCT 033	162 . . 0	
0235 PLAINFIELD PCT 034	184 . . 0	
0236 PLAINFIELD PCT 035	253 . . 0	
0237 REED PCT 001	122 . . 0	
0238 REED PCT 002	114 . . 0	
0239 REED PCT 003	107 . . 1	
0240 TROY PCT 001	274 . . 0	
0241 TROY PCT 002	202 . . 0	
0242 TROY PCT 003	129 . . 0	
0243 TROY PCT 004	166 . . 0	
0244 TROY PCT 005	111 . . 0	
0245 TROY PCT 006	131 . . 0	
0246 TROY PCT 007	235 . . 0	
0247 TROY PCT 008	235 . . 0	
0248 TROY PCT 009	158 . . 0	
0249 TROY PCT 010	142 . . 0	
0250 TROY PCT 011	189 . . 0	
0251 TROY PCT 012	172 . . 0	
0252 TROY PCT 013	203 . . 1	
0253 TROY PCT 014	156 . . 0	
0254 TROY PCT 015	200 . . 0	
0255 TROY PCT 016	171 . . 0	
0256 TROY PCT 017	163 . . 0	
0257 TROY PCT 018	167 . . 0	
0258 TROY PCT 019	238 . . 0	
0259 TROY PCT 020	192 . . 0	
0260 TROY PCT 021	192 . . 0	
0261 TROY PCT 022	88 . . 0	
0262 WASHINGTON PCT 001	131 . . 0	
0263 WASHINGTON PCT 002	161 . . 0	
0264 WASHINGTON PCT 003	98 . . 0	
0265 WESLEY PCT 001	117 . . 0	
0266 WHEATLAND PCT 001	300 . . 0	
0267 WHEATLAND PCT 002	183 . . 0	
0268 WHEATLAND PCT 003	209 . . 0	
0269 WHEATLAND PCT 004	266 . . 0	
0270 WHEATLAND PCT 005	257 . . 0	
0271 WHEATLAND PCT 006	209 . . 0	
0272 WHEATLAND PCT 007	167 . . 0	
0273 WHEATLAND PCT 008	251 . . 0	
0274 WHEATLAND PCT 009	233 . . 0	
0275 WHEATLAND PCT 010	195 . . 0	
0276 WHEATLAND PCT 011	229 . . 0	
0277 WHEATLAND PCT 012	135 . . 0	
0278 WHEATLAND PCT 013	118 . . 0	
0279 WHEATLAND PCT 014	206 . . 0	
0280 WHEATLAND PCT 015	175 . . 0	
0281 WHEATLAND PCT 016	170 . . 0	
0282 WHEATLAND PCT 017	225 . . 0	
0283 WHEATLAND PCT 018	206 . . 0	
0284 WHEATLAND PCT 019	217 . . 0	

ELECTION DAY

WILL COUNTY, ILLINOIS
GENERAL PRIMARY ELECTION
MARCH 17, 2020
STATISTICS

(ELECTION DAY)

REPORT-EL52

PAGE 0006

	TOTAL	PERCENT		TOTAL	PERCENT
01 = BALLOTS CAST - DEMOCRATIC	54,904	99.92	02 = BALLOTS CAST - FEDERAL DEMOCRATIC	45	.08
(CONTINUED FROM PREVIOUS PAGE)	01	02			
0285 WHEATLAND PCT 020	162	. 0			
0286 WHEATLAND PCT 021	201	. 0			
0287 WHEATLAND PCT 022	267	. 0			
0288 WHEATLAND PCT 023	236	. 0			
0289 WHEATLAND PCT 024	175	. 0			
0290 WHEATLAND PCT 025	209	. 0			
0291 WHEATLAND PCT 026	182	. 0			
0292 WHEATLAND PCT 027	302	. 0			
0293 WHEATLAND PCT 028	198	. 0			
0294 WHEATLAND PCT 029	221	. 0			
0295 WHEATLAND PCT 030	197	. 0			
0296 WHEATLAND PCT 031	210	. 0			
0297 WHEATLAND PCT 032	242	. 0			
0298 WHEATLAND PCT 033	253	. 0			
0299 WHEATLAND PCT 034	338	. 0			
0300 WILL PCT 001	97	. 0			
0301 WILMINGTON PCT 001	160	. 0			
0302 WILMINGTON PCT 002	105	. 0			
0303 WILMINGTON PCT 003	131	. 0			
0304 WILTON PCT 001	65	. 0			

DEMOCRATIC PARTY



PROVISIONAL VOTING (BY PRECINCT)

LAUREN STALEY FERRY

WILL COUNTY CLERK

www.thewillcountyclerk.com

PROVISIONAL

WILL COUNTY, ILLINOIS
 GENERAL PRIMARY ELECTION
 MARCH 17, 2020
 STATISTICS

(PROVISIONAL)

REPORT-EL52

PAGE 0001

01 = BALLOTS CAST - DEMOCRATIC

TOTAL PERCENT
 115 99.14

02 = BALLOTS CAST - FEDERAL DEMOCRATIC

TOTAL PERCENT
 1 .86

	01	02
0001 CHANNAHON PCT 001	2	.0
0002 CHANNAHON PCT 002	1	.0
0003 CHANNAHON PCT 003	0	.0
0004 CHANNAHON PCT 004	0	.0
0005 CHANNAHON PCT 005	1	.0
0006 CRETE PCT 001	0	.0
0007 CRETE PCT 002	0	.0
0008 CRETE PCT 003	0	.0
0009 CRETE PCT 004	0	.0
0010 CRETE PCT 005	0	.0
0011 CRETE PCT 006	2	.0
0012 CRETE PCT 007	0	.0
0013 CRETE PCT 008	1	.1
0014 CRETE PCT 009	0	.0
0015 CRETE PCT 010	0	.0
0016 CRETE PCT 011	0	.0
0017 CRETE PCT 012	0	.0
0018 CUSTER PCT 001	0	.0
0019 DU PAGE PCT 001	0	.0
0020 DU PAGE PCT 002	0	.0
0021 DU PAGE PCT 003	0	.0
0022 DU PAGE PCT 004	0	.0
0023 DU PAGE PCT 005	0	.0
0024 DU PAGE PCT 006	0	.0
0025 DU PAGE PCT 007	1	.0
0026 DU PAGE PCT 008	1	.0
0027 DU PAGE PCT 009	1	.0
0028 DU PAGE PCT 010	0	.0
0029 DU PAGE PCT 011	0	.0
0030 DU PAGE PCT 012	0	.0
0031 DU PAGE PCT 013	0	.0
0032 DU PAGE PCT 014	0	.0
0033 DU PAGE PCT 015	0	.0
0034 DU PAGE PCT 016	0	.0
0035 DU PAGE PCT 017	1	.0
0036 DU PAGE PCT 018	0	.0
0037 DU PAGE PCT 019	0	.0
0038 DU PAGE PCT 020	0	.0
0039 DU PAGE PCT 021	0	.0
0040 DU PAGE PCT 022	0	.0
0041 DU PAGE PCT 023	0	.0
0042 DU PAGE PCT 024	0	.0
0043 DU PAGE PCT 025	0	.0
0044 DU PAGE PCT 026	0	.0
0045 DU PAGE PCT 027	0	.0
0046 DU PAGE PCT 028	0	.0
0047 DU PAGE PCT 029	0	.0
0048 DU PAGE PCT 030	0	.0
0049 DU PAGE PCT 031	0	.0
0050 DU PAGE PCT 032	0	.0
0051 DU PAGE PCT 033	0	.0
0052 DU PAGE PCT 034	0	.0
0053 DU PAGE PCT 035	0	.0
0054 DU PAGE PCT 036	0	.0
0055 DU PAGE PCT 037	0	.0
0056 FLORENCE PCT 001	0	.0

PROVISIONAL

WILL COUNTY, ILLINOIS
 GENERAL PRIMARY ELECTION
 MARCH 17, 2020
 STATISTICS

(PROVISIONAL)

REPORT-EL52

PAGE 0002

01 = BALLOTS CAST - DEMOCRATIC

TOTAL PERCENT
 115 99.14

02 = BALLOTS CAST - FEDERAL DEMOCRATIC

TOTAL PERCENT
 1 .86

(CONTINUED FROM PREVIOUS PAGE)

	01	02
0057 FRANKFORT PCT 001	1	.0
0058 FRANKFORT PCT 002	0	.0
0059 FRANKFORT PCT 003	2	.0
0060 FRANKFORT PCT 004	0	.0
0061 FRANKFORT PCT 005	0	.0
0062 FRANKFORT PCT 006	0	.0
0063 FRANKFORT PCT 007	0	.0
0064 FRANKFORT PCT 008	0	.0
0065 FRANKFORT PCT 009	0	.0
0066 FRANKFORT PCT 010	1	.0
0067 FRANKFORT PCT 011	0	.0
0068 FRANKFORT PCT 012	0	.0
0069 FRANKFORT PCT 013	0	.0
0070 FRANKFORT PCT 014	0	.0
0071 FRANKFORT PCT 015	0	.0
0072 FRANKFORT PCT 016	2	.0
0073 FRANKFORT PCT 017	0	.0
0074 FRANKFORT PCT 018	0	.0
0075 FRANKFORT PCT 019	0	.0
0076 FRANKFORT PCT 020	0	.0
0077 FRANKFORT PCT 021	0	.0
0078 FRANKFORT PCT 022	1	.0
0079 FRANKFORT PCT 023	1	.0
0080 FRANKFORT PCT 024	0	.0
0081 FRANKFORT PCT 025	0	.0
0082 FRANKFORT PCT 026	1	.0
0083 FRANKFORT PCT 027	0	.0
0084 FRANKFORT PCT 028	1	.0
0085 GREEN GARDEN PCT 001	1	.0
0086 GREEN GARDEN PCT 002	0	.0
0087 HOMER PCT 001	0	.0
0088 HOMER PCT 002	1	.0
0089 HOMER PCT 003	0	.0
0090 HOMER PCT 004	0	.0
0091 HOMER PCT 005	1	.0
0092 HOMER PCT 006	3	.0
0093 HOMER PCT 007	0	.0
0094 HOMER PCT 008	0	.0
0095 HOMER PCT 009	0	.0
0096 HOMER PCT 010	0	.0
0097 HOMER PCT 011	0	.0
0098 HOMER PCT 012	1	.0
0099 HOMER PCT 013	0	.0
0100 HOMER PCT 014	0	.0
0101 HOMER PCT 015	0	.0
0102 HOMER PCT 016	0	.0
0103 HOMER PCT 017	0	.0
0104 HOMER PCT 018	1	.0
0105 JACKSON PCT 001	0	.0
0106 JACKSON PCT 002	1	.0
0107 JOLIET PCT 001	2	.0
0108 JOLIET PCT 002	0	.0
0109 JOLIET PCT 003	0	.0
0110 JOLIET PCT 004	1	.0
0111 JOLIET PCT 005	0	.0
0112 JOLIET PCT 006	0	.0
0113 JOLIET PCT 007	0	.0

PROVISIONAL

WILL COUNTY, ILLINOIS
GENERAL PRIMARY ELECTION
MARCH 17, 2020
STATISTICS

(PROVISIONAL)

REPORT-EL52

PAGE 0003

01 = BALLOTS CAST - DEMOCRATIC

TOTAL PERCENT
115 99.14

02 = BALLOTS CAST - FEDERAL DEMOCRATIC

TOTAL PERCENT
1 .86

(CONTINUED FROM PREVIOUS PAGE)

	01	02
0114 JOLIET PCT 008	0	.0
0115 JOLIET PCT 009	1	.0
0116 JOLIET PCT 010	0	.0
0117 JOLIET PCT 011	0	.0
0118 JOLIET PCT 012	0	.0
0119 JOLIET PCT 013	0	.0
0120 JOLIET PCT 014	0	.0
0121 JOLIET PCT 015	0	.0
0122 JOLIET PCT 016	0	.0
0123 JOLIET PCT 017	0	.0
0124 JOLIET PCT 018	1	.0
0125 JOLIET PCT 019	1	.0
0126 JOLIET PCT 020	1	.0
0127 JOLIET PCT 021	0	.0
0128 JOLIET PCT 022	1	.0
0129 JOLIET PCT 023	0	.0
0130 JOLIET PCT 024	0	.0
0131 JOLIET PCT 025	0	.0
0132 JOLIET PCT 026	0	.0
0133 JOLIET PCT 027	0	.0
0134 JOLIET PCT 028	0	.0
0135 JOLIET PCT 029	0	.0
0136 JOLIET PCT 030	0	.0
0137 JOLIET PCT 031	0	.0
0138 JOLIET PCT 032	2	.0
0139 JOLIET PCT 033	0	.0
0140 JOLIET PCT 034	0	.0
0141 JOLIET PCT 035	1	.0
0142 JOLIET PCT 036	0	.0
0143 JOLIET PCT 037	0	.0
0144 LOCKPORT PCT 001	0	.0
0145 LOCKPORT PCT 002	2	.0
0146 LOCKPORT PCT 003	0	.0
0147 LOCKPORT PCT 004	0	.0
0148 LOCKPORT PCT 005	0	.0
0149 LOCKPORT PCT 006	3	.0
0150 LOCKPORT PCT 007	1	.0
0151 LOCKPORT PCT 008	1	.0
0152 LOCKPORT PCT 009	1	.0
0153 LOCKPORT PCT 010	0	.0
0154 LOCKPORT PCT 011	0	.0
0155 LOCKPORT PCT 012	1	.0
0156 LOCKPORT PCT 013	0	.0
0157 LOCKPORT PCT 014	1	.0
0158 LOCKPORT PCT 015	0	.0
0159 LOCKPORT PCT 016	0	.0
0160 LOCKPORT PCT 017	0	.0
0161 LOCKPORT PCT 018	2	.0
0162 LOCKPORT PCT 019	0	.0
0163 LOCKPORT PCT 020	0	.0
0164 LOCKPORT PCT 021	0	.0
0165 LOCKPORT PCT 022	0	.0
0166 LOCKPORT PCT 023	1	.0
0167 LOCKPORT PCT 024	1	.0
0168 MANHATTAN PCT 001	1	.0
0169 MANHATTAN PCT 002	0	.0
0170 MANHATTAN PCT 003	0	.0

PROVISIONAL

WILL COUNTY, ILLINOIS
GENERAL PRIMARY ELECTION
MARCH 17, 2020
STATISTICS

(PROVISIONAL)

REPORT-EL52

PAGE 0004

01 = BALLOTS CAST - DEMOCRATIC

TOTAL PERCENT
115 99.14

02 = BALLOTS CAST - FEDERAL DEMOCRATIC

TOTAL PERCENT
1 .86

(CONTINUED FROM PREVIOUS PAGE)

	01	02
0171 MANHATTAN PCT 004	0 . . 0	
0172 MONEE PCT 001	0 . . 0	
0173 MONEE PCT 002	2 . . 0	
0174 MONEE PCT 003	0 . . 0	
0175 MONEE PCT 004	1 . . 0	
0176 MONEE PCT 005	6 . . 0	
0177 MONEE PCT 006	1 . . 0	
0178 MONEE PCT 007	0 . . 0	
0179 MONEE PCT 008	1 . . 0	
0180 NEW LENOX PCT 001	2 . . 0	
0181 NEW LENOX PCT 002	0 . . 0	
0182 NEW LENOX PCT 003	0 . . 0	
0183 NEW LENOX PCT 004	0 . . 0	
0184 NEW LENOX PCT 005	0 . . 0	
0185 NEW LENOX PCT 006	1 . . 0	
0186 NEW LENOX PCT 007	3 . . 0	
0187 NEW LENOX PCT 008	0 . . 0	
0188 NEW LENOX PCT 009	0 . . 0	
0189 NEW LENOX PCT 010	0 . . 0	
0190 NEW LENOX PCT 011	1 . . 0	
0191 NEW LENOX PCT 012	0 . . 0	
0192 NEW LENOX PCT 013	0 . . 0	
0193 NEW LENOX PCT 014	0 . . 0	
0194 NEW LENOX PCT 015	0 . . 0	
0195 NEW LENOX PCT 016	0 . . 0	
0196 NEW LENOX PCT 017	0 . . 0	
0197 NEW LENOX PCT 018	0 . . 0	
0198 NEW LENOX PCT 019	1 . . 0	
0199 NEW LENOX PCT 020	2 . . 0	
0200 PEOTONE PCT 001	0 . . 0	
0201 PEOTONE PCT 002	0 . . 0	
0202 PLAINFIELD PCT 001	0 . . 0	
0203 PLAINFIELD PCT 002	0 . . 0	
0204 PLAINFIELD PCT 003	0 . . 0	
0205 PLAINFIELD PCT 004	0 . . 0	
0206 PLAINFIELD PCT 005	0 . . 0	
0207 PLAINFIELD PCT 006	0 . . 0	
0208 PLAINFIELD PCT 007	0 . . 0	
0209 PLAINFIELD PCT 008	0 . . 0	
0210 PLAINFIELD PCT 009	1 . . 0	
0211 PLAINFIELD PCT 010	1 . . 0	
0212 PLAINFIELD PCT 011	0 . . 0	
0213 PLAINFIELD PCT 012	1 . . 0	
0214 PLAINFIELD PCT 013	0 . . 0	
0215 PLAINFIELD PCT 014	0 . . 0	
0216 PLAINFIELD PCT 015	0 . . 0	
0217 PLAINFIELD PCT 016	0 . . 0	
0218 PLAINFIELD PCT 017	0 . . 0	
0219 PLAINFIELD PCT 018	0 . . 0	
0220 PLAINFIELD PCT 019	2 . . 0	
0221 PLAINFIELD PCT 020	0 . . 0	
0222 PLAINFIELD PCT 021	1 . . 0	
0223 PLAINFIELD PCT 022	1 . . 0	
0224 PLAINFIELD PCT 023	0 . . 0	
0225 PLAINFIELD PCT 024	0 . . 0	
0226 PLAINFIELD PCT 025	3 . . 0	
0227 PLAINFIELD PCT 026	0 . . 0	

PROVISIONAL

WILL COUNTY, ILLINOIS
GENERAL PRIMARY ELECTION
MARCH 17, 2020
STATISTICS

(PROVISIONAL)

REPORT-EL52

PAGE 0005

01 = BALLOTS CAST - DEMOCRATIC

TOTAL PERCENT
115 99.14

02 = BALLOTS CAST - FEDERAL DEMOCRATIC

TOTAL PERCENT
1 .86

(CONTINUED FROM PREVIOUS PAGE)

	01	02
0228 PLAINFIELD PCT 027	0	0
0229 PLAINFIELD PCT 028	0	0
0230 PLAINFIELD PCT 029	1	0
0231 PLAINFIELD PCT 030	1	0
0232 PLAINFIELD PCT 031	0	0
0233 PLAINFIELD PCT 032	0	0
0234 PLAINFIELD PCT 033	0	0
0235 PLAINFIELD PCT 034	0	0
0236 PLAINFIELD PCT 035	0	0
0237 REED PCT 001	0	0
0238 REED PCT 002	0	0
0239 REED PCT 003	0	0
0240 TROY PCT 001	0	0
0241 TROY PCT 002	1	0
0242 TROY PCT 003	0	0
0243 TROY PCT 004	0	0
0244 TROY PCT 005	0	0
0245 TROY PCT 006	0	0
0246 TROY PCT 007	0	0
0247 TROY PCT 008	1	0
0248 TROY PCT 009	0	0
0249 TROY PCT 010	0	0
0250 TROY PCT 011	0	0
0251 TROY PCT 012	0	0
0252 TROY PCT 013	0	0
0253 TROY PCT 014	0	0
0254 TROY PCT 015	0	0
0255 TROY PCT 016	0	0
0256 TROY PCT 017	0	0
0257 TROY PCT 018	0	0
0258 TROY PCT 019	0	0
0259 TROY PCT 020	1	0
0260 TROY PCT 021	0	0
0261 TROY PCT 022	0	0
0262 WASHINGTON PCT 001	0	0
0263 WASHINGTON PCT 002	0	0
0264 WASHINGTON PCT 003	0	0
0265 WESLEY PCT 001	1	0
0266 WHEATLAND PCT 001	0	0
0267 WHEATLAND PCT 002	1	0
0268 WHEATLAND PCT 003	4	0
0269 WHEATLAND PCT 004	1	0
0270 WHEATLAND PCT 005	0	0
0271 WHEATLAND PCT 006	1	0
0272 WHEATLAND PCT 007	1	0
0273 WHEATLAND PCT 008	0	0
0274 WHEATLAND PCT 009	1	0
0275 WHEATLAND PCT 010	3	0
0276 WHEATLAND PCT 011	1	0
0277 WHEATLAND PCT 012	0	0
0278 WHEATLAND PCT 013	0	0
0279 WHEATLAND PCT 014	0	0
0280 WHEATLAND PCT 015	0	0
0281 WHEATLAND PCT 016	0	0
0282 WHEATLAND PCT 017	0	0
0283 WHEATLAND PCT 018	0	0
0284 WHEATLAND PCT 019	0	0

PROVISIONAL

WILL COUNTY, ILLINOIS
 GENERAL PRIMARY ELECTION
 MARCH 17, 2020
 STATISTICS

(PROVISIONAL)

REPORT-EL52 PAGE 0006

01 = BALLOTS CAST - DEMOCRATIC

TOTAL PERCENT
 115 99.14

02 = BALLOTS CAST - FEDERAL DEMOCRATIC

TOTAL PERCENT
 1 .86

(CONTINUED FROM PREVIOUS PAGE)

	01	02
0285 WHEATLAND PCT 020	0	.0
0286 WHEATLAND PCT 021	1	.0
0287 WHEATLAND PCT 022	0	.0
0288 WHEATLAND PCT 023	0	.0
0289 WHEATLAND PCT 024	0	.0
0290 WHEATLAND PCT 025	1	.0
0291 WHEATLAND PCT 026	1	.0
0292 WHEATLAND PCT 027	1	.0
0293 WHEATLAND PCT 028	1	.0
0294 WHEATLAND PCT 029	1	.0
0295 WHEATLAND PCT 030	0	.0
0296 WHEATLAND PCT 031	0	.0
0297 WHEATLAND PCT 032	0	.0
0298 WHEATLAND PCT 033	0	.0
0299 WHEATLAND PCT 034	2	.0
0300 WILL PCT 001	0	.0
0301 WILMINGTON PCT 001	0	.0
0302 WILMINGTON PCT 002	1	.0
0303 WILMINGTON PCT 003	0	.0
0304 WILTON PCT 001	0	.0

DEMOCRATIC PARTY



**POSTMARK
VOTE BY MAIL
(BY PRECINCT)**

LAUREN STALEY FERRY

WILL COUNTY CLERK

www.thewillcountyclerk.com

POSTMARK VOTE BY MAIL

WILL COUNTY, ILLINOIS
GENERAL PRIMARY ELECTION
MARCH 17, 2020
STATISTICS

(POSTMARK VBM)

REPORT-EL52

PAGE 0001

01 = BALLOTS CAST - DEMOCRATIC

TOTAL PERCENT
3,269 99.76

02 = BALLOTS CAST - FEDERAL DEMOCRATIC

TOTAL PERCENT
8 .24

01 02

0001 CHANNAHON PCT 001	1 . . 0
0002 CHANNAHON PCT 002	12 . . 0
0003 CHANNAHON PCT 003	8 . . 0
0004 CHANNAHON PCT 004	4 . . 0
0005 CHANNAHON PCT 005	4 . . 0
0006 CRETE PCT 001	9 . . 0
0007 CRETE PCT 002	3 . . 0
0008 CRETE PCT 003	11 . . 0
0009 CRETE PCT 004	7 . . 0
0010 CRETE PCT 005	14 . . 0
0011 CRETE PCT 006	17 . . 0
0012 CRETE PCT 007	17 . . 0
0013 CRETE PCT 008	9 . . 0
0014 CRETE PCT 009	5 . . 0
0015 CRETE PCT 010	2 . . 0
0016 CRETE PCT 011	10 . . 0
0017 CRETE PCT 012	7 . . 0
0018 CUSTER PCT 001	3 . . 0
0019 DU PAGE PCT 001	17 . . 0
0020 DU PAGE PCT 002	19 . . 0
0021 DU PAGE PCT 003	16 . . 0
0022 DU PAGE PCT 004	8 . . 0
0023 DU PAGE PCT 005	14 . . 0
0024 DU PAGE PCT 006	7 . . 0
0025 DU PAGE PCT 007	26 . . 0
0026 DU PAGE PCT 008	4 . . 0
0027 DU PAGE PCT 009	12 . . 0
0028 DU PAGE PCT 010	11 . . 0
0029 DU PAGE PCT 011	10 . . 0
0030 DU PAGE PCT 012	7 . . 0
0031 DU PAGE PCT 013	9 . . 0
0032 DU PAGE PCT 014	11 . . 0
0033 DU PAGE PCT 015	16 . . 0
0034 DU PAGE PCT 016	6 . . 0
0035 DU PAGE PCT 017	10 . . 0
0036 DU PAGE PCT 018	9 . . 0
0037 DU PAGE PCT 019	11 . . 0
0038 DU PAGE PCT 020	7 . . 0
0039 DU PAGE PCT 021	3 . . 0
0040 DU PAGE PCT 022	9 . . 0
0041 DU PAGE PCT 023	11 . . 0
0042 DU PAGE PCT 024	11 . . 0
0043 DU PAGE PCT 025	11 . . 0
0044 DU PAGE PCT 026	4 . . 0
0045 DU PAGE PCT 027	7 . . 0
0046 DU PAGE PCT 028	6 . . 0
0047 DU PAGE PCT 029	16 . . 0
0048 DU PAGE PCT 030	14 . . 0
0049 DU PAGE PCT 031	4 . . 0
0050 DU PAGE PCT 032	5 . . 0
0051 DU PAGE PCT 033	15 . . 0
0052 DU PAGE PCT 034	17 . . 0
0053 DU PAGE PCT 035	2 . . 0
0054 DU PAGE PCT 036	12 . . 0
0055 DU PAGE PCT 037	9 . . 0
0056 FLORENCE PCT 001	2 . . 0

01 = BALLOTS CAST - DEMOCRATIC

TOTAL PERCENT
3,269 99.76

02 = BALLOTS CAST - FEDERAL DEMOCRATIC

TOTAL PERCENT
8 .24

(CONTINUED FROM PREVIOUS PAGE)

	01	02
0057 FRANKFORT PCT 001	9 . . 0	
0058 FRANKFORT PCT 002	18 . . 0	
0059 FRANKFORT PCT 003	10 . . 0	
0060 FRANKFORT PCT 004	21 . . 0	
0061 FRANKFORT PCT 005	13 . . 0	
0062 FRANKFORT PCT 006	8 . . 0	
0063 FRANKFORT PCT 007	11 . . 0	
0064 FRANKFORT PCT 008	17 . . 0	
0065 FRANKFORT PCT 009	12 . . 0	
0066 FRANKFORT PCT 010	18 . . 0	
0067 FRANKFORT PCT 011	14 . . 0	
0068 FRANKFORT PCT 012	11 . . 0	
0069 FRANKFORT PCT 013	18 . . 0	
0070 FRANKFORT PCT 014	6 . . 0	
0071 FRANKFORT PCT 015	7 . . 0	
0072 FRANKFORT PCT 016	19 . . 0	
0073 FRANKFORT PCT 017	14 . . 0	
0074 FRANKFORT PCT 018	3 . . 0	
0075 FRANKFORT PCT 019	10 . . 0	
0076 FRANKFORT PCT 020	10 . . 1	
0077 FRANKFORT PCT 021	5 . . 0	
0078 FRANKFORT PCT 022	18 . . 0	
0079 FRANKFORT PCT 023	10 . . 0	
0080 FRANKFORT PCT 024	14 . . 0	
0081 FRANKFORT PCT 025	12 . . 0	
0082 FRANKFORT PCT 026	13 . . 0	
0083 FRANKFORT PCT 027	4 . . 0	
0084 FRANKFORT PCT 028	9 . . 0	
0085 GREEN GARDEN PCT 001	5 . . 0	
0086 GREEN GARDEN PCT 002	8 . . 0	
0087 HOMER PCT 001	9 . . 0	
0088 HOMER PCT 002	16 . . 0	
0089 HOMER PCT 003	8 . . 0	
0090 HOMER PCT 004	5 . . 0	
0091 HOMER PCT 005	4 . . 0	
0092 HOMER PCT 006	7 . . 0	
0093 HOMER PCT 007	11 . . 0	
0094 HOMER PCT 008	11 . . 0	
0095 HOMER PCT 009	12 . . 1	
0096 HOMER PCT 010	11 . . 0	
0097 HOMER PCT 011	7 . . 0	
0098 HOMER PCT 012	6 . . 0	
0099 HOMER PCT 013	16 . . 0	
0100 HOMER PCT 014	15 . . 0	
0101 HOMER PCT 015	12 . . 0	
0102 HOMER PCT 016	7 . . 0	
0103 HOMER PCT 017	9 . . 0	
0104 HOMER PCT 018	16 . . 0	
0105 JACKSON PCT 001	11 . . 0	
0106 JACKSON PCT 002	10 . . 0	
0107 JOLIET PCT 001	11 . . 0	
0108 JOLIET PCT 002	3 . . 0	
0109 JOLIET PCT 003	5 . . 0	
0110 JOLIET PCT 004	4 . . 0	
0111 JOLIET PCT 005	7 . . 0	
0112 JOLIET PCT 006	4 . . 0	
0113 JOLIET PCT 007	4 . . 0	

01 = BALLOTS CAST - DEMOCRATIC

TOTAL PERCENT
3,269 99.76

02 = BALLOTS CAST - FEDERAL DEMOCRATIC

TOTAL PERCENT
8 .24

(CONTINUED FROM PREVIOUS PAGE)

	01	02
0114 JOLIET PCT 008	10	. 0
0115 JOLIET PCT 009	6	. 0
0116 JOLIET PCT 010	13	. 0
0117 JOLIET PCT 011	8	. 0
0118 JOLIET PCT 012	6	. 0
0119 JOLIET PCT 013	4	. 0
0120 JOLIET PCT 014	5	. 0
0121 JOLIET PCT 015	1	. 0
0122 JOLIET PCT 016	8	. 0
0123 JOLIET PCT 017	3	. 0
0124 JOLIET PCT 018	11	. 0
0125 JOLIET PCT 019	14	. 0
0126 JOLIET PCT 020	5	. 0
0127 JOLIET PCT 021	10	. 0
0128 JOLIET PCT 022	7	. 0
0129 JOLIET PCT 023	13	. 0
0130 JOLIET PCT 024	5	. 0
0131 JOLIET PCT 025	11	. 0
0132 JOLIET PCT 026	13	. 0
0133 JOLIET PCT 027	1	. 0
0134 JOLIET PCT 028	4	. 0
0135 JOLIET PCT 029	6	. 0
0136 JOLIET PCT 030	4	. 0
0137 JOLIET PCT 031	8	. 0
0138 JOLIET PCT 032	8	. 0
0139 JOLIET PCT 033	1	. 0
0140 JOLIET PCT 034	15	. 0
0141 JOLIET PCT 035	30	. 0
0142 JOLIET PCT 036	11	. 0
0143 JOLIET PCT 037	4	. 0
0144 LOCKPORT PCT 001	25	. 0
0145 LOCKPORT PCT 002	11	. 0
0146 LOCKPORT PCT 003	11	. 0
0147 LOCKPORT PCT 004	9	. 0
0148 LOCKPORT PCT 005	12	. 0
0149 LOCKPORT PCT 006	10	. 0
0150 LOCKPORT PCT 007	4	. 0
0151 LOCKPORT PCT 008	10	. 0
0152 LOCKPORT PCT 009	21	. 0
0153 LOCKPORT PCT 010	5	. 0
0154 LOCKPORT PCT 011	11	. 0
0155 LOCKPORT PCT 012	13	. 0
0156 LOCKPORT PCT 013	19	. 0
0157 LOCKPORT PCT 014	9	. 0
0158 LOCKPORT PCT 015	10	. 0
0159 LOCKPORT PCT 016	11	. 0
0160 LOCKPORT PCT 017	10	. 0
0161 LOCKPORT PCT 018	12	. 1
0162 LOCKPORT PCT 019	20	. 0
0163 LOCKPORT PCT 020	9	. 0
0164 LOCKPORT PCT 021	17	. 0
0165 LOCKPORT PCT 022	7	. 0
0166 LOCKPORT PCT 023	7	. 0
0167 LOCKPORT PCT 024	5	. 0
0168 MANHATTAN PCT 001	11	. 0
0169 MANHATTAN PCT 002	12	. 0
0170 MANHATTAN PCT 003	15	. 0

01 = BALLOTS CAST - DEMOCRATIC

TOTAL PERCENT
3,269 99.76

02 = BALLOTS CAST - FEDERAL DEMOCRATIC

TOTAL PERCENT
8 .24

(CONTINUED FROM PREVIOUS PAGE)

	01	02
0171 MANHATTAN PCT 004	14	. 0
0172 MONEE PCT 001	13	. 0
0173 MONEE PCT 002	15	. 0
0174 MONEE PCT 003	5	. 0
0175 MONEE PCT 004	10	. 0
0176 MONEE PCT 005	6	. 0
0177 MONEE PCT 006	11	. 0
0178 MONEE PCT 007	11	. 0
0179 MONEE PCT 008	4	. 0
0180 NEW LENOX PCT 001	8	. 0
0181 NEW LENOX PCT 002	14	. 0
0182 NEW LENOX PCT 003	8	. 0
0183 NEW LENOX PCT 004	7	. 0
0184 NEW LENOX PCT 005	5	. 0
0185 NEW LENOX PCT 006	9	. 0
0186 NEW LENOX PCT 007	13	. 0
0187 NEW LENOX PCT 008	16	. 0
0188 NEW LENOX PCT 009	14	. 0
0189 NEW LENOX PCT 010	6	. 0
0190 NEW LENOX PCT 011	5	. 0
0191 NEW LENOX PCT 012	9	. 0
0192 NEW LENOX PCT 013	11	. 0
0193 NEW LENOX PCT 014	11	. 0
0194 NEW LENOX PCT 015	16	. 0
0195 NEW LENOX PCT 016	12	. 0
0196 NEW LENOX PCT 017	16	. 0
0197 NEW LENOX PCT 018	12	. 0
0198 NEW LENOX PCT 019	21	. 0
0199 NEW LENOX PCT 020	11	. 0
0200 PEOTONE PCT 001	12	. 0
0201 PEOTONE PCT 002	10	. 0
0202 PLAINFIELD PCT 001	19	. 0
0203 PLAINFIELD PCT 002	7	. 0
0204 PLAINFIELD PCT 003	12	. 0
0205 PLAINFIELD PCT 004	1	. 1
0206 PLAINFIELD PCT 005	3	. 0
0207 PLAINFIELD PCT 006	4	. 0
0208 PLAINFIELD PCT 007	19	. 0
0209 PLAINFIELD PCT 008	3	. 0
0210 PLAINFIELD PCT 009	11	. 0
0211 PLAINFIELD PCT 010	9	. 0
0212 PLAINFIELD PCT 011	2	. 0
0213 PLAINFIELD PCT 012	8	. 0
0214 PLAINFIELD PCT 013	11	. 0
0215 PLAINFIELD PCT 014	7	. 0
0216 PLAINFIELD PCT 015	11	. 0
0217 PLAINFIELD PCT 016	6	. 0
0218 PLAINFIELD PCT 017	17	. 0
0219 PLAINFIELD PCT 018	7	. 0
0220 PLAINFIELD PCT 019	7	. 0
0221 PLAINFIELD PCT 020	17	. 0
0222 PLAINFIELD PCT 021	8	. 0
0223 PLAINFIELD PCT 022	16	. 0
0224 PLAINFIELD PCT 023	6	. 0
0225 PLAINFIELD PCT 024	6	. 0
0226 PLAINFIELD PCT 025	9	. 0
0227 PLAINFIELD PCT 026	11	. 0

POSTMARK VOTE BY MAIL

WILL COUNTY, ILLINOIS
GENERAL PRIMARY ELECTION
MARCH 17, 2020
STATISTICS

(POSTMARK VBM)

REPORT-EL52

PAGE 0005

01 = BALLOTS CAST - DEMOCRATIC

TOTAL PERCENT
3,269 99.76

02 = BALLOTS CAST - FEDERAL DEMOCRATIC

TOTAL PERCENT
8 .24

(CONTINUED FROM PREVIOUS PAGE)

	01	02
0228 PLAINFIELD PCT 027	14	. . 0
0229 PLAINFIELD PCT 028	3	. . 0
0230 PLAINFIELD PCT 029	6	. . 0
0231 PLAINFIELD PCT 030	15	. . 0
0232 PLAINFIELD PCT 031	8	. . 0
0233 PLAINFIELD PCT 032	6	. . 0
0234 PLAINFIELD PCT 033	7	. . 0
0235 PLAINFIELD PCT 034	4	. . 1
0236 PLAINFIELD PCT 035	7	. . 0
0237 REED PCT 001	7	. . 0
0238 REED PCT 002	4	. . 0
0239 REED PCT 003	2	. . 0
0240 TROY PCT 001	11	. . 0
0241 TROY PCT 002	6	. . 0
0242 TROY PCT 003	1	. . 0
0243 TROY PCT 004	10	. . 0
0244 TROY PCT 005	11	. . 0
0245 TROY PCT 006	4	. . 0
0246 TROY PCT 007	33	. . 0
0247 TROY PCT 008	24	. . 0
0248 TROY PCT 009	4	. . 0
0249 TROY PCT 010	11	. . 0
0250 TROY PCT 011	16	. . 0
0251 TROY PCT 012	7	. . 0
0252 TROY PCT 013	22	. . 0
0253 TROY PCT 014	18	. . 0
0254 TROY PCT 015	12	. . 0
0255 TROY PCT 016	29	. . 0
0256 TROY PCT 017	11	. . 0
0257 TROY PCT 018	9	. . 0
0258 TROY PCT 019	2	. . 0
0259 TROY PCT 020	9	. . 0
0260 TROY PCT 021	8	. . 0
0261 TROY PCT 022	7	. . 0
0262 WASHINGTON PCT 001	16	. . 0
0263 WASHINGTON PCT 002	5	. . 0
0264 WASHINGTON PCT 003	2	. . 0
0265 WESLEY PCT 001	6	. . 0
0266 WHEATLAND PCT 001	24	. . 0
0267 WHEATLAND PCT 002	18	. . 0
0268 WHEATLAND PCT 003	17	. . 1
0269 WHEATLAND PCT 004	19	. . 0
0270 WHEATLAND PCT 005	16	. . 0
0271 WHEATLAND PCT 006	12	. . 0
0272 WHEATLAND PCT 007	14	. . 0
0273 WHEATLAND PCT 008	18	. . 0
0274 WHEATLAND PCT 009	21	. . 0
0275 WHEATLAND PCT 010	17	. . 0
0276 WHEATLAND PCT 011	28	. . 0
0277 WHEATLAND PCT 012	6	. . 0
0278 WHEATLAND PCT 013	16	. . 0
0279 WHEATLAND PCT 014	20	. . 1
0280 WHEATLAND PCT 015	16	. . 0
0281 WHEATLAND PCT 016	23	. . 0
0282 WHEATLAND PCT 017	37	. . 0
0283 WHEATLAND PCT 018	17	. . 0
0284 WHEATLAND PCT 019	20	. . 0

01 = BALLOTS CAST - DEMOCRATIC

TOTAL PERCENT
3,269 99.76

02 = BALLOTS CAST - FEDERAL DEMOCRATIC

TOTAL PERCENT
8 .24

(CONTINUED FROM PREVIOUS PAGE)

	01	02
0285 WHEATLAND PCT 020	13	.0
0286 WHEATLAND PCT 021	13	.0
0287 WHEATLAND PCT 022	22	.0
0288 WHEATLAND PCT 023	21	.0
0289 WHEATLAND PCT 024	11	.0
0290 WHEATLAND PCT 025	10	.0
0291 WHEATLAND PCT 026	22	.0
0292 WHEATLAND PCT 027	21	.0
0293 WHEATLAND PCT 028	13	.1
0294 WHEATLAND PCT 029	25	.0
0295 WHEATLAND PCT 030	11	.0
0296 WHEATLAND PCT 031	7	.0
0297 WHEATLAND PCT 032	20	.0
0298 WHEATLAND PCT 033	10	.0
0299 WHEATLAND PCT 034	23	.0
0300 WILL PCT 001	4	.0
0301 WILMINGTON PCT 001	12	.0
0302 WILMINGTON PCT 002	6	.0
0303 WILMINGTON PCT 003	12	.0
0304 WILTON PCT 001	5	.0



LAUREN STALEY FERRY
WILL COUNTY CLERK

thewillcountyclerk.com