

DALLAS COUNTY GENERAL ELECTION
NOVEMBER 5, 1996

SPECIAL ELECTION - CONGRESSIONAL DISTRICT

UNITED STATES REPRESENTATIVE, DISTRICT 3

r e g	b l t s	%	R E P U B L I C A N S			
			D E M O C R A T I C A N	L I B E R A L	I N D E P E N D E N T	O T H E R
1105	2,244	1,408	62.75	838	363	54
1106	1,574	1,071	68.04	752	192	21
1107	2,773	2,068	74.58	1,593	290	22
1108	2,771	1,673	60.38	931	407	60
1109	231	93	40.26	45	27	4
1110	2,265	1,611	71.13	1,071	281	23
1111	2,225	1,523	68.45	623	184	20
1118	1,256	801	63.77	473	187	31
1119	2,459	1,471	59.82	809	392	35
1121	682	397	58.21	192	138	14
1123	2,764	1,772	64.11	1,184	288	35
1136	1,471	955	64.92	561	222	23
1155	1,912	1,173	61.35	53	846	17
1167	2,731	1,599	58.55	1,056	360	38
1195	0	1	0.00	0	1	0
1199	2,373	1,378	58.07	822	298	45
1201	1,739	1,108	63.71	737	187	14
1202	2,591	1,593	61.48	1,055	287	41
1205	1,831	1,318	71.98	951	144	25
1208	2,004	1,369	68.31	927	214	13
1220	1,680	1,008	60.00	626	216	17
1233	718	201	27.99	45	90	14
1246	0	0	0.00	0	0	0
1263	0	0	0.00	0	0	0
1265	7	4	57.14	1	3	0
1266	0	1	0.00	1	0	0
1267	190	85	44.74	31	28	1
1269	87	37	42.53	13	15	1
1270	974	365	37.47	133	162	8
1271	3	1	33.33	0	1	0
1272	385	169	43.90	59	74	7
1274	1,262	685	54.28	366	170	25
1275	6	1	16.67	1	0	0
1277	1,098	490	44.63	205	189	13
1281	1,067	613	57.45	331	162	21
1282	1,004	590	58.76	333	131	22
1283	251	91	36.25	17	47	7

DALLAS COUNTY GENERAL ELECTION
NOVEMBER 5, 1996

SPECIAL ELECTION - CONGRESSIONAL DISTRICT

UNITED STATES REPRESENTATIVE, DISTRICT 3

	R E P U B L I C A N S		D E M O C R A T I C A N S		L I B E R A L S	
	r e g s	b l o c s	%	N	E	I S
1284	80	34	42.50	14	14	0
1294	0	49	0.00	16	20	1
1298	1,431	581	40.60	222	241	21
1301	234	114	48.72	48	43	4
1302	1,506	263	17.46	151	76	6
1303	1,389	693	49.89	382	199	20
1304	184	507	275.54	210	205	17
1305	807	342	42.38	125	121	12
1306	644	403	62.58	257	73	6
1311	145	13	8.97	2	10	1
1362	1,059	364	34.37	156	123	11
1365	4	3	75.00	2	0	0
1372	1,583	985	62.22	652	166	15
2201	1,275	738	57.88	446	145	12
2202	1,238	732	59.13	520	92	8
2203	3,071	1,726	56.20	1,091	272	40
2204	86	44	51.16	17	15	3
2205	1,399	794	56.75	429	184	24
2206	582	151	25.95	38	63	7
2207	2,374	752	31.68	384	195	24
2208	1,971	1,028	52.16	443	320	33
2209	2,936	1,822	62.06	1,264	298	23
2211	981	611	62.28	339	139	17
2212	1,859	1,117	60.09	574	287	32
2213	2,012	670	33.30	277	232	27
2214	1,594	884	55.46	472	201	20
2215	1,182	607	51.35	70	478	7
2216	2,969	1,389	46.78	624	447	39
2220	3,011	1,575	52.31	786	425	50
2221	2,366	1,230	51.99	730	255	18
2222	2,278	1,501	65.89	997	205	27
2233	1,100	651	59.18	348	160	12
2235	2,929	1,435	48.99	727	387	30
2236	2,763	1,201	43.47	585	294	36
2239	2,254	841	37.31	336	337	30
2240	847	479	56.55	195	172	22
2241	1,127	686	60.87	420	145	10

DALLAS COUNTY GENERAL ELECTION
NOVEMBER 5, 1996

SPECIAL ELECTION - CONGRESSIONAL DISTRICT

UNITED STATES REPRESENTATIVE, DISTRICT 3

r e g	b l t s	%	R E P U B L I C A N S			
			D E M O C R A T I C A N	O T H E R	L I B E R A L	V O T E R S
2245	1,489	677	45.47	329	226	19
2249	976	614	62.91	411	82	6
2250	2,462	1,343	54.55	763	312	33
2254	1,156	721	62.37	385	173	25
2255	2,399	1,251	52.15	648	332	27
2256	58	28	48.28	8	10	2
2257	859	490	57.04	298	92	12
2260	2,721	1,595	58.62	966	379	48
2261	2,061	1,036	50.27	472	331	47
2270	3,036	1,254	41.30	631	335	46
2274	2,981	1,646	55.22	882	392	34
2275	2,807	1,427	50.84	673	413	43
2279	3,408	1,893	55.55	1,015	438	38
2280	3,804	1,955	51.39	948	549	64
2283	2,889	1,736	60.09	1,017	350	35
2284	2,692	1,546	57.43	887	362	33
2285	1,994	1,090	54.66	550	304	28
2286	3,687	1,963	53.24	1,268	461	40
2287	2,614	1,218	46.60	541	393	31
2291	226	92	40.71	44	27	2
2293	414	165	39.86	85	47	5
2294	1,736	848	48.85	456	193	17
2297	2,423	1,581	65.25	1,054	257	15
2298	2,308	1,240	53.73	659	316	37
2299	2,706	1,597	59.02	971	278	40
2301	2,421	1,545	63.82	1,013	265	18
2302	2,197	1,148	52.25	561	305	38
2303	2,739	1,210	44.18	560	363	36
2304	2,834	1,614	56.95	1,102	276	16
2305	1,964	1,066	54.28	554	268	25
2306	2,157	1,287	59.67	763	231	33
2307	2,217	1,094	49.35	359	462	38
2310	1,334	403	30.21	111	203	15
2311	1,976	1,281	64.83	868	201	30
2313	2,181	1,457	66.80	988	246	24
2314	2,298	1,064	46.30	497	331	31
2316	2,169	1,176	54.22	653	255	28

DALLAS COUNTY GENERAL ELECTION
NOVEMBER 5, 1996

SPECIAL ELECTION - CONGRESSIONAL DISTRICT

UNITED STATES REPRESENTATIVE, DISTRICT 3

	r		%	L		
	e	t		D	I	A
	g	s		N	E	S
2317	2,651	1,359	51.26	767	359	36
2318	2,081	1,247	59.92	795	278	32
2320	334	165	49.40	69	71	7
2321	357	55	15.41	2	48	1
2324	2,095	581	27.73	338	140	11
2325	2,514	1,179	46.90	551	371	30
2326	1,409	832	59.05	505	206	22
2329	2,128	1,245	58.51	751	268	15
2330	218	87	39.91	23	45	3
2331	32	6	18.75	3	2	0
2333	169	56	33.14	17	32	1
2334	860	380	44.19	144	157	9
2335	257	99	38.52	34	43	2
2342	878	346	39.41	141	136	8
2352	0	0	0.00	0	0	0
2353	330	219	66.36	154	27	4
2356	129	49	37.98	27	4	2
2372	1,409	767	54.44	578	72	9
2384	2,473	1,296	52.41	728	336	41
2385	2,478	1,140	46.00	713	228	26
2386	1,837	973	52.97	566	205	18
2387	2,527	1,422	56.27	802	343	27
2388	3,759	2,315	61.59	1,259	565	42
2390	0	1	0.00	0	1	0
2392	30	7	23.33	3	4	0
2395	1,082	537	49.63	297	124	9
2396	982	605	61.61	342	149	18
Election Wide	213,310	116,057	54.41	64,783	28,307	2,768
County wide	213,310	116,057	54.41	64,783	28,307	2,768
Cong. Dist 3	213,310	116,057	54.41	64,783	28,307	2,768
State Br Ed Dist 12	188,779	104,314	55.26	60,074	23,857	2,447
State Br Ed Dist 13	24,531	11,743	47.87	4,709	4,450	321
State Sen. Dist 8	16,978	10,462	61.62	6,028	2,322	236
State Sen. Dist 16	196,332	105,595	53.78	58,755	25,985	2,532
State Rep Dist 101	41,838	22,343	53.40	12,154	5,529	511

DALLAS COUNTY GENERAL ELECTION
NOVEMBER 5, 1996

SPECIAL ELECTION - CONGRESSIONAL DISTRICT

UNITED STATES REPRESENTATIVE, DISTRICT 3

	REGISTRATION		PARTISAN AFFILIATION			
	REG	UNREG	REP	DEM	LIB	IND
	g	s	%	N	E	S
State Rep Dist 102	30,786	15,583	50.62	8,109	4,538	444
State Rep Dist 107	1,912	1,173	61.35	53	846	17
State Rep Dist 108	4,514	2,270	50.29	1,249	586	59
State Rep Dist 112	65,603	37,779	57.59	22,474	8,054	867
State Rep Dist 113	68,657	36,909	53.76	20,744	8,754	870
County Comm Dist 1	55,694	33,074	59.39	19,072	7,887	785
County Comm Dist 2	157,616	82,983	52.65	45,711	20,420	1,983
JP/Con Pct 1 Pl 1	6,589	3,475	52.74	1,902	885	83
JP/Con Pct 3 Pl 1	61,301	35,672	58.19	20,260	8,780	860
Con Pct 4	117,644	62,062	52.75	34,625	14,949	1,499
JP/Con Pct 5 Pl 1	27,776	14,848	53.46	7,996	3,693	326

DALLAS COUNTY GENERAL ELECTION
NOVEMBER 5, 1996

SPECIAL ELECTION - CONGRESSIONAL DISTRICT

UNITED STATES REPRESENTATIVE, DISTRICT 5

	REGISTRATION		%	PARTISAN	
	REG	LISTS		REP	DEM
1120	870	338	38.85	87	191
1149	2,745	1,605	58.47	752	632
1150	2,706	1,533	56.65	632	674
1153	1,965	999	50.84	297	570
1154	1,488	1,034	69.49	522	359
1158	174	71	40.80	32	29
1189	1,206	766	63.52	438	223
1190	1,087	380	34.96	168	163
1191	2,322	1,282	55.21	397	675
1213	1,005	401	39.90	81	251
1248	3	1	33.33	1	0
1253	85	47	55.29	18	18
1296	1,043	253	24.26	84	124
1297	545	213	39.08	81	100
1335	730	99	13.56	46	39
1345	1,098	631	57.47	323	228
1346	270	155	57.41	62	76
1353	188	95	50.53	23	55
1354	194	90	46.39	22	58
1355	557	248	44.52	57	143
1361	1,133	550	48.54	166	278
1369	1,483	753	50.78	312	336
2210	853	643	75.38	438	140
2217	2,318	1,677	72.35	1,125	333
2218	1,809	1,252	69.21	739	327
2219	1,575	1,041	66.10	580	297
2223	2,432	1,636	67.27	864	571
2224	2,486	1,786	71.84	1,109	474
2225	1,364	752	55.13	350	250
2226	1,468	687	46.80	259	301
2227	1,022	689	67.42	353	240
2228	2,392	1,436	60.03	791	459
2229	966	672	69.57	394	210
2230	1,340	655	48.88	276	290
2231	775	507	65.42	299	175
2232	2,188	1,195	54.62	532	496

DALLAS COUNTY GENERAL ELECTION
NOVEMBER 5, 1996

SPECIAL ELECTION - CONGRESSIONAL DISTRICT

UNITED STATES REPRESENTATIVE, DISTRICT 5

	REGISTRATION		%	PARTISAN	
	REG	RES		REP	DEM
2234	2,938	1,569	53.40	793	538
2237	1,412	886	62.75	656	142
2238	1,573	785	49.90	344	304
2242	1,803	1,278	70.88	722	398
2243	2,631	1,870	71.08	1,108	564
2244	321	221	68.85	111	85
2246	1,832	942	51.42	472	351
2247	1,365	839	61.47	517	243
2248	1,692	666	39.36	295	250
2251	296	192	64.86	86	78
2252	175	132	75.43	86	39
2253	999	616	61.66	289	250
2258	1,487	768	51.65	380	240
2259	2,536	1,482	58.44	839	387
2262	983	716	72.84	511	150
2263	1,651	958	58.03	454	369
2265	1,253	762	60.81	450	198
2266	1,316	1,018	77.36	676	215
2267	1,217	594	48.81	308	209
2268	1,766	999	56.57	587	306
2269	2,926	1,433	48.97	764	469
2271	1,258	924	73.45	582	220
2272	2,166	1,058	48.85	502	421
2273	2,059	1,371	66.59	674	490
2276	1,208	818	67.72	464	246
2277	2,677	1,861	69.52	1,052	575
2278	1,397	740	52.97	362	265
2281	1,170	530	45.30	275	158
2282	1,891	904	47.81	455	317
2288	2,273	1,274	56.05	750	357
2289	344	168	48.84	95	51
2292	181	60	33.15	20	27
2295	1,327	558	42.05	187	278
2296	707	469	66.34	294	147
2300	470	290	61.70	139	121
2308	2,627	936	35.63	370	418

DALLAS COUNTY GENERAL ELECTION
NOVEMBER 5, 1996

SPECIAL ELECTION - CONGRESSIONAL DISTRICT

UNITED STATES REPRESENTATIVE, DISTRICT 5

	REGISTRATION		%	PARTISAN	
	REG	BLT		REP	DEM
2309	2,620	1,653	63.09	1,102	374
2312	23	10	43.48	7	2
2322	1,581	832	52.62	456	293
2323	1,374	601	43.74	288	262
2332	5	2	40.00	2	0
2336	247	88	35.63	38	33
2337	257	134	52.14	81	42
2338	268	116	43.28	56	42
2339	842	288	34.20	85	147
2341	363	180	49.59	49	90
2343	622	231	37.14	71	126
2344	554	266	48.01	110	115
2345	372	149	40.05	47	82
2346	1,034	816	78.92	578	155
2347	0	212	0.00	41	136
2348	1,083	474	43.77	194	194
2349	583	241	41.34	108	92
2350	1,080	440	40.74	198	173
2351	2,034	865	42.53	401	331
2354	61	50	81.97	34	13
2357	696	374	53.74	176	130
2358	692	327	47.25	150	111
2359	921	458	49.73	169	195
2360	743	124	16.69	27	69
2361	128	24	18.75	10	8
2362	614	396	64.50	220	147
2363	318	172	54.09	80	72
2365	75	54	72.00	22	20
2366	12	6	50.00	2	0
2367	256	175	68.36	92	46
2368	158	109	68.99	67	25
2369	0	0	0.00	0	0
2370	277	133	48.01	45	63
2371	287	178	62.02	95	54
2373	1,145	818	71.44	585	134
2376	0	2	0.00	1	1

DALLAS COUNTY GENERAL ELECTION
NOVEMBER 5, 1996

SPECIAL ELECTION - CONGRESSIONAL DISTRICT

UNITED STATES REPRESENTATIVE, DISTRICT 5

	REGISTRATION		%	DISTRIBUTION	
	REG	REG		REP	DEM
2377	119	62	52.10	19	34
2378	253	123	48.62	47	53
2379	1	0	0.00	0	0
2380	1,638	924	56.41	375	415
2381	692	488	70.52	296	150
2382	97	71	73.20	45	19
2383	157	73	46.50	35	20
2389	80	51	63.75	34	13
2391	30	14	46.67	6	8
2393	1,792	881	49.16	376	372
2394	1,055	450	42.65	221	154
3301	1,150	380	33.04	76	194
3302	545	293	53.76	67	182
3303	508	207	40.75	20	158
3304	1,071	416	38.84	54	300
3306	1,116	601	53.85	239	333
3307	1,464	346	23.63	66	203
3311	709	275	38.79	53	150
3339	123	66	53.66	6	47
3346	2,080	773	37.16	288	343
3347	2,812	1,132	40.26	575	444
3359	891	384	43.10	142	139
3360	2,750	1,256	45.67	671	402
3361	277	138	49.82	24	69
3373	3,152	1,626	51.59	574	798
3393	1,698	650	38.28	316	222
3396	1,497	820	54.78	315	408
3398	235	95	40.43	34	46
3399	1,515	729	48.12	256	376
3400	472	128	27.12	17	70
3401	548	280	51.09	75	152
3402	528	212	40.15	42	132
3403	17	16	94.12	5	8
3404	756	509	67.33	257	200
3405	1,206	459	38.06	82	286
3406	2,038	1,287	63.15	644	489

DALLAS COUNTY GENERAL ELECTION
NOVEMBER 5, 1996

SPECIAL ELECTION - CONGRESSIONAL DISTRICT

UNITED STATES REPRESENTATIVE, DISTRICT 5

	REGISTRATION		%	VOTERS	
	Repub	Dem		Repub	Dem
3407	802	578	72.07	333	189
3408	170	76	44.71	23	38
3409	3	2	66.67	1	0
3412	2,347	1,512	64.42	622	661
3419	317	208	65.62	99	68
3420	197	38	19.29	11	16
3425	1,044	562	53.83	179	286
3439	109	57	52.29	16	39
3441	164	75	45.73	12	53
3449	245	90	36.73	11	68
3450	29	26	89.66	13	7
3451	418	258	61.72	148	75
3452	308	106	34.42	31	55
3453	1,489	814	54.67	172	512
3460	235	65	27.66	5	51
3463	803	234	29.14	50	148
3469	6	0	0.00	0	0
3505	182	84	46.15	14	51
3515	290	169	58.28	45	99
3521	541	191	35.30	58	77
3524	236	31	13.14	5	16
3526	853	351	41.15	60	221
3543	545	255	46.79	119	95
3544	837	511	61.05	240	206
3557	298	111	37.25	52	37
3558	1,563	731	46.77	333	259
3559	945	299	31.64	117	103
3562	585	184	31.45	64	76
3566	155	75	48.39	23	23
3568	212	80	37.74	25	50
3569	476	247	51.89	71	140
3571	1,563	613	39.22	232	251
3573	497	225	45.27	69	93

Election Wide 174,673 92,930 53.20 44,671 34,890

DALLAS COUNTY GENERAL ELECTION
NOVEMBER 5, 1996

SPECIAL ELECTION - CONGRESSIONAL DISTRICT

UNITED STATES REPRESENTATIVE, DISTRICT 5

	REGISTRATION		DEMOS		
	REG	REP	%	DEM	REP
County wide	174,673	92,930	53.20	44,671	34,890
Cong. Dist 5	174,673	92,930	53.20	44,671	34,890
State Br Ed Dist 12	112,076	63,347	56.52	33,453	21,074
State Br Ed Dist 13	62,597	29,583	47.26	11,218	13,816
State Sen. Dist 2	59,381	26,753	45.05	9,188	13,092
State Sen. Dist 8	6,723	3,840	57.12	1,739	1,563
State Sen. Dist 16	108,569	62,337	57.42	33,744	20,235
State Rep Dist 100	24,047	12,953	53.87	5,881	5,293
State Rep Dist 101	26,669	13,634	51.12	7,160	4,463
State Rep Dist 102	2,944	1,116	37.91	463	471
State Rep Dist 103	8,021	3,635	45.32	887	2,147
State Rep Dist 105	29,221	12,984	44.43	5,809	5,074
State Rep Dist 107	40,760	20,463	50.20	8,113	9,367
State Rep Dist 108	38,413	25,231	65.68	14,739	7,217
State Rep Dist 109	480	195	40.63	66	88
State Rep Dist 112	4,118	2,719	66.03	1,553	770
County Comm Dist 1	22,897	11,544	50.42	4,601	5,222
County Comm Dist 2	104,154	59,450	57.08	31,919	19,454
County Comm Dist 3	47,622	21,936	46.06	8,151	10,214
JP/Con Pct 1 Pl 1	93,116	55,484	59.59	28,954	19,039
Con Pct 4	5	2	40.00	2	0
JP/Con Pct 5 Pl 1	48,310	22,590	46.76	11,270	7,848
JP/Con Pct 6 Pl 1	7,332	2,594	35.38	477	1,587
JP/Con Pct 8 Pl 1	25,910	12,260	47.32	3,968	6,416

DALLAS COUNTY GENERAL ELECTION
NOVEMBER 5, 1996

SPECIAL ELECTION - CONGRESSIONAL DISTRICT

UNITED STATES REPRESENTATIVE, DISTRICT 6

	r e g	b l t s	%	I N D U S T R I A L R E P R S E N T A T I V E S			
				R E P R E S E N T A T I V E S	D I S T R I C T R E P R E S E N T A T I V E S	U N D E R R E P R E S E N T A T I V E S	I N D E P E N D E N T L Y R E P R E S E N T A T I V E S
4406	2,720	1,751	64.38	1,139	98	117	19
4480	1,728	919	53.18	475	82	111	21
4498	0	1	0.00	1	0	0	0
4517	2,546	1,581	62.10	963	122	163	36
4544	0	1	0.00	1	0	0	0
4604	5	3	60.00	1	0	1	0
4605	2,060	1,193	57.91	667	133	140	35
4637	0	0	0.00	0	0	0	0
Election Wide	9,059	5,449	60.15	3,247	435	532	111
County wide	9,059	5,449	60.15	3,247	435	532	111
Cong. Dist 6	9,059	5,449	60.15	3,247	435	532	111
State Br ED Dist 11	9,054	5,446	60.15	3,246	435	531	111
State Br Ed Dist 13	5	3	60.00	1	0	1	0
State Sen. Dist 9	6,513	3,867	59.37	2,283	313	369	75
State Sen. Dist 23	2,546	1,582	62.14	964	122	163	36
State Rep Dist 106	9,059	5,449	60.15	3,247	435	532	111
County Comm Dist 4	9,059	5,449	60.15	3,247	435	532	111
JP/Con Pct 5 Pl 1	9,059	5,448	60.14	3,246	435	532	111
Con Pct 7	0	1	0.00	1	0	0	0

DALLAS COUNTY GENERAL ELECTION
NOVEMBER 5, 1996

SPECIAL ELECTION - CONGRESSIONAL DISTRICT

UNITED STATES REPRESENTATIVE, DISTRICT 24

r e g i s t r a t i o n	b l o c k	%	P A R T Y				
			R E P U B L I C A N	D E M O C R A T I C	I N D E P E N D E N T	O T H E R	U N K N O W N
3364	527	150	28.46	90	32	5	2
3423	1	1	100.00	1	0	0	0
3432	10	6	60.00	1	0	4	0
3446	6	2	33.33	1	0	0	0
3471	887	300	33.82	205	35	13	3
3473	882	505	57.26	285	119	21	10
3475	106	72	67.92	32	25	4	3
3536	0	0	0.00	0	0	0	0
3537	44	13	29.55	7	1	1	0
3538	32	10	31.25	9	0	0	0
3541	39	15	38.46	4	9	1	0
3554	2	0	0.00	0	0	0	0
3565	344	81	23.55	58	12	6	0
3570	0	0	0.00	0	0	0	0
4405	792	505	63.76	336	54	17	2
4407	2,844	1,198	42.12	533	442	32	34
4408	838	410	48.93	172	184	13	6
4409	1,500	601	40.07	355	154	13	14
4410	1,226	515	42.01	286	136	14	14
4412	1,065	372	34.93	207	79	11	7
4416	1,105	397	35.93	301	42	20	3
4418	1,336	933	69.84	430	393	19	7
4419	533	278	52.16	168	64	6	7
4420	644	433	67.24	182	207	3	4
4421	1,647	849	51.55	440	278	15	25
4423	1,492	745	49.93	362	238	23	25
4424	1,988	923	46.43	439	298	20	26
4425	2,244	1,124	50.09	494	461	28	16
4426	1,296	568	43.83	321	146	10	8
4427	2,462	1,096	44.52	705	227	32	17
4429	1,557	659	42.32	404	153	21	4
4430	1,066	596	55.91	314	175	19	5
4431	1,229	538	43.78	353	76	19	6
4432	2,489	1,007	40.46	633	163	28	16
4434	1,844	877	47.56	538	216	22	9
4435	1,279	509	39.80	323	60	11	4

DALLAS COUNTY GENERAL ELECTION
NOVEMBER 5, 1996

SPECIAL ELECTION - CONGRESSIONAL DISTRICT

UNITED STATES REPRESENTATIVE, DISTRICT 24

	REGISTRATION		PARTISAN AFFILIATION				
	REG	UNREG	%	REP	DEM	IND	OTH
4439	1,694	795	46.93	442	211	31	9
4441	2,080	1,195	57.45	542	494	29	44
4442	544	272	50.00	128	100	4	3
4443	2,204	1,233	55.94	458	599	20	21
4447	395	287	72.66	130	110	5	3
4448	479	297	62.00	162	96	6	2
4451	541	66	12.20	51	10	0	0
4452	1,549	705	45.51	303	294	19	8
4453	2,617	1,414	54.03	491	710	28	18
4454	1,045	542	51.87	330	143	13	5
4458	758	364	48.02	242	79	11	3
4461	1,808	1,046	57.85	293	614	18	16
4462	1,124	758	67.44	247	449	8	2
4463	404	250	61.88	128	83	8	2
4469	1,905	786	41.26	537	136	27	10
4471	766	500	65.27	210	202	16	5
4476	2,580	1,669	64.69	505	1,001	17	8
4479	353	194	54.96	160	3	3	0
4481	1,557	833	53.50	303	424	13	11
4483	2,634	1,497	56.83	569	696	36	8
4484	2,261	1,185	52.41	491	512	24	31
4485	3,014	1,758	58.33	575	948	30	26
4486	1,957	1,168	59.68	429	562	25	15
4487	2,267	1,480	65.28	389	940	15	14
4488	993	547	55.09	202	255	12	10
4489	2,336	1,167	49.96	408	576	21	8
4492	3,216	1,883	58.55	668	892	29	93
4495	1,721	915	53.17	295	480	12	7
4496	1,262	450	35.66	184	139	21	9
4499	3,485	1,860	53.37	892	632	55	24
4501	2,210	979	44.30	312	486	34	16
4503	913	327	35.82	241	37	12	6
4504	1,125	690	61.33	448	137	16	4
4505	1,674	974	58.18	272	584	10	6
4506	24	17	70.83	2	8	3	0
4508	1,990	851	42.76	407	332	21	17

DALLAS COUNTY GENERAL ELECTION
NOVEMBER 5, 1996

SPECIAL ELECTION - CONGRESSIONAL DISTRICT

UNITED STATES REPRESENTATIVE, DISTRICT 24

	REGISTRATION		PARTY				
	REG	RES	%	DEM	REP	IND	OTH
4509	2,653	1,324	49.91	661	429	35	14
4511	764	254	33.25	158	49	6	3
4513	1,265	710	56.13	307	296	21	5
4514	1,102	702	63.70	246	377	10	4
4515	1,060	395	37.26	136	186	5	8
4516	1,654	1,023	61.85	265	652	17	10
4519	1,610	940	58.39	385	439	25	10
4522	357	183	51.26	116	35	6	4
4523	0	0	0.00	0	0	0	0
4524	0	1	0.00	1	0	0	0
4526	540	289	53.52	123	109	12	4
4527	116	73	62.93	26	33	1	3
4531	0	0	0.00	0	0	0	0
4532	0	0	0.00	0	0	0	0
4535	0	1	0.00	0	0	0	0
4537	240	153	63.75	71	58	3	3
4542	1,635	1,001	61.22	406	491	23	10
4543	463	212	45.79	85	98	7	2
4545	424	111	26.18	66	27	6	3
4546	397	147	37.03	76	34	7	3
4552	291	141	48.45	74	52	4	1
4556	0	0	0.00	0	0	0	0
4559	50	20	40.00	11	6	1	0
4567	573	279	48.69	110	112	5	9
4568	733	457	62.35	196	202	6	15
4570	0	1	0.00	0	0	1	0
4571	733	326	44.47	153	117	9	6
4572	494	166	33.60	88	40	8	5
4573	0	0	0.00	0	0	0	0
4574	204	119	58.33	70	34	0	1
4575	1	1	100.00	0	0	0	0
4579	262	113	43.13	70	27	2	1
4580	244	117	47.95	69	26	6	2
4582	896	388	43.30	217	92	18	7
4583	0	1	0.00	0	0	1	0
4584	4	1	25.00	0	1	0	0

DALLAS COUNTY GENERAL ELECTION
NOVEMBER 5, 1996

SPECIAL ELECTION - CONGRESSIONAL DISTRICT

UNITED STATES REPRESENTATIVE, DISTRICT 24

	REGISTRATION		%	PARTISAN AFFILIATION			
	REG	RES		DEM	REP	IND	OTH
4587	1,324	578	43.66	302	166	15	9
4588	1,367	769	56.25	317	349	16	17
4589	50	9	18.00	7	0	2	0
4590	342	147	42.98	83	39	3	2
4592	320	162	50.63	108	18	5	0
4597	275	140	50.91	89	33	6	2
4598	464	222	47.84	115	69	13	0
4599	118	72	61.02	34	25	1	0
4600	374	160	42.78	92	38	6	4
4601	194	89	45.88	29	38	5	3
4602	308	116	37.66	47	41	2	4
4603	624	386	61.86	147	166	13	5
4606	1	2	200.00	1	1	0	0
4608	0	0	0.00	0	0	0	0
4609	226	123	54.42	49	55	6	0
4611	309	115	37.22	6	101	0	1
4612	40	6	15.00	3	2	0	0
4613	1,389	693	49.89	394	157	11	6
4614	268	139	51.87	36	86	4	0
4615	1,897	1,156	60.94	464	475	30	19
4622	138	78	56.52	40	22	4	2
4625	1,097	681	62.08	257	329	19	7
4626	1,584	833	52.59	318	375	13	47
4627	626	326	52.08	148	121	14	6
4628	308	205	66.56	71	110	3	4
4629	815	462	56.69	154	251	8	4
4630	447	239	53.47	122	83	13	3
4631	394	149	37.82	65	64	4	1
4633	0	1	0.00	0	0	1	0
4634	484	250	51.65	113	98	5	4
4635	820	437	53.29	125	259	9	5
4636	107	59	55.14	32	20	3	1
4638	601	353	58.74	116	189	5	2
4640	147	80	54.42	51	8	2	0
4644	650	339	52.15	161	118	8	14
4645	45	24	53.33	16	3	0	0

DALLAS COUNTY GENERAL ELECTION
NOVEMBER 5, 1996

SPECIAL ELECTION - CONGRESSIONAL DISTRICT

UNITED STATES REPRESENTATIVE, DISTRICT 24

	REGISTRATION		%	PARTY			
	r	b		D	R	D	I
	e	l		E	H	E	N
	g	t		M	A	M	D
		s		F	R	J	M
				R	I	A	O
				O	S	C	U
				S	O	O	T
				T	N	B	N
4646	618	297	48.06	274	1	1	1
4647	208	92	44.23	45	35	2	1
4648	1,410	815	57.80	332	374	10	10
4652	234	141	60.26	31	96	2	1
Election Wide	132,229	67,836	51.30	30,415	26,890	1,612	1,059
County wide	132,229	67,836	51.30	30,415	26,890	1,612	1,059
Cong. Dist 24	132,229	67,836	51.30	30,415	26,890	1,612	1,059
State Br ED Dist 11	32,480	18,582	57.21	6,269	9,825	316	318
State Br Ed Dist 12	23,918	12,735	53.24	5,004	5,685	318	150
State Br Ed Dist 13	75,831	36,519	48.16	19,142	11,380	978	591
State Sen. Dist 2	1,659	597	35.99	260	173	28	12
State Sen. Dist 9	47,974	26,305	54.83	9,541	13,093	521	320
State Sen. Dist 23	82,596	40,934	49.56	20,614	13,624	1,063	727
State Rep Dist 103	10,306	5,555	53.90	3,104	1,678	150	52
State Rep Dist 104	28,764	11,970	41.61	7,158	2,637	362	164
State Rep Dist 105	1,659	597	35.99	260	173	28	12
State Rep Dist 106	31,630	16,084	50.85	6,919	6,634	332	466
State Rep Dist 109	11,665	6,585	56.45	2,536	3,034	165	75
State Rep Dist 110	18,659	10,303	55.22	3,809	5,016	198	120
State Rep Dist 111	29,546	16,742	56.66	6,629	7,718	377	170
County Comm Dist 3	2,880	1,155	40.10	693	233	55	18
County Comm Dist 4	129,349	66,681	51.55	29,722	26,657	1,557	1,041
JP/Con Pct 5 Pl 1	75,447	40,659	53.89	15,815	18,818	854	729
JP/Con Pct 6 Pl 1	31,725	14,020	44.19	8,488	3,168	421	170
Con Pct 7	23,771	12,428	52.28	5,767	4,653	318	149
JP/Con Pct 8 Pl 1	1,286	729	56.69	345	251	19	11

DALLAS COUNTY GENERAL ELECTION
NOVEMBER 5, 1996

SPECIAL ELECTION - CONGRESSIONAL DISTRICT

UNITED STATES REPRESENTATIVE, DISTRICT 26

	r		%	E	
	e	l		R	M
	g	s		L	Y
1101	2,865	1,876	65.48	340	1,268
1102	2,939	1,792	60.97	377	1,205
1103	2,623	1,788	68.17	344	1,259
1104	2,524	1,693	67.08	382	1,118
1112	1,283	690	53.78	191	405
1113	905	398	43.98	147	208
1114	2,212	1,211	54.75	343	764
1115	635	410	64.57	112	246
1116	2,946	1,245	42.26	349	706
1117	1,215	752	61.89	193	460
1122	2,456	1,606	65.39	270	1,148
1124	1,508	965	63.99	216	593
1126	1,674	999	59.68	372	450
1127	1,390	969	69.71	288	536
1128	1,013	746	73.64	182	448
1129	2,454	1,748	71.23	363	1,149
1130	2,489	1,867	75.01	373	1,233
1131	1,999	1,539	76.99	278	1,112
1132	1,524	959	62.93	302	526
1133	1,458	1,095	75.10	218	729
1134	1,466	1,075	73.33	290	665
1135	1,073	822	76.61	264	429
1137	1,717	1,144	66.63	357	651
1138	2,372	1,690	71.25	473	1,029
1139	1,217	422	34.68	248	79
1140	1,936	1,405	72.57	339	940
1141	1,211	744	61.44	268	343
1142	1,801	1,227	68.13	380	671
1143	1,489	1,052	70.65	225	703
1144	1,196	863	72.16	172	619
1145	521	381	73.13	51	289
1146	1,438	1,074	74.69	243	703
1147	1,842	1,214	65.91	318	779
1148	2,437	1,521	62.41	590	714
1151	705	529	75.04	165	301
1156	984	597	60.67	253	185
1157	2,046	1,494	73.02	323	986

DALLAS COUNTY GENERAL ELECTION
NOVEMBER 5, 1996

SPECIAL ELECTION - CONGRESSIONAL DISTRICT

UNITED STATES REPRESENTATIVE, DISTRICT 26

	r e g i s t r a t i o n		D E M O C R A T I C P A R T Y		
	g	s	%	L	Y
1159	1,226	751	61.26	311	377
1160	653	450	68.91	74	318
1161	2,241	1,459	65.10	286	989
1162	1,586	1,270	80.08	107	1,049
1163	3,091	2,312	74.80	280	1,807
1164	2,580	1,909	73.99	212	1,463
1165	1,309	1,018	77.77	126	793
1166	1,213	872	71.89	229	585
1168	855	591	69.12	105	359
1170	1,013	704	69.50	178	434
1171	3,004	2,032	67.64	282	1,500
1172	2,703	1,756	64.96	292	1,210
1173	2,453	1,169	47.66	282	723
1174	1,704	891	52.29	214	567
1175	2,767	1,551	56.05	348	982
1176	2,291	1,689	73.72	364	1,081
1177	3,095	1,584	51.18	486	798
1178	1,751	805	45.97	294	369
1179	443	215	48.53	80	85
1180	2,803	1,441	51.41	388	795
1181	1,548	98	6.33	26	55
1182	1,399	591	42.24	189	298
1183	1,882	1,201	63.82	260	759
1184	1,874	964	51.44	277	557
1185	1,948	1,226	62.94	303	766
1186	2,208	1,409	63.81	326	913
1187	1,188	883	74.33	117	637
1188	1,935	1,211	62.58	354	701
1192	11	2	18.18	2	0
1193	0	0	0.00	0	0
1194	1,260	572	45.40	150	336
1196	1,850	1,350	72.97	193	1,012
1197	1,108	876	79.06	113	660
1198	1,847	1,337	72.39	137	1,022
1200	3,479	1,945	55.91	533	1,078
1203	1,370	969	70.73	90	721
1204	1,907	1,221	64.03	244	840

DALLAS COUNTY GENERAL ELECTION
NOVEMBER 5, 1996

SPECIAL ELECTION - CONGRESSIONAL DISTRICT

UNITED STATES REPRESENTATIVE, DISTRICT 26

	r e g i s t r a t i o n		D E M O C R A T I C R E P U B L I C A N		
	g	s	%	L	Y
1206	1,789	1,143	63.89	255	743
1207	1,251	843	67.39	168	616
1209	2,080	1,306	62.79	366	784
1210	3,170	1,985	62.62	403	1,305
1211	2,910	1,331	45.74	372	694
1212	1,241	803	64.71	91	607
1214	2,793	1,536	54.99	335	1,010
1215	210	90	42.86	26	51
1216	626	421	67.25	134	200
1217	347	195	56.20	55	108
1218	859	502	58.44	161	303
1219	1,505	1,146	76.15	291	700
1221	1,821	806	44.26	260	391
1222	2,588	1,618	62.52	281	1,055
1223	2,533	1,622	64.03	363	1,086
1224	2,434	1,553	63.80	269	1,035
1225	2,648	1,434	54.15	371	832
1226	1,986	980	49.35	271	590
1227	2,304	1,640	71.18	349	1,094
1228	2,488	1,492	59.97	327	961
1229	886	439	49.55	95	266
1230	1,601	977	61.02	222	605
1231	2,709	1,350	49.83	325	838
1232	3,239	1,387	42.82	430	685
1235	2,558	1,609	62.90	278	1,125
1236	1,091	640	58.66	139	453
1237	2,755	1,329	48.24	232	870
1238	3,824	2,072	54.18	513	1,204
1239	14	1	7.14	1	0
1240	49	38	77.55	8	20
1241	8	36	450.00	0	0
1242	708	367	51.84	82	239
1243	463	252	54.43	93	125
1244	348	200	57.47	70	106
1245	78	44	56.41	11	26
1247	147	66	44.90	24	37
1249	155	113	72.90	16	89

DALLAS COUNTY GENERAL ELECTION
NOVEMBER 5, 1996

SPECIAL ELECTION - CONGRESSIONAL DISTRICT

UNITED STATES REPRESENTATIVE, DISTRICT 26

r e g	b l t s	%	D E M O C R A T I C P A R T Y		
			R E P U B L I C A N P A R T Y	K E L Y	M E Y
1250	21	14	66.67	6	3
1251	252	71	28.17	40	15
1252	573	241	42.06	93	124
1254	366	211	57.65	68	135
1255	207	64	30.92	23	27
1256	34	21	61.76	12	5
1257	61	40	65.57	11	22
1258	929	568	61.14	132	340
1259	112	80	71.43	21	45
1260	559	310	55.46	93	182
1261	147	48	32.65	22	16
1262	200	45	22.50	19	17
1264	550	260	47.27	125	88
1268	2,441	1,536	62.93	246	1,096
1273	8	2	25.00	1	1
1276	337	237	70.33	47	174
1279	155	95	61.29	32	32
1280	1,574	1,084	68.87	211	751
1285	429	213	49.65	66	111
1286	996	270	27.11	35	208
1287	1,477	1,092	73.93	182	742
1288	280	209	74.64	22	158
1289	3	2	66.67	0	2
1290	378	279	73.81	34	213
1291	0	0	0.00	0	0
1292	1,806	641	35.49	358	176
1293	222	98	44.14	30	58
1295	1,251	446	35.65	228	126
1299	600	296	49.33	140	106
1300	11	5	45.45	2	3
1307	21	17	80.95	7	10
1308	844	632	74.88	139	405
1309	677	250	36.93	127	88
1310	63	51	80.95	7	43
1312	850	633	74.47	103	466
1313	4	1	25.00	1	0
1314	33	14	42.42	8	4

DALLAS COUNTY GENERAL ELECTION
NOVEMBER 5, 1996

SPECIAL ELECTION - CONGRESSIONAL DISTRICT

UNITED STATES REPRESENTATIVE, DISTRICT 26

	r e g	b l t s	%	D E M O C R A T I C P A R T Y	
				K E L	R E P L I C A N P A R T Y
1315	62	37	59.68	10	23
1316	995	652	65.53	159	418
1317	951	636	66.88	267	236
1318	372	271	72.85	64	167
1319	2	1	50.00	0	0
1320	491	324	65.99	46	179
1321	0	0	0.00	0	0
1322	1,684	628	37.29	249	304
1323	155	106	68.39	16	77
1324	685	303	44.23	106	146
1328	585	352	60.17	131	153
1330	129	93	72.09	28	50
1332	95	19	20.00	8	5
1336	407	207	50.86	108	70
1337	139	62	44.60	33	18
1339	304	162	53.29	71	68
1340	473	349	73.78	85	240
1341	848	533	62.85	210	284
1342	191	127	66.49	31	72
1343	815	553	67.85	98	354
1344	347	240	69.16	67	145
1347	551	400	72.60	74	285
1348	291	94	32.30	49	28
1349	93	53	56.99	31	14
1350	468	279	59.62	68	175
1351	28	23	82.14	0	19
1352	136	78	57.35	34	32
1356	440	221	50.23	72	120
1357	234	88	37.61	25	50
1358	439	182	41.46	56	93
1359	395	142	35.95	62	66
1360	464	234	50.43	76	127
1363	12	8	66.67	2	4
1364	1,441	909	63.08	351	424
1366	369	149	40.38	46	83
1368	0	0	0.00	0	0
1370	1,113	736	66.13	135	513

DALLAS COUNTY GENERAL ELECTION
NOVEMBER 5, 1996

SPECIAL ELECTION - CONGRESSIONAL DISTRICT

UNITED STATES REPRESENTATIVE, DISTRICT 26

	r e g i s t e r e d v o t e r s		%	D E M O C R A T I C R E P U B L I C A N P A R T Y	
1371	2,392	1,118	46.74	259	707
2264	1,621	561	34.61	281	217
2290	219	67	30.59	49	10
2319	2,531	875	34.57	485	249
2374	269	140	52.04	61	59
2375	298	105	35.23	71	27
Election Wide	229,379	137,485	59.94	33,303	85,444
County wide	229,379	137,485	59.94	33,303	85,444
Cong. Dist 26	229,379	137,485	59.94	33,303	85,444
State Br Ed Dist 12	195,324	119,681	61.27	26,905	76,914
State Br Ed Dist 13	34,055	17,804	52.28	6,398	8,530
State Sen. Dist 2	28	23	82.14	0	19
State Sen. Dist 8	136,778	85,903	62.80	19,662	55,034
State Sen. Dist 9	61,692	34,287	55.58	7,802	21,600
State Sen. Dist 16	29,056	16,552	56.97	5,450	8,605
State Sen. Dist 23	1,825	720	39.45	389	186
State Rep Dist 99	84,812	46,391	54.70	11,013	28,844
State Rep Dist 102	37,994	25,232	66.41	5,869	16,330
State Rep Dist 103	12,482	7,146	57.25	2,624	3,424
State Rep Dist 107	15,324	7,254	47.34	2,857	3,182
State Rep Dist 108	43,387	27,700	63.84	5,357	18,606
State Rep Dist 114	35,380	23,762	67.16	5,583	15,058
County Comm Dist 1	224,441	135,737	60.48	32,356	84,882
County Comm Dist 2	4,938	1,748	35.40	947	562
JP/Con Pct 1 Pl 1	66,341	40,375	60.86	9,597	25,183
JP/Con Pct 2 Pl 1	65,015	36,599	56.29	8,249	23,211
JP/Con Pct 3 Pl 1	95,475	59,514	62.33	14,956	36,772
JP/Con Pct 6 Pl 1	2,520	974	38.65	501	259
JP/Con Pct 8 Pl 1	28	23	82.14	0	19

DALLAS COUNTY GENERAL ELECTION
 NOVEMBER 5, 1996

SPECIAL ELECTION - CONGRESSIONAL DISTRICT

UNITED STATES REPRESENTATIVE, DISTRICT 30

r e g i s t r y	b l o c k n u m b e r	%	D E M O C R A T I C P A R T Y	I N D E P E N D E N T	R E P U B L I C A N P A R T Y	R E P U B L I C A N P A R T Y	R E P U B L I C A N P A R T Y	R E P U B L I C A N P A R T Y	R E P U B L I C A N P A R T Y	R E P U B L I C A N P A R T Y	R E P U B L I C A N P A R T Y	R E P U B L I C A N P A R T Y	R E P U B L I C A N P A R T Y	
													W	Y
1125	306	97	31.70	12	6	27	4	14	1	1	11			
1152	569	165	29.00	27	4	66	13	4	1	3	8			
1169	294	7	2.38	0	0	1	0	3	0	0	0			
1234	2	2	100.00	0	1	0	0	0	0	0	0			
1278	0	0	0.00	0	0	0	0	0	0	0	0			
1325	222	86	38.74	5	2	18	2	20	1	1	14			
1326	507	292	57.59	21	13	36	13	78	1	4	61			
1327	5	2	40.00	1	0	0	0	0	0	0	0			
1329	2,626	1,582	60.24	47	50	160	54	137	6	8	754			
1331	1,670	1,016	60.84	42	31	160	61	95	8	8	447			
1333	13	4	30.77	0	0	0	0	0	0	0	3			
1334	93	29	31.18	2	2	6	0	5	0	0	8			
1338	431	218	50.58	25	15	57	8	21	1	7	26			
1367	700	271	38.71	13	6	41	6	73	2	1	62			
2328	1,042	470	45.11	46	16	244	30	31	2	4	33			
2340	105	52	49.52	2	3	24	5	0	1	0	1			
3305	1,153	481	41.72	20	8	368	38	3	0	2	0			
3308	3	5	166.67	0	0	1	0	1	0	0	0			
3309	864	334	38.66	21	6	223	11	0	0	0	3			
3310	1,516	155	10.22	10	9	49	13	24	0	1	17			
3312	2,882	998	34.63	92	44	307	80	83	11	40	103			
3313	287	124	43.21	15	4	32	9	25	1	2	7			
3314	2,585	1,274	49.28	56	24	767	164	4	1	2	9			
3315	2,267	994	43.85	35	16	698	51	2	1	10	2			
3316	217	83	38.25	6	0	62	3	1	1	0	1			
3317	421	52	12.35	7	1	24	5	0	1	0	4			
3318	2,260	1,027	45.44	43	20	741	89	2	0	2	1			
3319	2,498	911	36.47	28	28	733	28	0	0	0	3			
3320	796	320	40.20	17	6	232	32	3	0	0	0			
3321	1,031	436	42.29	25	6	284	20	2	1	0	0			
3322	1,507	702	46.58	28	12	533	41	0	0	0	1			
3323	946	390	41.23	23	4	276	16	1	0	2	1			
3324	1,133	527	46.51	37	4	358	24	0	0	0	1			
3325	1,714	742	43.29	28	16	567	30	1	2	0	1			
3326	942	292	31.00	15	3	200	19	0	1	3	0			

DALLAS COUNTY GENERAL ELECTION
NOVEMBER 5, 1996

SPECIAL ELECTION - CONGRESSIONAL DISTRICT

UNITED STATES REPRESENTATIVE, DISTRICT 30

	REGISTRATION		CANDIDATES										
	REG	TS	%	DEWEY	DEWY	DEWY	DEWY	DEWY	DEWY	DEWY	DEWY	DEWY	DEWY
3327	327	182	55.66	12	6	72	11	13	1	2	30		
3328	1,137	514	45.21	31	4	286	30	14	2	10	25		
3329	1,322	619	46.82	39	6	291	23	25	1	9	52		
3330	1,971	1,056	53.58	82	17	342	65	78	10	16	175		
3331	2,350	1,151	48.98	105	30	349	70	64	12	16	205		
3332	520	263	50.58	13	5	193	21	0	0	0	0		
3333	1,468	678	46.19	17	6	515	49	1	0	3	6		
3334	1,106	590	53.35	16	18	447	50	5	0	1	1		
3335	2,105	966	45.89	47	21	739	71	5	1	2	5		
3336	1,754	728	41.51	23	14	577	36	1	1	0	1		
3337	3,030	1,455	48.02	51	19	1,062	70	1	0	0	3		
3338	1,811	929	51.30	25	8	702	57	0	0	0	1		
3340	2,007	863	43.00	71	10	366	56	31	8	14	52		
3341	350	177	50.57	14	1	99	10	1	0	2	0		
3342	446	171	38.34	18	4	42	14	16	1	5	18		
3343	2,861	1,326	46.35	118	26	579	85	51	5	17	70		
3344	1,825	768	42.08	64	16	344	46	33	3	17	56		
3345	870	352	40.46	28	6	191	21	5	0	1	14		
3348	1,475	602	40.81	24	4	482	25	2	0	0	0		
3349	510	180	35.29	8	3	119	9	1	0	2	2		
3350	477	200	41.93	33	2	63	16	7	0	12	11		
3351	61	23	37.70	2	0	12	0	0	0	0	0		
3352	868	483	55.65	36	14	149	28	26	3	18	84		
3353	948	358	37.76	37	5	125	16	6	0	39	6		
3354	1,179	547	46.40	55	12	166	31	40	6	17	100		
3355	1,887	853	45.20	60	31	228	54	60	4	20	155		
3356	2,798	1,402	50.11	98	15	929	108	8	0	0	16		
3357	1,814	902	49.72	27	10	699	52	0	0	0	8		
3358	822	334	40.63	40	7	60	22	32	6	7	44		
3362	1,247	488	39.13	13	6	345	36	2	0	2	0		
3363	2,742	1,341	48.91	51	18	1,029	76	2	1	0	3		
3365	338	156	46.15	14	5	58	10	6	0	0	28		
3366	492	110	22.36	1	1	74	5	1	0	0	0		
3367	2,258	1,361	60.27	38	20	873	262	4	0	2	4		
3368	1,488	856	57.53	14	14	571	163	0	0	1	2		

DALLAS COUNTY GENERAL ELECTION
NOVEMBER 5, 1996

SPECIAL ELECTION - CONGRESSIONAL DISTRICT

UNITED STATES REPRESENTATIVE, DISTRICT 30

	REGISTRATION		CANDIDATES									
	REG	LIST	%	W	Y	N	T	N	D	O	Y	
				AW	BY	ON	TE	NA	ND	OD	RY	
				AW	BY	ON	TE	NA	ND	OD	RY	
3369	2,705	1,095	40.48	68	12	675	64	5	0	6	14	
3370	1,453	657	45.22	53	13	191	48	55	4	19	88	
3371	1,510	672	44.50	29	14	428	79	2	0	1	1	
3372	2,461	1,049	42.62	41	10	765	54	6	1	3	2	
3374	2,775	1,476	53.19	52	53	1,062	108	2	1	0	11	
3375	2,674	1,175	43.94	36	20	809	116	3	0	1	4	
3376	1,947	788	40.47	53	8	571	37	1	0	2	2	
3377	1,222	556	45.50	25	25	382	32	2	0	0	1	
3378	2,124	795	37.43	27	12	599	44	2	1	0	2	
3379	463	206	44.49	9	4	151	10	0	0	0	3	
3380	1,214	586	48.27	16	3	465	34	2	1	0	4	
3381	1,070	456	42.62	41	6	261	30	1	1	7	3	
3382	2,141	1,029	48.06	45	20	647	71	18	2	5	18	
3383	2,280	1,079	47.32	54	20	680	133	4	0	2	11	
3384	1,978	1,097	55.46	49	21	603	188	6	0	1	20	
3385	1,070	431	40.28	22	2	296	35	1	0	2	1	
3386	884	434	49.10	32	22	102	20	96	3	2	54	
3387	48	8	16.67	1	0	2	1	0	0	2	1	
3388	256	87	33.98	6	3	25	4	18	1	1	11	
3389	1,240	682	55.00	38	16	433	71	8	0	2	5	
3390	576	246	42.71	10	2	198	5	0	2	0	6	
3391	610	396	64.92	17	21	126	71	57	2	3	36	
3392	1,501	697	46.44	43	11	466	42	0	0	1	3	
3394	1,777	1,061	59.71	23	12	835	109	1	0	0	2	
3395	44	6	13.64	1	0	4	0	0	0	0	0	
3397	1,328	677	50.98	17	11	496	56	2	0	2	3	
3410	1,132	666	58.83	24	22	310	42	32	1	9	88	
3411	110	71	64.55	5	2	34	3	8	0	2	9	
3413	423	254	60.05	16	14	105	22	24	0	2	31	
3414	618	348	56.31	21	7	187	24	21	1	6	14	
3415	139	78	56.12	2	2	36	4	3	0	2	13	
3416	497	190	38.23	15	7	110	7	10	0	1	12	
3417	3	3	100.00	1	0	2	0	0	0	0	0	
3418	189	92	48.68	6	5	39	7	9	2	3	7	
3421	314	179	57.01	11	2	77	9	7	0	1	16	

DALLAS COUNTY GENERAL ELECTION
NOVEMBER 5, 1996

SPECIAL ELECTION - CONGRESSIONAL DISTRICT

UNITED STATES REPRESENTATIVE, DISTRICT 30

	REGISTRATION		CANDIDATES										
	REG	TS	%	W	Y	N	T	N	D	O	R	D	R
				A	B	S	A	M	M	A	N	A	E
				H	R	O	E	R	O	R	M	D	N
				S	M	N	W	E	A	H	M	G	P
				N	E	H	S	T	T	A	R	A	H
				D	J	O	S	I	K	H	A	R	E
				C	M	J	M	T	P	A	M	A	P
				R	E	O	D	E	D	D	O	D	E
				E	M	H	E	D	E	D	M	G	P
				D	M	E	D	P	I	I	R	R	E
3422	43	10	23.26	0	0	3	3	0	0	0	0	0	0
3424	632	215	34.02	9	5	116	12	0	0	3	0	0	0
3426	0	0	0.00	0	0	0	0	0	0	0	0	0	0
3427	146	41	28.08	1	0	22	2	0	0	0	0	0	0
3428	968	276	28.51	6	1	229	8	0	1	0	2	1	1
3429	778	267	34.32	12	9	181	15	1	0	2	1	1	1
3430	259	78	30.12	5	1	29	10	1	1	10	1	1	1
3431	488	152	31.15	10	2	86	16	0	0	2	3	3	3
3433	3	2	66.67	0	0	1	0	0	0	0	0	0	0
3434	1,712	766	44.74	62	24	232	47	37	10	50	49	49	49
3435	1,529	635	41.53	27	5	487	34	0	0	0	3	3	3
3436	81	29	35.80	1	0	3	3	5	0	2	6	6	6
3437	714	427	59.80	26	17	300	39	4	0	0	6	6	6
3438	1,605	458	28.54	39	14	184	10	20	1	23	23	23	23
3440	33	4	12.12	0	0	1	1	2	0	0	0	0	0
3442	42	12	28.57	0	1	5	1	0	0	0	0	0	0
3443	1,557	826	53.05	54	39	219	34	189	3	13	91	91	91
3444	1,928	998	51.76	27	5	727	35	25	2	4	16	16	16
3445	1,515	844	55.71	18	10	626	56	9	0	0	16	16	16
3447	520	265	50.96	17	3	89	9	51	3	3	44	44	44
3448	1,285	593	46.15	50	10	378	32	3	0	2	4	4	4
3454	172	63	36.63	1	3	35	2	0	0	2	1	1	1
3455	412	154	37.38	2	4	96	5	0	0	5	2	2	2
3456	98	36	36.73	5	0	8	3	5	0	0	5	5	5
3457	222	93	41.89	8	3	34	4	6	0	1	19	19	19
3458	341	148	43.40	14	7	48	14	8	2	11	11	11	11
3459	288	111	38.54	4	2	82	5	3	0	2	0	0	0
3461	183	13	7.10	2	2	7	1	0	0	0	1	1	1
3462	22	1	4.55	0	0	1	0	0	0	0	0	0	0
3464	729	199	27.30	12	2	131	9	3	0	3	4	4	4
3465	247	98	39.68	7	1	39	5	2	1	3	12	12	12
3466	703	282	40.11	14	4	48	5	47	3	1	82	82	82
3467	232	98	42.24	10	3	64	5	1	0	1	3	3	3
3468	823	253	30.74	29	6	108	15	5	0	12	9	9	9
3470	9	5	55.56	0	0	1	0	1	0	0	0	0	0

DALLAS COUNTY GENERAL ELECTION
NOVEMBER 5, 1996

SPECIAL ELECTION - CONGRESSIONAL DISTRICT

UNITED STATES REPRESENTATIVE, DISTRICT 30

	REG	REG	%	DEWEY	DEMINGTON	DEMPSEY	DEMPSEY	DEMPSEY	DEMPSEY	DEMPSEY	DEMPSEY	DEMPSEY
	REG	REG	%	DEWEY	DEMINGTON	DEMPSEY	DEMPSEY	DEMPSEY	DEMPSEY	DEMPSEY	DEMPSEY	DEMPSEY
3472	792	416	52.53	20	6	212	32	20	0	9	30	
3474	270	100	37.04	9	2	56	6	1	0	2	4	
3476	1,028	459	44.65	33	13	285	45	5	0	3	17	
3477	315	145	46.03	11	2	89	20	4	0	1	11	
3478	1,781	996	55.92	40	33	454	136	23	0	5	129	
3479	362	216	59.67	11	6	108	20	5	1	1	20	
3480	3,248	1,446	44.52	75	29	831	144	30	3	1	68	
3481	2,136	959	44.90	48	15	515	243	5	1	0	10	
3482	2,476	1,653	66.76	47	39	918	275	26	2	1	80	
3483	2,280	1,468	64.39	46	88	764	244	23	0	2	109	
3484	2,389	1,319	55.21	55	32	739	193	18	1	12	39	
3485	2,287	1,545	67.56	47	37	938	157	26	1	4	140	
3486	2,383	976	40.96	25	23	291	44	75	2	3	314	
3487	702	250	35.61	27	1	145	20	3	0	1	3	
3488	1,860	816	43.87	36	5	583	73	3	2	9	4	
3489	1,007	351	34.86	11	14	220	47	0	0	0	1	
3490	410	134	32.68	11	2	91	13	0	0	0	1	
3491	236	70	29.66	0	4	25	2	6	0	2	6	
3492	281	144	51.25	7	2	106	8	0	0	0	0	
3493	278	140	50.36	11	3	93	9	0	0	0	1	
3494	0	1	0.00	0	0	0	0	0	0	0	0	
3495	741	292	39.41	16	6	225	20	0	0	0	0	
3496	13	0	0.00	0	0	0	0	0	0	0	0	
3497	222	59	26.58	3	1	42	1	0	0	1	0	
3498	248	139	56.05	7	1	60	12	4	1	1	16	
3499	1,262	322	25.52	19	6	212	15	2	0	0	6	
3500	224	26	11.61	4	0	9	2	0	0	0	5	
3501	414	128	30.92	12	5	66	3	2	0	3	6	
3502	97	4	4.12	0	0	3	0	0	0	0	0	
3503	442	259	58.60	13	8	118	9	18	1	2	33	
3504	134	68	50.75	8	0	25	5	7	0	2	4	
3506	478	223	46.65	11	1	108	5	8	1	7	30	
3507	70	46	65.71	3	0	23	2	4	0	2	1	
3508	230	108	46.96	11	0	65	5	1	0	2	0	
3509	174	49	28.16	3	0	16	4	3	0	0	5	

DALLAS COUNTY GENERAL ELECTION
NOVEMBER 5, 1996

SPECIAL ELECTION - CONGRESSIONAL DISTRICT

UNITED STATES REPRESENTATIVE, DISTRICT 30

	REGISTRATION		PARTY									
	REG	TS	%	DEM	REP	DEM	DEM	REP	IND	IND	REP	DEM
				W	Y	N	T	N	D	O	R	Y
3556	148	62	41.89	7	4	24	2	1	1	0	10	
3560	170	73	42.94	5	3	20	5	5	3	0	7	
3561	701	305	43.51	8	6	241	12	2	0	1	0	
3563	16	3	18.75	0	0	0	0	0	0	0	2	
3564	185	65	35.14	3	3	26	2	5	0	2	8	
3567	304	155	50.99	10	4	99	7	0	0	5	0	
3572	886	244	27.54	9	1	181	8	3	1	2	2	
4401	2,551	1,359	53.27	87	50	266	96	140	8	11	422	
4402	3,712	2,157	58.11	122	72	390	108	166	12	21	846	
4403	2,775	1,457	52.50	89	45	269	77	131	12	7	471	
4404	1,177	419	35.60	37	20	92	26	40	3	9	106	
4411	2,590	928	35.83	65	8	356	68	15	5	94	25	
4413	2,181	1,277	58.55	80	41	186	70	154	7	16	468	
4414	1,748	955	54.63	63	24	164	32	134	5	12	303	
4415	2,806	1,563	55.70	91	54	271	76	122	6	17	545	
4417	1,675	1,042	62.21	52	25	148	49	109	8	10	441	
4422	1,061	393	37.04	47	6	164	41	8	1	6	27	
4428	1,146	309	26.96	33	12	94	19	28	3	3	43	
4433	938	391	41.68	28	14	75	22	47	3	8	111	
4436	547	257	46.98	15	16	60	13	24	3	0	66	
4437	1,859	842	45.29	72	30	190	28	77	10	4	283	
4438	1,280	587	45.86	47	18	135	25	43	1	7	173	
4440	171	77	45.03	6	2	25	4	6	0	0	20	
4444	1,036	586	56.56	33	15	294	61	17	2	3	42	
4445	1,410	898	63.69	50	42	333	130	71	5	5	98	
4446	1,795	878	48.91	64	22	174	46	69	6	9	316	
4449	885	542	61.24	29	18	62	18	36	2	0	294	
4450	536	191	35.63	15	6	57	7	18	1	3	41	
4455	415	121	29.16	14	5	36	14	9	0	7	3	
4456	1,573	642	40.81	58	20	148	27	93	4	6	180	
4457	240	103	42.92	9	3	18	7	15	0	2	25	
4459	931	357	38.35	27	13	103	15	49	4	4	66	
4460	2,327	863	37.09	44	18	435	93	49	1	8	60	
4464	2,735	1,607	58.76	80	57	252	64	145	9	11	661	
4465	1,547	999	64.58	35	31	157	20	70	8	13	514	

DALLAS COUNTY GENERAL ELECTION
NOVEMBER 5, 1996

SPECIAL ELECTION - CONGRESSIONAL DISTRICT

UNITED STATES REPRESENTATIVE, DISTRICT 30

	REGISTRATION		%	DEWEY		DEMINGTON		DEPKIT		INDY		INDY		REPHE	
	REG	TRANS		AW	RY	ON	AT	AN	ND	DO	DR	Y			
4466	2,349	1,210	51.51	61	43	228	53	134	2	11	415				
4467	1,544	988	63.99	64	31	186	45	97	6	13	376				
4468	546	331	60.62	19	11	58	17	43	2	3	101				
4470	979	492	50.26	30	10	222	53	21	0	6	63				
4472	1,947	923	47.41	74	42	194	59	104	7	9	230				
4473	1,853	1,060	57.20	42	16	179	47	77	6	12	505				
4474	2,206	1,244	56.39	75	47	241	72	125	11	6	454				
4475	1,765	998	56.54	57	23	163	29	90	7	7	442				
4477	114	20	17.54	0	2	5	0	3	0	0	5				
4478	2,378	1,420	59.71	61	31	400	133	143	6	7	381				
4482	434	169	38.94	16	4	31	7	20	4	2	38				
4490	1,160	769	66.29	36	24	149	47	72	7	2	278				
4491	1,726	963	55.79	58	34	553	86	30	0	6	36				
4493	1,689	795	47.07	34	24	93	35	156	3	5	273				
4494	1,737	906	52.16	66	33	415	65	48	4	4	105				
4497	51	16	31.37	3	0	2	1	3	0	0	3				
4500	0	0	0.00	0	0	0	0	0	0	0	0				
4502	841	317	37.69	22	13	101	23	25	2	2	60				
4507	1,530	837	54.71	40	23	144	32	81	3	10	352				
4510	1,962	1,106	56.37	59	24	487	129	44	6	4	90				
4512	2,228	1,426	64.00	50	44	272	100	134	4	3	559				
4518	179	96	53.63	8	1	31	11	3	0	5	9				
4520	2,345	924	39.40	63	39	214	43	184	4	7	179				
4521	786	297	37.79	17	9	80	13	22	3	2	87				
4525	304	108	35.53	8	5	31	7	6	2	0	31				
4528	36	8	22.22	3	0	3	0	0	0	0	0				
4529	240	47	19.58	7	0	7	3	2	1	1	19				
4530	75	37	49.33	1	1	9	3	4	0	0	11				
4533	96	51	53.13	4	0	17	1	2	0	1	4				
4534	912	593	65.02	33	11	89	14	53	2	2	279				
4536	53	17	32.08	0	1	4	1	2	0	0	6				
4538	1,794	1,060	59.09	30	35	115	39	169	6	9	482				
4539	385	194	50.39	16	5	38	7	27	0	5	57				
4540	208	134	64.42	4	4	22	4	10	0	3	62				
4541	0	1	0.00	0	0	0	0	0	0	0	0				

DALLAS COUNTY GENERAL ELECTION
NOVEMBER 5, 1996

SPECIAL ELECTION - CONGRESSIONAL DISTRICT

UNITED STATES REPRESENTATIVE, DISTRICT 30

	REGISTRATION		CANDIDATES										
	REG	LIST	%	DEWEY	DEWY	DEWY	DEWY	DEWY	DEWY	DEWY	DEWY	DEWY	DEWY
4547	1,863	746	40.04	51	26	113	33	144	3	4	194		
4548	378	141	37.30	13	6	51	14	15	0	1	16		
4549	2,173	1,239	57.02	49	30	180	49	164	2	7	513		
4550	318	107	33.65	11	2	43	5	7	0	1	14		
4551	333	91	27.33	10	3	30	4	6	0	0	21		
4553	217	83	38.25	8	3	22	2	16	0	0	12		
4554	60	37	61.67	4	2	9	0	6	0	0	10		
4555	251	111	44.22	8	4	33	3	21	1	0	18		
4557	287	91	31.71	5	1	26	6	8	1	2	19		
4558	1,974	1,016	51.47	74	31	229	39	108	6	8	309		
4560	411	185	45.01	5	4	79	8	17	1	1	39		
4561	214	151	70.56	4	4	21	7	21	1	0	68		
4562	443	136	30.70	16	8	31	5	20	3	1	22		
4563	1,696	602	35.50	49	23	185	29	92	0	8	88		
4564	443	131	29.57	11	7	43	9	28	0	2	8		
4565	214	77	35.98	9	4	17	5	15	1	1	12		
4566	313	130	41.53	14	4	38	6	17	1	2	19		
4569	0	0	0.00	0	0	0	0	0	0	0	0		
4576	0	1	0.00	0	1	0	0	0	0	0	0		
4577	351	58	16.52	3	0	38	4	1	1	1	0		
4578	56	12	21.43	0	1	5	0	0	0	0	1		
4581	476	141	29.62	15	5	53	5	10	1	3	6		
4585	553	364	65.82	12	11	72	53	81	1	0	90		
4586	1,335	767	57.45	47	23	209	64	79	3	14	172		
4591	3	9	300.00	0	0	5	0	0	0	0	1		
4593	335	111	33.13	8	3	12	7	19	0	2	39		
4594	392	194	49.49	15	9	84	8	8	1	1	19		
4595	472	282	59.75	13	6	113	33	27	1	2	40		
4596	1,373	776	56.52	36	23	381	96	34	2	2	47		
4607	177	75	42.37	6	2	19	12	4	0	0	17		
4610	436	139	31.88	10	4	59	8	15	0	0	10		
4616	523	179	34.23	14	11	64	11	14	1	5	20		
4617	651	240	36.87	17	10	85	17	23	0	2	30		
4618	920	505	54.89	14	17	168	31	37	1	1	144		
4619	1,104	655	59.33	27	21	84	36	75	3	2	272		

DALLAS COUNTY GENERAL ELECTION
NOVEMBER 5, 1996

SPECIAL ELECTION - CONGRESSIONAL DISTRICT

UNITED STATES REPRESENTATIVE, DISTRICT 30

	REGISTRATION		%	DEMOCRATS		REPUBLICANS		DEMOCRATS		REPUBLICANS	
	r	b		H	M	N	A	M	O	A	D
	e	l		A	B	S	T	R	N	D	R
	g	t		W	Y	O	T	A	N	D	Y
4620	0	0	0.00	0	0	0	0	0	0	0	0
4621	473	174	36.79	14	6	99	15	2	0	1	7
4623	156	70	44.87	8	1	36	4	6	0	2	3
4624	749	372	49.67	44	11	127	39	22	1	13	38
4632	274	135	49.27	16	1	41	14	8	3	6	24
4639	3	0	0.00	0	0	0	0	0	0	0	0
4641	722	251	34.76	13	4	40	10	24	1	2	106
4642	147	44	29.93	2	0	11	3	1	0	0	8
4643	270	127	47.04	17	1	43	7	4	2	5	13
4649	1,515	473	31.22	40	11	142	18	91	1	6	53
4650	1,567	725	46.27	47	18	184	43	53	3	4	260
4651	1,661	1,008	60.69	57	31	487	76	57	2	6	101
Election Wide	295,051	139,405	47.25	7,765	3,501	61,723	9,909	7,761	468	1,278	20,664
County wide	295,051	139,405	47.25	7,765	3,501	61,723	9,909	7,761	468	1,278	20,664
Cong. Dist 30	295,051	139,405	47.25	7,765	3,501	61,723	9,909	7,761	468	1,278	20,664
State Br ED Dist 11	313	130	41.53	14	4	38	6	17	1	2	19
State Br Ed Dist 12	71,257	36,724	51.54	2,034	1,127	6,913	1,828	4,216	182	327	12,804
State Br Ed Dist 13	223,481	102,551	45.89	5,717	2,370	54,772	8,075	3,528	285	949	7,841
State Sen. Dist 2	36,995	16,616	44.91	1,293	484	6,149	1,054	1,265	103	304	1,898
State Sen. Dist 8	44,332	23,388	52.76	1,307	716	4,034	1,027	2,349	144	200	9,055
State Sen. Dist 9	37,663	17,364	46.10	1,156	599	3,630	835	2,148	88	176	5,033
State Sen. Dist 23	176,061	82,037	46.60	4,009	1,702	47,910	6,993	1,999	133	598	4,678
State Rep Dist 100	34,407	14,173	41.19	668	316	8,672	773	666	35	124	522
State Rep Dist 103	17,212	6,165	35.82	505	231	1,712	281	722	35	86	1,182
State Rep Dist 104	8,093	2,802	34.62	248	41	1,119	210	61	11	187	121
State Rep Dist 105	23,945	11,259	47.02	873	294	4,224	659	699	70	219	1,482
State Rep Dist 106	24,757	12,589	50.85	787	403	2,590	656	1,209	82	109	4,284
State Rep Dist 107	3,057	1,066	34.87	93	47	343	82	84	11	42	104
State Rep Dist 109	53,391	24,865	46.57	1,424	497	13,318	1,615	889	54	144	2,122
State Rep Dist 110	50,294	26,178	52.05	1,125	621	14,524	3,338	584	33	83	1,697
State Rep Dist 111	38,319	17,923	46.77	832	366	11,617	1,373	288	22	84	558
State Rep Dist 114	41,576	22,385	53.84	1,210	685	3,604	922	2,559	115	200	8,592
County Comm Dist 1	7,438	3,771	50.70	195	130	572	161	450	21	33	1,394

DALLAS COUNTY GENERAL ELECTION
NOVEMBER 5, 1996

SPECIAL ELECTION - CONGRESSIONAL DISTRICT

UNITED STATES REPRESENTATIVE, DISTRICT 30

	REGISTRATION		PARTY									
	g	s	%	W	Y	N	T	N	D	O	R	Y
County Comm Dist 2	1,147	522	45.51	48	19	268	35	31	3	4	34	
County Comm Dist 3	178,085	80,794	45.37	4,233	1,682	47,335	6,440	2,061	169	680	3,691	
County Comm Dist 4	108,381	54,318	50.12	3,289	1,670	13,548	3,273	5,219	275	561	15,545	
JP/Con Pct 1 Pl 1	11,748	5,710	48.60	447	176	1,755	334	516	41	118	903	
JP/Con Pct 2 Pl 1	77,885	39,006	50.08	2,311	1,234	7,231	1,751	4,315	221	349	13,742	
JP/Con Pct 3 Pl 1	431	218	50.58	25	15	57	8	21	1	7	26	
JP/Con Pct 5 Pl 1	13,349	7,476	56.00	372	238	1,755	575	791	33	43	2,226	
JP/Con Pct 6 Pl 1	23,614	8,356	35.39	594	191	4,041	501	255	36	337	303	
Con Pct 7	72,161	35,424	49.09	1,680	788	20,750	3,736	673	45	158	1,682	
JP/Con Pct 8 Pl 1	95,863	43,215	45.08	2,336	859	26,134	3,004	1,190	91	266	1,782	

DALLAS COUNTY GENERAL ELECTION
NOVEMBER 5, 1996

STRAIGHT PARTY VOTES

	r e g i s t r a t e d		b l o c a l		U n i v e r s i t y		P a r t y		P a r t y		P a r t y		P a r t y		P a r t y	
	g	s	%	Y	Y	Y	Y	Y	Y	Y	Y	Y	Y	Y	Y	Y
1101	2,865	1,876	65.48	721	184	3	1	4								
1102	2,939	1,792	60.97	644	180	5	1	2								
1103	2,623	1,788	68.17	666	147	2	0	1								
1104	2,524	1,693	67.08	552	138	4	2	1								
1105	2,244	1,408	62.75	397	185	7	1	2								
1106	1,574	1,071	68.04	374	85	2	0	2								
1107	2,773	2,068	74.58	783	154	6	0	1								
1108	2,771	1,673	60.38	488	248	13	5	3								
1109	231	93	40.26	26	15	2	0	0								
1110	2,265	1,611	71.13	591	154	2	2	2								
1111	2,225	1,523	68.45	530	193	6	1	1								
1112	1,283	690	53.78	224	122	5	0	0								
1113	905	398	43.98	102	120	2	1	1								
1114	2,212	1,211	54.75	379	203	5	0	4								
1115	635	410	64.57	127	59	2	0	0								
1116	2,946	1,245	42.26	404	183	10	0	1								
1117	1,215	752	61.89	257	89	0	0	1								
1118	1,256	801	63.77	242	112	7	2	0								
1119	2,459	1,471	59.82	428	300	5	1	6								
1120	870	338	38.85	38	135	0	0	1								
1121	682	397	58.21	96	84	3	0	0								
1122	2,456	1,606	65.39	637	125	6	1	0								
1123	2,764	1,772	64.11	597	161	7	1	3								
1124	1,508	965	63.99	327	134	4	1	2								
1125	306	97	31.70	23	28	1	0	0								
1126	1,674	999	59.68	213	231	9	2	1								
1127	1,390	969	69.71	239	150	3	0	0								
1128	1,013	746	73.64	250	82	1	0	0								
1129	2,454	1,748	71.23	608	143	5	1	1								
1130	2,489	1,867	75.01	681	140	6	1	1								

DALLAS COUNTY GENERAL ELECTION
NOVEMBER 5, 1996

STRAIGHT PARTY VOTES

	r e g i s t r a t e d		b l o c a l		P A R T Y		P A R T Y		P A R T Y		P A R T Y		P A R T Y	
	g	s	%	Y	Y	Y	Y	Y	Y	Y	Y	Y	Y	Y
1131	1,999	1,539	76.99	588	90	0	0	1						
1132	1,524	959	62.93	294	160	2	0	4						
1133	1,458	1,095	75.10	422	51	0	1	0						
1134	1,466	1,075	73.33	345	134	3	0	1						
1135	1,073	822	76.61	226	123	0	0	0						
1136	1,471	955	64.92	308	130	9	1	2						
1137	1,717	1,144	66.63	344	199	4	3	0						
1138	2,372	1,690	71.25	502	221	5	0	4						
1139	1,217	422	34.68	49	240	2	1	1						
1140	1,936	1,405	72.57	461	136	3	1	0						
1141	1,211	744	61.44	183	152	4	0	0						
1142	1,801	1,227	68.13	343	180	3	2	2						
1143	1,489	1,052	70.65	360	86	3	0	2						
1144	1,196	863	72.16	326	63	4	0	0						
1145	521	381	73.13	171	16	0	1	0						
1146	1,438	1,074	74.69	331	98	1	0	0						
1147	1,842	1,214	65.91	424	141	4	0	0						
1148	2,437	1,521	62.41	451	383	5	0	1						
1149	2,745	1,605	58.47	330	248	6	1	1						
1150	2,706	1,533	56.65	299	291	9	1	1						
1151	705	529	75.04	168	79	1	0	0						
1152	569	165	29.00	11	104	1	1	0						
1153	1,965	999	50.84	128	298	8	1	0						
1154	1,488	1,034	69.49	259	153	4	0	0						
1155	1,912	1,173	61.35	15	919	2	0	0						
1156	984	597	60.67	82	219	2	0	0						
1157	2,046	1,494	73.02	567	145	3	3	2						
1158	174	71	40.80	16	12	1	0	0						
1159	1,226	751	61.26	168	134	2	1	0						
1160	653	450	68.91	181	23	1	0	0						

DALLAS COUNTY GENERAL ELECTION
NOVEMBER 5, 1996

STRAIGHT PARTY VOTES

	R E P U B L I C A N		D E M O C R A T I C		L I B E R T A R I A N		U N I T E D R E P U B L I C P A R T Y		S E C U L A R I A N P A R T Y		P A R T Y	
	g	s	%	Y	Y	Y	Y	Y	Y	Y	Y	Y
1161	2,241	1,459	65.10	559	136	5	0	1				
1162	1,586	1,270	80.08	645	42	1	0	0				
1163	3,091	2,312	74.80	1,033	96	4	2	0				
1164	2,580	1,909	73.99	854	66	1	0	2				
1165	1,309	1,018	77.77	463	52	2	0	0				
1166	1,213	872	71.89	268	124	0	0	1				
1167	2,731	1,599	58.55	524	222	7	0	0				
1168	855	591	69.12	208	57	0	0	0				
1169	294	7	2.38	3	1	0	0	0				
1170	1,013	704	69.50	236	59	0	0	0				
1171	3,004	2,032	67.64	907	85	1	0	1				
1172	2,703	1,756	64.96	677	113	2	1	0				
1173	2,453	1,169	47.66	419	141	2	0	1				
1174	1,704	891	52.29	313	102	2	0	0				
1175	2,767	1,551	56.05	542	184	2	0	1				
1176	2,291	1,689	73.72	708	136	4	0	2				
1177	3,095	1,584	51.18	421	248	6	1	1				
1178	1,751	805	45.97	217	191	5	2	1				
1179	443	215	48.53	71	62	0	0	0				
1180	2,803	1,441	51.41	387	173	4	1	0				
1181	1,548	98	6.33	34	14	0	0	0				
1182	1,399	591	42.24	187	103	2	1	0				
1183	1,882	1,201	63.82	384	135	0	1	1				
1184	1,874	964	51.44	310	148	8	0	0				
1185	1,948	1,226	62.94	427	129	2	3	0				
1186	2,208	1,409	63.81	412	112	1	1	0				
1187	1,188	883	74.33	423	63	0	0	1				
1188	1,935	1,211	62.58	413	201	1	1	0				
1189	1,206	766	63.52	263	113	1	0	0				
1190	1,087	380	34.96	110	89	1	0	1				

DALLAS COUNTY GENERAL ELECTION
NOVEMBER 5, 1996

STRAIGHT PARTY VOTES

	R E P U B L I C A N		D E M O C R A T I C		L I B E R T A R I A N		U N I T E D R E P U B L I C P A R T Y		S E C U L A R I A N P A R T Y		P A R T Y	
	g	s	%	Y	Y	Y	Y	Y	Y	Y	Y	Y
1221	1,821	806	44.26	222	174	5	0	0				
1222	2,588	1,618	62.52	556	131	2	0	0				
1223	2,533	1,622	64.03	547	108	3	0	0				
1224	2,434	1,553	63.80	547	128	4	1	3				
1225	2,648	1,434	54.15	469	156	3	0	0				
1226	1,986	980	49.35	318	123	2	1	0				
1227	2,304	1,640	71.18	669	192	2	1	0				
1228	2,488	1,492	59.97	507	148	7	0	1				
1229	886	439	49.55	125	45	3	1	0				
1230	1,601	977	61.02	307	94	1	1	0				
1231	2,709	1,350	49.83	470	181	6	1	2				
1232	3,239	1,387	42.82	376	240	3	2	1				
1233	718	201	27.99	29	93	1	0	0				
1234	2	2	100.00	0	0	0	0	0				
1235	2,558	1,609	62.90	544	115	4	1	1				
1236	1,091	640	58.66	215	46	3	0	0				
1237	2,755	1,329	48.24	493	144	3	0	0				
1238	3,824	2,072	54.18	660	271	6	1	1				
1239	14	1	7.14	0	0	0	0	0				
1240	49	38	77.55	9	7	0	0	0				
1241	8	36	450.00	1	1	0	0	0				
1242	708	367	51.84	118	51	2	0	0				
1243	463	252	54.43	72	46	2	1	0				
1244	348	200	57.47	46	47	0	0	0				
1245	78	44	56.41	15	6	0	0	0				
1246	0	0	0.00	0	0	0	0	0				
1247	147	66	44.90	22	13	0	0	0				
1248	3	1	33.33	1	0	0	0	0				
1249	155	113	72.90	54	2	0	0	0				
1250	21	14	66.67	4	5	0	0	0				

DALLAS COUNTY GENERAL ELECTION
NOVEMBER 5, 1996

STRAIGHT PARTY VOTES

	R E P U B L I C A N			D E M O C R A T I C		L I B E R T A R I A N		U N I T A R I A N		S T A X P A R T Y	
	r	b	%	P	P	P	P	P	P	P	
	e	l		A	A	A	A	A	A	A	
	g	t		R	R	R	R	R	R	R	
		s		T	T	T	T	T	T	T	
				Y	Y	Y	Y	Y	Y	Y	
1251	252	71	28.17	7	39	0	0	1			
1252	573	241	42.06	59	64	4	0	2			
1253	85	47	55.29	12	15	0	0	0			
1254	366	211	57.65	58	34	1	0	0			
1255	207	64	30.92	12	26	1	0	0			
1256	34	21	61.76	1	14	0	0	0			
1257	61	40	65.57	12	6	0	0	0			
1258	929	568	61.14	222	78	2	0	0			
1259	112	80	71.43	34	11	0	0	0			
1260	559	310	55.46	96	37	0	0	0			
1261	147	48	32.65	11	15	1	0	1			
1262	200	45	22.50	6	16	0	0	0			
1263	0	0	0.00	0	0	0	0	0			
1264	550	260	47.27	50	97	2	0	0			
1265	7	4	57.14	1	2	0	0	0			
1266	0	1	0.00	1	0	0	0	0			
1267	190	85	44.74	23	34	0	0	0			
1268	2,441	1,536	62.93	587	93	2	0	2			
1269	87	37	42.53	8	9	0	0	0			
1270	974	365	37.47	55	129	2	1	1			
1271	3	1	33.33	0	1	0	0	0			
1272	385	169	43.90	33	56	2	0	0			
1273	8	2	25.00	0	2	0	0	0			
1274	1,262	685	54.28	205	98	4	1	0			
1275	6	1	16.67	1	0	0	0	0			
1276	337	237	70.33	96	15	0	0	0			
1277	1,098	490	44.63	95	158	4	0	1			
1278	0	0	0.00	0	0	0	0	0			
1279	155	95	61.29	21	35	0	0	1			
1280	1,574	1,084	68.87	387	85	3	0	0			

DALLAS COUNTY GENERAL ELECTION
NOVEMBER 5, 1996

STRAIGHT PARTY VOTES

	R E P U B L I C A N		D E M O C R A T I C		L I B E R T A R I A N		U N I T A R I A N		S T A X P A R T Y	
	r e g	b l t s	%	P A R T Y	P A R T Y	P A R T Y	P A R T Y	P A R T Y	P A R T Y	
1281	1,067	613	57.45	162	95	2	0	0	0	
1282	1,004	590	58.76	149	98	6	0	1	1	
1283	251	91	36.25	8	39	2	0	0	0	
1284	80	34	42.50	6	11	0	0	0	0	
1285	429	213	49.65	45	53	2	0	0	0	
1286	996	270	27.11	97	22	0	0	0	0	
1287	1,477	1,092	73.93	355	55	2	0	1	1	
1288	280	209	74.64	77	5	1	0	0	0	
1289	3	2	66.67	0	0	0	0	0	0	
1290	378	279	73.81	99	9	0	1	0	0	
1291	0	0	0.00	0	0	0	0	0	0	
1292	1,806	641	35.49	84	233	4	1	0	0	
1293	222	98	44.14	19	26	1	0	0	0	
1294	0	49	0.00	8	16	1	0	0	0	
1295	1,251	446	35.65	62	188	6	0	0	0	
1296	1,043	253	24.26	34	95	1	0	0	0	
1297	545	213	39.08	28	67	1	0	1	1	
1298	1,431	581	40.60	96	180	3	0	0	0	
1299	600	296	49.33	54	103	2	1	0	0	
1300	11	5	45.45	2	1	0	0	0	0	
1301	234	114	48.72	21	35	0	1	2	2	
1302	1,506	263	17.46	79	54	0	0	0	0	
1303	1,389	693	49.89	197	135	1	0	1	1	
1304	184	507	275.54	107	130	1	1	1	1	
1305	807	342	42.38	58	97	2	0	1	1	
1306	644	403	62.58	141	36	2	0	0	0	
1307	21	17	80.95	6	4	0	0	0	0	
1308	844	632	74.88	225	45	2	0	0	0	
1309	677	250	36.93	53	90	0	0	0	0	
1310	63	51	80.95	24	4	0	0	0	0	

DALLAS COUNTY GENERAL ELECTION
NOVEMBER 5, 1996

STRAIGHT PARTY VOTES

	U L N S D I B T A R E P U R T A X P U O E R U R A P B L C R A L A Y I C A T I L A E C A N C A N W R S P A P A P A P A r e b l r r r r r r g t s % Y Y Y Y Y Y Y								
1311	145	13	8.97	1	6	0	0	0	0
1312	850	633	74.47	306	52	0	1	1	1
1313	4	1	25.00	0	0	0	0	0	0
1314	33	14	42.42	4	3	0	0	1	1
1315	62	37	59.68	12	3	0	0	0	0
1316	995	652	65.53	229	82	1	0	1	1
1317	951	636	66.88	146	196	1	0	1	1
1318	372	271	72.85	85	45	0	0	0	0
1319	2	1	50.00	1	0	0	0	0	0
1320	491	324	65.99	152	52	0	0	0	0
1321	0	0	0.00	0	0	0	0	0	0
1322	1,684	628	37.29	154	163	4	0	3	3
1323	155	106	68.39	35	7	1	0	0	0
1324	685	303	44.23	76	86	2	0	0	0
1325	222	86	38.74	23	21	0	0	0	0
1326	507	292	57.59	92	50	0	0	0	0
1327	5	2	40.00	0	1	0	0	0	0
1328	585	352	60.17	86	80	1	0	0	0
1329	2,626	1,582	60.24	604	153	6	1	3	3
1330	129	93	72.09	28	14	0	0	0	0
1331	1,670	1,016	60.84	333	152	4	0	1	1
1332	95	19	20.00	2	7	0	0	0	0
1333	13	4	30.77	0	0	0	0	0	0
1334	93	29	31.18	9	4	0	1	0	0
1335	730	99	13.56	15	20	0	0	0	0
1336	407	207	50.86	25	80	0	0	0	0
1337	139	62	44.60	12	35	0	0	0	0
1338	431	218	50.58	36	88	1	1	4	4
1339	304	162	53.29	33	51	3	0	0	0
1340	473	349	73.78	136	33	0	0	0	0

DALLAS COUNTY GENERAL ELECTION
NOVEMBER 5, 1996

STRAIGHT PARTY VOTES

	R E P U B L I C A N		D E M O C R A T I C		L I B E R T A R I A N		U N I T E D R E P U B L I C P A R T Y		S E C U L A R I A N		P A R T Y	
	r e g	b l t s	%	P A R T Y	P A R T Y	P A R T Y	P A R T Y	P A R T Y	P A R T Y	P A R T Y	P A R T Y	
1341	848	533	62.85	142	69	4	1	0				
1342	191	127	66.49	43	14	0	0	0				
1343	815	553	67.85	203	38	0	0	0				
1344	347	240	69.16	73	17	0	0	0				
1345	1,098	631	57.47	194	127	3	0	1				
1346	270	155	57.41	31	42	2	0	0				
1347	551	400	72.60	168	25	1	0	1				
1348	291	94	32.30	16	46	0	0	0				
1349	93	53	56.99	7	16	0	0	1				
1350	468	279	59.62	124	32	0	0	0				
1351	28	23	82.14	13	0	1	0	0				
1352	136	78	57.35	18	24	0	0	0				
1353	188	95	50.53	16	24	0	0	0				
1354	194	90	46.39	14	31	0	1	0				
1355	557	248	44.52	19	80	1	1	0				
1356	440	221	50.23	54	47	1	0	1				
1357	234	88	37.61	32	23	0	0	0				
1358	439	182	41.46	51	33	3	0	0				
1359	395	142	35.95	22	33	0	0	1				
1360	464	234	50.43	60	49	4	1	0				
1361	1,133	550	48.54	65	210	3	0	2				
1362	1,059	364	34.37	96	79	1	0	0				
1363	12	8	66.67	3	1	0	0	0				
1364	1,441	909	63.08	237	185	4	0	1				
1365	4	3	75.00	0	0	0	0	0				
1366	369	149	40.38	45	12	1	0	0				
1367	700	271	38.71	100	32	0	0	0				
1368	0	0	0.00	0	0	0	0	0				
1369	1,483	753	50.78	154	158	1	1	1				
1370	1,113	736	66.13	268	39	1	0	0				

DALLAS COUNTY GENERAL ELECTION
NOVEMBER 5, 1996

STRAIGHT PARTY VOTES

	r e g i s t r a t e d		b l o c a l		D E M O C R A T I C A N		L I B E R T A R I A N		U N I O N I S T		S E C U L A R I A N		P A R T Y	
	g	s	%	Y	Y	Y	Y	Y	Y	Y	Y	Y	Y	
1371	2,392	1,118	46.74	392	128	4	0	0						
1372	1,583	985	62.22	306	118	5	0	1						
2201	1,275	738	57.88	248	119	0	0	0						
2202	1,238	732	59.13	247	64	2	0	0						
2203	3,071	1,726	56.20	596	193	9	1	2						
2204	86	44	51.16	11	8	0	0	0						
2205	1,399	794	56.75	220	148	4	2	4						
2206	582	151	25.95	26	71	0	0	0						
2207	2,374	752	31.68	220	158	4	2	3						
2208	1,971	1,028	52.16	241	263	7	0	4						
2209	2,936	1,822	62.06	670	179	5	0	1						
2210	853	643	75.38	216	38	1	0	0						
2211	981	611	62.28	170	113	4	2	0						
2212	1,859	1,117	60.09	323	227	8	1	2						
2213	2,012	670	33.30	166	211	8	1	4						
2214	1,594	884	55.46	272	193	4	0	2						
2215	1,182	607	51.35	28	495	0	0	0						
2216	2,969	1,389	46.78	353	373	6	1	4						
2217	2,318	1,677	72.35	592	122	4	0	0						
2218	1,809	1,252	69.21	379	147	2	0	2						
2219	1,575	1,041	66.10	301	134	3	0	3						
2220	3,011	1,575	52.31	424	353	9	3	2						
2221	2,366	1,230	51.99	422	216	4	0	2						
2222	2,278	1,501	65.89	612	132	8	2	1						
2223	2,432	1,636	67.27	484	271	6	2	0						
2224	2,486	1,786	71.84	639	204	2	0	1						
2225	1,364	752	55.13	171	163	8	0	4						
2226	1,468	687	46.80	171	247	0	0	3						
2227	1,022	689	67.42	185	90	3	0	1						
2228	2,392	1,436	60.03	450	205	3	1	1						

DALLAS COUNTY GENERAL ELECTION
NOVEMBER 5, 1996

STRAIGHT PARTY VOTES

	R E P U B L I C A N		D E M O C R A T I C		L I B E R T A R I A N		U N I T E D R E P U B L I C A N		S E C U L A R I A N		P A R T Y	
	r e g	b l o c s	%	P A R T Y	P A R T Y	P A R T Y	P A R T Y	P A R T Y	P A R T Y	P A R T Y	P A R T Y	
2229	966	672	69.57	206	95	3	1	3				
2230	1,340	655	48.88	147	169	3	0	0				
2231	775	507	65.42	146	78	1	0	0				
2232	2,188	1,195	54.62	275	312	8	1	2				
2233	1,100	651	59.18	189	125	2	0	2				
2234	2,938	1,569	53.40	425	341	9	2	2				
2235	2,929	1,435	48.99	385	277	5	0	3				
2236	2,763	1,201	43.47	329	243	6	1	4				
2237	1,412	886	62.75	364	73	1	0	0				
2238	1,573	785	49.90	190	192	4	0	1				
2239	2,254	841	37.31	159	248	4	1	3				
2240	847	479	56.55	109	141	4	3	1				
2241	1,127	686	60.87	217	87	0	1	2				
2242	1,803	1,278	70.88	344	142	3	1	0				
2243	2,631	1,870	71.08	501	211	2	0	0				
2244	321	221	68.85	48	35	1	0	0				
2245	1,489	677	45.47	154	159	1	0	1				
2246	1,832	942	51.42	240	230	4	0	1				
2247	1,365	839	61.47	271	123	1	0	0				
2248	1,692	666	39.36	144	187	6	1	5				
2249	976	614	62.91	225	49	1	0	0				
2250	2,462	1,343	54.55	343	212	7	1	3				
2251	296	192	64.86	46	45	1	0	0				
2252	175	132	75.43	49	17	0	0	0				
2253	999	616	61.66	130	86	4	0	0				
2254	1,156	721	62.37	221	139	3	1	1				
2255	2,399	1,251	52.15	351	232	3	2	5				
2256	58	28	48.28	6	14	0	0	0				
2257	859	490	57.04	188	72	2	0	0				
2258	1,487	768	51.65	188	146	3	3	6				

DALLAS COUNTY GENERAL ELECTION
NOVEMBER 5, 1996

STRAIGHT PARTY VOTES

	R E P U B L I C A N		D E M O C R A T I C		L I B E R T A R I A N		U N I T E D R E P U B L I C P A R T Y		S E C U L A R I A N P A R T Y		P A R T Y	
	g	s	%	Y	Y	Y	Y	Y	Y	Y	Y	Y
2259	2,536	1,482	58.44	452	240	5	0	2				
2260	2,721	1,595	58.62	482	247	5	4	3				
2261	2,061	1,036	50.27	270	289	8	1	8				
2262	983	716	72.84	237	50	1	0	0				
2263	1,651	958	58.03	271	220	7	0	1				
2264	1,621	561	34.61	99	182	3	1	0				
2265	1,253	762	60.81	267	85	5	0	0				
2266	1,316	1,018	77.36	333	74	2	0	0				
2267	1,217	594	48.81	128	105	4	1	1				
2268	1,766	999	56.57	301	178	6	0	2				
2269	2,926	1,433	48.97	385	340	6	1	5				
2270	3,036	1,254	41.30	357	292	14	1	2				
2271	1,258	924	73.45	320	89	2	1	0				
2272	2,166	1,058	48.85	267	299	2	0	6				
2273	2,059	1,371	66.59	389	233	8	0	0				
2274	2,981	1,646	55.22	470	314	11	0	4				
2275	2,807	1,427	50.84	359	336	10	2	3				
2276	1,208	818	67.72	241	74	4	0	0				
2277	2,677	1,861	69.52	560	250	6	0	0				
2278	1,397	740	52.97	192	166	5	1	1				
2279	3,408	1,893	55.55	559	360	7	2	7				
2280	3,804	1,955	51.39	484	438	23	1	5				
2281	1,170	530	45.30	167	93	2	1	1				
2282	1,891	904	47.81	226	208	7	1	3				
2283	2,889	1,736	60.09	534	234	15	2	1				
2284	2,692	1,546	57.43	446	236	4	2	1				
2285	1,994	1,090	54.66	285	214	5	0	2				
2286	3,687	1,963	53.24	640	315	11	3	6				
2287	2,614	1,218	46.60	300	316	8	1	6				
2288	2,273	1,274	56.05	357	214	2	1	1				

DALLAS COUNTY GENERAL ELECTION
NOVEMBER 5, 1996

STRAIGHT PARTY VOTES

	R E P U B L I C A N		D E M O C R A T I C		L I B E R T A R I A N		U N I T E D R E P U B L I C P A R T Y		S E C U L A R R E P U B L I C P A R T Y		P A R T Y	
	g	s	%	Y	Y	Y	Y	Y	Y	Y	Y	Y
2319	2,531	875	34.57	149	399	1	1	0				
2320	334	165	49.40	34	55	1	2	0				
2321	357	55	15.41	2	47	0	0	0				
2322	1,581	832	52.62	209	183	3	1	0				
2323	1,374	601	43.74	147	175	5	1	2				
2324	2,095	581	27.73	159	101	3	0	1				
2325	2,514	1,179	46.90	280	256	9	3	2				
2326	1,409	832	59.05	248	140	5	0	1				
2327	2,867	1,654	57.69	512	239	7	2	1				
2328	1,042	470	45.11	28	284	1	0	2				
2329	2,128	1,245	58.51	364	189	4	0	4				
2330	218	87	39.91	8	40	1	0	1				
2331	32	6	18.75	3	2	0	0	0				
2332	5	2	40.00	0	0	0	0	0				
2333	169	56	33.14	10	27	0	0	0				
2334	860	380	44.19	85	117	1	2	0				
2335	257	99	38.52	19	37	2	0	0				
2336	247	88	35.63	25	30	1	0	0				
2337	257	134	52.14	31	24	1	0	0				
2338	268	116	43.28	22	26	0	0	0				
2339	842	288	34.20	36	107	3	2	0				
2340	105	52	49.52	1	42	1	0	0				
2341	363	180	49.59	31	86	1	0	0				
2342	878	346	39.41	67	98	0	0	1				
2343	622	231	37.14	36	100	0	1	2				
2344	554	266	48.01	52	74	0	0	0				
2345	372	149	40.05	16	73	1	0	3				
2346	1,034	816	78.92	307	56	1	0	0				
2347	0	212	0.00	21	131	2	1	0				
2348	1,083	474	43.77	109	160	3	0	1				

DALLAS COUNTY GENERAL ELECTION
NOVEMBER 5, 1996

STRAIGHT PARTY VOTES

	R E P U B L I C A N		D E M O C R A T I C		L I B E R T A R I A N		U N I T E D R E P U B L I C P A R T Y		S E C U L A R I A N		P A R T Y	
	g	s	%	Y	Y	Y	Y	Y	Y	Y	Y	
2349	583	241	41.34	50	65	0	0	4				
2350	1,080	440	40.74	97	124	3	0	3				
2351	2,034	865	42.53	200	237	4	0	2				
2352	0	0	0.00	0	0	0	0	0				
2353	330	219	66.36	84	20	1	0	0				
2354	61	50	81.97	22	3	0	0	0				
2355	570	384	67.37	140	32	0	0	0				
2356	129	49	37.98	20	4	0	0	0				
2357	696	374	53.74	92	80	0	1	1				
2358	692	327	47.25	95	77	3	1	0				
2359	921	458	49.73	83	140	4	0	0				
2360	743	124	16.69	13	69	2	0	0				
2361	128	24	18.75	5	8	0	0	0				
2362	614	396	64.50	102	79	2	1	1				
2363	318	172	54.09	42	45	0	0	0				
2364	0	0	0.00	0	0	0	0	0				
2365	75	54	72.00	16	14	0	0	0				
2366	12	6	50.00	4	0	0	0	0				
2367	256	175	68.36	55	36	1	0	0				
2368	158	109	68.99	35	8	0	0	0				
2369	0	0	0.00	0	0	0	0	0				
2370	277	133	48.01	25	46	1	0	0				
2371	287	178	62.02	46	39	0	0	0				
2372	1,409	767	54.44	324	55	1	0	1				
2373	1,145	818	71.44	337	50	0	0	0				
2374	269	140	52.04	48	46	1	0	0				
2375	298	105	35.23	12	42	0	0	0				
2376	0	2	0.00	1	1	0	0	0				
2377	119	62	52.10	10	23	0	0	0				
2378	253	123	48.62	21	38	0	0	1				

DALLAS COUNTY GENERAL ELECTION
NOVEMBER 5, 1996

STRAIGHT PARTY VOTES

	R E P U B L I C A N		D E M O C R A T I C		L I B E R T A R I A N		U N I T E D R E P U B L I C P A R T Y		S E C U L A R R E P U B L I C P A R T Y		P A R T Y	
	g	s	%	Y	Y	Y	Y	Y	Y	Y	Y	Y
2379	1	0	0.00	0	0	0	0	0	0	0	0	0
2380	1,638	924	56.41	204	181	2	0	0	0	0	1	1
2381	692	488	70.52	163	65	0	0	0	0	0	2	2
2382	97	71	73.20	13	6	1	0	0	0	0	0	0
2383	157	73	46.50	22	14	0	0	0	0	0	0	0
2384	2,473	1,296	52.41	377	262	8	2	1	1	1	1	1
2385	2,478	1,140	46.00	395	132	4	0	3	3	3	3	3
2386	1,837	973	52.97	287	146	6	0	1	1	1	1	1
2387	2,527	1,422	56.27	408	244	8	1	2	2	2	2	2
2388	3,759	2,315	61.59	669	377	4	0	2	2	2	2	2
2389	80	51	63.75	15	5	0	0	0	0	0	0	0
2390	0	1	0.00	0	1	0	0	0	0	0	0	0
2391	30	14	46.67	3	3	0	0	0	0	0	0	0
2392	30	7	23.33	1	2	0	0	0	0	0	0	0
2393	1,792	881	49.16	174	245	5	0	2	2	2	2	2
2394	1,055	450	42.65	120	105	7	1	0	0	0	0	0
2395	1,082	537	49.63	166	101	0	0	0	0	0	0	0
2396	982	605	61.61	163	102	1	0	1	1	1	1	1
3301	1,150	380	33.04	21	198	1	2	2	2	2	2	2
3302	545	293	53.76	38	110	0	0	1	1	1	1	1
3303	508	207	40.75	13	143	0	0	0	0	0	0	0
3304	1,071	416	38.84	16	211	2	0	1	1	1	1	1
3305	1,153	481	41.72	4	416	2	0	0	0	0	0	0
3306	1,116	601	53.85	100	143	2	0	0	0	0	0	0
3307	1,464	346	23.63	29	167	0	0	0	0	0	0	0
3308	3	5	166.67	2	2	0	0	0	0	0	0	0
3309	864	334	38.66	8	259	0	0	0	0	0	0	0
3310	1,516	155	10.22	32	34	0	0	1	1	1	1	1
3311	709	275	38.79	30	143	3	1	0	0	0	0	0
3312	2,882	998	34.63	125	398	7	5	0	0	0	0	0

DALLAS COUNTY GENERAL ELECTION
NOVEMBER 5, 1996

STRAIGHT PARTY VOTES

	R E P U B L I C A N		D E M O C R A T I C		L I B E R T A R I A N		U N I T E D R E P U B L I C P A R T Y		S E C U L A R I A N		P A R T Y	
	r e g	b l t s	%	P A R T Y	P A R T Y	P A R T Y	P A R T Y	P A R T Y	P A R T Y	P A R T Y	P A R T Y	
3313	287	124	43.21	19	34	2	0	0				
3314	2,585	1,274	49.28	21	1,009	1	0	0				
3315	2,267	994	43.85	4	869	0	2	0				
3316	217	83	38.25	2	65	2	0	1				
3317	421	52	12.35	0	28	0	0	0				
3318	2,260	1,027	45.44	7	849	2	0	0				
3319	2,498	911	36.47	10	812	0	0	0				
3320	796	320	40.20	6	281	1	0	0				
3321	1,031	436	42.29	4	357	2	1	0				
3322	1,507	702	46.58	3	604	1	0	0				
3323	946	390	41.23	6	330	1	0	1				
3324	1,133	527	46.51	5	443	0	0	0				
3325	1,714	742	43.29	3	640	2	1	2				
3326	942	292	31.00	0	244	0	0	1				
3327	327	182	55.66	26	63	1	0	1				
3328	1,137	514	45.21	24	323	3	0	1				
3329	1,322	619	46.82	64	327	2	1	2				
3330	1,971	1,056	53.58	185	389	1	0	0				
3331	2,350	1,151	48.98	182	475	4	1	3				
3332	520	263	50.58	3	216	1	0	0				
3333	1,468	678	46.19	7	602	0	0	0				
3334	1,106	590	53.35	7	474	0	0	0				
3335	2,105	966	45.89	10	827	1	0	0				
3336	1,754	728	41.51	0	631	3	0	0				
3337	3,030	1,455	48.02	12	1,248	2	0	0				
3338	1,811	929	51.30	1	811	0	0	0				
3339	123	66	53.66	0	34	2	0	0				
3340	2,007	863	43.00	74	504	3	1	2				
3341	350	177	50.57	2	145	1	0	2				
3342	446	171	38.34	23	65	0	1	3				

DALLAS COUNTY GENERAL ELECTION
NOVEMBER 5, 1996

STRAIGHT PARTY VOTES

	R E P U B L I C A N		D E M O C R A T I C		L I B E R T A R I A N		U N I T E D R E P U B L I C A N		S E C U L A R I A N		P A R T Y	
	r e g	b l t s	%	P A R T Y	P A R T Y	P A R T Y	P A R T Y	P A R T Y	P A R T Y	P A R T Y	P A R T Y	
3343	2,861	1,326	46.35	104	778	7	0	4				
3344	1,825	768	42.08	82	421	1	0	3				
3345	870	352	40.46	19	239	0	0	4				
3346	2,080	773	37.16	152	284	4	2	2				
3347	2,812	1,132	40.26	247	228	4	0	6				
3348	1,475	602	40.81	7	529	1	0	1				
3349	510	180	35.29	6	146	0	0	0				
3350	477	200	41.93	19	121	2	0	0				
3351	61	23	37.70	0	20	0	0	0				
3352	868	483	55.65	82	168	1	3	1				
3353	948	358	37.76	15	234	2	2	2				
3354	1,179	547	46.40	95	195	1	0	0				
3355	1,887	853	45.20	158	260	6	0	2				
3356	2,798	1,402	50.11	30	1,182	0	0	0				
3357	1,814	902	49.72	8	774	0	0	0				
3358	822	334	40.63	75	101	5	0	3				
3359	891	384	43.10	73	122	3	0	3				
3360	2,750	1,256	45.67	337	260	8	0	10				
3361	277	138	49.82	12	87	0	0	3				
3362	1,247	488	39.13	5	398	0	0	0				
3363	2,742	1,341	48.91	10	1,139	1	0	0				
3364	527	150	28.46	21	81	1	0	0				
3365	338	156	46.15	22	63	1	0	2				
3366	492	110	22.36	2	94	0	1	0				
3367	2,258	1,361	60.27	12	1,045	2	0	1				
3368	1,488	856	57.53	6	720	0	0	0				
3369	2,705	1,095	40.48	25	879	3	0	0				
3370	1,453	657	45.22	104	253	4	1	1				
3371	1,510	672	44.50	10	547	1	0	1				
3372	2,461	1,049	42.62	9	909	1	0	3				

DALLAS COUNTY GENERAL ELECTION
NOVEMBER 5, 1996

STRAIGHT PARTY VOTES

	R E P U B L I C A N		D E M O C R A T I C		L I B E R T A R I A N		U N I T E D R E P U B L I C P A R T Y		S E C U L A R I A N		P A R T Y	
	r e g	b l t s	%	P A R T Y	P A R T Y	P A R T Y	P A R T Y	P A R T Y	P A R T Y	P A R T Y	P A R T Y	
3403	17	16	94.12	2	6	0	0	0	0	0	0	
3404	756	509	67.33	137	95	2	0	0	0	0	0	
3405	1,206	459	38.06	38	281	1	1	0	0	0	0	
3406	2,038	1,287	63.15	346	271	4	0	0	0	0	0	
3407	802	578	72.07	162	113	2	0	0	0	0	0	
3408	170	76	44.71	19	28	0	0	0	0	0	0	
3409	3	2	66.67	1	1	0	0	0	0	0	0	
3410	1,132	666	58.83	94	299	1	0	0	0	0	0	
3411	110	71	64.55	9	32	0	0	0	0	0	0	
3412	2,347	1,512	64.42	312	489	2	0	0	2	2	2	
3413	423	254	60.05	29	98	0	0	0	1	1	1	
3414	618	348	56.31	26	185	5	0	0	0	0	0	
3415	139	78	56.12	9	32	0	0	0	0	0	0	
3416	497	190	38.23	17	122	1	0	0	0	0	0	
3417	3	3	100.00	0	1	0	0	0	0	0	0	
3418	189	92	48.68	11	48	2	0	0	0	0	0	
3419	317	208	65.62	68	27	0	0	0	1	1	1	
3420	197	38	19.29	6	15	0	0	0	0	0	0	
3421	314	179	57.01	10	108	0	0	0	2	2	2	
3422	43	10	23.26	0	9	0	0	0	0	0	0	
3423	1	1	100.00	0	1	0	0	0	0	0	0	
3424	632	215	34.02	4	175	0	0	0	1	1	1	
3425	1,044	562	53.83	79	159	0	0	0	0	0	0	
3426	0	0	0.00	0	0	0	0	0	0	0	0	
3427	146	41	28.08	1	36	0	0	0	0	0	0	
3428	968	276	28.51	0	251	1	0	0	0	0	0	
3429	778	267	34.32	4	217	0	0	0	2	2	2	
3430	259	78	30.12	4	47	0	0	0	0	0	0	
3431	488	152	31.15	6	116	0	0	0	0	0	0	
3432	10	6	60.00	0	6	0	0	0	0	0	0	

DALLAS COUNTY GENERAL ELECTION
NOVEMBER 5, 1996

STRAIGHT PARTY VOTES

	R E P U B L I C A N		D E M O C R A T I C		L I B E R T A R I A N		U N I T E D R E P U B L I C P A R T Y		S E C U L A R I A N		P A R T Y	
	g	s	%	Y	Y	Y	Y	Y	Y	Y	Y	
3433	3	2	66.67	0	1	0	0	0	0	0	0	
3434	1,712	766	44.74	87	405	2	0	2	0	0	2	
3435	1,529	635	41.53	2	570	0	0	0	0	0	0	
3436	81	29	35.80	8	5	1	0	0	0	0	0	
3437	714	427	59.80	7	354	0	0	0	0	0	0	
3438	1,605	458	28.54	50	257	6	3	2	0	0	0	
3439	109	57	52.29	3	9	0	0	0	0	0	0	
3440	33	4	12.12	0	2	0	0	0	0	0	0	
3441	164	75	45.73	3	54	0	0	0	0	0	0	
3442	42	12	28.57	1	9	0	0	0	0	0	0	
3443	1,557	826	53.05	190	168	2	0	0	0	0	0	
3444	1,928	998	51.76	34	792	1	0	1	0	0	1	
3445	1,515	844	55.71	23	644	1	1	1	0	0	1	
3446	6	2	33.33	0	1	0	0	0	0	0	0	
3447	520	265	50.96	58	46	1	0	0	0	0	0	
3448	1,285	593	46.15	5	461	1	0	1	0	0	1	
3449	245	90	36.73	3	56	0	0	0	0	0	0	
3450	29	26	89.66	9	3	0	0	0	0	0	0	
3451	418	258	61.72	85	28	0	0	0	0	0	0	
3452	308	106	34.42	19	46	0	0	0	0	0	0	
3453	1,489	814	54.67	83	282	4	0	1	0	0	1	
3454	172	63	36.63	2	53	0	0	0	0	0	0	
3455	412	154	37.38	5	121	1	0	0	0	0	0	
3456	98	36	36.73	6	11	0	0	0	0	0	0	
3457	222	93	41.89	18	36	0	0	0	0	0	0	
3458	341	148	43.40	15	60	2	0	2	0	0	2	
3459	288	111	38.54	1	93	0	0	0	0	0	0	
3460	235	65	27.66	1	44	0	0	0	0	0	0	
3461	183	13	7.10	0	5	0	0	0	0	0	0	
3462	22	1	4.55	0	1	0	0	0	0	0	0	

DALLAS COUNTY GENERAL ELECTION
NOVEMBER 5, 1996

STRAIGHT PARTY VOTES

	R E P U B L I C A N		D E M O C R A T I C		L I B E R T A R I A N		U N I T E D R E P U B L I C P A R T Y		S E C U L A R I A N		P A R T Y	
	r e g	b l t s	%	P A R T Y	P A R T Y	P A R T Y	P A R T Y	P A R T Y	P A R T Y	P A R T Y	P A R T Y	
3493	278	140	50.36	3	121	0	0	0	0	0	0	
3494	0	1	0.00	0	1	0	0	0	0	0	0	
3495	741	292	39.41	3	262	0	0	0	0	0	0	
3496	13	0	0.00	0	0	0	0	0	0	0	0	
3497	222	59	26.58	1	49	0	0	0	0	0	0	
3498	248	139	56.05	24	73	0	1	0	0	0	0	
3499	1,262	322	25.52	13	270	1	0	0	0	1	1	
3500	224	26	11.61	1	13	0	0	0	0	0	0	
3501	414	128	30.92	13	73	1	0	0	0	0	0	
3502	97	4	4.12	0	1	0	0	0	0	0	0	
3503	442	259	58.60	44	99	1	0	0	0	0	0	
3504	134	68	50.75	13	29	0	0	0	0	0	0	
3505	182	84	46.15	10	56	0	0	0	0	2	2	
3506	478	223	46.65	28	109	2	0	1	0	1	1	
3507	70	46	65.71	5	18	1	0	0	0	1	1	
3508	230	108	46.96	3	87	0	0	0	0	0	0	
3509	174	49	28.16	5	29	0	0	0	0	0	0	
3510	57	23	40.35	3	8	0	0	0	0	0	0	
3511	137	70	51.09	4	40	0	0	0	0	0	0	
3512	0	0	0.00	0	0	0	0	0	0	0	0	
3513	2	0	0.00	0	0	0	0	0	0	0	0	
3514	390	179	45.90	23	70	1	0	1	0	1	1	
3515	290	169	58.28	22	54	0	0	0	0	0	0	
3516	659	228	34.60	18	137	1	1	0	0	0	0	
3517	48	12	25.00	1	7	0	0	0	0	0	0	
3518	224	44	19.64	5	24	0	0	0	0	0	0	
3519	1	0	0.00	0	0	0	0	0	0	0	0	
3520	269	168	62.45	18	100	0	0	0	0	0	0	
3521	541	191	35.30	34	85	0	0	0	0	2	2	
3522	314	127	40.45	15	54	1	0	0	0	0	0	

DALLAS COUNTY GENERAL ELECTION
NOVEMBER 5, 1996

STRAIGHT PARTY VOTES

	R E P U B L I C A N			D E M O C R A T I C		L I B E R T A R I A N		U N I T A R I A N		S T A X P A R T Y		P A R T Y	
	r	b	%	P	P	P	P	P	P	P	P	P	P
	e	l		A	A	A	A	A	A	A	A	A	A
	g	t		R	R	R	R	R	R	R	R	R	R
		s		Y	Y	Y	Y	Y	Y	Y	Y	Y	Y
3553	59	25	42.37	0	17	0	0	0	0	2			
3554	2	0	0.00	0	0	0	0	0	0	0			
3555	0	0	0.00	0	0	0	0	0	0	0			
3556	148	62	41.89	7	32	0	0	0	0	0			
3557	298	111	37.25	32	33	1	0	0	0	0			
3558	1,563	731	46.77	151	164	2	1	1	1	1			
3559	945	299	31.64	48	71	3	1	2	2	2			
3560	170	73	42.94	15	24	0	0	0	0	0			
3561	701	305	43.51	5	263	1	0	0	0	0			
3562	585	184	31.45	33	55	1	0	0	0	0			
3563	16	3	18.75	0	1	0	0	0	0	0			
3564	185	65	35.14	8	30	0	0	1	1	1			
3565	344	81	23.55	6	62	0	0	0	0	0			
3566	155	75	48.39	24	21	1	0	0	0	0			
3567	304	155	50.99	5	104	1	0	0	0	0			
3568	212	80	37.74	8	22	0	0	0	0	0			
3569	476	247	51.89	32	82	4	1	0	0	0			
3570	0	0	0.00	0	0	0	0	0	0	0			
3571	1,563	613	39.22	132	206	4	0	3	3	3			
3572	886	244	27.54	5	208	0	1	1	1	1			
3573	497	225	45.27	52	98	1	0	0	0	0			
4401	2,551	1,359	53.27	368	273	10	1	3	3	3			
4402	3,712	2,157	58.11	608	412	8	2	3	3	3			
4403	2,775	1,457	52.50	342	333	7	1	5	5	5			
4404	1,177	419	35.60	82	129	4	1	0	0	0			
4405	792	505	63.76	35	343	2	1	2	2	2			
4406	2,720	1,751	64.38	604	228	7	1	0	0	0			
4407	2,844	1,198	42.12	273	351	4	0	3	3	3			
4408	838	410	48.93	107	114	1	0	0	0	0			
4409	1,500	601	40.07	108	259	3	0	1	1	1			

DALLAS COUNTY GENERAL ELECTION
NOVEMBER 5, 1996

STRAIGHT PARTY VOTES

	R E P U B L I C A N		D E M O C R A T I C		L I B E R T A R I A N		U N I T E D R E P U B L I C P A R T Y		S E C U L A R I A N P A R T Y	
	r e g	b l t s	%	P A R T Y	P A R T Y	P A R T Y	P A R T Y	P A R T Y	P A R T Y	
4410	1,226	515	42.01	101	195	3	0	0		
4411	2,590	928	35.83	51	599	5	2	1		
4412	1,065	372	34.93	55	191	2	0	2		
4413	2,181	1,277	58.55	376	223	2	0	1		
4414	1,748	955	54.63	272	203	7	0	2		
4415	2,806	1,563	55.70	410	342	15	0	3		
4416	1,105	397	35.93	34	271	2	0	0		
4417	1,675	1,042	62.21	334	147	1	0	0		
4418	1,336	933	69.84	167	151	2	0	1		
4419	533	278	52.16	27	83	0	0	0		
4420	644	433	67.24	90	59	1	2	0		
4421	1,647	849	51.55	175	304	5	1	1		
4422	1,061	393	37.04	34	228	1	1	0		
4423	1,492	745	49.93	141	237	8	4	3		
4424	1,988	923	46.43	194	313	3	1	2		
4425	2,244	1,124	50.09	287	343	6	1	0		
4426	1,296	568	43.83	78	265	3	1	4		
4427	2,462	1,096	44.52	170	529	3	0	4		
4428	1,146	309	26.96	43	143	0	0	3		
4429	1,557	659	42.32	95	287	0	0	1		
4430	1,066	596	55.91	109	179	3	0	0		
4431	1,229	538	43.78	46	287	4	0	0		
4432	2,489	1,007	40.46	118	508	6	2	2		
4433	938	391	41.68	101	107	2	0	1		
4434	1,844	877	47.56	97	331	6	0	2		
4435	1,279	509	39.80	50	279	0	1	2		
4436	547	257	46.98	75	50	3	0	2		
4437	1,859	842	45.29	202	243	4	2	1		
4438	1,280	587	45.86	133	198	1	0	1		
4439	1,694	795	46.93	133	295	2	1	0		

DALLAS COUNTY GENERAL ELECTION
NOVEMBER 5, 1996

STRAIGHT PARTY VOTES

	R E P U B L I C A N		D E M O C R A T I C		L I B E R T A R I A N		U N I T E D R E P U B L I C P A R T Y		S E C U L A R I A N		P A R T Y	
	g	s	%	Y	Y	Y	Y	Y	Y	Y	Y	
4440	171	77	45.03	18	20	0	0	0	0	0	0	
4441	2,080	1,195	57.45	321	291	1	0	0	4	0	0	
4442	544	272	50.00	74	90	0	0	0	1	0	0	
4443	2,204	1,233	55.94	374	274	5	0	0	0	0	0	
4444	1,036	586	56.56	65	321	3	0	0	1	0	0	
4445	1,410	898	63.69	177	306	2	1	2	0	0	0	
4446	1,795	878	48.91	250	194	3	1	4	0	0	0	
4447	395	287	72.66	82	68	1	0	1	0	0	0	
4448	479	297	62.00	51	73	1	0	0	0	0	0	
4449	885	542	61.24	196	58	4	0	0	0	0	0	
4450	536	191	35.63	34	53	2	0	3	0	0	0	
4451	541	66	12.20	5	48	1	0	0	0	0	0	
4452	1,549	705	45.51	168	193	4	1	2	0	0	0	
4453	2,617	1,414	54.03	434	266	1	1	2	0	0	0	
4454	1,045	542	51.87	92	224	0	0	2	0	0	0	
4455	415	121	29.16	22	65	0	3	0	0	0	0	
4456	1,573	642	40.81	165	172	3	0	3	0	0	0	
4457	240	103	42.92	31	23	0	2	2	0	0	0	
4458	758	364	48.02	56	194	0	0	0	0	0	0	
4459	931	357	38.35	72	114	0	1	1	0	0	0	
4460	2,327	863	37.09	113	462	4	0	3	0	0	0	
4461	1,808	1,046	57.85	337	123	3	0	1	0	0	0	
4462	1,124	758	67.44	230	117	1	0	0	0	0	0	
4463	404	250	61.88	47	95	1	0	0	0	0	0	
4464	2,735	1,607	58.76	479	256	8	2	3	0	0	0	
4465	1,547	999	64.58	346	162	4	0	0	0	0	0	
4466	2,349	1,210	51.51	357	237	6	2	2	0	0	0	
4467	1,544	988	63.99	283	179	6	3	2	0	0	0	
4468	546	331	60.62	104	62	3	0	1	0	0	0	
4469	1,905	786	41.26	97	440	3	1	1	0	0	0	

DALLAS COUNTY GENERAL ELECTION
NOVEMBER 5, 1996

STRAIGHT PARTY VOTES

	R E P U B L I C A N		D E M O C R A T I C		L I B E R T A R I A N		U N I T E D R E P U B L I C P A R T Y		S E C U L A R I A N P A R T Y	
	r e g	b l t s	%	P A R T Y	P A R T Y	P A R T Y	P A R T Y	P A R T Y	P A R T Y	
4470	979	492	50.26	52	220	3	0	0	0	
4471	766	500	65.27	109	143	0	0	0	0	
4472	1,947	923	47.41	223	224	3	0	5	5	
4473	1,853	1,060	57.20	350	161	8	1	3	3	
4474	2,206	1,244	56.39	356	277	8	1	2	2	
4475	1,765	998	56.54	299	179	6	0	3	3	
4476	2,580	1,669	64.69	598	236	5	1	0	0	
4477	114	20	17.54	9	6	0	0	0	0	
4478	2,378	1,420	59.71	324	392	2	0	0	0	
4479	353	194	54.96	2	178	0	0	0	0	
4480	1,728	919	53.18	230	192	5	1	3	3	
4481	1,557	833	53.50	261	153	2	0	1	1	
4482	434	169	38.94	34	55	1	0	0	0	
4483	2,634	1,497	56.83	384	414	3	0	1	1	
4484	2,261	1,185	52.41	328	302	1	0	1	1	
4485	3,014	1,758	58.33	579	310	6	1	3	3	
4486	1,957	1,168	59.68	329	285	4	0	3	3	
4487	2,267	1,480	65.28	523	161	3	0	0	0	
4488	993	547	55.09	157	124	1	0	1	1	
4489	2,336	1,167	49.96	350	282	3	0	1	1	
4490	1,160	769	66.29	227	156	4	0	0	0	
4491	1,726	963	55.79	51	634	0	0	0	0	
4492	3,216	1,883	58.55	509	412	6	1	3	3	
4493	1,689	795	47.07	287	83	3	0	0	0	
4494	1,737	906	52.16	107	463	0	0	0	0	
4495	1,721	915	53.17	302	168	3	1	4	4	
4496	1,262	450	35.66	76	131	7	2	0	0	
4497	51	16	31.37	4	8	0	0	0	0	
4498	0	1	0.00	0	1	0	0	0	0	
4499	3,485	1,860	53.37	350	679	5	1	4	4	

DALLAS COUNTY GENERAL ELECTION
NOVEMBER 5, 1996

STRAIGHT PARTY VOTES

	U L N S D I A R E B T T P U M O R U R A X U B C R A L P L I C R A L A Y C A T I A L E N C I A N W R S P A P A P A P A R T R T R T R T g s % Y Y Y Y Y								
4620	0	0	0.00	0	0	0	0	0	0
4621	473	174	36.79	8	126	0	1	0	0
4622	138	78	56.52	13	32	2	0	1	1
4623	156	70	44.87	4	31	0	0	0	0
4624	749	372	49.67	53	153	4	2	2	2
4625	1,097	681	62.08	177	153	2	0	2	2
4626	1,584	833	52.59	233	188	4	0	1	1
4627	626	326	52.08	79	110	3	0	0	0
4628	308	205	66.56	67	31	0	0	0	0
4629	815	462	56.69	152	67	2	1	0	0
4630	447	239	53.47	44	95	0	0	0	0
4631	394	149	37.82	50	34	0	0	0	0
4632	274	135	49.27	22	54	2	0	1	1
4633	0	1	0.00	0	1	0	0	0	0
4634	484	250	51.65	65	83	1	0	0	0
4635	820	437	53.29	141	82	1	0	0	0
4636	107	59	55.14	5	24	0	0	0	0
4637	0	0	0.00	0	0	0	0	0	0
4638	601	353	58.74	116	57	2	0	0	0
4639	3	0	0.00	0	0	0	0	0	0
4640	147	80	54.42	6	54	0	0	0	0
4641	722	251	34.76	70	41	1	0	1	1
4642	147	44	29.93	10	22	0	0	0	0
4643	270	127	47.04	16	72	2	0	0	0
4644	650	339	52.15	90	105	3	0	2	2
4645	45	24	53.33	3	14	0	0	1	1
4646	618	297	48.06	2	274	0	0	1	1
4647	208	92	44.23	21	35	0	0	0	0
4648	1,410	815	57.80	225	208	2	1	0	0
4649	1,515	473	31.22	96	166	0	0	0	0

DALLAS COUNTY GENERAL ELECTION
NOVEMBER 5, 1996

STRAIGHT PARTY VOTES

	r e g i s t r a t e d v o t e s		%	U N I T E D S T A T E P A R T Y S				
	b l o c a l v o t e s			P A R T Y	P A R T Y	P A R T Y	P A R T Y	P A R T Y
4650	1,567	725	46.27	169	196	7	0	2
4651	1,661	1,008	60.69	94	523	0	0	2
4652	234	141	60.26	43	13	0	0	0
00LB	0	188	0.00	27	40	0	0	0
Election Wide	1059853	562,439	53.07	141,399	152,261	1,946	340	752
County wide	1059853	562,251	53.05	141,372	152,221	1,946	340	752
Cong. Dist 3	213,310	116,057	54.41	34,046	20,921	529	91	196
Cong. Dist 4	6,152	3,089	50.21	944	465	10	2	1
Cong. Dist 5	174,673	92,930	53.20	22,941	20,520	364	54	152
Cong. Dist 6	9,059	5,449	60.15	1,576	975	21	4	7
Cong. Dist 24	132,229	67,836	51.30	16,001	20,433	242	38	102
Cong. Dist 26	229,379	137,485	59.94	46,648	17,092	362	65	94
Cong. Dist 30	295,051	139,405	47.25	19,216	71,815	418	86	200
State Br ED Dist 11	41,847	24,158	57.73	7,347	4,480	73	11	29
State Br Ed Dist 12	597,506	339,890	56.88	105,524	51,935	1,223	192	440
State Br Ed Dist 13	420,500	198,203	47.14	28,501	95,806	650	137	283
State Sen. Dist 2	98,063	43,989	44.86	7,032	16,222	188	39	91
State Sen. Dist 8	204,811	123,593	60.34	41,364	15,871	370	69	112
State Sen. Dist 9	153,842	81,823	53.19	24,855	14,603	291	45	112
State Sen. Dist 16	340,109	187,573	55.15	54,025	34,160	774	120	281
State Sen. Dist 23	263,028	125,273	47.63	14,096	71,365	323	67	156
State Rep Dist 99	84,812	46,391	54.70	15,622	5,864	156	21	45
State Rep Dist 100	58,454	27,126	46.41	4,040	13,289	81	16	28
State Rep Dist 101	69,077	36,361	52.64	10,251	6,984	131	33	79
State Rep Dist 102	71,724	41,931	58.46	13,142	6,033	121	28	37
State Rep Dist 103	48,021	22,501	46.86	4,400	7,010	104	19	36
State Rep Dist 104	36,857	14,772	40.08	1,917	7,352	73	14	34
State Rep Dist 105	54,825	24,840	45.31	4,554	8,609	125	22	81

DALLAS COUNTY GENERAL ELECTION
NOVEMBER 5, 1996

STRAIGHT PARTY VOTES

	REGISTRATION		PARTY					
	g	s	%	Y	Y	Y	Y	Y
State Rep Dist 106	65,446	34,122	52.14	9,059	8,175	141	23	68
State Rep Dist 107	61,053	29,956	49.07	5,901	8,293	112	27	24
State Rep Dist 108	86,314	55,201	63.95	19,001	6,213	130	18	26
State Rep Dist 109	65,536	31,645	48.29	3,984	17,501	83	13	42
State Rep Dist 110	68,953	36,481	52.91	4,996	19,388	69	16	38
State Rep Dist 111	67,865	34,665	51.08	5,073	17,816	77	12	25
State Rep Dist 112	69,721	40,498	58.09	12,780	6,037	196	29	62
State Rep Dist 113	74,239	39,614	53.36	11,763	7,144	196	25	75
State Rep Dist 114	76,956	46,147	59.97	14,889	6,513	151	24	52
County Comm Dist 1	310,470	184,126	59.31	59,760	25,223	560	97	148
County Comm Dist 2	274,007	147,792	53.94	42,046	27,880	628	107	251
County Comm Dist 3	228,587	103,885	45.45	8,887	63,232	265	55	155
County Comm Dist 4	246,789	126,448	51.24	30,679	35,886	493	81	198
JP/Con Pct 1 Pl 1	177,794	105,044	59.08	31,521	18,146	294	45	79
JP/Con Pct 2 Pl 1	142,900	75,605	52.91	23,586	12,308	305	42	112
JP/Con Pct 3 Pl 1	157,207	95,404	60.69	30,190	13,225	309	58	83
Con Pct 4	123,231	64,769	52.56	19,124	11,952	331	51	127
JP/Con Pct 5 Pl 1	174,511	91,405	52.38	24,795	20,491	340	58	180
JP/Con Pct 6 Pl 1	65,191	25,944	39.80	2,773	13,564	103	32	53
Con Pct 7	95,932	47,853	49.88	4,897	28,434	111	26	43
JP/Con Pct 8 Pl 1	123,087	56,227	45.68	4,486	34,101	153	28	75

DALLAS COUNTY GENERAL ELECTION
NOVEMBER 5, 1996

PRESIDENT AND VICE PRESIDENT

	r e g s		b l t s	%	L I B E R A L D E M O C R A T I C A N P R E S I D E N T	N L P R O G R E S S I V E R E P U B L I C A N V I C E P R E S I D E N T	U S T O M A N P R E S I D E N T	I N D E P E N D E N T	C A M P B E L L
1101	2,865	1,876	65.48	1,268	433	3	0	1	161
1102	2,939	1,792	60.97	1,130	500	7	1	2	141
1103	2,623	1,788	68.17	1,209	432	9	0	0	108
1104	2,524	1,693	67.08	1,076	479	5	2	2	115
1105	2,244	1,408	62.75	752	514	12	3	1	116
1106	1,574	1,071	68.04	689	276	5	0	1	76
1107	2,773	2,068	74.58	1,467	456	12	0	0	123
1108	2,771	1,673	60.38	890	561	14	2	5	194
1109	231	93	40.26	45	34	2	0	1	11
1110	2,265	1,611	71.13	1,042	411	3	3	5	136
1111	2,225	1,523	68.45	933	453	11	4	3	110
1112	1,283	690	53.78	379	243	5	0	1	56
1113	905	398	43.98	159	201	2	0	0	33
1114	2,212	1,211	54.75	677	391	6	3	3	121
1115	635	410	64.57	238	138	3	0	0	28
1116	2,946	1,245	42.26	688	435	12	0	0	99
1117	1,215	752	61.89	445	249	7	1	1	44
1118	1,256	801	63.77	446	269	5	1	1	72
1119	2,459	1,471	59.82	757	571	4	0	8	120
1120	870	338	38.85	72	236	1	1	1	23
1121	682	397	58.21	178	182	2	0	0	32
1122	2,456	1,606	65.39	1,132	341	11	1	0	104
1123	2,764	1,772	64.11	1,143	485	11	2	0	119
1124	1,508	965	63.99	585	287	6	1	0	81
1125	306	97	31.70	37	46	0	0	1	10
1126	1,674	999	59.68	405	482	4	4	2	90
1127	1,390	969	69.71	486	373	3	1	0	94
1128	1,013	746	73.64	444	232	2	1	0	54
1129	2,454	1,748	71.23	1,169	451	4	1	3	106

** COMBINED OFFICIAL CANVASS **

DALLAS COUNTY GENERAL ELECTION
NOVEMBER 5, 1996

PRESIDENT AND VICE PRESIDENT

	r e g i s t r a t i o n		b l o c a l r e s i d e n t		p e r c e n t		L I B E R A L R E P U B L I C A N P A R T Y		U N I T E D S T A T E S P A R T Y		I N D E P E N D E N T		P A R T Y	
	g	s	%	P	E	N	S	S	L	S	L	S	L	L
1130	2,489	1,867	75.01	1,287	452	7	3	0	110					
1131	1,999	1,539	76.99	1,107	333	2	3	1	83					
1132	1,524	959	62.93	504	388	3	0	3	51					
1133	1,458	1,095	75.10	766	257	6	0	0	53					
1134	1,466	1,075	73.33	648	347	4	0	1	68					
1135	1,073	822	76.61	441	319	4	0	0	47					
1136	1,471	955	64.92	522	320	7	0	2	96					
1137	1,717	1,144	66.63	602	443	12	2	3	74					
1138	2,372	1,690	71.25	987	545	4	0	5	136					
1139	1,217	422	34.68	79	317	1	1	1	10					
1140	1,936	1,405	72.57	884	423	6	3	1	85					
1141	1,211	744	61.44	319	341	4	2	0	71					
1142	1,801	1,227	68.13	654	459	5	0	1	93					
1143	1,489	1,052	70.65	675	261	5	0	0	102					
1144	1,196	863	72.16	611	179	7	1	0	45					
1145	521	381	73.13	294	61	2	0	0	20					
1146	1,438	1,074	74.69	701	307	3	1	0	62					
1147	1,842	1,214	65.91	739	402	3	0	0	59					
1148	2,437	1,521	62.41	698	698	7	2	2	94					
1149	2,745	1,605	58.47	768	711	6	1	3	99					
1150	2,706	1,533	56.65	643	751	18	4	0	100					
1151	705	529	75.04	309	194	1	0	0	22					
1152	569	165	29.00	18	140	0	0	0	5					
1153	1,965	999	50.84	277	620	15	1	2	73					
1154	1,488	1,034	69.49	524	426	12	0	0	62					
1155	1,912	1,173	61.35	28	1,085	4	0	0	19					
1156	984	597	60.67	158	371	2	1	1	52					
1157	2,046	1,494	73.02	990	390	3	0	3	93					
1158	174	71	40.80	30	36	2	0	0	2					

DALLAS COUNTY GENERAL ELECTION
NOVEMBER 5, 1996

PRESIDENT AND VICE PRESIDENT

	r e g i s t e r e d v o t e r s		%	L I B E R A L I S M / D E M O C R A T I C / P R O G R E S S I V E / U N I O N / S T R O N G / F A M I L Y / S T A B I L I T Y / P R O T E C T I O N / C O M M U N I T Y / P R O S P E R I T Y					
1159	1,226	751	61.26	329	338	2	2	1	71
1160	653	450	68.91	323	85	3	0	0	36
1161	2,241	1,459	65.10	1,031	355	6	0	1	55
1162	1,586	1,270	80.08	1,094	130	3	0	0	37
1163	3,091	2,312	74.80	1,452	220	8	1	0	27
1164	2,580	1,909	73.99	1,540	276	4	0	7	66
1165	1,309	1,018	77.77	807	163	4	0	0	40
1166	1,213	872	71.89	524	278	3	2	0	60
1167	2,731	1,599	58.55	930	519	17	1	1	119
1168	855	591	69.12	383	165	0	0	0	32
1169	294	7	2.38	4	3	0	0	0	0
1170	1,013	704	69.50	450	208	2	1	0	38
1171	3,004	2,032	67.64	1,563	344	6	0	4	97
1172	2,703	1,756	64.96	1,295	358	6	2	0	81
1173	2,453	1,169	47.66	719	345	7	2	0	90
1174	1,704	891	52.29	567	253	2	1	0	57
1175	2,767	1,551	56.05	981	443	2	1	0	102
1176	2,291	1,689	73.72	1,132	438	3	0	0	92
1177	3,095	1,584	51.18	812	650	9	5	2	87
1178	1,751	805	45.97	377	355	10	2	0	49
1179	443	215	48.53	97	100	0	0	1	13
1180	2,803	1,441	51.41	790	538	9	2	3	80
1181	1,548	98	6.33	54	38	0	0	0	5
1182	1,399	591	42.24	304	266	3	2	1	12
1183	1,882	1,201	63.82	746	356	4	0	1	85
1184	1,874	964	51.44	519	349	4	0	2	81
1185	1,948	1,226	62.94	753	387	8	1	1	66
1186	2,208	1,409	63.81	872	426	3	2	0	87
1187	1,188	883	74.33	670	165	0	0	3	32

DALLAS COUNTY GENERAL ELECTION
NOVEMBER 5, 1996

PRESIDENT AND VICE PRESIDENT

	r e g i s t r a t i o n		%	L I B E R A L D E M O C R A T I C P A R T Y P R E S I D E N T V I C E P R E S I D E N T					
	g	s		K E P	G O R E	N S E N	K I N S	I T S	B E L
1188	1,935	1,211	62.58	701	428	5	0	1	69
1189	1,206	766	63.52	458	265	2	2	0	32
1190	1,087	380	34.96	167	185	3	0	1	19
1191	2,322	1,282	55.21	412	768	10	1	2	61
1192	11	2	18.18	0	2	0	0	0	0
1193	0	0	0.00	0	0	0	0	0	0
1194	1,260	572	45.40	309	188	1	0	1	69
1195	0	1	0.00	1	0	0	0	0	0
1196	1,850	1,350	72.97	1,028	254	3	0	0	55
1197	1,108	876	79.06	690	129	4	0	0	44
1198	1,847	1,337	72.39	1,081	195	3	3	1	48
1199	2,373	1,378	58.07	771	436	10	2	2	148
1200	3,479	1,945	55.91	1,063	686	10	3	1	163
1201	1,739	1,108	63.71	691	301	3	1	1	95
1202	2,591	1,593	61.48	991	454	12	1	3	126
1203	1,370	969	70.73	806	112	4	0	0	36
1204	1,907	1,221	64.03	830	338	4	0	0	44
1205	1,831	1,318	71.98	945	258	4	1	1	79
1206	1,789	1,143	63.89	694	319	6	3	2	110
1207	1,251	843	67.39	599	178	2	2	0	40
1208	2,004	1,369	68.31	925	358	5	3	2	66
1209	2,080	1,306	62.79	769	461	5	2	1	61
1210	3,170	1,985	62.62	1,267	558	4	1	2	142
1211	2,910	1,331	45.74	691	514	3	1	0	107
1212	1,241	803	64.71	634	117	4	0	0	44
1213	1,005	401	39.90	80	290	1	1	0	25
1214	2,793	1,536	54.99	971	433	7	0	2	115
1215	210	90	42.86	38	35	1	0	0	14
1216	626	421	67.25	205	183	4	0	1	24

DALLAS COUNTY GENERAL ELECTION
NOVEMBER 5, 1996

PRESIDENT AND VICE PRESIDENT

	L I B N L P U I D N D P E R O T C A M P B E L		D E M O C R A T I C P A R T Y		R E P U B L I C A N P A R T Y		I N D E P E N D E N T		O T H E R	
	g	s	%	P	E	N	S	S	L	
1217	347	195	56.20	104	65	0	0	0	25	
1218	859	502	58.44	259	174	3	1	0	61	
1219	1,505	1,146	76.15	718	360	1	2	1	54	
1220	1,680	1,008	60.00	579	315	4	0	2	97	
1221	1,821	806	44.26	391	342	2	1	2	61	
1222	2,588	1,618	62.52	1,090	409	7	2	1	85	
1223	2,533	1,622	64.03	1,036	485	6	2	1	81	
1224	2,434	1,553	63.80	1,046	391	4	0	0	94	
1225	2,648	1,434	54.15	855	465	4	1	0	102	
1226	1,986	980	49.35	561	317	6	2	5	86	
1227	2,304	1,640	71.18	1,116	428	8	1	2	74	
1228	2,488	1,492	59.97	928	426	12	1	1	99	
1229	886	439	49.55	271	130	6	3	0	23	
1230	1,601	977	61.02	596	313	5	0	0	56	
1231	2,709	1,350	49.83	773	450	4	1	0	105	
1232	3,239	1,387	42.82	687	563	7	4	1	111	
1233	718	201	27.99	50	132	0	0	1	14	
1234	2	2	100.00	2	0	0	0	0	0	
1235	2,558	1,609	62.90	1,090	399	7	0	0	107	
1236	1,091	640	58.66	415	183	1	0	0	37	
1237	2,755	1,329	48.24	915	335	5	0	1	69	
1238	3,824	2,072	54.18	1,189	735	11	0	1	116	
1239	14	1	7.14	0	0	0	0	0	1	
1240	49	38	77.55	19	14	0	0	0	5	
1241	8	36	450.00	1	1	0	0	0	0	
1242	708	367	51.84	217	112	2	0	0	33	
1243	463	252	54.43	121	104	1	0	0	22	
1244	348	200	57.47	92	91	4	0	0	13	
1245	78	44	56.41	25	12	1	0	0	4	

DALLAS COUNTY GENERAL ELECTION
NOVEMBER 5, 1996

PRESIDENT AND VICE PRESIDENT

	L I B N L U S I N D P E R O T C A M P B E L									
	D E M R O W N E L P H I L I P S / C A M P B E L									
	R E P D O L E / K E M G O R E N S E N I N S I T U S L									
	r e g i s t e r s %									
1246	0	0	0.00	0	0	0	0	0	0	0
1247	147	66	44.90	33	29	0	0	0	0	3
1248	3	1	33.33	1	0	0	0	0	0	0
1249	155	113	72.90	91	21	0	0	0	0	1
1250	21	14	66.67	6	8	0	0	0	0	0
1251	252	71	28.17	11	53	1	0	2	3	3
1252	573	241	42.06	107	106	3	0	0	0	24
1253	85	47	55.29	18	26	0	0	0	0	2
1254	366	211	57.65	110	78	1	0	0	0	21
1255	207	64	30.92	20	37	0	0	0	0	6
1256	34	21	61.76	2	19	0	0	0	0	0
1257	61	40	65.57	24	11	0	0	0	0	4
1258	929	568	61.14	365	167	2	0	1	1	23
1259	112	80	71.43	47	23	0	0	0	0	6
1260	559	310	55.46	174	110	0	0	1	1	21
1261	147	48	32.65	16	24	1	0	0	0	6
1262	200	45	22.50	8	25	0	0	0	0	12
1263	0	0	0.00	0	0	0	0	0	0	0
1264	550	260	47.27	79	160	0	0	0	0	19
1265	7	4	57.14	1	3	0	0	0	0	0
1266	0	1	0.00	1	0	0	0	0	0	0
1267	190	85	44.74	33	46	0	0	0	0	5
1268	2,441	1,536	62.93	1,085	340	6	2	1	1	95
1269	87	37	42.53	11	16	0	0	0	0	9
1270	974	365	37.47	122	211	2	0	0	0	23
1271	3	1	33.33	0	1	0	0	0	0	0
1272	385	169	43.90	56	98	2	0	0	0	12
1273	8	2	25.00	0	2	0	0	0	0	0
1274	1,262	685	54.28	358	256	7	2	0	0	57

DALLAS COUNTY GENERAL ELECTION
NOVEMBER 5, 1996

PRESIDENT AND VICE PRESIDENT

	L I B N L P U S I D P E R O T C A M P B E L		D E M O C R A T I C P A R T Y		R E P U B L I C A N P A R T Y		I N D E P E N D E N T		G O V E R N M E N T	
	g	s	%	P	E	N	S	S	S	L
1275	6	1	16.67	1	0	0	0	0	0	0
1276	337	237	70.33	163	60	1	0	0	0	12
1277	1,098	490	44.63	178	259	1	1	0	0	45
1278	0	0	0.00	0	0	0	0	0	0	0
1279	155	95	61.29	34	46	1	0	0	0	6
1280	1,574	1,084	68.87	717	288	4	0	0	0	71
1281	1,067	613	57.45	308	229	4	0	6	0	60
1282	1,004	590	58.76	301	213	5	0	1	0	65
1283	251	91	36.25	18	63	0	0	0	0	8
1284	80	34	42.50	15	17	0	0	0	0	2
1285	429	213	49.65	102	95	2	0	0	0	12
1286	996	270	27.11	207	50	0	0	0	0	12
1287	1,477	1,092	73.93	782	242	7	0	0	0	55
1288	280	209	74.64	174	27	2	0	0	0	5
1289	3	2	66.67	1	0	0	0	0	0	1
1290	378	279	73.81	220	43	1	3	0	0	8
1291	0	0	0.00	0	0	0	0	0	0	0
1292	1,806	641	35.49	154	431	3	1	0	0	47
1293	222	98	44.14	46	42	0	0	0	0	10
1294	0	49	0.00	20	24	0	0	0	0	5
1295	1,251	446	35.65	127	281	5	0	3	0	27
1296	1,043	253	24.26	68	168	3	0	0	0	10
1297	545	213	39.08	61	131	1	1	0	0	15
1298	1,431	581	40.60	213	311	1	0	2	0	45
1299	600	296	49.33	100	172	2	0	0	0	21
1300	11	5	45.45	4	1	0	0	0	0	0
1301	234	114	48.72	45	56	0	1	0	0	10
1302	1,506	263	17.46	152	97	1	0	0	0	12
1303	1,389	693	49.89	362	264	1	0	0	0	63

DALLAS COUNTY GENERAL ELECTION
NOVEMBER 5, 1996

PRESIDENT AND VICE PRESIDENT

	L N I B P U I D E R O H S N E M C W A G T D R E P L N E L P E R D O L I J I L I L E N T O R G O M P S / K / G O N S K I T B E M R E N S I T U E P E N S S U L								
	r	b	%						
	e	l							
	g	s							
1304	184	507	275.54	210	256	3	2	0	29
1305	807	342	42.38	118	184	3	0	1	28
1306	644	403	62.58	263	107	2	0	0	27
1307	21	17	80.95	8	9	0	0	0	0
1308	844	632	74.88	430	169	1	1	1	27
1309	677	250	36.93	84	149	2	0	0	14
1310	63	51	80.95	40	8	0	0	0	3
1311	145	13	8.97	2	10	0	0	0	1
1312	850	633	74.47	477	127	2	1	1	20
1313	4	1	25.00	1	0	0	0	0	0
1314	33	14	42.42	6	4	0	0	1	3
1315	62	37	59.68	21	13	0	0	0	3
1316	995	652	65.53	383	201	2	0	2	60
1317	951	636	66.88	246	351	1	2	1	30
1318	372	271	72.85	163	86	0	0	0	20
1319	2	1	50.00	1	0	0	0	0	0
1320	491	324	65.99	211	88	0	0	0	17
1321	0	0	0.00	0	0	0	0	0	0
1322	1,684	628	37.29	276	286	2	0	2	57
1323	155	106	68.39	80	19	2	0	0	4
1324	685	303	44.23	131	134	2	0	0	34
1325	222	86	38.74	45	34	0	0	0	7
1326	507	292	57.59	158	113	0	0	0	20
1327	5	2	40.00	0	2	0	0	0	0
1328	585	352	60.17	154	174	2	0	0	19
1329	2,626	1,582	60.24	1,098	361	10	1	8	80
1330	129	93	72.09	56	33	0	0	0	4
1331	1,670	1,016	60.84	592	312	7	0	2	92
1332	95	19	20.00	4	12	0	0	0	3

DALLAS COUNTY GENERAL ELECTION
NOVEMBER 5, 1996

PRESIDENT AND VICE PRESIDENT

	L I B N L U S I N D P H A G E L P H I L P E R O T C A M P B E L									
	D E M R O W N E J O R G E N S K I T U S L									
	R E P C L I N T O N G O R E N S K I T U S L									
	P L E / K E M P E N S I N S U S L									
	r e g i s t e r s %									
1333	13	4	30.77	4	0	0	0	0	0	0
1334	93	29	31.18	15	5	0	0	0	0	8
1335	730	99	13.56	40	52	0	0	0	0	6
1336	407	207	50.86	64	121	0	2	0	0	20
1337	139	62	44.60	18	41	0	0	0	0	3
1338	431	218	50.58	65	132	4	0	0	0	14
1339	304	162	53.29	53	94	0	0	0	0	15
1340	473	349	73.78	240	82	2	1	0	0	20
1341	848	533	62.85	267	218	1	3	2	0	40
1342	191	127	66.49	79	37	2	0	0	0	9
1343	815	553	67.85	374	146	1	0	0	0	25
1344	347	240	69.16	139	79	1	0	0	0	20
1345	1,098	631	57.47	330	259	0	1	1	0	36
1346	270	155	57.41	60	83	0	0	0	0	9
1347	551	400	72.60	300	83	2	0	0	0	13
1348	291	94	32.30	24	62	0	0	0	0	4
1349	93	53	56.99	13	36	0	0	0	0	3
1350	468	279	59.62	179	83	3	0	0	0	11
1351	28	23	82.14	20	1	1	0	0	0	0
1352	136	78	57.35	29	43	0	0	0	0	6
1353	188	95	50.53	24	65	2	0	0	0	2
1354	194	90	46.39	21	61	0	0	0	0	6
1355	557	248	44.52	46	177	1	1	0	0	15
1356	440	221	50.23	115	85	2	1	0	0	17
1357	234	88	37.61	45	35	0	0	0	0	6
1358	439	182	41.46	88	70	1	1	0	0	19
1359	395	142	35.95	51	67	2	0	0	0	21
1360	464	234	50.43	108	95	3	0	0	0	21
1361	1,133	550	48.54	132	354	4	2	0	0	54

DALLAS COUNTY GENERAL ELECTION
NOVEMBER 5, 1996

PRESIDENT AND VICE PRESIDENT

	L I B N L P U S I D P E R O T C A M P B E L		D E M O C R A T I C P A R T Y		R E P U B L I C A N P A R T Y		I N D E P E N D E N T		O T H E R				
	r	b	%	K	G	E	N	S	I	T	U	S	L
	e	l		M	O	R	S	K	I	T	U	S	L
	g	s		P	E	N	S	S	S	S	S	S	L
1362	1,059	364	34.37	162	170	2	0	1	29				
1363	12	8	66.67	3	5	0	0	0	0				
1364	1,441	909	63.08	428	423	4	0	1	46				
1365	4	3	75.00	2	1	0	0	0	0				
1366	369	149	40.38	85	58	0	0	0	4				
1367	700	271	38.71	170	79	2	0	0	17				
1368	0	0	0.00	0	0	0	0	0	0				
1369	1,483	753	50.78	313	389	2	0	5	36				
1370	1,113	736	66.13	513	167	7	0	1	43				
1371	2,392	1,118	46.74	696	334	5	1	1	72				
1372	1,583	985	62.22	598	288	7	0	2	79				
2201	1,275	738	57.88	438	235	1	0	0	61				
2202	1,238	732	59.13	477	156	0	0	6	89				
2203	3,071	1,726	56.20	1,109	444	4	1	6	156				
2204	86	44	51.16	22	19	0	0	0	3				
2205	1,399	794	56.75	412	280	5	1	2	91				
2206	582	151	25.95	32	105	0	0	0	8				
2207	2,374	752	31.68	383	285	5	1	3	68				
2208	1,971	1,028	52.16	431	457	4	2	2	113				
2209	2,936	1,822	62.06	1,223	468	4	0	0	120				
2210	853	643	75.38	433	161	4	0	1	40				
2211	981	611	62.28	316	215	5	2	0	69				
2212	1,859	1,117	60.09	568	411	3	2	1	125				
2213	2,012	670	33.30	263	319	6	0	3	70				
2214	1,594	884	55.46	465	340	2	0	1	68				
2215	1,182	607	51.35	35	554	0	1	0	8				
2216	2,969	1,389	46.78	603	641	4	1	3	118				
2217	2,318	1,677	72.35	1,190	374	9	1	0	90				
2218	1,809	1,252	69.21	746	403	4	1	0	89				

DALLAS COUNTY GENERAL ELECTION
NOVEMBER 5, 1996

PRESIDENT AND VICE PRESIDENT

	L I B N L P U I D S T I N D P E R O T C A M P B E L		D E M O C R A T I C P A R T Y		R E P U B L I C A N P A R T Y		I N D E P E N D E N T		V O T E S	
	g	s	%	P	E	N	S	S	L	
2219	1,575	1,041	66.10	608	354	7	0	1	62	
2220	3,011	1,575	52.31	756	651	6	0	6	137	
2221	2,366	1,230	51.99	733	388	4	0	3	89	
2222	2,278	1,501	65.89	1,060	321	8	2	1	95	
2223	2,432	1,636	67.27	864	608	7	1	4	128	
2224	2,486	1,786	71.84	1,139	520	5	2	0	110	
2225	1,364	752	55.13	342	311	6	0	2	82	
2226	1,468	687	46.80	273	354	4	0	0	42	
2227	1,022	689	67.42	369	251	4	0	0	57	
2228	2,392	1,436	60.03	802	519	8	1	1	90	
2229	966	672	69.57	380	229	2	1	3	54	
2230	1,340	655	48.88	280	306	7	0	0	53	
2231	775	507	65.42	264	182	2	0	0	54	
2232	2,188	1,195	54.62	510	563	2	0	0	107	
2233	1,100	651	59.18	345	239	1	1	2	54	
2234	2,938	1,569	53.40	777	621	6	1	3	140	
2235	2,929	1,435	48.99	736	558	3	1	2	120	
2236	2,763	1,201	43.47	593	470	2	0	1	119	
2237	1,412	886	62.75	693	168	3	0	1	18	
2238	1,573	785	49.90	345	372	7	1	2	50	
2239	2,254	841	37.31	316	446	5	2	1	64	
2240	847	479	56.55	201	241	0	2	0	31	
2241	1,127	686	60.87	403	232	1	1	0	44	
2242	1,803	1,278	70.88	766	420	8	0	0	74	
2243	2,631	1,870	71.08	1,083	642	5	2	0	123	
2244	321	221	68.85	111	95	1	0	0	14	
2245	1,489	677	45.47	310	320	2	1	1	42	
2246	1,832	942	51.42	433	413	4	0	9	72	
2247	1,365	839	61.47	477	296	2	0	0	57	

DALLAS COUNTY GENERAL ELECTION
NOVEMBER 5, 1996

PRESIDENT AND VICE PRESIDENT

	L I B N L P U I D N D P E R O T C A M P B E L		D E M O C R A T I C P A R T Y		R E P U B L I C A N P A R T Y		I N D E P E N D E N T		P R E S I D E N T A N D V I C E P R E S I D E N T	
	g	s	%	P	E	N	S	S	S	L
2248	1,692	666	39.36	282	310	1	2	1	58	
2249	976	614	62.91	438	118	4	0	0	53	
2250	2,462	1,343	54.55	708	483	6	0	4	128	
2251	296	192	64.86	93	88	1	0	0	8	
2252	175	132	75.43	81	41	4	0	0	6	
2253	999	616	61.66	288	266	6	1	0	51	
2254	1,156	721	62.37	376	259	7	0	0	71	
2255	2,399	1,251	52.15	651	451	3	1	6	129	
2256	58	28	48.28	8	15	1	0	0	4	
2257	859	490	57.04	299	126	2	1	0	55	
2258	1,487	768	51.65	359	290	3	1	0	107	
2259	2,536	1,482	58.44	837	513	6	0	1	106	
2260	2,721	1,595	58.62	876	557	7	7	1	138	
2261	2,061	1,036	50.27	438	455	3	0	6	126	
2262	983	716	72.84	497	177	2	1	0	32	
2263	1,651	958	58.03	451	404	5	0	0	89	
2264	1,621	561	34.61	178	326	5	1	3	43	
2265	1,253	762	60.81	464	235	4	0	1	49	
2266	1,316	1,018	77.36	705	239	7	0	1	58	
2267	1,217	594	48.81	264	242	1	0	1	78	
2268	1,766	999	56.57	539	364	1	0	1	79	
2269	2,926	1,433	48.97	704	569	3	0	6	140	
2270	3,036	1,254	41.30	615	495	9	0	2	119	
2271	1,258	924	73.45	607	257	6	2	1	46	
2272	2,166	1,058	48.85	452	512	2	0	4	75	
2273	2,059	1,371	66.59	724	539	9	1	0	85	
2274	2,981	1,646	55.22	910	579	7	1	2	132	
2275	2,807	1,427	50.84	632	603	9	0	4	155	
2276	1,208	818	67.72	490	262	2	1	0	56	

DALLAS COUNTY GENERAL ELECTION
NOVEMBER 5, 1996

PRESIDENT AND VICE PRESIDENT

	r e g i s t r a t i o n		%	L I B E R A L D E M O C R A T I C P A R T Y P R E S I D E N T V I C E P R E S I D E N T					
	b l o c k s		%	L I B E R A L D E M O C R A T I C P A R T Y P R E S I D E N T V I C E P R E S I D E N T					
	r e g i s t r a t i o n		%	L I B E R A L D E M O C R A T I C P A R T Y P R E S I D E N T V I C E P R E S I D E N T					
2277	2,677	1,861	69.52	1,081	649	12	1	1	99
2278	1,397	740	52.97	346	309	3	1	2	72
2279	3,408	1,893	55.55	1,035	676	10	2	3	153
2280	3,804	1,955	51.39	913	813	12	0	8	198
2281	1,170	530	45.30	277	201	2	0	0	42
2282	1,891	904	47.81	410	381	1	1	0	104
2283	2,889	1,736	60.09	1,012	543	4	0	3	149
2284	2,692	1,546	57.43	870	515	0	0	2	144
2285	1,994	1,090	54.66	525	428	4	2	4	120
2286	3,687	1,963	53.24	1,103	639	8	1	8	183
2287	2,614	1,218	46.60	540	541	1	0	2	115
2288	2,273	1,274	56.05	709	454	3	0	5	92
2289	344	168	48.84	89	65	0	0	0	14
2290	219	67	30.59	7	55	0	0	0	3
2291	226	92	40.71	38	40	1	0	0	12
2292	181	60	33.15	18	41	0	0	0	1
2293	414	165	39.86	68	70	0	0	0	24
2294	1,736	848	48.85	471	310	2	0	2	55
2295	1,327	558	42.05	176	338	0	0	2	38
2296	707	469	66.34	288	149	3	2	0	24
2297	2,423	1,581	65.25	1,014	446	6	0	3	97
2298	2,308	1,240	53.73	648	436	7	1	2	127
2299	2,706	1,597	59.02	944	478	3	2	2	159
2300	470	290	61.70	119	143	1	1	0	25
2301	2,421	1,545	63.82	975	440	3	1	4	111
2302	2,197	1,148	52.25	604	432	8	1	4	89
2303	2,739	1,210	44.18	564	527	3	1	1	97
2304	2,834	1,614	56.95	998	457	11	1	0	140
2305	1,964	1,066	54.28	543	394	3	0	2	111

DALLAS COUNTY GENERAL ELECTION
NOVEMBER 5, 1996

PRESIDENT AND VICE PRESIDENT

	r e g i s t e r e d v o t e r s		%	L I B E R A L I S M					
	b l a c k		%	K E N N E D Y		G O R D E N		S E N S E	
	w h i t e		%	C L I N T O N		D U R A N D		P E R O T	
	h i s p a n i c		%	M U S T E R		P H I L I P S		C A M P B E L L	
2306	2,157	1,287	59.67	786	373	4	3	0	105
2307	2,217	1,094	49.35	328	658	3	0	1	96
2308	2,627	936	35.63	340	527	5	1	1	55
2309	2,620	1,653	63.09	1,089	477	4	1	1	71
2310	1,334	403	30.21	100	270	2	1	1	22
2311	1,976	1,281	64.83	897	296	4	1	0	76
2312	23	10	43.48	8	2	0	0	0	0
2313	2,181	1,457	66.80	942	397	6	1	3	102
2314	2,298	1,064	46.30	499	473	2	1	1	76
2315	2,715	1,051	38.71	556	392	7	0	3	86
2316	2,169	1,176	54.22	665	399	3	0	1	101
2317	2,651	1,359	51.26	703	511	8	1	8	110
2318	2,081	1,247	59.92	724	397	3	1	2	114
2319	2,531	875	34.57	232	558	2	3	1	61
2320	334	165	49.40	55	89	1	1	1	17
2321	357	55	15.41	1	53	0	0	0	0
2322	1,581	832	52.62	394	339	2	0	0	90
2323	1,374	601	43.74	237	291	1	0	1	68
2324	2,095	581	27.73	325	207	0	0	2	41
2325	2,514	1,179	46.90	564	473	5	1	3	123
2326	1,409	832	59.05	457	297	4	1	1	64
2327	2,867	1,654	57.69	945	516	12	0	1	166
2328	1,042	470	45.11	76	367	0	0	0	24
2329	2,128	1,245	58.51	710	413	1	0	3	112
2330	218	87	39.91	21	57	0	0	1	7
2331	32	6	18.75	4	2	0	0	0	0
2332	5	2	40.00	2	0	0	0	0	0
2333	169	56	33.14	15	38	0	0	0	2
2334	860	380	44.19	135	215	2	1	2	19

DALLAS COUNTY GENERAL ELECTION
NOVEMBER 5, 1996

PRESIDENT AND VICE PRESIDENT

	L N I B P U I D D E M O C R A T I C P E R O R E P U B L I C A N P A R T Y D O N T J O I N L I P C L E N O R G E M P S C A M P / K E G O N S E I N T U B E M P E N S I N S E L								
	r	b	%						
	e	l							
	g	s							
2335	257	99	38.52	32	58	0	0	0	7
2336	247	88	35.63	36	45	1	0	0	5
2337	257	134	52.14	74	53	1	0	0	6
2338	268	116	43.28	46	60	0	0	0	8
2339	842	288	34.20	75	189	5	0	1	17
2340	105	52	49.52	2	48	0	0	0	2
2341	363	180	49.59	49	117	0	0	1	9
2342	878	346	39.41	126	195	0	1	0	22
2343	622	231	37.14	59	150	0	0	0	21
2344	554	266	48.01	100	133	1	0	0	32
2345	372	149	40.05	35	106	0	0	0	7
2346	1,034	816	78.92	603	159	3	0	0	45
2347	0	212	0.00	29	173	1	0	0	4
2348	1,083	474	43.77	176	246	3	0	1	39
2349	583	241	41.34	94	122	1	0	0	21
2350	1,080	440	40.74	188	219	1	0	0	31
2351	2,034	865	42.53	351	408	0	1	0	93
2352	0	0	0.00	0	0	0	0	0	0
2353	330	219	66.36	150	44	0	0	0	25
2354	61	50	81.97	34	16	0	0	0	0
2355	570	384	67.37	275	72	0	0	0	34
2356	129	49	37.98	33	14	0	0	0	2
2357	696	374	53.74	175	164	1	0	0	32
2358	692	327	47.25	149	145	1	0	0	30
2359	921	458	49.73	159	245	3	0	1	47
2360	743	124	16.69	26	91	0	0	0	6
2361	128	24	18.75	12	10	0	0	0	2
2362	614	396	64.50	192	157	3	0	0	38
2363	318	172	54.09	73	86	0	0	0	13

DALLAS COUNTY GENERAL ELECTION
NOVEMBER 5, 1996

PRESIDENT AND VICE PRESIDENT

	L N I B P U I D E R O H S I E M C W A G T D R E P L N E L P H P D O L I N / J O R I L R O L E N T O R G E M P S / C / K E G O N S K I T B E M P R E N S I T U E % P E N S S L									
	r	b								
	e	l								
	g	t	%							
2364	0	0	0.00	0	0	0	0	0	0	0
2365	75	54	72.00	28	25	0	0	0	0	1
2366	12	6	50.00	5	0	0	0	0	0	1
2367	256	175	68.36	93	67	1	0	0	0	12
2368	158	109	68.99	70	24	1	0	0	0	14
2369	0	0	0.00	0	0	0	0	0	0	0
2370	277	133	48.01	51	75	0	0	0	0	6
2371	287	178	62.02	103	67	0	0	0	0	8
2372	1,409	767	54.44	575	136	1	0	1	1	44
2373	1,145	818	71.44	627	146	1	1	2	2	29
2374	269	140	52.04	60	64	1	0	0	0	14
2375	298	105	35.23	28	68	0	0	0	0	8
2376	0	2	0.00	1	1	0	0	0	0	0
2377	119	62	52.10	20	41	0	0	0	0	1
2378	253	123	48.62	42	71	0	0	0	0	9
2379	1	0	0.00	0	0	0	0	0	0	0
2380	1,638	924	56.41	386	434	6	2	1	1	77
2381	692	488	70.52	295	164	0	0	1	1	22
2382	97	71	73.20	46	16	0	0	0	0	9
2383	157	73	46.50	42	27	0	0	0	0	4
2384	2,473	1,296	52.41	685	469	4	1	1	1	115
2385	2,478	1,140	46.00	723	316	5	1	3	3	84
2386	1,837	973	52.97	571	312	3	0	0	0	81
2387	2,527	1,422	56.27	757	546	11	0	0	0	99
2388	3,759	2,315	61.59	1,302	809	6	0	4	4	173
2389	80	51	63.75	31	17	1	0	0	0	2
2390	0	1	0.00	1	0	0	0	0	0	0
2391	30	14	46.67	5	7	0	0	0	0	2
2392	30	7	23.33	1	5	0	0	0	0	1

DALLAS COUNTY GENERAL ELECTION
NOVEMBER 5, 1996

PRESIDENT AND VICE PRESIDENT

	r e g i s t r a t i o n		L I B E R A L P A R T Y P R E S I D E N T A N D V I C E P R E S I D E N T						
	g	s	%	K E P	G O R E	N S E N	K I N S	I T U S	B E L
2393	1,792	881	49.16	315	440	3	1	4	104
2394	1,055	450	42.65	202	186	2	0	0	55
2395	1,082	537	49.63	295	187	0	0	3	52
2396	982	605	61.61	326	219	3	0	1	46
3301	1,150	380	33.04	62	275	2	3	0	25
3302	545	293	53.76	61	203	0	1	0	22
3303	508	207	40.75	18	176	1	0	0	10
3304	1,071	416	38.84	27	358	3	2	0	21
3305	1,153	481	41.72	7	467	1	0	0	5
3306	1,116	601	53.85	213	360	2	0	0	25
3307	1,464	346	23.63	59	257	1	0	0	23
3308	3	5	166.67	2	2	0	0	0	1
3309	864	334	38.66	9	317	0	1	0	1
3310	1,516	155	10.22	65	77	1	1	1	7
3311	709	275	38.79	53	202	2	0	0	12
3312	2,882	998	34.63	241	670	7	2	1	58
3313	287	124	43.21	38	71	1	1	0	11
3314	2,585	1,274	49.28	37	1,204	1	0	1	12
3315	2,267	994	43.85	7	959	2	1	0	8
3316	217	83	38.25	4	75	0	0	0	2
3317	421	52	12.35	1	46	0	1	0	4
3318	2,260	1,027	45.44	10	983	1	0	0	15
3319	2,498	911	36.47	13	884	2	0	0	4
3320	796	320	40.20	6	303	1	0	0	3
3321	1,031	436	42.29	9	412	2	0	0	3
3322	1,507	702	46.58	6	677	1	0	0	6
3323	946	390	41.23	6	377	1	0	0	1
3324	1,133	527	46.51	8	494	2	0	0	6
3325	1,714	742	43.29	3	727	0	1	0	4

DALLAS COUNTY GENERAL ELECTION
NOVEMBER 5, 1996

PRESIDENT AND VICE PRESIDENT

	L I B N L P U S I N D P E R O T C A M P B E L		D E M O C R A T I C P A R T Y		R E P U B L I C A N P A R T Y		I N D E P E N D E N T		O T H E R	
	g	s	%	P	E	N	S	S	S	L
3326	942	292	31.00	0	276	0	0	1	3	
3327	327	182	55.66	55	121	2	0	0	4	
3328	1,137	514	45.21	55	430	3	0	0	17	
3329	1,322	619	46.82	121	458	0	0	2	27	
3330	1,971	1,056	53.58	338	636	2	0	0	65	
3331	2,350	1,151	48.98	328	711	3	0	1	98	
3332	520	263	50.58	5	249	0	0	0	5	
3333	1,468	678	46.19	12	656	0	0	0	7	
3334	1,106	590	53.35	13	567	1	0	0	4	
3335	2,105	966	45.89	17	929	4	0	0	1	
3336	1,754	728	41.51	4	697	2	0	0	8	
3337	3,030	1,455	48.02	18	1,402	3	0	0	13	
3338	1,811	929	51.30	1	907	1	0	0	2	
3339	123	66	53.66	2	54	2	0	0	8	
3340	2,007	863	43.00	143	651	5	0	0	50	
3341	350	177	50.57	3	169	0	0	0	5	
3342	446	171	38.34	35	106	1	0	0	26	
3343	2,861	1,326	46.35	207	1,030	0	0	1	58	
3344	1,825	768	42.08	143	573	0	1	1	37	
3345	870	352	40.46	29	298	0	0	3	9	
3346	2,080	773	37.16	256	439	0	0	4	67	
3347	2,812	1,132	40.26	508	483	4	0	3	119	
3348	1,475	602	40.81	11	578	0	0	0	3	
3349	510	180	35.29	7	168	1	0	0	1	
3350	477	200	41.93	35	144	0	0	0	17	
3351	61	23	37.70	0	23	0	0	0	0	
3352	868	483	55.65	148	288	2	0	1	32	
3353	948	358	37.76	30	309	2	0	0	11	
3354	1,179	547	46.40	169	322	2	1	1	44	

DALLAS COUNTY GENERAL ELECTION
NOVEMBER 5, 1996

PRESIDENT AND VICE PRESIDENT

	r e g		b l t s		%	L I B N L P U S I N D P E R O T C A M P B E L					
	g		s			K E M P	G O R E	N S E N	K I N S	I T U S	B E L
3355	1,887	853	45.20	300	462	0	0	2	77		
3356	2,798	1,402	50.11	62	1,315	1	0	0	11		
3357	1,814	902	49.72	16	855	1	1	0	13		
3358	822	334	40.63	118	172	1	0	0	39		
3359	891	384	43.10	148	188	3	0	0	42		
3360	2,750	1,256	45.67	651	459	3	0	0	135		
3361	277	138	49.82	17	113	0	0	1	6		
3362	1,247	488	39.13	12	455	1	1	0	7		
3363	2,742	1,341	48.91	12	1,308	0	0	1	10		
3364	527	150	28.46	37	96	0	0	1	9		
3365	338	156	46.15	41	99	0	0	0	16		
3366	492	110	22.36	1	105	0	0	0	3		
3367	2,258	1,361	60.27	25	1,311	0	0	1	13		
3368	1,488	856	57.53	7	838	0	0	0	6		
3369	2,705	1,095	40.48	43	1,004	2	1	0	29		
3370	1,453	657	45.22	187	384	4	1	0	75		
3371	1,510	672	44.50	10	649	0	0	0	5		
3372	2,461	1,049	42.62	21	1,005	0	0	2	7		
3373	3,152	1,626	51.59	556	930	12	4	1	102		
3374	2,775	1,476	53.19	23	1,401	1	0	1	10		
3375	2,674	1,175	43.94	16	1,140	2	0	1	5		
3376	1,947	788	40.47	9	763	2	0	0	6		
3377	1,222	556	45.50	10	535	0	0	2	3		
3378	2,124	795	37.43	9	769	0	0	1	4		
3379	463	206	44.49	5	194	2	0	0	2		
3380	1,214	586	48.27	7	569	0	0	0	7		
3381	1,070	456	42.62	10	433	0	0	0	8		
3382	2,141	1,029	48.06	52	933	3	0	0	24		
3383	2,280	1,079	47.32	32	1,009	1	0	3	18		

DALLAS COUNTY GENERAL ELECTION
NOVEMBER 5, 1996

PRESIDENT AND VICE PRESIDENT

	L I B N L P U I D S T H A G E L P H I P E R O T C A M P B E L									
	D E M R O W N E L I N L I P S /									
	R E P L I C A N T J O R G E N S K I T U S									
	D O L E N T O N G O R E N S K I T U S									
	K E M P E N S I T U S L									
	g	s	%	P	E	N	S	S	S	L
3384	1,978	1,097	55.46	42	1,030	0	0	2	12	
3385	1,070	431	40.28	6	410	1	0	0	8	
3386	884	434	49.10	219	182	2	1	1	27	
3387	48	8	16.67	2	6	0	0	0	0	
3388	256	87	33.98	31	45	0	1	0	9	
3389	1,240	682	55.00	30	631	0	1	1	11	
3390	576	246	42.71	6	237	0	0	0	2	
3391	610	396	64.92	143	207	4	0	0	36	
3392	1,501	697	46.44	10	679	0	0	0	3	
3393	1,698	650	38.28	301	275	6	0	1	61	
3394	1,777	1,061	59.71	13	1,032	0	0	1	9	
3395	44	6	13.64	1	5	0	0	0	0	
3396	1,497	820	54.78	284	465	5	1	2	58	
3397	1,328	677	50.98	15	654	0	0	0	5	
3398	235	95	40.43	30	52	1	1	0	11	
3399	1,515	729	48.12	232	428	3	2	0	56	
3400	472	128	27.12	8	113	0	0	1	4	
3401	548	280	51.09	71	188	1	0	0	13	
3402	528	212	40.15	35	174	0	0	0	2	
3403	17	16	94.12	5	10	0	0	0	1	
3404	756	509	67.33	244	216	3	1	0	39	
3405	1,206	459	38.06	72	357	2	1	1	17	
3406	2,038	1,287	63.15	619	572	3	0	2	82	
3407	802	578	72.07	295	238	2	0	1	38	
3408	170	76	44.71	24	39	0	0	1	5	
3409	3	2	66.67	1	1	0	0	0	0	
3410	1,132	666	58.83	169	451	1	0	0	20	
3411	110	71	64.55	18	47	0	0	0	2	
3412	2,347	1,512	64.42	591	822	2	1	2	74	

DALLAS COUNTY GENERAL ELECTION
NOVEMBER 5, 1996

PRESIDENT AND VICE PRESIDENT

	r e g i s t r a t i o n		L I B E R A L U S I N D P E R O C R O W N E L I N L I P S C A M P B E L						
	%		K E M P R E N S I N S T U S L						
	g	s	%	P	E	N	S	S	L
3442	42	12	28.57	1	11	0	0	0	0
3443	1,557	826	53.05	349	430	5	1	0	32
3444	1,928	998	51.76	60	906	1	0	0	12
3445	1,515	844	55.71	46	772	1	0	1	14
3446	6	2	33.33	0	1	0	0	0	0
3447	520	265	50.96	110	135	2	0	0	17
3448	1,285	593	46.15	9	564	1	0	0	14
3449	245	90	36.73	7	75	1	0	1	3
3450	29	26	89.66	16	9	0	1	0	0
3451	418	258	61.72	157	85	3	0	0	13
3452	308	106	34.42	28	68	1	0	0	9
3453	1,489	814	54.67	154	585	5	1	1	58
3454	172	63	36.63	4	58	0	0	0	1
3455	412	154	37.38	6	142	1	0	0	2
3456	98	36	36.73	11	17	0	0	0	7
3457	222	93	41.89	36	49	0	0	0	4
3458	341	148	43.40	36	99	2	0	0	8
3459	288	111	38.54	3	106	0	0	0	0
3460	235	65	27.66	4	59	0	0	0	2
3461	183	13	7.10	1	12	0	0	0	0
3462	22	1	4.55	0	1	0	0	0	0
3463	803	234	29.14	44	178	0	0	0	11
3464	729	199	27.30	8	187	0	0	0	3
3465	247	98	39.68	27	66	0	0	0	4
3466	703	282	40.11	164	102	1	0	0	11
3467	232	98	42.24	7	81	1	0	0	7
3468	823	253	30.74	26	205	1	0	0	13
3469	6	0	0.00	0	0	0	0	0	0
3470	9	5	55.56	4	0	0	0	0	1

** COMBINED OFFICIAL CANVASS **

DALLAS COUNTY GENERAL ELECTION
NOVEMBER 5, 1996

PRESIDENT AND VICE PRESIDENT

	L I B N L P U I D S T I N D P E R O T C A M P B E L		D E M O C R A T I C P A R T Y		R E P U B L I C A N P A R T Y		I N D E P E N D E N T		V O T E R S	
	g	s	%	P	E	N	S	S	S	L
3471	887	300	33.82	42	239	0	0	0	12	
3472	792	416	52.53	66	330	0	0	0	14	
3473	882	505	57.26	148	323	1	0	1	21	
3474	270	100	37.04	12	82	0	0	0	4	
3475	106	72	67.92	31	38	0	0	0	3	
3476	1,028	459	44.65	37	408	0	0	0	11	
3477	315	145	46.03	19	119	0	0	0	5	
3478	1,781	996	55.92	237	694	2	0	0	47	
3479	362	216	59.67	51	157	0	0	0	3	
3480	3,248	1,446	44.52	162	1,226	1	3	2	36	
3481	2,136	959	44.90	38	886	1	0	1	20	
3482	2,476	1,653	66.76	169	1,406	2	0	0	45	
3483	2,280	1,468	64.39	219	1,193	1	0	0	43	
3484	2,389	1,319	55.21	106	1,158	2	0	1	39	
3485	2,287	1,545	67.56	244	1,241	0	0	0	39	
3486	2,383	976	40.96	516	434	0	0	12	4	
3487	702	250	35.61	9	236	0	0	0	3	
3488	1,860	816	43.87	21	780	0	0	0	2	
3489	1,007	351	34.86	3	339	0	0	1	3	
3490	410	134	32.68	2	127	0	0	0	3	
3491	236	70	29.66	20	40	0	0	0	6	
3492	281	144	51.25	0	141	0	0	0	0	
3493	278	140	50.36	2	134	0	0	0	0	
3494	0	1	0.00	0	1	0	0	0	0	
3495	741	292	39.41	4	278	1	0	0	3	
3496	13	0	0.00	0	0	0	0	0	0	
3497	222	59	26.58	1	57	0	0	0	0	
3498	248	139	56.05	35	95	0	0	0	6	
3499	1,262	322	25.52	10	301	1	0	1	2	

DALLAS COUNTY GENERAL ELECTION
NOVEMBER 5, 1996

PRESIDENT AND VICE PRESIDENT

```

          L      N
          I      L
          B      P
          \     /
          D      U      I
          E      S      N
          M      T      D
          \     /     \
          R      W      P
          E      A      E
          P      G      R
          \     /     \
          D      O      L
          O      N      I
          L      E      L
          \     /     \
          E      J      I
          \     /     \
          K      O      P
          \     /     \
          E      R      S
          \     /     \
          M      G      T
          \     /     \
          P      O      I
          \     /     \
          R      E      N
          \     /     \
          E      N      S
          \     /     \
          N      K      I
          \     /     \
          S      T      U
          \     /     \
          E      P      S
          \     /     \
          N      B      L
    
```

	r	b	%	K	G	O	R	E	N	S	I	N	S	T	U	S	E	L
	e	l		E	O	R	E	N	S	I	N	S	T	U	S	E	L	
	g	s		M	P	E	N	S	E	N	S	S	S	S	S	L		
3500	224	26	11.61	8	17	0	0	0	0	0	0	0	0	0	0	1		
3501	414	128	30.92	18	103	1	0	0	0	0	0	0	0	0	0	3		
3502	97	4	4.12	0	4	0	0	0	0	0	0	0	0	0	0	0		
3503	442	259	58.60	80	162	2	0	0	0	0	0	0	0	0	0	11		
3504	134	68	50.75	20	44	0	0	0	0	0	0	0	0	0	0	3		
3505	182	84	46.15	15	68	0	0	0	0	0	0	0	0	0	0	1		
3506	478	223	46.65	55	150	0	0	0	0	0	0	0	0	0	0	14		
3507	70	46	65.71	11	33	0	0	0	0	0	0	0	0	0	0	2		
3508	230	108	46.96	4	100	0	0	0	0	0	0	0	0	0	0	1		
3509	174	49	28.16	10	37	0	0	0	0	0	0	0	0	0	0	0		
3510	57	23	40.35	8	14	0	0	0	0	0	0	0	0	0	0	1		
3511	137	70	51.09	12	52	0	0	0	0	0	0	0	0	0	0	5		
3512	0	0	0.00	0	0	0	0	0	0	0	0	0	0	0	0	0		
3513	2	0	0.00	0	0	0	0	0	0	0	0	0	0	0	0	0		
3514	390	179	45.90	47	113	0	0	0	0	0	0	0	0	0	0	17		
3515	290	169	58.28	36	124	0	0	0	0	0	0	0	0	0	0	7		
3516	659	228	34.60	33	177	0	0	0	0	0	0	0	0	0	0	11		
3517	48	12	25.00	3	9	0	0	0	0	0	0	0	0	0	0	0		
3518	224	44	19.64	11	31	0	0	0	0	0	0	0	0	0	0	1		
3519	1	0	0.00	0	0	0	0	0	0	0	0	0	0	0	0	0		
3520	269	168	62.45	23	123	0	0	0	0	0	0	0	0	0	0	2		
3521	541	191	35.30	62	114	0	0	0	0	0	0	0	0	0	0	14		
3522	314	127	40.45	32	85	0	0	0	0	0	0	0	0	0	0	9		
3523	945	370	39.15	39	316	1	1	0	0	0	0	0	0	0	0	5		
3524	236	31	13.14	7	22	0	0	0	0	0	0	0	0	0	0	2		
3525	3	1	33.33	0	1	0	0	0	0	0	0	0	0	0	0	0		
3526	853	351	41.15	53	277	0	0	0	0	0	0	0	0	0	0	13		
3527	350	154	44.00	24	120	1	0	0	0	0	0	0	0	0	0	8		
3528	147	52	35.37	17	32	0	0	0	0	0	0	0	0	0	0	2		

DALLAS COUNTY GENERAL ELECTION
NOVEMBER 5, 1996

PRESIDENT AND VICE PRESIDENT

	L N I B P D E R O H A U S I E M C W N E L P H N D R E P L I N E L I P E R O D O L I N J O R T O L I P C L E N O R G E M P S / C / K / G O N S K I T B r e b l e m p r e n s u e l g t s % / P E N S S L								
3529	95	43	45.26	12	28	0	0	1	2
3530	500	211	42.20	61	121	1	0	2	24
3531	254	138	54.33	68	59	0	3	0	8
3532	285	125	43.86	7	110	1	0	0	7
3533	1,248	500	40.06	120	336	1	0	0	33
3534	449	189	42.09	2	186	0	0	0	0
3535	367	197	53.68	11	176	0	0	0	6
3536	0	0	0.00	0	0	0	0	0	0
3537	44	13	29.55	1	9	0	0	0	0
3538	32	10	31.25	2	8	0	0	0	0
3539	317	67	21.14	15	46	0	0	0	5
3540	203	103	50.74	6	94	0	0	0	2
3541	39	15	38.46	8	2	0	0	0	4
3542	954	353	37.00	7	338	1	0	1	2
3543	545	255	46.79	106	108	0	0	0	40
3544	837	511	61.05	240	225	4	1	1	35
3545	248	51	20.56	6	39	1	0	0	3
3546	442	168	38.01	54	81	0	0	0	27
3547	479	271	56.58	90	152	0	0	1	24
3548	1	0	0.00	0	0	0	0	0	0
3549	40	22	55.00	2	14	0	0	0	6
3550	10	10	100.00	4	6	0	0	0	0
3551	127	54	42.52	1	48	0	0	0	2
3552	0	0	0.00	0	0	0	0	0	0
3553	59	25	42.37	1	22	0	0	0	2
3554	2	0	0.00	0	0	0	0	0	0
3555	0	0	0.00	0	0	0	0	0	0
3556	148	62	41.89	14	43	0	0	0	5
3557	298	111	37.25	49	49	0	0	0	13

DALLAS COUNTY GENERAL ELECTION
NOVEMBER 5, 1996

PRESIDENT AND VICE PRESIDENT

	r e g i s t r a t i o n		%	L I B E R A L R E P U B L I C A N P A R T Y	N L P H A G E L I N T O N G O R E S E N S I T I V E	U S T P H I L I P S I T I V E	I N D E P E N D E N T	C A M P B E L L
3558	1,563	731	46.77	334	306	3	0	85
3559	945	299	31.64	107	119	2	0	66
3560	170	73	42.94	24	41	0	0	6
3561	701	305	43.51	6	291	0	0	3
3562	585	184	31.45	62	97	0	0	24
3563	16	3	18.75	0	1	0	0	2
3564	185	65	35.14	15	42	1	0	6
3565	344	81	23.55	11	67	0	0	2
3566	155	75	48.39	33	33	1	0	5
3567	304	155	50.99	7	139	0	0	7
3568	212	80	37.74	20	54	1	0	4
3569	476	247	51.89	70	165	4	1	6
3570	0	0	0.00	0	0	0	0	0
3571	1,563	613	39.22	221	328	0	0	51
3572	886	244	27.54	10	229	0	0	2
3573	497	225	45.27	69	123	1	0	7
4401	2,551	1,359	53.27	676	533	6	1	130
4402	3,712	2,157	58.11	1,117	793	12	2	216
4403	2,775	1,457	52.50	670	615	6	0	141
4404	1,177	419	35.60	155	204	1	0	52
4405	792	505	63.76	57	421	1	0	18
4406	2,720	1,751	64.38	1,095	520	8	3	109
4407	2,844	1,198	42.12	510	563	3	0	111
4408	838	410	48.93	211	158	0	1	35
4409	1,500	601	40.07	189	326	3	0	71
4410	1,226	515	42.01	180	274	4	0	57
4411	2,590	928	35.83	73	798	4	1	41
4412	1,065	372	34.93	90	247	3	0	24
4413	2,181	1,277	58.55	685	464	3	0	115

DALLAS COUNTY GENERAL ELECTION
NOVEMBER 5, 1996

PRESIDENT AND VICE PRESIDENT

	L I B N L P U S I N D P E R O T C A M P B E L		D E M O C R A T I C P A R T Y		R E P U B L I C A N P A R T Y		I N D E P E N D E N T		V I C E P R E S I D E N T	
	g	s	%	P	E	N	S	S	S	L
4414	1,748	955	54.63	473	378	5	3	3	83	
4415	2,806	1,563	55.70	747	624	11	1	0	169	
4416	1,105	397	35.93	46	335	1	0	0	10	
4417	1,675	1,042	62.21	612	333	2	0	2	85	
4418	1,336	933	69.84	428	420	8	1	0	65	
4419	533	278	52.16	70	174	1	0	1	26	
4420	644	433	67.24	220	178	2	1	0	31	
4421	1,647	849	51.55	309	442	5	0	0	85	
4422	1,061	393	37.04	68	308	1	1	1	9	
4423	1,492	745	49.93	284	361	2	2	0	86	
4424	1,988	923	46.43	367	453	0	0	0	91	
4425	2,244	1,124	50.09	496	539	1	1	2	79	
4426	1,296	568	43.83	168	349	1	1	1	40	
4427	2,462	1,096	44.52	233	615	2	0	2	31	
4428	1,146	309	26.96	97	186	0	1	0	19	
4429	1,557	659	42.32	175	426	0	0	3	43	
4430	1,066	596	55.91	202	350	5	1	0	31	
4431	1,229	538	43.78	100	386	0	1	1	45	
4432	2,489	1,007	40.46	216	678	4	0	0	84	
4433	938	391	41.68	170	174	3	0	1	36	
4434	1,844	877	47.56	247	559	13	4	0	42	
4435	1,279	509	39.80	86	385	0	0	1	19	
4436	547	257	46.98	120	96	1	0	1	38	
4437	1,859	842	45.29	345	382	3	1	1	103	
4438	1,280	587	45.86	231	291	3	0	2	51	
4439	1,694	795	46.93	240	476	3	2	0	65	
4440	171	77	45.03	33	36	1	0	0	6	
4441	2,080	1,195	57.45	580	500	3	0	1	105	
4442	544	272	50.00	127	121	1	0	0	20	

DALLAS COUNTY GENERAL ELECTION
NOVEMBER 5, 1996

PRESIDENT AND VICE PRESIDENT

	r e g i s t r a t i o n		%	L I B E R A L D E M O C R A T I C P A R T Y P R E S I D E N T V I C E P R E S I D E N T					
	g	s		K E P	G O R E	N S E N	K I N S	I T U S	B E L
4443	2,204	1,233	55.94	656	476	6	3	0	86
4444	1,036	586	56.56	112	449	1	0	0	20
4445	1,410	898	63.69	291	531	3	2	1	53
4446	1,795	878	48.91	430	363	2	0	1	74
4447	395	287	72.66	146	129	0	1	2	8
4448	479	297	62.00	105	168	0	0	0	22
4449	885	542	61.24	344	138	5	0	1	47
4450	536	191	35.63	71	97	0	1	0	18
4451	541	66	12.20	10	54	1	0	0	1
4452	1,549	705	45.51	303	318	2	0	0	78
4453	2,617	1,414	54.03	780	505	4	0	1	116
4454	1,045	542	51.87	173	332	1	0	1	28
4455	415	121	29.16	27	84	0	3	0	6
4456	1,573	642	40.81	305	280	2	0	2	51
4457	240	103	42.92	44	42	1	1	1	13
4458	758	364	48.02	95	243	0	0	0	25
4459	931	357	38.35	121	209	1	2	0	19
4460	2,327	863	37.09	183	636	1	0	0	34
4461	1,808	1,046	57.85	677	284	5	0	1	69
4462	1,124	758	67.44	468	245	1	1	0	39
4463	404	250	61.88	78	147	0	0	0	24
4464	2,735	1,607	58.76	900	526	6	2	2	154
4465	1,547	999	64.58	597	314	3	0	2	79
4466	2,349	1,210	51.51	631	463	4	2	0	85
4467	1,544	988	63.99	527	373	3	1	0	82
4468	546	331	60.62	169	127	0	0	0	34
4469	1,905	786	41.26	167	563	2	2	0	45
4470	979	492	50.26	121	331	1	0	0	30
4471	766	500	65.27	213	250	0	0	1	35

DALLAS COUNTY GENERAL ELECTION
NOVEMBER 5, 1996

PRESIDENT AND VICE PRESIDENT

	L I B N L P U S I D P E R O T C A M P B E L		D E M O C R A T I C P A R T Y		R E P U B L I C A N P A R T Y		I N D E P E N D E N T		O T H E R	
	g	s	%	P	E	N	S	S	L	
4472	1,947	923	47.41	413	386	2	0	2	110	
4473	1,853	1,060	57.20	613	345	2	2	0	78	
4474	2,206	1,244	56.39	598	500	8	0	1	132	
4475	1,765	998	56.54	558	335	10	0	0	86	
4476	2,580	1,669	64.69	1,069	502	3	0	1	84	
4477	114	20	17.54	10	9	0	0	0	1	
4478	2,378	1,420	59.71	628	711	2	1	2	62	
4479	353	194	54.96	4	188	0	0	0	0	
4480	1,728	919	53.18	452	358	1	0	0	101	
4481	1,557	833	53.50	469	310	2	0	1	45	
4482	434	169	38.94	63	82	2	0	0	21	
4483	2,634	1,497	56.83	705	705	5	1	2	68	
4484	2,261	1,185	52.41	575	497	3	1	2	99	
4485	3,014	1,758	58.33	995	612	13	2	3	119	
4486	1,957	1,168	59.68	612	474	3	0	3	66	
4487	2,267	1,480	65.28	994	386	11	2	2	77	
4488	993	547	55.09	264	224	2	0	1	50	
4489	2,336	1,167	49.96	615	468	3	0	0	63	
4490	1,160	769	66.29	432	271	4	0	0	56	
4491	1,726	963	55.79	108	819	0	0	1	28	
4492	3,216	1,883	58.55	973	737	4	1	1	150	
4493	1,689	795	47.07	505	236	5	0	1	46	
4494	1,737	906	52.16	198	649	0	0	2	48	
4495	1,721	915	53.17	521	305	3	1	0	73	
4496	1,262	450	35.66	170	210	1	0	1	58	
4497	51	16	31.37	5	11	0	0	0	0	
4498	0	1	0.00	0	1	0	0	0	0	
4499	3,485	1,860	53.37	683	1,040	3	1	3	109	
4500	0	0	0.00	0	0	0	0	0	0	

DALLAS COUNTY GENERAL ELECTION
NOVEMBER 5, 1996

PRESIDENT AND VICE PRESIDENT

	L N I B P U I D E R O H S I E M C W A G T D R E P L N E L P H P D O L I N / I L R O L E T O R G E N L I P / / K / G O N S K I T B E M P E N S I T U E % P E N S S L								
	reg	blts	%						
4501	2,210	979	44.30	543	326	0	0	2	100
4502	841	317	37.69	116	166	1	0	0	32
4503	913	327	35.82	51	241	0	1	0	29
4504	1,125	690	61.33	166	498	0	0	0	16
4505	1,674	974	58.18	652	256	0	1	1	61
4506	24	17	70.83	9	7	0	0	0	1
4507	1,530	837	54.71	473	269	3	0	3	82
4508	1,990	851	42.76	375	388	3	2	1	74
4509	2,653	1,324	49.91	459	782	1	2	5	58
4510	1,962	1,106	56.37	213	835	0	0	0	38
4511	764	254	33.25	60	172	0	0	0	16
4512	2,228	1,426	64.00	844	471	1	0	1	95
4513	1,265	710	56.13	317	342	1	0	0	43
4514	1,102	702	63.70	401	260	2	1	0	30
4515	1,060	395	37.26	212	142	1	0	0	32
4516	1,654	1,023	61.85	702	256	1	2	0	59
4517	2,546	1,581	62.10	859	606	6	0	6	99
4518	179	96	53.63	22	67	0	0	0	5
4519	1,610	940	58.39	454	420	4	0	1	54
4520	2,345	924	39.40	398	446	3	1	1	67
4521	786	297	37.79	139	130	3	0	0	21
4522	357	183	51.26	45	119	1	0	0	17
4523	0	0	0.00	0	0	0	0	0	0
4524	0	1	0.00	0	1	0	0	0	0
4525	304	108	35.53	40	51	1	0	0	15
4526	540	289	53.52	118	149	1	0	0	20
4527	116	73	62.93	34	30	0	0	0	9
4528	36	8	22.22	2	6	0	0	0	0
4529	240	47	19.58	24	20	0	0	2	1

DALLAS COUNTY GENERAL ELECTION
NOVEMBER 5, 1996

PRESIDENT AND VICE PRESIDENT

	r e g i s t r a t i o n		L I B E R A L U S I N D P E R O T C A M P B E L						
	b l o c k		D E M O C R A T I C R E P U B L I C P A R T Y						
	%		K E M P E N S I T Y						
	%		G O R E N S I T Y						
	%		S E N S I T Y						
	%		I N S I T Y						
	%		U N D E R R E P R E S E N T						
	%		V I C E P R E S I D E N T						
	%		P R E S I D E N T						
	%		V I C E P R E S I D E N T						
4530	75	37	49.33	22	13	0	0	1	1
4531	0	0	0.00	0	0	0	0	0	0
4532	0	0	0.00	0	0	0	0	0	0
4533	96	51	53.13	15	31	1	0	0	2
4534	912	593	65.02	370	162	0	1	0	54
4535	0	1	0.00	1	0	0	0	0	0
4536	53	17	32.08	8	7	0	0	0	2
4537	240	153	63.75	66	77	2	0	0	7
4538	1,794	1,060	59.09	711	267	4	0	0	69
4539	385	194	50.39	100	83	2	0	0	9
4540	208	134	64.42	88	33	0	0	0	12
4541	0	1	0.00	0	0	0	0	0	0
4542	1,635	1,001	61.22	475	468	2	0	3	40
4543	463	212	45.79	109	85	0	0	0	16
4544	0	1	0.00	0	1	0	0	0	0
4545	424	111	26.18	38	67	0	0	0	4
4546	397	147	37.03	37	97	3	0	0	9
4547	1,863	746	40.04	397	296	0	1	1	49
4548	378	141	37.30	32	99	1	0	0	7
4549	2,173	1,239	57.02	761	381	7	0	0	83
4550	318	107	33.65	25	73	0	0	0	6
4551	333	91	27.33	29	57	0	0	0	5
4552	291	141	48.45	65	70	1	0	0	3
4553	217	83	38.25	32	45	0	0	0	4
4554	60	37	61.67	17	16	0	0	1	1
4555	251	111	44.22	40	67	0	1	0	3
4556	0	0	0.00	0	0	0	0	0	0
4557	287	91	31.71	39	46	1	1	0	1
4558	1,974	1,016	51.47	482	440	3	3	3	75

DALLAS COUNTY GENERAL ELECTION
NOVEMBER 5, 1996

PRESIDENT AND VICE PRESIDENT

	L I B N L P U S I N D P E R O T C A M P B E L		D E M O C R A T I C P A R T Y		R E P U B L I C A N P A R T Y		I N D E P E N D E N T		V O T E R S	
	reg	bls	%	MP	RE	EN	NS	US	EL	
4559	50	20	40.00	7	12	0	0	0	1	
4560	411	185	45.01	67	112	0	0	0	5	
4561	214	151	70.56	102	42	0	0	0	7	
4562	443	136	30.70	52	66	0	1	0	15	
4563	1,696	602	35.50	208	347	3	2	1	35	
4564	443	131	29.57	44	73	1	1	0	9	
4565	214	77	35.98	32	40	0	0	0	4	
4566	313	130	41.53	52	67	0	0	0	9	
4567	573	279	48.69	129	123	1	0	0	24	
4568	733	457	62.35	248	177	2	2	0	24	
4569	0	0	0.00	0	0	0	0	0	0	
4570	0	1	0.00	0	1	0	0	0	0	
4571	733	326	44.47	126	171	1	0	0	26	
4572	494	166	33.60	59	93	1	0	0	12	
4573	0	0	0.00	0	0	0	0	0	0	
4574	204	119	58.33	36	71	0	0	0	11	
4575	1	1	100.00	1	0	0	0	0	0	
4576	0	1	0.00	1	0	0	0	0	0	
4577	351	58	16.52	3	53	0	0	0	1	
4578	56	12	21.43	3	8	0	0	0	0	
4579	262	113	43.13	28	71	2	0	0	11	
4580	244	117	47.95	23	85	0	0	0	8	
4581	476	141	29.62	25	101	2	0	0	12	
4582	896	388	43.30	99	248	5	1	0	31	
4583	0	1	0.00	0	1	0	0	0	0	
4584	4	1	25.00	0	1	0	0	0	0	
4585	553	364	65.82	222	124	1	0	0	12	
4586	1,335	767	57.45	319	371	2	0	0	68	
4587	1,324	578	43.66	213	309	6	0	1	43	

** COMBINED OFFICIAL CANVASS **

DALLAS COUNTY GENERAL ELECTION
NOVEMBER 5, 1996

PRESIDENT AND VICE PRESIDENT

	L I B N L P U S I N D P			D E M R O H A G T P H I P E R O			R E P L I C I N T J O R T I P S C A M P		
	/			/			/		
	K E M P			G O R E N S E N S			I N S I T U S E L		
	r	b	%						
	e	l							
	g	s							
4588	1,367	769	56.25	406	285	0	1	4	68
4589	50	9	18.00	0	8	1	0	0	0
4590	342	147	42.98	51	79	0	0	0	15
4591	3	9	300.00	2	6	0	0	0	0
4592	320	162	50.63	22	133	0	1	0	4
4593	335	111	33.13	63	36	0	0	1	11
4594	392	194	49.49	49	131	0	0	1	8
4595	472	282	59.75	96	161	3	0	1	16
4596	1,373	776	56.52	140	596	0	0	0	26
4597	275	140	50.91	34	88	1	0	0	16
4598	464	222	47.84	75	135	1	0	0	7
4599	118	72	61.02	29	36	0	0	0	6
4600	374	160	42.78	44	101	5	0	0	8
4601	194	89	45.88	36	40	0	0	1	11
4602	308	116	37.66	51	57	1	0	0	7
4603	624	386	61.86	168	186	2	0	0	26
4604	5	3	60.00	2	0	0	0	0	1
4605	2,060	1,193	57.91	557	501	3	0	0	125
4606	1	2	200.00	1	1	0	0	0	0
4607	177	75	42.37	35	38	0	0	0	2
4608	0	0	0.00	0	0	0	0	0	0
4609	226	123	54.42	51	60	1	0	0	11
4610	436	139	31.88	33	101	0	0	1	1
4611	309	115	37.22	109	5	0	0	0	1
4612	40	6	15.00	3	2	0	0	0	1
4613	1,389	693	49.89	215	428	2	0	1	37
4614	268	139	51.87	98	34	0	0	0	6
4615	1,897	1,156	60.94	511	545	7	1	1	70
4616	523	179	34.23	54	111	1	0	0	13

DALLAS COUNTY GENERAL ELECTION
NOVEMBER 5, 1996

PRESIDENT AND VICE PRESIDENT

	L N I B P U I D E R O H S N E M C W A G T D R E P L N E L P H P D O L I N / J O R I L R O L E T O N / J O R I L R O / K E G O N S K I T B E M P E N S I T U E % P E N S S L								
4617	651	240	36.87	78	145	0	0	1	16
4618	920	505	54.89	232	250	0	0	0	23
4619	1,104	655	59.33	401	186	2	0	1	59
4620	0	0	0.00	0	0	0	0	0	0
4621	473	174	36.79	17	153	1	1	0	0
4622	138	78	56.52	24	48	1	0	0	4
4623	156	70	44.87	13	53	0	0	0	4
4624	749	372	49.67	89	244	2	0	0	29
4625	1,097	681	62.08	349	273	5	0	4	45
4626	1,584	833	52.59	416	334	3	1	0	75
4627	626	326	52.08	139	160	2	0	0	22
4628	308	205	66.56	120	69	0	0	0	16
4629	815	462	56.69	265	165	1	0	0	27
4630	447	239	53.47	87	140	0	0	0	6
4631	394	149	37.82	72	59	0	0	0	16
4632	274	135	49.27	41	78	2	0	1	9
4633	0	1	0.00	0	1	0	0	0	0
4634	484	250	51.65	108	123	0	0	0	18
4635	820	437	53.29	271	129	1	0	0	34
4636	107	59	55.14	22	31	0	0	0	6
4637	0	0	0.00	0	0	0	0	0	0
4638	601	353	58.74	219	108	1	0	0	21
4639	3	0	0.00	0	0	0	0	0	0
4640	147	80	54.42	9	67	0	0	0	3
4641	722	251	34.76	142	90	1	0	0	14
4642	147	44	29.93	15	26	0	0	0	1
4643	270	127	47.04	26	92	0	0	0	8
4644	650	339	52.15	143	144	3	0	5	42
4645	45	24	53.33	4	16	0	0	0	3

DALLAS COUNTY GENERAL ELECTION
NOVEMBER 5, 1996

PRESIDENT AND VICE PRESIDENT

	r e g i s t e r e d v o t e r s		%	L I B E R A L	N O N P A R T I S A N	U S C I T I Z E N	I N D I A N	P R E S I D E N T	V I C E P R E S I D E N T
4646	618	297	48.06	4	285	0	0	0	1
4647	208	92	44.23	44	42	0	0	0	5
4648	1,410	815	57.80	405	355	2	1	3	45
4649	1,515	473	31.22	156	275	1	0	1	34
4650	1,567	725	46.27	299	335	1	1	1	77
4651	1,661	1,008	60.69	192	765	3	0	1	34
4652	234	141	60.26	96	31	0	0	2	11
00LB	0	188	0.00	88	89	1	0	0	7
Election Wide	1059853	562,439	53.07	260,058	255,766	2,085	410	670	36,759
County wide	1059853	562,251	53.05	259,970	255,677	2,084	410	670	36,752
Cong. Dist 3	213,310	116,057	54.41	62,879	41,619	488	89	215	9,676
Cong. Dist 4	6,152	3,089	50.21	1,776	980	19	0	4	286
Cong. Dist 5	174,673	92,930	53.20	43,605	41,052	424	76	111	6,675
Cong. Dist 6	9,059	5,449	60.15	2,965	1,987	18	3	8	435
Cong. Dist 24	132,229	67,836	51.30	29,690	32,317	226	48	82	4,585
Cong. Dist 26	229,379	137,485	59.94	84,235	42,007	571	120	117	8,568
Cong. Dist 30	295,051	139,405	47.25	34,820	95,715	338	74	133	6,527
State Br ED Dist 11	41,847	24,158	57.73	13,545	8,650	84	15	25	1,669
State Br Ed Dist 12	597,506	339,890	56.88	194,806	114,576	1,411	256	420	24,723
State Br Ed Dist 13	420,500	198,203	47.14	51,619	132,451	589	139	225	10,360
State Sen. Dist 2	98,063	43,989	44.86	13,158	26,929	170	53	54	2,969
State Sen. Dist 8	204,811	123,593	60.34	74,798	38,247	540	112	127	8,040
State Sen. Dist 9	153,842	81,823	53.19	45,376	29,112	311	64	84	6,148
State Sen. Dist 16	340,109	187,573	55.15	100,584	69,314	800	123	285	14,680
State Sen. Dist 23	263,028	125,273	47.63	26,054	92,075	263	58	120	4,915
State Rep Dist 99	84,812	46,391	54.70	28,014	14,232	216	37	37	3,467
State Rep Dist 100	58,454	27,126	46.41	7,237	18,063	92	21	31	1,315

DALLAS COUNTY GENERAL ELECTION
NOVEMBER 5, 1996

PRESIDENT AND VICE PRESIDENT

	g	s	%	L I B D E M R E P D O L E /	N L P B R O W N E /	U S T A G E L I N /	I N D P H E R I L I P S /		
State Rep Dist 101	69,077	36,361	52.64	19,118	13,539	104	12	66	3,174
State Rep Dist 102	71,724	41,931	58.46	24,290	14,412	172	37	40	2,607
State Rep Dist 103	48,021	22,501	46.86	8,267	12,305	110	37	21	1,496
State Rep Dist 104	36,857	14,772	40.08	3,488	9,857	53	11	14	909
State Rep Dist 105	54,825	24,840	45.31	8,485	13,803	61	10	36	2,091
State Rep Dist 106	65,446	34,122	52.14	16,633	14,092	111	27	46	2,920
State Rep Dist 107	61,053	29,956	49.07	11,314	16,191	171	49	37	1,794
State Rep Dist 108	86,314	55,201	63.95	35,225	15,746	241	40	45	2,843
State Rep Dist 109	65,536	31,645	48.29	7,325	22,527	66	8	22	1,269
State Rep Dist 110	68,953	36,481	52.91	8,919	25,774	56	15	39	1,297
State Rep Dist 111	67,865	34,665	51.08	9,510	23,347	67	14	39	1,291
State Rep Dist 112	69,721	40,498	58.09	23,081	13,196	228	31	66	3,512
State Rep Dist 113	74,239	39,614	53.36	21,779	13,856	144	28	81	3,368
State Rep Dist 114	76,956	46,147	59.97	27,285	14,737	192	33	50	3,399
County Comm Dist 1	310,470	184,126	59.31	108,808	59,786	857	163	192	11,961
County Comm Dist 2	274,007	147,792	53.94	78,315	55,253	574	96	239	11,921
County Comm Dist 3	228,587	103,885	45.45	16,454	81,739	223	58	92	3,839
County Comm Dist 4	246,789	126,448	51.24	56,393	58,899	430	93	147	9,031
JP/Con Pct 1 Pl 1	177,794	105,044	59.08	58,074	38,569	459	87	106	6,107
JP/Con Pct 2 Pl 1	142,900	75,605	52.91	42,609	25,773	325	58	82	6,057
JP/Con Pct 3 Pl 1	157,207	95,404	60.69	55,652	31,625	445	94	100	6,579
Con Pct 4	123,231	64,769	52.56	34,943	23,097	263	43	130	5,690
JP/Con Pct 5 Pl 1	174,511	91,405	52.38	46,168	36,568	256	41	131	7,408
JP/Con Pct 6 Pl 1	65,191	25,944	39.80	5,231	18,561	101	31	23	1,375
Con Pct 7	95,932	47,853	49.88	8,881	36,715	75	22	51	1,508
JP/Con Pct 8 Pl 1	123,087	56,227	45.68	8,412	44,769	160	34	47	2,028

** COMBINED OFFICIAL CANVASS **

DALLAS COUNTY GENERAL ELECTION
NOVEMBER 5, 1996

U S SENATOR

	r e g	b l t s	%	D E M O C R A T I C A N	R E P U B L I C A N	L I B E R A L	N E T	F
1101	2,865	1,876	65.48	1,327	509	14	5	
1102	2,939	1,792	60.97	1,211	521	19	4	
1103	2,623	1,788	68.17	1,286	438	14	3	
1104	2,524	1,693	67.08	1,180	470	12	5	
1105	2,244	1,408	62.75	831	508	32	7	
1106	1,574	1,071	68.04	735	293	13	1	
1107	2,773	2,068	74.58	1,561	465	15	1	
1108	2,771	1,673	60.38	1,010	595	22	12	
1109	231	93	40.26	47	41	4	0	
1110	2,265	1,611	71.13	1,136	431	15	4	
1111	2,225	1,523	68.45	1,011	470	14	9	
1112	1,283	690	53.78	411	253	5	5	
1113	905	398	43.98	183	202	3	1	
1114	2,212	1,211	54.75	722	437	22	2	
1115	635	410	64.57	250	142	3	1	
1116	2,946	1,245	42.26	746	443	17	3	
1117	1,215	752	61.89	489	239	7	1	
1118	1,256	801	63.77	483	291	9	3	
1119	2,459	1,471	59.82	833	593	11	4	
1120	870	338	38.85	92	230	5	3	
1121	682	397	58.21	197	177	11	2	
1122	2,456	1,606	65.39	1,170	385	21	5	
1123	2,764	1,772	64.11	1,223	494	16	8	
1124	1,508	965	63.99	604	321	13	2	
1125	306	97	31.70	47	43	2	0	
1126	1,674	999	59.68	469	484	12	6	
1127	1,390	969	69.71	557	373	8	2	
1128	1,013	746	73.64	479	235	6	3	
1129	2,454	1,748	71.23	1,222	471	10	2	
1130	2,489	1,867	75.01	1,347	449	18	5	
1131	1,999	1,539	76.99	1,147	334	11	4	
1132	1,524	959	62.93	557	365	7	4	
1133	1,458	1,095	75.10	814	241	5	4	
1134	1,466	1,075	73.33	696	353	7	0	
1135	1,073	822	76.61	475	315	4	0	
1136	1,471	955	64.92	585	334	17	5	
1137	1,717	1,144	66.63	652	450	11	6	
1138	2,372	1,690	71.25	1,029	588	14	9	

** COMBINED OFFICIAL CANVASS **

DALLAS COUNTY GENERAL ELECTION
NOVEMBER 5, 1996

U S SENATOR

	r e g		b l t s		%	D E M O C R A T I C	R E P U B L I C A N	L I B E R A L	N E U T R A L
						M	S	D	F
1139	1,217	422	34.68	96	309	4	0		
1140	1,936	1,405	72.57	924	429	15	4		
1141	1,211	744	61.44	353	363	6	0		
1142	1,801	1,227	68.13	696	490	10	3		
1143	1,489	1,052	70.65	704	308	13	3		
1144	1,196	863	72.16	620	215	9	1		
1145	521	381	73.13	317	57	0	1		
1146	1,438	1,074	74.69	727	317	4	3		
1147	1,842	1,214	65.91	791	397	7	2		
1148	2,437	1,521	62.41	766	683	21	7		
1149	2,745	1,605	58.47	796	754	19	1		
1150	2,706	1,533	56.65	691	772	23	5		
1151	705	529	75.04	330	186	1	1		
1152	569	165	29.00	21	134	1	0		
1153	1,965	999	50.84	286	657	24	6		
1154	1,488	1,034	69.49	558	427	17	4		
1155	1,912	1,173	61.35	46	1,067	5	1		
1156	984	597	60.67	197	375	4	0		
1157	2,046	1,494	73.02	1,063	380	9	4		
1158	174	71	40.80	30	37	1	0		
1159	1,226	751	61.26	355	366	9	3		
1160	653	450	68.91	337	101	4	3		
1161	2,241	1,459	65.10	1,076	342	15	1		
1162	1,586	1,270	80.08	1,116	127	6	2		
1163	3,091	2,312	74.80	1,490	227	12	3		
1164	2,580	1,909	73.99	1,579	287	4	3		
1165	1,309	1,018	77.77	830	164	7	2		
1166	1,213	872	71.89	546	293	6	4		
1167	2,731	1,599	58.55	1,026	521	19	1		
1168	855	591	69.12	396	168	3	0		
1169	294	7	2.38	4	3	0	0		
1170	1,013	704	69.50	466	220	5	0		
1171	3,004	2,032	67.64	1,607	363	13	5		
1172	2,703	1,756	64.96	1,337	372	9	4		
1173	2,453	1,169	47.66	784	365	4	2		
1174	1,704	891	52.29	578	287	11	1		
1175	2,767	1,551	56.05	1,024	473	8	4		
1176	2,291	1,689	73.72	1,207	418	10	3		

DALLAS COUNTY GENERAL ELECTION
NOVEMBER 5, 1996

U S SENATOR

	r e g i s t e r e d v o t e r s		%	D E M O C R A T I C	R E P U B L I C A N	L I B E R A L	N E U T R A L
1177	3,095	1,584	51.18	891	637	12	3
1178	1,751	805	45.97	405	361	11	5
1179	443	215	48.53	108	98	2	0
1180	2,803	1,441	51.41	868	507	14	4
1181	1,548	98	6.33	60	34	1	0
1182	1,399	591	42.24	319	244	6	5
1183	1,882	1,201	63.82	811	351	12	2
1184	1,874	964	51.44	565	358	17	2
1185	1,948	1,226	62.94	819	371	15	2
1186	2,208	1,409	63.81	975	385	7	3
1187	1,188	883	74.33	715	138	3	0
1188	1,935	1,211	62.58	752	426	12	2
1189	1,206	766	63.52	475	271	3	4
1190	1,087	380	34.96	173	196	3	1
1191	2,322	1,282	55.21	431	798	18	2
1192	11	2	18.18	0	2	0	0
1193	0	0	0.00	0	0	0	0
1194	1,260	572	45.40	338	203	12	1
1195	0	1	0.00	1	0	0	0
1196	1,850	1,350	72.97	1,061	248	9	4
1197	1,108	876	79.06	704	148	4	3
1198	1,847	1,337	72.39	1,110	200	4	1
1199	2,373	1,378	58.07	829	479	25	13
1200	3,479	1,945	55.91	1,164	700	17	12
1201	1,739	1,108	63.71	777	295	12	0
1202	2,591	1,593	61.48	1,053	490	26	4
1203	1,370	969	70.73	830	114	8	0
1204	1,907	1,221	64.03	887	301	6	1
1205	1,831	1,318	71.98	1,009	270	8	2
1206	1,789	1,143	63.89	768	329	15	5
1207	1,251	843	67.39	627	183	4	2
1208	2,004	1,369	68.31	976	361	7	1
1209	2,080	1,306	62.79	820	443	6	6
1210	3,170	1,985	62.62	1,396	525	20	9
1211	2,910	1,331	45.74	778	503	10	3
1212	1,241	803	64.71	662	119	1	1
1213	1,005	401	39.90	77	306	7	3
1214	2,793	1,536	54.99	1,058	440	17	1

** COMBINED OFFICIAL CANVASS **

DALLAS COUNTY GENERAL ELECTION
NOVEMBER 5, 1996

U S SENATOR

	REGISTRATION		PARTY				
	REG	RES	DEM	REP	LIB	IND	OTH
	REG	RES	%	M	S	D	F
1215	210	90	42.86	53	31	0	2
1216	626	421	67.25	211	193	5	2
1217	347	195	56.20	115	73	3	0
1218	859	502	58.44	293	189	10	2
1219	1,505	1,146	76.15	757	345	9	2
1220	1,680	1,008	60.00	636	330	11	6
1221	1,821	806	44.26	423	353	7	3
1222	2,588	1,618	62.52	1,167	394	12	4
1223	2,533	1,622	64.03	1,119	444	14	4
1224	2,434	1,553	63.80	1,109	396	6	4
1225	2,648	1,434	54.15	903	486	12	2
1226	1,986	980	49.35	607	325	19	7
1227	2,304	1,640	71.18	1,166	416	10	5
1228	2,488	1,492	59.97	1,014	414	16	5
1229	886	439	49.55	293	126	5	3
1230	1,601	977	61.02	645	304	8	3
1231	2,709	1,350	49.83	875	425	14	5
1232	3,239	1,387	42.82	761	556	18	7
1233	718	201	27.99	55	132	2	2
1234	2	2	100.00	2	0	0	0
1235	2,558	1,609	62.90	1,179	390	16	4
1236	1,091	640	58.66	458	168	5	1
1237	2,755	1,329	48.24	937	352	12	9
1238	3,824	2,072	54.18	1,305	716	12	2
1239	14	1	7.14	1	0	0	0
1240	49	38	77.55	18	18	1	0
1241	8	36	450.00	1	1	0	0
1242	708	367	51.84	231	118	6	0
1243	463	252	54.43	131	105	5	2
1244	348	200	57.47	97	95	5	0
1245	78	44	56.41	25	15	2	0
1246	0	0	0.00	0	0	0	0
1247	147	66	44.90	37	29	0	0
1248	3	1	33.33	1	0	0	0
1249	155	113	72.90	96	14	0	0
1250	21	14	66.67	7	6	0	0
1251	252	71	28.17	13	50	1	1
1252	573	241	42.06	119	112	5	2

DALLAS COUNTY GENERAL ELECTION
NOVEMBER 5, 1996

U S SENATOR

	r e g i s t e r e d v o t e r s		%	D E M O C R A T I C	R E P U B L I C A N	L I B E R A L	N E U T R A L
1253	85	47	55.29	20	25	0	0
1254	366	211	57.65	121	80	4	2
1255	207	64	30.92	25	37	1	0
1256	34	21	61.76	2	16	1	0
1257	61	40	65.57	26	12	0	0
1258	929	568	61.14	374	168	2	1
1259	112	80	71.43	55	22	0	0
1260	559	310	55.46	196	104	2	2
1261	147	48	32.65	17	27	3	0
1262	200	45	22.50	14	30	1	0
1263	0	0	0.00	0	0	0	0
1264	550	260	47.27	94	161	3	0
1265	7	4	57.14	1	3	0	0
1266	0	1	0.00	1	0	0	0
1267	190	85	44.74	32	49	0	0
1268	2,441	1,536	62.93	1,137	356	11	0
1269	87	37	42.53	16	19	0	0
1270	974	365	37.47	130	212	4	3
1271	3	1	33.33	0	1	0	0
1272	385	169	43.90	60	106	2	0
1273	8	2	25.00	0	2	0	0
1274	1,262	685	54.28	389	257	13	6
1275	6	1	16.67	1	0	0	0
1276	337	237	70.33	164	59	3	3
1277	1,098	490	44.63	188	279	8	0
1278	0	0	0.00	0	0	0	0
1279	155	95	61.29	40	49	1	1
1280	1,574	1,084	68.87	764	294	7	2
1281	1,067	613	57.45	342	239	14	1
1282	1,004	590	58.76	339	219	17	1
1283	251	91	36.25	22	61	4	2
1284	80	34	42.50	15	19	0	0
1285	429	213	49.65	115	89	3	0
1286	996	270	27.11	213	55	0	1
1287	1,477	1,092	73.93	808	238	13	4
1288	280	209	74.64	174	31	1	0
1289	3	2	66.67	1	0	0	1
1290	378	279	73.81	222	50	2	2

DALLAS COUNTY GENERAL ELECTION
NOVEMBER 5, 1996

U S SENATOR

	r e g	b l t s	%	D E M O C R A T I C A N	R E P U B L I C A N	L I B E R A L	N E I T E R M E D I A T E
1291	0	0	0.00	0	0	0	0
1292	1,806	641	35.49	183	428	8	4
1293	222	98	44.14	53	43	1	0
1294	0	49	0.00	21	27	1	0
1295	1,251	446	35.65	140	279	11	2
1296	1,043	253	24.26	78	162	3	1
1297	545	213	39.08	82	124	0	1
1298	1,431	581	40.60	231	325	7	0
1299	600	296	49.33	117	170	4	0
1300	11	5	45.45	3	2	0	0
1301	234	114	48.72	49	57	0	1
1302	1,506	263	17.46	158	100	3	0
1303	1,389	693	49.89	390	284	8	2
1304	184	507	275.54	235	254	3	4
1305	807	342	42.38	137	186	5	2
1306	644	403	62.58	281	106	2	0
1307	21	17	80.95	7	10	0	0
1308	844	632	74.88	445	169	3	3
1309	677	250	36.93	101	138	3	2
1310	63	51	80.95	44	7	0	0
1311	145	13	8.97	2	11	0	0
1312	850	633	74.47	493	123	2	1
1313	4	1	25.00	1	0	0	0
1314	33	14	42.42	7	5	0	0
1315	62	37	59.68	23	12	0	0
1316	995	652	65.53	413	211	12	3
1317	951	636	66.88	265	351	5	2
1318	372	271	72.85	177	85	3	0
1319	2	1	50.00	1	0	0	0
1320	491	324	65.99	214	89	2	0
1321	0	0	0.00	0	0	0	0
1322	1,684	628	37.29	298	294	10	3
1323	155	106	68.39	83	20	2	0
1324	685	303	44.23	151	142	5	2
1325	222	86	38.74	54	31	0	0
1326	507	292	57.59	181	102	2	3
1327	5	2	40.00	0	2	0	0
1328	585	352	60.17	168	172	2	1

** COMBINED OFFICIAL CANVASS **

DALLAS COUNTY GENERAL ELECTION
NOVEMBER 5, 1996

U S SENATOR

	REGISTRATION		%	PARTY			
	r	b		D	R	L	N
	e	l		E	E	I	L
	g	t		M	A	B	P
		s		M	L	I	H
				S	E	R	U
						D	F
1329	2,626	1,582	60.24	1,129	383	12	4
1330	129	93	72.09	61	28	1	0
1331	1,670	1,016	60.84	633	344	13	1
1332	95	19	20.00	7	10	2	0
1333	13	4	30.77	4	0	0	0
1334	93	29	31.18	18	8	1	2
1335	730	99	13.56	49	48	0	0
1336	407	207	50.86	63	134	5	1
1337	139	62	44.60	17	44	0	1
1338	431	218	50.58	75	134	4	1
1339	304	162	53.29	62	96	2	0
1340	473	349	73.78	247	89	4	3
1341	848	533	62.85	286	226	7	3
1342	191	127	66.49	87	37	2	0
1343	815	553	67.85	402	133	4	1
1344	347	240	69.16	151	83	2	0
1345	1,098	631	57.47	348	257	4	2
1346	270	155	57.41	61	87	3	0
1347	551	400	72.60	311	77	2	1
1348	291	94	32.30	24	63	3	0
1349	93	53	56.99	14	39	0	0
1350	468	279	59.62	187	85	1	0
1351	28	23	82.14	20	2	1	0
1352	136	78	57.35	33	43	1	0
1353	188	95	50.53	22	66	0	0
1354	194	90	46.39	20	68	0	0
1355	557	248	44.52	49	188	4	1
1356	440	221	50.23	119	92	3	3
1357	234	88	37.61	47	36	0	1
1358	439	182	41.46	100	72	6	1
1359	395	142	35.95	58	74	6	0
1360	464	234	50.43	122	96	4	1
1361	1,133	550	48.54	149	377	5	1
1362	1,059	364	34.37	180	173	3	1
1363	12	8	66.67	4	4	0	0
1364	1,441	909	63.08	460	421	9	4
1365	4	3	75.00	2	0	0	0
1366	369	149	40.38	94	50	1	1

** COMBINED OFFICIAL CANVASS **

DALLAS COUNTY GENERAL ELECTION
NOVEMBER 5, 1996

U S SENATOR

	DEMOCRATS		REPUBLICANS		LIBERALS		UNREGISTERED	
	REG	UNREG	%	REG	UNREG	REG	UNREG	
1367	700	271	38.71	181	82	1	0	
1368	0	0	0.00	0	0	0	0	
1369	1,483	753	50.78	312	414	11	0	
1370	1,113	736	66.13	539	185	4	0	
1371	2,392	1,118	46.74	739	342	13	1	
1372	1,583	985	62.22	653	301	5	2	
2201	1,275	738	57.88	464	246	5	2	
2202	1,238	732	59.13	522	193	6	0	
2203	3,071	1,726	56.20	1,199	474	14	8	
2204	86	44	51.16	25	17	0	1	
2205	1,399	794	56.75	447	319	12	2	
2206	582	151	25.95	45	95	2	0	
2207	2,374	752	31.68	411	308	13	3	
2208	1,971	1,028	52.16	517	461	12	2	
2209	2,936	1,822	62.06	1,286	493	14	2	
2210	853	643	75.38	463	164	6	1	
2211	981	611	62.28	353	237	11	2	
2212	1,859	1,117	60.09	636	436	10	3	
2213	2,012	670	33.30	306	330	10	4	
2214	1,594	884	55.46	490	349	10	1	
2215	1,182	607	51.35	50	545	1	0	
2216	2,969	1,389	46.78	677	638	25	3	
2217	2,318	1,677	72.35	1,253	371	14	2	
2218	1,809	1,252	69.21	806	396	10	6	
2219	1,575	1,041	66.10	638	373	8	3	
2220	3,011	1,575	52.31	849	662	17	5	
2221	2,366	1,230	51.99	772	411	12	3	
2222	2,278	1,501	65.89	1,112	342	10	7	
2223	2,432	1,636	67.27	921	642	16	5	
2224	2,486	1,786	71.84	1,192	534	19	3	
2225	1,364	752	55.13	381	326	13	1	
2226	1,468	687	46.80	283	365	7	3	
2227	1,022	689	67.42	400	265	8	2	
2228	2,392	1,436	60.03	861	515	11	4	
2229	966	672	69.57	415	232	10	4	
2230	1,340	655	48.88	311	315	7	2	
2231	775	507	65.42	288	200	4	1	
2232	2,188	1,195	54.62	563	571	18	4	

** COMBINED OFFICIAL CANVASS **

DALLAS COUNTY GENERAL ELECTION
NOVEMBER 5, 1996

U S SENATOR

	r e g	b l t s	%	D E M O C R A T I C A N	R E P U B L I C A N	L I B E R A L	N E I T H E R	F
2233	1,100	651	59.18	385	241	7	2	
2234	2,938	1,569	53.40	826	677	19	6	
2235	2,929	1,435	48.99	775	607	18	5	
2236	2,763	1,201	43.47	675	480	17	2	
2237	1,412	886	62.75	705	164	4	0	
2238	1,573	785	49.90	379	373	13	4	
2239	2,254	841	37.31	365	448	7	4	
2240	847	479	56.55	215	237	7	5	
2241	1,127	686	60.87	441	220	10	2	
2242	1,803	1,278	70.88	776	463	14	3	
2243	2,631	1,870	71.08	1,145	659	14	1	
2244	321	221	68.85	112	92	4	2	
2245	1,489	677	45.47	348	315	4	1	
2246	1,832	942	51.42	485	415	8	2	
2247	1,365	839	61.47	517	291	7	2	
2248	1,692	666	39.36	296	328	12	2	
2249	976	614	62.91	454	134	5	4	
2250	2,462	1,343	54.55	762	512	20	9	
2251	296	192	64.86	96	89	1	0	
2252	175	132	75.43	89	39	1	0	
2253	999	616	61.66	312	264	15	6	
2254	1,156	721	62.37	409	273	15	0	
2255	2,399	1,251	52.15	680	531	10	5	
2256	58	28	48.28	11	16	0	0	
2257	859	490	57.04	332	136	4	1	
2258	1,487	768	51.65	393	343	7	5	
2259	2,536	1,482	58.44	874	570	12	2	
2260	2,721	1,595	58.62	947	582	25	9	
2261	2,061	1,036	50.27	517	475	11	2	
2262	983	716	72.84	521	176	5	3	
2263	1,651	958	58.03	475	450	13	1	
2264	1,621	561	34.61	203	332	6	7	
2265	1,253	762	60.81	502	235	7	1	
2266	1,316	1,018	77.36	731	248	7	2	
2267	1,217	594	48.81	302	262	9	2	
2268	1,766	999	56.57	570	379	13	2	
2269	2,926	1,433	48.97	722	654	13	8	
2270	3,036	1,254	41.30	683	519	20	6	

** COMBINED OFFICIAL CANVASS **

DALLAS COUNTY GENERAL ELECTION
NOVEMBER 5, 1996

U S SENATOR

	r e g	b l t s	%	D E M O C R A T I C A N	R E P U B L I C A N	L I B E R A L	N E U T R A L	F
2271	1,258	924	73.45	621	278	5	2	
2272	2,166	1,058	48.85	499	521	8	7	
2273	2,059	1,371	66.59	759	567	19	5	
2274	2,981	1,646	55.22	966	627	19	4	
2275	2,807	1,427	50.84	718	645	23	7	
2276	1,208	818	67.72	509	274	14	0	
2277	2,677	1,861	69.52	1,132	654	20	7	
2278	1,397	740	52.97	374	336	4	4	
2279	3,408	1,893	55.55	1,104	721	21	7	
2280	3,804	1,955	51.39	1,024	860	28	5	
2281	1,170	530	45.30	295	216	3	2	
2282	1,891	904	47.81	446	428	14	1	
2283	2,889	1,736	60.09	1,093	579	16	2	
2284	2,692	1,546	57.43	849	638	23	4	
2285	1,994	1,090	54.66	580	471	13	2	
2286	3,687	1,963	53.24	1,210	681	23	9	
2287	2,614	1,218	46.60	590	568	21	1	
2288	2,273	1,274	56.05	753	491	6	3	
2289	344	168	48.84	98	68	0	1	
2290	219	67	30.59	7	55	1	1	
2291	226	92	40.71	46	42	0	1	
2292	181	60	33.15	18	41	0	0	
2293	414	165	39.86	86	68	5	0	
2294	1,736	848	48.85	473	335	8	3	
2295	1,327	558	42.05	199	330	4	7	
2296	707	469	66.34	292	166	2	2	
2297	2,423	1,581	65.25	1,092	442	8	0	
2298	2,308	1,240	53.73	706	475	21	3	
2299	2,706	1,597	59.02	1,037	512	14	3	
2300	470	290	61.70	137	133	5	3	
2301	2,421	1,545	63.82	1,069	425	16	3	
2302	2,197	1,148	52.25	620	488	18	2	
2303	2,739	1,210	44.18	577	583	14	4	
2304	2,834	1,614	56.95	1,097	466	13	3	
2305	1,964	1,066	54.28	596	423	17	4	
2306	2,157	1,287	59.67	853	391	9	6	
2307	2,217	1,094	49.35	382	670	12	2	
2308	2,627	936	35.63	372	535	10	0	

DALLAS COUNTY GENERAL ELECTION
NOVEMBER 5, 1996

U S SENATOR

	D		E		M		L		N	
	R		E		P		O		L	
	P		G		R		A		B	
	A		M		L		E		I	
	M		S		D		F		U	
	%		%		%		%		%	
	r		b		e		l		t	
	g		s		g		s		s	
2309	2,620	1,653	63.09	1,132	467	11	3			
2310	1,334	403	30.21	123	259	6	4			
2311	1,976	1,281	64.83	929	325	11	4			
2312	23	10	43.48	8	2	0	0			
2313	2,181	1,457	66.80	1,009	405	9	5			
2314	2,298	1,064	46.30	535	492	6	4			
2315	2,715	1,051	38.71	603	410	10	0			
2316	2,169	1,176	54.22	664	482	9	3			
2317	2,651	1,359	51.26	774	521	14	8			
2318	2,081	1,247	59.92	741	466	13	3			
2319	2,531	875	34.57	266	579	7	1			
2320	334	165	49.40	66	93	2	0			
2321	357	55	15.41	2	51	0	0			
2322	1,581	832	52.62	446	358	10	4			
2323	1,374	601	43.74	267	314	8	4			
2324	2,095	581	27.73	357	205	4	2			
2325	2,514	1,179	46.90	621	529	6	4			
2326	1,409	832	59.05	474	338	9	0			
2327	2,867	1,654	57.69	1,071	533	15	3			
2328	1,042	470	45.11	81	378	2	1			
2329	2,128	1,245	58.51	692	534	5	1			
2330	218	87	39.91	28	58	0	0			
2331	32	6	18.75	4	2	0	0			
2332	5	2	40.00	2	0	0	0			
2333	169	56	33.14	13	41	0	0			
2334	860	380	44.19	150	211	8	1			
2335	257	99	38.52	38	56	1	0			
2336	247	88	35.63	40	45	2	0			
2337	257	134	52.14	75	55	1	0			
2338	268	116	43.28	56	56	1	0			
2339	842	288	34.20	95	182	7	1			
2340	105	52	49.52	5	45	1	0			
2341	363	180	49.59	54	115	1	0			
2342	878	346	39.41	137	196	5	1			
2343	622	231	37.14	68	155	3	1			
2344	554	266	48.01	113	145	2	1			
2345	372	149	40.05	38	104	1	1			
2346	1,034	816	78.92	612	179	6	1			

** COMBINED OFFICIAL CANVASS **

DALLAS COUNTY GENERAL ELECTION
NOVEMBER 5, 1996

U S SENATOR

	r e g	b l t s	%	D E M O C R A T I C A N	R E P U B L I C A N	L I B E R A L	N E I T H E R
2347	0	212	0.00	38	164	2	0
2348	1,083	474	43.77	187	262	6	3
2349	583	241	41.34	108	121	2	1
2350	1,080	440	40.74	196	231	7	0
2351	2,034	865	42.53	397	433	9	2
2352	0	0	0.00	0	0	0	0
2353	330	219	66.36	170	44	2	1
2354	61	50	81.97	39	11	0	0
2355	570	384	67.37	289	88	0	0
2356	129	49	37.98	34	11	2	0
2357	696	374	53.74	183	182	4	1
2358	692	327	47.25	168	146	5	0
2359	921	458	49.73	178	259	6	2
2360	743	124	16.69	24	93	2	0
2361	128	24	18.75	12	11	0	0
2362	614	396	64.50	211	170	5	2
2363	318	172	54.09	81	84	4	0
2364	0	0	0.00	0	0	0	0
2365	75	54	72.00	29	25	0	0
2366	12	6	50.00	5	0	0	0
2367	256	175	68.36	106	61	2	0
2368	158	109	68.99	74	32	1	0
2369	0	0	0.00	0	0	0	0
2370	277	133	48.01	51	76	1	0
2371	287	178	62.02	101	70	0	1
2372	1,409	767	54.44	601	145	5	2
2373	1,145	818	71.44	642	146	6	2
2374	269	140	52.04	65	69	1	0
2375	298	105	35.23	32	68	0	0
2376	0	2	0.00	1	1	0	0
2377	119	62	52.10	22	38	0	0
2378	253	123	48.62	54	65	0	0
2379	1	0	0.00	0	0	0	0
2380	1,638	924	56.41	412	469	13	2
2381	692	488	70.52	302	170	3	1
2382	97	71	73.20	48	22	0	0
2383	157	73	46.50	41	30	0	0
2384	2,473	1,296	52.41	742	496	18	7

** COMBINED OFFICIAL CANVASS **

DALLAS COUNTY GENERAL ELECTION
NOVEMBER 5, 1996

U S SENATOR

	r e g i s		%	D E M O C R A T I C P A R T Y		R E P U B L I C A N P A R T Y	
	g	s		M	S	D	F
2385	2,478	1,140	46.00	756	346	12	4
2386	1,837	973	52.97	625	323	11	5
2387	2,527	1,422	56.27	831	534	23	3
2388	3,759	2,315	61.59	1,344	892	19	2
2389	80	51	63.75	37	12	1	0
2390	0	1	0.00	1	0	0	0
2391	30	14	46.67	4	9	0	1
2392	30	7	23.33	3	4	0	0
2393	1,792	881	49.16	370	480	7	4
2394	1,055	450	42.65	243	189	7	1
2395	1,082	537	49.63	325	201	3	0
2396	982	605	61.61	355	220	11	2
3301	1,150	380	33.04	70	286	6	2
3302	545	293	53.76	64	215	4	1
3303	508	207	40.75	14	186	1	0
3304	1,071	416	38.84	36	359	8	1
3305	1,153	481	41.72	10	457	2	0
3306	1,116	601	53.85	232	356	6	0
3307	1,464	346	23.63	67	265	4	1
3308	3	5	166.67	3	2	0	0
3309	864	334	38.66	18	298	1	0
3310	1,516	155	10.22	68	79	2	2
3311	709	275	38.79	60	198	3	0
3312	2,882	998	34.63	276	660	8	9
3313	287	124	43.21	49	70	3	0
3314	2,585	1,274	49.28	79	1,151	0	0
3315	2,267	994	43.85	17	938	3	2
3316	217	83	38.25	9	70	0	0
3317	421	52	12.35	2	47	1	0
3318	2,260	1,027	45.44	25	962	4	0
3319	2,498	911	36.47	22	869	2	0
3320	796	320	40.20	15	293	1	0
3321	1,031	436	42.29	21	392	1	2
3322	1,507	702	46.58	10	671	1	0
3323	946	390	41.23	14	352	1	0
3324	1,133	527	46.51	10	484	2	1
3325	1,714	742	43.29	14	705	2	3
3326	942	292	31.00	5	268	1	0

** COMBINED OFFICIAL CANVASS **

DALLAS COUNTY GENERAL ELECTION
NOVEMBER 5, 1996

U S SENATOR

	r e g	b l t s	%	D E M O C R A T I C A N	R E P U B L I C A N	L I B E R A L	N E I T H E R	F
3327	327	182	55.66	59	113	2	3	
3328	1,137	514	45.21	81	408	6	0	
3329	1,322	619	46.82	148	445	3	2	
3330	1,971	1,056	53.58	397	607	12	3	
3331	2,350	1,151	48.98	408	691	11	3	
3332	520	263	50.58	11	244	1	0	
3333	1,468	678	46.19	16	647	0	0	
3334	1,106	590	53.35	29	552	0	0	
3335	2,105	966	45.89	27	912	3	1	
3336	1,754	728	41.51	18	673	3	1	
3337	3,030	1,455	48.02	54	1,361	3	0	
3338	1,811	929	51.30	18	880	1	2	
3339	123	66	53.66	10	51	4	0	
3340	2,007	863	43.00	164	656	6	7	
3341	350	177	50.57	9	167	0	0	
3342	446	171	38.34	53	109	2	1	
3343	2,861	1,326	46.35	258	1,001	5	3	
3344	1,825	768	42.08	170	564	4	1	
3345	870	352	40.46	39	289	3	1	
3346	2,080	773	37.16	307	435	5	4	
3347	2,812	1,132	40.26	555	531	12	6	
3348	1,475	602	40.81	21	566	0	1	
3349	510	180	35.29	16	157	0	0	
3350	477	200	41.93	46	149	0	0	
3351	61	23	37.70	0	22	1	0	
3352	868	483	55.65	178	278	6	3	
3353	948	358	37.76	29	313	3	1	
3354	1,179	547	46.40	201	309	3	4	
3355	1,887	853	45.20	339	456	11	4	
3356	2,798	1,402	50.11	88	1,272	2	1	
3357	1,814	902	49.72	30	838	1	1	
3358	822	334	40.63	136	181	6	1	
3359	891	384	43.10	166	192	6	2	
3360	2,750	1,256	45.67	732	476	18	7	
3361	277	138	49.82	25	107	0	0	
3362	1,247	488	39.13	19	451	1	0	
3363	2,742	1,341	48.91	28	1,279	2	1	
3364	527	150	28.46	41	99	0	1	

** COMBINED OFFICIAL CANVASS **

DALLAS COUNTY GENERAL ELECTION
NOVEMBER 5, 1996

U S SENATOR

	r e g	b l t s	%	D E M O C R A T I C A N	R E P U B L I C A N	L I B E R A L	N E I T E R M E D I A T E	U N K N O W N
3365	338	156	46.15	50	97	2	0	
3366	492	110	22.36	3	97	0	1	
3367	2,258	1,361	60.27	48	1,279	1	2	
3368	1,488	856	57.53	27	812	1	1	
3369	2,705	1,095	40.48	75	980	5	2	
3370	1,453	657	45.22	229	386	13	5	
3371	1,510	672	44.50	24	625	1	0	
3372	2,461	1,049	42.62	38	982	1	0	
3373	3,152	1,626	51.59	605	950	23	8	
3374	2,775	1,476	53.19	37	1,373	4	0	
3375	2,674	1,175	43.94	26	1,111	4	1	
3376	1,947	788	40.47	26	740	1	0	
3377	1,222	556	45.50	15	522	1	0	
3378	2,124	795	37.43	23	746	3	0	
3379	463	206	44.49	12	189	0	0	
3380	1,214	586	48.27	20	556	1	0	
3381	1,070	456	42.62	17	426	1	0	
3382	2,141	1,029	48.06	81	909	7	1	
3383	2,280	1,079	47.32	62	979	3	0	
3384	1,978	1,097	55.46	68	995	4	1	
3385	1,070	431	40.28	12	403	3	0	
3386	884	434	49.10	228	179	4	3	
3387	48	8	16.67	2	5	1	0	
3388	256	87	33.98	29	54	2	1	
3389	1,240	682	55.00	56	606	3	2	
3390	576	246	42.71	11	231	0	0	
3391	610	396	64.92	167	215	3	0	
3392	1,501	697	46.44	32	641	0	4	
3393	1,698	650	38.28	332	287	10	5	
3394	1,777	1,061	59.71	22	1,023	1	0	
3395	44	6	13.64	2	4	0	0	
3396	1,497	820	54.78	332	456	16	5	
3397	1,328	677	50.98	26	636	1	1	
3398	235	95	40.43	33	58	1	0	
3399	1,515	729	48.12	267	437	13	1	
3400	472	128	27.12	19	105	1	0	
3401	548	280	51.09	78	183	5	0	
3402	528	212	40.15	46	157	3	0	

DALLAS COUNTY GENERAL ELECTION
NOVEMBER 5, 1996

U S SENATOR

	r e g i s t r a t i o n		D E M O C R A T I C P A R T Y		R E P U B L I C A N P A R T Y		I N D E P E N D E N T	
	g	s	%	M	S	D	F	
3403	17	16	94.12	5	9	0	0	
3404	756	509	67.33	260	229	7	0	
3405	1,206	459	38.06	96	345	2	2	
3406	2,038	1,287	63.15	681	559	15	0	
3407	802	578	72.07	333	221	5	1	
3408	170	76	44.71	25	43	1	1	
3409	3	2	66.67	1	1	0	0	
3410	1,132	666	58.83	184	420	3	0	
3411	110	71	64.55	19	50	0	0	
3412	2,347	1,512	64.42	653	808	5	2	
3413	423	254	60.05	81	165	2	2	
3414	618	348	56.31	74	266	1	0	
3415	139	78	56.12	22	54	1	0	
3416	497	190	38.23	34	155	0	0	
3417	3	3	100.00	2	1	0	0	
3418	189	92	48.68	28	61	0	0	
3419	317	208	65.62	119	79	3	2	
3420	197	38	19.29	15	23	0	0	
3421	314	179	57.01	39	132	2	0	
3422	43	10	23.26	0	10	0	0	
3423	1	1	100.00	0	1	0	0	
3424	632	215	34.02	5	198	0	0	
3425	1,044	562	53.83	199	343	7	2	
3426	0	0	0.00	0	0	0	0	
3427	146	41	28.08	2	38	0	0	
3428	968	276	28.51	5	260	0	0	
3429	778	267	34.32	9	242	0	1	
3430	259	78	30.12	5	71	0	0	
3431	488	152	31.15	13	132	0	0	
3432	10	6	60.00	0	6	0	0	
3433	3	2	66.67	0	2	0	0	
3434	1,712	766	44.74	160	578	5	3	
3435	1,529	635	41.53	10	604	0	0	
3436	81	29	35.80	14	12	2	0	
3437	714	427	59.80	20	395	2	0	
3438	1,605	458	28.54	92	338	6	4	
3439	109	57	52.29	16	39	1	0	
3440	33	4	12.12	1	3	0	0	

DALLAS COUNTY GENERAL ELECTION
NOVEMBER 5, 1996

U S SENATOR

	r e g	b l t s	%	D E M O C R A T I C A N	R E P U B L I C A N	L I B E R A L	N E I T H E R
3441	164	75	45.73	10	62	1	0
3442	42	12	28.57	1	11	0	0
3443	1,557	826	53.05	366	438	8	1
3444	1,928	998	51.76	71	890	3	1
3445	1,515	844	55.71	57	754	5	1
3446	6	2	33.33	0	2	0	0
3447	520	265	50.96	121	138	3	0
3448	1,285	593	46.15	33	536	5	0
3449	245	90	36.73	7	79	1	0
3450	29	26	89.66	16	9	0	1
3451	418	258	61.72	154	96	3	0
3452	308	106	34.42	32	71	1	0
3453	1,489	814	54.67	184	596	19	2
3454	172	63	36.63	4	57	0	1
3455	412	154	37.38	9	140	0	0
3456	98	36	36.73	14	20	0	0
3457	222	93	41.89	37	50	1	0
3458	341	148	43.40	43	93	5	0
3459	288	111	38.54	4	103	0	0
3460	235	65	27.66	4	60	1	0
3461	183	13	7.10	2	10	1	0
3462	22	1	4.55	0	1	0	0
3463	803	234	29.14	50	179	1	0
3464	729	199	27.30	9	183	1	0
3465	247	98	39.68	30	68	0	0
3466	703	282	40.11	176	92	2	0
3467	232	98	42.24	13	76	1	1
3468	823	253	30.74	36	200	2	1
3469	6	0	0.00	0	0	0	0
3470	9	5	55.56	5	0	0	0
3471	887	300	33.82	46	244	0	1
3472	792	416	52.53	86	314	1	0
3473	882	505	57.26	161	326	3	0
3474	270	100	37.04	14	83	1	0
3475	106	72	67.92	31	39	2	0
3476	1,028	459	44.65	47	403	1	0
3477	315	145	46.03	30	114	0	0
3478	1,781	996	55.92	265	696	4	1

** COMBINED OFFICIAL CANVASS **

DALLAS COUNTY GENERAL ELECTION
NOVEMBER 5, 1996

U S SENATOR

	r e g i s t e r e d v o t e r s		%	D E M O C R A T I C	R E P U B L I C A N	L I B E R A L	N E U T R A L
3479	362	216	59.67	61	151	0	1
3480	3,248	1,446	44.52	192	1,201	4	4
3481	2,136	959	44.90	76	855	2	0
3482	2,476	1,653	66.76	222	1,373	10	1
3483	2,280	1,468	64.39	250	1,179	3	0
3484	2,389	1,319	55.21	145	1,137	2	1
3485	2,287	1,545	67.56	279	1,220	9	3
3486	2,383	976	40.96	520	425	2	2
3487	702	250	35.61	22	222	1	0
3488	1,860	816	43.87	32	763	1	1
3489	1,007	351	34.86	12	328	0	0
3490	410	134	32.68	8	123	0	0
3491	236	70	29.66	20	41	1	1
3492	281	144	51.25	4	135	1	0
3493	278	140	50.36	5	132	0	0
3494	0	1	0.00	0	1	0	0
3495	741	292	39.41	7	274	0	0
3496	13	0	0.00	0	0	0	0
3497	222	59	26.58	2	55	0	0
3498	248	139	56.05	46	88	0	1
3499	1,262	322	25.52	19	287	2	1
3500	224	26	11.61	8	17	0	0
3501	414	128	30.92	23	101	1	0
3502	97	4	4.12	0	4	0	0
3503	442	259	58.60	96	152	4	0
3504	134	68	50.75	25	41	0	0
3505	182	84	46.15	16	67	0	1
3506	478	223	46.65	65	144	3	0
3507	70	46	65.71	14	30	1	0
3508	230	108	46.96	11	93	0	0
3509	174	49	28.16	12	35	0	0
3510	57	23	40.35	9	14	0	0
3511	137	70	51.09	15	54	0	0
3512	0	0	0.00	0	0	0	0
3513	2	0	0.00	0	0	0	0
3514	390	179	45.90	64	102	2	0
3515	290	169	58.28	49	116	2	0
3516	659	228	34.60	41	173	2	4

** COMBINED OFFICIAL CANVASS **

DALLAS COUNTY GENERAL ELECTION
NOVEMBER 5, 1996

U S SENATOR

	r e g	b l t s	%	D E M O C R A T I C A N	R E P U B L I C A N	L I B E R A L	N E I T H E R
3517	48	12	25.00	1	11	0	0
3518	224	44	19.64	12	30	0	0
3519	1	0	0.00	0	0	0	0
3520	269	168	62.45	34	122	0	0
3521	541	191	35.30	77	105	1	0
3522	314	127	40.45	38	82	1	0
3523	945	370	39.15	49	302	4	1
3524	236	31	13.14	8	21	0	0
3525	3	1	33.33	0	1	0	0
3526	853	351	41.15	55	277	4	1
3527	350	154	44.00	31	118	2	0
3528	147	52	35.37	19	32	0	1
3529	95	43	45.26	12	27	2	0
3530	500	211	42.20	73	124	3	1
3531	254	138	54.33	76	57	1	1
3532	285	125	43.86	11	105	1	0
3533	1,248	500	40.06	151	325	5	2
3534	449	189	42.09	6	179	0	0
3535	367	197	53.68	22	161	1	0
3536	0	0	0.00	0	0	0	0
3537	44	13	29.55	1	10	0	0
3538	32	10	31.25	3	6	0	1
3539	317	67	21.14	17	49	0	0
3540	203	103	50.74	11	86	0	2
3541	39	15	38.46	11	3	0	0
3542	954	353	37.00	8	334	1	0
3543	545	255	46.79	130	115	1	1
3544	837	511	61.05	260	235	4	1
3545	248	51	20.56	6	42	1	0
3546	442	168	38.01	63	91	1	1
3547	479	271	56.58	104	142	3	3
3548	1	0	0.00	0	0	0	0
3549	40	22	55.00	6	15	0	0
3550	10	10	100.00	4	5	0	0
3551	127	54	42.52	4	46	0	0
3552	0	0	0.00	0	0	0	0
3553	59	25	42.37	2	22	1	0
3554	2	0	0.00	0	0	0	0

DALLAS COUNTY GENERAL ELECTION
NOVEMBER 5, 1996

U S SENATOR

	r e g	b l t s	%	D E M O C R A T I C A N	R E P U B L I C A N	L I B E R A L	N E I T H E R
3555	0	0	0.00	0	0	0	0
3556	148	62	41.89	17	42	1	0
3557	298	111	37.25	57	51	2	0
3558	1,563	731	46.77	374	333	6	1
3559	945	299	31.64	124	154	5	2
3560	170	73	42.94	23	44	1	0
3561	701	305	43.51	9	288	0	0
3562	585	184	31.45	82	93	5	1
3563	16	3	18.75	2	1	0	0
3564	185	65	35.14	15	47	1	1
3565	344	81	23.55	10	70	0	0
3566	155	75	48.39	33	36	2	0
3567	304	155	50.99	8	133	1	0
3568	212	80	37.74	22	55	1	0
3569	476	247	51.89	75	166	4	1
3570	0	0	0.00	0	0	0	0
3571	1,563	613	39.22	248	341	6	0
3572	886	244	27.54	14	221	0	0
3573	497	225	45.27	83	125	2	0
4401	2,551	1,359	53.27	766	538	17	8
4402	3,712	2,157	58.11	1,233	822	31	7
4403	2,775	1,457	52.50	788	601	18	4
4404	1,177	419	35.60	185	213	7	0
4405	792	505	63.76	78	413	2	2
4406	2,720	1,751	64.38	1,177	499	22	8
4407	2,844	1,198	42.12	577	561	11	4
4408	838	410	48.93	226	169	5	0
4409	1,500	601	40.07	206	360	5	3
4410	1,226	515	42.01	202	299	5	3
4411	2,590	928	35.83	74	820	7	1
4412	1,065	372	34.93	104	249	3	1
4413	2,181	1,277	58.55	719	516	10	2
4414	1,748	955	54.63	528	382	13	5
4415	2,806	1,563	55.70	838	647	26	9
4416	1,105	397	35.93	59	324	2	0
4417	1,675	1,042	62.21	657	347	6	3
4418	1,336	933	69.84	458	441	9	1
4419	533	278	52.16	90	178	3	1

** COMBINED OFFICIAL CANVASS **

DALLAS COUNTY GENERAL ELECTION
NOVEMBER 5, 1996

U S SENATOR

	D		E		M		L		N	
	R		E		P		O		L	
	P		G		R		A		H	
	A		M		L		E		I	
	M		S		D		F		U	
	%		M		S		D		F	
	r		b		e		l		g	
	e		l		s		t		s	
	g		s		%		M		S	
4420	644	433	67.24	242	180	5	1			
4421	1,647	849	51.55	352	466	12	4			
4422	1,061	393	37.04	86	293	2	0			
4423	1,492	745	49.93	331	370	14	6			
4424	1,988	923	46.43	410	473	11	3			
4425	2,244	1,124	50.09	551	538	11	3			
4426	1,296	568	43.83	187	349	5	5			
4427	2,462	1,096	44.52	254	610	4	3			
4428	1,146	309	26.96	101	192	1	3			
4429	1,557	659	42.32	201	431	3	2			
4430	1,066	596	55.91	223	346	7	2			
4431	1,229	538	43.78	120	402	2	1			
4432	2,489	1,007	40.46	239	712	8	5			
4433	938	391	41.68	199	171	8	2			
4434	1,844	877	47.56	270	582	12	3			
4435	1,279	509	39.80	90	368	3	3			
4436	547	257	46.98	144	101	6	0			
4437	1,859	842	45.29	406	392	14	5			
4438	1,280	587	45.86	253	294	14	0			
4439	1,694	795	46.93	277	495	5	0			
4440	171	77	45.03	37	36	0	0			
4441	2,080	1,195	57.45	631	517	10	2			
4442	544	272	50.00	147	113	3	2			
4443	2,204	1,233	55.94	707	481	9	4			
4444	1,036	586	56.56	129	442	4	0			
4445	1,410	898	63.69	337	525	11	2			
4446	1,795	878	48.91	483	364	9	1			
4447	395	287	72.66	154	118	2	2			
4448	479	297	62.00	111	177	2	1			
4449	885	542	61.24	379	136	7	1			
4450	536	191	35.63	82	92	2	3			
4451	541	66	12.20	12	53	1	0			
4452	1,549	705	45.51	335	338	6	2			
4453	2,617	1,414	54.03	869	490	13	5			
4454	1,045	542	51.87	171	347	1	2			
4455	415	121	29.16	30	86	0	1			
4456	1,573	642	40.81	335	279	5	2			
4457	240	103	42.92	52	46	1	1			

** COMBINED OFFICIAL CANVASS **

DALLAS COUNTY GENERAL ELECTION
NOVEMBER 5, 1996

U S SENATOR

	REGISTRATION		PARTY				
	REG	RES	DEM	REP	LIB	IND	OTH
	REG	RES	%	M	S	D	F
4458	758	364	48.02	103	248	5	3
4459	931	357	38.35	148	189	4	2
4460	2,327	863	37.09	201	633	6	1
4461	1,808	1,046	57.85	714	293	10	1
4462	1,124	758	67.44	505	238	6	1
4463	404	250	61.88	91	151	2	1
4464	2,735	1,607	58.76	979	556	21	7
4465	1,547	999	64.58	650	325	10	1
4466	2,349	1,210	51.51	685	471	9	6
4467	1,544	988	63.99	577	376	11	3
4468	546	331	60.62	190	124	4	2
4469	1,905	786	41.26	181	577	6	6
4470	979	492	50.26	143	337	4	0
4471	766	500	65.27	232	254	2	0
4472	1,947	923	47.41	478	403	15	3
4473	1,853	1,060	57.20	652	356	9	4
4474	2,206	1,244	56.39	705	493	13	6
4475	1,765	998	56.54	612	345	14	2
4476	2,580	1,669	64.69	1,124	497	14	1
4477	114	20	17.54	11	7	0	1
4478	2,378	1,420	59.71	642	735	4	4
4479	353	194	54.96	8	179	0	0
4480	1,728	919	53.18	502	377	7	5
4481	1,557	833	53.50	496	312	4	1
4482	434	169	38.94	70	87	5	0
4483	2,634	1,497	56.83	746	711	5	1
4484	2,261	1,185	52.41	631	509	16	5
4485	3,014	1,758	58.33	1,077	625	11	2
4486	1,957	1,168	59.68	657	479	6	0
4487	2,267	1,480	65.28	1,042	406	11	1
4488	993	547	55.09	296	228	5	1
4489	2,336	1,167	49.96	656	473	5	1
4490	1,160	769	66.29	471	276	7	1
4491	1,726	963	55.79	141	802	0	1
4492	3,216	1,883	58.55	1,054	767	14	4
4493	1,689	795	47.07	539	229	4	3
4494	1,737	906	52.16	231	649	3	5
4495	1,721	915	53.17	548	326	13	4

** COMBINED OFFICIAL CANVASS **

DALLAS COUNTY GENERAL ELECTION
NOVEMBER 5, 1996

U S SENATOR

	r e g i s t e r e d v o t e r s		%	D E M O C R A T I C	R E P U B L I C A N	L I B E R A L	N E U T R A L
4496	1,262	450	35.66	194	225	7	2
4497	51	16	31.37	6	10	0	0
4498	0	1	0.00	0	1	0	0
4499	3,485	1,860	53.37	738	1,063	11	6
4500	0	0	0.00	0	0	0	0
4501	2,210	979	44.30	580	357	8	3
4502	841	317	37.69	137	166	4	0
4503	913	327	35.82	68	247	2	2
4504	1,125	690	61.33	177	494	1	1
4505	1,674	974	58.18	677	266	8	2
4506	24	17	70.83	11	5	0	0
4507	1,530	837	54.71	516	272	13	6
4508	1,990	851	42.76	411	407	10	5
4509	2,653	1,324	49.91	494	782	10	4
4510	1,962	1,106	56.37	256	799	3	2
4511	764	254	33.25	62	182	1	0
4512	2,228	1,426	64.00	892	489	11	2
4513	1,265	710	56.13	344	345	5	2
4514	1,102	702	63.70	410	268	3	3
4515	1,060	395	37.26	227	152	4	1
4516	1,654	1,023	61.85	722	280	7	3
4517	2,546	1,581	62.10	946	597	17	1
4518	179	96	53.63	25	66	0	0
4519	1,610	940	58.39	488	422	8	1
4520	2,345	924	39.40	429	453	9	1
4521	786	297	37.79	168	114	4	0
4522	357	183	51.26	54	126	1	0
4523	0	0	0.00	0	0	0	0
4524	0	1	0.00	0	1	0	0
4525	304	108	35.53	49	55	2	1
4526	540	289	53.52	118	161	3	0
4527	116	73	62.93	41	30	1	0
4528	36	8	22.22	3	5	0	0
4529	240	47	19.58	28	16	1	0
4530	75	37	49.33	20	17	0	0
4531	0	0	0.00	0	0	0	0
4532	0	0	0.00	0	0	0	0
4533	96	51	53.13	17	29	1	0

** COMBINED OFFICIAL CANVASS **

DALLAS COUNTY GENERAL ELECTION
NOVEMBER 5, 1996

U S SENATOR

	r e g i s t e r e d v o t e r s		%	D E M O C R A T I C	R E P U B L I C A N	L I B E R A L	N E U T R A L
4534	912	593	65.02	393	180	3	3
4535	0	1	0.00	1	0	0	0
4536	53	17	32.08	9	8	0	0
4537	240	153	63.75	76	69	4	1
4538	1,794	1,060	59.09	756	273	8	6
4539	385	194	50.39	102	86	2	0
4540	208	134	64.42	91	37	2	0
4541	0	1	0.00	0	0	0	0
4542	1,635	1,001	61.22	507	474	4	1
4543	463	212	45.79	118	84	2	0
4544	0	1	0.00	0	0	0	0
4545	424	111	26.18	36	70	0	1
4546	397	147	37.03	43	100	2	0
4547	1,863	746	40.04	443	277	7	3
4548	378	141	37.30	40	99	1	0
4549	2,173	1,239	57.02	794	394	15	2
4550	318	107	33.65	33	71	1	0
4551	333	91	27.33	33	53	1	0
4552	291	141	48.45	65	72	2	0
4553	217	83	38.25	37	45	0	0
4554	60	37	61.67	17	17	0	0
4555	251	111	44.22	43	63	0	2
4556	0	0	0.00	0	0	0	0
4557	287	91	31.71	41	45	2	0
4558	1,974	1,016	51.47	540	437	14	4
4559	50	20	40.00	10	10	0	0
4560	411	185	45.01	71	110	0	0
4561	214	151	70.56	107	41	1	0
4562	443	136	30.70	54	75	0	3
4563	1,696	602	35.50	236	336	9	2
4564	443	131	29.57	45	76	3	1
4565	214	77	35.98	36	36	1	0
4566	313	130	41.53	55	72	1	0
4567	573	279	48.69	142	127	2	2
4568	733	457	62.35	267	175	3	3
4569	0	0	0.00	0	0	0	0
4570	0	1	0.00	0	1	0	0
4571	733	326	44.47	141	169	8	0

** COMBINED OFFICIAL CANVASS **

DALLAS COUNTY GENERAL ELECTION
NOVEMBER 5, 1996

U S SENATOR

	r e g i s t e r e d v o t e r s		%	D E M O C R A T I C	R E P U B L I C A N	L I B E R A L	N E U T R A L
4572	494	166	33.60	64	98	2	1
4573	0	0	0.00	0	0	0	0
4574	204	119	58.33	45	70	1	0
4575	1	1	100.00	1	0	0	0
4576	0	1	0.00	1	0	0	0
4577	351	58	16.52	4	53	0	0
4578	56	12	21.43	2	8	0	0
4579	262	113	43.13	35	75	1	0
4580	244	117	47.95	30	81	0	0
4581	476	141	29.62	31	105	1	1
4582	896	388	43.30	105	259	7	2
4583	0	1	0.00	0	1	0	0
4584	4	1	25.00	0	0	0	0
4585	553	364	65.82	229	122	3	1
4586	1,335	767	57.45	360	390	2	1
4587	1,324	578	43.66	212	328	11	6
4588	1,367	769	56.25	447	297	8	1
4589	50	9	18.00	2	6	0	0
4590	342	147	42.98	56	87	0	1
4591	3	9	300.00	2	6	0	0
4592	320	162	50.63	23	133	0	1
4593	335	111	33.13	70	38	2	0
4594	392	194	49.49	52	131	0	0
4595	472	282	59.75	108	163	2	1
4596	1,373	776	56.52	170	569	0	1
4597	275	140	50.91	43	91	1	0
4598	464	222	47.84	78	132	0	0
4599	118	72	61.02	27	40	1	0
4600	374	160	42.78	52	101	5	1
4601	194	89	45.88	43	44	0	0
4602	308	116	37.66	48	62	2	0
4603	624	386	61.86	173	202	1	4
4604	5	3	60.00	2	1	0	0
4605	2,060	1,193	57.91	619	537	13	3
4606	1	2	200.00	1	1	0	0
4607	177	75	42.37	37	37	0	0
4608	0	0	0.00	0	0	0	0
4609	226	123	54.42	65	54	1	2

** COMBINED OFFICIAL CANVASS **

DALLAS COUNTY GENERAL ELECTION
NOVEMBER 5, 1996

U S SENATOR

	R E P U B L I C A N P A R T Y		D E M O C R A T I C P A R T Y		L I B E R A L P A R T Y		N E I T H E R	
	r	b	%	A	L	I	H	F
	e	l		M	S	R	U	
	g	t		M	S	D	F	
4610	436	139	31.88	35	97	0	0	0
4611	309	115	37.22	105	9	0	0	0
4612	40	6	15.00	4	2	0	0	0
4613	1,389	693	49.89	234	428	2	3	
4614	268	139	51.87	102	30	1	0	
4615	1,897	1,156	60.94	566	543	11	4	
4616	523	179	34.23	60	115	1	0	
4617	651	240	36.87	87	145	3	1	
4618	920	505	54.89	241	253	1	1	
4619	1,104	655	59.33	449	187	6	2	
4620	0	0	0.00	0	0	0	0	
4621	473	174	36.79	20	148	1	0	
4622	138	78	56.52	26	46	3	0	
4623	156	70	44.87	22	46	0	0	
4624	749	372	49.67	119	240	4	0	
4625	1,097	681	62.08	390	266	6	2	
4626	1,584	833	52.59	455	346	12	5	
4627	626	326	52.08	137	176	2	0	
4628	308	205	66.56	138	64	2	0	
4629	815	462	56.69	285	148	4	3	
4630	447	239	53.47	90	140	1	0	
4631	394	149	37.82	87	57	3	0	
4632	274	135	49.27	43	88	2	0	
4633	0	1	0.00	0	1	0	0	
4634	484	250	51.65	119	128	1	0	
4635	820	437	53.29	276	150	1	2	
4636	107	59	55.14	23	34	1	0	
4637	0	0	0.00	0	0	0	0	
4638	601	353	58.74	230	117	0	0	
4639	3	0	0.00	0	0	0	0	
4640	147	80	54.42	16	58	1	0	
4641	722	251	34.76	143	96	4	0	
4642	147	44	29.93	13	26	1	0	
4643	270	127	47.04	30	92	2	0	
4644	650	339	52.15	163	160	3	0	
4645	45	24	53.33	5	18	0	0	
4646	618	297	48.06	5	284	1	0	
4647	208	92	44.23	47	42	1	0	

DALLAS COUNTY GENERAL ELECTION
NOVEMBER 5, 1996

U S SENATOR

	r e g i s t e r e d v o t e r s		%	D E M O C R A T I C	R E P U B L I C A N	L I B E R A L	N E U T R A L
4648	1,410	815	57.80	434	356	5	4
4649	1,515	473	31.22	183	269	5	1
4650	1,567	725	46.27	347	339	9	4
4651	1,661	1,008	60.69	227	744	4	1
4652	234	141	60.26	102	33	1	1
00LB	0	188	0.00	95	90	1	0
Election Wide	1059853	562,439	53.07	281,797	259,050	5,112	1,551
County wide	1059853	562,251	53.05	281,702	258,960	5,111	1,551
Cong. Dist 3	213,310	116,057	54.41	68,007	43,797	1,313	357
Cong. Dist 4	6,152	3,089	50.21	1,963	1,031	25	3
Cong. Dist 5	174,673	92,930	53.20	46,880	42,412	1,026	278
Cong. Dist 6	9,059	5,449	60.15	3,246	2,012	59	17
Cong. Dist 24	132,229	67,836	51.30	32,160	32,991	554	198
Cong. Dist 26	229,379	137,485	59.94	89,768	42,421	1,204	382
Cong. Dist 30	295,051	139,405	47.25	39,678	94,296	930	316
State Br ED Dist 11	41,847	24,158	57.73	14,557	8,814	203	56
State Br Ed Dist 12	597,506	339,890	56.88	208,620	118,562	3,354	995
State Br Ed Dist 13	420,500	198,203	47.14	58,525	131,584	1,554	500
State Sen. Dist 2	98,063	43,989	44.86	14,855	27,109	483	155
State Sen. Dist 8	204,811	123,593	60.34	79,906	38,718	1,139	343
State Sen. Dist 9	153,842	81,823	53.19	49,008	29,808	793	260
State Sen. Dist 16	340,109	187,573	55.15	108,251	72,382	2,007	555
State Sen. Dist 23	263,028	125,273	47.63	29,682	90,943	689	238
State Rep Dist 99	84,812	46,391	54.70	30,206	14,544	485	140
State Rep Dist 100	58,454	27,126	46.41	8,053	17,976	204	61
State Rep Dist 101	69,077	36,361	52.64	20,165	14,917	363	117
State Rep Dist 102	71,724	41,931	58.46	26,159	14,349	376	117
State Rep Dist 103	48,021	22,501	46.86	9,107	12,448	264	64
State Rep Dist 104	36,857	14,772	40.08	3,857	10,076	111	52
State Rep Dist 105	54,825	24,840	45.31	9,721	13,910	261	89
State Rep Dist 106	65,446	34,122	52.14	18,388	14,373	379	123
State Rep Dist 107	61,053	29,956	49.07	12,239	16,455	356	106
State Rep Dist 108	86,314	55,201	63.95	36,857	15,985	457	135
State Rep Dist 109	65,536	31,645	48.29	8,350	22,093	169	71
State Rep Dist 110	68,953	36,481	52.91	10,030	25,304	155	50
State Rep Dist 111	67,865	34,665	51.08	10,459	23,135	166	45

DALLAS COUNTY GENERAL ELECTION
NOVEMBER 5, 1996

U S SENATOR

	r	b						
	e	l	%	M	S	D	F	
	g	s						
State Rep Dist 112	69,721	40,498	58.09	25,291	13,669	507	121	
State Rep Dist 113	74,239	39,614	53.36	23,709	14,503	419	106	
State Rep Dist 114	76,956	46,147	59.97	29,111	15,223	439	154	
County Comm Dist 1	310,470	184,126	59.31	116,279	60,773	1,768	530	
County Comm Dist 2	274,007	147,792	53.94	84,171	58,146	1,572	437	
County Comm Dist 3	228,587	103,885	45.45	19,577	80,287	629	207	
County Comm Dist 4	246,789	126,448	51.24	61,675	59,754	1,142	377	
JP/Con Pct 1 Pl 1	177,794	105,044	59.08	61,671	38,987	949	287	
JP/Con Pct 2 Pl 1	142,900	75,605	52.91	46,285	26,346	844	253	
JP/Con Pct 3 Pl 1	157,207	95,404	60.69	59,917	32,039	934	289	
Con Pct 4	123,231	64,769	52.56	38,187	24,157	734	188	
JP/Con Pct 5 Pl 1	174,511	91,405	52.38	49,593	38,576	850	261	
JP/Con Pct 6 Pl 1	65,191	25,944	39.80	5,895	18,706	203	96	
Con Pct 7	95,932	47,853	49.88	10,148	36,118	209	61	
JP/Con Pct 8 Pl 1	123,087	56,227	45.68	10,006	44,031	388	116	

DALLAS COUNTY GENERAL ELECTION
NOVEMBER 5, 1996

UNITED STATES REPRESENTATIVE, DISTRICT 4

N
 L
 P
 L I B D
 R E M R O T H A
 J
 H A H A C K E J
 R
 L L R
 .

	r e g	b l t s	%	H A L L	H A L L	C K E R	J R
2315	2,715	1,051	38.71	520	427	25	6
2327	2,867	1,654	57.69	896	622	34	9
2355	570	384	67.37	241	99	1	2
2364	0	0	0.00	0	0	0	0
Election Wide	6,152	3,089	50.21	1,657	1,148	60	17
County wide	6,152	3,089	50.21	1,657	1,148	60	17
Cong. Dist 4	6,152	3,089	50.21	1,657	1,148	60	17
State Br Ed Dist 12	6,152	3,089	50.21	1,657	1,148	60	17
State Sen. Dist 16	6,152	3,089	50.21	1,657	1,148	60	17
State Rep Dist 101	570	384	67.37	241	99	1	2
State Rep Dist 113	5,582	2,705	48.46	1,416	1,049	59	15
County Comm Dist 2	6,152	3,089	50.21	1,657	1,148	60	17
Con Pct 4	5,582	2,705	48.46	1,416	1,049	59	15
JP/Con Pct 5 Pl 1	570	384	67.37	241	99	1	2

DALLAS COUNTY GENERAL ELECTION
NOVEMBER 5, 1996

	RAILROAD COMMISSIONER					CHIEF JUSTICE, SUPREME COURT					JUSTICE, SUPREME COURT, PLACE 1				
	REG	LIB	%	DEM	REP	DEM	REP	DEM	REP	DEM	REP	DEM	REP	DEM	REP
1101	2,865	1,876	65.48	1,392	322	41	8	1,370	330	55	1,261	404	48		
1102	2,939	1,792	60.97	1,318	328	30	11	1,265	356	53	1,160	446	46		
1103	2,623	1,788	68.17	1,350	284	27	1	1,347	302	22	1,228	368	21		
1104	2,524	1,693	67.08	1,242	308	20	10	1,200	315	37	1,101	387	37		
1105	2,244	1,408	62.75	920	349	51	15	874	372	73	791	442	62		
1106	1,574	1,071	68.04	769	200	28	2	745	219	33	703	247	29		
1107	2,773	2,068	74.58	1,616	309	31	6	1,573	323	39	1,454	393	36		
1108	2,771	1,673	60.38	1,061	425	49	21	1,011	467	68	947	519	58		
1109	231	93	40.26	54	32	4	0	52	30	7	41	41	8		
1110	2,265	1,611	71.13	1,211	274	31	11	1,169	304	40	1,051	372	47		
1111	2,225	1,523	68.45	1,069	322	38	5	1,021	337	47	944	387	46		
1112	1,283	690	53.78	432	201	19	3	407	208	29	375	237	24		
1113	905	398	43.98	198	165	6	2	176	178	15	166	190	8		
1114	2,212	1,211	54.75	783	306	40	8	747	322	52	673	381	39		
1115	635	410	64.57	264	113	6	2	256	114	14	228	134	12		
1116	2,946	1,245	42.26	807	322	34	13	774	328	55	700	389	48		
1117	1,215	752	61.89	516	172	11	6	497	181	25	456	210	22		
1118	1,256	801	63.77	523	204	27	7	495	226	32	461	248	27		
1119	2,459	1,471	59.82	896	445	29	11	857	470	45	774	532	40		
1120	870	338	38.85	103	199	7	4	101	199	16	88	211	9		
1121	682	397	58.21	215	144	7	4	203	152	17	172	176	13		
1122	2,456	1,606	65.39	1,252	239	30	7	1,207	246	48	1,114	316	38		
1123	2,764	1,772	64.11	1,285	316	35	17	1,257	334	47	1,152	410	41		
1124	1,508	965	63.99	648	232	17	5	629	223	35	563	283	25		
1125	306	97	31.70	47	39	3	1	46	39	4	41	43	4		
1126	1,674	999	59.68	534	384	23	7	506	382	43	453	443	28		
1127	1,390	969	69.71	613	266	22	9	580	287	31	506	341	29		
1128	1,013	746	73.64	520	164	10	4	497	180	14	445	203	21		
1129	2,454	1,748	71.23	1,310	326	21	6	1,290	325	36	1,195	384	36		
1130	2,489	1,867	75.01	1,409	306	37	9	1,375	320	36	1,269	399	30		
1131	1,999	1,539	76.99	1,196	227	19	7	1,186	223	24	1,100	276	23		
1132	1,524	959	62.93	597	285	14	3	580	286	24	524	326	27		
1133	1,458	1,095	75.10	858	145	8	3	845	158	10	783	191	12		
1134	1,466	1,075	73.33	749	237	17	5	746	244	23	682	292	13		
1135	1,073	822	76.61	500	229	10	4	511	223	16	472	254	13		
1136	1,471	955	64.92	647	223	29	5	618	241	40	543	298	41		

** COMBINED OFFICIAL CANVASS **

DALLAS COUNTY GENERAL ELECTION
NOVEMBER 5, 1996

REG	REG	%	RAILROAD COMMISSIONER			CHIEF JUSTICE, SUPREME COURT			JUSTICE, SUPREME COURT, PLACE 1				
			REP	DEM	LIB	REP	DEM	LIB	REP	DEM	LIB	REP	DEM
1137	1,717	1,144	66.63	706	344	17	7	670	350	40	597	409	35
1138	2,372	1,690	71.25	1,146	413	25	14	1,085	448	35	1,001	490	48
1139	1,217	422	34.68	106	283	8	4	98	281	16	89	296	10
1140	1,936	1,405	72.57	998	295	20	7	969	310	28	884	355	27
1141	1,211	744	61.44	403	264	20	9	366	287	29	333	313	24
1142	1,801	1,227	68.13	771	353	24	10	751	368	30	675	420	33
1143	1,489	1,052	70.65	761	198	21	6	742	211	27	691	249	30
1144	1,196	863	72.16	649	137	14	5	659	131	18	610	151	15
1145	521	381	73.13	329	34	3	2	322	35	5	308	45	4
1146	1,438	1,074	74.69	790	186	11	9	782	194	14	719	233	11
1147	1,842	1,214	65.91	835	277	17	2	810	274	28	752	330	22
1148	2,437	1,521	62.41	825	557	24	14	783	588	36	731	635	31
1149	2,745	1,605	58.47	940	503	32	13	890	532	47	786	593	46
1150	2,706	1,533	56.65	787	548	49	10	777	569	56	672	649	47
1151	705	529	75.04	354	139	4	3	347	135	7	327	149	7
1152	569	165	29.00	24	129	2	0	23	127	2	15	139	1
1153	1,965	999	50.84	372	502	45	9	359	498	63	294	552	53
1154	1,488	1,034	69.49	625	292	22	7	598	299	38	533	358	28
1155	1,912	1,173	61.35	55	1,032	7	6	38	1,043	11	27	1,054	9
1156	984	597	60.67	228	309	11	2	198	324	21	167	346	26
1157	2,046	1,494	73.02	1,095	282	19	5	1,086	267	28	1,021	318	23
1158	174	71	40.80	35	25	4	2	31	30	2	31	29	5
1159	1,226	751	61.26	414	265	16	6	397	271	26	346	314	19
1160	653	450	68.91	361	57	7	1	368	56	5	331	70	10
1161	2,241	1,459	65.10	1,108	241	22	6	1,102	240	22	1,020	293	30
1162	1,586	1,270	80.08	1,128	77	8	0	1,108	88	10	1,081	105	12
1163	3,091	2,312	74.80	1,942	211	25	7	1,881	255	41	1,838	273	37
1164	2,580	1,909	73.99	1,611	174	14	6	1,596	182	29	1,546	205	16
1165	1,309	1,018	77.77	854	103	10	2	846	105	15	809	122	19
1166	1,213	872	71.89	607	203	17	1	580	217	16	536	247	23
1167	2,731	1,599	58.55	1,086	365	37	11	1,023	408	51	941	479	47
1168	855	591	69.12	425	109	9	0	416	121	12	375	147	8
1169	294	7	2.38	4	1	0	0	4	2	0	4	2	0
1170	1,013	704	69.50	521	132	11	3	501	151	11	472	160	13
1171	3,004	2,032	67.64	1,676	202	30	2	1,618	233	49	1,597	242	30
1172	2,703	1,756	64.96	1,413	247	19	6	1,369	251	41	1,328	285	26

DALLAS COUNTY GENERAL ELECTION
NOVEMBER 5, 1996

	RAILROAD COMMISSIONER				CHIEF JUSTICE, SUPREME COURT				JUSTICE, SUPREME COURT, PLACE 1				
	REG	REGS	%	REP	DEM	LIB	IND	UNK	REP	DEM	LIB	IND	UNK
1173	2,453	1,169	47.66	828	244	28	4	793	270	31	721	331	24
1174	1,704	891	52.29	631	187	19	5	609	204	24	572	223	24
1175	2,767	1,551	56.05	1,100	323	18	5	1,070	336	25	983	387	29
1176	2,291	1,689	73.72	1,256	292	21	5	1,240	306	24	1,165	357	20
1177	3,095	1,584	51.18	968	445	31	11	911	493	44	841	531	40
1178	1,751	805	45.97	454	277	17	7	427	294	26	388	329	22
1179	443	215	48.53	105	89	8	0	106	94	5	95	101	5
1180	2,803	1,441	51.41	906	359	40	8	897	377	38	832	420	36
1181	1,548	98	6.33	63	27	1	0	60	31	1	51	34	2
1182	1,399	591	42.24	341	191	15	2	330	204	16	305	216	18
1183	1,882	1,201	63.82	855	253	18	8	832	256	34	764	311	29
1184	1,874	964	51.44	633	251	29	5	583	274	36	538	316	30
1185	1,948	1,226	62.94	877	251	21	3	833	273	32	769	325	31
1186	2,208	1,409	63.81	1,031	246	9	8	1,016	264	20	884	325	18
1187	1,188	883	74.33	716	102	10	1	697	116	11	669	132	6
1188	1,935	1,211	62.58	806	317	21	6	784	334	24	728	378	22
1189	1,206	766	63.52	508	200	8	1	502	196	13	467	234	9
1190	1,087	380	34.96	194	152	8	4	187	161	13	175	162	13
1191	2,322	1,282	55.21	526	639	26	10	502	646	36	442	696	31
1192	11	2	18.18	0	2	0	0	0	2	0	0	2	0
1193	0	0	0.00	0	0	0	0	0	0	0	0	0	0
1194	1,260	572	45.40	329	167	23	3	327	171	24	310	179	26
1195	0	1	0.00	1	0	0	0	1	0	0	1	0	0
1196	1,850	1,350	72.97	1,103	162	9	6	1,060	187	29	1,042	188	22
1197	1,108	876	79.06	731	80	7	5	695	103	15	680	102	12
1198	1,847	1,337	72.39	1,146	110	11	6	1,051	173	43	1,073	145	19
1199	2,373	1,378	58.07	915	320	44	10	869	344	62	776	422	62
1200	3,479	1,945	55.91	1,222	523	45	18	1,140	580	67	1,058	642	54
1201	1,739	1,108	63.71	791	210	17	7	786	217	31	711	269	23
1202	2,591	1,593	61.48	1,145	311	39	6	1,106	321	62	1,019	393	48
1203	1,370	969	70.73	844	65	11	3	821	78	22	814	76	14
1204	1,907	1,221	64.03	933	196	20	4	910	206	26	842	253	26
1205	1,831	1,318	71.98	1,049	162	24	2	1,050	163	23	965	208	21
1206	1,789	1,143	63.89	817	233	25	11	791	241	41	714	311	30
1207	1,251	843	67.39	641	130	5	4	652	118	15	595	149	12
1208	2,004	1,369	68.31	1,002	249	15	8	973	267	22	886	333	28

DALLAS COUNTY GENERAL ELECTION
NOVEMBER 5, 1996

	RAILROAD COMMISSIONER				CHIEF JUSTICE, SUPREME COURT				JUSTICE, SUPREME COURT, PLACE 1				
	REG	REGS	%	REG	REG	REG	REG	REG	REG	REG	REG	REG	REG
1209	2,080	1,306	62.79	871	296	16	8	855	305	26	767	363	25
1210	3,170	1,985	62.62	1,461	379	26	17	1,428	398	37	1,301	481	28
1211	2,910	1,331	45.74	827	382	23	6	790	409	35	727	474	24
1212	1,241	803	64.71	665	91	2	3	662	82	11	642	101	5
1213	1,005	401	39.90	112	250	16	5	98	263	17	80	285	12
1214	2,793	1,536	54.99	1,080	317	36	5	1,036	353	48	962	394	35
1215	210	90	42.86	55	23	3	3	47	30	4	45	34	2
1216	626	421	67.25	243	141	7	2	226	150	12	214	168	9
1217	347	195	56.20	120	54	7	1	114	55	12	107	60	12
1218	859	502	58.44	322	129	20	4	301	144	27	267	171	19
1219	1,505	1,146	76.15	807	251	15	5	785	259	24	742	287	16
1220	1,680	1,008	60.00	697	221	18	7	670	236	30	620	286	21
1221	1,821	806	44.26	461	274	16	6	446	284	24	402	322	22
1222	2,588	1,618	62.52	1,200	250	27	7	1,153	274	42	1,066	344	26
1223	2,533	1,622	64.03	1,165	298	19	8	1,144	315	33	1,048	370	32
1224	2,434	1,553	63.80	1,153	267	31	7	1,121	286	36	1,018	369	31
1225	2,648	1,434	54.15	973	323	29	5	935	355	36	858	394	34
1226	1,986	980	49.35	664	220	22	8	637	236	40	572	291	31
1227	2,304	1,640	71.18	1,219	297	18	5	1,213	306	20	1,135	352	26
1228	2,488	1,492	59.97	1,076	276	41	10	1,028	301	60	963	354	55
1229	886	439	49.55	298	89	8	6	305	97	6	270	109	12
1230	1,601	977	61.02	683	213	16	3	661	223	21	616	264	20
1231	2,709	1,350	49.83	929	312	29	6	869	350	32	820	395	29
1232	3,239	1,387	42.82	847	407	28	12	821	440	38	713	512	31
1233	718	201	27.99	66	119	5	2	62	116	11	52	134	4
1234	2	2	100.00	1	0	0	0	1	0	0	1	0	0
1235	2,558	1,609	62.90	1,227	257	28	3	1,192	277	45	1,099	339	47
1236	1,091	640	58.66	476	109	12	1	462	125	16	430	151	10
1237	2,755	1,329	48.24	973	246	21	3	951	266	39	889	314	30
1238	3,824	2,072	54.18	1,374	499	37	11	1,310	545	62	1,222	615	42
1239	14	1	7.14	0	1	0	0	0	1	0	0	1	0
1240	49	38	77.55	21	11	2	0	24	9	1	19	9	3
1241	8	36	450.00	1	0	1	0	1	1	0	2	0	0
1242	708	367	51.84	252	82	11	0	241	85	14	222	100	12
1243	463	252	54.43	154	76	5	2	144	85	6	136	88	6
1244	348	200	57.47	117	69	5	0	114	68	8	100	79	7

DALLAS COUNTY GENERAL ELECTION
NOVEMBER 5, 1996

REG	REG	%	RAILROAD COMMISSIONER			CHIEF JUSTICE, SUPREME COURT			JUSTICE, SUPREME COURT, PLACE 1				
			REP	DEM	LIB	REP	DEM	LIB	REP	DEM	LIB	REP	DEM
1245	78	44	56.41	30	9	2	0	28	8	2	25	10	4
1246	0	0	0.00	0	0	0	0	0	0	0	0	0	0
1247	147	66	44.90	41	19	2	0	40	17	3	35	22	0
1248	3	1	33.33	1	0	0	0	1	0	0	1	0	0
1249	155	113	72.90	98	8	2	0	95	11	1	93	12	1
1250	21	14	66.67	8	6	0	0	8	6	0	7	7	0
1251	252	71	28.17	14	50	2	0	13	49	5	14	52	1
1252	573	241	42.06	122	87	14	3	123	88	10	110	97	9
1253	85	47	55.29	22	22	0	0	19	25	0	19	25	0
1254	366	211	57.65	136	57	4	2	124	63	6	104	81	6
1255	207	64	30.92	31	31	0	0	27	31	2	21	35	2
1256	34	21	61.76	5	15	0	0	3	17	0	3	16	1
1257	61	40	65.57	25	10	0	1	21	13	1	22	11	2
1258	929	568	61.14	396	123	9	3	382	136	9	359	154	10
1259	112	80	71.43	56	19	0	0	51	19	1	49	18	0
1260	559	310	55.46	197	83	7	6	205	77	11	176	105	9
1261	147	48	32.65	20	23	2	0	20	21	2	16	24	3
1262	200	45	22.50	16	21	2	2	17	23	1	12	24	5
1263	0	0	0.00	0	0	0	0	0	0	0	0	0	0
1264	550	260	47.27	98	150	3	1	94	142	9	80	156	5
1265	7	4	57.14	1	3	0	0	1	3	0	1	3	0
1266	0	1	0.00	1	0	0	0	1	0	0	1	0	0
1267	190	85	44.74	34	42	0	2	32	45	1	34	43	1
1268	2,441	1,536	62.93	1,187	208	20	9	1,156	222	39	1,089	274	26
1269	87	37	42.53	16	14	1	2	16	16	1	13	18	1
1270	974	365	37.47	143	187	13	1	142	185	12	121	200	13
1271	3	1	33.33	0	1	0	0	0	1	0	0	1	0
1272	385	169	43.90	74	79	6	3	71	79	13	66	86	7
1273	8	2	25.00	0	2	0	0	0	2	0	0	2	0
1274	1,262	685	54.28	434	178	18	11	417	186	28	380	208	27
1275	6	1	16.67	1	0	0	0	1	0	0	1	0	0
1276	337	237	70.33	189	37	3	0	192	32	3	179	45	2
1277	1,098	490	44.63	226	225	12	2	207	232	19	184	246	23
1278	0	0	0.00	0	0	0	0	0	0	0	0	0	0
1279	155	95	61.29	36	44	3	0	35	45	2	37	45	2
1280	1,574	1,084	68.87	791	187	16	4	776	189	27	716	245	14

DALLAS COUNTY GENERAL ELECTION
NOVEMBER 5, 1996

r e g	b l t s	%	RAILROAD COMMISSIONER			CHIEF JUSTICE, SUPREME COURT			JUSTICE, SUPREME COURT, PLACE 1				
			R E P U B L I C A N	D E M O C R A T I C P A R T Y	L I B E R A L	R E P U B L I C A N	D E M O C R A T I C P A R T Y	L I B E R A L	R E P U B L I C A N	D E M O C R A T I C P A R T Y	L I B E R A L	R E P U B L I C A N	D E M O C R A T I C P A R T Y
1281	1,067	613	57.45	382	168	26	4	363	184	34	328	211	31
1282	1,004	590	58.76	345	162	25	8	345	164	33	303	197	31
1283	251	91	36.25	23	55	5	2	24	55	7	17	60	7
1284	80	34	42.50	18	14	1	0	18	15	0	16	16	1
1285	429	213	49.65	118	77	6	1	111	82	6	99	90	7
1286	996	270	27.11	217	40	1	0	220	34	2	209	41	2
1287	1,477	1,092	73.93	856	134	15	3	859	139	16	772	189	19
1288	280	209	74.64	180	13	6	1	177	20	1	168	24	5
1289	3	2	66.67	2	0	0	0	2	0	0	1	1	0
1290	378	279	73.81	224	29	4	3	231	23	4	220	30	4
1291	0	0	0.00	0	0	0	0	0	0	0	0	0	0
1292	1,806	641	35.49	215	358	24	7	187	373	32	164	402	26
1293	222	98	44.14	58	36	0	1	53	36	4	52	40	2
1294	0	49	0.00	22	23	1	0	19	25	3	19	27	1
1295	1,251	446	35.65	154	255	15	3	140	259	26	128	280	14
1296	1,043	253	24.26	92	138	5	2	80	148	6	70	150	10
1297	545	213	39.08	89	107	4	1	75	118	6	67	127	4
1298	1,431	581	40.60	255	268	18	7	264	264	13	220	302	11
1299	600	296	49.33	124	147	8	5	122	154	9	107	165	10
1300	11	5	45.45	4	1	0	0	3	1	0	2	2	0
1301	234	114	48.72	49	51	3	2	47	51	8	42	59	4
1302	1,506	263	17.46	166	86	3	0	169	79	5	151	95	3
1303	1,389	693	49.89	424	213	14	4	418	211	20	386	245	17
1304	184	507	275.54	246	225	9	5	230	226	21	208	249	13
1305	807	342	42.38	139	154	11	3	138	162	15	122	176	9
1306	644	403	62.58	290	79	6	3	292	79	7	268	95	8
1307	21	17	80.95	9	8	0	0	9	8	0	8	9	0
1308	844	632	74.88	458	123	8	3	475	107	11	436	134	8
1309	677	250	36.93	102	124	8	0	94	131	10	85	134	9
1310	63	51	80.95	43	5	0	0	41	5	0	41	5	0
1311	145	13	8.97	5	7	1	0	4	9	0	3	10	0
1312	850	633	74.47	515	83	3	2	513	84	4	496	97	3
1313	4	1	25.00	1	0	0	0	1	0	0	1	0	0
1314	33	14	42.42	6	5	0	0	6	4	3	5	5	2
1315	62	37	59.68	25	9	1	0	23	9	1	21	10	0
1316	995	652	65.53	452	155	7	6	426	160	21	386	184	22

DALLAS COUNTY GENERAL ELECTION
NOVEMBER 5, 1996

	RAILROAD COMMISSIONER				CHIEF JUSTICE, SUPREME COURT				JUSTICE, SUPREME COURT, PLACE 1				
	REG	REGS	%	REP	DEM	LIB	IND	OTH	REP	DEM	LIB	IND	OTH
1317	951	636	66.88	279	309	11	5	280	304	17	260	309	18
1318	372	271	72.85	184	61	5	1	176	67	5	165	77	3
1319	2	1	50.00	1	0	0	0	1	0	0	1	0	0
1320	491	324	65.99	231	64	2	0	220	75	3	214	76	4
1321	0	0	0.00	0	0	0	0	0	0	0	0	0	0
1322	1,684	628	37.29	320	238	18	5	312	248	20	275	273	27
1323	155	106	68.39	89	14	2	0	85	17	2	81	22	2
1324	685	303	44.23	166	119	5	2	152	127	10	124	147	13
1325	222	86	38.74	54	24	1	2	53	27	3	47	30	3
1326	507	292	57.59	190	82	4	0	182	88	5	165	99	4
1327	5	2	40.00	0	1	0	0	0	1	0	0	1	0
1328	585	352	60.17	186	141	4	3	178	140	11	158	161	7
1329	2,626	1,582	60.24	1,142	268	39	7	1,133	276	46	1,083	319	39
1330	129	93	72.09	70	19	0	0	65	22	2	56	31	0
1331	1,670	1,016	60.84	666	250	31	7	636	268	44	606	293	39
1332	95	19	20.00	6	11	1	1	5	11	2	5	11	2
1333	13	4	30.77	2	1	0	0	3	0	0	3	0	0
1334	93	29	31.18	17	7	0	2	17	8	3	15	9	3
1335	730	99	13.56	54	37	1	0	49	40	3	40	49	1
1336	407	207	50.86	80	108	3	0	71	112	5	61	122	3
1337	139	62	44.60	19	43	0	0	21	38	2	20	42	0
1338	431	218	50.58	80	117	7	1	76	114	11	63	128	9
1339	304	162	53.29	68	82	3	0	59	86	8	57	92	5
1340	473	349	73.78	271	59	4	1	272	56	8	253	69	3
1341	848	533	62.85	325	160	11	5	312	163	18	279	192	16
1342	191	127	66.49	95	26	1	1	90	29	3	85	34	2
1343	815	553	67.85	423	77	5	0	417	80	4	383	100	6
1344	347	240	69.16	164	52	1	1	178	46	4	149	66	4
1345	1,098	631	57.47	387	196	7	2	370	199	17	323	230	17
1346	270	155	57.41	75	64	3	0	67	70	5	61	78	3
1347	551	400	72.60	323	55	5	2	317	56	9	306	64	4
1348	291	94	32.30	30	58	0	0	29	56	2	23	60	0
1349	93	53	56.99	15	33	1	0	16	29	2	13	33	2
1350	468	279	59.62	201	57	3	1	192	65	5	183	71	0
1351	28	23	82.14	21	0	1	0	20	0	2	19	0	2
1352	136	78	57.35	33	38	1	1	34	39	0	31	41	0

DALLAS COUNTY GENERAL ELECTION
NOVEMBER 5, 1996

REG	TOT	%	RAILROAD COMMISSIONER			CHIEF JUSTICE, SUPREME COURT			JUSTICE, SUPREME COURT, PLACE 1			TOT	
			REP	DEM	LIB	REP	DEM	LIB	REP	DEM	LIB		
1353	188	95	50.53	28	57	3	1	27	57	4	26	58	3
1354	194	90	46.39	27	54	1	2	22	54	7	21	62	2
1355	557	248	44.52	72	150	5	3	61	155	11	54	162	10
1356	440	221	50.23	122	76	11	0	117	75	13	107	90	8
1357	234	88	37.61	49	28	2	0	45	33	3	43	35	1
1358	439	182	41.46	108	55	6	4	101	57	13	88	73	10
1359	395	142	35.95	70	55	9	2	61	63	11	51	68	13
1360	464	234	50.43	129	75	7	2	116	85	10	94	101	9
1361	1,133	550	48.54	181	312	13	3	170	315	21	146	336	15
1362	1,059	364	34.37	194	133	7	2	180	144	11	164	153	9
1363	12	8	66.67	5	2	0	0	4	3	0	4	2	0
1364	1,441	909	63.08	518	313	20	8	506	310	36	449	364	29
1365	4	3	75.00	1	1	0	0	3	0	0	3	0	0
1366	369	149	40.38	102	36	1	1	95	41	2	85	45	3
1367	700	271	38.71	182	65	5	2	186	60	6	172	69	6
1368	0	0	0.00	0	0	0	0	0	0	0	0	0	0
1369	1,483	753	50.78	395	298	18	2	356	322	25	316	364	13
1370	1,113	736	66.13	571	103	13	2	571	100	11	511	136	15
1371	2,392	1,118	46.74	790	224	18	7	771	244	28	717	290	24
1372	1,583	985	62.22	685	200	25	8	670	209	28	610	253	28
2201	1,275	738	57.88	503	182	11	6	474	184	26	451	212	14
2202	1,238	732	59.13	543	117	18	6	512	139	21	490	152	22
2203	3,071	1,726	56.20	1,229	338	36	11	1,187	370	55	1,082	440	49
2204	86	44	51.16	26	16	1	0	23	16	2	21	18	1
2205	1,399	794	56.75	500	223	22	3	459	248	37	430	276	34
2206	582	151	25.95	45	90	6	1	39	93	6	40	97	3
2207	2,374	752	31.68	441	245	18	7	418	251	32	381	282	27
2208	1,971	1,028	52.16	545	369	27	11	495	387	47	463	421	36
2209	2,936	1,822	62.06	1,344	327	28	11	1,298	348	42	1,229	412	26
2210	853	643	75.38	496	102	8	2	475	107	20	443	130	16
2211	981	611	62.28	372	167	17	6	342	188	26	318	210	23
2212	1,859	1,117	60.09	679	341	20	11	627	373	33	573	412	31
2213	2,012	670	33.30	324	270	25	2	282	292	38	274	308	23
2214	1,594	884	55.46	527	264	19	4	503	275	28	459	314	20
2215	1,182	607	51.35	45	534	4	3	42	538	6	40	540	2
2216	2,969	1,389	46.78	721	519	42	12	678	550	40	620	598	35

DALLAS COUNTY GENERAL ELECTION
NOVEMBER 5, 1996

r e g	b l t s	%	RAILROAD COMMISSIONER			CHIEF JUSTICE, SUPREME COURT			JUSTICE, SUPREME COURT, PLACE 1				
			R E P U B L I C A N D E M O C R A T I C A N	L I B E R A L	I N D E P E N D E N T	R E P U B L I C A N	D E M O C R A T I C A N	L I B E R A L	P A R T Y	R E P U B L I C A N	D E M O C R A T I C A N	L I B E R A L	I N D E P E N D E N T
2217	2,318	1,677	72.35	1,300	236	27	5	1,291	231	36	1,193	306	33
2218	1,809	1,252	69.21	867	269	17	10	814	307	33	752	344	34
2219	1,575	1,041	66.10	690	263	25	4	659	262	35	611	306	27
2220	3,011	1,575	52.31	922	493	33	14	842	545	49	784	589	47
2221	2,366	1,230	51.99	831	307	15	5	784	327	22	734	367	24
2222	2,278	1,501	65.89	1,160	220	21	12	1,120	231	31	1,056	284	32
2223	2,432	1,636	67.27	1,027	459	33	10	982	466	55	899	525	55
2224	2,486	1,786	71.84	1,271	364	25	5	1,246	380	33	1,132	457	36
2225	1,364	752	55.13	403	260	29	6	378	266	39	332	300	31
2226	1,468	687	46.80	315	304	15	6	275	319	30	264	347	20
2227	1,022	689	67.42	438	191	20	7	420	186	27	364	231	26
2228	2,392	1,436	60.03	934	377	25	14	902	385	46	819	458	39
2229	966	672	69.57	447	159	13	9	428	172	21	390	202	19
2230	1,340	655	48.88	331	251	19	7	300	267	44	270	291	33
2231	775	507	65.42	325	149	7	4	305	144	13	285	161	11
2232	2,188	1,195	54.62	630	466	24	8	562	510	42	528	545	36
2233	1,100	651	59.18	406	182	9	6	382	202	17	351	222	18
2234	2,938	1,569	53.40	943	481	26	17	876	527	48	780	607	44
2235	2,929	1,435	48.99	874	435	32	7	814	464	49	757	502	40
2236	2,763	1,201	43.47	710	368	27	14	671	401	43	603	450	34
2237	1,412	886	62.75	704	125	10	6	706	117	15	675	135	15
2238	1,573	785	49.90	412	311	15	4	396	311	24	363	346	23
2239	2,254	841	37.31	392	372	18	3	370	390	23	341	414	20
2240	847	479	56.55	216	200	18	8	213	200	27	205	220	14
2241	1,127	686	60.87	467	162	14	4	457	164	19	422	181	22
2242	1,803	1,278	70.88	844	313	22	11	852	305	27	777	356	33
2243	2,631	1,870	71.08	1,237	463	23	8	1,248	444	37	1,136	527	29
2244	321	221	68.85	132	69	1	0	123	77	5	118	80	5
2245	1,489	677	45.47	373	245	19	3	360	256	28	330	281	21
2246	1,832	942	51.42	525	337	18	5	475	355	31	437	390	25
2247	1,365	839	61.47	576	199	9	6	546	213	17	504	242	17
2248	1,692	666	39.36	336	257	19	6	311	270	27	285	302	21
2249	976	614	62.91	455	91	14	4	450	99	10	429	105	15
2250	2,462	1,343	54.55	840	373	33	5	774	401	52	734	444	40
2251	296	192	64.86	104	71	5	0	105	71	2	96	77	5
2252	175	132	75.43	87	34	3	1	91	27	2	85	34	2

DALLAS COUNTY GENERAL ELECTION
NOVEMBER 5, 1996

REG	REG	%	RAILROAD COMMISSIONER			CHIEF JUSTICE, SUPREME COURT			JUSTICE, SUPREME COURT, PLACE 1				
			REP	DEM	LIB	REP	DEM	LIB	REP	DEM	LIB	IND	
2253	999	616	61.66	353	197	15	6	327	225	24	299	240	17
2254	1,156	721	62.37	436	212	15	5	407	218	33	374	258	18
2255	2,399	1,251	52.15	784	369	22	8	739	386	36	702	426	28
2256	58	28	48.28	9	14	1	0	9	14	1	9	15	1
2257	859	490	57.04	335	106	9	3	313	113	19	295	127	12
2258	1,487	768	51.65	451	232	25	6	410	263	30	365	288	31
2259	2,536	1,482	58.44	942	412	23	6	905	425	35	825	478	29
2260	2,721	1,595	58.62	1,032	416	43	18	985	427	75	892	515	57
2261	2,061	1,036	50.27	560	379	32	12	529	405	45	473	447	43
2262	983	716	72.84	547	117	6	2	529	127	16	490	153	18
2263	1,651	958	58.03	542	335	19	5	501	354	30	457	399	25
2264	1,621	561	34.61	229	285	20	6	217	296	22	198	305	25
2265	1,253	762	60.81	539	155	13	2	528	159	21	474	201	16
2266	1,316	1,018	77.36	785	141	14	6	766	158	22	705	192	24
2267	1,217	594	48.81	338	189	17	5	312	207	25	279	246	15
2268	1,766	999	56.57	620	277	22	8	579	297	31	537	337	29
2269	2,926	1,433	48.97	824	497	30	12	748	539	51	697	575	45
2270	3,036	1,254	41.30	716	414	39	9	655	458	57	600	508	49
2271	1,258	924	73.45	671	179	14	7	661	177	18	612	210	23
2272	2,166	1,058	48.85	543	430	14	11	511	432	46	474	476	30
2273	2,059	1,371	66.59	850	408	25	8	811	416	52	758	483	34
2274	2,981	1,646	55.22	1,030	459	45	13	983	492	56	892	577	32
2275	2,807	1,427	50.84	780	500	46	11	726	526	71	669	591	56
2276	1,208	818	67.72	567	169	13	4	553	173	24	504	203	17
2277	2,677	1,861	69.52	1,248	453	31	6	1,217	460	49	1,090	552	32
2278	1,397	740	52.97	421	251	17	8	389	263	23	359	301	18
2279	3,408	1,893	55.55	1,181	550	38	8	1,134	570	60	1,060	626	54
2280	3,804	1,955	51.39	1,104	657	66	11	1,063	682	78	953	778	83
2281	1,170	530	45.30	329	147	11	4	308	157	15	278	190	12
2282	1,891	904	47.81	520	303	22	8	472	332	31	432	361	31
2283	2,889	1,736	60.09	1,153	399	38	14	1,091	447	52	1,021	493	51
2284	2,692	1,546	57.43	996	403	23	11	955	409	49	867	490	29
2285	1,994	1,090	54.66	630	364	30	4	589	379	49	540	424	36
2286	3,687	1,963	53.24	1,266	505	47	15	1,201	525	87	1,108	622	58
2287	2,614	1,218	46.60	665	454	23	8	628	482	38	552	540	40
2288	2,273	1,274	56.05	827	343	15	13	793	359	38	728	418	24

DALLAS COUNTY GENERAL ELECTION
NOVEMBER 5, 1996

REG	RAILROAD COMMISSIONER				CHIEF JUSTICE, SUPREME COURT				JUSTICE, SUPREME COURT, PLACE 1				
	REG	REG	%	REG	REG	REG	REG	REG	REG	REG	REG	REG	REG
2289	344	168	48.84	105	52	1	1	92	58	7	88	66	3
2290	219	67	30.59	9	49	4	1	4	50	7	4	52	6
2291	226	92	40.71	51	33	0	0	43	37	3	41	41	2
2292	181	60	33.15	23	35	0	0	23	34	2	18	41	1
2293	414	165	39.86	83	66	2	1	80	66	4	73	71	5
2294	1,736	848	48.85	528	237	13	4	505	254	18	477	271	20
2295	1,327	558	42.05	227	286	6	5	207	295	15	188	312	11
2296	707	469	66.34	328	104	8	2	302	119	13	289	135	12
2297	2,423	1,581	65.25	1,127	308	28	10	1,095	329	30	986	397	34
2298	2,308	1,240	53.73	759	365	32	5	717	383	49	656	436	40
2299	2,706	1,597	59.02	1,095	344	36	6	1,058	365	51	991	413	38
2300	470	290	61.70	143	118	5	5	130	130	11	122	132	10
2301	2,421	1,545	63.82	1,106	305	24	10	1,047	334	42	967	394	30
2302	2,197	1,148	52.25	701	331	36	6	660	354	54	625	387	38
2303	2,739	1,210	44.18	675	432	26	4	617	468	41	576	513	31
2304	2,834	1,614	56.95	1,167	332	29	7	1,132	345	38	1,045	416	37
2305	1,964	1,066	54.28	675	292	32	5	617	317	47	556	379	44
2306	2,157	1,287	59.67	890	279	26	12	846	302	43	810	340	30
2307	2,217	1,094	49.35	414	592	27	6	397	586	44	360	638	27
2308	2,627	936	35.63	432	443	17	3	393	467	30	357	506	16
2309	2,620	1,653	63.09	1,222	297	22	6	1,183	324	27	1,102	374	27
2310	1,334	403	30.21	122	234	10	6	120	236	17	110	248	13
2311	1,976	1,281	64.83	978	205	21	8	960	205	29	911	242	26
2312	23	10	43.48	8	2	0	0	8	2	0	8	2	0
2313	2,181	1,457	66.80	1,060	257	22	11	1,019	274	38	939	322	38
2314	2,298	1,064	46.30	592	390	16	9	559	401	28	508	459	23
2315	2,715	1,051	38.71	649	305	26	5	606	325	46	564	369	30
2316	2,169	1,176	54.22	763	296	23	9	730	314	35	660	373	26
2317	2,651	1,359	51.26	833	391	37	14	796	428	48	723	488	39
2318	2,081	1,247	59.92	833	284	35	3	787	320	39	728	381	30
2319	2,531	875	34.57	294	508	13	6	261	520	27	243	542	19
2320	334	165	49.40	72	83	6	0	69	82	8	61	92	4
2321	357	55	15.41	3	50	0	0	2	51	0	2	50	1
2322	1,581	832	52.62	512	251	16	10	465	275	33	422	316	29
2323	1,374	601	43.74	291	255	18	6	274	267	27	258	288	21
2324	2,095	581	27.73	360	165	12	4	346	178	16	326	194	12

DALLAS COUNTY GENERAL ELECTION
NOVEMBER 5, 1996

	RAILROAD COMMISSIONER				CHIEF JUSTICE, SUPREME COURT				JUSTICE, SUPREME COURT, PLACE 1				
	REG	REGS	%	REP	DEM	LIB	IND	GRU	REP	DEM	LIB	IND	GRU
2325	2,514	1,179	46.90	668	400	24	7	627	423	31	550	476	36
2326	1,409	832	59.05	534	222	22	5	510	235	35	465	265	29
2327	2,867	1,654	57.69	1,101	400	34	6	1,034	435	53	988	488	51
2328	1,042	470	45.11	105	339	7	0	87	348	14	80	359	12
2329	2,128	1,245	58.51	813	322	17	8	778	342	32	701	391	22
2330	218	87	39.91	31	51	1	1	26	56	1	22	59	1
2331	32	6	18.75	4	2	0	0	4	2	0	4	2	0
2332	5	2	40.00	2	0	0	0	2	0	0	2	0	0
2333	169	56	33.14	16	39	1	0	15	39	1	14	40	2
2334	860	380	44.19	171	165	12	4	163	177	12	147	189	12
2335	257	99	38.52	43	46	3	0	41	50	2	37	51	2
2336	247	88	35.63	45	38	2	1	42	41	2	38	43	3
2337	257	134	52.14	87	37	1	0	77	44	5	77	44	2
2338	268	116	43.28	64	42	1	1	53	45	4	48	51	2
2339	842	288	34.20	95	153	19	4	82	171	18	81	177	14
2340	105	52	49.52	5	45	1	0	5	44	2	4	46	1
2341	363	180	49.59	58	105	2	2	50	109	5	50	107	6
2342	878	346	39.41	156	158	7	0	144	166	9	127	176	6
2343	622	231	37.14	78	137	6	3	66	144	13	62	148	11
2344	554	266	48.01	133	107	6	5	122	110	17	109	125	8
2345	372	149	40.05	42	96	5	2	39	95	8	31	107	6
2346	1,034	816	78.92	657	107	9	3	641	113	16	598	143	19
2347	0	212	0.00	42	155	5	2	38	158	4	33	163	4
2348	1,083	474	43.77	206	215	11	6	196	212	24	181	231	14
2349	583	241	41.34	125	93	4	1	110	101	11	97	113	8
2350	1,080	440	40.74	231	178	6	2	214	193	7	189	209	14
2351	2,034	865	42.53	437	334	17	5	397	350	41	353	392	29
2352	0	0	0.00	0	0	0	0	0	0	0	0	0	0
2353	330	219	66.36	171	36	2	2	159	42	7	151	45	4
2354	61	50	81.97	36	11	0	3	37	10	2	38	10	2
2355	570	384	67.37	296	50	7	2	288	57	7	280	65	2
2356	129	49	37.98	39	8	1	0	35	8	2	33	12	0
2357	696	374	53.74	212	132	9	3	195	144	14	173	171	9
2358	692	327	47.25	186	112	7	3	176	123	11	165	132	7
2359	921	458	49.73	211	195	12	4	182	206	23	166	232	14
2360	743	124	16.69	27	89	1	1	22	89	5	22	91	2

DALLAS COUNTY GENERAL ELECTION
NOVEMBER 5, 1996

	RAILROAD COMMISSIONER				CHIEF JUSTICE, SUPREME COURT				JUSTICE, SUPREME COURT, PLACE 1				
	reg	lts	%										
2361	128	24	18.75	12	9	0	0	10	10	0	9	11	0
2362	614	396	64.50	238	118	8	2	221	134	12	202	148	8
2363	318	172	54.09	90	70	5	0	80	69	12	74	80	8
2364	0	0	0.00	0	0	0	0	0	0	0	0	0	0
2365	75	54	72.00	29	23	1	0	30	21	1	27	25	0
2366	12	6	50.00	5	0	0	0	5	0	0	5	0	0
2367	256	175	68.36	102	52	4	2	98	55	5	93	59	7
2368	158	109	68.99	80	20	3	0	75	21	4	65	29	5
2369	0	0	0.00	0	0	0	0	0	0	0	0	0	0
2370	277	133	48.01	55	68	1	0	55	64	2	44	76	1
2371	287	178	62.02	104	57	0	1	105	56	1	93	62	4
2372	1,409	767	54.44	612	88	13	4	597	96	15	573	106	17
2373	1,145	818	71.44	661	94	10	5	662	101	10	613	132	7
2374	269	140	52.04	75	55	6	0	65	60	7	62	67	4
2375	298	105	35.23	33	64	1	0	30	63	2	25	70	1
2376	0	2	0.00	1	1	0	0	1	1	0	1	1	0
2377	119	62	52.10	26	32	0	0	22	34	2	20	35	3
2378	253	123	48.62	56	58	1	2	52	60	6	43	64	8
2379	1	0	0.00	0	0	0	0	0	0	0	0	0	0
2380	1,638	924	56.41	479	342	28	8	458	346	39	401	394	37
2381	692	488	70.52	317	128	10	0	314	130	12	289	145	9
2382	97	71	73.20	54	12	1	1	54	14	1	45	15	3
2383	157	73	46.50	50	22	1	0	40	24	4	38	27	2
2384	2,473	1,296	52.41	793	382	25	8	737	414	44	697	451	37
2385	2,478	1,140	46.00	814	233	26	6	760	257	52	709	298	38
2386	1,837	973	52.97	653	240	26	3	613	262	40	579	302	27
2387	2,527	1,422	56.27	879	415	25	9	829	428	54	744	516	39
2388	3,759	2,315	61.59	1,478	638	32	21	1,429	673	54	1,320	758	52
2389	80	51	63.75	37	8	0	3	34	11	2	29	14	0
2390	0	1	0.00	0	1	0	0	1	0	0	1	0	0
2391	30	14	46.67	7	5	0	1	5	6	2	4	8	1
2392	30	7	23.33	3	4	0	0	2	5	0	1	6	0
2393	1,792	881	49.16	426	375	26	5	393	385	45	355	442	31
2394	1,055	450	42.65	263	149	12	2	241	165	18	215	181	17
2395	1,082	537	49.63	334	150	12	4	319	154	19	299	177	12
2396	982	605	61.61	385	166	14	0	368	180	19	336	198	18

DALLAS COUNTY GENERAL ELECTION
NOVEMBER 5, 1996

	RAILROAD COMMISSIONER			CHIEF JUSTICE, SUPREME COURT				JUSTICE, SUPREME COURT, PLACE 1					
	reg	votes	%	Dem	Rep	Ind	Green	Dem	Rep	Ind	Green	Dem	Rep
3301	1,150	380	33.04	80	255	9	3	73	262	15	65	273	11
3302	545	293	53.76	86	182	6	4	75	182	13	67	198	6
3303	508	207	40.75	29	168	1	0	20	169	3	20	174	1
3304	1,071	416	38.84	66	312	11	7	56	319	22	42	338	14
3305	1,153	481	41.72	16	448	4	2	9	454	4	6	457	2
3306	1,116	601	53.85	276	276	12	4	259	290	20	232	315	17
3307	1,464	346	23.63	80	236	12	1	76	232	15	62	251	11
3308	3	5	166.67	2	2	1	0	2	2	1	2	2	1
3309	864	334	38.66	19	289	1	2	13	289	5	11	293	3
3310	1,516	155	10.22	76	62	5	2	65	70	8	64	72	4
3311	709	275	38.79	69	186	5	1	61	186	7	53	194	7
3312	2,882	998	34.63	307	574	28	7	286	563	57	271	594	38
3313	287	124	43.21	52	58	4	1	46	59	10	39	69	7
3314	2,585	1,274	49.28	82	1,113	11	4	54	1,140	10	42	1,159	10
3315	2,267	994	43.85	16	919	10	4	10	926	9	8	929	5
3316	217	83	38.25	6	70	1	0	6	69	2	4	73	1
3317	421	52	12.35	4	42	2	0	3	40	3	2	43	2
3318	2,260	1,027	45.44	33	930	5	0	17	938	6	10	950	5
3319	2,498	911	36.47	29	848	2	1	20	851	6	16	863	0
3320	796	320	40.20	13	293	2	1	8	292	4	6	301	2
3321	1,031	436	42.29	18	379	4	3	10	387	4	11	388	3
3322	1,507	702	46.58	13	660	2	0	7	660	5	9	659	5
3323	946	390	41.23	15	350	4	0	10	350	4	9	357	2
3324	1,133	527	46.51	13	473	0	3	6	478	2	8	476	3
3325	1,714	742	43.29	14	690	3	2	10	696	6	9	698	3
3326	942	292	31.00	5	264	0	0	2	265	3	1	268	0
3327	327	182	55.66	64	93	5	4	58	96	8	56	98	4
3328	1,137	514	45.21	92	393	4	2	72	402	8	64	416	4
3329	1,322	619	46.82	160	406	5	6	141	403	21	132	418	11
3330	1,971	1,056	53.58	422	529	10	7	377	552	25	345	583	19
3331	2,350	1,151	48.98	420	612	22	12	380	633	41	360	661	19
3332	520	263	50.58	13	237	4	0	10	241	3	5	247	2
3333	1,468	678	46.19	24	631	3	1	12	632	9	10	641	3
3334	1,106	590	53.35	27	528	4	1	18	533	6	13	544	4
3335	2,105	966	45.89	26	898	2	1	17	900	8	17	902	4
3336	1,754	728	41.51	10	670	7	2	6	674	8	2	682	5

** COMBINED OFFICIAL CANVASS **

DALLAS COUNTY GENERAL ELECTION
NOVEMBER 5, 1996

	RAILROAD COMMISSIONER			CHIEF JUSTICE, SUPREME COURT					JUSTICE, SUPREME COURT, PLACE 1				
	REG	REGS	%	DEM	REP	IND	LIB	OTH	DEM	REP	IND	LIB	OTH
3337	3,030	1,455	48.02	49	1,330	10	6	23	1,348	18	27	1,365	3
3338	1,811	929	51.30	29	855	5	0	9	865	10	6	875	5
3339	123	66	53.66	20	41	2	2	12	43	6	10	47	4
3340	2,007	863	43.00	182	603	16	6	163	616	32	142	647	14
3341	350	177	50.57	10	162	4	0	7	166	3	3	169	3
3342	446	171	38.34	64	92	2	0	49	96	13	45	104	4
3343	2,861	1,326	46.35	258	960	18	7	225	977	26	199	1,013	21
3344	1,825	768	42.08	202	513	10	3	171	526	19	142	565	13
3345	870	352	40.46	53	272	1	4	36	285	7	33	289	6
3346	2,080	773	37.16	332	371	23	7	290	394	40	285	407	26
3347	2,812	1,132	40.26	637	391	23	18	585	427	48	530	488	32
3348	1,475	602	40.81	17	564	3	1	16	561	6	8	575	3
3349	510	180	35.29	11	159	1	1	10	158	1	10	158	1
3350	477	200	41.93	40	144	2	0	38	143	7	36	146	5
3351	61	23	37.70	0	22	0	0	0	22	0	0	22	0
3352	868	483	55.65	187	241	10	4	171	233	19	155	259	13
3353	948	358	37.76	30	288	5	2	41	263	13	27	283	9
3354	1,179	547	46.40	215	272	11	9	193	278	22	172	309	18
3355	1,887	853	45.20	382	385	19	4	337	388	39	312	438	26
3356	2,798	1,402	50.11	82	1,264	2	1	64	1,273	9	59	1,280	9
3357	1,814	902	49.72	35	831	1	0	24	840	7	14	855	4
3358	822	334	40.63	145	144	11	3	136	151	14	121	167	14
3359	891	384	43.10	180	160	8	5	163	167	17	149	184	12
3360	2,750	1,256	45.67	754	364	31	14	685	385	62	645	450	32
3361	277	138	49.82	27	99	0	1	21	105	2	17	105	3
3362	1,247	488	39.13	17	444	2	5	13	448	5	13	447	1
3363	2,742	1,341	48.91	39	1,243	5	2	21	1,252	11	19	1,268	5
3364	527	150	28.46	41	94	3	1	41	92	4	39	94	4
3365	338	156	46.15	53	87	3	1	43	96	6	39	98	4
3366	492	110	22.36	5	93	1	0	3	95	0	3	95	0
3367	2,258	1,361	60.27	63	1,225	9	3	39	1,230	19	26	1,260	9
3368	1,488	856	57.53	24	798	3	3	15	805	10	9	813	6
3369	2,705	1,095	40.48	84	959	6	4	62	972	14	53	987	13
3370	1,453	657	45.22	242	324	19	7	211	338	40	192	368	19
3371	1,510	672	44.50	26	608	1	2	15	612	8	15	619	2
3372	2,461	1,049	42.62	47	960	5	2	33	972	8	25	981	7

** COMBINED OFFICIAL CANVASS **

DALLAS COUNTY GENERAL ELECTION
NOVEMBER 5, 1996

REG	TOT	%	RAILROAD COMMISSIONER			CHIEF JUSTICE, SUPREME COURT			JUSTICE, SUPREME COURT, PLACE 1				
			DEM	REP	OTH	DEM	REP	OTH	DEM	REP	OTH	OTH	
3373	3,152	1,626	51.59	730	723	41	12	694	745	61	610	803	63
3374	2,775	1,476	53.19	76	1,311	6	2	42	1,331	13	27	1,361	6
3375	2,674	1,175	43.94	31	1,086	6	3	18	1,096	10	18	1,107	3
3376	1,947	788	40.47	28	726	4	1	15	729	10	16	738	2
3377	1,222	556	45.50	29	507	1	1	14	518	3	12	525	1
3378	2,124	795	37.43	19	735	8	2	13	742	7	9	749	3
3379	463	206	44.49	10	185	1	1	8	188	2	5	193	0
3380	1,214	586	48.27	21	538	6	5	12	545	9	8	556	8
3381	1,070	456	42.62	23	415	1	2	16	420	6	17	421	2
3382	2,141	1,029	48.06	89	874	5	3	68	892	11	60	908	7
3383	2,280	1,079	47.32	69	938	10	2	42	960	16	33	969	15
3384	1,978	1,097	55.46	92	939	7	4	59	963	13	45	986	8
3385	1,070	431	40.28	15	391	2	1	5	398	6	5	401	2
3386	884	434	49.10	255	121	13	6	236	144	20	216	152	18
3387	48	8	16.67	2	4	2	0	2	4	2	2	5	1
3388	256	87	33.98	39	35	4	1	25	43	7	28	48	4
3389	1,240	682	55.00	62	591	1	1	43	607	5	35	615	4
3390	576	246	42.71	10	230	0	0	9	230	1	7	235	0
3391	610	396	64.92	203	160	7	3	196	171	7	168	191	8
3392	1,501	697	46.44	29	629	3	5	21	638	3	17	643	4
3393	1,698	650	38.28	365	230	23	4	328	258	30	303	285	24
3394	1,777	1,061	59.71	30	1,005	3	1	20	1,007	7	18	1,012	5
3395	44	6	13.64	1	5	0	0	1	5	0	1	5	0
3396	1,497	820	54.78	396	327	31	6	364	346	45	321	388	43
3397	1,328	677	50.98	34	609	2	4	21	625	5	13	633	2
3398	235	95	40.43	39	47	0	2	30	56	2	29	52	4
3399	1,515	729	48.12	313	341	16	5	289	355	29	268	376	17
3400	472	128	27.12	17	106	2	0	16	104	2	13	111	0
3401	548	280	51.09	90	166	4	3	75	175	10	70	176	8
3402	528	212	40.15	47	155	0	0	43	157	0	38	160	2
3403	17	16	94.12	7	9	0	0	6	9	1	6	9	1
3404	756	509	67.33	296	159	10	6	275	165	20	251	186	16
3405	1,206	459	38.06	100	329	4	1	94	338	3	74	350	2
3406	2,038	1,287	63.15	736	451	22	4	698	454	39	644	512	30
3407	802	578	72.07	349	166	9	7	325	174	18	303	203	12
3408	170	76	44.71	29	39	3	1	30	37	5	27	40	3

DALLAS COUNTY GENERAL ELECTION
NOVEMBER 5, 1996

REG	RAILROAD COMMISSIONER				CHIEF JUSTICE, SUPREME COURT				JUSTICE, SUPREME COURT, PLACE 1				
	REG	REG	%	R	R	R	R	R	R	R	R	R	R
3409	3	2	66.67	1	1	0	0	1	1	0	1	1	0
3410	1,132	666	58.83	220	392	4	2	197	406	10	184	429	6
3411	110	71	64.55	22	48	0	0	21	47	2	19	50	1
3412	2,347	1,512	64.42	700	703	17	4	645	714	34	604	766	22
3413	423	254	60.05	97	140	3	1	84	144	11	76	160	5
3414	618	348	56.31	83	245	3	2	69	251	8	61	262	7
3415	139	78	56.12	26	44	3	1	25	42	6	21	48	2
3416	497	190	38.23	40	138	4	0	35	144	5	31	150	2
3417	3	3	100.00	1	1	0	0	1	1	0	1	2	0
3418	189	92	48.68	23	56	5	1	19	61	6	22	61	3
3419	317	208	65.62	132	61	3	0	136	55	5	126	64	4
3420	197	38	19.29	16	20	1	0	14	21	2	11	22	3
3421	314	179	57.01	44	118	1	0	29	128	7	24	134	5
3422	43	10	23.26	0	10	0	0	0	10	0	0	10	0
3423	1	1	100.00	1	0	0	0	0	1	0	0	1	0
3424	632	215	34.02	6	187	0	1	4	187	3	5	187	2
3425	1,044	562	53.83	228	269	13	3	217	271	15	189	289	14
3426	0	0	0.00	0	0	0	0	0	0	0	0	0	0
3427	146	41	28.08	1	37	0	0	1	37	0	1	37	0
3428	968	276	28.51	5	258	1	0	3	261	1	0	264	1
3429	778	267	34.32	10	238	0	2	6	237	4	4	240	2
3430	259	78	30.12	5	64	1	0	8	57	3	4	59	3
3431	488	152	31.15	14	126	1	0	12	124	2	11	125	3
3432	10	6	60.00	0	6	0	0	0	6	0	0	6	0
3433	3	2	66.67	0	1	1	0	0	1	1	0	1	1
3434	1,712	766	44.74	164	533	20	8	167	517	30	148	538	27
3435	1,529	635	41.53	7	602	3	0	4	603	2	8	606	1
3436	81	29	35.80	15	10	1	0	15	9	3	14	10	2
3437	714	427	59.80	25	384	4	0	20	386	3	20	389	2
3438	1,605	458	28.54	100	317	13	6	83	316	24	76	333	19
3439	109	57	52.29	23	27	1	1	15	31	4	17	34	1
3440	33	4	12.12	2	2	0	0	0	3	0	0	3	0
3441	164	75	45.73	9	60	2	0	9	58	3	7	64	0
3442	42	12	28.57	2	9	1	0	1	11	0	1	10	1
3443	1,557	826	53.05	418	328	17	3	393	338	24	362	357	29
3444	1,928	998	51.76	71	858	6	6	70	857	12	59	875	4

DALLAS COUNTY GENERAL ELECTION
NOVEMBER 5, 1996

r e g	b l t s	%	RAILROAD COMMISSIONER			CHIEF JUSTICE, SUPREME COURT			JUSTICE, SUPREME COURT, PLACE 1				
			R E P U B L I C A N	D E M O C R A T I C A N	L I B E R A L	R E P U B L I C A N	D E M O C R A T I C A N	L I B E R A L	R E P U B L I C A N	D E M O C R A T I C A N	L I B E R A L	R E P U B L I C A N	D E M O C R A T I C A N
3445	1,515	844	55.71	72	729	4	7	58	729	18	43	748	12
3446	6	2	33.33	0	2	0	0	0	1	0	0	2	0
3447	520	265	50.96	145	92	9	1	134	101	9	106	122	9
3448	1,285	593	46.15	32	525	3	1	18	538	5	14	547	3
3449	245	90	36.73	14	72	0	0	11	69	3	6	73	6
3450	29	26	89.66	17	7	0	1	17	7	2	15	8	1
3451	418	258	61.72	175	65	5	1	173	65	6	157	74	8
3452	308	106	34.42	40	58	4	0	34	66	4	27	72	3
3453	1,489	814	54.67	257	486	31	5	212	513	43	179	546	35
3454	172	63	36.63	2	59	0	1	5	56	1	4	58	0
3455	412	154	37.38	5	136	2	0	4	135	1	4	137	1
3456	98	36	36.73	17	13	0	0	14	15	2	13	16	1
3457	222	93	41.89	37	47	1	1	36	48	2	34	48	3
3458	341	148	43.40	42	87	6	0	39	84	8	27	95	3
3459	288	111	38.54	5	101	0	1	3	100	1	3	98	1
3460	235	65	27.66	10	55	0	0	5	60	0	5	60	0
3461	183	13	7.10	3	8	2	0	2	9	2	2	7	3
3462	22	1	4.55	0	1	0	0	0	1	0	0	1	0
3463	803	234	29.14	67	156	4	2	60	161	4	47	172	5
3464	729	199	27.30	11	174	3	0	9	175	1	9	177	0
3465	247	98	39.68	29	60	2	1	26	58	6	21	65	2
3466	703	282	40.11	174	75	5	2	169	82	6	168	84	6
3467	232	98	42.24	16	75	0	1	13	78	1	10	83	0
3468	823	253	30.74	37	189	6	1	32	187	9	33	191	4
3469	6	0	0.00	0	0	0	0	0	0	0	0	0	0
3470	9	5	55.56	5	0	0	0	5	0	0	5	0	0
3471	887	300	33.82	56	220	8	3	48	226	11	47	232	7
3472	792	416	52.53	89	301	2	1	77	303	6	67	316	5
3473	882	505	57.26	177	287	9	3	171	286	13	139	316	10
3474	270	100	37.04	17	78	1	1	9	84	3	8	86	3
3475	106	72	67.92	35	34	0	1	36	33	1	31	38	1
3476	1,028	459	44.65	56	388	1	1	50	388	7	43	398	2
3477	315	145	46.03	31	108	0	0	27	111	1	26	113	0
3478	1,781	996	55.92	314	599	9	6	279	603	31	232	659	15
3479	362	216	59.67	57	137	6	1	58	138	3	51	142	7
3480	3,248	1,446	44.52	219	1,132	19	7	178	1,163	30	153	1,196	16

DALLAS COUNTY GENERAL ELECTION
NOVEMBER 5, 1996

r e g	b l t s	%	RAILROAD COMMISSIONER			CHIEF JUSTICE, SUPREME COURT			JUSTICE, SUPREME COURT, PLACE 1				
			R E P U B L I C A N D E M O C R A T I C A N	L I B E R A L P A R T Y	I N D E P E N D E N T	R E P U B L I C A N D E M O C R A T I C A N	L I B E R A L P A R T Y	I N D E P E N D E N T	L I B E R A L P A R T Y	R E P U B L I C A N D E M O C R A T I C A N	D E M O C R A T I C A N	L I B E R A L P A R T Y	I N D E P E N D E N T
3481	2,136	959	44.90	87	806	9	7	61	835	15	43	856	9
3482	2,476	1,653	66.76	260	1,269	17	9	210	1,302	29	179	1,343	14
3483	2,280	1,468	64.39	307	1,074	17	5	263	1,085	31	226	1,151	16
3484	2,389	1,319	55.21	170	1,075	12	6	127	1,089	30	119	1,127	16
3485	2,287	1,545	67.56	318	1,126	14	11	279	1,143	31	243	1,186	22
3486	2,383	976	40.96	515	405	7	9	521	413	10	502	426	6
3487	702	250	35.61	20	217	1	1	15	222	1	10	228	1
3488	1,860	816	43.87	33	746	5	0	28	754	5	21	757	3
3489	1,007	351	34.86	12	323	1	2	9	326	1	9	323	3
3490	410	134	32.68	8	120	2	0	8	121	1	6	124	0
3491	236	70	29.66	21	38	1	0	21	34	4	21	37	2
3492	281	144	51.25	2	130	2	0	1	131	2	1	135	1
3493	278	140	50.36	5	131	0	0	3	131	1	2	133	2
3494	0	1	0.00	0	1	0	0	0	1	0	0	1	0
3495	741	292	39.41	6	267	0	2	5	274	0	3	274	0
3496	13	0	0.00	0	0	0	0	0	0	0	0	0	0
3497	222	59	26.58	2	54	0	1	3	53	0	1	55	0
3498	248	139	56.05	38	93	1	1	38	90	2	36	95	2
3499	1,262	322	25.52	22	283	2	1	13	288	5	19	284	4
3500	224	26	11.61	6	18	1	0	6	17	1	5	18	1
3501	414	128	30.92	27	94	2	0	27	91	3	27	93	2
3502	97	4	4.12	1	3	0	0	1	3	0	1	3	0
3503	442	259	58.60	99	135	4	3	91	142	8	83	151	5
3504	134	68	50.75	26	38	0	2	23	41	1	22	42	1
3505	182	84	46.15	17	63	0	2	16	63	3	15	67	1
3506	478	223	46.65	66	136	2	1	62	135	6	59	137	4
3507	70	46	65.71	15	24	2	1	13	26	2	15	25	1
3508	230	108	46.96	6	93	1	0	4	95	2	4	96	1
3509	174	49	28.16	14	32	0	0	11	35	0	10	36	0
3510	57	23	40.35	10	12	0	0	9	11	0	7	14	0
3511	137	70	51.09	20	45	0	0	16	48	1	14	49	1
3512	0	0	0.00	0	0	0	0	0	0	0	0	0	0
3513	2	0	0.00	0	0	0	0	0	0	0	0	0	0
3514	390	179	45.90	71	92	6	0	62	93	7	54	105	3
3515	290	169	58.28	61	99	2	0	59	101	3	51	111	2
3516	659	228	34.60	37	167	4	3	35	169	8	33	173	6

DALLAS COUNTY GENERAL ELECTION
NOVEMBER 5, 1996

r e g i s t r a t i o n	RAILROAD COMMISSIONER			CHIEF JUSTICE, SUPREME COURT					JUSTICE, SUPREME COURT, PLACE 1				
	g	s	%	R	E	M	E	S	R	R	N	N	S
3553	59	25	42.37	2	21	0	1	2	20	3	3	21	1
3554	2	0	0.00	0	0	0	0	0	0	0	0	0	0
3555	0	0	0.00	0	0	0	0	0	0	0	0	0	0
3556	148	62	41.89	15	41	3	1	15	39	5	11	43	5
3557	298	111	37.25	55	43	3	1	44	49	7	52	46	4
3558	1,563	731	46.77	400	239	14	6	358	259	33	332	283	22
3559	945	299	31.64	147	111	10	7	132	117	24	121	129	18
3560	170	73	42.94	30	34	1	0	25	39	2	25	39	1
3561	701	305	43.51	11	278	2	0	7	282	3	6	284	2
3562	585	184	31.45	82	76	9	1	76	79	11	69	85	9
3563	16	3	18.75	2	1	0	0	2	1	0	2	1	0
3564	185	65	35.14	17	38	2	2	16	42	2	13	43	4
3565	344	81	23.55	14	64	2	0	12	65	3	10	68	1
3566	155	75	48.39	36	26	2	2	35	27	4	30	32	3
3567	304	155	50.99	8	127	3	0	11	125	2	9	129	1
3568	212	80	37.74	30	37	1	1	24	45	3	20	47	2
3569	476	247	51.89	88	141	6	2	88	134	12	77	145	10
3570	0	0	0.00	0	0	0	0	0	0	0	0	0	0
3571	1,563	613	39.22	291	268	12	4	253	297	19	241	314	10
3572	886	244	27.54	13	218	1	1	10	222	1	10	223	0
3573	497	225	45.27	81	122	5	1	79	123	5	75	128	3
4401	2,551	1,359	53.27	798	400	45	12	734	452	65	671	500	49
4402	3,712	2,157	58.11	1,277	650	62	20	1,213	668	84	1,131	752	69
4403	2,775	1,457	52.50	813	488	34	18	765	521	62	685	598	37
4404	1,177	419	35.60	193	173	17	6	173	186	27	159	211	16
4405	792	505	63.76	94	386	7	1	82	395	9	68	410	6
4406	2,720	1,751	64.38	1,203	378	34	14	1,133	413	57	1,081	464	43
4407	2,844	1,198	42.12	603	477	26	11	568	501	48	528	536	44
4408	838	410	48.93	233	145	6	2	221	148	11	207	162	11
4409	1,500	601	40.07	226	310	14	5	214	309	28	183	342	18
4410	1,226	515	42.01	206	260	11	9	192	271	22	176	290	17
4411	2,590	928	35.83	89	736	11	5	99	682	34	83	733	7
4412	1,065	372	34.93	104	234	10	1	104	229	16	102	237	10
4413	2,181	1,277	58.55	802	353	31	10	771	368	48	693	440	35
4414	1,748	955	54.63	560	295	31	6	537	304	45	482	357	34
4415	2,806	1,563	55.70	892	512	48	13	826	543	74	754	639	44

DALLAS COUNTY GENERAL ELECTION
NOVEMBER 5, 1996

r e g	b l t s	%	RAILROAD COMMISSIONER			CHIEF JUSTICE, SUPREME COURT			JUSTICE, SUPREME COURT, PLACE 1				
			R E P U B L I C A N	D E M O C R A T I C P A R T Y	L I B E R A L	N E P H E W S P A R T Y	R E P U B L I C A N	D E M O C R A T I C P A R T Y	L I B E R A L	P A R T Y	R E P U B L I C A N	D E M O C R A T I C P A R T Y	L I B E R A L
4416	1,105	397	35.93	60	319	7	1	56	317	10	55	327	2
4417	1,675	1,042	62.21	697	256	24	8	672	263	34	609	319	24
4418	1,336	933	69.84	521	315	22	3	482	332	40	434	371	28
4419	533	278	52.16	101	146	6	1	97	144	8	77	166	2
4420	644	433	67.24	264	117	17	2	248	129	14	227	149	12
4421	1,647	849	51.55	382	399	15	8	364	403	34	313	459	20
4422	1,061	393	37.04	91	274	3	3	78	274	9	66	288	5
4423	1,492	745	49.93	340	327	22	7	325	331	38	287	373	28
4424	1,988	923	46.43	421	398	21	9	391	405	43	368	433	35
4425	2,244	1,124	50.09	601	440	23	4	558	463	32	512	507	17
4426	1,296	568	43.83	200	316	10	8	176	317	26	154	336	20
4427	2,462	1,096	44.52	345	674	16	6	336	648	37	298	701	18
4428	1,146	309	26.96	105	175	7	6	100	177	10	86	194	11
4429	1,557	659	42.32	217	384	13	4	196	393	18	174	424	14
4430	1,066	596	55.91	256	283	13	3	235	296	16	213	308	17
4431	1,229	538	43.78	137	368	9	1	115	373	18	105	390	15
4432	2,489	1,007	40.46	277	627	14	8	256	625	31	224	665	19
4433	938	391	41.68	201	147	12	4	191	153	18	173	170	14
4434	1,844	877	47.56	302	500	18	8	295	477	41	244	531	26
4435	1,279	509	39.80	96	340	3	5	98	335	12	82	348	10
4436	547	257	46.98	157	77	6	2	135	86	15	123	102	8
4437	1,859	842	45.29	417	340	27	12	393	347	42	354	385	32
4438	1,280	587	45.86	278	249	11	6	255	257	19	233	287	11
4439	1,694	795	46.93	310	420	12	8	294	425	23	260	450	22
4440	171	77	45.03	39	28	2	0	34	31	1	31	31	0
4441	2,080	1,195	57.45	669	424	20	4	617	440	37	579	479	16
4442	544	272	50.00	138	115	5	0	130	112	11	120	125	6
4443	2,204	1,233	55.94	739	383	28	10	706	390	48	659	452	31
4444	1,036	586	56.56	144	404	5	7	128	414	15	110	440	8
4445	1,410	898	63.69	382	444	15	8	336	468	25	297	516	22
4446	1,795	878	48.91	495	300	20	8	483	303	36	440	343	22
4447	395	287	72.66	170	101	2	2	154	106	5	138	117	4
4448	479	297	62.00	145	131	5	1	133	134	8	109	160	5
4449	885	542	61.24	382	98	13	6	367	104	23	354	114	16
4450	536	191	35.63	94	72	7	1	87	76	12	76	88	9
4451	541	66	12.20	13	51	2	0	11	54	1	13	52	1

** COMBINED OFFICIAL CANVASS **

DALLAS COUNTY GENERAL ELECTION
NOVEMBER 5, 1996

REGISTRATION NUMBER	RAILROAD COMMISSIONER				CHIEF JUSTICE, SUPREME COURT				JUSTICE, SUPREME COURT, PLACE 1				
	REGISTRATION NUMBER	REGISTRATION NUMBER	%	REGISTRATION NUMBER	REGISTRATION NUMBER	REGISTRATION NUMBER	REGISTRATION NUMBER	REGISTRATION NUMBER	REGISTRATION NUMBER	REGISTRATION NUMBER	REGISTRATION NUMBER	REGISTRATION NUMBER	REGISTRATION NUMBER
4452	1,549	705	45.51	349	279	10	4	329	288	22	293	317	17
4453	2,617	1,414	54.03	877	417	20	11	847	423	33	778	479	31
4454	1,045	542	51.87	200	297	4	4	192	305	8	172	323	5
4455	415	121	29.16	36	76	1	2	35	77	2	29	84	1
4456	1,573	642	40.81	326	253	16	4	322	247	25	290	280	21
4457	240	103	42.92	56	40	1	0	47	43	4	45	43	6
4458	758	364	48.02	115	222	9	1	109	223	10	92	241	7
4459	931	357	38.35	147	171	10	3	141	174	14	132	183	11
4460	2,327	863	37.09	233	573	12	5	210	595	21	184	618	16
4461	1,808	1,046	57.85	739	204	29	9	693	237	35	654	275	28
4462	1,124	758	67.44	510	190	9	4	493	199	17	467	222	12
4463	404	250	61.88	102	129	1	2	88	136	7	91	136	5
4464	2,735	1,607	58.76	1,030	408	30	16	982	434	56	906	483	47
4465	1,547	999	64.58	657	247	26	12	643	257	40	608	294	27
4466	2,349	1,210	51.51	725	352	21	6	712	368	33	647	420	20
4467	1,544	988	63.99	606	288	24	7	572	290	46	516	358	25
4468	546	331	60.62	198	100	8	2	189	100	15	178	117	8
4469	1,905	786	41.26	204	517	18	7	193	511	27	180	546	18
4470	979	492	50.26	157	292	8	4	143	295	13	123	320	10
4471	766	500	65.27	254	200	10	4	227	211	16	221	228	4
4472	1,947	923	47.41	513	324	25	6	463	353	43	424	393	36
4473	1,853	1,060	57.20	670	269	27	10	649	276	39	592	327	33
4474	2,206	1,244	56.39	733	384	32	13	678	418	54	624	485	40
4475	1,765	998	56.54	634	245	31	14	606	260	47	563	300	40
4476	2,580	1,669	64.69	1,166	371	27	9	1,126	384	39	1,038	454	30
4477	114	20	17.54	11	8	0	0	10	9	0	10	9	0
4478	2,378	1,420	59.71	708	591	18	6	675	611	33	616	670	20
4479	353	194	54.96	7	179	0	0	4	182	0	4	182	0
4480	1,728	919	53.18	538	292	30	4	486	311	51	464	342	29
4481	1,557	833	53.50	514	240	8	6	509	241	17	453	281	15
4482	434	169	38.94	83	66	6	1	77	66	12	70	76	9
4483	2,634	1,497	56.83	773	614	16	5	751	626	34	669	696	24
4484	2,261	1,185	52.41	647	423	22	6	615	437	38	544	500	26
4485	3,014	1,758	58.33	1,119	481	35	16	1,064	515	52	993	578	43
4486	1,957	1,168	59.68	688	398	11	6	659	419	19	598	462	18
4487	2,267	1,480	65.28	1,082	300	20	8	1,058	306	32	993	352	25

** COMBINED OFFICIAL CANVASS **

DALLAS COUNTY GENERAL ELECTION
NOVEMBER 5, 1996

REGISTRATION	RAILROAD COMMISSIONER					CHIEF JUSTICE, SUPREME COURT					JUSTICE, SUPREME COURT, PLACE 1				
	R	D	L	N	%	R	D	L	N	%	R	D	L	N	%
4524	0	1	0.00	0	1	0	0	0	1	0	0	1	0		
4525	304	108	35.53	50	46	5	1	42	53	6	40	56	3		
4526	540	289	53.52	143	131	3	2	130	137	5	114	146	6		
4527	116	73	62.93	46	23	1	1	62	41	6	37	31	0		
4528	36	8	22.22	5	3	0	0	3	4	0	2	5	0		
4529	240	47	19.58	26	17	1	0	24	18	3	25	16	1		
4530	75	37	49.33	20	13	0	3	20	15	0	19	14	1		
4531	0	0	0.00	0	0	0	0	0	0	0	0	0	0		
4532	0	0	0.00	0	0	0	0	0	0	0	0	0	0		
4533	96	51	53.13	19	24	2	0	15	26	4	15	27	2		
4534	912	593	65.02	415	120	8	6	389	133	20	365	156	14		
4535	0	1	0.00	1	0	0	0	1	0	0	1	0	0		
4536	53	17	32.08	11	6	0	0	9	7	0	10	7	0		
4537	240	153	63.75	80	62	2	1	67	63	5	62	73	3		
4538	1,794	1,060	59.09	794	174	18	4	771	171	35	720	219	29		
4539	385	194	50.39	111	65	7	0	102	69	7	96	72	7		
4540	208	134	64.42	96	25	3	1	91	24	7	89	28	6		
4541	0	1	0.00	0	0	0	0	0	0	0	0	0	0		
4542	1,635	1,001	61.22	557	384	16	6	533	396	22	500	420	17		
4543	463	212	45.79	130	66	3	2	117	75	8	110	80	4		
4544	0	1	0.00	0	0	0	0	0	0	0	0	0	0		
4545	424	111	26.18	40	63	1	2	41	63	0	39	65	1		
4546	397	147	37.03	50	82	7	1	39	89	8	41	90	3		
4547	1,863	746	40.04	458	206	13	6	435	229	24	409	256	13		
4548	378	141	37.30	47	84	2	1	49	81	4	40	91	3		
4549	2,173	1,239	57.02	853	282	25	9	816	306	35	748	363	26		
4550	318	107	33.65	34	62	2	1	28	69	1	23	74	1		
4551	333	91	27.33	35	49	2	1	25	56	7	25	59	3		
4552	291	141	48.45	75	59	1	0	81	52	4	68	60	4		
4553	217	83	38.25	40	33	5	0	37	33	5	31	41	4		
4554	60	37	61.67	16	15	0	0	18	13	0	17	15	1		
4555	251	111	44.22	45	61	1	0	41	63	2	38	65	2		
4556	0	0	0.00	0	0	0	0	0	0	0	0	0	0		
4557	287	91	31.71	41	43	1	0	43	36	3	40	39	2		
4558	1,974	1,016	51.47	585	347	18	7	553	370	32	492	419	33		
4559	50	20	40.00	9	10	0	0	7	11	0	6	11	0		

DALLAS COUNTY GENERAL ELECTION
NOVEMBER 5, 1996

r e g	b l t s	%	RAILROAD COMMISSIONER			CHIEF JUSTICE, SUPREME COURT			JUSTICE, SUPREME COURT, PLACE 1			L I B S T U L T S	
			R E P R Y L A N D E R	D E M U R I B E M	L I B D R A H E I M	N L P I G U E	R E P H I L I P S	D E M K U P E R	L I B P A R K E R	R E P C O R N Y N	D E M B A R O N		
4560	411	185	45.01	73	102	3	1	72	104	3	63	111	2
4561	214	151	70.56	114	19	1	1	107	19	6	105	25	2
4562	443	136	30.70	59	60	3	1	56	59	8	49	66	7
4563	1,696	602	35.50	264	285	15	3	239	311	16	207	336	20
4564	443	131	29.57	50	66	6	1	42	71	8	36	78	7
4565	214	77	35.98	36	29	2	0	37	28	2	27	39	3
4566	313	130	41.53	69	54	3	1	63	60	4	51	72	3
4567	573	279	48.69	152	102	7	2	144	108	11	135	122	9
4568	733	457	62.35	275	149	10	1	264	149	17	242	175	12
4569	0	0	0.00	0	0	0	0	0	0	0	0	0	0
4570	0	1	0.00	1	0	0	0	0	1	0	0	1	0
4571	733	326	44.47	158	143	9	2	151	149	12	133	160	12
4572	494	166	33.60	67	85	3	1	58	93	7	53	95	6
4573	0	0	0.00	0	0	0	0	0	0	0	0	0	0
4574	204	119	58.33	54	58	1	0	45	62	2	41	67	1
4575	1	1	100.00	1	0	0	0	1	0	0	1	0	0
4576	0	1	0.00	1	0	0	0	1	0	0	1	0	0
4577	351	58	16.52	5	44	3	0	6	46	0	4	46	1
4578	56	12	21.43	3	8	0	0	3	8	0	3	7	0
4579	262	113	43.13	45	62	3	1	43	65	3	30	77	3
4580	244	117	47.95	33	74	3	1	28	75	5	27	77	4
4581	476	141	29.62	33	91	4	1	33	85	6	27	95	3
4582	896	388	43.30	130	206	16	7	117	217	20	95	235	17
4583	0	1	0.00	0	1	0	0	0	1	0	0	1	0
4584	4	1	25.00	1	0	0	0	0	0	1	1	0	0
4585	553	364	65.82	232	107	3	2	231	107	5	223	106	5
4586	1,335	767	57.45	375	328	11	2	360	335	18	335	356	15
4587	1,324	578	43.66	233	284	20	3	220	282	23	205	306	21
4588	1,367	769	56.25	465	245	10	8	435	270	17	407	285	19
4589	50	9	18.00	1	8	0	0	0	8	1	0	9	0
4590	342	147	42.98	54	80	3	0	58	72	4	42	93	3
4591	3	9	300.00	2	6	0	0	1	6	0	1	6	0
4592	320	162	50.63	26	129	0	1	18	133	3	16	135	1
4593	335	111	33.13	70	34	2	2	63	37	8	62	40	3
4594	392	194	49.49	53	129	1	0	51	127	2	48	129	3
4595	472	282	59.75	117	137	6	3	110	139	11	97	151	11

DALLAS COUNTY GENERAL ELECTION
NOVEMBER 5, 1996

r e g	b l t s	%	RAILROAD COMMISSIONER			CHIEF JUSTICE, SUPREME COURT			JUSTICE, SUPREME COURT, PLACE 1				
			R E P U B L I C A N	D E M O C R A T I C P A R T Y	L I B E R A L	N O N P A R T I S A N	R E P U B L I C A N	D E M O C R A T I C P A R T Y	L I B E R A L	P A R T I S A N	R E P U B L I C A N	D E M O C R A T I C P A R T Y	L I B E R A L
4596	1,373	776	56.52	178	526	9	6	156	537	20	142	551	15
4597	275	140	50.91	43	82	5	0	44	80	6	42	78	4
4598	464	222	47.84	79	122	4	0	78	118	6	68	129	3
4599	118	72	61.02	36	25	2	0	33	27	2	28	30	0
4600	374	160	42.78	56	87	7	0	50	92	10	42	98	5
4601	194	89	45.88	48	33	1	2	47	30	7	44	35	5
4602	308	116	37.66	55	56	4	0	46	60	6	48	61	5
4603	624	386	61.86	195	168	4	3	189	170	9	176	184	6
4604	5	3	60.00	2	0	0	0	2	0	0	2	0	0
4605	2,060	1,193	57.91	660	428	40	11	610	448	59	554	512	37
4606	1	2	200.00	1	1	0	0	1	1	0	1	1	0
4607	177	75	42.37	42	28	1	0	37	29	3	30	38	1
4608	0	0	0.00	0	0	0	0	0	0	0	0	0	0
4609	226	123	54.42	67	47	3	0	63	47	4	57	52	4
4610	436	139	31.88	38	91	1	1	31	96	2	32	97	1
4611	309	115	37.22	108	5	0	0	107	4	2	106	4	1
4612	40	6	15.00	5	0	1	0	5	1	0	5	1	0
4613	1,389	693	49.89	245	390	14	1	229	399	17	208	423	12
4614	268	139	51.87	104	22	2	0	93	29	4	91	28	3
4615	1,897	1,156	60.94	587	454	21	9	559	467	35	525	506	26
4616	523	179	34.23	70	101	1	0	64	101	3	55	106	5
4617	651	240	36.87	93	129	8	0	88	135	6	77	147	5
4618	920	505	54.89	263	213	5	2	250	218	8	233	232	8
4619	1,104	655	59.33	445	144	10	8	433	150	21	417	169	15
4620	0	0	0.00	0	0	0	0	0	0	0	0	0	0
4621	473	174	36.79	23	146	0	1	20	146	3	18	147	2
4622	138	78	56.52	29	43	1	2	28	44	3	26	46	2
4623	156	70	44.87	22	41	1	1	18	45	1	15	48	0
4624	749	372	49.67	120	217	10	3	108	210	20	93	233	15
4625	1,097	681	62.08	390	211	20	5	353	229	27	335	245	20
4626	1,584	833	52.59	480	287	15	3	462	289	31	419	321	28
4627	626	326	52.08	153	150	3	2	141	155	12	128	173	7
4628	308	205	66.56	145	52	0	0	137	51	2	117	71	1
4629	815	462	56.69	290	116	10	3	270	127	15	258	134	9
4630	447	239	53.47	104	117	2	3	96	125	5	83	134	6
4631	394	149	37.82	84	52	3	0	76	53	9	71	58	5

DALLAS COUNTY GENERAL ELECTION
NOVEMBER 5, 1996

	RAILROAD COMMISSIONER			CHIEF JUSTICE, SUPREME COURT			JUSTICE, SUPREME COURT, PLACE 1						
	REG	REGS	%	DEM	REP	IND	DEM	REP	IND	DEM	REP	IND	
4632	274	135	49.27	46	80	2	0	36	85	7	39	84	5
4633	0	1	0.00	0	1	0	0	0	1	0	0	1	0
4634	484	250	51.65	131	105	4	0	120	110	9	113	120	4
4635	820	437	53.29	300	103	9	2	288	111	12	272	126	9
4636	107	59	55.14	24	30	4	0	23	29	5	21	34	3
4637	0	0	0.00	0	0	0	0	0	0	0	0	0	0
4638	601	353	58.74	229	88	11	3	216	96	10	203	107	9
4639	3	0	0.00	0	0	0	0	0	0	0	0	0	0
4640	147	80	54.42	11	58	1	0	12	61	0	11	61	0
4641	722	251	34.76	157	71	5	0	156	65	9	138	82	7
4642	147	44	29.93	13	28	0	0	12	27	2	12	29	0
4643	270	127	47.04	33	83	2	1	29	84	6	29	89	1
4644	650	339	52.15	180	130	9	3	162	141	16	143	155	14
4645	45	24	53.33	6	16	0	0	2	17	3	4	16	2
4646	618	297	48.06	4	281	1	0	2	284	1	2	281	2
4647	208	92	44.23	46	38	2	2	39	40	5	41	41	1
4648	1,410	815	57.80	453	290	15	6	425	308	24	398	335	15
4649	1,515	473	31.22	195	229	8	4	185	234	16	165	252	9
4650	1,567	725	46.27	376	266	15	10	345	289	27	303	319	24
4651	1,661	1,008	60.69	252	688	14	1	216	702	28	197	733	11
4652	234	141	60.26	94	29	0	2	93	28	4	93	31	4
00LB	0	188	0.00	46	46	0	1	40	50	2	40	50	1
Election Wide	1059853	562,439	53.07	302,423	211,844	10,222	3,428	287,637	219,078	16,311	264,377	239,288	12,912
County wide	1059853	562,251	53.05	302,377	211,798	10,222	3,427	287,597	219,028	16,309	264,337	239,238	12,911
Cong. Dist 3	213,310	116,057	54.41	72,898	32,488	2,590	783	69,507	34,317	3,836	63,957	38,847	3,218
Cong. Dist 4	6,152	3,089	50.21	2,046	755	67	13	1,928	817	106	1,832	922	83
Cong. Dist 5	174,673	92,930	53.20	51,976	32,493	1,869	659	49,077	33,840	3,098	44,701	37,639	2,519
Cong. Dist 6	9,059	5,449	60.15	3,392	1,585	130	37	3,165	1,687	208	2,981	1,875	147
Cong. Dist 24	132,229	67,836	51.30	34,259	27,858	1,202	440	32,325	28,643	2,070	29,596	31,327	1,519
Cong. Dist 26	229,379	137,485	59.94	95,557	30,357	2,326	701	92,661	31,909	3,444	85,875	36,734	2,966
Cong. Dist 30	295,051	139,405	47.25	42,249	86,262	2,038	794	38,934	87,815	3,547	35,395	91,894	2,459
State Br ED Dist 11	41,847	24,158	57.73	15,223	6,921	448	162	14,514	7,226	706	13,489	8,154	552
State Br Ed Dist 12	597,506	339,890	56.88	223,241	86,290	6,653	2,105	214,357	90,935	10,191	197,802	104,005	8,474
State Br Ed Dist 13	420,500	198,203	47.14	63,913	118,587	3,121	1,160	58,726	120,867	5,412	53,046	127,079	3,885

DALLAS COUNTY GENERAL ELECTION
NOVEMBER 5, 1996

	RAILROAD COMMISSIONER				CHIEF JUSTICE, SUPREME COURT				JUSTICE, SUPREME COURT, PLACE 1			
	R	E	L		R	E	L		R	E	L	
	P		I		P		D		P		D	
		R	D	B		P	E	I		R	E	I
		Y	M	D	N	H	M	B		P	C	B
		L	U	R	L	I	K	P		A	O	A
		A	R	A	P	L	U	P		R	R	R
		N	I	H	I	G	P	P		K	N	R
		D	B	E	U	E	E	E		E	Y	O
		E	E	I	M	S	R	R		R	N	N
		R	E	M	E	S	R	R		N	N	S

	reg	lts	%	R	E	M	E	S	R	R	N	N	S
State Sen. Dist 2	98,063	43,989	44.86	16,843	22,969	927	322	15,381	23,618	1,631	13,863	25,293	1,196
State Sen. Dist 8	204,811	123,593	60.34	85,083	27,886	2,208	720	82,317	29,295	3,343	76,300	33,698	2,827
State Sen. Dist 9	153,842	81,823	53.19	51,663	22,633	1,722	520	49,281	23,880	2,654	45,349	27,266	2,059
State Sen. Dist 16	340,109	187,573	55.15	116,708	53,839	3,871	1,260	111,315	56,588	5,960	102,425	63,974	4,962
State Sen. Dist 23	263,028	125,273	47.63	32,080	84,471	1,494	605	29,303	85,647	2,721	26,400	89,007	1,867
State Rep Dist 99	84,812	46,391	54.70	32,048	10,232	956	260	30,878	10,874	1,397	28,363	12,804	1,146
State Rep Dist 100	58,454	27,126	46.41	8,884	16,093	388	159	8,167	16,425	658	7,438	17,175	512
State Rep Dist 101	69,077	36,361	52.64	22,406	10,664	696	260	21,035	11,385	1,146	19,404	12,780	932
State Rep Dist 102	71,724	41,931	58.46	27,760	10,485	726	242	27,128	10,812	1,065	24,808	12,517	932
State Rep Dist 103	48,021	22,501	46.86	10,204	10,327	495	155	9,581	10,536	797	8,571	11,539	593
State Rep Dist 104	36,857	14,772	40.08	4,295	9,153	273	96	4,039	9,076	505	3,596	9,658	346
State Rep Dist 105	54,825	24,840	45.31	10,675	11,713	514	205	9,625	12,185	976	8,828	13,172	668
State Rep Dist 106	65,446	34,122	52.14	19,243	11,735	758	264	18,119	12,287	1,258	16,649	13,673	968
State Rep Dist 107	61,053	29,956	49.07	13,862	13,175	691	201	13,128	13,540	1,044	11,797	14,644	872
State Rep Dist 108	86,314	55,201	63.95	39,503	11,242	835	274	38,375	11,806	1,310	36,078	13,390	1,124
State Rep Dist 109	65,536	31,645	48.29	8,830	20,566	383	150	8,028	20,977	682	7,353	21,807	444
State Rep Dist 110	68,953	36,481	52.91	10,690	23,339	392	183	9,826	23,819	682	8,900	24,819	493
State Rep Dist 111	67,865	34,665	51.08	11,201	21,196	352	156	10,363	21,619	681	9,505	22,553	453
State Rep Dist 112	69,721	40,498	58.09	26,822	9,895	958	267	25,587	10,517	1,427	23,476	12,230	1,201
State Rep Dist 113	74,239	39,614	53.36	25,070	10,913	894	261	23,898	11,576	1,307	22,111	13,050	1,090
State Rep Dist 114	76,956	46,147	59.97	30,884	11,070	911	294	29,820	11,594	1,374	27,460	13,427	1,137
County Comm Dist 1	310,470	184,126	59.31	124,198	43,925	3,421	1,023	120,311	46,040	4,979	110,962	52,836	4,306
County Comm Dist 2	274,007	147,792	53.94	91,095	43,355	3,050	986	86,438	45,679	4,816	79,644	51,425	3,973
County Comm Dist 3	228,587	103,885	45.45	21,734	74,626	1,287	534	19,211	75,837	2,336	17,235	78,395	1,601
County Comm Dist 4	246,789	126,448	51.24	65,350	49,892	2,464	884	61,637	51,472	4,178	56,496	56,582	3,031
JP/Con Pct 1 Pl 1	177,794	105,044	59.08	66,553	29,509	1,759	591	63,953	30,679	2,837	59,515	34,158	2,364
JP/Con Pct 2 Pl 1	142,900	75,605	52.91	48,691	19,632	1,729	523	46,607	20,720	2,645	42,805	23,959	2,042
JP/Con Pct 3 Pl 1	157,207	95,404	60.69	63,951	23,136	1,795	576	62,136	24,107	2,559	56,806	27,955	2,316
Con Pct 4	123,231	64,769	52.56	40,568	18,218	1,466	420	38,374	19,372	2,231	35,508	21,864	1,820
JP/Con Pct 5 Pl 1	174,511	91,405	52.38	53,428	29,893	1,754	643	50,287	31,502	2,946	46,381	35,067	2,275
JP/Con Pct 6 Pl 1	65,191	25,944	39.80	6,676	17,003	483	162	6,205	16,943	855	5,464	17,871	576
Con Pct 7	95,932	47,853	49.88	11,089	33,647	499	228	9,949	34,250	926	8,928	35,495	615
JP/Con Pct 8 Pl 1	123,087	56,227	45.68	11,421	40,760	737	284	10,086	41,455	1,310	8,930	42,869	903

DALLAS COUNTY GENERAL ELECTION
NOVEMBER 5, 1996

	JUSTICE, SUPREME COURT, PLACE 2			JUSTICE, SUPREME COURT, PLACE 3, UNEXPIRED TERM			JUDGE, COURT OF CRIMINAL APPEALS, PLACE 1		JUDGE, COURT OF CRIMINAL APPEALS, PLACE 2			
	R E P B A K E L Y			L I B F L U M E T			R E P H O L A N D		D E M R E P W O M C O M B			
reg	blts	%										
1101	2,865	1,876	65.48	1,279	352	82	1,373	126	1,328	362	1,305	384
1102	2,939	1,792	60.97	1,209	361	82	1,296	142	1,272	361	1,221	387
1103	2,623	1,788	68.17	1,251	327	36	1,328	102	1,304	313	1,241	365
1104	2,524	1,693	67.08	1,131	345	51	1,212	122	1,160	349	1,102	395
1105	2,244	1,408	62.75	802	406	88	902	186	869	407	828	440
1106	1,574	1,071	68.04	710	228	42	767	90	745	224	724	241
1107	2,773	2,068	74.58	1,494	324	64	1,583	107	1,535	348	1,491	378
1108	2,771	1,673	60.38	961	464	87	1,057	187	1,024	473	955	525
1109	231	93	40.26	47	35	8	53	18	51	35	50	36
1110	2,265	1,611	71.13	1,088	314	73	1,168	121	1,146	313	1,104	347
1111	2,225	1,523	68.45	964	339	73	1,024	126	1,018	337	973	371
1112	1,283	690	53.78	400	201	35	422	77	419	207	389	231
1113	905	398	43.98	167	177	19	192	48	187	166	169	185
1114	2,212	1,211	54.75	684	339	63	758	113	746	338	701	378
1115	635	410	64.57	246	116	12	259	39	253	120	242	127
1116	2,946	1,245	42.26	712	351	72	798	137	769	353	737	379
1117	1,215	752	61.89	472	190	29	508	70	487	188	467	203
1118	1,256	801	63.77	454	227	43	503	96	504	224	467	252
1119	2,459	1,471	59.82	805	473	64	871	148	840	482	790	510
1120	870	338	38.85	101	194	15	114	54	100	207	93	213
1121	682	397	58.21	185	153	23	215	56	206	150	182	172
1122	2,456	1,606	65.39	1,142	258	72	1,197	115	1,191	267	1,145	297
1123	2,764	1,772	64.11	1,185	361	59	1,295	128	1,224	355	1,191	388
1124	1,508	965	63.99	578	244	40	636	77	613	252	587	273
1125	306	97	31.70	44	39	7	49	14	48	41	47	41
1126	1,674	999	59.68	463	403	53	523	169	498	410	468	432
1127	1,390	969	69.71	533	292	40	595	99	566	298	534	320
1128	1,013	746	73.64	467	179	29	491	64	489	174	453	209
1129	2,454	1,748	71.23	1,211	339	63	1,300	122	1,269	329	1,203	375
1130	2,489	1,867	75.01	1,300	340	54	1,374	116	1,335	337	1,306	355
1131	1,999	1,539	76.99	1,133	232	29	1,164	83	1,141	230	1,095	264
1132	1,524	959	62.93	541	299	37	593	84	571	302	538	329
1133	1,458	1,095	75.10	811	157	21	844	47	803	165	775	188
1134	1,466	1,075	73.33	708	256	24	738	82	715	257	677	284
1135	1,073	822	76.61	486	229	19	526	48	487	239	470	258

DALLAS COUNTY GENERAL ELECTION
NOVEMBER 5, 1996

	JUSTICE, SUPREME COURT, PLACE 2		JUSTICE, SUPREME COURT, PLACE 3, UNEXPIRED TERM		JUDGE, COURT OF CRIMINAL APPEALS, PLACE 1		JUDGE, COURT OF CRIMINAL APPEALS, PLACE 2					
	R E P B A K E L Y		L I B F L U M E T		R E P H A W L A N D		D E M P R E W O M A C K		D E M H O L C O M B			
	reg	ts	%									
1136	1,471	955	64.92	569	248	63	628	98	618	257	573	293
1137	1,717	1,144	66.63	631	359	45	672	124	654	367	625	396
1138	2,372	1,690	71.25	1,027	446	63	1,092	161	1,080	443	1,013	492
1139	1,217	422	34.68	91	289	14	116	74	98	292	93	296
1140	1,936	1,405	72.57	903	314	42	959	106	923	313	879	348
1141	1,211	744	61.44	342	285	40	398	96	377	279	345	305
1142	1,801	1,227	68.13	693	380	52	769	132	745	364	691	403
1143	1,489	1,052	70.65	716	200	48	759	82	743	202	687	249
1144	1,196	863	72.16	622	137	23	643	55	642	134	614	151
1145	521	381	73.13	310	37	8	318	19	313	37	307	45
1146	1,438	1,074	74.69	739	205	22	769	64	727	222	710	232
1147	1,842	1,214	65.91	778	283	42	821	100	797	283	747	324
1148	2,437	1,521	62.41	748	588	61	827	134	801	573	745	629
1149	2,745	1,605	58.47	808	545	74	922	209	875	529	811	584
1150	2,706	1,533	56.65	706	585	75	777	220	754	581	680	643
1151	705	529	75.04	336	136	10	344	36	321	152	312	150
1152	569	165	29.00	19	132	4	29	26	24	128	19	133
1153	1,965	999	50.84	314	501	80	388	219	360	509	322	545
1154	1,488	1,034	69.49	556	304	57	600	111	573	313	544	333
1155	1,912	1,173	61.35	38	1,036	17	78	119	48	1,037	35	1,055
1156	984	597	60.67	180	330	28	229	87	209	321	184	346
1157	2,046	1,494	73.02	1,024	294	38	1,050	90	1,033	306	988	336
1158	174	71	40.80	34	24	7	34	17	34	27	35	28
1159	1,226	751	61.26	362	282	32	423	99	389	277	359	305
1160	653	450	68.91	350	53	10	350	22	343	63	338	63
1161	2,241	1,459	65.10	1,049	263	38	1,089	83	1,062	261	1,019	287
1162	1,586	1,270	80.08	1,106	83	18	1,089	43	1,080	88	1,061	99
1163	3,091	2,312	74.80	1,866	244	42	1,894	101	1,868	238	1,816	259
1164	2,580	1,909	73.99	1,587	169	28	1,595	64	1,568	187	1,518	212
1165	1,309	1,018	77.77	830	102	21	829	47	823	112	805	124
1166	1,213	872	71.89	544	235	21	582	67	564	229	545	245
1167	2,731	1,599	58.55	975	418	69	1,089	131	1,036	412	976	457
1168	855	591	69.12	384	126	21	428	36	418	111	388	135
1169	294	7	2.38	4	2	0	4	0	4	2	4	2
1170	1,013	704	69.50	481	146	22	513	61	496	142	466	169

DALLAS COUNTY GENERAL ELECTION
NOVEMBER 5, 1996

			JUSTICE, SUPREME COURT, PLACE 2	JUSTICE, SUPREME COURT, PLACE 3, UNEXPIRED TERM	JUDGE, COURT OF CRIMINAL APPEALS, PLACE 1	JUDGE, COURT OF CRIMINAL APPEALS, PLACE 2						
	r	b										
	e	l	%									
	g	t										
		s										
1171	3,004	2,032	67.64	1,631	214	41	1,635	89	1,611	229	1,587	243
1172	2,703	1,756	64.96	1,365	229	51	1,385	104	1,359	265	1,307	295
1173	2,453	1,169	47.66	738	279	59	804	117	802	269	767	295
1174	1,704	891	52.29	586	198	36	616	72	610	192	582	218
1175	2,767	1,551	56.05	1,008	338	49	1,072	110	1,040	344	990	377
1176	2,291	1,689	73.72	1,193	310	39	1,242	101	1,202	324	1,151	366
1177	3,095	1,584	51.18	864	485	65	960	208	896	499	883	507
1178	1,751	805	45.97	411	294	36	447	101	431	297	401	323
1179	443	215	48.53	98	100	4	104	18	102	96	99	99
1180	2,803	1,441	51.41	855	386	53	930	178	863	398	839	416
1181	1,548	98	6.33	53	32	1	63	10	62	26	60	27
1182	1,399	591	42.24	313	199	32	347	71	329	199	313	210
1183	1,882	1,201	63.82	777	273	47	850	87	814	273	776	304
1184	1,874	964	51.44	562	270	50	627	111	602	273	572	297
1185	1,948	1,226	62.94	790	280	52	860	101	825	291	779	322
1186	2,208	1,409	63.81	920	279	38	996	76	966	261	920	299
1187	1,188	883	74.33	681	109	16	708	28	681	114	665	131
1188	1,935	1,211	62.58	739	342	43	795	96	776	339	732	376
1189	1,206	766	63.52	478	209	20	505	58	480	217	464	231
1190	1,087	380	34.96	174	159	17	197	52	181	160	176	166
1191	2,322	1,282	55.21	450	654	57	532	235	481	673	452	704
1192	11	2	18.18	0	2	0	0	0	0	2	0	2
1193	0	0	0.00	0	0	0	0	0	0	0	0	0
1194	1,260	572	45.40	318	171	31	329	67	335	177	317	190
1195	0	1	0.00	1	0	0	1	0	1	0	1	0
1196	1,850	1,350	72.97	1,069	164	27	1,085	64	1,058	183	1,023	201
1197	1,108	876	79.06	703	80	13	707	38	699	88	690	91
1198	1,847	1,337	72.39	1,108	116	24	1,119	46	1,103	121	1,074	138
1199	2,373	1,378	58.07	798	375	82	883	148	861	379	821	405
1200	3,479	1,945	55.91	1,074	589	94	1,210	183	1,159	580	1,092	641
1201	1,739	1,108	63.71	723	240	40	793	80	776	228	741	260
1202	2,591	1,593	61.48	1,049	341	71	1,140	123	1,105	340	1,060	371
1203	1,370	969	70.73	832	62	19	828	32	823	68	807	77
1204	1,907	1,221	64.03	857	213	46	915	79	885	221	851	245
1205	1,831	1,318	71.98	995	170	33	1,044	66	1,035	171	1,000	195

DALLAS COUNTY GENERAL ELECTION
NOVEMBER 5, 1996

	JUSTICE, SUPREME COURT, PLACE 2			JUSTICE, SUPREME COURT, PLACE 3, UNEXPIRED TERM			JUDGE, COURT OF CRIMINAL APPEALS, PLACE 1		JUDGE, COURT OF CRIMINAL APPEALS, PLACE 2			
	R E P B A K E L I B F L U M E T			D E M K E L I B F L U M E T			R E P H O L A N D		D E M R E P W O M A C O			
	%			%			%		%			
	r e g			b l t s			r e g		b l t s			
1206	1,789	1,143	63.89	722	269	55	779	119	769	272	735	302
1207	1,251	843	67.39	617	125	19	641	46	622	133	606	140
1208	2,004	1,369	68.31	931	282	32	1,000	79	948	281	907	318
1209	2,080	1,306	62.79	802	314	40	871	87	823	314	780	347
1210	3,170	1,985	62.62	1,341	405	66	1,439	145	1,397	405	1,346	448
1211	2,910	1,331	45.74	753	416	48	854	162	796	410	760	440
1212	1,241	803	64.71	653	83	18	665	33	664	86	643	105
1213	1,005	401	39.90	93	255	24	115	88	107	262	93	275
1214	2,793	1,536	54.99	993	358	53	1,066	128	1,046	339	990	391
1215	210	90	42.86	44	30	5	56	9	53	28	46	35
1216	626	421	67.25	211	159	14	235	34	223	153	217	160
1217	347	195	56.20	115	50	13	120	20	121	55	114	61
1218	859	502	58.44	282	145	32	318	45	299	153	282	171
1219	1,505	1,146	76.15	760	255	30	801	62	777	261	737	289
1220	1,680	1,008	60.00	633	244	49	696	93	663	249	631	271
1221	1,821	806	44.26	423	284	39	469	122	444	288	430	298
1222	2,588	1,618	62.52	1,096	287	57	1,184	104	1,132	299	1,106	316
1223	2,533	1,622	64.03	1,082	315	57	1,167	109	1,122	308	1,076	347
1224	2,434	1,553	63.80	1,056	301	65	1,165	115	1,133	274	1,070	324
1225	2,648	1,434	54.15	861	374	57	976	136	931	348	886	380
1226	1,986	980	49.35	592	244	58	660	106	639	239	610	268
1227	2,304	1,640	71.18	1,161	316	33	1,199	76	1,166	321	1,131	348
1228	2,488	1,492	59.97	980	313	74	1,070	125	1,053	297	1,006	330
1229	886	439	49.55	278	95	18	300	42	280	104	276	104
1230	1,601	977	61.02	630	232	36	692	68	666	217	624	256
1231	2,709	1,350	49.83	836	345	61	927	119	906	326	839	389
1232	3,239	1,387	42.82	757	451	59	866	167	798	452	755	485
1233	718	201	27.99	58	120	13	62	54	60	126	63	124
1234	2	2	100.00	1	0	0	1	0	0	1	0	1
1235	2,558	1,609	62.90	1,118	292	73	1,228	114	1,196	275	1,130	323
1236	1,091	640	58.66	433	131	24	480	43	458	132	440	139
1237	2,755	1,329	48.24	906	267	61	975	113	966	254	936	279
1238	3,824	2,072	54.18	1,261	541	75	1,412	197	1,331	525	1,283	567
1239	14	1	7.14	0	1	0	1	0	0	1	0	1
1240	49	38	77.55	20	9	3	22	3	19	12	19	12

** COMBINED OFFICIAL CANVASS **

DALLAS COUNTY GENERAL ELECTION
NOVEMBER 5, 1996

	JUSTICE, SUPREME COURT, PLACE 2			JUSTICE, SUPREME COURT, PLACE 3, UNEXPIRED TERM			JUDGE, COURT OF CRIMINAL APPEALS, PLACE 1		JUDGE, COURT OF CRIMINAL APPEALS, PLACE 2			
	R E P B A K E L Y			L I B F L U M E T			R E P H O L A N D		D E M P E W O M C O			
reg	ts	%	R	Y	E	T	Y	D	S	K	M	B
1241	8	36	450.00	2	0	0	2	0	1	1	1	1
1242	708	367	51.84	221	88	19	240	39	236	96	227	102
1243	463	252	54.43	130	86	13	146	25	144	78	139	85
1244	348	200	57.47	102	75	8	117	21	105	77	98	84
1245	78	44	56.41	28	9	3	28	3	29	10	29	10
1246	0	0	0.00	0	0	0	0	0	0	0	0	0
1247	147	66	44.90	35	21	1	40	6	37	20	36	22
1248	3	1	33.33	1	0	0	1	0	1	0	1	0
1249	155	113	72.90	95	11	2	95	4	99	6	91	13
1250	21	14	66.67	6	6	1	6	2	7	7	6	8
1251	252	71	28.17	12	50	3	20	11	14	52	12	52
1252	573	241	42.06	109	92	17	121	32	122	93	123	89
1253	85	47	55.29	20	24	0	21	5	20	24	20	24
1254	366	211	57.65	107	68	10	125	17	120	61	113	69
1255	207	64	30.92	24	31	3	28	10	24	34	21	37
1256	34	21	61.76	4	16	1	5	3	4	16	4	16
1257	61	40	65.57	23	12	1	26	4	22	13	21	14
1258	929	568	61.14	371	137	17	397	37	372	139	367	143
1259	112	80	71.43	48	18	1	49	2	48	21	48	19
1260	559	310	55.46	183	89	16	201	35	200	84	187	95
1261	147	48	32.65	17	19	6	23	7	17	24	18	23
1262	200	45	22.50	15	22	4	17	10	16	25	15	26
1263	0	0	0.00	0	0	0	0	0	0	0	0	0
1264	550	260	47.27	85	148	8	100	36	90	147	83	153
1265	7	4	57.14	1	3	0	2	0	1	3	1	3
1266	0	1	0.00	1	0	0	1	0	1	0	1	0
1267	190	85	44.74	32	42	5	35	8	34	45	34	45
1268	2,441	1,536	62.93	1,102	232	53	1,181	84	1,159	213	1,113	240
1269	87	37	42.53	13	17	2	17	6	15	15	13	18
1270	974	365	37.47	132	189	17	160	65	149	181	137	190
1271	3	1	33.33	0	1	0	0	0	0	1	0	1
1272	385	169	43.90	66	80	14	72	27	69	84	61	89
1273	8	2	25.00	0	2	0	0	0	0	2	0	2
1274	1,262	685	54.28	393	182	41	431	71	427	178	391	209
1275	6	1	16.67	1	0	0	1	0	1	0	1	0

DALLAS COUNTY GENERAL ELECTION
NOVEMBER 5, 1996

	REGISTRATION		JUSTICE, SUPREME COURT, PLACE 2	JUSTICE, SUPREME COURT, PLACE 3, UNEXPIRED TERM	JUDGE, COURT OF CRIMINAL APPEALS, PLACE 1	JUDGE, COURT OF CRIMINAL APPEALS, PLACE 2						
	REGISTRATION	%	REDEM	LIB	REP	LIB	REP	DEM	REP	DEM	REP	DEM
	REGISTRATION	%	REDEM	LIB	REP	LIB	REP	DEM	REP	DEM	REP	DEM
1276	337	237	70.33	188	34	3	193	14	180	40	174	45
1277	1,098	490	44.63	199	229	27	232	82	214	230	200	243
1278	0	0	0.00	0	0	0	0	0	0	0	0	0
1279	155	95	61.29	33	46	4	37	11	34	48	31	51
1280	1,574	1,084	68.87	737	199	34	807	57	757	200	735	209
1281	1,067	613	57.45	331	197	41	373	88	359	204	343	215
1282	1,004	590	58.76	311	174	45	343	95	338	181	327	188
1283	251	91	36.25	15	61	8	25	26	24	58	19	62
1284	80	34	42.50	16	16	1	17	5	16	15	13	17
1285	429	213	49.65	109	79	9	112	36	110	82	103	89
1286	996	270	27.11	216	33	4	217	9	212	35	208	36
1287	1,477	1,092	73.93	800	149	28	836	58	813	152	777	174
1288	280	209	74.64	171	19	6	177	8	173	20	167	27
1289	3	2	66.67	1	0	1	1	0	2	0	1	1
1290	378	279	73.81	218	28	7	225	15	218	32	209	35
1291	0	0	0.00	0	0	0	0	0	0	0	0	0
1292	1,806	641	35.49	171	383	34	204	142	186	397	169	410
1293	222	98	44.14	50	40	3	58	9	54	40	53	42
1294	0	49	0.00	17	27	3	24	7	22	24	22	24
1295	1,251	446	35.65	131	258	26	164	90	156	261	136	278
1296	1,043	253	24.26	72	146	12	98	47	86	141	77	149
1297	545	213	39.08	80	108	9	95	47	81	114	80	117
1298	1,431	581	40.60	218	281	29	274	91	255	275	223	305
1299	600	296	49.33	111	155	13	128	38	112	161	108	161
1300	11	5	45.45	2	2	0	3	0	3	1	2	2
1301	234	114	48.72	44	53	5	53	17	54	49	48	54
1302	1,506	263	17.46	158	87	6	176	21	163	87	158	91
1303	1,389	693	49.89	402	216	34	444	68	413	232	394	244
1304	184	507	275.54	214	228	29	264	93	231	234	223	242
1305	807	342	42.38	129	167	10	162	65	136	167	129	174
1306	644	403	62.58	281	79	11	298	31	286	82	266	99
1307	21	17	80.95	9	7	0	10	2	9	8	8	8
1308	844	632	74.88	449	121	12	481	33	448	125	423	144
1309	677	250	36.93	90	125	16	106	42	102	127	93	133
1310	63	51	80.95	41	6	0	40	0	38	7	40	6

DALLAS COUNTY GENERAL ELECTION
NOVEMBER 5, 1996

	JUSTICE, SUPREME COURT, PLACE 2			JUSTICE, SUPREME COURT, PLACE 3, UNEXPIRED TERM			JUDGE, COURT OF CRIMINAL APPEALS, PLACE 1		JUDGE, COURT OF CRIMINAL APPEALS, PLACE 2			
	R E P B A K E L Y			L I B F L U M E T			R E P H O L A N D		D E M P E W O M A C O M B			
reg	blts	%										
1311	145	13	8.97	3	10	0	3	3	3	9	3	8
1312	850	633	74.47	508	84	5	516	15	499	91	480	103
1313	4	1	25.00	1	0	0	1	0	1	0	1	0
1314	33	14	42.42	5	4	2	5	2	6	5	6	6
1315	62	37	59.68	21	8	1	23	1	22	7	22	8
1316	995	652	65.53	397	161	36	425	66	420	164	402	173
1317	951	636	66.88	275	296	15	299	73	281	302	273	307
1318	372	271	72.85	162	69	10	175	15	169	70	160	77
1319	2	1	50.00	1	0	0	1	0	1	0	1	0
1320	491	324	65.99	218	74	3	225	10	220	70	215	74
1321	0	0	0.00	0	0	0	0	0	0	0	0	0
1322	1,684	628	37.29	292	251	31	332	106	325	245	299	268
1323	155	106	68.39	82	16	4	83	5	83	18	82	18
1324	685	303	44.23	135	132	16	161	39	152	128	138	142
1325	222	86	38.74	49	33	1	49	9	49	31	49	30
1326	507	292	57.59	169	89	11	189	29	178	88	176	90
1327	5	2	40.00	0	1	0	0	0	0	1	0	1
1328	585	352	60.17	159	153	11	189	45	177	144	163	152
1329	2,626	1,582	60.24	1,090	288	56	1,151	119	1,132	294	1,109	315
1330	129	93	72.09	61	26	2	64	5	62	25	58	29
1331	1,670	1,016	60.84	615	267	56	666	102	654	268	630	290
1332	95	19	20.00	6	10	2	7	4	5	13	6	12
1333	13	4	30.77	3	0	0	3	0	2	0	2	0
1334	93	29	31.18	16	9	2	18	5	17	10	17	9
1335	730	99	13.56	44	39	8	54	16	52	37	48	41
1336	407	207	50.86	66	115	6	78	28	73	113	68	118
1337	139	62	44.60	21	38	2	25	3	23	37	21	38
1338	431	218	50.58	64	114	20	81	33	79	116	72	124
1339	304	162	53.29	58	87	6	73	29	65	83	59	90
1340	473	349	73.78	251	67	6	270	16	253	69	247	69
1341	848	533	62.85	288	166	27	320	78	293	174	280	189
1342	191	127	66.49	79	34	4	90	10	86	31	84	32
1343	815	553	67.85	387	87	12	410	25	396	82	385	86
1344	347	240	69.16	166	49	4	174	13	158	53	149	61
1345	1,098	631	57.47	340	211	27	380	51	351	210	336	220

DALLAS COUNTY GENERAL ELECTION
NOVEMBER 5, 1996

			JUSTICE, SUPREME COURT, PLACE 2	JUSTICE, SUPREME COURT, PLACE 3, UNEXPIRED TERM	JUDGE, COURT OF CRIMINAL APPEALS, PLACE 1	JUDGE, COURT OF CRIMINAL APPEALS, PLACE 2						
			R E P B A K E L Y	D E M K E L Y	L I B F L U M E	R E P A B O T	L I B H A W L E Y	R E P H O L A N D	D E M P E R I N S	R E P W O M A C K	D E M H O L C O M B	
	r e g	b l t s	%	%	%	%	%	%	%	%	%	%
1346	270	155	57.41	64	72	6	72	30	73	67	66	75
1347	551	400	72.60	315	51	10	320	19	314	58	303	67
1348	291	94	32.30	24	55	3	33	5	27	57	26	57
1349	93	53	56.99	14	30	3	20	10	17	28	12	31
1350	468	279	59.62	190	61	6	193	21	191	60	183	64
1351	28	23	82.14	21	0	2	19	2	20	0	20	0
1352	136	78	57.35	30	42	0	37	8	30	41	31	41
1353	188	95	50.53	27	53	5	33	24	27	58	28	56
1354	194	90	46.39	22	56	4	32	24	30	52	25	58
1355	557	248	44.52	55	146	21	68	69	69	152	62	164
1356	440	221	50.23	109	85	12	132	23	124	79	117	85
1357	234	88	37.61	42	34	2	47	5	46	32	44	34
1358	439	182	41.46	89	63	19	104	30	104	66	99	72
1359	395	142	35.95	50	65	15	56	35	65	63	57	70
1360	464	234	50.43	100	89	16	125	26	111	92	105	98
1361	1,133	550	48.54	155	315	25	192	106	168	322	150	341
1362	1,059	364	34.37	168	140	18	206	53	181	141	167	153
1363	12	8	66.67	4	3	0	5	0	4	2	4	2
1364	1,441	909	63.08	463	340	41	517	98	489	347	460	366
1365	4	3	75.00	3	0	0	3	0	3	0	2	1
1366	369	149	40.38	87	41	6	100	19	100	32	89	42
1367	700	271	38.71	174	71	5	195	23	186	64	180	70
1368	0	0	0.00	0	0	0	0	0	0	0	0	0
1369	1,483	753	50.78	328	327	31	374	120	357	323	327	348
1370	1,113	736	66.13	517	118	26	560	44	556	102	526	125
1371	2,392	1,118	46.74	740	233	51	785	90	772	241	738	273
1372	1,583	985	62.22	639	208	40	682	62	666	214	641	237
2201	1,275	738	57.88	457	200	18	485	48	454	211	447	217
2202	1,238	732	59.13	492	137	30	523	64	503	141	498	149
2203	3,071	1,726	56.20	1,130	389	66	1,233	141	1,184	378	1,120	424
2204	86	44	51.16	22	16	2	26	5	20	19	22	18
2205	1,399	794	56.75	443	253	43	491	97	483	241	442	282
2206	582	151	25.95	42	92	6	50	22	51	89	47	94
2207	2,374	752	31.68	392	258	39	425	91	422	253	392	278
2208	1,971	1,028	52.16	466	405	56	526	130	529	384	477	436

DALLAS COUNTY GENERAL ELECTION
NOVEMBER 5, 1996

			JUSTICE, SUPREME COURT, PLACE 2	JUSTICE, SUPREME COURT, PLACE 3, UNEXPIRED TERM	JUDGE, COURT OF CRIMINAL APPEALS, PLACE 1	JUDGE, COURT OF CRIMINAL APPEALS, PLACE 2						
			R E P B A K E R	D E M K E L Y	L I B F L U M E	R E P A B O T T	L I B H A W L E Y	R E P H O L A N D	D E M P E R I N S	R E P W O M A C K	D E M H O L C O M B	
	r e g	b l t s	%									
2209	2,936	1,822	62.06	1,271	356	47	1,340	122	1,299	347	1,248	392
2210	853	643	75.38	441	119	24	486	46	469	112	438	135
2211	981	611	62.28	323	196	28	356	57	346	190	328	207
2212	1,859	1,117	60.09	601	370	43	664	123	622	376	591	403
2213	2,012	670	33.30	271	303	29	319	72	301	298	284	307
2214	1,594	884	55.46	468	289	41	502	94	501	282	464	314
2215	1,182	607	51.35	46	531	5	61	39	48	535	37	547
2216	2,969	1,389	46.78	633	563	56	739	157	691	551	651	582
2217	2,318	1,677	72.35	1,212	264	47	1,279	90	1,241	260	1,202	289
2218	1,809	1,252	69.21	773	313	41	857	95	803	319	774	336
2219	1,575	1,041	66.10	629	276	37	668	92	651	279	619	302
2220	3,011	1,575	52.31	801	555	67	911	177	860	541	810	591
2221	2,366	1,230	51.99	746	341	31	813	86	770	340	729	375
2222	2,278	1,501	65.89	1,086	244	37	1,125	85	1,136	230	1,084	268
2223	2,432	1,636	67.27	914	486	73	993	142	966	489	900	545
2224	2,486	1,786	71.84	1,162	402	58	1,211	132	1,200	403	1,128	464
2225	1,364	752	55.13	343	281	45	408	90	380	275	351	304
2226	1,468	687	46.80	277	323	31	295	90	286	335	273	344
2227	1,022	689	67.42	390	190	42	418	70	398	204	376	223
2228	2,392	1,436	60.03	840	410	63	914	129	904	396	816	470
2229	966	672	69.57	395	183	28	423	68	419	181	398	201
2230	1,340	655	48.88	277	276	43	317	86	307	281	286	300
2231	775	507	65.42	281	159	14	296	55	295	152	276	169
2232	2,188	1,195	54.62	544	513	46	615	159	596	497	537	540
2233	1,100	651	59.18	358	208	18	395	55	375	207	353	225
2234	2,938	1,569	53.40	814	557	57	920	156	846	563	827	573
2235	2,929	1,435	48.99	776	470	49	853	168	819	461	774	498
2236	2,763	1,201	43.47	637	404	54	703	162	665	412	630	440
2237	1,412	886	62.75	686	122	14	690	36	689	126	669	142
2238	1,573	785	49.90	374	321	34	417	132	407	317	377	340
2239	2,254	841	37.31	358	384	32	408	138	372	388	345	408
2240	847	479	56.55	210	208	19	247	75	217	215	214	220
2241	1,127	686	60.87	428	172	21	460	62	453	160	425	186
2242	1,803	1,278	70.88	807	317	43	846	120	810	325	767	362
2243	2,631	1,870	71.08	1,169	465	56	1,247	155	1,187	457	1,118	512

** COMBINED OFFICIAL CANVASS **

DALLAS COUNTY GENERAL ELECTION
NOVEMBER 5, 1996

			JUSTICE, SUPREME COURT, PLACE 2	JUSTICE, SUPREME COURT, PLACE 3, UNEXPIRED TERM	JUDGE, COURT OF CRIMINAL APPEALS, PLACE 1	JUDGE, COURT OF CRIMINAL APPEALS, PLACE 2						
			R E P B A K E L Y	D E M K E L Y	L I B F L U M E	R E P A B O T	L I B H A W L E Y	R E P H O L A N D	D E M P E R K I N S	R E P W O M A C K	D E M H O L C O M B	
reg	lets	%										
2244	321	221	68.85	117	76	9	130	20	117	76	111	83
2245	1,489	677	45.47	330	273	27	386	84	357	265	332	284
2246	1,832	942	51.42	452	363	35	516	99	481	347	434	392
2247	1,365	839	61.47	523	225	20	575	45	522	232	506	244
2248	1,692	666	39.36	295	290	23	326	91	303	290	298	298
2249	976	614	62.91	438	95	16	447	47	440	99	418	114
2250	2,462	1,343	54.55	738	415	59	812	152	783	416	744	449
2251	296	192	64.86	98	77	2	107	23	98	77	100	76
2252	175	132	75.43	85	32	3	91	7	90	29	82	34
2253	999	616	61.66	315	212	30	339	92	332	208	301	235
2254	1,156	721	62.37	386	228	38	418	75	402	237	372	264
2255	2,399	1,251	52.15	713	397	43	799	149	747	396	728	410
2256	58	28	48.28	9	14	2	12	1	10	14	10	15
2257	859	490	57.04	304	108	22	309	41	312	115	299	126
2258	1,487	768	51.65	390	267	31	446	96	405	274	392	285
2259	2,536	1,482	58.44	851	435	40	934	123	886	436	853	459
2260	2,721	1,595	58.62	928	453	88	1,034	185	1,007	441	946	494
2261	2,061	1,036	50.27	489	428	49	560	148	515	441	485	471
2262	983	716	72.84	513	127	24	544	47	525	132	489	158
2263	1,651	958	58.03	466	368	40	510	111	491	368	463	388
2264	1,621	561	34.61	203	289	31	248	108	223	294	203	313
2265	1,253	762	60.81	500	157	34	523	54	502	171	479	187
2266	1,316	1,018	77.36	715	172	29	749	64	720	184	687	211
2267	1,217	594	48.81	292	218	22	337	69	312	215	292	232
2268	1,766	999	56.57	532	325	34	598	87	575	316	554	330
2269	2,926	1,433	48.97	720	533	58	791	166	764	536	708	576
2270	3,036	1,254	41.30	624	471	65	705	158	691	449	633	503
2271	1,258	924	73.45	630	180	29	660	60	641	194	617	208
2272	2,166	1,058	48.85	476	451	46	546	130	514	451	487	479
2273	2,059	1,371	66.59	778	445	45	834	155	806	439	757	487
2274	2,981	1,646	55.22	928	516	64	1,019	177	966	518	911	565
2275	2,807	1,427	50.84	700	533	85	792	198	768	537	724	575
2276	1,208	818	67.72	523	183	23	536	76	521	184	493	214
2277	2,677	1,861	69.52	1,110	496	57	1,191	134	1,135	484	1,077	535
2278	1,397	740	52.97	357	285	39	401	82	397	269	360	303

DALLAS COUNTY GENERAL ELECTION
NOVEMBER 5, 1996

	JUSTICE, SUPREME COURT, PLACE 2			JUSTICE, SUPREME COURT, PLACE 3, UNEXPIRED TERM			JUDGE, COURT OF CRIMINAL APPEALS, PLACE 1		JUDGE, COURT OF CRIMINAL APPEALS, PLACE 2				
	R E P B A K E R			D E M K E L Y			L I B F L U M E T		R E P H O L A N D		D E M H O L C O M B		
	%			%			%		%				
reg	blts												
2279	3,408	1,893	55.55	1,091	582	74	1,192	200	1,146	583	1,082	642	
2280	3,804	1,955	51.39	994	712	111	1,154	264	1,096	692	1,012	772	
2281	1,170	530	45.30	277	182	14	328	42	303	168	291	177	
2282	1,891	904	47.81	451	330	41	513	95	479	335	444	362	
2283	2,889	1,736	60.09	1,038	449	69	1,148	165	1,101	446	1,050	489	
2284	2,692	1,546	57.43	892	454	40	982	148	939	432	899	460	
2285	1,994	1,090	54.66	554	371	71	632	144	599	390	566	417	
2286	3,687	1,963	53.24	1,158	544	95	1,266	210	1,252	532	1,176	593	
2287	2,614	1,218	46.60	574	493	65	672	173	633	498	591	529	
2288	2,273	1,274	56.05	749	380	40	823	121	789	375	759	402	
2289	344	168	48.84	91	62	4	107	12	94	60	87	66	
2290	219	67	30.59	4	51	6	7	16	8	53	8	53	
2291	226	92	40.71	42	40	3	49	9	45	39	42	42	
2292	181	60	33.15	20	36	2	27	4	20	37	19	39	
2293	414	165	39.86	73	67	9	90	19	84	65	79	70	
2294	1,736	848	48.85	490	250	28	526	63	505	257	487	272	
2295	1,327	558	42.05	191	300	18	238	81	210	295	190	312	
2296	707	469	66.34	289	126	16	311	37	296	125	286	131	
2297	2,423	1,581	65.25	1,020	346	45	1,118	112	1,076	337	1,025	375	
2298	2,308	1,240	53.73	673	399	64	761	154	733	385	688	432	
2299	2,706	1,597	59.02	1,003	378	67	1,103	157	1,069	363	1,000	418	
2300	470	290	61.70	124	123	11	140	45	131	125	122	135	
2301	2,421	1,545	63.82	993	359	46	1,090	114	1,048	336	1,001	370	
2302	2,197	1,148	52.25	630	363	60	697	158	659	383	644	398	
2303	2,739	1,210	44.18	593	481	44	675	159	629	472	595	504	
2304	2,834	1,614	56.95	1,066	364	63	1,156	121	1,111	368	1,063	397	
2305	1,964	1,066	54.28	574	329	76	635	147	641	333	585	383	
2306	2,157	1,287	59.67	807	312	58	892	110	863	306	822	338	
2307	2,217	1,094	49.35	373	603	45	448	155	406	610	392	624	
2308	2,627	936	35.63	367	483	32	446	138	409	466	374	497	
2309	2,620	1,653	63.09	1,121	336	45	1,177	125	1,148	326	1,091	371	
2310	1,334	403	30.21	116	231	20	146	95	127	240	119	248	
2311	1,976	1,281	64.83	930	220	33	963	88	948	215	909	244	
2312	23	10	43.48	8	2	0	8	0	8	2	8	2	
2313	2,181	1,457	66.80	954	281	57	1,046	114	1,028	258	968	303	

DALLAS COUNTY GENERAL ELECTION
NOVEMBER 5, 1996

	JUSTICE, SUPREME COURT, PLACE 2			JUSTICE, SUPREME COURT, PLACE 3, UNEXPIRED TERM			JUDGE, COURT OF CRIMINAL APPEALS, PLACE 1		JUDGE, COURT OF CRIMINAL APPEALS, PLACE 2			
	R E P B A K E L Y			L I B F L U M E T			R E P H O L A N D		D E M P R E W O M C O M B			
	reg	ts	%									
2314	2,298	1,064	46.30	522	418	42	579	131	562	410	524	447
2315	2,715	1,051	38.71	585	336	47	647	106	634	330	589	364
2316	2,169	1,176	54.22	688	324	38	760	108	732	315	697	348
2317	2,651	1,359	51.26	752	427	67	848	148	800	432	762	471
2318	2,081	1,247	59.92	749	327	60	839	109	796	326	762	350
2319	2,531	875	34.57	246	518	33	297	139	286	509	262	531
2320	334	165	49.40	64	87	6	77	22	71	82	66	87
2321	357	55	15.41	2	50	1	2	4	2	51	2	51
2322	1,581	832	52.62	453	291	27	493	90	474	288	431	323
2323	1,374	601	43.74	252	283	26	293	88	282	274	258	295
2324	2,095	581	27.73	331	183	15	379	50	346	189	333	199
2325	2,514	1,179	46.90	572	439	52	670	138	624	430	583	467
2326	1,409	832	59.05	485	238	38	544	80	505	247	489	263
2327	2,867	1,654	57.69	1,009	439	72	1,089	208	1,055	462	1,021	493
2328	1,042	470	45.11	85	348	12	108	70	91	352	84	362
2329	2,128	1,245	58.51	734	354	35	816	105	762	345	726	380
2330	218	87	39.91	21	60	1	28	18	28	54	20	62
2331	32	6	18.75	4	2	0	4	0	4	2	4	2
2332	5	2	40.00	2	0	0	1	1	2	0	1	1
2333	169	56	33.14	15	39	0	18	13	19	36	16	39
2334	860	380	44.19	153	174	20	181	67	163	180	157	188
2335	257	99	38.52	40	47	3	46	14	38	49	38	51
2336	247	88	35.63	41	40	4	45	16	45	41	44	40
2337	257	134	52.14	75	44	4	85	10	78	41	76	43
2338	268	116	43.28	46	45	8	55	18	51	50	46	50
2339	842	288	34.20	85	164	21	110	66	95	167	92	174
2340	105	52	49.52	4	45	2	5	3	4	45	3	46
2341	363	180	49.59	52	106	4	53	19	55	103	54	106
2342	878	346	39.41	134	166	7	163	61	149	159	134	170
2343	622	231	37.14	66	141	12	78	67	72	146	71	146
2344	554	266	48.01	114	116	13	131	46	128	111	116	123
2345	372	149	40.05	34	100	9	51	36	45	97	39	103
2346	1,034	816	78.92	610	122	25	640	45	625	128	606	141
2347	0	212	0.00	38	155	6	45	44	40	160	34	166
2348	1,083	474	43.77	187	209	24	204	67	200	216	191	225

** COMBINED OFFICIAL CANVASS **

DALLAS COUNTY GENERAL ELECTION
NOVEMBER 5, 1996

			JUSTICE, SUPREME COURT, PLACE 2	JUSTICE, SUPREME COURT, PLACE 3, UNEXPIRED TERM	JUDGE, COURT OF CRIMINAL APPEALS, PLACE 1	JUDGE, COURT OF CRIMINAL APPEALS, PLACE 2						
			R E P B A K E L Y	D E M K E L Y	L I B F L U M E	R E P A B O T	L I B H A W L E Y	R E P H O L A N D	D E M P E R K I N S	R E P W O M A C K	D E M H O L C O M B	
reg	lets	%										
2349	583	241	41.34	105	105	11	120	33	107	112	101	119
2350	1,080	440	40.74	196	193	23	224	79	217	193	199	204
2351	2,034	865	42.53	364	366	48	429	102	412	356	376	388
2352	0	0	0.00	0	0	0	0	0	0	0	0	0
2353	330	219	66.36	157	41	4	161	12	162	39	156	43
2354	61	50	81.97	39	8	2	40	6	39	10	35	13
2355	570	384	67.37	274	62	9	291	10	287	55	276	62
2356	129	49	37.98	35	10	0	33	5	33	11	33	11
2357	696	374	53.74	179	149	22	215	57	206	143	184	164
2358	692	327	47.25	163	128	12	190	43	180	117	168	132
2359	921	458	49.73	171	210	28	202	71	202	203	171	226
2360	743	124	16.69	24	86	6	31	15	26	88	24	90
2361	128	24	18.75	9	11	0	12	3	11	10	9	12
2362	614	396	64.50	205	128	22	220	42	213	133	199	152
2363	318	172	54.09	69	76	16	82	33	89	72	80	82
2364	0	0	0.00	0	0	0	0	0	0	0	0	0
2365	75	54	72.00	28	21	2	29	6	28	23	25	25
2366	12	6	50.00	5	0	0	5	0	5	0	5	0
2367	256	175	68.36	95	57	6	108	15	97	58	93	63
2368	158	109	68.99	71	18	9	77	10	76	22	70	27
2369	0	0	0.00	0	0	0	0	0	0	0	0	0
2370	277	133	48.01	43	70	8	54	22	55	67	50	70
2371	287	178	62.02	97	57	7	105	11	102	57	93	65
2372	1,409	767	54.44	578	98	18	599	32	588	106	580	109
2373	1,145	818	71.44	625	110	19	656	40	633	117	620	132
2374	269	140	52.04	63	61	9	75	15	68	66	65	69
2375	298	105	35.23	26	65	4	32	18	31	67	30	66
2376	0	2	0.00	1	1	0	1	0	1	1	1	1
2377	119	62	52.10	22	34	1	25	15	23	35	21	37
2378	253	123	48.62	46	58	9	57	19	49	62	46	67
2379	1	0	0.00	0	0	0	0	0	0	0	0	0
2380	1,638	924	56.41	412	358	59	465	143	473	350	423	393
2381	692	488	70.52	295	137	11	309	49	297	132	285	148
2382	97	71	73.20	43	17	2	48	8	42	19	43	17
2383	157	73	46.50	37	26	4	51	6	41	25	39	28

DALLAS COUNTY GENERAL ELECTION
NOVEMBER 5, 1996

	JUSTICE, SUPREME COURT, PLACE 2		JUSTICE, SUPREME COURT, PLACE 3, UNEXPIRED TERM		JUDGE, COURT OF CRIMINAL APPEALS, PLACE 1		JUDGE, COURT OF CRIMINAL APPEALS, PLACE 2									
	R E P B A K E R		D E M K E L Y		L I B F L U M E		R E P A B O T T		L I B H A W L E Y		R E P H O L A N D		D E M P W O M A C K		D E M H O L C O M B	
	reg	ts	%													
2384	2,473	1,296	52.41	706	429	51	798	132	749	427	718	458				
2385	2,478	1,140	46.00	720	276	51	804	106	780	259	741	288				
2386	1,837	973	52.97	580	278	44	644	113	630	263	591	298				
2387	2,527	1,422	56.27	772	449	71	877	161	847	428	797	469				
2388	3,759	2,315	61.59	1,375	675	75	1,533	237	1,428	672	1,365	724				
2389	80	51	63.75	30	10	1	30	2	36	8	28	12				
2390	0	1	0.00	1	0	0	1	0	0	1	0	1				
2391	30	14	46.67	3	10	0	8	0	5	7	6	6				
2392	30	7	23.33	2	4	1	2	2	3	4	3	4				
2393	1,792	881	49.16	350	423	54	430	148	405	420	375	448				
2394	1,055	450	42.65	225	164	25	253	57	249	166	229	184				
2395	1,082	537	49.63	307	161	22	336	58	322	168	309	175				
2396	982	605	61.61	340	182	27	390	68	367	175	352	186				
3301	1,150	380	33.04	68	262	18	93	64	80	262	65	276				
3302	545	293	53.76	70	192	9	91	62	83	185	67	199				
3303	508	207	40.75	20	168	5	30	21	21	169	20	171				
3304	1,071	416	38.84	45	316	26	67	118	63	321	46	337				
3305	1,153	481	41.72	8	452	6	13	29	9	455	9	456				
3306	1,116	601	53.85	232	294	28	286	105	264	280	244	301				
3307	1,464	346	23.63	66	238	18	107	66	81	239	73	248				
3308	3	5	166.67	2	2	1	2	1	3	2	3	2				
3309	864	334	38.66	12	287	4	19	32	11	294	11	294				
3310	1,516	155	10.22	62	65	11	71	31	73	65	67	70				
3311	709	275	38.79	53	186	12	69	52	58	188	55	194				
3312	2,882	998	34.63	276	563	56	327	176	304	585	274	610				
3313	287	124	43.21	39	63	12	49	28	48	64	46	65				
3314	2,585	1,274	49.28	54	1,146	11	88	144	53	1,147	47	1,155				
3315	2,267	994	43.85	9	926	6	18	60	16	923	8	931				
3316	217	83	38.25	5	72	1	7	7	6	71	5	72				
3317	421	52	12.35	4	40	3	8	11	4	43	3	45				
3318	2,260	1,027	45.44	15	933	11	28	69	23	935	15	941				
3319	2,498	911	36.47	19	855	4	24	36	25	849	20	856				
3320	796	320	40.20	8	296	1	14	15	6	300	8	297				
3321	1,031	436	42.29	7	389	3	16	32	8	388	7	393				
3322	1,507	702	46.58	11	658	6	18	43	12	660	10	662				

DALLAS COUNTY GENERAL ELECTION
NOVEMBER 5, 1996

			JUSTICE, SUPREME COURT, PLACE 2	JUSTICE, SUPREME COURT, PLACE 3, UNEXPIRED TERM	JUDGE, COURT OF CRIMINAL APPEALS, PLACE 1	JUDGE, COURT OF CRIMINAL APPEALS, PLACE 2						
			R E P B A K E L Y	D E M L I B F L U M E	L I B P A B O T	R E P H O L A N D	D E M P E R O M A C O M B					
		%										
reg	lets											
3323	946	390	41.23	11	351	3	21	24	11	353	10	354
3324	1,133	527	46.51	9	478	3	12	27	8	480	10	478
3325	1,714	742	43.29	12	693	4	14	55	12	695	4	703
3326	942	292	31.00	1	265	3	8	21	3	265	2	266
3327	327	182	55.66	57	93	8	55	34	53	101	51	102
3328	1,137	514	45.21	77	399	7	103	53	76	404	64	414
3329	1,322	619	46.82	128	417	16	154	83	143	407	130	420
3330	1,971	1,056	53.58	359	577	19	421	134	376	570	356	583
3331	2,350	1,151	48.98	365	656	25	408	162	391	645	346	686
3332	520	263	50.58	7	243	3	8	24	10	243	5	248
3333	1,468	678	46.19	13	638	4	20	60	13	637	14	638
3334	1,106	590	53.35	17	539	5	29	49	18	542	18	542
3335	2,105	966	45.89	21	896	6	34	45	25	895	23	896
3336	1,754	728	41.51	2	674	8	12	32	9	672	1	682
3337	3,030	1,455	48.02	32	1,352	6	52	131	30	1,355	27	1,363
3338	1,811	929	51.30	13	869	5	18	69	11	871	8	876
3339	123	66	53.66	4	53	4	15	15	12	49	6	57
3340	2,007	863	43.00	143	630	28	184	152	172	621	143	647
3341	350	177	50.57	5	167	3	8	20	8	165	3	170
3342	446	171	38.34	43	103	9	55	30	48	101	43	110
3343	2,861	1,326	46.35	202	995	34	275	209	221	992	209	1,003
3344	1,825	768	42.08	159	538	22	194	126	173	542	170	545
3345	870	352	40.46	34	288	3	53	59	39	289	35	290
3346	2,080	773	37.16	278	397	40	333	119	308	406	280	428
3347	2,812	1,132	40.26	539	452	54	632	176	593	444	557	479
3348	1,475	602	40.81	12	569	3	19	28	13	570	13	571
3349	510	180	35.29	9	158	2	14	17	8	160	8	162
3350	477	200	41.93	37	142	8	48	22	39	146	42	143
3351	61	23	37.70	1	20	1	1	3	1	21	0	22
3352	868	483	55.65	157	244	22	175	75	166	252	153	267
3353	948	358	37.76	32	271	10	53	53	35	276	35	278
3354	1,179	547	46.40	175	296	23	216	70	203	287	188	301
3355	1,887	853	45.20	321	415	38	360	108	352	404	321	430
3356	2,798	1,402	50.11	58	1,271	12	72	75	61	1,274	56	1,283
3357	1,814	902	49.72	21	841	10	35	71	29	838	21	851

DALLAS COUNTY GENERAL ELECTION
NOVEMBER 5, 1996

	JUSTICE, SUPREME COURT, PLACE 2			JUSTICE, SUPREME COURT, PLACE 3, UNEXPIRED TERM			JUDGE, COURT OF CRIMINAL APPEALS, PLACE 1			JUDGE, COURT OF CRIMINAL APPEALS, PLACE 2		
	R E P B A K E L Y			L I B F L U M E T			R E P H O L A N D			D E M R E P W O M C O M B		
reg	ts	%	R	Y	E	T	Y	D	S	K	M	B
3358	822	334	40.63	123	161	17	146	52	133	165	133	159
3359	891	384	43.10	152	176	18	172	57	159	181	149	191
3360	2,750	1,256	45.67	652	405	62	708	138	693	413	673	433
3361	277	138	49.82	19	105	1	26	10	24	101	18	106
3362	1,247	488	39.13	14	446	4	19	45	14	447	9	451
3363	2,742	1,341	48.91	22	1,251	10	49	88	29	1,255	20	1,257
3364	527	150	28.46	38	94	4	45	22	44	90	42	92
3365	338	156	46.15	38	92	10	50	26	45	94	46	96
3366	492	110	22.36	4	94	0	4	5	4	95	2	95
3367	2,258	1,361	60.27	37	1,243	13	84	122	49	1,231	32	1,255
3368	1,488	856	57.53	16	806	6	28	52	16	808	14	809
3369	2,705	1,095	40.48	55	976	18	91	133	58	985	46	995
3370	1,453	657	45.22	205	346	30	227	90	207	363	187	385
3371	1,510	672	44.50	13	609	10	31	64	18	612	20	615
3372	2,461	1,049	42.62	32	972	6	47	79	26	980	24	986
3373	3,152	1,626	51.59	643	741	86	738	282	701	751	618	825
3374	2,775	1,476	53.19	34	1,345	10	63	92	38	1,348	27	1,359
3375	2,674	1,175	43.94	21	1,096	9	35	68	23	1,103	18	1,103
3376	1,947	788	40.47	18	732	3	31	51	13	735	15	736
3377	1,222	556	45.50	12	522	2	18	25	17	519	11	523
3378	2,124	795	37.43	13	742	4	26	64	12	745	9	749
3379	463	206	44.49	11	185	2	12	17	8	189	8	190
3380	1,214	586	48.27	12	552	4	23	50	14	554	11	556
3381	1,070	456	42.62	12	418	8	28	45	18	421	16	424
3382	2,141	1,029	48.06	71	898	7	103	121	73	904	67	901
3383	2,280	1,079	47.32	46	949	15	59	135	51	951	42	965
3384	1,978	1,097	55.46	52	970	15	94	157	65	964	48	978
3385	1,070	431	40.28	7	397	6	10	28	9	400	5	404
3386	884	434	49.10	231	135	20	244	66	244	139	230	148
3387	48	8	16.67	2	4	2	2	2	3	5	2	6
3388	256	87	33.98	32	39	6	36	16	30	40	35	36
3389	1,240	682	55.00	39	599	12	70	83	52	596	37	612
3390	576	246	42.71	10	232	1	7	16	7	232	7	231
3391	610	396	64.92	177	167	16	205	50	178	179	168	188
3392	1,501	697	46.44	19	639	4	41	65	26	635	15	643

** COMBINED OFFICIAL CANVASS **

DALLAS COUNTY GENERAL ELECTION
NOVEMBER 5, 1996

			JUSTICE, SUPREME COURT, PLACE 2	JUSTICE, SUPREME COURT, PLACE 3, UNEXPIRED TERM	JUDGE, COURT OF CRIMINAL APPEALS, PLACE 1	JUDGE, COURT OF CRIMINAL APPEALS, PLACE 2						
	REG	TS	%	RE	LY	ME	TT	YE	ND	NS	CK	MB
3393	1,698	650	38.28	311	264	35	356	100	334	272	323	285
3394	1,777	1,061	59.71	17	1,011	8	31	55	23	1,008	14	1,015
3395	44	6	13.64	1	5	0	1	1	1	5	1	5
3396	1,497	820	54.78	336	349	63	396	143	365	361	322	403
3397	1,328	677	50.98	16	626	7	33	50	21	626	18	628
3398	235	95	40.43	31	49	5	37	10	36	50	29	54
3399	1,515	729	48.12	267	360	33	331	111	305	348	275	381
3400	472	128	27.12	16	106	1	21	18	12	110	12	110
3401	548	280	51.09	77	172	8	93	37	77	173	72	180
3402	528	212	40.15	38	162	1	53	28	41	160	37	163
3403	17	16	94.12	5	9	1	7	0	6	9	5	10
3404	756	509	67.33	254	175	22	283	53	265	176	242	198
3405	1,206	459	38.06	73	347	5	97	71	78	346	75	349
3406	2,038	1,287	63.15	654	473	43	741	129	693	477	640	518
3407	802	578	72.07	305	190	15	333	48	321	184	299	201
3408	170	76	44.71	26	41	5	30	15	27	44	29	42
3409	3	2	66.67	1	1	0	0	0	1	1	1	1
3410	1,132	666	58.83	188	414	10	224	81	196	414	184	428
3411	110	71	64.55	19	48	3	23	10	21	49	20	50
3412	2,347	1,512	64.42	610	737	39	697	163	634	736	603	762
3413	423	254	60.05	78	149	12	104	37	90	148	73	161
3414	618	348	56.31	61	261	8	98	54	68	258	62	267
3415	139	78	56.12	21	46	2	25	17	22	49	17	55
3416	497	190	38.23	34	144	7	36	31	40	141	37	144
3417	3	3	100.00	0	2	1	0	1	2	1	0	3
3418	189	92	48.68	23	63	1	29	12	20	65	20	65
3419	317	208	65.62	129	59	5	132	25	133	57	128	58
3420	197	38	19.29	12	21	2	13	7	13	22	13	22
3421	314	179	57.01	31	128	4	37	21	32	129	29	134
3422	43	10	23.26	0	10	0	0	2	0	10	0	10
3423	1	1	100.00	0	1	0	0	0	0	1	0	1
3424	632	215	34.02	5	188	0	10	17	6	188	4	190
3425	1,044	562	53.83	196	275	20	226	86	209	277	185	292
3426	0	0	0.00	0	0	0	0	0	0	0	0	0
3427	146	41	28.08	1	37	0	2	2	1	37	1	37

DALLAS COUNTY GENERAL ELECTION
NOVEMBER 5, 1996

			JUSTICE, SUPREME COURT, PLACE 2	JUSTICE, SUPREME COURT, PLACE 3, UNEXPIRED TERM	JUDGE, COURT OF CRIMINAL APPEALS, PLACE 1	JUDGE, COURT OF CRIMINAL APPEALS, PLACE 2						
			R E P B A K E L Y	D E M K E L Y	L I B F L U M E	R E P A B O T	L I B H A W L E Y	R E P H O L A N D	D E M P E R K I N S	R E P W O M A C K	D E M H O L C O M B	
reg	ts	%										
3428	968	276	28.51	4	258	2	5	13	3	260	2	261
3429	778	267	34.32	6	235	1	7	30	8	237	5	237
3430	259	78	30.12	9	55	1	8	8	8	57	8	57
3431	488	152	31.15	13	122	4	14	13	15	123	14	124
3432	10	6	60.00	0	6	0	0	0	0	6	0	6
3433	3	2	66.67	0	1	1	0	1	0	2	0	2
3434	1,712	766	44.74	156	523	29	195	116	171	527	156	541
3435	1,529	635	41.53	6	605	0	13	34	8	604	6	608
3436	81	29	35.80	13	10	2	13	9	14	11	16	11
3437	714	427	59.80	23	382	5	28	24	20	390	18	390
3438	1,605	458	28.54	88	317	23	107	98	89	331	86	331
3439	109	57	52.29	18	28	4	21	15	19	29	17	30
3440	33	4	12.12	1	3	0	0	1	0	3	0	3
3441	164	75	45.73	9	60	2	16	8	14	57	9	62
3442	42	12	28.57	2	10	0	3	1	2	10	1	11
3443	1,557	826	53.05	368	345	34	425	138	395	338	376	354
3444	1,928	998	51.76	64	854	13	72	70	68	865	62	869
3445	1,515	844	55.71	53	741	14	71	75	64	734	53	747
3446	6	2	33.33	0	1	0	0	0	0	1	0	1
3447	520	265	50.96	115	107	13	131	35	131	101	113	114
3448	1,285	593	46.15	19	537	7	41	64	19	540	15	545
3449	245	90	36.73	9	72	2	16	16	13	70	11	71
3450	29	26	89.66	16	8	1	16	4	16	8	15	9
3451	418	258	61.72	163	63	13	173	32	171	65	163	73
3452	308	106	34.42	28	67	7	37	27	32	70	32	70
3453	1,489	814	54.67	190	506	57	253	221	212	526	195	543
3454	172	63	36.63	5	56	0	6	2	3	59	5	57
3455	412	154	37.38	4	136	1	9	16	5	138	4	138
3456	98	36	36.73	14	15	0	15	3	13	16	14	16
3457	222	93	41.89	36	46	3	40	13	35	49	34	50
3458	341	148	43.40	31	88	10	45	33	40	84	34	89
3459	288	111	38.54	2	101	0	5	6	4	98	3	98
3460	235	65	27.66	6	57	1	11	11	4	61	4	61
3461	183	13	7.10	3	7	3	5	6	4	9	2	11
3462	22	1	4.55	0	1	0	0	0	0	1	0	1

DALLAS COUNTY GENERAL ELECTION
NOVEMBER 5, 1996

			JUSTICE, SUPREME COURT, PLACE 2	JUSTICE, SUPREME COURT, PLACE 3, UNEXPIRED TERM	JUDGE, COURT OF CRIMINAL APPEALS, PLACE 1	JUDGE, COURT OF CRIMINAL APPEALS, PLACE 2						
			R E P B A K E L Y	D E M I B F L U M E	L I B P A B O T	R E P H O L A N D	L I B H A W L A N D	R E P H O L A N D	D E M P S E R I A L C O M B	R E P H O L A N D	D E M H O L C O M B	
3463	803	234	29.14	52	163	10	63	57	56	165	56	164
3464	729	199	27.30	9	172	1	11	15	8	174	9	176
3465	247	98	39.68	24	62	3	25	13	22	63	22	63
3466	703	282	40.11	165	89	3	175	15	169	88	167	88
3467	232	98	42.24	14	76	2	12	11	13	76	13	77
3468	823	253	30.74	32	184	11	46	35	40	187	37	188
3469	6	0	0.00	0	0	0	0	0	0	0	0	0
3470	9	5	55.56	5	0	0	5	0	5	0	5	0
3471	887	300	33.82	46	225	14	59	66	57	228	49	234
3472	792	416	52.53	69	313	4	91	64	81	300	68	315
3473	882	505	57.26	146	296	19	170	80	169	284	142	311
3474	270	100	37.04	10	81	4	10	24	15	80	13	83
3475	106	72	67.92	30	35	4	33	13	31	37	28	40
3476	1,028	459	44.65	45	395	4	49	46	39	400	39	403
3477	315	145	46.03	29	108	1	36	14	25	111	26	110
3478	1,781	996	55.92	237	627	32	285	154	257	627	240	649
3479	362	216	59.67	59	138	4	57	35	51	145	49	144
3480	3,248	1,446	44.52	170	1,167	29	233	222	190	1,167	171	1,180
3481	2,136	959	44.90	53	839	15	98	161	64	840	44	862
3482	2,476	1,653	66.76	196	1,322	18	240	225	205	1,319	183	1,338
3483	2,280	1,468	64.39	248	1,114	24	296	189	270	1,112	234	1,138
3484	2,389	1,319	55.21	139	1,091	21	186	200	132	1,110	118	1,124
3485	2,287	1,545	67.56	254	1,155	35	300	193	277	1,157	243	1,196
3486	2,383	976	40.96	511	411	11	536	72	513	414	505	425
3487	702	250	35.61	15	218	2	16	23	12	224	11	223
3488	1,860	816	43.87	28	754	1	33	39	24	756	25	758
3489	1,007	351	34.86	10	326	0	17	28	9	326	5	330
3490	410	134	32.68	4	124	1	9	7	7	122	5	124
3491	236	70	29.66	22	34	4	21	14	23	38	22	38
3492	281	144	51.25	2	132	1	3	10	0	135	3	133
3493	278	140	50.36	2	134	0	5	13	3	132	2	133
3494	0	1	0.00	0	1	0	0	1	0	1	0	1
3495	741	292	39.41	3	272	1	5	8	3	273	4	271
3496	13	0	0.00	0	0	0	0	0	0	0	0	0
3497	222	59	26.58	2	54	0	5	2	3	52	3	53

DALLAS COUNTY GENERAL ELECTION
NOVEMBER 5, 1996

	JUSTICE, SUPREME COURT, PLACE 2			JUSTICE, SUPREME COURT, PLACE 3, UNEXPIRED TERM			JUDGE, COURT OF CRIMINAL APPEALS, PLACE 1		JUDGE, COURT OF CRIMINAL APPEALS, PLACE 2			
	R E P B A K E L Y			L I B F L U M E T			R E P H O L A N D		D E M R E P W O M C O M B			
reg	blts	%	R	Y	E	T	Y	D	S	K	M	B
3498	248	139	56.05	38	92	4	44	14	40	93	38	95
3499	1,262	322	25.52	16	285	3	22	34	18	285	16	284
3500	224	26	11.61	6	17	1	6	8	6	16	6	19
3501	414	128	30.92	27	92	3	33	21	26	94	26	95
3502	97	4	4.12	1	2	0	2	1	2	2	1	3
3503	442	259	58.60	92	141	5	102	29	86	149	83	154
3504	134	68	50.75	24	41	1	28	8	25	40	25	40
3505	182	84	46.15	17	65	1	14	21	14	68	15	68
3506	478	223	46.65	54	142	6	72	21	63	138	56	141
3507	70	46	65.71	11	26	3	15	6	15	25	12	27
3508	230	108	46.96	6	94	0	7	14	6	94	5	95
3509	174	49	28.16	12	34	0	12	3	12	33	11	35
3510	57	23	40.35	8	13	0	7	4	8	12	7	13
3511	137	70	51.09	16	47	1	19	4	16	47	14	48
3512	0	0	0.00	0	0	0	0	0	0	0	0	0
3513	2	0	0.00	0	0	0	0	0	0	0	0	0
3514	390	179	45.90	57	99	5	69	24	60	101	55	102
3515	290	169	58.28	50	109	5	65	43	55	108	51	112
3516	659	228	34.60	32	174	5	45	43	38	171	35	176
3517	48	12	25.00	3	8	1	3	3	3	9	3	9
3518	224	44	19.64	10	30	0	9	8	11	30	10	30
3519	1	0	0.00	0	0	0	0	0	0	0	0	0
3520	269	168	62.45	31	125	5	39	23	29	130	29	129
3521	541	191	35.30	59	107	7	66	22	67	105	61	107
3522	314	127	40.45	31	80	4	42	22	35	79	32	80
3523	945	370	39.15	43	299	9	64	55	48	299	52	299
3524	236	31	13.14	7	19	0	7	0	7	19	6	19
3525	3	1	33.33	0	1	0	0	1	0	1	0	1
3526	853	351	41.15	53	246	18	75	69	64	250	54	261
3527	350	154	44.00	30	115	1	38	25	29	116	26	118
3528	147	52	35.37	17	32	2	20	12	19	31	19	31
3529	95	43	45.26	10	25	6	16	9	14	26	12	27
3530	500	211	42.20	66	108	8	69	26	65	108	63	113
3531	254	138	54.33	73	48	4	80	16	81	37	69	48
3532	285	125	43.86	7	105	5	12	14	9	106	9	107

** COMBINED OFFICIAL CANVASS **

DALLAS COUNTY GENERAL ELECTION
NOVEMBER 5, 1996

			JUSTICE, SUPREME COURT, PLACE 2	JUSTICE, SUPREME COURT, PLACE 3, UNEXPIRED TERM	JUDGE, COURT OF CRIMINAL APPEALS, PLACE 1	JUDGE, COURT OF CRIMINAL APPEALS, PLACE 2						
	REG	REG	%	R	L	R	L	R	D	R	D	
				E	I	E	I	E	E	E	E	
				P	B	P	B	P	M	P	P	
				B	F	A	B	H	H	R	W	
				A	L	O	O	A	L	K	O	
				K	U	B	O	W	L	I	M	
				E	M	T	T	L	A	N	A	
				R	Y	E	E	Y	N	S	C	
											K	
												M
												B
3533	1,248	500	40.06	133	307	17	152	61	145	302	128	316
3534	449	189	42.09	2	175	0	4	11	3	173	1	175
3535	367	197	53.68	12	172	2	23	36	18	165	14	170
3536	0	0	0.00	0	0	0	0	0	0	0	0	0
3537	44	13	29.55	1	9	0	1	1	1	10	2	9
3538	32	10	31.25	3	7	0	4	1	4	6	1	9
3539	317	67	21.14	20	41	1	22	6	18	44	20	41
3540	203	103	50.74	7	88	2	13	15	9	87	9	87
3541	39	15	38.46	9	2	0	9	1	10	2	8	4
3542	954	353	37.00	8	329	3	9	9	7	330	7	332
3543	545	255	46.79	107	102	14	123	47	115	104	109	109
3544	837	511	61.05	246	189	24	285	58	260	194	246	206
3545	248	51	20.56	6	39	1	14	9	10	39	8	39
3546	442	168	38.01	54	79	12	67	22	58	83	56	89
3547	479	271	56.58	93	134	10	106	40	89	142	88	142
3548	1	0	0.00	0	0	0	0	0	0	0	0	0
3549	40	22	55.00	5	15	0	7	3	3	17	5	15
3550	10	10	100.00	4	5	0	4	3	5	4	4	5
3551	127	54	42.52	5	36	3	2	11	5	40	7	38
3552	0	0	0.00	0	0	0	0	0	0	0	0	0
3553	59	25	42.37	3	21	0	5	3	5	20	2	21
3554	2	0	0.00	0	0	0	0	0	0	0	0	0
3555	0	0	0.00	0	0	0	0	0	0	0	0	0
3556	148	62	41.89	15	42	2	16	10	15	43	13	45
3557	298	111	37.25	48	45	8	55	12	56	44	49	52
3558	1,563	731	46.77	331	268	39	381	72	358	275	346	275
3559	945	299	31.64	126	122	20	139	60	143	122	137	125
3560	170	73	42.94	24	37	2	28	10	24	38	22	40
3561	701	305	43.51	7	279	3	10	27	6	282	6	283
3562	585	184	31.45	66	88	9	83	29	78	83	70	91
3563	16	3	18.75	2	1	0	2	0	2	1	2	1
3564	185	65	35.14	14	39	6	17	13	19	40	16	43
3565	344	81	23.55	10	67	2	11	12	12	67	10	69
3566	155	75	48.39	32	27	5	38	4	35	29	32	30
3567	304	155	50.99	10	124	5	16	17	13	125	9	129

DALLAS COUNTY GENERAL ELECTION
NOVEMBER 5, 1996

	REGISTRATION		JUSTICE, SUPREME COURT, PLACE 2	JUSTICE, SUPREME COURT, PLACE 3, UNEXPIRED TERM	JUDGE, COURT OF CRIMINAL APPEALS, PLACE 1	JUDGE, COURT OF CRIMINAL APPEALS, PLACE 2						
	REGISTRATION	%	REDEM	LIB	REP	LIB	REP	DEM	REP	DEM	REP	DEM
	REGISTRATION	%	REDEM	LIB	REP	LIB	REP	DEM	REP	DEM	REP	DEM
3568	212	80	37.74	20	45	5	28	15	25	41	20	46
3569	476	247	51.89	81	139	13	93	45	81	143	79	146
3570	0	0	0.00	0	0	0	0	0	0	0	0	0
3571	1,563	613	39.22	236	298	24	281	88	264	292	244	314
3572	886	244	27.54	13	220	0	14	19	12	219	11	220
3573	497	225	45.27	75	121	7	84	23	80	123	75	126
4401	2,551	1,359	53.27	697	454	75	763	151	747	450	701	487
4402	3,712	2,157	58.11	1,158	692	110	1,285	245	1,232	699	1,159	763
4403	2,775	1,457	52.50	708	544	69	805	179	771	539	732	571
4404	1,177	419	35.60	169	196	23	200	56	190	191	167	210
4405	792	505	63.76	76	393	12	107	70	83	395	80	400
4406	2,720	1,751	64.38	1,091	423	57	1,170	127	1,114	430	1,080	465
4407	2,844	1,198	42.12	541	509	56	613	137	576	517	547	544
4408	838	410	48.93	213	150	18	230	30	226	151	214	163
4409	1,500	601	40.07	193	325	22	209	72	212	323	193	342
4410	1,226	515	42.01	183	279	24	210	74	201	273	181	293
4411	2,590	928	35.83	83	701	24	132	84	105	700	90	713
4412	1,065	372	34.93	97	233	12	114	53	114	225	108	235
4413	2,181	1,277	58.55	735	379	54	802	126	772	388	742	414
4414	1,748	955	54.63	498	326	50	552	106	538	323	510	351
4415	2,806	1,563	55.70	775	577	73	883	184	858	558	802	609
4416	1,105	397	35.93	59	313	8	72	40	59	321	56	323
4417	1,675	1,042	62.21	632	284	38	683	91	666	275	635	302
4418	1,336	933	69.84	447	342	42	504	128	485	337	433	378
4419	533	278	52.16	84	153	8	106	52	82	164	82	164
4420	644	433	67.24	238	129	16	249	50	233	142	224	150
4421	1,647	849	51.55	328	423	41	388	117	377	403	336	439
4422	1,061	393	37.04	70	285	5	87	40	73	283	71	284
4423	1,492	745	49.93	297	350	36	348	113	328	348	309	364
4424	1,988	923	46.43	379	415	42	424	99	396	432	389	434
4425	2,244	1,124	50.09	535	471	29	591	114	556	469	521	501
4426	1,296	568	43.83	165	324	22	178	76	173	331	168	337
4427	2,462	1,096	44.52	305	675	32	369	135	330	676	307	695
4428	1,146	309	26.96	99	179	10	120	61	107	180	99	187
4429	1,557	659	42.32	184	400	19	217	89	205	391	185	410

DALLAS COUNTY GENERAL ELECTION
NOVEMBER 5, 1996

	JUSTICE, SUPREME COURT, PLACE 2		JUSTICE, SUPREME COURT, PLACE 3, UNEXPIRED TERM		JUDGE, COURT OF CRIMINAL APPEALS, PLACE 1		JUDGE, COURT OF CRIMINAL APPEALS, PLACE 2					
	R E P B A K E L Y		L I B F L U M E T		R E P H O L A N D		D E M P E W O M C O M B					
	reg	ts	%									
4430	1,066	596	55.91	220	293	20	247	105	235	297	229	302
4431	1,229	538	43.78	112	373	24	148	93	142	362	114	383
4432	2,489	1,007	40.46	239	648	23	294	116	265	625	247	643
4433	938	391	41.68	184	154	19	198	62	194	156	191	161
4434	1,844	877	47.56	257	494	50	329	137	280	509	260	524
4435	1,279	509	39.80	95	338	9	120	47	101	340	90	347
4436	547	257	46.98	126	89	17	138	31	144	89	134	93
4437	1,859	842	45.29	369	360	46	413	109	393	372	370	391
4438	1,280	587	45.86	239	264	26	265	82	254	266	238	285
4439	1,694	795	46.93	259	448	25	302	122	283	435	272	448
4440	171	77	45.03	31	29	1	36	4	31	30	30	30
4441	2,080	1,195	57.45	584	458	29	654	88	621	442	587	472
4442	544	272	50.00	122	118	9	134	36	134	116	124	125
4443	2,204	1,233	55.94	673	416	46	722	128	702	417	677	443
4444	1,036	586	56.56	113	430	12	158	71	125	424	115	428
4445	1,410	898	63.69	315	480	30	340	141	329	482	297	515
4446	1,795	878	48.91	457	319	30	503	92	480	309	453	342
4447	395	287	72.66	143	111	7	154	25	152	108	136	121
4448	479	297	62.00	125	138	10	152	41	122	148	117	150
4449	885	542	61.24	363	102	21	378	43	374	108	358	123
4450	536	191	35.63	85	79	6	87	27	84	84	77	89
4451	541	66	12.20	11	54	1	12	10	13	52	12	53
4452	1,549	705	45.51	306	294	27	340	91	326	295	317	304
4453	2,617	1,414	54.03	800	435	48	859	121	821	456	804	469
4454	1,045	542	51.87	177	307	13	197	56	189	304	171	319
4455	415	121	29.16	32	79	3	41	12	35	81	31	81
4456	1,573	642	40.81	302	254	27	332	81	324	259	310	273
4457	240	103	42.92	49	40	6	59	12	52	41	48	45
4458	758	364	48.02	93	238	14	117	37	103	233	93	243
4459	931	357	38.35	141	171	14	158	56	145	177	145	176
4460	2,327	863	37.09	197	594	23	245	112	205	595	193	610
4461	1,808	1,046	57.85	667	242	47	720	95	711	224	692	244
4462	1,124	758	67.44	473	207	17	498	45	486	203	465	216
4463	404	250	61.88	86	140	7	104	32	94	139	91	141
4464	2,735	1,607	58.76	917	455	61	988	162	960	455	933	479

DALLAS COUNTY GENERAL ELECTION
NOVEMBER 5, 1996

			JUSTICE, SUPREME COURT, PLACE 2	JUSTICE, SUPREME COURT, PLACE 3, UNEXPIRED TERM	JUDGE, COURT OF CRIMINAL APPEALS, PLACE 1	JUDGE, COURT OF CRIMINAL APPEALS, PLACE 2						
	REG	TS	%	R	Y	E	T	Y	D	S	K	M
				DEMP	LIB	REPA	LI	REPH	DEMP	REPH	DEMP	REPH
4465	1,547	999	64.58	624	268	34	665	90	646	275	621	296
4466	2,349	1,210	51.51	651	390	39	732	128	691	391	654	419
4467	1,544	988	63.99	534	312	51	596	100	562	321	547	332
4468	546	331	60.62	181	108	15	190	38	184	110	181	116
4469	1,905	786	41.26	190	520	30	221	117	202	534	188	545
4470	979	492	50.26	125	302	21	153	75	131	309	120	321
4471	766	500	65.27	234	209	7	255	54	227	224	226	225
4472	1,947	923	47.41	435	363	54	503	107	473	361	441	397
4473	1,853	1,060	57.20	606	303	36	684	81	637	305	614	333
4474	2,206	1,244	56.39	630	448	70	715	132	695	435	660	467
4475	1,765	998	56.54	566	283	49	616	100	599	289	573	306
4476	2,580	1,669	64.69	1,064	402	54	1,158	115	1,097	405	1,064	434
4477	114	20	17.54	10	9	0	11	1	10	9	10	9
4478	2,378	1,420	59.71	630	624	47	689	157	669	613	634	651
4479	353	194	54.96	4	182	0	5	5	4	182	4	182
4480	1,728	919	53.18	474	318	44	526	123	508	322	468	353
4481	1,557	833	53.50	481	247	21	506	73	485	253	476	265
4482	434	169	38.94	67	74	13	79	22	79	76	74	80
4483	2,634	1,497	56.83	699	638	48	808	179	742	626	696	665
4484	2,261	1,185	52.41	578	446	52	636	130	633	432	578	479
4485	3,014	1,758	58.33	1,020	527	65	1,129	146	1,050	551	1,021	576
4486	1,957	1,168	59.68	630	419	34	694	99	654	420	626	438
4487	2,267	1,480	65.28	1,022	307	40	1,081	91	1,048	307	1,003	347
4488	993	547	55.09	283	201	15	318	59	290	204	282	211
4489	2,336	1,167	49.96	604	420	25	661	93	633	404	608	431
4490	1,160	769	66.29	441	231	20	468	58	452	236	437	251
4491	1,726	963	55.79	119	776	16	160	121	137	781	114	800
4492	3,216	1,883	58.55	1,011	643	76	1,136	187	1,090	635	1,023	696
4493	1,689	795	47.07	520	177	29	558	79	538	177	527	185
4494	1,737	906	52.16	217	607	31	277	118	243	608	218	629
4495	1,721	915	53.17	523	275	31	572	74	549	276	529	292
4496	1,262	450	35.66	174	201	22	196	78	198	194	182	209
4497	51	16	31.37	6	9	0	6	0	7	8	6	9
4498	0	1	0.00	0	1	0	1	0	0	1	0	1
4499	3,485	1,860	53.37	682	970	89	822	272	774	946	707	1,013

DALLAS COUNTY GENERAL ELECTION
NOVEMBER 5, 1996

	JUSTICE, SUPREME COURT, PLACE 2			JUSTICE, SUPREME COURT, PLACE 3, UNEXPIRED TERM			JUDGE, COURT OF CRIMINAL APPEALS, PLACE 1		JUDGE, COURT OF CRIMINAL APPEALS, PLACE 2				
	R E P B A K E L Y			D E M L I B F L U M E			L I B H A W L E Y		R E P H O L A N D		D E M H O L C O M B		
	r	b	%	r	b	%	r	b	r	b	r	b	%
	e	l		e	l		e	l	e	l	e	l	
	g	s		g	s		g	s	g	s	g	s	
4500	0	0	0.00	0	0	0	0	0	0	0	0	0	0
4501	2,210	979	44.30	553	303	47	604	105	595	297	574	313	
4502	841	317	37.69	122	152	17	137	41	136	151	128	156	
4503	913	327	35.82	65	231	8	77	30	70	232	67	233	
4504	1,125	690	61.33	168	474	12	210	94	186	467	174	478	
4505	1,674	974	58.18	649	226	20	705	63	670	224	660	230	
4506	24	17	70.83	10	4	2	11	2	11	5	9	6	
4507	1,530	837	54.71	480	228	36	529	77	489	247	471	257	
4508	1,990	851	42.76	387	375	33	448	76	425	363	405	382	
4509	2,653	1,324	49.91	458	740	38	521	203	492	739	462	770	
4510	1,962	1,106	56.37	223	772	26	297	204	242	761	225	785	
4511	764	254	33.25	63	156	9	81	35	72	154	70	155	
4512	2,228	1,426	64.00	868	417	33	909	129	868	440	855	451	
4513	1,265	710	56.13	330	312	29	367	94	342	324	327	337	
4514	1,102	702	63.70	409	208	27	445	62	425	207	411	220	
4515	1,060	395	37.26	218	132	15	243	40	227	135	216	144	
4516	1,654	1,023	61.85	691	217	31	746	61	723	213	699	230	
4517	2,546	1,581	62.10	903	507	63	1,004	151	943	509	891	553	
4518	179	96	53.63	22	59	4	26	8	24	61	24	63	
4519	1,610	940	58.39	475	361	43	540	115	509	362	474	392	
4520	2,345	924	39.40	427	373	54	481	146	458	386	424	417	
4521	786	297	37.79	151	112	16	177	36	157	117	156	118	
4522	357	183	51.26	48	108	10	60	36	56	108	45	119	
4523	0	0	0.00	0	0	0	0	0	0	0	0	0	
4524	0	1	0.00	0	1	0	0	0	0	1	0	1	
4525	304	108	35.53	43	47	8	51	13	45	53	44	54	
4526	540	289	53.52	121	141	7	131	28	132	133	119	142	
4527	116	73	62.93	39	28	2	42	8	41	26	38	29	
4528	36	8	22.22	3	4	0	3	1	2	5	2	5	
4529	240	47	19.58	23	17	2	26	5	24	18	25	19	
4530	75	37	49.33	18	15	1	23	0	18	16	21	13	
4531	0	0	0.00	0	0	0	0	0	0	0	0	0	
4532	0	0	0.00	0	0	0	0	0	0	0	0	0	
4533	96	51	53.13	17	27	1	17	7	15	27	15	27	
4534	912	593	65.02	366	145	26	390	46	383	141	367	153	

** COMBINED OFFICIAL CANVASS **

DALLAS COUNTY GENERAL ELECTION
NOVEMBER 5, 1996

	JUSTICE, SUPREME COURT, PLACE 2			JUSTICE, SUPREME COURT, PLACE 3, UNEXPIRED TERM			JUDGE, COURT OF CRIMINAL APPEALS, PLACE 1		JUDGE, COURT OF CRIMINAL APPEALS, PLACE 2			
	R E P B A K E L Y			L I B F L U M E T			R E P H O L A N D		D E M R E P W O M H O L C O M B			
reg	blts	%										
4570	0	1	0.00	0	1	0	1	0	1	0	0	1
4571	733	326	44.47	132	154	21	152	54	148	152	143	162
4572	494	166	33.60	62	90	5	64	19	58	95	63	89
4573	0	0	0.00	0	0	0	0	0	0	0	0	0
4574	204	119	58.33	41	65	3	44	12	44	64	39	69
4575	1	1	100.00	1	0	0	1	0	1	0	1	0
4576	0	1	0.00	1	0	0	1	0	1	0	1	0
4577	351	58	16.52	5	45	0	8	5	6	45	6	46
4578	56	12	21.43	3	8	0	3	1	3	8	3	8
4579	262	113	43.13	35	71	3	45	11	39	71	33	77
4580	244	117	47.95	27	76	5	31	28	28	78	27	79
4581	476	141	29.62	28	91	6	31	16	31	93	30	94
4582	896	388	43.30	108	216	26	126	86	130	210	102	241
4583	0	1	0.00	0	1	0	0	0	0	1	0	1
4584	4	1	25.00	0	0	1	0	1	1	0	0	1
4585	553	364	65.82	223	101	7	237	26	220	110	221	106
4586	1,335	767	57.45	343	340	24	383	105	357	345	347	349
4587	1,324	578	43.66	209	287	34	242	76	230	290	210	308
4588	1,367	769	56.25	415	276	22	447	72	423	285	404	299
4589	50	9	18.00	0	9	0	2	2	0	9	0	9
4590	342	147	42.98	51	82	4	62	16	53	82	51	82
4591	3	9	300.00	1	6	0	1	1	1	6	1	6
4592	320	162	50.63	17	133	3	25	24	18	135	19	134
4593	335	111	33.13	69	36	2	69	16	66	40	66	40
4594	392	194	49.49	50	129	2	53	22	51	127	46	132
4595	472	282	59.75	106	142	10	119	43	117	141	106	148
4596	1,373	776	56.52	148	545	18	191	104	168	539	151	553
4597	275	140	50.91	43	70	11	50	21	45	78	40	82
4598	464	222	47.84	73	125	3	78	26	73	125	66	130
4599	118	72	61.02	30	27	1	29	11	29	30	29	31
4600	374	160	42.78	43	89	11	53	35	53	91	48	95
4601	194	89	45.88	44	31	9	54	14	50	35	48	36
4602	308	116	37.66	48	60	5	54	13	52	60	51	58
4603	624	386	61.86	179	168	10	205	47	187	174	177	179
4604	5	3	60.00	2	1	0	2	0	2	0	2	0

** COMBINED OFFICIAL CANVASS **

DALLAS COUNTY GENERAL ELECTION
NOVEMBER 5, 1996

	REGISTRATION		JUSTICE, SUPREME COURT, PLACE 2	JUSTICE, SUPREME COURT, PLACE 3, UNEXPIRED TERM	JUDGE, COURT OF CRIMINAL APPEALS, PLACE 1	JUDGE, COURT OF CRIMINAL APPEALS, PLACE 2						
	r	b	%	R	L	R	L	R	D	R	D	
	e	l		E	I	E	I	E	E	E	E	
	g	t		R	B	P	B	H	M	P	P	
		s		K	F	A	O	A	L	R	W	
				E	L	B	T	W	L	K	M	
				R	Y	O	T	L	A	I	A	
								Y	N	N	C	
									D	S	K	
												M
												B
4640	147	80	54.42	10	60	1	16	7	11	59	10	62
4641	722	251	34.76	145	69	12	159	26	152	68	148	74
4642	147	44	29.93	14	25	1	14	4	12	28	14	26
4643	270	127	47.04	31	84	3	38	15	30	89	30	88
4644	650	339	52.15	153	138	20	166	28	164	143	158	146
4645	45	24	53.33	4	19	0	5	6	6	16	6	16
4646	618	297	48.06	4	280	1	6	9	2	283	3	282
4647	208	92	44.23	41	39	2	44	9	41	42	45	37
4648	1,410	815	57.80	412	311	23	469	73	433	302	414	315
4649	1,515	473	31.22	173	226	30	210	76	194	231	179	245
4650	1,567	725	46.27	316	293	36	355	91	345	294	323	309
4651	1,661	1,008	60.69	210	705	22	280	138	226	706	215	716
4652	234	141	60.26	98	24	6	104	14	97	28	93	31
00LB	0	188	0.00	41	50	1	42	12	42	49	41	50
Election Wide	1059853	562,439	53.07	272,249	223,539	19,966	300,086	58,156	286,507	223,652	271,641	236,113
County wide	1059853	562,251	53.05	272,208	223,489	19,965	300,044	58,144	286,465	223,603	271,600	236,063
Cong. Dist 3	213,310	116,057	54.41	65,773	35,326	4,866	72,671	11,996	69,741	35,114	66,147	38,113
Cong. Dist 4	6,152	3,089	50.21	1,868	837	128	2,027	324	1,976	847	1,886	919
Cong. Dist 5	174,673	92,930	53.20	45,910	34,817	3,836	51,102	11,252	48,578	34,846	45,547	37,459
Cong. Dist 6	9,059	5,449	60.15	3,056	1,700	228	3,345	586	3,196	1,728	3,037	1,862
Cong. Dist 24	132,229	67,836	51.30	30,598	29,347	2,351	34,152	7,539	32,378	29,323	30,732	30,756
Cong. Dist 26	229,379	137,485	59.94	88,173	32,531	4,847	94,381	11,172	91,369	32,591	87,400	35,628
Cong. Dist 30	295,051	139,405	47.25	36,830	88,931	3,709	42,366	15,275	39,227	89,154	36,851	91,326
State Br ED Dist 11	41,847	24,158	57.73	13,857	7,414	870	15,121	2,277	14,457	7,475	13,880	7,989
State Br Ed Dist 12	597,506	339,890	56.88	203,252	93,629	13,184	220,866	32,236	212,828	93,522	202,743	101,681
State Br Ed Dist 13	420,500	198,203	47.14	55,099	122,446	5,911	64,057	23,631	59,180	122,606	54,977	126,393
State Sen. Dist 2	98,063	43,989	44.86	14,290	24,096	1,821	16,908	6,945	15,531	24,205	14,334	25,301
State Sen. Dist 8	204,811	123,593	60.34	78,365	29,983	4,487	83,760	10,544	81,146	30,147	77,655	32,831
State Sen. Dist 9	153,842	81,823	53.19	46,637	24,570	3,372	51,318	7,964	49,370	24,460	47,143	26,340
State Sen. Dist 16	340,109	187,573	55.15	105,250	58,385	7,450	115,724	19,227	110,929	58,197	105,002	63,153
State Sen. Dist 23	263,028	125,273	47.63	27,666	86,455	2,835	32,334	13,464	29,489	86,594	27,466	88,438
State Rep Dist 99	84,812	46,391	54.70	29,110	11,188	1,988	31,760	4,069	30,802	11,081	29,415	12,188
State Rep Dist 100	58,454	27,126	46.41	7,647	16,583	768	8,705	2,784	8,209	16,566	7,583	17,112

DALLAS COUNTY GENERAL ELECTION
NOVEMBER 5, 1996

	REGISTRATION		JUSTICE, SUPREME COURT, PLACE 2	JUSTICE, SUPREME COURT, PLACE 3, UNEXPIRED TERM	JUDGE, COURT OF CRIMINAL APPEALS, PLACE 1	JUDGE, COURT OF CRIMINAL APPEALS, PLACE 2	DEMOCRAT	REPUBLICAN	DEMOCRAT	REPUBLICAN	DEMOCRAT	REPUBLICAN
	REG	ST	%	REG	ST	REG	ST	REG	ST	REG	ST	REG
State Rep Dist 101	69,077	36,361	52.64	19,976	11,740	1,335	22,182	3,734	21,019	11,697	20,023	12,535
State Rep Dist 102	71,724	41,931	58.46	25,551	11,201	1,478	27,714	3,726	26,532	11,244	25,203	12,277
State Rep Dist 103	48,021	22,501	46.86	8,928	10,742	974	10,254	3,340	9,503	10,861	8,865	11,400
State Rep Dist 104	36,857	14,772	40.08	3,783	9,254	490	4,475	1,929	4,133	9,255	3,822	9,539
State Rep Dist 105	54,825	24,840	45.31	8,988	12,670	967	10,477	3,425	9,750	12,628	9,093	13,204
State Rep Dist 106	65,446	34,122	52.14	17,135	12,628	1,492	19,124	3,660	18,301	12,611	17,324	13,465
State Rep Dist 107	61,053	29,956	49.07	12,225	13,610	1,378	13,924	4,417	13,120	13,710	12,115	14,607
State Rep Dist 108	86,314	55,201	63.95	36,985	11,956	1,683	38,803	4,204	37,640	12,121	36,102	13,284
State Rep Dist 109	65,536	31,645	48.29	7,664	21,178	674	8,813	3,375	8,077	21,240	7,644	21,648
State Rep Dist 110	68,953	36,481	52.91	9,310	24,080	729	10,635	3,973	9,713	24,140	9,193	24,658
State Rep Dist 111	67,865	34,665	51.08	9,872	21,819	756	11,275	3,419	10,412	21,823	9,824	22,326
State Rep Dist 112	69,721	40,498	58.09	24,137	10,917	1,852	26,371	3,886	25,632	10,861	24,312	11,951
State Rep Dist 113	74,239	39,614	53.36	22,704	11,907	1,645	25,128	4,076	24,118	11,820	22,880	12,865
State Rep Dist 114	76,956	46,147	59.97	28,193	12,016	1,756	30,404	4,127	29,504	11,945	28,202	13,004
County Comm Dist 1	310,470	184,126	59.31	114,053	47,004	6,979	122,911	16,276	118,760	47,161	113,407	51,338
County Comm Dist 2	274,007	147,792	53.94	81,781	47,156	5,894	90,182	15,573	86,443	46,835	81,708	50,851
County Comm Dist 3	228,587	103,885	45.45	17,997	76,522	2,394	21,806	12,072	19,447	76,733	17,800	78,278
County Comm Dist 4	246,789	126,448	51.24	58,377	52,807	4,698	65,145	14,223	61,815	52,874	58,685	55,596
JP/Con Pct 1 Pl 1	177,794	105,044	59.08	61,061	31,303	3,569	65,409	10,002	63,018	31,435	59,817	34,007
JP/Con Pct 2 Pl 1	142,900	75,605	52.91	43,965	21,450	3,361	48,313	7,424	46,715	21,328	44,540	23,135
JP/Con Pct 3 Pl 1	157,207	95,404	60.69	58,441	24,865	3,652	63,383	8,524	61,067	24,906	58,180	27,160
Con Pct 4	123,231	64,769	52.56	36,473	19,945	2,777	40,355	6,774	38,844	19,745	36,732	21,534
JP/Con Pct 5 Pl 1	174,511	91,405	52.38	47,679	32,501	3,380	52,885	9,539	50,289	32,463	47,994	34,415
JP/Con Pct 6 Pl 1	65,191	25,944	39.80	5,779	17,136	881	7,042	3,560	6,335	17,244	5,790	17,732
Con Pct 7	95,932	47,853	49.88	9,407	34,562	933	11,090	5,544	9,949	34,632	9,228	35,313
JP/Con Pct 8 Pl 1	123,087	56,227	45.68	9,403	41,727	1,412	11,567	6,777	10,248	41,850	9,319	42,767

DALLAS COUNTY GENERAL ELECTION
NOVEMBER 5, 1996

JUDGE, COURT OF CRIMINAL APPEALS, PLACE 3

	REGISTRATION		%	D E M O N S T R A T I O N	
	r e g	b l t s		R I C E	M A L O N E Y
1101	2,865	1,876	65.48	1,313	380
1102	2,939	1,792	60.97	1,181	443
1103	2,623	1,788	68.17	1,243	364
1104	2,524	1,693	67.08	1,128	399
1105	2,244	1,408	62.75	843	443
1106	1,574	1,071	68.04	715	245
1107	2,773	2,068	74.58	1,510	383
1108	2,771	1,673	60.38	994	517
1109	231	93	40.26	49	34
1110	2,265	1,611	71.13	1,116	354
1111	2,225	1,523	68.45	980	389
1112	1,283	690	53.78	407	223
1113	905	398	43.98	181	178
1114	2,212	1,211	54.75	704	382
1115	635	410	64.57	248	121
1116	2,946	1,245	42.26	735	381
1117	1,215	752	61.89	465	214
1118	1,256	801	63.77	497	240
1119	2,459	1,471	59.82	812	524
1120	870	338	38.85	101	211
1121	682	397	58.21	192	168
1122	2,456	1,606	65.39	1,136	312
1123	2,764	1,772	64.11	1,226	372
1124	1,508	965	63.99	601	271
1125	306	97	31.70	47	41
1126	1,674	999	59.68	474	446
1127	1,390	969	69.71	542	320
1128	1,013	746	73.64	459	207
1129	2,454	1,748	71.23	1,222	390
1130	2,489	1,867	75.01	1,281	404
1131	1,999	1,539	76.99	1,083	301
1132	1,524	959	62.93	533	337
1133	1,458	1,095	75.10	766	216
1134	1,466	1,075	73.33	681	297
1135	1,073	822	76.61	454	274
1136	1,471	955	64.92	594	280
1137	1,717	1,144	66.63	637	409
1138	2,372	1,690	71.25	1,001	527

DALLAS COUNTY GENERAL ELECTION
NOVEMBER 5, 1996

JUDGE, COURT OF CRIMINAL APPEALS, PLACE 3

	REGISTRATION		%	D E M O N S T R A T I O N	
	r e g	b l t s		R I C E	M A L O N E Y
1139	1,217	422	34.68	94	300
1140	1,936	1,405	72.57	884	366
1141	1,211	744	61.44	360	307
1142	1,801	1,227	68.13	683	426
1143	1,489	1,052	70.65	687	258
1144	1,196	863	72.16	587	179
1145	521	381	73.13	295	57
1146	1,438	1,074	74.69	703	257
1147	1,842	1,214	65.91	758	321
1148	2,437	1,521	62.41	745	640
1149	2,745	1,605	58.47	805	598
1150	2,706	1,533	56.65	683	650
1151	705	529	75.04	306	170
1152	569	165	29.00	21	131
1153	1,965	999	50.84	333	550
1154	1,488	1,034	69.49	540	349
1155	1,912	1,173	61.35	42	1,048
1156	984	597	60.67	196	341
1157	2,046	1,494	73.02	1,005	357
1158	174	71	40.80	36	27
1159	1,226	751	61.26	363	307
1160	653	450	68.91	331	80
1161	2,241	1,459	65.10	1,028	307
1162	1,586	1,270	80.08	1,035	139
1163	3,091	2,312	74.80	1,789	326
1164	2,580	1,909	73.99	1,507	251
1165	1,309	1,018	77.77	776	167
1166	1,213	872	71.89	549	249
1167	2,731	1,599	58.55	1,005	447
1168	855	591	69.12	393	127
1169	294	7	2.38	4	1
1170	1,013	704	69.50	463	175
1171	3,004	2,032	67.64	1,549	294
1172	2,703	1,756	64.96	1,258	350
1173	2,453	1,169	47.66	758	306
1174	1,704	891	52.29	586	220
1175	2,767	1,551	56.05	997	389
1176	2,291	1,689	73.72	1,155	379

DALLAS COUNTY GENERAL ELECTION
NOVEMBER 5, 1996

JUDGE, COURT OF CRIMINAL APPEALS, PLACE 3

	REGISTRATION		%	DEMOCRATIC	
	REG	REGS		DEM	DEM Y
1177	3,095	1,584	51.18	865	521
1178	1,751	805	45.97	395	327
1179	443	215	48.53	99	102
1180	2,803	1,441	51.41	815	438
1181	1,548	98	6.33	56	30
1182	1,399	591	42.24	311	209
1183	1,882	1,201	63.82	809	295
1184	1,874	964	51.44	582	286
1185	1,948	1,226	62.94	781	326
1186	2,208	1,409	63.81	911	318
1187	1,188	883	74.33	648	145
1188	1,935	1,211	62.58	724	385
1189	1,206	766	63.52	453	243
1190	1,087	380	34.96	177	164
1191	2,322	1,282	55.21	437	715
1192	11	2	18.18	0	2
1193	0	0	0.00	0	0
1194	1,260	572	45.40	326	186
1195	0	1	0.00	1	0
1196	1,850	1,350	72.97	984	260
1197	1,108	876	79.06	664	126
1198	1,847	1,337	72.39	1,041	185
1199	2,373	1,378	58.07	853	399
1200	3,479	1,945	55.91	1,103	632
1201	1,739	1,108	63.71	757	242
1202	2,591	1,593	61.48	1,085	370
1203	1,370	969	70.73	782	113
1204	1,907	1,221	64.03	862	240
1205	1,831	1,318	71.98	995	193
1206	1,789	1,143	63.89	742	297
1207	1,251	843	67.39	592	154
1208	2,004	1,369	68.31	940	304
1209	2,080	1,306	62.79	773	365
1210	3,170	1,985	62.62	1,357	441
1211	2,910	1,331	45.74	760	446
1212	1,241	803	64.71	648	101
1213	1,005	401	39.90	94	271
1214	2,793	1,536	54.99	1,000	383

DALLAS COUNTY GENERAL ELECTION
NOVEMBER 5, 1996

JUDGE, COURT OF CRIMINAL APPEALS, PLACE 3

r e g	b l t s	%	D E M O C R A T I C E		
			R E P U B L I C A N	P A R T Y	O T H E R
1215	210	90	42.86	50	29
1216	626	421	67.25	225	157
1217	347	195	56.20	113	60
1218	859	502	58.44	292	173
1219	1,505	1,146	76.15	730	311
1220	1,680	1,008	60.00	657	264
1221	1,821	806	44.26	421	309
1222	2,588	1,618	62.52	1,093	318
1223	2,533	1,622	64.03	1,055	368
1224	2,434	1,553	63.80	1,072	318
1225	2,648	1,434	54.15	883	384
1226	1,986	980	49.35	598	282
1227	2,304	1,640	71.18	1,117	379
1228	2,488	1,492	59.97	998	350
1229	886	439	49.55	275	102
1230	1,601	977	61.02	627	262
1231	2,709	1,350	49.83	854	378
1232	3,239	1,387	42.82	755	493
1233	718	201	27.99	60	131
1234	2	2	100.00	1	0
1235	2,558	1,609	62.90	1,146	320
1236	1,091	640	58.66	441	144
1237	2,755	1,329	48.24	923	289
1238	3,824	2,072	54.18	1,285	578
1239	14	1	7.14	1	0
1240	49	38	77.55	19	12
1241	8	36	450.00	2	0
1242	708	367	51.84	223	104
1243	463	252	54.43	132	92
1244	348	200	57.47	102	82
1245	78	44	56.41	27	11
1246	0	0	0.00	0	0
1247	147	66	44.90	37	20
1248	3	1	33.33	1	0
1249	155	113	72.90	88	16
1250	21	14	66.67	7	7
1251	252	71	28.17	17	48
1252	573	241	42.06	114	99

DALLAS COUNTY GENERAL ELECTION
NOVEMBER 5, 1996

JUDGE, COURT OF CRIMINAL APPEALS, PLACE 3

r e g	b l t s	%	D E M O C R A T I C E		
			R E P U B L I C A N	P A R T Y	
1253	85	47	55.29	20	23
1254	366	211	57.65	120	69
1255	207	64	30.92	25	35
1256	34	21	61.76	5	15
1257	61	40	65.57	22	12
1258	929	568	61.14	371	142
1259	112	80	71.43	48	22
1260	559	310	55.46	188	96
1261	147	48	32.65	19	21
1262	200	45	22.50	16	26
1263	0	0	0.00	0	0
1264	550	260	47.27	88	155
1265	7	4	57.14	1	3
1266	0	1	0.00	1	0
1267	190	85	44.74	37	40
1268	2,441	1,536	62.93	1,112	261
1269	87	37	42.53	12	19
1270	974	365	37.47	138	197
1271	3	1	33.33	0	1
1272	385	169	43.90	65	89
1273	8	2	25.00	0	2
1274	1,262	685	54.28	397	216
1275	6	1	16.67	1	0
1276	337	237	70.33	164	60
1277	1,098	490	44.63	202	249
1278	0	0	0.00	0	0
1279	155	95	61.29	31	50
1280	1,574	1,084	68.87	731	224
1281	1,067	613	57.45	357	212
1282	1,004	590	58.76	328	193
1283	251	91	36.25	19	56
1284	80	34	42.50	15	16
1285	429	213	49.65	107	86
1286	996	270	27.11	205	43
1287	1,477	1,092	73.93	768	200
1288	280	209	74.64	174	22
1289	3	2	66.67	2	0
1290	378	279	73.81	207	41

DALLAS COUNTY GENERAL ELECTION
NOVEMBER 5, 1996

JUDGE, COURT OF CRIMINAL APPEALS, PLACE 3

	r e g	b l t s	%	R E P R I C E	D E M M A L O N E Y
1291	0	0	0.00	0	0
1292	1,806	641	35.49	180	405
1293	222	98	44.14	53	41
1294	0	49	0.00	21	25
1295	1,251	446	35.65	139	276
1296	1,043	253	24.26	79	147
1297	545	213	39.08	80	115
1298	1,431	581	40.60	238	293
1299	600	296	49.33	114	164
1300	11	5	45.45	2	2
1301	234	114	48.72	46	57
1302	1,506	263	17.46	158	92
1303	1,389	693	49.89	396	252
1304	184	507	275.54	222	236
1305	807	342	42.38	128	176
1306	644	403	62.58	287	86
1307	21	17	80.95	8	8
1308	844	632	74.88	424	152
1309	677	250	36.93	91	136
1310	63	51	80.95	42	6
1311	145	13	8.97	4	8
1312	850	633	74.47	472	123
1313	4	1	25.00	1	0
1314	33	14	42.42	6	6
1315	62	37	59.68	18	11
1316	995	652	65.53	404	183
1317	951	636	66.88	270	322
1318	372	271	72.85	165	76
1319	2	1	50.00	1	0
1320	491	324	65.99	206	89
1321	0	0	0.00	0	0
1322	1,684	628	37.29	307	257
1323	155	106	68.39	75	24
1324	685	303	44.23	142	143
1325	222	86	38.74	50	29
1326	507	292	57.59	176	88
1327	5	2	40.00	0	1
1328	585	352	60.17	168	159

** COMBINED OFFICIAL CANVASS **

DALLAS COUNTY GENERAL ELECTION
NOVEMBER 5, 1996

JUDGE, COURT OF CRIMINAL APPEALS, PLACE 3

	REGISTRATION		%	DEMOCRATIC	
	r	b		R	D
	e	l		E	E
	g	t		P	M
		s		P	A
				R	L
				I	O
				C	N
				E	E
					Y
1329	2,626	1,582	60.24	1,100	324
1330	129	93	72.09	56	32
1331	1,670	1,016	60.84	632	282
1332	95	19	20.00	6	12
1333	13	4	30.77	3	0
1334	93	29	31.18	18	8
1335	730	99	13.56	52	38
1336	407	207	50.86	59	127
1337	139	62	44.60	20	41
1338	431	218	50.58	72	126
1339	304	162	53.29	63	89
1340	473	349	73.78	233	84
1341	848	533	62.85	282	194
1342	191	127	66.49	81	40
1343	815	553	67.85	374	105
1344	347	240	69.16	142	69
1345	1,098	631	57.47	332	234
1346	270	155	57.41	68	74
1347	551	400	72.60	289	87
1348	291	94	32.30	23	61
1349	93	53	56.99	15	30
1350	468	279	59.62	179	74
1351	28	23	82.14	20	1
1352	136	78	57.35	27	44
1353	188	95	50.53	25	59
1354	194	90	46.39	23	59
1355	557	248	44.52	61	166
1356	440	221	50.23	112	90
1357	234	88	37.61	43	36
1358	439	182	41.46	98	71
1359	395	142	35.95	60	71
1360	464	234	50.43	116	89
1361	1,133	550	48.54	157	332
1362	1,059	364	34.37	173	146
1363	12	8	66.67	5	2
1364	1,441	909	63.08	455	387
1365	4	3	75.00	2	1
1366	369	149	40.38	90	42

DALLAS COUNTY GENERAL ELECTION
NOVEMBER 5, 1996

JUDGE, COURT OF CRIMINAL APPEALS, PLACE 3

	REGISTRATION		D E M O N S T R A T I O N		
	r	b	%	R	D
	e	l		E	E
	g	t		P	M
		s		P	A
				R	L
				I	O
				C	N
				E	E
					Y
1367	700	271	38.71	173	70
1368	0	0	0.00	0	0
1369	1,483	753	50.78	331	342
1370	1,113	736	66.13	522	132
1371	2,392	1,118	46.74	734	285
1372	1,583	985	62.22	639	249
2201	1,275	738	57.88	477	193
2202	1,238	732	59.13	509	144
2203	3,071	1,726	56.20	1,138	416
2204	86	44	51.16	23	17
2205	1,399	794	56.75	458	272
2206	582	151	25.95	44	95
2207	2,374	752	31.68	408	268
2208	1,971	1,028	52.16	505	420
2209	2,936	1,822	62.06	1,282	382
2210	853	643	75.38	453	127
2211	981	611	62.28	335	207
2212	1,859	1,117	60.09	602	406
2213	2,012	670	33.30	304	297
2214	1,594	884	55.46	497	303
2215	1,182	607	51.35	44	538
2216	2,969	1,389	46.78	681	573
2217	2,318	1,677	72.35	1,196	315
2218	1,809	1,252	69.21	781	348
2219	1,575	1,041	66.10	623	313
2220	3,011	1,575	52.31	843	572
2221	2,366	1,230	51.99	761	351
2222	2,278	1,501	65.89	1,105	262
2223	2,432	1,636	67.27	929	524
2224	2,486	1,786	71.84	1,168	456
2225	1,364	752	55.13	356	307
2226	1,468	687	46.80	280	345
2227	1,022	689	67.42	383	224
2228	2,392	1,436	60.03	838	457
2229	966	672	69.57	399	203
2230	1,340	655	48.88	298	297
2231	775	507	65.42	288	166
2232	2,188	1,195	54.62	560	544

DALLAS COUNTY GENERAL ELECTION
NOVEMBER 5, 1996

JUDGE, COURT OF CRIMINAL APPEALS, PLACE 3

	REGISTRATION		%	D	
	r	b		R	E
g	e	l		P	M
	s	t		P	M
		s		R	A
				I	L
				C	O
				E	N
					E
					Y
2233	1,100	651	59.18	362	228
2234	2,938	1,569	53.40	829	588
2235	2,929	1,435	48.99	793	502
2236	2,763	1,201	43.47	668	413
2237	1,412	886	62.75	666	158
2238	1,573	785	49.90	372	349
2239	2,254	841	37.31	354	402
2240	847	479	56.55	213	222
2241	1,127	686	60.87	426	190
2242	1,803	1,278	70.88	762	374
2243	2,631	1,870	71.08	1,106	548
2244	321	221	68.85	109	89
2245	1,489	677	45.47	343	279
2246	1,832	942	51.42	479	374
2247	1,365	839	61.47	538	225
2248	1,692	666	39.36	303	301
2249	976	614	62.91	433	109
2250	2,462	1,343	54.55	774	437
2251	296	192	64.86	98	76
2252	175	132	75.43	87	35
2253	999	616	61.66	310	237
2254	1,156	721	62.37	387	256
2255	2,399	1,251	52.15	731	417
2256	58	28	48.28	9	16
2257	859	490	57.04	319	115
2258	1,487	768	51.65	406	278
2259	2,536	1,482	58.44	873	448
2260	2,721	1,595	58.62	972	475
2261	2,061	1,036	50.27	522	433
2262	983	716	72.84	503	153
2263	1,651	958	58.03	468	388
2264	1,621	561	34.61	208	310
2265	1,253	762	60.81	490	189
2266	1,316	1,018	77.36	701	224
2267	1,217	594	48.81	299	238
2268	1,766	999	56.57	561	339
2269	2,926	1,433	48.97	740	569
2270	3,036	1,254	41.30	665	480

** COMBINED OFFICIAL CANVASS **

DALLAS COUNTY GENERAL ELECTION
NOVEMBER 5, 1996

JUDGE, COURT OF CRIMINAL APPEALS, PLACE 3

	r e g		b l t s		D E M O C R A T I C P A R T Y	
	g	s	%	E	Y	
2271	1,258	924	73.45	609	225	
2272	2,166	1,058	48.85	508	474	
2273	2,059	1,371	66.59	766	479	
2274	2,981	1,646	55.22	938	553	
2275	2,807	1,427	50.84	744	553	
2276	1,208	818	67.72	505	207	
2277	2,677	1,861	69.52	1,081	572	
2278	1,397	740	52.97	380	293	
2279	3,408	1,893	55.55	1,131	608	
2280	3,804	1,955	51.39	1,038	756	
2281	1,170	530	45.30	293	177	
2282	1,891	904	47.81	461	356	
2283	2,889	1,736	60.09	1,066	481	
2284	2,692	1,546	57.43	924	456	
2285	1,994	1,090	54.66	589	404	
2286	3,687	1,963	53.24	1,204	582	
2287	2,614	1,218	46.60	599	516	
2288	2,273	1,274	56.05	769	406	
2289	344	168	48.84	97	57	
2290	219	67	30.59	6	56	
2291	226	92	40.71	45	40	
2292	181	60	33.15	20	38	
2293	414	165	39.86	82	69	
2294	1,736	848	48.85	491	275	
2295	1,327	558	42.05	204	305	
2296	707	469	66.34	285	141	
2297	2,423	1,581	65.25	1,047	363	
2298	2,308	1,240	53.73	704	418	
2299	2,706	1,597	59.02	1,046	384	
2300	470	290	61.70	127	133	
2301	2,421	1,545	63.82	1,034	362	
2302	2,197	1,148	52.25	652	392	
2303	2,739	1,210	44.18	617	486	
2304	2,834	1,614	56.95	1,103	381	
2305	1,964	1,066	54.28	604	364	
2306	2,157	1,287	59.67	836	327	
2307	2,217	1,094	49.35	393	625	
2308	2,627	936	35.63	376	495	

DALLAS COUNTY GENERAL ELECTION
NOVEMBER 5, 1996

JUDGE, COURT OF CRIMINAL APPEALS, PLACE 3

	REGISTRATION		%	D	
	REGISTRATION	REGISTRATION		REGISTRATION	REGISTRATION
	REGISTRATION	REGISTRATION	REGISTRATION	REGISTRATION	REGISTRATION
2309	2,620	1,653	63.09	1,092	392
2310	1,334	403	30.21	114	250
2311	1,976	1,281	64.83	904	259
2312	23	10	43.48	8	2
2313	2,181	1,457	66.80	957	316
2314	2,298	1,064	46.30	536	448
2315	2,715	1,051	38.71	606	361
2316	2,169	1,176	54.22	711	343
2317	2,651	1,359	51.26	765	471
2318	2,081	1,247	59.92	783	338
2319	2,531	875	34.57	259	542
2320	334	165	49.40	64	91
2321	357	55	15.41	2	51
2322	1,581	832	52.62	462	308
2323	1,374	601	43.74	271	287
2324	2,095	581	27.73	337	197
2325	2,514	1,179	46.90	604	452
2326	1,409	832	59.05	511	242
2327	2,867	1,654	57.69	1,052	472
2328	1,042	470	45.11	87	358
2329	2,128	1,245	58.51	738	379
2330	218	87	39.91	25	57
2331	32	6	18.75	4	2
2332	5	2	40.00	1	1
2333	169	56	33.14	15	39
2334	860	380	44.19	161	185
2335	257	99	38.52	41	48
2336	247	88	35.63	45	39
2337	257	134	52.14	75	46
2338	268	116	43.28	52	50
2339	842	288	34.20	91	176
2340	105	52	49.52	5	45
2341	363	180	49.59	53	106
2342	878	346	39.41	140	166
2343	622	231	37.14	70	149
2344	554	266	48.01	117	121
2345	372	149	40.05	42	102
2346	1,034	816	78.92	612	142

DALLAS COUNTY GENERAL ELECTION
NOVEMBER 5, 1996

JUDGE, COURT OF CRIMINAL APPEALS, PLACE 3

r e g	b l t s	%	D E M O C R A T I C E		
			R E P U B L I C A N	P A R T Y	O T H E R
2347	0	212	0.00	36	165
2348	1,083	474	43.77	194	232
2349	583	241	41.34	110	110
2350	1,080	440	40.74	205	205
2351	2,034	865	42.53	384	384
2352	0	0	0.00	0	0
2353	330	219	66.36	154	49
2354	61	50	81.97	36	13
2355	570	384	67.37	273	68
2356	129	49	37.98	34	12
2357	696	374	53.74	192	156
2358	692	327	47.25	176	123
2359	921	458	49.73	174	233
2360	743	124	16.69	24	90
2361	128	24	18.75	9	12
2362	614	396	64.50	203	147
2363	318	172	54.09	85	77
2364	0	0	0.00	0	0
2365	75	54	72.00	26	24
2366	12	6	50.00	5	0
2367	256	175	68.36	99	60
2368	158	109	68.99	77	23
2369	0	0	0.00	0	0
2370	277	133	48.01	51	74
2371	287	178	62.02	97	66
2372	1,409	767	54.44	583	112
2373	1,145	818	71.44	624	132
2374	269	140	52.04	69	66
2375	298	105	35.23	27	69
2376	0	2	0.00	1	1
2377	119	62	52.10	22	36
2378	253	123	48.62	50	61
2379	1	0	0.00	0	0
2380	1,638	924	56.41	421	397
2381	692	488	70.52	288	148
2382	97	71	73.20	43	17
2383	157	73	46.50	40	29
2384	2,473	1,296	52.41	730	449

** COMBINED OFFICIAL CANVASS **

DALLAS COUNTY GENERAL ELECTION
NOVEMBER 5, 1996

JUDGE, COURT OF CRIMINAL APPEALS, PLACE 3

r e g	b l t s	%	D E M O C R A T I C E		
			R E P U B L I C A N	P A R T Y	I N D E P E N D E N T
2385	2,478	1,140	46.00	748	290
2386	1,837	973	52.97	599	297
2387	2,527	1,422	56.27	810	475
2388	3,759	2,315	61.59	1,393	716
2389	80	51	63.75	29	11
2390	0	1	0.00	0	1
2391	30	14	46.67	5	8
2392	30	7	23.33	1	6
2393	1,792	881	49.16	397	422
2394	1,055	450	42.65	234	179
2395	1,082	537	49.63	320	167
2396	982	605	61.61	356	191
3301	1,150	380	33.04	73	262
3302	545	293	53.76	72	196
3303	508	207	40.75	21	171
3304	1,071	416	38.84	42	345
3305	1,153	481	41.72	9	456
3306	1,116	601	53.85	236	312
3307	1,464	346	23.63	72	250
3308	3	5	166.67	3	2
3309	864	334	38.66	12	294
3310	1,516	155	10.22	64	76
3311	709	275	38.79	59	194
3312	2,882	998	34.63	282	605
3313	287	124	43.21	47	63
3314	2,585	1,274	49.28	49	1,159
3315	2,267	994	43.85	18	926
3316	217	83	38.25	5	74
3317	421	52	12.35	2	45
3318	2,260	1,027	45.44	17	944
3319	2,498	911	36.47	21	855
3320	796	320	40.20	9	299
3321	1,031	436	42.29	13	389
3322	1,507	702	46.58	11	660
3323	946	390	41.23	12	354
3324	1,133	527	46.51	9	481
3325	1,714	742	43.29	11	697
3326	942	292	31.00	4	264

** COMBINED OFFICIAL CANVASS **

DALLAS COUNTY GENERAL ELECTION
NOVEMBER 5, 1996

JUDGE, COURT OF CRIMINAL APPEALS, PLACE 3

	REGISTRATION		D E M O N S T R A T I O N		
	REG	TS	%	CE	Y
3327	327	182	55.66	58	98
3328	1,137	514	45.21	72	411
3329	1,322	619	46.82	132	432
3330	1,971	1,056	53.58	358	591
3331	2,350	1,151	48.98	371	671
3332	520	263	50.58	9	242
3333	1,468	678	46.19	16	639
3334	1,106	590	53.35	18	544
3335	2,105	966	45.89	26	897
3336	1,754	728	41.51	7	678
3337	3,030	1,455	48.02	37	1,357
3338	1,811	929	51.30	10	877
3339	123	66	53.66	12	49
3340	2,007	863	43.00	164	635
3341	350	177	50.57	5	169
3342	446	171	38.34	50	100
3343	2,861	1,326	46.35	239	990
3344	1,825	768	42.08	165	550
3345	870	352	40.46	41	286
3346	2,080	773	37.16	286	433
3347	2,812	1,132	40.26	556	486
3348	1,475	602	40.81	15	569
3349	510	180	35.29	10	159
3350	477	200	41.93	42	144
3351	61	23	37.70	0	22
3352	868	483	55.65	167	257
3353	948	358	37.76	37	279
3354	1,179	547	46.40	186	316
3355	1,887	853	45.20	319	443
3356	2,798	1,402	50.11	61	1,286
3357	1,814	902	49.72	21	846
3358	822	334	40.63	131	165
3359	891	384	43.10	158	183
3360	2,750	1,256	45.67	655	467
3361	277	138	49.82	20	103
3362	1,247	488	39.13	14	451
3363	2,742	1,341	48.91	24	1,257
3364	527	150	28.46	43	93

DALLAS COUNTY GENERAL ELECTION
NOVEMBER 5, 1996

JUDGE, COURT OF CRIMINAL APPEALS, PLACE 3

	REGISTRATION		%	D E M O N S T R A T I O N	
	r e g	b l t s		C	E
3365	338	156	46.15	41	103
3366	492	110	22.36	2	95
3367	2,258	1,361	60.27	39	1,258
3368	1,488	856	57.53	19	807
3369	2,705	1,095	40.48	64	985
3370	1,453	657	45.22	206	368
3371	1,510	672	44.50	19	617
3372	2,461	1,049	42.62	31	981
3373	3,152	1,626	51.59	623	825
3374	2,775	1,476	53.19	36	1,357
3375	2,674	1,175	43.94	24	1,104
3376	1,947	788	40.47	15	737
3377	1,222	556	45.50	15	520
3378	2,124	795	37.43	14	748
3379	463	206	44.49	8	189
3380	1,214	586	48.27	12	557
3381	1,070	456	42.62	16	427
3382	2,141	1,029	48.06	65	908
3383	2,280	1,079	47.32	59	954
3384	1,978	1,097	55.46	52	987
3385	1,070	431	40.28	7	404
3386	884	434	49.10	232	152
3387	48	8	16.67	2	6
3388	256	87	33.98	36	39
3389	1,240	682	55.00	39	611
3390	576	246	42.71	10	231
3391	610	396	64.92	159	200
3392	1,501	697	46.44	24	639
3393	1,698	650	38.28	313	289
3394	1,777	1,061	59.71	20	1,012
3395	44	6	13.64	1	5
3396	1,497	820	54.78	339	385
3397	1,328	677	50.98	20	629
3398	235	95	40.43	31	53
3399	1,515	729	48.12	269	390
3400	472	128	27.12	19	102
3401	548	280	51.09	75	182
3402	528	212	40.15	36	163

** COMBINED OFFICIAL CANVASS **

DALLAS COUNTY GENERAL ELECTION
NOVEMBER 5, 1996

JUDGE, COURT OF CRIMINAL APPEALS, PLACE 3

	REGISTRATION		D E M O N S T R A T I O N		
	r	b	%	R	D
	e	l		E	E
	g	t		P	M
		s		P	A
				R	L
				I	O
				C	N
				E	E
					Y
3403	17	16	94.12	5	10
3404	756	509	67.33	269	194
3405	1,206	459	38.06	77	349
3406	2,038	1,287	63.15	669	514
3407	802	578	72.07	313	205
3408	170	76	44.71	29	44
3409	3	2	66.67	1	1
3410	1,132	666	58.83	183	437
3411	110	71	64.55	18	50
3412	2,347	1,512	64.42	615	765
3413	423	254	60.05	80	161
3414	618	348	56.31	70	258
3415	139	78	56.12	20	52
3416	497	190	38.23	34	149
3417	3	3	100.00	2	1
3418	189	92	48.68	22	63
3419	317	208	65.62	119	70
3420	197	38	19.29	12	23
3421	314	179	57.01	30	133
3422	43	10	23.26	0	10
3423	1	1	100.00	0	1
3424	632	215	34.02	9	185
3425	1,044	562	53.83	184	303
3426	0	0	0.00	0	0
3427	146	41	28.08	1	37
3428	968	276	28.51	2	262
3429	778	267	34.32	9	238
3430	259	78	30.12	6	59
3431	488	152	31.15	17	121
3432	10	6	60.00	0	6
3433	3	2	66.67	0	2
3434	1,712	766	44.74	167	539
3435	1,529	635	41.53	7	607
3436	81	29	35.80	16	11
3437	714	427	59.80	25	389
3438	1,605	458	28.54	88	336
3439	109	57	52.29	16	31
3440	33	4	12.12	0	3

DALLAS COUNTY GENERAL ELECTION
NOVEMBER 5, 1996

JUDGE, COURT OF CRIMINAL APPEALS, PLACE 3

	REGISTRATION		D E M O N S T R A T I O N		
	r	b	%	R	D
	e	l		E	E
	g	t		P	M
		s		P	A
				R	L
				I	O
				C	N
				E	E
					Y
3441	164	75	45.73	8	63
3442	42	12	28.57	2	10
3443	1,557	826	53.05	354	379
3444	1,928	998	51.76	70	864
3445	1,515	844	55.71	57	743
3446	6	2	33.33	0	1
3447	520	265	50.96	117	112
3448	1,285	593	46.15	23	542
3449	245	90	36.73	11	74
3450	29	26	89.66	14	10
3451	418	258	61.72	150	87
3452	308	106	34.42	29	73
3453	1,489	814	54.67	194	558
3454	172	63	36.63	4	57
3455	412	154	37.38	4	136
3456	98	36	36.73	14	17
3457	222	93	41.89	36	49
3458	341	148	43.40	30	96
3459	288	111	38.54	5	98
3460	235	65	27.66	4	61
3461	183	13	7.10	1	12
3462	22	1	4.55	0	1
3463	803	234	29.14	56	168
3464	729	199	27.30	11	173
3465	247	98	39.68	21	66
3466	703	282	40.11	165	91
3467	232	98	42.24	15	76
3468	823	253	30.74	35	195
3469	6	0	0.00	0	0
3470	9	5	55.56	5	0
3471	887	300	33.82	45	241
3472	792	416	52.53	73	312
3473	882	505	57.26	151	312
3474	270	100	37.04	14	82
3475	106	72	67.92	33	37
3476	1,028	459	44.65	43	399
3477	315	145	46.03	25	116
3478	1,781	996	55.92	251	656

** COMBINED OFFICIAL CANVASS **

DALLAS COUNTY GENERAL ELECTION
NOVEMBER 5, 1996

JUDGE, COURT OF CRIMINAL APPEALS, PLACE 3

r e g	b l t s	%	D E M O C R A T I C E		
			R E P U B L I C A N P A R T Y	R E P U B L I C A N P A R T Y	R E P U B L I C A N P A R T Y
3479	362	216	59.67	45	154
3480	3,248	1,446	44.52	188	1,174
3481	2,136	959	44.90	59	844
3482	2,476	1,653	66.76	194	1,347
3483	2,280	1,468	64.39	246	1,148
3484	2,389	1,319	55.21	123	1,132
3485	2,287	1,545	67.56	257	1,191
3486	2,383	976	40.96	516	422
3487	702	250	35.61	10	227
3488	1,860	816	43.87	27	755
3489	1,007	351	34.86	13	325
3490	410	134	32.68	4	126
3491	236	70	29.66	20	40
3492	281	144	51.25	3	129
3493	278	140	50.36	3	132
3494	0	1	0.00	0	1
3495	741	292	39.41	4	273
3496	13	0	0.00	0	0
3497	222	59	26.58	3	53
3498	248	139	56.05	38	93
3499	1,262	322	25.52	19	283
3500	224	26	11.61	4	21
3501	414	128	30.92	29	94
3502	97	4	4.12	1	2
3503	442	259	58.60	85	159
3504	134	68	50.75	24	40
3505	182	84	46.15	15	68
3506	478	223	46.65	68	137
3507	70	46	65.71	12	27
3508	230	108	46.96	5	95
3509	174	49	28.16	11	35
3510	57	23	40.35	9	13
3511	137	70	51.09	15	49
3512	0	0	0.00	0	0
3513	2	0	0.00	0	0
3514	390	179	45.90	55	106
3515	290	169	58.28	49	113
3516	659	228	34.60	37	170

DALLAS COUNTY GENERAL ELECTION
NOVEMBER 5, 1996

JUDGE, COURT OF CRIMINAL APPEALS, PLACE 3

r e g	b l t s	%	D E M O C R A T I C E		
			R E P U B L I C A N	P A R T Y	I N D E P E N D E N T
3517	48	12	25.00	3	9
3518	224	44	19.64	9	32
3519	1	0	0.00	0	0
3520	269	168	62.45	29	129
3521	541	191	35.30	65	108
3522	314	127	40.45	31	85
3523	945	370	39.15	49	300
3524	236	31	13.14	8	19
3525	3	1	33.33	0	1
3526	853	351	41.15	56	259
3527	350	154	44.00	28	117
3528	147	52	35.37	15	35
3529	95	43	45.26	14	28
3530	500	211	42.20	71	112
3531	254	138	54.33	75	43
3532	285	125	43.86	9	106
3533	1,248	500	40.06	136	320
3534	449	189	42.09	3	174
3535	367	197	53.68	18	168
3536	0	0	0.00	0	0
3537	44	13	29.55	1	9
3538	32	10	31.25	2	8
3539	317	67	21.14	17	46
3540	203	103	50.74	8	90
3541	39	15	38.46	8	5
3542	954	353	37.00	8	332
3543	545	255	46.79	113	109
3544	837	511	61.05	254	210
3545	248	51	20.56	10	39
3546	442	168	38.01	57	87
3547	479	271	56.58	91	138
3548	1	0	0.00	0	0
3549	40	22	55.00	4	16
3550	10	10	100.00	4	5
3551	127	54	42.52	5	41
3552	0	0	0.00	0	0
3553	59	25	42.37	2	21
3554	2	0	0.00	0	0

DALLAS COUNTY GENERAL ELECTION
NOVEMBER 5, 1996

JUDGE, COURT OF CRIMINAL APPEALS, PLACE 3

	r e g i s t r a t i o n		D E M O C R A T I C P A R T Y		
	g	s	%	C	E
3555	0	0	0.00	0	0
3556	148	62	41.89	13	46
3557	298	111	37.25	51	51
3558	1,563	731	46.77	352	287
3559	945	299	31.64	133	130
3560	170	73	42.94	26	38
3561	701	305	43.51	6	282
3562	585	184	31.45	68	94
3563	16	3	18.75	2	1
3564	185	65	35.14	14	45
3565	344	81	23.55	10	69
3566	155	75	48.39	32	32
3567	304	155	50.99	10	127
3568	212	80	37.74	21	44
3569	476	247	51.89	81	147
3570	0	0	0.00	0	0
3571	1,563	613	39.22	248	311
3572	886	244	27.54	13	220
3573	497	225	45.27	75	132
4401	2,551	1,359	53.27	711	482
4402	3,712	2,157	58.11	1,180	753
4403	2,775	1,457	52.50	735	574
4404	1,177	419	35.60	177	204
4405	792	505	63.76	79	407
4406	2,720	1,751	64.38	1,107	450
4407	2,844	1,198	42.12	564	538
4408	838	410	48.93	226	153
4409	1,500	601	40.07	205	340
4410	1,226	515	42.01	195	289
4411	2,590	928	35.83	89	724
4412	1,065	372	34.93	98	247
4413	2,181	1,277	58.55	740	420
4414	1,748	955	54.63	522	335
4415	2,806	1,563	55.70	815	598
4416	1,105	397	35.93	54	330
4417	1,675	1,042	62.21	655	288
4418	1,336	933	69.84	452	384
4419	533	278	52.16	88	160

DALLAS COUNTY GENERAL ELECTION
NOVEMBER 5, 1996

JUDGE, COURT OF CRIMINAL APPEALS, PLACE 3

	REGISTRATION		%	D	
	r	b		R	E
	e	l		E	M
	g	t		P	A
		s		P	L
				R	O
				I	N
				C	E
				E	Y
4420	644	433	67.24	227	156
4421	1,647	849	51.55	338	444
4422	1,061	393	37.04	77	284
4423	1,492	745	49.93	318	364
4424	1,988	923	46.43	392	448
4425	2,244	1,124	50.09	543	496
4426	1,296	568	43.83	182	334
4427	2,462	1,096	44.52	320	702
4428	1,146	309	26.96	99	184
4429	1,557	659	42.32	183	422
4430	1,066	596	55.91	217	315
4431	1,229	538	43.78	115	388
4432	2,489	1,007	40.46	248	657
4433	938	391	41.68	188	167
4434	1,844	877	47.56	273	532
4435	1,279	509	39.80	96	348
4436	547	257	46.98	134	99
4437	1,859	842	45.29	386	392
4438	1,280	587	45.86	249	279
4439	1,694	795	46.93	273	460
4440	171	77	45.03	29	31
4441	2,080	1,195	57.45	603	478
4442	544	272	50.00	126	126
4443	2,204	1,233	55.94	683	440
4444	1,036	586	56.56	125	432
4445	1,410	898	63.69	321	512
4446	1,795	878	48.91	482	324
4447	395	287	72.66	150	118
4448	479	297	62.00	122	153
4449	885	542	61.24	373	115
4450	536	191	35.63	82	88
4451	541	66	12.20	13	52
4452	1,549	705	45.51	321	306
4453	2,617	1,414	54.03	814	470
4454	1,045	542	51.87	180	324
4455	415	121	29.16	34	79
4456	1,573	642	40.81	314	272
4457	240	103	42.92	48	45

** COMBINED OFFICIAL CANVASS **

DALLAS COUNTY GENERAL ELECTION
NOVEMBER 5, 1996

JUDGE, COURT OF CRIMINAL APPEALS, PLACE 3

	REGISTRATION		%	D	
	REG	REG		REP	DEM
	REG	REG	%	REP	DEM
4458	758	364	48.02	96	243
4459	931	357	38.35	139	180
4460	2,327	863	37.09	203	608
4461	1,808	1,046	57.85	683	265
4462	1,124	758	67.44	473	212
4463	404	250	61.88	85	144
4464	2,735	1,607	58.76	945	485
4465	1,547	999	64.58	613	303
4466	2,349	1,210	51.51	660	407
4467	1,544	988	63.99	558	327
4468	546	331	60.62	186	116
4469	1,905	786	41.26	194	543
4470	979	492	50.26	135	319
4471	766	500	65.27	227	220
4472	1,947	923	47.41	459	390
4473	1,853	1,060	57.20	620	321
4474	2,206	1,244	56.39	657	475
4475	1,765	998	56.54	581	311
4476	2,580	1,669	64.69	1,099	422
4477	114	20	17.54	9	10
4478	2,378	1,420	59.71	639	657
4479	353	194	54.96	4	182
4480	1,728	919	53.18	481	347
4481	1,557	833	53.50	466	275
4482	434	169	38.94	73	80
4483	2,634	1,497	56.83	723	654
4484	2,261	1,185	52.41	599	477
4485	3,014	1,758	58.33	1,048	559
4486	1,957	1,168	59.68	647	432
4487	2,267	1,480	65.28	1,014	341
4488	993	547	55.09	292	209
4489	2,336	1,167	49.96	626	421
4490	1,160	769	66.29	442	263
4491	1,726	963	55.79	123	794
4492	3,216	1,883	58.55	1,038	686
4493	1,689	795	47.07	527	187
4494	1,737	906	52.16	229	624
4495	1,721	915	53.17	539	290

** COMBINED OFFICIAL CANVASS **

DALLAS COUNTY GENERAL ELECTION
NOVEMBER 5, 1996

JUDGE, COURT OF CRIMINAL APPEALS, PLACE 3

	r e g		b l t s		%		D E M O C R A T I C P A R T Y	
4496	1,262	450	35.66	172	215			
4497	51	16	31.37	5	10			
4498	0	1	0.00	0	1			
4499	3,485	1,860	53.37	735	985			
4500	0	0	0.00	0	0			
4501	2,210	979	44.30	574	321			
4502	841	317	37.69	130	158			
4503	913	327	35.82	73	235			
4504	1,125	690	61.33	175	478			
4505	1,674	974	58.18	671	226			
4506	24	17	70.83	9	7			
4507	1,530	837	54.71	481	257			
4508	1,990	851	42.76	408	387			
4509	2,653	1,324	49.91	472	761			
4510	1,962	1,106	56.37	229	784			
4511	764	254	33.25	72	162			
4512	2,228	1,426	64.00	871	448			
4513	1,265	710	56.13	333	333			
4514	1,102	702	63.70	406	222			
4515	1,060	395	37.26	225	136			
4516	1,654	1,023	61.85	704	234			
4517	2,546	1,581	62.10	913	542			
4518	179	96	53.63	25	64			
4519	1,610	940	58.39	490	382			
4520	2,345	924	39.40	428	410			
4521	786	297	37.79	150	127			
4522	357	183	51.26	50	114			
4523	0	0	0.00	0	0			
4524	0	1	0.00	0	1			
4525	304	108	35.53	45	52			
4526	540	289	53.52	120	151			
4527	116	73	62.93	41	29			
4528	36	8	22.22	1	7			
4529	240	47	19.58	27	15			
4530	75	37	49.33	19	14			
4531	0	0	0.00	0	0			
4532	0	0	0.00	0	0			
4533	96	51	53.13	18	26			

** COMBINED OFFICIAL CANVASS **

DALLAS COUNTY GENERAL ELECTION
NOVEMBER 5, 1996

JUDGE, COURT OF CRIMINAL APPEALS, PLACE 3

	REGISTRATION		%	D	
	r	b		R	E
	e	l		E	M
	g	t		P	A
		s		P	L
				R	O
				I	N
				C	E
				E	Y
4534	912	593	65.02	377	153
4535	0	1	0.00	1	0
4536	53	17	32.08	10	7
4537	240	153	63.75	65	70
4538	1,794	1,060	59.09	728	227
4539	385	194	50.39	103	69
4540	208	134	64.42	93	28
4541	0	1	0.00	0	0
4542	1,635	1,001	61.22	512	423
4543	463	212	45.79	117	77
4544	0	1	0.00	0	0
4545	424	111	26.18	41	63
4546	397	147	37.03	42	94
4547	1,863	746	40.04	424	239
4548	378	141	37.30	41	92
4549	2,173	1,239	57.02	780	345
4550	318	107	33.65	29	70
4551	333	91	27.33	24	63
4552	291	141	48.45	65	67
4553	217	83	38.25	34	40
4554	60	37	61.67	16	17
4555	251	111	44.22	44	61
4556	0	0	0.00	0	0
4557	287	91	31.71	37	45
4558	1,974	1,016	51.47	527	407
4559	50	20	40.00	7	10
4560	411	185	45.01	70	106
4561	214	151	70.56	105	26
4562	443	136	30.70	49	69
4563	1,696	602	35.50	230	317
4564	443	131	29.57	45	70
4565	214	77	35.98	37	29
4566	313	130	41.53	65	61
4567	573	279	48.69	141	120
4568	733	457	62.35	252	166
4569	0	0	0.00	0	0
4570	0	1	0.00	0	1
4571	733	326	44.47	141	162

DALLAS COUNTY GENERAL ELECTION
NOVEMBER 5, 1996

JUDGE, COURT OF CRIMINAL APPEALS, PLACE 3

r e g	b l t s	%	D E M O C R A T I C E		
			R E P U B L I C A N	P A R T Y	I N D E P E N D E N T
4572	494	166	33.60	60	92
4573	0	0	0.00	0	0
4574	204	119	58.33	39	69
4575	1	1	100.00	1	0
4576	0	1	0.00	1	0
4577	351	58	16.52	3	50
4578	56	12	21.43	3	7
4579	262	113	43.13	36	74
4580	244	117	47.95	29	80
4581	476	141	29.62	32	94
4582	896	388	43.30	112	232
4583	0	1	0.00	0	1
4584	4	1	25.00	0	1
4585	553	364	65.82	216	110
4586	1,335	767	57.45	349	348
4587	1,324	578	43.66	213	307
4588	1,367	769	56.25	425	290
4589	50	9	18.00	3	6
4590	342	147	42.98	52	85
4591	3	9	300.00	1	6
4592	320	162	50.63	18	133
4593	335	111	33.13	64	41
4594	392	194	49.49	44	137
4595	472	282	59.75	116	146
4596	1,373	776	56.52	156	558
4597	275	140	50.91	43	81
4598	464	222	47.84	73	128
4599	118	72	61.02	30	32
4600	374	160	42.78	46	98
4601	194	89	45.88	43	42
4602	308	116	37.66	53	58
4603	624	386	61.86	179	185
4604	5	3	60.00	3	0
4605	2,060	1,193	57.91	619	479
4606	1	2	200.00	1	1
4607	177	75	42.37	33	33
4608	0	0	0.00	0	0
4609	226	123	54.42	59	54

** COMBINED OFFICIAL CANVASS **

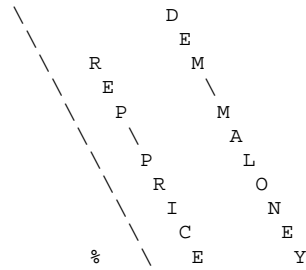
DALLAS COUNTY GENERAL ELECTION
NOVEMBER 5, 1996

JUDGE, COURT OF CRIMINAL APPEALS, PLACE 3

r e g	b l t s	%	D E M O C R A T I C E		
			R E P U B L I C A N	P A R T Y	I N D E P E N D E N T
4610	436	139	31.88	33	98
4611	309	115	37.22	107	3
4612	40	6	15.00	5	1
4613	1,389	693	49.89	222	415
4614	268	139	51.87	90	29
4615	1,897	1,156	60.94	530	516
4616	523	179	34.23	63	101
4617	651	240	36.87	88	142
4618	920	505	54.89	244	232
4619	1,104	655	59.33	427	166
4620	0	0	0.00	0	0
4621	473	174	36.79	19	148
4622	138	78	56.52	27	46
4623	156	70	44.87	18	44
4624	749	372	49.67	104	234
4625	1,097	681	62.08	341	259
4626	1,584	833	52.59	435	327
4627	626	326	52.08	139	167
4628	308	205	66.56	129	58
4629	815	462	56.69	266	135
4630	447	239	53.47	84	137
4631	394	149	37.82	78	54
4632	274	135	49.27	42	84
4633	0	1	0.00	0	1
4634	484	250	51.65	120	116
4635	820	437	53.29	271	128
4636	107	59	55.14	25	33
4637	0	0	0.00	0	0
4638	601	353	58.74	211	102
4639	3	0	0.00	0	0
4640	147	80	54.42	12	58
4641	722	251	34.76	148	74
4642	147	44	29.93	13	27
4643	270	127	47.04	34	85
4644	650	339	52.15	163	146
4645	45	24	53.33	5	17
4646	618	297	48.06	3	283
4647	208	92	44.23	42	42

DALLAS COUNTY GENERAL ELECTION
NOVEMBER 5, 1996

JUDGE, COURT OF CRIMINAL APPEALS, PLACE 3



	reg	blts	%	REGISTRATION	DEMOCRATIC
4648	1,410	815	57.80	412	326
4649	1,515	473	31.22	184	239
4650	1,567	725	46.27	326	307
4651	1,661	1,008	60.69	218	729
4652	234	141	60.26	98	30
00LB	0	188	0.00	43	49
Election Wide	1059853	562,439	53.07	275,358	237,100
County wide	1059853	562,251	53.05	275,315	237,051
Cong. Dist 3	213,310	116,057	54.41	67,824	37,443
Cong. Dist 4	6,152	3,089	50.21	1,931	901
Cong. Dist 5	174,673	92,930	53.20	46,312	37,644
Cong. Dist 6	9,059	5,449	60.15	3,123	1,819
Cong. Dist 24	132,229	67,836	51.30	31,288	30,848
Cong. Dist 26	229,379	137,485	59.94	87,031	37,152
Cong. Dist 30	295,051	139,405	47.25	37,806	91,244
State Br ED Dist 11	41,847	24,158	57.73	14,114	7,909
State Br Ed Dist 12	597,506	339,890	56.88	204,468	102,546
State Br Ed Dist 13	420,500	198,203	47.14	56,733	126,596
State Sen. Dist 2	98,063	43,989	44.86	14,567	25,357
State Sen. Dist 8	204,811	123,593	60.34	77,487	34,128
State Sen. Dist 9	153,842	81,823	53.19	47,589	26,279
State Sen. Dist 16	340,109	187,573	55.15	107,218	62,747
State Sen. Dist 23	263,028	125,273	47.63	28,454	88,540
State Rep Dist 99	84,812	46,391	54.70	29,410	12,415
State Rep Dist 100	58,454	27,126	46.41	7,869	17,113
State Rep Dist 101	69,077	36,361	52.64	20,545	12,377
State Rep Dist 102	71,724	41,931	58.46	25,442	12,477
State Rep Dist 103	48,021	22,501	46.86	8,964	11,571
State Rep Dist 104	36,857	14,772	40.08	3,936	9,605
State Rep Dist 105	54,825	24,840	45.31	9,322	13,215
State Rep Dist 106	65,446	34,122	52.14	17,635	13,411
State Rep Dist 107	61,053	29,956	49.07	12,195	14,718
State Rep Dist 108	86,314	55,201	63.95	35,846	14,063
State Rep Dist 109	65,536	31,645	48.29	7,841	21,657
State Rep Dist 110	68,953	36,481	52.91	9,504	24,632
State Rep Dist 111	67,865	34,665	51.08	10,087	22,281

DALLAS COUNTY GENERAL ELECTION
NOVEMBER 5, 1996

JUDGE, COURT OF CRIMINAL APPEALS, PLACE 3

	reg	blts	%	D E M A L O N E Y	R E P U B L I C E
State Rep Dist 112	69,721	40,498	58.09	24,962	11,726
State Rep Dist 113	74,239	39,614	53.36	23,436	12,552
State Rep Dist 114	76,956	46,147	59.97	28,321	13,238
County Comm Dist 1	310,470	184,126	59.31	113,457	52,836
County Comm Dist 2	274,007	147,792	53.94	83,667	50,251
County Comm Dist 3	228,587	103,885	45.45	18,434	78,388
County Comm Dist 4	246,789	126,448	51.24	59,757	55,576
JP/Con Pct 1 Pl 1	177,794	105,044	59.08	59,913	35,063
JP/Con Pct 2 Pl 1	142,900	75,605	52.91	44,855	23,128
JP/Con Pct 3 Pl 1	157,207	95,404	60.69	58,573	27,755
Con Pct 4	123,231	64,769	52.56	37,800	20,956
JP/Con Pct 5 Pl 1	174,511	91,405	52.38	48,922	34,262
JP/Con Pct 6 Pl 1	65,191	25,944	39.80	6,001	17,819
Con Pct 7	95,932	47,853	49.88	9,601	35,328
JP/Con Pct 8 Pl 1	123,087	56,227	45.68	9,650	42,740

DALLAS COUNTY GENERAL ELECTION
NOVEMBER 5, 1996

MEMBER, STATE BOARD OF EDUCATION, DISTRICT 11

	r		%	D	
	e	l		E	M
g	s	s		L	T
4406	2,720	1,751	64.38	1,044	464
4443	2,204	1,233	55.94	636	454
4452	1,549	705	45.51	302	312
4453	2,617	1,414	54.03	769	469
4461	1,808	1,046	57.85	637	276
4476	2,580	1,669	64.69	1,037	448
4480	1,728	919	53.18	459	350
4481	1,557	833	53.50	448	271
4485	3,014	1,758	58.33	982	584
4487	2,267	1,480	65.28	970	355
4489	2,336	1,167	49.96	595	429
4492	3,216	1,883	58.55	968	704
4498	0	1	0.00	0	1
4505	1,674	974	58.18	638	240
4516	1,654	1,023	61.85	671	240
4517	2,546	1,581	62.10	869	554
4519	1,610	940	58.39	463	394
4531	0	0	0.00	0	0
4542	1,635	1,001	61.22	496	423
4544	0	1	0.00	0	0
4556	0	0	0.00	0	0
4566	313	130	41.53	61	64
4567	573	279	48.69	129	127
4583	0	1	0.00	0	1
4584	4	1	25.00	1	0
4605	2,060	1,193	57.91	554	511
4609	226	123	54.42	53	50
4622	138	78	56.52	27	46
4626	1,584	833	52.59	400	338
4652	234	141	60.26	95	29
Election Wide	41,847	24,158	57.73	13,304	8,134
County wide	41,847	24,158	57.73	13,304	8,134
Cong. Dist 6	9,054	5,446	60.15	2,926	1,880
Cong. Dist 24	32,480	18,582	57.21	10,317	6,190
Cong. Dist 30	313	130	41.53	61	64
State Br ED Dist 11	41,847	24,158	57.73	13,304	8,134
State Sen. Dist 9	34,133	19,658	57.59	10,986	6,442
State Sen. Dist 23	7,714	4,500	58.34	2,318	1,692

DALLAS COUNTY GENERAL ELECTION
NOVEMBER 5, 1996

MEMBER, STATE BOARD OF EDUCATION, DISTRICT 11

	r e g i s t e r e d v o t e r s		R E P U B L I C A N		D E M O C R A T	
			%			
State Rep Dist 106	18,202	10,640	58.46	5,792	3,629	
State Rep Dist 110	15,553	8,428	54.19	4,546	2,885	
State Rep Dist 111	8,092	5,090	62.90	2,966	1,620	
County Comm Dist 4	41,847	24,158	57.73	13,304	8,134	
JP/Con Pct 5 Pl 1	36,455	21,216	58.20	11,869	6,944	
Con Pct 7	5,392	2,942	54.56	1,435	1,190	

DALLAS COUNTY GENERAL ELECTION
NOVEMBER 5, 1996

MEMBER, STATE BOARD OF EDUCATION, DISTRICT 12

	REGISTRATION		PERCENTAGE	DEMOCRATIC		
	REGISTRATION	REGISTRATION	PERCENTAGE	DEMOCRATIC	REPUBLICAN	UNREGISTERED
1101	2,865	1,876	65.48	1,206	440	49
1102	2,939	1,792	60.97	1,119	453	52
1103	2,623	1,788	68.17	1,186	378	35
1104	2,524	1,693	67.08	1,054	412	38
1105	2,244	1,408	62.75	737	476	62
1106	1,574	1,071	68.04	664	260	35
1107	2,773	2,068	74.58	1,409	409	43
1108	2,771	1,673	60.38	877	541	78
1109	231	93	40.26	43	37	8
1110	2,265	1,611	71.13	1,034	371	37
1111	2,225	1,523	68.45	903	402	52
1112	1,283	690	53.78	360	233	31
1114	2,212	1,211	54.75	636	402	46
1115	635	410	64.57	230	130	12
1116	2,946	1,245	42.26	675	412	45
1117	1,215	752	61.89	445	213	15
1118	1,256	801	63.77	436	258	28
1119	2,459	1,471	59.82	736	544	40
1122	2,456	1,606	65.39	1,080	317	48
1123	2,764	1,772	64.11	1,096	422	57
1127	1,390	969	69.71	491	337	29
1128	1,013	746	73.64	429	216	14
1129	2,454	1,748	71.23	1,160	405	34
1130	2,489	1,867	75.01	1,262	375	40
1131	1,999	1,539	76.99	1,072	289	28
1132	1,524	959	62.93	505	331	30
1133	1,458	1,095	75.10	785	188	15
1134	1,466	1,075	73.33	641	286	27
1135	1,073	822	76.61	441	269	16
1136	1,471	955	64.92	534	301	35
1138	2,372	1,690	71.25	950	527	49
1140	1,936	1,405	72.57	845	363	37
1142	1,801	1,227	68.13	649	427	38
1143	1,489	1,052	70.65	677	249	29
1144	1,196	863	72.16	600	155	17

DALLAS COUNTY GENERAL ELECTION
NOVEMBER 5, 1996

MEMBER, STATE BOARD OF EDUCATION, DISTRICT 12

	REGISTRATION		%	DEMOCRATIC		
	REGISTRATION	REGISTRATION		REGISTRATION	REGISTRATION	REGISTRATION
	REGISTRATION	REGISTRATION	REGISTRATION	REGISTRATION	REGISTRATION	REGISTRATION
1145	521	381	73.13	311	39	5
1146	1,438	1,074	74.69	674	260	16
1147	1,842	1,214	65.91	739	330	19
1148	2,437	1,521	62.41	704	649	29
1149	2,745	1,605	58.47	745	608	49
1151	705	529	75.04	314	159	6
1154	1,488	1,034	69.49	498	353	36
1158	174	71	40.80	29	25	6
1159	1,226	751	61.26	336	319	18
1160	653	450	68.91	341	65	10
1161	2,241	1,459	65.10	1,003	302	28
1162	1,586	1,270	80.08	1,081	98	12
1163	3,091	2,312	74.80	1,839	257	35
1164	2,580	1,909	73.99	1,530	212	22
1165	1,309	1,018	77.77	820	119	14
1166	1,213	872	71.89	515	251	24
1167	2,731	1,599	58.55	899	498	53
1168	855	591	69.12	361	144	9
1169	294	7	2.38	4	2	0
1170	1,013	704	69.50	460	171	12
1171	3,004	2,032	67.64	1,589	254	28
1172	2,703	1,756	64.96	1,314	285	29
1173	2,453	1,169	47.66	707	313	39
1174	1,704	891	52.29	580	217	27
1175	2,767	1,551	56.05	963	392	34
1177	3,095	1,584	51.18	791	554	42
1178	1,751	805	45.97	371	332	31
1180	2,803	1,441	51.41	756	442	52
1181	1,548	98	6.33	50	38	1
1182	1,399	591	42.24	286	225	15
1183	1,882	1,201	63.82	753	320	30
1184	1,874	964	51.44	526	316	34
1185	1,948	1,226	62.94	728	351	31
1186	2,208	1,409	63.81	847	343	25
1187	1,188	883	74.33	654	136	7

DALLAS COUNTY GENERAL ELECTION
NOVEMBER 5, 1996

MEMBER, STATE BOARD OF EDUCATION, DISTRICT 12

r e g	b l t s	%	D E M O C R A T I C P A R T Y			
			R E P U B L I C A N P A R T Y	L I B E R A L P A R T Y	U N C L A S S I F I E D	
1188	1,935	1,211	62.58	697	378	29
1189	1,206	766	63.52	462	224	12
1191	2,322	1,282	55.21	416	698	36
1192	11	2	18.18	0	2	0
1193	0	0	0.00	0	0	0
1195	0	1	0.00	1	0	0
1196	1,850	1,350	72.97	1,041	195	19
1197	1,108	876	79.06	704	91	8
1198	1,847	1,337	72.39	1,079	144	23
1199	2,373	1,378	58.07	754	425	67
1200	3,479	1,945	55.91	999	684	57
1201	1,739	1,108	63.71	675	279	27
1202	2,591	1,593	61.48	973	408	58
1203	1,370	969	70.73	817	84	19
1204	1,907	1,221	64.03	805	260	27
1205	1,831	1,318	71.98	931	220	22
1206	1,789	1,143	63.89	696	309	31
1207	1,251	843	67.39	586	149	11
1208	2,004	1,369	68.31	872	329	23
1209	2,080	1,306	62.79	746	368	19
1210	3,170	1,985	62.62	1,263	495	36
1211	2,910	1,331	45.74	697	471	31
1212	1,241	803	64.71	626	106	16
1214	2,793	1,536	54.99	940	414	33
1215	210	90	42.86	40	32	5
1217	347	195	56.20	100	71	4
1219	1,505	1,146	76.15	714	306	23
1220	1,680	1,008	60.00	577	302	33
1221	1,821	806	44.26	387	322	24
1222	2,588	1,618	62.52	1,006	359	43
1223	2,533	1,622	64.03	999	374	48
1224	2,434	1,553	63.80	976	370	32
1225	2,648	1,434	54.15	816	418	34
1226	1,986	980	49.35	557	292	31
1227	2,304	1,640	71.18	1,112	350	33

DALLAS COUNTY GENERAL ELECTION
NOVEMBER 5, 1996

MEMBER, STATE BOARD OF EDUCATION, DISTRICT 12

r e g	b l t s	%	D E M O C R A T I C P A R T Y			
			R E P U B L I C A N P A R T Y	L I B E R A L P A R T Y	L I B E R A L P A R T Y	L I B E R A L P A R T Y
1228	2,488	1,492	59.97	935	356	50
1229	886	439	49.55	251	118	10
1230	1,601	977	61.02	577	285	16
1231	2,709	1,350	49.83	781	417	42
1232	3,239	1,387	42.82	690	517	44
1235	2,558	1,609	62.90	1,049	365	47
1236	1,091	640	58.66	415	148	16
1237	2,755	1,329	48.24	866	301	33
1238	3,824	2,072	54.18	1,159	620	49
1247	147	66	44.90	31	27	0
1248	3	1	33.33	1	0	0
1249	155	113	72.90	88	16	1
1253	85	47	55.29	19	22	1
1258	929	568	61.14	357	148	12
1259	112	80	71.43	48	20	0
1260	559	310	55.46	166	99	10
1261	147	48	32.65	15	24	3
1262	200	45	22.50	8	31	3
1263	0	0	0.00	0	0	0
1265	7	4	57.14	1	3	0
1266	0	1	0.00	1	0	0
1268	2,441	1,536	62.93	1,053	289	29
1271	3	1	33.33	0	1	0
1272	385	169	43.90	58	86	11
1274	1,262	685	54.28	367	218	22
1276	337	237	70.33	175	43	5
1277	1,098	490	44.63	178	250	20
1278	0	0	0.00	0	0	0
1280	1,574	1,084	68.87	690	248	21
1281	1,067	613	57.45	292	230	36
1282	1,004	590	58.76	280	208	30
1283	251	91	36.25	12	57	7
1284	80	34	42.50	13	19	0
1285	429	213	49.65	90	94	9
1286	996	270	27.11	189	40	7

DALLAS COUNTY GENERAL ELECTION
NOVEMBER 5, 1996

MEMBER, STATE BOARD OF EDUCATION, DISTRICT 12

	REGISTRATION		%	DEMOCRATIC		
	REGISTRATION	REGISTRATION		REGISTRATION	REGISTRATION	REGISTRATION
1287	1,477	1,092	73.93	732	197	19
1288	280	209	74.64	164	25	3
1289	3	2	66.67	1	0	1
1290	378	279	73.81	206	37	8
1291	0	0	0.00	0	0	0
1294	0	49	0.00	15	27	2
1298	1,431	581	40.60	202	310	15
1300	11	5	45.45	2	2	0
1301	234	114	48.72	39	60	5
1302	1,506	263	17.46	152	89	4
1303	1,389	693	49.89	368	247	18
1304	184	507	275.54	194	258	14
1305	807	342	42.38	112	179	11
1306	644	403	62.58	260	101	6
1307	21	17	80.95	7	9	0
1308	844	632	74.88	419	152	9
1309	677	250	36.93	80	139	7
1310	63	51	80.95	38	8	0
1311	145	13	8.97	2	9	1
1312	850	633	74.47	482	104	8
1313	4	1	25.00	1	0	0
1314	33	14	42.42	6	4	1
1315	62	37	59.68	18	10	1
1316	995	652	65.53	370	197	20
1318	372	271	72.85	150	83	4
1322	1,684	628	37.29	269	267	34
1323	155	106	68.39	81	18	3
1325	222	86	38.74	49	32	0
1326	507	292	57.59	157	102	7
1327	5	2	40.00	0	1	0
1329	2,626	1,582	60.24	1,029	334	48
1330	129	93	72.09	57	28	2
1331	1,670	1,016	60.84	584	306	32
1333	13	4	30.77	3	0	0
1340	473	349	73.78	245	68	9

DALLAS COUNTY GENERAL ELECTION
NOVEMBER 5, 1996

MEMBER, STATE BOARD OF EDUCATION, DISTRICT 12

	REGISTRATION		%	DEMOCRATIC		
	REGISTRATION	REGISTRATION		DEMOCRATIC	REPUBLICAN	LIBERTARIAN
1341	848	533	62.85	268	193	20
1342	191	127	66.49	82	31	4
1343	815	553	67.85	372	106	6
1344	347	240	69.16	150	59	4
1345	1,098	631	57.47	331	227	12
1347	551	400	72.60	304	59	8
1350	468	279	59.62	183	65	1
1353	188	95	50.53	22	55	4
1354	194	90	46.39	21	54	5
1355	557	248	44.52	48	158	15
1356	440	221	50.23	99	93	10
1357	234	88	37.61	38	36	2
1358	439	182	41.46	84	74	11
1360	464	234	50.43	97	98	8
1363	12	8	66.67	5	3	0
1364	1,441	909	63.08	442	363	26
1365	4	3	75.00	1	1	0
1366	369	149	40.38	82	46	4
1367	700	271	38.71	158	76	8
1368	0	0	0.00	0	0	0
1369	1,483	753	50.78	301	350	23
1370	1,113	736	66.13	487	151	14
1371	2,392	1,118	46.74	700	299	27
1372	1,583	985	62.22	585	260	31
2201	1,275	738	57.88	426	225	18
2202	1,238	732	59.13	462	161	27
2203	3,071	1,726	56.20	1,027	462	54
2204	86	44	51.16	19	20	1
2205	1,399	794	56.75	385	300	35
2206	582	151	25.95	39	98	3
2207	2,374	752	31.68	350	299	35
2208	1,971	1,028	52.16	423	452	40
2209	2,936	1,822	62.06	1,172	431	35
2210	853	643	75.38	415	148	13
2211	981	611	62.28	303	216	22

DALLAS COUNTY GENERAL ELECTION
NOVEMBER 5, 1996

MEMBER, STATE BOARD OF EDUCATION, DISTRICT 12

	REGISTRATION		%	DEMOCRATIC		
	REGISTRATION	REGISTRATION		REGISTRATION	REGISTRATION	REGISTRATION
2212	1,859	1,117	60.09	541	423	33
2217	2,318	1,677	72.35	1,133	318	49
2218	1,809	1,252	69.21	728	348	38
2219	1,575	1,041	66.10	578	311	30
2221	2,366	1,230	51.99	692	386	27
2222	2,278	1,501	65.89	1,022	294	40
2223	2,432	1,636	67.27	865	530	43
2224	2,486	1,786	71.84	1,085	469	37
2225	1,364	752	55.13	326	302	33
2226	1,468	687	46.80	252	347	19
2227	1,022	689	67.42	354	226	23
2228	2,392	1,436	60.03	790	454	39
2229	966	672	69.57	367	210	23
2230	1,340	655	48.88	250	299	33
2231	775	507	65.42	265	167	12
2235	2,929	1,435	48.99	702	528	42
2236	2,763	1,201	43.47	573	463	37
2237	1,412	886	62.75	650	149	16
2238	1,573	785	49.90	343	338	33
2239	2,254	841	37.31	312	419	22
2240	847	479	56.55	195	220	16
2241	1,127	686	60.87	395	196	21
2242	1,803	1,278	70.88	730	355	31
2243	2,631	1,870	71.08	1,067	541	39
2244	321	221	68.85	96	87	8
2245	1,489	677	45.47	305	288	18
2247	1,365	839	61.47	477	258	19
2248	1,692	666	39.36	260	309	30
2249	976	614	62.91	403	125	13
2250	2,462	1,343	54.55	689	474	41
2251	296	192	64.86	86	86	1
2252	175	132	75.43	84	32	4
2253	999	616	61.66	281	236	22
2254	1,156	721	62.37	350	264	30
2255	2,399	1,251	52.15	658	440	31

DALLAS COUNTY GENERAL ELECTION
NOVEMBER 5, 1996

MEMBER, STATE BOARD OF EDUCATION, DISTRICT 12

REG	REG	%	DEMOCRATIC			
			REG	REG	REG	
2256	58	28	48.28	9	15	1
2258	1,487	768	51.65	339	303	36
2259	2,536	1,482	58.44	796	487	29
2260	2,721	1,595	58.62	857	534	62
2261	2,061	1,036	50.27	449	472	35
2263	1,651	958	58.03	423	402	30
2265	1,253	762	60.81	469	196	18
2266	1,316	1,018	77.36	667	211	24
2267	1,217	594	48.81	260	248	14
2268	1,766	999	56.57	509	351	32
2269	2,926	1,433	48.97	638	590	62
2270	3,036	1,254	41.30	578	509	52
2271	1,258	924	73.45	588	221	17
2273	2,059	1,371	66.59	721	486	36
2274	2,981	1,646	55.22	845	597	44
2275	2,807	1,427	50.84	630	609	59
2276	1,208	818	67.72	459	213	22
2277	2,677	1,861	69.52	1,020	572	37
2279	3,408	1,893	55.55	992	667	61
2280	3,804	1,955	51.39	873	820	89
2281	1,170	530	45.30	269	190	9
2282	1,891	904	47.81	403	373	31
2283	2,889	1,736	60.09	959	529	56
2284	2,692	1,546	57.43	826	516	38
2285	1,994	1,090	54.66	500	445	40
2286	3,687	1,963	53.24	1,047	669	67
2287	2,614	1,218	46.60	526	550	44
2288	2,273	1,274	56.05	679	436	34
2289	344	168	48.84	79	66	8
2294	1,736	848	48.85	444	300	14
2296	707	469	66.34	267	130	15
2297	2,423	1,581	65.25	947	418	36
2298	2,308	1,240	53.73	632	448	37
2299	2,706	1,597	59.02	917	448	53
2301	2,421	1,545	63.82	938	403	41

DALLAS COUNTY GENERAL ELECTION
NOVEMBER 5, 1996

MEMBER, STATE BOARD OF EDUCATION, DISTRICT 12

r e g	b l t s	%	D E M O C R A T I C P A R T Y			
			R E P U B L I C A N P A R T Y	L I B E R A L P A R T Y	U N K N O W N P A R T Y	
2302	2,197	1,148	52.25	576	408	52
2303	2,739	1,210	44.18	545	524	32
2304	2,834	1,614	56.95	997	430	45
2305	1,964	1,066	54.28	525	382	52
2306	2,157	1,287	59.67	766	355	40
2308	2,627	936	35.63	337	513	23
2309	2,620	1,653	63.09	1,054	389	31
2310	1,334	403	30.21	101	257	15
2311	1,976	1,281	64.83	864	265	24
2312	23	10	43.48	8	2	0
2313	2,181	1,457	66.80	900	336	36
2315	2,715	1,051	38.71	533	397	32
2316	2,169	1,176	54.22	627	385	26
2317	2,651	1,359	51.26	702	477	47
2318	2,081	1,247	59.92	687	390	31
2322	1,581	832	52.62	383	345	28
2324	2,095	581	27.73	304	216	15
2325	2,514	1,179	46.90	531	480	34
2326	1,409	832	59.05	440	290	23
2327	2,867	1,654	57.69	950	498	65
2329	2,128	1,245	58.51	664	411	31
2330	218	87	39.91	21	60	2
2331	32	6	18.75	4	2	0
2332	5	2	40.00	1	0	0
2333	169	56	33.14	14	40	1
2334	860	380	44.19	148	185	11
2335	257	99	38.52	32	54	3
2336	247	88	35.63	37	44	1
2337	257	134	52.14	76	47	2
2338	268	116	43.28	44	51	4
2341	363	180	49.59	49	110	3
2342	878	346	39.41	124	174	9
2343	622	231	37.14	55	151	11
2344	554	266	48.01	103	120	13
2345	372	149	40.05	31	106	4

DALLAS COUNTY GENERAL ELECTION
NOVEMBER 5, 1996

MEMBER, STATE BOARD OF EDUCATION, DISTRICT 12

	REGISTRATION		PERCENTAGE	DEMOCRATIC		
	REGISTRATION	REGISTRATION	PERCENTAGE	DEMOCRATIC	REPUBLICAN	UNREGISTERED
2346	1,034	816	78.92	570	154	19
2348	1,083	474	43.77	168	228	17
2349	583	241	41.34	91	117	10
2350	1,080	440	40.74	177	217	12
2351	2,034	865	42.53	339	396	33
2352	0	0	0.00	0	0	0
2354	61	50	81.97	36	10	3
2355	570	384	67.37	259	79	5
2356	129	49	37.98	35	9	1
2357	696	374	53.74	170	166	13
2358	692	327	47.25	150	134	15
2359	921	458	49.73	149	233	15
2362	614	396	64.50	182	151	7
2363	318	172	54.09	67	83	11
2364	0	0	0.00	0	0	0
2365	75	54	72.00	24	25	0
2366	12	6	50.00	5	0	0
2367	256	175	68.36	95	58	5
2368	158	109	68.99	69	23	5
2370	277	133	48.01	42	75	2
2371	287	178	62.02	89	67	3
2372	1,409	767	54.44	543	127	16
2373	1,145	818	71.44	602	134	10
2376	0	2	0.00	1	1	0
2377	119	62	52.10	20	36	2
2378	253	123	48.62	44	59	7
2379	1	0	0.00	0	0	0
2380	1,638	924	56.41	378	413	34
2381	692	488	70.52	268	153	7
2382	97	71	73.20	39	19	3
2383	157	73	46.50	40	27	2
2384	2,473	1,296	52.41	653	476	50
2385	2,478	1,140	46.00	668	323	37
2386	1,837	973	52.97	545	315	32
2387	2,527	1,422	56.27	733	510	42

DALLAS COUNTY GENERAL ELECTION
NOVEMBER 5, 1996

MEMBER, STATE BOARD OF EDUCATION, DISTRICT 12

	REGISTRATION		PERCENTAGE	DEMOCRATIC		
	REGISTRATION	REGISTRATION	PERCENTAGE	DEMOCRATIC	REPUBLICAN	UNREGISTERED
2388	3,759	2,315	61.59	1,236	793	57
2389	80	51	63.75	31	9	2
2390	0	1	0.00	1	0	0
2392	30	7	23.33	2	5	0
2393	1,792	881	49.16	332	436	44
2394	1,055	450	42.65	201	195	19
2395	1,082	537	49.63	291	177	18
2396	982	605	61.61	315	210	21
3347	2,812	1,132	40.26	488	501	42
3359	891	384	43.10	134	189	15
3360	2,750	1,256	45.67	604	462	45
3361	277	138	49.82	15	107	2
3393	1,698	650	38.28	275	290	38
3396	1,497	820	54.78	295	392	38
3536	0	0	0.00	0	0	0
3543	545	255	46.79	98	105	20
3558	1,563	731	46.77	294	304	32
3559	945	299	31.64	109	137	18
4401	2,551	1,359	53.27	648	504	52
4402	3,712	2,157	58.11	1,058	793	79
4413	2,181	1,277	58.55	668	436	58
4414	1,748	955	54.63	444	368	39
4415	2,806	1,563	55.70	713	635	59
4417	1,675	1,042	62.21	589	302	39
4428	1,146	309	26.96	81	195	10
4433	938	391	41.68	166	164	18
4440	171	77	45.03	32	29	2
4446	1,795	878	48.91	429	342	28
4456	1,573	642	40.81	286	275	17
4457	240	103	42.92	45	41	5
4459	931	357	38.35	120	187	11
4462	1,124	758	67.44	436	232	14
4463	404	250	61.88	81	147	3
4464	2,735	1,607	58.76	859	497	53
4465	1,547	999	64.58	584	300	30

DALLAS COUNTY GENERAL ELECTION
NOVEMBER 5, 1996

MEMBER, STATE BOARD OF EDUCATION, DISTRICT 12

	REGISTRATION		PERCENTAGE	DEMOCRATIC		
	REGISTRATION	REGISTRATION	PERCENTAGE	DEMOCRATIC	REPUBLICAN	UNREGISTERED
4466	2,349	1,210	51.51	621	421	27
4467	1,544	988	63.99	501	354	37
4468	546	331	60.62	166	125	8
4471	766	500	65.27	196	237	15
4473	1,853	1,060	57.20	568	339	26
4475	1,765	998	56.54	544	303	46
4478	2,378	1,420	59.71	574	680	28
4488	993	547	55.09	259	225	11
4493	1,689	795	47.07	490	203	18
4495	1,721	915	53.17	500	302	26
4496	1,262	450	35.66	157	212	20
4499	3,485	1,860	53.37	636	1,027	46
4500	0	0	0.00	0	0	0
4501	2,210	979	44.30	508	343	38
4507	1,530	837	54.71	437	271	22
4512	2,228	1,426	64.00	818	455	32
4513	1,265	710	56.13	271	319	19
4514	1,102	702	63.70	370	244	14
4515	1,060	395	37.26	201	145	14
4520	2,345	924	39.40	391	427	26
4530	75	37	49.33	17	15	2
4537	240	153	63.75	59	69	4
4538	1,794	1,060	59.09	698	223	19
4539	385	194	50.39	86	79	6
4543	463	212	45.79	83	67	4
4546	397	147	37.03	40	87	5
4547	1,863	746	40.04	400	249	19
4549	2,173	1,239	57.02	730	368	31
4550	318	107	33.65	25	74	0
4551	333	91	27.33	22	62	2
4553	217	83	38.25	28	41	4
4554	60	37	61.67	16	17	0
4555	251	111	44.22	35	69	1
4557	287	91	31.71	33	43	4
4558	1,974	1,016	51.47	486	418	33

DALLAS COUNTY GENERAL ELECTION
NOVEMBER 5, 1996

MEMBER, STATE BOARD OF EDUCATION, DISTRICT 12

	REGISTRATION		%	DEMOCRATIC		
	REGISTRATION	REGISTRATION		DEMOCRATIC	DEMOCRATIC	DEMOCRATIC
4560	411	185	45.01	62	115	0
4561	214	151	70.56	95	29	5
4562	443	136	30.70	43	70	7
4563	1,696	602	35.50	200	326	20
4564	443	131	29.57	39	73	5
4565	214	77	35.98	26	38	1
4575	1	1	100.00	1	0	0
4576	0	1	0.00	1	0	0
4585	553	364	65.82	204	110	8
4586	1,335	767	57.45	298	370	21
4593	335	111	33.13	61	37	5
4610	436	139	31.88	31	99	0
4614	268	139	51.87	61	20	1
4615	1,897	1,156	60.94	318	383	18
4616	523	179	34.23	54	105	5
4619	1,104	655	59.33	392	178	12
4620	0	0	0.00	0	0	0
4627	626	326	52.08	114	165	8
4629	815	462	56.69	243	141	15
4630	447	239	53.47	84	133	5
4631	394	149	37.82	67	58	6
4635	820	437	53.29	251	132	14
4637	0	0	0.00	0	0	0
4638	601	353	58.74	199	106	11
4639	3	0	0.00	0	0	0
4640	147	80	54.42	10	61	0
4641	722	251	34.76	132	80	11
4648	1,410	815	57.80	379	333	23
4649	1,515	473	31.22	159	241	13
4650	1,567	725	46.27	286	326	19
Election Wide	597,506	339,890	56.88	189,058	106,537	9,511
County wide	597,506	339,890	56.88	189,058	106,537	9,511
Cong. Dist 3	188,779	104,314	55.26	56,289	34,294	3,264

DALLAS COUNTY GENERAL ELECTION
NOVEMBER 5, 1996

MEMBER, STATE BOARD OF EDUCATION, DISTRICT 12

	reg	blts	%	D E M O C R A T I C P A R T Y	R E P U B L I C A N P A R T Y	L I B E R A L P A R T Y	U N K N O W N
Cong. Dist 4	6,152	3,089	50.21	1,742	974	102	
Cong. Dist 5	112,076	63,347	56.52	31,830	22,753	1,918	
Cong. Dist 24	23,918	12,735	53.24	5,524	5,188	334	
Cong. Dist 26	195,324	119,681	61.27	75,198	29,974	2,775	
Cong. Dist 30	71,257	36,724	51.54	18,475	13,354	1,118	
State Br Ed Dist 12	597,506	339,890	56.88	189,058	106,537	9,511	
State Sen. Dist 2	19,516	9,159	46.93	3,454	4,352	363	
State Sen. Dist 8	172,839	106,778	61.78	66,444	27,322	2,601	
State Sen. Dist 9	104,543	54,950	52.56	29,570	18,180	1,567	
State Sen. Dist 16	286,469	160,660	56.08	85,903	53,460	4,809	
State Sen. Dist 23	14,139	8,343	59.01	3,687	3,223	171	
State Rep Dist 99	77,458	42,671	55.09	25,488	11,779	1,173	
State Rep Dist 100	8,550	4,893	57.23	2,222	1,935	167	
State Rep Dist 101	56,820	30,060	52.90	15,313	10,758	850	
State Rep Dist 102	66,782	39,157	58.63	22,314	11,892	957	
State Rep Dist 103	13,253	6,130	46.25	3,027	2,351	159	
State Rep Dist 105	21,246	9,199	43.30	3,728	4,140	382	
State Rep Dist 106	18,186	9,154	50.34	4,334	3,550	287	
State Rep Dist 107	18,710	10,691	57.14	4,788	4,358	335	
State Rep Dist 108	85,235	54,835	64.33	34,765	13,511	1,197	
State Rep Dist 109	16,085	9,225	57.35	4,231	3,435	207	
State Rep Dist 111	13,223	7,327	55.41	3,230	3,216	191	
State Rep Dist 112	65,030	38,362	58.99	21,332	11,854	1,289	
State Rep Dist 113	67,180	36,304	54.04	19,932	11,661	1,160	
State Rep Dist 114	69,748	41,882	60.05	24,354	12,097	1,157	
County Comm Dist 1	262,970	160,015	60.85	97,358	42,696	4,060	
County Comm Dist 2	232,420	128,011	55.08	67,373	43,665	3,844	
County Comm Dist 3	12,978	5,665	43.65	2,312	2,487	250	
County Comm Dist 4	89,138	46,199	51.83	22,015	17,689	1,357	
JP/Con Pct 1 Pl 1	122,168	76,929	62.97	46,277	21,127	1,784	
JP/Con Pct 2 Pl 1	120,752	64,720	53.60	35,890	20,230	1,883	
JP/Con Pct 3 Pl 1	140,477	85,844	61.11	50,750	24,113	2,337	
Con Pct 4	107,726	57,364	53.25	30,637	19,241	1,859	
JP/Con Pct 5 Pl 1	98,343	50,941	51.80	24,147	19,679	1,507	
Con Pct 7	436	139	31.88	31	99	0	

** COMBINED OFFICIAL CANVASS **

DALLAS COUNTY GENERAL ELECTION
NOVEMBER 5, 1996

MEMBER, STATE BOARD OF EDUCATION, DISTRICT 12

	D E M O C R A T I C P A R T Y					
	R E P U B L I C A N P A R T Y		%	L I B E R A L P A R T Y		
reg	blt	s		R	Y	U
JP/Con Pct 8 Pl 1	7,604	3,953	51.99	1,326	2,048	141

DALLAS COUNTY GENERAL ELECTION
NOVEMBER 5, 1996

STATE SENATOR, DISTRICT 2

r e g	b l t s	%	P R E S E N T S		
			R E P U B L I C A N	D E M O C R A T I C	C A N D I D A T E
1120	870	338	38.85	97	219
1153	1,965	999	50.84	291	618
1189	1,206	766	63.52	451	267
1190	1,087	380	34.96	173	178
1191	2,322	1,282	55.21	448	749
1213	1,005	401	39.90	95	278
1248	3	1	33.33	1	0
1253	85	47	55.29	19	25
1335	730	99	13.56	46	47
1346	270	155	57.41	59	89
1351	28	23	82.14	20	0
1353	188	95	50.53	24	61
1354	194	90	46.39	21	64
1355	557	248	44.52	52	173
1361	1,133	550	48.54	153	365
1369	1,483	753	50.78	329	368
2248	1,692	666	39.36	305	311
2292	181	60	33.15	18	41
2295	1,327	558	42.05	195	323
2300	470	290	61.70	113	163
2323	1,374	601	43.74	275	294
2328	1,042	470	45.11	96	352
2340	105	52	49.52	5	45
2347	0	212	0.00	38	162
2349	583	241	41.34	99	118
2351	2,034	865	42.53	407	383
2360	743	124	16.69	24	90
2361	128	24	18.75	6	15
2391	30	14	46.67	6	7
2393	1,792	881	49.16	393	439
3301	1,150	380	33.04	59	288
3302	545	293	53.76	67	201
3303	508	207	40.75	20	175
3304	1,071	416	38.84	47	349
3306	1,116	601	53.85	221	348
3307	1,464	346	23.63	66	256
3308	3	5	166.67	3	2
3311	709	275	38.79	57	196
3312	2,882	998	34.63	274	647
3313	287	124	43.21	42	68

DALLAS COUNTY GENERAL ELECTION
NOVEMBER 5, 1996

STATE SENATOR, DISTRICT 2

r e g	b l t s	%	R E P U B L I C A N S		
			R E P U B L I C A N S	D E M O C R A T I C S	C A T H O L I C S
3330	1,971	1,056	53.58	363	612
3331	2,350	1,151	48.98	379	691
3339	123	66	53.66	8	53
3340	2,007	863	43.00	164	629
3343	2,861	1,326	46.35	233	979
3344	1,825	768	42.08	170	539
3345	870	352	40.46	38	289
3346	2,080	773	37.16	285	442
3352	868	483	55.65	175	260
3354	1,179	547	46.40	188	314
3355	1,887	853	45.20	324	463
3358	822	334	40.63	129	177
3359	891	384	43.10	169	187
3361	277	138	49.82	17	112
3370	1,453	657	45.22	199	391
3373	3,152	1,626	51.59	542	973
3386	884	434	49.10	220	169
3391	610	396	64.92	152	224
3396	1,497	820	54.78	324	424
3398	235	95	40.43	34	53
3399	1,515	729	48.12	252	429
3400	472	128	27.12	10	112
3401	548	280	51.09	79	179
3402	528	212	40.15	35	165
3403	17	16	94.12	5	10
3405	1,206	459	38.06	73	357
3408	170	76	44.71	30	42
3409	3	2	66.67	1	1
3410	1,132	666	58.83	177	449
3411	110	71	64.55	18	51
3412	2,347	1,512	64.42	607	811
3413	423	254	60.05	81	166
3414	618	348	56.31	63	264
3415	139	78	56.12	22	53
3416	497	190	38.23	32	150
3417	3	3	100.00	1	2
3418	189	92	48.68	19	69
3419	317	208	65.62	115	81
3420	197	38	19.29	14	22
3425	1,044	562	53.83	166	357

DALLAS COUNTY GENERAL ELECTION
NOVEMBER 5, 1996

STATE SENATOR, DISTRICT 2

	REGISTRATION		%	PARTISAN	
	REG	BLTS		REP	DEM
3426	0	0	0.00	0	0
3439	109	57	52.29	12	41
3441	164	75	45.73	6	65
3443	1,557	826	53.05	359	390
3449	245	90	36.73	10	74
3450	29	26	89.66	14	10
3451	418	258	61.72	147	99
3452	308	106	34.42	29	72
3453	1,489	814	54.67	180	581
3454	172	63	36.63	4	58
3455	412	154	37.38	7	138
3456	98	36	36.73	12	18
3457	222	93	41.89	40	47
3458	341	148	43.40	42	92
3460	235	65	27.66	6	59
3461	183	13	7.10	2	8
3462	22	1	4.55	0	1
3463	803	234	29.14	50	174
3465	247	98	39.68	27	61
3466	703	282	40.11	166	95
3467	232	98	42.24	13	78
3469	6	0	0.00	0	0
3491	236	70	29.66	21	39
3494	0	1	0.00	0	1
3498	248	139	56.05	39	97
3500	224	26	11.61	9	14
3502	97	4	4.12	0	4
3505	182	84	46.15	14	68
3510	57	23	40.35	8	14
3511	137	70	51.09	16	46
3514	390	179	45.90	61	103
3515	290	169	58.28	44	117
3516	659	228	34.60	35	173
3517	48	12	25.00	3	9
3518	224	44	19.64	9	33
3520	269	168	62.45	32	128
3521	541	191	35.30	61	114
3522	314	127	40.45	35	84
3523	945	370	39.15	48	303
3524	236	31	13.14	9	20

DALLAS COUNTY GENERAL ELECTION
NOVEMBER 5, 1996

STATE SENATOR, DISTRICT 2

	r e g i s t e r e d v o t e r s		%	P A R T Y	
				R E P U B L I C A N	D E M O C R A T
3525	3	1	33.33	0	0
3526	853	351	41.15	54	275
3527	350	154	44.00	25	116
3528	147	52	35.37	17	32
3531	254	138	54.33	64	57
3536	0	0	0.00	0	0
3539	317	67	21.14	19	44
3543	545	255	46.79	121	107
3546	442	168	38.01	52	96
3548	1	0	0.00	0	0
3549	40	22	55.00	6	14
3550	10	10	100.00	4	5
3553	59	25	42.37	2	22
3556	148	62	41.89	15	44
3557	298	111	37.25	51	50
3558	1,563	731	46.77	339	344
3559	945	299	31.64	139	135
3560	170	73	42.94	27	40
3562	585	184	31.45	65	99
3566	155	75	48.39	33	32
3568	212	80	37.74	21	50
3569	476	247	51.89	77	157
3571	1,563	613	39.22	255	320
3573	497	225	45.27	76	131
4496	1,262	450	35.66	165	232
4546	397	147	37.03	42	97
Election Wide	98,063	43,989	44.86	14,267	26,552
County wide	98,063	43,989	44.86	14,267	26,552
Cong. Dist 5	59,381	26,753	45.05	9,254	15,664
Cong. Dist 24	1,659	597	35.99	207	329
Cong. Dist 26	28	23	82.14	20	0
Cong. Dist 30	36,995	16,616	44.91	4,786	10,559
State Br Ed Dist 12	19,516	9,159	46.93	3,865	4,596
State Br Ed Dist 13	78,547	34,830	44.34	10,402	21,956
State Sen. Dist 2	98,063	43,989	44.86	14,267	26,552
State Rep Dist 100	11,185	4,947	44.23	1,655	2,911
State Rep Dist 103	8,049	3,658	45.45	931	2,510
State Rep Dist 104	183	13	7.10	2	8

DALLAS COUNTY GENERAL ELECTION
NOVEMBER 5, 1996

STATE SENATOR, DISTRICT 2

	r e g s		b l t s		R E P R E S E N T E S		D E M C R A T I C A N S	
	%		%		%		%	
State Rep Dist 105	40,023	18,261	45.63	6,579	10,381			
State Rep Dist 107	28,334	12,849	45.35	4,270	7,656			
State Rep Dist 109	10,289	4,261	41.41	830	3,086			
County Comm Dist 1	13,126	6,227	47.44	2,279	3,501			
County Comm Dist 2	11,501	5,058	43.98	1,980	2,743			
County Comm Dist 3	71,777	32,107	44.73	9,801	19,979			
County Comm Dist 4	1,659	597	35.99	207	329			
JP/Con Pct 1 Pl 1	21,455	10,950	51.04	3,983	6,171			
JP/Con Pct 5 Pl 1	17,669	7,157	40.51	3,013	3,617			
JP/Con Pct 6 Pl 1	11,607	4,058	34.96	824	2,944			
JP/Con Pct 8 Pl 1	47,332	21,824	46.11	6,447	13,820			

** COMBINED OFFICIAL CANVASS **

DALLAS COUNTY GENERAL ELECTION
NOVEMBER 5, 1996

STATE SENATOR, DISTRICT 8

	REGISTRATION		PARTISAN		
	REG	UNREG	%	REP	DEM
1103	2,623	1,788	68.17	1,443	89
1104	2,524	1,693	67.08	1,338	98
1105	2,244	1,408	62.75	980	172
1107	2,773	2,068	74.58	1,671	111
1110	2,265	1,611	71.13	1,249	101
1111	2,225	1,523	68.45	1,105	120
1115	635	410	64.57	281	37
1116	2,946	1,245	42.26	867	129
1117	1,215	752	61.89	573	49
1118	1,256	801	63.77	551	88
1119	2,459	1,471	59.82	922	153
1121	682	397	58.21	242	43
1122	2,456	1,606	65.39	1,279	90
1125	306	97	31.70	49	10
1126	1,674	999	59.68	550	129
1127	1,390	969	69.71	647	102
1128	1,013	746	73.64	528	64
1129	2,454	1,748	71.23	1,380	117
1130	2,489	1,867	75.01	1,470	113
1131	1,999	1,539	76.99	1,254	76
1132	1,524	959	62.93	654	71
1133	1,458	1,095	75.10	919	39
1137	1,717	1,144	66.63	739	113
1138	2,372	1,690	71.25	1,185	147
1140	1,936	1,405	72.57	1,030	109
1141	1,211	744	61.44	429	71
1142	1,801	1,227	68.13	832	126
1143	1,489	1,052	70.65	802	77
1144	1,196	863	72.16	677	48
1145	521	381	73.13	340	17
1147	1,842	1,214	65.91	894	87
1149	2,745	1,605	58.47	998	192
1150	2,706	1,533	56.65	867	202
1157	2,046	1,494	73.02	1,127	96
1158	174	71	40.80	38	15
1159	1,226	751	61.26	460	91
1160	653	450	68.91	375	27
1161	2,241	1,459	65.10	1,162	71

DALLAS COUNTY GENERAL ELECTION
NOVEMBER 5, 1996

STATE SENATOR, DISTRICT 8

	r e g	b l t s	%	R E P U B L I C A N S	
				I R O	L I B E R A L S
1162	1,586	1,270	80.08	1,144	25
1163	3,091	2,312	74.80	1,993	76
1164	2,580	1,909	73.99	1,667	59
1165	1,309	1,018	77.77	873	47
1166	1,213	872	71.89	631	65
1170	1,013	704	69.50	536	50
1171	3,004	2,032	67.64	1,719	95
1172	2,703	1,756	64.96	1,437	92
1173	2,453	1,169	47.66	858	97
1174	1,704	891	52.29	653	72
1175	2,767	1,551	56.05	1,150	114
1177	3,095	1,584	51.18	1,002	205
1178	1,751	805	45.97	488	84
1180	2,803	1,441	51.41	941	180
1182	1,399	591	42.24	360	65
1183	1,882	1,201	63.82	922	85
1185	1,948	1,226	62.94	936	92
1186	2,208	1,409	63.81	1,145	66
1187	1,188	883	74.33	741	23
1196	1,850	1,350	72.97	1,124	57
1197	1,108	876	79.06	753	32
1198	1,847	1,337	72.39	1,160	52
1203	1,370	969	70.73	857	34
1204	1,907	1,221	64.03	1,012	59
1206	1,789	1,143	63.89	830	92
1207	1,251	843	67.39	680	36
1209	2,080	1,306	62.79	978	77
1211	2,910	1,331	45.74	912	129
1212	1,241	803	64.71	687	34
1216	626	421	67.25	256	32
1219	1,505	1,146	76.15	887	61
1221	1,821	806	44.26	510	103
1223	2,533	1,622	64.03	1,295	96
1227	2,304	1,640	71.18	1,282	70
1229	886	439	49.55	307	39
1230	1,601	977	61.02	745	67
1232	3,239	1,387	42.82	913	151
1233	718	201	27.99	70	52

DALLAS COUNTY GENERAL ELECTION
NOVEMBER 5, 1996

STATE SENATOR, DISTRICT 8

	r e g	b l t s	%	R E P U B L I C A N S	
				I R O	L I B E R A L S
1234	2	2	100.00	1	0
1236	1,091	640	58.66	530	27
1243	463	252	54.43	159	25
1244	348	200	57.47	128	18
1245	78	44	56.41	29	4
1246	0	0	0.00	0	0
1247	147	66	44.90	42	7
1249	155	113	72.90	99	3
1250	21	14	66.67	6	1
1251	252	71	28.17	19	9
1255	207	64	30.92	31	6
1256	34	21	61.76	6	2
1257	61	40	65.57	24	5
1258	929	568	61.14	426	30
1259	112	80	71.43	55	0
1260	559	310	55.46	221	31
1261	147	48	32.65	23	5
1262	200	45	22.50	17	10
1264	550	260	47.27	107	30
1265	7	4	57.14	2	0
1266	0	1	0.00	1	0
1267	190	85	44.74	33	9
1269	87	37	42.53	22	5
1270	974	365	37.47	168	72
1276	337	237	70.33	200	9
1277	1,098	490	44.63	246	74
1278	0	0	0.00	0	0
1279	155	95	61.29	33	11
1300	11	5	45.45	3	0
1312	850	633	74.47	545	12
1313	4	1	25.00	1	0
1314	33	14	42.42	6	2
1315	62	37	59.68	27	1
1316	995	652	65.53	462	56
1318	372	271	72.85	192	15
1322	1,684	628	37.29	350	99
1323	155	106	68.39	89	5
1328	585	352	60.17	197	36

DALLAS COUNTY GENERAL ELECTION
NOVEMBER 5, 1996

STATE SENATOR, DISTRICT 8

	REGISTRATION		%	PARTISAN	
	REG	BLISS		REP	LIB
1329	2,626	1,582	60.24	1,175	120
1330	129	93	72.09	68	6
1331	1,670	1,016	60.84	708	90
1333	13	4	30.77	2	1
1334	93	29	31.18	17	6
1336	407	207	50.86	77	24
1337	139	62	44.60	28	1
1338	431	218	50.58	88	25
1339	304	162	53.29	73	16
1340	473	349	73.78	283	17
1341	848	533	62.85	343	76
1342	191	127	66.49	103	10
1343	815	553	67.85	419	30
1344	347	240	69.16	176	19
1345	1,098	631	57.47	397	49
1347	551	400	72.60	334	21
1348	291	94	32.30	30	16
1349	93	53	56.99	22	7
1350	468	279	59.62	198	19
1352	136	78	57.35	37	3
1363	12	8	66.67	7	0
1366	369	149	40.38	106	17
1368	0	0	0.00	0	0
1371	2,392	1,118	46.74	842	84
3512	0	0	0.00	0	0
4402	3,712	2,157	58.11	1,328	238
4403	2,775	1,457	52.50	859	158
4404	1,177	419	35.60	203	43
4417	1,675	1,042	62.21	733	81
4433	938	391	41.68	214	52
4436	547	257	46.98	149	27
4437	1,859	842	45.29	446	113
4438	1,280	587	45.86	284	55
4440	171	77	45.03	42	2
4446	1,795	878	48.91	524	95
4449	885	542	61.24	396	49
4450	536	191	35.63	94	17
4465	1,547	999	64.58	689	79

DALLAS COUNTY GENERAL ELECTION
NOVEMBER 5, 1996

STATE SENATOR, DISTRICT 8

	r e g i s t e r e d v o t e r s		%	L I B E R A L	
	g	s		O	N
4467	1,544	988	63.99	628	96
4473	1,853	1,060	57.20	714	78
4474	2,206	1,244	56.39	746	127
4475	1,765	998	56.54	641	111
4482	434	169	38.94	83	18
4493	1,689	795	47.07	575	66
4497	51	16	31.37	7	0
4521	786	297	37.79	171	39
4525	304	108	35.53	48	11
4528	36	8	22.22	3	1
4529	240	47	19.58	27	7
4533	96	51	53.13	22	3
4534	912	593	65.02	409	46
4536	53	17	32.08	11	0
4538	1,794	1,060	59.09	813	70
4539	385	194	50.39	113	21
4540	208	134	64.42	98	12
4541	0	1	0.00	0	0
4547	1,863	746	40.04	500	87
4549	2,173	1,239	57.02	880	112
4593	335	111	33.13	69	15
4650	1,567	725	46.27	382	89
Election Wide	204,811	123,593	60.34	89,295	9,649
County wide	204,811	123,593	60.34	89,295	9,649
Cong. Dist 3	16,978	10,462	61.62	7,262	1,000
Cong. Dist 5	6,723	3,840	57.12	2,300	458
Cong. Dist 26	136,778	85,903	62.80	64,792	5,921
Cong. Dist 30	44,332	23,388	52.76	14,941	2,270
State Br Ed Dist 12	172,839	106,778	61.78	79,575	7,844
State Br Ed Dist 13	31,972	16,815	52.59	9,720	1,805
State Sen. Dist 8	204,811	123,593	60.34	89,295	9,649
State Rep Dist 99	28,377	15,062	53.08	11,033	1,218
State Rep Dist 102	37,627	23,245	61.78	17,452	1,611
State Rep Dist 103	16,670	8,842	53.04	5,122	892
State Rep Dist 106	12,389	6,699	54.07	4,059	698
State Rep Dist 107	9,901	5,857	59.16	3,762	606

DALLAS COUNTY GENERAL ELECTION
NOVEMBER 5, 1996

STATE SENATOR, DISTRICT 8

	REGISTRATION		PARTISAN		
	REG	BLG	%	REP	DEM
State Rep Dist 108	34,315	22,223	64.76	17,867	1,259
State Rep Dist 112	9,507	6,611	69.54	5,006	504
State Rep Dist 114	56,025	35,054	62.57	24,994	2,861
County Comm Dist 1	165,620	103,153	62.28	76,394	7,631
County Comm Dist 4	39,191	20,440	52.15	12,901	2,018
JP/Con Pct 1 Pl 1	50,082	32,151	64.20	24,748	2,102
JP/Con Pct 2 Pl 1	49,661	26,957	54.28	17,717	2,503
JP/Con Pct 3 Pl 1	103,714	63,916	61.63	46,605	4,987
JP/Con Pct 6 Pl 1	1,354	569	42.02	225	57

** COMBINED OFFICIAL CANVASS **

DALLAS COUNTY GENERAL ELECTION
NOVEMBER 5, 1996

STATE SENATOR, DISTRICT 9

	b l t s		R E P N E L S O N	
r e g			%	
1101	2,865	1,876	65.48	1,378
1102	2,939	1,792	60.97	1,305
1112	1,283	690	53.78	440
1113	905	398	43.98	213
1114	2,212	1,211	54.75	757
1124	1,508	965	63.99	661
1168	855	591	69.12	421
1169	294	7	2.38	4
1181	1,548	98	6.33	69
1184	1,874	964	51.44	636
1192	11	2	18.18	0
1193	0	0	0.00	0
1194	1,260	572	45.40	350
1200	3,479	1,945	55.91	1,211
1210	3,170	1,985	62.62	1,438
1214	2,793	1,536	54.99	1,074
1215	210	90	42.86	56
1217	347	195	56.20	116
1218	859	502	58.44	313
1222	2,588	1,618	62.52	1,176
1224	2,434	1,553	63.80	1,143
1225	2,648	1,434	54.15	997
1226	1,986	980	49.35	690
1228	2,488	1,492	59.97	1,066
1231	2,709	1,350	49.83	932
1235	2,558	1,609	62.90	1,220
1237	2,755	1,329	48.24	966
1238	3,824	2,072	54.18	1,412
1240	49	38	77.55	23
1241	8	36	450.00	2
1242	708	367	51.84	254
1252	573	241	42.06	141
1254	366	211	57.65	123
1268	2,441	1,536	62.93	1,182
1280	1,574	1,084	68.87	782
1324	685	303	44.23	174
1325	222	86	38.74	54
1326	507	292	57.59	193
1327	5	2	40.00	0

** COMBINED OFFICIAL CANVASS **

DALLAS COUNTY GENERAL ELECTION
NOVEMBER 5, 1996

STATE SENATOR, DISTRICT 9

	b l t s		R E P N E L S O N	
r e g			%	.
1332	95	19	20.00	9
1356	440	221	50.23	134
1357	234	88	37.61	48
1358	439	182	41.46	109
1359	395	142	35.95	75
1360	464	234	50.43	133
1367	700	271	38.71	188
1370	1,113	736	66.13	560
4401	2,551	1,359	53.27	743
4406	2,720	1,751	64.38	1,223
4409	1,500	601	40.07	255
4410	1,226	515	42.01	229
4413	2,181	1,277	58.55	786
4414	1,748	955	54.63	547
4415	2,806	1,563	55.70	866
4428	1,146	309	26.96	132
4443	2,204	1,233	55.94	755
4452	1,549	705	45.51	373
4453	2,617	1,414	54.03	892
4455	415	121	29.16	39
4456	1,573	642	40.81	332
4457	240	103	42.92	60
4459	931	357	38.35	163
4461	1,808	1,046	57.85	755
4463	404	250	61.88	97
4464	2,735	1,607	58.76	958
4466	2,349	1,210	51.51	711
4468	546	331	60.62	187
4471	766	500	65.27	249
4472	1,947	923	47.41	543
4476	2,580	1,669	64.69	1,168
4477	114	20	17.54	12
4480	1,728	919	53.18	570
4481	1,557	833	53.50	521
4485	3,014	1,758	58.33	1,155
4487	2,267	1,480	65.28	1,085
4488	993	547	55.09	310
4489	2,336	1,167	49.96	695
4495	1,721	915	53.17	576

** COMBINED OFFICIAL CANVASS **

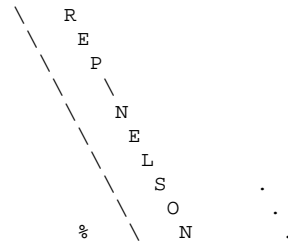
DALLAS COUNTY GENERAL ELECTION
NOVEMBER 5, 1996

STATE SENATOR, DISTRICT 9

	b		%	S
	r	l		
	e	t		O
	g	s		N
4498	0	1	0.00	0
4499	3,485	1,860	53.37	836
4500	0	0	0.00	0
4501	2,210	979	44.30	619
4502	841	317	37.69	118
4505	1,674	974	58.18	711
4507	1,530	837	54.71	516
4514	1,102	702	63.70	436
4515	1,060	395	37.26	226
4516	1,654	1,023	61.85	765
4519	1,610	940	58.39	563
4520	2,345	924	39.40	501
4527	116	73	62.93	44
4542	1,635	1,001	61.22	584
4550	318	107	33.65	44
4551	333	91	27.33	36
4553	217	83	38.25	39
4554	60	37	61.67	17
4555	251	111	44.22	49
4557	287	91	31.71	47
4558	1,974	1,016	51.47	583
4560	411	185	45.01	72
4561	214	151	70.56	99
4562	443	136	30.70	62
4563	1,696	602	35.50	278
4564	443	131	29.57	53
4565	214	77	35.98	43
4566	313	130	41.53	77
4567	573	279	48.69	170
4569	0	0	0.00	0
4570	0	1	0.00	0
4572	494	166	33.60	70
4575	1	1	100.00	1
4583	0	1	0.00	0
4604	5	3	60.00	2
4605	2,060	1,193	57.91	720
4608	0	0	0.00	0
4616	523	179	34.23	70
4620	0	0	0.00	0

DALLAS COUNTY GENERAL ELECTION
NOVEMBER 5, 1996

STATE SENATOR, DISTRICT 9



	r e g	b l t s	%	S O N
4625	1,097	681	62.08	382
4629	815	462	56.69	271
4630	447	239	53.47	106
4631	394	149	37.82	90
4635	820	437	53.29	283
4637	0	0	0.00	0
4638	601	353	58.74	222
4639	3	0	0.00	0
4641	722	251	34.76	163
4648	1,410	815	57.80	467
4649	1,515	473	31.22	226
4652	234	141	60.26	104
Election Wide	153,842	81,823	53.19	51,980
County wide	153,842	81,823	53.19	51,980
Cong. Dist 6	6,513	3,867	59.37	2,515
Cong. Dist 24	47,974	26,305	54.83	16,065
Cong. Dist 26	61,692	34,287	55.58	23,789
Cong. Dist 30	37,663	17,364	46.10	9,611
State Br ED Dist 11	34,133	19,658	57.59	12,886
State Br Ed Dist 12	104,543	54,950	52.56	35,062
State Br Ed Dist 13	15,166	7,215	47.57	4,032
State Sen. Dist 9	153,842	81,823	53.19	51,980
State Rep Dist 99	56,435	31,329	55.51	21,655
State Rep Dist 103	8,365	2,901	34.68	1,500
State Rep Dist 104	1,994	767	38.47	325
State Rep Dist 106	25,202	13,016	51.65	7,917
State Rep Dist 109	6,459	3,478	53.85	2,003
State Rep Dist 110	15,600	8,347	53.51	5,245
State Rep Dist 111	18,856	10,892	57.76	6,504
State Rep Dist 114	20,931	11,093	53.00	6,831
County Comm Dist 1	63,420	34,945	55.10	24,228
County Comm Dist 4	90,422	46,878	51.84	27,752
JP/Con Pct 2 Pl 1	93,237	48,648	52.18	31,545
JP/Con Pct 3 Pl 1	2,488	1,492	59.97	1,066
JP/Con Pct 5 Pl 1	49,637	27,551	55.50	17,157
JP/Con Pct 6 Pl 1	1,720	681	39.59	299
Con Pct 7	5,803	3,061	52.75	1,751

** COMBINED OFFICIAL CANVASS **

DALLAS COUNTY GENERAL ELECTION
NOVEMBER 5, 1996

STATE SENATOR, DISTRICT 9

			R	
			E	
			P	
			N	
			E	
	b		L	
r	l		S	.
e	t		O	.
g	s	%	N	.

JP/Con Pct 8 Pl 1

957	390	40.75	162
-----	-----	-------	-----

DALLAS COUNTY GENERAL ELECTION
NOVEMBER 5, 1996

STATE REPRESENTATIVE, DISTRICT 99

R
 E
 P
 M
 A
 R
 C
 H
 A
 N
 T
 .
 .
 .

	r e g	b l t s	%	N T
1101	2,865	1,876	65.48	1,443
1102	2,939	1,792	60.97	1,346
1112	1,283	690	53.78	471
1113	905	398	43.98	209
1114	2,212	1,211	54.75	818
1116	2,946	1,245	42.26	803
1122	2,456	1,606	65.39	1,223
1124	1,508	965	63.99	656
1132	1,524	959	62.93	603
1145	521	381	73.13	315
1160	653	450	68.91	334
1168	855	591	69.12	430
1173	2,453	1,169	47.66	816
1181	1,548	98	6.33	65
1184	1,874	964	51.44	671
1194	1,260	572	45.40	354
1200	3,479	1,945	55.91	1,288
1206	1,789	1,143	63.89	824
1210	3,170	1,985	62.62	1,526
1211	2,910	1,331	45.74	872
1212	1,241	803	64.71	651
1214	2,793	1,536	54.99	1,135
1215	210	90	42.86	60
1217	347	195	56.20	128
1218	859	502	58.44	319
1219	1,505	1,146	76.15	763
1221	1,821	806	44.26	492
1222	2,588	1,618	62.52	1,226
1225	2,648	1,434	54.15	1,008
1226	1,986	980	49.35	704
1228	2,488	1,492	59.97	1,103
1231	2,709	1,350	49.83	958
1232	3,239	1,387	42.82	879
1235	2,558	1,609	62.90	1,255
1238	3,824	2,072	54.18	1,443
1242	708	367	51.84	250
1249	155	113	72.90	91

** COMBINED OFFICIAL CANVASS **

DALLAS COUNTY GENERAL ELECTION
NOVEMBER 5, 1996

STATE REPRESENTATIVE, DISTRICT 99

R
E
P
M
A
R
C
H
A
N
T

r
e
g
i
s
t
r
a
t
i
o
n
s

b
l
o
c
k
s

%

T
o
t
a
l

1252	573	241	42.06	138
1254	366	211	57.65	123
1259	112	80	71.43	48
1268	2,441	1,536	62.93	1,217
1276	337	237	70.33	181
1280	1,574	1,084	68.87	804
1300	11	5	45.45	3
1322	1,684	628	37.29	339
1323	155	106	68.39	78
1324	685	303	44.23	177
1332	95	19	20.00	10
1340	473	349	73.78	243
1356	440	221	50.23	141
1357	234	88	37.61	53
1358	439	182	41.46	117
1359	395	142	35.95	74
1360	464	234	50.43	141
1370	1,113	736	66.13	580
1371	2,392	1,118	46.74	765
Election Wide	84,812	46,391	54.70	32,764
County wide	84,812	46,391	54.70	32,764
Cong. Dist 26	84,812	46,391	54.70	32,764
State Br Ed Dist 12	77,458	42,671	55.09	30,454
State Br Ed Dist 13	7,354	3,720	50.58	2,310
State Sen. Dist 8	28,377	15,062	53.08	10,323
State Sen. Dist 9	56,435	31,329	55.51	22,441
State Rep Dist 99	84,812	46,391	54.70	32,764
County Comm Dist 1	84,812	46,391	54.70	32,764
JP/Con Pct 2 Pl 1	58,358	32,704	56.04	23,479
JP/Con Pct 3 Pl 1	26,454	13,687	51.74	9,285

DALLAS COUNTY GENERAL ELECTION
NOVEMBER 5, 1996

STATE REPRESENTATIVE, DISTRICT 100

r e g	b l t s	%	R E P U B L I C A N D E M O C R A T I C P A R T Y			
			A D O	D G E	D E R	
2229	966	672	69.57	365	224	20
2230	1,340	655	48.88	277	295	31
2231	775	507	65.42	262	187	9
2232	2,188	1,195	54.62	551	526	41
2246	1,832	942	51.42	482	374	24
2252	175	132	75.43	77	38	4
2263	1,651	958	58.03	434	413	25
2278	1,397	740	52.97	366	291	22
2292	181	60	33.15	20	38	1
2295	1,327	558	42.05	209	299	6
2296	707	469	66.34	266	140	13
2347	0	212	0.00	33	167	6
2348	1,083	474	43.77	169	241	22
2359	921	458	49.73	169	224	15
2360	743	124	16.69	28	84	4
2361	128	24	18.75	7	12	0
2362	614	396	64.50	185	159	10
2363	318	172	54.09	73	84	8
2369	0	0	0.00	0	0	0
3309	864	334	38.66	12	295	5
3310	1,516	155	10.22	55	75	8
3313	287	124	43.21	44	62	6
3315	2,267	994	43.85	29	922	4
3316	217	83	38.25	6	70	2
3318	2,260	1,027	45.44	10	961	10
3319	2,498	911	36.47	14	865	1
3321	1,031	436	42.29	5	397	3
3322	1,507	702	46.58	10	668	2
3326	942	292	31.00	4	266	3
3348	1,475	602	40.81	12	573	4
3366	492	110	22.36	2	97	0
3379	463	206	44.49	8	190	0
3386	884	434	49.10	208	161	19
3388	256	87	33.98	34	34	0
3391	610	396	64.92	139	217	5
3400	472	128	27.12	14	107	3
3401	548	280	51.09	70	181	6
3402	528	212	40.15	38	161	0

DALLAS COUNTY GENERAL ELECTION
NOVEMBER 5, 1996

STATE REPRESENTATIVE, DISTRICT 100

r e g	b l t s	%	R E P U B L I C A N D E M O C R A T I C P A R T Y			
			D O	D G E	D E R	
3403	17	16	94.12	5	10	0
3404	756	509	67.33	244	200	14
3405	1,206	459	38.06	77	344	7
3406	2,038	1,287	63.15	626	536	24
3407	802	578	72.07	283	224	13
3422	43	10	23.26	0	10	0
3427	146	41	28.08	1	37	0
3428	968	276	28.51	5	258	1
3429	778	267	34.32	7	243	2
3434	1,712	766	44.74	200	490	25
3436	81	29	35.80	13	9	5
3437	714	427	59.80	14	398	2
3443	1,557	826	53.05	334	383	27
3444	1,928	998	51.76	62	875	4
3445	1,515	844	55.71	47	758	9
3447	520	265	50.96	107	124	5
3455	412	154	37.38	10	132	0
3456	98	36	36.73	10	18	1
3457	222	93	41.89	31	47	5
3459	288	111	38.54	4	97	2
3462	22	1	4.55	0	1	0
3464	729	199	27.30	6	182	0
3466	703	282	40.11	154	95	9
3467	232	98	42.24	10	81	1
3495	741	292	39.41	3	272	0
3496	13	0	0.00	0	0	0
3502	97	4	4.12	1	3	0
3525	3	1	33.33	1	0	0
3528	147	52	35.37	16	33	1
3531	254	138	54.33	68	49	3
3534	449	189	42.09	3	175	1
3542	954	353	37.00	8	334	1
3544	837	511	61.05	234	220	12
3550	10	10	100.00	5	4	0
3551	127	54	42.52	8	39	1
3552	0	0	0.00	0	0	0
3564	185	65	35.14	17	41	4
3567	304	155	50.99	10	125	4

DALLAS COUNTY GENERAL ELECTION
NOVEMBER 5, 1996

STATE REPRESENTATIVE, DISTRICT 100

	REGISTRATION		%	PARTY		
	REG	RES		DEM	REP	OTH
3572	886	244	27.54	11	220	1
3573	497	225	45.27	70	131	6
Election Wide	58,454	27,126	46.41	7,392	17,296	532
County wide	58,454	27,126	46.41	7,392	17,296	532
Cong. Dist 5	24,047	12,953	53.87	5,634	5,910	346
Cong. Dist 30	34,407	14,173	41.19	1,758	11,386	186
State Br Ed Dist 12	8,550	4,893	57.23	2,277	2,005	157
State Br Ed Dist 13	49,904	22,233	44.55	5,115	15,291	375
State Sen. Dist 2	11,185	4,947	44.23	1,602	2,820	116
State Sen. Dist 16	18,400	10,655	57.91	5,063	4,376	307
State Sen. Dist 23	28,869	11,524	39.92	727	10,100	109
State Rep Dist 100	58,454	27,126	46.41	7,392	17,296	532
County Comm Dist 2	16,346	8,748	53.52	3,973	3,796	261
County Comm Dist 3	42,108	18,378	43.64	3,419	13,500	271
JP/Con Pct 1 Pl 1	24,907	13,552	54.41	5,952	6,080	376
JP/Con Pct 6 Pl 1	9,147	3,544	38.74	403	2,859	56
JP/Con Pct 8 Pl 1	24,400	10,030	41.11	1,037	8,357	100

** COMBINED OFFICIAL CANVASS **

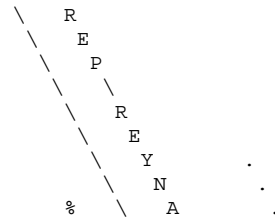
DALLAS COUNTY GENERAL ELECTION
NOVEMBER 5, 1996

STATE REPRESENTATIVE, DISTRICT 101

	b		%	R E P R E S E N T A T I V E
	r e g s	l t s		
2220	3,011	1,575	52.31	986
2221	2,366	1,230	51.99	817
2226	1,468	687	46.80	332
2233	1,100	651	59.18	411
2234	2,938	1,569	53.40	1,020
2235	2,929	1,435	48.99	954
2247	1,365	839	61.47	602
2249	976	614	62.91	474
2250	2,462	1,343	54.55	891
2255	2,399	1,251	52.15	867
2258	1,487	768	51.65	492
2259	2,536	1,482	58.44	1,026
2269	2,926	1,433	48.97	895
2272	2,166	1,058	48.85	607
2281	1,170	530	45.30	342
2282	1,891	904	47.81	569
2284	2,692	1,546	57.43	1,099
2288	2,273	1,274	56.05	910
2289	344	168	48.84	105
2293	414	165	39.86	96
2294	1,736	848	48.85	566
2302	2,197	1,148	52.25	777
2303	2,739	1,210	44.18	734
2312	23	10	43.48	8
2314	2,298	1,064	46.30	639
2316	2,169	1,176	54.22	822
2318	2,081	1,247	59.92	866
2322	1,581	832	52.62	557
2325	2,514	1,179	46.90	762
2326	1,409	832	59.05	607
2329	2,128	1,245	58.51	869
2353	330	219	66.36	163
2355	570	384	67.37	298
2356	129	49	37.98	38
2357	696	374	53.74	247
2364	0	0	0.00	0
2388	3,759	2,315	61.59	1,644
2390	0	1	0.00	0
2394	1,055	450	42.65	286
3360	2,750	1,256	45.67	775

DALLAS COUNTY GENERAL ELECTION
NOVEMBER 5, 1996

STATE REPRESENTATIVE, DISTRICT 101



	reg	blts	%	
Election Wide	69,077	36,361	52.64	24,153
County wide	69,077	36,361	52.64	24,153
Cong. Dist 3	41,838	22,343	53.40	15,082
Cong. Dist 4	570	384	67.37	298
Cong. Dist 5	26,669	13,634	51.12	8,773
State Br Ed Dist 12	56,820	30,060	52.90	20,231
State Br Ed Dist 13	12,257	6,301	51.41	3,922
State Sen. Dist 16	69,077	36,361	52.64	24,153
State Rep Dist 101	69,077	36,361	52.64	24,153
County Comm Dist 2	66,327	35,105	52.93	23,378
County Comm Dist 3	2,750	1,256	45.67	775
JP/Con Pct 1 Pl 1	7,032	3,460	49.20	1,989
Con Pct 4	10,664	5,780	54.20	3,819
JP/Con Pct 5 Pl 1	51,381	27,121	52.78	18,345

** COMBINED OFFICIAL CANVASS **

DALLAS COUNTY GENERAL ELECTION
NOVEMBER 5, 1996

STATE REPRESENTATIVE, DISTRICT 102

	r e g	b l t s	%	R E P U B L I C A N P A R T Y
1103	2,623	1,788	68.17	1,333
1104	2,524	1,693	67.08	1,193
1117	1,215	752	61.89	527
1118	1,256	801	63.77	512
1119	2,459	1,471	59.82	876
1121	682	397	58.21	203
1134	1,466	1,075	73.33	735
1135	1,073	822	76.61	525
1146	1,438	1,074	74.69	768
1147	1,842	1,214	65.91	824
1151	705	529	75.04	363
1161	2,241	1,459	65.10	1,084
1176	2,291	1,689	73.72	1,289
1183	1,882	1,201	63.82	861
1185	1,948	1,226	62.94	863
1186	2,208	1,409	63.81	1,039
1199	2,373	1,378	58.07	911
1202	2,591	1,593	61.48	1,167
1204	1,907	1,221	64.03	919
1207	1,251	843	67.39	636
1208	2,004	1,369	68.31	1,047
1209	2,080	1,306	62.79	893
1223	2,533	1,622	64.03	1,219
1227	2,304	1,640	71.18	1,122
1230	1,601	977	61.02	692
1233	718	201	27.99	66
1236	1,091	640	58.66	497
1260	559	310	55.46	206
1261	147	48	32.65	26
1262	200	45	22.50	21
1265	7	4	57.14	2
1267	190	85	44.74	33
1269	87	37	42.53	14
1270	974	365	37.47	132
1272	385	169	43.90	83
1274	1,262	685	54.28	448
1277	1,098	490	44.63	242
1298	1,431	581	40.60	288

** COMBINED OFFICIAL CANVASS **

DALLAS COUNTY GENERAL ELECTION
NOVEMBER 5, 1996

STATE REPRESENTATIVE, DISTRICT 102

	r e g	b l t s	%	R E P U B L I C A N P A R T Y
1301	234	114	48.72	60
1302	1,506	263	17.46	180
1303	1,389	693	49.89	452
1304	184	507	275.54	298
1305	807	342	42.38	187
1306	644	403	62.58	303
1307	21	17	80.95	8
1308	844	632	74.88	474
1311	145	13	8.97	5
2239	2,254	841	37.31	434
2240	847	479	56.55	265
2241	1,127	686	60.87	486
2245	1,489	677	45.47	428
2308	2,627	936	35.63	482
2310	1,334	403	30.21	165
2330	218	87	39.91	33
2331	32	6	18.75	4
2332	5	2	40.00	2
2333	169	56	33.14	25
2334	860	380	44.19	195
2365	75	54	72.00	33
2383	157	73	46.50	53
2389	80	51	63.75	34
2392	30	7	23.33	4
Election Wide	71,724	41,931	58.46	28,269
County wide	71,724	41,931	58.46	28,269
Cong. Dist 3	30,786	15,583	50.62	9,548
Cong. Dist 5	2,944	1,116	37.91	604
Cong. Dist 26	37,994	25,232	66.41	18,117
State Br Ed Dist 12	66,782	39,157	58.63	26,532
State Br Ed Dist 13	4,942	2,774	56.13	1,737
State Sen. Dist 8	37,627	23,245	61.78	16,035
State Sen. Dist 16	34,097	18,686	54.80	12,234
State Rep Dist 102	71,724	41,931	58.46	28,269
County Comm Dist 1	60,420	37,193	61.56	25,626
County Comm Dist 2	11,304	4,738	41.91	2,643

DALLAS COUNTY GENERAL ELECTION
NOVEMBER 5, 1996

STATE REPRESENTATIVE, DISTRICT 102

			R		
			E		
			P		
			G		
			O		
			O		
			L		
			S		
			B		
			Y		
		%			

JP/Con Pct 1 Pl 1	8,863	5,319	60.01	3,436
JP/Con Pct 3 Pl 1	60,183	35,620	59.19	24,335
Con Pct 4	2,678	992	37.04	498

** COMBINED OFFICIAL CANVASS **

DALLAS COUNTY GENERAL ELECTION
NOVEMBER 5, 1996

STATE REPRESENTATIVE, DISTRICT 103

	r e g	b l t s	%	D E M O C R A T I C S
1125	306	97	31.70	46
1126	1,674	999	59.68	489
1139	1,217	422	34.68	328
1141	1,211	744	61.44	332
1152	569	165	29.00	139
1159	1,226	751	61.26	378
1170	1,013	704	69.50	266
1248	3	1	33.33	0
1250	21	14	66.67	10
1251	252	71	28.17	49
1253	85	47	55.29	24
1255	207	64	30.92	40
1256	34	21	61.76	16
1257	61	40	65.57	15
1264	550	260	47.27	150
1273	8	2	25.00	2
1278	0	0	0.00	0
1279	155	95	61.29	47
1299	600	296	49.33	196
1327	5	2	40.00	1
1328	585	352	60.17	163
1334	93	29	31.18	9
1336	407	207	50.86	128
1337	139	62	44.60	43
1338	431	218	50.58	127
1339	304	162	53.29	90
1341	848	533	62.85	243
1343	815	553	67.85	166
1344	347	240	69.16	96
1347	551	400	72.60	112
1349	93	53	56.99	33
1351	28	23	82.14	1
1352	136	78	57.35	43
1367	700	271	38.71	99
3302	545	293	53.76	190
3303	508	207	40.75	165
3304	1,071	416	38.84	332
3311	709	275	38.79	192
3339	123	66	53.66	52

** COMBINED OFFICIAL CANVASS **

DALLAS COUNTY GENERAL ELECTION
NOVEMBER 5, 1996

STATE REPRESENTATIVE, DISTRICT 103

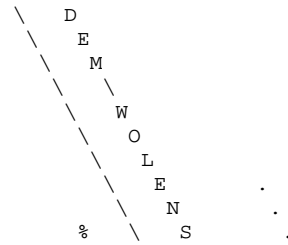
D
 E
 M
 W
 O
 L
 E
 N
 S

r e g b l t s % . . .

3349	510	180	35.29	162
3395	44	6	13.64	6
3419	317	208	65.62	76
3420	197	38	19.29	24
3438	1,605	458	28.54	371
3440	33	4	12.12	3
3441	164	75	45.73	59
3442	42	12	28.57	10
3449	245	90	36.73	74
3450	29	26	89.66	8
3451	418	258	61.72	95
3452	308	106	34.42	71
3453	1,489	814	54.67	565
3460	235	65	27.66	60
3463	803	234	29.14	174
3469	6	0	0.00	0
3512	0	0	0.00	0
3513	2	0	0.00	0
3515	290	169	58.28	111
3519	1	0	0.00	0
3569	476	247	51.89	153
4404	1,177	419	35.60	213
4416	1,105	397	35.93	343
4418	1,336	933	69.84	622
4419	533	278	52.16	202
4420	644	433	67.24	271
4428	1,146	309	26.96	220
4430	1,066	596	55.91	411
4434	1,844	877	47.56	651
4436	547	257	46.98	94
4438	1,280	587	45.86	298
4447	395	287	72.66	167
4448	479	297	62.00	212
4450	536	191	35.63	90
4454	1,045	542	51.87	381
4458	758	364	48.02	277
4482	434	169	38.94	85
4497	51	16	31.37	9
4520	2,345	924	39.40	503

DALLAS COUNTY GENERAL ELECTION
NOVEMBER 5, 1996

STATE REPRESENTATIVE, DISTRICT 103



	r e g	b l t s	%	S
4521	786	297	37.79	138
4525	304	108	35.53	55
4533	96	51	53.13	28
4550	318	107	33.65	77
4551	333	91	27.33	64
4562	443	136	30.70	78
4563	1,696	602	35.50	381
4564	443	131	29.57	88
4565	214	77	35.98	42
4580	244	117	47.95	95
4597	275	140	50.91	103
4598	464	222	47.84	157
4599	118	72	61.02	42
4641	722	251	34.76	109
Election Wide	48,021	22,501	46.86	13,340
County wide	48,021	22,501	46.86	13,340
Cong. Dist 5	8,021	3,635	45.32	2,425
Cong. Dist 24	10,306	5,555	53.90	3,934
Cong. Dist 26	12,482	7,146	57.25	3,436
Cong. Dist 30	17,212	6,165	35.82	3,545
State Br Ed Dist 12	13,253	6,130	46.25	2,947
State Br Ed Dist 13	34,768	16,371	47.09	10,393
State Sen. Dist 2	8,049	3,658	45.45	2,426
State Sen. Dist 8	16,670	8,842	53.04	4,101
State Sen. Dist 9	8,365	2,901	34.68	1,662
State Sen. Dist 23	14,937	7,100	47.53	5,151
State Rep Dist 103	48,021	22,501	46.86	13,340
County Comm Dist 1	14,674	7,976	54.35	3,881
County Comm Dist 3	10,170	4,247	41.76	2,953
County Comm Dist 4	23,177	10,278	44.35	6,506
JP/Con Pct 1 Pl 1	2,231	1,553	69.61	550
JP/Con Pct 2 Pl 1	13,926	5,106	36.67	2,718
JP/Con Pct 3 Pl 1	8,454	5,023	59.42	2,431
JP/Con Pct 6 Pl 1	17,027	7,715	45.31	5,622
Con Pct 7	644	433	67.24	271
JP/Con Pct 8 Pl 1	5,739	2,671	46.54	1,748

DALLAS COUNTY GENERAL ELECTION
NOVEMBER 5, 1996

STATE REPRESENTATIVE, DISTRICT 104

r e g	b l t s	%	R E P U B L I C A N S		D E M O C R A T I C A N S	
			L	A	L	A
3317	421	52	12.35	3	47	
3350	477	200	41.93	40	153	
3351	61	23	37.70	1	22	
3353	948	358	37.76	38	302	
3364	527	150	28.46	36	101	
3387	48	8	16.67	3	5	
3423	1	1	100.00	0	1	
3424	632	215	34.02	5	192	
3430	259	78	30.12	14	59	
3431	488	152	31.15	10	131	
3432	10	6	60.00	0	6	
3433	3	2	66.67	0	2	
3446	6	2	33.33	0	2	
3461	183	13	7.10	1	11	
3470	9	5	55.56	4	1	
3471	887	300	33.82	43	247	
3475	106	72	67.92	33	35	
3497	222	59	26.58	1	56	
3537	44	13	29.55	1	10	
3538	32	10	31.25	4	6	
3554	2	0	0.00	0	0	
3555	0	0	0.00	0	0	
3565	344	81	23.55	16	64	
3570	0	0	0.00	0	0	
4405	792	505	63.76	71	420	
4408	838	410	48.93	227	155	
4409	1,500	601	40.07	200	343	
4411	2,590	928	35.83	120	765	
4412	1,065	372	34.93	104	250	
4426	1,296	568	43.83	184	346	
4427	2,462	1,096	44.52	318	728	
4429	1,557	659	42.32	202	422	
4431	1,229	538	43.78	109	405	
4432	2,489	1,007	40.46	216	725	
4435	1,279	509	39.80	90	362	
4439	1,694	795	46.93	259	496	
4451	541	66	12.20	10	56	
4469	1,905	786	41.26	195	568	

DALLAS COUNTY GENERAL ELECTION
NOVEMBER 5, 1996

STATE REPRESENTATIVE, DISTRICT 104

	r e g	b l t s	%	R E P U B L I C A N S	
				D E M O C R A T I C A N	L I B E R A L
4503	913	327	35.82	68	242
4511	764	254	33.25	55	183
4518	179	96	53.63	23	66
4522	357	183	51.26	46	123
4523	0	0	0.00	0	0
4524	0	1	0.00	0	1
4535	0	1	0.00	1	0
4552	291	141	48.45	62	71
4572	494	166	33.60	63	95
4577	351	58	16.52	8	47
4578	56	12	21.43	3	9
4579	262	113	43.13	32	78
4582	896	388	43.30	110	257
4587	1,324	578	43.66	199	335
4589	50	9	18.00	2	7
4590	342	147	42.98	57	82
4600	374	160	42.78	46	106
4602	308	116	37.66	52	59
4611	309	115	37.22	104	7
4612	40	6	15.00	5	1
4613	1,389	693	49.89	212	436
4624	749	372	49.67	101	247
4633	0	1	0.00	0	1
4642	147	44	29.93	11	29
4643	270	127	47.04	31	92
4645	45	24	53.33	5	18
Election Wide	36,857	14,772	40.08	3,854	10,086
County wide	36,857	14,772	40.08	3,854	10,086
Cong. Dist 24	28,764	11,970	41.61	3,437	7,850
Cong. Dist 30	8,093	2,802	34.62	417	2,236
State Br Ed Dist 13	36,857	14,772	40.08	3,854	10,086
State Sen. Dist 2	183	13	7.10	1	11
State Sen. Dist 9	1,994	767	38.47	263	438
State Sen. Dist 23	34,680	13,992	40.35	3,590	9,637
State Rep Dist 104	36,857	14,772	40.08	3,854	10,086
County Comm Dist 3	5,710	1,800	31.52	253	1,453

DALLAS COUNTY GENERAL ELECTION
NOVEMBER 5, 1996

STATE REPRESENTATIVE, DISTRICT 104

		r e g i s t r a t i o n s		b l o c a l r e s i d e n t s		%		R E P U B L I C A N S		D E M O C R A T I C A N S	
		g	s	%	L	A					
County Comm Dist	4	31,147	12,972	41.65	3,601	8,633					
JP/Con Pct 5 Pl 1		2,378	1,019	42.85	433	500					
JP/Con Pct 6 Pl 1		27,707	10,629	38.36	2,364	7,707					
Con Pct 7		6,772	3,124	46.13	1,057	1,879					

DALLAS COUNTY GENERAL ELECTION
NOVEMBER 5, 1996

STATE REPRESENTATIVE, DISTRICT 105

r e g	b l t s	%	I N D E P E N D E N T S			
			R E P R E S E N T A T I V E	D E M O C R A T I C	I N D E P E N D E N T	
2248	1,692	666	39.36	271	322	25
2267	1,217	594	48.81	269	272	11
2268	1,766	999	56.57	519	401	21
2300	470	290	61.70	108	136	16
2323	1,374	601	43.74	252	313	10
2328	1,042	470	45.11	72	373	8
2349	583	241	41.34	100	116	11
2350	1,080	440	40.74	185	213	13
2351	2,034	865	42.53	364	411	23
2358	692	327	47.25	154	141	12
2391	30	14	46.67	4	10	0
2393	1,792	881	49.16	348	458	25
3327	327	182	55.66	51	115	6
3329	1,322	619	46.82	111	464	12
3330	1,971	1,056	53.58	297	675	20
3331	2,350	1,151	48.98	288	760	28
3342	446	171	38.34	34	115	5
3346	2,080	773	37.16	260	439	36
3347	2,812	1,132	40.26	502	516	46
3352	868	483	55.65	137	297	12
3354	1,179	547	46.40	168	331	10
3355	1,887	853	45.20	290	471	27
3358	822	334	40.63	112	183	8
3359	891	384	43.10	124	215	9
3361	277	138	49.82	16	112	0
3370	1,453	657	45.22	158	413	22
3393	1,698	650	38.28	302	298	18
3398	235	95	40.43	34	51	3
3408	170	76	44.71	27	44	2
3409	3	2	66.67	1	1	0
3410	1,132	666	58.83	166	449	10
3411	110	71	64.55	19	48	2
3412	2,347	1,512	64.42	541	851	24
3413	423	254	60.05	67	171	7
3414	618	348	56.31	57	262	6
3415	139	78	56.12	16	54	2

DALLAS COUNTY GENERAL ELECTION
NOVEMBER 5, 1996

STATE REPRESENTATIVE, DISTRICT 105

r e g	b l t s	%	I N D E P E N D E N T L Y			
			R E P U B L I C A N	D E M O C R A T I C	I N D E P E N D E N T	
3416	497	190	38.23	29	150	5
3417	3	3	100.00	0	3	0
3418	189	92	48.68	19	62	6
3426	0	0	0.00	0	0	0
3458	341	148	43.40	31	99	3
3465	247	98	39.68	19	64	4
3491	236	70	29.66	19	39	3
3494	0	1	0.00	1	0	0
3498	248	139	56.05	33	95	4
3504	134	68	50.75	21	44	1
3506	478	223	46.65	58	147	1
3507	70	46	65.71	10	30	1
3509	174	49	28.16	9	38	0
3510	57	23	40.35	7	14	0
3511	137	70	51.09	14	50	0
3514	390	179	45.90	52	100	5
3517	48	12	25.00	3	9	0
3518	224	44	19.64	11	30	0
3520	269	168	62.45	29	130	0
3521	541	191	35.30	58	123	1
3522	314	127	40.45	29	85	4
3523	945	370	39.15	38	307	4
3524	236	31	13.14	7	20	1
3529	95	43	45.26	12	27	2
3530	500	211	42.20	56	132	4
3533	1,248	500	40.06	113	341	18
3536	0	0	0.00	0	0	0
3543	545	255	46.79	101	118	10
3545	248	51	20.56	6	39	1
3547	479	271	56.58	88	145	5
3549	40	22	55.00	3	16	0
3553	59	25	42.37	0	23	2
3558	1,563	731	46.77	276	377	15
3559	945	299	31.64	116	145	11
3560	170	73	42.94	21	42	4
3562	585	184	31.45	61	95	12

DALLAS COUNTY GENERAL ELECTION
NOVEMBER 5, 1996

STATE REPRESENTATIVE, DISTRICT 105

```

      I
      N
      D
      B
      O
      R
      N
      I
      N
      S
      K
      I
      L
      E
      R
      Y
      Y
      L
      E
      Y
      K
      L
      E
      Y
      O
      T
      I
      S
      T
      O
      P
      S
      T
      R
      E
      P
      S
      E
      N
      T
      A
      T
      I
      O
      N
      S
      %
  
```

	reg	blts	%	Y	Y	I
3563	16	3	18.75	2	1	0
3571	1,563	613	39.22	204	344	26
4496	1,262	450	35.66	146	228	25
4546	397	147	37.03	41	92	5
Election Wide	54,825	24,840	45.31	8,167	14,305	673
County wide	54,825	24,840	45.31	8,167	14,305	673
Cong. Dist 5	29,221	12,984	44.43	5,204	6,542	381
Cong. Dist 24	1,659	597	35.99	187	320	30
Cong. Dist 30	23,945	11,259	47.02	2,776	7,443	262
State Br Ed Dist 12	21,246	9,199	43.30	3,834	4,435	280
State Br Ed Dist 13	33,579	15,641	46.58	4,333	9,870	393
State Sen. Dist 2	40,023	18,261	45.63	5,665	10,826	496
State Sen. Dist 16	9,265	4,142	44.71	1,931	1,841	121
State Sen. Dist 23	5,537	2,437	44.01	571	1,638	56
State Rep Dist 105	54,825	24,840	45.31	8,167	14,305	673
County Comm Dist 2	13,772	6,388	46.38	2,646	3,166	175
County Comm Dist 3	39,394	17,855	45.32	5,334	10,819	468
County Comm Dist 4	1,659	597	35.99	187	320	30
JP/Con Pct 1 Pl 1	12,691	6,559	51.68	1,983	3,972	151
JP/Con Pct 5 Pl 1	26,950	11,302	41.94	4,586	5,609	359
JP/Con Pct 8 Pl 1	15,184	6,979	45.96	1,598	4,724	163

DALLAS COUNTY GENERAL ELECTION
NOVEMBER 5, 1996

STATE REPRESENTATIVE, DISTRICT 106

	b		%	D E M G U T I E R E Z	
	r e g	l t s		R E P A L E N	R E Z
4401	2,551	1,359	53.27	733	485
4402	3,712	2,157	58.11	1,243	716
4403	2,775	1,457	52.50	763	566
4406	2,720	1,751	64.38	1,256	391
4407	2,844	1,198	42.12	612	521
4410	1,226	515	42.01	209	280
4421	1,647	849	51.55	384	427
4423	1,492	745	49.93	353	343
4424	1,988	923	46.43	420	441
4441	2,080	1,195	57.45	674	457
4442	544	272	50.00	138	121
4456	1,573	642	40.81	312	277
4459	931	357	38.35	148	174
4461	1,808	1,046	57.85	694	253
4472	1,947	923	47.41	479	371
4473	1,853	1,060	57.20	631	322
4474	2,206	1,244	56.39	667	467
4477	114	20	17.54	11	8
4479	353	194	54.96	4	182
4480	1,728	919	53.18	540	314
4484	2,261	1,185	52.41	657	453
4492	3,216	1,883	58.55	1,131	667
4498	0	1	0.00	0	1
4507	1,530	837	54.71	483	263
4508	1,990	851	42.76	431	382
4515	1,060	395	37.26	226	131
4516	1,654	1,023	61.85	724	227
4517	2,546	1,581	62.10	989	525
4528	36	8	22.22	3	4
4529	240	47	19.58	26	16
4532	0	0	0.00	0	0
4541	0	1	0.00	0	0
4544	0	1	0.00	1	0
4545	424	111	26.18	40	65
4556	0	0	0.00	0	0
4557	287	91	31.71	42	43

DALLAS COUNTY GENERAL ELECTION
NOVEMBER 5, 1996

STATE REPRESENTATIVE, DISTRICT 106

	reg	blts	%	DEM	REP
4558	1,974	1,016	51.47	542	402
4560	411	185	45.01	67	112
4561	214	151	70.56	108	28
4566	313	130	41.53	60	67
4567	573	279	48.69	142	120
4568	733	457	62.35	285	149
4570	0	1	0.00	1	0
4571	733	326	44.47	149	163
4588	1,367	769	56.25	471	264
4601	194	89	45.88	49	37
4604	5	3	60.00	2	1
4605	2,060	1,193	57.91	666	471
4616	523	179	34.23	58	104
4626	1,584	833	52.59	473	313
4634	484	250	51.65	129	112
4636	107	59	55.14	29	29
4644	650	339	52.15	176	143
4646	618	297	48.06	5	281
4650	1,567	725	46.27	338	312
Election Wide	65,446	34,122	52.14	18,774	13,001
County wide	65,446	34,122	52.14	18,774	13,001
Cong. Dist 6	9,059	5,449	60.15	3,454	1,703
Cong. Dist 24	31,630	16,084	50.85	8,606	6,561
Cong. Dist 30	24,757	12,589	50.85	6,714	4,737
State Br ED Dist 11	18,202	10,640	58.46	6,676	3,349
State Br Ed Dist 12	18,186	9,154	50.34	4,931	3,369
State Br Ed Dist 13	29,058	14,328	49.31	7,167	6,283
State Sen. Dist 8	12,389	6,699	54.07	3,671	2,403
State Sen. Dist 9	25,202	13,016	51.65	7,503	4,523
State Sen. Dist 23	27,855	14,407	51.72	7,600	6,075
State Rep Dist 106	65,446	34,122	52.14	18,774	13,001
County Comm Dist 4	65,446	34,122	52.14	18,774	13,001
JP/Con Pct 2 Pl 1	22,383	11,515	51.45	6,164	4,291
JP/Con Pct 5 Pl 1	40,366	21,403	53.02	12,064	8,109

DALLAS COUNTY GENERAL ELECTION
NOVEMBER 5, 1996

STATE REPRESENTATIVE, DISTRICT 106

```

      D
      E
      M
      G
      U
      T
      I
      E
      R
      R
      E
      Z
      N
    
```

R
E
P
A
L
L
E
N

b
l
t
s

r
e
g

%

JP/Con Pct 6 Pl 1	1,226	516	42.09	209	280
Con Pct 7	1,471	688	46.77	337	321

DALLAS COUNTY GENERAL ELECTION
NOVEMBER 5, 1996

STATE REPRESENTATIVE, DISTRICT 107

	r		%	D			
	e	s		R	D	M	E
	g	s		D	T	Y	R
1120	870	338	38.85	86	214	9	6
1149	2,745	1,605	58.47	698	747	31	8
1150	2,706	1,533	56.65	603	755	49	11
1153	1,965	999	50.84	274	601	44	13
1154	1,488	1,034	69.49	485	425	29	5
1155	1,912	1,173	61.35	28	1,064	10	4
1156	984	597	60.67	169	373	9	9
1157	2,046	1,494	73.02	907	452	26	11
1158	174	71	40.80	29	28	5	1
1179	443	215	48.53	93	102	2	3
1189	1,206	766	63.52	413	290	7	3
1190	1,087	380	34.96	159	176	10	1
1191	2,322	1,282	55.21	382	790	23	7
1213	1,005	401	39.90	78	286	9	5
1289	3	2	66.67	2	0	0	0
1290	378	279	73.81	209	51	3	0
1291	0	0	0.00	0	0	0	0
1292	1,806	641	35.49	141	430	20	13
1293	222	98	44.14	49	43	1	2
1295	1,251	446	35.65	123	282	16	2
1296	1,043	253	24.26	69	158	3	2
1297	545	213	39.08	64	132	2	4
1309	677	250	36.93	86	138	6	3
1313	4	1	25.00	1	0	0	0
1317	951	636	66.88	260	331	8	6
1319	2	1	50.00	1	0	0	0
1320	491	324	65.99	193	94	2	3
1321	0	0	0.00	0	0	0	0
1335	730	99	13.56	41	49	1	1
1345	1,098	631	57.47	311	252	12	3
1346	270	155	57.41	64	84	2	0
1348	291	94	32.30	22	62	3	0
1350	468	279	59.62	181	75	1	0
1353	188	95	50.53	22	59	4	0
1354	194	90	46.39	18	66	1	1
1355	557	248	44.52	46	181	6	3
1361	1,133	550	48.54	139	358	11	4

** COMBINED OFFICIAL CANVASS **

DALLAS COUNTY GENERAL ELECTION
NOVEMBER 5, 1996

STATE REPRESENTATIVE, DISTRICT 107

	r		%	D			
	e	t		R	D	M	A
g	s			T	Y	R	
1366	369	149	40.38	80	49	5	1
1369	1,483	753	50.78	289	386	16	5
2253	999	616	61.66	278	282	16	6
2262	983	716	72.84	465	189	9	2
2264	1,621	561	34.61	184	326	18	6
2290	219	67	30.59	2	52	6	1
2319	2,531	875	34.57	225	567	16	7
2339	842	288	34.20	71	181	16	3
2354	61	50	81.97	34	15	0	1
2374	269	140	52.04	64	67	3	2
2375	298	105	35.23	26	70	1	1
2376	0	2	0.00	1	1	0	0
2377	119	62	52.10	15	40	3	1
2378	253	123	48.62	43	62	6	4
2380	1,638	924	56.41	379	463	23	3
2381	692	488	70.52	261	190	6	2
2382	97	71	73.20	35	29	3	1
3301	1,150	380	33.04	60	271	11	8
3306	1,116	601	53.85	209	342	14	1
3307	1,464	346	23.63	58	254	7	5
3308	3	5	166.67	2	2	1	0
3312	2,882	998	34.63	238	629	31	15
3373	3,152	1,626	51.59	501	968	53	12
3396	1,497	820	54.78	293	449	26	10
3399	1,515	729	48.12	245	420	14	6
3425	1,044	562	53.83	179	334	8	4
3439	109	57	52.29	14	40	1	0
3454	172	63	36.63	4	58	0	0
3526	853	351	41.15	50	266	8	2
3566	155	75	48.39	28	38	1	0
3568	212	80	37.74	16	50	1	2
Election Wide	61,053	29,956	49.07	10,795	16,238	688	245
County wide	61,053	29,956	49.07	10,795	16,238	688	245
Cong. Dist 3	1,912	1,173	61.35	28	1,064	10	4
Cong. Dist 5	40,760	20,463	50.20	7,505	10,921	500	156

DALLAS COUNTY GENERAL ELECTION
NOVEMBER 5, 1996

STATE REPRESENTATIVE, DISTRICT 107

	r	b					
	e	l					
	g	t	%	D	T	Y	R
Cong. Dist 26	15,324	7,254	47.34	3,018	3,564	146	70
Cong. Dist 30	3,057	1,066	34.87	244	689	32	15
State Br Ed Dist 12	18,710	10,691	57.14	4,591	5,068	232	68
State Br Ed Dist 13	42,343	19,265	45.50	6,204	11,170	456	177
State Sen. Dist 2	28,334	12,849	45.35	3,908	7,661	319	114
State Sen. Dist 8	9,901	5,857	59.16	2,832	2,420	132	35
State Sen. Dist 16	22,818	11,250	49.30	4,055	6,157	237	96
State Rep Dist 107	61,053	29,956	49.07	10,795	16,238	688	245
County Comm Dist 1	35,107	18,175	51.77	6,815	9,583	386	140
County Comm Dist 2	10,622	5,088	47.90	2,083	2,534	126	40
County Comm Dist 3	15,324	6,693	43.68	1,897	4,121	176	65
JP/Con Pct 1 Pl 1	33,166	17,319	52.22	7,465	8,177	375	134
JP/Con Pct 3 Pl 1	1,912	1,173	61.35	28	1,064	10	4
JP/Con Pct 6 Pl 1	8,396	2,877	34.27	574	1,978	75	41
JP/Con Pct 8 Pl 1	17,579	8,587	48.85	2,728	5,019	228	66

DALLAS COUNTY GENERAL ELECTION
NOVEMBER 5, 1996

STATE REPRESENTATIVE, DISTRICT 108

	REGISTRATION		POLITICAL AFFILIATION			
	REG	UNREG	REP	DEM	LIB	OTH
	REG	UNREG	%	Y	D	Y
1148	2,437	1,521	62.41	773	592	28
1162	1,586	1,270	80.08	1,103	91	10
1163	3,091	2,312	74.80	1,902	227	24
1164	2,580	1,909	73.99	1,611	176	16
1165	1,309	1,018	77.77	841	105	11
1171	3,004	2,032	67.64	1,616	231	31
1172	2,703	1,756	64.96	1,370	248	23
1174	1,704	891	52.29	615	185	20
1177	3,095	1,584	51.18	871	502	41
1178	1,751	805	45.97	420	294	23
1180	2,803	1,441	51.41	837	383	43
1182	1,399	591	42.24	320	198	13
1187	1,188	883	74.33	690	111	7
1188	1,935	1,211	62.58	743	360	21
1195	0	1	0.00	1	0	0
1196	1,850	1,350	72.97	1,075	169	18
1197	1,108	876	79.06	712	83	9
1198	1,847	1,337	72.39	1,115	115	15
1203	1,370	969	70.73	831	70	13
1229	886	439	49.55	292	92	6
1239	14	1	7.14	0	1	0
1246	0	0	0.00	0	0	0
1271	3	1	33.33	0	1	0
1275	6	1	16.67	1	0	0
1283	251	91	36.25	22	50	5
1284	80	34	42.50	14	18	0
1285	429	213	49.65	104	81	8
1286	996	270	27.11	214	33	2
1287	1,477	1,092	73.93	799	157	19
1288	280	209	74.64	169	20	3
1294	0	49	0.00	23	13	1
1310	63	51	80.95	40	8	0
1312	850	633	74.47	502	94	6
1342	191	127	66.49	91	28	2
1362	1,059	364	34.37	178	138	10
1364	1,441	909	63.08	475	343	25
1365	4	3	75.00	3	0	0

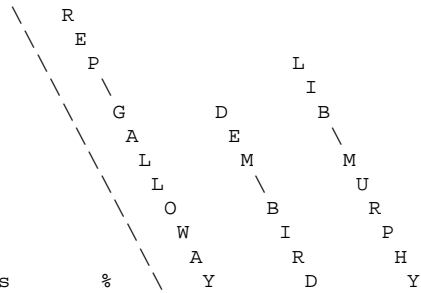
DALLAS COUNTY GENERAL ELECTION
NOVEMBER 5, 1996

STATE REPRESENTATIVE, DISTRICT 108

r e g i s t r i c t n o	b l o c k n o	%	P a r t y			
			R e p u b l i c a n s	D e m o c r a t i c P a r t y	L i b e r a l P a r t y	I n d e p e n d e n t
2210	853	643	75.38	451	128	9
2217	2,318	1,677	72.35	1,236	265	26
2218	1,809	1,252	69.21	800	310	28
2219	1,575	1,041	66.10	627	284	27
2223	2,432	1,636	67.27	939	506	38
2227	1,022	689	67.42	397	202	20
2228	2,392	1,436	60.03	856	413	39
2237	1,412	886	62.75	685	134	12
2238	1,573	785	49.90	396	306	22
2242	1,803	1,278	70.88	777	353	28
2243	2,631	1,870	71.08	1,160	498	31
2244	321	221	68.85	114	78	4
2251	296	192	64.86	96	79	2
2265	1,253	762	60.81	493	182	15
2266	1,316	1,018	77.36	724	188	17
2271	1,258	924	73.45	630	200	11
2273	2,059	1,371	66.59	775	459	28
2276	1,208	818	67.72	506	198	14
2277	2,677	1,861	69.52	1,136	509	30
2309	2,620	1,653	63.09	1,129	352	22
2311	1,976	1,281	64.83	935	214	30
2335	257	99	38.52	35	49	4
2336	247	88	35.63	45	41	1
2337	257	134	52.14	77	41	5
2338	268	116	43.28	52	49	1
2341	363	180	49.59	56	104	3
2342	878	346	39.41	151	152	5
2343	622	231	37.14	70	145	6
2344	554	266	48.01	116	118	8
2345	372	149	40.05	42	100	3
2346	1,034	816	78.92	623	131	11
2368	158	109	68.99	76	20	3
2370	277	133	48.01	50	71	2
2371	287	178	62.02	100	59	4
2373	1,145	818	71.44	629	127	10
2379	1	0	0.00	0	0	0

DALLAS COUNTY GENERAL ELECTION
NOVEMBER 5, 1996

STATE REPRESENTATIVE, DISTRICT 108



	r e g	b l t s	%	W A Y	D E M B I R D	L I B M U R P H Y
Election Wide	86,314	55,201	63.95	37,357	12,282	972
County wide	86,314	55,201	63.95	37,357	12,282	972
Cong. Dist 3	4,514	2,270	50.29	1,363	635	55
Cong. Dist 5	38,413	25,231	65.68	15,863	6,650	480
Cong. Dist 26	43,387	27,700	63.84	20,131	4,997	437
State Br Ed Dist 12	85,235	54,835	64.33	37,178	12,143	962
State Br Ed Dist 13	1,079	366	33.92	179	139	10
State Sen. Dist 8	34,315	22,223	64.76	16,814	3,402	331
State Sen. Dist 16	51,999	32,978	63.42	20,543	8,880	641
State Rep Dist 108	86,314	55,201	63.95	37,357	12,282	972
County Comm Dist 1	44,790	28,244	63.06	20,373	5,217	453
County Comm Dist 2	41,524	26,957	64.92	16,984	7,065	519
JP/Con Pct 1 Pl 1	84,786	54,563	64.35	37,038	12,051	954
JP/Con Pct 3 Pl 1	1,528	638	41.75	319	231	18

DALLAS COUNTY GENERAL ELECTION
NOVEMBER 5, 1996

STATE REPRESENTATIVE, DISTRICT 109

	D E M O C R A T I C P A R T Y		R E P U B L I C A N P A R T Y	
r e g i s t r a t i o n	b l o c k	t o t a l	%	S e c t o r
3539	317	67	21.14	46
3540	203	103	50.74	93
3541	39	15	38.46	6
3546	442	168	38.01	94
3548	1	0	0.00	0
3556	148	62	41.89	43
3557	298	111	37.25	53
4478	2,378	1,420	59.71	818
4491	1,726	963	55.79	840
4494	1,737	906	52.16	701
4495	1,721	915	53.17	421
4502	841	317	37.69	188
4512	2,228	1,426	64.00	625
4513	1,265	710	56.13	412
4526	540	289	53.52	177
4527	116	73	62.93	37
4530	75	37	49.33	18
4537	240	153	63.75	84
4543	463	212	45.79	99
4548	378	141	37.30	103
4559	50	20	40.00	15
4569	0	0	0.00	0
4574	204	119	58.33	80
4575	1	1	100.00	0
4576	0	1	0.00	0
4581	476	141	29.62	106
4585	553	364	65.82	179
4607	177	75	42.37	41
4610	436	139	31.88	112
4614	268	139	51.87	40
4615	1,897	1,156	60.94	629
4619	1,104	655	59.33	269
4620	0	0	0.00	0
4623	156	70	44.87	56
4625	1,097	681	62.08	321
4627	626	326	52.08	198
4628	308	205	66.56	96

DALLAS COUNTY GENERAL ELECTION
NOVEMBER 5, 1996

STATE REPRESENTATIVE, DISTRICT 109

D
 E
 M
 G
 I
 D
 D
 I
 N
 G
 S

r
 e
 g
 i
 s
 t
 e
 r
 s
 %

	reg	ists	%	NS
4629	815	462	56.69	191
4630	447	239	53.47	154
4635	820	437	53.29	187
4638	601	353	58.74	150
4640	147	80	54.42	64
4651	1,661	1,008	60.69	817
Election Wide	65,536	31,645	48.29	23,589
County wide	65,536	31,645	48.29	23,589
Cong. Dist 5	480	195	40.63	116
Cong. Dist 24	11,665	6,585	56.45	3,361
Cong. Dist 30	53,391	24,865	46.57	20,112
State Br Ed Dist 12	16,085	9,225	57.35	4,650
State Br Ed Dist 13	49,451	22,420	45.34	18,939
State Sen. Dist 2	10,289	4,261	41.41	3,150
State Sen. Dist 9	6,459	3,478	53.85	1,649
State Sen. Dist 23	48,788	23,906	49.00	18,790
State Rep Dist 109	65,536	31,645	48.29	23,589
County Comm Dist 2	105	52	49.52	47
County Comm Dist 3	39,879	17,360	43.53	15,314
County Comm Dist 4	25,552	14,233	55.70	8,228
JP/Con Pct 5 Pl 1	17,272	9,974	57.75	4,966
JP/Con Pct 6 Pl 1	1,688	663	39.28	590
Con Pct 7	1,965	774	39.39	725
JP/Con Pct 8 Pl 1	44,611	20,234	45.36	17,308

DALLAS COUNTY GENERAL ELECTION
NOVEMBER 5, 1996

STATE REPRESENTATIVE, DISTRICT 110

L
I
B
B
R
I
D
D
E
M
J
O
N
E
S

J
R
.

r
e
g
s

b
l
t
s

%

S

3305	1,153	481	41.72	461	4
3314	2,585	1,274	49.28	1,179	21
3356	2,798	1,402	50.11	1,299	18
3367	2,258	1,361	60.27	1,292	11
3368	1,488	856	57.53	831	3
3383	2,280	1,079	47.32	995	15
3384	1,978	1,097	55.46	1,023	19
3389	1,240	682	55.00	638	8
3394	1,777	1,061	59.71	1,029	7
3476	1,028	459	44.65	412	13
3477	315	145	46.03	119	10
3478	1,781	996	55.92	724	51
3480	3,248	1,446	44.52	1,236	53
3481	2,136	959	44.90	879	22
3482	2,476	1,653	66.76	1,424	42
3483	2,280	1,468	64.39	1,236	53
3484	2,389	1,319	55.21	1,161	44
3485	2,287	1,545	67.56	1,282	51
3486	2,383	976	40.96	515	73
3487	702	250	35.61	230	2
3488	1,860	816	43.87	763	9
3489	1,007	351	34.86	336	3
4443	2,204	1,233	55.94	548	147
4445	1,410	898	63.69	578	74
4452	1,549	705	45.51	348	77
4453	2,617	1,414	54.03	637	159
4455	415	121	29.16	87	7
4460	2,327	863	37.09	653	50
4481	1,557	833	53.50	371	88
4485	3,014	1,758	58.33	753	224
4486	1,957	1,168	59.68	598	142
4489	2,336	1,167	49.96	551	115
4490	1,160	769	66.29	350	97

DALLAS COUNTY GENERAL ELECTION
NOVEMBER 5, 1996

STATE REPRESENTATIVE, DISTRICT 110

	r e g i s t r a t i o n s		L I B R I D G E S J O N E S J R		
	g	s	%	S	.
4504	1,125	690	61.33	523	37
4505	1,674	974	58.18	365	123
4506	24	17	70.83	6	2
4510	1,962	1,106	56.37	839	64
4531	0	0	0.00	0	0
4583	0	1	0.00	1	0
4584	4	1	25.00	0	1
4608	0	0	0.00	0	0
4609	226	123	54.42	62	13
4617	651	240	36.87	169	14
4618	920	505	54.89	296	56
4622	138	78	56.52	51	11
4652	234	141	60.26	49	20
Election Wide	68,953	36,481	52.91	26,899	2,053
County wide	68,953	36,481	52.91	26,899	2,053
Cong. Dist 24	18,659	10,303	55.22	4,863	1,159
Cong. Dist 30	50,294	26,178	52.05	22,036	894
State Br ED Dist 11	15,553	8,428	54.19	3,736	978
State Br Ed Dist 13	53,400	28,053	52.53	23,163	1,075
State Sen. Dist 9	15,600	8,347	53.51	3,710	960
State Sen. Dist 23	53,353	28,134	52.73	23,189	1,093
State Rep Dist 110	68,953	36,481	52.91	26,899	2,053
County Comm Dist 3	41,449	21,676	52.30	19,064	532
County Comm Dist 4	27,504	14,805	53.83	7,835	1,521
JP/Con Pct 5 Pl 1	16,484	9,170	55.63	4,252	1,062
Con Pct 7	43,546	22,519	51.71	18,060	955
JP/Con Pct 8 Pl 1	8,923	4,792	53.70	4,587	36

** COMBINED OFFICIAL CANVASS **

DALLAS COUNTY GENERAL ELECTION
NOVEMBER 5, 1996

STATE REPRESENTATIVE, DISTRICT 111

r e g	b l t s	%	D E M D A V I S	
3320	796	320	40.20	302
3332	520	263	50.58	249
3333	1,468	678	46.19	653
3334	1,106	590	53.35	554
3335	2,105	966	45.89	913
3362	1,247	488	39.13	459
3363	2,742	1,341	48.91	1,284
3372	2,461	1,049	42.62	1,003
3374	2,775	1,476	53.19	1,386
3375	2,674	1,175	43.94	1,125
3376	1,947	788	40.47	752
3377	1,222	556	45.50	530
3378	2,124	795	37.43	755
3381	1,070	456	42.62	434
3382	2,141	1,029	48.06	929
3385	1,070	431	40.28	406
3397	1,328	677	50.98	645
3472	792	416	52.53	334
3473	882	505	57.26	349
3474	270	100	37.04	83
3479	362	216	59.67	159
3561	701	305	43.51	286
4422	1,061	393	37.04	299
4425	2,244	1,124	50.09	641
4444	1,036	586	56.56	468
4462	1,124	758	67.44	315
4463	404	250	61.88	158
4470	979	492	50.26	355
4471	766	500	65.27	287
4476	2,580	1,669	64.69	640
4483	2,634	1,497	56.83	842
4487	2,267	1,480	65.28	522
4488	993	547	55.09	264
4499	3,485	1,860	53.37	1,176
4501	2,210	979	44.30	466
4509	2,653	1,324	49.91	897
4514	1,102	702	63.70	306
4519	1,610	940	58.39	486
4542	1,635	1,001	61.22	534
4573	0	0	0.00	0

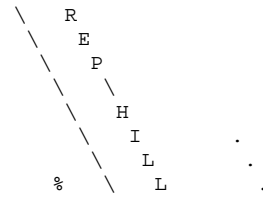
DALLAS COUNTY GENERAL ELECTION
NOVEMBER 5, 1996

STATE REPRESENTATIVE, DISTRICT 111

	r e g	b l t s	%	D E M D A V I S
4586	1,335	767	57.45	455
4591	3	9	300.00	6
4592	320	162	50.63	136
4594	392	194	49.49	136
4595	472	282	59.75	173
4596	1,373	776	56.52	599
4603	624	386	61.86	233
4606	1	2	200.00	1
4621	473	174	36.79	157
4631	394	149	37.82	72
4632	274	135	49.27	89
4647	208	92	44.23	50
4648	1,410	815	57.80	408
Election Wide	67,865	34,665	51.08	24,761
County wide	67,865	34,665	51.08	24,761
Cong. Dist 24	29,546	16,742	56.66	8,783
Cong. Dist 30	38,319	17,923	46.77	15,978
State Br ED Dist 11	8,092	5,090	62.90	2,182
State Br Ed Dist 12	13,223	7,327	55.41	3,907
State Br Ed Dist 13	46,550	22,248	47.79	18,672
State Sen. Dist 9	18,856	10,892	57.76	5,319
State Sen. Dist 23	49,009	23,773	48.51	19,442
State Rep Dist 111	67,865	34,665	51.08	24,761
County Comm Dist 3	31,803	14,620	45.97	13,590
County Comm Dist 4	36,062	20,045	55.58	11,171
JP/Con Pct 5 Pl 1	19,680	11,416	58.01	5,555
Con Pct 7	41,534	20,315	48.91	16,433
JP/Con Pct 8 Pl 1	6,651	2,934	44.11	2,773

DALLAS COUNTY GENERAL ELECTION
NOVEMBER 5, 1996

STATE REPRESENTATIVE, DISTRICT 112



	r e g	b l t s	%	L L
1105	2,244	1,408	62.75	964
1106	1,574	1,071	68.04	832
1107	2,773	2,068	74.58	1,645
1108	2,771	1,673	60.38	1,183
1109	231	93	40.26	57
1110	2,265	1,611	71.13	1,222
1111	2,225	1,523	68.45	1,076
1123	2,764	1,772	64.11	1,409
1136	1,471	955	64.92	711
1167	2,731	1,599	58.55	1,160
1201	1,739	1,108	63.71	846
1205	1,831	1,318	71.98	1,110
1220	1,680	1,008	60.00	750
1263	0	0	0.00	0
1266	0	1	0.00	1
1281	1,067	613	57.45	422
1282	1,004	590	58.76	394
1372	1,583	985	62.22	742
2201	1,275	738	57.88	519
2204	86	44	51.16	28
2205	1,399	794	56.75	539
2206	582	151	25.95	62
2207	2,374	752	31.68	468
2208	1,971	1,028	52.16	603
2211	981	611	62.28	385
2212	1,859	1,117	60.09	724
2213	2,012	670	33.30	355
2214	1,594	884	55.46	547
2224	2,486	1,786	71.84	1,265
2225	1,364	752	55.13	433
2254	1,156	721	62.37	469
2257	859	490	57.04	331
2270	3,036	1,254	41.30	778
2275	2,807	1,427	50.84	879
2286	3,687	1,963	53.24	1,384
2291	226	92	40.71	55
2301	2,421	1,545	63.82	1,165
2304	2,834	1,614	56.95	1,207
2305	1,964	1,066	54.28	700
2352	0	0	0.00	0
2366	12	6	50.00	5

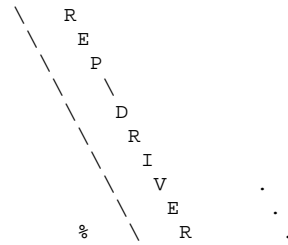
DALLAS COUNTY GENERAL ELECTION
NOVEMBER 5, 1996

STATE REPRESENTATIVE, DISTRICT 112

	r e g	b l t s	%	R E P H I L L
2367	256	175	68.36	106
2387	2,527	1,422	56.27	962
Election Wide	69,721	40,498	58.09	28,493
County wide	69,721	40,498	58.09	28,493
Cong. Dist 3	65,603	37,779	57.59	26,684
Cong. Dist 5	4,118	2,719	66.03	1,809
State Br Ed Dist 12	65,030	38,362	58.99	27,205
State Br Ed Dist 13	4,691	2,136	45.53	1,288
State Sen. Dist 8	9,507	6,611	69.54	4,908
State Sen. Dist 16	60,214	33,887	56.28	23,585
State Rep Dist 112	69,721	40,498	58.09	28,493
County Comm Dist 1	29,953	19,396	64.75	14,524
County Comm Dist 2	39,768	21,102	53.06	13,969
JP/Con Pct 1 Pl 1	4,118	2,719	66.03	1,809
JP/Con Pct 3 Pl 1	29,953	19,396	64.75	14,524
Con Pct 4	35,650	18,383	51.57	12,160

DALLAS COUNTY GENERAL ELECTION
NOVEMBER 5, 1996

STATE REPRESENTATIVE, DISTRICT 113

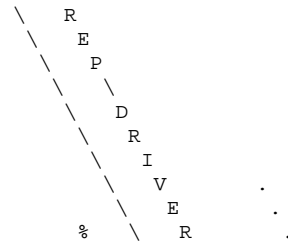


	r e g	b l t s	%	R E P D R I V E R
2202	1,238	732	59.13	579
2203	3,071	1,726	56.20	1,324
2209	2,936	1,822	62.06	1,412
2215	1,182	607	51.35	80
2216	2,969	1,389	46.78	859
2222	2,278	1,501	65.89	1,206
2236	2,763	1,201	43.47	783
2256	58	28	48.28	11
2260	2,721	1,595	58.62	1,098
2261	2,061	1,036	50.27	655
2274	2,981	1,646	55.22	1,139
2279	3,408	1,893	55.55	1,284
2280	3,804	1,955	51.39	1,278
2283	2,889	1,736	60.09	1,244
2285	1,994	1,090	54.66	695
2287	2,614	1,218	46.60	767
2297	2,423	1,581	65.25	1,199
2298	2,308	1,240	53.73	842
2299	2,706	1,597	59.02	1,198
2306	2,157	1,287	59.67	944
2307	2,217	1,094	49.35	518
2313	2,181	1,457	66.80	1,077
2315	2,715	1,051	38.71	699
2317	2,651	1,359	51.26	913
2320	334	165	49.40	98
2321	357	55	15.41	4
2324	2,095	581	27.73	408
2327	2,867	1,654	57.69	1,202
2372	1,409	767	54.44	638
2384	2,473	1,296	52.41	871
2385	2,478	1,140	46.00	879
2386	1,837	973	52.97	709
2395	1,082	537	49.63	372
2396	982	605	61.61	429
Election Wide	74,239	39,614	53.36	27,414
County wide	74,239	39,614	53.36	27,414
Cong. Dist 3	68,657	36,909	53.76	25,513

** COMBINED OFFICIAL CANVASS **

DALLAS COUNTY GENERAL ELECTION
NOVEMBER 5, 1996

STATE REPRESENTATIVE, DISTRICT 113



	r e g	b l t s	%	R E P D R I V E R
Cong. Dist 4	5,582	2,705	48.46	1,901
State Br Ed Dist 12	67,180	36,304	54.04	25,855
State Br Ed Dist 13	7,059	3,310	46.89	1,559
State Sen. Dist 16	74,239	39,614	53.36	27,414
State Rep Dist 113	74,239	39,614	53.36	27,414
County Comm Dist 2	74,239	39,614	53.36	27,414
Con Pct 4	74,239	39,614	53.36	27,414

DALLAS COUNTY GENERAL ELECTION
NOVEMBER 5, 1996

STATE REPRESENTATIVE, DISTRICT 114

	R E P L I B L I T Y		L I B E R T I A N P A R T Y		
	r e g s	b l o c s	%	T o t a l	T o t a l
1115	635	410	64.57	264	40
1127	1,390	969	69.71	615	111
1128	1,013	746	73.64	510	64
1129	2,454	1,748	71.23	1,324	128
1130	2,489	1,867	75.01	1,429	115
1131	1,999	1,539	76.99	1,197	75
1133	1,458	1,095	75.10	857	43
1137	1,717	1,144	66.63	695	111
1138	2,372	1,690	71.25	1,152	154
1140	1,936	1,405	72.57	1,006	106
1142	1,801	1,227	68.13	788	135
1143	1,489	1,052	70.65	765	86
1144	1,196	863	72.16	654	50
1166	1,213	872	71.89	615	64
1169	294	7	2.38	4	0
1175	2,767	1,551	56.05	1,094	116
1192	11	2	18.18	0	1
1193	0	0	0.00	0	0
1216	626	421	67.25	240	29
1224	2,434	1,553	63.80	1,163	116
1234	2	2	100.00	1	0
1237	2,755	1,329	48.24	970	120
1240	49	38	77.55	20	4
1241	8	36	450.00	1	1
1243	463	252	54.43	147	28
1244	348	200	57.47	112	21
1245	78	44	56.41	28	6
1247	147	66	44.90	43	5
1258	929	568	61.14	394	40
1314	33	14	42.42	6	3
1315	62	37	59.68	21	2
1316	995	652	65.53	434	65
1318	372	271	72.85	177	17
1325	222	86	38.74	52	8
1326	507	292	57.59	197	23
1329	2,626	1,582	60.24	1,184	116
1330	129	93	72.09	66	6

DALLAS COUNTY GENERAL ELECTION
NOVEMBER 5, 1996

STATE REPRESENTATIVE, DISTRICT 114

	R E P U B L I C A N S		L I B E R A L S		
	r e g s	b l o c s	%	T E R	T E R
1331	1,670	1,016	60.84	698	99
1333	13	4	30.77	2	1
1363	12	8	66.67	5	0
1368	0	0	0.00	0	0
4413	2,181	1,277	58.55	829	117
4414	1,748	955	54.63	563	106
4415	2,806	1,563	55.70	893	188
4417	1,675	1,042	62.21	733	80
4433	938	391	41.68	209	48
4437	1,859	842	45.29	409	127
4440	171	77	45.03	41	2
4446	1,795	878	48.91	532	91
4449	885	542	61.24	385	45
4457	240	103	42.92	60	11
4464	2,735	1,607	58.76	1,028	157
4465	1,547	999	64.58	699	72
4466	2,349	1,210	51.51	743	127
4467	1,544	988	63.99	608	108
4468	546	331	60.62	190	39
4475	1,765	998	56.54	646	108
4493	1,689	795	47.07	559	78
4500	0	0	0.00	0	0
4534	912	593	65.02	400	50
4536	53	17	32.08	10	0
4538	1,794	1,060	59.09	780	77
4539	385	194	50.39	107	21
4540	208	134	64.42	97	11
4547	1,863	746	40.04	478	93
4549	2,173	1,239	57.02	863	118
4553	217	83	38.25	36	18
4554	60	37	61.67	17	5
4555	251	111	44.22	48	16
4593	335	111	33.13	66	20
4637	0	0	0.00	0	0
4639	3	0	0.00	0	0
4649	1,515	473	31.22	213	74

DALLAS COUNTY GENERAL ELECTION
NOVEMBER 5, 1996

STATE REPRESENTATIVE, DISTRICT 114

```

      R
     E
    P
   H
  A
 R
 T
 N
 E
 T
 T

```

```

      L
     I
    B
   T
  R
 O
 T
 T
 E
 R

```

r e g b l t s % T T E R

	76,956	46,147	59.97	31,172	4,116
Election Wide	76,956	46,147	59.97	31,172	4,116
County wide	76,956	46,147	59.97	31,172	4,116
Cong. Dist 26	35,380	23,762	67.16	16,792	1,862
Cong. Dist 30	41,576	22,385	53.84	14,380	2,254
State Br Ed Dist 12	69,748	41,882	60.05	28,627	3,683
State Br Ed Dist 13	7,208	4,265	59.17	2,545	433
State Sen. Dist 8	56,025	35,054	62.57	24,145	2,985
State Sen. Dist 9	20,931	11,093	53.00	7,027	1,131
State Rep Dist 114	76,956	46,147	59.97	31,172	4,116
County Comm Dist 1	40,714	26,751	65.70	18,930	2,109
County Comm Dist 4	36,242	19,396	53.52	12,242	2,007
JP/Con Pct 2 Pl 1	48,233	26,280	54.49	17,151	2,581
JP/Con Pct 3 Pl 1	28,723	19,867	69.17	14,021	1,535

DALLAS COUNTY GENERAL ELECTION
NOVEMBER 5, 1996

JUSTICE, 5TH CT OF APPEALS DIST, PL 6 - UNEX TERM
CRIMINAL DISTRICT JUDGE, COURT NO. 5

R D R D
 E P E M E P E M
 O S M C A L A R U
 G A V A C
 R R R K
 Y Y Z E
 % / / / /

	r e g	b l t s	%	E L E Y	R Y	R E Z	K E R
1101	2,865	1,876	65.48	1,311	359	1,332	364
1102	2,939	1,792	60.97	1,189	395	1,248	379
1103	2,623	1,788	68.17	1,232	323	1,268	334
1104	2,524	1,693	67.08	1,114	334	1,150	360
1105	2,244	1,408	62.75	783	428	845	432
1106	1,574	1,071	68.04	729	229	721	229
1107	2,773	2,068	74.58	1,437	345	1,508	369
1108	2,771	1,673	60.38	959	512	999	503
1109	231	93	40.26	48	36	51	33
1110	2,265	1,611	71.13	1,070	317	1,095	359
1111	2,225	1,523	68.45	927	363	1,005	360
1112	1,283	690	53.78	396	220	428	203
1113	905	398	43.98	177	174	186	174
1114	2,212	1,211	54.75	703	352	729	358
1115	635	410	64.57	238	115	248	126
1116	2,946	1,245	42.26	718	343	772	358
1117	1,215	752	61.89	462	185	473	200
1118	1,256	801	63.77	467	232	496	236
1119	2,459	1,471	59.82	777	494	822	508
1120	870	338	38.85	103	201	121	190
1121	682	397	58.21	184	169	206	155
1122	2,456	1,606	65.39	1,126	270	1,159	293
1123	2,764	1,772	64.11	1,196	361	1,221	368
1124	1,508	965	63.99	597	263	609	247
1125	306	97	31.70	47	41	44	45
1126	1,674	999	59.68	467	427	505	405
1127	1,390	969	69.71	512	308	542	306
1128	1,013	746	73.64	455	178	471	184
1129	2,454	1,748	71.23	1,169	355	1,261	339
1130	2,489	1,867	75.01	1,253	340	1,307	353
1131	1,999	1,539	76.99	1,075	238	1,125	247
1132	1,524	959	62.93	521	304	579	291
1133	1,458	1,095	75.10	761	169	813	162
1134	1,466	1,075	73.33	681	274	708	252
1135	1,073	822	76.61	462	252	486	241

** COMBINED OFFICIAL CANVASS **

DALLAS COUNTY GENERAL ELECTION
NOVEMBER 5, 1996

JUSTICE, 5TH CT OF APPEALS
DIST, PL 6 - UNEX TERM

CRIMINAL DISTRICT
JUDGE, COURT NO. 5

REDEMPTION
REDEMPTION
REDEMPTION

	reg	blts	%	REDEMPTION	REDEMPTION	REDEMPTION	REDEMPTION
1136	1,471	955	64.92	577	283	610	271
1137	1,717	1,144	66.63	627	375	657	365
1138	2,372	1,690	71.25	991	457	1,071	456
1139	1,217	422	34.68	87	305	109	287
1140	1,936	1,405	72.57	869	318	916	330
1141	1,211	744	61.44	345	293	382	280
1142	1,801	1,227	68.13	664	393	749	360
1143	1,489	1,052	70.65	684	218	715	219
1144	1,196	863	72.16	593	137	616	142
1145	521	381	73.13	302	36	318	38
1146	1,438	1,074	74.69	713	223	726	230
1147	1,842	1,214	65.91	744	301	830	264
1148	2,437	1,521	62.41	743	615	802	575
1149	2,745	1,605	58.47	828	538	918	500
1150	2,706	1,533	56.65	676	634	786	552
1151	705	529	75.04	314	156	321	152
1152	569	165	29.00	19	132	30	123
1153	1,965	999	50.84	321	540	419	472
1154	1,488	1,034	69.49	538	321	615	292
1155	1,912	1,173	61.35	35	1,049	51	1,041
1156	984	597	60.67	206	320	210	325
1157	2,046	1,494	73.02	1,014	299	1,046	299
1158	174	71	40.80	33	26	36	26
1159	1,226	751	61.26	366	289	404	273
1160	653	450	68.91	323	68	351	57
1161	2,241	1,459	65.10	1,020	263	1,055	268
1162	1,586	1,270	80.08	1,067	95	1,080	98
1163	3,091	2,312	74.80	1,831	240	1,862	253
1164	2,580	1,909	73.99	1,533	200	1,587	184
1165	1,309	1,018	77.77	806	124	833	111
1166	1,213	872	71.89	534	225	538	248
1167	2,731	1,599	58.55	997	423	1,036	416
1168	855	591	69.12	379	137	408	116
1169	294	7	2.38	4	1	4	1
1170	1,013	704	69.50	454	159	498	145

DALLAS COUNTY GENERAL ELECTION
NOVEMBER 5, 1996

JUSTICE, 5TH CT OF APPEALS DIST, PL 6 - UNEX TERM CRIMINAL DISTRICT JUDGE, COURT NO. 5

/ R D / R D
 E E / E E
 P M / P P / D
 / / M
 O M / A L / E
 S C / V / R
 E G / A / U
 L A / R / C
 E R / R / K
 Y Y / Z / E
 % / / R

	reg	blts	%	Y	Y	Z	R
1171	3,004	2,032	67.64	1,574	240	1,614	243
1172	2,703	1,756	64.96	1,307	260	1,345	264
1173	2,453	1,169	47.66	745	283	803	261
1174	1,704	891	52.29	583	199	612	199
1175	2,767	1,551	56.05	967	355	1,051	342
1176	2,291	1,689	73.72	1,171	328	1,201	322
1177	3,095	1,584	51.18	870	498	946	463
1178	1,751	805	45.97	398	312	437	290
1179	443	215	48.53	99	98	102	94
1180	2,803	1,441	51.41	825	397	908	358
1181	1,548	98	6.33	56	29	60	29
1182	1,399	591	42.24	310	202	338	187
1183	1,882	1,201	63.82	763	281	819	272
1184	1,874	964	51.44	562	291	606	268
1185	1,948	1,226	62.94	768	283	820	283
1186	2,208	1,409	63.81	899	269	959	261
1187	1,188	883	74.33	668	120	680	123
1188	1,935	1,211	62.58	734	361	760	351
1189	1,206	766	63.52	461	223	483	219
1190	1,087	380	34.96	179	164	199	151
1191	2,322	1,282	55.21	450	689	502	644
1192	11	2	18.18	0	2	0	2
1193	0	0	0.00	0	0	0	0
1194	1,260	572	45.40	325	185	320	188
1195	0	1	0.00	1	0	1	0
1196	1,850	1,350	72.97	1,037	181	1,051	187
1197	1,108	876	79.06	674	96	698	93
1198	1,847	1,337	72.39	1,079	124	1,105	127
1199	2,373	1,378	58.07	839	377	854	389
1200	3,479	1,945	55.91	1,091	616	1,150	583
1201	1,739	1,108	63.71	745	249	745	239
1202	2,591	1,593	61.48	1,066	348	1,072	365
1203	1,370	969	70.73	804	73	811	83
1204	1,907	1,221	64.03	844	208	885	215
1205	1,831	1,318	71.98	1,000	179	994	185

DALLAS COUNTY GENERAL ELECTION
 NOVEMBER 5, 1996

JUSTICE, 5TH CRIMINAL
 CT OF APPEALS DISTRICT
 DIST, PL 6 - JUDGE, COURT
 UNEX TERM NO. 5

R D R D
 E E E E
 P M P P
 M M A L
 O M C V
 S G A V
 E L R R
 R Y Y Z
 K
 E

	r	b	e	l	%	g	t	s
1206	1,789	1,143	63.89	723	269	752	289	
1207	1,251	843	67.39	587	135	599	148	
1208	2,004	1,369	68.31	930	289	940	302	
1209	2,080	1,306	62.79	776	310	845	300	
1210	3,170	1,985	62.62	1,328	430	1,364	430	
1211	2,910	1,331	45.74	757	415	814	401	
1212	1,241	803	64.71	640	88	656	93	
1213	1,005	401	39.90	92	274	121	255	
1214	2,793	1,536	54.99	1,004	351	1,040	358	
1215	210	90	42.86	51	30	47	34	
1216	626	421	67.25	215	160	237	147	
1217	347	195	56.20	106	66	106	70	
1218	859	502	58.44	282	160	298	151	
1219	1,505	1,146	76.15	699	271	758	274	
1220	1,680	1,008	60.00	638	265	653	247	
1221	1,821	806	44.26	419	295	438	294	
1222	2,588	1,618	62.52	1,114	298	1,139	288	
1223	2,533	1,622	64.03	1,025	317	1,127	301	
1224	2,434	1,553	63.80	1,090	285	1,119	287	
1225	2,648	1,434	54.15	880	361	945	340	
1226	1,986	980	49.35	603	260	630	246	
1227	2,304	1,640	71.18	1,108	326	1,164	331	
1228	2,488	1,492	59.97	987	333	1,038	308	
1229	886	439	49.55	277	97	297	86	
1230	1,601	977	61.02	600	253	653	236	
1231	2,709	1,350	49.83	849	361	902	337	
1232	3,239	1,387	42.82	755	447	813	431	
1233	718	201	27.99	59	126	66	118	
1234	2	2	100.00	1	0	0	1	
1235	2,558	1,609	62.90	1,128	310	1,191	287	
1236	1,091	640	58.66	441	122	447	137	
1237	2,755	1,329	48.24	927	274	959	260	
1238	3,824	2,072	54.18	1,261	547	1,353	516	
1239	14	1	7.14	0	1	0	1	
1240	49	38	77.55	20	11	19	11	

DALLAS COUNTY GENERAL ELECTION
NOVEMBER 5, 1996

JUSTICE, 5TH CT OF APPEALS
DIST, PL 6 - UNEX TERM

CRIMINAL DISTRICT
JUDGE, COURT NO. 5

R
E
P
M
O
S
E
L
E
Y

D
E
M
M
C
G
A
R
Y

R
E
P
A
L
V
A
R
E
Z

D
E
M
R
U
C
K
E
R

	reg	blts	%	Y	Y	Z	R
1241	8	36	450.00	1	1	1	1
1242	708	367	51.84	230	97	235	97
1243	463	252	54.43	132	89	143	83
1244	348	200	57.47	101	80	107	78
1245	78	44	56.41	26	11	30	9
1246	0	0	0.00	0	0	0	0
1247	147	66	44.90	38	18	38	21
1248	3	1	33.33	1	0	1	0
1249	155	113	72.90	89	12	94	11
1250	21	14	66.67	7	7	8	6
1251	252	71	28.17	10	55	19	45
1252	573	241	42.06	113	98	120	91
1253	85	47	55.29	18	25	19	24
1254	366	211	57.65	110	71	120	67
1255	207	64	30.92	25	34	26	33
1256	34	21	61.76	4	17	6	15
1257	61	40	65.57	22	12	22	13
1258	929	568	61.14	354	139	368	144
1259	112	80	71.43	46	21	47	23
1260	559	310	55.46	185	87	189	90
1261	147	48	32.65	18	21	22	20
1262	200	45	22.50	15	25	14	24
1263	0	0	0.00	0	0	0	0
1264	550	260	47.27	85	150	107	136
1265	7	4	57.14	1	3	1	3
1266	0	1	0.00	1	0	1	0
1267	190	85	44.74	35	42	35	43
1268	2,441	1,536	62.93	1,108	238	1,144	237
1269	87	37	42.53	13	18	15	17
1270	974	365	37.47	131	195	138	194
1271	3	1	33.33	0	1	0	1
1272	385	169	43.90	67	85	72	84
1273	8	2	25.00	0	2	0	2
1274	1,262	685	54.28	398	201	423	194
1275	6	1	16.67	1	0	1	0

DALLAS COUNTY GENERAL ELECTION
NOVEMBER 5, 1996

JUSTICE, 5TH CT OF APPEALS
DIST, PL 6 - UNEX TERM

CRIMINAL DISTRICT
JUDGE, COURT NO. 5

R D R D
 E E E E
 P M P P
 M M A L
 O M G V
 S E C A A
 E L R R
 Y Y Z R
 K
 E

	reg	blts	%	Y	Y	Z	R
1276	337	237	70.33	172	44	182	39
1277	1,098	490	44.63	198	237	222	228
1278	0	0	0.00	0	0	0	0
1279	155	95	61.29	34	45	33	47
1280	1,574	1,084	68.87	734	199	780	185
1281	1,067	613	57.45	345	217	368	195
1282	1,004	590	58.76	326	187	347	184
1283	251	91	36.25	19	57	27	52
1284	80	34	42.50	14	17	18	14
1285	429	213	49.65	107	83	113	83
1286	996	270	27.11	204	35	203	38
1287	1,477	1,092	73.93	778	164	812	157
1288	280	209	74.64	170	20	175	19
1289	3	2	66.67	2	0	2	0
1290	378	279	73.81	214	34	214	33
1291	0	0	0.00	0	0	0	0
1292	1,806	641	35.49	185	395	219	371
1293	222	98	44.14	53	40	57	36
1294	0	49	0.00	20	25	25	20
1295	1,251	446	35.65	142	269	163	255
1296	1,043	253	24.26	76	145	86	144
1297	545	213	39.08	83	112	90	106
1298	1,431	581	40.60	223	303	247	279
1299	600	296	49.33	110	162	117	153
1300	11	5	45.45	3	1	2	2
1301	234	114	48.72	48	54	58	45
1302	1,506	263	17.46	160	84	167	80
1303	1,389	693	49.89	393	233	410	232
1304	184	507	275.54	223	230	237	224
1305	807	342	42.38	131	169	144	157
1306	644	403	62.58	282	83	285	86
1307	21	17	80.95	8	8	10	7
1308	844	632	74.88	431	138	456	117
1309	677	250	36.93	91	133	103	126
1310	63	51	80.95	41	5	40	6

** COMBINED OFFICIAL CANVASS **

DALLAS COUNTY GENERAL ELECTION
NOVEMBER 5, 1996

JUSTICE, 5TH CT OF APPEALS
DIST, PL 6 - UNEX TERM

CRIMINAL DISTRICT
JUDGE, COURT NO. 5

REDEMPTION
REDEMPTION
REDEMPTION

	reg	blts	%	Y	Y	Z	R
1311	145	13	8.97	3	8	3	9
1312	850	633	74.47	485	95	494	98
1313	4	1	25.00	1	0	1	0
1314	33	14	42.42	5	6	6	6
1315	62	37	59.68	20	9	23	8
1316	995	652	65.53	388	166	408	178
1317	951	636	66.88	259	314	291	303
1318	372	271	72.85	165	69	168	73
1319	2	1	50.00	1	0	1	0
1320	491	324	65.99	214	75	214	76
1321	0	0	0.00	0	0	0	0
1322	1,684	628	37.29	288	258	327	237
1323	155	106	68.39	78	16	77	20
1324	685	303	44.23	137	143	147	130
1325	222	86	38.74	50	27	51	27
1326	507	292	57.59	167	91	191	78
1327	5	2	40.00	0	1	0	1
1328	585	352	60.17	171	145	184	140
1329	2,626	1,582	60.24	1,074	292	1,113	299
1330	129	93	72.09	57	28	63	24
1331	1,670	1,016	60.84	605	266	669	255
1332	95	19	20.00	5	12	6	13
1333	13	4	30.77	1	0	1	1
1334	93	29	31.18	17	9	17	9
1335	730	99	13.56	46	41	52	36
1336	407	207	50.86	67	115	75	112
1337	139	62	44.60	23	37	22	39
1338	431	218	50.58	72	117	94	101
1339	304	162	53.29	61	87	73	78
1340	473	349	73.78	236	68	255	65
1341	848	533	62.85	268	185	299	177
1342	191	127	66.49	77	32	83	32
1343	815	553	67.85	366	94	398	82
1344	347	240	69.16	140	58	157	47
1345	1,098	631	57.47	342	216	355	213

** COMBINED OFFICIAL CANVASS **

DALLAS COUNTY GENERAL ELECTION
NOVEMBER 5, 1996

JUSTICE, 5TH CT OF APPEALS
DIST, PL 6 - UNEX TERM

CRIMINAL DISTRICT
JUDGE, COURT NO. 5

r e g	b l t s	%	D E M O C R A T I C A N		R E P U B L I C A N		E R
			Y	Z	Y	Z	
1346	270	155	57.41	62	75	73	67
1347	551	400	72.60	291	61	307	60
1348	291	94	32.30	25	58	30	55
1349	93	53	56.99	12	32	20	26
1350	468	279	59.62	180	66	182	62
1351	28	23	82.14	20	0	20	1
1352	136	78	57.35	27	43	32	38
1353	188	95	50.53	26	58	29	52
1354	194	90	46.39	20	62	27	54
1355	557	248	44.52	57	165	75	140
1356	440	221	50.23	114	82	120	84
1357	234	88	37.61	43	35	45	32
1358	439	182	41.46	93	74	99	66
1359	395	142	35.95	59	70	63	67
1360	464	234	50.43	109	93	111	92
1361	1,133	550	48.54	142	345	189	306
1362	1,059	364	34.37	169	146	190	135
1363	12	8	66.67	5	2	4	3
1364	1,441	909	63.08	468	360	494	343
1365	4	3	75.00	2	1	3	0
1366	369	149	40.38	94	38	97	35
1367	700	271	38.71	174	66	183	58
1368	0	0	0.00	0	0	0	0
1369	1,483	753	50.78	324	334	353	310
1370	1,113	736	66.13	528	115	548	105
1371	2,392	1,118	46.74	718	254	767	256
1372	1,583	985	62.22	639	225	658	224
2201	1,275	738	57.88	451	204	457	208
2202	1,238	732	59.13	514	132	502	155
2203	3,071	1,726	56.20	1,128	390	1,156	400
2204	86	44	51.16	20	19	21	18
2205	1,399	794	56.75	456	256	471	260
2206	582	151	25.95	43	93	49	87
2207	2,374	752	31.68	401	261	394	278
2208	1,971	1,028	52.16	494	411	497	418

DALLAS COUNTY GENERAL ELECTION
NOVEMBER 5, 1996

JUSTICE, 5TH CT OF APPEALS DIST, PL 6 - UNEX TERM
CRIMINAL DISTRICT JUDGE, COURT NO. 5

	r e g	b l t s	%	P A R T Y			
				R E P U B L I C A N P A R T Y	D E M O C R A T I C P A R T Y	R E P U B L I C A N P A R T Y	D E M O C R A T I C P A R T Y
2209	2,936	1,822	62.06	1,258	368	1,276	388
2210	853	643	75.38	445	123	468	118
2211	981	611	62.28	326	206	331	207
2212	1,859	1,117	60.09	586	407	640	378
2213	2,012	670	33.30	287	300	283	308
2214	1,594	884	55.46	470	315	479	308
2215	1,182	607	51.35	43	537	50	532
2216	2,969	1,389	46.78	667	572	707	550
2217	2,318	1,677	72.35	1,216	271	1,251	268
2218	1,809	1,252	69.21	772	332	800	325
2219	1,575	1,041	66.10	620	293	670	277
2220	3,011	1,575	52.31	820	579	858	558
2221	2,366	1,230	51.99	738	358	740	367
2222	2,278	1,501	65.89	1,089	254	1,101	272
2223	2,432	1,636	67.27	907	516	958	507
2224	2,486	1,786	71.84	1,157	416	1,199	435
2225	1,364	752	55.13	356	298	382	286
2226	1,468	687	46.80	280	335	294	338
2227	1,022	689	67.42	388	208	416	197
2228	2,392	1,436	60.03	851	423	883	415
2229	966	672	69.57	401	196	413	194
2230	1,340	655	48.88	301	285	304	296
2231	775	507	65.42	272	163	289	166
2232	2,188	1,195	54.62	555	521	591	508
2233	1,100	651	59.18	360	218	365	223
2234	2,938	1,569	53.40	823	573	845	563
2235	2,929	1,435	48.99	787	482	802	490
2236	2,763	1,201	43.47	653	413	656	434
2237	1,412	886	62.75	671	138	682	142
2238	1,573	785	49.90	383	334	417	310
2239	2,254	841	37.31	347	397	391	370
2240	847	479	56.55	214	215	222	211
2241	1,127	686	60.87	426	184	452	170
2242	1,803	1,278	70.88	762	346	844	317
2243	2,631	1,870	71.08	1,119	497	1,211	457

DALLAS COUNTY GENERAL ELECTION
NOVEMBER 5, 1996

JUSTICE, 5TH CRIMINAL
CT OF APPEALS DISTRICT
DIST, PL 6 - JUDGE, COURT
UNEX TERM NO. 5

REDEMPTION CRIMINAL
DEPARTMENT DISTRICT
MAGISTRATES JUDGE, COURT
SHERIFFS CLERK
% E Y Z ER

	reg	blts	%	EY	Z	ER
2244	321	221	68.85	104	87	80
2245	1,489	677	45.47	340	277	270
2246	1,832	942	51.42	471	356	373
2247	1,365	839	61.47	515	230	230
2248	1,692	666	39.36	299	298	289
2249	976	614	62.91	433	100	105
2250	2,462	1,343	54.55	756	424	431
2251	296	192	64.86	92	82	70
2252	175	132	75.43	86	29	38
2253	999	616	61.66	299	226	205
2254	1,156	721	62.37	386	244	257
2255	2,399	1,251	52.15	731	397	387
2256	58	28	48.28	10	15	15
2257	859	490	57.04	304	120	131
2258	1,487	768	51.65	396	272	279
2259	2,536	1,482	58.44	860	442	439
2260	2,721	1,595	58.62	949	480	444
2261	2,061	1,036	50.27	505	440	444
2262	983	716	72.84	498	139	132
2263	1,651	958	58.03	475	371	373
2264	1,621	561	34.61	220	293	271
2265	1,253	762	60.81	480	182	193
2266	1,316	1,018	77.36	699	193	185
2267	1,217	594	48.81	301	228	223
2268	1,766	999	56.57	571	312	327
2269	2,926	1,433	48.97	739	548	552
2270	3,036	1,254	41.30	637	493	475
2271	1,258	924	73.45	613	206	211
2272	2,166	1,058	48.85	478	481	442
2273	2,059	1,371	66.59	753	476	452
2274	2,981	1,646	55.22	934	531	524
2275	2,807	1,427	50.84	741	551	539
2276	1,208	818	67.72	500	190	189
2277	2,677	1,861	69.52	1,102	518	506
2278	1,397	740	52.97	372	284	282

DALLAS COUNTY GENERAL ELECTION
NOVEMBER 5, 1996

JUSTICE, 5TH CT OF APPEALS
DIST, PL 6 - UNEX TERM

CRIMINAL DISTRICT
JUDGE, COURT NO. 5

REDEMPTION
REDEMPTION
REDEMPTION

	reg	blts	%	Y	Y	Z	R
2279	3,408	1,893	55.55	1,112	598	1,134	608
2280	3,804	1,955	51.39	1,030	734	1,105	689
2281	1,170	530	45.30	297	162	300	173
2282	1,891	904	47.81	449	352	475	344
2283	2,889	1,736	60.09	1,078	448	1,106	455
2284	2,692	1,546	57.43	890	453	946	442
2285	1,994	1,090	54.66	583	392	619	372
2286	3,687	1,963	53.24	1,182	569	1,230	550
2287	2,614	1,218	46.60	595	505	627	496
2288	2,273	1,274	56.05	757	391	783	383
2289	344	168	48.84	91	61	92	61
2290	219	67	30.59	9	52	12	48
2291	226	92	40.71	43	42	45	39
2292	181	60	33.15	19	39	21	37
2293	414	165	39.86	80	66	81	66
2294	1,736	848	48.85	494	265	522	259
2295	1,327	558	42.05	192	307	220	285
2296	707	469	66.34	283	123	276	145
2297	2,423	1,581	65.25	1,024	364	1,072	343
2298	2,308	1,240	53.73	697	409	714	408
2299	2,706	1,597	59.02	1,022	390	1,065	384
2300	470	290	61.70	122	129	131	129
2301	2,421	1,545	63.82	998	360	1,024	364
2302	2,197	1,148	52.25	647	380	689	360
2303	2,739	1,210	44.18	615	476	651	459
2304	2,834	1,614	56.95	1,082	383	1,111	374
2305	1,964	1,066	54.28	584	370	600	373
2306	2,157	1,287	59.67	831	321	858	307
2307	2,217	1,094	49.35	381	632	439	583
2308	2,627	936	35.63	381	483	424	456
2309	2,620	1,653	63.09	1,110	342	1,151	335
2310	1,334	403	30.21	115	249	144	223
2311	1,976	1,281	64.83	924	228	945	230
2312	23	10	43.48	8	2	8	2
2313	2,181	1,457	66.80	959	286	1,004	285

DALLAS COUNTY GENERAL ELECTION
NOVEMBER 5, 1996

JUSTICE, 5TH CRIMINAL
CT OF APPEALS DISTRICT
DIST, PL 6 - JUDGE, COURT
UNEX TERM NO. 5

REDEMPTIONS
DEMOCRATS
REPUBLICANS
DEMOCRATS
REPUBLICANS
DEMOCRATS
REPUBLICANS

	reg	total	%	REDEMPTIONS	DEMOCRATS	REPUBLICANS	DEMOCRATS	REPUBLICANS
2314	2,298	1,064	46.30	537	435	546	442	
2315	2,715	1,051	38.71	596	355	626	335	
2316	2,169	1,176	54.22	706	333	739	325	
2317	2,651	1,359	51.26	759	465	789	446	
2318	2,081	1,247	59.92	766	329	801	332	
2319	2,531	875	34.57	253	533	289	508	
2320	334	165	49.40	63	92	66	91	
2321	357	55	15.41	2	51	4	49	
2322	1,581	832	52.62	456	297	472	302	
2323	1,374	601	43.74	277	277	267	293	
2324	2,095	581	27.73	341	188	347	182	
2325	2,514	1,179	46.90	596	442	626	440	
2326	1,409	832	59.05	500	247	525	235	
2327	2,867	1,654	57.69	1,032	453	1,060	458	
2328	1,042	470	45.11	82	360	95	353	
2329	2,128	1,245	58.51	746	344	782	349	
2330	218	87	39.91	25	57	26	58	
2331	32	6	18.75	4	2	4	2	
2332	5	2	40.00	1	1	2	0	
2333	169	56	33.14	16	38	16	38	
2334	860	380	44.19	154	189	166	178	
2335	257	99	38.52	38	51	43	48	
2336	247	88	35.63	44	39	48	38	
2337	257	134	52.14	78	42	83	38	
2338	268	116	43.28	49	48	54	48	
2339	842	288	34.20	90	176	110	160	
2340	105	52	49.52	3	47	4	46	
2341	363	180	49.59	53	105	56	106	
2342	878	346	39.41	142	161	152	156	
2343	622	231	37.14	66	150	80	140	
2344	554	266	48.01	118	118	128	116	
2345	372	149	40.05	40	102	44	100	
2346	1,034	816	78.92	609	135	614	143	
2347	0	212	0.00	37	162	42	158	
2348	1,083	474	43.77	182	232	207	218	

** COMBINED OFFICIAL CANVASS **

DALLAS COUNTY GENERAL ELECTION
NOVEMBER 5, 1996

JUSTICE, 5TH CT OF APPEALS
DIST, PL 6 - UNEX TERM

CRIMINAL DISTRICT
JUDGE, COURT NO. 5

r e g	b l t s	%	D E M O C R A T I C P A R T Y		R E P U B L I C A N P A R T Y		K E R
			L E Y	E Y	R Y	E Z	
2349	583	241	41.34	107	111	113	111
2350	1,080	440	40.74	209	201	222	189
2351	2,034	865	42.53	376	373	397	377
2352	0	0	0.00	0	0	0	0
2353	330	219	66.36	159	42	155	47
2354	61	50	81.97	33	15	38	12
2355	570	384	67.37	276	60	276	68
2356	129	49	37.98	33	11	36	10
2357	696	374	53.74	186	156	214	138
2358	692	327	47.25	175	123	183	121
2359	921	458	49.73	176	224	195	218
2360	743	124	16.69	24	89	30	85
2361	128	24	18.75	8	12	9	11
2362	614	396	64.50	201	142	211	139
2363	318	172	54.09	81	80	84	75
2364	0	0	0.00	0	0	0	0
2365	75	54	72.00	28	21	24	27
2366	12	6	50.00	5	0	5	0
2367	256	175	68.36	98	59	98	60
2368	158	109	68.99	78	19	77	23
2369	0	0	0.00	0	0	0	0
2370	277	133	48.01	47	72	56	68
2371	287	178	62.02	95	64	96	66
2372	1,409	767	54.44	591	101	585	111
2373	1,145	818	71.44	621	122	622	125
2374	269	140	52.04	70	62	73	60
2375	298	105	35.23	29	68	32	66
2376	0	2	0.00	1	1	1	1
2377	119	62	52.10	23	34	30	29
2378	253	123	48.62	46	59	59	54
2379	1	0	0.00	0	0	0	0
2380	1,638	924	56.41	426	387	465	365
2381	692	488	70.52	283	139	306	137
2382	97	71	73.20	43	17	51	13
2383	157	73	46.50	38	30	42	27

** COMBINED OFFICIAL CANVASS **

DALLAS COUNTY GENERAL ELECTION
NOVEMBER 5, 1996

JUSTICE, 5TH CT OF APPEALS
DIST, PL 6 - UNEX TERM

CRIMINAL DISTRICT
JUDGE, COURT NO. 5

r e g	b l t s	%	D E M O C R A T I C A N		R E P U B L I C A N		E R
			Y	Y	Y	Z	
2384	2,473	1,296	52.41	733	428	761	424
2385	2,478	1,140	46.00	755	271	777	274
2386	1,837	973	52.97	599	287	634	260
2387	2,527	1,422	56.27	798	462	844	438
2388	3,759	2,315	61.59	1,374	691	1,455	667
2389	80	51	63.75	30	12	29	12
2390	0	1	0.00	0	1	0	1
2391	30	14	46.67	5	8	8	5
2392	30	7	23.33	2	5	3	4
2393	1,792	881	49.16	383	418	397	423
2394	1,055	450	42.65	230	181	241	172
2395	1,082	537	49.63	321	159	331	162
2396	982	605	61.61	356	182	390	165
3301	1,150	380	33.04	70	268	100	243
3302	545	293	53.76	76	189	102	171
3303	508	207	40.75	18	171	41	156
3304	1,071	416	38.84	43	342	59	319
3305	1,153	481	41.72	8	458	10	452
3306	1,116	601	53.85	233	304	277	275
3307	1,464	346	23.63	71	247	116	212
3308	3	5	166.67	3	2	3	2
3309	864	334	38.66	10	294	18	286
3310	1,516	155	10.22	64	71	75	64
3311	709	275	38.79	57	192	75	181
3312	2,882	998	34.63	274	607	345	546
3313	287	124	43.21	45	64	46	64
3314	2,585	1,274	49.28	50	1,150	74	1,132
3315	2,267	994	43.85	13	925	18	920
3316	217	83	38.25	5	72	8	69
3317	421	52	12.35	3	44	7	41
3318	2,260	1,027	45.44	19	934	27	932
3319	2,498	911	36.47	20	852	26	854
3320	796	320	40.20	7	299	8	299
3321	1,031	436	42.29	10	388	18	382
3322	1,507	702	46.58	12	656	12	659

** COMBINED OFFICIAL CANVASS **

DALLAS COUNTY GENERAL ELECTION
NOVEMBER 5, 1996

JUSTICE, 5TH CRIMINAL
CT OF APPEALS DISTRICT
DIST, PL 6 - JUDGE, COURT
UNEX TERM NO. 5

	REGISTRATION		DEMOCRATIC PARTY				REPUBLICAN PARTY			
	REG	RES	%	Y	Y	Z	ER	ER	ER	
3323	946	390	41.23	13	353	14	354			
3324	1,133	527	46.51	9	479	10	479			
3325	1,714	742	43.29	8	693	17	685			
3326	942	292	31.00	3	265	3	265			
3327	327	182	55.66	56	97	59	96			
3328	1,137	514	45.21	59	419	87	396			
3329	1,322	619	46.82	135	419	144	419			
3330	1,971	1,056	53.58	356	572	377	578			
3331	2,350	1,151	48.98	363	657	384	656			
3332	520	263	50.58	6	246	9	245			
3333	1,468	678	46.19	13	640	19	634			
3334	1,106	590	53.35	17	541	20	538			
3335	2,105	966	45.89	25	893	29	890			
3336	1,754	728	41.51	9	671	12	673			
3337	3,030	1,455	48.02	32	1,357	45	1,343			
3338	1,811	929	51.30	9	871	16	867			
3339	123	66	53.66	12	47	16	45			
3340	2,007	863	43.00	159	628	189	610			
3341	350	177	50.57	4	170	3	169			
3342	446	171	38.34	47	103	48	104			
3343	2,861	1,326	46.35	210	1,005	267	956			
3344	1,825	768	42.08	164	547	189	523			
3345	870	352	40.46	41	288	41	278			
3346	2,080	773	37.16	292	416	316	402			
3347	2,812	1,132	40.26	555	474	583	462			
3348	1,475	602	40.81	13	569	12	568			
3349	510	180	35.29	8	160	8	161			
3350	477	200	41.93	41	143	52	134			
3351	61	23	37.70	1	21	2	20			
3352	868	483	55.65	167	254	181	238			
3353	948	358	37.76	42	272	88	235			
3354	1,179	547	46.40	190	296	194	301			
3355	1,887	853	45.20	317	428	358	407			
3356	2,798	1,402	50.11	61	1,274	69	1,272			
3357	1,814	902	49.72	21	843	33	831			

** COMBINED OFFICIAL CANVASS **

DALLAS COUNTY GENERAL ELECTION
NOVEMBER 5, 1996

JUSTICE, 5TH CT OF APPEALS
DIST, PL 6 - UNEX TERM

CRIMINAL DISTRICT
JUDGE, COURT NO. 5

REDEMPTIONS
DEMOCRATS
REPUBLICANS
DEMOCRATS
REPUBLICANS

	reg	total	%	Y	Y	Z	R
3358	822	334	40.63	132	159	133	166
3359	891	384	43.10	148	184	158	179
3360	2,750	1,256	45.67	669	433	688	437
3361	277	138	49.82	21	101	25	102
3362	1,247	488	39.13	15	449	14	450
3363	2,742	1,341	48.91	21	1,257	42	1,232
3364	527	150	28.46	40	95	51	87
3365	338	156	46.15	42	100	47	95
3366	492	110	22.36	2	95	3	94
3367	2,258	1,361	60.27	44	1,245	63	1,229
3368	1,488	856	57.53	14	809	25	802
3369	2,705	1,095	40.48	60	982	83	965
3370	1,453	657	45.22	198	366	214	363
3371	1,510	672	44.50	17	613	19	610
3372	2,461	1,049	42.62	29	980	48	963
3373	3,152	1,626	51.59	608	821	732	731
3374	2,775	1,476	53.19	36	1,350	51	1,332
3375	2,674	1,175	43.94	17	1,106	36	1,088
3376	1,947	788	40.47	13	736	25	726
3377	1,222	556	45.50	14	521	19	517
3378	2,124	795	37.43	12	749	17	742
3379	463	206	44.49	8	189	9	188
3380	1,214	586	48.27	11	553	20	548
3381	1,070	456	42.62	14	424	21	416
3382	2,141	1,029	48.06	64	903	96	878
3383	2,280	1,079	47.32	50	947	63	946
3384	1,978	1,097	55.46	51	980	63	971
3385	1,070	431	40.28	8	400	10	397
3386	884	434	49.10	238	140	250	134
3387	48	8	16.67	2	6	3	5
3388	256	87	33.98	29	38	35	34
3389	1,240	682	55.00	38	611	44	608
3390	576	246	42.71	7	233	8	232
3391	610	396	64.92	178	177	195	166
3392	1,501	697	46.44	17	647	28	640

** COMBINED OFFICIAL CANVASS **

DALLAS COUNTY GENERAL ELECTION
NOVEMBER 5, 1996

JUSTICE, 5TH CRIMINAL
CT OF APPEALS DISTRICT
DIST, PL 6 - JUDGE, COURT
UNEX TERM NO. 5

r e g	b l t s	%	D E M O C R A T I C A N S		R E P U B L I C A N S		K E R
			E L E Y	E L E Y	E L E Y	E L E Y	
3393	1,698	650	38.28	326	276	335	273
3394	1,777	1,061	59.71	25	1,005	24	1,012
3395	44	6	13.64	1	5	1	5
3396	1,497	820	54.78	333	383	396	344
3397	1,328	677	50.98	19	623	27	618
3398	235	95	40.43	32	52	33	52
3399	1,515	729	48.12	279	365	346	325
3400	472	128	27.12	15	107	16	107
3401	548	280	51.09	77	173	81	176
3402	528	212	40.15	36	161	42	157
3403	17	16	94.12	5	9	5	10
3404	756	509	67.33	250	191	260	193
3405	1,206	459	38.06	81	341	89	339
3406	2,038	1,287	63.15	651	493	713	457
3407	802	578	72.07	310	187	322	192
3408	170	76	44.71	30	43	33	39
3409	3	2	66.67	1	1	1	1
3410	1,132	666	58.83	195	417	210	408
3411	110	71	64.55	19	49	20	49
3412	2,347	1,512	64.42	612	749	680	718
3413	423	254	60.05	81	154	90	151
3414	618	348	56.31	65	254	86	246
3415	139	78	56.12	19	49	28	44
3416	497	190	38.23	38	143	36	146
3417	3	3	100.00	2	1	2	1
3418	189	92	48.68	20	64	23	63
3419	317	208	65.62	118	68	128	61
3420	197	38	19.29	14	21	14	21
3421	314	179	57.01	32	130	33	126
3422	43	10	23.26	0	10	1	9
3423	1	1	100.00	0	1	0	1
3424	632	215	34.02	5	189	18	180
3425	1,044	562	53.83	189	289	272	243
3426	0	0	0.00	0	0	0	0
3427	146	41	28.08	1	37	1	37

DALLAS COUNTY GENERAL ELECTION
NOVEMBER 5, 1996

JUSTICE, 5TH CT OF APPEALS
DIST, PL 6 - UNEX TERM

CRIMINAL DISTRICT
JUDGE, COURT NO. 5

REDEMPTION
REDEMPTION
REDEMPTION

	reg	total	%	REDEMPTION	REDEMPTION	REDEMPTION	REDEMPTION
3428	968	276	28.51	1	262	3	259
3429	778	267	34.32	6	238	8	235
3430	259	78	30.12	5	58	20	50
3431	488	152	31.15	11	125	16	123
3432	10	6	60.00	0	6	0	6
3433	3	2	66.67	0	2	0	2
3434	1,712	766	44.74	164	528	241	472
3435	1,529	635	41.53	7	606	9	604
3436	81	29	35.80	14	11	17	9
3437	714	427	59.80	20	390	20	388
3438	1,605	458	28.54	94	327	126	299
3439	109	57	52.29	14	35	19	30
3440	33	4	12.12	2	2	1	2
3441	164	75	45.73	9	60	19	53
3442	42	12	28.57	2	10	2	10
3443	1,557	826	53.05	367	359	420	319
3444	1,928	998	51.76	70	864	72	863
3445	1,515	844	55.71	56	740	65	737
3446	6	2	33.33	0	1	0	1
3447	520	265	50.96	117	115	142	93
3448	1,285	593	46.15	23	535	31	531
3449	245	90	36.73	10	74	15	69
3450	29	26	89.66	15	10	17	7
3451	418	258	61.72	158	75	177	63
3452	308	106	34.42	27	73	40	61
3453	1,489	814	54.67	193	552	236	512
3454	172	63	36.63	4	58	6	56
3455	412	154	37.38	4	140	14	128
3456	98	36	36.73	13	17	16	15
3457	222	93	41.89	34	48	37	46
3458	341	148	43.40	35	91	44	89
3459	288	111	38.54	4	97	6	97
3460	235	65	27.66	4	61	10	55
3461	183	13	7.10	4	9	6	7
3462	22	1	4.55	0	1	0	1

** COMBINED OFFICIAL CANVASS **

DALLAS COUNTY GENERAL ELECTION
NOVEMBER 5, 1996

JUSTICE, 5TH CT OF APPEALS
DIST, PL 6 - UNEX TERM
CRIMINAL DISTRICT
JUDGE, COURT NO. 5

REDEMPTION / REPAYMENT / REDEMPTION / REDEMPTION / REPAYMENT / REPAYMENT / REPAYMENT
MOSLEY / MCGRAW / MCVAR / MCVAR / MCVAR / MCVAR / MCVAR
L E Y / R Y / R Z / R K E

	r e g	b l t s	%	E Y	R Y	R Z	R K E
3463	803	234	29.14	50	171	61	158
3464	729	199	27.30	8	175	9	174
3465	247	98	39.68	21	64	29	61
3466	703	282	40.11	168	88	175	76
3467	232	98	42.24	16	75	12	80
3468	823	253	30.74	39	188	50	179
3469	6	0	0.00	0	0	0	0
3470	9	5	55.56	5	0	5	0
3471	887	300	33.82	53	230	67	218
3472	792	416	52.53	71	311	98	285
3473	882	505	57.26	145	304	178	282
3474	270	100	37.04	14	81	16	79
3475	106	72	67.92	30	38	32	36
3476	1,028	459	44.65	41	402	49	394
3477	315	145	46.03	26	110	32	105
3478	1,781	996	55.92	235	650	264	636
3479	362	216	59.67	52	143	58	139
3480	3,248	1,446	44.52	174	1,179	202	1,155
3481	2,136	959	44.90	46	854	91	817
3482	2,476	1,653	66.76	190	1,340	223	1,307
3483	2,280	1,468	64.39	238	1,141	275	1,113
3484	2,389	1,319	55.21	127	1,118	156	1,094
3485	2,287	1,545	67.56	254	1,179	286	1,173
3486	2,383	976	40.96	508	419	518	410
3487	702	250	35.61	11	223	15	225
3488	1,860	816	43.87	26	753	33	746
3489	1,007	351	34.86	10	325	11	324
3490	410	134	32.68	5	123	5	123
3491	236	70	29.66	24	37	24	38
3492	281	144	51.25	1	133	3	130
3493	278	140	50.36	2	134	5	130
3494	0	1	0.00	0	1	1	0
3495	741	292	39.41	4	270	5	271
3496	13	0	0.00	0	0	0	0
3497	222	59	26.58	1	54	4	52

DALLAS COUNTY GENERAL ELECTION
NOVEMBER 5, 1996

JUSTICE, 5TH CT OF APPEALS
DIST, PL 6 - UNEX TERM
CRIMINAL DISTRICT
JUDGE, COURT NO. 5

r e g	b l t s	%	D E M O C R A T I C A N				R E P U B L I C A N			
			R E P U B L I C A N	D E M O C R A T I C A N	R E P U B L I C A N	D E M O C R A T I C A N	R E P U B L I C A N	D E M O C R A T I C A N	R E P U B L I C A N	D E M O C R A T I C A N
3498	248	139	56.05	38	92	38	92			
3499	1,262	322	25.52	19	285	17	286			
3500	224	26	11.61	7	16	4	21			
3501	414	128	30.92	26	95	31	90			
3502	97	4	4.12	1	3	2	2			
3503	442	259	58.60	89	147	86	151			
3504	134	68	50.75	24	40	24	41			
3505	182	84	46.15	15	67	19	64			
3506	478	223	46.65	60	140	63	142			
3507	70	46	65.71	16	24	17	22			
3508	230	108	46.96	5	94	8	93			
3509	174	49	28.16	12	34	12	34			
3510	57	23	40.35	8	12	10	11			
3511	137	70	51.09	16	45	19	45			
3512	0	0	0.00	0	0	0	0			
3513	2	0	0.00	0	0	0	0			
3514	390	179	45.90	57	99	63	98			
3515	290	169	58.28	49	112	59	102			
3516	659	228	34.60	36	173	47	162			
3517	48	12	25.00	3	9	4	8			
3518	224	44	19.64	10	30	9	32			
3519	1	0	0.00	0	0	0	0			
3520	269	168	62.45	29	129	37	120			
3521	541	191	35.30	62	108	65	110			
3522	314	127	40.45	32	82	38	78			
3523	945	370	39.15	44	300	61	289			
3524	236	31	13.14	7	19	8	19			
3525	3	1	33.33	0	1	0	1			
3526	853	351	41.15	56	257	90	232			
3527	350	154	44.00	25	116	35	111			
3528	147	52	35.37	17	33	21	29			
3529	95	43	45.26	13	27	15	26			
3530	500	211	42.20	65	111	71	111			
3531	254	138	54.33	76	42	87	36			
3532	285	125	43.86	9	106	16	102			

** COMBINED OFFICIAL CANVASS **

DALLAS COUNTY GENERAL ELECTION
NOVEMBER 5, 1996

JUSTICE, 5TH CT OF APPEALS
DIST, PL 6 - UNEX TERM

CRIMINAL DISTRICT
JUDGE, COURT NO. 5

r e g	b l t s	%	D E M O C R A T I C P A R T Y				R E P U B L I C A N P A R T Y				
			R E P U B L I C A N P A R T Y	D E M O C R A T I C P A R T Y	R E P U B L I C A N P A R T Y	D E M O C R A T I C P A R T Y	R E P U B L I C A N P A R T Y	D E M O C R A T I C P A R T Y	R E P U B L I C A N P A R T Y	D E M O C R A T I C P A R T Y	
3533	1,248	500	40.06	142	303	142	307				
3534	449	189	42.09	1	176	4	174				
3535	367	197	53.68	22	162	18	167				
3536	0	0	0.00	0	0	0	0				
3537	44	13	29.55	1	10	1	9				
3538	32	10	31.25	2	8	5	5				
3539	317	67	21.14	19	43	22	40				
3540	203	103	50.74	8	88	10	86				
3541	39	15	38.46	7	4	7	4				
3542	954	353	37.00	6	333	11	328				
3543	545	255	46.79	106	107	122	102				
3544	837	511	61.05	250	203	262	191				
3545	248	51	20.56	8	40	9	39				
3546	442	168	38.01	54	90	61	85				
3547	479	271	56.58	93	132	103	130				
3548	1	0	0.00	0	0	0	0				
3549	40	22	55.00	5	15	8	11				
3550	10	10	100.00	5	4	5	4				
3551	127	54	42.52	5	39	6	39				
3552	0	0	0.00	0	0	0	0				
3553	59	25	42.37	2	21	2	23				
3554	2	0	0.00	0	0	0	0				
3555	0	0	0.00	0	0	0	0				
3556	148	62	41.89	14	44	13	45				
3557	298	111	37.25	51	50	56	48				
3558	1,563	731	46.77	339	268	356	278				
3559	945	299	31.64	136	124	138	126				
3560	170	73	42.94	25	40	28	37				
3561	701	305	43.51	9	279	10	280				
3562	585	184	31.45	72	87	68	94				
3563	16	3	18.75	2	1	2	1				
3564	185	65	35.14	17	41	16	41				
3565	344	81	23.55	11	68	11	69				
3566	155	75	48.39	33	30	34	29				
3567	304	155	50.99	8	126	12	124				

DALLAS COUNTY GENERAL ELECTION
NOVEMBER 5, 1996

JUSTICE, 5TH CT OF APPEALS
DIST, PL 6 - UNEX TERM

CRIMINAL DISTRICT
JUDGE, COURT NO. 5

REDEMPTION
REDEMPTION
REDEMPTION

	reg	total	%	REDEMPTION	REDEMPTION	REDEMPTION	REDEMPTION
3568	212	80	37.74	24	44	25	46
3569	476	247	51.89	81	142	86	141
3570	0	0	0.00	0	0	0	0
3571	1,563	613	39.22	250	304	278	281
3572	886	244	27.54	10	220	14	217
3573	497	225	45.27	76	127	76	132
4401	2,551	1,359	53.27	700	474	713	483
4402	3,712	2,157	58.11	1,140	700	1,215	731
4403	2,775	1,457	52.50	728	570	762	545
4404	1,177	419	35.60	168	208	193	184
4405	792	505	63.76	77	403	104	378
4406	2,720	1,751	64.38	1,100	428	1,107	451
4407	2,844	1,198	42.12	565	531	585	520
4408	838	410	48.93	216	159	216	162
4409	1,500	601	40.07	203	332	214	330
4410	1,226	515	42.01	192	280	187	288
4411	2,590	928	35.83	102	704	229	613
4412	1,065	372	34.93	109	230	117	226
4413	2,181	1,277	58.55	728	418	780	389
4414	1,748	955	54.63	503	340	532	338
4415	2,806	1,563	55.70	803	589	847	562
4416	1,105	397	35.93	58	323	73	310
4417	1,675	1,042	62.21	617	286	643	303
4418	1,336	933	69.84	446	370	476	350
4419	533	278	52.16	79	168	105	145
4420	644	433	67.24	226	148	236	141
4421	1,647	849	51.55	344	435	357	429
4422	1,061	393	37.04	71	287	80	281
4423	1,492	745	49.93	308	365	319	358
4424	1,988	923	46.43	385	445	400	437
4425	2,244	1,124	50.09	527	494	554	481
4426	1,296	568	43.83	176	328	189	328
4427	2,462	1,096	44.52	322	685	402	622
4428	1,146	309	26.96	95	187	117	172
4429	1,557	659	42.32	181	411	236	366

DALLAS COUNTY GENERAL ELECTION
NOVEMBER 5, 1996

JUSTICE, 5TH CT OF APPEALS DIST, PL 6 - UNEX TERM
CRIMINAL DISTRICT JUDGE, COURT NO. 5

REDEMPTION CRIMINAL DISTRICT JUDGE, COURT NO. 5

	reg	blts	%	REDEMPTION	CRIMINAL DISTRICT JUDGE, COURT NO. 5	CRIMINAL DISTRICT JUDGE, COURT NO. 5	CRIMINAL DISTRICT JUDGE, COURT NO. 5
4430	1,066	596	55.91	220	307	251	286
4431	1,229	538	43.78	116	384	167	341
4432	2,489	1,007	40.46	239	658	301	607
4433	938	391	41.68	188	159	195	161
4434	1,844	877	47.56	269	520	328	464
4435	1,279	509	39.80	95	344	125	316
4436	547	257	46.98	133	91	140	90
4437	1,859	842	45.29	381	382	398	373
4438	1,280	587	45.86	235	286	265	259
4439	1,694	795	46.93	263	454	325	404
4440	171	77	45.03	32	26	34	30
4441	2,080	1,195	57.45	607	461	608	478
4442	544	272	50.00	127	122	134	116
4443	2,204	1,233	55.94	679	425	715	410
4444	1,036	586	56.56	122	423	139	410
4445	1,410	898	63.69	309	505	344	476
4446	1,795	878	48.91	449	330	485	322
4447	395	287	72.66	139	113	146	113
4448	479	297	62.00	111	159	132	139
4449	885	542	61.24	358	119	354	127
4450	536	191	35.63	87	81	91	75
4451	541	66	12.20	13	52	14	51
4452	1,549	705	45.51	324	284	341	289
4453	2,617	1,414	54.03	818	433	830	456
4454	1,045	542	51.87	174	319	189	310
4455	415	121	29.16	30	84	39	75
4456	1,573	642	40.81	304	272	342	243
4457	240	103	42.92	49	44	54	41
4458	758	364	48.02	100	238	119	227
4459	931	357	38.35	139	176	158	159
4460	2,327	863	37.09	201	601	219	593
4461	1,808	1,046	57.85	682	241	685	266
4462	1,124	758	67.44	472	203	499	197
4463	404	250	61.88	86	140	98	135
4464	2,735	1,607	58.76	919	481	939	497

** COMBINED OFFICIAL CANVASS **

DALLAS COUNTY GENERAL ELECTION
NOVEMBER 5, 1996

JUSTICE, 5TH CT OF APPEALS
DIST, PL 6 - UNEX TERM

CRIMINAL DISTRICT
JUDGE, COURT NO. 5

REDEMPTION
MOSLEY
DEMPSEY
REDEMPTION
REDEMPTION
REDEMPTION

	reg	total	%	REDEMPTION	REDEMPTION	REDEMPTION	REDEMPTION
4465	1,547	999	64.58	583	290	625	289
4466	2,349	1,210	51.51	657	405	680	402
4467	1,544	988	63.99	530	318	560	328
4468	546	331	60.62	188	108	182	119
4469	1,905	786	41.26	191	540	254	489
4470	979	492	50.26	129	316	156	296
4471	766	500	65.27	225	215	255	209
4472	1,947	923	47.41	449	382	469	374
4473	1,853	1,060	57.20	608	309	634	311
4474	2,206	1,244	56.39	652	459	669	464
4475	1,765	998	56.54	560	292	597	294
4476	2,580	1,669	64.69	1,066	421	1,109	413
4477	114	20	17.54	10	9	11	8
4478	2,378	1,420	59.71	627	649	696	616
4479	353	194	54.96	5	182	5	181
4480	1,728	919	53.18	485	326	515	319
4481	1,557	833	53.50	467	266	497	255
4482	434	169	38.94	74	78	76	77
4483	2,634	1,497	56.83	712	654	783	594
4484	2,261	1,185	52.41	594	467	630	442
4485	3,014	1,758	58.33	1,042	537	1,067	545
4486	1,957	1,168	59.68	625	436	655	419
4487	2,267	1,480	65.28	1,016	313	1,056	313
4488	993	547	55.09	285	199	301	194
4489	2,336	1,167	49.96	615	410	631	425
4490	1,160	769	66.29	441	248	452	245
4491	1,726	963	55.79	114	801	139	777
4492	3,216	1,883	58.55	1,053	664	1,097	647
4493	1,689	795	47.07	509	181	547	171
4494	1,737	906	52.16	226	618	270	579
4495	1,721	915	53.17	522	285	528	301
4496	1,262	450	35.66	184	193	193	200
4497	51	16	31.37	7	8	6	9
4498	0	1	0.00	0	1	0	1
4499	3,485	1,860	53.37	710	974	794	934

** COMBINED OFFICIAL CANVASS **

DALLAS COUNTY GENERAL ELECTION
NOVEMBER 5, 1996

JUSTICE, 5TH CT OF APPEALS
DIST, PL 6 - UNEX TERM

CRIMINAL DISTRICT
JUDGE, COURT NO. 5

REDEMPTION
MOSLEY
REDEMPTION
REDEMPTION
REDEMPTION
REDEMPTION

	reg	blts	%	LEY	RY	ZE	KER
4500	0	0	0.00	0	0	0	0
4501	2,210	979	44.30	571	304	580	311
4502	841	317	37.69	130	153	141	150
4503	913	327	35.82	67	232	80	225
4504	1,125	690	61.33	181	473	193	464
4505	1,674	974	58.18	654	225	674	228
4506	24	17	70.83	9	6	10	6
4507	1,530	837	54.71	478	254	489	247
4508	1,990	851	42.76	393	389	418	376
4509	2,653	1,324	49.91	469	761	506	729
4510	1,962	1,106	56.37	228	778	272	750
4511	764	254	33.25	72	155	93	135
4512	2,228	1,426	64.00	854	434	881	428
4513	1,265	710	56.13	329	329	346	319
4514	1,102	702	63.70	407	216	419	220
4515	1,060	395	37.26	231	131	241	128
4516	1,654	1,023	61.85	712	217	709	235
4517	2,546	1,581	62.10	918	522	974	500
4518	179	96	53.63	26	59	31	57
4519	1,610	940	58.39	488	365	510	369
4520	2,345	924	39.40	436	394	463	385
4521	786	297	37.79	147	125	159	121
4522	357	183	51.26	55	108	60	107
4523	0	0	0.00	0	0	0	0
4524	0	1	0.00	0	1	0	1
4525	304	108	35.53	45	51	51	47
4526	540	289	53.52	117	148	117	144
4527	116	73	62.93	37	30	36	32
4528	36	8	22.22	1	6	2	6
4529	240	47	19.58	25	18	27	16
4530	75	37	49.33	18	15	19	15
4531	0	0	0.00	0	0	0	0
4532	0	0	0.00	0	0	0	0
4533	96	51	53.13	15	27	13	28
4534	912	593	65.02	368	155	377	149

DALLAS COUNTY GENERAL ELECTION
NOVEMBER 5, 1996

JUSTICE, 5TH CT OF APPEALS
DIST, PL 6 - UNEX TERM
CRIMINAL DISTRICT
JUDGE, COURT NO. 5

r e g	b l t s	%	D E M O C R A T I C P A R T Y				
			R E P U B L I C A N P A R T Y	D E M O C R A T I C P A R T Y	R E P U B L I C A N P A R T Y	D E M O C R A T I C P A R T Y	
4535	0	1	0.00	1	0	1	0
4536	53	17	32.08	11	6	8	9
4537	240	153	63.75	66	65	66	66
4538	1,794	1,060	59.09	711	202	754	196
4539	385	194	50.39	99	71	103	69
4540	208	134	64.42	92	30	90	28
4541	0	1	0.00	0	0	0	0
4542	1,635	1,001	61.22	505	415	545	394
4543	463	212	45.79	119	72	121	73
4544	0	1	0.00	0	0	0	0
4545	424	111	26.18	41	63	46	59
4546	397	147	37.03	44	85	47	85
4547	1,863	746	40.04	412	222	453	210
4548	378	141	37.30	38	92	48	84
4549	2,173	1,239	57.02	755	336	805	323
4550	318	107	33.65	26	72	29	70
4551	333	91	27.33	26	58	30	58
4552	291	141	48.45	69	63	85	46
4553	217	83	38.25	38	35	34	40
4554	60	37	61.67	17	15	19	14
4555	251	111	44.22	42	63	47	58
4556	0	0	0.00	0	0	0	0
4557	287	91	31.71	41	41	45	38
4558	1,974	1,016	51.47	525	391	570	375
4559	50	20	40.00	7	10	6	12
4560	411	185	45.01	68	108	71	104
4561	214	151	70.56	98	29	104	28
4562	443	136	30.70	49	67	59	62
4563	1,696	602	35.50	230	311	244	307
4564	443	131	29.57	43	70	51	66
4565	214	77	35.98	34	31	36	30
4566	313	130	41.53	62	64	67	59
4567	573	279	48.69	138	119	144	116
4568	733	457	62.35	247	164	246	170
4569	0	0	0.00	0	0	0	0

** COMBINED OFFICIAL CANVASS **

DALLAS COUNTY GENERAL ELECTION
NOVEMBER 5, 1996

JUSTICE, 5TH CT OF APPEALS
DIST, PL 6 - UNEX TERM

CRIMINAL DISTRICT
JUDGE, COURT NO. 5

r e g	b l t s	%	D E M O C R A T I C A N				R E P U B L I C A N			
			R E P U B L I C A N	D E M O C R A T I C A N	R E P U B L I C A N	D E M O C R A T I C A N	R E P U B L I C A N	D E M O C R A T I C A N	R E P U B L I C A N	D E M O C R A T I C A N
4570	0	1	0.00	0	1	0	1			
4571	733	326	44.47	135	166	153	152			
4572	494	166	33.60	62	90	68	89			
4573	0	0	0.00	0	0	0	0			
4574	204	119	58.33	40	68	45	63			
4575	1	1	100.00	1	0	1	0			
4576	0	1	0.00	1	0	1	0			
4577	351	58	16.52	6	45	10	43			
4578	56	12	21.43	2	8	3	7			
4579	262	113	43.13	35	73	41	69			
4580	244	117	47.95	28	79	37	71			
4581	476	141	29.62	29	95	39	86			
4582	896	388	43.30	104	236	133	218			
4583	0	1	0.00	0	1	1	0			
4584	4	1	25.00	0	1	0	1			
4585	553	364	65.82	222	103	229	104			
4586	1,335	767	57.45	347	349	376	329			
4587	1,324	578	43.66	225	292	262	262			
4588	1,367	769	56.25	419	286	417	289			
4589	50	9	18.00	0	9	0	9			
4590	342	147	42.98	49	84	60	73			
4591	3	9	300.00	1	6	1	6			
4592	320	162	50.63	17	133	22	130			
4593	335	111	33.13	58	42	72	34			
4594	392	194	49.49	50	132	53	131			
4595	472	282	59.75	99	153	112	144			
4596	1,373	776	56.52	154	552	170	538			
4597	275	140	50.91	40	81	50	72			
4598	464	222	47.84	70	125	79	121			
4599	118	72	61.02	28	32	30	31			
4600	374	160	42.78	47	98	60	84			
4601	194	89	45.88	43	42	52	32			
4602	308	116	37.66	50	61	62	50			
4603	624	386	61.86	179	180	194	168			
4604	5	3	60.00	2	0	3	0			

DALLAS COUNTY GENERAL ELECTION
NOVEMBER 5, 1996

JUSTICE, 5TH CT OF APPEALS DIST, PL 6 - UNEX TERM CRIMINAL DISTRICT JUDGE, COURT NO. 5

REDEMPTION DEPOSIT REDEMPTION DEPOSIT

	reg	lets	%	LEY	RY	ZE	KER
4605	2,060	1,193	57.91	594	481	650	461
4606	1	2	200.00	1	1	1	1
4607	177	75	42.37	34	31	33	33
4608	0	0	0.00	0	0	0	0
4609	226	123	54.42	59	50	65	45
4610	436	139	31.88	32	97	33	98
4611	309	115	37.22	105	4	104	6
4612	40	6	15.00	4	2	5	1
4613	1,389	693	49.89	227	404	246	397
4614	268	139	51.87	96	28	95	28
4615	1,897	1,156	60.94	517	492	558	490
4616	523	179	34.23	63	99	74	92
4617	651	240	36.87	86	142	91	138
4618	920	505	54.89	235	232	241	231
4619	1,104	655	59.33	417	161	421	166
4620	0	0	0.00	0	0	0	0
4621	473	174	36.79	20	148	22	146
4622	138	78	56.52	27	46	29	45
4623	156	70	44.87	17	43	19	42
4624	749	372	49.67	101	229	122	211
4625	1,097	681	62.08	348	234	353	240
4626	1,584	833	52.59	433	323	475	297
4627	626	326	52.08	139	166	151	158
4628	308	205	66.56	124	60	130	57
4629	815	462	56.69	259	129	263	137
4630	447	239	53.47	95	127	102	124
4631	394	149	37.82	70	55	79	52
4632	274	135	49.27	41	84	56	73
4633	0	1	0.00	0	1	0	1
4634	484	250	51.65	123	113	129	107
4635	820	437	53.29	269	117	295	113
4636	107	59	55.14	25	33	24	35
4637	0	0	0.00	0	0	0	0
4638	601	353	58.74	209	99	207	100
4639	3	0	0.00	0	0	0	0

** COMBINED OFFICIAL CANVASS **

DALLAS COUNTY GENERAL ELECTION
NOVEMBER 5, 1996

JUSTICE, 5TH CT OF APPEALS
DIST, PL 6 - UNEX TERM

CRIMINAL DISTRICT
JUDGE, COURT NO. 5

REDEMPTION
DEMOCRATS

REDEMPTION
DEMOCRATS

REDEMPTION
DEMOCRATS

	reg	total	%	Y	Y	Z	ER
4640	147	80	54.42	12	59	11	61
4641	722	251	34.76	142	77	152	71
4642	147	44	29.93	14	27	17	24
4643	270	127	47.04	29	88	45	75
4644	650	339	52.15	161	144	164	147
4645	45	24	53.33	5	17	5	17
4646	618	297	48.06	3	282	5	280
4647	208	92	44.23	43	39	47	37
4648	1,410	815	57.80	422	302	448	294
4649	1,515	473	31.22	180	241	202	231
4650	1,567	725	46.27	322	296	341	301
4651	1,661	1,008	60.69	223	713	268	681
4652	234	141	60.26	96	26	99	33
00LB	0	188	0.00	41	51	38	52

Election Wide	1059853	562,439	53.07	272,507	229,680	288,970	223,878
County wide	1059853	562,251	53.05	272,466	229,629	288,932	223,826
Cong. Dist 3	213,310	116,057	54.41	66,692	36,522	69,287	36,040
Cong. Dist 4	6,152	3,089	50.21	1,904	868	1,962	861
Cong. Dist 5	174,673	92,930	53.20	46,044	36,308	49,442	34,861
Cong. Dist 6	9,059	5,449	60.15	3,099	1,758	3,249	1,732
Cong. Dist 24	132,229	67,836	51.30	31,022	30,122	33,140	29,093
Cong. Dist 26	229,379	137,485	59.94	86,710	33,761	91,220	32,867
Cong. Dist 30	295,051	139,405	47.25	36,995	90,290	40,632	88,372
State Br ED Dist 11	41,847	24,158	57.73	14,033	7,604	14,592	7,573
State Br Ed Dist 12	597,506	339,890	56.88	202,513	96,995	212,360	95,228
State Br Ed Dist 13	420,500	198,203	47.14	55,920	125,030	61,980	121,025
State Sen. Dist 2	98,063	43,989	44.86	14,479	24,853	16,460	23,621
State Sen. Dist 8	204,811	123,593	60.34	76,500	31,023	80,904	30,561
State Sen. Dist 9	153,842	81,823	53.19	47,184	25,350	49,341	24,824
State Sen. Dist 16	340,109	187,573	55.15	106,291	60,604	110,836	59,371
State Sen. Dist 23	263,028	125,273	47.63	28,012	87,799	31,391	85,449
State Rep Dist 99	84,812	46,391	54.70	29,120	11,618	30,631	11,273
State Rep Dist 100	58,454	27,126	46.41	7,769	16,819	8,398	16,538

** COMBINED OFFICIAL CANVASS **

DALLAS COUNTY GENERAL ELECTION
NOVEMBER 5, 1996

JUSTICE, 5TH CRIMINAL
CT OF APPEALS DISTRICT
DIST, PL 6 - JUDGE, COURT
UNEX TERM NO. 5

REDEMPTION REMPLACEMENT
R E D R E D
P M M P A E
M O M A L M
S G C L V R
E A A R U
L R R C
E Y Y Z E
%

	r	b	%	Y	Y	Z	E
	e	l					
	g	t					R
	s	s					E
State Rep Dist 101	69,077	36,361	52.64	20,278	12,049	21,122	11,918
State Rep Dist 102	71,724	41,931	58.46	25,130	11,562	26,439	11,359
State Rep Dist 103	48,021	22,501	46.86	8,831	11,273	9,930	10,544
State Rep Dist 104	36,857	14,772	40.08	3,915	9,450	4,874	8,721
State Rep Dist 105	54,825	24,840	45.31	9,308	12,830	9,906	12,684
State Rep Dist 106	65,446	34,122	52.14	17,478	13,081	18,242	12,902
State Rep Dist 107	61,053	29,956	49.07	12,188	14,262	13,866	13,215
State Rep Dist 108	86,314	55,201	63.95	36,265	12,689	37,855	12,273
State Rep Dist 109	65,536	31,645	48.29	7,698	21,451	8,386	21,055
State Rep Dist 110	68,953	36,481	52.91	9,353	24,381	10,055	24,052
State Rep Dist 111	67,865	34,665	51.08	9,926	22,069	10,816	21,559
State Rep Dist 112	69,721	40,498	58.09	24,322	11,458	25,144	11,405
State Rep Dist 113	74,239	39,614	53.36	23,210	12,243	24,050	12,045
State Rep Dist 114	76,956	46,147	59.97	27,675	12,394	29,218	12,283
County Comm Dist 1	310,470	184,126	59.31	112,544	48,879	118,598	47,491
County Comm Dist 2	274,007	147,792	53.94	82,803	48,772	86,419	47,910
County Comm Dist 3	228,587	103,885	45.45	18,219	77,593	21,007	75,765
County Comm Dist 4	246,789	126,448	51.24	58,900	54,385	62,908	52,660
JP/Con Pct 1 Pl 1	177,794	105,044	59.08	60,256	32,727	63,666	31,633
JP/Con Pct 2 Pl 1	142,900	75,605	52.91	44,166	22,284	46,390	21,772
JP/Con Pct 3 Pl 1	157,207	95,404	60.69	57,482	25,705	60,625	25,320
Con Pct 4	123,231	64,769	52.56	37,211	20,603	38,515	20,325
JP/Con Pct 5 Pl 1	174,511	91,405	52.38	48,520	33,240	50,588	32,901
JP/Con Pct 6 Pl 1	65,191	25,944	39.80	5,909	17,597	7,449	16,415
Con Pct 7	95,932	47,853	49.88	9,419	35,070	10,656	34,171
JP/Con Pct 8 Pl 1	123,087	56,227	45.68	9,503	42,403	11,043	41,289

DALLAS COUNTY GENERAL ELECTION
NOVEMBER 5, 1996

JUDGE, COUNTY
COURT AT LAW,
NO. 2 - UNEXP
TERM

SHERIFF

D
 E
 M
 R
 E
 P
 D
 E
 M
 L
 I
 B
 W
 A
 D
 E

R
 E
 P
 L
 O
 P
 E
 Z

B
 A
 R
 I
 L
 I
 C
 H

R
 E
 P
 B
 O
 W
 L
 E
 S

L
 A
 L
 L
 E
 N

L
 I
 B
 W
 A
 D
 E

	g	s	%	Z	H	S	N	E
1101	2,865	1,876	65.48	1,196	460	1,259	331	116
1102	2,939	1,792	60.97	1,077	510	1,168	377	108
1103	2,623	1,788	68.17	1,152	401	1,253	307	63
1104	2,524	1,693	67.08	1,003	458	1,132	348	71
1105	2,244	1,408	62.75	764	486	786	403	113
1106	1,574	1,071	68.04	651	283	735	191	55
1107	2,773	2,068	74.58	1,376	452	1,512	320	74
1108	2,771	1,673	60.38	864	588	935	469	124
1109	231	93	40.26	45	36	45	29	13
1110	2,265	1,611	71.13	997	414	1,073	321	77
1111	2,225	1,523	68.45	871	449	970	321	92
1112	1,283	690	53.78	376	240	393	192	52
1113	905	398	43.98	160	193	166	166	29
1114	2,212	1,211	54.75	652	407	697	315	93
1115	635	410	64.57	226	142	236	115	23
1116	2,946	1,245	42.26	676	422	723	337	77
1117	1,215	752	61.89	427	228	465	184	35
1118	1,256	801	63.77	440	266	460	220	60
1119	2,459	1,471	59.82	726	567	777	485	82
1120	870	338	38.85	99	201	106	186	24
1121	682	397	58.21	158	190	181	151	31
1122	2,456	1,606	65.39	1,034	375	1,155	238	98
1123	2,764	1,772	64.11	1,069	460	1,149	358	95
1124	1,508	965	63.99	548	299	598	216	60
1125	306	97	31.70	38	46	44	41	8
1126	1,674	999	59.68	416	470	456	385	77
1127	1,390	969	69.71	463	361	550	271	58
1128	1,013	746	73.64	410	227	476	176	29
1129	2,454	1,748	71.23	1,126	426	1,229	311	82
1130	2,489	1,867	75.01	1,173	464	1,311	332	68
1131	1,999	1,539	76.99	1,025	319	1,129	222	49
1132	1,524	959	62.93	507	346	538	291	50
1133	1,458	1,095	75.10	729	216	810	154	21
1134	1,466	1,075	73.33	622	314	697	230	41

DALLAS COUNTY GENERAL ELECTION
NOVEMBER 5, 1996

	JUDGE, COUNTY COURT AT LAW, NO. 2 - UNEXP TERM			SHERIFF				
	reg	bls	%	Z	H	S	N	E
1135	1,073	822	76.61	425	283	478	226	31
1136	1,471	955	64.92	532	328	569	250	66
1137	1,717	1,144	66.63	569	433	642	343	62
1138	2,372	1,690	71.25	957	538	1,043	428	87
1139	1,217	422	34.68	92	298	93	276	28
1140	1,936	1,405	72.57	821	390	945	272	65
1141	1,211	744	61.44	329	314	360	260	53
1142	1,801	1,227	68.13	649	435	706	354	66
1143	1,489	1,052	70.65	653	269	697	185	71
1144	1,196	863	72.16	560	182	611	132	33
1145	521	381	73.13	294	50	307	33	14
1146	1,438	1,074	74.69	654	273	734	202	41
1147	1,842	1,214	65.91	717	343	761	269	63
1148	2,437	1,521	62.41	674	668	755	577	73
1149	2,745	1,605	58.47	768	593	816	490	106
1150	2,706	1,533	56.65	639	648	700	551	116
1151	705	529	75.04	282	172	326	137	16
1152	569	165	29.00	26	126	18	124	11
1153	1,965	999	50.84	309	548	321	458	117
1154	1,488	1,034	69.49	502	365	561	291	66
1155	1,912	1,173	61.35	38	1,042	32	1,046	21
1156	984	597	60.67	167	349	185	328	36
1157	2,046	1,494	73.02	933	357	1,075	269	46
1158	174	71	40.80	31	28	30	21	9
1159	1,226	751	61.26	339	317	381	268	45
1160	653	450	68.91	308	90	344	55	15
1161	2,241	1,459	65.10	954	330	1,031	270	45
1162	1,586	1,270	80.08	1,020	120	1,082	86	23
1163	3,091	2,312	74.80	1,718	306	1,852	214	69
1164	2,580	1,909	73.99	1,464	239	1,547	172	40
1165	1,309	1,018	77.77	764	146	831	99	25
1166	1,213	872	71.89	488	282	555	227	36
1167	2,731	1,599	58.55	911	510	958	404	109
1168	855	591	69.12	356	156	381	114	27

DALLAS COUNTY GENERAL ELECTION
NOVEMBER 5, 1996

JUDGE, COUNTY
COURT AT LAW,
NO. 2 - UNEXP
TERM

SHERIFF

D
 E
 M
 R
 E
 P
 D
 E
 M
 L
 I
 B
 W
 A
 D
 R
 E
 P
 L
 O
 P
 E
 Z
 B
 A
 R
 I
 L
 I
 C
 H
 W
 L
 E
 S
 A
 L
 E
 N
 W
 A
 D
 E

	reg	blts	%	Z	H	S	N	E
1169	294	7	2.38	4	1	4	2	0
1170	1,013	704	69.50	432	187	469	139	37
1171	3,004	2,032	67.64	1,486	296	1,590	222	55
1172	2,703	1,756	64.96	1,242	320	1,326	234	59
1173	2,453	1,169	47.66	715	328	741	250	81
1174	1,704	891	52.29	539	238	603	183	39
1175	2,767	1,551	56.05	946	411	1,025	314	67
1176	2,291	1,689	73.72	1,081	402	1,192	283	67
1177	3,095	1,584	51.18	805	567	848	454	105
1178	1,751	805	45.97	360	343	405	278	60
1179	443	215	48.53	87	104	99	90	8
1180	2,803	1,441	51.41	789	433	824	361	77
1181	1,548	98	6.33	50	37	51	31	4
1182	1,399	591	42.24	310	211	303	191	41
1183	1,882	1,201	63.82	739	320	785	259	66
1184	1,874	964	51.44	530	327	556	264	74
1185	1,948	1,226	62.94	704	368	778	291	58
1186	2,208	1,409	63.81	826	351	915	255	62
1187	1,188	883	74.33	635	143	686	108	18
1188	1,935	1,211	62.58	676	405	735	329	56
1189	1,206	766	63.52	434	250	470	208	23
1190	1,087	380	34.96	169	168	178	146	21
1191	2,322	1,282	55.21	401	721	441	632	90
1192	11	2	18.18	0	2	0	2	0
1193	0	0	0.00	0	0	0	0	0
1194	1,260	572	45.40	297	200	323	161	30
1195	0	1	0.00	1	0	1	0	0
1196	1,850	1,350	72.97	968	228	1,039	163	36
1197	1,108	876	79.06	641	125	692	87	14
1198	1,847	1,337	72.39	1,022	169	1,099	108	34
1199	2,373	1,378	58.07	757	451	806	356	111
1200	3,479	1,945	55.91	1,008	672	1,072	552	131
1201	1,739	1,108	63.71	651	308	730	219	58
1202	2,591	1,593	61.48	950	461	1,038	336	87

DALLAS COUNTY GENERAL ELECTION
NOVEMBER 5, 1996

JUDGE, COUNTY
COURT AT LAW,
NO. 2 - UNEXP
TERM

SHERIFF

D
 E
 M
 R
 E
 P
 D
 E
 M
 L
 I
 B
 W
 A
 D
 E

R
 E
 P
 L
 O
 P
 E
 Z

B
 A
 R
 I
 L
 I
 C
 H

R
 E
 P
 B
 O
 W
 L
 E
 S

L
 A
 L
 E
 N

I
 B
 W
 A
 D
 E

	reg	bls	%	Z	H	S	N	E
1203	1,370	969	70.73	762	100	813	72	24
1204	1,907	1,221	64.03	785	283	857	210	52
1205	1,831	1,318	71.98	904	245	994	168	46
1206	1,789	1,143	63.89	685	334	757	235	61
1207	1,251	843	67.39	551	180	613	121	28
1208	2,004	1,369	68.31	846	351	924	272	48
1209	2,080	1,306	62.79	725	391	797	299	57
1210	3,170	1,985	62.62	1,203	543	1,332	393	96
1211	2,910	1,331	45.74	694	483	720	407	75
1212	1,241	803	64.71	610	122	637	87	23
1213	1,005	401	39.90	106	263	92	244	38
1214	2,793	1,536	54.99	914	436	985	337	79
1215	210	90	42.86	41	38	45	32	7
1216	626	421	67.25	205	164	224	146	17
1217	347	195	56.20	94	74	108	52	19
1218	859	502	58.44	257	178	285	132	44
1219	1,505	1,146	76.15	656	340	763	250	42
1220	1,680	1,008	60.00	570	310	620	241	56
1221	1,821	806	44.26	396	327	410	273	53
1222	2,588	1,618	62.52	1,002	367	1,078	266	92
1223	2,533	1,622	64.03	979	403	1,064	301	79
1224	2,434	1,553	63.80	978	388	1,035	282	92
1225	2,648	1,434	54.15	815	425	845	330	99
1226	1,986	980	49.35	554	311	586	238	70
1227	2,304	1,640	71.18	1,053	385	1,157	304	48
1228	2,488	1,492	59.97	922	396	977	285	90
1229	886	439	49.55	256	112	267	93	21
1230	1,601	977	61.02	564	302	616	223	56
1231	2,709	1,350	49.83	777	431	828	319	90
1232	3,239	1,387	42.82	686	529	730	425	86
1233	718	201	27.99	54	130	53	119	15
1234	2	2	100.00	0	1	1	0	0
1235	2,558	1,609	62.90	1,053	378	1,093	293	92
1236	1,091	640	58.66	404	164	433	132	26

DALLAS COUNTY GENERAL ELECTION
NOVEMBER 5, 1996

JUDGE, COUNTY
COURT AT LAW,
NO. 2 - UNEXP
TERM

SHERIFF

	JUDGE, COUNTY COURT AT LAW, NO. 2 - UNEXP TERM			SHERIFF				
	R E P L O P E Z			D E M B A R I L I C H R E P B O W L E S D E M L E N L I B W A D E				
	r e g	b l t s	%	Z	H	S	N	E
1237	2,755	1,329	48.24	864	327	885	251	85
1238	3,824	2,072	54.18	1,154	648	1,213	522	123
1239	14	1	7.14	0	1	1	0	0
1240	49	38	77.55	19	11	19	12	2
1241	8	36	450.00	1	1	2	0	0
1242	708	367	51.84	198	117	223	79	28
1243	463	252	54.43	120	106	134	85	13
1244	348	200	57.47	91	85	103	69	15
1245	78	44	56.41	22	16	27	9	4
1246	0	0	0.00	0	0	0	0	0
1247	147	66	44.90	31	26	35	17	6
1248	3	1	33.33	1	0	1	0	0
1249	155	113	72.90	89	15	93	10	3
1250	21	14	66.67	7	7	7	7	0
1251	252	71	28.17	19	46	12	48	5
1252	573	241	42.06	113	93	114	81	18
1253	85	47	55.29	18	24	19	24	1
1254	366	211	57.65	97	80	121	60	13
1255	207	64	30.92	27	31	25	31	4
1256	34	21	61.76	5	16	4	16	1
1257	61	40	65.57	22	12	26	9	1
1258	929	568	61.14	337	165	370	126	18
1259	112	80	71.43	45	24	51	20	1
1260	559	310	55.46	174	100	180	85	18
1261	147	48	32.65	19	22	18	19	6
1262	200	45	22.50	11	30	13	26	3
1263	0	0	0.00	0	0	0	0	0
1264	550	260	47.27	97	140	85	145	16
1265	7	4	57.14	1	3	1	3	0
1266	0	1	0.00	1	0	1	0	0
1267	190	85	44.74	31	46	30	44	4
1268	2,441	1,536	62.93	1,028	319	1,092	219	76
1269	87	37	42.53	13	18	13	19	1
1270	974	365	37.47	111	211	119	188	25

DALLAS COUNTY GENERAL ELECTION
NOVEMBER 5, 1996

JUDGE, COUNTY
COURT AT LAW,
NO. 2 - UNEXP
TERM

SHERIFF

	JUDGE, COUNTY COURT AT LAW, NO. 2 - UNEXP TERM			SHERIFF					
	R E P L O P E Z			D E M B A R I L I C H R E P B O W L E S D E M L E N L I B W A D E					
	r	b	%						
	e	l							
	g	t							
	s	s							
1271	3	1	33.33	0	1	0	1	0	
1272	385	169	43.90	58	94	63	79	13	
1273	8	2	25.00	0	2	0	2	0	
1274	1,262	685	54.28	356	234	376	191	47	
1275	6	1	16.67	1	0	1	0	0	
1276	337	237	70.33	165	45	183	34	5	
1277	1,098	490	44.63	201	243	195	222	42	
1278	0	0	0.00	0	0	0	0	0	
1279	155	95	61.29	30	48	35	46	2	
1280	1,574	1,084	68.87	686	249	705	204	51	
1281	1,067	613	57.45	316	232	337	184	53	
1282	1,004	590	58.76	292	215	300	175	60	
1283	251	91	36.25	20	60	19	53	11	
1284	80	34	42.50	15	17	15	17	1	
1285	429	213	49.65	98	92	106	76	13	
1286	996	270	27.11	186	46	205	33	5	
1287	1,477	1,092	73.93	694	221	781	154	39	
1288	280	209	74.64	159	27	171	18	7	
1289	3	2	66.67	2	0	2	0	0	
1290	378	279	73.81	193	47	216	28	11	
1291	0	0	0.00	0	0	0	0	0	
1292	1,806	641	35.49	177	393	170	363	58	
1293	222	98	44.14	48	40	52	39	4	
1294	0	49	0.00	18	25	16	26	1	
1295	1,251	446	35.65	133	278	128	259	34	
1296	1,043	253	24.26	70	151	73	139	18	
1297	545	213	39.08	65	123	73	106	16	
1298	1,431	581	40.60	198	312	216	281	38	
1299	600	296	49.33	107	163	106	150	21	
1300	11	5	45.45	2	2	3	1	0	
1301	234	114	48.72	44	56	43	49	12	
1302	1,506	263	17.46	152	88	159	83	7	
1303	1,389	693	49.89	354	265	391	223	34	
1304	184	507	275.54	198	254	209	218	41	

DALLAS COUNTY GENERAL ELECTION
NOVEMBER 5, 1996

JUDGE, COUNTY
COURT AT LAW,
NO. 2 - UNEXP
TERM

SHERIFF

	JUDGE, COUNTY COURT AT LAW, NO. 2 - UNEXP TERM			SHERIFF				
	R E P L O P E Z			D E M B A R I L I C H				
	R E P L O P E Z			R E P B O W L E S				
	R E P L O P E Z			D E M L I B W A D E				
	r e g	b l t s	%	Z	H	S	N	E
1305	807	342	42.38	115	178	119	161	29
1306	644	403	62.58	245	114	269	86	19
1307	21	17	80.95	8	8	9	7	0
1308	844	632	74.88	403	156	448	111	23
1309	677	250	36.93	96	128	95	122	16
1310	63	51	80.95	36	9	41	8	1
1311	145	13	8.97	3	9	2	9	2
1312	850	633	74.47	456	124	508	88	7
1313	4	1	25.00	1	0	1	0	0
1314	33	14	42.42	5	7	5	4	2
1315	62	37	59.68	18	13	22	8	0
1316	995	652	65.53	362	212	397	162	39
1317	951	636	66.88	258	319	276	299	25
1318	372	271	72.85	149	86	174	65	13
1319	2	1	50.00	1	0	1	0	0
1320	491	324	65.99	204	82	216	76	5
1321	0	0	0.00	0	0	0	0	0
1322	1,684	628	37.29	288	266	279	238	51
1323	155	106	68.39	70	29	80	15	5
1324	685	303	44.23	135	140	137	122	23
1325	222	86	38.74	45	34	48	25	6
1326	507	292	57.59	171	89	161	88	15
1327	5	2	40.00	0	1	0	1	0
1328	585	352	60.17	157	160	158	152	17
1329	2,626	1,582	60.24	1,053	342	1,083	283	73
1330	129	93	72.09	48	32	60	24	4
1331	1,670	1,016	60.84	606	298	620	267	50
1332	95	19	20.00	7	12	4	11	2
1333	13	4	30.77	0	2	3	0	0
1334	93	29	31.18	15	10	16	9	2
1335	730	99	13.56	40	46	47	33	9
1336	407	207	50.86	65	119	63	114	10
1337	139	62	44.60	22	39	20	38	3
1338	431	218	50.58	84	110	70	107	24

DALLAS COUNTY GENERAL ELECTION
NOVEMBER 5, 1996

JUDGE, COUNTY
COURT AT LAW,
NO. 2 - UNEXP
TERM SHERIFF

DEMPER
R E P L O P E Z
B A R I L W L E S
D E M A L L E N
L I B W A D E

	r	b	%	E	C	S	N	E
	e	l		Z	H			
	g	t						
		s						
1339	304	162	53.29	57	89	63	84	5
1340	473	349	73.78	234	79	254	51	11
1341	848	533	62.85	261	200	276	166	41
1342	191	127	66.49	77	37	85	27	5
1343	815	553	67.85	351	105	383	87	14
1344	347	240	69.16	135	63	158	52	7
1345	1,098	631	57.47	304	246	351	187	38
1346	270	155	57.41	56	85	61	65	15
1347	551	400	72.60	276	81	308	52	12
1348	291	94	32.30	27	54	22	55	6
1349	93	53	56.99	14	31	16	26	6
1350	468	279	59.62	172	71	187	56	10
1351	28	23	82.14	18	1	20	0	1
1352	136	78	57.35	32	38	30	41	0
1353	188	95	50.53	22	61	21	56	5
1354	194	90	46.39	21	62	20	57	6
1355	557	248	44.52	55	163	57	146	20
1356	440	221	50.23	106	87	109	78	16
1357	234	88	37.61	41	36	44	32	2
1358	439	182	41.46	87	76	92	57	23
1359	395	142	35.95	51	76	48	56	28
1360	464	234	50.43	91	109	107	80	20
1361	1,133	550	48.54	153	333	155	297	43
1362	1,059	364	34.37	159	151	152	142	32
1363	12	8	66.67	4	3	3	2	2
1364	1,441	909	63.08	419	393	470	317	57
1365	4	3	75.00	3	0	2	1	0
1366	369	149	40.38	82	50	88	38	8
1367	700	271	38.71	171	73	165	67	12
1368	0	0	0.00	0	0	0	0	0
1369	1,483	753	50.78	307	354	334	306	48
1370	1,113	736	66.13	465	165	514	106	38
1371	2,392	1,118	46.74	683	318	711	249	58
1372	1,583	985	62.22	576	280	622	216	60

DALLAS COUNTY GENERAL ELECTION
NOVEMBER 5, 1996

JUDGE, COUNTY
COURT AT LAW,
NO. 2 - UNEXP
TERM

SHERIFF

D
 E
 M
 R
 E
 P
 D
 E
 M
 L
 I
 B
 W
 A
 D
 E

R
 E
 P
 L
 O
 P
 E
 Z

B
 A
 R
 I
 L
 I
 C
 H

W
 O
 B
 O
 W
 L
 E
 S

L
 A
 L
 L
 E
 N

W
 A
 D
 E

	reg	bls	%	Z	H	S	N	E
2201	1,275	738	57.88	413	238	446	218	28
2202	1,238	732	59.13	449	179	476	155	42
2203	3,071	1,726	56.20	1,026	483	1,109	386	96
2204	86	44	51.16	20	18	25	15	1
2205	1,399	794	56.75	400	306	432	240	63
2206	582	151	25.95	45	89	39	88	11
2207	2,374	752	31.68	341	317	395	245	58
2208	1,971	1,028	52.16	439	472	480	397	65
2209	2,936	1,822	62.06	1,126	476	1,249	367	80
2210	853	643	75.38	403	156	465	101	28
2211	981	611	62.28	303	225	327	194	41
2212	1,859	1,117	60.09	555	433	607	366	68
2213	2,012	670	33.30	264	317	290	292	34
2214	1,594	884	55.46	420	359	475	292	49
2215	1,182	607	51.35	47	529	39	539	10
2216	2,969	1,389	46.78	602	623	646	538	96
2217	2,318	1,677	72.35	1,112	345	1,234	256	55
2218	1,809	1,252	69.21	696	398	800	288	64
2219	1,575	1,041	66.10	568	333	650	266	40
2220	3,011	1,575	52.31	730	648	795	537	109
2221	2,366	1,230	51.99	671	410	768	331	44
2222	2,278	1,501	65.89	999	330	1,081	247	65
2223	2,432	1,636	67.27	833	568	948	463	84
2224	2,486	1,786	71.84	1,060	509	1,211	379	67
2225	1,364	752	55.13	326	327	364	266	63
2226	1,468	687	46.80	267	352	284	310	40
2227	1,022	689	67.42	349	237	406	178	50
2228	2,392	1,436	60.03	764	480	878	382	76
2229	966	672	69.57	351	233	404	171	47
2230	1,340	655	48.88	258	321	300	253	56
2231	775	507	65.42	249	183	298	146	24
2232	2,188	1,195	54.62	518	554	561	484	77
2233	1,100	651	59.18	334	235	378	196	28
2234	2,938	1,569	53.40	753	610	854	518	82

DALLAS COUNTY GENERAL ELECTION
NOVEMBER 5, 1996

JUDGE, COUNTY
COURT AT LAW,
NO. 2 - UNEXP
TERM

SHERIFF

D
 E
 M
 R
 E
 P
 D
 E
 M
 L
 I
 B
 W
 A
 D
 E

R
 E
 P
 L
 O
 P
 E
 Z

B
 A
 R
 I
 L
 I
 C
 H

W
 L
 E
 S

L
 E
 N

W
 A
 D
 E

	reg	blts	%	Z	H	S	N	E
2235	2,929	1,435	48.99	709	551	803	447	82
2236	2,763	1,201	43.47	577	489	638	389	84
2237	1,412	886	62.75	614	175	699	118	22
2238	1,573	785	49.90	346	361	371	303	57
2239	2,254	841	37.31	328	412	333	387	50
2240	847	479	56.55	197	226	195	203	36
2241	1,127	686	60.87	388	213	426	174	33
2242	1,803	1,278	70.88	711	377	815	286	60
2243	2,631	1,870	71.08	1,039	569	1,159	446	89
2244	321	221	68.85	98	86	109	71	19
2245	1,489	677	45.47	304	302	332	257	43
2246	1,832	942	51.42	432	384	499	325	48
2247	1,365	839	61.47	460	282	542	213	23
2248	1,692	666	39.36	263	327	292	276	43
2249	976	614	62.91	392	125	454	94	21
2250	2,462	1,343	54.55	684	496	762	406	72
2251	296	192	64.86	90	81	101	72	4
2252	175	132	75.43	80	36	90	30	6
2253	999	616	61.66	286	249	314	193	52
2254	1,156	721	62.37	352	283	372	247	47
2255	2,399	1,251	52.15	656	464	711	393	65
2256	58	28	48.28	8	15	10	13	3
2257	859	490	57.04	264	153	302	120	21
2258	1,487	768	51.65	353	307	407	248	48
2259	2,536	1,482	58.44	801	485	864	412	71
2260	2,721	1,595	58.62	892	540	900	449	125
2261	2,061	1,036	50.27	449	487	472	425	79
2262	983	716	72.84	450	179	512	119	31
2263	1,651	958	58.03	430	417	492	348	57
2264	1,621	561	34.61	203	306	195	270	58
2265	1,253	762	60.81	440	231	505	155	36
2266	1,316	1,018	77.36	636	232	737	169	31
2267	1,217	594	48.81	255	261	304	214	27
2268	1,766	999	56.57	500	374	583	284	55

DALLAS COUNTY GENERAL ELECTION
NOVEMBER 5, 1996

JUDGE, COUNTY
COURT AT LAW,
NO. 2 - UNEXP
TERM

SHERIFF

D
 E
 M
 R
 E
 P
 D
 E
 M
 L
 I
 B
 W
 A
 D
 E

R
 E
 P
 L
 O
 P
 E
 Z

B
 A
 R
 I
 L
 I
 C
 H

W
 L
 E
 S

L
 L
 E
 N

W
 A
 D
 E

	reg	bls	%	Z	H	S	N	E
2269	2,926	1,433	48.97	664	608	714	526	95
2270	3,036	1,254	41.30	589	531	622	464	82
2271	1,258	924	73.45	565	249	637	183	34
2272	2,166	1,058	48.85	469	481	496	427	59
2273	2,059	1,371	66.59	712	515	799	421	68
2274	2,981	1,646	55.22	830	607	926	505	110
2275	2,807	1,427	50.84	659	618	679	535	114
2276	1,208	818	67.72	451	226	525	163	46
2277	2,677	1,861	69.52	972	599	1,159	478	70
2278	1,397	740	52.97	344	306	385	250	49
2279	3,408	1,893	55.55	1,016	675	1,061	587	116
2280	3,804	1,955	51.39	922	827	955	708	160
2281	1,170	530	45.30	257	201	309	156	19
2282	1,891	904	47.81	396	387	454	331	55
2283	2,889	1,736	60.09	941	562	1,048	444	103
2284	2,692	1,546	57.43	812	527	926	421	75
2285	1,994	1,090	54.66	536	434	538	362	104
2286	3,687	1,963	53.24	1,096	652	1,132	565	117
2287	2,614	1,218	46.60	563	549	567	481	91
2288	2,273	1,274	56.05	692	440	780	357	59
2289	344	168	48.84	79	68	98	53	4
2290	219	67	30.59	10	52	5	49	8
2291	226	92	40.71	45	39	42	38	4
2292	181	60	33.15	18	38	21	33	4
2293	414	165	39.86	72	73	79	57	15
2294	1,736	848	48.85	458	293	494	253	41
2295	1,327	558	42.05	191	307	205	291	23
2296	707	469	66.34	246	161	301	118	19
2297	2,423	1,581	65.25	936	429	1,010	356	75
2298	2,308	1,240	53.73	614	486	652	402	89
2299	2,706	1,597	59.02	921	480	996	367	104
2300	470	290	61.70	111	135	137	117	17
2301	2,421	1,545	63.82	895	447	956	382	74
2302	2,197	1,148	52.25	612	420	633	358	78

DALLAS COUNTY GENERAL ELECTION
NOVEMBER 5, 1996

JUDGE, COUNTY
COURT AT LAW,
NO. 2 - UNEXP
TERM

SHERIFF

D
 E
 M
 R
 E
 P
 D
 E
 M
 L
 I
 B
 W
 A
 D
 E

R
 E
 P
 L
 O
 P
 E
 Z

B
 A
 R
 I
 L
 I
 C
 H

W
 O
 B
 O
 W
 L
 E
 S

L
 A
 L
 L
 E
 N

W
 A
 W
 A
 D
 E

r
 e
 g
 i
 s
 t
 e
 r
 s
 %

2303	2,739	1,210	44.18	555	527	589	460	80
2304	2,834	1,614	56.95	986	454	1,064	369	72
2305	1,964	1,066	54.28	528	425	566	326	94
2306	2,157	1,287	59.67	765	367	808	298	84
2307	2,217	1,094	49.35	366	632	353	599	72
2308	2,627	936	35.63	359	494	374	464	49
2309	2,620	1,653	63.09	1,007	428	1,113	330	61
2310	1,334	403	30.21	116	246	106	236	32
2311	1,976	1,281	64.83	841	290	919	217	58
2312	23	10	43.48	8	2	8	2	0
2313	2,181	1,457	66.80	856	379	948	287	77
2314	2,298	1,064	46.30	471	484	533	408	55
2315	2,715	1,051	38.71	528	419	572	341	70
2316	2,169	1,176	54.22	624	390	693	313	73
2317	2,651	1,359	51.26	683	530	742	411	103
2318	2,081	1,247	59.92	689	400	759	326	73
2319	2,531	875	34.57	246	541	259	495	57
2320	334	165	49.40	57	97	64	85	8
2321	357	55	15.41	2	51	2	50	1
2322	1,581	832	52.62	381	370	447	284	54
2323	1,374	601	43.74	235	313	261	274	39
2324	2,095	581	27.73	303	214	323	179	31
2325	2,514	1,179	46.90	532	497	587	417	75
2326	1,409	832	59.05	445	292	484	246	44
2327	2,867	1,654	57.69	968	523	1,016	434	103
2328	1,042	470	45.11	81	363	79	351	23
2329	2,128	1,245	58.51	661	421	727	353	70
2330	218	87	39.91	18	63	22	50	11
2331	32	6	18.75	4	2	4	2	0
2332	5	2	40.00	2	0	2	0	0
2333	169	56	33.14	14	41	12	39	4
2334	860	380	44.19	138	200	150	169	32
2335	257	99	38.52	41	49	38	51	2
2336	247	88	35.63	38	47	41	38	7

DALLAS COUNTY GENERAL ELECTION
NOVEMBER 5, 1996

JUDGE, COUNTY
COURT AT LAW,
NO. 2 - UNEXP
TERM

SHERIFF

			D					
			E		R			
		R	M		E		D	
		E	B		P		E	L
		P	A		B		M	I
		L	R		O		A	B
		O	I		W		L	W
		P	L		L		L	A
		E	I		E		E	D
		Z	C		H		S	N

	r	b	%	Z	H	S	N	E
	e	l						
	g	t						
		s						
2337	257	134	52.14	72	46	75	40	7
2338	268	116	43.28	45	53	48	46	9
2339	842	288	34.20	84	175	83	152	32
2340	105	52	49.52	3	47	4	44	3
2341	363	180	49.59	51	106	54	106	5
2342	878	346	39.41	125	174	127	165	21
2343	622	231	37.14	62	157	65	130	24
2344	554	266	48.01	106	128	111	107	25
2345	372	149	40.05	38	104	33	98	13
2346	1,034	816	78.92	550	173	623	125	28
2347	0	212	0.00	32	166	35	158	12
2348	1,083	474	43.77	179	235	188	215	34
2349	583	241	41.34	95	122	109	99	15
2350	1,080	440	40.74	181	223	202	181	37
2351	2,034	865	42.53	336	408	387	356	58
2352	0	0	0.00	0	0	0	0	0
2353	330	219	66.36	140	58	158	40	11
2354	61	50	81.97	32	17	33	12	5
2355	570	384	67.37	248	89	291	54	16
2356	129	49	37.98	32	12	37	7	2
2357	696	374	53.74	180	162	188	141	23
2358	692	327	47.25	163	133	165	115	24
2359	921	458	49.73	153	243	178	201	44
2360	743	124	16.69	28	86	24	86	6
2361	128	24	18.75	8	12	10	9	0
2362	614	396	64.50	166	172	216	122	27
2363	318	172	54.09	70	88	77	67	18
2364	0	0	0.00	0	0	0	0	0
2365	75	54	72.00	23	27	26	23	2
2366	12	6	50.00	5	0	4	1	0
2367	256	175	68.36	89	66	95	58	8
2368	158	109	68.99	61	35	68	23	10
2369	0	0	0.00	0	0	0	0	0
2370	277	133	48.01	50	70	50	68	8

DALLAS COUNTY GENERAL ELECTION
NOVEMBER 5, 1996

JUDGE, COUNTY
COURT AT LAW,
NO. 2 - UNEXP
TERM

SHERIFF

	JUDGE, COUNTY COURT AT LAW, NO. 2 - UNEXP TERM			SHERIFF				
	REG	BLG	%	DEMP	REPB	DEML	LIWA	
2371	287	178	62.02	88	68	95	54	12
2372	1,409	767	54.44	528	147	585	107	23
2373	1,145	818	71.44	563	150	624	105	23
2374	269	140	52.04	62	70	65	63	7
2375	298	105	35.23	25	71	31	61	7
2376	0	2	0.00	1	1	1	1	0
2377	119	62	52.10	18	40	22	32	5
2378	253	123	48.62	47	60	50	57	9
2379	1	0	0.00	0	0	0	0	0
2380	1,638	924	56.41	382	425	437	352	63
2381	692	488	70.52	257	161	299	129	19
2382	97	71	73.20	38	20	47	11	4
2383	157	73	46.50	38	30	40	25	4
2384	2,473	1,296	52.41	664	485	713	417	75
2385	2,478	1,140	46.00	676	349	721	263	81
2386	1,837	973	52.97	546	321	572	274	64
2387	2,527	1,422	56.27	734	516	751	456	107
2388	3,759	2,315	61.59	1,265	785	1,347	681	119
2389	80	51	63.75	28	12	33	9	4
2390	0	1	0.00	0	1	0	1	0
2391	30	14	46.67	4	8	6	6	2
2392	30	7	23.33	1	6	2	3	2
2393	1,792	881	49.16	350	454	388	374	69
2394	1,055	450	42.65	204	206	230	154	36
2395	1,082	537	49.63	301	184	297	169	28
2396	982	605	61.61	312	218	341	184	40
3301	1,150	380	33.04	88	257	63	239	43
3302	545	293	53.76	83	187	76	173	24
3303	508	207	40.75	26	165	23	167	6
3304	1,071	416	38.84	41	341	37	313	39
3305	1,153	481	41.72	10	453	7	454	8
3306	1,116	601	53.85	204	336	230	286	37
3307	1,464	346	23.63	100	226	71	230	25
3308	3	5	166.67	3	2	2	2	1

DALLAS COUNTY GENERAL ELECTION
NOVEMBER 5, 1996

JUDGE, COUNTY
COURT AT LAW,
NO. 2 - UNEXP
TERM

SHERIFF

D
 E
 M
 R
 E
 P
 D
 E
 M
 L
 I
 B
 W
 A
 D
 R
 E
 P
 B
 A
 R
 I
 L
 O
 W
 L
 E
 S
 L
 E
 N
 E
 P
 L
 O
 P
 E
 Z
 I
 C
 H
 I
 S
 L
 E
 N
 E
 D
 %
 r
 e
 g
 i
 s
 t
 e
 r
 s
 b
 l
 o
 c
 k
 s

	reg	bl	%	DEMP	REPB	DEML	REPL	DEML
3309	864	334	38.66	12	289	9	292	5
3310	1,516	155	10.22	61	74	62	69	9
3311	709	275	38.79	64	183	62	178	17
3312	2,882	998	34.63	280	597	269	558	78
3313	287	124	43.21	40	70	39	56	18
3314	2,585	1,274	49.28	48	1,149	45	1,139	32
3315	2,267	994	43.85	14	916	9	930	9
3316	217	83	38.25	5	71	6	71	1
3317	421	52	12.35	5	43	2	42	4
3318	2,260	1,027	45.44	16	936	12	932	22
3319	2,498	911	36.47	16	852	13	856	13
3320	796	320	40.20	7	298	11	291	6
3321	1,031	436	42.29	11	386	9	385	11
3322	1,507	702	46.58	14	653	7	657	10
3323	946	390	41.23	10	356	9	355	5
3324	1,133	527	46.51	7	476	7	479	5
3325	1,714	742	43.29	8	691	10	692	8
3326	942	292	31.00	2	265	3	264	1
3327	327	182	55.66	54	98	67	86	15
3328	1,137	514	45.21	64	407	74	393	22
3329	1,322	619	46.82	125	421	159	392	21
3330	1,971	1,056	53.58	329	604	380	539	56
3331	2,350	1,151	48.98	326	691	404	615	56
3332	520	263	50.58	4	247	4	241	9
3333	1,468	678	46.19	15	638	13	628	12
3334	1,106	590	53.35	17	536	17	542	7
3335	2,105	966	45.89	23	893	20	886	15
3336	1,754	728	41.51	5	671	3	670	15
3337	3,030	1,455	48.02	30	1,343	26	1,347	22
3338	1,811	929	51.30	9	865	8	869	13
3339	123	66	53.66	8	53	14	43	4
3340	2,007	863	43.00	169	614	143	618	46
3341	350	177	50.57	4	164	5	166	4
3342	446	171	38.34	47	100	51	89	14

DALLAS COUNTY GENERAL ELECTION
NOVEMBER 5, 1996

JUDGE, COUNTY
COURT AT LAW,
NO. 2 - UNEXP
TERM

SHERIFF

D
 E
 M
 R
 E
 P
 D
 E
 M
 L
 I
 B
 W
 A
 D
 E

R
 E
 P
 L
 O
 P
 E
 Z

B
 A
 R
 I
 L
 I
 C
 H

W
 L
 E
 S

L
 L
 E
 N

W
 A
 D
 E

r
 e
 g
 i
 s
 t
 e
 r
 s
 %

3343	2,861	1,326	46.35	216	997	217	967	59
3344	1,825	768	42.08	156	547	164	523	30
3345	870	352	40.46	33	287	39	274	17
3346	2,080	773	37.16	265	436	286	391	49
3347	2,812	1,132	40.26	488	524	538	426	96
3348	1,475	602	40.81	11	569	12	564	11
3349	510	180	35.29	6	163	7	159	3
3350	477	200	41.93	49	138	41	139	7
3351	61	23	37.70	2	20	0	20	2
3352	868	483	55.65	146	261	170	243	26
3353	948	358	37.76	88	237	30	277	10
3354	1,179	547	46.40	174	306	207	267	36
3355	1,887	853	45.20	305	437	333	390	58
3356	2,798	1,402	50.11	58	1,269	62	1,268	17
3357	1,814	902	49.72	24	831	23	829	14
3358	822	334	40.63	125	167	126	149	30
3359	891	384	43.10	135	189	169	165	17
3360	2,750	1,256	45.67	599	486	692	380	85
3361	277	138	49.82	17	104	22	102	2
3362	1,247	488	39.13	12	451	13	448	8
3363	2,742	1,341	48.91	26	1,241	19	1,247	19
3364	527	150	28.46	45	90	41	91	7
3365	338	156	46.15	35	103	44	92	10
3366	492	110	22.36	2	95	2	96	0
3367	2,258	1,361	60.27	43	1,233	37	1,247	19
3368	1,488	856	57.53	13	805	18	803	12
3369	2,705	1,095	40.48	64	968	56	980	17
3370	1,453	657	45.22	183	375	219	329	45
3371	1,510	672	44.50	16	611	13	620	7
3372	2,461	1,049	42.62	32	970	24	979	14
3373	3,152	1,626	51.59	586	832	621	711	143
3374	2,775	1,476	53.19	36	1,343	34	1,347	16
3375	2,674	1,175	43.94	18	1,097	21	1,099	14
3376	1,947	788	40.47	12	732	13	734	11

DALLAS COUNTY GENERAL ELECTION
NOVEMBER 5, 1996

JUDGE, COUNTY
COURT AT LAW,
NO. 2 - UNEXP
TERM

SHERIFF

D
 E
 M
 R
 E
 P
 D
 E
 M
 L
 I
 B
 W
 A
 D
 E

R
 E
 P
 L
 O
 P
 E
 Z

B
 A
 R
 I
 L
 I
 C
 H

W
 L
 E
 S

L
 E
 N

W
 A
 D
 E

	reg	blts	%	DEMP	REPL	DEML	LI	WAD
3377	1,222	556	45.50	13	520	12	517	10
3378	2,124	795	37.43	18	741	13	735	14
3379	463	206	44.49	10	189	7	186	4
3380	1,214	586	48.27	15	546	8	553	9
3381	1,070	456	42.62	20	416	15	418	11
3382	2,141	1,029	48.06	78	883	64	889	32
3383	2,280	1,079	47.32	42	955	48	944	26
3384	1,978	1,097	55.46	45	980	52	964	33
3385	1,070	431	40.28	6	401	7	393	13
3386	884	434	49.10	210	164	225	134	34
3387	48	8	16.67	2	6	2	4	2
3388	256	87	33.98	27	43	26	34	13
3389	1,240	682	55.00	36	607	35	602	19
3390	576	246	42.71	5	232	7	229	3
3391	610	396	64.92	155	197	183	168	16
3392	1,501	697	46.44	14	643	20	643	12
3393	1,698	650	38.28	294	300	310	254	57
3394	1,777	1,061	59.71	19	1,014	17	1,013	9
3395	44	6	13.64	1	5	1	5	0
3396	1,497	820	54.78	317	392	339	319	89
3397	1,328	677	50.98	11	626	12	625	16
3398	235	95	40.43	26	58	32	45	10
3399	1,515	729	48.12	249	390	286	339	44
3400	472	128	27.12	14	109	11	106	8
3401	548	280	51.09	69	174	78	167	16
3402	528	212	40.15	34	162	41	156	3
3403	17	16	94.12	4	10	6	8	1
3404	756	509	67.33	225	211	281	167	22
3405	1,206	459	38.06	77	343	91	332	12
3406	2,038	1,287	63.15	614	507	722	442	51
3407	802	578	72.07	269	221	339	177	27
3408	170	76	44.71	30	41	30	37	6
3409	3	2	66.67	1	1	1	1	0
3410	1,132	666	58.83	178	427	195	399	32

DALLAS COUNTY GENERAL ELECTION
NOVEMBER 5, 1996

	JUDGE, COUNTY COURT AT LAW, NO. 2 - UNEXP TERM			SHERIFF				
	REG	REGS	%	DEMP	REPB	DEML	RELI	DEWA
3411	110	71	64.55	19	49	21	48	1
3412	2,347	1,512	64.42	558	786	660	698	62
3413	423	254	60.05	74	160	78	154	11
3414	618	348	56.31	68	262	66	257	15
3415	139	78	56.12	18	49	26	41	5
3416	497	190	38.23	35	147	30	144	13
3417	3	3	100.00	0	3	0	1	2
3418	189	92	48.68	20	66	20	65	3
3419	317	208	65.62	110	73	131	58	6
3420	197	38	19.29	10	25	12	21	3
3421	314	179	57.01	26	132	32	126	8
3422	43	10	23.26	1	9	0	9	1
3423	1	1	100.00	0	1	0	1	0
3424	632	215	34.02	15	178	7	184	3
3425	1,044	562	53.83	177	297	196	265	35
3426	0	0	0.00	0	0	0	0	0
3427	146	41	28.08	2	37	1	37	0
3428	968	276	28.51	1	263	1	257	3
3429	778	267	34.32	7	235	4	240	7
3430	259	78	30.12	19	51	6	58	1
3431	488	152	31.15	16	121	12	122	4
3432	10	6	60.00	0	6	0	6	0
3433	3	2	66.67	0	2	0	1	1
3434	1,712	766	44.74	226	475	163	486	51
3435	1,529	635	41.53	5	605	8	605	0
3436	81	29	35.80	19	8	13	8	5
3437	714	427	59.80	21	385	18	391	4
3438	1,605	458	28.54	99	319	78	313	34
3439	109	57	52.29	13	34	15	28	7
3440	33	4	12.12	0	3	2	1	1
3441	164	75	45.73	13	57	6	61	3
3442	42	12	28.57	1	11	1	11	0
3443	1,557	826	53.05	355	360	364	333	49
3444	1,928	998	51.76	64	865	65	862	16

DALLAS COUNTY GENERAL ELECTION
NOVEMBER 5, 1996

JUDGE, COUNTY
COURT AT LAW,
NO. 2 - UNEXP
TERM

SHERIFF

r e g	b l t s	%	D E M O C R A T I C P A R T Y		R E P U B L I C A N P A R T Y		D E M O C R A T I C P A R T Y		L I B E R A L P A R T Y	
			Z	H	S	N	E	D		
3445	1,515	844	55.71	51	742	48	739	26		
3446	6	2	33.33	0	1	0	1	0		
3447	520	265	50.96	110	118	113	105	17		
3448	1,285	593	46.15	19	531	20	531	14		
3449	245	90	36.73	10	72	10	67	7		
3450	29	26	89.66	14	9	16	8	1		
3451	418	258	61.72	151	81	164	62	17		
3452	308	106	34.42	31	70	31	65	6		
3453	1,489	814	54.67	184	553	190	494	76		
3454	172	63	36.63	6	55	3	56	3		
3455	412	154	37.38	13	129	5	135	2		
3456	98	36	36.73	13	18	14	15	3		
3457	222	93	41.89	30	52	35	43	7		
3458	341	148	43.40	43	88	38	81	13		
3459	288	111	38.54	3	96	5	98	1		
3460	235	65	27.66	3	62	4	60	1		
3461	183	13	7.10	4	9	3	5	5		
3462	22	1	4.55	0	1	0	1	0		
3463	803	234	29.14	46	168	51	152	19		
3464	729	199	27.30	9	175	6	176	4		
3465	247	98	39.68	24	60	24	58	6		
3466	703	282	40.11	165	89	164	84	9		
3467	232	98	42.24	13	78	12	76	5		
3468	823	253	30.74	41	188	34	183	14		
3469	6	0	0.00	0	0	0	0	0		
3470	9	5	55.56	4	1	5	0	0		
3471	887	300	33.82	66	219	46	221	19		
3472	792	416	52.53	73	305	75	296	17		
3473	882	505	57.26	142	302	165	280	25		
3474	270	100	37.04	10	85	8	82	6		
3475	106	72	67.92	26	43	28	38	3		
3476	1,028	459	44.65	42	396	41	396	9		
3477	315	145	46.03	23	116	28	106	3		
3478	1,781	996	55.92	209	665	272	616	37		

DALLAS COUNTY GENERAL ELECTION
NOVEMBER 5, 1996

JUDGE, COUNTY
COURT AT LAW,
NO. 2 - UNEXP
TERM

SHERIFF

	JUDGE, COUNTY COURT AT LAW, NO. 2 - UNEXP TERM			SHERIFF				
	R E P L O P E Z			D E M B A R I L C H D E M L I B W A D E				
	r e g	b l t s	%	Z	H	S	N	E
3479	362	216	59.67	44	138	52	138	10
3480	3,248	1,446	44.52	171	1,180	173	1,169	37
3481	2,136	959	44.90	58	844	53	833	30
3482	2,476	1,653	66.76	163	1,331	204	1,307	52
3483	2,280	1,468	64.39	213	1,141	241	1,111	48
3484	2,389	1,319	55.21	131	1,097	131	1,098	38
3485	2,287	1,545	67.56	242	1,176	270	1,165	47
3486	2,383	976	40.96	495	413	498	413	23
3487	702	250	35.61	9	223	15	225	2
3488	1,860	816	43.87	36	744	25	750	10
3489	1,007	351	34.86	9	327	6	326	6
3490	410	134	32.68	5	124	6	120	4
3491	236	70	29.66	20	38	18	37	5
3492	281	144	51.25	4	128	2	129	2
3493	278	140	50.36	3	130	3	131	2
3494	0	1	0.00	1	0	0	1	0
3495	741	292	39.41	4	271	4	270	2
3496	13	0	0.00	0	0	0	0	0
3497	222	59	26.58	4	52	4	50	1
3498	248	139	56.05	34	92	37	88	2
3499	1,262	322	25.52	19	283	15	284	7
3500	224	26	11.61	5	19	6	15	3
3501	414	128	30.92	26	95	26	91	3
3502	97	4	4.12	1	3	2	2	0
3503	442	259	58.60	78	155	97	130	15
3504	134	68	50.75	23	39	20	42	4
3505	182	84	46.15	15	68	14	66	3
3506	478	223	46.65	59	140	66	134	8
3507	70	46	65.71	11	26	13	22	7
3508	230	108	46.96	7	94	5	94	1
3509	174	49	28.16	11	34	10	33	3
3510	57	23	40.35	8	13	9	11	2
3511	137	70	51.09	14	48	16	48	1
3512	0	0	0.00	0	0	0	0	0

DALLAS COUNTY GENERAL ELECTION
NOVEMBER 5, 1996

JUDGE, COUNTY
COURT AT LAW,
NO. 2 - UNEXP
TERM SHERIFF

DEMPER
R E P L O P E Z
D E M R E P B O W L E S
L I B W A D E

	r e g	b l t s	%	P E Z	I C H	L E S	L E N	A D E
3513	2	0	0.00	0	0	0	0	0
3514	390	179	45.90	52	106	57	100	10
3515	290	169	58.28	42	113	50	100	11
3516	659	228	34.60	33	174	37	160	14
3517	48	12	25.00	4	8	3	9	0
3518	224	44	19.64	9	34	10	30	1
3519	1	0	0.00	0	0	0	0	0
3520	269	168	62.45	30	127	29	125	6
3521	541	191	35.30	53	120	65	102	13
3522	314	127	40.45	30	83	35	77	6
3523	945	370	39.15	49	298	44	294	13
3524	236	31	13.14	7	20	8	19	0
3525	3	1	33.33	0	1	0	1	0
3526	853	351	41.15	77	237	59	239	24
3527	350	154	44.00	32	114	32	110	6
3528	147	52	35.37	17	32	16	30	4
3529	95	43	45.26	15	26	15	21	5
3530	500	211	42.20	63	110	76	100	13
3531	254	138	54.33	69	47	67	40	8
3532	285	125	43.86	12	102	8	103	6
3533	1,248	500	40.06	117	315	148	283	29
3534	449	189	42.09	3	176	2	175	3
3535	367	197	53.68	17	166	17	162	6
3536	0	0	0.00	0	0	0	0	0
3537	44	13	29.55	1	9	1	9	0
3538	32	10	31.25	1	9	3	7	0
3539	317	67	21.14	18	42	19	41	3
3540	203	103	50.74	9	85	6	89	3
3541	39	15	38.46	6	6	9	1	4
3542	954	353	37.00	6	333	9	330	2
3543	545	255	46.79	96	123	110	99	22
3544	837	511	61.05	227	216	256	192	27
3545	248	51	20.56	9	38	9	38	0
3546	442	168	38.01	56	87	59	81	10

DALLAS COUNTY GENERAL ELECTION
NOVEMBER 5, 1996

	JUDGE, COUNTY COURT AT LAW, NO. 2 - UNEXP TERM			SHERIFF				
	reg	lets	%	Z	H	S	N	E
3547	479	271	56.58	80	144	99	121	17
3548	1	0	0.00	0	0	0	0	0
3549	40	22	55.00	7	12	7	14	0
3550	10	10	100.00	4	5	5	4	0
3551	127	54	42.52	5	39	4	40	2
3552	0	0	0.00	0	0	0	0	0
3553	59	25	42.37	1	22	2	22	0
3554	2	0	0.00	0	0	0	0	0
3555	0	0	0.00	0	0	0	0	0
3556	148	62	41.89	13	43	14	41	3
3557	298	111	37.25	52	48	50	43	13
3558	1,563	731	46.77	289	321	365	259	42
3559	945	299	31.64	117	142	125	120	27
3560	170	73	42.94	24	38	26	39	3
3561	701	305	43.51	10	280	7	281	3
3562	585	184	31.45	61	100	65	82	17
3563	16	3	18.75	2	1	2	1	0
3564	185	65	35.14	11	45	15	35	10
3565	344	81	23.55	11	69	10	68	2
3566	155	75	48.39	29	29	34	28	4
3567	304	155	50.99	12	123	7	123	8
3568	212	80	37.74	19	50	19	39	11
3569	476	247	51.89	70	150	78	134	19
3570	0	0	0.00	0	0	0	0	0
3571	1,563	613	39.22	243	308	236	298	34
3572	886	244	27.54	9	222	11	220	3
3573	497	225	45.27	68	136	80	120	9
4401	2,551	1,359	53.27	631	540	682	462	98
4402	3,712	2,157	58.11	1,073	844	1,159	666	157
4403	2,775	1,457	52.50	649	633	699	517	107
4404	1,177	419	35.60	177	195	170	185	28
4405	792	505	63.76	100	384	74	386	24
4406	2,720	1,751	64.38	993	527	1,097	429	82
4407	2,844	1,198	42.12	502	580	535	517	76

DALLAS COUNTY GENERAL ELECTION
NOVEMBER 5, 1996

JUDGE, COUNTY
COURT AT LAW,
NO. 2 - UNEXP
TERM

SHERIFF

D
 E
 M
 R
 E
 P
 D
 E
 M
 L
 I
 B
 W
 A
 D
 E

R
 E
 P
 L
 O
 P
 E
 Z

B
 A
 R
 I
 L
 I
 C
 H

W
 L
 E
 S

L
 E
 N

W
 A
 D
 E

	reg	bls	%	EPZ	ICLH	WLES	LEN	WAD
4408	838	410	48.93	187	179	217	148	21
4409	1,500	601	40.07	181	354	192	319	42
4410	1,226	515	42.01	174	295	179	277	38
4411	2,590	928	35.83	192	639	86	682	51
4412	1,065	372	34.93	104	238	106	221	21
4413	2,181	1,277	58.55	681	468	729	373	78
4414	1,748	955	54.63	477	380	498	305	75
4415	2,806	1,563	55.70	746	638	795	525	115
4416	1,105	397	35.93	69	312	49	315	17
4417	1,675	1,042	62.21	582	341	637	258	71
4418	1,336	933	69.84	391	414	482	316	62
4419	533	278	52.16	81	159	90	145	19
4420	644	433	67.24	205	157	236	131	26
4421	1,647	849	51.55	302	468	324	409	65
4422	1,061	393	37.04	72	283	70	279	17
4423	1,492	745	49.93	273	394	299	336	60
4424	1,988	923	46.43	359	461	382	413	62
4425	2,244	1,124	50.09	484	524	523	464	66
4426	1,296	568	43.83	163	344	183	302	33
4427	2,462	1,096	44.52	352	654	329	653	55
4428	1,146	309	26.96	103	183	92	176	23
4429	1,557	659	42.32	206	389	193	373	41
4430	1,066	596	55.91	211	308	227	287	32
4431	1,229	538	43.78	138	363	120	356	32
4432	2,489	1,007	40.46	257	636	242	610	63
4433	938	391	41.68	175	172	184	147	30
4434	1,844	877	47.56	268	521	278	470	66
4435	1,279	509	39.80	108	330	95	339	22
4436	547	257	46.98	116	112	135	77	28
4437	1,859	842	45.29	360	403	363	357	60
4438	1,280	587	45.86	235	283	231	256	45
4439	1,694	795	46.93	270	444	283	411	51
4440	171	77	45.03	30	32	32	29	2
4441	2,080	1,195	57.45	532	521	604	449	56

DALLAS COUNTY GENERAL ELECTION
NOVEMBER 5, 1996

JUDGE, COUNTY
COURT AT LAW,
NO. 2 - UNEXP
TERM

SHERIFF

D
 E
 M
 R
 E
 P
 D
 E
 M
 L
 I
 B
 W
 A
 D
 E

R
 E
 P
 L
 O
 P
 E
 Z

B
 A
 R
 I
 L
 I
 C
 H

W
 L
 E
 S

L
 E
 N

W
 A
 D
 E

	g	s	%	Z	H	S	N	E
4442	544	272	50.00	121	126	119	115	21
4443	2,204	1,233	55.94	640	466	672	401	74
4444	1,036	586	56.56	107	433	130	412	22
4445	1,410	898	63.69	291	510	344	454	49
4446	1,795	878	48.91	431	360	464	297	61
4447	395	287	72.66	125	125	162	97	14
4448	479	297	62.00	115	154	137	131	13
4449	885	542	61.24	320	146	363	106	26
4450	536	191	35.63	79	86	81	80	12
4451	541	66	12.20	11	53	14	49	3
4452	1,549	705	45.51	275	332	311	276	45
4453	2,617	1,414	54.03	737	522	812	419	79
4454	1,045	542	51.87	160	330	192	299	23
4455	415	121	29.16	36	77	32	79	3
4456	1,573	642	40.81	296	281	306	243	41
4457	240	103	42.92	49	45	50	39	6
4458	758	364	48.02	108	233	98	232	18
4459	931	357	38.35	142	172	128	174	21
4460	2,327	863	37.09	194	604	191	589	34
4461	1,808	1,046	57.85	620	304	685	216	68
4462	1,124	758	67.44	422	239	470	205	30
4463	404	250	61.88	82	145	86	141	8
4464	2,735	1,607	58.76	837	571	923	448	102
4465	1,547	999	64.58	559	332	637	249	55
4466	2,349	1,210	51.51	605	450	655	371	65
4467	1,544	988	63.99	509	366	540	300	60
4468	546	331	60.62	166	130	179	100	26
4469	1,905	786	41.26	222	519	190	504	52
4470	979	492	50.26	130	318	130	295	30
4471	766	500	65.27	219	223	221	206	27
4472	1,947	923	47.41	396	436	412	372	77
4473	1,853	1,060	57.20	561	364	601	290	67
4474	2,206	1,244	56.39	589	520	639	427	87
4475	1,765	998	56.54	543	322	588	259	64

DALLAS COUNTY GENERAL ELECTION
NOVEMBER 5, 1996

JUDGE, COUNTY
COURT AT LAW,
NO. 2 - UNEXP
TERM

SHERIFF

D
 E
 M
 R
 E
 P
 D
 E
 M
 L
 I
 B
 W
 A
 D
 E

R
 E
 P
 L
 O
 P
 E
 Z

B
 A
 R
 I
 L
 I
 C
 H

W
 O
 B
 O
 W
 L
 E
 S

L
 A
 L
 L
 E
 N

W
 I
 B
 W
 A
 D
 E

	reg	bls	%	DEMP	REPL	DEML	WOBW	LEN	WIBW
4476	2,580	1,669	64.69	983	502	1,113	382	62	
4477	114	20	17.54	10	9	10	9	0	
4478	2,378	1,420	59.71	579	689	646	618	58	
4479	353	194	54.96	3	182	3	183	1	
4480	1,728	919	53.18	455	366	461	323	70	
4481	1,557	833	53.50	449	285	472	248	34	
4482	434	169	38.94	73	82	71	74	11	
4483	2,634	1,497	56.83	686	665	699	594	93	
4484	2,261	1,185	52.41	552	499	585	441	84	
4485	3,014	1,758	58.33	959	620	1,052	507	88	
4486	1,957	1,168	59.68	579	481	635	403	63	
4487	2,267	1,480	65.28	948	387	1,023	295	55	
4488	993	547	55.09	277	208	282	191	27	
4489	2,336	1,167	49.96	575	441	630	386	45	
4490	1,160	769	66.29	405	278	449	231	42	
4491	1,726	963	55.79	106	796	111	773	36	
4492	3,216	1,883	58.55	934	770	983	656	121	
4493	1,689	795	47.07	497	207	509	169	45	
4494	1,737	906	52.16	212	622	214	608	46	
4495	1,721	915	53.17	483	329	533	275	45	
4496	1,262	450	35.66	164	222	174	186	36	
4497	51	16	31.37	6	9	6	9	0	
4498	0	1	0.00	0	1	0	1	0	
4499	3,485	1,860	53.37	665	1,034	696	945	114	
4500	0	0	0.00	0	0	0	0	0	
4501	2,210	979	44.30	510	361	558	293	69	
4502	841	317	37.69	115	169	115	149	28	
4503	913	327	35.82	73	229	68	223	15	
4504	1,125	690	61.33	167	469	164	471	22	
4505	1,674	974	58.18	604	268	661	203	47	
4506	24	17	70.83	8	6	10	6	0	
4507	1,530	837	54.71	436	291	481	224	51	
4508	1,990	851	42.76	364	411	375	377	55	
4509	2,653	1,324	49.91	447	774	442	738	73	

DALLAS COUNTY GENERAL ELECTION
NOVEMBER 5, 1996

JUDGE, COUNTY
COURT AT LAW,
NO. 2 - UNEXP
TERM

SHERIFF

	JUDGE, COUNTY COURT AT LAW, NO. 2 - UNEXP TERM			SHERIFF				
	REG	BLG	%	DEMP	REBP	DEMA	LI	WA
4510	1,962	1,106	56.37	229	763	221	766	42
4511	764	254	33.25	78	147	69	149	19
4512	2,228	1,426	64.00	793	483	872	407	58
4513	1,265	710	56.13	296	354	335	316	25
4514	1,102	702	63.70	374	241	402	212	30
4515	1,060	395	37.26	211	144	222	129	16
4516	1,654	1,023	61.85	648	270	704	206	55
4517	2,546	1,581	62.10	826	594	888	499	96
4518	179	96	53.63	30	58	25	60	3
4519	1,610	940	58.39	448	411	463	361	63
4520	2,345	924	39.40	419	418	409	355	84
4521	786	297	37.79	141	133	159	102	21
4522	357	183	51.26	47	116	53	101	16
4523	0	0	0.00	0	0	0	0	0
4524	0	1	0.00	0	1	0	1	0
4525	304	108	35.53	43	53	41	48	12
4526	540	289	53.52	109	148	128	132	12
4527	116	73	62.93	38	30	38	27	6
4528	36	8	22.22	1	6	1	5	1
4529	240	47	19.58	22	21	24	16	3
4530	75	37	49.33	15	17	20	13	2
4531	0	0	0.00	0	0	0	0	0
4532	0	0	0.00	0	0	0	0	0
4533	96	51	53.13	14	28	19	25	1
4534	912	593	65.02	335	179	374	132	34
4535	0	1	0.00	1	0	1	0	0
4536	53	17	32.08	9	8	10	7	0
4537	240	153	63.75	58	73	71	62	8
4538	1,794	1,060	59.09	692	245	731	165	65
4539	385	194	50.39	96	80	95	63	20
4540	208	134	64.42	78	39	89	25	9
4541	0	1	0.00	0	0	0	0	0
4542	1,635	1,001	61.22	485	430	508	386	48
4543	463	212	45.79	109	80	116	71	12

DALLAS COUNTY GENERAL ELECTION
NOVEMBER 5, 1996

JUDGE, COUNTY COURT AT LAW, NO. 2 - UNEXP TERM	SHERIFF							
	R E P L O P E Z	D E M B A R I L I C H	R E P B O W L E S	D E M A L E N	L I B W A D E			
reg	bls	%	Z	H	S	N	E	
4544	0	1	0.00	0	0	0	0	0
4545	424	111	26.18	39	64	41	63	2
4546	397	147	37.03	45	87	45	81	13
4547	1,863	746	40.04	398	249	412	210	46
4548	378	141	37.30	40	88	41	83	9
4549	2,173	1,239	57.02	733	379	769	299	73
4550	318	107	33.65	29	71	27	66	5
4551	333	91	27.33	24	62	22	55	9
4552	291	141	48.45	61	66	70	56	4
4553	217	83	38.25	29	44	32	34	7
4554	60	37	61.67	18	15	17	15	1
4555	251	111	44.22	42	62	39	57	9
4556	0	0	0.00	0	0	0	0	0
4557	287	91	31.71	37	44	39	39	6
4558	1,974	1,016	51.47	494	426	508	364	65
4559	50	20	40.00	6	12	4	12	1
4560	411	185	45.01	64	112	65	106	6
4561	214	151	70.56	97	31	106	22	7
4562	443	136	30.70	53	66	48	59	14
4563	1,696	602	35.50	207	337	209	295	53
4564	443	131	29.57	42	75	40	68	13
4565	214	77	35.98	31	36	31	30	8
4566	313	130	41.53	55	71	59	59	9
4567	573	279	48.69	123	133	129	107	25
4568	733	457	62.35	217	196	255	149	32
4569	0	0	0.00	0	0	0	0	0
4570	0	1	0.00	0	1	0	1	0
4571	733	326	44.47	137	164	131	154	26
4572	494	166	33.60	65	89	58	88	11
4573	0	0	0.00	0	0	0	0	0
4574	204	119	58.33	37	68	40	67	3
4575	1	1	100.00	1	0	1	0	0
4576	0	1	0.00	1	0	1	0	0
4577	351	58	16.52	8	45	5	44	2

DALLAS COUNTY GENERAL ELECTION
NOVEMBER 5, 1996

JUDGE, COUNTY
COURT AT LAW,
NO. 2 - UNEXP
TERM

SHERIFF

D
 E
 M
 R
 E
 P
 D
 E
 M
 L
 I
 B
 W
 A
 D

R
 E
 P
 L
 O
 P
 E
 Z

B
 A
 R
 I
 L
 I
 C
 H

W
 L
 E
 S

L
 E
 N

W
 A
 D
 E

r
 e
 g
 i
 s
 t
 e
 r
 s
 %

	reg	blts	%	DEMP	REPL	DEMP	LIWA	DE
4578	56	12	21.43	4	7	4	8	0
4579	262	113	43.13	37	73	37	71	4
4580	244	117	47.95	30	80	24	75	10
4581	476	141	29.62	31	93	33	85	10
4582	896	388	43.30	104	239	110	203	47
4583	0	1	0.00	0	1	0	1	0
4584	4	1	25.00	0	1	0	0	1
4585	553	364	65.82	192	127	217	102	18
4586	1,335	767	57.45	328	357	329	345	40
4587	1,324	578	43.66	226	292	189	294	51
4588	1,367	769	56.25	372	314	416	267	41
4589	50	9	18.00	0	9	2	6	1
4590	342	147	42.98	48	85	54	77	7
4591	3	9	300.00	1	6	1	6	0
4592	320	162	50.63	14	135	18	132	3
4593	335	111	33.13	65	38	61	38	7
4594	392	194	49.49	50	128	53	125	5
4595	472	282	59.75	97	153	111	137	16
4596	1,373	776	56.52	139	553	151	541	29
4597	275	140	50.91	38	79	40	78	10
4598	464	222	47.84	69	125	77	114	10
4599	118	72	61.02	27	34	36	25	2
4600	374	160	42.78	48	94	45	90	13
4601	194	89	45.88	50	32	45	31	11
4602	308	116	37.66	55	55	51	56	8
4603	624	386	61.86	169	184	170	178	21
4604	5	3	60.00	3	0	2	0	1
4605	2,060	1,193	57.91	552	519	570	455	93
4606	1	2	200.00	1	1	1	1	0
4607	177	75	42.37	28	36	33	33	1
4608	0	0	0.00	0	0	0	0	0
4609	226	123	54.42	53	55	65	43	7
4610	436	139	31.88	32	97	32	96	7
4611	309	115	37.22	104	5	106	5	0

DALLAS COUNTY GENERAL ELECTION
NOVEMBER 5, 1996

JUDGE, COUNTY
COURT AT LAW,
NO. 2 - UNEXP
TERM

SHERIFF

D
 E
 M
 R
 E
 P
 D
 E
 M
 L
 I
 B
 W
 A
 D
 R
 E
 P
 B
 A
 R
 I
 L
 O
 P
 E
 Z
 I
 C
 H
 W
 L
 E
 S
 L
 E
 N
 E
 D

r e g
 b l t s
 %
 P
 E
 Z
 I
 C
 H
 W
 L
 E
 S
 L
 E
 N
 E
 D

4612	40	6	15.00	5	1	3	1	2
4613	1,389	693	49.89	215	413	232	394	29
4614	268	139	51.87	87	33	98	23	5
4615	1,897	1,156	60.94	497	494	536	467	62
4616	523	179	34.23	66	99	56	103	9
4617	651	240	36.87	80	146	85	138	10
4618	920	505	54.89	216	244	241	220	17
4619	1,104	655	59.33	367	200	423	156	25
4620	0	0	0.00	0	0	0	0	0
4621	473	174	36.79	20	149	15	152	2
4622	138	78	56.52	23	51	25	45	4
4623	156	70	44.87	13	46	18	44	2
4624	749	372	49.67	103	226	109	204	33
4625	1,097	681	62.08	307	262	376	220	29
4626	1,584	833	52.59	404	351	423	305	58
4627	626	326	52.08	126	175	135	160	17
4628	308	205	66.56	108	72	125	57	9
4629	815	462	56.69	237	147	265	134	20
4630	447	239	53.47	84	133	93	115	20
4631	394	149	37.82	74	54	69	55	12
4632	274	135	49.27	43	78	42	75	11
4633	0	1	0.00	0	1	0	1	0
4634	484	250	51.65	111	120	117	109	12
4635	820	437	53.29	251	140	276	112	24
4636	107	59	55.14	21	36	20	34	4
4637	0	0	0.00	0	0	0	0	0
4638	601	353	58.74	184	116	210	97	15
4639	3	0	0.00	0	0	0	0	0
4640	147	80	54.42	9	63	12	60	2
4641	722	251	34.76	134	85	134	69	26
4642	147	44	29.93	15	25	13	26	1
4643	270	127	47.04	42	77	27	83	10
4644	650	339	52.15	142	161	160	138	23
4645	45	24	53.33	3	19	6	17	0

** COMBINED OFFICIAL CANVASS **

DALLAS COUNTY GENERAL ELECTION
NOVEMBER 5, 1996

JUDGE, COUNTY
COURT AT LAW,
NO. 2 - UNEXP
TERM

SHERIFF

D
 E
 M
 R
 E
 P
 D
 E
 M
 L
 I
 B
 W
 A
 D
 E

R
 E
 P
 L
 O
 P
 E
 Z

B
 A
 R
 I
 L
 I
 C
 H

R
 E
 P
 B
 O
 W
 L
 E
 S

L
 A
 L
 L
 E
 N

W
 A
 D
 E

	r	b	%	Z	H	S	N	E
	e	l						
	g	s						
4646	618	297	48.06	3	283	2	283	1
4647	208	92	44.23	44	42	46	40	0
4648	1,410	815	57.80	393	324	423	295	37
4649	1,515	473	31.22	171	254	167	223	39
4650	1,567	725	46.27	294	342	324	277	51
4651	1,661	1,008	60.69	204	719	210	705	44
4652	234	141	60.26	85	40	101	25	6
Election Wide	1059853	562,251	53.05	252,532	247,493	273,022	217,804	29,508
County wide	1059853	562,251	53.05	252,532	247,493	273,022	217,804	29,508
Cong. Dist 3	213,310	116,057	54.41	60,576	41,832	65,245	34,940	6,990
Cong. Dist 4	6,152	3,089	50.21	1,744	1,031	1,879	829	189
Cong. Dist 5	174,673	92,930	53.20	42,147	39,375	47,235	33,063	5,468
Cong. Dist 6	9,059	5,449	60.15	2,829	2,007	3,018	1,707	342
Cong. Dist 24	132,229	67,836	51.30	28,993	31,847	30,995	28,529	3,799
Cong. Dist 26	229,379	137,485	59.94	80,982	39,623	87,627	31,107	6,769
Cong. Dist 30	295,051	139,405	47.25	35,261	91,778	37,023	87,629	5,951
State Br ED Dist 11	41,847	24,158	57.73	12,874	8,718	13,907	7,234	1,335
State Br Ed Dist 12	597,506	339,890	56.88	186,838	111,971	202,895	90,596	18,771
State Br Ed Dist 13	420,500	198,203	47.14	52,820	126,804	56,220	119,974	9,402
State Sen. Dist 2	98,063	43,989	44.86	13,628	25,520	14,721	23,142	2,801
State Sen. Dist 8	204,811	123,593	60.34	72,200	36,303	78,097	28,715	6,174
State Sen. Dist 9	153,842	81,823	53.19	43,524	28,815	46,409	23,660	4,984
State Sen. Dist 16	340,109	187,573	55.15	96,452	68,602	105,804	56,785	10,731
State Sen. Dist 23	263,028	125,273	47.63	26,728	88,253	27,991	85,502	4,818
State Rep Dist 99	84,812	46,391	54.70	26,978	13,809	28,828	10,602	2,772
State Rep Dist 100	58,454	27,126	46.41	7,204	17,232	7,986	16,233	1,156
State Rep Dist 101	69,077	36,361	52.64	18,355	13,645	20,375	11,311	2,001
State Rep Dist 102	71,724	41,931	58.46	23,231	13,482	25,253	10,935	2,105
State Rep Dist 103	48,021	22,501	46.86	8,499	11,575	8,984	10,356	1,476
State Rep Dist 104	36,857	14,772	40.08	4,221	9,203	3,902	8,955	858
State Rep Dist 105	54,825	24,840	45.31	8,429	13,566	9,519	12,049	1,505
State Rep Dist 106	65,446	34,122	52.14	15,956	14,529	17,055	12,447	2,218

DALLAS COUNTY GENERAL ELECTION
NOVEMBER 5, 1996

JUDGE, COUNTY
COURT AT LAW,
NO. 2 - UNEXP
TERM

SHERIFF

D
 E
 M
 R
 E
 P
 D
 E
 M
 L
 I
 B
 W
 A
 D
 E

R
 E
 P
 L
 O
 P
 E
 Z

B
 A
 R
 I
 L
 I
 C
 H

R
 E
 P
 B
 O
 W
 L
 E
 S

D
 E
 M
 A
 L
 L
 E
 N

L
 I
 B
 W
 A
 D
 E

r
 e
 g
 i
 s
 t
 e
 r
 s
 %

State Rep Dist 107	61,053	29,956	49.07	11,459	14,824	12,312	13,022	2,017
State Rep Dist 108	86,314	55,201	63.95	33,610	14,669	36,952	11,494	2,294
State Rep Dist 109	65,536	31,645	48.29	7,143	21,729	7,777	20,958	1,124
State Rep Dist 110	68,953	36,481	52.91	8,720	24,778	9,451	23,860	1,229
State Rep Dist 111	67,865	34,665	51.08	9,339	22,485	9,864	21,577	1,298
State Rep Dist 112	69,721	40,498	58.09	22,218	13,390	24,012	10,822	2,439
State Rep Dist 113	74,239	39,614	53.36	21,009	14,116	22,430	11,818	2,492
State Rep Dist 114	76,956	46,147	59.97	26,161	14,461	28,322	11,365	2,524
County Comm Dist 1	310,470	184,126	59.31	104,875	56,582	113,250	45,176	9,627
County Comm Dist 2	274,007	147,792	53.94	75,159	55,116	82,481	45,839	8,564
County Comm Dist 3	228,587	103,885	45.45	17,342	77,846	18,565	75,449	3,916
County Comm Dist 4	246,789	126,448	51.24	55,156	57,949	58,726	51,340	7,401
JP/Con Pct 1 Pl 1	177,794	105,044	59.08	55,785	36,192	61,767	29,918	5,022
JP/Con Pct 2 Pl 1	142,900	75,605	52.91	41,115	25,532	43,721	20,418	4,855
JP/Con Pct 3 Pl 1	157,207	95,404	60.69	53,513	30,183	58,120	24,061	4,992
Con Pct 4	123,231	64,769	52.56	33,709	23,612	36,126	19,843	4,031
JP/Con Pct 5 Pl 1	174,511	91,405	52.38	44,056	37,104	48,335	31,578	5,159
JP/Con Pct 6 Pl 1	65,191	25,944	39.80	6,378	17,177	5,992	16,639	1,465
Con Pct 7	95,932	47,853	49.88	9,031	35,092	9,438	34,264	1,683
JP/Con Pct 8 Pl 1	123,087	56,227	45.68	8,945	42,601	9,523	41,083	2,301

DALLAS COUNTY GENERAL ELECTION
NOVEMBER 5, 1996

COUNTY COMMISSIONER, PRECINCT NO. 1

D
 E
 M
 W
 R
 E
 P
 J
 A
 C
 K
 S
 O
 N
 E
 R
 T
 E
 N
 D
 Y
 K
 E

	reg	blts	%	SON	KEY
1101	2,865	1,876	65.48	1,330	384
1102	2,939	1,792	60.97	1,230	406
1103	2,623	1,788	68.17	1,296	326
1104	2,524	1,693	67.08	1,175	355
1105	2,244	1,408	62.75	852	429
1106	1,574	1,071	68.04	763	215
1107	2,773	2,068	74.58	1,572	337
1108	2,771	1,673	60.38	1,010	503
1109	231	93	40.26	52	33
1110	2,265	1,611	71.13	1,136	336
1111	2,225	1,523	68.45	1,011	367
1112	1,283	690	53.78	413	215
1113	905	398	43.98	193	167
1114	2,212	1,211	54.75	757	348
1115	635	410	64.57	258	116
1116	2,946	1,245	42.26	748	366
1117	1,215	752	61.89	487	198
1118	1,256	801	63.77	505	226
1119	2,459	1,471	59.82	837	492
1120	870	338	38.85	101	209
1121	682	397	58.21	192	169
1122	2,456	1,606	65.39	1,185	294
1123	2,764	1,772	64.11	1,225	369
1124	1,508	965	63.99	635	241
1125	306	97	31.70	47	43
1126	1,674	999	59.68	494	417
1127	1,390	969	69.71	574	298
1128	1,013	746	73.64	493	182
1129	2,454	1,748	71.23	1,273	353
1130	2,489	1,867	75.01	1,357	351
1131	1,999	1,539	76.99	1,157	250
1132	1,524	959	62.93	562	311
1133	1,458	1,095	75.10	832	162
1134	1,466	1,075	73.33	711	263

DALLAS COUNTY GENERAL ELECTION
NOVEMBER 5, 1996

COUNTY COMMISSIONER, PRECINCT NO. 1

	D E M O C R A T I C P A R T Y		R E P U B L I C A N P A R T Y		S O N K E	
	g	s	%	N	E	
1135	1,073	822	76.61	490	247	
1136	1,471	955	64.92	606	274	
1137	1,717	1,144	66.63	674	369	
1138	2,372	1,690	71.25	1,077	471	
1139	1,217	422	34.68	103	293	
1140	1,936	1,405	72.57	955	326	
1141	1,211	744	61.44	370	296	
1142	1,801	1,227	68.13	732	389	
1143	1,489	1,052	70.65	730	225	
1144	1,196	863	72.16	632	149	
1145	521	381	73.13	321	39	
1146	1,438	1,074	74.69	746	222	
1147	1,842	1,214	65.91	783	306	
1148	2,437	1,521	62.41	778	607	
1149	2,745	1,605	58.47	857	551	
1150	2,706	1,533	56.65	739	614	
1151	705	529	75.04	334	144	
1152	569	165	29.00	23	128	
1153	1,965	999	50.84	351	529	
1154	1,488	1,034	69.49	581	320	
1155	1,912	1,173	61.35	56	1,044	
1156	984	597	60.67	207	331	
1157	2,046	1,494	73.02	1,067	300	
1158	174	71	40.80	33	29	
1159	1,226	751	61.26	381	301	
1160	653	450	68.91	359	59	
1161	2,241	1,459	65.10	1,080	265	
1162	1,586	1,270	80.08	1,108	86	
1163	3,091	2,312	74.80	1,886	252	
1164	2,580	1,909	73.99	1,588	180	
1165	1,309	1,018	77.77	841	112	
1166	1,213	872	71.89	576	234	
1167	2,731	1,599	58.55	1,023	430	
1168	855	591	69.12	393	132	

DALLAS COUNTY GENERAL ELECTION
NOVEMBER 5, 1996

COUNTY COMMISSIONER, PRECINCT NO. 1

	D E M O C R A T I C P A R T Y		R E P U B L I C A N P A R T Y		
	g	s	%	N	E
1169	294	7	2.38	4	1
1170	1,013	704	69.50	491	156
1171	3,004	2,032	67.64	1,612	244
1172	2,703	1,756	64.96	1,329	287
1173	2,453	1,169	47.66	787	280
1174	1,704	891	52.29	602	204
1175	2,767	1,551	56.05	1,033	357
1176	2,291	1,689	73.72	1,207	335
1177	3,095	1,584	51.18	890	496
1178	1,751	805	45.97	420	309
1179	443	215	48.53	106	94
1180	2,803	1,441	51.41	847	395
1181	1,548	98	6.33	56	30
1182	1,399	591	42.24	296	236
1183	1,882	1,201	63.82	818	282
1184	1,874	964	51.44	599	283
1185	1,948	1,226	62.94	820	300
1186	2,208	1,409	63.81	969	272
1187	1,188	883	74.33	693	115
1188	1,935	1,211	62.58	757	359
1189	1,206	766	63.52	479	225
1190	1,087	380	34.96	184	163
1191	2,322	1,282	55.21	458	698
1192	11	2	18.18	0	2
1193	0	0	0.00	0	0
1194	1,260	572	45.40	343	176
1195	0	1	0.00	1	0
1196	1,850	1,350	72.97	1,064	185
1197	1,108	876	79.06	705	92
1198	1,847	1,337	72.39	1,103	133
1199	2,373	1,378	58.07	859	388
1200	3,479	1,945	55.91	1,147	592
1201	1,739	1,108	63.71	770	245
1202	2,591	1,593	61.48	1,094	353

DALLAS COUNTY GENERAL ELECTION
NOVEMBER 5, 1996

COUNTY COMMISSIONER, PRECINCT NO. 1

D
 E
 M
 W
 O
 R
 T
 E
 N
 D
 Y
 K
 E
 R
 P
 J
 A
 C
 K
 S
 O
 N
 R
 E
 P
 E
 R
 E
 S
 U
 L
 T
 S
 %

	reg	blts	%	SON	KEY
1203	1,370	969	70.73	834	72
1204	1,907	1,221	64.03	889	219
1205	1,831	1,318	71.98	1,029	180
1206	1,789	1,143	63.89	795	267
1207	1,251	843	67.39	628	132
1208	2,004	1,369	68.31	962	285
1209	2,080	1,306	62.79	820	333
1210	3,170	1,985	62.62	1,395	430
1211	2,910	1,331	45.74	767	425
1212	1,241	803	64.71	662	88
1213	1,005	401	39.90	104	270
1214	2,793	1,536	54.99	1,040	349
1215	210	90	42.86	48	33
1216	626	421	67.25	237	151
1217	347	195	56.20	116	62
1218	859	502	58.44	307	152
1219	1,505	1,146	76.15	779	268
1220	1,680	1,008	60.00	653	253
1221	1,821	806	44.26	442	292
1222	2,588	1,618	62.52	1,114	315
1223	2,533	1,622	64.03	1,094	329
1224	2,434	1,553	63.80	1,089	314
1225	2,648	1,434	54.15	867	395
1226	1,986	980	49.35	616	262
1227	2,304	1,640	71.18	1,180	321
1228	2,488	1,492	59.97	1,013	327
1229	886	439	49.55	270	102
1230	1,601	977	61.02	639	255
1231	2,709	1,350	49.83	858	369
1232	3,239	1,387	42.82	765	471
1233	718	201	27.99	58	129
1234	2	2	100.00	1	0
1235	2,558	1,609	62.90	1,143	319
1236	1,091	640	58.66	456	131

DALLAS COUNTY GENERAL ELECTION
NOVEMBER 5, 1996

COUNTY COMMISSIONER, PRECINCT NO. 1

D
 E
 M
 W
 R
 E
 P
 J
 A
 C
 K
 S
 O
 N
 Y
 K
 E

r
 e
 g
 i
 s
 t
 e
 r
 s
 %

	reg	blts	%	SON	YKE
1237	2,755	1,329	48.24	938	271
1238	3,824	2,072	54.18	1,274	556
1239	14	1	7.14	1	0
1240	49	38	77.55	21	12
1241	8	36	450.00	2	0
1242	708	367	51.84	233	99
1243	463	252	54.43	141	86
1244	348	200	57.47	103	81
1245	78	44	56.41	29	9
1246	0	0	0.00	0	0
1247	147	66	44.90	35	23
1248	3	1	33.33	1	0
1249	155	113	72.90	94	12
1250	21	14	66.67	7	7
1251	252	71	28.17	14	50
1252	573	241	42.06	123	91
1253	85	47	55.29	20	23
1254	366	211	57.65	124	63
1255	207	64	30.92	28	32
1256	34	21	61.76	4	17
1257	61	40	65.57	24	14
1258	929	568	61.14	379	138
1259	112	80	71.43	51	21
1260	559	310	55.46	202	84
1261	147	48	32.65	17	22
1262	200	45	22.50	17	23
1263	0	0	0.00	0	0
1264	550	260	47.27	90	151
1265	7	4	57.14	1	3
1266	0	1	0.00	1	0
1267	190	85	44.74	36	43
1268	2,441	1,536	62.93	1,124	251
1269	87	37	42.53	16	16
1270	974	365	37.47	136	192

DALLAS COUNTY GENERAL ELECTION
NOVEMBER 5, 1996

COUNTY COMMISSIONER, PRECINCT NO. 1

D
 E
 M
 W
 O
 R
 T
 E
 N
 D
 Y
 K
 E

R
 E
 P
 J
 A
 C
 K
 S
 O
 N

b
 l
 t
 s

r
 e
 g
 %

	reg	blts	%	SON	KEY
1271	3	1	33.33	0	1
1272	385	169	43.90	66	82
1273	8	2	25.00	0	2
1274	1,262	685	54.28	401	206
1275	6	1	16.67	1	0
1276	337	237	70.33	182	39
1277	1,098	490	44.63	200	245
1278	0	0	0.00	0	0
1279	155	95	61.29	37	43
1280	1,574	1,084	68.87	748	207
1281	1,067	613	57.45	372	199
1282	1,004	590	58.76	335	197
1283	251	91	36.25	19	63
1284	80	34	42.50	14	18
1285	429	213	49.65	112	83
1286	996	270	27.11	212	32
1287	1,477	1,092	73.93	801	169
1288	280	209	74.64	177	18
1289	3	2	66.67	2	0
1290	378	279	73.81	220	31
1291	0	0	0.00	0	0
1292	1,806	641	35.49	188	395
1293	222	98	44.14	51	39
1294	0	49	0.00	20	25
1295	1,251	446	35.65	134	268
1296	1,043	253	24.26	79	146
1297	545	213	39.08	75	121
1298	1,431	581	40.60	242	287
1299	600	296	49.33	116	159
1300	11	5	45.45	2	2
1301	234	114	48.72	48	56
1302	1,506	263	17.46	163	83
1303	1,389	693	49.89	406	239
1304	184	507	275.54	229	229

DALLAS COUNTY GENERAL ELECTION
NOVEMBER 5, 1996

COUNTY COMMISSIONER, PRECINCT NO. 1

D
 E
 M
 W
 R
 E
 P
 J
 A
 C
 K
 S
 O
 N
 Y
 K
 E

 R
 E
 P
 J
 A
 C
 K
 S
 O
 N
 Y
 K
 E

	r e g	b l t s	%	S O N	Y K E
1305	807	342	42.38	144	158
1306	644	403	62.58	285	87
1307	21	17	80.95	9	8
1308	844	632	74.88	453	123
1309	677	250	36.93	101	132
1310	63	51	80.95	42	8
1311	145	13	8.97	4	9
1312	850	633	74.47	502	97
1313	4	1	25.00	1	0
1314	33	14	42.42	4	7
1315	62	37	59.68	25	7
1316	995	652	65.53	421	176
1317	951	636	66.88	289	303
1318	372	271	72.85	177	70
1319	2	1	50.00	1	0
1320	491	324	65.99	227	70
1321	0	0	0.00	0	0
1322	1,684	628	37.29	312	255
1323	155	106	68.39	86	14
1324	685	303	44.23	153	130
1325	222	86	38.74	48	28
1326	507	292	57.59	170	93
1327	5	2	40.00	0	1
1328	585	352	60.17	170	152
1329	2,626	1,582	60.24	1,119	302
1330	129	93	72.09	64	24
1331	1,670	1,016	60.84	661	266
1332	95	19	20.00	5	13
1333	13	4	30.77	3	0
1334	93	29	31.18	17	9
1335	730	99	13.56	49	42
1336	407	207	50.86	64	122
1337	139	62	44.60	20	41
1338	431	218	50.58	79	115

DALLAS COUNTY GENERAL ELECTION
NOVEMBER 5, 1996

COUNTY COMMISSIONER, PRECINCT NO. 1

D
 E
 M
 W
 O
 R
 T
 E
 N
 D
 Y
 K
 E

R
 E
 P
 J
 A
 C
 K
 S
 O
 N

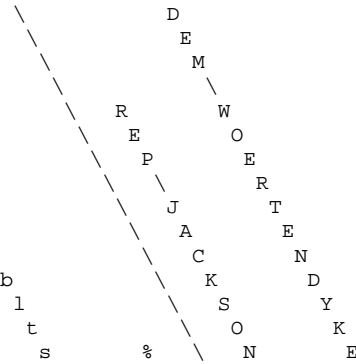
b
 l
 t
 s

r
 e
 g
 %

	reg	blts	%	SON	KEY
1339	304	162	53.29	65	85
1340	473	349	73.78	257	64
1341	848	533	62.85	299	180
1342	191	127	66.49	86	31
1343	815	553	67.85	389	88
1344	347	240	69.16	161	53
1345	1,098	631	57.47	359	207
1346	270	155	57.41	68	74
1347	551	400	72.60	316	56
1348	291	94	32.30	26	59
1349	93	53	56.99	17	30
1350	468	279	59.62	180	69
1351	28	23	82.14	20	2
1352	136	78	57.35	31	41
1353	188	95	50.53	25	55
1354	194	90	46.39	21	64
1355	557	248	44.52	60	163
1356	440	221	50.23	121	81
1357	234	88	37.61	46	32
1358	439	182	41.46	102	68
1359	395	142	35.95	62	70
1360	464	234	50.43	118	90
1361	1,133	550	48.54	155	333
1362	1,059	364	34.37	172	152
1363	12	8	66.67	4	3
1364	1,441	909	63.08	494	349
1365	4	3	75.00	2	0
1366	369	149	40.38	92	39
1367	700	271	38.71	172	68
1368	0	0	0.00	0	0
1369	1,483	753	50.78	342	334
1370	1,113	736	66.13	539	119
1371	2,392	1,118	46.74	743	265
1372	1,583	985	62.22	651	240

DALLAS COUNTY GENERAL ELECTION
NOVEMBER 5, 1996

COUNTY COMMISSIONER, PRECINCT NO. 1



	g	s	%	N	E
Election Wide	310,470	184,126	59.31	117,994	49,072
County wide	310,470	184,126	59.31	117,994	49,072
Cong. Dist 3	55,694	33,074	59.39	20,230	9,887
Cong. Dist 5	22,897	11,544	50.42	5,141	5,170
Cong. Dist 26	224,441	135,737	60.48	90,279	32,961
Cong. Dist 30	7,438	3,771	50.70	2,344	1,054
State Br Ed Dist 12	262,970	160,015	60.85	106,692	38,473
State Br Ed Dist 13	47,500	24,111	50.76	11,302	10,599
State Sen. Dist 2	13,126	6,227	47.44	2,438	3,184
State Sen. Dist 8	165,620	103,153	62.28	69,223	24,539
State Sen. Dist 9	63,420	34,945	55.10	22,829	8,647
State Sen. Dist 16	65,910	38,916	59.04	23,262	12,120
State Sen. Dist 23	2,394	885	36.97	242	582
State Rep Dist 99	84,812	46,391	54.70	30,284	11,689
State Rep Dist 102	60,420	37,193	61.56	24,204	9,472
State Rep Dist 103	14,674	7,976	54.35	4,070	3,175
State Rep Dist 107	35,107	18,175	51.77	8,068	8,321
State Rep Dist 108	44,790	28,244	63.06	20,279	5,512
State Rep Dist 112	29,953	19,396	64.75	13,061	4,607
State Rep Dist 114	40,714	26,751	65.70	18,028	6,296
County Comm Dist 1	310,470	184,126	59.31	117,994	49,072
JP/Con Pct 1 Pl 1	72,491	44,768	61.76	29,827	10,866
JP/Con Pct 2 Pl 1	71,453	39,987	55.96	26,342	9,768
JP/Con Pct 3 Pl 1	151,520	92,772	61.23	59,552	24,741
JP/Con Pct 6 Pl 1	4,964	1,878	37.83	520	1,217
JP/Con Pct 8 Pl 1	10,042	4,721	47.01	1,753	2,480

DALLAS COUNTY GENERAL ELECTION
NOVEMBER 5, 1996

COUNTY COMMISSIONER, PRECINCT NO. 3

R
 E
 P
 T
 H
 O
 M
 A
 S
 -
 M
 E
 L
 T
 O
 N
 D
 E
 M
 P
 R
 I
 C
 E

	g	s	%	N	E
3301	1,150	380	33.04	124	229
3302	545	293	53.76	133	145
3303	508	207	40.75	43	153
3304	1,071	416	38.84	134	261
3305	1,153	481	41.72	13	462
3306	1,116	601	53.85	344	215
3307	1,464	346	23.63	130	197
3308	3	5	166.67	3	2
3309	864	334	38.66	24	295
3310	1,516	155	10.22	91	54
3311	709	275	38.79	101	158
3312	2,882	998	34.63	442	486
3313	287	124	43.21	62	51
3314	2,585	1,274	49.28	98	1,139
3315	2,267	994	43.85	21	951
3316	217	83	38.25	6	75
3317	421	52	12.35	17	32
3318	2,260	1,027	45.44	34	964
3319	2,498	911	36.47	24	869
3320	796	320	40.20	12	299
3321	1,031	436	42.29	14	399
3322	1,507	702	46.58	19	671
3323	946	390	41.23	9	370
3324	1,133	527	46.51	13	491
3325	1,714	742	43.29	16	711
3326	942	292	31.00	11	264
3327	327	182	55.66	91	85
3328	1,137	514	45.21	125	371
3329	1,322	619	46.82	227	355
3330	1,971	1,056	53.58	595	420
3331	2,350	1,151	48.98	621	469
3332	520	263	50.58	9	249

DALLAS COUNTY GENERAL ELECTION
NOVEMBER 5, 1996

COUNTY COMMISSIONER, PRECINCT NO. 3

R
 E
 P
 T
 H
 O
 M
 A
 S
 -
 M
 E
 L
 T
 O
 N
 D
 E
 M
 P
 R
 I
 C
 E

	g	s	%	N	E
3333	1,468	678	46.19	25	639
3334	1,106	590	53.35	43	537
3335	2,105	966	45.89	23	918
3336	1,754	728	41.51	15	688
3337	3,030	1,455	48.02	43	1,379
3338	1,811	929	51.30	30	874
3339	123	66	53.66	28	36
3340	2,007	863	43.00	245	581
3341	350	177	50.57	10	166
3342	446	171	38.34	92	71
3343	2,861	1,326	46.35	404	870
3344	1,825	768	42.08	281	454
3345	870	352	40.46	61	272
3346	2,080	773	37.16	435	305
3347	2,812	1,132	40.26	852	238
3348	1,475	602	40.81	21	570
3349	510	180	35.29	10	166
3350	477	200	41.93	63	123
3351	61	23	37.70	1	21
3352	868	483	55.65	277	180
3353	948	358	37.76	89	231
3354	1,179	547	46.40	306	207
3355	1,887	853	45.20	530	279
3356	2,798	1,402	50.11	98	1,269
3357	1,814	902	49.72	35	848
3358	822	334	40.63	218	89
3359	891	384	43.10	245	118
3360	2,750	1,256	45.67	975	230
3361	277	138	49.82	33	99
3362	1,247	488	39.13	26	449
3363	2,742	1,341	48.91	42	1,280
3364	527	150	28.46	60	82

DALLAS COUNTY GENERAL ELECTION
NOVEMBER 5, 1996

COUNTY COMMISSIONER, PRECINCT NO. 3

R
 E
 P
 T
 H
 O
 M
 A
 S
 -
 M
 E
 L
 T
 O
 N
 D
 E
 M
 P
 R
 I
 C
 E

	g	s	%	N	E
3365	338	156	46.15	71	80
3366	492	110	22.36	3	101
3367	2,258	1,361	60.27	80	1,252
3368	1,488	856	57.53	30	813
3369	2,705	1,095	40.48	87	978
3370	1,453	657	45.22	350	261
3371	1,510	672	44.50	27	628
3372	2,461	1,049	42.62	42	979
3373	3,152	1,626	51.59	1,030	511
3374	2,775	1,476	53.19	68	1,357
3375	2,674	1,175	43.94	35	1,121
3376	1,947	788	40.47	30	733
3377	1,222	556	45.50	16	525
3378	2,124	795	37.43	24	750
3379	463	206	44.49	10	191
3380	1,214	586	48.27	22	559
3381	1,070	456	42.62	23	424
3382	2,141	1,029	48.06	130	869
3383	2,280	1,079	47.32	59	988
3384	1,978	1,097	55.46	86	984
3385	1,070	431	40.28	16	402
3386	884	434	49.10	291	113
3387	48	8	16.67	4	4
3388	256	87	33.98	45	32
3389	1,240	682	55.00	70	594
3390	576	246	42.71	13	232
3391	610	396	64.92	249	124
3392	1,501	697	46.44	35	645
3393	1,698	650	38.28	442	185
3394	1,777	1,061	59.71	45	1,006
3395	44	6	13.64	1	5
3396	1,497	820	54.78	555	226

DALLAS COUNTY GENERAL ELECTION
NOVEMBER 5, 1996

COUNTY COMMISSIONER, PRECINCT NO. 3

R
 E
 P
 T
 H
 O
 M
 A
 S
 -
 M
 E
 L
 T
 O
 N
 D
 E
 M
 P
 R
 I
 C
 E

	g	s	%	N	E
3397	1,328	677	50.98	23	643
3398	235	95	40.43	56	33
3399	1,515	729	48.12	451	251
3400	472	128	27.12	19	107
3401	548	280	51.09	103	160
3402	528	212	40.15	52	153
3403	17	16	94.12	9	7
3404	756	509	67.33	361	119
3405	1,206	459	38.06	117	322
3406	2,038	1,287	63.15	944	299
3407	802	578	72.07	423	121
3408	170	76	44.71	37	38
3409	3	2	66.67	1	1
3410	1,132	666	58.83	269	367
3411	110	71	64.55	29	40
3412	2,347	1,512	64.42	860	591
3413	423	254	60.05	112	133
3414	618	348	56.31	107	233
3415	139	78	56.12	37	39
3416	497	190	38.23	43	145
3417	3	3	100.00	2	1
3418	189	92	48.68	35	54
3419	317	208	65.62	155	46
3420	197	38	19.29	18	18
3421	314	179	57.01	54	118
3422	43	10	23.26	3	7
3423	1	1	100.00	0	1
3424	632	215	34.02	15	184
3425	1,044	562	53.83	347	187
3426	0	0	0.00	0	0
3427	146	41	28.08	3	35
3428	968	276	28.51	1	267

DALLAS COUNTY GENERAL ELECTION
NOVEMBER 5, 1996

COUNTY COMMISSIONER, PRECINCT NO. 3

R
 E
 P
 T
 H
 O
 M
 A
 S
 -
 M
 E
 L
 T
 O
 N
 D
 E
 M
 P
 R
 I
 C
 E

	g	s	%	N	E
3429	778	267	34.32	7	247
3430	259	78	30.12	17	50
3431	488	152	31.15	14	130
3432	10	6	60.00	0	6
3433	3	2	66.67	1	1
3434	1,712	766	44.74	311	403
3435	1,529	635	41.53	15	607
3436	81	29	35.80	20	7
3437	714	427	59.80	27	393
3438	1,605	458	28.54	144	292
3439	109	57	52.29	38	18
3440	33	4	12.12	1	2
3441	164	75	45.73	18	55
3442	42	12	28.57	1	11
3443	1,557	826	53.05	496	252
3444	1,928	998	51.76	101	865
3445	1,515	844	55.71	89	733
3446	6	2	33.33	0	1
3447	520	265	50.96	179	69
3448	1,285	593	46.15	36	543
3449	245	90	36.73	21	67
3450	29	26	89.66	19	6
3451	418	258	61.72	205	46
3452	308	106	34.42	50	56
3453	1,489	814	54.67	389	380
3454	172	63	36.63	4	58
3455	412	154	37.38	15	128
3456	98	36	36.73	24	9
3457	222	93	41.89	51	38
3458	341	148	43.40	78	62
3459	288	111	38.54	4	103
3460	235	65	27.66	14	51

DALLAS COUNTY GENERAL ELECTION
NOVEMBER 5, 1996

COUNTY COMMISSIONER, PRECINCT NO. 3

R
 E
 P
 T
 H
 O
 M
 A
 S
 -
 M
 E
 L
 T
 O
 N
 D
 E
 M
 P
 R
 I
 C
 E

	g	s	%	N	E
3461	183	13	7.10	5	8
3462	22	1	4.55	0	1
3463	803	234	29.14	103	123
3464	729	199	27.30	14	178
3465	247	98	39.68	45	47
3466	703	282	40.11	179	81
3467	232	98	42.24	19	73
3468	823	253	30.74	73	166
3469	6	0	0.00	0	0
3470	9	5	55.56	5	0
3471	887	300	33.82	87	200
3472	792	416	52.53	122	278
3473	882	505	57.26	258	222
3474	270	100	37.04	24	73
3475	106	72	67.92	46	22
3476	1,028	459	44.65	59	392
3477	315	145	46.03	52	90
3478	1,781	996	55.92	382	580
3479	362	216	59.67	72	134
3480	3,248	1,446	44.52	259	1,146
3481	2,136	959	44.90	96	838
3482	2,476	1,653	66.76	303	1,311
3483	2,280	1,468	64.39	350	1,092
3484	2,389	1,319	55.21	241	1,056
3485	2,287	1,545	67.56	356	1,153
3486	2,383	976	40.96	529	419
3487	702	250	35.61	18	226
3488	1,860	816	43.87	50	746
3489	1,007	351	34.86	8	335
3490	410	134	32.68	5	126
3491	236	70	29.66	31	30
3492	281	144	51.25	3	133

DALLAS COUNTY GENERAL ELECTION
NOVEMBER 5, 1996

COUNTY COMMISSIONER, PRECINCT NO. 3

R
 E
 P
 T
 H
 O
 M
 A
 S
 -
 M
 E
 L
 T
 O
 N
 D
 E
 M
 P
 R
 I
 C
 E

	g	s	%	N	E
3493	278	140	50.36	4	133
3494	0	1	0.00	0	1
3495	741	292	39.41	5	280
3496	13	0	0.00	0	0
3497	222	59	26.58	4	53
3498	248	139	56.05	54	77
3499	1,262	322	25.52	24	287
3500	224	26	11.61	7	17
3501	414	128	30.92	40	83
3502	97	4	4.12	3	1
3503	442	259	58.60	132	111
3504	134	68	50.75	33	32
3505	182	84	46.15	22	61
3506	478	223	46.65	98	114
3507	70	46	65.71	20	20
3508	230	108	46.96	8	95
3509	174	49	28.16	17	29
3510	57	23	40.35	12	10
3511	137	70	51.09	22	46
3512	0	0	0.00	0	0
3513	2	0	0.00	0	0
3514	390	179	45.90	90	79
3515	290	169	58.28	74	89
3516	659	228	34.60	55	163
3517	48	12	25.00	4	8
3518	224	44	19.64	17	26
3519	1	0	0.00	0	0
3520	269	168	62.45	38	123
3521	541	191	35.30	98	85
3522	314	127	40.45	59	62
3523	945	370	39.15	65	290
3524	236	31	13.14	12	18

DALLAS COUNTY GENERAL ELECTION
NOVEMBER 5, 1996

COUNTY COMMISSIONER, PRECINCT NO. 3

R
 E
 P
 T
 H
 O
 M
 A
 S
 -
 M
 E
 L
 T
 O
 N
 D
 E
 M
 P
 R
 I
 C
 E

	g	s	%	N	E
3525	3	1	33.33	0	1
3526	853	351	41.15	121	204
3527	350	154	44.00	46	107
3528	147	52	35.37	29	23
3529	95	43	45.26	21	18
3530	500	211	42.20	116	84
3531	254	138	54.33	95	33
3532	285	125	43.86	26	92
3533	1,248	500	40.06	229	234
3534	449	189	42.09	2	184
3535	367	197	53.68	21	168
3536	0	0	0.00	0	0
3537	44	13	29.55	2	9
3538	32	10	31.25	4	6
3539	317	67	21.14	30	35
3540	203	103	50.74	11	88
3541	39	15	38.46	12	2
3542	954	353	37.00	10	335
3543	545	255	46.79	190	48
3544	837	511	61.05	344	143
3545	248	51	20.56	12	36
3546	442	168	38.01	93	59
3547	479	271	56.58	161	95
3548	1	0	0.00	0	0
3549	40	22	55.00	9	13
3550	10	10	100.00	6	3
3551	127	54	42.52	7	45
3552	0	0	0.00	0	0
3553	59	25	42.37	7	17
3554	2	0	0.00	0	0
3555	0	0	0.00	0	0
3556	148	62	41.89	20	40

DALLAS COUNTY GENERAL ELECTION
NOVEMBER 5, 1996

COUNTY COMMISSIONER, PRECINCT NO. 3

R
 E
 P
 T
 H
 O
 M
 A
 S
 -
 M
 E
 L
 T
 O
 N
 D
 E
 M
 P
 R
 I
 C
 E

	g	s	%	N	E
3557	298	111	37.25	67	39
3558	1,563	731	46.77	533	165
3559	945	299	31.64	210	72
3560	170	73	42.94	38	29
3561	701	305	43.51	5	295
3562	585	184	31.45	116	58
3563	16	3	18.75	2	1
3564	185	65	35.14	27	36
3565	344	81	23.55	17	63
3566	155	75	48.39	43	23
3567	304	155	50.99	15	132
3568	212	80	37.74	37	37
3569	476	247	51.89	120	115
3570	0	0	0.00	0	0
3571	1,563	613	39.22	364	216
3572	886	244	27.54	18	219
3573	497	225	45.27	98	113
Election Wide	228,587	103,885	45.45	28,431	71,649
County wide	228,587	103,885	45.45	28,431	71,649
Cong. Dist 5	47,622	21,936	46.06	12,863	8,047
Cong. Dist 24	2,880	1,155	40.10	486	614
Cong. Dist 30	178,085	80,794	45.37	15,082	62,988
State Br Ed Dist 12	12,978	5,665	43.65	4,035	1,381
State Br Ed Dist 13	215,609	98,220	45.55	24,396	70,268
State Sen. Dist 2	71,777	32,107	44.73	15,837	14,632
State Sen. Dist 16	11,693	5,923	50.65	4,341	1,335
State Sen. Dist 23	145,117	65,855	45.38	8,253	55,682
State Rep Dist 100	42,108	18,378	43.64	5,155	12,449
State Rep Dist 101	2,750	1,256	45.67	975	230
State Rep Dist 103	10,170	4,247	41.76	1,782	2,281

DALLAS COUNTY GENERAL ELECTION
NOVEMBER 5, 1996

COUNTY COMMISSIONER, PRECINCT NO. 3

R
 E
 P
 T
 H
 O
 M
 A
 S
 -
 M
 E
 L
 T
 O
 N
 D
 E
 M
 P
 R
 I
 C
 E

	r e g	b l t s	%	N	E
State Rep Dist 104	5,710	1,800	31.52	451	1,227
State Rep Dist 105	39,394	17,855	45.32	9,703	7,281
State Rep Dist 107	15,324	6,693	43.68	3,669	2,644
State Rep Dist 109	39,879	17,360	43.53	2,346	14,470
State Rep Dist 110	41,449	21,676	52.30	3,282	17,891
State Rep Dist 111	31,803	14,620	45.97	1,068	13,176
County Comm Dist 3	228,587	103,885	45.45	28,431	71,649
JP/Con Pct 1 Pl 1	22,252	11,900	53.48	6,975	4,320
JP/Con Pct 2 Pl 1	2	0	0.00	0	0
JP/Con Pct 5 Pl 1	15,781	6,333	40.13	4,299	1,759
JP/Con Pct 6 Pl 1	27,116	9,492	35.01	2,290	6,690
Con Pct 7	59,382	29,296	49.33	4,063	24,491
JP/Con Pct 8 Pl 1	104,054	46,864	45.04	10,804	34,389

** COMBINED OFFICIAL CANVASS **

DALLAS COUNTY GENERAL ELECTION
NOVEMBER 5, 1996

JUSTICE OF THE PEACE, PRECINCT NO. 1, PLACE 1

	REGISTRATION		%	VOTING	
	REG	REG		REG	REG
1135	1,073	822	76.61	490	64
1147	1,842	1,214	65.91	826	103
1148	2,437	1,521	62.41	812	147
1149	2,745	1,605	58.47	922	224
1150	2,706	1,533	56.65	793	219
1151	705	529	75.04	347	35
1154	1,488	1,034	69.49	602	114
1156	984	597	60.67	224	99
1157	2,046	1,494	73.02	1,072	102
1158	174	71	40.80	36	15
1162	1,586	1,270	80.08	1,088	31
1163	3,091	2,312	74.80	1,890	76
1164	2,580	1,909	73.99	1,593	57
1165	1,309	1,018	77.77	839	41
1170	1,013	704	69.50	488	71
1171	3,004	2,032	67.64	1,634	90
1172	2,703	1,756	64.96	1,382	101
1174	1,704	891	52.29	629	70
1177	3,095	1,584	51.18	979	211
1178	1,751	805	45.97	461	102
1179	443	215	48.53	110	20
1180	2,803	1,441	51.41	923	180
1182	1,399	591	42.24	345	73
1187	1,188	883	74.33	710	20
1188	1,935	1,211	62.58	794	100
1189	1,206	766	63.52	500	57
1196	1,850	1,350	72.97	1,072	56
1197	1,108	876	79.06	697	38
1198	1,847	1,337	72.39	1,105	50
1203	1,370	969	70.73	807	35
1227	2,304	1,640	71.18	1,166	79
1229	886	439	49.55	301	38
1248	3	1	33.33	1	0
1284	80	34	42.50	16	6
1285	429	213	49.65	115	36
1286	996	270	27.11	207	7
1287	1,477	1,092	73.93	829	55
1288	280	209	74.64	172	10

** COMBINED OFFICIAL CANVASS **

DALLAS COUNTY GENERAL ELECTION
NOVEMBER 5, 1996

JUSTICE OF THE PEACE, PRECINCT NO. 1, PLACE 1

	r		%	L	
	e	b		I	B
	g	s		R	E
1289	3	2	66.67	2	0
1290	378	279	73.81	221	17
1291	0	0	0.00	0	0
1292	1,806	641	35.49	220	146
1293	222	98	44.14	53	14
1295	1,251	446	35.65	170	108
1296	1,043	253	24.26	94	57
1297	545	213	39.08	93	54
1309	677	250	36.93	106	56
1310	63	51	80.95	41	2
1312	850	633	74.47	507	21
1313	4	1	25.00	0	1
1317	951	636	66.88	292	91
1319	2	1	50.00	1	0
1320	491	324	65.99	218	12
1321	0	0	0.00	0	0
1344	347	240	69.16	164	13
1345	1,098	631	57.47	381	58
1347	551	400	72.60	313	18
1348	291	94	32.30	31	14
1350	468	279	59.62	184	25
1364	1,441	909	63.08	513	110
1366	369	149	40.38	100	20
2210	853	643	75.38	481	49
2217	2,318	1,677	72.35	1,269	81
2218	1,809	1,252	69.21	840	113
2219	1,575	1,041	66.10	679	82
2223	2,432	1,636	67.27	1,002	145
2224	2,486	1,786	71.84	1,244	118
2225	1,364	752	55.13	393	91
2226	1,468	687	46.80	293	100
2227	1,022	689	67.42	404	90
2228	2,392	1,436	60.03	909	136
2229	966	672	69.57	421	81
2230	1,340	655	48.88	305	109
2231	775	507	65.42	292	58
2232	2,188	1,195	54.62	586	183
2233	1,100	651	59.18	384	55

DALLAS COUNTY GENERAL ELECTION
NOVEMBER 5, 1996

JUSTICE OF THE PEACE, PRECINCT NO. 1, PLACE 1

	r e g	b l t s	%	R E P U B L I C A N S	
				C O N S	L I B E R A L S
2237	1,412	886	62.75	690	41
2238	1,573	785	49.90	412	133
2242	1,803	1,278	70.88	838	110
2243	2,631	1,870	71.08	1,225	163
2244	321	221	68.85	131	24
2246	1,832	942	51.42	494	115
2251	296	192	64.86	101	30
2252	175	132	75.43	88	9
2253	999	616	61.66	346	85
2262	983	716	72.84	542	42
2263	1,651	958	58.03	502	119
2264	1,621	561	34.61	236	119
2265	1,253	762	60.81	524	52
2266	1,316	1,018	77.36	756	62
2271	1,258	924	73.45	658	62
2272	2,166	1,058	48.85	519	167
2273	2,059	1,371	66.59	847	153
2276	1,208	818	67.72	528	75
2277	2,677	1,861	69.52	1,205	143
2278	1,397	740	52.97	390	92
2290	219	67	30.59	8	16
2292	181	60	33.15	26	5
2295	1,327	558	42.05	236	100
2296	707	469	66.34	295	46
2300	470	290	61.70	135	43
2308	2,627	936	35.63	427	163
2309	2,620	1,653	63.09	1,176	122
2311	1,976	1,281	64.83	944	102
2314	2,298	1,064	46.30	566	141
2319	2,531	875	34.57	305	157
2335	257	99	38.52	44	19
2336	247	88	35.63	47	18
2337	257	134	52.14	86	14
2338	268	116	43.28	57	18
2339	842	288	34.20	105	72
2341	363	180	49.59	60	19
2342	878	346	39.41	164	67
2343	622	231	37.14	77	74

** COMBINED OFFICIAL CANVASS **

DALLAS COUNTY GENERAL ELECTION
NOVEMBER 5, 1996

JUSTICE OF THE PEACE, PRECINCT NO. 1, PLACE 1

	r		%	L	
	e	t		I	B
	g	s		F	R
				L	S
2344	554	266	48.01	127	49
2345	372	149	40.05	54	41
2346	1,034	816	78.92	629	49
2347	0	212	0.00	51	47
2348	1,083	474	43.77	205	67
2354	61	50	81.97	41	4
2359	921	458	49.73	191	90
2360	743	124	16.69	28	20
2361	128	24	18.75	11	3
2362	614	396	64.50	215	45
2363	318	172	54.09	88	26
2365	75	54	72.00	28	7
2366	12	6	50.00	5	0
2367	256	175	68.36	106	21
2368	158	109	68.99	80	10
2369	0	0	0.00	0	0
2370	277	133	48.01	52	23
2371	287	178	62.02	106	12
2373	1,145	818	71.44	647	42
2374	269	140	52.04	74	17
2375	298	105	35.23	38	19
2376	0	2	0.00	1	0
2377	119	62	52.10	24	16
2378	253	123	48.62	62	20
2379	1	0	0.00	0	0
2380	1,638	924	56.41	478	146
2381	692	488	70.52	308	43
2382	97	71	73.20	49	4
2383	157	73	46.50	50	9
2389	80	51	63.75	34	3
3330	1,971	1,056	53.58	407	170
3331	2,350	1,151	48.98	425	171
3352	868	483	55.65	174	79
3354	1,179	547	46.40	208	84
3355	1,887	853	45.20	358	137
3401	548	280	51.09	94	51
3404	756	509	67.33	274	61
3405	1,206	459	38.06	100	76

** COMBINED OFFICIAL CANVASS **

DALLAS COUNTY GENERAL ELECTION
NOVEMBER 5, 1996

JUSTICE OF THE PEACE, PRECINCT NO. 1, PLACE 1

	reg	blts	%	R E P C E R C O N E	L I B F L O R E S
3406	2,038	1,287	63.15	723	165
3407	802	578	72.07	341	49
3409	3	2	66.67	1	0
3412	2,347	1,512	64.42	688	193
3413	423	254	60.05	89	56
3419	317	208	65.62	130	22
3425	1,044	562	53.83	224	90
3439	109	57	52.29	23	15
3443	1,557	826	53.05	413	150
3456	98	36	36.73	16	3
3457	222	93	41.89	39	15
3458	341	148	43.40	41	42
3491	236	70	29.66	25	14
3509	174	49	28.16	13	3
3510	57	23	40.35	8	4
3511	137	70	51.09	16	9
3544	837	511	61.05	275	65
3545	248	51	20.56	10	13
3573	497	225	45.27	77	34
Election Wide	177,794	105,044	59.08	64,947	10,756
County wide	177,794	105,044	59.08	64,947	10,756
Cong. Dist 3	6,589	3,475	52.74	2,118	390
Cong. Dist 5	93,116	55,484	59.59	32,683	6,223
Cong. Dist 26	66,341	40,375	60.86	27,904	3,193
Cong. Dist 30	11,748	5,710	48.60	2,242	950
State Br Ed Dist 12	122,168	76,929	62.97	51,650	6,636
State Br Ed Dist 13	55,626	28,115	50.54	13,297	4,120
State Sen. Dist 2	21,455	10,950	51.04	4,544	1,690
State Sen. Dist 8	50,082	32,151	64.20	23,438	2,252
State Sen. Dist 16	105,835	61,843	58.43	36,942	6,798
State Sen. Dist 23	422	100	23.70	23	16
State Rep Dist 100	24,907	13,552	54.41	6,776	1,884
State Rep Dist 101	7,032	3,460	49.20	1,762	463
State Rep Dist 102	8,863	5,319	60.01	3,368	463
State Rep Dist 103	2,231	1,553	69.61	1,096	124
State Rep Dist 105	12,691	6,559	51.68	2,598	1,018

** COMBINED OFFICIAL CANVASS **

DALLAS COUNTY GENERAL ELECTION
NOVEMBER 5, 1996

JUSTICE OF THE PEACE, PRECINCT NO. 1, PLACE 1

	REGISTRATION		LIFE		
	Registered	Ballots Cast	%	For	Against
State Rep Dist 107	33,166	17,319	52.22	9,289	2,388
State Rep Dist 108	84,786	54,563	64.35	38,310	4,186
State Rep Dist 112	4,118	2,719	66.03	1,748	230
County Comm Dist 1	72,491	44,768	61.76	30,681	3,669
County Comm Dist 2	83,051	48,376	58.25	29,074	5,316
County Comm Dist 3	22,252	11,900	53.48	5,192	1,771
JP/Con Pct 1 Pl 1	177,794	105,044	59.08	64,947	10,756

DALLAS COUNTY GENERAL ELECTION
NOVEMBER 5, 1996

JUSTICE OF THE PEACE, PRECINCT NO. 2, PLACE 1

	b		%	R R Y
	r e g	l t s		
1101	2,865	1,876	65.48	1,397
1102	2,939	1,792	60.97	1,290
1112	1,283	690	53.78	457
1113	905	398	43.98	211
1114	2,212	1,211	54.75	784
1122	2,456	1,606	65.39	1,220
1124	1,508	965	63.99	656
1125	306	97	31.70	55
1168	855	591	69.12	420
1169	294	7	2.38	4
1181	1,548	98	6.33	70
1184	1,874	964	51.44	660
1192	11	2	18.18	1
1193	0	0	0.00	0
1194	1,260	572	45.40	361
1200	3,479	1,945	55.91	1,244
1206	1,789	1,143	63.89	843
1210	3,170	1,985	62.62	1,438
1214	2,793	1,536	54.99	1,102
1215	210	90	42.86	54
1217	347	195	56.20	127
1218	859	502	58.44	313
1222	2,588	1,618	62.52	1,193
1224	2,434	1,553	63.80	1,175
1225	2,648	1,434	54.15	1,000
1226	1,986	980	49.35	683
1231	2,709	1,350	49.83	958
1234	2	2	100.00	1
1235	2,558	1,609	62.90	1,223
1237	2,755	1,329	48.24	1,005
1238	3,824	2,072	54.18	1,439
1240	49	38	77.55	21
1241	8	36	450.00	1
1242	708	367	51.84	253
1249	155	113	72.90	94
1252	573	241	42.06	134
1254	366	211	57.65	124
1268	2,441	1,536	62.93	1,178
1278	0	0	0.00	0
1280	1,574	1,084	68.87	781

DALLAS COUNTY GENERAL ELECTION
NOVEMBER 5, 1996

JUSTICE OF THE PEACE, PRECINCT NO. 2, PLACE 1

	b l t s		R E P T E R R Y	
r e g			%	
1300	11	5	45.45	3
1314	33	14	42.42	6
1316	995	652	65.53	439
1318	372	271	72.85	175
1324	685	303	44.23	176
1325	222	86	38.74	53
1326	507	292	57.59	199
1327	5	2	40.00	0
1329	2,626	1,582	60.24	1,144
1331	1,670	1,016	60.84	691
1332	95	19	20.00	9
1333	13	4	30.77	1
1334	93	29	31.18	19
1356	440	221	50.23	129
1357	234	88	37.61	49
1358	439	182	41.46	114
1359	395	142	35.95	77
1360	464	234	50.43	140
1367	700	271	38.71	195
1370	1,113	736	66.13	556
3513	2	0	0.00	0
4401	2,551	1,359	53.27	815
4402	3,712	2,157	58.11	1,344
4403	2,775	1,457	52.50	831
4404	1,177	419	35.60	203
4413	2,181	1,277	58.55	838
4414	1,748	955	54.63	594
4415	2,806	1,563	55.70	911
4417	1,675	1,042	62.21	705
4428	1,146	309	26.96	140
4433	938	391	41.68	211
4436	547	257	46.98	145
4437	1,859	842	45.29	445
4438	1,280	587	45.86	287
4440	171	77	45.03	39
4446	1,795	878	48.91	547
4449	885	542	61.24	374
4450	536	191	35.63	100
4456	1,573	642	40.81	363
4457	240	103	42.92	60

DALLAS COUNTY GENERAL ELECTION
NOVEMBER 5, 1996

JUSTICE OF THE PEACE, PRECINCT NO. 2, PLACE 1

	b		%	R R Y
	r e g	l t s		
4459	931	357	38.35	175
4464	2,735	1,607	58.76	1,019
4465	1,547	999	64.58	656
4466	2,349	1,210	51.51	730
4467	1,544	988	63.99	604
4468	546	331	60.62	204
4473	1,853	1,060	57.20	692
4474	2,206	1,244	56.39	750
4475	1,765	998	56.54	623
4482	434	169	38.94	93
4493	1,689	795	47.07	555
4500	0	0	0.00	0
4507	1,530	837	54.71	545
4520	2,345	924	39.40	539
4521	786	297	37.79	173
4525	304	108	35.53	50
4528	36	8	22.22	3
4529	240	47	19.58	30
4533	96	51	53.13	24
4534	912	593	65.02	391
4536	53	17	32.08	11
4538	1,794	1,060	59.09	755
4539	385	194	50.39	108
4540	208	134	64.42	97
4547	1,863	746	40.04	495
4549	2,173	1,239	57.02	849
4550	318	107	33.65	51
4551	333	91	27.33	38
4553	217	83	38.25	42
4554	60	37	61.67	22
4555	251	111	44.22	55
4557	287	91	31.71	47
4558	1,974	1,016	51.47	625
4560	411	185	45.01	81
4561	214	151	70.56	104
4562	443	136	30.70	64
4563	1,696	602	35.50	289
4564	443	131	29.57	59
4565	214	77	35.98	44
4593	335	111	33.13	73

** COMBINED OFFICIAL CANVASS **

DALLAS COUNTY GENERAL ELECTION
NOVEMBER 5, 1996

JUSTICE OF THE PEACE, PRECINCT NO. 2, PLACE 1

	reg	blts	%	RY
4616	523	179	34.23	80
4637	0	0	0.00	0
4639	3	0	0.00	0
4641	722	251	34.76	156
4649	1,515	473	31.22	236
4650	1,567	725	46.27	378
Election Wide	142,900	75,605	52.91	49,712
County wide	142,900	75,605	52.91	49,712
Cong. Dist 26	65,015	36,599	56.29	25,783
Cong. Dist 30	77,885	39,006	50.08	23,929
State Br Ed Dist 12	120,752	64,720	53.60	43,294
State Br Ed Dist 13	22,148	10,885	49.15	6,418
State Sen. Dist 8	49,661	26,957	54.28	17,332
State Sen. Dist 9	93,237	48,648	52.18	32,380
State Sen. Dist 23	2	0	0.00	0
State Rep Dist 99	58,358	32,704	56.04	22,960
State Rep Dist 103	13,926	5,106	36.67	2,724
State Rep Dist 106	22,383	11,515	51.45	6,863
State Rep Dist 114	48,233	26,280	54.49	17,165
County Comm Dist 1	71,453	39,987	55.96	28,145
County Comm Dist 3	2	0	0.00	0
County Comm Dist 4	71,445	35,618	49.85	21,567
JP/Con Pct 2 Pl 1	142,900	75,605	52.91	49,712

DALLAS COUNTY GENERAL ELECTION
NOVEMBER 5, 1996

JUSTICE OF THE PEACE, PRECINCT NO. 3, PLACE 1

	b		%	L	
	r	l		R	I
	e	t		B	D
	g	s		O	O
				M	D
				A	G
				N	E
1103	2,623	1,788	68.17	1,294	124
1104	2,524	1,693	67.08	1,195	129
1105	2,244	1,408	62.75	898	188
1106	1,574	1,071	68.04	749	84
1107	2,773	2,068	74.58	1,560	118
1108	2,771	1,673	60.38	1,040	191
1109	231	93	40.26	48	23
1110	2,265	1,611	71.13	1,145	133
1111	2,225	1,523	68.45	1,009	136
1115	635	410	64.57	262	45
1116	2,946	1,245	42.26	797	137
1117	1,215	752	61.89	506	64
1118	1,256	801	63.77	504	104
1119	2,459	1,471	59.82	859	159
1121	682	397	58.21	215	61
1123	2,764	1,772	64.11	1,245	153
1126	1,674	999	59.68	514	169
1127	1,390	969	69.71	579	119
1128	1,013	746	73.64	497	66
1129	2,454	1,748	71.23	1,308	132
1130	2,489	1,867	75.01	1,358	136
1131	1,999	1,539	76.99	1,145	82
1132	1,524	959	62.93	582	89
1133	1,458	1,095	75.10	828	56
1134	1,466	1,075	73.33	700	88
1136	1,471	955	64.92	625	92
1137	1,717	1,144	66.63	677	121
1138	2,372	1,690	71.25	1,099	158
1140	1,936	1,405	72.57	948	124
1141	1,211	744	61.44	400	100
1142	1,801	1,227	68.13	756	143
1143	1,489	1,052	70.65	724	99
1144	1,196	863	72.16	605	61
1145	521	381	73.13	313	16
1146	1,438	1,074	74.69	737	67
1155	1,912	1,173	61.35	84	127
1159	1,226	751	61.26	411	107
1160	653	450	68.91	345	25
1161	2,241	1,459	65.10	1,073	82

DALLAS COUNTY GENERAL ELECTION
NOVEMBER 5, 1996

JUSTICE OF THE PEACE, PRECINCT NO. 3, PLACE 1

r e g	b l t s	%	R E P U B L I C A N S		
			L I B E R A L S	M A J O R I T Y	D I S S I D E
1166	1,213	872	71.89	594	64
1167	2,731	1,599	58.55	1,061	143
1173	2,453	1,169	47.66	788	127
1175	2,767	1,551	56.05	1,082	119
1176	2,291	1,689	73.72	1,208	109
1183	1,882	1,201	63.82	832	107
1185	1,948	1,226	62.94	834	118
1186	2,208	1,409	63.81	975	93
1195	0	1	0.00	1	0
1199	2,373	1,378	58.07	870	156
1201	1,739	1,108	63.71	778	83
1202	2,591	1,593	61.48	1,116	124
1204	1,907	1,221	64.03	885	82
1205	1,831	1,318	71.98	1,021	55
1207	1,251	843	67.39	627	41
1208	2,004	1,369	68.31	986	82
1209	2,080	1,306	62.79	838	106
1211	2,910	1,331	45.74	838	170
1212	1,241	803	64.71	660	34
1216	626	421	67.25	237	40
1219	1,505	1,146	76.15	799	67
1220	1,680	1,008	60.00	684	90
1221	1,821	806	44.26	471	121
1223	2,533	1,622	64.03	1,120	124
1228	2,488	1,492	59.97	1,043	124
1230	1,601	977	61.02	679	83
1232	3,239	1,387	42.82	843	166
1233	718	201	27.99	66	55
1236	1,091	640	58.66	479	44
1239	14	1	7.14	1	0
1243	463	252	54.43	143	33
1244	348	200	57.47	112	25
1245	78	44	56.41	30	3
1246	0	0	0.00	0	0
1247	147	66	44.90	43	5
1250	21	14	66.67	6	2
1256	34	21	61.76	4	5
1257	61	40	65.57	25	6
1258	929	568	61.14	391	36

DALLAS COUNTY GENERAL ELECTION
NOVEMBER 5, 1996

JUSTICE OF THE PEACE, PRECINCT NO. 3, PLACE 1

	b		%	L	
	r	l		R	I
g	t	s		M	D
				A	G
				N	E
1259	112	80	71.43	49	2
1260	559	310	55.46	208	32
1261	147	48	32.65	21	8
1262	200	45	22.50	15	11
1263	0	0	0.00	0	0
1265	7	4	57.14	2	0
1266	0	1	0.00	1	0
1267	190	85	44.74	35	6
1269	87	37	42.53	18	6
1270	974	365	37.47	147	81
1271	3	1	33.33	0	0
1272	385	169	43.90	76	23
1273	8	2	25.00	0	1
1274	1,262	685	54.28	420	77
1275	6	1	16.67	1	0
1276	337	237	70.33	190	11
1277	1,098	490	44.63	223	88
1281	1,067	613	57.45	376	90
1282	1,004	590	58.76	332	96
1283	251	91	36.25	28	26
1294	0	49	0.00	19	12
1298	1,431	581	40.60	259	102
1299	600	296	49.33	125	47
1301	234	114	48.72	45	24
1302	1,506	263	17.46	172	18
1303	1,389	693	49.89	426	76
1304	184	507	275.54	260	96
1305	807	342	42.38	147	66
1306	644	403	62.58	290	32
1307	21	17	80.95	9	3
1308	844	632	74.88	467	36
1311	145	13	8.97	4	2
1315	62	37	59.68	24	0
1322	1,684	628	37.29	325	105
1323	155	106	68.39	81	7
1328	585	352	60.17	194	42
1330	129	93	72.09	64	7
1336	407	207	50.86	86	29
1338	431	218	50.58	89	36

DALLAS COUNTY GENERAL ELECTION
NOVEMBER 5, 1996

JUSTICE OF THE PEACE, PRECINCT NO. 3, PLACE 1

	r e g i s t r a t i o n		L I B E R A L D E M O C R A T I C P A R T Y		R E P U B L I C A N P A R T Y	
	g	s	%	N	E	
1339	304	162	53.29	75	27	
1340	473	349	73.78	259	21	
1341	848	533	62.85	304	87	
1342	191	127	66.49	88	16	
1343	815	553	67.85	397	25	
1349	93	53	56.99	21	11	
1352	136	78	57.35	39	9	
1362	1,059	364	34.37	198	61	
1363	12	8	66.67	5	0	
1365	4	3	75.00	3	0	
1368	0	0	0.00	0	0	
1371	2,392	1,118	46.74	774	99	
1372	1,583	985	62.22	674	79	
2240	847	479	56.55	236	80	
2241	1,127	686	60.87	452	65	
2245	1,489	677	45.47	378	93	
2310	1,334	403	30.21	136	95	
2334	860	380	44.19	170	74	
2392	30	7	23.33	3	2	
3512	0	0	0.00	0	0	
Election Wide	157,207	95,404	60.69	62,244	9,092	
County wide	157,207	95,404	60.69	62,244	9,092	
Cong. Dist 3	61,301	35,672	58.19	22,095	3,827	
Cong. Dist 26	95,475	59,514	62.33	40,060	5,229	
Cong. Dist 30	431	218	50.58	89	36	
State Br Ed Dist 12	140,477	85,844	61.11	57,494	7,880	
State Br Ed Dist 13	16,730	9,560	57.14	4,750	1,212	
State Sen. Dist 8	103,714	63,916	61.63	42,541	5,925	
State Sen. Dist 9	2,488	1,492	59.97	1,043	124	
State Sen. Dist 16	50,397	29,698	58.93	18,535	2,995	
State Sen. Dist 23	608	298	49.01	125	48	
State Rep Dist 99	26,454	13,687	51.74	9,157	1,321	
State Rep Dist 102	60,183	35,620	59.19	23,217	3,398	
State Rep Dist 103	8,454	5,023	59.42	2,690	703	
State Rep Dist 107	1,912	1,173	61.35	84	127	
State Rep Dist 108	1,528	638	41.75	339	115	
State Rep Dist 112	29,953	19,396	64.75	13,246	1,754	

** COMBINED OFFICIAL CANVASS **

DALLAS COUNTY GENERAL ELECTION
NOVEMBER 5, 1996

JUSTICE OF THE PEACE, PRECINCT NO. 3, PLACE 1

			R		L
			E		I
			P		B
			F		D
			O		O
			R		D
			M		D
			A		G
			N		E

	r	b			
	e	l			
	g	t	s	%	
State Rep Dist 114	28,723	19,867	69.17	13,511	1,674
County Comm Dist 1	151,520	92,772	61.23	60,869	8,683
County Comm Dist 2	5,687	2,632	46.28	1,375	409
JP/Con Pct 3 Pl 1	157,207	95,404	60.69	62,244	9,092

DALLAS COUNTY GENERAL ELECTION
NOVEMBER 5, 1996

JUSTICE OF THE PEACE, PRECINCT NO. 5, PLACE 1

R
 E
 P
 B
 L
 A
 C
 K
 I
 N
 G
 T
 O
 N
 L
 I
 B
 E
 A
 S
 T
 M
 A
 N

	r e g	b l t s	%	T O N	M A N
2234	2,938	1,569	53.40	936	149
2235	2,929	1,435	48.99	871	157
2247	1,365	839	61.47	590	49
2248	1,692	666	39.36	346	97
2249	976	614	62.91	465	38
2255	2,399	1,251	52.15	825	143
2258	1,487	768	51.65	454	110
2259	2,536	1,482	58.44	987	123
2267	1,217	594	48.81	415	53
2268	1,766	999	56.57	666	76
2269	2,926	1,433	48.97	887	138
2281	1,170	530	45.30	356	38
2282	1,891	904	47.81	530	97
2284	2,692	1,546	57.43	1,022	134
2288	2,273	1,274	56.05	893	94
2289	344	168	48.84	109	10
2294	1,736	848	48.85	521	69
2302	2,197	1,148	52.25	744	144
2303	2,739	1,210	44.18	695	138
2312	23	10	43.48	8	0
2316	2,169	1,176	54.22	768	109
2322	1,581	832	52.62	516	88
2323	1,374	601	43.74	332	63
2325	2,514	1,179	46.90	696	149
2326	1,409	832	59.05	560	83
2329	2,128	1,245	58.51	820	114
2349	583	241	41.34	157	17
2350	1,080	440	40.74	241	74
2351	2,034	865	42.53	491	88
2355	570	384	67.37	293	13
2356	129	49	37.98	35	4
2357	696	374	53.74	224	56
2358	692	327	47.25	203	41
2388	3,759	2,315	61.59	1,565	242

DALLAS COUNTY GENERAL ELECTION
NOVEMBER 5, 1996

JUSTICE OF THE PEACE, PRECINCT NO. 5, PLACE 1

R
 E
 P
 B
 L
 A
 C
 K
 I
 N
 G
 T
 O
 N
 I
 B
 E
 A
 S
 T
 M
 A
 N

	r e g	b l t s	%	T O N	M A N
2391	30	14	46.67	8	3
2393	1,792	881	49.16	479	132
2394	1,055	450	42.65	273	49
3346	2,080	773	37.16	379	104
3347	2,812	1,132	40.26	667	180
3360	2,750	1,256	45.67	758	153
3361	277	138	49.82	27	10
3393	1,698	650	38.28	365	107
3408	170	76	44.71	34	16
3426	0	0	0.00	0	0
3494	0	1	0.00	0	1
3521	541	191	35.30	81	22
3524	236	31	13.14	11	0
3536	0	0	0.00	0	0
3543	545	255	46.79	137	37
3558	1,563	731	46.77	403	89
3559	945	299	31.64	165	43
3562	585	184	31.45	84	28
3563	16	3	18.75	2	0
3571	1,563	613	39.22	317	81
4406	2,720	1,751	64.38	1,132	131
4407	2,844	1,198	42.12	588	148
4408	838	410	48.93	223	29
4409	1,500	601	40.07	203	77
4421	1,647	849	51.55	375	136
4423	1,492	745	49.93	343	106
4424	1,988	923	46.43	405	103
4441	2,080	1,195	57.45	621	98
4453	2,617	1,414	54.03	851	103
4461	1,808	1,046	57.85	697	109
4462	1,124	758	67.44	501	39
4463	404	250	61.88	101	40
4471	766	500	65.27	249	58
4472	1,947	923	47.41	478	119

DALLAS COUNTY GENERAL ELECTION
NOVEMBER 5, 1996

JUSTICE OF THE PEACE, PRECINCT NO. 5, PLACE 1

	R E P L I B L I C I N G		L I B E R T A N		
	r e g	b l t s	%	T O N	M A N
4476	2,580	1,669	64.69	1,136	116
4477	114	20	17.54	11	1
4478	2,378	1,420	59.71	701	143
4479	353	194	54.96	4	6
4480	1,728	919	53.18	523	115
4481	1,557	833	53.50	502	77
4484	2,261	1,185	52.41	641	122
4485	3,014	1,758	58.33	1,099	153
4486	1,957	1,168	59.68	675	110
4487	2,267	1,480	65.28	1,048	88
4488	993	547	55.09	311	66
4489	2,336	1,167	49.96	652	95
4490	1,160	769	66.29	461	61
4492	3,216	1,883	58.55	1,125	192
4495	1,721	915	53.17	562	77
4496	1,262	450	35.66	182	73
4498	0	1	0.00	0	0
4499	3,485	1,860	53.37	806	279
4501	2,210	979	44.30	605	99
4505	1,674	974	58.18	674	74
4508	1,990	851	42.76	442	74
4512	2,228	1,426	64.00	883	121
4513	1,265	710	56.13	336	76
4514	1,102	702	63.70	426	64
4515	1,060	395	37.26	235	42
4516	1,654	1,023	61.85	723	75
4517	2,546	1,581	62.10	987	166
4519	1,610	940	58.39	524	118
4523	0	0	0.00	0	0
4530	75	37	49.33	22	0
4532	0	0	0.00	0	0
4535	0	1	0.00	1	0
4543	463	212	45.79	96	5
4545	424	111	26.18	46	10

DALLAS COUNTY GENERAL ELECTION
NOVEMBER 5, 1996

JUSTICE OF THE PEACE, PRECINCT NO. 5, PLACE 1

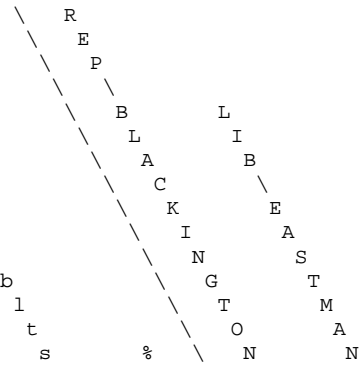
R
 E
 P
 B
 L
 A
 C
 K
 I
 N
 G
 T
 O
 N

 L
 I
 B
 E
 A
 S
 T
 M
 A
 N

	r e g	b l t s	%	T O N	M A N
4546	397	147	37.03	42	22
4548	378	141	37.30	54	25
4559	50	20	40.00	6	2
4566	313	130	41.53	67	20
4567	573	279	48.69	153	45
4568	733	457	62.35	259	34
4569	0	0	0.00	0	0
4570	0	1	0.00	0	0
4573	0	0	0.00	0	0
4575	1	1	100.00	1	0
4585	553	364	65.82	240	20
4586	1,335	767	57.45	370	110
4588	1,367	769	56.25	438	72
4604	5	3	60.00	2	1
4605	2,060	1,193	57.91	629	179
4607	177	75	42.37	36	4
4609	226	123	54.42	66	9
4612	40	6	15.00	5	1
4614	268	139	51.87	65	3
4615	1,897	1,156	60.94	343	36
4617	651	240	36.87	88	38
4618	920	505	54.89	245	49
4619	1,104	655	59.33	427	34
4620	0	0	0.00	0	0
4622	138	78	56.52	29	18
4625	1,097	681	62.08	357	58
4626	1,584	833	52.59	478	92
4627	626	326	52.08	139	43
4628	308	205	66.56	135	14
4629	815	462	56.69	265	42
4630	447	239	53.47	104	29
4631	394	149	37.82	81	21
4633	0	1	0.00	0	0
4634	484	250	51.65	130	34

DALLAS COUNTY GENERAL ELECTION
NOVEMBER 5, 1996

JUSTICE OF THE PEACE, PRECINCT NO. 5, PLACE 1



	r e g	b l t s	%	T O N	M A N
4635	820	437	53.29	274	33
4636	107	59	55.14	31	9
4638	601	353	58.74	227	24
4644	650	339	52.15	167	26
4646	618	297	48.06	3	7
4648	1,410	815	57.80	464	75
4652	234	141	60.26	101	11
Election Wide	174,511	91,405	52.38	53,138	9,287
County wide	174,511	91,405	52.38	53,138	9,287
Cong. Dist 3	27,776	14,848	53.46	9,587	1,524
Cong. Dist 4	570	384	67.37	293	13
Cong. Dist 5	48,310	22,590	46.76	13,529	2,515
Cong. Dist 6	9,059	5,448	60.14	3,273	592
Cong. Dist 24	75,447	40,659	53.89	22,371	3,897
Cong. Dist 30	13,349	7,476	56.00	4,085	746
State Br ED Dist 11	36,455	21,216	58.20	13,196	1,986
State Br Ed Dist 12	98,343	50,941	51.80	30,285	5,260
State Br Ed Dist 13	39,713	19,248	48.47	9,657	2,041
State Sen. Dist 2	17,669	7,157	40.51	3,675	926
State Sen. Dist 9	49,637	27,551	55.50	16,273	2,714
State Sen. Dist 16	60,646	31,263	51.55	19,958	3,222
State Sen. Dist 23	46,559	25,434	54.63	13,232	2,425
State Rep Dist 101	51,381	27,121	52.78	17,401	2,691
State Rep Dist 104	2,378	1,019	42.85	432	107
State Rep Dist 105	26,950	11,302	41.94	6,234	1,457
State Rep Dist 106	40,366	21,403	53.02	11,733	2,272
State Rep Dist 109	17,272	9,974	57.75	5,273	789
State Rep Dist 110	16,484	9,170	55.63	5,443	798
State Rep Dist 111	19,680	11,416	58.01	6,622	1,173
County Comm Dist 2	60,891	31,493	51.72	19,981	3,182
County Comm Dist 3	15,781	6,333	40.13	3,430	871
County Comm Dist 4	97,839	53,579	54.76	29,727	5,234

** COMBINED OFFICIAL CANVASS **

DALLAS COUNTY GENERAL ELECTION
NOVEMBER 5, 1996

JUSTICE OF THE PEACE, PRECINCT NO. 5, PLACE 1

			R		
			E		
			P		
			B		
			L	L	
			A	I	
			C	B	
			K	E	
			I	A	
			N	S	
	b		G	T	
r	l		T	M	
e	t		O	A	
g	s	%	N	N	

JP/Con Pct 5 Pl 1	174,511	91,405	52.38	53,138	9,287
-------------------	---------	--------	-------	--------	-------

** COMBINED OFFICIAL CANVASS **

DALLAS COUNTY GENERAL ELECTION
NOVEMBER 5, 1996

JUSTICE OF THE PEACE, PRECINCT NO. 6, PLACE 1

	r e g	b l t s	%	D E M O C R A T I C A N	Z C O
1120	870	338	38.85	243	
1139	1,217	422	34.68	332	
1152	569	165	29.00	136	
1213	1,005	401	39.90	309	
1251	252	71	28.17	55	
1255	207	64	30.92	41	
1264	550	260	47.27	177	
1279	155	95	61.29	50	
1337	139	62	44.60	49	
3301	1,150	380	33.04	301	
3303	508	207	40.75	181	
3307	1,464	346	23.63	280	
3311	709	275	38.79	208	
3312	2,882	998	34.63	695	
3313	287	124	43.21	80	
3315	2,267	994	43.85	936	
3317	421	52	12.35	45	
3339	123	66	53.66	56	
3341	350	177	50.57	168	
3349	510	180	35.29	164	
3350	477	200	41.93	161	
3351	61	23	37.70	22	
3353	948	358	37.76	307	
3364	527	150	28.46	109	
3366	492	110	22.36	96	
3388	256	87	33.98	27	
3395	44	6	13.64	6	
3422	43	10	23.26	10	
3423	1	1	100.00	1	
3424	632	215	34.02	194	
3427	146	41	28.08	37	
3428	968	276	28.51	258	
3429	778	267	34.32	237	
3430	259	78	30.12	61	
3431	488	152	31.15	129	
3433	3	2	66.67	2	
3434	1,712	766	44.74	589	
3436	81	29	35.80	15	
3438	1,605	458	28.54	369	

** COMBINED OFFICIAL CANVASS **

DALLAS COUNTY GENERAL ELECTION
NOVEMBER 5, 1996

JUSTICE OF THE PEACE, PRECINCT NO. 6, PLACE 1

	r e g	b l t s	%	D E M O C R A T I C P A R T Y
3440	33	4	12.12	3
3441	164	75	45.73	67
3442	42	12	28.57	10
3446	6	2	33.33	1
3449	245	90	36.73	79
3454	172	63	36.63	60
3455	412	154	37.38	138
3459	288	111	38.54	100
3460	235	65	27.66	61
3461	183	13	7.10	11
3467	232	98	42.24	85
3468	823	253	30.74	206
3469	6	0	0.00	0
3471	887	300	33.82	249
3496	13	0	0.00	0
3497	222	59	26.58	55
3502	97	4	4.12	4
3508	230	108	46.96	97
3519	1	0	0.00	0
3526	853	351	41.15	278
3532	285	125	43.86	106
3534	449	189	42.09	174
3537	44	13	29.55	9
3538	32	10	31.25	10
3550	10	10	100.00	6
3551	127	54	42.52	42
3552	0	0	0.00	0
3564	185	65	35.14	46
3565	344	81	23.55	71
3567	304	155	50.99	131
3570	0	0	0.00	0
4405	792	505	63.76	445
4410	1,226	515	42.01	339
4411	2,590	928	35.83	772
4412	1,065	372	34.93	264
4416	1,105	397	35.93	338
4418	1,336	933	69.84	533
4419	533	278	52.16	197
4426	1,296	568	43.83	383

** COMBINED OFFICIAL CANVASS **

DALLAS COUNTY GENERAL ELECTION
NOVEMBER 5, 1996

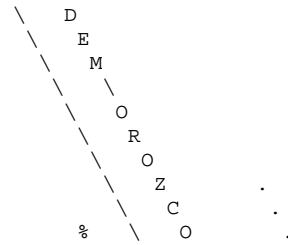
JUSTICE OF THE PEACE, PRECINCT NO. 6, PLACE 1

	r e g	b l t s	%	D E M O C R A T I C A N	Z C O
4427	2,462	1,096	44.52	767	
4429	1,557	659	42.32	456	
4430	1,066	596	55.91	376	
4431	1,229	538	43.78	421	
4432	2,489	1,007	40.46	733	
4434	1,844	877	47.56	617	
4435	1,279	509	39.80	373	
4447	395	287	72.66	146	
4448	479	297	62.00	190	
4451	541	66	12.20	59	
4454	1,045	542	51.87	359	
4458	758	364	48.02	263	
4469	1,905	786	41.26	608	
4497	51	16	31.37	9	
4503	913	327	35.82	254	
4511	764	254	33.25	194	
4518	179	96	53.63	67	
4541	0	1	0.00	0	
4552	291	141	48.45	87	
4572	494	166	33.60	104	
4577	351	58	16.52	49	
4578	56	12	21.43	8	
4579	262	113	43.13	80	
4580	244	117	47.95	89	
4582	896	388	43.30	262	
4590	342	147	42.98	92	
4597	275	140	50.91	97	
4598	464	222	47.84	147	
4599	118	72	61.02	41	
4600	374	160	42.78	111	
4645	45	24	53.33	20	
Election Wide	65,191	25,944	39.80	19,585	
County wide	65,191	25,944	39.80	19,585	
Cong. Dist 5	7,332	2,594	35.38	2,063	
Cong. Dist 24	31,725	14,020	44.19	9,895	
Cong. Dist 26	2,520	974	38.65	704	
Cong. Dist 30	23,614	8,356	35.39	6,923	

** COMBINED OFFICIAL CANVASS **

DALLAS COUNTY GENERAL ELECTION
NOVEMBER 5, 1996

JUSTICE OF THE PEACE, PRECINCT NO. 6, PLACE 1



r b
 e l
 g t
 s
 %

State Br Ed Dist 13	65,191	25,944	39.80	19,585
State Sen. Dist 2	11,607	4,058	34.96	3,142
State Sen. Dist 8	1,354	569	42.02	381
State Sen. Dist 9	1,720	681	39.59	443
State Sen. Dist 23	50,510	20,636	40.86	15,619
State Rep Dist 100	9,147	3,544	38.74	3,011
State Rep Dist 103	17,027	7,715	45.31	5,446
State Rep Dist 104	27,707	10,629	38.36	8,046
State Rep Dist 106	1,226	516	42.09	339
State Rep Dist 107	8,396	2,877	34.27	2,166
State Rep Dist 109	1,688	663	39.28	577
County Comm Dist 1	4,964	1,878	37.83	1,392
County Comm Dist 3	27,116	9,492	35.01	7,843
County Comm Dist 4	33,111	14,574	44.02	10,350
JP/Con Pct 6 Pl 1	65,191	25,944	39.80	19,585

DALLAS COUNTY GENERAL ELECTION
NOVEMBER 5, 1996

JUSTICE OF THE PEACE, PRECINCT NO. 8, PLACE 1

	L I B S I M P S O N R O S E I				
	D E M R O S E I				
	b l t s %				
	r e g s %				
1153	1,965	999	50.84	595	132
1190	1,087	380	34.96	190	35
1191	2,322	1,282	55.21	774	99
1253	85	47	55.29	24	4
1335	730	99	13.56	62	11
1346	270	155	57.41	88	16
1351	28	23	82.14	1	4
1353	188	95	50.53	65	5
1354	194	90	46.39	57	8
1355	557	248	44.52	168	26
1361	1,133	550	48.54	356	43
1369	1,483	753	50.78	426	74
2328	1,042	470	45.11	379	27
2340	105	52	49.52	46	1
3302	545	293	53.76	198	23
3304	1,071	416	38.84	328	38
3305	1,153	481	41.72	456	3
3306	1,116	601	53.85	359	59
3308	3	5	166.67	2	1
3309	864	334	38.66	289	8
3310	1,516	155	10.22	84	17
3316	217	83	38.25	71	4
3318	2,260	1,027	45.44	944	15
3319	2,498	911	36.47	857	8
3320	796	320	40.20	300	4
3321	1,031	436	42.29	395	5
3322	1,507	702	46.58	654	4
3323	946	390	41.23	352	6
3324	1,133	527	46.51	477	4
3325	1,714	742	43.29	703	4
3326	942	292	31.00	263	3
3327	327	182	55.66	115	13
3328	1,137	514	45.21	431	20
3329	1,322	619	46.82	459	26

DALLAS COUNTY GENERAL ELECTION
NOVEMBER 5, 1996

JUSTICE OF THE PEACE, PRECINCT NO. 8, PLACE 1

	L I B S I M P S O N , R O S E I				
	r e g	b l t s	%		I
3332	520	263	50.58	247	3
3334	1,106	590	53.35	541	5
3335	2,105	966	45.89	898	6
3336	1,754	728	41.51	673	10
3337	3,030	1,455	48.02	1,373	10
3338	1,811	929	51.30	879	6
3340	2,007	863	43.00	650	50
3342	446	171	38.34	112	16
3343	2,861	1,326	46.35	1,027	59
3344	1,825	768	42.08	585	43
3345	870	352	40.46	291	10
3348	1,475	602	40.81	565	10
3357	1,814	902	49.72	847	5
3358	822	334	40.63	191	22
3359	891	384	43.10	221	35
3365	338	156	46.15	103	14
3367	2,258	1,361	60.27	1,269	11
3368	1,488	856	57.53	812	4
3369	2,705	1,095	40.48	998	15
3370	1,453	657	45.22	407	47
3371	1,510	672	44.50	622	5
3373	3,152	1,626	51.59	980	161
3378	2,124	795	37.43	746	7
3379	463	206	44.49	188	5
3380	1,214	586	48.27	545	5
3386	884	434	49.10	207	54
3389	1,240	682	55.00	627	9
3390	576	246	42.71	229	4
3391	610	396	64.92	232	46
3392	1,501	697	46.44	650	6
3394	1,777	1,061	59.71	1,020	6
3396	1,497	820	54.78	471	90
3398	235	95	40.43	54	9
3399	1,515	729	48.12	450	78

DALLAS COUNTY GENERAL ELECTION
NOVEMBER 5, 1996

JUSTICE OF THE PEACE, PRECINCT NO. 8, PLACE 1

L
I
B
S
I
M
P
D
E
M
R
O
S
E
I
N
,

r
e
g
s
t
s
%

	reg	st	%	ROSE	IN
3400	472	128	27.12	113	5
3402	528	212	40.15	172	3
3403	17	16	94.12	11	1
3410	1,132	666	58.83	467	39
3411	110	71	64.55	54	4
3414	618	348	56.31	282	17
3415	139	78	56.12	55	6
3416	497	190	38.23	156	10
3417	3	3	100.00	3	0
3418	189	92	48.68	64	8
3420	197	38	19.29	21	7
3421	314	179	57.01	139	7
3437	714	427	59.80	389	4
3444	1,928	998	51.76	881	15
3445	1,515	844	55.71	752	25
3447	520	265	50.96	141	25
3448	1,285	593	46.15	552	3
3450	29	26	89.66	10	1
3451	418	258	61.72	117	22
3452	308	106	34.42	72	8
3453	1,489	814	54.67	573	86
3462	22	1	4.55	1	0
3463	803	234	29.14	173	16
3464	729	199	27.30	176	6
3465	247	98	39.68	73	4
3466	703	282	40.11	113	14
3489	1,007	351	34.86	329	4
3490	410	134	32.68	125	2
3492	281	144	51.25	132	2
3493	278	140	50.36	131	0
3495	741	292	39.41	272	1
3498	248	139	56.05	99	6
3499	1,262	322	25.52	287	6
3500	224	26	11.61	22	1

DALLAS COUNTY GENERAL ELECTION
NOVEMBER 5, 1996

JUSTICE OF THE PEACE, PRECINCT NO. 8, PLACE 1

L
I
B
S
I
M
P
D
E
M
R
O
S
E
I
N
,

	r e g	b l t s	%	R O S E	I N
3501	414	128	30.92	100	5
3503	442	259	58.60	168	18
3504	134	68	50.75	48	2
3505	182	84	46.15	71	0
3506	478	223	46.65	152	13
3507	70	46	65.71	33	3
3514	390	179	45.90	116	14
3515	290	169	58.28	118	16
3516	659	228	34.60	173	20
3517	48	12	25.00	11	1
3518	224	44	19.64	33	2
3520	269	168	62.45	132	9
3522	314	127	40.45	95	9
3523	945	370	39.15	310	8
3525	3	1	33.33	1	0
3527	350	154	44.00	126	8
3528	147	52	35.37	35	5
3529	95	43	45.26	31	5
3530	500	211	42.20	137	18
3531	254	138	54.33	65	21
3533	1,248	500	40.06	340	29
3535	367	197	53.68	164	7
3539	317	67	21.14	48	4
3540	203	103	50.74	88	3
3541	39	15	38.46	4	3
3542	954	353	37.00	333	2
3546	442	168	38.01	102	19
3547	479	271	56.58	163	27
3548	1	0	0.00	0	0
3549	40	22	55.00	15	3
3553	59	25	42.37	23	2
3556	148	62	41.89	47	4
3557	298	111	37.25	57	14
3560	170	73	42.94	47	4

DALLAS COUNTY GENERAL ELECTION
NOVEMBER 5, 1996

JUSTICE OF THE PEACE, PRECINCT NO. 8, PLACE 1

L
I
B
S
I
M
P
D
E
M
R
O
S
E
I
N
,

r
e
g
s
t
s
%

3566	155	75	48.39	35	7
3568	212	80	37.74	48	11
3569	476	247	51.89	164	20
3572	886	244	27.54	225	5
4491	1,726	963	55.79	810	25
4494	1,737	906	52.16	660	46
4502	841	317	37.69	176	32
4526	540	289	53.52	171	21
4527	116	73	62.93	41	4
4537	240	153	63.75	79	15
4574	204	119	58.33	70	9
4576	0	1	0.00	0	0
4581	476	141	29.62	100	14
4623	156	70	44.87	54	1
4640	147	80	54.42	62	4
4651	1,661	1,008	60.69	757	49
Election Wide	123,087	56,227	45.68	44,473	2,535
County wide	123,087	56,227	45.68	44,473	2,535
Cong. Dist 5	25,910	12,260	47.32	7,621	1,163
Cong. Dist 24	1,286	729	56.69	427	56
Cong. Dist 26	28	23	82.14	1	4
Cong. Dist 30	95,863	43,215	45.08	36,424	1,312
State Br Ed Dist 12	7,604	3,953	51.99	2,347	360
State Br Ed Dist 13	115,483	52,274	45.27	42,126	2,175
State Sen. Dist 2	47,332	21,824	46.11	14,407	1,769
State Sen. Dist 9	957	390	40.75	217	36
State Sen. Dist 23	74,798	34,013	45.47	29,849	730
State Rep Dist 100	24,400	10,030	41.11	8,429	311
State Rep Dist 103	5,739	2,671	46.54	1,799	245
State Rep Dist 105	15,184	6,979	45.96	4,877	438
State Rep Dist 107	17,579	8,587	48.85	5,126	856
State Rep Dist 109	44,611	20,234	45.36	16,997	623

DALLAS COUNTY GENERAL ELECTION
NOVEMBER 5, 1996

JUSTICE OF THE PEACE, PRECINCT NO. 8, PLACE 1

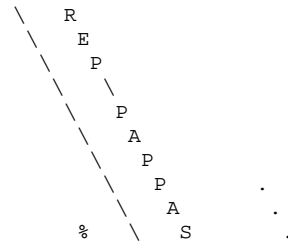
L
I
B
S
I
M
P
D
E
M
R
O
S
E
N
,

r
e
g
i
s
t
e
r
b
l
t
s
%

	reg	ists	%	SE	II
State Rep Dist 110	8,923	4,792	53.70	4,513	37
State Rep Dist 111	6,651	2,934	44.11	2,732	25
County Comm Dist 1	10,042	4,721	47.01	2,806	457
County Comm Dist 2	1,147	522	45.51	425	28
County Comm Dist 3	104,054	46,864	45.04	38,262	1,830
County Comm Dist 4	7,844	4,120	52.52	2,980	220
JP/Con Pct 8 Pl 1	123,087	56,227	45.68	44,473	2,535

DALLAS COUNTY GENERAL ELECTION
NOVEMBER 5, 1996

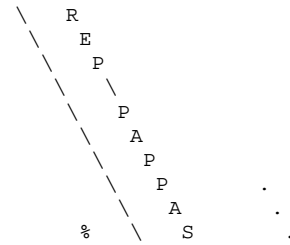
CONSTABLE, PRECINCT NO. 1



	r e g	b l t s	%	S
1135	1,073	822	76.61	451
1147	1,842	1,214	65.91	752
1148	2,437	1,521	62.41	751
1149	2,745	1,605	58.47	829
1150	2,706	1,533	56.65	725
1151	705	529	75.04	285
1154	1,488	1,034	69.49	528
1156	984	597	60.67	208
1157	2,046	1,494	73.02	922
1158	174	71	40.80	35
1162	1,586	1,270	80.08	933
1163	3,091	2,312	74.80	1,627
1164	2,580	1,909	73.99	1,387
1165	1,309	1,018	77.77	727
1170	1,013	704	69.50	455
1171	3,004	2,032	67.64	1,428
1172	2,703	1,756	64.96	1,188
1174	1,704	891	52.29	565
1177	3,095	1,584	51.18	918
1178	1,751	805	45.97	419
1179	443	215	48.53	99
1180	2,803	1,441	51.41	843
1182	1,399	591	42.24	342
1187	1,188	883	74.33	613
1188	1,935	1,211	62.58	714
1189	1,206	766	63.52	449
1196	1,850	1,350	72.97	953
1197	1,108	876	79.06	610
1198	1,847	1,337	72.39	928
1203	1,370	969	70.73	731
1227	2,304	1,640	71.18	1,037
1229	886	439	49.55	282
1248	3	1	33.33	1
1284	80	34	42.50	18
1285	429	213	49.65	99
1286	996	270	27.11	177
1287	1,477	1,092	73.93	704
1288	280	209	74.64	150
1289	3	2	66.67	2

DALLAS COUNTY GENERAL ELECTION
NOVEMBER 5, 1996

CONSTABLE, PRECINCT NO. 1

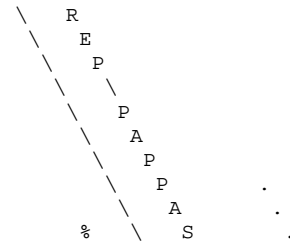


	r e g	b l t s	%	S
1290	378	279	73.81	186
1291	0	0	0.00	0
1292	1,806	641	35.49	223
1293	222	98	44.14	52
1295	1,251	446	35.65	165
1296	1,043	253	24.26	96
1297	545	213	39.08	86
1309	677	250	36.93	101
1310	63	51	80.95	36
1312	850	633	74.47	456
1313	4	1	25.00	1
1317	951	636	66.88	266
1319	2	1	50.00	1
1320	491	324	65.99	200
1321	0	0	0.00	0
1344	347	240	69.16	146
1345	1,098	631	57.47	338
1347	551	400	72.60	271
1348	291	94	32.30	30
1350	468	279	59.62	180
1364	1,441	909	63.08	439
1366	369	149	40.38	97
2210	853	643	75.38	426
2217	2,318	1,677	72.35	1,129
2218	1,809	1,252	69.21	765
2219	1,575	1,041	66.10	604
2223	2,432	1,636	67.27	827
2224	2,486	1,786	71.84	1,065
2225	1,364	752	55.13	366
2226	1,468	687	46.80	293
2227	1,022	689	67.42	344
2228	2,392	1,436	60.03	805
2229	966	672	69.57	378
2230	1,340	655	48.88	292
2231	775	507	65.42	258
2232	2,188	1,195	54.62	568
2233	1,100	651	59.18	337
2237	1,412	886	62.75	619
2238	1,573	785	49.90	399

** COMBINED OFFICIAL CANVASS **

DALLAS COUNTY GENERAL ELECTION
NOVEMBER 5, 1996

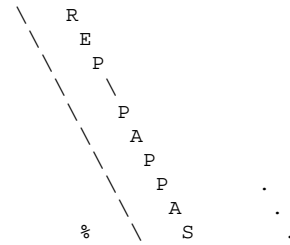
CONSTABLE, PRECINCT NO. 1



	r e g	b l t s	%	S
2242	1,803	1,278	70.88	691
2243	2,631	1,870	71.08	1,042
2244	321	221	68.85	111
2246	1,832	942	51.42	437
2251	296	192	64.86	89
2252	175	132	75.43	78
2253	999	616	61.66	317
2262	983	716	72.84	470
2263	1,651	958	58.03	463
2264	1,621	561	34.61	245
2265	1,253	762	60.81	458
2266	1,316	1,018	77.36	648
2271	1,258	924	73.45	583
2272	2,166	1,058	48.85	502
2273	2,059	1,371	66.59	709
2276	1,208	818	67.72	449
2277	2,677	1,861	69.52	1,020
2278	1,397	740	52.97	364
2290	219	67	30.59	11
2292	181	60	33.15	23
2295	1,327	558	42.05	219
2296	707	469	66.34	263
2300	470	290	61.70	123
2308	2,627	936	35.63	408
2309	2,620	1,653	63.09	1,037
2311	1,976	1,281	64.83	827
2314	2,298	1,064	46.30	521
2319	2,531	875	34.57	288
2335	257	99	38.52	40
2336	247	88	35.63	44
2337	257	134	52.14	75
2338	268	116	43.28	50
2339	842	288	34.20	100
2341	363	180	49.59	56
2342	878	346	39.41	145
2343	622	231	37.14	89
2344	554	266	48.01	121
2345	372	149	40.05	46
2346	1,034	816	78.92	560

DALLAS COUNTY GENERAL ELECTION
NOVEMBER 5, 1996

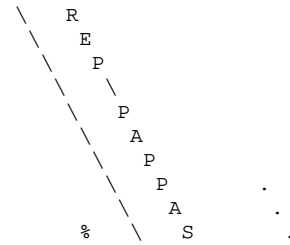
CONSTABLE, PRECINCT NO. 1



	r e g	b l t s	%	S
2347	0	212	0.00	45
2348	1,083	474	43.77	197
2354	61	50	81.97	38
2359	921	458	49.73	180
2360	743	124	16.69	33
2361	128	24	18.75	11
2362	614	396	64.50	194
2363	318	172	54.09	84
2365	75	54	72.00	27
2366	12	6	50.00	5
2367	256	175	68.36	91
2368	158	109	68.99	74
2369	0	0	0.00	0
2370	277	133	48.01	58
2371	287	178	62.02	96
2373	1,145	818	71.44	551
2374	269	140	52.04	70
2375	298	105	35.23	30
2376	0	2	0.00	1
2377	119	62	52.10	23
2378	253	123	48.62	50
2379	1	0	0.00	0
2380	1,638	924	56.41	442
2381	692	488	70.52	273
2382	97	71	73.20	37
2383	157	73	46.50	40
2389	80	51	63.75	30
3330	1,971	1,056	53.58	376
3331	2,350	1,151	48.98	413
3352	868	483	55.65	180
3354	1,179	547	46.40	210
3355	1,887	853	45.20	361
3401	548	280	51.09	85
3404	756	509	67.33	260
3405	1,206	459	38.06	112
3406	2,038	1,287	63.15	648
3407	802	578	72.07	290
3409	3	2	66.67	1
3412	2,347	1,512	64.42	613

DALLAS COUNTY GENERAL ELECTION
NOVEMBER 5, 1996

CONSTABLE, PRECINCT NO. 1



	r e g	b l t s	%	S
3413	423	254	60.05	88
3419	317	208	65.62	123
3425	1,044	562	53.83	221
3439	109	57	52.29	19
3443	1,557	826	53.05	408
3456	98	36	36.73	14
3457	222	93	41.89	41
3458	341	148	43.40	40
3491	236	70	29.66	26
3509	174	49	28.16	12
3510	57	23	40.35	6
3511	137	70	51.09	12
3544	837	511	61.05	253
3545	248	51	20.56	15
3573	497	225	45.27	76
Election Wide	177,794	105,044	59.08	58,035
County wide	177,794	105,044	59.08	58,035
Cong. Dist 3	6,589	3,475	52.74	1,888
Cong. Dist 5	93,116	55,484	59.59	29,151
Cong. Dist 26	66,341	40,375	60.86	24,794
Cong. Dist 30	11,748	5,710	48.60	2,202
State Br Ed Dist 12	122,168	76,929	62.97	45,662
State Br Ed Dist 13	55,626	28,115	50.54	12,373
State Sen. Dist 2	21,455	10,950	51.04	4,329
State Sen. Dist 8	50,082	32,151	64.20	20,768
State Sen. Dist 16	105,835	61,843	58.43	32,911
State Sen. Dist 23	422	100	23.70	27
State Rep Dist 100	24,907	13,552	54.41	6,274
State Rep Dist 101	7,032	3,460	49.20	1,653
State Rep Dist 102	8,863	5,319	60.01	3,030
State Rep Dist 103	2,231	1,553	69.61	996
State Rep Dist 105	12,691	6,559	51.68	2,476
State Rep Dist 107	33,166	17,319	52.22	8,454
State Rep Dist 108	84,786	54,563	64.35	33,625
State Rep Dist 112	4,118	2,719	66.03	1,527
County Comm Dist 1	72,491	44,768	61.76	27,255
County Comm Dist 2	83,051	48,376	58.25	25,877

11/ 6/96 1:34:04

** COMBINED OFFICIAL CANVASS **

DALLAS COUNTY GENERAL ELECTION
NOVEMBER 5, 1996

CONSTABLE, PRECINCT NO. 1

			R		
			E		
			P		
			P		
			A		
	b		P		
r	l		P		.
e	t		A		.
g	s	%	S		.

County Comm Dist 3	22,252	11,900	53.48	4,903
JP/Con Pct 1 Pl 1	177,794	105,044	59.08	58,035

** COMBINED OFFICIAL CANVASS **

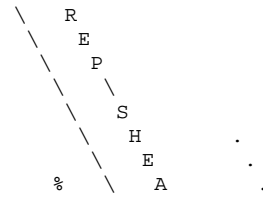
DALLAS COUNTY GENERAL ELECTION
NOVEMBER 5, 1996

CONSTABLE, PRECINCT NO. 2

	r e g	b l t s	%	R E P S H E A
1101	2,865	1,876	65.48	1,355
1102	2,939	1,792	60.97	1,256
1112	1,283	690	53.78	443
1113	905	398	43.98	196
1114	2,212	1,211	54.75	762
1122	2,456	1,606	65.39	1,161
1124	1,508	965	63.99	621
1125	306	97	31.70	55
1168	855	591	69.12	405
1169	294	7	2.38	4
1181	1,548	98	6.33	69
1184	1,874	964	51.44	633
1192	11	2	18.18	0
1193	0	0	0.00	0
1194	1,260	572	45.40	332
1200	3,479	1,945	55.91	1,196
1206	1,789	1,143	63.89	795
1210	3,170	1,985	62.62	1,395
1214	2,793	1,536	54.99	1,042
1215	210	90	42.86	53
1217	347	195	56.20	121
1218	859	502	58.44	299
1222	2,588	1,618	62.52	1,150
1224	2,434	1,553	63.80	1,144
1225	2,648	1,434	54.15	977
1226	1,986	980	49.35	670
1231	2,709	1,350	49.83	921
1234	2	2	100.00	1
1235	2,558	1,609	62.90	1,210
1237	2,755	1,329	48.24	985
1238	3,824	2,072	54.18	1,401
1240	49	38	77.55	20
1241	8	36	450.00	2
1242	708	367	51.84	232
1249	155	113	72.90	89
1252	573	241	42.06	129
1254	366	211	57.65	119
1268	2,441	1,536	62.93	1,155
1278	0	0	0.00	0
1280	1,574	1,084	68.87	760
1300	11	5	45.45	3

DALLAS COUNTY GENERAL ELECTION
NOVEMBER 5, 1996

CONSTABLE, PRECINCT NO. 2



	r e g	b l t s	%	A
1314	33	14	42.42	9
1316	995	652	65.53	408
1318	372	271	72.85	170
1324	685	303	44.23	162
1325	222	86	38.74	50
1326	507	292	57.59	192
1327	5	2	40.00	0
1329	2,626	1,582	60.24	1,153
1331	1,670	1,016	60.84	708
1332	95	19	20.00	10
1333	13	4	30.77	3
1334	93	29	31.18	16
1356	440	221	50.23	123
1357	234	88	37.61	48
1358	439	182	41.46	114
1359	395	142	35.95	71
1360	464	234	50.43	141
1367	700	271	38.71	193
1370	1,113	736	66.13	538
3513	2	0	0.00	0
4401	2,551	1,359	53.27	856
4402	3,712	2,157	58.11	1,401
4403	2,775	1,457	52.50	896
4404	1,177	419	35.60	215
4413	2,181	1,277	58.55	869
4414	1,748	955	54.63	608
4415	2,806	1,563	55.70	963
4417	1,675	1,042	62.21	742
4428	1,146	309	26.96	153
4433	938	391	41.68	223
4436	547	257	46.98	163
4437	1,859	842	45.29	463
4438	1,280	587	45.86	310
4440	171	77	45.03	46
4446	1,795	878	48.91	567
4449	885	542	61.24	391
4450	536	191	35.63	99
4456	1,573	642	40.81	380
4457	240	103	42.92	68
4459	931	357	38.35	175
4464	2,735	1,607	58.76	1,101

** COMBINED OFFICIAL CANVASS **

DALLAS COUNTY GENERAL ELECTION
NOVEMBER 5, 1996

CONSTABLE, PRECINCT NO. 2

	r e g	b l t s	%	R E P S H E A
4465	1,547	999	64.58	707
4466	2,349	1,210	51.51	763
4467	1,544	988	63.99	644
4468	546	331	60.62	201
4473	1,853	1,060	57.20	722
4474	2,206	1,244	56.39	761
4475	1,765	998	56.54	671
4482	434	169	38.94	91
4493	1,689	795	47.07	552
4500	0	0	0.00	0
4507	1,530	837	54.71	552
4520	2,345	924	39.40	522
4521	786	297	37.79	189
4525	304	108	35.53	56
4528	36	8	22.22	4
4529	240	47	19.58	28
4533	96	51	53.13	23
4534	912	593	65.02	416
4536	53	17	32.08	9
4538	1,794	1,060	59.09	796
4539	385	194	50.39	118
4540	208	134	64.42	99
4547	1,863	746	40.04	474
4549	2,173	1,239	57.02	860
4550	318	107	33.65	47
4551	333	91	27.33	38
4553	217	83	38.25	44
4554	60	37	61.67	20
4555	251	111	44.22	58
4557	287	91	31.71	49
4558	1,974	1,016	51.47	632
4560	411	185	45.01	88
4561	214	151	70.56	112
4562	443	136	30.70	70
4563	1,696	602	35.50	302
4564	443	131	29.57	61
4565	214	77	35.98	42
4593	335	111	33.13	72
4616	523	179	34.23	80
4637	0	0	0.00	0
4639	3	0	0.00	0

DALLAS COUNTY GENERAL ELECTION
NOVEMBER 5, 1996

CONSTABLE, PRECINCT NO. 2

	r e g	b l t s	%	R E P S H E A	.
4641	722	251	34.76	168	
4649	1,515	473	31.22	240	
4650	1,567	725	46.27	419	
Election Wide	142,900	75,605	52.91	49,759	
County wide	142,900	75,605	52.91	49,759	
Cong. Dist 26	65,015	36,599	56.29	24,895	
Cong. Dist 30	77,885	39,006	50.08	24,864	
State Br Ed Dist 12	120,752	64,720	53.60	43,281	
State Br Ed Dist 13	22,148	10,885	49.15	6,478	
State Sen. Dist 8	49,661	26,957	54.28	17,798	
State Sen. Dist 9	93,237	48,648	52.18	31,961	
State Sen. Dist 23	2	0	0.00	0	
State Rep Dist 99	58,358	32,704	56.04	22,157	
State Rep Dist 103	13,926	5,106	36.67	2,813	
State Rep Dist 106	22,383	11,515	51.45	7,155	
State Rep Dist 114	48,233	26,280	54.49	17,634	
County Comm Dist 1	71,453	39,987	55.96	27,270	
County Comm Dist 3	2	0	0.00	0	
County Comm Dist 4	71,445	35,618	49.85	22,489	
JP/Con Pct 2 Pl 1	142,900	75,605	52.91	49,759	

DALLAS COUNTY GENERAL ELECTION
NOVEMBER 5, 1996

CONSTABLE, PRECINCT NO. 3

R
 E
 P
 R
 I
 C
 H
 A
 R
 D
 S
 O
 N
 .
 .
 .

	r e g	b l t s	%	S O N
1103	2,623	1,788	68.17	1,186
1104	2,524	1,693	67.08	1,098
1105	2,244	1,408	62.75	888
1106	1,574	1,071	68.04	685
1107	2,773	2,068	74.58	1,421
1108	2,771	1,673	60.38	1,002
1109	231	93	40.26	46
1110	2,265	1,611	71.13	1,094
1111	2,225	1,523	68.45	938
1115	635	410	64.57	234
1116	2,946	1,245	42.26	756
1117	1,215	752	61.89	480
1118	1,256	801	63.77	474
1119	2,459	1,471	59.82	837
1121	682	397	58.21	214
1123	2,764	1,772	64.11	1,157
1126	1,674	999	59.68	477
1127	1,390	969	69.71	520
1128	1,013	746	73.64	424
1129	2,454	1,748	71.23	1,085
1130	2,489	1,867	75.01	1,187
1131	1,999	1,539	76.99	981
1132	1,524	959	62.93	538
1133	1,458	1,095	75.10	715
1134	1,466	1,075	73.33	640
1136	1,471	955	64.92	597
1137	1,717	1,144	66.63	632
1138	2,372	1,690	71.25	961
1140	1,936	1,405	72.57	834
1141	1,211	744	61.44	348
1142	1,801	1,227	68.13	707
1143	1,489	1,052	70.65	650
1144	1,196	863	72.16	535
1145	521	381	73.13	282
1146	1,438	1,074	74.69	639

DALLAS COUNTY GENERAL ELECTION
NOVEMBER 5, 1996

CONSTABLE, PRECINCT NO. 3

R
 E
 P
 R
 I
 C
 H
 A
 R
 D
 S
 O
 N

	r e g	b l t s	%	S O N
1155	1,912	1,173	61.35	87
1159	1,226	751	61.26	383
1160	653	450	68.91	311
1161	2,241	1,459	65.10	974
1166	1,213	872	71.89	498
1167	2,731	1,599	58.55	1,016
1173	2,453	1,169	47.66	759
1175	2,767	1,551	56.05	953
1176	2,291	1,689	73.72	1,091
1183	1,882	1,201	63.82	773
1185	1,948	1,226	62.94	787
1186	2,208	1,409	63.81	879
1195	0	1	0.00	1
1199	2,373	1,378	58.07	816
1201	1,739	1,108	63.71	693
1202	2,591	1,593	61.48	988
1204	1,907	1,221	64.03	810
1205	1,831	1,318	71.98	910
1207	1,251	843	67.39	554
1208	2,004	1,369	68.31	889
1209	2,080	1,306	62.79	759
1211	2,910	1,331	45.74	813
1212	1,241	803	64.71	601
1216	626	421	67.25	209
1219	1,505	1,146	76.15	688
1220	1,680	1,008	60.00	641
1221	1,821	806	44.26	443
1223	2,533	1,622	64.03	1,035
1228	2,488	1,492	59.97	969
1230	1,601	977	61.02	615
1232	3,239	1,387	42.82	827
1233	718	201	27.99	73
1236	1,091	640	58.66	439
1239	14	1	7.14	1
1243	463	252	54.43	129

DALLAS COUNTY GENERAL ELECTION
NOVEMBER 5, 1996

CONSTABLE, PRECINCT NO. 3

R
 E
 P
 R
 I
 C
 H
 A
 R
 D
 S
 O
 N

	r e g	b l t s	%	S O N
1244	348	200	57.47	106
1245	78	44	56.41	23
1246	0	0	0.00	0
1247	147	66	44.90	37
1250	21	14	66.67	8
1256	34	21	61.76	3
1257	61	40	65.57	21
1258	929	568	61.14	354
1259	112	80	71.43	43
1260	559	310	55.46	181
1261	147	48	32.65	20
1262	200	45	22.50	20
1263	0	0	0.00	0
1265	7	4	57.14	2
1266	0	1	0.00	1
1267	190	85	44.74	35
1269	87	37	42.53	17
1270	974	365	37.47	144
1271	3	1	33.33	0
1272	385	169	43.90	71
1273	8	2	25.00	0
1274	1,262	685	54.28	381
1275	6	1	16.67	1
1276	337	237	70.33	169
1277	1,098	490	44.63	225
1281	1,067	613	57.45	359
1282	1,004	590	58.76	336
1283	251	91	36.25	29
1294	0	49	0.00	22
1298	1,431	581	40.60	238
1299	600	296	49.33	122
1301	234	114	48.72	52
1302	1,506	263	17.46	159
1303	1,389	693	49.89	398
1304	184	507	275.54	264

DALLAS COUNTY GENERAL ELECTION
NOVEMBER 5, 1996

CONSTABLE, PRECINCT NO. 3

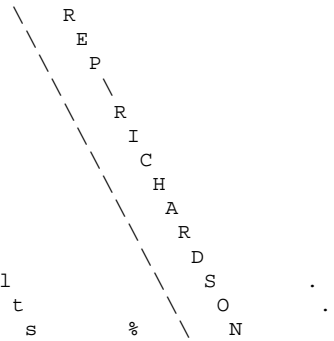
R
 E
 P
 R
 I
 C
 H
 A
 R
 D
 S
 O
 N
 .
 .
 .

	r e g	b l t s	%	S O N
1305	807	342	42.38	162
1306	644	403	62.58	250
1307	21	17	80.95	9
1308	844	632	74.88	402
1311	145	13	8.97	4
1315	62	37	59.68	23
1322	1,684	628	37.29	328
1323	155	106	68.39	69
1328	585	352	60.17	164
1330	129	93	72.09	54
1336	407	207	50.86	69
1338	431	218	50.58	88
1339	304	162	53.29	63
1340	473	349	73.78	219
1341	848	533	62.85	280
1342	191	127	66.49	80
1343	815	553	67.85	349
1349	93	53	56.99	22
1352	136	78	57.35	31
1362	1,059	364	34.37	187
1363	12	8	66.67	5
1365	4	3	75.00	2
1368	0	0	0.00	0
1371	2,392	1,118	46.74	728
1372	1,583	985	62.22	618
2240	847	479	56.55	231
2241	1,127	686	60.87	407
2245	1,489	677	45.47	361
2310	1,334	403	30.21	140
2334	860	380	44.19	167
2392	30	7	23.33	3
3512	0	0	0.00	0
Election Wide	157,207	95,404	60.69	57,032

** COMBINED OFFICIAL CANVASS **

DALLAS COUNTY GENERAL ELECTION
NOVEMBER 5, 1996

CONSTABLE, PRECINCT NO. 3

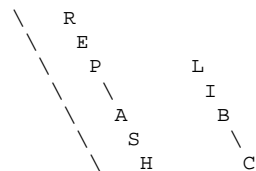


	reg	ists	%	SON
County wide	157,207	95,404	60.69	57,032
Cong. Dist 3	61,301	35,672	58.19	20,733
Cong. Dist 26	95,475	59,514	62.33	36,211
Cong. Dist 30	431	218	50.58	88
State Br Ed Dist 12	140,477	85,844	61.11	52,667
State Br Ed Dist 13	16,730	9,560	57.14	4,365
State Sen. Dist 8	103,714	63,916	61.63	38,789
State Sen. Dist 9	2,488	1,492	59.97	969
State Sen. Dist 16	50,397	29,698	58.93	17,152
State Sen. Dist 23	608	298	49.01	122
State Rep Dist 99	26,454	13,687	51.74	8,543
State Rep Dist 102	60,183	35,620	59.19	21,393
State Rep Dist 103	8,454	5,023	59.42	2,428
State Rep Dist 107	1,912	1,173	61.35	87
State Rep Dist 108	1,528	638	41.75	323
State Rep Dist 112	29,953	19,396	64.75	12,402
State Rep Dist 114	28,723	19,867	69.17	11,856
County Comm Dist 1	151,520	92,772	61.23	55,723
County Comm Dist 2	5,687	2,632	46.28	1,309
JP/Con Pct 3 Pl 1	157,207	95,404	60.69	57,032

** COMBINED OFFICIAL CANVASS **

DALLAS COUNTY GENERAL ELECTION
NOVEMBER 5, 1996

CONSTABLE, PRECINCT NO. 4



	r e g	b l t s	%	L O C K	O Y L E
2201	1,275	738	57.88	518	67
2202	1,238	732	59.13	542	67
2203	3,071	1,726	56.20	1,252	172
2204	86	44	51.16	23	9
2205	1,399	794	56.75	475	120
2206	582	151	25.95	54	25
2207	2,374	752	31.68	446	99
2208	1,971	1,028	52.16	593	134
2209	2,936	1,822	62.06	1,337	162
2211	981	611	62.28	406	53
2212	1,859	1,117	60.09	710	134
2213	2,012	670	33.30	352	75
2214	1,594	884	55.46	537	109
2215	1,182	607	51.35	67	37
2216	2,969	1,389	46.78	797	180
2220	3,011	1,575	52.31	964	204
2221	2,366	1,230	51.99	881	84
2222	2,278	1,501	65.89	1,165	102
2236	2,763	1,201	43.47	701	184
2239	2,254	841	37.31	377	161
2250	2,462	1,343	54.55	833	174
2254	1,156	721	62.37	462	85
2256	58	28	48.28	10	3
2257	859	490	57.04	350	35
2260	2,721	1,595	58.62	996	232
2261	2,061	1,036	50.27	604	155
2270	3,036	1,254	41.30	724	171
2274	2,981	1,646	55.22	1,050	202
2275	2,807	1,427	50.84	789	232
2279	3,408	1,893	55.55	1,179	239
2280	3,804	1,955	51.39	1,149	322
2283	2,889	1,736	60.09	1,145	198
2285	1,994	1,090	54.66	616	182
2286	3,687	1,963	53.24	1,304	239
2287	2,614	1,218	46.60	677	197
2291	226	92	40.71	55	8
2293	414	165	39.86	93	24
2297	2,423	1,581	65.25	1,125	141

DALLAS COUNTY GENERAL ELECTION
NOVEMBER 5, 1996

CONSTABLE, PRECINCT NO. 4

	REGISTRATION		%	LITIGATION	
	REG	LIT		REG	LIT
2298	2,308	1,240	53.73	767	183
2299	2,706	1,597	59.02	1,082	206
2301	2,421	1,545	63.82	1,113	137
2304	2,834	1,614	56.95	1,152	140
2305	1,964	1,066	54.28	618	187
2306	2,157	1,287	59.67	918	129
2307	2,217	1,094	49.35	455	176
2313	2,181	1,457	66.80	1,006	134
2315	2,715	1,051	38.71	642	128
2317	2,651	1,359	51.26	819	194
2318	2,081	1,247	59.92	848	129
2320	334	165	49.40	86	21
2321	357	55	15.41	3	4
2324	2,095	581	27.73	380	72
2327	2,867	1,654	57.69	1,104	232
2330	218	87	39.91	29	21
2331	32	6	18.75	4	0
2332	5	2	40.00	2	0
2333	169	56	33.14	20	15
2352	0	0	0.00	0	0
2353	330	219	66.36	174	15
2364	0	0	0.00	0	0
2372	1,409	767	54.44	623	37
2384	2,473	1,296	52.41	812	154
2385	2,478	1,140	46.00	793	147
2386	1,837	973	52.97	632	137
2387	2,527	1,422	56.27	889	199
2390	0	1	0.00	0	0
2395	1,082	537	49.63	336	70
2396	982	605	61.61	380	84
Election Wide	123,231	64,769	52.56	41,045	7,968
County wide	123,231	64,769	52.56	41,045	7,968
Cong. Dist 3	117,644	62,062	52.75	39,297	7,608
Cong. Dist 4	5,582	2,705	48.46	1,746	360
Cong. Dist 5	5	2	40.00	2	0
State Br Ed Dist 12	107,726	57,364	53.25	37,112	7,080

DALLAS COUNTY GENERAL ELECTION
NOVEMBER 5, 1996

CONSTABLE, PRECINCT NO. 4

	r e g	b l t s	%	R E P A S H L O C K	L I B C O Y L E
State Br Ed Dist 13	15,505	7,405	47.76	3,933	888
State Sen. Dist 16	123,231	64,769	52.56	41,045	7,968
State Rep Dist 101	10,664	5,780	54.20	3,793	630
State Rep Dist 102	2,678	992	37.04	432	197
State Rep Dist 112	35,650	18,383	51.57	11,570	2,258
State Rep Dist 113	74,239	39,614	53.36	25,250	4,883
County Comm Dist 2	123,231	64,769	52.56	41,045	7,968
Con Pct 4	123,231	64,769	52.56	41,045	7,968

DALLAS COUNTY GENERAL ELECTION
NOVEMBER 5, 1996

CONSTABLE, PRECINCT NO. 5

	r e g	b l t s	%	R E P S K I N E R
2234	2,938	1,569	53.40	806
2235	2,929	1,435	48.99	775
2247	1,365	839	61.47	490
2248	1,692	666	39.36	300
2249	976	614	62.91	376
2255	2,399	1,251	52.15	726
2258	1,487	768	51.65	395
2259	2,536	1,482	58.44	812
2267	1,217	594	48.81	284
2268	1,766	999	56.57	503
2269	2,926	1,433	48.97	741
2281	1,170	530	45.30	289
2282	1,891	904	47.81	463
2284	2,692	1,546	57.43	875
2288	2,273	1,274	56.05	706
2289	344	168	48.84	93
2294	1,736	848	48.85	474
2302	2,197	1,148	52.25	656
2303	2,739	1,210	44.18	646
2312	23	10	43.48	8
2316	2,169	1,176	54.22	655
2322	1,581	832	52.62	435
2323	1,374	601	43.74	274
2325	2,514	1,179	46.90	606
2326	1,409	832	59.05	491
2329	2,128	1,245	58.51	716
2349	583	241	41.34	104
2350	1,080	440	40.74	214
2351	2,034	865	42.53	403
2355	570	384	67.37	230
2356	129	49	37.98	32
2357	696	374	53.74	202
2358	692	327	47.25	178
2388	3,759	2,315	61.59	1,360
2391	30	14	46.67	7
2393	1,792	881	49.16	413
2394	1,055	450	42.65	233
3346	2,080	773	37.16	328

DALLAS COUNTY GENERAL ELECTION
NOVEMBER 5, 1996

CONSTABLE, PRECINCT NO. 5

	REGISTRATION	REPRESENTATIVE	PERCENTAGE	REPRESENTATIVE
	REGISTRATION	REPRESENTATIVE	PERCENTAGE	REPRESENTATIVE
3347	2,812	1,132	40.26	581
3360	2,750	1,256	45.67	638
3361	277	138	49.82	21
3393	1,698	650	38.28	322
3408	170	76	44.71	34
3426	0	0	0.00	0
3494	0	1	0.00	1
3521	541	191	35.30	63
3524	236	31	13.14	7
3536	0	0	0.00	0
3543	545	255	46.79	115
3558	1,563	731	46.77	333
3559	945	299	31.64	144
3562	585	184	31.45	85
3563	16	3	18.75	1
3571	1,563	613	39.22	256
4406	2,720	1,751	64.38	1,200
4407	2,844	1,198	42.12	628
4408	838	410	48.93	231
4409	1,500	601	40.07	250
4421	1,647	849	51.55	421
4423	1,492	745	49.93	388
4424	1,988	923	46.43	462
4441	2,080	1,195	57.45	686
4453	2,617	1,414	54.03	823
4461	1,808	1,046	57.85	682
4462	1,124	758	67.44	444
4463	404	250	61.88	95
4471	766	500	65.27	245
4472	1,947	923	47.41	480
4476	2,580	1,669	64.69	1,083
4477	114	20	17.54	12
4478	2,378	1,420	59.71	685
4479	353	194	54.96	4
4480	1,728	919	53.18	575
4481	1,557	833	53.50	485
4484	2,261	1,185	52.41	668
4485	3,014	1,758	58.33	1,095

DALLAS COUNTY GENERAL ELECTION
NOVEMBER 5, 1996

CONSTABLE, PRECINCT NO. 5

	b		%	R E P S K I N E R
	r e g	l t s		
4486	1,957	1,168	59.68	662
4487	2,267	1,480	65.28	955
4488	993	547	55.09	300
4489	2,336	1,167	49.96	636
4490	1,160	769	66.29	429
4492	3,216	1,883	58.55	1,121
4495	1,721	915	53.17	552
4496	1,262	450	35.66	203
4498	0	1	0.00	0
4499	3,485	1,860	53.37	847
4501	2,210	979	44.30	604
4505	1,674	974	58.18	657
4508	1,990	851	42.76	463
4512	2,228	1,426	64.00	851
4513	1,265	710	56.13	369
4514	1,102	702	63.70	408
4515	1,060	395	37.26	234
4516	1,654	1,023	61.85	701
4517	2,546	1,581	62.10	970
4519	1,610	940	58.39	516
4523	0	0	0.00	0
4530	75	37	49.33	21
4532	0	0	0.00	0
4535	0	1	0.00	1
4543	463	212	45.79	127
4545	424	111	26.18	47
4546	397	147	37.03	48
4548	378	141	37.30	63
4559	50	20	40.00	7
4566	313	130	41.53	75
4567	573	279	48.69	151
4568	733	457	62.35	276
4569	0	0	0.00	0
4570	0	1	0.00	1
4573	0	0	0.00	0
4575	1	1	100.00	1
4585	553	364	65.82	223
4586	1,335	767	57.45	373

DALLAS COUNTY GENERAL ELECTION
NOVEMBER 5, 1996

CONSTABLE, PRECINCT NO. 5

	r e g	b l t s	%	R E P U B L I C A N P A R T Y	R E G I S T E R E D P A R T Y
4588	1,367	769	56.25	448	
4604	5	3	60.00	2	
4605	2,060	1,193	57.91	692	
4607	177	75	42.37	32	
4609	226	123	54.42	61	
4612	40	6	15.00	4	
4614	268	139	51.87	95	
4615	1,897	1,156	60.94	625	
4617	651	240	36.87	89	
4618	920	505	54.89	233	
4619	1,104	655	59.33	406	
4620	0	0	0.00	0	
4622	138	78	56.52	28	
4625	1,097	681	62.08	358	
4626	1,584	833	52.59	495	
4627	626	326	52.08	169	
4628	308	205	66.56	130	
4629	815	462	56.69	269	
4630	447	239	53.47	108	
4631	394	149	37.82	89	
4633	0	1	0.00	0	
4634	484	250	51.65	130	
4635	820	437	53.29	269	
4636	107	59	55.14	24	
4638	601	353	58.74	215	
4644	650	339	52.15	189	
4646	618	297	48.06	11	
4648	1,410	815	57.80	464	
4652	234	141	60.26	90	
Election Wide	174,511	91,405	52.38	50,159	
County wide	174,511	91,405	52.38	50,159	
Cong. Dist 3	27,776	14,848	53.46	8,388	
Cong. Dist 4	570	384	67.37	230	
Cong. Dist 5	48,310	22,590	46.76	11,280	
Cong. Dist 6	9,059	5,448	60.14	3,439	
Cong. Dist 24	75,447	40,659	53.89	22,848	

DALLAS COUNTY GENERAL ELECTION
NOVEMBER 5, 1996

CONSTABLE, PRECINCT NO. 5

	reg	blts	%	RES
Cong. Dist 30	13,349	7,476	56.00	3,974
State Br ED Dist 11	36,455	21,216	58.20	13,091
State Br Ed Dist 12	98,343	50,941	51.80	27,377
State Br Ed Dist 13	39,713	19,248	48.47	9,691
State Sen. Dist 2	17,669	7,157	40.51	3,139
State Sen. Dist 9	49,637	27,551	55.50	16,219
State Sen. Dist 16	60,646	31,263	51.55	17,011
State Sen. Dist 23	46,559	25,434	54.63	13,790
State Rep Dist 101	51,381	27,121	52.78	14,929
State Rep Dist 104	2,378	1,019	42.85	486
State Rep Dist 105	26,950	11,302	41.94	5,222
State Rep Dist 106	40,366	21,403	53.02	12,236
State Rep Dist 109	17,272	9,974	57.75	5,575
State Rep Dist 110	16,484	9,170	55.63	5,288
State Rep Dist 111	19,680	11,416	58.01	6,423
County Comm Dist 2	60,891	31,493	51.72	16,971
County Comm Dist 3	15,781	6,333	40.13	2,929
County Comm Dist 4	97,839	53,579	54.76	30,259
JP/Con Pct 5 Pl 1	174,511	91,405	52.38	50,159

DALLAS COUNTY GENERAL ELECTION
NOVEMBER 5, 1996

CONSTABLE, PRECINCT NO. 6

	r e g i s t r a t i o n s		D E M O C R A T I C A N P A R T Y		R E P U B L I C A N P A R T Y	
	g	s	%	O P	L O	
1120	870	338	38.85	91	209	
1139	1,217	422	34.68	99	295	
1152	569	165	29.00	19	136	
1213	1,005	401	39.90	95	273	
1251	252	71	28.17	15	49	
1255	207	64	30.92	25	33	
1264	550	260	47.27	100	143	
1279	155	95	61.29	34	45	
1337	139	62	44.60	19	40	
3301	1,150	380	33.04	79	267	
3303	508	207	40.75	18	174	
3307	1,464	346	23.63	77	242	
3311	709	275	38.79	61	189	
3312	2,882	998	34.63	293	592	
3313	287	124	43.21	45	61	
3315	2,267	994	43.85	30	922	
3317	421	52	12.35	10	36	
3339	123	66	53.66	10	53	
3341	350	177	50.57	34	140	
3349	510	180	35.29	11	158	
3350	477	200	41.93	45	137	
3351	61	23	37.70	1	21	
3353	948	358	37.76	87	243	
3364	527	150	28.46	42	93	
3366	492	110	22.36	3	95	
3388	256	87	33.98	39	19	
3395	44	6	13.64	1	5	
3422	43	10	23.26	2	8	
3423	1	1	100.00	0	1	
3424	632	215	34.02	13	188	
3427	146	41	28.08	2	36	
3428	968	276	28.51	9	256	
3429	778	267	34.32	13	231	
3430	259	78	30.12	21	54	
3431	488	152	31.15	15	123	
3433	3	2	66.67	0	2	
3434	1,712	766	44.74	201	506	

DALLAS COUNTY GENERAL ELECTION
NOVEMBER 5, 1996

CONSTABLE, PRECINCT NO. 6

	REGISTRATION		PARTISAN AFFILIATION		
	REG	BLG	%	DEM	REP
3436	81	29	35.80	14	12
3438	1,605	458	28.54	90	334
3440	33	4	12.12	1	2
3441	164	75	45.73	5	65
3442	42	12	28.57	1	10
3446	6	2	33.33	0	1
3449	245	90	36.73	11	71
3454	172	63	36.63	3	58
3455	412	154	37.38	7	136
3459	288	111	38.54	4	101
3460	235	65	27.66	6	58
3461	183	13	7.10	6	7
3467	232	98	42.24	13	79
3468	823	253	30.74	49	181
3469	6	0	0.00	0	0
3471	887	300	33.82	67	216
3496	13	0	0.00	0	0
3497	222	59	26.58	4	53
3502	97	4	4.12	2	2
3508	230	108	46.96	5	95
3519	1	0	0.00	0	0
3526	853	351	41.15	77	244
3532	285	125	43.86	12	103
3534	449	189	42.09	6	176
3537	44	13	29.55	1	9
3538	32	10	31.25	3	6
3550	10	10	100.00	4	4
3551	127	54	42.52	5	42
3552	0	0	0.00	0	0
3564	185	65	35.14	19	38
3565	344	81	23.55	12	68
3567	304	155	50.99	14	122
3570	0	0	0.00	0	0
4405	792	505	63.76	92	391
4410	1,226	515	42.01	193	284
4411	2,590	928	35.83	188	682
4412	1,065	372	34.93	119	223

DALLAS COUNTY GENERAL ELECTION
NOVEMBER 5, 1996

CONSTABLE, PRECINCT NO. 6

	REGISTRATION		PARTISAN AFFILIATION		
	REGISTRATION	REGISTRATION	%	DEMOCRAT	REPUBLICAN
	REGISTRATION	REGISTRATION	%	DEMOCRAT	REPUBLICAN
4416	1,105	397	35.93	79	304
4418	1,336	933	69.84	508	322
4419	533	278	52.16	104	145
4426	1,296	568	43.83	207	310
4427	2,462	1,096	44.52	401	623
4429	1,557	659	42.32	217	388
4430	1,066	596	55.91	264	281
4431	1,229	538	43.78	142	361
4432	2,489	1,007	40.46	331	590
4434	1,844	877	47.56	314	487
4435	1,279	509	39.80	111	327
4447	395	287	72.66	147	109
4448	479	297	62.00	135	134
4451	541	66	12.20	15	50
4454	1,045	542	51.87	208	284
4458	758	364	48.02	115	232
4469	1,905	786	41.26	222	518
4497	51	16	31.37	6	9
4503	913	327	35.82	81	225
4511	764	254	33.25	79	149
4518	179	96	53.63	24	63
4541	0	1	0.00	0	0
4552	291	141	48.45	72	56
4572	494	166	33.60	66	90
4577	351	58	16.52	9	43
4578	56	12	21.43	3	7
4579	262	113	43.13	39	71
4580	244	117	47.95	39	72
4582	896	388	43.30	141	215
4590	342	147	42.98	60	75
4597	275	140	50.91	44	79
4598	464	222	47.84	82	120
4599	118	72	61.02	35	27
4600	374	160	42.78	61	84
4645	45	24	53.33	6	14

DALLAS COUNTY GENERAL ELECTION
NOVEMBER 5, 1996

CONSTABLE, PRECINCT NO. 6

	reg	blts	%	REP	DEM
Election Wide	65,191	25,944	39.80	7,059	16,812
County wide	65,191	25,944	39.80	7,059	16,812
Cong. Dist 5	7,332	2,594	35.38	530	1,845
Cong. Dist 24	31,725	14,020	44.19	4,854	8,034
Cong. Dist 26	2,520	974	38.65	292	605
Cong. Dist 30	23,614	8,356	35.39	1,383	6,328
State Br Ed Dist 13	65,191	25,944	39.80	7,059	16,812
State Sen. Dist 2	11,607	4,058	34.96	903	2,784
State Sen. Dist 8	1,354	569	42.02	199	319
State Sen. Dist 9	1,720	681	39.59	259	374
State Sen. Dist 23	50,510	20,636	40.86	5,698	13,335
State Rep Dist 100	9,147	3,544	38.74	432	2,846
State Rep Dist 103	17,027	7,715	45.31	2,606	4,465
State Rep Dist 104	27,707	10,629	38.36	3,013	6,813
State Rep Dist 106	1,226	516	42.09	193	284
State Rep Dist 107	8,396	2,877	34.27	715	1,885
State Rep Dist 109	1,688	663	39.28	100	519
County Comm Dist 1	4,964	1,878	37.83	497	1,223
County Comm Dist 3	27,116	9,492	35.01	1,603	7,145
County Comm Dist 4	33,111	14,574	44.02	4,959	8,444
JP/Con Pct 6 Pl 1	65,191	25,944	39.80	7,059	16,812

** COMBINED OFFICIAL CANVASS **

DALLAS COUNTY GENERAL ELECTION
NOVEMBER 5, 1996

CONSTABLE, PRECINCT NO. 7

	r e g i s t r a t i o n		D E M O C R A T I C A N	
	g	s	%	N
3314	2,585	1,274	49.28	1,192
3333	1,468	678	46.19	651
3356	2,798	1,402	50.11	1,296
3362	1,247	488	39.13	456
3363	2,742	1,341	48.91	1,274
3372	2,461	1,049	42.62	998
3374	2,775	1,476	53.19	1,375
3375	2,674	1,175	43.94	1,115
3376	1,947	788	40.47	743
3377	1,222	556	45.50	530
3381	1,070	456	42.62	432
3382	2,141	1,029	48.06	936
3383	2,280	1,079	47.32	998
3384	1,978	1,097	55.46	1,019
3385	1,070	431	40.28	405
3387	48	8	16.67	8
3397	1,328	677	50.98	638
3432	10	6	60.00	6
3435	1,529	635	41.53	608
3470	9	5	55.56	1
3472	792	416	52.53	328
3473	882	505	57.26	336
3474	270	100	37.04	83
3475	106	72	67.92	46
3476	1,028	459	44.65	419
3477	315	145	46.03	118
3478	1,781	996	55.92	727
3479	362	216	59.67	161
3480	3,248	1,446	44.52	1,244
3481	2,136	959	44.90	890
3482	2,476	1,653	66.76	1,421
3483	2,280	1,468	64.39	1,238
3484	2,389	1,319	55.21	1,171
3485	2,287	1,545	67.56	1,281
3486	2,383	976	40.96	506
3487	702	250	35.61	229
3488	1,860	816	43.87	765

** COMBINED OFFICIAL CANVASS **

DALLAS COUNTY GENERAL ELECTION
NOVEMBER 5, 1996

CONSTABLE, PRECINCT NO. 7

	D E M J E R N I G A N			
r e g	b l t s	%		
3554	2	0	0.00	0
3555	0	0	0.00	0
3561	701	305	43.51	286
4420	644	433	67.24	217
4422	1,061	393	37.04	300
4425	2,244	1,124	50.09	633
4439	1,694	795	46.93	513
4442	544	272	50.00	148
4443	2,204	1,233	55.94	569
4444	1,036	586	56.56	475
4445	1,410	898	63.69	584
4452	1,549	705	45.51	381
4455	415	121	29.16	91
4460	2,327	863	37.09	670
4470	979	492	50.26	355
4483	2,634	1,497	56.83	821
4504	1,125	690	61.33	529
4506	24	17	70.83	7
4509	2,653	1,324	49.91	878
4510	1,962	1,106	56.37	849
4522	357	183	51.26	129
4524	0	1	0.00	1
4531	0	0	0.00	0
4542	1,635	1,001	61.22	538
4544	0	1	0.00	0
4556	0	0	0.00	0
4571	733	326	44.47	195
4583	0	1	0.00	0
4584	4	1	25.00	0
4587	1,324	578	43.66	368
4589	50	9	18.00	9
4591	3	9	300.00	6
4592	320	162	50.63	137
4594	392	194	49.49	136
4595	472	282	59.75	174
4596	1,373	776	56.52	595
4601	194	89	45.88	48

DALLAS COUNTY GENERAL ELECTION
NOVEMBER 5, 1996

CONSTABLE, PRECINCT NO. 7

	r e g	b l t s	%	D E M J E R N I G A N
4602	308	116	37.66	64
4603	624	386	61.86	227
4606	1	2	200.00	1
4608	0	0	0.00	0
4610	436	139	31.88	105
4611	309	115	37.22	27
4613	1,389	693	49.89	491
4621	473	174	36.79	156
4624	749	372	49.67	254
4632	274	135	49.27	92
4642	147	44	29.93	30
4643	270	127	47.04	96
4647	208	92	44.23	48
Election Wide	95,932	47,853	49.88	37,877
County wide	95,932	47,853	49.88	37,877
Cong. Dist 6	0	1	0.00	0
Cong. Dist 24	23,771	12,428	52.28	7,367
Cong. Dist 30	72,161	35,424	49.09	30,510
State Br ED Dist 11	5,392	2,942	54.56	1,488
State Br Ed Dist 12	436	139	31.88	105
State Br Ed Dist 13	90,104	44,772	49.69	36,284
State Sen. Dist 9	5,803	3,061	52.75	1,579
State Sen. Dist 23	90,129	44,792	49.70	36,298
State Rep Dist 103	644	433	67.24	217
State Rep Dist 104	6,772	3,124	46.13	2,043
State Rep Dist 106	1,471	688	46.77	391
State Rep Dist 109	1,965	774	39.39	713
State Rep Dist 110	43,546	22,519	51.71	18,194
State Rep Dist 111	41,534	20,315	48.91	16,319
County Comm Dist 3	59,382	29,296	49.33	25,930
County Comm Dist 4	36,550	18,557	50.77	11,947
Con Pct 7	95,932	47,853	49.88	37,877

DALLAS COUNTY GENERAL ELECTION
NOVEMBER 5, 1996

CONSTABLE, PRECINCT NO. 8

	r e g i s t e r e d v o t e r s		%	Y
	b	l		
1153	1,965	999	50.84	570
1190	1,087	380	34.96	182
1191	2,322	1,282	55.21	725
1253	85	47	55.29	26
1335	730	99	13.56	55
1346	270	155	57.41	84
1351	28	23	82.14	2
1353	188	95	50.53	63
1354	194	90	46.39	61
1355	557	248	44.52	158
1361	1,133	550	48.54	354
1369	1,483	753	50.78	383
2328	1,042	470	45.11	386
2340	105	52	49.52	47
3302	545	293	53.76	193
3304	1,071	416	38.84	330
3305	1,153	481	41.72	465
3306	1,116	601	53.85	347
3308	3	5	166.67	2
3309	864	334	38.66	296
3310	1,516	155	10.22	83
3316	217	83	38.25	72
3318	2,260	1,027	45.44	952
3319	2,498	911	36.47	867
3320	796	320	40.20	299
3321	1,031	436	42.29	398
3322	1,507	702	46.58	669
3323	946	390	41.23	363
3324	1,133	527	46.51	489
3325	1,714	742	43.29	716
3326	942	292	31.00	267
3327	327	182	55.66	98
3328	1,137	514	45.21	427
3329	1,322	619	46.82	443
3332	520	263	50.58	249
3334	1,106	590	53.35	548
3335	2,105	966	45.89	914
3336	1,754	728	41.51	685
3337	3,030	1,455	48.02	1,387
3338	1,811	929	51.30	881

DALLAS COUNTY GENERAL ELECTION
NOVEMBER 5, 1996

CONSTABLE, PRECINCT NO. 8

	r e g	b l t s	%	D E M B A G B Y
3340	2,007	863	43.00	661
3342	446	171	38.34	102
3343	2,861	1,326	46.35	1,022
3344	1,825	768	42.08	582
3345	870	352	40.46	302
3348	1,475	602	40.81	570
3357	1,814	902	49.72	852
3358	822	334	40.63	173
3359	891	384	43.10	206
3365	338	156	46.15	110
3367	2,258	1,361	60.27	1,261
3368	1,488	856	57.53	823
3369	2,705	1,095	40.48	1,003
3370	1,453	657	45.22	389
3371	1,510	672	44.50	630
3373	3,152	1,626	51.59	919
3378	2,124	795	37.43	755
3379	463	206	44.49	192
3380	1,214	586	48.27	557
3386	884	434	49.10	189
3389	1,240	682	55.00	626
3390	576	246	42.71	238
3391	610	396	64.92	218
3392	1,501	697	46.44	658
3394	1,777	1,061	59.71	1,030
3396	1,497	820	54.78	423
3398	235	95	40.43	58
3399	1,515	729	48.12	424
3400	472	128	27.12	112
3402	528	212	40.15	164
3403	17	16	94.12	10
3410	1,132	666	58.83	448
3411	110	71	64.55	51
3414	618	348	56.31	270
3415	139	78	56.12	54
3416	497	190	38.23	159
3417	3	3	100.00	3
3418	189	92	48.68	67
3420	197	38	19.29	23
3421	314	179	57.01	138

DALLAS COUNTY GENERAL ELECTION
NOVEMBER 5, 1996

CONSTABLE, PRECINCT NO. 8

	r e g		b l t s		%	D E M B A G B Y
3437	714	427	59.80	399		
3444	1,928	998	51.76	892		
3445	1,515	844	55.71	759		
3447	520	265	50.96	131		
3448	1,285	593	46.15	547		
3450	29	26	89.66	9		
3451	418	258	61.72	101		
3452	308	106	34.42	75		
3453	1,489	814	54.67	570		
3462	22	1	4.55	1		
3463	803	234	29.14	173		
3464	729	199	27.30	180		
3465	247	98	39.68	70		
3466	703	282	40.11	111		
3489	1,007	351	34.86	327		
3490	410	134	32.68	129		
3492	281	144	51.25	131		
3493	278	140	50.36	133		
3495	741	292	39.41	278		
3498	248	139	56.05	102		
3499	1,262	322	25.52	292		
3500	224	26	11.61	21		
3501	414	128	30.92	98		
3503	442	259	58.60	160		
3504	134	68	50.75	46		
3505	182	84	46.15	66		
3506	478	223	46.65	144		
3507	70	46	65.71	30		
3514	390	179	45.90	105		
3515	290	169	58.28	114		
3516	659	228	34.60	180		
3517	48	12	25.00	10		
3518	224	44	19.64	33		
3520	269	168	62.45	129		
3522	314	127	40.45	93		
3523	945	370	39.15	305		
3525	3	1	33.33	1		
3527	350	154	44.00	129		
3528	147	52	35.37	36		
3529	95	43	45.26	33		

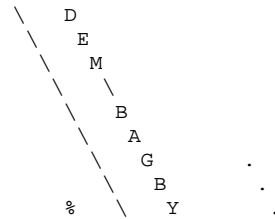
DALLAS COUNTY GENERAL ELECTION
NOVEMBER 5, 1996

CONSTABLE, PRECINCT NO. 8

	r e g	b l t s	%	D E M B A G B Y
3530	500	211	42.20	128
3531	254	138	54.33	61
3533	1,248	500	40.06	323
3535	367	197	53.68	164
3539	317	67	21.14	46
3540	203	103	50.74	86
3541	39	15	38.46	6
3542	954	353	37.00	334
3546	442	168	38.01	93
3547	479	271	56.58	163
3548	1	0	0.00	0
3549	40	22	55.00	18
3553	59	25	42.37	20
3556	148	62	41.89	45
3557	298	111	37.25	49
3560	170	73	42.94	41
3566	155	75	48.39	31
3568	212	80	37.74	53
3569	476	247	51.89	157
3572	886	244	27.54	227
4491	1,726	963	55.79	813
4494	1,737	906	52.16	665
4502	841	317	37.69	173
4526	540	289	53.52	155
4527	116	73	62.93	34
4537	240	153	63.75	79
4574	204	119	58.33	72
4576	0	1	0.00	0
4581	476	141	29.62	100
4623	156	70	44.87	52
4640	147	80	54.42	63
4651	1,661	1,008	60.69	770
Election Wide	123,087	56,227	45.68	44,172
County wide	123,087	56,227	45.68	44,172
Cong. Dist 5	25,910	12,260	47.32	7,268
Cong. Dist 24	1,286	729	56.69	409
Cong. Dist 26	28	23	82.14	2
Cong. Dist 30	95,863	43,215	45.08	36,493

DALLAS COUNTY GENERAL ELECTION
NOVEMBER 5, 1996

CONSTABLE, PRECINCT NO. 8



	r	l	%	Y
	e	t		
	g	s		
State Br Ed Dist 12	7,604	3,953	51.99	2,187
State Br Ed Dist 13	115,483	52,274	45.27	41,985
State Sen. Dist 2	47,332	21,824	46.11	13,943
State Sen. Dist 9	957	390	40.75	207
State Sen. Dist 23	74,798	34,013	45.47	30,022
State Rep Dist 100	24,400	10,030	41.11	8,469
State Rep Dist 103	5,739	2,671	46.54	1,773
State Rep Dist 105	15,184	6,979	45.96	4,700
State Rep Dist 107	17,579	8,587	48.85	4,834
State Rep Dist 109	44,611	20,234	45.36	17,099
State Rep Dist 110	8,923	4,792	53.70	4,532
State Rep Dist 111	6,651	2,934	44.11	2,765
County Comm Dist 1	10,042	4,721	47.01	2,663
County Comm Dist 2	1,147	522	45.51	433
County Comm Dist 3	104,054	46,864	45.04	38,100
County Comm Dist 4	7,844	4,120	52.52	2,976
JP/Con Pct 8 Pl 1	123,087	56,227	45.68	44,172

DALLAS COUNTY GENERAL ELECTION
NOVEMBER 5, 1996

	JUSTICE, 5TH COURT OF APPEALS DISTRICT, PLACE 1	JUSTICE, 5TH COURT OF APPEALS DISTRICT, PLACE 2	JUSTICE, 5TH COURT OF APPEALS DISTRICT, PLACE 3	JUSTICE, 5TH CT OF APPEALS DIST, PL 4 - UNEX TERM	JUSTICE, 5TH CT OF APPEALS DIST, PL 5 - UNEX TERM			
	R E P M A L O N E Y	R E P B R I D G E S	R E P W H I T I N G T O N	R E P W R I G H T	R E P H A N K I N S O N			
	b l s	%						
	r e g							
1101	2,865	1,876	65.48	1,306	1,237	1,243	1,293	1,252
1102	2,939	1,792	60.97	1,212	1,137	1,130	1,186	1,137
1103	2,623	1,788	68.17	1,271	1,183	1,194	1,215	1,181
1104	2,524	1,693	67.08	1,155	1,067	1,085	1,099	1,068
1105	2,244	1,408	62.75	892	843	843	881	832
1106	1,574	1,071	68.04	710	675	682	696	674
1107	2,773	2,068	74.58	1,486	1,379	1,393	1,411	1,369
1108	2,771	1,673	60.38	1,000	918	926	982	919
1109	231	93	40.26	50	45	44	46	47
1110	2,265	1,611	71.13	1,129	1,055	1,062	1,082	1,053
1111	2,225	1,523	68.45	997	914	932	938	918
1112	1,283	690	53.78	423	390	402	417	397
1113	905	398	43.98	194	183	177	194	182
1114	2,212	1,211	54.75	718	690	687	715	681
1115	635	410	64.57	252	239	237	242	231
1116	2,946	1,245	42.26	780	719	725	757	715
1117	1,215	752	61.89	500	477	476	489	468
1118	1,256	801	63.77	499	449	461	477	451
1119	2,459	1,471	59.82	858	798	801	829	792
1120	870	338	38.85	111	99	100	111	100
1121	682	397	58.21	221	192	195	205	194
1122	2,456	1,606	65.39	1,146	1,085	1,101	1,121	1,079
1123	2,764	1,772	64.11	1,200	1,128	1,132	1,173	1,129
1124	1,508	965	63.99	604	571	575	602	570
1125	306	97	31.70	52	45	44	45	44
1126	1,674	999	59.68	519	467	467	511	464
1127	1,390	969	69.71	575	515	516	549	516
1128	1,013	746	73.64	467	416	427	433	418
1129	2,454	1,748	71.23	1,228	1,105	1,121	1,128	1,096
1130	2,489	1,867	75.01	1,282	1,186	1,225	1,235	1,183

DALLAS COUNTY GENERAL ELECTION
NOVEMBER 5, 1996

	JUSTICE, 5TH COURT OF APPEALS DISTRICT, PLACE 1			JUSTICE, 5TH COURT OF APPEALS DISTRICT, PLACE 2			JUSTICE, 5TH COURT OF APPEALS DISTRICT, PLACE 3			JUSTICE, 5TH CT OF APPEALS DIST, PL 4 - UNEX TERM		JUSTICE, 5TH CT OF APPEALS DIST, PL 5 - UNEX TERM	
	R E P M A L O N E Y			R E P B R I D G E S			R E P W H I T I N G T O N			R E P W R I G H T		R E P H A N K I N S O N	
	r	b	%	r	b	%	r	b	%	r	b	r	b
	e	l		e	l		e	l		e	l	e	l
	g	s		g	s		g	s		g	s	g	s
1131	1,999	1,539	76.99	1,118			1,001			1,026		1,022	1,004
1132	1,524	959	62.93	596			553			557		576	559
1133	1,458	1,095	75.10	794			725			738		747	732
1134	1,466	1,075	73.33	677			629			647		649	629
1135	1,073	822	76.61	487			439			439		457	445
1136	1,471	955	64.92	615			565			579		588	574
1137	1,717	1,144	66.63	665			614			613		649	616
1138	2,372	1,690	71.25	1,040			965			981		998	954
1139	1,217	422	34.68	123			109			109		129	110
1140	1,936	1,405	72.57	899			836			852		872	836
1141	1,211	744	61.44	369			337			346		365	336
1142	1,801	1,227	68.13	750			682			677		708	676
1143	1,489	1,052	70.65	711			651			659		665	647
1144	1,196	863	72.16	606			551			557		565	550
1145	521	381	73.13	313			295			301		299	293
1146	1,438	1,074	74.69	706			643			650		666	641
1147	1,842	1,214	65.91	815			751			759		774	748
1148	2,437	1,521	62.41	801			722			734		767	732
1149	2,745	1,605	58.47	870			797			799		833	789
1150	2,706	1,533	56.65	760			685			698		723	687
1151	705	529	75.04	326			297			300		304	294
1152	569	165	29.00	24			24			22		30	23
1153	1,965	999	50.84	404			357			352		383	359
1154	1,488	1,034	69.49	571			506			512		539	505
1155	1,912	1,173	61.35	90			60			67		121	65
1156	984	597	60.67	233			194			198		240	197
1157	2,046	1,494	73.02	1,006			904			907		936	889
1158	174	71	40.80	36			34			35		35	33
1159	1,226	751	61.26	414			377			390		396	382
1160	653	450	68.91	343			318			329		316	317

** COMBINED OFFICIAL CANVASS **

DALLAS COUNTY GENERAL ELECTION
NOVEMBER 5, 1996

	JUSTICE, 5TH COURT OF APPEALS DISTRICT, PLACE 1	JUSTICE, 5TH COURT OF APPEALS DISTRICT, PLACE 2	JUSTICE, 5TH COURT OF APPEALS DISTRICT, PLACE 3	JUSTICE, 5TH CT OF APPEALS DIST, PL 4 - UNEX TERM	JUSTICE, 5TH CT OF APPEALS DIST, PL 5 - UNEX TERM			
	R E P M A L O N E Y	R E P B R I D G E S	R E P W H I T I N G T O N	R E P W R I G H T	R E P H A N K I N S O N			
	b l t s							
	r e g	%						
1161	2,241	1,459	65.10	1,051	982	983	998	978
1162	1,586	1,270	80.08	1,033	969	982	987	975
1163	3,091	2,312	74.80	1,800	1,651	1,676	1,683	1,656
1164	2,580	1,909	73.99	1,527	1,394	1,419	1,424	1,411
1165	1,309	1,018	77.77	810	749	759	764	753
1166	1,213	872	71.89	567	504	517	518	502
1167	2,731	1,599	58.55	1,023	954	950	999	948
1168	855	591	69.12	404	373	372	394	382
1169	294	7	2.38	4	4	4	4	4
1170	1,013	704	69.50	494	454	469	464	454
1171	3,004	2,032	67.64	1,560	1,443	1,448	1,486	1,448
1172	2,703	1,756	64.96	1,328	1,202	1,226	1,236	1,216
1173	2,453	1,169	47.66	789	741	742	767	744
1174	1,704	891	52.29	604	553	555	567	554
1175	2,767	1,551	56.05	1,044	957	978	994	959
1176	2,291	1,689	73.72	1,181	1,093	1,109	1,149	1,103
1177	3,095	1,584	51.18	959	885	881	922	873
1178	1,751	805	45.97	443	399	400	428	399
1179	443	215	48.53	103	97	96	97	95
1180	2,803	1,441	51.41	897	833	834	870	830
1181	1,548	98	6.33	61	62	60	66	59
1182	1,399	591	42.24	351	329	327	340	335
1183	1,882	1,201	63.82	825	756	769	776	748
1184	1,874	964	51.44	623	575	572	601	572
1185	1,948	1,226	62.94	811	758	767	786	756
1186	2,208	1,409	63.81	929	854	853	881	854
1187	1,188	883	74.33	683	625	632	635	621
1188	1,935	1,211	62.58	763	707	714	723	694
1189	1,206	766	63.52	483	433	435	452	435
1190	1,087	380	34.96	198	190	193	191	184

DALLAS COUNTY GENERAL ELECTION
NOVEMBER 5, 1996

	JUSTICE, 5TH COURT OF APPEALS DISTRICT, PLACE 1	JUSTICE, 5TH COURT OF APPEALS DISTRICT, PLACE 2	JUSTICE, 5TH COURT OF APPEALS DISTRICT, PLACE 3	JUSTICE, 5TH CT OF APPEALS DIST, PL 4 - UNEX TERM	JUSTICE, 5TH CT OF APPEALS DIST, PL 5 - UNEX TERM			
	RE P M A L O N E Y	RE P B R I D G E S	RE P W H I T I N G T O N	RE P W R I G H T	RE P H A N K I N S O N			
	r e g	b l s	%					
1191	2,322	1,282	55.21	538	479	489	510	481
1192	11	2	18.18	0	0	1	0	0
1193	0	0	0.00	0	0	0	0	0
1194	1,260	572	45.40	317	306	308	320	308
1195	0	1	0.00	1	1	1	1	1
1196	1,850	1,350	72.97	1,036	954	960	973	960
1197	1,108	876	79.06	689	624	632	637	624
1198	1,847	1,337	72.39	1,044	969	972	998	970
1199	2,373	1,378	58.07	861	798	798	826	797
1200	3,479	1,945	55.91	1,144	1,092	1,093	1,120	1,087
1201	1,739	1,108	63.71	741	678	688	715	688
1202	2,591	1,593	61.48	1,048	974	976	1,014	960
1203	1,370	969	70.73	794	747	755	759	751
1204	1,907	1,221	64.03	861	810	810	838	809
1205	1,831	1,318	71.98	985	920	928	942	913
1206	1,789	1,143	63.89	779	746	745	765	739
1207	1,251	843	67.39	602	555	571	572	556
1208	2,004	1,369	68.31	962	877	878	906	866
1209	2,080	1,306	62.79	802	731	737	762	736
1210	3,170	1,985	62.62	1,362	1,297	1,304	1,349	1,302
1211	2,910	1,331	45.74	843	792	783	825	781
1212	1,241	803	64.71	649	602	607	610	598
1213	1,005	401	39.90	123	114	110	123	113
1214	2,793	1,536	54.99	1,006	973	968	1,010	969
1215	210	90	42.86	52	53	50	54	50
1216	626	421	67.25	227	207	209	219	205
1217	347	195	56.20	112	108	116	113	108
1218	859	502	58.44	285	273	273	287	272
1219	1,505	1,146	76.15	754	681	695	698	679
1220	1,680	1,008	60.00	659	616	617	647	613

DALLAS COUNTY GENERAL ELECTION
NOVEMBER 5, 1996

	JUSTICE, 5TH COURT OF APPEALS DISTRICT, PLACE 1	JUSTICE, 5TH COURT OF APPEALS DISTRICT, PLACE 2	JUSTICE, 5TH COURT OF APPEALS DISTRICT, PLACE 3	JUSTICE, 5TH CT OF APPEALS DIST, PL 4 - UNEX TERM	JUSTICE, 5TH CT OF APPEALS DIST, PL 5 - UNEX TERM			
	R E P M A L O N E Y	R E P B R I D G E S	R E P W H I T I N G T O N	R E P W R I G H T	R E P H A N K I N S O N			
	b l t s	%						
	r e g							
1221	1,821	806	44.26	468	424	419	448	423
1222	2,588	1,618	62.52	1,116	1,058	1,058	1,086	1,054
1223	2,533	1,622	64.03	1,095	1,023	1,025	1,041	1,020
1224	2,434	1,553	63.80	1,095	1,042	1,037	1,082	1,038
1225	2,648	1,434	54.15	931	884	876	924	880
1226	1,986	980	49.35	638	609	611	635	610
1227	2,304	1,640	71.18	1,134	1,039	1,053	1,069	1,050
1228	2,488	1,492	59.97	1,013	941	941	971	932
1229	886	439	49.55	296	279	281	288	278
1230	1,601	977	61.02	658	602	611	632	610
1231	2,709	1,350	49.83	886	836	839	874	832
1232	3,239	1,387	42.82	838	769	772	819	775
1233	718	201	27.99	71	70	67	81	72
1234	2	2	100.00	1	1	1	1	1
1235	2,558	1,609	62.90	1,146	1,097	1,096	1,143	1,100
1236	1,091	640	58.66	459	430	430	439	422
1237	2,755	1,329	48.24	933	893	896	929	897
1238	3,824	2,072	54.18	1,327	1,260	1,263	1,335	1,262
1239	14	1	7.14	1	1	1	1	1
1240	49	38	77.55	20	20	19	18	18
1241	8	36	450.00	1	2	1	1	1
1242	708	367	51.84	227	209	208	218	208
1243	463	252	54.43	137	127	135	137	133
1244	348	200	57.47	111	100	103	107	100
1245	78	44	56.41	24	23	23	25	22
1246	0	0	0.00	0	0	0	0	0
1247	147	66	44.90	38	36	37	39	38
1248	3	1	33.33	1	1	1	1	1
1249	155	113	72.90	92	88	88	89	88
1250	21	14	66.67	7	8	8	8	8

DALLAS COUNTY GENERAL ELECTION
NOVEMBER 5, 1996

		JUSTICE, 5TH COURT OF APPEALS DISTRICT, PLACE 1	JUSTICE, 5TH COURT OF APPEALS DISTRICT, PLACE 2	JUSTICE, 5TH COURT OF APPEALS DISTRICT, PLACE 3	JUSTICE, 5TH CT OF APPEALS DIST, PL 4 - UNEX TERM	JUSTICE, 5TH CT OF APPEALS DIST, PL 5 - UNEX TERM		
		R E P M A L O N E Y	R E P B R I D G E S	R E P W H I T I N G T O N	R E P W R I G H T	R E P H A N K I N S O N		
r e g	b l t s	%	%	%	%	%	.	
1251	252	71	28.17	16	13	12	16	13
1252	573	241	42.06	126	119	115	123	114
1253	85	47	55.29	22	22	21	23	22
1254	366	211	57.65	113	107	109	112	106
1255	207	64	30.92	28	24	23	31	24
1256	34	21	61.76	5	2	2	3	2
1257	61	40	65.57	24	21	21	24	21
1258	929	568	61.14	391	365	363	370	365
1259	112	80	71.43	47	43	47	45	44
1260	559	310	55.46	198	180	181	186	179
1261	147	48	32.65	23	23	21	21	22
1262	200	45	22.50	20	20	18	18	19
1263	0	0	0.00	0	0	0	0	0
1264	550	260	47.27	92	82	87	92	80
1265	7	4	57.14	2	2	2	2	2
1266	0	1	0.00	1	1	1	1	1
1267	190	85	44.74	35	34	35	36	34
1268	2,441	1,536	62.93	1,123	1,071	1,064	1,084	1,063
1269	87	37	42.53	18	16	15	18	16
1270	974	365	37.47	150	141	135	157	140
1271	3	1	33.33	0	0	0	1	0
1272	385	169	43.90	75	68	66	78	68
1273	8	2	25.00	0	0	0	1	0
1274	1,262	685	54.28	409	381	386	403	382
1275	6	1	16.67	1	1	1	1	1
1276	337	237	70.33	179	163	169	169	166
1277	1,098	490	44.63	227	208	205	225	207
1278	0	0	0.00	0	0	0	0	0
1279	155	95	61.29	32	27	28	33	26
1280	1,574	1,084	68.87	740	695	700	722	700

DALLAS COUNTY GENERAL ELECTION
NOVEMBER 5, 1996

		JUSTICE, 5TH COURT OF APPEALS DISTRICT, PLACE 1	JUSTICE, 5TH COURT OF APPEALS DISTRICT, PLACE 2	JUSTICE, 5TH COURT OF APPEALS DISTRICT, PLACE 3	JUSTICE, 5TH CT OF APPEALS DIST, PL 4 - UNEX TERM	JUSTICE, 5TH CT OF APPEALS DIST, PL 5 - UNEX TERM	
		R E P M A L O N E Y	R E P B R I D G E S	R E P W H I T I N G T O N	R E P W R I G H T	R E P H A N K I N S O N	
	r e g i s t r a t i o n s	%	%	%	%	%	
1281	1,067	613	57.45	372	358	364	350
1282	1,004	590	58.76	342	313	330	315
1283	251	91	36.25	29	26	33	27
1284	80	34	42.50	15	14	18	14
1285	429	213	49.65	115	104	117	101
1286	996	270	27.11	194	176	180	175
1287	1,477	1,092	73.93	784	717	735	714
1288	280	209	74.64	164	150	154	146
1289	3	2	66.67	2	2	2	2
1290	378	279	73.81	213	192	197	193
1291	0	0	0.00	0	0	0	0
1292	1,806	641	35.49	221	193	220	196
1293	222	98	44.14	55	50	53	51
1294	0	49	0.00	22	23	22	24
1295	1,251	446	35.65	159	146	180	153
1296	1,043	253	24.26	100	89	105	93
1297	545	213	39.08	103	87	89	84
1298	1,431	581	40.60	260	237	256	235
1299	600	296	49.33	129	116	125	113
1300	11	5	45.45	3	3	3	3
1301	234	114	48.72	56	49	51	50
1302	1,506	263	17.46	164	153	159	148
1303	1,389	693	49.89	420	387	410	385
1304	184	507	275.54	265	243	271	247
1305	807	342	42.38	155	150	155	145
1306	644	403	62.58	274	254	262	255
1307	21	17	80.95	11	9	9	9
1308	844	632	74.88	450	406	414	408
1309	677	250	36.93	107	96	104	94
1310	63	51	80.95	38	32	31	32

DALLAS COUNTY GENERAL ELECTION
NOVEMBER 5, 1996

	JUSTICE, 5TH COURT OF APPEALS DISTRICT, PLACE 1	JUSTICE, 5TH COURT OF APPEALS DISTRICT, PLACE 2	JUSTICE, 5TH COURT OF APPEALS DISTRICT, PLACE 3	JUSTICE, 5TH CT OF APPEALS DIST, PL 4 - UNEX TERM	JUSTICE, 5TH CT OF APPEALS DIST, PL 5 - UNEX TERM
	RE P M A L O N E Y	RE P B R I D G E S	RE P W H I T I N G T O N	RE P W R I G H T	RE P H A N K I N S O N
	reg	bls	%		
1311	145	13	8.97	3	3
1312	850	633	74.47	481	457
1313	4	1	25.00	1	0
1314	33	14	42.42	6	6
1315	62	37	59.68	24	25
1316	995	652	65.53	400	380
1317	951	636	66.88	281	252
1318	372	271	72.85	169	157
1319	2	1	50.00	1	1
1320	491	324	65.99	213	199
1321	0	0	0.00	0	0
1322	1,684	628	37.29	335	320
1323	155	106	68.39	78	74
1324	685	303	44.23	155	146
1325	222	86	38.74	53	47
1326	507	292	57.59	182	174
1327	5	2	40.00	0	0
1328	585	352	60.17	177	159
1329	2,626	1,582	60.24	1,066	1,006
1330	129	93	72.09	58	51
1331	1,670	1,016	60.84	627	592
1332	95	19	20.00	7	8
1333	13	4	30.77	2	1
1334	93	29	31.18	14	15
1335	730	99	13.56	48	44
1336	407	207	50.86	69	64
1337	139	62	44.60	23	20
1338	431	218	50.58	90	76
1339	304	162	53.29	74	70
1340	473	349	73.78	252	227

DALLAS COUNTY GENERAL ELECTION
NOVEMBER 5, 1996

		JUSTICE, 5TH COURT OF APPEALS DISTRICT, PLACE 1	JUSTICE, 5TH COURT OF APPEALS DISTRICT, PLACE 2	JUSTICE, 5TH COURT OF APPEALS DISTRICT, PLACE 3	JUSTICE, 5TH CT OF APPEALS DIST, PL 4 - UNEX TERM	JUSTICE, 5TH CT OF APPEALS DIST, PL 5 - UNEX TERM	
		R E P M A L O N E Y	R E P B R I D G E S	R E P W H I T I N G T O N	R E P W R I G H T	R E P H A N K I N S O N	
	r e g i s t r a t i o n s	%	%	%	%	%	
1341	848	533	62.85	308	290	293	288
1342	191	127	66.49	87	78	75	79
1343	815	553	67.85	382	346	353	353
1344	347	240	69.16	156	143	148	143
1345	1,098	631	57.47	374	340	341	336
1346	270	155	57.41	73	65	63	65
1347	551	400	72.60	296	274	279	275
1348	291	94	32.30	34	31	30	32
1349	93	53	56.99	23	16	15	15
1350	468	279	59.62	186	173	177	176
1351	28	23	82.14	21	17	19	16
1352	136	78	57.35	38	32	32	33
1353	188	95	50.53	35	31	31	32
1354	194	90	46.39	30	29	28	29
1355	557	248	44.52	83	74	72	75
1356	440	221	50.23	120	111	111	111
1357	234	88	37.61	49	43	44	43
1358	439	182	41.46	105	97	95	97
1359	395	142	35.95	62	57	62	61
1360	464	234	50.43	121	124	122	119
1361	1,133	550	48.54	188	167	168	173
1362	1,059	364	34.37	191	185	181	185
1363	12	8	66.67	5	5	5	6
1364	1,441	909	63.08	503	441	447	449
1365	4	3	75.00	3	3	3	2
1366	369	149	40.38	98	89	91	98
1367	700	271	38.71	176	176	174	172
1368	0	0	0.00	0	0	0	0
1369	1,483	753	50.78	360	321	323	323
1370	1,113	736	66.13	534	505	508	505

DALLAS COUNTY GENERAL ELECTION
NOVEMBER 5, 1996

	JUSTICE, 5TH COURT OF APPEALS DISTRICT, PLACE 1	JUSTICE, 5TH COURT OF APPEALS DISTRICT, PLACE 2	JUSTICE, 5TH COURT OF APPEALS DISTRICT, PLACE 3	JUSTICE, 5TH CT OF APPEALS DIST, PL 4 - UNEX TERM	JUSTICE, 5TH CT OF APPEALS DIST, PL 5 - UNEX TERM			
	R E P M A L O N E Y	R E P B R I D G E S	R E P W H I T I N G T O N	R E P W R I G H T	R E P H A N K I N S O N			
	r e g i s t r a t i o n	r e g i s t r a t i o n	r e g i s t r a t i o n	r e g i s t r a t i o n	r e g i s t r a t i o n			
	b l o c k s	b l o c k s	b l o c k s	b l o c k s	b l o c k s			
	%	%	%	%	%			
1371	2,392	1,118	46.74	759	712	707	726	712
1372	1,583	985	62.22	647	605	605	622	599
2201	1,275	738	57.88	461	431	430	443	417
2202	1,238	732	59.13	497	461	455	477	451
2203	3,071	1,726	56.20	1,140	1,072	1,066	1,103	1,053
2204	86	44	51.16	23	17	18	22	17
2205	1,399	794	56.75	467	431	436	463	433
2206	582	151	25.95	50	45	44	49	42
2207	2,374	752	31.68	418	378	394	393	376
2208	1,971	1,028	52.16	520	482	475	518	470
2209	2,936	1,822	62.06	1,242	1,140	1,150	1,179	1,120
2210	853	643	75.38	454	416	433	437	415
2211	981	611	62.28	335	301	298	308	294
2212	1,859	1,117	60.09	634	583	585	603	571
2213	2,012	670	33.30	300	271	280	287	270
2214	1,594	884	55.46	473	437	448	477	438
2215	1,182	607	51.35	57	50	46	64	49
2216	2,969	1,389	46.78	711	658	662	707	656
2217	2,318	1,677	72.35	1,199	1,097	1,115	1,138	1,092
2218	1,809	1,252	69.21	807	746	750	774	737
2219	1,575	1,041	66.10	642	573	578	604	573
2220	3,011	1,575	52.31	843	775	789	828	762
2221	2,366	1,230	51.99	740	688	695	706	674
2222	2,278	1,501	65.89	1,052	971	978	998	964
2223	2,432	1,636	67.27	936	834	841	872	828
2224	2,486	1,786	71.84	1,164	1,050	1,063	1,091	1,043
2225	1,364	752	55.13	391	356	353	381	354
2226	1,468	687	46.80	296	277	271	291	277
2227	1,022	689	67.42	397	342	352	363	340
2228	2,392	1,436	60.03	872	802	803	840	801

DALLAS COUNTY GENERAL ELECTION
NOVEMBER 5, 1996

	JUSTICE, 5TH COURT OF APPEALS DISTRICT, PLACE 1	JUSTICE, 5TH COURT OF APPEALS DISTRICT, PLACE 2	JUSTICE, 5TH COURT OF APPEALS DISTRICT, PLACE 3	JUSTICE, 5TH CT OF APPEALS DIST, PL 4 - UNEX TERM	JUSTICE, 5TH CT OF APPEALS DIST, PL 5 - UNEX TERM			
	R E P M A L O N E Y	R E P B R I D G E S	R E P W H I T I N G T O N	R E P W R I G H T	R E P H A N K I N S O N			
	r e g i s t r a t i o n s							
2229	966	672	69.57	409	368	374	389	364
2230	1,340	655	48.88	302	278	282	313	280
2231	775	507	65.42	285	261	252	257	243
2232	2,188	1,195	54.62	615	539	527	578	533
2233	1,100	651	59.18	362	338	339	347	322
2234	2,938	1,569	53.40	872	783	799	835	777
2235	2,929	1,435	48.99	818	747	751	796	748
2236	2,763	1,201	43.47	680	634	628	665	625
2237	1,412	886	62.75	668	598	606	617	599
2238	1,573	785	49.90	421	373	376	413	380
2239	2,254	841	37.31	385	348	353	380	355
2240	847	479	56.55	240	220	223	245	228
2241	1,127	686	60.87	442	409	408	426	400
2242	1,803	1,278	70.88	790	701	713	727	704
2243	2,631	1,870	71.08	1,146	1,037	1,059	1,078	1,054
2244	321	221	68.85	125	113	109	117	112
2245	1,489	677	45.47	372	344	340	381	347
2246	1,832	942	51.42	480	429	421	446	412
2247	1,365	839	61.47	531	485	484	496	473
2248	1,692	666	39.36	325	301	303	323	290
2249	976	614	62.91	418	390	397	398	386
2250	2,462	1,343	54.55	784	699	689	732	687
2251	296	192	64.86	105	93	92	98	90
2252	175	132	75.43	82	74	76	79	74
2253	999	616	61.66	344	298	311	324	301
2254	1,156	721	62.37	406	366	365	386	363
2255	2,399	1,251	52.15	752	705	707	744	696
2256	58	28	48.28	10	9	9	9	9
2257	859	490	57.04	296	272	272	282	268
2258	1,487	768	51.65	419	388	396	409	377

DALLAS COUNTY GENERAL ELECTION
NOVEMBER 5, 1996

	JUSTICE, 5TH COURT OF APPEALS DISTRICT, PLACE 1	JUSTICE, 5TH COURT OF APPEALS DISTRICT, PLACE 2	JUSTICE, 5TH COURT OF APPEALS DISTRICT, PLACE 3	JUSTICE, 5TH CT OF APPEALS DIST, PL 4 - UNEX TERM	JUSTICE, 5TH CT OF APPEALS DIST, PL 5 - UNEX TERM			
	R E P M A L O N E Y	R E P B R I D G E S	R E P W H I T I N G T O N	R E P W R I G H T	R E P H A N K I N S O N			
	b l t s							
	r e g	%						
2259	2,536	1,482	58.44	888	812	818	855	798
2260	2,721	1,595	58.62	952	884	884	939	879
2261	2,061	1,036	50.27	536	501	486	534	497
2262	983	716	72.84	507	471	481	489	471
2263	1,651	958	58.03	507	451	450	486	448
2264	1,621	561	34.61	249	226	221	245	231
2265	1,253	762	60.81	492	458	461	481	458
2266	1,316	1,018	77.36	707	637	650	657	631
2267	1,217	594	48.81	327	296	301	311	291
2268	1,766	999	56.57	560	497	505	518	486
2269	2,926	1,433	48.97	769	715	708	753	704
2270	3,036	1,254	41.30	679	644	642	675	649
2271	1,258	924	73.45	628	577	590	603	577
2272	2,166	1,058	48.85	538	492	501	523	497
2273	2,059	1,371	66.59	775	690	707	724	681
2274	2,981	1,646	55.22	961	880	886	937	878
2275	2,807	1,427	50.84	760	713	714	768	708
2276	1,208	818	67.72	528	469	476	487	465
2277	2,677	1,861	69.52	1,149	1,004	1,024	1,046	1,001
2278	1,397	740	52.97	376	354	348	372	341
2279	3,408	1,893	55.55	1,119	1,008	1,018	1,083	1,005
2280	3,804	1,955	51.39	1,088	998	977	1,071	977
2281	1,170	530	45.30	288	272	270	284	263
2282	1,891	904	47.81	479	443	450	477	435
2283	2,889	1,736	60.09	1,076	988	988	1,052	993
2284	2,692	1,546	57.43	949	878	885	907	867
2285	1,994	1,090	54.66	605	560	566	610	556
2286	3,687	1,963	53.24	1,234	1,121	1,128	1,179	1,118
2287	2,614	1,218	46.60	652	595	596	644	594
2288	2,273	1,274	56.05	767	697	697	723	681

** COMBINED OFFICIAL CANVASS **

DALLAS COUNTY GENERAL ELECTION
NOVEMBER 5, 1996

	JUSTICE, 5TH COURT OF APPEALS DISTRICT, PLACE 1	JUSTICE, 5TH COURT OF APPEALS DISTRICT, PLACE 2	JUSTICE, 5TH COURT OF APPEALS DISTRICT, PLACE 3	JUSTICE, 5TH CT OF APPEALS DIST, PL 4 - UNEX TERM	JUSTICE, 5TH CT OF APPEALS DIST, PL 5 - UNEX TERM			
	R E P M A L O N E Y	R E P B R I D G E S	R E P W H I T I N G T O N	R E P W R I G H T	R E P H A N K I N S O N			
	b l t s	%	%	%	%			
r e g								
2289	344	168	48.84	89	86	89	88	83
2290	219	67	30.59	10	9	8	8	6
2291	226	92	40.71	54	49	50	49	49
2292	181	60	33.15	22	21	22	24	21
2293	414	165	39.86	84	78	74	77	74
2294	1,736	848	48.85	492	457	462	493	451
2295	1,327	558	42.05	230	199	199	229	196
2296	707	469	66.34	284	253	263	263	260
2297	2,423	1,581	65.25	1,043	950	957	1,002	945
2298	2,308	1,240	53.73	729	647	653	689	639
2299	2,706	1,597	59.02	1,036	941	931	992	934
2300	470	290	61.70	131	117	123	129	113
2301	2,421	1,545	63.82	1,004	922	920	960	912
2302	2,197	1,148	52.25	679	623	626	676	634
2303	2,739	1,210	44.18	637	577	584	637	574
2304	2,834	1,614	56.95	1,090	1,013	1,013	1,057	1,007
2305	1,964	1,066	54.28	595	550	546	612	548
2306	2,157	1,287	59.67	828	747	743	767	737
2307	2,217	1,094	49.35	418	388	378	440	387
2308	2,627	936	35.63	432	385	380	423	390
2309	2,620	1,653	63.09	1,125	1,029	1,037	1,058	1,022
2310	1,334	403	30.21	135	125	130	160	131
2311	1,976	1,281	64.83	883	796	814	838	802
2312	23	10	43.48	8	8	8	8	8
2313	2,181	1,457	66.80	946	869	871	924	863
2314	2,298	1,064	46.30	568	504	514	543	504
2315	2,715	1,051	38.71	597	549	557	589	542
2316	2,169	1,176	54.22	721	663	663	693	659
2317	2,651	1,359	51.26	802	736	728	792	729
2318	2,081	1,247	59.92	774	692	699	720	681

** COMBINED OFFICIAL CANVASS **

DALLAS COUNTY GENERAL ELECTION
NOVEMBER 5, 1996

		JUSTICE, 5TH COURT OF APPEALS DISTRICT, PLACE 1	JUSTICE, 5TH COURT OF APPEALS DISTRICT, PLACE 2	JUSTICE, 5TH COURT OF APPEALS DISTRICT, PLACE 3	JUSTICE, 5TH CT OF APPEALS DIST, PL 4 - UNEX TERM	JUSTICE, 5TH CT OF APPEALS DIST, PL 5 - UNEX TERM		
		R E P M A L O N E Y	R E P B R I D G E S	R E P W H I T I N G T O N	R E P W R I G H T	R E P H A N K I N S O N		
	r e g s	%	%	%	%	%		
2319	2,531	875	34.57	302	275	270	313	274
2320	334	165	49.40	74	69	70	75	68
2321	357	55	15.41	2	3	2	5	2
2322	1,581	832	52.62	469	423	435	458	423
2323	1,374	601	43.74	285	258	250	269	254
2324	2,095	581	27.73	360	336	330	342	331
2325	2,514	1,179	46.90	634	591	597	630	585
2326	1,409	832	59.05	513	481	479	511	474
2327	2,867	1,654	57.69	1,020	964	947	1,001	938
2328	1,042	470	45.11	104	90	85	109	89
2329	2,128	1,245	58.51	746	694	701	744	684
2330	218	87	39.91	30	26	24	32	25
2331	32	6	18.75	4	4	4	4	4
2332	5	2	40.00	1	1	1	2	1
2333	169	56	33.14	18	21	19	22	19
2334	860	380	44.19	181	167	165	185	166
2335	257	99	38.52	39	36	35	40	34
2336	247	88	35.63	44	40	43	47	41
2337	257	134	52.14	86	76	78	82	78
2338	268	116	43.28	54	48	47	52	48
2339	842	288	34.20	105	97	96	104	96
2340	105	52	49.52	7	6	6	6	6
2341	363	180	49.59	54	46	45	54	45
2342	878	346	39.41	149	138	134	153	135
2343	622	231	37.14	92	81	78	104	82
2344	554	266	48.01	132	116	117	132	116
2345	372	149	40.05	51	43	44	58	45
2346	1,034	816	78.92	609	554	561	566	549
2347	0	212	0.00	57	45	46	58	46
2348	1,083	474	43.77	206	185	190	207	185

DALLAS COUNTY GENERAL ELECTION
NOVEMBER 5, 1996

		JUSTICE, 5TH COURT OF APPEALS DISTRICT, PLACE 1	JUSTICE, 5TH COURT OF APPEALS DISTRICT, PLACE 2	JUSTICE, 5TH COURT OF APPEALS DISTRICT, PLACE 3	JUSTICE, 5TH CT OF APPEALS DIST, PL 4 - UNEX TERM	JUSTICE, 5TH CT OF APPEALS DIST, PL 5 - UNEX TERM	
		R E P M A L O N E Y	R E P B R I D G E S	R E P W H I T I N G T O N	R E P W R I G H T	R E P H A N K I N S O N	
	r e g i s t r a t i o n s	%	%	%	%	%	
2349	583	241	41.34	120	108	111	106
2350	1,080	440	40.74	222	200	200	195
2351	2,034	865	42.53	424	392	384	379
2352	0	0	0.00	0	0	0	0
2353	330	219	66.36	158	146	144	146
2354	61	50	81.97	39	34	34	35
2355	570	384	67.37	258	231	234	230
2356	129	49	37.98	28	29	28	27
2357	696	374	53.74	210	197	195	197
2358	692	327	47.25	184	164	165	167
2359	921	458	49.73	193	178	179	176
2360	743	124	16.69	30	27	25	28
2361	128	24	18.75	12	9	9	8
2362	614	396	64.50	204	178	182	175
2363	318	172	54.09	92	81	83	86
2364	0	0	0.00	0	0	0	0
2365	75	54	72.00	27	28	29	29
2366	12	6	50.00	5	5	5	5
2367	256	175	68.36	94	88	90	86
2368	158	109	68.99	80	74	74	74
2369	0	0	0.00	0	0	0	0
2370	277	133	48.01	55	46	47	46
2371	287	178	62.02	105	92	93	92
2372	1,409	767	54.44	557	515	522	508
2373	1,145	818	71.44	621	555	565	555
2374	269	140	52.04	69	68	63	63
2375	298	105	35.23	34	26	26	26
2376	0	2	0.00	1	1	1	1
2377	119	62	52.10	24	21	21	20
2378	253	123	48.62	51	47	48	45

DALLAS COUNTY GENERAL ELECTION
NOVEMBER 5, 1996

	JUSTICE, 5TH COURT OF APPEALS DISTRICT, PLACE 1	JUSTICE, 5TH COURT OF APPEALS DISTRICT, PLACE 2	JUSTICE, 5TH COURT OF APPEALS DISTRICT, PLACE 3	JUSTICE, 5TH CT OF APPEALS DIST, PL 4 - UNEX TERM	JUSTICE, 5TH CT OF APPEALS DIST, PL 5 - UNEX TERM
	RE P M A L O N E Y	RE P B R I D G E S	RE P W H I T I N G T O N	RE P W R I G H T	RE P H A N K I N S O N
reg	bls	%			
2379	1	0	0.00	0	0
2380	1,638	924	56.41	473	415
2381	692	488	70.52	295	268
2382	97	71	73.20	37	29
2383	157	73	46.50	44	40
2384	2,473	1,296	52.41	754	695
2385	2,478	1,140	46.00	771	716
2386	1,837	973	52.97	626	568
2387	2,527	1,422	56.27	839	766
2388	3,759	2,315	61.59	1,451	1,322
2389	80	51	63.75	34	29
2390	0	1	0.00	0	0
2391	30	14	46.67	6	6
2392	30	7	23.33	4	3
2393	1,792	881	49.16	435	393
2394	1,055	450	42.65	247	236
2395	1,082	537	49.63	322	302
2396	982	605	61.61	369	343
3301	1,150	380	33.04	84	70
3302	545	293	53.76	94	82
3303	508	207	40.75	25	22
3304	1,071	416	38.84	102	84
3305	1,153	481	41.72	20	11
3306	1,116	601	53.85	279	248
3307	1,464	346	23.63	111	89
3308	3	5	166.67	3	3
3309	864	334	38.66	19	15
3310	1,516	155	10.22	68	64
3311	709	275	38.79	80	69
3312	2,882	998	34.63	337	299

** COMBINED OFFICIAL CANVASS **

DALLAS COUNTY GENERAL ELECTION
NOVEMBER 5, 1996

	JUSTICE, 5TH COURT OF APPEALS DISTRICT, PLACE 1	JUSTICE, 5TH COURT OF APPEALS DISTRICT, PLACE 2	JUSTICE, 5TH COURT OF APPEALS DISTRICT, PLACE 3	JUSTICE, 5TH CT OF APPEALS DIST, PL 4 - UNEX TERM	JUSTICE, 5TH CT OF APPEALS DIST, PL 5 - UNEX TERM
	RE P M A L O N E Y	RE P B R I D G E S	REP W H I T I N G T O N	REP W R I G H T	REP H A N K I N S O N
	r e g i s t r a t i o n s				
3313	287 124 43.21	56	51	50	57
3314	2,585 1,274 49.28	89	76	72	108
3315	2,267 994 43.85	35	19	23	35
3316	217 83 38.25	5	5	5	6
3317	421 52 12.35	11	8	6	11
3318	2,260 1,027 45.44	37	31	28	59
3319	2,498 911 36.47	28	28	26	39
3320	796 320 40.20	12	11	11	14
3321	1,031 436 42.29	22	13	12	37
3322	1,507 702 46.58	25	18	20	31
3323	946 390 41.23	21	20	17	25
3324	1,133 527 46.51	10	10	7	23
3325	1,714 742 43.29	14	13	13	34
3326	942 292 31.00	7	3	5	11
3327	327 182 55.66	51	44	45	53
3328	1,137 514 45.21	92	73	73	101
3329	1,322 619 46.82	147	125	122	154
3330	1,971 1,056 53.58	393	337	339	404
3331	2,350 1,151 48.98	424	366	362	389
3332	520 263 50.58	15	10	10	21
3333	1,468 678 46.19	29	23	25	44
3334	1,106 590 53.35	34	25	23	49
3335	2,105 966 45.89	40	29	30	44
3336	1,754 728 41.51	18	9	8	23
3337	3,030 1,455 48.02	75	49	52	100
3338	1,811 929 51.30	27	17	16	41
3339	123 66 53.66	9	9	13	11
3340	2,007 863 43.00	189	172	163	207
3341	350 177 50.57	9	10	11	14
3342	446 171 38.34	62	54	49	59

DALLAS COUNTY GENERAL ELECTION
NOVEMBER 5, 1996

	JUSTICE, 5TH COURT OF APPEALS DISTRICT, PLACE 1	JUSTICE, 5TH COURT OF APPEALS DISTRICT, PLACE 2	JUSTICE, 5TH COURT OF APPEALS DISTRICT, PLACE 3	JUSTICE, 5TH CT OF APPEALS DIST, PL 4 - UNEX TERM	JUSTICE, 5TH CT OF APPEALS DIST, PL 5 - UNEX TERM
	REPLACES	REPLACES	REPLACES	REPLACES	REPLACES
	bl	bl	bl	bl	bl
	g	s	%		
3343	2,861	1,326	46.35	273	241
3344	1,825	768	42.08	209	187
3345	870	352	40.46	50	48
3346	2,080	773	37.16	327	293
3347	2,812	1,132	40.26	626	574
3348	1,475	602	40.81	23	19
3349	510	180	35.29	13	13
3350	477	200	41.93	43	40
3351	61	23	37.70	3	3
3352	868	483	55.65	180	161
3353	948	358	37.76	56	42
3354	1,179	547	46.40	214	193
3355	1,887	853	45.20	354	321
3356	2,798	1,402	50.11	75	55
3357	1,814	902	49.72	52	34
3358	822	334	40.63	124	131
3359	891	384	43.10	168	149
3360	2,750	1,256	45.67	668	595
3361	277	138	49.82	22	19
3362	1,247	488	39.13	29	21
3363	2,742	1,341	48.91	51	37
3364	527	150	28.46	40	38
3365	338	156	46.15	58	55
3366	492	110	22.36	3	2
3367	2,258	1,361	60.27	89	69
3368	1,488	856	57.53	39	34
3369	2,705	1,095	40.48	99	85
3370	1,453	657	45.22	206	193
3371	1,510	672	44.50	44	37
3372	2,461	1,049	42.62	49	41

** COMBINED OFFICIAL CANVASS **

DALLAS COUNTY GENERAL ELECTION
NOVEMBER 5, 1996

	JUSTICE, 5TH COURT OF APPEALS DISTRICT, PLACE 1	JUSTICE, 5TH COURT OF APPEALS DISTRICT, PLACE 2	JUSTICE, 5TH COURT OF APPEALS DISTRICT, PLACE 3	JUSTICE, 5TH CT OF APPEALS DIST, PL 4 - UNEX TERM	JUSTICE, 5TH CT OF APPEALS DIST, PL 5 - UNEX TERM			
	RE P M A L O N E Y	RE P B R I D G E S	RE P W H I T I N G T O N	RE P W R I G H T	RE P H A N K I N S O N			
3373	3,152	1,626	51.59	724	669	680	729	684
3374	2,775	1,476	53.19	60	46	47	102	43
3375	2,674	1,175	43.94	44	30	32	49	32
3376	1,947	788	40.47	31	24	21	36	23
3377	1,222	556	45.50	22	14	14	24	15
3378	2,124	795	37.43	45	27	37	51	31
3379	463	206	44.49	10	7	9	13	7
3380	1,214	586	48.27	29	21	22	37	24
3381	1,070	456	42.62	26	19	18	37	19
3382	2,141	1,029	48.06	106	88	91	121	87
3383	2,280	1,079	47.32	70	51	53	103	56
3384	1,978	1,097	55.46	95	82	78	145	83
3385	1,070	431	40.28	15	10	7	16	8
3386	884	434	49.10	237	218	215	233	218
3387	48	8	16.67	3	3	3	3	3
3388	256	87	33.98	27	23	23	27	24
3389	1,240	682	55.00	72	58	59	98	57
3390	576	246	42.71	12	11	13	16	12
3391	610	396	64.92	191	165	170	172	164
3392	1,501	697	46.44	37	28	27	58	29
3393	1,698	650	38.28	352	313	313	340	309
3394	1,777	1,061	59.71	39	30	30	53	30
3395	44	6	13.64	2	2	2	2	2
3396	1,497	820	54.78	393	361	367	382	362
3397	1,328	677	50.98	36	26	25	50	27
3398	235	95	40.43	36	35	32	41	35
3399	1,515	729	48.12	316	297	298	340	300
3400	472	128	27.12	19	18	16	25	19
3401	548	280	51.09	94	83	83	100	90
3402	528	212	40.15	48	45	44	59	45

DALLAS COUNTY GENERAL ELECTION
NOVEMBER 5, 1996

	JUSTICE, 5TH COURT OF APPEALS DISTRICT, PLACE 1	JUSTICE, 5TH COURT OF APPEALS DISTRICT, PLACE 2	JUSTICE, 5TH COURT OF APPEALS DISTRICT, PLACE 3	JUSTICE, 5TH CT OF APPEALS DIST, PL 4 - UNEX TERM	JUSTICE, 5TH CT OF APPEALS DIST, PL 5 - UNEX TERM
	R E P M A L O N E Y	R E P B R I D G E S	R E P W H I T I N G T O N	R E P W R I G H T	R E P H A N K I N S O N
reg	bls	%			
3403	17	16	94.12	7	5
3404	756	509	67.33	265	248
3405	1,206	459	38.06	114	95
3406	2,038	1,287	63.15	709	632
3407	802	578	72.07	320	279
3408	170	76	44.71	33	29
3409	3	2	66.67	1	1
3410	1,132	666	58.83	211	188
3411	110	71	64.55	23	20
3412	2,347	1,512	64.42	662	608
3413	423	254	60.05	90	79
3414	618	348	56.31	82	68
3415	139	78	56.12	25	28
3416	497	190	38.23	42	35
3417	3	3	100.00	1	1
3418	189	92	48.68	23	19
3419	317	208	65.62	131	116
3420	197	38	19.29	11	12
3421	314	179	57.01	34	30
3422	43	10	23.26	0	0
3423	1	1	100.00	0	0
3424	632	215	34.02	13	8
3425	1,044	562	53.83	226	209
3426	0	0	0.00	0	0
3427	146	41	28.08	1	1
3428	968	276	28.51	10	3
3429	778	267	34.32	14	12
3430	259	78	30.12	9	9
3431	488	152	31.15	16	14
3432	10	6	60.00	0	0

DALLAS COUNTY GENERAL ELECTION
NOVEMBER 5, 1996

		JUSTICE, 5TH COURT OF APPEALS DISTRICT, PLACE 1	JUSTICE, 5TH COURT OF APPEALS DISTRICT, PLACE 2	JUSTICE, 5TH COURT OF APPEALS DISTRICT, PLACE 3	JUSTICE, 5TH CT OF APPEALS DIST, PL 4 - UNEX TERM	JUSTICE, 5TH CT OF APPEALS DIST, PL 5 - UNEX TERM	
		R E P M A L O N E Y	R E P B R I D G E S	R E P W H I T I N G T O N	R E P W R I G H T	R E P H A N K I N S O N	
	re g s	%	%	%	%	%	
3433	3	2	66.67	0	0	1	0
3434	1,712	766	44.74	213	176	203	177
3435	1,529	635	41.53	22	11	11	9
3436	81	29	35.80	14	17	14	14
3437	714	427	59.80	24	17	33	18
3438	1,605	458	28.54	116	99	128	97
3439	109	57	52.29	23	20	24	21
3440	33	4	12.12	2	1	2	1
3441	164	75	45.73	15	12	16	11
3442	42	12	28.57	2	2	3	2
3443	1,557	826	53.05	424	385	410	384
3444	1,928	998	51.76	85	77	95	81
3445	1,515	844	55.71	77	67	94	69
3446	6	2	33.33	0	0	0	0
3447	520	265	50.96	136	120	132	123
3448	1,285	593	46.15	31	31	50	28
3449	245	90	36.73	19	18	21	17
3450	29	26	89.66	13	13	13	13
3451	418	258	61.72	178	156	161	160
3452	308	106	34.42	36	32	37	35
3453	1,489	814	54.67	297	271	300	278
3454	172	63	36.63	6	4	7	4
3455	412	154	37.38	13	10	11	9
3456	98	36	36.73	13	14	16	13
3457	222	93	41.89	42	42	37	37
3458	341	148	43.40	44	42	49	40
3459	288	111	38.54	4	4	6	3
3460	235	65	27.66	13	10	13	10
3461	183	13	7.10	8	5	4	5
3462	22	1	4.55	0	0	0	0

DALLAS COUNTY GENERAL ELECTION
NOVEMBER 5, 1996

		JUSTICE, 5TH COURT OF APPEALS DISTRICT, PLACE 1	JUSTICE, 5TH COURT OF APPEALS DISTRICT, PLACE 2	JUSTICE, 5TH COURT OF APPEALS DISTRICT, PLACE 3	JUSTICE, 5TH CT OF APPEALS DIST, PL 4 - UNEX TERM	JUSTICE, 5TH CT OF APPEALS DIST, PL 5 - UNEX TERM	
		R E P M A L O N E Y	R E P B R I D G E S	R E P W H I T I N G T O N	R E P W R I G H T	R E P H A N K I N S O N	
r e g	b l t s	%	%	%	%	%	%
3463	803	234	29.14	71	65	64	63
3464	729	199	27.30	14	12	12	10
3465	247	98	39.68	25	22	24	22
3466	703	282	40.11	172	164	163	163
3467	232	98	42.24	18	15	16	18
3468	823	253	30.74	50	42	38	40
3469	6	0	0.00	0	0	0	0
3470	9	5	55.56	4	4	4	4
3471	887	300	33.82	66	52	53	53
3472	792	416	52.53	91	73	77	73
3473	882	505	57.26	172	146	146	146
3474	270	100	37.04	15	15	13	13
3475	106	72	67.92	31	27	28	25
3476	1,028	459	44.65	57	46	46	46
3477	315	145	46.03	32	27	27	26
3478	1,781	996	55.92	274	240	252	244
3479	362	216	59.67	57	42	43	41
3480	3,248	1,446	44.52	227	188	186	203
3481	2,136	959	44.90	102	83	84	85
3482	2,476	1,653	66.76	241	220	209	213
3483	2,280	1,468	64.39	290	242	249	240
3484	2,389	1,319	55.21	173	144	145	145
3485	2,287	1,545	67.56	312	268	267	270
3486	2,383	976	40.96	482	470	473	465
3487	702	250	35.61	20	12	12	15
3488	1,860	816	43.87	46	30	30	32
3489	1,007	351	34.86	21	15	12	16
3490	410	134	32.68	8	7	11	9
3491	236	70	29.66	29	21	23	24
3492	281	144	51.25	8	6	6	6

DALLAS COUNTY GENERAL ELECTION
NOVEMBER 5, 1996

		JUSTICE, 5TH COURT OF APPEALS DISTRICT, PLACE 1	JUSTICE, 5TH COURT OF APPEALS DISTRICT, PLACE 2	JUSTICE, 5TH COURT OF APPEALS DISTRICT, PLACE 3	JUSTICE, 5TH CT OF APPEALS DIST, PL 4 - UNEX TERM	JUSTICE, 5TH CT OF APPEALS DIST, PL 5 - UNEX TERM	
	REGISTRATION	REYNOLDS	REYNOLDS	REYNOLDS	REYNOLDS	REYNOLDS	
		%	%	%	%	%	
3493	278	140	50.36	10	5	8	6
3494	0	1	0.00	0	0	1	0
3495	741	292	39.41	7	6	12	6
3496	13	0	0.00	0	0	0	0
3497	222	59	26.58	3	4	5	3
3498	248	139	56.05	45	42	42	40
3499	1,262	322	25.52	32	25	29	25
3500	224	26	11.61	8	6	7	6
3501	414	128	30.92	30	25	32	29
3502	97	4	4.12	1	1	2	1
3503	442	259	58.60	92	92	95	86
3504	134	68	50.75	25	23	29	23
3505	182	84	46.15	17	16	20	15
3506	478	223	46.65	62	52	68	49
3507	70	46	65.71	12	9	14	10
3508	230	108	46.96	9	6	7	6
3509	174	49	28.16	9	8	11	7
3510	57	23	40.35	10	8	8	7
3511	137	70	51.09	17	15	18	18
3512	0	0	0.00	0	0	0	0
3513	2	0	0.00	0	0	0	0
3514	390	179	45.90	61	51	57	50
3515	290	169	58.28	79	76	74	76
3516	659	228	34.60	52	36	44	35
3517	48	12	25.00	5	4	4	5
3518	224	44	19.64	10	10	12	10
3519	1	0	0.00	0	0	0	0
3520	269	168	62.45	38	40	43	38
3521	541	191	35.30	71	62	72	65
3522	314	127	40.45	39	39	46	39

DALLAS COUNTY GENERAL ELECTION
NOVEMBER 5, 1996

		JUSTICE, 5TH COURT OF APPEALS DISTRICT, PLACE 1	JUSTICE, 5TH COURT OF APPEALS DISTRICT, PLACE 2	JUSTICE, 5TH COURT OF APPEALS DISTRICT, PLACE 3	JUSTICE, 5TH CT OF APPEALS DIST, PL 4 - UNEX TERM	JUSTICE, 5TH CT OF APPEALS DIST, PL 5 - UNEX TERM		
		R E P M A L O N E Y	R E P B R I D G E S	R E P W H I T I N G T O N	R E P W R I G H T	R E P H A N K I N S O N		
	r e g i s t r a t i o n s	%	%	%	%	%		
3523	945	370	39.15	73	61	60	83	61
3524	236	31	13.14	7	6	6	6	7
3525	3	1	33.33	0	0	0	0	0
3526	853	351	41.15	84	71	73	80	75
3527	350	154	44.00	42	43	38	43	42
3528	147	52	35.37	22	21	20	23	20
3529	95	43	45.26	19	17	17	21	15
3530	500	211	42.20	67	63	66	74	60
3531	254	138	54.33	74	64	65	69	63
3532	285	125	43.86	13	14	13	16	15
3533	1,248	500	40.06	148	126	124	138	124
3534	449	189	42.09	6	2	2	9	4
3535	367	197	53.68	29	22	25	40	25
3536	0	0	0.00	0	0	0	0	0
3537	44	13	29.55	1	1	2	2	1
3538	32	10	31.25	4	4	4	5	4
3539	317	67	21.14	23	20	19	21	19
3540	203	103	50.74	14	9	10	16	9
3541	39	15	38.46	10	9	9	10	9
3542	954	353	37.00	11	9	9	13	10
3543	545	255	46.79	118	102	101	110	105
3544	837	511	61.05	279	244	254	268	250
3545	248	51	20.56	11	11	10	15	12
3546	442	168	38.01	66	60	62	65	60
3547	479	271	56.58	96	82	85	96	84
3548	1	0	0.00	0	0	0	0	0
3549	40	22	55.00	6	7	4	7	6
3550	10	10	100.00	4	3	3	4	3
3551	127	54	42.52	5	6	6	7	6
3552	0	0	0.00	0	0	0	0	0

DALLAS COUNTY GENERAL ELECTION
NOVEMBER 5, 1996

	JUSTICE, 5TH COURT OF APPEALS DISTRICT, PLACE 1			JUSTICE, 5TH COURT OF APPEALS DISTRICT, PLACE 2			JUSTICE, 5TH COURT OF APPEALS DISTRICT, PLACE 3			JUSTICE, 5TH CT OF APPEALS DIST, PL 4 - UNEX TERM			JUSTICE, 5TH CT OF APPEALS DIST, PL 5 - UNEX TERM		
	R E P M A L O N E Y			R E P B R I D G E S			R E P W H I T I N G T O N			R E P W R I G H T			R E P H A N K I N S O N		
	r	b	%	r	b	%	r	b	%	r	b	%	r	b	%
	e	l		e	l		e	l		e	l		e	l	
	g	t		g	t		g	t		g	t		g	t	
3553	59	25	42.37	2			2			3			2		
3554	2	0	0.00	0			0			0			0		
3555	0	0	0.00	0			0			0			0		
3556	148	62	41.89	19			17			15			18		17
3557	298	111	37.25	57			55			55			60		53
3558	1,563	731	46.77	362			318			321			340		310
3559	945	299	31.64	148			138			139			148		139
3560	170	73	42.94	29			25			24			28		24
3561	701	305	43.51	14			13			11			16		12
3562	585	184	31.45	75			70			67			78		65
3563	16	3	18.75	2			1			1			1		1
3564	185	65	35.14	19			17			20			19		17
3565	344	81	23.55	13			11			12			15		13
3566	155	75	48.39	34			33			35			37		34
3567	304	155	50.99	17			14			14			17		14
3568	212	80	37.74	30			29			28			32		29
3569	476	247	51.89	94			88			88			87		85
3570	0	0	0.00	0			0			0			0		0
3571	1,563	613	39.22	281			247			248			272		246
3572	886	244	27.54	16			14			13			19		12
3573	497	225	45.27	85			79			76			84		78
4401	2,551	1,359	53.27	731			703			725			736		683
4402	3,712	2,157	58.11	1,195			1,126			1,148			1,191		1,114
4403	2,775	1,457	52.50	748			708			708			746		685
4404	1,177	419	35.60	180			162			175			174		164
4405	792	505	63.76	110			100			90			114		94
4406	2,720	1,751	64.38	1,111			1,041			1,060			1,077		1,026
4407	2,844	1,198	42.12	586			542			537			601		537
4408	838	410	48.93	217			201			205			222		201
4409	1,500	601	40.07	216			194			194			212		191

DALLAS COUNTY GENERAL ELECTION
NOVEMBER 5, 1996

	JUSTICE, 5TH COURT OF APPEALS DISTRICT, PLACE 1	JUSTICE, 5TH COURT OF APPEALS DISTRICT, PLACE 2	JUSTICE, 5TH COURT OF APPEALS DISTRICT, PLACE 3	JUSTICE, 5TH CT OF APPEALS DIST, PL 4 - UNEX TERM	JUSTICE, 5TH CT OF APPEALS DIST, PL 5 - UNEX TERM
	REPLACES	REPLACES	REPLACES	REPLACES	REPLACES
	bl	bl	bl	bl	bl
	g	s	%	g	s
4410	1,226	515	42.01	189	174
4411	2,590	928	35.83	142	88
4412	1,065	372	34.93	115	100
4413	2,181	1,277	58.55	774	721
4414	1,748	955	54.63	509	481
4415	2,806	1,563	55.70	841	786
4416	1,105	397	35.93	74	62
4417	1,675	1,042	62.21	659	620
4418	1,336	933	69.84	440	401
4419	533	278	52.16	105	95
4420	644	433	67.24	217	198
4421	1,647	849	51.55	384	352
4422	1,061	393	37.04	70	59
4423	1,492	745	49.93	339	313
4424	1,988	923	46.43	392	363
4425	2,244	1,124	50.09	549	498
4426	1,296	568	43.83	178	151
4427	2,462	1,096	44.52	367	314
4428	1,146	309	26.96	120	110
4429	1,557	659	42.32	209	187
4430	1,066	596	55.91	241	220
4431	1,229	538	43.78	147	125
4432	2,489	1,007	40.46	282	241
4433	938	391	41.68	196	179
4434	1,844	877	47.56	320	274
4435	1,279	509	39.80	117	97
4436	547	257	46.98	139	127
4437	1,859	842	45.29	406	369
4438	1,280	587	45.86	255	229
4439	1,694	795	46.93	289	261

DALLAS COUNTY GENERAL ELECTION
NOVEMBER 5, 1996

	JUSTICE, 5TH COURT OF APPEALS DISTRICT, PLACE 1		JUSTICE, 5TH COURT OF APPEALS DISTRICT, PLACE 2		JUSTICE, 5TH COURT OF APPEALS DISTRICT, PLACE 3		JUSTICE, 5TH CT OF APPEALS DIST, PL 4 - UNEX TERM		JUSTICE, 5TH CT OF APPEALS DIST, PL 5 - UNEX TERM	
	R E P M A L O N E Y		R E P B R I D G E S		R E P W H I T I N G T O N		R E P W R I G H T		R E P H A N K I N S O N	
	r e g	b l t s	%							
4440	171	77	45.03	37	35	38	35	34		
4441	2,080	1,195	57.45	620	583	578	619	576		
4442	544	272	50.00	135	118	117	137	120		
4443	2,204	1,233	55.94	656	628	627	670	617		
4444	1,036	586	56.56	155	138	135	160	131		
4445	1,410	898	63.69	316	297	296	344	293		
4446	1,795	878	48.91	486	447	480	478	447		
4447	395	287	72.66	146	128	132	138	125		
4448	479	297	62.00	142	125	132	133	125		
4449	885	542	61.24	346	324	334	330	316		
4450	536	191	35.63	95	80	80	85	78		
4451	541	66	12.20	13	13	13	14	14		
4452	1,549	705	45.51	319	288	285	315	292		
4453	2,617	1,414	54.03	819	768	771	794	751		
4454	1,045	542	51.87	194	181	188	196	180		
4455	415	121	29.16	36	36	34	35	32		
4456	1,573	642	40.81	320	310	316	340	317		
4457	240	103	42.92	52	52	51	53	50		
4458	758	364	48.02	114	98	99	107	96		
4459	931	357	38.35	154	146	145	162	150		
4460	2,327	863	37.09	222	201	206	253	200		
4461	1,808	1,046	57.85	684	628	633	658	628		
4462	1,124	758	67.44	471	433	433	455	424		
4463	404	250	61.88	101	93	94	97	92		
4464	2,735	1,607	58.76	931	877	925	912	864		
4465	1,547	999	64.58	602	576	603	596	575		
4466	2,349	1,210	51.51	679	638	650	666	628		
4467	1,544	988	63.99	556	512	530	540	514		
4468	546	331	60.62	190	180	177	178	178		
4469	1,905	786	41.26	228	196	192	212	189		

DALLAS COUNTY GENERAL ELECTION
NOVEMBER 5, 1996

	JUSTICE, 5TH COURT OF APPEALS DISTRICT, PLACE 1			JUSTICE, 5TH COURT OF APPEALS DISTRICT, PLACE 2			JUSTICE, 5TH COURT OF APPEALS DISTRICT, PLACE 3			JUSTICE, 5TH CT OF APPEALS DIST, PL 4 - UNEX TERM			JUSTICE, 5TH CT OF APPEALS DIST, PL 5 - UNEX TERM			
	REPUBLICAN			REPUBLICAN			REPUBLICAN			REPUBLICAN			REPUBLICAN			
	%			%			%			%			%			
	b			b			b			b			b			
	l			l			l			l			l			
	t			t			t			t			t			
	s			s			s			s			s			
	g			g			g			g			g			
4470	979	492	50.26	148			123			122			148			115
4471	766	500	65.27	251			226			226			249			225
4472	1,947	923	47.41	474			435			437			474			415
4473	1,853	1,060	57.20	627			596			615			612			589
4474	2,206	1,244	56.39	660			623			639			664			625
4475	1,765	998	56.54	570			534			559			557			536
4476	2,580	1,669	64.69	1,090			1,036			1,052			1,059			1,027
4477	114	20	17.54	10			10			10			12			10
4478	2,378	1,420	59.71	668			608			620			676			603
4479	353	194	54.96	5			5			4			7			4
4480	1,728	919	53.18	523			499			495			527			495
4481	1,557	833	53.50	497			460			468			480			459
4482	434	169	38.94	82			79			81			84			77
4483	2,634	1,497	56.83	740			685			681			780			692
4484	2,261	1,185	52.41	635			583			578			628			583
4485	3,014	1,758	58.33	1,067			1,011			1,023			1,050			994
4486	1,957	1,168	59.68	654			616			613			655			605
4487	2,267	1,480	65.28	1,004			921			926			950			919
4488	993	547	55.09	293			268			268			299			268
4489	2,336	1,167	49.96	631			594			594			612			587
4490	1,160	769	66.29	436			416			416			430			410
4491	1,726	963	55.79	155			120			120			168			134
4492	3,216	1,883	58.55	1,074			982			976			1,062			983
4493	1,689	795	47.07	523			503			506			517			505
4494	1,737	906	52.16	254			241			240			279			235
4495	1,721	915	53.17	543			519			516			532			509
4496	1,262	450	35.66	192			175			173			182			170
4497	51	16	31.37	4			5			4			6			4
4498	0	1	0.00	0			0			0			0			0
4499	3,485	1,860	53.37	816			738			748			819			742

DALLAS COUNTY GENERAL ELECTION
NOVEMBER 5, 1996

	JUSTICE, 5TH COURT OF APPEALS DISTRICT, PLACE 1			JUSTICE, 5TH COURT OF APPEALS DISTRICT, PLACE 2			JUSTICE, 5TH COURT OF APPEALS DISTRICT, PLACE 3			JUSTICE, 5TH CT OF APPEALS DIST, PL 4 - UNEX TERM		JUSTICE, 5TH CT OF APPEALS DIST, PL 5 - UNEX TERM	
	R E P M A L O N E Y			R E P B R I D G E S			R E P W H I T I N G T O N			R E P W R I G H T		R E P H A N K I N S O N	
	r	b	%	r	b	%	r	b	%	r	b	r	b
	e	l		e	l		e	l		e	l	e	l
	g	t		g	s		g	s		g	s	g	s
4500	0	0	0.00	0	0	0.00	0	0	0.00	0	0	0	0
4501	2,210	979	44.30	594	544	544	549	576	548	549	576	548	548
4502	841	317	37.69	125	118	113	113	129	113	113	129	113	113
4503	913	327	35.82	76	68	70	70	73	65	65	73	65	65
4504	1,125	690	61.33	194	180	175	175	231	180	180	231	180	180
4505	1,674	974	58.18	657	624	623	623	634	613	613	634	613	613
4506	24	17	70.83	9	9	7	7	9	7	7	9	7	7
4507	1,530	837	54.71	500	473	491	491	492	474	474	492	474	474
4508	1,990	851	42.76	430	412	407	407	449	407	407	449	407	407
4509	2,653	1,324	49.91	513	467	464	464	539	464	464	539	464	464
4510	1,962	1,106	56.37	275	238	235	235	318	247	247	318	247	247
4511	764	254	33.25	74	69	65	65	74	69	69	74	69	69
4512	2,228	1,426	64.00	836	766	779	779	811	757	757	811	757	757
4513	1,265	710	56.13	362	338	335	335	359	331	331	359	331	331
4514	1,102	702	63.70	415	378	387	387	404	375	375	404	375	375
4515	1,060	395	37.26	234	208	204	204	221	206	206	221	206	206
4516	1,654	1,023	61.85	699	657	661	661	676	649	649	676	649	649
4517	2,546	1,581	62.10	957	888	876	876	950	891	891	950	891	891
4518	179	96	53.63	23	21	22	22	25	20	20	25	20	20
4519	1,610	940	58.39	514	474	481	481	526	480	480	526	480	480
4520	2,345	924	39.40	460	431	428	428	473	433	433	473	433	433
4521	786	297	37.79	153	153	159	153	164	153	153	164	153	153
4522	357	183	51.26	56	50	47	47	56	48	48	56	48	48
4523	0	0	0.00	0	0	0	0	0	0	0	0	0	0
4524	0	1	0.00	0	0	0	0	0	0	0	0	0	0
4525	304	108	35.53	47	48	47	47	49	46	46	49	46	46
4526	540	289	53.52	123	109	110	110	119	111	111	119	111	111
4527	116	73	62.93	44	43	44	44	44	42	42	44	42	42
4528	36	8	22.22	2	2	2	2	3	2	2	3	2	2
4529	240	47	19.58	28	25	24	24	25	25	25	25	25	25

** COMBINED OFFICIAL CANVASS **

DALLAS COUNTY GENERAL ELECTION
NOVEMBER 5, 1996

	REPRESENTATIVE MAYORAL DISTRICT, PLACE 1			REPRESENTATIVE DISTRICT, PLACE 2			REPRESENTATIVE DISTRICT, PLACE 3			REPRESENTATIVE DIST, PL 4 - UNEX TERM		REPRESENTATIVE DIST, PL 5 - UNEX TERM	
	REG	REGS	%	REG	REGS	%	REG	REGS	%	REG	REGS	REG	REGS
4530	75	37	49.33	20	17		17			18		16	
4531	0	0	0.00	0	0		0			0		0	
4532	0	0	0.00	0	0		0			0		0	
4533	96	51	53.13	20	19		22			18		19	
4534	912	593	65.02	359	336		347			345		329	
4535	0	1	0.00	1	1		1			1		1	
4536	53	17	32.08	11	9		9			9		9	
4537	240	153	63.75	66	59		61			72		58	
4538	1,794	1,060	59.09	697	652		683			683		655	
4539	385	194	50.39	105	96		101			104		101	
4540	208	134	64.42	84	80		86			83		79	
4541	0	1	0.00	0	0		0			0		0	
4542	1,635	1,001	61.22	521	490		480			521		485	
4543	463	212	45.79	118	112		111			116		107	
4544	0	1	0.00	0	0		0			0		0	
4545	424	111	26.18	43	40		38			43		42	
4546	397	147	37.03	45	41		41			47		43	
4547	1,863	746	40.04	438	420		418			447		422	
4548	378	141	37.30	51	49		52			56		48	
4549	2,173	1,239	57.02	795	742		753			777		743	
4550	318	107	33.65	46	40		40			46		39	
4551	333	91	27.33	33	29		29			36		28	
4552	291	141	48.45	70	63		68			71		68	
4553	217	83	38.25	40	37		38			41		40	
4554	60	37	61.67	18	16		16			19		18	
4555	251	111	44.22	49	46		44			52		44	
4556	0	0	0.00	0	0		0			0		0	
4557	287	91	31.71	48	44		44			46		46	
4558	1,974	1,016	51.47	567	531		544			580		539	
4559	50	20	40.00	5	3		5			4		3	

DALLAS COUNTY GENERAL ELECTION
NOVEMBER 5, 1996

		JUSTICE, 5TH COURT OF APPEALS DISTRICT, PLACE 1	JUSTICE, 5TH COURT OF APPEALS DISTRICT, PLACE 2	JUSTICE, 5TH COURT OF APPEALS DISTRICT, PLACE 3	JUSTICE, 5TH CT OF APPEALS DIST, PL 4 - UNEX TERM	JUSTICE, 5TH CT OF APPEALS DIST, PL 5 - UNEX TERM	
		R E P M A L O N E Y	R E P B R I D G E S	R E P W H I T I N G T O N	R E P W R I G H T	R E P H A N K I N S O N	
	r e g i s t r a t i o n s %						
4560	411	185	45.01	73	72	68	69
4561	214	151	70.56	102	99	103	96
4562	443	136	30.70	50	45	44	48
4563	1,696	602	35.50	248	236	237	240
4564	443	131	29.57	56	53	52	54
4565	214	77	35.98	41	41	41	39
4566	313	130	41.53	67	60	61	64
4567	573	279	48.69	153	140	144	145
4568	733	457	62.35	249	236	238	233
4569	0	0	0.00	0	0	0	0
4570	0	1	0.00	1	1	1	1
4571	733	326	44.47	138	130	131	128
4572	494	166	33.60	59	58	59	55
4573	0	0	0.00	0	0	0	0
4574	204	119	58.33	43	41	41	40
4575	1	1	100.00	1	1	1	1
4576	0	1	0.00	1	1	1	1
4577	351	58	16.52	6	2	2	8
4578	56	12	21.43	4	3	4	3
4579	262	113	43.13	39	34	35	37
4580	244	117	47.95	31	26	25	32
4581	476	141	29.62	33	32	29	39
4582	896	388	43.30	138	128	129	138
4583	0	1	0.00	0	0	0	0
4584	4	1	25.00	1	1	1	1
4585	553	364	65.82	226	208	210	216
4586	1,335	767	57.45	353	330	329	374
4587	1,324	578	43.66	227	198	198	227
4588	1,367	769	56.25	416	392	383	409
4589	50	9	18.00	2	2	0	1

DALLAS COUNTY GENERAL ELECTION
NOVEMBER 5, 1996

		JUSTICE, 5TH COURT OF APPEALS DISTRICT, PLACE 1	JUSTICE, 5TH COURT OF APPEALS DISTRICT, PLACE 2	JUSTICE, 5TH COURT OF APPEALS DISTRICT, PLACE 3	JUSTICE, 5TH CT OF APPEALS DIST, PL 4 - UNEX TERM	JUSTICE, 5TH CT OF APPEALS DIST, PL 5 - UNEX TERM		
		R E P M A L O N E Y	R E P B R I D G E S	R E P W H I T I N G T O N	R E P W R I G H T	R E P H A N K I N S O N		
	r e g i s t r a t i o n s %							
4590	342	147	42.98	54	49	48	54	46
4591	3	9	300.00	1	1	1	1	1
4592	320	162	50.63	22	20	20	26	22
4593	335	111	33.13	68	69	65	68	66
4594	392	194	49.49	51	42	48	51	41
4595	472	282	59.75	110	97	108	120	101
4596	1,373	776	56.52	170	154	156	216	153
4597	275	140	50.91	45	43	44	49	43
4598	464	222	47.84	81	72	77	82	71
4599	118	72	61.02	36	36	37	37	35
4600	374	160	42.78	61	47	44	53	48
4601	194	89	45.88	50	46	45	54	50
4602	308	116	37.66	47	48	50	53	50
4603	624	386	61.86	188	163	151	183	154
4604	5	3	60.00	2	2	2	2	2
4605	2,060	1,193	57.91	647	585	569	641	578
4606	1	2	200.00	1	1	1	1	1
4607	177	75	42.37	36	32	32	36	31
4608	0	0	0.00	0	0	0	0	0
4609	226	123	54.42	61	56	56	64	57
4610	436	139	31.88	39	29	30	40	31
4611	309	115	37.22	96	94	91	89	90
4612	40	6	15.00	5	5	5	6	5
4613	1,389	693	49.89	237	208	214	224	205
4614	268	139	51.87	83	76	78	82	75
4615	1,897	1,156	60.94	539	485	492	530	485
4616	523	179	34.23	66	62	63	66	63
4617	651	240	36.87	83	74	79	83	76
4618	920	505	54.89	227	211	210	220	207
4619	1,104	655	59.33	394	371	369	387	362

DALLAS COUNTY GENERAL ELECTION
NOVEMBER 5, 1996

	JUSTICE, 5TH COURT OF APPEALS DISTRICT, PLACE 1	JUSTICE, 5TH COURT OF APPEALS DISTRICT, PLACE 2	JUSTICE, 5TH COURT OF APPEALS DISTRICT, PLACE 3	JUSTICE, 5TH CT OF APPEALS DIST, PL 4 - UNEX TERM	JUSTICE, 5TH CT OF APPEALS DIST, PL 5 - UNEX TERM
	R E P M A L O N E Y	R E P B R I D G E S	R E P W H I T I N G T O N	R E P W R I G H T	R E P H A N K I N S O N
reg	bls	%			
4620	0	0	0.00	0	0
4621	473	174	36.79	23	17
4622	138	78	56.52	26	24
4623	156	70	44.87	22	20
4624	749	372	49.67	119	106
4625	1,097	681	62.08	354	335
4626	1,584	833	52.59	454	422
4627	626	326	52.08	152	141
4628	308	205	66.56	130	122
4629	815	462	56.69	271	248
4630	447	239	53.47	98	94
4631	394	149	37.82	95	85
4632	274	135	49.27	49	42
4633	0	1	0.00	0	0
4634	484	250	51.65	130	122
4635	820	437	53.29	270	250
4636	107	59	55.14	25	21
4637	0	0	0.00	0	0
4638	601	353	58.74	205	200
4639	3	0	0.00	0	0
4640	147	80	54.42	15	11
4641	722	251	34.76	140	134
4642	147	44	29.93	11	13
4643	270	127	47.04	33	30
4644	650	339	52.15	160	149
4645	45	24	53.33	6	7
4646	618	297	48.06	7	5
4647	208	92	44.23	42	35
4648	1,410	815	57.80	451	420
4649	1,515	473	31.22	197	189

** COMBINED OFFICIAL CANVASS **

DALLAS COUNTY GENERAL ELECTION
NOVEMBER 5, 1996

	JUSTICE, 5TH COURT OF APPEALS DISTRICT, PLACE 1		JUSTICE, 5TH COURT OF APPEALS DISTRICT, PLACE 2		JUSTICE, 5TH COURT OF APPEALS DISTRICT, PLACE 3		JUSTICE, 5TH CT OF APPEALS DIST, PL 4 - UNEX TERM		JUSTICE, 5TH CT OF APPEALS DIST, PL 5 - UNEX TERM	
	R E P M A L O N E Y		R E P B R I D G E S		R E P W H I T I N G T O N		R E P W R I G H T		R E P H A N K I N S O N	
	r e g	b l t s	%							
4650	1,567	725	46.27	331	324	331	335	313		
4651	1,661	1,008	60.69	277	230	233	303	241		
4652	234	141	60.26	88	86	85	92	82		
00LB	0	188	0.00	42	42	41	44	42		
Election Wide	1059853	562,439	53.07	286,915	263,546	265,264	280,487	262,271		
County wide	1059853	562,251	53.05	286,873	263,504	265,223	280,443	262,229		
Cong. Dist 3	213,310	116,057	54.41	68,920	63,504	63,690	67,037	63,081		
Cong. Dist 4	6,152	3,089	50.21	1,875	1,744	1,738	1,835	1,710		
Cong. Dist 5	174,673	92,930	53.20	49,345	44,551	44,918	47,370	44,327		
Cong. Dist 6	9,059	5,449	60.15	3,240	3,015	3,002	3,197	2,992		
Cong. Dist 24	132,229	67,836	51.30	32,500	29,898	29,994	32,150	29,645		
Cong. Dist 26	229,379	137,485	59.94	90,270	83,674	84,318	86,814	83,636		
Cong. Dist 30	295,051	139,405	47.25	40,723	37,118	37,563	42,040	36,838		
State Br ED Dist 11	41,847	24,158	57.73	14,320	13,363	13,391	14,062	13,273		
State Br Ed Dist 12	597,506	339,890	56.88	210,226	194,040	195,542	203,156	193,200		
State Br Ed Dist 13	420,500	198,203	47.14	62,327	56,101	56,290	63,225	55,756		
State Sen. Dist 2	98,063	43,989	44.86	16,843	15,158	15,151	16,692	15,063		
State Sen. Dist 8	204,811	123,593	60.34	80,115	74,091	75,042	76,793	73,938		
State Sen. Dist 9	153,842	81,823	53.19	48,756	45,900	46,107	48,172	45,655		
State Sen. Dist 16	340,109	187,573	55.15	109,870	100,425	100,944	106,140	99,797		
State Sen. Dist 23	263,028	125,273	47.63	31,289	27,930	27,979	32,646	27,776		
State Rep Dist 99	84,812	46,391	54.70	30,405	28,652	28,714	29,748	28,603		
State Rep Dist 100	58,454	27,126	46.41	8,575	7,631	7,651	8,446	7,592		
State Rep Dist 101	69,077	36,361	52.64	20,947	19,217	19,339	20,348	19,002		
State Rep Dist 102	71,724	41,931	58.46	26,429	24,391	24,558	25,442	24,369		
State Rep Dist 103	48,021	22,501	46.86	9,955	9,059	9,239	9,771	9,055		
State Rep Dist 104	36,857	14,772	40.08	4,398	3,846	3,837	4,262	3,785		
State Rep Dist 105	54,825	24,840	45.31	10,185	9,146	9,082	10,068	8,966		

DALLAS COUNTY GENERAL ELECTION
NOVEMBER 5, 1996

			JUSTICE, 5TH COURT OF APPEALS DISTRICT, PLACE 1	JUSTICE, 5TH COURT OF APPEALS DISTRICT, PLACE 2	JUSTICE, 5TH COURT OF APPEALS DISTRICT, PLACE 3	JUSTICE, 5TH CT OF APPEALS DIST, PL 4 - UNEX TERM	JUSTICE, 5TH CT OF APPEALS DIST, PL 5 - UNEX TERM	
			R E P M A L O N E Y	R E P B R I D G E S	R E P W H I T I N G T O N	R E P W R I G H T	R E P H A N K I N S O N	
State Rep Dist 106	65,446	34,122	52.14	18,175	16,988	17,059	18,130	16,833
State Rep Dist 107	61,053	29,956	49.07	13,681	12,305	12,412	13,312	12,346
State Rep Dist 108	86,314	55,201	63.95	37,067	33,773	34,150	35,052	33,786
State Rep Dist 109	65,536	31,645	48.29	8,560	7,737	7,748	8,852	7,668
State Rep Dist 110	68,953	36,481	52.91	10,139	9,269	9,278	10,801	9,209
State Rep Dist 111	67,865	34,665	51.08	10,794	9,748	9,814	11,023	9,707
State Rep Dist 112	69,721	40,498	58.09	25,141	23,258	23,385	24,362	23,150
State Rep Dist 113	74,239	39,614	53.36	23,632	21,747	21,697	22,977	21,535
State Rep Dist 114	76,956	46,147	59.97	28,790	26,737	27,260	27,849	26,623
County Comm Dist 1	310,470	184,126	59.31	117,642	108,959	109,789	113,266	108,843
County Comm Dist 2	274,007	147,792	53.94	85,628	78,183	78,527	82,740	77,540
County Comm Dist 3	228,587	103,885	45.45	21,910	19,259	19,244	23,024	19,195
County Comm Dist 4	246,789	126,448	51.24	61,693	57,103	57,663	61,413	56,651
JP/Con Pct 1 Pl 1	177,794	105,044	59.08	62,826	56,981	57,529	59,879	56,896
JP/Con Pct 2 Pl 1	142,900	75,605	52.91	45,705	43,225	43,729	45,239	43,054
JP/Con Pct 3 Pl 1	157,207	95,404	60.69	60,643	55,969	56,456	58,255	55,859
Con Pct 4	123,231	64,769	52.56	38,091	35,017	35,010	37,001	34,683
JP/Con Pct 5 Pl 1	174,511	91,405	52.38	50,355	46,464	46,614	49,431	45,973
JP/Con Pct 6 Pl 1	65,191	25,944	39.80	6,997	6,090	6,145	6,873	6,032
Con Pct 7	95,932	47,853	49.88	10,569	9,389	9,401	11,520	9,361
JP/Con Pct 8 Pl 1	123,087	56,227	45.68	11,687	10,369	10,339	12,245	10,371

DALLAS COUNTY GENERAL ELECTION
NOVEMBER 5, 1996

		DISTRICT JUDGE, 14TH JUDICIAL DISTRICT	DISTRICT JUDGE, 95TH JUDICIAL DISTRICT	DISTRICT JUDGE, 116TH JUDICIAL DIST - UNEXP TERM	DISTRICT JUDGE, 162ND JUDICIAL DISTRICT	DISTRICT JUDGE, 256TH JUDICIAL DIST - UNEXP TERM		
		R E P U B L I C A N S	R E P U B L I C A N S	R E P U B L I C A N S	R E P U B L I C A N S	R E P U B L I C A N S		
		%	%	%	%	%		
1101	2,865	1,876	65.48	1,290	1,303	1,265	1,273	1,285
1102	2,939	1,792	60.97	1,187	1,208	1,152	1,148	1,179
1103	2,623	1,788	68.17	1,249	1,233	1,222	1,224	1,222
1104	2,524	1,693	67.08	1,150	1,132	1,106	1,107	1,110
1105	2,244	1,408	62.75	876	885	850	851	861
1106	1,574	1,071	68.04	713	713	699	696	700
1107	2,773	2,068	74.58	1,473	1,466	1,438	1,438	1,444
1108	2,771	1,673	60.38	985	991	950	946	985
1109	231	93	40.26	49	49	47	48	51
1110	2,265	1,611	71.13	1,112	1,095	1,084	1,085	1,098
1111	2,225	1,523	68.45	972	974	953	951	958
1112	1,283	690	53.78	409	407	396	396	404
1113	905	398	43.98	186	192	181	179	191
1114	2,212	1,211	54.75	718	717	696	699	709
1115	635	410	64.57	246	239	233	232	233
1116	2,946	1,245	42.26	769	766	737	745	759
1117	1,215	752	61.89	494	487	475	475	483
1118	1,256	801	63.77	491	496	476	472	477
1119	2,459	1,471	59.82	838	846	810	808	827
1120	870	338	38.85	108	106	104	102	104
1121	682	397	58.21	211	207	203	200	209
1122	2,456	1,606	65.39	1,128	1,133	1,093	1,094	1,110
1123	2,764	1,772	64.11	1,195	1,193	1,154	1,164	1,176
1124	1,508	965	63.99	605	596	581	581	587
1125	306	97	31.70	47	45	43	46	47
1126	1,674	999	59.68	504	503	482	484	503
1127	1,390	969	69.71	560	562	530	534	548
1128	1,013	746	73.64	457	457	439	445	445
1129	2,454	1,748	71.23	1,194	1,181	1,149	1,155	1,154
1130	2,489	1,867	75.01	1,281	1,252	1,237	1,231	1,235
1131	1,999	1,539	76.99	1,089	1,076	1,046	1,052	1,055
1132	1,524	959	62.93	581	582	567	559	572

DALLAS COUNTY GENERAL ELECTION
NOVEMBER 5, 1996

	DISTRICT JUDGE, 14TH JUDICIAL DISTRICT			DISTRICT JUDGE, 95TH JUDICIAL DISTRICT			DISTRICT JUDGE, 116TH JUDICIAL DIST - UNEXP TERM			DISTRICT JUDGE, 162ND JUDICIAL DISTRICT			DISTRICT JUDGE, 256TH JUDICIAL DIST - UNEXP TERM		
	R E P U B L I C A N S			R E P U B L I C A N S			R E P U B L I C A N S			R E P U B L I C A N S			R E P U B L I C A N S		
	reg	total	%	reg	total	%	reg	total	%	reg	total	%	reg	total	%
1133	1,458	1,095	75.10	783			766			753			748		750
1134	1,466	1,075	73.33	685			666			651			651		651
1135	1,073	822	76.61	473			471			460			459		461
1136	1,471	955	64.92	607			614			588			589		595
1137	1,717	1,144	66.63	649			648			631			632		638
1138	2,372	1,690	71.25	1,028			1,029			991			993		1,004
1139	1,217	422	34.68	124			122			113			111		120
1140	1,936	1,405	72.57	891			891			860			863		869
1141	1,211	744	61.44	364			369			345			343		355
1142	1,801	1,227	68.13	718			714			678			681		695
1143	1,489	1,052	70.65	688			696			668			669		669
1144	1,196	863	72.16	582			581			558			557		561
1145	521	381	73.13	309			307			304			306		302
1146	1,438	1,074	74.69	688			677			665			666		666
1147	1,842	1,214	65.91	800			790			767			771		773
1148	2,437	1,521	62.41	791			803			762			764		773
1149	2,745	1,605	58.47	849			841			811			815		834
1150	2,706	1,533	56.65	745			728			717			705		713
1151	705	529	75.04	321			318			311			309		305
1152	569	165	29.00	29			25			23			24		28
1153	1,965	999	50.84	375			381			360			357		374
1154	1,488	1,034	69.49	552			553			528			533		535
1155	1,912	1,173	61.35	74			80			62			61		82
1156	984	597	60.67	222			217			202			202		217
1157	2,046	1,494	73.02	981			957			944			938		940
1158	174	71	40.80	35			33			33			33		33
1159	1,226	751	61.26	413			414			399			403		405
1160	653	450	68.91	339			334			333			331		325
1161	2,241	1,459	65.10	1,025			1,006			986			992		1,004
1162	1,586	1,270	80.08	1,038			1,016			1,000			1,005		999
1163	3,091	2,312	74.80	1,756			1,719			1,695			1,706		1,693
1164	2,580	1,909	73.99	1,498			1,447			1,440			1,454		1,428

DALLAS COUNTY GENERAL ELECTION
NOVEMBER 5, 1996

	DISTRIC JUDGE, 14TH JUDICIAL DISTRICT			DISTRIC JUDGE, 95TH JUDICIAL DISTRICT			DISTRIC JUDGE, 116TH JUDICIAL DIST - UNEXP TERM			DISTRIC JUDGE, 162ND JUDICIAL DISTRICT			DISTRIC JUDGE, 256TH JUDICIAL DIST - UNEXP TERM		
	R E P U B L I C A N S			R E P U B L I C A N S			R E P U B L I C A N S			R E P U B L I C A N S			R E P U B L I C A N S		
	g	s	%	L	Y	R	R	E	A	E	N	E	N	E	N
1165	1,309	1,018	77.77	814		789		778		783		778			
1166	1,213	872	71.89	551		538		532		525		536			
1167	2,731	1,599	58.55	1,015		1,015		979		980		1,000			
1168	855	591	69.12	387		394		373		378		380			
1169	294	7	2.38	4		4		4		4		4			
1170	1,013	704	69.50	474		475		462		469		468			
1171	3,004	2,032	67.64	1,526		1,504		1,478		1,490		1,477			
1172	2,703	1,756	64.96	1,295		1,263		1,238		1,248		1,243			
1173	2,453	1,169	47.66	781		787		758		749		772			
1174	1,704	891	52.29	594		580		559		569		561			
1175	2,767	1,551	56.05	1,030		1,021		1,001		996		1,007			
1176	2,291	1,689	73.72	1,163		1,163		1,142		1,142		1,138			
1177	3,095	1,584	51.18	932		917		885		887		896			
1178	1,751	805	45.97	422		421		405		404		421			
1179	443	215	48.53	100		102		100		100		99			
1180	2,803	1,441	51.41	870		851		828		835		844			
1181	1,548	98	6.33	59		61		58		58		60			
1182	1,399	591	42.24	340		339		327		324		332			
1183	1,882	1,201	63.82	810		807		794		792		798			
1184	1,874	964	51.44	613		619		593		592		610			
1185	1,948	1,226	62.94	807		805		786		788		799			
1186	2,208	1,409	63.81	890		893		870		868		872			
1187	1,188	883	74.33	670		663		655		652		647			
1188	1,935	1,211	62.58	743		756		728		727		742			
1189	1,206	766	63.52	468		459		451		455		458			
1190	1,087	380	34.96	198		197		193		197		199			
1191	2,322	1,282	55.21	517		504		475		488		492			
1192	11	2	18.18	0		0		0		0		0			
1193	0	0	0.00	0		0		0		0		0			
1194	1,260	572	45.40	314		321		305		309		315			
1195	0	1	0.00	1		1		1		1		1			
1196	1,850	1,350	72.97	1,020		1,004		984		986		985			

DALLAS COUNTY GENERAL ELECTION
NOVEMBER 5, 1996

	DISTRICT JUDGE, 14TH JUDICIAL DISTRICT			DISTRICT JUDGE, 95TH JUDICIAL DISTRICT			DISTRICT JUDGE, 116TH JUDICIAL DIST - UNEXP TERM			DISTRICT JUDGE, 162ND JUDICIAL DISTRICT			DISTRICT JUDGE, 256TH JUDICIAL DIST - UNEXP TERM		
	R E P U B L I C A N S			R E P U B L I C A N S			R E P U B L I C A N S			R E P U B L I C A N S			R E P U B L I C A N S		
	Reg	bls	%	Reg	bls	%	Reg	bls	%	Reg	bls	%	Reg	bls	%
1197	1,108	876	79.06	655			650			635			643		634
1198	1,847	1,337	72.39	1,029			1,013			998			1,010		1,001
1199	2,373	1,378	58.07	844			839			813			811		827
1200	3,479	1,945	55.91	1,126			1,132			1,094			1,088		1,115
1201	1,739	1,108	63.71	718			721			701			694		709
1202	2,591	1,593	61.48	1,041			1,032			1,010			1,007		1,016
1203	1,370	969	70.73	776			763			761			757		755
1204	1,907	1,221	64.03	856			856			837			835		840
1205	1,831	1,318	71.98	954			948			934			938		939
1206	1,789	1,143	63.89	766			776			754			752		767
1207	1,251	843	67.39	590			589			569			571		574
1208	2,004	1,369	68.31	926			928			900			900		915
1209	2,080	1,306	62.79	774			778			748			747		760
1210	3,170	1,985	62.62	1,347			1,361			1,317			1,311		1,344
1211	2,910	1,331	45.74	815			811			775			776		800
1212	1,241	803	64.71	631			628			622			618		623
1213	1,005	401	39.90	114			121			109			110		112
1214	2,793	1,536	54.99	1,019			1,004			995			991		1,000
1215	210	90	42.86	53			53			52			53		55
1216	626	421	67.25	221			216			211			211		210
1217	347	195	56.20	114			112			107			108		110
1218	859	502	58.44	286			289			274			277		285
1219	1,505	1,146	76.15	754			732			718			717		722
1220	1,680	1,008	60.00	642			642			624			624		631
1221	1,821	806	44.26	455			455			435			439		448
1222	2,588	1,618	62.52	1,094			1,093			1,063			1,063		1,076
1223	2,533	1,622	64.03	1,077			1,077			1,049			1,043		1,056
1224	2,434	1,553	63.80	1,089			1,085			1,056			1,053		1,073
1225	2,648	1,434	54.15	899			907			880			878		898
1226	1,986	980	49.35	637			643			622			620		640
1227	2,304	1,640	71.18	1,118			1,107			1,081			1,085		1,094
1228	2,488	1,492	59.97	1,000			990			960			956		972

DALLAS COUNTY GENERAL ELECTION
NOVEMBER 5, 1996

	DISTRIC JUDGE, 14TH JUDICIAL DISTRIC			DISTRIC JUDGE, 95TH JUDICIAL DISTRIC			DISTRIC JUDGE, 116TH JUDICIAL DIST - UNEXP TERM			DISTRIC JUDGE, 162ND JUDICIAL DISTRIC			DISTRIC JUDGE, 256TH JUDICIAL DIST - UNEXP TERM		
	R E P M A R S H A L L			R E P M O N T G O M E R Y			R E P R I C H T E R			R E P R H E A			R E P G R E N		
	g	s	%	L	L	L	L	L	L	L	L	L	L	L	L
1229	886	439	49.55	283			276			271			272		271
1230	1,601	977	61.02	636			635			612			616		625
1231	2,709	1,350	49.83	888			876			855			846		873
1232	3,239	1,387	42.82	814			823			787			787		797
1233	718	201	27.99	75			78			69			69		77
1234	2	2	100.00	1			1			1			1		1
1235	2,558	1,609	62.90	1,135			1,152			1,112			1,118		1,135
1236	1,091	640	58.66	460			453			441			442		444
1237	2,755	1,329	48.24	925			926			899			899		914
1238	3,824	2,072	54.18	1,303			1,316			1,262			1,263		1,306
1239	14	1	7.14	1			1			1			1		1
1240	49	38	77.55	19			20			19			20		20
1241	8	36	450.00	1			1			1			1		2
1242	708	367	51.84	229			223			216			215		222
1243	463	252	54.43	138			139			132			133		133
1244	348	200	57.47	104			102			98			100		100
1245	78	44	56.41	25			23			23			23		23
1246	0	0	0.00	0			0			0			0		0
1247	147	66	44.90	34			38			34			34		37
1248	3	1	33.33	1			1			1			1		1
1249	155	113	72.90	90			90			90			90		90
1250	21	14	66.67	8			8			8			8		8
1251	252	71	28.17	14			15			14			12		16
1252	573	241	42.06	124			125			118			118		123
1253	85	47	55.29	23			23			22			21		23
1254	366	211	57.65	115			117			115			114		116
1255	207	64	30.92	26			25			24			25		25
1256	34	21	61.76	2			2			3			2		3
1257	61	40	65.57	25			23			24			22		23
1258	929	568	61.14	375			375			366			366		369
1259	112	80	71.43	50			49			49			49		48
1260	559	310	55.46	194			190			184			184		189

DALLAS COUNTY GENERAL ELECTION
NOVEMBER 5, 1996

		DISTRIC T JUDGE, 14TH JUDICIAL DISTRIC T			DISTRIC T JUDGE, 95TH JUDICIAL DISTRIC T			DISTRIC T JUDGE, 116TH JUDICIAL DIST - UNEXP TERM			DISTRIC T JUDGE, 162ND JUDICIAL DISTRIC T			DISTRIC T JUDGE, 256TH JUDICIAL DIST - UNEXP TERM		
		R E P M A R S H A L L			R E P M O N T G O M E R Y			R E P R I C H T E R			R E P R H E A N			R E P G R E N		
		b l o c a l r e g i s t r y			b l o c a l r e g i s t r y			b l o c a l r e g i s t r y			b l o c a l r e g i s t r y			b l o c a l r e g i s t r y		
		%			%			%			%			%		
1261	147	48	32.65	21		23		22		21		22				
1262	200	45	22.50	19		21		20		19		20				
1263	0	0	0.00	0		0		0		0		0				
1264	550	260	47.27	91		97		88		89		94				
1265	7	4	57.14	2		2		2		2		2				
1266	0	1	0.00	1		1		1		1		1				
1267	190	85	44.74	35		35		35		35		34				
1268	2,441	1,536	62.93	1,106		1,108		1,080		1,077		1,082				
1269	87	37	42.53	19		18		18		18		18				
1270	974	365	37.47	155		149		136		137		150				
1271	3	1	33.33	0		0		0		0		0				
1272	385	169	43.90	71		76		69		68		71				
1273	8	2	25.00	0		1		0		0		0				
1274	1,262	685	54.28	399		402		383		381		396				
1275	6	1	16.67	1		1		1		1		1				
1276	337	237	70.33	173		171		170		171		170				
1277	1,098	490	44.63	217		230		213		211		223				
1278	0	0	0.00	0		0		0		0		0				
1279	155	95	61.29	28		33		29		27		30				
1280	1,574	1,084	68.87	719		719		702		697		705				
1281	1,067	613	57.45	368		370		358		358		363				
1282	1,004	590	58.76	339		335		324		325		333				
1283	251	91	36.25	27		28		25		23		28				
1284	80	34	42.50	14		14		16		15		16				
1285	429	213	49.65	115		115		110		112		115				
1286	996	270	27.11	190		185		184		186		179				
1287	1,477	1,092	73.93	765		754		741		741		739				
1288	280	209	74.64	159		156		151		152		153				
1289	3	2	66.67	2		2		2		1		2				
1290	378	279	73.81	213		210		210		208		205				
1291	0	0	0.00	0		0		0		0		0				
1292	1,806	641	35.49	205		218		186		186		213				

DALLAS COUNTY GENERAL ELECTION
NOVEMBER 5, 1996

		DISTRIC JUDGE, 14TH JUDICIAL DISTRIC			DISTRIC JUDGE, 95TH JUDICIAL DISTRIC			DISTRIC JUDGE, 116TH JUDICIAL DIST - UNEXP TERM			DISTRIC JUDGE, 162ND JUDICIAL DISTRIC			DISTRIC JUDGE, 256TH JUDICIAL DIST - UNEXP TERM		
		R E P M A R S H A L L			R E P M O N T G O M E R Y			R E P R I C H T E R			R E P R H E A A			R E P G R E N		
		b l t s			b l t s			b l t s			b l t s			b l t s		
		%			%			%			%			%		
1293	222	98	44.14	54	54	54	54	54	54	54	54	54	54			
1294	0	49	0.00	23	24	24	23	23	23	23	25	25	25			
1295	1,251	446	35.65	170	167	157	154	154	154	170	170	170	170			
1296	1,043	253	24.26	100	100	92	95	95	95	101	101	101	101			
1297	545	213	39.08	94	91	86	87	87	87	92	92	92	92			
1298	1,431	581	40.60	248	248	231	228	228	228	247	247	247	247			
1299	600	296	49.33	125	124	119	120	120	120	127	127	127	127			
1300	11	5	45.45	3	3	3	3	3	3	3	3	3	3			
1301	234	114	48.72	51	58	51	50	50	50	54	54	54	54			
1302	1,506	263	17.46	167	163	158	156	156	156	159	159	159	159			
1303	1,389	693	49.89	415	410	395	397	397	397	400	400	400	400			
1304	184	507	275.54	253	260	247	240	240	240	252	252	252	252			
1305	807	342	42.38	153	158	149	147	147	147	159	159	159	159			
1306	644	403	62.58	272	270	266	269	269	269	269	269	269	269			
1307	21	17	80.95	9	10	9	10	10	10	9	9	9	9			
1308	844	632	74.88	438	423	423	420	420	420	422	422	422	422			
1309	677	250	36.93	97	107	93	92	92	92	100	100	100	100			
1310	63	51	80.95	37	36	35	36	36	36	35	35	35	35			
1311	145	13	8.97	3	2	3	3	3	3	2	2	2	2			
1312	850	633	74.47	477	467	464	466	466	466	465	465	465	465			
1313	4	1	25.00	1	1	1	1	1	1	1	1	1	1			
1314	33	14	42.42	6	7	7	6	6	6	6	6	6	6			
1315	62	37	59.68	26	24	24	25	25	25	25	25	25	25			
1316	995	652	65.53	404	403	391	390	390	390	400	400	400	400			
1317	951	636	66.88	283	286	271	271	271	271	287	287	287	287			
1318	372	271	72.85	168	172	165	166	166	166	167	167	167	167			
1319	2	1	50.00	1	1	1	1	1	1	1	1	1	1			
1320	491	324	65.99	206	201	200	200	200	200	204	204	204	204			
1321	0	0	0.00	0	0	0	0	0	0	0	0	0	0			
1322	1,684	628	37.29	333	337	318	315	315	315	332	332	332	332			
1323	155	106	68.39	81	79	79	79	79	79	78	78	78	78			
1324	685	303	44.23	148	151	147	149	149	149	148	148	148	148			

DALLAS COUNTY GENERAL ELECTION
NOVEMBER 5, 1996

	DISTRICT JUDGE, 14TH JUDICIAL DISTRICT			DISTRICT JUDGE, 95TH JUDICIAL DISTRICT			DISTRICT JUDGE, 116TH JUDICIAL DIST - UNEXP TERM			DISTRICT JUDGE, 162ND JUDICIAL DISTRICT			DISTRICT JUDGE, 256TH JUDICIAL DIST - UNEXP TERM		
	R E P M A R S H A L L			R E P M O N T G O M E R Y			R E P R I C H T E R			R E P R H E A A			R E P G R E N		
	g	s	%	L	L	L	Y	R	R	R	A	A	N	N	
1325	222	86	38.74	51			49		49		49		48		
1326	507	292	57.59	184			182		176		176		180		
1327	5	2	40.00	0			0		0		0		0		
1328	585	352	60.17	168			168		159		164		165		
1329	2,626	1,582	60.24	1,065			1,041		1,019		1,020		1,032		
1330	129	93	72.09	57			55		53		52		55		
1331	1,670	1,016	60.84	618			606		586		589		597		
1332	95	19	20.00	7			6		6		6		6		
1333	13	4	30.77	1			1		1		1		1		
1334	93	29	31.18	16			16		15		15		15		
1335	730	99	13.56	50			52		48		48		50		
1336	407	207	50.86	71			70		66		67		69		
1337	139	62	44.60	23			24		22		23		23		
1338	431	218	50.58	81			82		74		74		76		
1339	304	162	53.29	73			70		67		68		68		
1340	473	349	73.78	236			235		232		230		226		
1341	848	533	62.85	306			303		294		296		298		
1342	191	127	66.49	81			82		80		81		80		
1343	815	553	67.85	377			368		363		361		367		
1344	347	240	69.16	148			145		143		144		143		
1345	1,098	631	57.47	361			366		350		351		357		
1346	270	155	57.41	73			68		67		69		70		
1347	551	400	72.60	294			294		284		286		284		
1348	291	94	32.30	30			32		29		30		33		
1349	93	53	56.99	19			21		19		19		19		
1350	468	279	59.62	180			184		175		174		179		
1351	28	23	82.14	17			17		17		17		17		
1352	136	78	57.35	37			35		36		37		38		
1353	188	95	50.53	32			33		32		29		31		
1354	194	90	46.39	31			34		30		30		33		
1355	557	248	44.52	80			79		73		74		77		
1356	440	221	50.23	123			119		114		115		116		

DALLAS COUNTY GENERAL ELECTION
NOVEMBER 5, 1996

	DISTRIC JUDGE, 14TH JUDICIAL DISTRIC			DISTRIC JUDGE, 95TH JUDICIAL DISTRIC			DISTRIC JUDGE, 116TH JUDICIAL DIST - UNEXP TERM			DISTRIC JUDGE, 162ND JUDICIAL DISTRIC			DISTRIC JUDGE, 256TH JUDICIAL DIST - UNEXP TERM		
	R E P M A R S H A L L			R E P M O N T G O M E R Y			R E P R I C H T E R			R E P R H E A			R E P G R E N		
	g	s	%	L	L	L	L	L	L	L	L	L	L	L	L
1357	234	88	37.61	47			47			46			46		47
1358	439	182	41.46	103			105			100			100		105
1359	395	142	35.95	62			67			61			61		64
1360	464	234	50.43	127			134			125			126		131
1361	1,133	550	48.54	179			178			174			169		181
1362	1,059	364	34.37	186			187			177			177		180
1363	12	8	66.67	5			6			5			5		6
1364	1,441	909	63.08	477			477			458			460		470
1365	4	3	75.00	3			3			3			2		3
1366	369	149	40.38	96			93			90			91		94
1367	700	271	38.71	180			177			173			174		174
1368	0	0	0.00	0			0			0			0		0
1369	1,483	753	50.78	351			347			331			337		339
1370	1,113	736	66.13	531			530			519			516		529
1371	2,392	1,118	46.74	730			744			717			714		735
1372	1,583	985	62.22	643			637			617			616		624
2201	1,275	738	57.88	465			459			449			449		449
2202	1,238	732	59.13	486			478			462			456		473
2203	3,071	1,726	56.20	1,136			1,115			1,073			1,074		1,096
2204	86	44	51.16	22			23			20			22		24
2205	1,399	794	56.75	475			475			453			455		463
2206	582	151	25.95	47			48			42			42		43
2207	2,374	752	31.68	418			409			401			402		408
2208	1,971	1,028	52.16	523			520			484			482		503
2209	2,936	1,822	62.06	1,220			1,195			1,177			1,172		1,176
2210	853	643	75.38	448			448			436			433		439
2211	981	611	62.28	331			327			315			318		320
2212	1,859	1,117	60.09	628			627			600			599		614
2213	2,012	670	33.30	300			288			277			276		283
2214	1,594	884	55.46	475			464			444			447		459
2215	1,182	607	51.35	55			54			48			47		56
2216	2,969	1,389	46.78	700			713			673			669		691

DALLAS COUNTY GENERAL ELECTION
NOVEMBER 5, 1996

	DISTRICT JUDGE, 14TH JUDICIAL DISTRICT	DISTRICT JUDGE, 95TH JUDICIAL DISTRICT	DISTRICT JUDGE, 116TH JUDICIAL DIST - UNEXP TERM	DISTRICT JUDGE, 162ND JUDICIAL DISTRICT	DISTRICT JUDGE, 256TH JUDICIAL DIST - UNEXP TERM			
	R E P M A R S H A L L	R E P M O N T G O M E R Y	R E P R I C H T E R	R E P R H E A	R E P G R E N			
	g	%	L	Y	R			
2217	2,318	1,677	72.35	1,183	1,168	1,142	1,153	1,147
2218	1,809	1,252	69.21	808	784	772	778	775
2219	1,575	1,041	66.10	627	620	605	599	610
2220	3,011	1,575	52.31	836	831	792	799	827
2221	2,366	1,230	51.99	745	734	708	710	718
2222	2,278	1,501	65.89	1,044	1,019	1,003	1,002	1,021
2223	2,432	1,636	67.27	906	905	870	875	891
2224	2,486	1,786	71.84	1,150	1,133	1,109	1,106	1,106
2225	1,364	752	55.13	368	376	357	355	365
2226	1,468	687	46.80	294	303	285	281	291
2227	1,022	689	67.42	388	373	360	361	365
2228	2,392	1,436	60.03	860	855	820	816	833
2229	966	672	69.57	400	398	383	384	390
2230	1,340	655	48.88	302	312	289	292	300
2231	775	507	65.42	275	267	261	256	264
2232	2,188	1,195	54.62	590	573	541	544	563
2233	1,100	651	59.18	357	352	344	342	348
2234	2,938	1,569	53.40	846	830	791	795	812
2235	2,929	1,435	48.99	819	815	783	782	804
2236	2,763	1,201	43.47	665	680	632	635	660
2237	1,412	886	62.75	652	640	635	636	639
2238	1,573	785	49.90	403	408	387	381	406
2239	2,254	841	37.31	379	388	355	357	382
2240	847	479	56.55	235	234	218	218	231
2241	1,127	686	60.87	432	429	416	419	427
2242	1,803	1,278	70.88	777	751	744	756	742
2243	2,631	1,870	71.08	1,130	1,093	1,078	1,084	1,077
2244	321	221	68.85	116	117	111	110	113
2245	1,489	677	45.47	367	374	343	341	368
2246	1,832	942	51.42	459	461	437	432	439
2247	1,365	839	61.47	532	515	501	504	508
2248	1,692	666	39.36	331	313	304	304	318

DALLAS COUNTY GENERAL ELECTION
NOVEMBER 5, 1996

	DISTRICT JUDGE, 14TH JUDICIAL DISTRICT			DISTRICT JUDGE, 95TH JUDICIAL DISTRICT			DISTRICT JUDGE, 116TH JUDICIAL DIST - UNEXP TERM			DISTRICT JUDGE, 162ND JUDICIAL DISTRICT			DISTRICT JUDGE, 256TH JUDICIAL DIST - UNEXP TERM		
	R E P U B L I C A N S			R E P U B L I C A N S			R E P U B L I C A N S			R E P U B L I C A N S			R E P U B L I C A N S		
	g	s	%	L	Y	R	R	E	A	E	N	E	N	E	N
2249	976	614	62.91	413		405		397		399		398			
2250	2,462	1,343	54.55	751		756		715		707		723			
2251	296	192	64.86	100		95		95		93		93			
2252	175	132	75.43	78		77		76		76		78			
2253	999	616	61.66	333		327		313		314		321			
2254	1,156	721	62.37	393		390		374		369		382			
2255	2,399	1,251	52.15	732		723		714		717		731			
2256	58	28	48.28	8		9		7		7		7			
2257	859	490	57.04	283		285		274		274		283			
2258	1,487	768	51.65	433		427		415		414		412			
2259	2,536	1,482	58.44	873		865		841		835		849			
2260	2,721	1,595	58.62	957		963		909		914		933			
2261	2,061	1,036	50.27	544		543		513		510		524			
2262	983	716	72.84	499		498		493		496		497			
2263	1,651	958	58.03	498		502		477		478		489			
2264	1,621	561	34.61	233		248		229		228		239			
2265	1,253	762	60.81	490		483		469		468		474			
2266	1,316	1,018	77.36	686		671		660		660		663			
2267	1,217	594	48.81	328		321		305		303		312			
2268	1,766	999	56.57	548		529		505		500		508			
2269	2,926	1,433	48.97	772		778		740		742		761			
2270	3,036	1,254	41.30	685		689		661		661		685			
2271	1,258	924	73.45	621		617		607		605		613			
2272	2,166	1,058	48.85	523		518		496		497		507			
2273	2,059	1,371	66.59	755		728		713		706		717			
2274	2,981	1,646	55.22	950		944		910		912		949			
2275	2,807	1,427	50.84	747		770		714		723		745			
2276	1,208	818	67.72	508		500		487		493		487			
2277	2,677	1,861	69.52	1,104		1,078		1,048		1,057		1,057			
2278	1,397	740	52.97	382		375		361		361		368			
2279	3,408	1,893	55.55	1,108		1,095		1,051		1,042		1,064			
2280	3,804	1,955	51.39	1,058		1,062		992		994		1,028			

DALLAS COUNTY GENERAL ELECTION
NOVEMBER 5, 1996

	DISTRIC JUDGE, 14TH JUDICIAL DISTRICT			DISTRIC JUDGE, 95TH JUDICIAL DISTRICT			DISTRIC JUDGE, 116TH JUDICIAL DIST - UNEXP TERM			DISTRIC JUDGE, 162ND JUDICIAL DISTRICT			DISTRIC JUDGE, 256TH JUDICIAL DIST - UNEXP TERM		
	R E P M A R S H A L L			R E P M O N T G O M E R Y			R E P R I C H T E R			R E P R H E A			R E P G R E N		
reg	bl	%	L	L	L	Y	R	R	R	A	A	N	N	N	
2281	1,170	530	45.30	278		279		267		270		277			
2282	1,891	904	47.81	487		486		457		459		475			
2283	2,889	1,736	60.09	1,058		1,067		1,023		1,014		1,048			
2284	2,692	1,546	57.43	937		923		896		899		909			
2285	1,994	1,090	54.66	604		606		569		576		597			
2286	3,687	1,963	53.24	1,206		1,227		1,146		1,153		1,177			
2287	2,614	1,218	46.60	645		648		613		604		629			
2288	2,273	1,274	56.05	754		757		728		723		744			
2289	344	168	48.84	93		91		88		87		88			
2290	219	67	30.59	8		12		8		8		8			
2291	226	92	40.71	50		50		47		48		48			
2292	181	60	33.15	24		24		23		23		24			
2293	414	165	39.86	83		82		74		76		80			
2294	1,736	848	48.85	499		500		482		478		490			
2295	1,327	558	42.05	218		216		208		207		211			
2296	707	469	66.34	286		286		271		268		274			
2297	2,423	1,581	65.25	1,021		1,009		975		977		990			
2298	2,308	1,240	53.73	712		708		670		672		686			
2299	2,706	1,597	59.02	995		1,007		961		960		984			
2300	470	290	61.70	130		130		124		120		128			
2301	2,421	1,545	63.82	977		978		941		941		959			
2302	2,197	1,148	52.25	663		663		638		635		660			
2303	2,739	1,210	44.18	632		627		604		608		621			
2304	2,834	1,614	56.95	1,070		1,061		1,037		1,042		1,044			
2305	1,964	1,066	54.28	588		606		566		563		586			
2306	2,157	1,287	59.67	803		801		763		763		784			
2307	2,217	1,094	49.35	405		406		380		379		413			
2308	2,627	936	35.63	424		421		398		397		416			
2309	2,620	1,653	63.09	1,109		1,085		1,047		1,055		1,067			
2310	1,334	403	30.21	136		146		124		126		144			
2311	1,976	1,281	64.83	859		862		823		827		840			
2312	23	10	43.48	8		8		7		8		8			

DALLAS COUNTY GENERAL ELECTION
NOVEMBER 5, 1996

			DISTRICT JUDGE, 14TH JUDICIAL DISTRICT	DISTRICT JUDGE, 95TH JUDICIAL DISTRICT	DISTRICT JUDGE, 116TH JUDICIAL DIST - UNEXP TERM	DISTRICT JUDGE, 162ND JUDICIAL DISTRICT	DISTRICT JUDGE, 256TH JUDICIAL DIST - UNEXP TERM	
			R E P M A R S H A L L	R E P M O N T G O M E R Y	R E P R I C H T E R	R E P R H E A	R E P G R E N	
re g	bl t s	%						
2313	2,181	1,457	66.80	930	927	888	885	900
2314	2,298	1,064	46.30	553	552	524	523	539
2315	2,715	1,051	38.71	589	597	569	568	586
2316	2,169	1,176	54.22	708	704	674	675	682
2317	2,651	1,359	51.26	788	800	757	755	779
2318	2,081	1,247	59.92	751	748	729	727	737
2319	2,531	875	34.57	296	303	277	278	293
2320	334	165	49.40	73	73	69	68	69
2321	357	55	15.41	2	2	2	2	3
2322	1,581	832	52.62	454	453	440	440	442
2323	1,374	601	43.74	269	272	256	259	272
2324	2,095	581	27.73	353	344	334	332	334
2325	2,514	1,179	46.90	631	634	604	606	615
2326	1,409	832	59.05	514	505	493	493	504
2327	2,867	1,654	57.69	1,016	1,012	977	970	1,001
2328	1,042	470	45.11	100	95	84	87	99
2329	2,128	1,245	58.51	763	738	720	717	733
2330	218	87	39.91	29	30	28	26	30
2331	32	6	18.75	4	4	4	4	4
2332	5	2	40.00	1	2	1	1	1
2333	169	56	33.14	23	20	20	21	24
2334	860	380	44.19	168	174	163	160	171
2335	257	99	38.52	39	37	35	36	39
2336	247	88	35.63	47	46	42	43	47
2337	257	134	52.14	79	78	78	77	81
2338	268	116	43.28	53	55	50	52	53
2339	842	288	34.20	100	99	99	96	100
2340	105	52	49.52	5	6	5	5	6
2341	363	180	49.59	51	48	48	48	49
2342	878	346	39.41	146	148	135	135	148
2343	622	231	37.14	89	92	83	83	93
2344	554	266	48.01	125	125	116	117	119

** COMBINED OFFICIAL CANVASS **

DALLAS COUNTY GENERAL ELECTION
NOVEMBER 5, 1996

		DISTRIC JUDGE, 14TH JUDICIAL DISTRICT			DISTRIC JUDGE, 95TH JUDICIAL DISTRICT			DISTRIC JUDGE, 116TH JUDICIAL DIST - UNEXP TERM			DISTRIC JUDGE, 162ND JUDICIAL DISTRICT			DISTRIC JUDGE, 256TH JUDICIAL DIST - UNEXP TERM		
		R E P M A R S H A L L			R E P M O N T G O M E R Y			R E P R I C H T E R			R E P R H E A A			R E P G R E N		
		b l t s			R E P M O N T G O M E R Y			R E P R I C H T E R			R E P R H E A A			R E P G R E N		
		%			L			Y			A			N		
2345	372	149	40.05	50	49	42	44	59								
2346	1,034	816	78.92	591	587	576	577	583								
2347	0	212	0.00	49	54	45	46	53								
2348	1,083	474	43.77	198	198	186	188	192								
2349	583	241	41.34	116	111	107	110	108								
2350	1,080	440	40.74	230	221	205	210	217								
2351	2,034	865	42.53	411	410	396	391	408								
2352	0	0	0.00	0	0	0	0	0								
2353	330	219	66.36	155	153	146	148	147								
2354	61	50	81.97	39	37	35	35	37								
2355	570	384	67.37	247	239	231	234	236								
2356	129	49	37.98	32	31	31	32	31								
2357	696	374	53.74	219	219	206	204	215								
2358	692	327	47.25	169	173	166	164	175								
2359	921	458	49.73	185	189	175	175	186								
2360	743	124	16.69	32	29	27	26	28								
2361	128	24	18.75	11	10	10	11	10								
2362	614	396	64.50	193	191	180	183	193								
2363	318	172	54.09	90	90	85	84	86								
2364	0	0	0.00	0	0	0	0	0								
2365	75	54	72.00	29	29	28	29	29								
2366	12	6	50.00	5	5	5	5	5								
2367	256	175	68.36	97	94	93	90	93								
2368	158	109	68.99	76	77	75	74	75								
2369	0	0	0.00	0	0	0	0	0								
2370	277	133	48.01	51	56	49	46	49								
2371	287	178	62.02	103	103	98	96	102								
2372	1,409	767	54.44	552	535	526	524	532								
2373	1,145	818	71.44	601	596	576	577	578								
2374	269	140	52.04	69	68	65	65	67								
2375	298	105	35.23	32	33	28	30	33								
2376	0	2	0.00	1	1	1	1	1								

DALLAS COUNTY GENERAL ELECTION
NOVEMBER 5, 1996

	DISTRICT JUDGE, 14TH JUDICIAL DISTRICT			DISTRICT JUDGE, 95TH JUDICIAL DISTRICT			DISTRICT JUDGE, 116TH JUDICIAL DIST - UNEXP TERM			DISTRICT JUDGE, 162ND JUDICIAL DISTRICT			DISTRICT JUDGE, 256TH JUDICIAL DIST - UNEXP TERM		
	R E P M A R S H A L L			R E P M O N T G O M E R Y			R E P R I C H T E R			R E P R H E A A			R E P G R E N		
reg	bl	%	L	L	L	Y	R	R	A	A	N	N	N		
2377	119	62	52.10	23		23		22		21		22			
2378	253	123	48.62	56		55		53		52		56			
2379	1	0	0.00	0		0		0		0		0			
2380	1,638	924	56.41	452		457		436		433		443			
2381	692	488	70.52	288		283		275		281		277			
2382	97	71	73.20	37		37		37		37		37			
2383	157	73	46.50	47		48		46		46		46			
2384	2,473	1,296	52.41	745		735		708		706		731			
2385	2,478	1,140	46.00	766		756		732		726		754			
2386	1,837	973	52.97	610		600		571		570		585			
2387	2,527	1,422	56.27	816		830		782		774		807			
2388	3,759	2,315	61.59	1,418		1,437		1,369		1,373		1,395			
2389	80	51	63.75	31		33		28		30		33			
2390	0	1	0.00	0		0		0		0		0			
2391	30	14	46.67	7		6		6		6		6			
2392	30	7	23.33	3		4		3		3		3			
2393	1,792	881	49.16	420		418		393		390		401			
2394	1,055	450	42.65	249		246		241		239		243			
2395	1,082	537	49.63	321		322		299		300		308			
2396	982	605	61.61	360		367		347		347		355			
3301	1,150	380	33.04	82		84		68		70		80			
3302	545	293	53.76	90		96		87		89		95			
3303	508	207	40.75	29		29		25		24		24			
3304	1,071	416	38.84	94		95		87		83		94			
3305	1,153	481	41.72	18		12		12		10		14			
3306	1,116	601	53.85	277		274		263		257		273			
3307	1,464	346	23.63	98		101		89		88		101			
3308	3	5	166.67	3		3		2		2		2			
3309	864	334	38.66	16		19		14		14		22			
3310	1,516	155	10.22	70		69		66		65		67			
3311	709	275	38.79	73		74		68		69		72			
3312	2,882	998	34.63	322		318		294		295		313			

DALLAS COUNTY GENERAL ELECTION
NOVEMBER 5, 1996

	DISTRICT JUDGE, 14TH JUDICIAL DISTRICT			DISTRICT JUDGE, 95TH JUDICIAL DISTRICT			DISTRICT JUDGE, 116TH JUDICIAL DIST - UNEXP TERM			DISTRICT JUDGE, 162ND JUDICIAL DISTRICT			DISTRICT JUDGE, 256TH JUDICIAL DIST - UNEXP TERM			
	R E P M A R S H A L L			R E P M O N T G O M E R Y			R E P R I C H T E R			R E P R H E A N			R E P G R E N			
	r	b	%	r	b	%	r	b	%	r	b	%	r	b	%	
	e	l		e	l		e	l		e	l		e	l		
	g	s		g	s		g	s		g	s		g	s		
3313	287	124	43.21	51			49			47			47			53
3314	2,585	1,274	49.28	95			80			76			67			95
3315	2,267	994	43.85	27			18			18			19			28
3316	217	83	38.25	5			5			5			4			5
3317	421	52	12.35	9			8			8			6			8
3318	2,260	1,027	45.44	35			31			34			28			42
3319	2,498	911	36.47	26			25			24			23			34
3320	796	320	40.20	10			10			9			9			12
3321	1,031	436	42.29	19			16			15			12			24
3322	1,507	702	46.58	22			21			18			19			26
3323	946	390	41.23	23			20			18			17			22
3324	1,133	527	46.51	12			10			8			7			11
3325	1,714	742	43.29	20			19			17			15			21
3326	942	292	31.00	7			6			5			5			10
3327	327	182	55.66	53			50			48			48			51
3328	1,137	514	45.21	90			86			85			81			85
3329	1,322	619	46.82	143			142			133			129			144
3330	1,971	1,056	53.58	381			386			353			360			368
3331	2,350	1,151	48.98	392			401			376			370			387
3332	520	263	50.58	13			12			8			8			12
3333	1,468	678	46.19	30			29			25			25			34
3334	1,106	590	53.35	26			28			24			24			32
3335	2,105	966	45.89	32			30			32			29			39
3336	1,754	728	41.51	14			19			11			10			21
3337	3,030	1,455	48.02	60			50			46			44			65
3338	1,811	929	51.30	27			26			21			20			35
3339	123	66	53.66	14			14			12			12			12
3340	2,007	863	43.00	192			188			170			172			191
3341	350	177	50.57	11			12			9			8			11
3342	446	171	38.34	56			58			51			50			54
3343	2,861	1,326	46.35	267			262			239			241			279
3344	1,825	768	42.08	210			208			196			193			209

DALLAS COUNTY GENERAL ELECTION
NOVEMBER 5, 1996

			DISTRICT JUDGE, 14TH JUDICIAL DISTRICT	DISTRICT JUDGE, 95TH JUDICIAL DISTRICT	DISTRICT JUDGE, 116TH JUDICIAL DIST - UNEXP TERM	DISTRICT JUDGE, 162ND JUDICIAL DISTRICT	DISTRICT JUDGE, 256TH JUDICIAL DIST - UNEXP TERM	
			R E P U B L I C A N S	R E P U B L I C A N S	R E P U B L I C A N S	R E P U B L I C A N S	R E P U B L I C A N S	
			%	%	%	%	%	
	r e g i s t r a t i o n	t o t a l						
3345	870	352	40.46	52	51	45	44	51
3346	2,080	773	37.16	314	309	288	292	307
3347	2,812	1,132	40.26	616	602	582	578	600
3348	1,475	602	40.81	25	25	23	20	31
3349	510	180	35.29	13	14	14	14	16
3350	477	200	41.93	43	40	38	38	42
3351	61	23	37.70	2	3	2	2	2
3352	868	483	55.65	173	171	160	162	167
3353	948	358	37.76	46	48	42	40	40
3354	1,179	547	46.40	197	199	184	185	192
3355	1,887	853	45.20	343	355	324	320	342
3356	2,798	1,402	50.11	69	66	62	59	72
3357	1,814	902	49.72	47	41	39	35	48
3358	822	334	40.63	127	120	118	117	119
3359	891	384	43.10	169	165	159	155	161
3360	2,750	1,256	45.67	649	654	616	621	651
3361	277	138	49.82	20	20	17	18	18
3362	1,247	488	39.13	22	27	17	17	24
3363	2,742	1,341	48.91	48	44	37	36	60
3364	527	150	28.46	36	38	36	37	41
3365	338	156	46.15	59	54	53	52	57
3366	492	110	22.36	3	2	2	2	3
3367	2,258	1,361	60.27	86	78	71	66	97
3368	1,488	856	57.53	37	33	30	29	42
3369	2,705	1,095	40.48	98	89	78	79	98
3370	1,453	657	45.22	208	199	185	186	200
3371	1,510	672	44.50	45	40	35	32	45
3372	2,461	1,049	42.62	49	44	36	38	45
3373	3,152	1,626	51.59	721	723	693	697	716
3374	2,775	1,476	53.19	60	58	54	52	73
3375	2,674	1,175	43.94	35	41	32	34	43
3376	1,947	788	40.47	33	27	21	22	31

DALLAS COUNTY GENERAL ELECTION
NOVEMBER 5, 1996

	DISTRICT JUDGE, 14TH JUDICIAL DISTRICT			DISTRICT JUDGE, 95TH JUDICIAL DISTRICT			DISTRICT JUDGE, 116TH JUDICIAL DIST - UNEXP TERM			DISTRICT JUDGE, 162ND JUDICIAL DISTRICT			DISTRICT JUDGE, 256TH JUDICIAL DIST - UNEXP TERM		
	R E P M A R S H A L L			R E P M O N T G O M E R Y			R E P R I C H T E R			R E P R H E A			R E P G R E N		
	g	s	%	L	L	L	Y	R	R	A	A	N	N	N	
3377	1,222	556	45.50	18			18		14		13		21		
3378	2,124	795	37.43	38			35		30		29		44		
3379	463	206	44.49	8			9		7		6		12		
3380	1,214	586	48.27	27			29		26		25		31		
3381	1,070	456	42.62	21			20		14		15		22		
3382	2,141	1,029	48.06	98			103		83		87		102		
3383	2,280	1,079	47.32	64			61		49		50		72		
3384	1,978	1,097	55.46	96			96		83		85		112		
3385	1,070	431	40.28	12			12		9		10		14		
3386	884	434	49.10	228			223		217		215		222		
3387	48	8	16.67	3			3		3		3		3		
3388	256	87	33.98	26			31		26		28		28		
3389	1,240	682	55.00	74			66		60		57		73		
3390	576	246	42.71	14			12		12		12		13		
3391	610	396	64.92	179			179		169		164		167		
3392	1,501	697	46.44	43			36		32		26		47		
3393	1,698	650	38.28	322			318		305		304		321		
3394	1,777	1,061	59.71	39			36		26		28		33		
3395	44	6	13.64	1			1		1		1		1		
3396	1,497	820	54.78	385			391		370		367		377		
3397	1,328	677	50.98	32			32		26		25		35		
3398	235	95	40.43	37			36		31		32		37		
3399	1,515	729	48.12	313			319		304		302		317		
3400	472	128	27.12	18			19		16		16		18		
3401	548	280	51.09	87			90		83		81		95		
3402	528	212	40.15	44			44		42		42		47		
3403	17	16	94.12	4			4		4		4		4		
3404	756	509	67.33	269			260		258		255		260		
3405	1,206	459	38.06	108			103		97		96		107		
3406	2,038	1,287	63.15	700			672		664		652		668		
3407	802	578	72.07	317			300		296		292		295		
3408	170	76	44.71	29			31		29		28		33		

DALLAS COUNTY GENERAL ELECTION
NOVEMBER 5, 1996

	DISTRICT JUDGE, 14TH JUDICIAL DISTRICT			DISTRICT JUDGE, 95TH JUDICIAL DISTRICT			DISTRICT JUDGE, 116TH JUDICIAL DIST - UNEXP TERM			DISTRICT JUDGE, 162ND JUDICIAL DISTRICT			DISTRICT JUDGE, 256TH JUDICIAL DIST - UNEXP TERM		
	R E P M A R S H A L L			R E P M O N T G O M E R Y			R E P R I C H T E R			R E P R H E A A			R E P G R E N		
reg	bl	%	L	L	L	Y	R	R	R	A	A	N	N		
3409	3	2	66.67	1	1	1	1	1	1	1	1	1	1		
3410	1,132	666	58.83	195	197	197	184	187	202						
3411	110	71	64.55	23	21	21	19	18	20						
3412	2,347	1,512	64.42	644	636	636	621	617	642						
3413	423	254	60.05	87	89	89	85	85	91						
3414	618	348	56.31	80	72	72	68	65	78						
3415	139	78	56.12	23	20	20	20	22	22						
3416	497	190	38.23	39	43	43	38	37	45						
3417	3	3	100.00	1	1	1	1	1	2						
3418	189	92	48.68	22	23	23	19	19	22						
3419	317	208	65.62	127	126	126	121	122	121						
3420	197	38	19.29	11	11	11	11	12	11						
3421	314	179	57.01	33	35	35	31	31	31						
3422	43	10	23.26	0	0	0	0	0	0						
3423	1	1	100.00	0	0	0	0	0	0						
3424	632	215	34.02	7	7	7	7	8	8						
3425	1,044	562	53.83	218	217	217	212	211	221						
3426	0	0	0.00	0	0	0	0	0	0						
3427	146	41	28.08	2	2	2	1	1	1						
3428	968	276	28.51	7	6	6	4	5	8						
3429	778	267	34.32	12	14	14	12	12	14						
3430	259	78	30.12	8	9	9	8	8	9						
3431	488	152	31.15	12	11	11	11	11	12						
3432	10	6	60.00	0	0	0	0	0	1						
3433	3	2	66.67	0	0	0	0	0	0						
3434	1,712	766	44.74	193	195	195	175	179	181						
3435	1,529	635	41.53	12	13	13	8	10	12						
3436	81	29	35.80	13	14	14	14	13	13						
3437	714	427	59.80	16	23	23	17	19	22						
3438	1,605	458	28.54	111	116	116	105	104	118						
3439	109	57	52.29	21	22	22	21	19	21						
3440	33	4	12.12	2	1	1	1	1	1						

DALLAS COUNTY GENERAL ELECTION
NOVEMBER 5, 1996

		DISTRIC T JUDGE, 14TH JUDICIAL DISTRIC T			DISTRIC T JUDGE, 95TH JUDICIAL DISTRIC T			DISTRIC T JUDGE, 116TH JUDICIAL DIST - UNEXP TERM			DISTRIC T JUDGE, 162ND JUDICIAL DISTRIC T			DISTRIC T JUDGE, 256TH JUDICIAL DIST - UNEXP TERM		
		R E P M A R S H A L L			R E P M O N T G O M E R Y			R E P R I C H T E R			R E P R H E A N			R E P G R E N		
		b l t s			L			L			L			L		
		%			L			L			L			L		
3441	164	75	45.73	14			12			11			11			11
3442	42	12	28.57	2			2			2			2			3
3443	1,557	826	53.05	390			390			372			380			376
3444	1,928	998	51.76	76			78			66			71			80
3445	1,515	844	55.71	72			80			65			66			81
3446	6	2	33.33	0			0			0			0			0
3447	520	265	50.96	129			129			124			123			128
3448	1,285	593	46.15	33			31			26			29			39
3449	245	90	36.73	19			19			18			17			19
3450	29	26	89.66	14			14			13			15			13
3451	418	258	61.72	170			168			163			165			168
3452	308	106	34.42	37			35			32			33			34
3453	1,489	814	54.67	287			289			274			275			290
3454	172	63	36.63	6			5			6			5			6
3455	412	154	37.38	8			9			8			8			9
3456	98	36	36.73	14			16			14			15			15
3457	222	93	41.89	41			38			32			36			38
3458	341	148	43.40	46			45			43			44			47
3459	288	111	38.54	4			4			2			2			3
3460	235	65	27.66	11			9			8			8			8
3461	183	13	7.10	5			5			5			5			6
3462	22	1	4.55	0			0			0			0			0
3463	803	234	29.14	72			69			70			69			71
3464	729	199	27.30	12			13			11			12			12
3465	247	98	39.68	24			27			24			22			26
3466	703	282	40.11	169			167			163			163			162
3467	232	98	42.24	20			17			15			16			17
3468	823	253	30.74	45			44			40			40			45
3469	6	0	0.00	0			0			0			0			0
3470	9	5	55.56	5			4			5			5			5
3471	887	300	33.82	61			59			57			56			64
3472	792	416	52.53	79			79			76			74			86

** COMBINED OFFICIAL CANVASS **

DALLAS COUNTY GENERAL ELECTION
NOVEMBER 5, 1996

	DISTRICT JUDGE, 14TH JUDICIAL DISTRICT			DISTRICT JUDGE, 95TH JUDICIAL DISTRICT			DISTRICT JUDGE, 116TH JUDICIAL DIST - UNEXP TERM			DISTRICT JUDGE, 162ND JUDICIAL DISTRICT			DISTRICT JUDGE, 256TH JUDICIAL DIST - UNEXP TERM		
	R E P M A R S H A L L			R E P M O N T G O M E R Y			R E P R I C H T E R			R E P R H E A A			R E P G R E N		
reg	bl	%	L	L	L	Y	R	R	A	A	N	N	N		
3473	882	505	57.26	158		165		148		145		161			
3474	270	100	37.04	17		15		13		14		16			
3475	106	72	67.92	29		28		26		28		26			
3476	1,028	459	44.65	49		53		49		45		50			
3477	315	145	46.03	32		29		28		28		31			
3478	1,781	996	55.92	274		274		251		249		277			
3479	362	216	59.67	52		49		44		46		55			
3480	3,248	1,446	44.52	222		221		198		187		257			
3481	2,136	959	44.90	107		102		86		92		118			
3482	2,476	1,653	66.76	237		230		209		205		260			
3483	2,280	1,468	64.39	289		293		264		266		320			
3484	2,389	1,319	55.21	164		156		142		136		180			
3485	2,287	1,545	67.56	283		283		272		265		313			
3486	2,383	976	40.96	498		474		473		472		484			
3487	702	250	35.61	17		15		11		10		15			
3488	1,860	816	43.87	33		33		32		30		38			
3489	1,007	351	34.86	18		19		15		13		21			
3490	410	134	32.68	9		8		7		8		9			
3491	236	70	29.66	24		22		22		21		22			
3492	281	144	51.25	6		6		7		6		8			
3493	278	140	50.36	8		6		6		6		9			
3494	0	1	0.00	0		0		0		0		0			
3495	741	292	39.41	7		7		6		7		10			
3496	13	0	0.00	0		0		0		0		0			
3497	222	59	26.58	5		6		5		4		6			
3498	248	139	56.05	44		42		38		41		42			
3499	1,262	322	25.52	27		22		21		22		26			
3500	224	26	11.61	6		7		6		6		6			
3501	414	128	30.92	31		27		27		28		30			
3502	97	4	4.12	2		2		2		2		2			
3503	442	259	58.60	91		86		82		86		91			
3504	134	68	50.75	27		26		26		24		26			

DALLAS COUNTY GENERAL ELECTION
NOVEMBER 5, 1996

	DISTRIC JUDGE, 14TH JUDICIAL DISTRIC			DISTRIC JUDGE, 95TH JUDICIAL DISTRIC			DISTRIC JUDGE, 116TH JUDICIAL DIST - UNEXP TERM			DISTRIC JUDGE, 162ND JUDICIAL DISTRIC			DISTRIC JUDGE, 256TH JUDICIAL DIST - UNEXP TERM		
	R E P M A R S H A L L			R E P M O N T G O M E R Y			R E P R I C H T E R			R E P R H E A N			R E P G R E N		
reg	bl	%	L	L	L	L	L	L	L	L	L	L	L	L	L
3505	182	84	46.15	17			14			13			12		16
3506	478	223	46.65	62			53			50			50		57
3507	70	46	65.71	12			11			11			10		11
3508	230	108	46.96	7			6			5			6		8
3509	174	49	28.16	9			7			7			7		9
3510	57	23	40.35	7			8			7			7		7
3511	137	70	51.09	16			16			15			16		17
3512	0	0	0.00	0			0			0			0		0
3513	2	0	0.00	0			0			0			0		0
3514	390	179	45.90	60			56			55			56		57
3515	290	169	58.28	75			79			74			75		77
3516	659	228	34.60	38			38			35			34		42
3517	48	12	25.00	2			2			1			1		1
3518	224	44	19.64	10			11			10			10		10
3519	1	0	0.00	0			0			0			0		0
3520	269	168	62.45	39			35			32			32		39
3521	541	191	35.30	69			70			64			63		69
3522	314	127	40.45	37			42			36			36		41
3523	945	370	39.15	69			72			62			62		71
3524	236	31	13.14	8			8			8			7		8
3525	3	1	33.33	0			0			0			0		0
3526	853	351	41.15	87			86			76			78		79
3527	350	154	44.00	43			41			36			37		41
3528	147	52	35.37	26			23			23			23		22
3529	95	43	45.26	20			17			18			17		18
3530	500	211	42.20	68			71			65			63		65
3531	254	138	54.33	70			65			64			65		63
3532	285	125	43.86	14			17			13			13		14
3533	1,248	500	40.06	134			137			130			127		143
3534	449	189	42.09	4			5			4			4		7
3535	367	197	53.68	31			29			23			22		29
3536	0	0	0.00	0			0			0			0		0

DALLAS COUNTY GENERAL ELECTION
NOVEMBER 5, 1996

	DISTRICT JUDGE, 14TH JUDICIAL DISTRICT			DISTRICT JUDGE, 95TH JUDICIAL DISTRICT			DISTRICT JUDGE, 116TH JUDICIAL DIST - UNEXP TERM			DISTRICT JUDGE, 162ND JUDICIAL DISTRICT			DISTRICT JUDGE, 256TH JUDICIAL DIST - UNEXP TERM			
	R E P M A R S H A L L			R E P M O N T G O M E R Y			R E P R I C H T E R			R E P R H E A N			R E P G R E N			
reg	bl	s	%	L	L	L	L	L	L	L	L	L	L	L	L	L
3537	44	13	29.55	1			1			1			1			1
3538	32	10	31.25	3			4			4			3			4
3539	317	67	21.14	20			23			19			20			20
3540	203	103	50.74	14			13			11			10			13
3541	39	15	38.46	11			9			9			9			9
3542	954	353	37.00	9			9			8			8			9
3543	545	255	46.79	114			114			106			105			113
3544	837	511	61.05	269			262			258			259			272
3545	248	51	20.56	12			11			12			13			14
3546	442	168	38.01	63			57			58			58			59
3547	479	271	56.58	89			88			81			81			88
3548	1	0	0.00	0			0			0			0			0
3549	40	22	55.00	6			6			6			5			6
3550	10	10	100.00	5			4			4			4			4
3551	127	54	42.52	8			7			6			7			8
3552	0	0	0.00	0			0			0			0			0
3553	59	25	42.37	4			3			2			2			3
3554	2	0	0.00	0			0			0			0			0
3555	0	0	0.00	0			0			0			0			0
3556	148	62	41.89	16			19			16			17			16
3557	298	111	37.25	59			58			52			55			55
3558	1,563	731	46.77	350			337			324			324			327
3559	945	299	31.64	146			147			140			143			140
3560	170	73	42.94	28			27			27			27			28
3561	701	305	43.51	13			16			11			13			14
3562	585	184	31.45	75			74			67			68			70
3563	16	3	18.75	2			2			2			2			2
3564	185	65	35.14	19			19			19			19			18
3565	344	81	23.55	14			10			12			11			13
3566	155	75	48.39	35			36			36			36			36
3567	304	155	50.99	18			22			18			18			19
3568	212	80	37.74	30			30			30			30			29

DALLAS COUNTY GENERAL ELECTION
NOVEMBER 5, 1996

	DISTRICT JUDGE, 14TH JUDICIAL DISTRICT			DISTRICT JUDGE, 95TH JUDICIAL DISTRICT			DISTRICT JUDGE, 116TH JUDICIAL DIST - UNEXP TERM			DISTRICT JUDGE, 162ND JUDICIAL DISTRICT			DISTRICT JUDGE, 256TH JUDICIAL DIST - UNEXP TERM			
	R E P M A R S H A L L			R E P M O N T G O M E R Y			R E P R I C H T E R			R E P R H E A			R E P G R E N			
	r	b	%	r	b	%	r	b	%	r	b	%	r	b	%	
	e	l		e	l		e	l		e	l		e	l		
	g	s		g	s		g	s		g	s		g	s		
3569	476	247	51.89	92			90			85			85			87
3570	0	0	0.00	0			0			0			0			0
3571	1,563	613	39.22	274			270			256			258			268
3572	886	244	27.54	13			13			12			12			15
3573	497	225	45.27	86			79			79			80			83
4401	2,551	1,359	53.27	730			737			708			714			721
4402	3,712	2,157	58.11	1,194			1,184			1,136			1,139			1,157
4403	2,775	1,457	52.50	736			740			693			696			713
4404	1,177	419	35.60	175			183			172			169			175
4405	792	505	63.76	108			107			98			95			108
4406	2,720	1,751	64.38	1,103			1,079			1,067			1,064			1,072
4407	2,844	1,198	42.12	574			572			545			541			561
4408	838	410	48.93	210			216			206			208			208
4409	1,500	601	40.07	214			214			203			199			207
4410	1,226	515	42.01	183			184			174			170			180
4411	2,590	928	35.83	108			113			99			97			105
4412	1,065	372	34.93	115			114			108			105			112
4413	2,181	1,277	58.55	768			768			742			746			756
4414	1,748	955	54.63	523			520			505			502			517
4415	2,806	1,563	55.70	829			839			799			798			820
4416	1,105	397	35.93	66			70			66			64			68
4417	1,675	1,042	62.21	652			643			620			621			634
4418	1,336	933	69.84	435			430			425			428			424
4419	533	278	52.16	97			101			92			91			94
4420	644	433	67.24	211			206			203			201			203
4421	1,647	849	51.55	373			380			350			352			378
4422	1,061	393	37.04	73			72			62			60			76
4423	1,492	745	49.93	341			339			325			318			324
4424	1,988	923	46.43	384			387			367			360			372
4425	2,244	1,124	50.09	531			532			515			513			532
4426	1,296	568	43.83	171			165			157			159			162
4427	2,462	1,096	44.52	348			346			332			326			338

DALLAS COUNTY GENERAL ELECTION
NOVEMBER 5, 1996

	DISTRICT JUDGE, 14TH JUDICIAL DISTRICT			DISTRICT JUDGE, 95TH JUDICIAL DISTRICT			DISTRICT JUDGE, 116TH JUDICIAL DIST - UNEXP TERM			DISTRICT JUDGE, 162ND JUDICIAL DISTRICT			DISTRICT JUDGE, 256TH JUDICIAL DIST - UNEXP TERM		
	R E P M A R S H A L L			R E P M O N T G O M E R Y			R E P R I C H T E R			R E P R H E A			R E P G R E N		
reg	bl	%	L	L	L	Y	R	R	R	A	A	N	N	N	
4428	1,146	309	26.96	121			123		111		112		118		
4429	1,557	659	42.32	204			205		187		188		200		
4430	1,066	596	55.91	239			237		228		230		236		
4431	1,229	538	43.78	136			142		124		126		132		
4432	2,489	1,007	40.46	263			271		246		248		257		
4433	938	391	41.68	197			195		185		183		184		
4434	1,844	877	47.56	294			311		275		279		296		
4435	1,279	509	39.80	106			106		97		96		101		
4436	547	257	46.98	136			135		129		131		134		
4437	1,859	842	45.29	394			383		372		373		375		
4438	1,280	587	45.86	243			240		231		230		238		
4439	1,694	795	46.93	273			279		262		267		279		
4440	171	77	45.03	36			37		36		35		36		
4441	2,080	1,195	57.45	608			610		586		584		594		
4442	544	272	50.00	136			136		130		129		136		
4443	2,204	1,233	55.94	648			660		629		628		639		
4444	1,036	586	56.56	139			142		136		133		150		
4445	1,410	898	63.69	314			322		307		298		326		
4446	1,795	878	48.91	482			474		455		458		464		
4447	395	287	72.66	147			140		138		139		141		
4448	479	297	62.00	136			133		134		130		134		
4449	885	542	61.24	343			343		329		331		334		
4450	536	191	35.63	85			80		75		77		79		
4451	541	66	12.20	13			14		12		12		14		
4452	1,549	705	45.51	314			310		297		295		310		
4453	2,617	1,414	54.03	825			812		786		785		799		
4454	1,045	542	51.87	186			186		180		183		183		
4455	415	121	29.16	40			34		34		33		35		
4456	1,573	642	40.81	326			332		313		315		326		
4457	240	103	42.92	55			53		52		53		51		
4458	758	364	48.02	105			108		101		99		100		
4459	931	357	38.35	150			159		146		148		155		

DALLAS COUNTY GENERAL ELECTION
NOVEMBER 5, 1996

	DISTRRICT JUDGE, 14TH JUDICIAL DISTRICT			DISTRRICT JUDGE, 95TH JUDICIAL DISTRICT			DISTRRICT JUDGE, 116TH JUDICIAL DIST - UNEXP TERM			DISTRRICT JUDGE, 162ND JUDICIAL DISTRICT			DISTRRICT JUDGE, 256TH JUDICIAL DIST - UNEXP TERM		
	R E P M A R S H A L L			R E P M O N T G O M E R Y			R E P R I C H T E R			R E P R H E A A			R E P G R E N		
	g	s	%	L	Y	R	R	E	A	E	N	E	N	E	N
4460	2,327	863	37.09	208	215	194	194	194	221						
4461	1,808	1,046	57.85	661	662	641	640	659							
4462	1,124	758	67.44	463	458	452	449	457							
4463	404	250	61.88	95	102	93	92	98							
4464	2,735	1,607	58.76	918	923	884	897	910							
4465	1,547	999	64.58	612	616	600	604	606							
4466	2,349	1,210	51.51	672	669	645	647	660							
4467	1,544	988	63.99	552	553	533	532	543							
4468	546	331	60.62	185	185	177	177	180							
4469	1,905	786	41.26	214	209	191	186	196							
4470	979	492	50.26	136	126	123	118	133							
4471	766	500	65.27	243	241	236	230	241							
4472	1,947	923	47.41	458	461	437	436	453							
4473	1,853	1,060	57.20	629	626	600	600	606							
4474	2,206	1,244	56.39	653	660	627	626	634							
4475	1,765	998	56.54	566	574	544	550	555							
4476	2,580	1,669	64.69	1,089	1,079	1,062	1,057	1,078							
4477	114	20	17.54	10	10	10	11	11							
4478	2,378	1,420	59.71	668	669	639	640	667							
4479	353	194	54.96	5	6	5	4	5							
4480	1,728	919	53.18	520	522	507	498	518							
4481	1,557	833	53.50	497	491	476	478	487							
4482	434	169	38.94	82	80	77	77	80							
4483	2,634	1,497	56.83	749	750	717	711	754							
4484	2,261	1,185	52.41	621	627	590	585	608							
4485	3,014	1,758	58.33	1,058	1,039	1,014	1,010	1,029							
4486	1,957	1,168	59.68	626	631	608	606	627							
4487	2,267	1,480	65.28	994	980	966	963	974							
4488	993	547	55.09	281	277	270	274	280							
4489	2,336	1,167	49.96	643	634	621	620	627							
4490	1,160	769	66.29	436	422	412	412	423							
4491	1,726	963	55.79	155	151	134	137	151							

DALLAS COUNTY GENERAL ELECTION
NOVEMBER 5, 1996

	DISTRICT JUDGE, 14TH JUDICIAL DISTRICT			DISTRICT JUDGE, 95TH JUDICIAL DISTRICT			DISTRICT JUDGE, 116TH JUDICIAL DIST - UNEXP TERM			DISTRICT JUDGE, 162ND JUDICIAL DISTRICT			DISTRICT JUDGE, 256TH JUDICIAL DIST - UNEXP TERM		
	R E P M A R S H A L L			R E P M O N T G O M E R Y			R E P R I C H T E R			R E P R H E A			R E P G R E N		
reg	bl	s	%	bl	s	%	bl	s	%	bl	s	%	bl	s	%
4492	3,216	1,883	58.55	1,033			1,039			992			987		1,013
4493	1,689	795	47.07	517			522			508			508		513
4494	1,737	906	52.16	250			250			228			234		251
4495	1,721	915	53.17	548			541			528			526		535
4496	1,262	450	35.66	185			190			180			175		187
4497	51	16	31.37	5			5			5			5		5
4498	0	1	0.00	1			0			0			0		0
4499	3,485	1,860	53.37	793			794			753			750		792
4500	0	0	0.00	0			0			0			0		0
4501	2,210	979	44.30	589			593			567			573		586
4502	841	317	37.69	120			125			112			113		120
4503	913	327	35.82	76			74			73			68		70
4504	1,125	690	61.33	186			191			178			180		203
4505	1,674	974	58.18	654			647			635			632		642
4506	24	17	70.83	9			9			9			8		8
4507	1,530	837	54.71	492			498			485			479		489
4508	1,990	851	42.76	429			432			419			415		426
4509	2,653	1,324	49.91	495			509			471			469		503
4510	1,962	1,106	56.37	268			257			233			238		278
4511	764	254	33.25	81			75			70			71		72
4512	2,228	1,426	64.00	829			829			803			801		817
4513	1,265	710	56.13	358			355			344			339		355
4514	1,102	702	63.70	392			393			382			384		391
4515	1,060	395	37.26	224			218			210			206		217
4516	1,654	1,023	61.85	695			682			670			669		674
4517	2,546	1,581	62.10	928			929			897			896		919
4518	179	96	53.63	22			25			21			21		24
4519	1,610	940	58.39	500			499			482			480		504
4520	2,345	924	39.40	464			466			440			446		467
4521	786	297	37.79	160			157			153			154		161
4522	357	183	51.26	56			64			55			56		58
4523	0	0	0.00	0			0			0			0		0

DALLAS COUNTY GENERAL ELECTION
NOVEMBER 5, 1996

	DISTRRICT JUDGE, 14TH JUDICIAL DISTRICT			DISTRRICT JUDGE, 95TH JUDICIAL DISTRICT			DISTRRICT JUDGE, 116TH JUDICIAL DIST - UNEXP TERM			DISTRRICT JUDGE, 162ND JUDICIAL DISTRICT			DISTRRICT JUDGE, 256TH JUDICIAL DIST - UNEXP TERM		
	R E P M A R S H A L L			R E P M O N T G O M E R Y			R E P R I C H T E R			R E P R H E A N			R E P G R E N		
reg	bl	%	L	L	L	L	L	L	L	L	L	L	L	L	L
4556	0	0	0.00	0	0	0	0	0	0	0	0	0	0	0	0
4557	287	91	31.71	43	44	44	43	43	43	43	43	47	47	47	47
4558	1,974	1,016	51.47	556	570	570	544	544	547	547	561	561	561	561	561
4559	50	20	40.00	5	4	4	4	4	4	4	4	4	4	4	4
4560	411	185	45.01	77	74	74	72	72	72	72	74	74	74	74	74
4561	214	151	70.56	100	99	99	96	96	96	96	100	100	100	100	100
4562	443	136	30.70	53	56	56	48	48	48	48	50	50	50	50	50
4563	1,696	602	35.50	244	249	249	227	227	228	228	251	251	251	251	251
4564	443	131	29.57	52	56	56	53	53	53	53	54	54	54	54	54
4565	214	77	35.98	37	36	36	33	33	33	33	36	36	36	36	36
4566	313	130	41.53	68	67	67	65	65	63	63	67	67	67	67	67
4567	573	279	48.69	148	151	151	141	141	141	141	148	148	148	148	148
4568	733	457	62.35	251	254	254	241	241	244	244	242	242	242	242	242
4569	0	0	0.00	0	0	0	0	0	0	0	0	0	0	0	0
4570	0	1	0.00	1	1	1	1	1	1	1	1	1	1	1	1
4571	733	326	44.47	137	139	139	128	128	128	128	134	134	134	134	134
4572	494	166	33.60	60	59	59	59	59	59	59	58	58	58	58	58
4573	0	0	0.00	0	0	0	0	0	0	0	0	0	0	0	0
4574	204	119	58.33	41	42	42	40	41	41	41	39	39	39	39	39
4575	1	1	100.00	1	1	1	1	1	1	1	1	1	1	1	1
4576	0	1	0.00	1	1	1	1	1	1	1	1	1	1	1	1
4577	351	58	16.52	5	7	7	3	3	3	3	3	3	3	3	3
4578	56	12	21.43	2	3	3	2	2	3	3	3	3	3	3	3
4579	262	113	43.13	39	40	40	38	38	38	38	40	40	40	40	40
4580	244	117	47.95	25	29	29	26	24	24	24	29	29	29	29	29
4581	476	141	29.62	35	38	38	35	38	38	38	37	37	37	37	37
4582	896	388	43.30	145	135	135	134	133	133	133	136	136	136	136	136
4583	0	1	0.00	0	0	0	0	0	0	0	0	0	0	0	0
4584	4	1	25.00	0	1	1	0	0	0	0	0	0	0	0	0
4585	553	364	65.82	222	218	218	216	214	214	214	220	220	220	220	220
4586	1,335	767	57.45	353	360	360	340	338	338	338	361	361	361	361	361
4587	1,324	578	43.66	224	224	224	207	205	205	205	214	214	214	214	214

DALLAS COUNTY GENERAL ELECTION
NOVEMBER 5, 1996

	DISTRICT JUDGE, 14TH JUDICIAL DISTRICT	DISTRICT JUDGE, 95TH JUDICIAL DISTRICT	DISTRICT JUDGE, 116TH JUDICIAL DIST - UNEXP TERM	DISTRICT JUDGE, 162ND JUDICIAL DISTRICT	DISTRICT JUDGE, 256TH JUDICIAL DIST - UNEXP TERM			
Reg s	bl s	REP M A R S H A L L	REP M O N T G O M E R Y	REP I C H T E R	REP H E A R E N			
g	t	%	L	Y	R			
4588	1,367	769	56.25	429	407	400	397	401
4589	50	9	18.00	1	1	0	0	1
4590	342	147	42.98	55	56	54	54	58
4591	3	9	300.00	1	1	1	1	1
4592	320	162	50.63	21	19	19	18	22
4593	335	111	33.13	69	71	68	68	69
4594	392	194	49.49	46	46	46	45	52
4595	472	282	59.75	113	117	109	106	115
4596	1,373	776	56.52	170	174	158	159	189
4597	275	140	50.91	47	48	46	43	45
4598	464	222	47.84	80	77	76	72	78
4599	118	72	61.02	36	32	33	33	34
4600	374	160	42.78	52	56	48	49	52
4601	194	89	45.88	48	56	46	47	53
4602	308	116	37.66	53	52	50	51	55
4603	624	386	61.86	174	172	167	166	170
4604	5	3	60.00	2	2	2	2	2
4605	2,060	1,193	57.91	626	620	597	595	613
4606	1	2	200.00	0	0	0	0	0
4607	177	75	42.37	34	38	34	34	36
4608	0	0	0.00	0	0	0	0	0
4609	226	123	54.42	56	56	54	54	56
4610	436	139	31.88	37	36	31	31	37
4611	309	115	37.22	97	93	91	92	92
4612	40	6	15.00	6	5	5	5	5
4613	1,389	693	49.89	237	229	217	213	220
4614	268	139	51.87	81	79	79	78	78
4615	1,897	1,156	60.94	520	507	495	492	518
4616	523	179	34.23	70	66	65	63	66
4617	651	240	36.87	84	80	75	76	80
4618	920	505	54.89	236	227	224	217	228
4619	1,104	655	59.33	389	389	376	375	380

DALLAS COUNTY GENERAL ELECTION
NOVEMBER 5, 1996

	DISTRIC JUDGE, 14TH JUDICIAL DISTRICT			DISTRIC JUDGE, 95TH JUDICIAL DISTRICT			DISTRIC JUDGE, 116TH JUDICIAL DIST - UNEXP TERM			DISTRIC JUDGE, 162ND JUDICIAL DISTRICT			DISTRIC JUDGE, 256TH JUDICIAL DIST - UNEXP TERM		
	R E P M A R S H A L L			R E P M O N T G O M E R Y			R E P R I C H T E R			R E P R H E A A			R E P G R E N		
reg	bl	%	L	L	L	L	L	L	L	L	L	L	L	L	L
4620	0	0	0.00	0	0	0	0	0	0	0	0	0	0	0	0
4621	473	174	36.79	20	23	18	16	19	18	16	19	16	19	18	19
4622	138	78	56.52	29	29	27	28	32	27	28	32	28	32	27	32
4623	156	70	44.87	21	19	18	18	19	18	18	19	18	19	18	19
4624	749	372	49.67	107	115	105	106	112	105	106	112	106	112	105	112
4625	1,097	681	62.08	362	338	331	336	333	331	336	333	336	333	331	333
4626	1,584	833	52.59	444	451	425	426	441	425	426	441	426	441	425	441
4627	626	326	52.08	155	157	143	145	147	143	145	147	145	147	143	147
4628	308	205	66.56	132	127	128	126	125	128	126	125	126	125	128	125
4629	815	462	56.69	265	260	261	258	261	261	258	261	258	261	261	261
4630	447	239	53.47	92	98	90	91	97	90	91	97	91	97	90	97
4631	394	149	37.82	89	91	87	87	89	91	87	89	87	89	91	89
4632	274	135	49.27	43	46	39	40	42	39	40	42	40	42	39	42
4633	0	1	0.00	0	0	0	0	0	0	0	0	0	0	0	0
4634	484	250	51.65	125	124	124	121	126	124	121	126	121	126	124	126
4635	820	437	53.29	270	262	256	250	260	262	256	260	250	260	262	260
4636	107	59	55.14	28	24	24	24	23	24	24	23	24	23	24	23
4637	0	0	0.00	0	0	0	0	0	0	0	0	0	0	0	0
4638	601	353	58.74	207	202	199	201	204	202	201	204	201	204	202	204
4639	3	0	0.00	0	0	0	0	0	0	0	0	0	0	0	0
4640	147	80	54.42	13	14	11	11	13	14	11	13	11	13	14	13
4641	722	251	34.76	139	135	135	134	136	135	134	136	134	136	135	136
4642	147	44	29.93	13	12	12	12	14	12	12	14	12	14	12	14
4643	270	127	47.04	32	34	30	30	31	34	30	31	30	31	34	31
4644	650	339	52.15	158	159	154	151	154	159	154	154	151	154	159	154
4645	45	24	53.33	7	7	7	7	8	7	7	8	7	8	7	8
4646	618	297	48.06	3	5	3	6	8	5	6	8	6	8	5	8
4647	208	92	44.23	37	35	34	34	34	35	34	34	34	34	35	34
4648	1,410	815	57.80	439	443	422	424	439	443	422	439	424	439	443	439
4649	1,515	473	31.22	196	199	180	182	195	199	180	195	182	195	199	195
4650	1,567	725	46.27	342	351	328	328	343	351	328	343	328	343	351	343
4651	1,661	1,008	60.69	261	265	239	237	282	265	237	282	237	282	265	282

** COMBINED OFFICIAL CANVASS **

DALLAS COUNTY GENERAL ELECTION
NOVEMBER 5, 1996

	DISTRICT JUDGE, 14TH JUDICIAL DISTRICT		DISTRICT JUDGE, 95TH JUDICIAL DISTRICT		DISTRICT JUDGE, 116TH JUDICIAL DIST - UNEXP TERM		DISTRICT JUDGE, 162ND JUDICIAL DISTRICT		DISTRICT JUDGE, 256TH JUDICIAL DIST - UNEXP TERM	
	R E P M A R S H A L L		R E P M O N T G O M E R Y		R E P R I C H T E R		R E P R H E A		R E P G R E N	
	reg	bls	%	L	Y	R	A	A	N	
4652	234	141	60.26	94	95	91	91	91	90	
00LB	0	188	0.00	40	44	40	40	40	42	
Election Wide	1059853	562,439	53.07	281,557	280,181	269,494	269,378	269,378	276,339	
County wide	1059853	562,251	53.05	281,517	280,137	269,454	269,338	269,338	276,297	
Cong. Dist 3	213,310	116,057	54.41	67,862	67,766	65,014	64,969	64,969	66,532	
Cong. Dist 4	6,152	3,089	50.21	1,852	1,848	1,777	1,772	1,772	1,823	
Cong. Dist 5	174,673	92,930	53.20	48,258	47,724	45,937	45,950	45,950	46,966	
Cong. Dist 6	9,059	5,449	60.15	3,180	3,152	3,070	3,055	3,055	3,124	
Cong. Dist 24	132,229	67,836	51.30	31,888	31,787	30,528	30,400	30,400	31,381	
Cong. Dist 26	229,379	137,485	59.94	88,603	88,161	85,656	85,743	85,743	86,702	
Cong. Dist 30	295,051	139,405	47.25	39,874	39,699	37,472	37,449	37,449	39,769	
State Br ED Dist 11	41,847	24,158	57.73	14,139	14,054	13,641	13,591	13,591	13,908	
State Br Ed Dist 12	597,506	339,890	56.88	206,760	205,806	198,819	198,894	198,894	202,308	
State Br Ed Dist 13	420,500	198,203	47.14	60,618	60,277	56,994	56,853	56,853	60,081	
State Sen. Dist 2	98,063	43,989	44.86	16,288	16,184	15,285	15,302	15,302	16,005	
State Sen. Dist 8	204,811	123,593	60.34	78,654	78,091	75,838	75,961	75,961	76,689	
State Sen. Dist 9	153,842	81,823	53.19	48,217	48,212	46,603	46,552	46,552	47,645	
State Sen. Dist 16	340,109	187,573	55.15	107,964	107,411	103,256	103,227	103,227	105,469	
State Sen. Dist 23	263,028	125,273	47.63	30,394	30,239	28,472	28,296	28,296	30,489	
State Rep Dist 99	84,812	46,391	54.70	29,948	30,039	29,073	29,049	29,049	29,602	
State Rep Dist 100	58,454	27,126	46.41	8,278	8,184	7,783	7,772	7,772	8,108	
State Rep Dist 101	69,077	36,361	52.64	20,703	20,581	19,787	19,799	19,799	20,211	
State Rep Dist 102	71,724	41,931	58.46	25,941	25,853	25,042	25,024	25,024	25,430	
State Rep Dist 103	48,021	22,501	46.86	9,708	9,712	9,258	9,285	9,285	9,571	
State Rep Dist 104	36,857	14,772	40.08	4,214	4,223	3,945	3,926	3,926	4,111	
State Rep Dist 105	54,825	24,840	45.31	9,867	9,752	9,218	9,188	9,188	9,654	
State Rep Dist 106	65,446	34,122	52.14	17,918	17,947	17,196	17,143	17,143	17,594	
State Rep Dist 107	61,053	29,956	49.07	13,291	13,273	12,676	12,680	12,680	13,068	
State Rep Dist 108	86,314	55,201	63.95	36,240	35,683	34,809	34,944	34,944	35,094	
State Rep Dist 109	65,536	31,645	48.29	8,451	8,291	7,870	7,854	7,854	8,373	

DALLAS COUNTY GENERAL ELECTION
NOVEMBER 5, 1996

			DISTRICT JUDGE, 14TH JUDICIAL DISTRICT	DISTRICT JUDGE, 95TH JUDICIAL DISTRICT	DISTRICT JUDGE, 116TH JUDICIAL DIST - UNEXP TERM	DISTRICT JUDGE, 162ND JUDICIAL DISTRICT	DISTRICT JUDGE, 256TH JUDICIAL DIST - UNEXP TERM	
	r	b	R E P M A R S H A L	R E P M O N T G O M E R Y	R E P R I C H T E R	R E P R H E A	R E P G R E N	
	e	l						
	g	s	%	L	Y	R	A	N
State Rep Dist 110	68,953	36,481	52.91	10,026	9,872	9,403	9,332	10,114
State Rep Dist 111	67,865	34,665	51.08	10,475	10,488	9,989	9,946	10,574
State Rep Dist 112	69,721	40,498	58.09	24,781	24,783	23,892	23,900	24,319
State Rep Dist 113	74,239	39,614	53.36	23,279	23,192	22,183	22,132	22,746
State Rep Dist 114	76,956	46,147	59.97	28,397	28,264	27,320	27,364	27,728
County Comm Dist 1	310,470	184,126	59.31	115,455	114,915	111,546	111,629	113,062
County Comm Dist 2	274,007	147,792	53.94	84,191	83,705	80,294	80,293	82,126
County Comm Dist 3	228,587	103,885	45.45	21,126	20,829	19,479	19,390	21,207
County Comm Dist 4	246,789	126,448	51.24	60,745	60,688	58,135	58,026	59,902
JP/Con Pct 1 Pl 1	177,794	105,044	59.08	61,314	60,609	58,750	58,872	59,589
JP/Con Pct 2 Pl 1	142,900	75,605	52.91	45,261	45,394	43,722	43,764	44,669
JP/Con Pct 3 Pl 1	157,207	95,404	60.69	59,477	59,268	57,460	57,434	58,263
Con Pct 4	123,231	64,769	52.56	37,535	37,466	35,782	35,748	36,701
JP/Con Pct 5 Pl 1	174,511	91,405	52.38	49,657	49,283	47,514	47,420	48,652
JP/Con Pct 6 Pl 1	65,191	25,944	39.80	6,674	6,692	6,234	6,210	6,536
Con Pct 7	95,932	47,853	49.88	10,263	10,252	9,549	9,480	10,545
JP/Con Pct 8 Pl 1	123,087	56,227	45.68	11,336	11,173	10,443	10,410	11,342

DALLAS COUNTY GENERAL ELECTION
NOVEMBER 5, 1996

	CRIMINAL DISTRICT JUDGE, COURT NO. 2		CRIMINAL DISTRICT JUDGE, COURT NO. 3		CRIMINAL DISTRICT JUDGE, COURT NO. 4		COUNTY TAX ASSESSOR-COLLECTOR	
	R E P K I N G		R E P F R A N C I S		R E P C R E U Z O T		R E P C H I L D S	
	r e g	b l t s	%					
1101	2,865	1,876	65.48	1,264	1,265	1,294	1,339	
1102	2,939	1,792	60.97	1,146	1,152	1,192	1,242	
1103	2,623	1,788	68.17	1,223	1,229	1,252	1,329	
1104	2,524	1,693	67.08	1,103	1,113	1,141	1,219	
1105	2,244	1,408	62.75	852	852	873	925	
1106	1,574	1,071	68.04	699	696	718	758	
1107	2,773	2,068	74.58	1,441	1,449	1,469	1,550	
1108	2,771	1,673	60.38	951	950	980	1,051	
1109	231	93	40.26	47	47	47	54	
1110	2,265	1,611	71.13	1,082	1,084	1,099	1,170	
1111	2,225	1,523	68.45	944	948	968	1,024	
1112	1,283	690	53.78	397	399	417	447	
1113	905	398	43.98	180	181	183	206	
1114	2,212	1,211	54.75	701	697	714	801	
1115	635	410	64.57	231	232	245	260	
1116	2,946	1,245	42.26	741	737	766	792	
1117	1,215	752	61.89	475	480	507	520	
1118	1,256	801	63.77	470	471	483	513	
1119	2,459	1,471	59.82	814	810	842	882	
1120	870	338	38.85	103	105	124	120	
1121	682	397	58.21	201	201	212	235	
1122	2,456	1,606	65.39	1,095	1,106	1,123	1,167	
1123	2,764	1,772	64.11	1,156	1,162	1,197	1,233	
1124	1,508	965	63.99	580	583	597	651	
1125	306	97	31.70	45	43	45	52	
1126	1,674	999	59.68	483	488	518	552	
1127	1,390	969	69.71	530	531	561	603	
1128	1,013	746	73.64	441	443	459	489	
1129	2,454	1,748	71.23	1,138	1,147	1,203	1,259	
1130	2,489	1,867	75.01	1,228	1,225	1,272	1,350	
1131	1,999	1,539	76.99	1,049	1,056	1,088	1,136	
1132	1,524	959	62.93	563	563	586	607	
1133	1,458	1,095	75.10	746	751	778	827	
1134	1,466	1,075	73.33	650	648	674	706	
1135	1,073	822	76.61	457	459	489	512	

DALLAS COUNTY GENERAL ELECTION
NOVEMBER 5, 1996

	CRIMINAL DISTRICT JUDGE, COURT NO. 2		CRIMINAL DISTRICT JUDGE, COURT NO. 3		CRIMINAL DISTRICT JUDGE, COURT NO. 4		COUNTY TAX ASSESSOR-COLLECTOR	
	R E P K I N G		R E P F R A N C I S		R E P C R E U Z O T		R E P C H I L D S	
	r e g	b l t s	%					
1136	1,471	955	64.92	588	591	604	644	
1137	1,717	1,144	66.63	631	628	659	726	
1138	2,372	1,690	71.25	992	998	1,034	1,126	
1139	1,217	422	34.68	114	115	125	141	
1140	1,936	1,405	72.57	860	857	899	961	
1141	1,211	744	61.44	342	344	378	407	
1142	1,801	1,227	68.13	681	687	721	776	
1143	1,489	1,052	70.65	667	663	687	729	
1144	1,196	863	72.16	558	559	585	608	
1145	521	381	73.13	298	299	307	318	
1146	1,438	1,074	74.69	659	662	697	736	
1147	1,842	1,214	65.91	762	767	794	820	
1148	2,437	1,521	62.41	765	768	797	838	
1149	2,745	1,605	58.47	814	813	882	909	
1150	2,706	1,533	56.65	702	706	781	799	
1151	705	529	75.04	307	304	320	348	
1152	569	165	29.00	22	27	27	30	
1153	1,965	999	50.84	358	357	398	412	
1154	1,488	1,034	69.49	525	528	575	598	
1155	1,912	1,173	61.35	68	62	112	117	
1156	984	597	60.67	203	205	232	263	
1157	2,046	1,494	73.02	940	945	998	1,074	
1158	174	71	40.80	34	34	37	39	
1159	1,226	751	61.26	402	404	420	440	
1160	653	450	68.91	326	326	336	351	
1161	2,241	1,459	65.10	987	984	1,016	1,060	
1162	1,586	1,270	80.08	996	1,001	1,036	1,051	
1163	3,091	2,312	74.80	1,691	1,698	1,753	1,784	
1164	2,580	1,909	73.99	1,429	1,432	1,488	1,517	
1165	1,309	1,018	77.77	779	785	812	817	
1166	1,213	872	71.89	524	523	556	579	
1167	2,731	1,599	58.55	983	977	1,022	1,068	
1168	855	591	69.12	374	373	384	402	
1169	294	7	2.38	4	4	4	4	
1170	1,013	704	69.50	457	459	487	492	

DALLAS COUNTY GENERAL ELECTION
NOVEMBER 5, 1996

			CRIMINAL DISTRICT JUDGE, COURT NO. 2	CRIMINAL DISTRICT JUDGE, COURT NO. 3	CRIMINAL DISTRICT JUDGE, COURT NO. 4	COUNTY TAX ASSESSOR-COLLEC TOR
			R E P K I N G	R E P F R A N C I S	R E P C R E U Z O T	R E P C H I L D S
	r e g	b l t s	%			
1171	3,004	2,032	67.64	1,474	1,470	1,539
1172	2,703	1,756	64.96	1,233	1,232	1,296
1173	2,453	1,169	47.66	753	752	811
1174	1,704	891	52.29	558	559	602
1175	2,767	1,551	56.05	992	992	1,027
1176	2,291	1,689	73.72	1,121	1,129	1,168
1177	3,095	1,584	51.18	887	889	929
1178	1,751	805	45.97	405	407	432
1179	443	215	48.53	97	97	104
1180	2,803	1,441	51.41	825	824	856
1181	1,548	98	6.33	59	59	61
1182	1,399	591	42.24	322	323	337
1183	1,882	1,201	63.82	786	790	815
1184	1,874	964	51.44	590	601	611
1185	1,948	1,226	62.94	783	782	820
1186	2,208	1,409	63.81	859	863	905
1187	1,188	883	74.33	646	653	663
1188	1,935	1,211	62.58	725	723	755
1189	1,206	766	63.52	449	451	474
1190	1,087	380	34.96	194	196	204
1191	2,322	1,282	55.21	479	481	538
1192	11	2	18.18	0	0	0
1193	0	0	0.00	0	0	0
1194	1,260	572	45.40	306	310	313
1195	0	1	0.00	1	1	1
1196	1,850	1,350	72.97	984	981	1,032
1197	1,108	876	79.06	635	634	658
1198	1,847	1,337	72.39	998	993	1,033
1199	2,373	1,378	58.07	812	811	845
1200	3,479	1,945	55.91	1,098	1,099	1,119
1201	1,739	1,108	63.71	699	701	722
1202	2,591	1,593	61.48	1,007	1,008	1,040
1203	1,370	969	70.73	748	754	787
1204	1,907	1,221	64.03	831	837	858
1205	1,831	1,318	71.98	936	936	965

DALLAS COUNTY GENERAL ELECTION
NOVEMBER 5, 1996

	CRIMINAL DISTRICT JUDGE, COURT NO. 2		CRIMINAL DISTRICT JUDGE, COURT NO. 3		CRIMINAL DISTRICT JUDGE, COURT NO. 4		COUNTY TAX ASSESSOR-COLLECTOR
	R E P K I N G		R E P F R A N C I S		R E P C R E U Z O T		R E P C H I L D S
	r e g	b l t s	%				
1206	1,789	1,143	63.89	748	750	766	824
1207	1,251	843	67.39	571	581	596	630
1208	2,004	1,369	68.31	897	898	933	992
1209	2,080	1,306	62.79	744	750	787	825
1210	3,170	1,985	62.62	1,314	1,322	1,363	1,415
1211	2,910	1,331	45.74	777	780	805	819
1212	1,241	803	64.71	624	622	632	657
1213	1,005	401	39.90	110	110	123	143
1214	2,793	1,536	54.99	989	988	998	1,051
1215	210	90	42.86	56	55	53	55
1216	626	421	67.25	212	210	223	234
1217	347	195	56.20	109	107	110	118
1218	859	502	58.44	276	274	284	310
1219	1,505	1,146	76.15	713	714	745	791
1220	1,680	1,008	60.00	622	625	640	683
1221	1,821	806	44.26	432	433	456	475
1222	2,588	1,618	62.52	1,069	1,072	1,089	1,138
1223	2,533	1,622	64.03	1,038	1,042	1,074	1,133
1224	2,434	1,553	63.80	1,050	1,053	1,079	1,111
1225	2,648	1,434	54.15	878	881	911	933
1226	1,986	980	49.35	621	621	637	642
1227	2,304	1,640	71.18	1,087	1,084	1,127	1,168
1228	2,488	1,492	59.97	958	956	986	1,027
1229	886	439	49.55	266	266	270	280
1230	1,601	977	61.02	617	613	629	658
1231	2,709	1,350	49.83	848	850	862	887
1232	3,239	1,387	42.82	779	787	809	838
1233	718	201	27.99	69	67	69	77
1234	2	2	100.00	1	1	1	1
1235	2,558	1,609	62.90	1,112	1,114	1,141	1,159
1236	1,091	640	58.66	436	439	450	477
1237	2,755	1,329	48.24	901	897	915	939
1238	3,824	2,072	54.18	1,273	1,256	1,297	1,342
1239	14	1	7.14	1	1	1	1
1240	49	38	77.55	20	21	20	23

** COMBINED OFFICIAL CANVASS **

DALLAS COUNTY GENERAL ELECTION
NOVEMBER 5, 1996

	CRIMINAL DISTRICT JUDGE, COURT NO. 2		CRIMINAL DISTRICT JUDGE, COURT NO. 3		CRIMINAL DISTRICT JUDGE, COURT NO. 4		COUNTY TAX ASSESSOR-COLLECTOR	
	K I N G		R E P U B L I C A N S		R E P U B L I C A N S		R E P U B L I C A N S	
reg	blts	%						
1241	8	36	450.00	1	1	1	1	1
1242	708	367	51.84	217	218	225	233	233
1243	463	252	54.43	131	132	138	150	150
1244	348	200	57.47	99	99	104	117	117
1245	78	44	56.41	23	23	22	24	24
1246	0	0	0.00	0	0	0	0	0
1247	147	66	44.90	35	34	34	36	36
1248	3	1	33.33	1	1	1	1	1
1249	155	113	72.90	89	89	91	96	96
1250	21	14	66.67	8	8	8	8	8
1251	252	71	28.17	14	12	14	16	16
1252	573	241	42.06	120	120	123	129	129
1253	85	47	55.29	21	21	22	23	23
1254	366	211	57.65	114	112	115	135	135
1255	207	64	30.92	24	25	28	31	31
1256	34	21	61.76	3	3	3	6	6
1257	61	40	65.57	23	23	25	26	26
1258	929	568	61.14	361	363	377	390	390
1259	112	80	71.43	48	48	50	52	52
1260	559	310	55.46	185	185	193	203	203
1261	147	48	32.65	22	22	22	24	24
1262	200	45	22.50	20	19	21	22	22
1263	0	0	0.00	0	0	0	0	0
1264	550	260	47.27	88	88	97	111	111
1265	7	4	57.14	2	2	2	2	2
1266	0	1	0.00	1	1	1	1	1
1267	190	85	44.74	34	34	34	36	36
1268	2,441	1,536	62.93	1,075	1,086	1,088	1,124	1,124
1269	87	37	42.53	18	18	19	20	20
1270	974	365	37.47	139	134	139	155	155
1271	3	1	33.33	0	0	1	0	0
1272	385	169	43.90	67	68	72	76	76
1273	8	2	25.00	0	0	0	0	0
1274	1,262	685	54.28	384	384	398	417	417
1275	6	1	16.67	1	1	1	1	1

** COMBINED OFFICIAL CANVASS **

DALLAS COUNTY GENERAL ELECTION
NOVEMBER 5, 1996

	CRIMINAL DISTRICT JUDGE, COURT NO. 2		CRIMINAL DISTRICT JUDGE, COURT NO. 3		CRIMINAL DISTRICT JUDGE, COURT NO. 4		COUNTY TAX ASSESSOR-COLLECTOR	
	REG	REGS	%	REGS	REGS	REGS	REGS	REGS
1276	337	237	70.33	167	168	174	183	
1277	1,098	490	44.63	213	211	217	226	
1278	0	0	0.00	0	0	0	0	
1279	155	95	61.29	28	27	30	34	
1280	1,574	1,084	68.87	697	699	724	742	
1281	1,067	613	57.45	360	360	370	394	
1282	1,004	590	58.76	327	326	340	355	
1283	251	91	36.25	22	24	24	28	
1284	80	34	42.50	14	14	19	15	
1285	429	213	49.65	113	110	122	121	
1286	996	270	27.11	182	180	187	202	
1287	1,477	1,092	73.93	733	739	772	801	
1288	280	209	74.64	150	151	159	161	
1289	3	2	66.67	2	2	2	2	
1290	378	279	73.81	206	204	219	220	
1291	0	0	0.00	0	0	0	0	
1292	1,806	641	35.49	187	186	214	209	
1293	222	98	44.14	54	54	55	59	
1294	0	49	0.00	23	23	24	23	
1295	1,251	446	35.65	160	158	168	173	
1296	1,043	253	24.26	91	91	99	102	
1297	545	213	39.08	90	86	93	99	
1298	1,431	581	40.60	234	236	260	281	
1299	600	296	49.33	118	118	127	141	
1300	11	5	45.45	3	3	3	3	
1301	234	114	48.72	51	49	52	57	
1302	1,506	263	17.46	158	157	161	171	
1303	1,389	693	49.89	393	396	420	415	
1304	184	507	275.54	241	248	254	257	
1305	807	342	42.38	151	153	161	167	
1306	644	403	62.58	267	268	276	288	
1307	21	17	80.95	9	10	11	11	
1308	844	632	74.88	421	422	439	458	
1309	677	250	36.93	92	91	102	107	
1310	63	51	80.95	36	36	37	41	

DALLAS COUNTY GENERAL ELECTION
NOVEMBER 5, 1996

	CRIMINAL DISTRICT JUDGE, COURT NO. 2		CRIMINAL DISTRICT JUDGE, COURT NO. 3		CRIMINAL DISTRICT JUDGE, COURT NO. 4		COUNTY TAX ASSESSOR-COLLECTOR	
	R E P U B L I C A N S		R E P U B L I C A N S		R E P U B L I C A N S		R E P U B L I C A N S	
reg	blts	%	NG	IS	OT	TS	SD	DS
1311	145	13	8.97	3	3	4	3	
1312	850	633	74.47	463	465	470	498	
1313	4	1	25.00	0	0	0	0	
1314	33	14	42.42	6	6	6	6	
1315	62	37	59.68	25	24	25	27	
1316	995	652	65.53	388	390	399	440	
1317	951	636	66.88	271	271	295	314	
1318	372	271	72.85	164	164	167	181	
1319	2	1	50.00	1	1	1	1	
1320	491	324	65.99	198	200	200	206	
1321	0	0	0.00	0	0	0	0	
1322	1,684	628	37.29	322	317	328	344	
1323	155	106	68.39	78	78	79	82	
1324	685	303	44.23	142	145	152	167	
1325	222	86	38.74	49	48	52	50	
1326	507	292	57.59	175	177	179	179	
1327	5	2	40.00	0	0	0	0	
1328	585	352	60.17	158	160	167	194	
1329	2,626	1,582	60.24	1,021	1,024	1,046	1,098	
1330	129	93	72.09	53	53	58	62	
1331	1,670	1,016	60.84	585	590	614	672	
1332	95	19	20.00	7	6	6	6	
1333	13	4	30.77	1	1	1	2	
1334	93	29	31.18	16	16	16	17	
1335	730	99	13.56	49	49	49	51	
1336	407	207	50.86	69	68	73	85	
1337	139	62	44.60	22	23	23	28	
1338	431	218	50.58	74	76	79	95	
1339	304	162	53.29	65	67	69	81	
1340	473	349	73.78	225	226	238	249	
1341	848	533	62.85	292	295	305	321	
1342	191	127	66.49	80	79	86	85	
1343	815	553	67.85	360	360	381	392	
1344	347	240	69.16	143	142	158	157	
1345	1,098	631	57.47	351	351	361	376	

** COMBINED OFFICIAL CANVASS **

DALLAS COUNTY GENERAL ELECTION
NOVEMBER 5, 1996

			CRIMINAL DISTRICT JUDGE, COURT NO. 2	CRIMINAL DISTRICT JUDGE, COURT NO. 3	CRIMINAL DISTRICT JUDGE, COURT NO. 4	COUNTY TAX ASSESSOR-COLLEC TOR	
			R E P U B L I C A N S	R E P U B L I C A N S	R E P U B L I C A N S	R E P U B L I C A N S	
reg	blts	%	NG	IS	OT	SD	
1346	270	155	57.41	68	69	71	81
1347	551	400	72.60	282	284	295	306
1348	291	94	32.30	30	30	31	35
1349	93	53	56.99	17	18	23	26
1350	468	279	59.62	173	176	183	185
1351	28	23	82.14	17	17	17	19
1352	136	78	57.35	36	37	38	40
1353	188	95	50.53	30	29	33	35
1354	194	90	46.39	30	31	31	32
1355	557	248	44.52	73	75	78	86
1356	440	221	50.23	115	115	120	129
1357	234	88	37.61	45	45	45	49
1358	439	182	41.46	103	101	106	109
1359	395	142	35.95	60	61	63	78
1360	464	234	50.43	126	124	128	131
1361	1,133	550	48.54	174	173	203	197
1362	1,059	364	34.37	176	177	185	193
1363	12	8	66.67	5	5	6	6
1364	1,441	909	63.08	459	461	483	523
1365	4	3	75.00	3	3	3	3
1366	369	149	40.38	89	88	94	92
1367	700	271	38.71	171	173	176	179
1368	0	0	0.00	0	0	0	0
1369	1,483	753	50.78	334	334	360	380
1370	1,113	736	66.13	518	519	535	547
1371	2,392	1,118	46.74	718	719	733	757
1372	1,583	985	62.22	613	619	635	667
2201	1,275	738	57.88	450	447	457	508
2202	1,238	732	59.13	460	463	467	506
2203	3,071	1,726	56.20	1,075	1,080	1,109	1,198
2204	86	44	51.16	21	20	21	26
2205	1,399	794	56.75	450	454	468	509
2206	582	151	25.95	42	41	43	52
2207	2,374	752	31.68	402	400	416	448
2208	1,971	1,028	52.16	485	479	498	574

** COMBINED OFFICIAL CANVASS **

DALLAS COUNTY GENERAL ELECTION
NOVEMBER 5, 1996

			CRIMINAL DISTRICT JUDGE, COURT NO. 2	CRIMINAL DISTRICT JUDGE, COURT NO. 3	CRIMINAL DISTRICT JUDGE, COURT NO. 4	COUNTY TAX ASSESSOR-COLLEC TOR	
			R E P K I N G	R E P F R A N C I S	R E P C R E U Z O T	R E P C H I L D S	
	r e g	b l t s	%				
2209	2,936	1,822	62.06	1,173	1,172	1,203	1,292
2210	853	643	75.38	432	431	460	489
2211	981	611	62.28	322	315	324	374
2212	1,859	1,117	60.09	601	597	623	695
2213	2,012	670	33.30	283	277	291	338
2214	1,594	884	55.46	445	445	454	525
2215	1,182	607	51.35	48	49	59	69
2216	2,969	1,389	46.78	669	677	711	779
2217	2,318	1,677	72.35	1,146	1,147	1,173	1,227
2218	1,809	1,252	69.21	774	771	818	870
2219	1,575	1,041	66.10	603	607	626	651
2220	3,011	1,575	52.31	805	798	841	933
2221	2,366	1,230	51.99	711	708	725	808
2222	2,278	1,501	65.89	1,009	1,008	1,033	1,093
2223	2,432	1,636	67.27	877	876	921	1,001
2224	2,486	1,786	71.84	1,105	1,104	1,153	1,240
2225	1,364	752	55.13	359	362	373	426
2226	1,468	687	46.80	281	279	302	324
2227	1,022	689	67.42	362	367	393	423
2228	2,392	1,436	60.03	815	819	864	918
2229	966	672	69.57	382	380	406	437
2230	1,340	655	48.88	292	292	310	354
2231	775	507	65.42	254	257	278	317
2232	2,188	1,195	54.62	542	547	577	660
2233	1,100	651	59.18	343	341	348	393
2234	2,938	1,569	53.40	791	795	821	947
2235	2,929	1,435	48.99	785	773	819	892
2236	2,763	1,201	43.47	642	639	665	699
2237	1,412	886	62.75	634	642	653	682
2238	1,573	785	49.90	384	382	408	426
2239	2,254	841	37.31	364	357	391	401
2240	847	479	56.55	221	218	236	247
2241	1,127	686	60.87	414	420	441	458
2242	1,803	1,278	70.88	736	743	806	831
2243	2,631	1,870	71.08	1,068	1,069	1,145	1,191

** COMBINED OFFICIAL CANVASS **

DALLAS COUNTY GENERAL ELECTION
NOVEMBER 5, 1996

	CRIMINAL DISTRICT JUDGE, COURT NO. 2		CRIMINAL DISTRICT JUDGE, COURT NO. 3		CRIMINAL DISTRICT JUDGE, COURT NO. 4		COUNTY TAX ASSESSOR-COLLECTOR	
	REG	REG %	REG	REG %	REG	REG %	REG	REG %
2244	321	221	68.85	113	112	120	134	
2245	1,489	677	45.47	345	345	372	386	
2246	1,832	942	51.42	434	435	461	533	
2247	1,365	839	61.47	503	499	517	557	
2248	1,692	666	39.36	309	301	318	359	
2249	976	614	62.91	400	395	412	459	
2250	2,462	1,343	54.55	709	708	749	810	
2251	296	192	64.86	94	91	98	103	
2252	175	132	75.43	76	77	81	84	
2253	999	616	61.66	314	310	334	375	
2254	1,156	721	62.37	378	370	384	442	
2255	2,399	1,251	52.15	719	714	747	804	
2256	58	28	48.28	7	7	8	8	
2257	859	490	57.04	283	279	287	334	
2258	1,487	768	51.65	415	408	424	482	
2259	2,536	1,482	58.44	835	837	880	957	
2260	2,721	1,595	58.62	909	917	947	988	
2261	2,061	1,036	50.27	507	511	531	589	
2262	983	716	72.84	491	491	512	525	
2263	1,651	958	58.03	473	475	503	560	
2264	1,621	561	34.61	229	226	237	252	
2265	1,253	762	60.81	470	470	490	520	
2266	1,316	1,018	77.36	658	661	696	737	
2267	1,217	594	48.81	304	300	321	357	
2268	1,766	999	56.57	506	500	521	582	
2269	2,926	1,433	48.97	740	733	768	855	
2270	3,036	1,254	41.30	666	664	684	747	
2271	1,258	924	73.45	603	604	638	651	
2272	2,166	1,058	48.85	496	491	525	565	
2273	2,059	1,371	66.59	709	710	753	784	
2274	2,981	1,646	55.22	918	911	957	1,042	
2275	2,807	1,427	50.84	717	717	758	817	
2276	1,208	818	67.72	488	487	520	547	
2277	2,677	1,861	69.52	1,050	1,051	1,112	1,193	
2278	1,397	740	52.97	362	365	385	416	

DALLAS COUNTY GENERAL ELECTION
NOVEMBER 5, 1996

			CRIMINAL DISTRICT JUDGE, COURT NO. 2	CRIMINAL DISTRICT JUDGE, COURT NO. 3	CRIMINAL DISTRICT JUDGE, COURT NO. 4	COUNTY TAX ASSESSOR-COLLEC TOR	
	REG	REG	%	REG	REG	REG	
2279	3,408	1,893	55.55	1,047	1,046	1,082	1,155
2280	3,804	1,955	51.39	991	988	1,047	1,109
2281	1,170	530	45.30	269	269	289	326
2282	1,891	904	47.81	457	456	477	535
2283	2,889	1,736	60.09	1,021	1,024	1,067	1,138
2284	2,692	1,546	57.43	894	894	931	994
2285	1,994	1,090	54.66	574	575	600	650
2286	3,687	1,963	53.24	1,160	1,161	1,199	1,282
2287	2,614	1,218	46.60	612	606	638	688
2288	2,273	1,274	56.05	727	720	758	830
2289	344	168	48.84	88	87	89	104
2290	219	67	30.59	8	9	13	13
2291	226	92	40.71	48	50	47	54
2292	181	60	33.15	23	23	25	28
2293	414	165	39.86	77	75	77	93
2294	1,736	848	48.85	482	481	500	530
2295	1,327	558	42.05	207	207	224	266
2296	707	469	66.34	271	270	282	303
2297	2,423	1,581	65.25	971	972	1,007	1,052
2298	2,308	1,240	53.73	675	675	699	748
2299	2,706	1,597	59.02	965	960	999	1,077
2300	470	290	61.70	122	124	133	161
2301	2,421	1,545	63.82	947	937	974	1,064
2302	2,197	1,148	52.25	638	640	672	705
2303	2,739	1,210	44.18	597	603	645	688
2304	2,834	1,614	56.95	1,034	1,035	1,065	1,107
2305	1,964	1,066	54.28	569	563	592	640
2306	2,157	1,287	59.67	771	764	803	853
2307	2,217	1,094	49.35	385	378	422	471
2308	2,627	936	35.63	396	393	430	443
2309	2,620	1,653	63.09	1,056	1,056	1,107	1,145
2310	1,334	403	30.21	128	127	140	149
2311	1,976	1,281	64.83	827	827	868	902
2312	23	10	43.48	8	8	8	8
2313	2,181	1,457	66.80	884	891	915	972

DALLAS COUNTY GENERAL ELECTION
NOVEMBER 5, 1996

	CRIMINAL DISTRICT JUDGE, COURT NO. 2		CRIMINAL DISTRICT JUDGE, COURT NO. 3		CRIMINAL DISTRICT JUDGE, COURT NO. 4		COUNTY TAX ASSESSOR-COLLECTOR
	R E P K I N G		R E P F R A N C I S		R E P C R E U Z O T		R E P C H I L D S
reg	blts	%					
2314	2,298	1,064	46.30	521	527	549	600
2315	2,715	1,051	38.71	581	574	597	631
2316	2,169	1,176	54.22	677	674	712	754
2317	2,651	1,359	51.26	755	758	788	819
2318	2,081	1,247	59.92	729	726	746	806
2319	2,531	875	34.57	277	278	303	318
2320	334	165	49.40	70	69	75	83
2321	357	55	15.41	2	2	4	2
2322	1,581	832	52.62	436	434	459	517
2323	1,374	601	43.74	256	255	276	314
2324	2,095	581	27.73	334	335	349	374
2325	2,514	1,179	46.90	606	611	637	698
2326	1,409	832	59.05	486	487	513	556
2327	2,867	1,654	57.69	971	972	1,012	1,080
2328	1,042	470	45.11	87	86	117	126
2329	2,128	1,245	58.51	714	718	752	812
2330	218	87	39.91	27	25	33	29
2331	32	6	18.75	4	4	4	5
2332	5	2	40.00	1	1	1	1
2333	169	56	33.14	22	20	23	23
2334	860	380	44.19	161	160	171	182
2335	257	99	38.52	36	34	39	39
2336	247	88	35.63	43	42	48	45
2337	257	134	52.14	77	76	79	83
2338	268	116	43.28	52	50	55	56
2339	842	288	34.20	98	95	103	114
2340	105	52	49.52	5	6	5	6
2341	363	180	49.59	49	46	57	57
2342	878	346	39.41	139	134	146	158
2343	622	231	37.14	81	84	97	96
2344	554	266	48.01	118	114	130	129
2345	372	149	40.05	44	43	51	51
2346	1,034	816	78.92	575	570	601	612
2347	0	212	0.00	49	46	57	65
2348	1,083	474	43.77	184	184	192	225

** COMBINED OFFICIAL CANVASS **

DALLAS COUNTY GENERAL ELECTION
NOVEMBER 5, 1996

			CRIMINAL DISTRICT JUDGE, COURT NO. 2	CRIMINAL DISTRICT JUDGE, COURT NO. 3	CRIMINAL DISTRICT JUDGE, COURT NO. 4	COUNTY TAX ASSESSOR-COLLEC TOR	
			R E P U B L I C A N S	R E P U B L I C A N S	R E P U B L I C A N S	R E P U B L I C A N S	
r e g i s t r a t i o n	b l o c k n u m b e r	%					
2349	583	241	41.34	109	105	110	131
2350	1,080	440	40.74	211	211	226	252
2351	2,034	865	42.53	395	398	414	490
2352	0	0	0.00	0	0	0	0
2353	330	219	66.36	146	145	146	156
2354	61	50	81.97	36	36	36	40
2355	570	384	67.37	235	233	241	275
2356	129	49	37.98	31	31	34	38
2357	696	374	53.74	204	207	217	235
2358	692	327	47.25	167	166	175	203
2359	921	458	49.73	177	179	200	225
2360	743	124	16.69	27	27	36	33
2361	128	24	18.75	10	10	10	13
2362	614	396	64.50	183	180	200	222
2363	318	172	54.09	86	85	88	95
2364	0	0	0.00	0	0	0	0
2365	75	54	72.00	28	29	30	34
2366	12	6	50.00	5	5	5	5
2367	256	175	68.36	92	93	93	105
2368	158	109	68.99	74	74	76	83
2369	0	0	0.00	0	0	0	0
2370	277	133	48.01	47	46	49	53
2371	287	178	62.02	98	98	104	107
2372	1,409	767	54.44	533	525	539	579
2373	1,145	818	71.44	582	584	596	634
2374	269	140	52.04	66	66	66	70
2375	298	105	35.23	28	30	34	34
2376	0	2	0.00	1	1	1	1
2377	119	62	52.10	21	22	22	27
2378	253	123	48.62	53	55	55	62
2379	1	0	0.00	0	0	0	0
2380	1,638	924	56.41	437	439	489	507
2381	692	488	70.52	277	276	301	314
2382	97	71	73.20	36	37	42	41
2383	157	73	46.50	45	46	47	51

DALLAS COUNTY GENERAL ELECTION
NOVEMBER 5, 1996

	CRIMINAL DISTRICT JUDGE, COURT NO. 2		CRIMINAL DISTRICT JUDGE, COURT NO. 3		CRIMINAL DISTRICT JUDGE, COURT NO. 4		COUNTY TAX ASSESSOR-COLLECTOR
	R E P U B L I C A N S		R E P U B L I C A N S		R E P U B L I C A N S		R E P U B L I C A N S
REG	REG	%	REG	REG	REG	REG	REG
2384	2,473	1,296	52.41	709	706	739	790
2385	2,478	1,140	46.00	735	735	755	799
2386	1,837	973	52.97	572	573	598	633
2387	2,527	1,422	56.27	769	777	818	873
2388	3,759	2,315	61.59	1,371	1,373	1,432	1,540
2389	80	51	63.75	29	29	29	34
2390	0	1	0.00	0	0	0	0
2391	30	14	46.67	6	6	7	8
2392	30	7	23.33	3	3	3	3
2393	1,792	881	49.16	390	389	413	486
2394	1,055	450	42.65	240	243	246	275
2395	1,082	537	49.63	303	301	305	333
2396	982	605	61.61	345	346	363	373
3301	1,150	380	33.04	74	73	85	98
3302	545	293	53.76	87	88	100	116
3303	508	207	40.75	24	25	31	33
3304	1,071	416	38.84	86	87	103	101
3305	1,153	481	41.72	11	10	27	34
3306	1,116	601	53.85	261	257	293	284
3307	1,464	346	23.63	90	88	108	115
3308	3	5	166.67	2	2	2	2
3309	864	334	38.66	16	16	27	31
3310	1,516	155	10.22	65	67	71	69
3311	709	275	38.79	70	68	76	88
3312	2,882	998	34.63	294	294	330	351
3313	287	124	43.21	49	47	49	52
3314	2,585	1,274	49.28	72	69	128	158
3315	2,267	994	43.85	19	17	36	65
3316	217	83	38.25	4	4	6	6
3317	421	52	12.35	7	8	9	8
3318	2,260	1,027	45.44	33	31	74	68
3319	2,498	911	36.47	24	23	50	38
3320	796	320	40.20	11	10	17	19
3321	1,031	436	42.29	13	14	34	40
3322	1,507	702	46.58	22	19	41	43

** COMBINED OFFICIAL CANVASS **

DALLAS COUNTY GENERAL ELECTION
NOVEMBER 5, 1996

	CRIMINAL DISTRICT JUDGE, COURT NO. 2		CRIMINAL DISTRICT JUDGE, COURT NO. 3		CRIMINAL DISTRICT JUDGE, COURT NO. 4		COUNTY TAX ASSESSOR-COLLECTOR	
	R E P K I N G		R E P F R A N C I S		R E P C R E U Z O T		R E P C H I L D S	
	r e g	b l t s	%	%	%	%	%	%
3323	946	390	41.23	18	21	27	25	
3324	1,133	527	46.51	9	9	18	26	
3325	1,714	742	43.29	16	14	49	49	
3326	942	292	31.00	5	4	12	12	
3327	327	182	55.66	48	46	57	76	
3328	1,137	514	45.21	81	79	107	114	
3329	1,322	619	46.82	134	134	150	191	
3330	1,971	1,056	53.58	355	358	384	491	
3331	2,350	1,151	48.98	373	374	404	501	
3332	520	263	50.58	9	9	21	26	
3333	1,468	678	46.19	28	24	50	43	
3334	1,106	590	53.35	25	24	62	54	
3335	2,105	966	45.89	33	29	54	54	
3336	1,754	728	41.51	11	12	40	36	
3337	3,030	1,455	48.02	42	41	109	105	
3338	1,811	929	51.30	24	21	59	52	
3339	123	66	53.66	10	12	16	22	
3340	2,007	863	43.00	171	168	201	255	
3341	350	177	50.57	10	9	14	19	
3342	446	171	38.34	52	50	59	76	
3343	2,861	1,326	46.35	241	240	315	373	
3344	1,825	768	42.08	196	192	214	270	
3345	870	352	40.46	43	44	64	87	
3346	2,080	773	37.16	292	290	315	377	
3347	2,812	1,132	40.26	578	579	606	687	
3348	1,475	602	40.81	22	23	40	45	
3349	510	180	35.29	14	13	20	23	
3350	477	200	41.93	38	36	41	47	
3351	61	23	37.70	2	2	3	3	
3352	868	483	55.65	162	164	182	221	
3353	948	358	37.76	38	41	47	76	
3354	1,179	547	46.40	185	185	195	245	
3355	1,887	853	45.20	321	325	358	432	
3356	2,798	1,402	50.11	62	58	100	108	
3357	1,814	902	49.72	41	38	67	78	

** COMBINED OFFICIAL CANVASS **

DALLAS COUNTY GENERAL ELECTION
NOVEMBER 5, 1996

	CRIMINAL DISTRICT JUDGE, COURT NO. 2		CRIMINAL DISTRICT JUDGE, COURT NO. 3		CRIMINAL DISTRICT JUDGE, COURT NO. 4		COUNTY TAX ASSESSOR-COLLECTOR
	R E P U B L I C A N S		R E P U B L I C A N S		R E P U B L I C A N S		R E P U B L I C A N S
REG	REG	%	REG	%	REG	%	REG
3358	822	334	40.63	121	115	121	164
3359	891	384	43.10	155	160	169	204
3360	2,750	1,256	45.67	619	615	635	782
3361	277	138	49.82	19	18	23	32
3362	1,247	488	39.13	22	19	38	45
3363	2,742	1,341	48.91	37	39	92	83
3364	527	150	28.46	36	36	42	44
3365	338	156	46.15	55	54	55	77
3366	492	110	22.36	2	2	5	2
3367	2,258	1,361	60.27	75	68	160	154
3368	1,488	856	57.53	31	31	65	62
3369	2,705	1,095	40.48	77	79	117	149
3370	1,453	657	45.22	187	187	199	274
3371	1,510	672	44.50	37	38	67	65
3372	2,461	1,049	42.62	36	37	67	76
3373	3,152	1,626	51.59	694	690	780	796
3374	2,775	1,476	53.19	55	49	132	114
3375	2,674	1,175	43.94	32	29	69	64
3376	1,947	788	40.47	23	22	48	51
3377	1,222	556	45.50	14	16	37	37
3378	2,124	795	37.43	29	31	51	68
3379	463	206	44.49	7	5	15	21
3380	1,214	586	48.27	23	26	44	55
3381	1,070	456	42.62	17	16	32	44
3382	2,141	1,029	48.06	88	92	139	144
3383	2,280	1,079	47.32	54	50	119	103
3384	1,978	1,097	55.46	80	82	181	160
3385	1,070	431	40.28	9	11	25	24
3386	884	434	49.10	216	221	234	236
3387	48	8	16.67	3	3	4	3
3388	256	87	33.98	26	26	30	27
3389	1,240	682	55.00	63	59	110	110
3390	576	246	42.71	11	11	13	17
3391	610	396	64.92	165	163	182	200
3392	1,501	697	46.44	33	30	58	70

** COMBINED OFFICIAL CANVASS **

DALLAS COUNTY GENERAL ELECTION
NOVEMBER 5, 1996

	REGISTRATION		CRIMINAL DISTRICT JUDGE, COURT NO. 2	CRIMINAL DISTRICT JUDGE, COURT NO. 3	CRIMINAL DISTRICT JUDGE, COURT NO. 4	COUNTY TAX ASSESSOR-COLLECTOR	
	REGISTRATION	%	REGISTRATION	REGISTRATION	REGISTRATION	REGISTRATION	
3393	1,698	650	38.28	305	302	323	376
3394	1,777	1,061	59.71	29	25	71	58
3395	44	6	13.64	1	1	2	1
3396	1,497	820	54.78	370	368	414	419
3397	1,328	677	50.98	27	27	56	67
3398	235	95	40.43	31	31	34	43
3399	1,515	729	48.12	300	304	340	352
3400	472	128	27.12	16	16	19	27
3401	548	280	51.09	84	85	90	112
3402	528	212	40.15	42	42	50	61
3403	17	16	94.12	4	4	6	5
3404	756	509	67.33	251	253	281	320
3405	1,206	459	38.06	95	99	117	126
3406	2,038	1,287	63.15	661	663	701	794
3407	802	578	72.07	299	294	305	363
3408	170	76	44.71	28	28	36	34
3409	3	2	66.67	1	1	1	1
3410	1,132	666	58.83	182	186	228	248
3411	110	71	64.55	20	19	23	23
3412	2,347	1,512	64.42	617	623	693	766
3413	423	254	60.05	88	85	105	110
3414	618	348	56.31	67	68	93	111
3415	139	78	56.12	19	22	22	34
3416	497	190	38.23	37	34	51	47
3417	3	3	100.00	1	1	1	1
3418	189	92	48.68	19	20	24	29
3419	317	208	65.62	121	122	124	140
3420	197	38	19.29	11	11	12	12
3421	314	179	57.01	33	31	39	53
3422	43	10	23.26	0	1	1	2
3423	1	1	100.00	0	0	0	0
3424	632	215	34.02	6	6	13	24
3425	1,044	562	53.83	213	215	239	254
3426	0	0	0.00	0	0	0	0
3427	146	41	28.08	1	2	1	1

DALLAS COUNTY GENERAL ELECTION
NOVEMBER 5, 1996

			CRIMINAL DISTRICT JUDGE, COURT NO. 2	CRIMINAL DISTRICT JUDGE, COURT NO. 3	CRIMINAL DISTRICT JUDGE, COURT NO. 4	COUNTY TAX ASSESSOR-COLLEC TOR	
			R E P K I N G	R E P F R A N C I S	R E P C R E U Z O T	R E P C H I L D S	
r e g	b l t s	%					
3428	968	276	28.51	5	5	10	11
3429	778	267	34.32	13	10	19	28
3430	259	78	30.12	8	8	10	12
3431	488	152	31.15	11	10	14	17
3432	10	6	60.00	0	0	1	0
3433	3	2	66.67	0	0	0	1
3434	1,712	766	44.74	176	174	202	252
3435	1,529	635	41.53	10	9	25	27
3436	81	29	35.80	15	14	15	18
3437	714	427	59.80	15	16	36	33
3438	1,605	458	28.54	100	104	125	140
3439	109	57	52.29	19	21	27	25
3440	33	4	12.12	1	1	1	2
3441	164	75	45.73	11	11	14	20
3442	42	12	28.57	2	2	3	3
3443	1,557	826	53.05	371	367	410	393
3444	1,928	998	51.76	69	69	106	118
3445	1,515	844	55.71	65	68	100	119
3446	6	2	33.33	0	0	0	0
3447	520	265	50.96	122	122	136	141
3448	1,285	593	46.15	28	25	53	66
3449	245	90	36.73	17	17	22	21
3450	29	26	89.66	14	13	15	16
3451	418	258	61.72	164	164	171	180
3452	308	106	34.42	34	32	34	38
3453	1,489	814	54.67	270	273	294	309
3454	172	63	36.63	5	4	5	8
3455	412	154	37.38	8	9	11	19
3456	98	36	36.73	14	15	15	19
3457	222	93	41.89	35	35	39	49
3458	341	148	43.40	42	43	48	56
3459	288	111	38.54	4	3	5	9
3460	235	65	27.66	8	9	10	12
3461	183	13	7.10	5	6	6	6
3462	22	1	4.55	0	0	0	0

** COMBINED OFFICIAL CANVASS **

DALLAS COUNTY GENERAL ELECTION
NOVEMBER 5, 1996

	CRIMINAL DISTRICT JUDGE, COURT NO. 2		CRIMINAL DISTRICT JUDGE, COURT NO. 3		CRIMINAL DISTRICT JUDGE, COURT NO. 4		COUNTY TAX ASSESSOR-COLLECTOR	
	R E P K I N G		R E P F R A N C I S		R E P C R E U Z O T		R E P C H I L D S	
reg	blts	%						
3463	803	234	29.14	66	67	78	78	
3464	729	199	27.30	12	11	19	16	
3465	247	98	39.68	23	23	27	36	
3466	703	282	40.11	163	163	165	175	
3467	232	98	42.24	16	15	22	20	
3468	823	253	30.74	37	42	49	61	
3469	6	0	0.00	0	0	0	0	
3470	9	5	55.56	5	5	5	5	
3471	887	300	33.82	57	58	62	79	
3472	792	416	52.53	75	77	103	114	
3473	882	505	57.26	146	149	169	206	
3474	270	100	37.04	14	13	19	22	
3475	106	72	67.92	27	27	33	35	
3476	1,028	459	44.65	46	48	67	66	
3477	315	145	46.03	27	29	36	39	
3478	1,781	996	55.92	248	252	333	353	
3479	362	216	59.67	45	46	64	65	
3480	3,248	1,446	44.52	197	196	299	309	
3481	2,136	959	44.90	88	87	164	154	
3482	2,476	1,653	66.76	213	209	345	382	
3483	2,280	1,468	64.39	266	261	414	382	
3484	2,389	1,319	55.21	148	142	235	266	
3485	2,287	1,545	67.56	269	268	375	387	
3486	2,383	976	40.96	471	471	512	518	
3487	702	250	35.61	10	10	20	30	
3488	1,860	816	43.87	32	28	48	61	
3489	1,007	351	34.86	17	15	27	35	
3490	410	134	32.68	8	7	13	12	
3491	236	70	29.66	23	23	27	35	
3492	281	144	51.25	6	6	9	10	
3493	278	140	50.36	7	6	12	14	
3494	0	1	0.00	0	0	0	0	
3495	741	292	39.41	6	7	14	10	
3496	13	0	0.00	0	0	0	0	
3497	222	59	26.58	3	4	4	8	

** COMBINED OFFICIAL CANVASS **

DALLAS COUNTY GENERAL ELECTION
NOVEMBER 5, 1996

	CRIMINAL DISTRICT JUDGE, COURT NO. 2		CRIMINAL DISTRICT JUDGE, COURT NO. 3		CRIMINAL DISTRICT JUDGE, COURT NO. 4		COUNTY TAX ASSESSOR-COLLECTOR	
REG	REG	%	REG	REG	REG	REG	REG	REG
3498	248	139	56.05	40	41	43	52	
3499	1,262	322	25.52	21	21	32	30	
3500	224	26	11.61	7	6	9	8	
3501	414	128	30.92	28	27	32	38	
3502	97	4	4.12	2	2	2	2	
3503	442	259	58.60	84	84	93	111	
3504	134	68	50.75	25	25	28	33	
3505	182	84	46.15	13	12	19	24	
3506	478	223	46.65	50	49	59	80	
3507	70	46	65.71	11	10	11	18	
3508	230	108	46.96	6	6	13	12	
3509	174	49	28.16	7	8	9	15	
3510	57	23	40.35	7	7	7	13	
3511	137	70	51.09	17	17	22	23	
3512	0	0	0.00	0	0	0	0	
3513	2	0	0.00	0	0	0	0	
3514	390	179	45.90	55	55	60	73	
3515	290	169	58.28	73	73	77	77	
3516	659	228	34.60	38	35	42	56	
3517	48	12	25.00	1	1	1	2	
3518	224	44	19.64	10	9	9	12	
3519	1	0	0.00	0	0	0	0	
3520	269	168	62.45	34	34	46	44	
3521	541	191	35.30	63	64	69	92	
3522	314	127	40.45	36	37	41	56	
3523	945	370	39.15	66	64	90	92	
3524	236	31	13.14	8	8	8	10	
3525	3	1	33.33	0	0	0	0	
3526	853	351	41.15	76	74	89	109	
3527	350	154	44.00	40	36	45	59	
3528	147	52	35.37	23	22	27	27	
3529	95	43	45.26	18	17	22	23	
3530	500	211	42.20	63	62	67	90	
3531	254	138	54.33	64	63	67	67	
3532	285	125	43.86	13	13	14	23	

** COMBINED OFFICIAL CANVASS **

DALLAS COUNTY GENERAL ELECTION
NOVEMBER 5, 1996

	CRIMINAL DISTRICT JUDGE, COURT NO. 2		CRIMINAL DISTRICT JUDGE, COURT NO. 3		CRIMINAL DISTRICT JUDGE, COURT NO. 4		COUNTY TAX ASSESSOR-COLLECTOR	
	R E P K I N G		R E P F R A N C I S		R E P C R E U Z O T		R E P C H I L D S	
reg	blts	%						
3533	1,248	500	40.06	131	127	144	185	
3534	449	189	42.09	4	4	11	11	
3535	367	197	53.68	23	23	34	48	
3536	0	0	0.00	0	0	0	0	
3537	44	13	29.55	1	1	1	2	
3538	32	10	31.25	4	4	4	5	
3539	317	67	21.14	20	19	22	27	
3540	203	103	50.74	10	12	17	20	
3541	39	15	38.46	9	9	9	12	
3542	954	353	37.00	8	8	13	15	
3543	545	255	46.79	105	105	108	151	
3544	837	511	61.05	255	249	282	313	
3545	248	51	20.56	11	12	12	17	
3546	442	168	38.01	60	59	62	79	
3547	479	271	56.58	83	82	93	125	
3548	1	0	0.00	0	0	0	0	
3549	40	22	55.00	6	5	6	9	
3550	10	10	100.00	4	4	4	4	
3551	127	54	42.52	6	7	13	9	
3552	0	0	0.00	0	0	0	0	
3553	59	25	42.37	3	4	3	5	
3554	2	0	0.00	0	0	0	0	
3555	0	0	0.00	0	0	0	0	
3556	148	62	41.89	17	17	18	25	
3557	298	111	37.25	56	55	56	64	
3558	1,563	731	46.77	322	322	334	429	
3559	945	299	31.64	141	136	142	169	
3560	170	73	42.94	27	27	29	33	
3561	701	305	43.51	13	13	22	20	
3562	585	184	31.45	67	66	72	92	
3563	16	3	18.75	2	2	2	2	
3564	185	65	35.14	19	18	19	23	
3565	344	81	23.55	10	10	11	12	
3566	155	75	48.39	36	36	39	39	
3567	304	155	50.99	18	17	25	25	

** COMBINED OFFICIAL CANVASS **

DALLAS COUNTY GENERAL ELECTION
NOVEMBER 5, 1996

	REGISTRATION		CRIMINAL DISTRICT JUDGE, COURT NO. 2	CRIMINAL DISTRICT JUDGE, COURT NO. 3	CRIMINAL DISTRICT JUDGE, COURT NO. 4	COUNTY TAX ASSESSOR-COLLECTOR
	REGISTRATION	%	REGISTRATION	REGISTRATION	REGISTRATION	REGISTRATION
3568	212	80	37.74	31	31	32
3569	476	247	51.89	83	85	103
3570	0	0	0.00	0	0	0
3571	1,563	613	39.22	260	258	326
3572	886	244	27.54	13	12	20
3573	497	225	45.27	79	80	96
4401	2,551	1,359	53.27	707	712	812
4402	3,712	2,157	58.11	1,140	1,135	1,186
4403	2,775	1,457	52.50	693	703	725
4404	1,177	419	35.60	168	172	175
4405	792	505	63.76	95	98	113
4406	2,720	1,751	64.38	1,064	1,065	1,095
4407	2,844	1,198	42.12	551	542	574
4408	838	410	48.93	209	209	212
4409	1,500	601	40.07	205	205	206
4410	1,226	515	42.01	176	175	188
4411	2,590	928	35.83	94	93	110
4412	1,065	372	34.93	107	107	113
4413	2,181	1,277	58.55	741	740	762
4414	1,748	955	54.63	498	497	517
4415	2,806	1,563	55.70	799	801	830
4416	1,105	397	35.93	64	63	74
4417	1,675	1,042	62.21	620	626	642
4418	1,336	933	69.84	419	422	475
4419	533	278	52.16	91	92	108
4420	644	433	67.24	201	205	229
4421	1,647	849	51.55	352	349	372
4422	1,061	393	37.04	63	61	87
4423	1,492	745	49.93	326	321	329
4424	1,988	923	46.43	368	367	373
4425	2,244	1,124	50.09	510	508	543
4426	1,296	568	43.83	155	160	162
4427	2,462	1,096	44.52	323	326	360
4428	1,146	309	26.96	113	111	115
4429	1,557	659	42.32	189	184	216

** COMBINED OFFICIAL CANVASS **

DALLAS COUNTY GENERAL ELECTION
NOVEMBER 5, 1996

	CRIMINAL DISTRICT JUDGE, COURT NO. 2		CRIMINAL DISTRICT JUDGE, COURT NO. 3		CRIMINAL DISTRICT JUDGE, COURT NO. 4		COUNTY TAX ASSESSOR-COLLECTOR	
	REGISTRATION %		REPRESENTATIVE		REPRESENTATIVE		REPRESENTATIVE	
	REGISTRATION	%	REGISTRATION	%	REGISTRATION	%	REGISTRATION	%
4430	1,066	596	55.91	233	231	263	286	
4431	1,229	538	43.78	126	132	145	180	
4432	2,489	1,007	40.46	248	246	268	341	
4433	938	391	41.68	181	184	188	210	
4434	1,844	877	47.56	268	278	337	350	
4435	1,279	509	39.80	96	95	113	138	
4436	547	257	46.98	128	130	137	150	
4437	1,859	842	45.29	369	368	379	433	
4438	1,280	587	45.86	229	228	238	282	
4439	1,694	795	46.93	268	265	299	336	
4440	171	77	45.03	35	35	37	40	
4441	2,080	1,195	57.45	586	586	604	695	
4442	544	272	50.00	133	129	134	153	
4443	2,204	1,233	55.94	633	637	657	717	
4444	1,036	586	56.56	135	132	169	172	
4445	1,410	898	63.69	302	295	356	405	
4446	1,795	878	48.91	461	453	471	535	
4447	395	287	72.66	140	138	148	168	
4448	479	297	62.00	131	130	145	155	
4449	885	542	61.24	333	330	337	376	
4450	536	191	35.63	77	78	80	88	
4451	541	66	12.20	15	12	13	18	
4452	1,549	705	45.51	297	296	311	368	
4453	2,617	1,414	54.03	789	784	820	892	
4454	1,045	542	51.87	179	183	194	208	
4455	415	121	29.16	34	35	36	48	
4456	1,573	642	40.81	315	314	329	351	
4457	240	103	42.92	53	53	52	60	
4458	758	364	48.02	101	100	116	135	
4459	931	357	38.35	149	147	158	167	
4460	2,327	863	37.09	194	192	233	249	
4461	1,808	1,046	57.85	642	643	666	720	
4462	1,124	758	67.44	447	449	482	500	
4463	404	250	61.88	92	91	103	113	
4464	2,735	1,607	58.76	883	882	919	1,004	

** COMBINED OFFICIAL CANVASS **

DALLAS COUNTY GENERAL ELECTION
NOVEMBER 5, 1996

	REGISTRATION		CRIMINAL DISTRICT JUDGE, COURT NO. 2	CRIMINAL DISTRICT JUDGE, COURT NO. 3	CRIMINAL DISTRICT JUDGE, COURT NO. 4	COUNTY TAX ASSESSOR-COLLECTOR	
	r	b					
	e	l					
	g	t	%				
		s					
4465	1,547	999	64.58	598	597	614	653
4466	2,349	1,210	51.51	649	647	674	716
4467	1,544	988	63.99	530	530	544	615
4468	546	331	60.62	178	178	181	189
4469	1,905	786	41.26	185	189	207	249
4470	979	492	50.26	119	123	147	173
4471	766	500	65.27	230	231	257	259
4472	1,947	923	47.41	441	438	453	519
4473	1,853	1,060	57.20	605	599	623	704
4474	2,206	1,244	56.39	630	634	653	718
4475	1,765	998	56.54	544	544	567	627
4476	2,580	1,669	64.69	1,062	1,061	1,103	1,174
4477	114	20	17.54	11	10	11	12
4478	2,378	1,420	59.71	641	644	714	746
4479	353	194	54.96	7	4	6	12
4480	1,728	919	53.18	504	501	516	581
4481	1,557	833	53.50	478	476	498	540
4482	434	169	38.94	77	77	77	91
4483	2,634	1,497	56.83	716	711	791	816
4484	2,261	1,185	52.41	587	584	607	693
4485	3,014	1,758	58.33	1,013	1,015	1,045	1,148
4486	1,957	1,168	59.68	611	608	657	693
4487	2,267	1,480	65.28	960	959	1,007	1,060
4488	993	547	55.09	273	273	284	322
4489	2,336	1,167	49.96	622	622	632	708
4490	1,160	769	66.29	411	414	437	482
4491	1,726	963	55.79	136	134	189	210
4492	3,216	1,883	58.55	990	986	1,031	1,141
4493	1,689	795	47.07	509	506	513	526
4494	1,737	906	52.16	233	224	268	299
4495	1,721	915	53.17	531	528	543	596
4496	1,262	450	35.66	178	175	187	239
4497	51	16	31.37	5	5	5	5
4498	0	1	0.00	0	0	0	0
4499	3,485	1,860	53.37	757	748	824	874

DALLAS COUNTY GENERAL ELECTION
NOVEMBER 5, 1996

	CRIMINAL DISTRICT JUDGE, COURT NO. 2		CRIMINAL DISTRICT JUDGE, COURT NO. 3		CRIMINAL DISTRICT JUDGE, COURT NO. 4		COUNTY TAX ASSESSOR-COLLECTOR	
	R E P U B L I C A N S		R E P U B L I C A N S		R E P U B L I C A N S		R E P U B L I C A N S	
reg	blts	%	reg	blts	reg	blts	reg	blts
4500	0	0	0.00	0	0	0	0	0
4501	2,210	979	44.30	566	565	598	639	639
4502	841	317	37.69	116	113	122	151	151
4503	913	327	35.82	68	70	74	91	91
4504	1,125	690	61.33	182	178	223	235	235
4505	1,674	974	58.18	628	629	648	700	700
4506	24	17	70.83	8	8	8	14	14
4507	1,530	837	54.71	482	486	497	530	530
4508	1,990	851	42.76	416	415	433	480	480
4509	2,653	1,324	49.91	470	469	544	565	565
4510	1,962	1,106	56.37	240	238	336	330	330
4511	764	254	33.25	70	76	73	89	89
4512	2,228	1,426	64.00	802	801	857	915	915
4513	1,265	710	56.13	341	340	370	385	385
4514	1,102	702	63.70	380	380	417	435	435
4515	1,060	395	37.26	211	211	220	250	250
4516	1,654	1,023	61.85	675	670	690	732	732
4517	2,546	1,581	62.10	903	895	947	1,001	1,001
4518	179	96	53.63	21	23	24	30	30
4519	1,610	940	58.39	485	483	518	554	554
4520	2,345	924	39.40	449	443	466	491	491
4521	786	297	37.79	153	153	158	181	181
4522	357	183	51.26	54	55	64	74	74
4523	0	0	0.00	0	0	0	0	0
4524	0	1	0.00	0	0	0	0	0
4525	304	108	35.53	44	46	46	51	51
4526	540	289	53.52	113	114	125	151	151
4527	116	73	62.93	45	44	47	46	46
4528	36	8	22.22	4	3	3	4	4
4529	240	47	19.58	24	22	23	30	30
4530	75	37	49.33	18	18	19	21	21
4531	0	0	0.00	0	0	0	0	0
4532	0	0	0.00	0	0	0	0	0
4533	96	51	53.13	19	19	20	25	25
4534	912	593	65.02	337	339	350	390	390

DALLAS COUNTY GENERAL ELECTION
NOVEMBER 5, 1996

	CRIMINAL DISTRICT JUDGE, COURT NO. 2		CRIMINAL DISTRICT JUDGE, COURT NO. 3		CRIMINAL DISTRICT JUDGE, COURT NO. 4		COUNTY TAX ASSESSOR-COLLECTOR	
	R E P U B L I C A N S		R E P U B L I C A N S		R E P U B L I C A N S		R E P U B L I C A N S	
reg	blts	%	REG	REG	REG	REG	REG	REG
4535	0	1	0.00	1	1	1	1	1
4536	53	17	32.08	10	10	11	10	10
4537	240	153	63.75	60	60	65	85	85
4538	1,794	1,060	59.09	665	664	680	718	718
4539	385	194	50.39	97	100	105	112	112
4540	208	134	64.42	77	78	81	95	95
4541	0	1	0.00	0	0	0	0	0
4542	1,635	1,001	61.22	499	506	542	565	565
4543	463	212	45.79	107	109	112	123	123
4544	0	1	0.00	0	0	0	0	0
4545	424	111	26.18	38	39	40	45	45
4546	397	147	37.03	39	40	47	61	61
4547	1,863	746	40.04	417	425	427	437	437
4548	378	141	37.30	55	51	61	59	59
4549	2,173	1,239	57.02	749	749	767	825	825
4550	318	107	33.65	39	39	41	45	45
4551	333	91	27.33	30	33	32	34	34
4552	291	141	48.45	70	69	72	75	75
4553	217	83	38.25	38	39	39	41	41
4554	60	37	61.67	17	16	17	18	18
4555	251	111	44.22	44	43	44	46	46
4556	0	0	0.00	0	0	0	0	0
4557	287	91	31.71	44	43	44	49	49
4558	1,974	1,016	51.47	546	544	564	581	581
4559	50	20	40.00	4	5	5	8	8
4560	411	185	45.01	72	72	75	82	82
4561	214	151	70.56	95	95	101	107	107
4562	443	136	30.70	47	46	52	51	51
4563	1,696	602	35.50	229	228	248	248	248
4564	443	131	29.57	54	52	55	57	57
4565	214	77	35.98	34	33	37	35	35
4566	313	130	41.53	61	62	64	64	64
4567	573	279	48.69	141	143	147	156	156
4568	733	457	62.35	243	243	248	275	275
4569	0	0	0.00	0	0	0	0	0

DALLAS COUNTY GENERAL ELECTION
NOVEMBER 5, 1996

	CRIMINAL DISTRICT JUDGE, COURT NO. 2		CRIMINAL DISTRICT JUDGE, COURT NO. 3		CRIMINAL DISTRICT JUDGE, COURT NO. 4		COUNTY TAX ASSESSOR-COLLECTOR	
	R E P U B L I C A N S		R E P U B L I C A N S		R E P U B L I C A N S		R E P U B L I C A N S	
REG	REG	%	REG	%	REG	%	REG	%
4605	2,060	1,193	57.91	594	588	616	700	
4606	1	2	200.00	0	0	0	0	
4607	177	75	42.37	34	34	39	38	
4608	0	0	0.00	0	0	0	0	
4609	226	123	54.42	56	54	63	64	
4610	436	139	31.88	33	31	40	40	
4611	309	115	37.22	91	92	92	92	
4612	40	6	15.00	5	5	5	5	
4613	1,389	693	49.89	216	220	247	277	
4614	268	139	51.87	79	77	78	94	
4615	1,897	1,156	60.94	495	495	556	600	
4616	523	179	34.23	66	63	65	74	
4617	651	240	36.87	77	74	85	99	
4618	920	505	54.89	226	219	236	268	
4619	1,104	655	59.33	375	375	383	435	
4620	0	0	0.00	0	0	0	0	
4621	473	174	36.79	16	17	28	31	
4622	138	78	56.52	28	27	34	31	
4623	156	70	44.87	18	18	23	28	
4624	749	372	49.67	105	105	119	158	
4625	1,097	681	62.08	336	332	353	400	
4626	1,584	833	52.59	425	425	453	499	
4627	626	326	52.08	147	147	161	172	
4628	308	205	66.56	126	126	129	136	
4629	815	462	56.69	258	257	269	295	
4630	447	239	53.47	91	89	104	110	
4631	394	149	37.82	87	86	91	94	
4632	274	135	49.27	40	41	46	55	
4633	0	1	0.00	0	0	0	0	
4634	484	250	51.65	124	121	128	148	
4635	820	437	53.29	252	253	274	294	
4636	107	59	55.14	23	22	23	28	
4637	0	0	0.00	0	0	0	0	
4638	601	353	58.74	201	199	205	227	
4639	3	0	0.00	0	0	0	0	

** COMBINED OFFICIAL CANVASS **

DALLAS COUNTY GENERAL ELECTION
NOVEMBER 5, 1996

	REGISTRATION		CRIMINAL DISTRICT JUDGE, COURT NO. 2	CRIMINAL DISTRICT JUDGE, COURT NO. 3	CRIMINAL DISTRICT JUDGE, COURT NO. 4	COUNTY TAX ASSESSOR-COLLECTOR	
	r	b	%	%	%	%	
	e	l					
	g	t					
		s					
4640	147	80	54.42	12	11	14	24
4641	722	251	34.76	132	132	140	142
4642	147	44	29.93	12	13	15	13
4643	270	127	47.04	30	30	35	39
4644	650	339	52.15	150	150	152	173
4645	45	24	53.33	8	7	8	10
4646	618	297	48.06	3	5	4	12
4647	208	92	44.23	35	34	36	40
4648	1,410	815	57.80	427	430	456	479
4649	1,515	473	31.22	180	180	188	193
4650	1,567	725	46.27	332	328	341	369
4651	1,661	1,008	60.69	246	244	300	326
4652	234	141	60.26	89	89	93	97
00LB	0	188	0.00	41	40	42	
Election Wide	1059853	562,439	53.07	269,364	269,267	285,479	306,288
County wide	1059853	562,251	53.05	269,323	269,227	285,437	306,288
Cong. Dist 3	213,310	116,057	54.41	65,109	65,043	67,654	72,377
Cong. Dist 4	6,152	3,089	50.21	1,787	1,779	1,850	1,986
Cong. Dist 5	174,673	92,930	53.20	45,892	45,870	48,918	53,072
Cong. Dist 6	9,059	5,449	60.15	3,067	3,051	3,176	3,511
Cong. Dist 24	132,229	67,836	51.30	30,506	30,458	32,491	35,902
Cong. Dist 26	229,379	137,485	59.94	85,390	85,580	88,700	92,644
Cong. Dist 30	295,051	139,405	47.25	37,572	37,446	42,648	46,796
State Br ED Dist 11	41,847	24,158	57.73	13,638	13,616	14,197	15,440
State Br Ed Dist 12	597,506	339,890	56.88	198,635	198,681	206,969	219,405
State Br Ed Dist 13	420,500	198,203	47.14	57,050	56,930	64,271	71,443
State Sen. Dist 2	98,063	43,989	44.86	15,309	15,295	16,955	19,091
State Sen. Dist 8	204,811	123,593	60.34	75,616	75,785	78,575	82,691
State Sen. Dist 9	153,842	81,823	53.19	46,610	46,594	48,236	51,429
State Sen. Dist 16	340,109	187,573	55.15	103,287	103,197	108,119	116,023
State Sen. Dist 23	263,028	125,273	47.63	28,501	28,356	33,552	37,054
State Rep Dist 99	84,812	46,391	54.70	29,036	29,083	29,848	31,200
State Rep Dist 100	58,454	27,126	46.41	7,777	7,769	8,682	9,644

DALLAS COUNTY GENERAL ELECTION
NOVEMBER 5, 1996

	REGISTRATION		CRIMINAL DISTRICT JUDGE, COURT NO. 2		CRIMINAL DISTRICT JUDGE, COURT NO. 3		CRIMINAL DISTRICT JUDGE, COURT NO. 4		COUNTY TAX ASSESSOR-COLLECTOR	
	total	%								
State Rep Dist 101	69,077	36,361	52.64	19,785		19,736		20,643		22,643
State Rep Dist 102	71,724	41,931	58.46	24,966		25,018		26,049		27,320
State Rep Dist 103	48,021	22,501	46.86	9,209		9,261		9,995		10,734
State Rep Dist 104	36,857	14,772	40.08	3,923		3,947		4,303		5,189
State Rep Dist 105	54,825	24,840	45.31	9,233		9,204		10,037		11,961
State Rep Dist 106	65,446	34,122	52.14	17,233		17,168		17,828		19,836
State Rep Dist 107	61,053	29,956	49.07	12,666		12,667		13,856		14,453
State Rep Dist 108	86,314	55,201	63.95	34,737		34,775		36,394		37,670
State Rep Dist 109	65,536	31,645	48.29	7,914		7,853		9,098		10,160
State Rep Dist 110	68,953	36,481	52.91	9,427		9,358		11,245		12,018
State Rep Dist 111	67,865	34,665	51.08	10,003		9,970		11,440		12,089
State Rep Dist 112	69,721	40,498	58.09	23,934		23,916		24,677		26,515
State Rep Dist 113	74,239	39,614	53.36	22,223		22,209		23,093		24,672
State Rep Dist 114	76,956	46,147	59.97	27,257		27,293		28,249		30,184
County Comm Dist 1	310,470	184,126	59.31	111,260		111,498		115,737		121,029
County Comm Dist 2	274,007	147,792	53.94	80,395		80,274		84,175		90,796
County Comm Dist 3	228,587	103,885	45.45	19,521		19,429		23,844		26,758
County Comm Dist 4	246,789	126,448	51.24	58,147		58,026		61,681		67,705
JP/Con Pct 1 Pl 1	177,794	105,044	59.08	58,617		58,690		61,983		65,442
JP/Con Pct 2 Pl 1	142,900	75,605	52.91	43,717		43,768		44,999		47,898
JP/Con Pct 3 Pl 1	157,207	95,404	60.69	57,297		57,424		59,599		62,748
Con Pct 4	123,231	64,769	52.56	35,890		35,804		37,232		40,146
JP/Con Pct 5 Pl 1	174,511	91,405	52.38	47,530		47,365		49,831		55,000
JP/Con Pct 6 Pl 1	65,191	25,944	39.80	6,188		6,222		7,044		8,147
Con Pct 7	95,932	47,853	49.88	9,589		9,538		12,037		12,859
JP/Con Pct 8 Pl 1	123,087	56,227	45.68	10,495		10,416		12,712		14,048

DALLAS COUNTY GENERAL ELECTION
NOVEMBER 5, 1996

SPECIAL ELECTION - STATE REPRESENTATIVE DIST 108

STATE REPRESENTATIVE, DISTRICT 108, UNEXP TERM

	b		R E P G A L L O W A Y	
	r	l	%	.
	e	t		.
	g	s		Y
1148	2,437	1,521	62.41	494
1162	1,586	1,270	80.08	787
1163	3,091	2,312	74.80	1,100
1164	2,580	1,909	73.99	1,130
1165	1,309	1,018	77.77	605
1171	3,004	2,032	67.64	1,158
1172	2,703	1,756	64.96	853
1174	1,704	891	52.29	473
1177	3,095	1,584	51.18	566
1178	1,751	805	45.97	270
1180	2,803	1,441	51.41	521
1182	1,399	591	42.24	177
1187	1,188	883	74.33	441
1188	1,935	1,211	62.58	509
1195	0	1	0.00	0
1196	1,850	1,350	72.97	613
1197	1,108	876	79.06	517
1198	1,847	1,337	72.39	648
1203	1,370	969	70.73	472
1229	886	439	49.55	182
1239	14	1	7.14	0
1246	0	0	0.00	0
1271	3	1	33.33	0
1275	6	1	16.67	0
1283	251	91	36.25	28
1284	80	34	42.50	9
1285	429	213	49.65	73
1286	996	270	27.11	99
1287	1,477	1,092	73.93	406
1288	280	209	74.64	71
1294	0	49	0.00	0
1310	63	51	80.95	25
1312	850	633	74.47	336
1342	191	127	66.49	49
1362	1,059	364	34.37	107
1364	1,441	909	63.08	337

DALLAS COUNTY GENERAL ELECTION
NOVEMBER 5, 1996

SPECIAL ELECTION - STATE REPRESENTATIVE DIST 108

STATE REPRESENTATIVE, DISTRICT 108, UNEXP TERM

	b		%	W A Y
	r e g	l t s		
1365	4	3	75.00	2
2210	853	643	75.38	230
2217	2,318	1,677	72.35	549
2218	1,809	1,252	69.21	411
2219	1,575	1,041	66.10	329
2223	2,432	1,636	67.27	414
2227	1,022	689	67.42	191
2228	2,392	1,436	60.03	450
2237	1,412	886	62.75	327
2238	1,573	785	49.90	252
2242	1,803	1,278	70.88	413
2243	2,631	1,870	71.08	775
2244	321	221	68.85	75
2251	296	192	64.86	49
2265	1,253	762	60.81	277
2266	1,316	1,018	77.36	343
2271	1,258	924	73.45	294
2273	2,059	1,371	66.59	440
2276	1,208	818	67.72	276
2277	2,677	1,861	69.52	630
2309	2,620	1,653	63.09	663
2311	1,976	1,281	64.83	499
2335	257	99	38.52	29
2336	247	88	35.63	30
2337	257	134	52.14	59
2338	268	116	43.28	33
2341	363	180	49.59	31
2342	878	346	39.41	94
2343	622	231	37.14	64
2344	554	266	48.01	90
2345	372	149	40.05	48
2346	1,034	816	78.92	318
2368	158	109	68.99	44
2370	277	133	48.01	29
2371	287	178	62.02	52
2373	1,145	818	71.44	261

DALLAS COUNTY GENERAL ELECTION
NOVEMBER 5, 1996

SPECIAL ELECTION - STATE REPRESENTATIVE DIST 108

STATE REPRESENTATIVE, DISTRICT 108, UNEXP TERM

	r e g i s t r a t i o n s		R E P U B L I C A N S	
	g	s	%	Y
2379	1	0	0.00	0
Election Wide	86,314	55,201	63.95	22,127
County wide	86,314	55,201	63.95	22,127
Cong. Dist 3	4,514	2,270	50.29	768
Cong. Dist 5	38,413	25,231	65.68	8,447
Cong. Dist 26	43,387	27,700	63.84	12,912
State Br Ed Dist 12	85,235	54,835	64.33	22,020
State Br Ed Dist 13	1,079	366	33.92	107
State Sen. Dist 8	34,315	22,223	64.76	10,898
State Sen. Dist 16	51,999	32,978	63.42	11,229
State Rep Dist 108	86,314	55,201	63.95	22,127
County Comm Dist 1	44,790	28,244	63.06	13,058
County Comm Dist 2	41,524	26,957	64.92	9,069
JP/Con Pct 1 Pl 1	84,786	54,563	64.35	21,941
JP/Con Pct 3 Pl 1	1,528	638	41.75	186