

Will County Consolidated Election



April 6, 2021
Joliet, Illinois

ELECTION SUMMARY

LAUREN STALEY FERRY

WILL COUNTY CLERK

thewillcountyclerk.com

LAUREN STALEY FERRY

WILL COUNTY CLERK



WWW.THEWILLCOUNTYCLERK.COM

302 N. CHICAGO STREET, JOLIET, IL 60432

COCLRK@WILLCOUNTYILLINOIS.COM

815-740-4615

FAX: 815-740-4699

CERTIFICATE OF CANVASS RESULTS

State of Illinois }
County of Will } ss

I, Lauren Staley Ferry, do hereby certify that on April 27, 2021, I canvassed the returns of the Consolidated Election held on April 6, 2021 for the County of Will and the foregoing true and complete Abstract of Votes was prepared in my presence in the office of the County Clerk in Will County, this 27th day of April, 2021.

Lauren Staley Ferry, County Clerk
The County of Will, Illinois

April 6, 2021 CONSOLIDATED ELECTION

Table of Contents

Section 1:	Election Summary
Section 2:	Municipalities
Section 3:	Townships
Section 4:	Park Districts
Section 5:	Library Districts
Section 6:	Grade School Districts
Section 7:	Unit School Districts
Section 8:	High School Districts
Section 9:	College Districts
Section 10:	Educational Service Regions (DuPage, Grundy-Kendall, Iroquois-Kankakee & Will)
Section 11:	Fire Districts
Section 12:	Write-In Votes
Section 13:	Miscellaneous Referenda
Section 14:	Total Voter Turnout by Precinct
Section 15:	Vote By Mail by Precinct
Section 16:	Early Voting by Precinct
Section 17:	Election Day by Precinct
Section 18:	Provisional Voting by Precinct
Section 19:	Postmark Vote By Mail by Precinct

ELECTION SUMMARY



LAUREN STALEY FERRY

WILL COUNTY CLERK

thewillcountyclerk.com

RUN DATE:04/21/21 11:48 AM

REPORT-EL45A PAGE 001

	TOTAL VOTES	%	VOTE BY MAIL	EARLY VOTING	ELECTION DAY	PROVISIONAL	POSTMARK	VBM
PRECINCTS COUNTED (OF 304)	304	100.00						
REGISTERED VOTERS - TOTAL	464,661							
BALLOTS CAST - TOTAL	77,763		10,405	13,606	49,415	77		4,260
BALLOTS CAST - BLANK	26	.03	7	3	13	0		3
VOTER TURNOUT - TOTAL		16.74						
CITY OF AURORA MAYOR								
VOTE FOR NOT MORE THAN 1								
(WITH 4 OF 4 PRECINCTS COUNTED)								
RICHARD C. IRVIN	715	67.26	103	95	461	2		54
JUDD LOFCHIE	136	12.79	19	10	99	0		8
JOHN LAESCH	212	19.94	36	41	107	0		28
Over Votes	1		0	0	1	0		0
Under Votes	12		0	1	10	0		1
CITY OF AURORA ALDERMAN AT LARGE								
VOTE FOR NOT MORE THAN 1								
(WITH 4 OF 4 PRECINCTS COUNTED)								
RON WOERMAN	329	34.56	32	39	233	0		25
BROOKE SHANLEY	446	46.85	77	69	260	2		38
RAYMOND HULL	177	18.59	33	26	96	0		22
Over Votes	0		0	0	0	0		0
Under Votes	124		16	13	89	0		6
CITY OF AURORA ALDERMAN WARD 9								
VOTE FOR NOT MORE THAN 1								
(WITH 4 OF 4 PRECINCTS COUNTED)								
EDWARD J. BUGG	891	100.00	143	124	551	2		71
Over Votes	0		0	0	0	0		0
Under Votes	185		15	23	127	0		20
CITY OF BRAIDWOOD								
COMMISSIONER OF PUBLIC HEALTH AND SAFETY								
VOTE FOR NOT MORE THAN 1								
(WITH 3 OF 3 PRECINCTS COUNTED)								
JAMES E. "MOOSE" MIKEL	595	79.97	50	116	422	0		7
ANDREW GALATTE	149	20.03	16	20	109	0		4
Over Votes	0		0	0	0	0		0
Under Votes	26		1	3	19	1		2
CITY OF CREST HILL MAYOR								
VOTE FOR NOT MORE THAN 1								
(WITH 13 OF 13 PRECINCTS COUNTED)								
RAYMOND R. SOLIMAN	1,533	70.87	247	172	1,042	2		70
TINA OBERLIN	630	29.13	106	71	437	0		16
Over Votes	0		0	0	0	0		0
Under Votes	23		2	1	19	0		1

RUN DATE:04/21/21 11:48 AM

	TOTAL VOTES	%	VOTE BY MAIL	EARLY VOTING	ELECTION DAY	PROVISIONAL	POSTMARK	VBM
CITY OF CREST HILL CITY CLERK								
VOTE FOR NOT MORE THAN 1								
(WITH 13 OF 13 PRECINCTS COUNTED)								
CHRISTINE VERSHAY-HALL	1,890	100.00	311	207	1,289	2		81
Over Votes	0		0	0	0	0		0
Under Votes	296		44	37	209	0		6
CITY OF CREST HILL CITY TREASURER								
VOTE FOR NOT MORE THAN 1								
(WITH 13 OF 13 PRECINCTS COUNTED)								
GLEN CONKLIN	1,905	100.00	318	211	1,294	2		80
Over Votes	0		0	0	0	0		0
Under Votes	281		37	33	204	0		7
CITY OF CREST HILL ALDERMAN WARD 1								
VOTE FOR NOT MORE THAN 1								
(WITH 5 OF 5 PRECINCTS COUNTED)								
SCOTT DYKE	392	100.00	39	28	311	0		14
Over Votes	0		0	0	0	0		0
Under Votes	88		7	8	72	0		1
CITY OF CREST HILL ALDERMAN WARD 2								
VOTE FOR NOT MORE THAN 1								
(WITH 5 OF 5 PRECINCTS COUNTED)								
DARRELL JEFFERSON	324	99.39	42	43	227	0		12
WRITE-IN	2	.61	0	1	1	0		0
Over Votes	0		0	0	0	0		0
Under Votes	65		15	5	45	0		0
CITY OF CREST HILL ALDERMAN WARD 3								
VOTE FOR NOT MORE THAN 1								
(WITH 4 OF 4 PRECINCTS COUNTED)								
MARCO COLADIPIETRO	129	42.16	25	18	79	0		7
MARK A. CIPITTI	177	57.84	22	17	134	0		4
Over Votes	0		0	0	0	0		0
Under Votes	28		4	6	16	0		2
CITY OF CREST HILL ALDERMAN WARD 4								
VOTE FOR NOT MORE THAN 1								
(WITH 5 OF 5 PRECINCTS COUNTED)								
NATHANIEL "NATE" ALBERT	878	100.00	187	107	538	2		44
Over Votes	0		0	0	0	0		0
Under Votes	103		14	11	75	0		3

	TOTAL VOTES	%	VOTE BY MAIL	EARLY VOTING	ELECTION DAY	PROVISIONAL	POSTMARK	VBM
CITY OF JOLIET COUNCILMAN AT LARGE								
VOTE FOR NOT MORE THAN 3								
(WITH 72 OF 72 PRECINCTS COUNTED)								
GLENDIA WRIGHT-McCULLUM	1,927	7.80	217	342	1,267	1		100
NICOLE LURRY	1,064	4.31	153	164	677	0		70
JEREMY BRZYCKI	1,222	4.94	204	157	765	3		93
CESAR GUERRERO	3,053	12.35	367	510	1,944	1		231
ISIAH WILLIAMS JR.	1,047	4.24	135	225	635	0		52
HUDSON HOLLISTER	2,602	10.53	331	330	1,745	4		192
JAMES LANHAM	578	2.34	63	52	439	1		23
ROGER POWELL	1,088	4.40	144	176	703	0		65
WARREN C. DORRIS	2,479	10.03	296	445	1,597	4		137
ROBERT WUNDERLICH	2,984	12.08	384	337	2,095	3		165
JOE CLEMENT	3,182	12.88	360	366	2,296	3		157
JAN QUILLMAN	3,486	14.11	495	412	2,362	2		215
Over Votes	24		3	4	16	0		1
Under Votes	4,127		388	714	2,807	5		213
CITY OF LOCKPORT MAYOR								
VOTE FOR NOT MORE THAN 1								
(WITH 15 OF 15 PRECINCTS COUNTED)								
CATHERINE M. PERRETTA	580	15.65	107	140	295	0		38
STEVEN STREIT	2,701	72.86	306	508	1,772	1		114
RONALD CORNOLO	426	11.49	49	95	273	0		9
Over Votes	0		0	0	0	0		0
Under Votes	64		12	7	43	0		2
CITY OF LOCKPORT CITY CLERK								
VOTE FOR NOT MORE THAN 1								
(WITH 15 OF 15 PRECINCTS COUNTED)								
KATHLEEN GENTILE	3,053	100.00	408	614	1,903	1		127
Over Votes	0		0	0	0	0		0
Under Votes	718		66	136	480	0		36
CITY OF LOCKPORT CITY TREASURER								
VOTE FOR NOT MORE THAN 1								
(WITH 15 OF 15 PRECINCTS COUNTED)								
DAVID PALYA	3,057	100.00	407	605	1,916	1		128
Over Votes	0		0	0	0	0		0
Under Votes	714		67	145	467	0		35
CITY OF LOCKPORT ALDERMAN WARD 1								
VOTE FOR NOT MORE THAN 2								
(WITH 8 OF 8 PRECINCTS COUNTED)								
KAREN KOSTECKI	239	34.24	29	25	167	0		18
MATT KAIRIS	233	33.38	37	31	148	0		17
JONATHAN P. PUGH	226	32.38	25	35	146	0		20
Over Votes	0		0	0	0	0		0
Under Votes	384		37	45	283	0		19

	TOTAL VOTES	%	VOTE BY MAIL	EARLY VOTING	ELECTION DAY	PROVISIONAL	POSTMARK	VBM
CITY OF LOCKPORT ALDERMAN WARD 2								
VOTE FOR NOT MORE THAN 1								
(WITH 7 OF 7 PRECINCTS COUNTED)								
NICK KLEMENTZOS	346	33.86	24	75	240	0		7
LARRY D. SCHREIBER	676	66.14	83	139	428	0		26
Over Votes	59		12	12	34	0		1
Under Votes	214		13	34	155	0		12
CITY OF LOCKPORT ALDERMAN WARD 3								
VOTE FOR NOT MORE THAN 1								
(WITH 7 OF 7 PRECINCTS COUNTED)								
ROCCO V. COLELLA, JR.	317	32.05	46	59	200	0		12
CHRISTINA BERGBOWER	672	67.95	125	150	373	0		24
Over Votes	7		0	0	5	0		2
Under Votes	131		26	26	76	0		3
CITY OF LOCKPORT ALDERMAN WARD 4								
VOTE FOR NOT MORE THAN 1								
(WITH 8 OF 8 PRECINCTS COUNTED)								
PEGGY S. FRANKLIN.	263	36.99	27	82	143	0		11
RENEE SABAN.	448	63.01	46	86	293	1		22
Over Votes	0		0	0	0	0		0
Under Votes	97		8	19	64	0		6
CITY OF NAPERVILLE COUNCILMAN								
VOTE FOR NOT MORE THAN 4								
(WITH 24 OF 24 PRECINCTS COUNTED)								
PAUL LEONG	3,222	12.89	405	790	1,806	1		220
JOHN J. KRUMMEN	2,350	9.40	460	613	1,083	2		192
VASAVI CHAKKA	3,054	12.22	390	764	1,651	3		246
JAMES HASELHORST	754	3.02	136	126	429	1		62
IAN HOLZHAUER	3,155	12.62	668	791	1,398	2		296
JENNIFER BRUZAN TAYLOR	3,265	13.06	443	750	1,839	1		232
ALLISON LONGENBAUGH	2,616	10.47	575	702	1,098	1		240
VINCENT E. ORY.	331	1.32	56	60	205	0		10
LUCY CHANG EVANS	1,694	6.78	406	338	747	2		201
MARK V. URDA	1,341	5.37	207	335	655	1		143
BENJAMIN WHITE.	3,209	12.84	676	834	1,379	1		319
Over Votes	6		2	0	2	0		2
Under Votes	5,285		578	1,301	3,046	5		355
CITY OF WILMINGTON MAYOR								
VOTE FOR NOT MORE THAN 1								
(WITH 6 OF 6 PRECINCTS COUNTED)								
ROY STRONG	317	29.03	31	4	274	0		8
BEN DIETZ	446	40.84	40	5	381	1		19
J. MARTY ORR	329	30.13	28	5	285	0		11
Over Votes	1		0	0	1	0		0
Under Votes	3		0	0	2	0		1

	TOTAL VOTES	%	VOTE BY MAIL	EARLY VOTING	ELECTION DAY	PROVISIONAL	POSTMARK	VBM
CITY OF WILMINGTON CITY CLERK								
VOTE FOR NOT MORE THAN 1								
(WITH 6 OF 6 PRECINCTS COUNTED)								
No Candidate	0		0	0	0	0		0
Over Votes	0		0	0	0	0		0
Under Votes	1,096		99	14	943	1		39
CITY OF WILMINGTON ALDERMAN WARD 1								
VOTE FOR NOT MORE THAN 1								
(WITH 3 OF 3 PRECINCTS COUNTED)								
RYAN JEFFRIES	180	100.00	11	2	163	0		4
Over Votes	0		0	0	0	0		0
Under Votes	54		12	1	36	0		5
CITY OF WILMINGTON ALDERMAN WARD 2								
VOTE FOR NOT MORE THAN 1								
(WITH 3 OF 3 PRECINCTS COUNTED)								
RYAN KNIGHT	196	97.03	9	0	184	0		3
WRITE-IN	6	2.97	0	0	4	0		2
Over Votes	0		0	0	0	0		0
Under Votes	29		4	1	22	0		2
CITY OF WILMINGTON ALDERMAN WARD 3								
VOTE FOR NOT MORE THAN 1								
(WITH 3 OF 3 PRECINCTS COUNTED)								
JONATHAN A. MIETZNER	286	76.27	24	5	254	0		3
LISA D. BUTLER	89	23.73	14	3	65	0		7
Over Votes	0		0	0	0	0		0
Under Votes	19		2	0	16	0		1
CITY OF WILMINGTON ALDERMAN WARD 4 FULL								
VOTE FOR NOT MORE THAN 1								
(WITH 4 OF 4 PRECINCTS COUNTED)								
THOMAS JOHN SMITH	191	100.00	17	2	163	1		8
Over Votes	0		0	0	0	0		0
Under Votes	46		6	0	36	0		4
CITY OF WILMINGTON ALDERMAN WARD 4 UNEXP 2YR								
VOTE FOR NOT MORE THAN 1								
(WITH 4 OF 4 PRECINCTS COUNTED)								
No Candidate	0		0	0	0	0		0
WRITE-IN	39	100.00	1	0	34	0		4
Over Votes	0		0	0	0	0		0
Under Votes	198		22	2	165	1		8
VILLAGE OF BEECHER PRESIDENT								
VOTE FOR NOT MORE THAN 1								
(WITH 3 OF 3 PRECINCTS COUNTED)								
MARCY MEYER	556	62.05	26	129	394	0		7
RONALD STEVEN MAZUREK	340	37.95	34	82	222	0		2
Over Votes	0		0	0	0	0		0
Under Votes	20		9	3	8	0		0

	TOTAL VOTES	%	VOTE BY MAIL	EARLY VOTING	ELECTION DAY	PROVISIONAL	POSTMARK	VBM
VILLAGE OF BEECHER TRUSTEE FULL								
VOTE FOR NOT MORE THAN 3								
(WITH 3 OF 3 PRECINCTS COUNTED)								
TODD KRAUS	560	36.51	42	131	381	0		6
ROGER S. STACEY	481	31.36	41	107	328	0		5
JOE TIERI	493	32.14	41	110	335	0		7
Over Votes	0		0	0	0	0		0
Under Votes	1,214		83	294	828	0		9
VILLAGE OF BEECHER TRUSTEE UNEXP 2YR								
VOTE FOR NOT MORE THAN 1								
(WITH 3 OF 3 PRECINCTS COUNTED)								
BENJAMIN JUZESZYN	689	100.00	49	156	478	0		6
Over Votes	0		0	0	0	0		0
Under Votes	227		20	58	146	0		3
VILLAGE OF BOLINGBROOK MAYOR								
VOTE FOR NOT MORE THAN 1								
(WITH 32 OF 32 PRECINCTS COUNTED)								
JACQUELINE "JACKIE" TRAYNERE	3,725	33.56	806	1,074	1,502	12		331
MARY S. ALEXANDER-BASTA	4,653	41.92	769	1,117	2,553	6		208
SHELDON L. WATTS	2,706	24.38	425	709	1,410	5		157
WRITE-IN	15	.14	2	4	8	0		1
Over Votes	13		1	4	6	0		2
Under Votes	65		10	22	27	0		6
VILLAGE OF BOLINGBROOK CLERK								
VOTE FOR NOT MORE THAN 1								
(WITH 32 OF 32 PRECINCTS COUNTED)								
ELNALYN "EL" COSTA	3,976	36.45	836	1,136	1,651	11		342
MARTHA "MARTI" M. BARTON	4,616	42.31	763	1,107	2,526	7		213
FAITH M. KINSMAN-JONES	2,317	21.24	376	600	1,208	5		128
Over Votes	12		0	3	5	0		4
Under Votes	256		38	84	116	0		18
VILLAGE OF BOLINGBROOK TRUSTEE								
VOTE FOR NOT MORE THAN 3								
(WITH 32 OF 32 PRECINCTS COUNTED)								
JOSE QUINTERO	3,543	11.66	764	1,022	1,440	9		308
MELISA QUINONES	3,546	11.67	768	1,028	1,427	13		310
RONDEL PARKER	3,437	11.31	748	989	1,389	10		301
MICHAEL T. LAWLER	4,691	15.44	799	1,121	2,549	7		215
TROY J. DORIS	4,475	14.73	779	1,056	2,434	8		198
MARIA A. ZARATE	4,205	13.84	712	996	2,310	6		181
INEZ A. FLORES	2,148	7.07	357	540	1,105	7		139
PATTI M. CHOW	2,335	7.68	437	602	1,136	4		156
MERAJ ALAM	2,009	6.61	365	524	954	3		163
Over Votes	42		10	5	25	0		2
Under Votes	3,016		280	897	1,699	2		138

RUN DATE:04/21/21 11:48 AM

REPORT-EL45A PAGE 007

	TOTAL VOTES	%	VOTE BY MAIL	EARLY VOTING	ELECTION DAY	PROVISIONAL	POSTMARK	VBM
VILLAGE OF CHANNAHON TRUSTEE								
VOTE FOR NOT MORE THAN 3								
(WITH 6 OF 6 PRECINCTS COUNTED)								
SAMUEL J. GRECO	367	37.00	57	34	256	0		20
CHANTAL S. HOST	310	31.25	53	28	211	0		18
MARK SCAGGS	315	31.75	51	27	219	0		18
Over Votes	0		0	0	0	0		0
Under Votes	469		55	40	358	0		16
VILLAGE OF COAL CITY TRUSTEE								
VOTE FOR NOT MORE THAN 3								
(WITH 1 OF 1 PRECINCTS COUNTED)								
DAVID A. SPESIA	0		0	0	0	0		0
TIMOTHY BRADLEY	0		0	0	0	0		0
SARAH BEACH	0		0	0	0	0		0
Over Votes	0		0	0	0	0		0
Under Votes	0		0	0	0	0		0
VILLAGE OF CRETE PRESIDENT								
VOTE FOR NOT MORE THAN 1								
(WITH 8 OF 8 PRECINCTS COUNTED)								
MICHAEL S. EINHORN	1,061	100.00	171	170	662	2		56
Over Votes	0		0	0	0	0		0
Under Votes	227		34	25	145	0		23
VILLAGE OF CRETE CLERK								
VOTE FOR NOT MORE THAN 1								
(WITH 8 OF 8 PRECINCTS COUNTED)								
DEBORAH S. BACHERT	1,074	100.00	173	173	670	2		56
Over Votes	0		0	0	0	0		0
Under Votes	214		32	22	137	0		23
VILLAGE OF CRETE TRUSTEE								
VOTE FOR NOT MORE THAN 3								
(WITH 8 OF 8 PRECINCTS COUNTED)								
ROBERT E. HUNT	511	17.65	97	76	300	1		37
STEPHEN E. JOHNSON	772	26.67	114	118	494	1		45
MARK S. WIATER	831	28.70	119	127	541	2		42
JOHN PHELAN	557	19.24	81	94	349	1		32
CHRISTOPHER FRAKES	224	7.74	60	39	111	1		13
Over Votes	3		0	2	1	0		0
Under Votes	960		144	125	623	0		68
VILLAGE OF DIAMOND MAYOR								
VOTE FOR NOT MORE THAN 1								
(WITH 2 OF 2 PRECINCTS COUNTED)								
TERESA ANN KERNC	0		0	0	0	0		0
Over Votes	0		0	0	0	0		0
Under Votes	0		0	0	0	0		0

RUN DATE:04/21/21 11:48 AM

REPORT-EL45A PAGE 008

	TOTAL VOTES	%	VOTE BY MAIL	EARLY VOTING	ELECTION DAY	PROVISIONAL	POSTMARK	VBM
VILLAGE OF DIAMOND COMMISSIONER								
VOTE FOR NOT MORE THAN 4								
(WITH 2 OF 2 PRECINCTS COUNTED)								
DAVID F. WARNER JR.	0		0	0	0	0	0	0
JEFF KASHER.	0		0	0	0	0	0	0
Over Votes	0		0	0	0	0	0	0
Under Votes	0		0	0	0	0	0	0
VILLAGE OF ELWOOD PRESIDENT								
VOTE FOR NOT MORE THAN 1								
(WITH 2 OF 2 PRECINCTS COUNTED)								
DOUGLAS J. JENCO	153	100.00	16	26	106	0	5	5
Over Votes	0		0	0	0	0	0	0
Under Votes	10		1	0	8	0	1	1
VILLAGE OF ELWOOD TRUSTEE								
VOTE FOR NOT MORE THAN 3								
(WITH 2 OF 2 PRECINCTS COUNTED)								
RON SCHMIDT.	112	33.43	13	20	74	0	5	5
JODIE A. BERTUCCI.	123	36.72	14	22	82	0	5	5
KENDY ELBERSON.	100	29.85	13	18	65	0	4	4
Over Votes	0		0	0	0	0	0	0
Under Votes	154		11	18	121	0	4	4
VILLAGE OF FRANKFORT PRESIDENT								
VOTE FOR NOT MORE THAN 1								
(WITH 14 OF 14 PRECINCTS COUNTED)								
JOHN C. CLAVIO.	2,024	46.28	159	492	1,280	4	89	89
KEITH OGLE	2,349	53.72	245	518	1,464	2	120	120
Over Votes	1		0	1	0	0	0	0
Under Votes	70		10	15	42	1	2	2
VILLAGE OF FRANKFORT CLERK								
VOTE FOR NOT MORE THAN 1								
(WITH 14 OF 14 PRECINCTS COUNTED)								
KATIE SCHUBERT.	3,535	100.00	353	832	2,190	4	156	156
Over Votes	0		0	0	0	0	0	0
Under Votes	909		61	194	596	3	55	55
VILLAGE OF FRANKFORT TRUSTEE								
VOTE FOR NOT MORE THAN 3								
(WITH 14 OF 14 PRECINCTS COUNTED)								
DANIEL ROSSI	3,210	35.88	319	768	1,969	5	149	149
EUGENE SAVARIA.	2,979	33.30	304	762	1,766	3	144	144
CANDIDATE WITHDREW	1,717	19.19	221	337	1,061	4	94	94
WRITE-IN.	1,040	11.63	80	297	619	0	44	44
Over Votes	10		2	1	7	0	0	0
Under Votes	4,356		312	911	2,922	9	202	202

	TOTAL VOTES	%	VOTE BY MAIL	EARLY VOTING	ELECTION DAY	PROVISIONAL	POSTMARK	VBM
VILLAGE OF GODLEY TRUSTEE								
VOTE FOR NOT MORE THAN 3								
(WITH 1 OF 1 PRECINCTS COUNTED)								
No Candidate	0		0	0	0	0		0
Over Votes	0		0	0	0	0		0
Under Votes	63		18	0	45	0		0
VILLAGE OF HOMER GLEN TRUSTEE FULL								
VOTE FOR NOT MORE THAN 3								
(WITH 16 OF 16 PRECINCTS COUNTED)								
BROQUE A. BACKAL	1,164	13.19	157	170	755	0		82
DAN M. FIALKO	1,759	19.93	138	299	1,250	1		71
JENNIFER "NORMA RAE" TRZOS-CONSOLINO	1,541	17.46	138	255	1,077	0		71
CARLO CAPRIO	1,324	15.00	184	205	848	1		86
KEITH GRAY	1,349	15.28	191	216	847	0		95
ROSE REYNOLDERS	1,689	19.14	166	278	1,169	1		75
Over Votes	12		1	0	7	0		4
Under Votes	1,215		127	155	894	3		36
VILLAGE OF HOMER GLEN TRUSTEE UNEXP 2YR								
VOTE FOR NOT MORE THAN 1								
(WITH 16 OF 16 PRECINCTS COUNTED)								
NICOLE LA HA	2,590	100.00	285	389	1,793	1		122
Over Votes	0		0	0	0	0		0
Under Votes	769		83	137	494	1		54
VILLAGE OF LEMONT PRESIDENT								
VOTE FOR NOT MORE THAN 1								
(WITH 2 OF 2 PRECINCTS COUNTED)								
JOHN EGOFKSKE	0		0	0	0	0		0
Over Votes	0		0	0	0	0		0
Under Votes	2		0	0	2	0		0
VILLAGE OF LEMONT CLERK								
VOTE FOR NOT MORE THAN 1								
(WITH 2 OF 2 PRECINCTS COUNTED)								
CHARLENE SMOLLEN	0		0	0	0	0		0
Over Votes	0		0	0	0	0		0
Under Votes	2		0	0	2	0		0
VILLAGE OF LEMONT TRUSTEE								
VOTE FOR NOT MORE THAN 3								
(WITH 2 OF 2 PRECINCTS COUNTED)								
KEN McCLAFFERTY	0		0	0	0	0		0
KEVIN SHAUGHNESSY	1	100.00	0	0	1	0		0
DAVE MAHER	0		0	0	0	0		0
Over Votes	0		0	0	0	0		0
Under Votes	5		0	0	5	0		0

RUN DATE:04/21/21 11:48 AM

REPORT-EL45A PAGE 010

	TOTAL VOTES	%	VOTE BY MAIL	EARLY VOTING	ELECTION DAY	PROVISIONAL	POSTMARK	VBM
VILLAGE OF MANHATTAN PRESIDENT								
VOTE FOR NOT MORE THAN 1								
(WITH 4 OF 4 PRECINCTS COUNTED)								
MIKE ADRIEANSEN	791	63.79	70	116	574	0		31
BRIAN S. GIARETTA	80	6.45	12	7	60	0		1
WRITE-IN	369	29.76	15	30	308	1		15
Over Votes	0		0	0	0	0		0
Under Votes	27		6	2	15	0		4
VILLAGE OF MANHATTAN CLERK								
VOTE FOR NOT MORE THAN 1								
(WITH 4 OF 4 PRECINCTS COUNTED)								
SHELLY A. LEWIS	1,045	100.00	91	125	792	0		37
Over Votes	0		0	0	0	0		0
Under Votes	222		12	30	165	1		14
VILLAGE OF MANHATTAN TRUSTEE								
VOTE FOR NOT MORE THAN 3								
(WITH 4 OF 4 PRECINCTS COUNTED)								
JUSTIN YOUNG	702	22.52	60	76	533	0		33
THOMAS GEORGE BISCAN	480	15.40	46	75	339	0		20
THOMAS R. DOYLE	472	15.14	37	76	348	0		11
RONALD ADAMSKI	583	18.70	47	46	464	0		26
DAVID BEEMSTERBOER	564	18.09	55	85	403	0		21
WRITE-IN	316	10.14	20	31	251	0		14
Over Votes	3		2	0	1	0		0
Under Votes	675		38	76	530	3		28
VILLAGE OF MINOOKA PRESIDENT								
VOTE FOR NOT MORE THAN 1								
(WITH 1 OF 1 PRECINCTS COUNTED)								
FREDERIC OFFERMAN	96	100.00	10	17	67	0		2
Over Votes	0		0	0	0	0		0
Under Votes	13		0	0	7	0		6
VILLAGE OF MINOOKA TRUSTEE								
VOTE FOR NOT MORE THAN 3								
(WITH 1 OF 1 PRECINCTS COUNTED)								
TERRY L. HOUCHEMS	78	46.15	8	16	53	0		1
GABRIELA MARTINEZ	76	44.97	9	15	50	0		2
WRITE-IN	15	8.88	1	1	13	0		0
Over Votes	0		0	0	0	0		0
Under Votes	158		12	19	106	0		21
VILLAGE OF MOKENA PRESIDENT								
VOTE FOR NOT MORE THAN 1								
(WITH 12 OF 12 PRECINCTS COUNTED)								
FRANK A. FLEISCHER	1,447	58.39	144	311	930	0		62
HARLEY M. SCHINKER	406	16.38	31	73	292	0		10
WRITE-IN	625	25.22	58	106	428	0		33
Over Votes	1		1	0	0	0		0
Under Votes	88		12	11	64	0		1

	TOTAL VOTES	%	VOTE BY MAIL	EARLY VOTING	ELECTION DAY	PROVISIONAL	POSTMARK	VBM
VILLAGE OF MOKENA CLERK								
VOTE FOR NOT MORE THAN 1								
(WITH 12 OF 12 PRECINCTS COUNTED)								
MELISSA MARTINI	2,141	100.00	209	424	1,421	0		87
Over Votes	0		0	0	0	0		0
Under Votes	426		37	77	293	0		19
VILLAGE OF MOKENA TRUSTEE								
VOTE FOR NOT MORE THAN 3								
(WITH 12 OF 12 PRECINCTS COUNTED)								
JULIE MUSSELMAN OOST.	1,049	16.09	124	178	695	0		52
GEORGE J. METANIAS	1,343	20.60	112	295	886	0		50
ROB DAUPHINAIS	1,128	17.30	103	262	710	0		53
MELISSA FEDORA	1,481	22.71	136	312	962	0		71
JASON J. WEGNER	719	11.03	68	128	495	0		28
EDWARD C. DONNELLY	801	12.28	78	141	555	0		27
Over Votes	5		0	0	4	0		1
Under Votes	1,165		117	187	827	0		34
VILLAGE OF MONEE MAYOR								
VOTE FOR NOT MORE THAN 1								
(WITH 4 OF 4 PRECINCTS COUNTED)								
JANET E. BLUE	235	24.38	26	58	136	1		14
THERESE M. BOGS	729	75.62	49	116	557	0		7
Over Votes	0		0	0	0	0		0
Under Votes	5		1	2	2	0		0
VILLAGE OF MONEE CLERK								
VOTE FOR NOT MORE THAN 1								
(WITH 4 OF 4 PRECINCTS COUNTED)								
DONESHIA V. SMITH-CODJOE	718	100.00	62	149	491	1		15
Over Votes	0		0	0	0	0		0
Under Votes	251		14	27	204	0		6
VILLAGE OF MONEE TRUSTEE								
VOTE FOR NOT MORE THAN 3								
(WITH 4 OF 4 PRECINCTS COUNTED)								
DOUG HORNE	513	28.30	48	113	339	0		13
ELIZABETH RAKIS	582	32.10	59	115	395	1		12
ANTHONY RACZEK	372	20.52	45	90	223	0		14
WRITE-IN	346	19.08	5	46	292	0		3
Over Votes	1		0	0	1	0		0
Under Votes	1,091		71	164	833	2		21
VILLAGE OF NEW LENOX TRUSTEE								
VOTE FOR NOT MORE THAN 3								
(WITH 19 OF 19 PRECINCTS COUNTED)								
DAVID N. SMITH	1,866	32.36	240	335	1,186	0		105
ANNETTE J. BOWDEN	2,048	35.51	275	361	1,295	0		117
JASEN HOWARD	1,853	32.13	250	338	1,161	0		104
Over Votes	0		0	0	0	0		0
Under Votes	2,996		312	457	2,082	0		145

	TOTAL VOTES	%	VOTE BY MAIL	EARLY VOTING	ELECTION DAY	PROVISIONAL	POSTMARK	VBM
VILLAGE OF ORLAND PARK PRESIDENT								
VOTE FOR NOT MORE THAN 1								
(WITH 1 OF 1 PRECINCTS COUNTED)								
KEITH PEKAU	12	54.55	8	1	1	0		2
DANIEL J. McLAUGHLIN	10	45.45	5	0	3	0		2
Over Votes	0		0	0	0	0		0
Under Votes	0		0	0	0	0		0
VILLAGE OF ORLAND PARK CLERK								
VOTE FOR NOT MORE THAN 1								
(WITH 1 OF 1 PRECINCTS COUNTED)								
CONSTANTINE "GUS" LEKAS	12	54.55	8	1	1	0		2
PATRICK R. O'SULLIVAN	10	45.45	5	0	3	0		2
Over Votes	0		0	0	0	0		0
Under Votes	0		0	0	0	0		0
VILLAGE OF ORLAND PARK TRUSTEE								
VOTE FOR NOT MORE THAN 3								
(WITH 1 OF 1 PRECINCTS COUNTED)								
SEAN KAMPAS	12	18.18	8	1	1	0		2
JONI RADASZEWSKI	12	18.18	8	1	1	0		2
BRIAN RIORDAN	12	18.18	8	1	1	0		2
AMY RUTH BURRELL	10	15.15	5	0	3	0		2
CHRIS KASMER	10	15.15	5	0	3	0		2
DEREK RINALDI	10	15.15	5	0	3	0		2
Over Votes	0		0	0	0	0		0
Under Votes	0		0	0	0	0		0
VILLAGE OF PARK FOREST TRUSTEE								
VOTE FOR NOT MORE THAN 3								
(WITH 3 OF 3 PRECINCTS COUNTED)								
THERESA M. SETTLES	90	21.58	23	8	54	0		5
MAYA S. HARDY	96	23.02	17	5	68	0		6
JUDY M. HAWTHORNE	50	11.99	7	5	35	0		3
ERIN I. SLOANE	66	15.83	16	3	44	0		3
JOSHUA JUSTIN TRAVIS	57	13.67	8	1	43	0		5
Jerome BROWN	58	13.91	7	4	41	0		6
Over Votes	1		0	0	1	0		0
Under Votes	90		12	10	63	0		5
VILLAGE OF PEOTONE PRESIDENT								
VOTE FOR NOT MORE THAN 1								
(WITH 3 OF 3 PRECINCTS COUNTED)								
PETER J. MARCH	513	100.00	46	7	445	0		15
Over Votes	0		0	0	0	0		0
Under Votes	93		5	2	83	0		3
VILLAGE OF PEOTONE CLERK								
VOTE FOR NOT MORE THAN 1								
(WITH 3 OF 3 PRECINCTS COUNTED)								
No Candidate	0		0	0	0	0		0
WRITE-IN	50	100.00	4	1	43	0		2
Over Votes	0		0	0	0	0		0
Under Votes	556		47	8	485	0		16

	TOTAL VOTES	%	VOTE BY MAIL	EARLY VOTING	ELECTION DAY	PROVISIONAL	POSTMARK	VBM
VILLAGE OF PEOTONE TRUSTEE FULL								
VOTE FOR NOT MORE THAN 3								
(WITH 3 OF 3 PRECINCTS COUNTED)								
SHELLEY MAREVKA	356	26.20	35	4	307	0		10
ANDREA L. ARENS	321	23.62	24	4	284	0		9
KENT HAMM	332	24.43	35	5	284	0		8
NICHOLAS LEE STRBA	350	25.75	24	6	305	0		15
Over Votes	3		0	0	3	0		0
Under Votes	450		35	8	395	0		12
VILLAGE OF PEOTONE TRUSTEE UNEXP 2YR								
VOTE FOR NOT MORE THAN 1								
(WITH 3 OF 3 PRECINCTS COUNTED)								
JULIE SLUIS	433	100.00	42	6	371	0		14
Over Votes	0		0	0	0	0		0
Under Votes	173		9	3	157	0		4
VILLAGE OF PLAINFIELD PRESIDENT								
VOTE FOR NOT MORE THAN 1								
(WITH 20 OF 20 PRECINCTS COUNTED)								
JOHN F. ARGOUDELIS	2,398	53.31	237	349	1,631	3		178
MARGIE BONUCHI	2,100	46.69	248	341	1,405	1		105
Over Votes	0		0	0	0	0		0
Under Votes	115		18	23	57	1		16
VILLAGE OF PLAINFIELD TRUSTEE								
VOTE FOR NOT MORE THAN 3								
(WITH 20 OF 20 PRECINCTS COUNTED)								
NUHIE FAHEEM	1,324	12.57	195	174	806	2		147
CALLY J. LARSON	2,324	22.07	275	371	1,549	2		127
ERIC J. BLATTI	2,030	19.28	223	304	1,370	2		131
PATTY KALKANIS	2,506	23.80	309	389	1,675	3		130
TOM RUANE	2,347	22.29	238	412	1,581	4		112
Over Votes	8		0	1	5	0		2
Under Votes	3,284		269	486	2,283	2		244
VILLAGE OF ROCKDALE PRESIDENT								
VOTE FOR NOT MORE THAN 1								
(WITH 1 OF 1 PRECINCTS COUNTED)								
SAMUEL WYKE	135	100.00	10	12	108	0		5
Over Votes	0		0	0	0	0		0
Under Votes	15		0	1	13	0		1
VILLAGE OF ROCKDALE TRUSTEE								
VOTE FOR NOT MORE THAN 3								
(WITH 1 OF 1 PRECINCTS COUNTED)								
EUGENE LORENC	114	33.63	8	9	92	0		5
MARK PIRC	110	32.45	7	8	92	0		3
MIKE BARNES	115	33.92	8	8	94	0		5
Over Votes	0		0	0	0	0		0
Under Votes	111		7	14	85	0		5

RUN DATE:04/21/21 11:48 AM

REPORT-EL45A PAGE 014

	TOTAL VOTES	%	VOTE BY MAIL	EARLY VOTING	ELECTION DAY	PROVISIONAL	POSTMARK	VBM
VILLAGE OF ROMEOVILLE PRESIDENT								
VOTE FOR NOT MORE THAN 1								
(WITH 17 OF 17 PRECINCTS COUNTED)								
JOHN D. NOAK	1,466	100.00	274	180	948	0		64
Over Votes	0		0	0	0	0		0
Under Votes	197		37	24	111	1		24
VILLAGE OF ROMEOVILLE CLERK								
VOTE FOR NOT MORE THAN 1								
(WITH 17 OF 17 PRECINCTS COUNTED)								
BERNICE E. HOLLOWAY	1,469	100.00	288	180	933	0		68
Over Votes	0		0	0	0	0		0
Under Votes	194		23	24	126	1		20
VILLAGE OF ROMEOVILLE TRUSTEE								
VOTE FOR NOT MORE THAN 3								
(WITH 17 OF 17 PRECINCTS COUNTED)								
DAVID G. RICHARDS.	1,229	32.24	232	152	792	0		53
JOSE "JOE" CHAVEZ, JR.	1,331	34.92	261	167	840	0		63
BRIAN A. CLANCY, SR..	1,252	32.84	239	152	802	0		59
Over Votes	0		0	0	0	0		0
Under Votes	1,177		201	141	743	3		89
VILLAGE OF SHOREWOOD PRESIDENT								
VOTE FOR NOT MORE THAN 1								
(WITH 10 OF 10 PRECINCTS COUNTED)								
DAN ANDERSON	1,077	49.29	128	154	758	0		37
CLARENCE "CC" DeBOLD.	1,108	50.71	112	140	803	0		53
Over Votes	0		0	0	0	0		0
Under Votes	35		6	1	25	1		2
VILLAGE OF SHOREWOOD CLERK								
VOTE FOR NOT MORE THAN 1								
(WITH 10 OF 10 PRECINCTS COUNTED)								
No Candidate	0		0	0	0	0		0
Over Votes	0		0	0	0	0		0
Under Votes	2,220		246	295	1,586	1		92
VILLAGE OF SHOREWOOD TRUSTEE								
VOTE FOR NOT MORE THAN 3								
(WITH 10 OF 10 PRECINCTS COUNTED)								
DONALD C. CARROLL.	979	19.06	107	123	712	0		37
CHRISTOPHER BROPHY	782	15.23	110	111	514	0		47
DANIEL WARREN	862	16.78	99	130	597	0		36
RICHARD "RICK" CHAPMAN	1,124	21.88	114	145	825	0		40
DIANE LAMBERT	1,389	27.04	169	202	963	0		55
Over Votes	11		3	1	5	0		2
Under Votes	1,491		130	171	1,132	3		55

RUN DATE:04/21/21 11:48 AM

REPORT-EL45A PAGE 015

	TOTAL VOTES	%	VOTE BY MAIL	EARLY VOTING	ELECTION DAY	PROVISIONAL	POSTMARK	VBM
VILLAGE OF STEGER PRESIDENT								
VOTE FOR NOT MORE THAN 1								
(WITH 4 OF 4 PRECINCTS COUNTED)								
KENNETH A. PETERSON, JR.	279	48.69	27	51	186	0		15
WILLIAM J. JOYCE	294	51.31	19	50	214	0		11
Over Votes	2		0	1	1	0		0
Under Votes	10		1	4	3	0		2
VILLAGE OF STEGER CLERK								
VOTE FOR NOT MORE THAN 1								
(WITH 4 OF 4 PRECINCTS COUNTED)								
JOSEPH M. ZAGONE JR.	480	100.00	43	85	331	0		21
Over Votes	0		0	0	0	0		0
Under Votes	105		4	21	73	0		7
VILLAGE OF STEGER TRUSTEE								
VOTE FOR NOT MORE THAN 3								
(WITH 4 OF 4 PRECINCTS COUNTED)								
RYAN BUXTON.	201	12.71	23	43	127	0		8
ERNESTO "ERNIE" LOPEZ, JR.	260	16.45	27	46	177	0		10
LEONARD "LENNY" SKREZYNA, JR.	206	13.03	21	42	136	0		7
STEVE THURMOND.	295	18.66	17	60	201	0		17
AMENA J. "AMY" PEREZ.	261	16.51	20	44	183	0		14
CINDY TROTIER	358	22.64	30	58	249	0		21
Over Votes	2		0	1	1	0		0
Under Votes	168		3	22	136	0		7
VILLAGE OF SYMERTON TRUSTEE FULL								
VOTE FOR NOT MORE THAN 3								
(WITH 1 OF 1 PRECINCTS COUNTED)								
ERIC WILHELMI	12	33.33	0	0	12	0		0
KAREY TAYLOR	13	36.11	0	0	13	0		0
PHIL ANDERSON	11	30.56	0	0	11	0		0
Over Votes	0		0	0	0	0		0
Under Votes	6		0	0	6	0		0
VILLAGE OF SYMERTON TRUSTEE UNEXP 2YR								
VOTE FOR NOT MORE THAN 2								
(WITH 1 OF 1 PRECINCTS COUNTED)								
JUSTIN HENSLEY.	12	50.00	0	0	12	0		0
JILL ANDERSON	12	50.00	0	0	12	0		0
Over Votes	0		0	0	0	0		0
Under Votes	4		0	0	4	0		0
VILLAGE OF TINLEY PARK PRESIDENT								
VOTE FOR NOT MORE THAN 1								
(WITH 6 OF 6 PRECINCTS COUNTED)								
MICHAEL W. GLOTZ	522	80.43	98	68	318	0		38
CANDIDATE WITHDREW	127	19.57	26	8	70	0		23
Over Votes	2		0	1	1	0		0
Under Votes	57		12	0	44	0		1

	TOTAL VOTES	%	VOTE BY MAIL	EARLY VOTING	ELECTION DAY	PROVISIONAL	POSTMARK	VBM
VILLAGE OF TINLEY PARK CLERK								
VOTE FOR NOT MORE THAN 1								
(WITH 6 OF 6 PRECINCTS COUNTED)								
KRISTIN ANN THIRION	584	100.00	104	72	356	0		52
Over Votes	0		0	0	0	0		0
Under Votes	124		32	5	77	0		10
VILLAGE OF TINLEY PARK TRUSTEE								
VOTE FOR NOT MORE THAN 3								
(WITH 6 OF 6 PRECINCTS COUNTED)								
WILLIAM P. BRADY	537	33.35	100	68	326	0		43
COLLEEN SULLIVAN	545	33.85	97	64	335	0		49
DENNIS P. MAHONEY	528	32.80	97	64	324	0		43
Over Votes	0		0	0	0	0		0
Under Votes	514		114	35	314	0		51
VILLAGE OF UNIVERSITY PARK TRUSTEE								
VOTE FOR NOT MORE THAN 3								
(WITH 7 OF 7 PRECINCTS COUNTED)								
KEITH J. GRIFFIN	237	11.61	21	11	194	1		10
KAREN L. LEWIS	328	16.06	25	8	287	0		8
DAVID LOUIS SEVIER, SR.	167	8.18	18	10	128	1		10
ELIZABETH "LIZ" WILLIAMS	183	8.96	17	6	149	0		11
JANELLE D. McFADDEN	289	14.15	13	19	245	1		11
ROOSEVELT MARTIN JR.	180	8.81	16	11	149	0		4
THEAPLISE "THEO" BROOKS	249	12.19	20	19	196	1		13
NIKESHA CHILDRESS	197	9.65	20	16	154	1		6
PAULA C. WILSON	212	10.38	19	11	176	0		6
Over Votes	3		0	0	3	0		0
Under Votes	325		14	9	284	4		14
VILLAGE OF WOODRIDGE MAYOR								
VOTE FOR NOT MORE THAN 1								
(WITH 2 OF 2 PRECINCTS COUNTED)								
GINA CUNNINGHAM-PICEK	0		0	0	0	0		0
Over Votes	0		0	0	0	0		0
Under Votes	0		0	0	0	0		0
VILLAGE OF WOODRIDGE CLERK								
VOTE FOR NOT MORE THAN 1								
(WITH 2 OF 2 PRECINCTS COUNTED)								
No Candidate	0		0	0	0	0		0
Over Votes	0		0	0	0	0		0
Under Votes	0		0	0	0	0		0
VILLAGE OF WOODRIDGE TRUSTEE								
VOTE FOR NOT MORE THAN 3								
(WITH 2 OF 2 PRECINCTS COUNTED)								
KALESHIA "KAY" PAGE	0		0	0	0	0		0
MIKE KRUCEK	0		0	0	0	0		0
JOSEPH KAGANN	0		0	0	0	0		0
Over Votes	0		0	0	0	0		0
Under Votes	0		0	0	0	0		0

	TOTAL VOTES	%	VOTE BY MAIL	EARLY VOTING	ELECTION DAY	PROVISIONAL	POSTMARK	VBM
CHANNAHON TOWNSHIP SUPERVISOR								
VOTE FOR NOT MORE THAN 1								
(WITH 5 OF 5 PRECINCTS COUNTED)								
JUDY WOOTEN	476	100.00	70	55	332	0		19
No Candidate	0		0	0	0	0		0
Over Votes	0		0	0	0	0		0
Under Votes	109		12	11	74	0		12
CHANNAHON TOWNSHIP CLERK								
VOTE FOR NOT MORE THAN 1								
(WITH 5 OF 5 PRECINCTS COUNTED)								
RITA DUCHENE-HUGHES	464	100.00	69	55	321	0		19
No Candidate	0		0	0	0	0		0
Over Votes	0		0	0	0	0		0
Under Votes	121		13	11	85	0		12
CHANNAHON TOWNSHIP ASSESSOR								
VOTE FOR NOT MORE THAN 1								
(WITH 5 OF 5 PRECINCTS COUNTED)								
No Candidate	0		0	0	0	0		0
No Candidate	0		0	0	0	0		0
ANN CRICKMAN	440	100.00	72	56	292	0		20
Over Votes	0		0	0	0	0		0
Under Votes	145		10	10	114	0		11
CHANNAHON TOWNSHIP HIGHWAY COMMISSIONER								
VOTE FOR NOT MORE THAN 1								
(WITH 5 OF 5 PRECINCTS COUNTED)								
STEVE TROUTMAN	482	100.00	70	57	336	0		19
No Candidate	0		0	0	0	0		0
Over Votes	0		0	0	0	0		0
Under Votes	103		12	9	70	0		12
CHANNAHON TOWNSHIP TAX COLLECTOR								
VOTE FOR NOT MORE THAN 1								
(WITH 5 OF 5 PRECINCTS COUNTED)								
JACOB JACKSON	453	100.00	68	52	314	0		19
No Candidate	0		0	0	0	0		0
Over Votes	0		0	0	0	0		0
Under Votes	132		14	14	92	0		12
CHANNAHON TOWNSHIP TRUSTEE								
VOTE FOR NOT MORE THAN 4								
(WITH 5 OF 5 PRECINCTS COUNTED)								
STEVEN BERTA	366	23.42	55	41	251	0		19
CHRISTINE DRUMM	362	23.16	56	44	243	0		19
DAVID NELSON	376	24.06	58	43	256	0		19
MICHAEL F. RITTOF	459	29.37	59	57	321	0		22
No Candidate	0		0	0	0	0		0
Over Votes	0		0	0	0	0		0
Under Votes	777		100	79	553	0		45

	TOTAL VOTES	%	VOTE BY MAIL	EARLY VOTING	ELECTION DAY	PROVISIONAL	POSTMARK	VBM
CRETE TOWNSHIP SUPERVISOR								
VOTE FOR NOT MORE THAN 1								
(WITH 12 OF 12 PRECINCTS COUNTED)								
MICHAEL J. LICCAR	1,642	53.26	150	274	1,155	1		62
CHRISTIAN ANDERSON	1,441	46.74	283	190	857	3		108
Over Votes	1		1	0	0	0		0
Under Votes	85		2	15	65	1		2
CRETE TOWNSHIP CLERK								
VOTE FOR NOT MORE THAN 1								
(WITH 12 OF 12 PRECINCTS COUNTED)								
JIM BUITER	1,589	51.76	135	263	1,134	1		56
BRANDON ROBERTS	1,481	48.24	297	203	868	3		110
Over Votes	0		0	0	0	0		0
Under Votes	99		4	13	75	1		6
CRETE TOWNSHIP ASSESSOR								
VOTE FOR NOT MORE THAN 1								
(WITH 12 OF 12 PRECINCTS COUNTED)								
MARY MARGARET TAMEZ	2,492	100.00	312	398	1,668	4		110
No Candidate	0		0	0	0	0		0
Over Votes	0		0	0	0	0		0
Under Votes	677		124	81	409	1		62
CRETE TOWNSHIP HIGHWAY COMMISSIONER								
VOTE FOR NOT MORE THAN 1								
(WITH 12 OF 12 PRECINCTS COUNTED)								
ANTHONY "TONY" RECUPITO	2,492	100.00	319	384	1,671	4		114
No Candidate	0		0	0	0	0		0
Over Votes	0		0	0	0	0		0
Under Votes	677		117	95	406	1		58
CRETE TOWNSHIP COLLECTOR								
VOTE FOR NOT MORE THAN 1								
(WITH 12 OF 12 PRECINCTS COUNTED)								
LAURA ELTON	1,640	53.28	139	268	1,168	1		64
JAMES H. RICHARDSON, SR.	1,438	46.72	287	197	848	3		103
Over Votes	0		0	0	0	0		0
Under Votes	91		10	14	61	1		5
CRETE TOWNSHIP TRUSTEE								
VOTE FOR NOT MORE THAN 4								
(WITH 12 OF 12 PRECINCTS COUNTED)								
CHERYL ALBRECHT	1,883	18.08	188	301	1,307	3		84
FRANK "BAMBINO" ELTON	1,534	14.73	141	246	1,085	0		62
BOB HODGE	1,431	13.74	133	227	1,011	0		60
JIM PIACENTINI	1,537	14.76	156	238	1,078	1		64
TIFANNI STERDIVANT	1,375	13.20	286	204	780	3		102
TODD SAYRE	1,316	12.63	279	184	761	4		88
JACKIE McKETHEN	1,340	12.86	282	186	773	4		95
Over Votes	1		0	0	1	0		0
Under Votes	2,256		279	330	1,509	5		133

	TOTAL VOTES	%	VOTE BY MAIL	EARLY VOTING	ELECTION DAY	PROVISIONAL	POSTMARK	VBM
CUSTER TOWNSHIP SUPERVISOR								
VOTE FOR NOT MORE THAN 1								
(WITH 1 OF 1 PRECINCTS COUNTED)								
JONATHAN "JON" FURLAN	58	100.00	9	1	48	0		0
Over Votes	0		0	0	0	0		0
Under Votes	17		2	1	12	0		2
CUSTER TOWNSHIP CLERK								
VOTE FOR NOT MORE THAN 1								
(WITH 1 OF 1 PRECINCTS COUNTED)								
CHRISTINE OLSON	67	100.00	9	2	56	0		0
Over Votes	0		0	0	0	0		0
Under Votes	8		2	0	4	0		2
CUSTER TOWNSHIP ASSESSOR								
VOTE FOR NOT MORE THAN 1								
(WITH 1 OF 1 PRECINCTS COUNTED)								
No Candidate	0		0	0	0	0		0
Over Votes	0		0	0	0	0		0
Under Votes	75		11	2	60	0		2
CUSTER TOWNSHIP HIGHWAY COMMISSIONER								
VOTE FOR NOT MORE THAN 1								
(WITH 1 OF 1 PRECINCTS COUNTED)								
RICK L. HALL	51	100.00	9	1	41	0		0
Over Votes	0		0	0	0	0		0
Under Votes	24		2	1	19	0		2
CUSTER TOWNSHIP COLLECTOR								
VOTE FOR NOT MORE THAN 1								
(WITH 1 OF 1 PRECINCTS COUNTED)								
No Candidate	0		0	0	0	0		0
Over Votes	0		0	0	0	0		0
Under Votes	75		11	2	60	0		2
CUSTER TOWNSHIP TRUSTEE								
VOTE FOR NOT MORE THAN 4								
(WITH 1 OF 1 PRECINCTS COUNTED)								
DENISE NORRIS	44	23.28	8	1	35	0		0
MARY E. REICH	42	22.22	8	1	33	0		0
DIANNE SCHAAL	61	32.28	11	1	47	0		2
KIMBERLY A. SOTO	42	22.22	6	1	35	0		0
Over Votes	0		0	0	0	0		0
Under Votes	111		11	4	90	0		6
DU PAGE TOWNSHIP SUPERVISOR								
VOTE FOR NOT MORE THAN 1								
(WITH 37 OF 37 PRECINCTS COUNTED)								
ALYSSIA BENFORD	4,533	39.87	626	1,007	2,705	4		191
GARY MARSCHKE	6,422	56.49	1,285	1,727	2,923	16		471
WRITE-IN	414	3.64	69	135	177	0		33
Over Votes	12		1	6	4	0		1
Under Votes	469		61	116	247	1		44

RUN DATE:04/21/21 11:48 AM

REPORT-EL45A PAGE 020

	TOTAL VOTES	%	VOTE BY MAIL	EARLY VOTING	ELECTION DAY	PROVISIONAL	POSTMARK	VBM
DU PAGE TOWNSHIP CLERK								
VOTE FOR NOT MORE THAN 1								
(WITH 37 OF 37 PRECINCTS COUNTED)								
DEBORAH WILLIAMS	4,271	37.78	564	955	2,587	5		160
BARBARA ANN PARKER	7,033	62.22	1,399	1,895	3,199	16		524
Over Votes	5		2	0	2	0		1
Under Votes	541		77	141	268	0		55
DU PAGE TOWNSHIP ASSESSOR								
VOTE FOR NOT MORE THAN 1								
(WITH 37 OF 37 PRECINCTS COUNTED)								
JEAN KELLY	4,561	40.08	631	1,027	2,712	3		188
KENNETH HARRIS	6,819	59.92	1,344	1,851	3,098	18		508
Over Votes	2		0	0	2	0		0
Under Votes	468		67	113	244	0		44
DU PAGE TOWNSHIP COLLECTOR								
VOTE FOR NOT MORE THAN 1								
(WITH 37 OF 37 PRECINCTS COUNTED)								
ENRIQUE LUIS VEGUILLA	4,324	38.43	596	958	2,591	1		178
MONTY C. JACKSON	6,928	61.57	1,361	1,881	3,160	19		507
Over Votes	3		0	0	3	0		0
Under Votes	595		85	152	302	1		55
DU PAGE TOWNSHIP TRUSTEE								
VOTE FOR NOT MORE THAN 4								
(WITH 37 OF 37 PRECINCTS COUNTED)								
MONTE LARRICK	4,154	9.96	589	906	2,483	2		174
DENNIS R. RAGA	4,164	9.98	590	907	2,496	4		167
ANTONIO LUIS TIMOTHEE	3,977	9.53	534	878	2,400	0		165
TEAQUICIA (TEA) WARD	3,899	9.34	539	859	2,331	0		170
THOMAS E. BRAXTON	6,341	15.20	1,334	1,687	2,809	18		493
DEBRA "DEBI" SAVAGE	6,657	15.95	1,364	1,774	2,995	19		505
REEM TOWNSEND	6,083	14.58	1,285	1,629	2,661	16		492
TERRI RANSOM	6,452	15.46	1,348	1,714	2,861	18		511
Over Votes	7		0	2	3	0		2
Under Votes	5,645		585	1,602	3,176	7		275
FLORENCE TOWNSHIP SUPERVISOR								
VOTE FOR NOT MORE THAN 1								
(WITH 1 OF 1 PRECINCTS COUNTED)								
WILLIAM P. LONG	129	100.00	13	1	110	1		4
Over Votes	0		0	0	0	0		0
Under Votes	25		8	0	12	0		5
FLORENCE TOWNSHIP CLERK								
VOTE FOR NOT MORE THAN 1								
(WITH 1 OF 1 PRECINCTS COUNTED)								
JOHN T. SEIBERT	128	100.00	13	1	109	1		4
Over Votes	0		0	0	0	0		0
Under Votes	26		8	0	13	0		5

RUN DATE:04/21/21 11:48 AM

REPORT-EL45A PAGE 021

	TOTAL VOTES	%	VOTE BY MAIL	EARLY VOTING	ELECTION DAY	PROVISIONAL	POSTMARK	VBM
FLORENCE MULTI-TOWNSHIP ASSESSOR								
VOTE FOR NOT MORE THAN 1								
(WITH 1 OF 1 PRECINCTS COUNTED)								
No Candidate	0		0	0	0	0		0
Over Votes	0		0	0	0	0		0
Under Votes	154		21	1	122	1		9
FLORENCE TOWNSHIP ROAD COMMISSIONER								
VOTE FOR NOT MORE THAN 1								
(WITH 1 OF 1 PRECINCTS COUNTED)								
ANDREW L. ROBBINS.	123	100.00	12	1	105	1		4
Over Votes	0		0	0	0	0		0
Under Votes	31		9	0	17	0		5
FLORENCE TOWNSHIP COLLECTOR								
VOTE FOR NOT MORE THAN 1								
(WITH 1 OF 1 PRECINCTS COUNTED)								
No Candidate	0		0	0	0	0		0
Over Votes	0		0	0	0	0		0
Under Votes	154		21	1	122	1		9
FLORENCE TOWNSHIP TRUSTEE								
VOTE FOR NOT MORE THAN 4								
(WITH 1 OF 1 PRECINCTS COUNTED)								
DALE T. BEESON.	81	21.83	5	0	73	0		3
STEVEN T. SEIBERT.	96	25.88	9	1	82	0		4
JEREMY P. BUTCHER.	98	26.42	10	0	85	1		2
KYLE DILLON.	96	25.88	11	1	82	0		2
Over Votes	0		0	0	0	0		0
Under Votes	245		49	2	166	3		25
FRANKFORT TOWNSHIP SUPERVISOR								
VOTE FOR NOT MORE THAN 1								
(WITH 28 OF 28 PRECINCTS COUNTED)								
JAMES G. (JIM) MOUSTIS	7,044	100.00	672	1,353	4,692	6		321
No Candidate	0		0	0	0	0		0
Over Votes	0		0	0	0	0		0
Under Votes	1,810		244	356	1,100	2		108
FRANKFORT TOWNSHIP CLERK								
VOTE FOR NOT MORE THAN 1								
(WITH 28 OF 28 PRECINCTS COUNTED)								
NELLA PICCOLIN.	5,472	65.32	419	1,068	3,791	4		190
STEPHANIE DRISKO	2,905	34.68	451	545	1,690	4		215
Over Votes	2		0	0	2	0		0
Under Votes	475		46	96	309	0		24

	TOTAL VOTES	%	VOTE BY MAIL	EARLY VOTING	ELECTION DAY	PROVISIONAL	POSTMARK	VBM
FRANKFORT TOWNSHIP ASSESSOR								
VOTE FOR NOT MORE THAN 1								
(WITH 28 OF 28 PRECINCTS COUNTED)								
JOE KRAL	7,106	100.00	674	1,362	4,744	7		319
No Candidate	0		0	0	0	0		0
Over Votes	0		0	0	0	0		0
Under Votes	1,748		242	347	1,048	1		110
FRANKFORT TOWNSHIP HIGHWAY COMMISSIONER								
VOTE FOR NOT MORE THAN 1								
(WITH 28 OF 28 PRECINCTS COUNTED)								
BILL CARLSON	7,032	100.00	672	1,340	4,700	6		314
No Candidate	0		0	0	0	0		0
Over Votes	0		0	0	0	0		0
Under Votes	1,822		244	369	1,092	2		115
FRANKFORT TOWNSHIP COLLECTOR								
VOTE FOR NOT MORE THAN 1								
(WITH 28 OF 28 PRECINCTS COUNTED)								
JESSICA S. KOT	5,486	66.65	419	1,047	3,829	4		187
H. RONALD HARTMAN	2,745	33.35	442	524	1,562	4		213
Over Votes	1		0	1	0	0		0
Under Votes	622		55	137	401	0		29
FRANKFORT TOWNSHIP TRUSTEE								
VOTE FOR NOT MORE THAN 4								
(WITH 28 OF 28 PRECINCTS COUNTED)								
DAVID J. SMITH	5,087	15.98	377	996	3,539	3		172
NICK GEORGE	5,095	16.01	378	1,001	3,542	3		171
LAURA I. MIROBALLI	5,438	17.08	424	1,063	3,754	4		193
GAYLA SMITH	4,877	15.32	372	964	3,367	3		171
BRUCE DAVIS JR.	2,673	8.40	440	502	1,519	3		209
MICHELLE DOMECKI	2,940	9.24	460	547	1,696	4		233
BARBARA J. DUTTON	2,807	8.82	451	529	1,605	4		218
MARY BETH WINDBERG	2,915	9.16	463	543	1,697	4		208
Over Votes	6		2	0	4	0		0
Under Votes	3,560		291	691	2,433	4		141
GREEN GARDEN TOWNSHIP SUPERVISOR								
VOTE FOR NOT MORE THAN 1								
(WITH 2 OF 2 PRECINCTS COUNTED)								
DONALD A. MURDAY	627	100.00	51	47	511	0		18
No Candidate	0		0	0	0	0		0
Over Votes	0		0	0	0	0		0
Under Votes	138		26	15	92	0		5
GREEN GARDEN TOWNSHIP CLERK								
VOTE FOR NOT MORE THAN 1								
(WITH 2 OF 2 PRECINCTS COUNTED)								
SUSAN COFFEY	650	100.00	51	57	524	0		18
No Candidate	0		0	0	0	0		0
Over Votes	0		0	0	0	0		0
Under Votes	115		26	5	79	0		5

	TOTAL VOTES	%	VOTE BY MAIL	EARLY VOTING	ELECTION DAY	PROVISIONAL	POSTMARK	VBM
GREEN GARDEN TOWNSHIP ASSESSOR								
VOTE FOR NOT MORE THAN 1								
(WITH 2 OF 2 PRECINCTS COUNTED)								
JANE BUSHONG	640	100.00	57	56	509	0		18
No Candidate	0		0	0	0	0		0
Over Votes	0		0	0	0	0		0
Under Votes	125		20	6	94	0		5
GREEN GARDEN TOWNSHIP HIGHWAY COMMISSIONER								
VOTE FOR NOT MORE THAN 1								
(WITH 2 OF 2 PRECINCTS COUNTED)								
JIM HILLIARD	526	69.58	48	48	415	0		15
No Candidate	0		0	0	0	0		0
JAMES MANSELL	230	30.42	28	14	181	0		7
Over Votes	1		0	0	1	0		0
Under Votes	8		1	0	6	0		1
GREEN GARDEN TOWNSHIP COLLECTOR								
VOTE FOR NOT MORE THAN 1								
(WITH 2 OF 2 PRECINCTS COUNTED)								
No Candidate	0		0	0	0	0		0
No Candidate	0		0	0	0	0		0
Over Votes	0		0	0	0	0		0
Under Votes	765		77	62	603	0		23
GREEN GARDEN TOWNSHIP TRUSTEE								
VOTE FOR NOT MORE THAN 4								
(WITH 2 OF 2 PRECINCTS COUNTED)								
RALPH C DIETZ	483	18.92	26	44	399	0		14
MARK KOVAR	497	19.47	25	41	418	0		13
CHERIE NEWTON	493	19.31	29	44	408	0		12
WILLIAM W. WAGNER	493	19.31	28	40	411	0		14
MICHAEL FLANAGAN	222	8.70	51	17	145	0		9
JOHN VALONE	191	7.48	47	15	123	0		6
GREG WATSON	174	6.82	48	11	106	0		9
Over Votes	0		0	0	0	0		0
Under Votes	507		54	36	402	0		15
HOMER TOWNSHIP SUPERVISOR								
VOTE FOR NOT MORE THAN 1								
(WITH 18 OF 18 PRECINCTS COUNTED)								
STEPHEN J. BALICH	2,769	57.00	228	454	2,011	0		76
No Candidate	0		0	0	0	0		0
PAM MEYERS	2,089	43.00	304	346	1,256	2		181
Over Votes	2		0	0	1	0		1
Under Votes	152		18	24	105	1		4

	TOTAL VOTES	%	VOTE BY MAIL	EARLY VOTING	ELECTION DAY	PROVISIONAL	POSTMARK	VBM
HOMER TOWNSHIP CLERK								
VOTE FOR NOT MORE THAN 1								
(WITH 18 OF 18 PRECINCTS COUNTED)								
VICKI BOZEN	2,729	56.62	216	454	1,985	0		74
No Candidate	0		0	0	0	0		0
KATHLEEN KRUCZEK	2,091	43.38	317	339	1,253	2		180
Over Votes	1		0	1	0	0		0
Under Votes	191		17	30	135	1		8
HOMER TOWNSHIP ASSESSOR								
VOTE FOR NOT MORE THAN 1								
(WITH 18 OF 18 PRECINCTS COUNTED)								
CARMEN MAURELLA	2,638	54.88	208	438	1,915	0		77
No Candidate	0		0	0	0	0		0
KAREN SZYNKOWSKI	2,169	45.12	323	349	1,318	2		177
Over Votes	0		0	0	0	0		0
Under Votes	205		19	37	140	1		8
HOMER TOWNSHIP HIGHWAY COMMISSIONER								
VOTE FOR NOT MORE THAN 1								
(WITH 18 OF 18 PRECINCTS COUNTED)								
BRENT PORFILLIO	2,651	55.41	210	451	1,908	0		82
No Candidate	0		0	0	0	0		0
JOHN ASH	2,133	44.59	318	336	1,304	2		173
Over Votes	1		1	0	0	0		0
Under Votes	227		21	37	161	1		7
HOMER TOWNSHIP COLLECTOR								
VOTE FOR NOT MORE THAN 1								
(WITH 18 OF 18 PRECINCTS COUNTED)								
MARK GAWRON	2,652	56.67	202	440	1,939	0		71
No Candidate	0		0	0	0	0		0
QUINN POLASKI	2,028	43.33	317	329	1,200	2		180
Over Votes	1		0	0	1	0		0
Under Votes	331		31	55	233	1		11
HOMER TOWNSHIP TRUSTEE								
VOTE FOR NOT MORE THAN 4								
(WITH 18 OF 18 PRECINCTS COUNTED)								
MATTHEW CONNELLY	2,657	14.73	218	445	1,922	0		72
ROB RIVERA	2,509	13.91	204	396	1,837	0		72
ANGELLA ADOLF	2,620	14.52	214	449	1,878	0		79
MIKE BONOMO	2,524	13.99	196	429	1,827	0		72
No Candidate	0		0	0	0	0		0
ED KALAS	1,964	10.89	295	310	1,182	2		175
TOM FIJAN	1,782	9.88	280	288	1,042	2		170
KEN MARCIN	1,923	10.66	298	309	1,140	2		174
SHARON SWEAS	2,062	11.43	326	328	1,220	2		186
Over Votes	2		0	0	1	0		1
Under Votes	1,999		169	342	1,440	4		44

	TOTAL VOTES	%	VOTE BY MAIL	EARLY VOTING	ELECTION DAY	PROVISIONAL	POSTMARK	VBM
JACKSON TOWNSHIP SUPERVISOR								
VOTE FOR NOT MORE THAN 1								
(WITH 2 OF 2 PRECINCTS COUNTED)								
MATTHEW ROBBINS	219	100.00	27	33	149	0		10
No Candidate	0		0	0	0	0		0
Over Votes	0		0	0	0	0		0
Under Votes	55		9	6	37	0		3
JACKSON TOWNSHIP CLERK								
VOTE FOR NOT MORE THAN 1								
(WITH 2 OF 2 PRECINCTS COUNTED)								
KATHRYN HUNT	219	100.00	26	31	152	0		10
No Candidate	0		0	0	0	0		0
Over Votes	0		0	0	0	0		0
Under Votes	55		10	8	34	0		3
JACKSON TOWNSHIP ASSESSOR								
VOTE FOR NOT MORE THAN 1								
(WITH 2 OF 2 PRECINCTS COUNTED)								
DELILAH LeGRET	222	100.00	27	32	153	0		10
No Candidate	0		0	0	0	0		0
Over Votes	0		0	0	0	0		0
Under Votes	52		9	7	33	0		3
JACKSON TOWNSHIP HIGHWAY COMMISSIONER								
VOTE FOR NOT MORE THAN 1								
(WITH 2 OF 2 PRECINCTS COUNTED)								
MATTHEW WALSH	224	100.00	26	32	158	0		8
No Candidate	0		0	0	0	0		0
Over Votes	0		0	0	0	0		0
Under Votes	50		10	7	28	0		5
JACKSON TOWNSHIP COLLECTOR								
VOTE FOR NOT MORE THAN 1								
(WITH 2 OF 2 PRECINCTS COUNTED)								
No Candidate	0		0	0	0	0		0
No Candidate	0		0	0	0	0		0
Over Votes	0		0	0	0	0		0
Under Votes	274		36	39	186	0		13
JACKSON TOWNSHIP TRUSTEE								
VOTE FOR NOT MORE THAN 4								
(WITH 2 OF 2 PRECINCTS COUNTED)								
JAKE FANNING	182	25.00	20	26	129	0		7
NORMAN FANNING	190	26.10	22	28	132	0		8
COLEY O'CONNELL	182	25.00	22	27	126	0		7
JENNIFER TIBBLE	174	23.90	22	28	117	0		7
No Candidate	0		0	0	0	0		0
Over Votes	0		0	0	0	0		0
Under Votes	368		58	47	240	0		23

	TOTAL VOTES	%	VOTE BY MAIL	EARLY VOTING	ELECTION DAY	PROVISIONAL	POSTMARK	VBM
JOLIET TOWNSHIP SUPERVISOR								
VOTE FOR NOT MORE THAN 1								
(WITH 37 OF 37 PRECINCTS COUNTED)								
DIANE M. HARRIS	2,120	34.49	188	307	1,534	1		90
ANGEL CONTRERAS	3,244	52.78	413	717	1,912	4		198
JODI ADELMAN-SARTORI	782	12.72	98	96	542	1		45
Over Votes	5		0	1	4	0		0
Under Votes	250		33	36	160	2		19
JOLIET TOWNSHIP CLERK								
VOTE FOR NOT MORE THAN 1								
(WITH 37 OF 37 PRECINCTS COUNTED)								
No Candidate	0		0	0	0	0		0
ALICIA MORALES	4,991	100.00	629	956	3,133	4		269
Over Votes	0		0	0	0	0		0
Under Votes	1,410		103	201	1,019	4		83
JOLIET TOWNSHIP ASSESSOR								
VOTE FOR NOT MORE THAN 1								
(WITH 37 OF 37 PRECINCTS COUNTED)								
No Candidate	0		0	0	0	0		0
JAMES BRENCZEWSKI	5,069	100.00	640	934	3,215	5		275
Over Votes	0		0	0	0	0		0
Under Votes	1,332		92	223	937	3		77
JOLIET TOWNSHIP HIGHWAY COMMISSIONER								
VOTE FOR NOT MORE THAN 1								
(WITH 37 OF 37 PRECINCTS COUNTED)								
JOHN LAWSON	2,124	34.49	214	246	1,571	1		92
VINCENT ALESSIO	3,458	56.15	436	793	2,015	3		211
MICHAEL T. TURNBULL	577	9.37	65	74	408	1		29
Over Votes	6		0	2	3	0		1
Under Votes	236		17	42	155	3		19
JOLIET TOWNSHIP COLLECTOR								
VOTE FOR NOT MORE THAN 1								
(WITH 37 OF 37 PRECINCTS COUNTED)								
No Candidate	0		0	0	0	0		0
ARCHIE GAVIN	4,804	100.00	603	905	3,029	5		262
Over Votes	0		0	0	0	0		0
Under Votes	1,597		129	252	1,123	3		90
JOLIET TOWNSHIP TRUSTEE								
VOTE FOR NOT MORE THAN 4								
(WITH 37 OF 37 PRECINCTS COUNTED)								
JASON KING	1,931	9.93	173	227	1,454	1		76
TIM HENDRICKS	1,998	10.27	207	218	1,485	0		88
JAN W. NAHORSKI	2,020	10.39	209	228	1,487	0		96
SUZANNA IBARRA	3,565	18.33	475	731	2,130	4		225
CESAR ESCUTIA	3,181	16.36	424	692	1,867	3		195
RAYMOND F. SLATTERY	3,529	18.15	480	665	2,146	3		235
KARL FERRELL	3,222	16.57	429	645	1,937	3		208
Over Votes	5		0	1	4	0		0
Under Votes	6,138		531	1,218	4,086	18		285

	TOTAL VOTES	%	VOTE BY MAIL	EARLY VOTING	ELECTION DAY	PROVISIONAL	POSTMARK	VBM
LOCKPORT TOWNSHIP SUPERVISOR								
VOTE FOR NOT MORE THAN 1								
(WITH 24 OF 24 PRECINCTS COUNTED)								
DARREN DESKIN	2,763	44.09	294	382	2,022	1		64
RON ALBERICO	3,504	55.91	748	609	1,956	2		189
Over Votes	3		0	0	3	0		0
Under Votes	191		24	24	135	1		7
LOCKPORT TOWNSHIP CLERK								
VOTE FOR NOT MORE THAN 1								
(WITH 24 OF 24 PRECINCTS COUNTED)								
ANNETTE PARKER	3,095	49.34	354	432	2,226	1		82
ERIN GOTTS	3,178	50.66	683	564	1,760	2		169
Over Votes	3		0	1	2	0		0
Under Votes	185		29	18	128	1		9
LOCKPORT TOWNSHIP ASSESSOR								
VOTE FOR NOT MORE THAN 1								
(WITH 24 OF 24 PRECINCTS COUNTED)								
TIM McNALLY	3,035	48.88	308	434	2,216	1		76
MARY ANN WILLIAMSON	3,174	51.12	718	547	1,732	2		175
Over Votes	0		0	0	0	0		0
Under Votes	252		40	34	168	1		9
LOCKPORT TOWNSHIP HIGHWAY COMMISSIONER								
VOTE FOR NOT MORE THAN 1								
(WITH 24 OF 24 PRECINCTS COUNTED)								
JIM LOUCH	3,231	51.45	381	488	2,284	1		77
JOHN BATUSICH	3,049	48.55	660	504	1,710	2		173
Over Votes	2		0	0	2	0		0
Under Votes	179		25	23	120	1		10
LOCKPORT TOWNSHIP COLLECTOR								
VOTE FOR NOT MORE THAN 1								
(WITH 24 OF 24 PRECINCTS COUNTED)								
JESSICA CANNADAY	3,456	56.28	411	501	2,445	1		98
ESTIVER SALAMANCA	2,685	43.72	616	470	1,446	2		151
Over Votes	1		0	0	1	0		0
Under Votes	319		39	44	224	1		11
LOCKPORT TOWNSHIP TRUSTEE								
VOTE FOR NOT MORE THAN 4								
(WITH 24 OF 24 PRECINCTS COUNTED)								
GREGG BICKUS	2,945	12.69	334	428	2,107	1		75
DENISE SALVINO	3,079	13.27	366	454	2,177	1		81
KEN BEATON	2,690	11.59	283	393	1,949	1		64
MICHAEL LEWANDOWSKI	2,850	12.28	332	407	2,039	1		71
DEAN MORELLI	3,170	13.66	698	566	1,727	2		177
KAREN JOHNSON	2,969	12.80	699	495	1,603	1		171
SHERRY WILLIAMS	2,909	12.54	679	487	1,583	1		159
SCOTT POINTON	2,589	11.16	597	454	1,388	1		149
Over Votes	8		1	0	5	0		2
Under Votes	2,611		272	376	1,871	7		85

	TOTAL VOTES	%	VOTE BY MAIL	EARLY VOTING	ELECTION DAY	PROVISIONAL	POSTMARK	VBM
MANHATTAN TOWNSHIP SUPERVISOR								
VOTE FOR NOT MORE THAN 1								
(WITH 4 OF 4 PRECINCTS COUNTED)								
JAMES F. WALSH	1,122	100.00	98	123	848	1		52
No Candidate	0		0	0	0	0		0
Over Votes	0		0	0	0	0		0
Under Votes	322		19	45	247	0		11
MANHATTAN TOWNSHIP CLERK								
VOTE FOR NOT MORE THAN 1								
(WITH 4 OF 4 PRECINCTS COUNTED)								
No Candidate	0		0	0	0	0		0
KELLY BALTAS	1,157	100.00	97	110	907	0		43
Over Votes	0		0	0	0	0		0
Under Votes	287		20	58	188	1		20
MANHATTAN TOWNSHIP ASSESSOR								
VOTE FOR NOT MORE THAN 1								
(WITH 4 OF 4 PRECINCTS COUNTED)								
No Candidate	0		0	0	0	0		0
No Candidate	0		0	0	0	0		0
JOSEPH R. OLDANI	1,085	100.00	94	106	842	0		43
Over Votes	0		0	0	0	0		0
Under Votes	359		23	62	253	1		20
MANHATTAN TOWNSHIP HIGHWAY COMMISSIONER								
VOTE FOR NOT MORE THAN 1								
(WITH 4 OF 4 PRECINCTS COUNTED)								
No Candidate	0		0	0	0	0		0
JIM "J.B." BALTAS	1,168	100.00	97	110	916	0		45
Over Votes	0		0	0	0	0		0
Under Votes	276		20	58	179	1		18
MANHATTAN TOWNSHIP COLLECTOR								
VOTE FOR NOT MORE THAN 1								
(WITH 4 OF 4 PRECINCTS COUNTED)								
BARBARA J. DAUGHERTY	1,047	100.00	91	117	787	1		51
No Candidate	0		0	0	0	0		0
Over Votes	0		0	0	0	0		0
Under Votes	397		26	51	308	0		12
MANHATTAN TOWNSHIP TRUSTEE								
VOTE FOR NOT MORE THAN 4								
(WITH 4 OF 4 PRECINCTS COUNTED)								
No Candidate	0		0	0	0	0		0
EILEEN FITZER	891	24.87	85	87	682	0		37
BILL McGRATH	958	26.74	88	88	751	0		31
PAUL WOODCOCK	870	24.28	85	81	672	0		32
MARK YUNKER	864	24.11	82	77	667	0		38
Over Votes	0		0	0	0	0		0
Under Votes	2,193		128	339	1,608	4		114

	TOTAL VOTES	%	VOTE BY MAIL	EARLY VOTING	ELECTION DAY	PROVISIONAL	POSTMARK	VBM
MONEE TOWNSHIP SUPERVISOR								
VOTE FOR NOT MORE THAN 1								
(WITH 8 OF 8 PRECINCTS COUNTED)								
DONNA T. DETTBARN.	1,544	100.00	183	194	1,104	3		60
No Candidate	0		0	0	0	0		0
Over Votes	0		0	0	0	0		0
Under Votes	458		24	36	389	0		9
MONEE TOWNSHIP CLERK								
VOTE FOR NOT MORE THAN 1								
(WITH 8 OF 8 PRECINCTS COUNTED)								
BOBBY R. LATHAN SR	1,528	100.00	176	191	1,098	3		60
No Candidate	0		0	0	0	0		0
Over Votes	0		0	0	0	0		0
Under Votes	474		31	39	395	0		9
MONEE TOWNSHIP ASSESSOR								
VOTE FOR NOT MORE THAN 1								
(WITH 8 OF 8 PRECINCTS COUNTED)								
SANDRA HEARD	1,502	100.00	167	190	1,082	3		60
No Candidate	0		0	0	0	0		0
Over Votes	0		0	0	0	0		0
Under Votes	500		40	40	411	0		9
MONEE TOWNSHIP HIGHWAY COMMISSIONER								
VOTE FOR NOT MORE THAN 1								
(WITH 8 OF 8 PRECINCTS COUNTED)								
DAVID E. DEUTSCHE.	1,530	100.00	179	191	1,097	3		60
No Candidate	0		0	0	0	0		0
Over Votes	0		0	0	0	0		0
Under Votes	472		28	39	396	0		9
MONEE TOWNSHIP COLLECTOR								
VOTE FOR NOT MORE THAN 1								
(WITH 8 OF 8 PRECINCTS COUNTED)								
CALVIN LACEFIELD	1,469	100.00	172	189	1,047	2		59
No Candidate	0		0	0	0	0		0
Over Votes	0		0	0	0	0		0
Under Votes	533		35	41	446	1		10
MONEE TOWNSHIP TRUSTEE								
VOTE FOR NOT MORE THAN 4								
(WITH 8 OF 8 PRECINCTS COUNTED)								
TERRI L. BOLES.	1,048	24.35	140	136	723	2		47
DEBORAH BURGESS	1,194	27.74	156	153	838	2		45
BILLY MORGAN	974	22.63	130	136	660	3		45
JAMES W. YOUNG.	1,088	25.28	137	132	761	3		55
No Candidate	0		0	0	0	0		0
Over Votes	0		0	0	0	0		0
Under Votes	3,704		265	363	2,990	2		84

	TOTAL VOTES	%	VOTE BY MAIL	EARLY VOTING	ELECTION DAY	PROVISIONAL	POSTMARK	VBM
NEW LENOX TOWNSHIP SUPERVISOR								
VOTE FOR NOT MORE THAN 1								
(WITH 20 OF 20 PRECINCTS COUNTED)								
No Candidate	0		0	0	0	0		0
CASS WENNLUND	3,694	100.00	416	568	2,543	1		166
Over Votes	0		0	0	0	0		0
Under Votes	958		206	154	517	1		80
NEW LENOX TOWNSHIP CLERK								
VOTE FOR NOT MORE THAN 1								
(WITH 20 OF 20 PRECINCTS COUNTED)								
No Candidate	0		0	0	0	0		0
DAVE MEDEMA	2,970	67.82	295	475	2,067	0		133
MAUREEN FLANAGAN BRODERICK	1,409	32.18	258	213	841	2		95
Over Votes	2		1	0	0	0		1
Under Votes	271		68	34	152	0		17
NEW LENOX TOWNSHIP ASSESSOR								
VOTE FOR NOT MORE THAN 1								
(WITH 20 OF 20 PRECINCTS COUNTED)								
No Candidate	0		0	0	0	0		0
BONNIE LUCKHART HERNANDEZ	3,703	100.00	425	581	2,524	1		172
Over Votes	0		0	0	0	0		0
Under Votes	949		197	141	536	1		74
NEW LENOX TOWNSHIP HIGHWAY COMMISSIONER								
VOTE FOR NOT MORE THAN 1								
(WITH 20 OF 20 PRECINCTS COUNTED)								
DAVID MAINE	1,288	28.16	302	176	696	1		113
RONALD A. SLY	3,286	71.84	308	533	2,318	1		126
Over Votes	0		0	0	0	0		0
Under Votes	78		12	13	46	0		7
NEW LENOX TOWNSHIP COLLECTOR								
VOTE FOR NOT MORE THAN 1								
(WITH 20 OF 20 PRECINCTS COUNTED)								
SHEILA CORRIGAN	1,614	36.09	345	244	886	2		137
PHILIP JUAREZ	2,858	63.91	256	451	2,051	0		100
Over Votes	4		1	0	3	0		0
Under Votes	176		20	27	120	0		9
NEW LENOX TOWNSHIP TRUSTEE								
VOTE FOR NOT MORE THAN 4								
(WITH 20 OF 20 PRECINCTS COUNTED)								
ALEX VANCINA	1,523	8.78	326	229	828	2		138
MICHELLE DeBELLA MONBROD	1,421	8.19	317	214	749	2		139
LAURA KINNAN	1,426	8.22	320	206	768	2		130
MICHELLE FADELEY	1,427	8.22	319	213	765	2		128
MARTIN J. BOBAN	2,955	17.03	275	472	2,105	0		103
BARBARA E. KAUPAS	2,979	17.16	289	482	2,106	0		102
KATHY A. HILTON	2,828	16.29	255	454	2,024	0		95
PATRICIA A. DEITERS	2,797	16.12	255	449	2,007	0		86
Over Votes	1		0	0	1	0		0
Under Votes	1,248		132	169	884	0		63

	TOTAL VOTES	%	VOTE BY MAIL	EARLY VOTING	ELECTION DAY	PROVISIONAL	POSTMARK	VBM
PEOTONE TOWNSHIP SUPERVISOR								
VOTE FOR NOT MORE THAN 1								
(WITH 2 OF 2 PRECINCTS COUNTED)								
GENE YOUNKER	596	100.00	48	8	519	0		21
No Candidate	0		0	0	0	0		0
Over Votes	0		0	0	0	0		0
Under Votes	96		11	1	77	0		7
PEOTONE TOWNSHIP CLERK								
VOTE FOR NOT MORE THAN 1								
(WITH 2 OF 2 PRECINCTS COUNTED)								
KENT B. HEISNER	580	100.00	47	7	503	0		23
No Candidate	0		0	0	0	0		0
Over Votes	0		0	0	0	0		0
Under Votes	112		12	2	93	0		5
PEOTONE TOWNSHIP ASSESSOR								
VOTE FOR NOT MORE THAN 1								
(WITH 2 OF 2 PRECINCTS COUNTED)								
VIRGINIA GATES-HAMANN	558	100.00	44	6	486	0		22
No Candidate	0		0	0	0	0		0
Over Votes	0		0	0	0	0		0
Under Votes	134		15	3	110	0		6
PEOTONE TOWNSHIP HIGHWAY COMMISSIONER								
VOTE FOR NOT MORE THAN 1								
(WITH 2 OF 2 PRECINCTS COUNTED)								
JOHN HACK	577	100.00	46	7	501	0		23
No Candidate	0		0	0	0	0		0
Over Votes	0		0	0	0	0		0
Under Votes	115		13	2	95	0		5
PEOTONE TOWNSHIP COLLECTOR								
VOTE FOR NOT MORE THAN 1								
(WITH 2 OF 2 PRECINCTS COUNTED)								
No Candidate	0		0	0	0	0		0
No Candidate	0		0	0	0	0		0
Over Votes	0		0	0	0	0		0
Under Votes	692		59	9	596	0		28
PEOTONE TOWNSHIP TRUSTEE								
VOTE FOR NOT MORE THAN 4								
(WITH 2 OF 2 PRECINCTS COUNTED)								
GRANT E. HEATHERWICK	470	23.29	35	4	409	0		22
JIM MORGAN	470	23.29	40	6	405	0		19
RANDY SWARTZ	479	23.74	42	6	412	0		19
RONALD E. SCHUBBE	532	26.36	42	7	460	0		23
No Candidate	0		0	0	0	0		0
WRITE-IN	67	3.32	3	2	58	0		4
Over Votes	0		0	0	0	0		0
Under Votes	750		74	11	640	0		25

RUN DATE:04/21/21 11:48 AM

REPORT-EL45A PAGE 032

	TOTAL VOTES	%	VOTE BY MAIL	EARLY VOTING	ELECTION DAY	PROVISIONAL	POSTMARK	VBM
PLAINFIELD TOWNSHIP SUPERVISOR								
VOTE FOR NOT MORE THAN 1 (WITH 35 OF 35 PRECINCTS COUNTED)								
CANDIDATE WITHDREW	3,090	82.60	372	320	2,224	5		169
No Candidate	0		0	0	0	0		0
WRITE-IN	651	17.40	106	101	397	1		46
Over Votes	5		3	0	2	0		0
Under Votes	1,595		156	223	1,138	1		77
PLAINFIELD TOWNSHIP CLERK								
VOTE FOR NOT MORE THAN 1 (WITH 35 OF 35 PRECINCTS COUNTED)								
MICHELLE L SMITH	4,062	100.00	461	452	2,943	5		201
No Candidate	0		0	0	0	0		0
Over Votes	0		0	0	0	0		0
Under Votes	1,279		176	192	818	2		91
PLAINFIELD TOWNSHIP ASSESSOR								
VOTE FOR NOT MORE THAN 1 (WITH 35 OF 35 PRECINCTS COUNTED)								
ERIN KLJAICH	4,025	100.00	457	451	2,907	5		205
No Candidate	0		0	0	0	0		0
Over Votes	0		0	0	0	0		0
Under Votes	1,316		180	193	854	2		87
PLAINFIELD TOWNSHIP HIGHWAY COMMISSIONER								
VOTE FOR NOT MORE THAN 1 (WITH 35 OF 35 PRECINCTS COUNTED)								
DOUG SHREVE	4,050	100.00	459	451	2,929	5		206
No Candidate	0		0	0	0	0		0
Over Votes	0		0	0	0	0		0
Under Votes	1,291		178	193	832	2		86
PLAINFIELD TOWNSHIP COLLECTOR								
VOTE FOR NOT MORE THAN 1 (WITH 35 OF 35 PRECINCTS COUNTED)								
ROBERT M. ENRIGHT	3,952	100.00	448	431	2,868	5		200
No Candidate	0		0	0	0	0		0
Over Votes	0		0	0	0	0		0
Under Votes	1,389		189	213	893	2		92
PLAINFIELD TOWNSHIP TRUSTEE								
VOTE FOR NOT MORE THAN 4 (WITH 35 OF 35 PRECINCTS COUNTED)								
MATTHEW C. STARR	3,259	25.60	390	362	2,329	5		173
ERNEST C. KNIGHT	3,056	24.00	372	334	2,184	4		162
ERIC NELSON	3,200	25.13	378	354	2,294	4		170
ELAINE "LAIN" VAN BUSKIRK	3,217	25.27	398	361	2,280	4		174
No Candidate	0		0	0	0	0		0
Over Votes	0		0	0	0	0		0
Under Votes	8,632		1,010	1,165	5,957	11		489

	TOTAL VOTES	%	VOTE BY MAIL	EARLY VOTING	ELECTION DAY	PROVISIONAL	POSTMARK	VBM
REED TOWNSHIP SUPERVISOR								
VOTE FOR NOT MORE THAN 1								
(WITH 3 OF 3 PRECINCTS COUNTED)								
JOHN GUISTAT	337	43.37	19	48	266	0		4
SHERILL KNORR	440	56.63	55	86	290	1		8
Over Votes	0		0	0	0	0		0
Under Votes	29		0	8	20	0		1
REED TOWNSHIP CLERK								
VOTE FOR NOT MORE THAN 1								
(WITH 3 OF 3 PRECINCTS COUNTED)								
No Candidate	0		0	0	0	0		0
ANGELA HUTTON	550	71.24	50	125	368	0		7
SUE GRYGIEL	222	28.76	24	15	177	1		5
Over Votes	1		0	0	1	0		0
Under Votes	33		0	2	30	0		1
REED TOWNSHIP ASSESSOR								
VOTE FOR NOT MORE THAN 1								
(WITH 3 OF 3 PRECINCTS COUNTED)								
No Candidate	0		0	0	0	0		0
MELANIE NORAMCZYK	573	100.00	63	100	400	0		10
Over Votes	0		0	0	0	0		0
Under Votes	233		11	42	176	1		3
REED TOWNSHIP HIGHWAY COMMISSIONER								
VOTE FOR NOT MORE THAN 1								
(WITH 3 OF 3 PRECINCTS COUNTED)								
JAMES VEHR	253	32.35	23	22	203	0		5
JOHN DIXON JR.	529	67.65	49	118	354	1		7
Over Votes	0		0	0	0	0		0
Under Votes	24		2	2	19	0		1
REED TOWNSHIP COLLECTOR								
VOTE FOR NOT MORE THAN 1								
(WITH 3 OF 3 PRECINCTS COUNTED)								
CANDIDATE WITHDREW	512	100.00	45	73	385	0		9
No Candidate	0		0	0	0	0		0
Over Votes	0		0	0	0	0		0
Under Votes	294		29	69	191	1		4
REED TOWNSHIP TRUSTEE								
VOTE FOR NOT MORE THAN 4								
(WITH 3 OF 3 PRECINCTS COUNTED)								
ADAM BEATY	371	14.34	23	61	282	0		5
THOMAS "TJ" SFORZA	346	13.37	24	46	268	1		7
MICHAEL GRYGIEL	250	9.66	29	25	191	0		5
STEVE BOLATTO	404	15.61	46	75	276	1		6
BRIAN KNORR	335	12.94	46	72	210	1		6
PAMELA TESSLER	423	16.34	58	72	286	0		7
SCOTT FAVERO	459	17.74	47	90	315	1		6
Over Votes	0		0	0	0	0		0
Under Votes	636		23	127	476	0		10

	TOTAL VOTES	%	VOTE BY MAIL	EARLY VOTING	ELECTION DAY	PROVISIONAL	POSTMARK	VBM
TROY TOWNSHIP SUPERVISOR								
VOTE FOR NOT MORE THAN 1								
(WITH 22 OF 22 PRECINCTS COUNTED)								
JOSEPH D. BALTZ	3,685	100.00	443	434	2,645	1		162
No Candidate	0		0	0	0	0		0
Over Votes	0		0	0	0	0		0
Under Votes	1,083		135	170	701	0		77
TROY TOWNSHIP CLERK								
VOTE FOR NOT MORE THAN 1								
(WITH 22 OF 22 PRECINCTS COUNTED)								
LAWRENCE RYAN	3,620	100.00	435	423	2,603	1		158
No Candidate	0		0	0	0	0		0
Over Votes	0		0	0	0	0		0
Under Votes	1,148		143	181	743	0		81
TROY TOWNSHIP ASSESSOR								
VOTE FOR NOT MORE THAN 1								
(WITH 22 OF 22 PRECINCTS COUNTED)								
KIMBERLY ANDERSON	3,555	100.00	432	414	2,555	1		153
No Candidate	0		0	0	0	0		0
Over Votes	0		0	0	0	0		0
Under Votes	1,213		146	190	791	0		86
TROY TOWNSHIP HIGHWAY COMMISSIONER								
VOTE FOR NOT MORE THAN 1								
(WITH 22 OF 22 PRECINCTS COUNTED)								
THOMAS R. WARD	3,639	100.00	438	427	2,617	1		156
No Candidate	0		0	0	0	0		0
Over Votes	0		0	0	0	0		0
Under Votes	1,129		140	177	729	0		83
TROY TOWNSHIP COLLECTOR								
VOTE FOR NOT MORE THAN 1								
(WITH 22 OF 22 PRECINCTS COUNTED)								
DAWN DAMIANI	3,488	100.00	426	404	2,504	1		153
No Candidate	0		0	0	0	0		0
Over Votes	0		0	0	0	0		0
Under Votes	1,280		152	200	842	0		86
TROY TOWNSHIP TRUSTEE								
VOTE FOR NOT MORE THAN 4								
(WITH 22 OF 22 PRECINCTS COUNTED)								
BRETT WHEELER	2,946	27.12	367	347	2,099	1		132
BRYAN KOPMAN	2,763	25.44	345	325	1,966	0		127
JEROME NUDEIRA, JR.	2,552	23.49	334	299	1,802	0		117
JOHNNIE D. GREENWOOD	2,601	23.95	334	293	1,860	0		114
No Candidate	0		0	0	0	0		0
Over Votes	0		0	0	0	0		0
Under Votes	8,210		932	1,152	5,657	3		466

	TOTAL VOTES	%	VOTE BY MAIL	EARLY VOTING	ELECTION DAY	PROVISIONAL	POSTMARK	VBM
WASHINGTON TOWNSHIP SUPERVISOR								
VOTE FOR NOT MORE THAN 1								
(WITH 3 OF 3 PRECINCTS COUNTED)								
MICHAEL E. STANULA	913	100.00	76	202	627	0		8
No Candidate	0		0	0	0	0		0
Over Votes	0		0	0	0	0		0
Under Votes	264		17	69	174	0		4
WASHINGTON TOWNSHIP CLERK								
VOTE FOR NOT MORE THAN 1								
(WITH 3 OF 3 PRECINCTS COUNTED)								
JOSEPH W. BURGESS	924	100.00	73	213	630	0		8
No Candidate	0		0	0	0	0		0
Over Votes	0		0	0	0	0		0
Under Votes	253		20	58	171	0		4
WASHINGTON TOWNSHIP ASSESSOR								
VOTE FOR NOT MORE THAN 1								
(WITH 3 OF 3 PRECINCTS COUNTED)								
PATRICIA PETERS	906	100.00	70	210	617	0		9
No Candidate	0		0	0	0	0		0
Over Votes	0		0	0	0	0		0
Under Votes	271		23	61	184	0		3
WASHINGTON TOWNSHIP HIGHWAY COMMISSIONER								
VOTE FOR NOT MORE THAN 1								
(WITH 3 OF 3 PRECINCTS COUNTED)								
MICHAEL R. SMITH	703	63.97	42	173	480	0		8
No Candidate	0		0	0	0	0		0
JAMES A. SCHOENBECK	396	36.03	35	84	274	0		3
Over Votes	0		0	0	0	0		0
Under Votes	78		16	14	47	0		1
WASHINGTON TOWNSHIP COLLECTOR								
VOTE FOR NOT MORE THAN 1								
(WITH 3 OF 3 PRECINCTS COUNTED)								
No Candidate	0		0	0	0	0		0
No Candidate	0		0	0	0	0		0
Over Votes	0		0	0	0	0		0
Under Votes	1,177		93	271	801	0		12
WASHINGTON TOWNSHIP TRUSTEE								
VOTE FOR NOT MORE THAN 4								
(WITH 3 OF 3 PRECINCTS COUNTED)								
TRACY HELDT	768	25.72	58	169	533	0		8
MARK HERLITZ	708	23.71	59	155	488	0		6
GEORGE OBRADOVICH	743	24.88	58	164	514	0		7
TERESA PETERSON	767	25.69	60	169	530	0		8
No Candidate	0		0	0	0	0		0
Over Votes	0		0	0	0	0		0
Under Votes	1,722		137	427	1,139	0		19

	TOTAL VOTES	%	VOTE BY MAIL	EARLY VOTING	ELECTION DAY	PROVISIONAL	POSTMARK	VBM
WASHINGTON TOWNSHIP COMMUNITY BUILDING MANAGER								
VOTE FOR NOT MORE THAN 3								
(WITH 3 OF 3 PRECINCTS COUNTED)								
DANIEL WATERMAN	711	35.27	58	159	486	0		8
STACY MAZUREK	617	30.61	51	141	419	0		6
TERESA PETERSON	688	34.13	52	163	468	0		5
Over Votes	0		0	0	0	0		0
Under Votes	1,515		118	350	1,030	0		17
WESLEY TOWNSHIP SUPERVISOR								
VOTE FOR NOT MORE THAN 1								
(WITH 1 OF 1 PRECINCTS COUNTED)								
MIKE MEDLIN	117	100.00	9	1	101	0		6
Over Votes	0		0	0	0	0		0
Under Votes	14		1	0	13	0		0
WESLEY TOWNSHIP CLERK								
VOTE FOR NOT MORE THAN 1								
(WITH 1 OF 1 PRECINCTS COUNTED)								
SHERRY YAKIMA	114	100.00	9	1	98	0		6
Over Votes	0		0	0	0	0		0
Under Votes	17		1	0	16	0		0
WESLEY TOWNSHIP ASSESSOR								
VOTE FOR NOT MORE THAN 1								
(WITH 1 OF 1 PRECINCTS COUNTED)								
No Candidate	0		0	0	0	0		0
Over Votes	0		0	0	0	0		0
Under Votes	131		10	1	114	0		6
WESLEY TOWNSHIP HIGHWAY COMMISSIONER								
VOTE FOR NOT MORE THAN 1								
(WITH 1 OF 1 PRECINCTS COUNTED)								
JEFFREY SORENSEN	119	100.00	9	1	103	0		6
Over Votes	0		0	0	0	0		0
Under Votes	12		1	0	11	0		0
WESLEY TOWNSHIP COLLECTOR								
VOTE FOR NOT MORE THAN 1								
(WITH 1 OF 1 PRECINCTS COUNTED)								
No Candidate	0		0	0	0	0		0
Over Votes	0		0	0	0	0		0
Under Votes	131		10	1	114	0		6
WESLEY TOWNSHIP TRUSTEE								
VOTE FOR NOT MORE THAN 4								
(WITH 1 OF 1 PRECINCTS COUNTED)								
KATHLEEN KENNEDY	62	18.90	10	0	46	0		6
WILLIAM STRAWSON	95	28.96	10	1	80	0		4
LEONARD McCUBBIN	94	28.66	8	1	80	0		5
MICHAEL BECCUE	77	23.48	9	1	64	0		3
Over Votes	0		0	0	0	0		0
Under Votes	196		3	1	186	0		6

	TOTAL VOTES	%	VOTE BY MAIL	EARLY VOTING	ELECTION DAY	PROVISIONAL	POSTMARK	VBM
WHEATLAND TOWNSHIP SUPERVISOR								
VOTE FOR NOT MORE THAN 1								
(WITH 34 OF 34 PRECINCTS COUNTED)								
JEFF KOHL	5,367	47.61	551	1,040	3,525	3		248
MICHAEL CROWNER	5,905	52.39	1,310	1,266	2,684	6		639
Over Votes	0		0	0	0	0		0
Under Votes	587		75	143	294	2		73
WHEATLAND TOWNSHIP CLERK								
VOTE FOR NOT MORE THAN 1								
(WITH 34 OF 34 PRECINCTS COUNTED)								
JACOB SNITKO	5,174	45.62	515	999	3,416	3		241
ANITA S. LISKEY	6,167	54.38	1,359	1,331	2,820	7		650
Over Votes	0		0	0	0	0		0
Under Votes	518		62	119	267	1		69
WHEATLAND TOWNSHIP ASSESSOR								
VOTE FOR NOT MORE THAN 1								
(WITH 34 OF 34 PRECINCTS COUNTED)								
CHUCK KERN	8,127	100.00	1,154	1,595	4,841	4		533
No Candidate	0		0	0	0	0		0
Over Votes	0		0	0	0	0		0
Under Votes	3,732		782	854	1,662	7		427
WHEATLAND TOWNSHIP HIGHWAY COMMISSIONER								
VOTE FOR NOT MORE THAN 1								
(WITH 34 OF 34 PRECINCTS COUNTED)								
BILL ALSTROM	5,639	49.79	599	1,106	3,621	3		310
THOMAS WIESER	5,686	50.21	1,278	1,222	2,588	6		592
Over Votes	1		0	1	0	0		0
Under Votes	533		59	120	294	2		58
WHEATLAND TOWNSHIP COLLECTOR								
VOTE FOR NOT MORE THAN 1								
(WITH 34 OF 34 PRECINCTS COUNTED)								
DAVID J. SCRIVEN-YOUNG	5,701	50.83	641	1,115	3,627	3		315
ARIAN AHMADPOUR	5,514	49.17	1,219	1,200	2,516	6		573
Over Votes	4		1	0	0	0		3
Under Votes	640		75	134	360	2		69
WHEATLAND TOWNSHIP TRUSTEE								
VOTE FOR NOT MORE THAN 4								
(WITH 34 OF 34 PRECINCTS COUNTED)								
GREGORY C. NICHOLS	5,165	12.35	554	1,013	3,346	3		249
COLLEEN M. ROTKIS	5,268	12.59	589	1,014	3,374	3		288
WENDELL HARKINS	4,846	11.58	510	945	3,159	3		229
MEGHNA BANSAL	5,232	12.51	586	1,060	3,304	4		278
KELLY HICKEY	5,632	13.46	1,277	1,168	2,556	6		625
KHADIJA SUFI	5,139	12.28	1,176	1,117	2,301	6		539
TERRY JONES	5,351	12.79	1,205	1,139	2,396	6		605
STEVEN BAUN	5,205	12.44	1,193	1,119	2,316	6		571
Over Votes	9		2	5	2	0		0
Under Votes	5,562		646	1,201	3,252	7		456

	TOTAL VOTES	%	VOTE BY MAIL	EARLY VOTING	ELECTION DAY	PROVISIONAL	POSTMARK	VBM
WILL TOWNSHIP SUPERVISOR								
VOTE FOR NOT MORE THAN 1								
(WITH 1 OF 1 PRECINCTS COUNTED)								
BRIAN CANN	144	100.00	14	2	128	0		0
No Candidate	0		0	0	0	0		0
Over Votes	0		0	0	0	0		0
Under Votes	25		1	1	20	0		3
WILL TOWNSHIP CLERK								
VOTE FOR NOT MORE THAN 1								
(WITH 1 OF 1 PRECINCTS COUNTED)								
ROBERT OGALLA	140	100.00	14	2	122	0		2
No Candidate	0		0	0	0	0		0
Over Votes	0		0	0	0	0		0
Under Votes	29		1	1	26	0		1
WILL TOWNSHIP ASSESSOR								
VOTE FOR NOT MORE THAN 1								
(WITH 1 OF 1 PRECINCTS COUNTED)								
HELEN HEISNER	138	100.00	14	2	120	0		2
No Candidate	0		0	0	0	0		0
Over Votes	0		0	0	0	0		0
Under Votes	31		1	1	28	0		1
WILL TOWNSHIP HIGHWAY COMMISSIONER								
VOTE FOR NOT MORE THAN 1								
(WITH 1 OF 1 PRECINCTS COUNTED)								
BRUCE HAMANN	134	100.00	13	2	117	0		2
No Candidate	0		0	0	0	0		0
Over Votes	0		0	0	0	0		0
Under Votes	35		2	1	31	0		1
WILL TOWNSHIP COLLECTOR								
VOTE FOR NOT MORE THAN 1								
(WITH 1 OF 1 PRECINCTS COUNTED)								
No Candidate	0		0	0	0	0		0
No Candidate	0		0	0	0	0		0
Over Votes	0		0	0	0	0		0
Under Votes	169		15	3	148	0		3
WILL TOWNSHIP TRUSTEE								
VOTE FOR NOT MORE THAN 4								
(WITH 1 OF 1 PRECINCTS COUNTED)								
WARREN ASBRAND	118	25.54	14	2	99	0		3
ANDREA GOEKE	118	25.54	14	2	100	0		2
PAUL T. KWIATKOWSKI	111	24.03	14	2	93	0		2
HOLLY M. MAVES	115	24.89	14	2	96	0		3
No Candidate	0		0	0	0	0		0
Over Votes	0		0	0	0	0		0
Under Votes	214		4	4	204	0		2

	TOTAL VOTES	%	VOTE BY MAIL	EARLY VOTING	ELECTION DAY	PROVISIONAL	POSTMARK	VBM
WILMINGTON TOWNSHIP SUPERVISOR								
VOTE FOR NOT MORE THAN 1								
(WITH 3 OF 3 PRECINCTS COUNTED)								
No Candidate	0		0	0	0	0		0
JOHN PERSIC, JR.	859	100.00	63	11	761	1		23
Over Votes	0		0	0	0	0		0
Under Votes	150		17	4	122	0		7
WILMINGTON TOWNSHIP CLERK								
VOTE FOR NOT MORE THAN 1								
(WITH 3 OF 3 PRECINCTS COUNTED)								
No Candidate	0		0	0	0	0		0
LYN ALLOTT	799	100.00	58	10	708	1		22
Over Votes	0		0	0	0	0		0
Under Votes	210		22	5	175	0		8
WILMINGTON TOWNSHIP ASSESSOR								
VOTE FOR NOT MORE THAN 1								
(WITH 3 OF 3 PRECINCTS COUNTED)								
No Candidate	0		0	0	0	0		0
No Candidate	0		0	0	0	0		0
Over Votes	0		0	0	0	0		0
Under Votes	1,009		80	15	883	1		30
WILMINGTON TOWNSHIP HIGHWAY COMMISSIONER								
VOTE FOR NOT MORE THAN 1								
(WITH 3 OF 3 PRECINCTS COUNTED)								
No Candidate	0		0	0	0	0		0
WILLIAM WEIDLING	834	100.00	61	14	735	1		23
Over Votes	0		0	0	0	0		0
Under Votes	175		19	1	148	0		7
WILMINGTON TOWNSHIP COLLECTOR								
VOTE FOR NOT MORE THAN 1								
(WITH 3 OF 3 PRECINCTS COUNTED)								
No Candidate	0		0	0	0	0		0
No Candidate	0		0	0	0	0		0
Over Votes	0		0	0	0	0		0
Under Votes	1,009		80	15	883	1		30
WILMINGTON TOWNSHIP TRUSTEE								
VOTE FOR NOT MORE THAN 4								
(WITH 3 OF 3 PRECINCTS COUNTED)								
JOANNE FITZPATRICK	530	21.01	58	6	446	0		20
JOHN G. CAIRNS	463	18.35	47	5	390	0		21
TERRIE CAIRNS	422	16.73	46	6	350	0		20
SUSAN CRAGG	604	23.94	46	13	530	1		14
SHERRI A. MICHAELS	504	19.98	28	13	443	1		19
Over Votes	3		0	0	3	0		0
Under Votes	1,501		95	17	1,361	2		26

	TOTAL VOTES	%	VOTE BY MAIL	EARLY VOTING	ELECTION DAY	PROVISIONAL	POSTMARK	VBM
WILTON TOWNSHIP SUPERVISOR								
VOTE FOR NOT MORE THAN 1								
(WITH 1 OF 1 PRECINCTS COUNTED)								
No Candidate	0		0	0	0	0		0
No Candidate	0		0	0	0	0		0
GYNITH BORDEN	96	100.00	8	3	80	0		5
Over Votes	0		0	0	0	0		0
Under Votes	17		0	0	16	0		1
WILTON TOWNSHIP CLERK								
VOTE FOR NOT MORE THAN 1								
(WITH 1 OF 1 PRECINCTS COUNTED)								
No Candidate	0		0	0	0	0		0
No Candidate	0		0	0	0	0		0
JODY THATCHER	94	100.00	8	3	78	0		5
Over Votes	0		0	0	0	0		0
Under Votes	19		0	0	18	0		1
WILTON MULTI-TOWNSHIP ASSESSOR								
VOTE FOR NOT MORE THAN 1								
(WITH 1 OF 1 PRECINCTS COUNTED)								
No Candidate	0		0	0	0	0		0
No Candidate	0		0	0	0	0		0
Over Votes	0		0	0	0	0		0
Under Votes	113		8	3	96	0		6
WILTON TOWNSHIP HIGHWAY COMMISSIONER								
VOTE FOR NOT MORE THAN 1								
(WITH 1 OF 1 PRECINCTS COUNTED)								
No Candidate	0		0	0	0	0		0
No Candidate	0		0	0	0	0		0
RAYMOND J. NUGENT JR.	92	100.00	7	3	77	0		5
Over Votes	0		0	0	0	0		0
Under Votes	21		1	0	19	0		1
WILTON TOWNSHIP COLLECTOR								
VOTE FOR NOT MORE THAN 1								
(WITH 1 OF 1 PRECINCTS COUNTED)								
No Candidate	0		0	0	0	0		0
No Candidate	0		0	0	0	0		0
Over Votes	0		0	0	0	0		0
Under Votes	113		8	3	96	0		6
WILTON TOWNSHIP TRUSTEE								
VOTE FOR NOT MORE THAN 4								
(WITH 1 OF 1 PRECINCTS COUNTED)								
STEPHEN QUIGLEY	77	32.63	3	3	68	0		3
MICHAEL McKINNEY	83	35.17	6	3	71	0		3
KELLY FARMER	76	32.20	7	3	62	0		4
No Candidate	0		0	0	0	0		0
Over Votes	0		0	0	0	0		0
Under Votes	216		16	3	183	0		14

	TOTAL VOTES	%	VOTE BY MAIL	EARLY VOTING	ELECTION DAY	PROVISIONAL	POSTMARK	VBM
WILTON TOWNSHIP COMMUNITY BUILDING MANAGER								
VOTE FOR NOT MORE THAN 1								
(WITH 1 OF 1 PRECINCTS COUNTED)								
No Candidate	0		0	0	0	0		0
Over Votes	0		0	0	0	0		0
Under Votes	113		8	3	96	0		6
BOLINGBROOK PARK COMMISSIONER								
VOTE FOR NOT MORE THAN 2								
(WITH 31 OF 31 PRECINCTS COUNTED)								
JACOB "JAKE" McVEY	6,251	38.31	1,190	1,476	3,220	10		355
CHRISTIAN J. CAIRY	5,946	36.44	1,162	1,481	2,977	13		313
SAUD GAZANFER	4,118	25.24	794	1,128	1,860	10		326
Over Votes	7		1	2	3	0		1
Under Votes	6,025		878	1,771	2,949	13		414
BRAIDWOOD PARK COMMISSIONER								
VOTE FOR NOT MORE THAN 2								
(WITH 3 OF 3 PRECINCTS COUNTED)								
CHRISTOPHER J. EARLEY	511	47.76	56	86	358	1		10
JOSHUA JAMES BOLATTO	559	52.24	51	104	396	1		7
Over Votes	0		0	0	0	0		0
Under Votes	500		29	94	368	0		9
CHANNAHON PARK COMMISSIONER								
VOTE FOR NOT MORE THAN 2								
(WITH 6 OF 6 PRECINCTS COUNTED)								
RONALD DEAN LEHMAN	489	52.19	78	54	331	0		26
ROBERT BABICH	448	47.81	72	51	303	0		22
Over Votes	0		0	0	0	0		0
Under Votes	371		40	37	270	0		24
CRETE PARK COMMISSIONER								
VOTE FOR NOT MORE THAN 3								
(WITH 8 OF 8 PRECINCTS COUNTED)								
MICHAEL E. SMITH	857	36.19	135	137	533	2		50
LAURA STAWICKI	788	33.28	150	132	453	2		51
CARRIE SHARMA	723	30.53	139	120	415	2		47
Over Votes	0		0	0	0	0		0
Under Votes	1,436		179	175	993	0		89
CRETE RURAL PARK COMMISSIONER								
VOTE FOR NOT MORE THAN 2								
(WITH 9 OF 9 PRECINCTS COUNTED)								
No Candidate	0		0	0	0	0		0
WRITE-IN	106	100.00	17	10	71	0		8
Over Votes	0		0	0	0	0		0
Under Votes	2,274		319	344	1,501	6		104

RUN DATE:04/21/21 11:48 AM

REPORT-EL45A PAGE 042

	TOTAL VOTES	%	VOTE BY MAIL	EARLY VOTING	ELECTION DAY	PROVISIONAL	POSTMARK	VBM
FOX VALLEY PARK COMMISSIONER AT LARGE								
VOTE FOR NOT MORE THAN 1								
(WITH 4 OF 4 PRECINCTS COUNTED)								
No Candidate	0		0	0	0	0		0
WRITE-IN.	98	100.00	15	8	65	0		10
Over Votes	0		0	0	0	0		0
Under Votes	978		143	139	613	2		81
FOX VALLEY PARK COMMISSIONER WARD 3								
VOTE FOR NOT MORE THAN 1								
(WITH 4 OF 4 PRECINCTS COUNTED)								
No Candidate	0		0	0	0	0		0
Over Votes	0		0	0	0	0		0
Under Votes	1,076		158	147	678	2		91
FRANKFORT PARK COMMISSIONER								
VOTE FOR NOT MORE THAN 4								
(WITH 13 OF 13 PRECINCTS COUNTED)								
THOMAS C. RUVOLI JR..	1,870	19.47	162	469	1,156	2		81
MARK PONTON.	2,005	20.88	194	494	1,231	1		85
ELMER J. GENTRY	1,781	18.54	162	435	1,113	2		69
MICHAEL C. McCAREY	2,196	22.87	202	544	1,366	1		83
BARBARA J. DUTTON.	1,752	18.24	201	402	1,062	1		86
Over Votes	5		1	1	3	0		0
Under Votes	6,400		455	1,440	4,164	13		328
FRANKFORT SQUARE PARK COMMISSIONER FULL								
VOTE FOR NOT MORE THAN 4								
(WITH 12 OF 12 PRECINCTS COUNTED)								
KENNETH BLACKBURN.	1,211	25.23	191	164	788	1		67
DAVID J. MACEK.	1,211	25.23	184	158	800	2		67
DENIS G. MOORE.	1,187	24.73	175	160	789	1		62
JOHN (FRANK) FLORENTINE.	1,191	24.81	176	155	795	1		64
Over Votes	0		0	0	0	0		0
Under Votes	2,936		426	367	1,980	7		156
FRANKFORT SQUARE PARK COMMISSIONER UNEXP 2YR								
VOTE FOR NOT MORE THAN 1								
(WITH 12 OF 12 PRECINCTS COUNTED)								
BRIAN MULHERAN.	1,425	100.00	193	188	968	2		74
Over Votes	0		0	0	0	0		0
Under Votes	509		95	63	320	1		30
GODLEY PARK COMMISSIONER								
VOTE FOR NOT MORE THAN 1								
(WITH 1 OF 1 PRECINCTS COUNTED)								
JERRY KRUG	19	100.00	5	0	14	0		0
Over Votes	0		0	0	0	0		0
Under Votes	2		1	0	1	0		0

	TOTAL VOTES	%	VOTE BY MAIL	EARLY VOTING	ELECTION DAY	PROVISIONAL	POSTMARK	VBM
JOLIET PARK COMMISSIONER								
VOTE FOR NOT MORE THAN 3								
(WITH 53 OF 53 PRECINCTS COUNTED)								
JOE MUTZ	4,267	25.04	529	623	2,875	3		237
ELVIS LEWIS MADISON, JR.	2,741	16.08	360	551	1,674	2		154
SUE GULAS	5,426	31.84	742	866	3,496	5		317
BILL TATRO	4,607	27.03	634	658	3,037	3		275
Over Votes	4		1	0	2	0		1
Under Votes	8,585		774	1,568	5,787	11		445
LEMONT PARK COMMISSIONER								
VOTE FOR NOT MORE THAN 2								
(WITH 2 OF 2 PRECINCTS COUNTED)								
JULIE MESCHER	5	62.50	0	1	4	0		0
LELAND WAGNER	3	37.50	0	1	2	0		0
Over Votes	0		0	0	0	0		0
Under Votes	16		0	0	12	0		4
LOCKPORT TOWNSHIP PARK COMMISSIONER								
VOTE FOR NOT MORE THAN 2								
(WITH 31 OF 31 PRECINCTS COUNTED)								
JEFFREY GUY RIGONI	5,021	49.07	889	834	3,086	2		210
PATRICK SHERHAN	5,211	50.93	900	814	3,273	2		222
Over Votes	0		0	0	0	0		0
Under Votes	5,350		625	888	3,591	6		240
MANHATTAN PARK COMMISSIONER								
VOTE FOR NOT MORE THAN 3								
(WITH 6 OF 6 PRECINCTS COUNTED)								
JOE FARKAS	916	35.48	83	93	702	0		38
BRIDGET HOPE	878	34.00	88	94	653	0		43
BARBARA EPPS	788	30.52	84	78	587	1		38
Over Votes	0		0	0	0	0		0
Under Votes	1,750		96	239	1,343	2		70
MOKENA COMMUNITY PARK COMMISSIONER FULL								
VOTE FOR NOT MORE THAN 3								
(WITH 15 OF 15 PRECINCTS COUNTED)								
JEFF APEL	1,706	25.75	194	325	1,111	0		76
BOB LINDBLOOM	1,829	27.61	211	337	1,191	0		90
MARY LOUISE KNOERZER	1,832	27.66	218	342	1,174	0		98
ISRAEL J. SMITH	1,257	18.98	130	225	832	0		70
Over Votes	4		0	1	3	0		0
Under Votes	2,769		279	478	1,887	0		125
MOKENA COMMUNITY PARK COMMISSIONER UNEXP 2YR								
VOTE FOR NOT MORE THAN 2								
(WITH 15 OF 15 PRECINCTS COUNTED)								
KATHRYN O'CONNOR	2,102	53.04	248	381	1,362	0		111
DANIEL C. GILBERT	1,861	46.96	213	345	1,201	0		102
Over Votes	0		0	0	0	0		0
Under Votes	2,307		227	414	1,573	0		93

	TOTAL VOTES	%	VOTE BY MAIL	EARLY VOTING	ELECTION DAY	PROVISIONAL	POSTMARK	VBM
NAPERVILLE PARK COMMISSIONER								
VOTE FOR NOT MORE THAN 4								
(WITH 24 OF 24 PRECINCTS COUNTED)								
LESLIE RUFFING	3,245	14.40	694	824	1,399	0		328
NAG JAISWAL	2,202	9.77	358	576	1,076	2		190
MARY GIBSON	3,737	16.59	803	906	1,636	3		389
LEE KASESKA	1,665	7.39	202	419	944	1		99
RHONDA ANSIER	2,610	11.59	555	692	1,066	1		296
ALISON THOMPSON	3,214	14.27	640	828	1,445	3		298
NATHAN WILSON	2,851	12.65	363	688	1,607	3		190
MIKE KING	3,005	13.34	412	696	1,706	3		188
Over Votes	3		0	1	1	0		1
Under Votes	7,655		973	1,779	4,365	4		534
NEW LENOX COMMUNITY PARK COMMISSIONER								
VOTE FOR NOT MORE THAN 2								
(WITH 21 OF 21 PRECINCTS COUNTED)								
MARK C. OTT, JR.	1,969	31.93	236	306	1,300	0		127
BILL THOMSON	1,950	31.63	280	283	1,282	2		103
TED SCHULZ	2,247	36.44	287	363	1,491	1		105
Over Votes	4		0	3	1	0		0
Under Votes	2,408		281	336	1,679	1		111
OSWEGOLAND PARK COMMISSIONER								
VOTE FOR NOT MORE THAN 2								
(WITH 2 OF 2 PRECINCTS COUNTED)								
DANNIELLE WILSON	44	52.38	4	6	31	0		3
SANDRA TARTOL	40	47.62	8	4	26	0		2
Over Votes	0		0	0	0	0		0
Under Votes	46		8	8	29	0		1
PEOTONE PARK COMMISSIONER FULL								
VOTE FOR NOT MORE THAN 2								
(WITH 3 OF 3 PRECINCTS COUNTED)								
MARY BARBARA SIM	388	52.01	39	6	329	0		14
JACKLYN J. VAN OVERMEIREN	358	47.99	34	6	304	0		14
Over Votes	0		0	0	0	0		0
Under Votes	466		29	6	423	0		8
PEOTONE PARK COMMISSIONER UNEXP 2YR								
VOTE FOR NOT MORE THAN 1								
(WITH 3 OF 3 PRECINCTS COUNTED)								
No Candidate	0		0	0	0	0		0
Over Votes	0		0	0	0	0		0
Under Votes	606		51	9	528	0		18
PLAINFIELD TOWNSHIP PK COMMISSIONER								
VOTE FOR NOT MORE THAN 2								
(WITH 43 OF 43 PRECINCTS COUNTED)								
HEATH A. WRIGHT	5,246	96.10	663	600	3,666	6		311
WRITE-IN	213	3.90	31	34	138	0		10
Over Votes	0		0	0	0	0		0
Under Votes	9,251		1,072	1,206	6,370	8		595

	TOTAL VOTES	%	VOTE BY MAIL	EARLY VOTING	ELECTION DAY	PROVISIONAL	POSTMARK	VBM
TINLEY PARK-PARK COMMISSIONER								
VOTE FOR NOT MORE THAN 3								
(WITH 1 OF 1 PRECINCTS COUNTED)								
MARIE B. RYAN	8	33.33	0	0	7	0		1
LISA O'DONOVAN	10	41.67	1	0	8	0		1
DON CUBA	6	25.00	0	0	6	0		0
Over Votes	0		0	0	0	0		0
Under Votes	21		2	0	12	0		7
WILMINGTON PARK COMMISSIONER								
VOTE FOR NOT MORE THAN 2								
(WITH 5 OF 5 PRECINCTS COUNTED)								
PATRICK W. NUGENT	897	100.00	83	9	778	1		26
Over Votes	0		0	0	0	0		0
Under Votes	1,285		115	19	1,098	1		52
WOODRIDGE PARK COMMISSIONER								
VOTE FOR NOT MORE THAN 1								
(WITH 1 OF 1 PRECINCTS COUNTED)								
BILL COHEN	0		0	0	0	0		0
Over Votes	0		0	0	0	0		0
Under Votes	0		0	0	0	0		0
AURORA LIBRARY TRUSTEE								
VOTE FOR NOT MORE THAN 7								
(WITH 4 OF 4 PRECINCTS COUNTED)								
JOSEPH FILAPEK	425	18.58	68	61	252	0		44
PAUL LaTOUR	398	17.40	72	54	233	0		39
MATTHEW J. ORR	455	19.89	77	66	269	0		43
MELINDA A. RIDDICK	612	26.75	101	88	367	0		56
RYAN CYTRYN	398	17.40	70	56	231	0		41
Over Votes	0		0	0	0	0		0
Under Votes	5,244		718	704	3,394	14		414
BEECHER LIBRARY TRUSTEE								
VOTE FOR NOT MORE THAN 2								
(WITH 4 OF 4 PRECINCTS COUNTED)								
RICHARD KERBER	585	39.58	48	126	406	0		5
BEVERLY J. WEHLING	893	60.42	76	207	601	0		9
Over Votes	0		0	0	0	0		0
Under Votes	908		62	211	625	0		10
CRETE LIBRARY TRUSTEE								
VOTE FOR NOT MORE THAN 4								
(WITH 12 OF 12 PRECINCTS COUNTED)								
LESLEE WILLIAMS	1,532	24.69	280	242	932	3		75
PHYLLIS MONKS	1,769	28.51	296	290	1,094	2		87
SUZANNE OLIVER	1,461	23.55	274	244	868	2		73
HEATHER VanZYL	1,442	23.24	273	249	841	3		76
Over Votes	0		0	0	0	0		0
Under Votes	3,836		421	451	2,717	6		241

	TOTAL VOTES	%	VOTE BY MAIL	EARLY VOTING	ELECTION DAY	PROVISIONAL	POSTMARK	VBM
FOSSIL RIDGE LIBRARY TRUSTEE FULL								
VOTE FOR NOT MORE THAN 3								
(WITH 4 OF 4 PRECINCTS COUNTED)								
LuANN BOLATTO	640	40.18	65	106	459	1		9
AVIN STOCKDALE	422	26.49	52	66	297	0		7
SANDRA BAUTER	531	33.33	63	77	381	0		10
Over Votes	0		0	0	0	0		0
Under Votes	1,050		75	183	771	2		19
FOSSIL RIDGE LIBRARY TRUSTEE UNEXP 2YR								
VOTE FOR NOT MORE THAN 1								
(WITH 4 OF 4 PRECINCTS COUNTED)								
SUSAN TRIMBY	673	100.00	72	105	487	0		9
Over Votes	0		0	0	0	0		0
Under Votes	208		13	39	149	1		6
FOUNTAINDALE LIBRARY TRUSTEE								
VOTE FOR NOT MORE THAN 3								
(WITH 33 OF 33 PRECINCTS COUNTED)								
ROBERT "BOBBY" N. ARMSTRONG	5,208	23.92	917	1,359	2,623	8		301
STEVEN J. PRODEHL	3,864	17.75	737	967	1,928	8		224
CELESTE M. BERMEJO	5,575	25.61	1,128	1,427	2,676	12		332
OTIS J. GATLIN	2,916	13.39	621	827	1,273	6		189
JENNIFER KORB	4,208	19.33	845	1,090	2,019	10		244
Over Votes	36		10	8	11	0		7
Under Votes	7,779		1,062	2,457	3,764	10		486
FRANKFORT LIBRARY TRUSTEE FULL								
VOTE FOR NOT MORE THAN 5								
(WITH 21 OF 21 PRECINCTS COUNTED)								
JOHN KARABIS	2,979	19.09	339	654	1,849	4		133
CINDY WAGNER	3,367	21.57	396	714	2,104	4		149
JOHN SCHNEIDER	3,029	19.41	356	655	1,882	4		132
JENNIFER KNUTSON	3,306	21.18	406	708	2,048	3		141
DAVID DRISKO	2,926	18.75	354	638	1,808	3		123
Over Votes	0		0	0	0	0		0
Under Votes	12,108		929	2,436	8,104	22		617
FRANKFORT LIBRARY TRUSTEE UNEXP 2YR								
VOTE FOR NOT MORE THAN 1								
(WITH 21 OF 21 PRECINCTS COUNTED)								
JAN LOOK	4,006	100.00	445	841	2,538	6		176
Over Votes	0		0	0	0	0		0
Under Votes	1,537		111	320	1,021	2		83
HOMER LIBRARY TRUSTEE FULL								
VOTE FOR NOT MORE THAN 3								
(WITH 18 OF 18 PRECINCTS COUNTED)								
ROBERT J. MIKOLS	1,946	19.87	155	329	1,393	0		69
KATHRYN MITCHELL	2,844	29.04	360	471	1,849	2		162
PHYLLIS DAHLSTRAND	2,243	22.90	302	390	1,406	2		143
EILEEN McCAFFREY	2,761	28.19	366	430	1,791	2		172
Over Votes	8		3	1	3	0		1
Under Votes	5,218		458	849	3,671	3		237

RUN DATE:04/21/21 11:48 AM

REPORT-EL45A PAGE 047

	TOTAL VOTES	%	VOTE BY MAIL	EARLY VOTING	ELECTION DAY	PROVISIONAL	POSTMARK	VBM
HOMER LIBRARY TRUSTEE UNEXP 2YR								
VOTE FOR NOT MORE THAN 1								
(WITH 18 OF 18 PRECINCTS COUNTED)								
CLARE LUND	3,583	100.00	429	581	2,385	1		187
Over Votes	0		0	0	0	0		0
Under Votes	1,429		121	243	988	2		75
MANHATTAN-ELWOOD LIBRARY TRUSTEE FULL								
VOTE FOR NOT MORE THAN 4								
(WITH 7 OF 7 PRECINCTS COUNTED)								
KERI ENGLISH	1,010	33.25	112	108	740	0		50
ROBERT BRAAM	913	30.05	102	98	671	0		42
PATRICIA L. BLATTI	1,115	36.70	121	123	823	0		48
No Candidate	0		0	0	0	0		0
Over Votes	0		0	0	0	0		0
Under Votes	3,762		269	495	2,838	4		156
MANHATTAN-ELWOOD LIBRARY TRUSTEE UNEXP 2YR								
VOTE FOR NOT MORE THAN 2								
(WITH 7 OF 7 PRECINCTS COUNTED)								
JANICE KREKEL	1,020	48.48	115	112	747	0		46
JULIE A. MASON	1,084	51.52	116	104	815	1		48
Over Votes	0		0	0	0	0		0
Under Votes	1,296		71	196	974	1		54
MANTENO PUBLIC LIBRARY TRUSTEE FULL								
VOTE FOR NOT MORE THAN 2								
(WITH 1 OF 1 PRECINCTS COUNTED)								
CARA L. BALDWIN	5	45.45	2	0	3	0		0
SUSAN M. TURNER	6	54.55	2	0	4	0		0
Over Votes	0		0	0	0	0		0
Under Votes	3		0	0	3	0		0
MANTENO PUBLIC LIBRARY TRUSTEE UNEXP 2YR								
VOTE FOR NOT MORE THAN 1								
(WITH 1 OF 1 PRECINCTS COUNTED)								
MARY BETH COLLIER	6	100.00	2	0	4	0		0
Over Votes	0		0	0	0	0		0
Under Votes	1		0	0	1	0		0
MOKENA LIBRARY TRUSTEE FULL								
VOTE FOR NOT MORE THAN 3								
(WITH 12 OF 12 PRECINCTS COUNTED)								
CAROL A. THEODOROU	1,928	100.00	175	354	1,316	0		83
No Candidate	0		0	0	0	0		0
Over Votes	0		0	0	0	0		0
Under Votes	5,815		458	1,056	4,072	0		229

	TOTAL VOTES	%	VOTE BY MAIL	EARLY VOTING	ELECTION DAY	PROVISIONAL	POSTMARK	VBM
MOKENA LIBRARY TRUSTEE UNEXP 4YR								
VOTE FOR NOT MORE THAN 2								
(WITH 12 OF 12 PRECINCTS COUNTED)								
MARILYN E. O'ROURKE	1,851	55.90	165	344	1,259	0		83
ALVIN R. KEMPF JR.	1,460	44.10	143	288	963	0		66
Over Votes	0		0	0	0	0		0
Under Votes	1,851		114	308	1,370	0		59
NEW LENOX LIBRARY TRUSTEE								
VOTE FOR NOT MORE THAN 2								
(WITH 21 OF 21 PRECINCTS COUNTED)								
CARI DIDION.	2,590	46.87	410	414	1,602	0		164
COLETTE G. LOECKE.	2,936	53.13	419	481	1,868	0		168
Over Votes	0		0	0	0	0		0
Under Votes	3,214		335	491	2,262	0		126
VILLAGE OF ORLAND PARK LIBRARY TRUSTEE								
VOTE FOR NOT MORE THAN 2								
(WITH 1 OF 1 PRECINCTS COUNTED)								
JOANNA M. LIOTINE LEAFBLAD.	6	23.08	4	0	0	0		2
CHRISTIAN J. BARCELONA	10	38.46	9	0	0	0		1
MOHAMMED JABER.	2	7.69	0	0	1	0		1
JAMIE K. MAKUCH	8	30.77	5	0	1	0		2
Over Votes	0		0	0	0	0		0
Under Votes	18		8	2	6	0		2
OSWEGO LIBRARY TRUSTEE FULL								
VOTE FOR NOT MORE THAN 4								
(WITH 4 OF 4 PRECINCTS COUNTED)								
PETER G. WALLERS	67	30.45	10	5	44	0		8
TERRY TAMBLYN	81	36.82	12	9	52	0		8
JAMES CONNOR	72	32.73	10	7	48	0		7
Over Votes	0		0	0	0	0		0
Under Votes	324		44	47	196	0		37
OSWEGO LIBRARY TRUSTEE UNEXP 2YR								
VOTE FOR NOT MORE THAN 1								
(WITH 4 OF 4 PRECINCTS COUNTED)								
TERRY FRIEDMAN.	93	100.00	12	11	61	0		9
Over Votes	0		0	0	0	0		0
Under Votes	43		7	6	24	0		6
VILLAGE OF PARK FOREST LIBRARY TRUSTEE FULL								
VOTE FOR NOT MORE THAN 2								
(WITH 3 OF 3 PRECINCTS COUNTED)								
ALICE A. McBRIDE	118	45.91	26	9	79	0		4
TEGAN USHER.	57	22.18	12	2	38	0		5
LANCE L. JEFFERSON	66	25.68	7	4	46	0		9
WRITE-IN.	16	6.23	4	2	10	0		0
Over Votes	0		0	0	0	0		0
Under Votes	83		11	7	61	0		4

	TOTAL VOTES	%	VOTE BY MAIL	EARLY VOTING	ELECTION DAY	PROVISIONAL	POSTMARK	VBM
VILLAGE OF PARK FOREST LIBRARY TRUSTEE UNEXP 4YR								
VOTE FOR NOT MORE THAN 1								
(WITH 3 OF 3 PRECINCTS COUNTED)								
No Candidate	0		0	0	0	0	0	0
Over Votes	0		0	0	0	0	0	0
Under Votes	170		30	12	117	0	0	11
VILLAGE OF PARK FOREST LIBRARY TRUSTEE UNEXP 2YR								
VOTE FOR NOT MORE THAN 2								
(WITH 3 OF 3 PRECINCTS COUNTED)								
JANIS ELMORE	138	100.00	26	9	94	0	0	9
Over Votes	0		0	0	0	0	0	0
Under Votes	202		34	15	140	0	0	13
PEOTONE LIBRARY TRUSTEE FULL								
VOTE FOR NOT MORE THAN 4								
(WITH 10 OF 10 PRECINCTS COUNTED)								
DAWN M. LADISLAS	1,326	21.58	170	132	969	1	0	54
JEAN OLIVER	1,608	26.16	192	149	1,201	1	0	65
MARY A. CANN	1,652	26.88	195	152	1,229	1	0	75
ANN MARIE NAGEL	1,560	25.38	191	148	1,158	1	0	62
Over Votes	0		0	0	0	0	0	0
Under Votes	5,086		332	455	4,183	0	0	116
PEOTONE LIBRARY TRUSTEE UNEXP 2YR								
VOTE FOR NOT MORE THAN 1								
(WITH 10 OF 10 PRECINCTS COUNTED)								
No Candidate	0		0	0	0	0	0	0
WRITE-IN	191	100.00	26	30	133	0	0	2
Over Votes	0		0	0	0	0	0	0
Under Votes	2,617		244	229	2,052	1	0	91
PLAINFIELD LIBRARY TRUSTEE FULL								
VOTE FOR NOT MORE THAN 4								
(WITH 45 OF 45 PRECINCTS COUNTED)								
VICKI M. KNIGHT	3,757	19.06	519	554	2,446	5	0	233
LISA SCHMIDT	3,975	20.16	538	583	2,620	6	0	228
DAVID A. McMURTRIE	2,627	13.33	314	401	1,780	2	0	130
ERIKA GROTTTO	3,454	17.52	481	496	2,256	4	0	217
WASIF RAHMAN	770	3.91	116	114	455	6	0	79
HASAN A. KHAN	1,150	5.83	153	155	730	4	0	108
MARIYAM N. BAKHTIYAR	1,218	6.18	198	149	766	2	0	103
TAHMEENA ALI	1,125	5.71	178	148	676	4	0	119
SARAH SHEIKH	1,638	8.31	292	196	1,030	3	0	117
Over Votes	11		1	1	8	0	0	1
Under Votes	8,750		907	1,216	6,097	8	0	522
PLAINFIELD LIBRARY TRUSTEE UNEXP 2YR								
VOTE FOR NOT MORE THAN 1								
(WITH 45 OF 45 PRECINCTS COUNTED)								
ALICIA MALEC	5,162	100.00	711	698	3,421	7	0	325
Over Votes	0		0	0	0	0	0	0
Under Votes	1,965		214	306	1,301	4	0	140

RUN DATE:04/21/21 11:48 AM

REPORT-EL45A PAGE 050

	TOTAL VOTES	%	VOTE BY MAIL	EARLY VOTING	ELECTION DAY	PROVISIONAL	POSTMARK	VBM
SHOREWOOD-TROY LIBRARY TRUSTEE FULL								
VOTE FOR NOT MORE THAN 2								
(WITH 18 OF 18 PRECINCTS COUNTED)								
ROBERT STAHL	1,705	53.99	209	217	1,204	0		75
VITO SCHULTZ	1,453	46.01	192	180	1,010	0		71
Over Votes	0		0	0	0	0		0
Under Votes	1,756		161	255	1,274	2		64
SHOREWOOD-TROY LIBRARY TRUSTEE UNEXP 4YR								
VOTE FOR NOT MORE THAN 1								
(WITH 18 OF 18 PRECINCTS COUNTED)								
TRACY E. CASWELL	1,856	100.00	229	222	1,320	0		85
Over Votes	0		0	0	0	0		0
Under Votes	601		52	104	424	1		20
STEGER-SOUTH CHICAGO HEIGHTS LIBRARY TRUSTEE								
VOTE FOR NOT MORE THAN 4								
(WITH 4 OF 4 PRECINCTS COUNTED)								
JOY NYHANNA	283	28.27	33	54	179	0		17
SANDRA JOYCE	401	40.06	37	68	278	0		18
LISA STANTON	317	31.67	34	60	204	0		19
Over Votes	0		0	0	0	0		0
Under Votes	1,283		72	238	915	0		58
THREE RIVERS LIBRARY TRUSTEE								
VOTE FOR NOT MORE THAN 3								
(WITH 8 OF 8 PRECINCTS COUNTED)								
PEGGY McEVILLY-REED	464	34.65	70	55	318	0		21
JENNIFER DOYLE	434	32.41	69	48	296	0		21
WENDY McSTEEN	441	32.94	67	50	302	0		22
Over Votes	0		0	0	0	0		0
Under Votes	647		49	66	491	0		41
VILLAGE OF TINLEY PARK LIBRARY TRUSTEE								
VOTE FOR NOT MORE THAN 3								
(WITH 5 OF 5 PRECINCTS COUNTED)								
BRAD DANIELS	440	32.64	76	61	265	0		38
LAURA HESS-WOJCIK	480	35.61	88	59	294	0		39
DARREN B. MEYERS	428	31.75	76	55	260	0		37
Over Votes	0		0	0	0	0		0
Under Votes	743		156	56	462	0		69
UNIVERSITY PARK LIBRARY TRUSTEE								
VOTE FOR NOT MORE THAN 4								
(WITH 8 OF 8 PRECINCTS COUNTED)								
JAMES W. YOUNG	468	21.70	39	29	374	2		24
JEWELL THOMPSON	464	21.51	44	27	371	2		20
BETTIE J. WAYNE	362	16.78	35	23	288	1		15
PHYLLIS M. SAUNDERS	414	19.19	40	22	342	1		9
DEBRA K. TAYLOR	449	20.82	40	31	352	2		24
Over Votes	2		0	0	2	0		0
Under Votes	1,003		46	28	893	4		32

	TOTAL VOTES	%	VOTE BY MAIL	EARLY VOTING	ELECTION DAY	PROVISIONAL	POSTMARK	VBM
WHITE OAK LIBRARY TRUSTEE								
VOTE FOR NOT MORE THAN 3								
(WITH 35 OF 35 PRECINCTS COUNTED)								
DEANNA J. AMANN	5,058	33.82	929	745	3,168	1		215
ANDREW KOROMA	4,714	31.52	875	700	2,940	2		197
KELLY M. SCHNEIDER	5,182	34.65	943	760	3,271	1		207
Over Votes	0		0	0	0	0		0
Under Votes	7,363		913	1,104	5,027	8		311
WILMINGTON LIBRARY TRUSTEE								
VOTE FOR NOT MORE THAN 4								
(WITH 5 OF 5 PRECINCTS COUNTED)								
PAMELA R. CLENNON	812	26.48	80	12	685	1		34
MARY M. SMITH	744	24.26	69	10	631	1		33
CARRIE REZABEK	633	20.64	60	10	535	1		27
REBECCA QUIGLEY	878	28.63	75	11	758	2		32
Over Votes	0		0	0	0	0		0
Under Votes	2,081		152	25	1,847	3		54
WOODRIDGE PUBLIC LIBRARY TRUSTEE								
VOTE FOR NOT MORE THAN 2								
(WITH 2 OF 2 PRECINCTS COUNTED)								
NANCY STASZAK	0		0	0	0	0		0
JUDITH BLOOM	0		0	0	0	0		0
Over Votes	0		0	0	0	0		0
Under Votes	0		0	0	0	0		0
BEECHER CUSD 200U BOARD MEMBER								
VOTE FOR NOT MORE THAN 3								
(WITH 4 OF 4 PRECINCTS COUNTED)								
EDWARD PALMISANO	553	19.43	34	109	405	0		5
JANET PAULMEIER	576	20.24	35	126	409	0		6
J. KARLA WCISEL	265	9.31	21	67	175	0		2
MICHELLE BOZARTH	310	10.89	36	81	188	0		5
LARRY L. HERMEN	682	23.96	46	167	460	0		9
ASHLEY BELT	460	16.16	28	99	326	0		7
Over Votes	5		1	1	3	0		0
Under Votes	718		76	164	476	0		2
CHANAY-MONGE SD 88 BOARD MEMBER								
VOTE FOR NOT MORE THAN 4								
(WITH 4 OF 4 PRECINCTS COUNTED)								
JAMES FUGLSANG	314	31.85	35	27	241	0		11
KAITLIN MASON	353	35.80	40	27	272	0		14
ANDREW LOPEZ	319	32.35	38	25	244	0		12
Over Votes	0		0	0	0	0		0
Under Votes	982		75	73	811	0		23

	TOTAL VOTES	%	VOTE BY MAIL	EARLY VOTING	ELECTION DAY	PROVISIONAL	POSTMARK	VBM
CHANNAHON SD 17 BOARD MEMBER								
VOTE FOR NOT MORE THAN 4								
(WITH 5 OF 5 PRECINCTS COUNTED)								
DEREK BREEN	372	30.15	60	46	250	0		16
PATRICIA E CLOWER.	385	31.20	63	48	257	0		17
JOSEPH POPE.	420	34.04	67	45	290	0		18
WRITE-IN.	57	4.62	11	7	38	0		1
Over Votes	0		0	0	0	0		0
Under Votes	1,082		119	118	777	0		68
COAL CITY CUSD 1 BOARD MEMBER								
VOTE FOR NOT MORE THAN 3								
(WITH 1 OF 1 PRECINCTS COUNTED)								
DANIEL P. ENGELHARDT.	0		0	0	0	0		0
SHAWN HAMILTON.	0		0	0	0	0		0
ADAM BRNCICH	0		0	0	0	0		0
STEVE ROGERS	0		0	0	0	0		0
MARY GILL	0		0	0	0	0		0
Over Votes	0		0	0	0	0		0
Under Votes	0		0	0	0	0		0
CRETE-MONEE 201U - DIST 3 BOARD MEMBER								
VOTE FOR NOT MORE THAN 1								
(WITH 5 OF 5 PRECINCTS COUNTED)								
TODD C. HALL	326	91.83	35	12	273	0		6
WRITE-IN.	29	8.17	1	0	25	0		3
Over Votes	1		0	0	1	0		0
Under Votes	51		7	2	42	0		0
CRETE-MONEE 201U - DIST 6 BOARD MEMBER								
VOTE FOR NOT MORE THAN 1								
(WITH 4 OF 4 PRECINCTS COUNTED)								
CHERYL L. ROOP.	558	94.26	112	100	307	3		36
WRITE-IN.	34	5.74	8	9	13	0		4
Over Votes	1		0	0	1	0		0
Under Votes	130		23	15	85	0		7
CRETE-MONEE 201U - DIST 7 BOARD MEMBER								
VOTE FOR NOT MORE THAN 1								
(WITH 5 OF 5 PRECINCTS COUNTED)								
NELSON D. ALBRECHT	362	100.00	48	38	262	0		14
Over Votes	0		0	0	0	0		0
Under Votes	122		13	16	86	0		7
ELWOOD CCSD 203 BOARD MEMBER								
VOTE FOR NOT MORE THAN 4								
(WITH 2 OF 2 PRECINCTS COUNTED)								
JENNIFER WEDIC.	170	24.46	29	22	114	0		5
KAREN DUERING	177	25.47	30	21	123	0		3
NICHELLE TOMALEWICZ	168	24.17	28	23	114	0		3
MARGARET C BOSONETTA.	180	25.90	31	22	120	0		7
Over Votes	0		0	0	0	0		0
Under Votes	325		26	56	217	0		26

	TOTAL VOTES	%	VOTE BY MAIL	EARLY VOTING	ELECTION DAY	PROVISIONAL	POSTMARK	VBM
FAIRMONT SD 89 BOARD MEMBER								
VOTE FOR NOT MORE THAN 3								
(WITH 3 OF 3 PRECINCTS COUNTED)								
DELLA M. TRAVIS	238	16.49	43	52	133	0		10
LIZBETH CARDENAS	410	28.41	69	86	241	0		14
KEN SHEPHERD	415	28.76	69	79	257	0		10
LOUIS SPOONHOUR	380	26.33	62	75	233	0		10
Over Votes	1		1	0	0	0		0
Under Votes	264		39	53	159	3		10

FRANKFORT CCSD 157-C BOARD MEMBER								
VOTE FOR NOT MORE THAN 3								
(WITH 15 OF 15 PRECINCTS COUNTED)								
PAUL ALECK	2,944	34.34	284	685	1,833	5		137
BRETT COSICH	2,808	32.75	275	646	1,754	4		129
ANN ZAREMBA	2,821	32.91	290	649	1,743	4		135
Over Votes	0		0	0	0	0		0
Under Votes	3,958		300	918	2,557	2		181

HOMER CCSD 33C BOARD MEMBER								
VOTE FOR NOT MORE THAN 4								
(WITH 16 OF 16 PRECINCTS COUNTED)								
JENNIFER RUDOLPH	1,956	17.01	228	358	1,281	2		87
KAREN DEFILIPPIS	2,251	19.57	286	380	1,464	2		119
KEVIN DESCHAAF	1,975	17.17	243	337	1,280	0		115
CESAR E. MARIN	1,256	10.92	146	219	850	2		39
LAWRENCE G. VACALA	1,895	16.48	214	309	1,303	0		69
MELISSA CHANDARANA	2,169	18.86	281	345	1,431	2		110
Over Votes	3		0	1	1	0		1
Under Votes	4,010		386	716	2,699	4		205

INDIAN PRAIRIE CUSD 204 BOARD MEMBER								
VOTE FOR NOT MORE THAN 4								
(WITH 26 OF 26 PRECINCTS COUNTED)								
ALLISON FOSDICK	2,930	11.34	571	629	1,460	1		269
MARINA KOSAK	2,122	8.21	333	459	1,184	3		143
SHANNON ADCOCK	2,773	10.73	352	625	1,660	1		135
LAURIE DONAHUE	3,142	12.16	700	663	1,495	2		282
YANMEI MAY LIANG	1,957	7.58	285	500	1,037	3		132
SABA HAIDER	1,455	5.63	315	406	596	2		136
SUSAN TAYLOR-DEMMING	3,018	11.68	654	662	1,411	0		291
SUPNA C. JAIN	2,824	10.93	611	647	1,267	1		298
KADER SAKKARIA	1,444	5.59	270	402	630	1		141
RAJESH NARAYAN	2,754	10.66	358	703	1,525	4		164
ROBERT O. HARRIS	1,414	5.47	285	263	765	1		100
Over Votes	13		2	3	6	0		2
Under Votes	5,067		694	1,493	2,562	1		317

JOLIET SD 86 EAST SCHOOL INSPECTOR								
VOTE FOR NOT MORE THAN 1								
(WITH 15 OF 15 PRECINCTS COUNTED)								
GWEN ULMER	1,608	100.00	156	393	969	1		89
Over Votes	0		0	0	0	0		0
Under Votes	286		14	77	180	2		13

RUN DATE:04/21/21 11:48 AM

REPORT-EL45A PAGE 054

	TOTAL VOTES	%	VOTE BY MAIL	EARLY VOTING	ELECTION DAY	PROVISIONAL	POSTMARK	VBM
JOLIET SD 86 WEST SCHOOL INSPECTOR								
VOTE FOR NOT MORE THAN 2								
(WITH 26 OF 26 PRECINCTS COUNTED)								
MATTHEW PRITZ	3,300	100.00	456	473	2,180	2		189
Over Votes	0		0	0	0	0		0
Under Votes	5,324		626	753	3,628	8		309
LARAWAY CCSD 70-C BOARD MEMBER								
VOTE FOR NOT MORE THAN 3								
(WITH 6 OF 6 PRECINCTS COUNTED)								
MARGE FLEET	164	27.56	23	43	94	0		4
DAVID HOOK	115	19.33	12	38	63	0		2
RONALD HOPKINS	143	24.03	18	40	77	0		8
GARY WASHINGTON	173	29.08	21	39	105	0		8
Over Votes	0		0	0	0	0		0
Under Votes	143		7	47	87	0		2
LOCKPORT SD 91 BOARD MEMBER UNEXP 2YR								
VOTE FOR NOT MORE THAN 1								
(WITH 4 OF 4 PRECINCTS COUNTED)								
DAVID Y. LEE	960	100.00	122	217	594	0		27
Over Votes	0		0	0	0	0		0
Under Votes	308		34	50	211	0		13
LOCKPORT SD 91 BOARD MEMBER FULL								
VOTE FOR NOT MORE THAN 4								
(WITH 4 OF 4 PRECINCTS COUNTED)								
LAURA GARRETT	846	25.07	116	182	521	0		27
KATHLEEN GALLAGHER	829	24.57	114	176	512	0		27
ESTELLA RODRIGUEZ	822	24.36	115	177	504	0		26
JENNIFER FRACARO	877	25.99	118	194	538	0		27
Over Votes	0		0	0	0	0		0
Under Votes	1,698		161	339	1,145	0		53
MANHATTAN SD 114 BOARD MEMBER								
VOTE FOR NOT MORE THAN 4								
(WITH 8 OF 8 PRECINCTS COUNTED)								
EMILY J. DOTZENROD	755	19.55	77	72	567	0		39
TERRY DOYLE	783	20.28	64	92	596	0		31
SCOTT MANCKE	770	19.94	75	74	592	0		29
BARBARA STEFFEN	858	22.22	78	82	666	0		32
CHARITY COLLINS	695	18.00	55	71	540	1		28
Over Votes	1		0	0	1	0		0
Under Votes	1,847		103	277	1,371	3		93
MANTENO CUSD 5 BOARD MEMBER								
VOTE FOR NOT MORE THAN 3								
(WITH 1 OF 1 PRECINCTS COUNTED)								
PATRICK J. MALLANEY, SR.	7	35.00	2	0	5	0		0
JAMES HANLEY	6	30.00	2	0	4	0		0
MEGAN POWELL	7	35.00	2	0	5	0		0
Over Votes	0		0	0	0	0		0
Under Votes	1		0	0	1	0		0

	TOTAL VOTES	%	VOTE BY MAIL	EARLY VOTING	ELECTION DAY	PROVISIONAL	POSTMARK	VBM
MINOOKA CCSD 201 BOARD MEMBER								
VOTE FOR NOT MORE THAN 4								
(WITH 8 OF 8 PRECINCTS COUNTED)								
JAMES SATORIUS	675	20.28	73	84	485	0		33
ED CRONIN	724	21.75	73	91	527	0		33
VINITA VOSS	635	19.07	70	70	464	0		31
ADAM SHALNBERG	596	17.90	58	76	428	0		34
STEPHEN A. BLOUNT	699	21.00	82	75	507	0		35
Over Votes	0		0	0	0	0		0
Under Votes	1,567		124	220	1,169	4		50
MOKENA SD 159 BOARD MEMBER								
VOTE FOR NOT MORE THAN 4								
(WITH 9 OF 9 PRECINCTS COUNTED)								
JAMES ANDRESEN	1,445	21.32	121	274	994	0		56
LISA M. ZIELINSKI	1,513	22.32	142	255	1,050	0		66
ANNA BRISCOE	1,418	20.92	141	255	957	0		65
ERIC BUSH	1,342	19.80	113	243	924	0		62
COLLEEN LaMONTE	1,060	15.64	90	163	756	0		51
Over Votes	2		1	0	1	0		0
Under Votes	2,210		153	374	1,595	0		88
NAPERVILLE CUSD 203 BOARD MEMBER								
VOTE FOR NOT MORE THAN 4								
(WITH 6 OF 6 PRECINCTS COUNTED)								
KRISTIN W. FITZGERALD	842	16.66	141	158	452	1		90
DONNA E. WANDKE	754	14.92	132	154	391	1		76
AMANDA McMILLEN	675	13.35	111	144	367	2		51
CHARLES CUSH	685	13.55	122	133	362	2		66
CHRISTI HELM	252	4.99	44	33	148	2		25
THOMAS ANDREW BINKOWSKI	458	9.06	55	52	293	1		57
ROBERT M. REED	412	8.15	40	57	287	1		27
ADAM RUSSO	529	10.46	61	66	359	0		43
WILLIAM BERNARD EAGAN III	448	8.86	40	49	324	2		33
Over Votes	0		0	0	0	0		0
Under Votes	693		74	118	457	0		44
NEW LENOX SD 122 BOARD MEMBER								
VOTE FOR NOT MORE THAN 4								
(WITH 21 OF 21 PRECINCTS COUNTED)								
AARON RAATJES	2,135	17.02	313	310	1,372	1		139
RHONDA STARKLAUF	2,595	20.69	421	411	1,599	2		162
DAVID RUSH	2,371	18.90	358	369	1,508	2		134
KRIS O'CONNOR	2,771	22.09	372	429	1,850	1		119
ALBERT H. HARING	2,672	21.30	362	407	1,738	1		164
Over Votes	5		0	1	3	0		1
Under Votes	5,604		582	890	3,897	1		234

RUN DATE:04/21/21 11:48 AM

REPORT-EL45A PAGE 056

	TOTAL VOTES	%	VOTE BY MAIL	EARLY VOTING	ELECTION DAY	PROVISIONAL	POSTMARK	VBM
OSWEGO CUSD 308 BOARD MEMBER								
VOTE FOR NOT MORE THAN 4								
(WITH 6 OF 6 PRECINCTS COUNTED)								
EULALIA VALDEZ	598	15.39	79	87	376	0		56
LaTONYA SIMELTON	621	15.98	84	100	380	2		55
JENNIFER JOHNSON	493	12.69	76	64	311	0		42
DONNA MARINO	734	18.89	105	104	464	0		61
EUGENE L. GATEWOOD	641	16.50	90	101	394	0		56
KATIE HEIDEN	445	11.45	76	56	270	0		43
KEISHA EARL	353	9.09	64	47	202	0		40
Over Votes	0		0	0	0	0		0
Under Votes	987		134	105	671	6		71

PEOTONE CUSD 207-U BOARD MEMBER								
VOTE FOR NOT MORE THAN 4								
(WITH 7 OF 7 PRECINCTS COUNTED)								
TIM STOUB	657	12.17	59	37	535	0		26
ARTHUR GEORGE MACIAS	650	12.04	60	40	516	0		34
ROGER BETTENHAUSEN	1,183	21.92	114	54	969	0		46
DAWN LOVE	964	17.86	89	40	794	0		41
JOHN M MAXEDON JR.	408	7.56	39	11	343	0		15
TARA ROBINSON	941	17.44	100	35	769	0		37
PAUL S DOUGLAS	594	11.01	80	24	473	0		17
Over Votes	4		0	0	3	0		1
Under Votes	1,583		111	71	1,377	0		24

PLAINFIELD CCSD 202 BOARD MEMBER								
VOTE FOR NOT MORE THAN 4								
(WITH 58 OF 58 PRECINCTS COUNTED)								
RICK TODD (RICHARD)	3,476	10.71	381	494	2,438	7		156
TONI GALAN	3,547	10.93	479	434	2,326	7		301
RAJ PILLAI	2,806	8.64	352	365	1,923	5		161
ROBERT C. SMITH	3,448	10.62	429	446	2,331	8		234
ROD WESTFALL	3,832	11.80	470	508	2,602	7		245
KATHLEEN BAXTER	4,727	14.56	679	576	3,129	7		336
NICK GIANNASI	3,185	9.81	351	452	2,240	4		138
ANNIE KLUPSHAS	3,279	10.10	460	381	2,267	4		167
BARBARA SEIDEN	4,165	12.83	592	548	2,706	6		313
Over Votes	48		5	5	30	0		8
Under Votes	5,799		695	996	3,650	5		453

REED-CUSTER CUSD 255U BOARD MEMBER UNEXP 2YR								
VOTE FOR NOT MORE THAN 1								
(WITH 4 OF 4 PRECINCTS COUNTED)								
TAMMY DRANSFELDT	684	100.00	69	111	493	0		11
Over Votes	0		0	0	0	0		0
Under Votes	197		16	33	143	1		4

	TOTAL VOTES	%	VOTE BY MAIL	EARLY VOTING	ELECTION DAY	PROVISIONAL	POSTMARK	VBM
REED-CUSTER CUSD 255U BOARD MEMBER FULL								
VOTE FOR NOT MORE THAN 4								
(WITH 4 OF 4 PRECINCTS COUNTED)								
KRIS VAN DUYN	581	25.22	60	93	419	0		9
MIKE GRACE	639	27.73	63	102	465	0		9
JESSE MORRIS	527	22.87	60	84	374	0		9
DEVIN DRANSFELDT	557	24.18	64	90	391	1		11
Over Votes	0		0	0	0	0		0
Under Votes	1,220		93	207	895	3		22
RICHLAND SD 88A BOARD MEMBER UNEXP 2YR								
VOTE FOR NOT MORE THAN 1								
(WITH 7 OF 7 PRECINCTS COUNTED)								
SHAUNESE PIERRE	1,366	100.00	294	165	847	0		60
Over Votes	0		0	0	0	0		0
Under Votes	346		47	34	255	1		9
RICHLAND SD 88A BOARD MEMBER FULL								
VOTE FOR NOT MORE THAN 3								
(WITH 7 OF 7 PRECINCTS COUNTED)								
RAYMOND MOLAND	1,255	33.39	286	152	764	1		52
STEPHANIE S. HERNANDEZ	1,276	33.95	290	160	770	1		55
GEORGE PITCHFORD III	1,228	32.67	279	146	749	1		53
Over Votes	0		0	0	0	0		0
Under Votes	1,377		168	139	1,023	0		47
ROCKDALE SD 84 BOARD MEMBER								
VOTE FOR NOT MORE THAN 4								
(WITH 4 OF 4 PRECINCTS COUNTED)								
ANGELA STADLER	148	54.01	13	15	113	0		7
STEPHEN CHAMBLEE	94	34.31	11	7	72	0		4
WRITE-IN	32	11.68	2	3	25	0		2
Over Votes	0		0	0	0	0		0
Under Votes	454		38	43	350	0		23
STEGER SD 194 BOARD MEMBER UNEXP 2YR								
VOTE FOR NOT MORE THAN 1								
(WITH 4 OF 4 PRECINCTS COUNTED)								
MICHAEL SAREK	552	100.00	55	98	374	0		25
Over Votes	0		0	0	0	0		0
Under Votes	133		17	20	83	0		13

	TOTAL VOTES	%	VOTE BY MAIL	EARLY VOTING	ELECTION DAY	PROVISIONAL	POSTMARK	VBM
STEGER SD 194 BOARD MEMBER FULL								
VOTE FOR NOT MORE THAN 4								
(WITH 4 OF 4 PRECINCTS COUNTED)								
MICHELE HELSEL	405	16.86	38	62	289	0		16
DEBRA PAGE	373	15.53	41	67	253	0		12
BETH BUTKUS	404	16.82	38	72	279	0		15
SUSAN FINNIN EDWARDS	332	13.82	33	63	221	0		15
HEATHER KUNKES	200	8.33	25	30	137	0		8
BRITTANY STONE	252	10.49	23	49	164	0		16
THOMAS JOHNSTON	209	8.70	26	31	138	0		14
CAMERON PETERSON	227	9.45	20	39	155	0		13
Over Votes	2		0	0	1	0		1
Under Votes	330		44	59	188	0		39

SUMMIT HILL SD 161 BOARD MEMBER								
VOTE FOR NOT MORE THAN 4								
(WITH 14 OF 14 PRECINCTS COUNTED)								
JOHN WADE	872	10.95	96	124	609	1		42
KATIE CAMPBELL	1,170	14.70	184	171	732	1		82
JAMES (JIM) MARTIN	1,075	13.51	133	163	723	1		55
JOY MURPHY	1,016	12.76	148	127	680	1		60
STEFANIE McCLEISH	1,171	14.71	186	171	724	1		89
RICHARD WARD	783	9.84	94	108	548	1		32
AMY L. BERK	1,054	13.24	173	152	658	1		70
JOHN LETTIERE	819	10.29	99	118	554	1		47
Over Votes	6		1	1	3	0		1
Under Votes	1,988		299	318	1,272	4		95

TAFT SD 90 BOARD MEMBER								
VOTE FOR NOT MORE THAN 4								
(WITH 3 OF 3 PRECINCTS COUNTED)								
No Candidate	0		0	0	0	0		0
WRITE-IN	136	100.00	36	23	64	0		13
Over Votes	0		0	0	0	0		0
Under Votes	1,608		264	401	856	0		87

TROY CCSD 30-C BOARD MEMBER UNEXP 2YR								
VOTE FOR NOT MORE THAN 1								
(WITH 21 OF 21 PRECINCTS COUNTED)								
MARK J. GRIGLIONE	2,428	100.00	322	296	1,689	0		121
Over Votes	0		0	0	0	0		0
Under Votes	808		101	132	527	0		48

TROY CCSD 30-C BOARD MEMBER FULL								
VOTE FOR NOT MORE THAN 4								
(WITH 21 OF 21 PRECINCTS COUNTED)								
JERRY BENE	1,446	17.17	207	174	984	0		81
SABRINA PRICE	1,800	21.38	257	199	1,236	0		108
JANEAN JACKSON	1,344	15.96	205	159	912	0		68
CATHERINE BESLER	1,921	22.81	291	223	1,304	0		103
BRYAN M. OGRIZOVICH	1,910	22.68	249	237	1,333	0		91
Over Votes	3		0	0	3	0		0
Under Votes	4,511		483	720	3,083	0		225

RUN DATE:04/21/21 11:48 AM

REPORT-EL45A PAGE 059

	TOTAL VOTES	%	VOTE BY MAIL	EARLY VOTING	ELECTION DAY	PROVISIONAL	POSTMARK	VBM
UNION SD 81 BOARD MEMBER								
VOTE FOR NOT MORE THAN 3								
(WITH 4 OF 4 PRECINCTS COUNTED)								
PATRICK SWEENEY	93	35.23	12	17	59	0		5
COLLEEN GRIGG	85	32.20	12	13	55	0		5
TINA BAKKE	86	32.58	12	14	55	0		5
Over Votes	0		0	0	0	0		0
Under Votes	84		9	10	65	0		0

	TOTAL VOTES	%	VOTE BY MAIL	EARLY VOTING	ELECTION DAY	PROVISIONAL	POSTMARK	VBM
VALLEY VIEW CUSD 365U BOARD MEMBER								
VOTE FOR NOT MORE THAN 4								
(WITH 39 OF 39 PRECINCTS COUNTED)								
SALLY (CLEMENS) GUILBO	5,087	16.28	1,088	1,145	2,554	8		292
DEBORAH L. SYKORA	7,149	22.87	1,447	1,720	3,566	12		404
VICTOR D. ZACK	6,002	19.20	1,206	1,406	3,067	9		314
LEONEL "LEO" VENEGAS	5,914	18.92	1,116	1,438	3,008	10		342
ELIZABETH "LIZ" CAMPBELL	7,103	22.73	1,456	1,769	3,448	12		418
Over Votes	7		1	0	5	0		1
Under Votes	10,273		1,443	3,202	5,021	13		594

	TOTAL VOTES	%	VOTE BY MAIL	EARLY VOTING	ELECTION DAY	PROVISIONAL	POSTMARK	VBM
WILL COUNTY SD 92 BOARD MEMBER UNEXP 2YR								
VOTE FOR NOT MORE THAN 1								
(WITH 11 OF 11 PRECINCTS COUNTED)								
No Candidate	0		0	0	0	0		0
WRITE-IN	168	100.00	13	18	124	0		13
Over Votes	0		0	0	0	0		0
Under Votes	1,616		156	264	1,116	0		80

	TOTAL VOTES	%	VOTE BY MAIL	EARLY VOTING	ELECTION DAY	PROVISIONAL	POSTMARK	VBM
WILL COUNTY SD 92 BOARD MEMBER FULL								
VOTE FOR NOT MORE THAN 4								
(WITH 11 OF 11 PRECINCTS COUNTED)								
JAMES GORECKI	1,187	26.60	123	171	822	0		71
ADRIANNA FELICIANO-WASHINGTON	1,056	23.67	117	157	716	0		66
MELISSA A. DOPKE	1,108	24.83	118	166	757	0		67
GRANT FERKALUK	1,111	24.90	123	162	758	0		68
Over Votes	0		0	0	0	0		0
Under Votes	2,674		195	472	1,907	0		100

	TOTAL VOTES	%	VOTE BY MAIL	EARLY VOTING	ELECTION DAY	PROVISIONAL	POSTMARK	VBM
WILMINGTON CUSD 209-U BOARD MEMBER								
VOTE FOR NOT MORE THAN 4								
(WITH 6 OF 6 PRECINCTS COUNTED)								
TIMOTHY WARDEN CRAGG	799	24.87	77	14	682	0		26
PEGGY C. KUNZ	792	24.65	67	11	683	1		30
KATRINA PLESE	789	24.56	76	11	669	2		31
STEPHANIE A. SOUTHALL	833	25.93	76	11	716	1		29
Over Votes	0		0	0	0	0		0
Under Votes	1,947		148	21	1,706	4		68

	TOTAL VOTES	%	VOTE BY MAIL	EARLY VOTING	ELECTION DAY	PROVISIONAL	POSTMARK	VBM
BLOOM TOWNSHIP HS 206 BOARD MEMBER								
VOTE FOR NOT MORE THAN 3								
(WITH 4 OF 4 PRECINCTS COUNTED)								
HENRY DRAKE	250	17.10	28	44	164	0		14
ANTHONY J MURPHY	297	20.31	33	55	197	0		12
KAREN KING	316	21.61	40	52	207	0		17
ELIZABETH MORALES	253	17.31	29	45	170	0		9
JOHN A. PINA	184	12.59	14	35	127	0		8
RENATTA LAVETTE FRAZIER	162	11.08	20	20	114	0		8
Over Votes	20		2	3	13	0		2
Under Votes	533		46	94	353	0		40
JOLIET TOWNSHIP HS 204 BOARD MEMBER								
VOTE FOR NOT MORE THAN 3								
(WITH 64 OF 64 PRECINCTS COUNTED)								
DAVID SKORUPA	4,789	23.42	660	674	3,195	3		257
SCOTT DUENSING	4,390	21.47	574	582	2,978	4		252
LORRAINE GUERRERO NEUMAYER	5,722	27.99	795	985	3,599	5		338
CHRISTINE LYNN	5,544	27.12	750	863	3,628	5		298
Over Votes	25		3	2	20	0		0
Under Votes	9,810		866	1,771	6,673	10		490
LINCOLN-WAY COMM HS 210 BOARD MEMBER UNEXP 2YR								
VOTE FOR NOT MORE THAN 1								
(WITH 56 OF 56 PRECINCTS COUNTED)								
CHRISTOPHER LUCCHETTI	10,992	100.00	1,253	1,890	7,308	6		535
Over Votes	0		0	0	0	0		0
Under Votes	3,812		373	696	2,542	4		197
LINCOLN-WAY COMM HS 210 BOARD MEMBER FULL								
VOTE FOR NOT MORE THAN 3								
(WITH 56 OF 56 PRECINCTS COUNTED)								
EMILY BIEGEL	5,688	16.59	909	1,021	3,392	2		364
AARON JANIK	8,085	23.58	762	1,399	5,594	5		325
DEADRA STOKES	7,157	20.88	786	1,245	4,748	4		374
JOSEPH M KOSTECK	8,374	24.43	735	1,452	5,873	5		309
TANIA REMPERT	4,979	14.52	628	833	3,208	0		310
Over Votes	292		38	50	179	1		24
Under Votes	9,253		944	1,658	6,198	11		442
LOCKPORT TOWNSHIP HS 205 BOARD								
VOTE FOR NOT MORE THAN 4								
(WITH 37 OF 37 PRECINCTS COUNTED)								
LOU ANN JOHNSON	6,566	24.91	980	1,080	4,194	3		309
ANN M. LOPEZ-CANEVA	6,682	25.35	1,019	1,090	4,261	3		309
ZYAN NAVARRA	6,462	24.52	975	1,048	4,146	3		290
MICHAEL TRAVIS	6,644	25.21	990	1,091	4,240	3		320
Over Votes	0		0	0	0	0		0
Under Votes	14,226		1,352	2,387	9,915	8		564

	TOTAL VOTES	%	VOTE BY MAIL	EARLY VOTING	ELECTION DAY	PROVISIONAL	POSTMARK	VBM
MINOOKA COMM HS 111 BOARD MEMBER UNEXP 2YR								
VOTE FOR NOT MORE THAN 1								
(WITH 14 OF 14 PRECINCTS COUNTED)								
DEIRDRA CRYE	1,404	100.00	181	164	995	0		64
No Candidate	0		0	0	0	0		0
Over Votes	0		0	0	0	0		0
Under Votes	613		46	87	447	1		32
MINOOKA COMM HS 111 BOARD MEMBER FULL								
VOTE FOR NOT MORE THAN 4								
(WITH 14 OF 14 PRECINCTS COUNTED)								
CHERIE BARNES	908	16.34	121	109	636	0		42
JAMES A. GRZETICH	1,013	18.23	115	122	724	0		52
JOHN SARTORI	979	17.62	117	123	696	0		43
OWEN QUAST	663	11.93	82	65	481	0		35
MATT SHEPARD	1,035	18.63	126	127	743	0		39
MICHAEL BROZOVICH	958	17.24	122	118	675	0		43
Over Votes	6		2	0	3	0		1
Under Votes	2,488		217	340	1,801	4		126
COMMUNITY COLLEGE DIST 502 TRUSTEE								
VOTE FOR NOT MORE THAN 3								
(WITH 28 OF 28 PRECINCTS COUNTED)								
HEIDI HOLAN	3,270	17.38	518	741	1,811	2		198
DONALD S. POTOCZNY	2,401	12.76	495	588	1,080	1		237
FLORENCE APPEL	2,920	15.52	656	707	1,256	2		299
SHENG "TEXA" SUN	1,308	6.95	241	340	618	0		109
ANDREW RICHARD MANNO	2,047	10.88	267	490	1,160	2		128
DANIEL MALLOY	1,564	8.31	293	288	867	3		113
NICK HOWARD	2,673	14.20	514	654	1,254	1		250
DEBORAH SAJDAK	2,635	14.00	417	611	1,453	4		150
Over Votes	173		39	30	79	0		25
Under Votes	8,206		1,165	1,824	4,571	9		637
JOLIET JUNIOR COLLEGE DIST 525 TRUSTEE FULL								
VOTE FOR NOT MORE THAN 2								
(WITH 257 OF 257 PRECINCTS COUNTED)								
CAMIELLE HOLCOMBE	16,313	19.20	2,371	2,801	10,230	12		899
KARLA FRANCHINI-MANZO	15,011	17.67	2,405	2,545	9,094	18		949
MICHELLE LEE	20,848	24.54	2,895	3,539	13,400	24		990
DREW D. DUZINSKAS	12,624	14.86	1,760	1,984	8,218	14		648
JAMES A. BUDZINSKI	20,157	23.73	2,574	3,087	13,580	19		897
Over Votes	408		75	59	244	0		30
Under Votes	36,229		3,703	6,626	23,974	31		1,895
JOLIET JUNIOR COLLEGE DIST 525 TRUSTEE 4YR								
VOTE FOR NOT MORE THAN 1								
(WITH 257 OF 257 PRECINCTS COUNTED)								
MAUREEN FLANAGAN BRODERICK	42,389	100.00	5,967	6,905	27,381	41		2,095
Over Votes	0		0	0	0	0		0
Under Votes	18,610		1,962	3,445	12,111	18		1,074

	TOTAL VOTES	%	VOTE BY MAIL	EARLY VOTING	ELECTION DAY	PROVISIONAL	POSTMARK	VBM
KANKAKEE COMM COLLEGE DIST 520 TRUSTEE								
VOTE FOR NOT MORE THAN 2								
(WITH 1 OF 1 PRECINCTS COUNTED)								
JERALD "JERRY" HOEKSTRA	7	50.00	2	0	5	0	0	0
WILLIAM "BILL" ORR	7	50.00	2	0	5	0	0	0
Over Votes	0		0	0	0	0	0	0
Under Votes	0		0	0	0	0	0	0
PRAIRIE STATE COLLEGE DIST 515 TRUSTEE								
VOTE FOR NOT MORE THAN 2								
(WITH 24 OF 24 PRECINCTS COUNTED)								
RONALD J. "RONNIE" WHITE	2,025	23.69	282	349	1,311	0	83	
MONICA M. GORDON	2,691	31.48	338	411	1,837	4	101	
NAKIA K. HALL	2,012	23.54	251	239	1,420	7	95	
JOELLE MULHEARN	1,819	21.28	236	300	1,213	2	68	
Over Votes	18		6	3	8	0	1	
Under Votes	4,145		353	657	2,975	3	157	
WAUBONSEE COMM COLLEGE DIST 516 TRUSTEE								
VOTE FOR NOT MORE THAN 2								
(WITH 6 OF 6 PRECINCTS COUNTED)								
REBECCA OLIVER	499	29.49	63	68	332	0	36	
PATRICK KELSEY	411	24.29	52	52	286	0	21	
GISELLE GONZALEZ	390	23.05	68	59	220	2	41	
SANDRA GONZALEZ	392	23.17	61	65	218	2	46	
Over Votes	2		0	1	0	0	1	
Under Votes	728		110	82	470	0	66	
DU PAGE REGIONAL BOARD OF SCHOOL TRUSTEE (DU PAGE) FULL								
VOTE FOR NOT MORE THAN 3								
(WITH 30 OF 30 PRECINCTS COUNTED)								
JOHN GARDNER HUFF	3,600	31.16	672	738	1,857	4	329	
MARILYN A. MENCONI	3,547	30.70	725	763	1,743	4	312	
PAULA MCGOWEN	4,407	38.14	800	997	2,287	5	318	
Over Votes	0		0	0	0	0	0	
Under Votes	15,971		2,495	3,823	8,405	11	1,237	
DU PAGE REGIONAL BOARD OF SCHOOL TRUSTEE (DU PAGE) UNEXP 4YR								
VOTE FOR NOT MORE THAN 1								
(WITH 30 OF 30 PRECINCTS COUNTED)								
No Candidate	0		0	0	0	0	0	
Over Votes	0		0	0	0	0	0	
Under Votes	9,175		1,564	2,107	4,764	8	732	
GRUNDY & KENDALL REGIONAL BOARD OF SCHOOL TRUSTEE (GRUNDY & KENDALL) FULL								
VOTE FOR NOT MORE THAN 2								
(WITH 7 OF 7 PRECINCTS COUNTED)								
MONICA WILLIAMS	715	54.66	105	97	456	0	57	
LYNN CULLICK	593	45.34	95	86	360	0	52	
Over Votes	0		0	0	0	0	0	
Under Votes	1,128		154	149	718	4	103	

	TOTAL VOTES	%	VOTE BY MAIL	EARLY VOTING	ELECTION DAY	PROVISIONAL	POSTMARK	VBM
GRUNDY & KENDALL REGIONAL BOARD OF SCHOOL TRUSTEE								
(GRUNDY & KENDALL) UNEXP 2YR								
VOTE FOR NOT MORE THAN 1								
(WITH 7 OF 7 PRECINCTS COUNTED)								
No Candidate	0		0	0	0	0		0
Over Votes	0		0	0	0	0		0
Under Votes	1,218		177	166	767	2		106
IROQUOIS & KANKAKEE REGIONAL BOARD OF SCHOOL TRUSTEE								
(IROQUOIS & KANKAKEE)								
VOTE FOR NOT MORE THAN 2								
(WITH 1 OF 1 PRECINCTS COUNTED)								
JOHN A. GOODING	5	45.45	2	0	3	0		0
DONALD WAGNER	6	54.55	2	0	4	0		0
Over Votes	0		0	0	0	0		0
Under Votes	3		0	0	3	0		0
WILL COUNTY REGIONAL BOARD OF SCHOOL TRUSTEE								
(WILL COUNTY)								
VOTE FOR NOT MORE THAN 2								
(WITH 280 OF 280 PRECINCTS COUNTED)								
ELIZABETH CAPARELLI-RUFF	27,817	31.05	3,824	4,420	18,256	22		1,295
RICHARD DOMBROWSKI	30,099	33.60	4,065	4,592	20,015	23		1,404
CANDIDATE WITHDREW	6,875	7.67	1,283	1,181	3,938	9		464
DEMETRICE MIMI JOHNSON	11,258	12.57	1,614	2,006	6,887	17		734
CHERE'SE L. WILLIAMS	13,539	15.11	1,970	2,374	8,396	18		781
Over Votes	208		36	24	137	0		11
Under Votes	44,722		4,496	8,045	29,992	45		2,144
BEECHER FIRE TRUSTEE								
VOTE FOR NOT MORE THAN 1								
(WITH 4 OF 4 PRECINCTS COUNTED)								
MICKEY CONNER	493	48.91	33	105	344	0		11
DAVID KOLOSH	515	51.09	41	135	338	0		1
Over Votes	0		0	0	0	0		0
Under Votes	184		19	31	134	0		0
BRAIDWOOD FIRE TRUSTEE								
VOTE FOR NOT MORE THAN 1								
(WITH 3 OF 3 PRECINCTS COUNTED)								
CHARLES T. BOYD	432	57.91	50	68	305	0		9
RICHARD S. BOLATTO	314	42.09	20	64	225	1		4
Over Votes	0		0	0	0	0		0
Under Votes	60		4	10	46	0		0
CRETE TOWNSHIP FIRE TRUSTEE FULL								
VOTE FOR NOT MORE THAN 1								
(WITH 9 OF 9 PRECINCTS COUNTED)								
ROBERT ZIMMERMAN	898	100.00	136	134	582	2		44
Over Votes	0		0	0	0	0		0
Under Votes	189		21	27	131	0		10

	TOTAL VOTES	%	VOTE BY MAIL	EARLY VOTING	ELECTION DAY	PROVISIONAL	POSTMARK	VBM
CRETE TOWNSHIP FIRE TRUSTEE UNEXP 2YR								
VOTE FOR NOT MORE THAN 1								
(WITH 9 OF 9 PRECINCTS COUNTED)								
RAYMOND L. PETERLIN JR..	866	100.00	133	130	559	2		42
Over Votes	0		0	0	0	0		0
Under Votes	221		24	31	154	0		12
EAST JOLIET FIRE TRUSTEE								
VOTE FOR NOT MORE THAN 1								
(WITH 11 OF 11 PRECINCTS COUNTED)								
HAROLD O'MARA JR.	731	100.00	82	150	461	1		37
Over Votes	0		0	0	0	0		0
Under Votes	136		11	29	88	1		7
FRANKFORT FIRE TRUSTEE								
VOTE FOR NOT MORE THAN 1								
(WITH 21 OF 21 PRECINCTS COUNTED)								
LARRY E. NICE SR..	4,697	100.00	492	935	3,079	5		186
Over Votes	0		0	0	0	0		0
Under Votes	1,681		136	347	1,102	3		93
HOMER TOWNSHIP FIRE TRUSTEE FULL								
VOTE FOR NOT MORE THAN 1								
(WITH 12 OF 12 PRECINCTS COUNTED)								
No Candidate	0		0	0	0	0		0
Over Votes	0		0	0	0	0		0
Under Votes	2,073		216	318	1,424	1		114
HOMER TOWNSHIP FIRE TRUSTEE UNEXP 2YR								
VOTE FOR NOT MORE THAN 1								
(WITH 12 OF 12 PRECINCTS COUNTED)								
VINCENT COLABELLI.	1,463	100.00	154	232	1,007	0		70
Over Votes	0		0	0	0	0		0
Under Votes	610		62	86	417	1		44
LEMONT FIRE TRUSTEE								
VOTE FOR NOT MORE THAN 2								
(WITH 1 OF 1 PRECINCTS COUNTED)								
RAYMOND NEGRETE	9	50.00	4	0	4	0		1
JOSEPH FALESE	9	50.00	4	0	4	0		1
Over Votes	0		0	0	0	0		0
Under Votes	12		0	0	10	0		2
LOCKPORT TOWNSHIP FIRE TRUSTEE								
VOTE FOR NOT MORE THAN 1								
(WITH 40 OF 40 PRECINCTS COUNTED)								
DAVID PALYA.	2,154	31.36	339	332	1,404	2		77
WILLIAM KENDZIORA.	3,475	50.60	541	590	2,188	1		155
JOHN BARBUSH	1,239	18.04	240	176	785	0		38
Over Votes	24		7	4	13	0		0
Under Votes	873		110	134	584	2		43

RUN DATE:04/21/21 11:48 AM

REPORT-EL45A PAGE 065

	TOTAL VOTES	%	VOTE BY MAIL	EARLY VOTING	ELECTION DAY	PROVISIONAL	POSTMARK	VBM
MOKENA FIRE TRUSTEE								
VOTE FOR NOT MORE THAN 2								
(WITH 14 OF 14 PRECINCTS COUNTED)								
KENNETH BLANK	1,519	50.30	141	269	1,043	0		66
WILLIAM HAAS	1,501	49.70	139	270	1,025	0		67
Over Votes	0		0	0	0	0		0
Under Votes	1,380		110	229	980	0		61
NEW LENOX FIRE TRUSTEE								
VOTE FOR NOT MORE THAN 1								
(WITH 20 OF 20 PRECINCTS COUNTED)								
JOSEPH LEVEY	3,481	100.00	450	561	2,283	0		187
Over Votes	0		0	0	0	0		0
Under Votes	871		129	127	573	0		42
PEOTONE FIRE TRUSTEE								
VOTE FOR NOT MORE THAN 2								
(WITH 5 OF 5 PRECINCTS COUNTED)								
CLAUDE H. WERNER	525	35.89	58	8	442	0		17
RANDY MURRAY	613	41.90	45	12	528	0		28
WILLIAM OTTO HEINTZ	325	22.21	40	4	262	0		19
Over Votes	0		0	0	0	0		0
Under Votes	497		27	8	446	0		16
PLAINFIELD FIRE TRUSTEE								
VOTE FOR NOT MORE THAN 2								
(WITH 42 OF 42 PRECINCTS COUNTED)								
ROBERT BAISH	3,771	50.64	456	552	2,547	4		212
TOM PAUL	3,676	49.36	465	515	2,478	4		214
Over Votes	0		0	0	0	0		0
Under Votes	3,907		391	543	2,687	6		280
TROY FIRE TRUSTEE FULL								
VOTE FOR NOT MORE THAN 2								
(WITH 19 OF 19 PRECINCTS COUNTED)								
JOE BALTZ	1,805	55.23	209	231	1,289	0		76
JOHN SCHEIDT	1,463	44.77	183	192	1,024	0		64
Over Votes	0		0	0	0	0		0
Under Votes	1,688		158	233	1,225	2		70
TROY FIRE TRUSTEE UNEXP 2YR								
VOTE FOR NOT MORE THAN 1								
(WITH 19 OF 19 PRECINCTS COUNTED)								
STEVE "BIRD" SCHWARTZ	1,821	100.00	215	229	1,300	0		77
Over Votes	0		0	0	0	0		0
Under Votes	657		60	99	469	1		28

	TOTAL VOTES	%	VOTE BY MAIL	EARLY VOTING	ELECTION DAY	PROVISIONAL	POSTMARK	VBM
VILLAGE OF BOLINGBROOK - GARBAGE FEES								
VOTE FOR NOT MORE THAN 1								
(WITH 32 OF 32 PRECINCTS COUNTED)								
YES	7,291	69.48	1,443	1,882	3,430	18		518
NO.	3,202	30.52	487	867	1,702	3		143
Over Votes	14		1	4	7	0		2
Under Votes	670		82	177	367	2		42
VILLAGE OF BOLINGBROOK - VIDEO GAMING								
VOTE FOR NOT MORE THAN 1								
(WITH 32 OF 32 PRECINCTS COUNTED)								
YES	4,711	44.41	846	1,212	2,381	9		263
NO.	5,897	55.59	1,092	1,550	2,841	14		400
Over Votes	6		1	2	3	0		0
Under Votes	563		74	166	281	0		42
VILLAGE OF BOLINGBROOK - HOTEL TAX								
VOTE FOR NOT MORE THAN 1								
(WITH 32 OF 32 PRECINCTS COUNTED)								
YES	8,436	79.68	1,483	2,268	4,115	22		548
NO.	2,152	20.32	453	492	1,083	1		123
Over Votes	8		1	4	3	0		0
Under Votes	581		76	166	305	0		34
VILLAGE MONEE - LIBRARY FACILITY								
VOTE FOR NOT MORE THAN 1								
(WITH 4 OF 4 PRECINCTS COUNTED)								
YES	487	54.29	50	100	324	1		12
NO.	410	45.71	23	62	316	0		9
Over Votes	0		0	0	0	0		0
Under Votes	72		3	14	55	0		0
VILLAGE MONEE - TAXPAYER ADVOCATE								
VOTE FOR NOT MORE THAN 1								
(WITH 4 OF 4 PRECINCTS COUNTED)								
YES	410	46.38	46	84	265	1		14
NO.	474	53.62	28	77	362	0		7
Over Votes	0		0	0	0	0		0
Under Votes	85		2	15	68	0		0
VILLAGE OF STEGER REFERENDUM								
VOTE FOR NOT MORE THAN 1								
(WITH 4 OF 4 PRECINCTS COUNTED)								
YES	226	42.24	14	39	156	0		17
NO.	309	57.76	31	56	215	0		7
Over Votes	0		0	0	0	0		0
Under Votes	50		2	11	33	0		4

RUN DATE:04/21/21 11:48 AM

REPORT-EL45A PAGE 067

	TOTAL VOTES	%	VOTE BY MAIL	EARLY VOTING	ELECTION DAY	PROVISIONAL	POSTMARK	VBM
VILLAGE OF WOODRIDGE REFERENDUM								
VOTE FOR NOT MORE THAN 1								
(WITH 2 OF 2 PRECINCTS COUNTED)								
YES	0		0	0	0	0		0
NO.	0		0	0	0	0		0
Over Votes	0		0	0	0	0		0
Under Votes	0		0	0	0	0		0
FRANKFORT PARK REFERENDUM								
VOTE FOR NOT MORE THAN 1								
(WITH 13 OF 13 PRECINCTS COUNTED)								
YES	2,181	56.52	148	495	1,436	3		99
NO.	1,678	43.48	186	422	992	0		78
Over Votes	1		0	0	1	0		0
Under Votes	146		11	30	97	2		6
CRETE-MONEE CUSD 201U REFERENDUM								
VOTE FOR NOT MORE THAN 1								
(WITH 18 OF 18 PRECINCTS COUNTED)								
YES	1,822	42.72	255	232	1,232	8		95
NO.	2,443	57.28	303	323	1,716	0		101
Over Votes	0		0	0	0	0		0
Under Votes	221		13	36	165	0		7
WILMINGTON CUSD 209U REFERENDUM								
VOTE FOR NOT MORE THAN 1								
(WITH 6 OF 6 PRECINCTS COUNTED)								
YES	772	63.12	67	11	663	1		30
NO.	451	36.88	40	6	389	1		15
Over Votes	0		0	0	0	0		0
Under Votes	67		4	0	62	0		1
OSWEGO FIRE DISTRICT REFERENDUM								
VOTE FOR NOT MORE THAN 1								
(WITH 5 OF 5 PRECINCTS COUNTED)								
YES	6	21.43	1	3	1	1		0
NO.	22	78.57	4	5	11	0		2
Over Votes	0		0	0	0	0		0
Under Votes	0		0	0	0	0		0

MUNICIPALITIES



LAUREN STALEY FERRY

WILL COUNTY CLERK

thewillcountyclerk.com

ABSTRACT OF VOTES

WILL COUNTY, ILLINOIS
 CONSOLIDATED ELECTION
 APRIL 6, 2021

OFFICIAL RESULTS

RUN DATE:04/21/21 12:30 PM

REPORT-EL86 PAGE 001

	VOTES	PERCENT		VOTES	PERCENT
01 = BALLOTS CAST	1,076		CITY OF AURORA ALDERMAN WARD 9		
CITY OF AURORA MAYOR			VOTE FOR NOT MORE THAN 1		
VOTE FOR NOT MORE THAN 1			12 = EDWARD J. BUGG	891	100.00
02 = RICHARD C. IRVIN	715	67.26	13 = OVER VOTES	0	
03 = JUDD LOFCHIE	136	12.79	14 = UNDER VOTES	185	
04 = JOHN LAESCH	212	19.94			
05 = OVER VOTES	1				
06 = UNDER VOTES	12				
CITY OF AURORA ALDERMAN AT LARGE					
VOTE FOR NOT MORE THAN 1					
07 = RON WOERMAN	329	34.56			
08 = BROOKE SHANLEY	446	46.85			
09 = RAYMOND HULL	177	18.59			
10 = OVER VOTES	0				
11 = UNDER VOTES	124				

	01	02	03	04	05	06	07	08	09	10	11	12	13	14
0296 WHEATLAND PCT 031	185	121	32	29	0	3	49	82	37	0	17	153	0	32
0297 WHEATLAND PCT 032	272	203	19	44	0	6	99	85	51	0	37	221	0	51
0298 WHEATLAND PCT 033	283	180	26	77	0	0	67	131	44	0	41	238	0	45
0299 WHEATLAND PCT 034	336	211	59	62	1	3	114	148	45	0	29	279	0	57

This political subdivision has been canvassed by the election authority in which their principal office is located.

VOTES PERCENT

VOTES PERCENT

01 = BALLOTS CAST

770

CITY OF BRAIDWOOD
COMMISSIONER OF PUBLIC HEALTH AND SAFETY
VOTE FOR NOT MORE THAN 1
02 = JAMES E. "MOOSE" MIKEL*
03 = ANDREW GALATTE
04 = OVER VOTES
05 = UNDER VOTES

595 79.97
149 20.03
0
26

	01	02	03	04	05
0237 REED PCT 001	228	172	49	0	7
0238 REED PCT 002	283	218	57	0	8
0239 REED PCT 003	259	205	43	0	11

0237 REED PCT 001
0238 REED PCT 002
0239 REED PCT 003

I, the undersigned do hereby certify that on April 27, 2021, I canvassed the returns of an election held on April 6, 2021 for CITY OF BRAIDWOOD, and I proclaim that a total of **770** voters requested and received ballots and I do further certify the number of votes received for each candidate for this office, **and the winners are denoted with an asterisk next to his or her name.**

I further certify that the above is a true and complete Abstract of Votes and was prepared in my presence on April 27, 2021.

Lauren Staley Ferry
Lauren Staley Ferry, County Clerk
The County of Will, Illinois

Statement of Votes Cast

Grundy County, IL

Consolidated Election

April 6, 2021

SOVC For Jurisdiction Wide, All Counters, All Races

Official Results

Date:04/21/21

Time:11:06:56

Page:8 of 604

COMM - PHS C BRAIDWOOD

	Reg. Voters	Vote For	Times Counted	Total Votes	Times Over Voted	Number Of Under Votes	JAMES MOOSE MIKEL	ANDREW GALATTE
Total	-	-	-	-	-	-	-	-
SARATOGA 02	-	-	-	-	-	-	-	-
Polling	-	-	-	-	-	-	-	-
EARLY-GRACE-VBM	-	-	-	-	-	-	-	-
POST ELECTION	-	-	-	-	-	-	-	-
Total	-	-	-	-	-	-	-	-
SARATOGA 03	-	-	-	-	-	-	-	-
Polling	-	-	-	-	-	-	-	-
EARLY-GRACE-VBM	-	-	-	-	-	-	-	-
POST ELECTION	-	-	-	-	-	-	-	-
Total	-	-	-	-	-	-	-	-
SARATOGA 04	-	-	-	-	-	-	-	-
Polling	-	-	-	-	-	-	-	-
EARLY-GRACE-VBM	-	-	-	-	-	-	-	-
POST ELECTION	-	-	-	-	-	-	-	-
Total	-	-	-	-	-	-	-	-
SARATOGA 05	-	-	-	-	-	-	-	-
Polling	-	-	-	-	-	-	-	-
EARLY-GRACE-VBM	-	-	-	-	-	-	-	-
POST ELECTION	-	-	-	-	-	-	-	-
Total	-	-	-	-	-	-	-	-
VIENNA 01	-	-	-	-	-	-	-	-
Polling	-	-	-	-	-	-	-	-
EARLY-GRACE-VBM	-	-	-	-	-	-	-	-
POST ELECTION	-	-	-	-	-	-	-	-
Total	-	-	-	-	-	-	-	-
WAUPONSEE 01	-	-	-	-	-	-	-	-
Polling	-	-	-	-	-	-	-	-
EARLY-GRACE-VBM	-	-	-	-	-	-	-	-
POST ELECTION	-	-	-	-	-	-	-	-
Total	-	-	-	-	-	-	-	-
WAUPONSEE 02	-	-	-	-	-	-	-	-
Polling	-	-	-	-	-	-	-	-
EARLY-GRACE-VBM	-	-	-	-	-	-	-	-
POST ELECTION	-	-	-	-	-	-	-	-
Total	-	-	-	-	-	-	-	-
Total	3	2	0	0	0	0	0	0
Polling	3	2	0	0	0	0	0	0
EARLY-GRACE-VBM	3	2	0	0	0	0	0	0
POST ELECTION	3	2	0	0	0	0	0	0
Total	3	6	0	0	0	0	0	0

	VOTES	PERCENT		VOTES	PERCENT
01 = BALLOTS CAST	2,186		CITY OF CREST HILL CITY CLERK		
CITY OF CREST HILL MAYOR			VOTE FOR NOT MORE THAN 1		
VOTE FOR NOT MORE THAN 1			06 = CHRISTINE VERSHAY-HALL*	1,890	100.00
02 = RAYMOND R. SOLIMAN*	1,533	70.87	07 = OVER VOTES	0	
03 = TINA OBERLIN	630	29.13	08 = UNDER VOTES	296	
04 = OVER VOTES	0		CITY OF CREST HILL CITY TREASURER		
05 = UNDER VOTES	23		VOTE FOR NOT MORE THAN 1		
			09 = GLEN CONKLIN*	1,905	100.00
			10 = OVER VOTES	0	
			11 = UNDER VOTES	281	

	01	02	03	04	05	06	07	08	09	10	11
0107 JOLIET PCT 001	49	20	29	0	0	43	0	6	43	0	6
0108 JOLIET PCT 002	1	0	1	0	0	1	0	0	1	0	0
0147 LOCKPORT PCT 004	0	0	0	0	0	0	0	0	0	0	0
0156 LOCKPORT PCT 013	649	529	118	0	2	578	0	71	579	0	70
0157 LOCKPORT PCT 014	208	135	71	0	2	176	0	32	183	0	25
0158 LOCKPORT PCT 015	190	162	23	0	5	165	0	25	170	0	20
0163 LOCKPORT PCT 020	296	167	128	0	1	242	0	54	248	0	48
0164 LOCKPORT PCT 021	192	142	46	0	4	163	0	29	168	0	24
0165 LOCKPORT PCT 022	254	160	93	0	1	221	0	33	215	0	39
0166 LOCKPORT PCT 023	213	141	67	0	5	181	0	32	175	0	38
0225 PLAINFIELD PCT 024	0	0	0	0	0	0	0	0	0	0	0
0235 PLAINFIELD PCT 034	92	59	32	0	1	82	0	10	86	0	6
0245 TROY PCT 006	42	18	22	0	2	38	0	4	37	0	5

I, the undersigned do hereby certify that on April 27, 2021, I canvassed the returns of an election held on April 6, 2021 for CITY OF CREST HILL, and I proclaim that a total of **2,186** voters requested and received ballots and I do further certify the number of votes received for each candidate for this office, **and the winners are denoted with an asterisk next to his or her name.**

I further certify that the above is a true and complete Abstract of Votes and was prepared in my presence on April 27, 2021.

Lauren Staley Ferry
 Lauren Staley Ferry, County Clerk
 The County of Will, Illinois

	VOTES	PERCENT		VOTES	PERCENT
01 = BALLOTS CAST	480		CITY OF CREST HILL ALDERMAN WARD 1		
			VOTE FOR NOT MORE THAN 1		
			02 = SCOTT DYKE*	392	100.00
			03 = OVER VOTES	0	
			04 = UNDER VOTES	88	

			01 02 03 04		

0147 LOCKPORT PCT 004	0	0	0	0	
0158 LOCKPORT PCT 015	3	3	0	0	
0164 LOCKPORT PCT 021	12	12	0	0	
0165 LOCKPORT PCT 022	252	209	0	43	
0166 LOCKPORT PCT 023	213	168	0	45	

I, the undersigned do hereby certify that on April 27, 2021, I canvassed the returns of an election held on April 6, 2021 for CITY OF CREST HILL – WARD ONE, and I proclaim that a total of **480** voters requested and received ballots and I do further certify the number of votes received for each candidate for this office, **and the winners are denoted with an asterisk next to his or her name.**

I further certify that the above is a true and complete Abstract of Votes and was prepared in my presence on April 27, 2021.

Lauren Staley Ferry
 Lauren Staley Ferry, County Clerk
 The County of Will, Illinois

	VOTES	PERCENT		VOTES	PERCENT
01 = BALLOTS CAST	391		CITY OF CREST HILL ALDERMAN WARD 2		
			VOTE FOR NOT MORE THAN 1		
			02 = DARRELL JEFFERSON*	324	99.39
			03 = WRITE-IN	2	.61
			04 = OVER VOTES	0	
			05 = UNDER VOTES	65	

	01	02	03	04	05

0108 JOLIET PCT 002	1	1	0	0	0
0157 LOCKPORT PCT 014	21	19	0	0	2
0158 LOCKPORT PCT 015	187	161	1	0	25
0164 LOCKPORT PCT 021	180	143	1	0	36
0165 LOCKPORT PCT 022	2	0	0	0	2

I, the undersigned do hereby certify that on April 27, 2021, I canvassed the returns of an election held on April 6, 2021 for CITY OF CREST HILL – WARD TWO, and I proclaim that a total of **391** voters requested and received ballots and I do further certify the number of votes received for each candidate for this office, **and the winners are denoted with an asterisk next to his or her name.**

I further certify that the above is a true and complete Abstract of Votes and was prepared in my presence on April 27, 2021.

Lauren Staley Ferry
 Lauren Staley Ferry, County Clerk
 The County of Will, Illinois

VOTES PERCENT

VOTES PERCENT

01 = BALLOTS CAST

334

CITY OF CREST HILL ALDERMAN WARD 3

VOTE FOR NOT MORE THAN 1

02 = MARCO COLADIPIETRO

129 42.16

03 = MARK A. CIPITI*

177 57.84

04 = OVER VOTES

0

05 = UNDER VOTES

28

	01	02	03	04	05
0107 JOLIET PCT 001	49	22	21	0	6
0163 LOCKPORT PCT 020	151	58	86	0	7
0235 PLAINFIELD PCT 034	92	28	55	0	9
0245 TROY PCT 006	42	21	15	0	6

I, the undersigned do hereby certify that on April 27, 2021, I canvassed the returns of an election held on April 6, 2021 for CITY OF CREST HILL – WARD THREE, and I proclaim that a total of **334** voters requested and received ballots and I do further certify the number of votes received for each candidate for this office, **and the winners are denoted with an asterisk next to his or her name.**

I further certify that the above is a true and complete Abstract of Votes and was prepared in my presence on April 27, 2021.

Lauren Staley Ferry
 Lauren Staley Ferry, County Clerk
 The County of Will, Illinois

VOTES PERCENT

VOTES PERCENT

01 = BALLOTS CAST

981

CITY OF CREST HILL ALDERMAN WARD 4
VOTE FOR NOT MORE THAN 1
02 = NATHANIEL "NATE" ALBERT*
03 = OVER VOTES
04 = UNDER VOTES

878 100.00
0
103

	01	02	03	04
0156 LOCKPORT PCT 013	649	592	0	57
0157 LOCKPORT PCT 014	187	169	0	18
0163 LOCKPORT PCT 020	145	117	0	28
0225 PLAINFIELD PCT 024	0	0	0	0
0235 PLAINFIELD PCT 034	0	0	0	0

I, the undersigned do hereby certify that on April 27, 2021, I canvassed the returns of an election held on April 6, 2021 for CITY OF CREST HILL – WARD FOUR, and I proclaim that a total of **981** voters requested and received ballots and I do further certify the number of votes received for each candidate for this office, **and the winners are denoted with an asterisk next to his or her name.**

I further certify that the above is a true and complete Abstract of Votes and was prepared in my presence on April 27, 2021.

Lauren Staley Ferry
Lauren Staley Ferry, County Clerk
The County of Will, Illinois

	VOTES PERCENT		CITY OF JOLIET COUNCILMAN AT LARGE														VOTES PERCENT	
	9,637		VOTE FOR NOT MORE THAN 3															
01 = BALLOTS CAST																		
	01	02	03	04	05	06	07	08	09	10	11	12	13	14	15			
0003 CHANNAHON PCT 003	0	0	0	0	0	0	0	0	0	0	0	0	0	0	0			
0105 JACKSON PCT 001	18	2	4	4	7	1	5	3	5	11	0	4	2	0	6	1,927	7.80	
0107 JOLIET PCT 001	100	26	9	9	31	11	14	3	21	24	39	35	44	0	34	1,064	4.31	
0108 JOLIET PCT 002	195	39	12	9	40	17	47	12	18	48	70	89	97	0	87	1,222	4.94	
0109 JOLIET PCT 003	140	10	12	28	44	10	29	10	18	24	45	59	66	0	65	3,053	12.35	
0110 JOLIET PCT 004	183	11	19	28	71	15	53	12	19	36	61	73	72	0	79	1,047	4.24	
0111 JOLIET PCT 005	100	58	23	4	30	34	9	1	17	41	2	13	13	0	55	2,602	10.53	
0112 JOLIET PCT 006	104	35	19	8	52	20	17	1	20	42	5	14	12	0	67	578	2.34	
0113 JOLIET PCT 007	140	69	41	3	50	40	20	2	27	58	4	15	18	0	73	1,088	4.40	
0114 JOLIET PCT 008	160	32	9	25	59	18	43	12	24	37	56	58	57	0	50	2,479	10.03	
0115 JOLIET PCT 009	125	34	9	20	44	17	38	8	18	28	28	51	53	1	24	2,984	12.08	
0116 JOLIET PCT 010	221	29	12	34	88	10	83	11	18	51	77	70	77	1	100	3,182	12.88	
0117 JOLIET PCT 011	173	29	24	21	58	22	40	12	19	29	48	58	62	2	91	3,486	14.11	
0118 JOLIET PCT 012	129	17	23	18	67	18	26	7	19	27	27	27	39	0	72	24		
0119 JOLIET PCT 013	120	34	23	16	89	15	18	3	22	37	3	16	9	0	75	4,127		
0120 JOLIET PCT 014	157	31	24	22	127	19	34	6	12	21	12	28	20	1	112			
0121 JOLIET PCT 015	49	14	1	5	28	8	8	2	7	8	9	16	13	0	28			
0122 JOLIET PCT 016	149	81	29	4	42	53	12	2	32	67	8	19	31	0	67			
0123 JOLIET PCT 017	305	21	20	33	88	15	87	19	21	85	151	113	134	1	125			
0124 JOLIET PCT 018	422	56	21	41	128	22	182	16	34	120	185	159	177	0	125			
0125 JOLIET PCT 019	251	34	27	47	96	24	108	15	19	55	75	77	78	1	95			
0126 JOLIET PCT 020	181	36	11	24	47	16	49	10	23	48	68	59	63	0	89			
0127 JOLIET PCT 021	321	37	16	32	119	15	159	14	28	87	107	100	120	1	126			
0128 JOLIET PCT 022	227	32	23	32	83	19	85	6	20	46	68	76	101	1	87			
0129 JOLIET PCT 023	164	31	20	19	68	19	69	8	14	46	35	37	57	0	69			
0130 JOLIET PCT 024	104	28	12	10	42	15	23	5	12	30	25	37	43	0	30			
0131 JOLIET PCT 025	191	29	12	24	58	17	59	9	14	54	75	57	84	0	81			
0132 JOLIET PCT 026	175	30	22	23	79	24	56	5	20	55	39	46	66	1	57			
0133 JOLIET PCT 027	64	15	5	4	24	11	7	4	12	15	15	22	22	1	33			
0134 JOLIET PCT 028	110	70	17	5	31	41	15	2	15	47	9	13	22	0	43			
0135 JOLIET PCT 029	89	32	27	10	40	14	15	7	13	21	20	10	19	0	39			
0137 JOLIET PCT 031	170	34	13	29	64	8	57	7	24	40	47	57	63	0	67			
0138 JOLIET PCT 032	145	82	36	6	42	64	10	2	30	63	6	13	23	0	58			
0140 JOLIET PCT 034	88	46	15	3	31	25	11	1	19	42	6	12	17	0	36			
0141 JOLIET PCT 035	57	27	14	6	14	14	14	2	8	19	6	10	20	0	17			
0142 JOLIET PCT 036	2	2	0	0	0	1	0	0	0	1	0	2	0	0	0			
0143 JOLIET PCT 037	16	4	4	0	4	7	3	1	4	10	1	2	1	0	7			
0163 LOCKPORT PCT 020	0	0	0	0	0	0	0	0	0	0	0	0	0	0	0			
0180 NEW LENOX PCT 001	121	25	13	23	34	17	29	12	12	23	42	48	35	0	50			
0182 NEW LENOX PCT 003	179	24	24	33	34	9	37	22	18	30	49	44	82	1	128			
0218 PLAINFIELD PCT 017	70	15	14	15	26	7	16	4	6	9	20	23	15	0	40			
0219 PLAINFIELD PCT 018	89	16	9	19	24	10	29	5	13	11	25	36	29	0	41			
0220 PLAINFIELD PCT 019	98	20	15	18	21	11	9	13	7	8	24	43	42	1	60			

		VOTES	PERCENT			VOTES	PERCENT
01 = BALLOTS CAST		9,637		CITY OF JOLIET COUNCILMAN AT LARGE			
				VOTE FOR NOT MORE THAN 3			
				02 = GLENDA WRIGHT-McCULLUM		1,927	7.80
				03 = NICOLE LURRY		1,064	4.31
				04 = JEREMY BRZYCKI		1,222	4.94
				05 = CESAR GUERRERO*		3,053	12.35
				06 = ISIAH WILLIAMS JR.		1,047	4.24
				07 = HUDSON HOLLISTER		2,602	10.53
				08 = JAMES LANHAM		578	2.34
				09 = ROGER POWELL		1,088	4.40
				10 = WARREN C. DORRIS		2,479	10.03
				11 = ROBERT WUNDERLICH		2,984	12.08
				12 = JOE CLEMENT*		3,182	12.88
				13 = JAN QUILLMAN*		3,486	14.11
				14 = OVER VOTES		24	
				15 = UNDER VOTES		4,127	

(CONTINUED FROM PREVIOUS PAGE)

	01	02	03	04	05	06	07	08	09	10	11	12	13	14	15
0221 PLAINFIELD PCT 020	117	19	12	19	31	11	26	10	9	17	46	50	41	1	57
0222 PLAINFIELD PCT 021	104	17	6	11	13	7	18	5	9	17	54	43	41	0	71
0223 PLAINFIELD PCT 022	72	23	10	15	13	4	12	10	10	7	24	30	24	1	31
0224 PLAINFIELD PCT 023	75	13	12	11	20	9	21	7	10	6	36	32	31	0	17
0225 PLAINFIELD PCT 024	80	12	4	10	20	4	40	8	9	21	32	29	40	1	8
0226 PLAINFIELD PCT 025	83	26	14	14	17	13	6	16	7	10	29	34	37	0	26
0227 PLAINFIELD PCT 026	71	5	11	9	18	5	11	4	7	7	30	32	30	0	44
0228 PLAINFIELD PCT 027	98	25	25	24	22	8	17	13	16	11	16	27	28	0	62
0229 PLAINFIELD PCT 028	84	12	7	19	23	2	19	5	9	9	20	36	36	1	52
0230 PLAINFIELD PCT 029	102	15	12	21	12	8	14	9	6	20	38	45	49	0	57
0231 PLAINFIELD PCT 030	156	19	16	16	35	15	27	10	20	24	59	63	70	1	91
0232 PLAINFIELD PCT 031	103	19	14	22	42	9	21	8	9	22	28	34	31	0	50
0233 PLAINFIELD PCT 032	106	17	11	15	23	6	17	9	10	27	40	49	47	1	44
0234 PLAINFIELD PCT 033	182	32	18	31	52	12	49	17	12	40	71	79	76	1	54
0235 PLAINFIELD PCT 034	29	2	1	1	6	1	8	0	2	6	20	18	14	0	8
0236 PLAINFIELD PCT 035	107	14	18	18	37	10	19	9	10	16	20	36	34	0	80
0240 TROY PCT 001	140	29	26	17	44	22	27	18	16	33	41	43	44	1	57
0241 TROY PCT 002	77	22	19	7	29	11	16	6	11	19	16	21	26	0	28
0242 TROY PCT 003	0	0	0	0	0	0	0	0	0	0	0	0	0	0	0
0243 TROY PCT 004	150	27	8	18	47	6	55	8	17	42	56	66	59	0	41
0244 TROY PCT 005	183	25	6	22	52	9	59	7	16	59	82	76	83	0	53
0245 TROY PCT 006	9	3	1	0	3	2	1	2	3	5	1	0	2	0	4
0247 TROY PCT 008	280	49	16	36	42	17	54	17	34	92	107	116	124	1	133
0248 TROY PCT 009	162	30	10	23	41	16	48	10	11	46	66	56	54	0	75
0250 TROY PCT 011	395	43	26	28	78	16	156	32	37	109	190	157	161	0	152
0251 TROY PCT 012	277	33	17	37	65	14	97	11	23	81	127	121	127	0	78
0255 TROY PCT 016	250	41	26	40	78	21	75	15	23	84	88	79	102	1	75
0257 TROY PCT 018	127	35	18	14	31	17	38	8	18	44	30	35	45	1	45
0258 TROY PCT 019	116	23	17	10	35	19	26	8	22	51	25	34	32	0	46

I, the undersigned do hereby certify that on April 27, 2021, I canvassed the returns of an election held on April 6, 2021 for CITY OF JOLIET, and I proclaim that a total of **10,385** voters requested and received ballots and I do further certify the number of votes received for each candidate for this office, **and the winners are denoted with an asterisk next to his or her name.**

I further certify that the above is a true and complete Abstract of Votes and was prepared in my presence on April 27, 2021.

Lauren Staley Ferry
 Lauren Staley Ferry, County Clerk
 The County of Will, Illinois

JOLIET COUNCILMAN AT LARGE 3 TO BE ELECTED (more to follow)												
	RV	BC	TP	GW	NL	JB	CG	IW	HH	JL	RP	WCD
	EO	AA	UE	LR	IU	ER	EU	SI	UO	AA	OO	A.O
	GT	LS	RR	EI	CR	RZ	SE	IL	DL	MN	GW	R.R
	IE	LT	NC	NG	OR	EY	AR	AL	SL	EH	EE	R.R
	SR	OT	OE	DH	LY	MC	RR	HI	OI	SA	RL	E.I
	TST	ES	UN	AT	ME	YK	RE	AO	NS	RM	LL	NS
	ER	TS	TT	M	E	I	O	.	T	M	L	S
	RE	ES	GE	(NON)	(NON)	(NON)	(NON)	(NON)	(NON)	(NON)	(NON)	(NON)
	ED	SS	E									
7 PRECINCTS												
0077 NA AU SAY 1	1069	218	20.39	1	5	4	0	0	3	0	4	4
0078 NA AU SAY 2	2332	135	5.79	24	17	21	20	10	20	8	10	20
0079 NA AU SAY 3	1107	59	5.33	19	11	18	17	8	14	3	8	10
0080 NA AU SAY 4	1108	80	7.22	13	15	11	22	6	9	12	5	10
0081 NA AU SAY 5	1025	50	4.88	9	8	15	18	5	16	0	9	5
0086 SEWARD 2	1085	82	7.56	12	8	6	12	5	12	3	6	10
0087 SEWARD 3	1460	124	8.49	19	14	16	19	13	11	6	14	19
GRAND TOTALS	9186	748	8.14	97	78	91	108	47	85	32	56	78

			JOLIET COUNCILMAN AT LARGE 3 TO BE ELECTED (continuation)			
	R V E O G T I E S R T S E R E D	B C A A L S L T O T S	T P U E R R N C O E U N T T A G E	R W O U B N E D R E T R L I C H (NON)	J C O L E E M E N T (NON)	J Q A U N I L M A N (NON)
7 PRECINCTS						
0077 NA AU SAY 1	1069	218	20.39	4	3	3
0078 NA AU SAY 2	2332	135	5.79	37	53	50
0079 NA AU SAY 3	1107	59	5.33	10	19	19
0080 NA AU SAY 4	1108	80	7.22	30	23	34
0081 NA AU SAY 5	1025	50	4.88	10	17	9
0086 SEWARD 2	1085	82	7.56	25	34	39
0087 SEWARD 3	1460	124	8.49	50	54	43
GRAND TOTALS	9186	748	8.14	166	203	197

	VOTES	PERCENT		VOTES	PERCENT
01 = BALLOTS CAST	3,771		CITY OF LOCKPORT CITY CLERK		
CITY OF LOCKPORT MAYOR			VOTE FOR NOT MORE THAN 1		
VOTE FOR NOT MORE THAN 1			07 = KATHLEEN GENTILE*	3,053	100.00
02 = CATHERINE M. PERRETTA	580	15.65	08 = OVER VOTES	0	
03 = STEVEN STREIT*	2,701	72.86	09 = UNDER VOTES	718	
04 = RONALD CORNOLO	426	11.49	CITY OF LOCKPORT CITY TREASURER		
05 = OVER VOTES	0		VOTE FOR NOT MORE THAN 1		
06 = UNDER VOTES	64		10 = DAVID PALYA*	3,057	100.00
			11 = OVER VOTES	0	
			12 = UNDER VOTES	714	

	01	02	03	04	05	06	07	08	09	10	11	12
0087 HOMER PCT 001	34	7	22	5	0	0	27	0	7	25	0	9
0096 HOMER PCT 010	105	13	80	10	0	2	82	0	23	77	0	28
0099 HOMER PCT 013	230	28	185	13	0	4	193	0	37	193	0	37
0100 HOMER PCT 014	224	38	173	7	0	6	180	0	44	180	0	44
0101 HOMER PCT 015	383	138	232	9	0	4	310	0	73	305	0	78
0102 HOMER PCT 016	69	10	56	1	0	2	59	0	10	60	0	9
0104 HOMER PCT 018	304	44	241	17	0	2	246	0	58	246	0	58
0148 LOCKPORT PCT 005	125	14	95	15	0	1	96	0	29	106	0	19
0153 LOCKPORT PCT 010	246	34	180	26	0	6	195	0	51	193	0	53
0154 LOCKPORT PCT 011	369	43	230	92	0	4	303	0	66	303	0	66
0155 LOCKPORT PCT 012	195	19	157	16	0	3	156	0	39	156	0	39
0159 LOCKPORT PCT 016	377	46	257	68	0	6	323	0	54	322	0	55
0160 LOCKPORT PCT 017	485	43	352	79	0	11	370	0	115	379	0	106
0161 LOCKPORT PCT 018	233	38	169	24	0	2	190	0	43	192	0	41
0162 LOCKPORT PCT 019	392	65	272	44	0	11	323	0	69	320	0	72

I, the undersigned do hereby certify that on April 27, 2021, I canvassed the returns of an election held on April 6, 2021 for CITY OF LOCKPORT, and I proclaim that a total of **3,771** voters requested and received ballots and I do further certify the number of votes received for each candidate for this office, **and the winners are denoted with an asterisk next to his or her name.**

I further certify that the above is a true and complete Abstract of Votes and was prepared in my presence on April 27, 2021

Lauren Staley Ferry
 Lauren Staley Ferry, County Clerk
 The County of Will, Illinois

		VOTES	PERCENT					VOTES	PERCENT
01 = BALLOTS CAST		541		CITY OF LOCKPORT ALDERMAN WARD 1					
				VOTE FOR NOT MORE THAN 2					
				02 = KAREN KOSTECKI*				239	34.24
				03 = MATT KAIRIS*				233	33.38
				04 = JONATHAN P. PUGH				226	32.38
				05 = OVER VOTES				0	
				06 = UNDER VOTES				384	

		01	02	03	04	05	06		

0087 HOMER PCT 001		34	21	15	11	0	21		
0096 HOMER PCT 010		105	36	59	40	0	75		
0099 HOMER PCT 013		230	79	100	129	0	152		
0100 HOMER PCT 014		172	103	59	46	0	136		
0101 HOMER PCT 015		0	0	0	0	0	0		
0148 LOCKPORT PCT 005		0	0	0	0	0	0		
0153 LOCKPORT PCT 010		0	0	0	0	0	0		
0155 LOCKPORT PCT 012		0	0	0	0	0	0		

I, the undersigned do hereby certify that on April 27, 2021, I canvassed the returns of an election held on April 6, 2021 for CITY OF LOCKPORT – WARD ONE, and I proclaim that a total of **541** voters requested and received ballots and I do further certify the number of votes received for each candidate for this office, **and the winners are denoted with an asterisk next to his or her name.**

I further certify that the above is a true and complete Abstract of Votes and was prepared in my presence on April 27, 2021.


Lauren Staley Ferry
 Lauren Staley Ferry, County Clerk
 The County of Will, Illinois

01 = BALLOTS CAST	VOTES	PERCENT	CITY OF LOCKPORT ALDERMAN WARD 2	VOTES	PERCENT
	1,295		VOTE FOR NOT MORE THAN 1		
			02 = NICK KLEMENTZOS	346	33.86
			03 = LARRY D. SCHREIBER*	676	66.14
			04 = OVER VOTES	59	
			05 = UNDER VOTES	214	

	01	02	03	04	05
0099 HOMER PCT 013	0	0	0	0	0
0148 LOCKPORT PCT 005	125	31	74	6	14
0153 LOCKPORT PCT 010	246	63	129	13	41
0154 LOCKPORT PCT 011	369	88	205	19	57
0155 LOCKPORT PCT 012	195	42	101	10	42
0159 LOCKPORT PCT 016	0	0	0	0	0
0160 LOCKPORT PCT 017	360	122	167	11	60

I, the undersigned do hereby certify that on April 27, 2021, I canvassed the returns of an election held on April 6, 2021 for CITY OF LOCKPORT – WARD TWO, and I proclaim that a total of **1,295** voters requested and received ballots and I do further certify the number of votes received for each candidate for this office, **and the winners are denoted with an asterisk next to his or her name.**

I further certify that the above is a true and complete Abstract of Votes and was prepared in my presence on April 27, 2021.


 Lauren Staley Ferry, County Clerk
 The County of Will, Illinois

01 = BALLOTS CAST	VOTES	PERCENT	CITY OF LOCKPORT ALDERMAN WARD 3	VOTES	PERCENT
	1,127		VOTE FOR NOT MORE THAN 1		
			02 = ROCCO V. COLELLA, JR.	317	32.05
			03 = CHRISTINA BERGBOWER*	672	67.95
			04 = OVER VOTES	7	
			05 = UNDER VOTES	131	

	01	02	03	04	05
0099 HOMER PCT 013	0	0	0	0	0
0100 HOMER PCT 014	0	0	0	0	0
0102 HOMER PCT 016	0	0	0	0	0
0159 LOCKPORT PCT 016	377	84	257	2	34
0160 LOCKPORT PCT 017	125	21	88	0	16
0161 LOCKPORT PCT 018	233	101	112	0	20
0162 LOCKPORT PCT 019	392	111	215	5	61

I, the undersigned do hereby certify that on April 27, 2021, I canvassed the returns of an election held on April 6, 2021 for CITY OF LOCKPORT – WARD THREE, and I proclaim that a total of **1,127** voters requested and received ballots and I do further certify the number of votes received for each candidate for this office, **and the winners are denoted with an asterisk next to his or her name.**

I further certify that the above is a true and complete Abstract of Votes and was prepared in my presence on April 27, 2021.

Lauren Staley Ferry
 Lauren Staley Ferry, County Clerk
 The County of Will, Illinois

VOTES PERCENT

VOTES PERCENT

01 = BALLOTS CAST

808

CITY OF LOCKPORT ALDERMAN WARD 4

VOTE FOR NOT MORE THAN 1

02 = PEGGY S. FRANKLIN

263 36.99

03 = RENEE SABAN*

448 63.01

04 = OVER VOTES

0

05 = UNDER VOTES

97

	01	02	03	04	05
0099 HOMER PCT 013	0	0	0	0	0
0100 HOMER PCT 014	52	13	30	0	9
0101 HOMER PCT 015	383	157	198	0	28
0102 HOMER PCT 016	69	15	49	0	5
0104 HOMER PCT 018	304	78	171	0	55
0159 LOCKPORT PCT 016	0	0	0	0	0
0161 LOCKPORT PCT 018	0	0	0	0	0
0162 LOCKPORT PCT 019	0	0	0	0	0

I, the undersigned do hereby certify that on April 27, 2021, I canvassed the returns of an election held on April 6, 2021 for CITY OF LOCKPORT – WARD FOUR, and I proclaim that a total of **808** voters requested and received ballots and I do further certify the number of votes received for each candidate for this office, **and the winners are denoted with an asterisk next to his or her name.**

I further certify that the above is a true and complete Abstract of Votes and was prepared in my presence on April 27, 2021.

Lauren Staley Ferry
 Lauren Staley Ferry, County Clerk
 The County of Will, Illinois

	VOTES PERCENT		CITY OF NAPERVILLE COUNCILMAN														VOTES PERCENT	
01 = BALLOTS CAST	7,575		VOTE FOR NOT MORE THAN 4														3,222	12.89
			02 = PAUL LEONG														2,350	9.40
			03 = JOHN J. KRUMMEN														3,054	12.22
			04 = VASAVI CHAKKA														754	3.02
			05 = JAMES HASELHORST														3,155	12.62
			06 = IAN HOLZHAUER														3,265	13.06
			07 = JENNIFER BRUZAN TAYLOR														2,616	10.47
			08 = ALLISON LONGENBAUGH														331	1.32
			09 = VINCENT E. ORY														1,694	6.78
			10 = LUCY CHANG EVANS														1,341	5.37
			11 = MARK V. URDA														3,209	12.84
			12 = BENJAMIN WHITE														6	
			13 = OVER VOTES														5,285	
			14 = UNDER VOTES															
	01	02	03	04	05	06	07	08	09	10	11	12	13	14				
0019 DU PAGE PCT 001	311	135	107	105	30	136	128	115	14	101	39	136	0	198				
0020 DU PAGE PCT 002	310	125	124	94	31	166	100	114	15	72	41	158	0	200				
0021 DU PAGE PCT 003	351	157	127	120	38	165	157	135	19	98	43	166	0	179				
0025 DU PAGE PCT 007	325	119	127	95	39	179	119	134	19	75	45	154	0	195				
0267 WHEATLAND PCT 002	654	271	239	225	92	364	317	238	40	175	127	293	2	227				
0268 WHEATLAND PCT 003	322	116	98	141	32	132	124	111	5	60	43	138	0	288				
0269 WHEATLAND PCT 004	240	81	61	80	26	93	83	95	17	68	32	116	0	208				
0270 WHEATLAND PCT 005	322	131	89	114	58	118	123	108	13	80	61	129	0	264				
0271 WHEATLAND PCT 006	168	68	42	58	22	65	89	62	12	52	28	63	0	111				
0272 WHEATLAND PCT 007	245	118	67	101	22	113	102	81	6	50	34	108	0	178				
0273 WHEATLAND PCT 008	289	112	92	104	26	141	125	99	9	78	37	113	0	220				
0274 WHEATLAND PCT 009	358	135	125	117	36	173	176	135	8	69	61	195	0	202				
0275 WHEATLAND PCT 010	287	120	99	139	24	93	121	85	13	72	26	135	0	221				
0276 WHEATLAND PCT 011	658	322	132	408	39	157	346	174	24	128	204	186	0	512				
0277 WHEATLAND PCT 012	327	161	85	187	13	115	164	110	8	52	119	119	1	171				
0278 WHEATLAND PCT 013	165	69	56	75	20	56	63	59	5	49	32	77	0	99				
0279 WHEATLAND PCT 014	419	173	131	146	35	202	159	161	20	72	55	199	0	323				
0280 WHEATLAND PCT 015	394	173	100	171	25	159	145	133	23	69	34	168	1	372				
0281 WHEATLAND PCT 016	0	0	0	0	0	0	0	0	0	0	0	0	0	0				
0282 WHEATLAND PCT 017	316	126	103	130	29	108	137	98	14	69	50	124	0	276				
0283 WHEATLAND PCT 018	294	105	93	92	32	138	109	118	13	53	46	138	0	239				
0285 WHEATLAND PCT 020	256	124	64	117	27	83	119	79	10	45	61	96	0	199				
0286 WHEATLAND PCT 021	304	157	98	123	21	111	143	106	8	51	54	125	0	219				
0289 WHEATLAND PCT 024	260	124	91	112	37	88	116	66	16	56	69	73	2	184				

This political subdivision has been canvassed by the election authority in which their principal office is located.

	VOTES	PERCENT		VOTES	PERCENT
01 = BALLOTS CAST	1,096		CITY OF WILMINGTON CITY CLERK		
CITY OF WILMINGTON MAYOR			VOTE FOR NOT MORE THAN 1		
VOTE FOR NOT MORE THAN 1			07 = No Candidate	0	
02 = ROY STRONG	317	29.03	08 = OVER VOTES	0	
03 = BEN DIETZ*	446	40.84	09 = UNDER VOTES	1,096	
04 = J. MARTY ORR	329	30.13			
05 = OVER VOTES	1				
06 = UNDER VOTES	3				

	01	02	03	04	05	06	07	08	09
0018 CUSTER PCT 001	3	2	0	1	0	0	0	0	3
0056 FLORENCE PCT 001	98	25	37	36	0	0	0	0	98
0265 WESLEY PCT 001	10	3	2	5	0	0	0	0	10
0301 WILMINGTON PCT 001	283	73	116	93	0	1	0	0	283
0302 WILMINGTON PCT 002	227	76	76	73	1	1	0	0	227
0303 WILMINGTON PCT 003	475	138	215	121	0	1	0	0	475

I, the undersigned do hereby certify that on April 27, 2021, I canvassed the returns of an election held on April 6, 2021 for CITY OF WILMINGTON, and I proclaim that a total of **1,096** voters requested and received ballots and I do further certify the number of votes received for each candidate for this office, **and the winners are denoted with an asterisk next to his or her name.**

I further certify that the above is a true and complete Abstract of Votes and was prepared in my presence on April 27, 2021.

Lauren Staley Ferry
 Lauren Staley Ferry, County Clerk
 The County of Will, Illinois

VOTES PERCENT

VOTES PERCENT

01 = BALLOTS CAST

234

CITY OF WILMINGTON ALDERMAN WARD 1

VOTE FOR NOT MORE THAN 1

02 = RYAN JEFFRIES*

180 100.00

03 = OVER VOTES

0

04 = UNDER VOTES

54

	01	02	03	04
0056 FLORENCE PCT 001	54	35	0	19
0301 WILMINGTON PCT 001	177	143	0	34
0302 WILMINGTON PCT 002	3	2	0	1

I, the undersigned do hereby certify that on April 27, 2021, I canvassed the returns of an election held on April 6, 2021 for CITY OF WILMINGTON – WARD ONE, and I proclaim that a total of **234** voters requested and received ballots and I do further certify the number of votes received for each candidate for this office, **and the winners are denoted with an asterisk next to his or her name.**

I further certify that the above is a true and complete Abstract of Votes and was prepared in my presence on April 27, 2021.

Lauren Staley Ferry
 Lauren Staley Ferry, County Clerk
 The County of Will, Illinois

	VOTES	PERCENT		VOTES	PERCENT
01 = BALLOTS CAST	231		CITY OF WILMINGTON ALDERMAN WARD 2		
			VOTE FOR NOT MORE THAN 1		
			02 = RYAN KNIGHT*	196	97.03
			03 = WRITE-IN	6	2.97
			04 = OVER VOTES	0	
			05 = UNDER VOTES	29	

	01	02	03	04	05

0301 WILMINGTON PCT 001	106	95	0	0	11
0302 WILMINGTON PCT 002	0	0	0	0	0
0303 WILMINGTON PCT 003	125	101	6	0	18

I, the undersigned do hereby certify that on April 27, 2021, I canvassed the returns of an election held on April 6, 2021 for CITY OF WILMINGTON – WARD TWO, and I proclaim that a total of **231** voters requested and received ballots and I do further certify the number of votes received for each candidate for this office, **and the winners are denoted with an asterisk next to his or her name.**

I further certify that the above is a true and complete Abstract of Votes and was prepared in my presence on April 27, 2021.

Lauren Staley Ferry
 Lauren Staley Ferry, County Clerk
 The County of Will, Illinois

	VOTES	PERCENT		VOTES	PERCENT
01 = BALLOTS CAST	394		CITY OF WILMINGTON ALDERMAN WARD 3		
			VOTE FOR NOT MORE THAN 1		
			02 = JONATHAN A. MIETZNER*	286	76.27
			03 = LISA D. BUTLER	89	23.73
			04 = OVER VOTES	0	
			05 = UNDER VOTES	19	

	01	02	03	04	05

0056 FLORENCE PCT 001	44	35	7	0	2
0265 WESLEY PCT 001	0	0	0	0	0
0303 WILMINGTON PCT 003	350	251	82	0	17

I, the undersigned do hereby certify that on April 27, 2021, I canvassed the returns of an election held on April 6, 2021 for CITY OF WILMINGTON – WARD THREE, and I proclaim that a total of **394** voters requested and received ballots and I do further certify the number of votes received for each candidate for this office, **and the winners are denoted with an asterisk next to his or her name.**

I further certify that the above is a true and complete Abstract of Votes and was prepared in my presence on April 27, 2021.

Lauren Staley Ferry
 Lauren Staley Ferry, County Clerk
 The County of Will, Illinois

	VOTES	PERCENT		VOTES	PERCENT
01 = BALLOTS CAST	237		CITY OF WILMINGTON ALDERMAN WARD 4 UNEXP 2YR		
CITY OF WILMINGTON ALDERMAN WARD 4 FULL			VOTE FOR NOT MORE THAN 1	0	
VOTE FOR NOT MORE THAN 1			05 = No Candidate	39	100.00
02 = THOMAS JOHN SMITH*	191	100.00	06 = WRITE-IN*	0	
03 = OVER VOTES	0		07 = OVER VOTES	0	
04 = UNDER VOTES	46		08 = UNDER VOTES	198	

	01	02	03	04	05	06	07	08
0018 CUSTER PCT 001	3	2	0	1	0	0	0	3
0265 WESLEY PCT 001	10	10	0	0	0	1	0	9
0302 WILMINGTON PCT 002	224	179	0	45	0	38	0	186
0303 WILMINGTON PCT 003	0	0	0	0	0	0	0	0

I, the undersigned do hereby certify that on April 27, 2021, I canvassed the returns of an election held on April 6, 2021 for CITY OF WILMINGTON – WARD FOUR, and I proclaim that a total of **237** voters requested and received ballots and I do further certify the number of votes received for each candidate for this office, **and the winners are denoted with an asterisk next to his or her name.**

I further certify that the above is a true and complete Abstract of Votes and was prepared in my presence on April 27, 2021.

Lauren Staley Ferry
 Lauren Staley Ferry, County Clerk
 The County of Will, Illinois

ABSTRACT OF VOTES

WILL COUNTY, ILLINOIS
 CONSOLIDATED ELECTION
 APRIL 6, 2021

OFFICIAL RESULTS

RUN DATE:04/21/21 12:30 PM

REPORT-EL86 PAGE 002

	VOTES	PERCENT		VOTES	PERCENT
01 = BALLOTS CAST	916		VILLAGE OF BEECHER TRUSTEE UNEXP 2YR		
VILLAGE OF BEECHER PRESIDENT			VOTE FOR NOT MORE THAN 1		
VOTE FOR NOT MORE THAN 1			11 = BENJAMIN JUZESZYN*	689	100.00
02 = MARCY MEYER*	556	62.05	12 = OVER VOTES	0	
03 = RONALD STEVEN MAZUREK	340	37.95	13 = UNDER VOTES	227	
04 = OVER VOTES	0				
05 = UNDER VOTES	20				
VILLAGE OF BEECHER TRUSTEE FULL					
VOTE FOR NOT MORE THAN 3					
06 = TODD KRAUS*	560	36.51			
07 = ROGER S. STACEY*	481	31.36			
08 = JOE TIERI*	493	32.14			
09 = OVER VOTES	0				
10 = UNDER VOTES	1,214				

	01	02	03	04	05	06	07	08	09	10	11	12	13
0262 WASHINGTON PCT 001	407	258	137	0	12	243	207	214	0	557	306	0	101
0263 WASHINGTON PCT 002	282	148	127	0	7	182	144	154	0	366	211	0	71
0264 WASHINGTON PCT 003	227	150	76	0	1	135	130	125	0	291	172	0	55

I, the undersigned do hereby certify that on April 27, 2021, I canvassed the returns of an election held on April 6, 2021 for VILLAGE OF BEECHER, and I proclaim that a total of **916** voters requested and received ballots and I do further certify the number of votes received for each candidate for this office, **and the winners are denoted with an asterisk next to his or her name.**

I further certify that the above is a true and complete Abstract of Votes and was prepared in my presence on April 27, 2021.

Lauren Staley Ferry
 Lauren Staley Ferry, County Clerk
 The County of Will, Illinois

	VOTES	PERCENT		VOTES	PERCENT
01 = BALLOTS CAST	11,177		VILLAGE OF BOLINGBROOK CLERK		
VILLAGE OF BOLINGBROOK MAYOR			VOTE FOR NOT MORE THAN 1		
VOTE FOR NOT MORE THAN 1			08 = ELNALYN "EL" COSTA	3,976	36.45
02 = JACQUELINE "JACKIE" TRAYNERE	3,725	33.56	09 = MARTHA "MARTI" M. BARTON*	4,616	42.31
03 = MARY S. ALEXANDER-BASTA*	4,653	41.92	10 = FAITH M. KINSMAN-JONES	2,317	21.24
04 = SHELDON L. WATTS	2,706	24.38	11 = OVER VOTES	12	
05 = WRITE-IN	15	.14	12 = UNDER VOTES	256	
06 = OVER VOTES	13				
07 = UNDER VOTES	65				

	01	02	03	04	05	06	07	08	09	10	11	12
0022 DU PAGE PCT 004	287	137	111	36	0	0	3	145	111	27	0	4
0023 DU PAGE PCT 005	340	112	170	57	0	0	1	123	161	49	0	7
0024 DU PAGE PCT 006	365	118	171	71	0	2	3	126	164	63	1	11
0026 DU PAGE PCT 008	390	127	138	121	0	0	4	133	141	105	0	11
0027 DU PAGE PCT 009	275	91	114	69	0	0	1	103	121	47	1	3
0028 DU PAGE PCT 010	508	151	152	198	0	1	6	175	156	159	0	18
0029 DU PAGE PCT 011	363	121	151	88	0	0	3	125	154	76	0	8
0030 DU PAGE PCT 012	336	89	172	73	1	0	1	94	168	68	0	6
0031 DU PAGE PCT 013	365	130	154	78	1	0	2	126	154	69	1	15
0032 DU PAGE PCT 014	432	138	177	114	0	0	3	137	179	97	0	19
0033 DU PAGE PCT 015	370	124	149	96	1	0	0	136	149	79	1	5
0034 DU PAGE PCT 016	452	204	152	94	0	2	0	214	148	81	0	9
0035 DU PAGE PCT 017	458	123	143	188	2	1	1	158	141	150	0	9
0036 DU PAGE PCT 018	377	131	148	92	3	2	1	146	148	70	2	11
0037 DU PAGE PCT 019	329	102	147	74	1	1	4	111	150	62	0	6
0038 DU PAGE PCT 020	270	103	98	67	0	2	0	108	104	54	0	4
0039 DU PAGE PCT 021	325	88	131	105	0	0	1	97	138	83	0	7
0040 DU PAGE PCT 022	400	120	208	69	2	0	1	132	209	49	0	10
0041 DU PAGE PCT 023	492	138	209	140	1	0	4	164	202	116	1	9
0042 DU PAGE PCT 024	337	124	118	95	0	0	0	131	119	82	2	3
0043 DU PAGE PCT 025	314	113	118	82	1	0	0	115	115	80	0	4
0044 DU PAGE PCT 026	297	104	118	72	0	1	2	114	115	65	0	3
0045 DU PAGE PCT 027	344	153	109	81	0	0	1	147	112	75	0	10
0046 DU PAGE PCT 028	282	93	120	66	0	0	3	92	127	57	0	6
0047 DU PAGE PCT 029	459	120	224	111	1	0	3	131	212	104	1	11
0048 DU PAGE PCT 030	296	113	85	92	0	1	5	113	89	85	0	9
0049 DU PAGE PCT 031	279	77	146	52	0	0	4	73	150	49	0	7
0050 DU PAGE PCT 032	0	0	0	0	0	0	0	0	0	0	0	0
0051 DU PAGE PCT 033	0	0	0	0	0	0	0	0	0	0	0	0
0284 WHEATLAND PCT 019	351	147	152	50	0	0	2	149	140	58	1	3
0287 WHEATLAND PCT 022	529	167	292	67	1	0	2	179	275	64	0	11
0292 WHEATLAND PCT 027	555	167	276	108	0	0	4	179	264	94	1	17

VILLAGE OF BOLINGBROOK TRUSTEE				VILLAGE OF BOLINGBROOK - GARBAGE FEES				
VOTE FOR NOT MORE THAN 3				VOTE FOR NOT MORE THAN 1				
01 = JOSE QUINTERO	3,543	11.66		12 = YES*			7,291	69.48
02 = MELISA QUINONES	3,546	11.67		13 = NO			3,202	30.52
03 = RONDEL PARKER	3,437	11.31		14 = OVER VOTES			14	
04 = MICHAEL T. LAWLER*	4,691	15.44		15 = UNDER VOTES			670	
05 = TROY J. DORIS*	4,475	14.73						
06 = MARIA A. ZARATE*	4,205	13.84						
07 = INEZ A. FLORES	2,148	7.07						
08 = PATTI M. CHOW	2,335	7.68						
09 = MERAJ ALAM	2,009	6.61						
10 = OVER VOTES	42							
11 = UNDER VOTES	3,016							

	01	02	03	04	05	06	07	08	09	10	11	12	13	14	15
0022 DU PAGE PCT 004	128	124	119	113	109	101	30	40	25	1	69	191	80	0	16
0023 DU PAGE PCT 005	109	112	107	177	167	149	55	49	37	1	55	229	89	0	22
0024 DU PAGE PCT 006	111	111	101	173	173	158	65	72	47	1	81	227	114	1	23
0026 DU PAGE PCT 008	117	120	115	147	139	124	94	86	83	0	145	234	127	0	29
0027 DU PAGE PCT 009	89	96	89	121	119	117	51	53	43	1	44	189	68	1	17
0028 DU PAGE PCT 010	153	159	154	157	150	151	144	153	142	6	143	320	151	0	37
0029 DU PAGE PCT 011	113	117	119	167	146	139	68	70	49	0	101	244	99	0	20
0030 DU PAGE PCT 012	86	85	84	165	166	156	54	59	43	1	107	212	108	0	16
0031 DU PAGE PCT 013	129	133	118	148	152	150	64	66	51	0	84	224	110	1	30
0032 DU PAGE PCT 014	131	126	121	181	168	160	76	124	91	1	115	301	104	1	26
0033 DU PAGE PCT 015	127	127	112	149	140	136	76	85	68	0	90	236	115	0	19
0034 DU PAGE PCT 016	195	186	200	154	148	131	76	75	74	2	111	306	109	0	37
0035 DU PAGE PCT 017	144	134	138	150	161	136	152	142	115	3	93	314	118	1	25
0036 DU PAGE PCT 018	122	131	120	155	151	142	66	81	60	2	97	242	118	0	17
0037 DU PAGE PCT 019	94	95	94	147	142	139	58	67	57	1	91	201	106	1	21
0038 DU PAGE PCT 020	105	95	96	101	93	85	48	52	42	1	90	187	72	1	10
0039 DU PAGE PCT 021	80	81	86	143	132	124	85	75	60	1	106	199	102	0	24
0040 DU PAGE PCT 022	105	104	92	206	192	193	63	60	54	2	125	254	131	0	15
0041 DU PAGE PCT 023	138	128	135	197	200	180	111	132	106	3	140	338	124	0	30
0042 DU PAGE PCT 024	120	124	127	125	119	112	70	80	68	0	66	233	91	1	12
0043 DU PAGE PCT 025	105	101	98	128	120	106	64	75	54	2	85	218	75	0	21
0044 DU PAGE PCT 026	91	96	84	143	121	114	61	57	44	1	77	187	96	1	13
0045 DU PAGE PCT 027	135	138	144	106	92	89	71	69	72	2	110	245	84	0	15
0046 DU PAGE PCT 028	78	86	75	127	117	109	52	64	52	1	83	180	78	0	24
0047 DU PAGE PCT 029	124	123	104	197	193	176	82	111	120	2	141	301	125	0	33
0048 DU PAGE PCT 030	112	100	102	97	92	78	64	72	60	1	108	183	88	1	24
0049 DU PAGE PCT 031	70	77	73	148	140	138	44	40	40	1	64	169	86	3	21
0050 DU PAGE PCT 032	0	0	0	0	0	0	0	0	0	0	0	0	0	0	0
0051 DU PAGE PCT 033	0	0	0	0	0	0	0	0	0	0	0	0	0	0	0
0284 WHEATLAND PCT 019	134	134	135	150	134	133	47	53	57	0	76	224	109	0	18
0287 WHEATLAND PCT 022	159	151	138	260	248	239	68	75	84	4	153	354	157	1	17
0292 WHEATLAND PCT 027	139	152	157	259	251	240	89	98	111	1	166	349	168	0	38

I, the undersigned do hereby certify that on April 27, 2021, I canvassed the returns of an election held on April 6, 2021 for VILLAGE OF BOLINGBROOK, and I proclaim that a total of **11,455** voters requested and received ballots and I do further certify the number of votes received for each candidate for this office, **and the winners are denoted with an asterisk next to his or her name.**

I further certify that the above is a true and complete Abstract of Votes and was prepared in my presence on April 27, 2021.

Lauren Staley Ferry
 Lauren Staley Ferry, County Clerk
 The County of Will, Illinois

I, the undersigned do hereby certify that on April 27, 2021, I canvassed the returns of an election held on April 6, 2021 for **VILLAGE OF BOLINGBROOK** and I proclaim that a total of **11,455** voters requested and received ballots and I do further certify that the following Question of Public Policy did receive the number of votes herein recorded and has **PASSED.**

Shall the Village of Bolingbrook rescind the approximately 40% tax increase for fees to collect garbage?

I further certify that the above is a true and complete Abstract of Votes and was prepared in my presence on April 27, 2021.

Lauren Staley Ferry
 Lauren Staley Ferry, County Clerk
 The County of Will, Illinois

		VOTES		PERCENT				VOTES		PERCENT	
VILLAGE OF BOLINGBROOK - VIDEO GAMING											
VOTE FOR NOT MORE THAN 1											
01 = YES		4,711		44.41							
02 = NO*		5,897		55.59							
03 = OVER VOTES		6									
04 = UNDER VOTES		563									
VILLAGE OF BOLINGBROOK - HOTEL TAX											
VOTE FOR NOT MORE THAN 1											
05 = YES*		8,436		79.68							
06 = NO		2,152		20.32							
07 = OVER VOTES		8									
08 = UNDER VOTES		581									
		01	02	03	04	05	06	07	08		
0022 DU PAGE PCT 004		100	173	0	14	217	57	1	12		
0023 DU PAGE PCT 005		144	181	1	14	245	80	0	15		
0024 DU PAGE PCT 006		149	196	0	20	271	75	0	19		
0026 DU PAGE PCT 008		150	217	0	23	299	67	0	24		
0027 DU PAGE PCT 009		97	169	0	9	206	59	0	10		
0028 DU PAGE PCT 010		218	257	0	33	396	78	1	33		
0029 DU PAGE PCT 011		136	214	0	13	288	59	1	15		
0030 DU PAGE PCT 012		121	200	0	15	256	67	0	13		
0031 DU PAGE PCT 013		143	192	1	29	268	69	0	28		
0032 DU PAGE PCT 014		177	226	0	29	310	93	2	27		
0033 DU PAGE PCT 015		161	195	0	14	265	90	0	15		
0034 DU PAGE PCT 016		201	224	0	27	325	98	0	29		
0035 DU PAGE PCT 017		226	207	0	25	362	68	0	28		
0036 DU PAGE PCT 018		175	177	0	25	290	61	1	25		
0037 DU PAGE PCT 019		145	159	1	24	264	46	0	19		
0038 DU PAGE PCT 020		117	139	0	14	194	58	0	18		
0039 DU PAGE PCT 021		144	167	0	14	249	59	0	17		
0040 DU PAGE PCT 022		189	194	0	17	277	103	0	20		
0041 DU PAGE PCT 023		213	251	0	28	375	91	0	26		
0042 DU PAGE PCT 024		145	181	0	11	269	60	0	8		
0043 DU PAGE PCT 025		155	146	0	13	237	64	0	13		
0044 DU PAGE PCT 026		128	164	0	5	214	79	0	4		
0045 DU PAGE PCT 027		152	174	0	18	266	57	0	21		
0046 DU PAGE PCT 028		122	144	1	15	208	53	0	21		
0047 DU PAGE PCT 029		208	224	0	27	342	92	0	25		
0048 DU PAGE PCT 030		136	145	1	14	233	48	0	15		
0049 DU PAGE PCT 031		101	167	1	10	207	59	1	12		
0050 DU PAGE PCT 032		0	0	0	0	0	0	0	0		
0051 DU PAGE PCT 033		0	0	0	0	0	0	0	0		
0284 WHEATLAND PCT 019		118	219	0	14	262	72	0	17		
0287 WHEATLAND PCT 022		200	312	0	17	417	94	1	17		
0292 WHEATLAND PCT 027		240	283	0	32	424	96	0	35		

I, the undersigned do hereby certify that on April 27, 2021, I canvassed the returns of an election held on April 6, 2021 for **VILLAGE OF BOLINGBROOK** and I proclaim that a total of **11,455** voters requested and received ballots and I do further certify that the following Question of Public Policy did receive the number of votes herein recorded and has **FAILED**.

Shall the Village of Bolingbrook allow video gaming to operate within the Village of Bolingbrook?

I further certify that the above is a true and complete Abstract of Votes and was prepared in my presence on April 27, 2021.

Lauren Staley Ferry
 Lauren Staley Ferry, County Clerk
 The County of Will, Illinois

I, the undersigned do hereby certify that on April 27, 2021, I canvassed the returns of an election held on April 6, 2021 for **VILLAGE OF BOLINGBROOK** and I proclaim that a total of **11,455** voters requested and received ballots and I do further certify that the following Question of Public Policy did receive the number of votes herein recorded and has **PASSED**.

Shall the Village of Bolingbrook use hotel/motel tax revenue to promote tourism, and to support local leisure, recreational and cultural programs and events?

I further certify that the above is a true and complete Abstract of Votes and was prepared in my presence on April 27, 2021.

Lauren Staley Ferry
 Lauren Staley Ferry, County Clerk
 The County of Will, Illinois

Village of Bolingbrook Mayor

Vote for ONE

Reg Vtrs: 1,202

Precincts 4

Total votes: 278

Ballots Counted: 278

	80048	80049	80093	80128	Total
Jacqueline "Jackie" Traynere	34	61	17	13	125
Mary S. Alexander-Basta	27	81	18	4	130
Sheldon L. Watts	7	13	1	2	23
Registered Voters	284	699	152	67	1,202
Ballots Counted	68	155	36	19	278

Village of Bolingbrook Village Clerk

Vote for ONE

Reg Vtrs: 1,202

Precincts 4

Total votes: 275

Ballots Counted: 278

	80048	80049	80093	80128	Total
Elnalyn "El" Costa	32	61	15	15	123
Martha "Marti" M. Barton	28	82	18	2	130
Faith M. Kinsman-Jones	7	11	2	2	22
Registered Voters	284	699	152	67	1,202
Ballots Counted	68	155	36	19	278

Village of Bolingbrook Village Trustee

Vote for not more than THREE

Reg Vtrs: 1,202

Precincts 4

Total votes: 787

Ballots Counted: 278

	80048	80049	80093	80128	Total
Jose Quintero	30	58	16	13	117
Melisa Quinones	30	55	14	11	110
Rondel Parker	28	53	11	12	104
Michael T. Lawler	26	82	18	4	130
Troy J. Doris	29	81	20	4	134
Maria A. Zarate	29	72	19	4	124
Inez A. Flores	7	8	4	2	21
Patti M. Chow	10	13	2	3	28
Meraj Alam	6	9	2	2	19
Registered Voters	284	699	152	67	1,202
Ballots Counted	68	155	36	19	278

V Bolingbrook Prop 6030 - Video Gaming

Vote for ONE

Reg Vtrs: 1,202

Precincts 4

	80048	80049	80093	80128	Total
Yes	25	70	17	11	123
No	39	78	18	7	142
Registered Voters	284	699	152	67	1,202
Ballots Counted	68	155	36	19	278

DuPage County, Illinois

Total votes: 265

Ballots Counted: 278

V Bolingbrook Prop 6031 - Hotel/Motel Tax

Vote for ONE

Reg Vtrs: 1,202

Precincts 4

	80048	80049	80093	80128	Total
Yes	48	107	30	17	202
No	16	40	5	1	62
Registered Voters	284	699	152	67	1,202
Ballots Counted	68	155	36	19	278

Total votes: 264

Ballots Counted: 278

V Bolingbrook Prop 6032 - Rescind Garbage Tax

Vote for ONE

Reg Vtrs: 1,202

Precincts 4

	80048	80049	80093	80128	Total
Yes	49	105	23	16	193
No	15	43	10	2	70
Registered Voters	284	699	152	67	1,202
Ballots Counted	68	155	36	19	278

Total votes: 263

Ballots Counted: 278

	VOTES	PERCENT					VOTES	PERCENT
01 = BALLOTS CAST	487		VILLAGE OF CHANNAHON TRUSTEE					
			VOTE FOR NOT MORE THAN 3					
						02 = SAMUEL J. GRECO*	367 37.00	
						03 = CHANTAL S. HOST*	310 31.25	
						04 = MARK SCAGGS*	315 31.75	
						05 = OVER VOTES	0	
						06 = UNDER VOTES	469	

	01	02	03	04	05	06		

0002 CHANNAHON PCT 002	120	98	78	84	0	100		
0003 CHANNAHON PCT 003	116	76	70	65	0	137		
0004 CHANNAHON PCT 004	105	83	58	67	0	107		
0005 CHANNAHON PCT 005	77	51	53	45	0	82		
0242 TROY PCT 003	69	59	51	54	0	43		
0261 TROY PCT 022	0	0	0	0	0	0		

I, the undersigned do hereby certify that on April 27, 2021, I canvassed the returns of an election held on April 6, 2021 for VILLAGE OF CHANNAHON, and I proclaim that a total of **595** voters requested and received ballots and I do further certify the number of votes received for each candidate for this office, **and the winners are denoted with an asterisk next to his or her name.**

I further certify that the above is a true and complete Abstract of Votes and was prepared in my presence on April 27, 2021.

Lauren Staley Ferry
 Lauren Staley Ferry, County Clerk
 The County of Will, Illinois

Statement of Votes Cast
 Grundy County, IL
 Consolidated Election
 April 6, 2021

Date:04/21/21
 Time:11:06:58
 Page:56 of 604

SOVC For Jurisdiction Wide, All Counters, All Races
 Official Results

TRUSTEE - CHAN VIL												
	Reg. Voters	Vote For	Times Counted	Total Votes	Times Over Voted	Number Of Under Votes	SAMUEL J. GRECO (IND)		CHANTAL S. HOST (IND)		MARK SCAGGS (IND)	
Total	-	-	-	-	-	-	-	-	-	-	-	-
SARATOGA 02												
Polling	1	3	0	0	0	0	0	0	-	0	-	0
EARLY-GRACE-VBM	1	3	0	0	0	0	0	0	-	0	-	0
POST ELECTION	1	3	0	0	0	0	0	0	-	0	-	0
Total	1	9	0	0	0	0	0	0	-	0	-	0
SARATOGA 03												
Polling	-	-	-	-	-	-	-	-	-	-	-	-
EARLY-GRACE-VBM	-	-	-	-	-	-	-	-	-	-	-	-
POST ELECTION	-	-	-	-	-	-	-	-	-	-	-	-
Total	-	-	-	-	-	-	-	-	-	-	-	-
SARATOGA 04												
Polling	-	-	-	-	-	-	-	-	-	-	-	-
EARLY-GRACE-VBM	-	-	-	-	-	-	-	-	-	-	-	-
POST ELECTION	-	-	-	-	-	-	-	-	-	-	-	-
Total	-	-	-	-	-	-	-	-	-	-	-	-
SARATOGA 05												
Polling	-	-	-	-	-	-	-	-	-	-	-	-
EARLY-GRACE-VBM	-	-	-	-	-	-	-	-	-	-	-	-
POST ELECTION	-	-	-	-	-	-	-	-	-	-	-	-
Total	-	-	-	-	-	-	-	-	-	-	-	-
VIENNA 01												
Polling	-	-	-	-	-	-	-	-	-	-	-	-
EARLY-GRACE-VBM	-	-	-	-	-	-	-	-	-	-	-	-
POST ELECTION	-	-	-	-	-	-	-	-	-	-	-	-
Total	-	-	-	-	-	-	-	-	-	-	-	-
WAUPONSEE 01												
Polling	-	-	-	-	-	-	-	-	-	-	-	-
EARLY-GRACE-VBM	-	-	-	-	-	-	-	-	-	-	-	-
POST ELECTION	-	-	-	-	-	-	-	-	-	-	-	-
Total	-	-	-	-	-	-	-	-	-	-	-	-
WAUPONSEE 02												
Polling	-	-	-	-	-	-	-	-	-	-	-	-
EARLY-GRACE-VBM	-	-	-	-	-	-	-	-	-	-	-	-
POST ELECTION	-	-	-	-	-	-	-	-	-	-	-	-
Total	-	-	-	-	-	-	-	-	-	-	-	-
Total												
Polling	2681	15	90	156	0	114	55	35.26%	54	34.62%	47	30.13%
EARLY-GRACE-VBM	2681	15	16	24	0	24	7	29.17%	8	33.33%	9	37.50%
POST ELECTION	2681	15	2	5	0	1	2	40.00%	2	40.00%	1	20.00%
Total	2681	45	108	185	0	139	64	34.59%	64	34.59%	57	30.81%

VOTES PERCENT

VOTES PERCENT

01 = BALLOTS CAST

0

VILLAGE OF COAL CITY TRUSTEE

VOTE FOR NOT MORE THAN 3

02 = DAVID A. SPESIA

0

03 = TIMOTHY BRADLEY

0

04 = SARAH BEACH

0

05 = OVER VOTES

0

06 = UNDER VOTES

0

01	02	03	04	05	06
0	0	0	0	0	0

0302 WILMINGTON PCT 002

This political subdivision has been canvassed by the election authority in which their principal office is located.

	VOTES	PERCENT		VOTES	PERCENT
01 = BALLOTS CAST	1,288		VILLAGE OF CRETE TRUSTEE		
VILLAGE OF CRETE PRESIDENT			VOTE FOR NOT MORE THAN 3		
VOTE FOR NOT MORE THAN 1			08 = ROBERT E. HUNT	511	17.65
02 = MICHAEL S. EINHORN*	1,061	100.00	09 = STEPHEN E. JOHNSON*	772	26.67
03 = OVER VOTES	0		10 = MARK S. WIATER*	831	28.70
04 = UNDER VOTES	227		11 = JOHN PHELAN*	557	19.24
VILLAGE OF CRETE CLERK			12 = CHRISTOPHER FRAKES	224	7.74
VOTE FOR NOT MORE THAN 1			13 = OVER VOTES	3	
05 = DEBORAH S. BACHERT*	1,074	100.00	14 = UNDER VOTES	960	
06 = OVER VOTES	0				
07 = UNDER VOTES	214				

	01	02	03	04	05	06	07	08	09	10	11	12	13	14
0006 CRETE PCT 001	0	0	0	0	0	0	0	0	0	0	0	0	0	0
0008 CRETE PCT 003	12	8	0	4	8	0	4	6	5	6	5	3	0	11
0009 CRETE PCT 004	251	203	0	48	204	0	47	98	141	154	94	62	2	198
0010 CRETE PCT 005	238	193	0	45	196	0	42	129	146	140	75	38	0	186
0011 CRETE PCT 006	158	117	0	41	123	0	35	65	89	91	63	26	0	140
0013 CRETE PCT 008	299	260	0	39	263	0	36	122	183	205	140	51	0	196
0014 CRETE PCT 009	292	247	0	45	248	0	44	83	187	206	158	41	0	201
0016 CRETE PCT 011	38	33	0	5	32	0	6	8	21	29	22	3	1	28

I, the undersigned do hereby certify that on April 27, 2021, I canvassed the returns of an election held on April 6, 2021 for VILLAGE OF CRETE, and I proclaim that a total of **1,288** voters requested and received ballots and I do further certify the number of votes received for each candidate for this office, **and the winners are denoted with an asterisk next to his or her name.**

I further certify that the above is a true and complete Abstract of Votes and was prepared in my presence on April 27, 2021.

Lauren Staley Ferry
 Lauren Staley Ferry, County Clerk
 The County of Will, Illinois

	VOTES	PERCENT		VOTES	PERCENT
01 = BALLOTS CAST	0		VILLAGE OF DIAMOND COMMISSIONER		
VILLAGE OF DIAMOND MAYOR			VOTE FOR NOT MORE THAN 4		
VOTE FOR NOT MORE THAN 1			05 = DAVID F. WARNER JR.	0	
02 = TERESA ANN KERNC	0		06 = JEFF KASHER	0	
03 = OVER VOTES	0		07 = OVER VOTES	0	
04 = UNDER VOTES	0		08 = UNDER VOTES	0	

	01	02	03	04	05	06	07	08
0237 REED PCT 001	0	0	0	0	0	0	0	0
0302 WILMINGTON PCT 002	0	0	0	0	0	0	0	0

This political subdivision has been canvassed by the election authority in which their principal office is located.

	VOTES	PERCENT		VOTES	PERCENT
01 = BALLOTS CAST	163		VILLAGE OF ELWOOD TRUSTEE		
VILLAGE OF ELWOOD PRESIDENT			VOTE FOR NOT MORE THAN 3		
VOTE FOR NOT MORE THAN 1			05 = RON SCHMIDT*	112	33.43
02 = DOUGLAS J. JENCO*	153	100.00	06 = JODIE A. BERTUCCI*	123	36.72
03 = OVER VOTES	0		07 = KENDY ELBERSON*	100	29.85
04 = UNDER VOTES	10		08 = OVER VOTES	0	
			09 = UNDER VOTES	154	

	01	02	03	04	05
	06	07	08	09	

0105 JACKSON PCT 001	51	48	0	3	34
0106 JACKSON PCT 002	112	105	0	7	78

I, the undersigned do hereby certify that on April 27, 2021, I canvassed the returns of an election held on April 6, 2021 for VILLAGE OF ELWOOD, and I proclaim that a total of **163** voters requested and received ballots and I do further certify the number of votes received for each candidate for this office, **and the winners are denoted with an asterisk next to his or her name.**

I further certify that the above is a true and complete Abstract of Votes and was prepared in my presence on April 27, 2021.

Lauren Staley Ferry
 Lauren Staley Ferry, County Clerk
 The County of Will, Illinois

	VOTES	PERCENT		VOTES	PERCENT
01 = BALLOTS CAST	4,444		VILLAGE OF FRANKFORT TRUSTEE		
VILLAGE OF FRANKFORT PRESIDENT			VOTE FOR NOT MORE THAN 3		
VOTE FOR NOT MORE THAN 1			09 = DANIEL ROSSI*	3,210	35.88
02 = JOHN C. CLAVIO	2,024	46.28	10 = EUGENE SAVARIA*	2,979	33.30
03 = KEITH OGLE*	2,349	53.72	11 = CANDIDATE WITHDREW	1,717	19.19
04 = OVER VOTES	1		12 = WRITE-IN*	1,040	11.63
05 = UNDER VOTES	70		13 = OVER VOTES	10	
VILLAGE OF FRANKFORT CLERK			14 = UNDER VOTES	4,356	
VOTE FOR NOT MORE THAN 1					
06 = KATIE SCHUBERT*	3,535	100.00			
07 = OVER VOTES	0				
08 = UNDER VOTES	909				

	01	02	03	04	05	06	07	08	09	10	11	12	13	14
0064 FRANKFORT PCT 008	71	27	37	0	7	61	0	10	56	49	36	12	0	60
0067 FRANKFORT PCT 011	519	229	281	0	9	438	0	81	402	364	188	151	1	449
0072 FRANKFORT PCT 016	239	67	166	0	6	173	0	66	144	128	106	40	2	293
0074 FRANKFORT PCT 018	384	189	190	0	5	310	0	74	289	272	121	112	0	358
0077 FRANKFORT PCT 021	373	185	182	0	6	296	0	77	282	240	135	118	1	341
0078 FRANKFORT PCT 022	497	200	287	0	10	392	0	105	357	355	200	96	2	477
0079 FRANKFORT PCT 023	516	257	258	0	1	409	0	107	386	379	194	106	0	483
0080 FRANKFORT PCT 024	231	73	149	0	9	168	0	63	136	128	116	24	0	289
0081 FRANKFORT PCT 025	557	291	263	0	3	449	0	108	406	388	195	176	1	503
0082 FRANKFORT PCT 026	397	184	205	1	7	307	0	90	268	247	152	77	3	438
0083 FRANKFORT PCT 027	359	157	197	0	5	287	0	72	271	239	157	66	0	344
0084 FRANKFORT PCT 028	275	163	110	0	2	225	0	50	198	176	108	62	0	281
0085 GREEN GARDEN PCT 001	26	2	24	0	0	20	0	6	15	14	9	0	0	40
0172 MONEE PCT 001	0	0	0	0	0	0	0	0	0	0	0	0	0	0

I, the undersigned do hereby certify that on April 27, 2021, I canvassed the returns of an election held on April 6, 2021 for VILLAGE OF FRANKFORT, and I proclaim that a total of **4,444** voters requested and received ballots and I do further certify the number of votes received for each candidate for this office, **and the winners are denoted with an asterisk next to his or her name.**

I further certify that the above is a true and complete Abstract of Votes and was prepared in my presence on April 27, 2021.

Lauren Staley Ferry
 Lauren Staley Ferry, County Clerk
 The County of Will, Illinois

VOTES PERCENT

VOTES PERCENT

01 = BALLOTS CAST

21

VILLAGE OF GODLEY TRUSTEE
VOTE FOR NOT MORE THAN 3
02 = No Candidate
03 = OVER VOTES
04 = UNDER VOTES

0
0
63

01	02	03	04
21	0	0	63

0239 REED PCT 003

I, the undersigned do hereby certify that on April 27, 2021, I canvassed the returns of an election held on April 6, 2021 for VILLAGE OF GODLEY, and I proclaim that a total of **21** voters requested and received ballots and I do further certify the number of votes received for each candidate for this office, **and the winners are denoted with an asterisk next to his or her name.**

I further certify that the above is a true and complete Abstract of Votes and was prepared in my presence on April 27, 2021

Lauren Staley Ferry
Lauren Staley Ferry, County Clerk
The County of Will, Illinois

	VOTES	PERCENT	VILLAGE OF HOMER GLEN TRUSTEE UNEXP 2YR	VOTES	PERCENT
01 = BALLOTS CAST	3,359		VOTE FOR NOT MORE THAN 1		
VILLAGE OF HOMER GLEN TRUSTEE FULL			10 = NICOLE LA HA*	2,590	100.00
VOTE FOR NOT MORE THAN 3			11 = OVER VOTES	0	
02 = BROQUE A. BACKAL	1,164	13.19	12 = UNDER VOTES	769	
03 = DAN M. FIALKO*	1,759	19.93			
04 = JENNIFER "NORMA RAE" TRZOS-CONSOLINO*	1,541	17.46			
05 = CARLO CAPRIO	1,324	15.00			
06 = KEITH GRAY	1,349	15.28			
07 = ROSE REYNDEERS*	1,689	19.14			
08 = OVER VOTES		12			
09 = UNDER VOTES		1,215			

	01	02	03	04	05	06	07	08	09	10	11	12
0087 HOMER PCT 001	38	13	19	20	12	15	19	0	16	26	0	12
0088 HOMER PCT 002	314	122	156	138	111	129	149	1	134	232	0	82
0089 HOMER PCT 003	243	97	123	104	104	99	111	0	91	185	0	58
0090 HOMER PCT 004	307	94	177	147	113	113	182	1	92	239	0	68
0091 HOMER PCT 005	245	91	125	104	109	109	104	0	93	192	0	53
0092 HOMER PCT 006	204	58	107	98	76	76	114	0	83	164	0	40
0093 HOMER PCT 007	325	129	170	135	148	143	139	1	108	257	0	68
0094 HOMER PCT 008	251	67	154	133	88	90	151	4	58	214	0	37
0095 HOMER PCT 009	176	45	104	91	54	60	94	0	80	136	0	40
0096 HOMER PCT 010	114	33	58	49	37	39	57	2	63	89	0	25
0097 HOMER PCT 011	309	94	163	151	114	122	164	2	113	238	0	71
0098 HOMER PCT 012	297	113	142	128	140	125	150	0	93	221	0	76
0100 HOMER PCT 014	162	55	77	77	60	62	77	0	78	130	0	32
0102 HOMER PCT 016	135	50	66	63	56	58	68	1	41	94	0	41
0103 HOMER PCT 017	232	103	111	97	102	108	104	0	71	167	0	65
0181 NEW LENOX PCT 002	7	0	7	6	0	1	6	0	1	6	0	1

I, the undersigned do hereby certify that on April 27, 2021, I canvassed the returns of an election held on April 6, 2021 for VILLAGE OF HOMER GLEN, and I proclaim that a total of **3,359** voters requested and received ballots and I do further certify the number of votes received for each candidate for this office, **and the winners are denoted with an asterisk next to his or her name.**

I further certify that the above is a true and complete Abstract of Votes and was prepared in my presence on April 27, 2021

Lauren Staley Ferry
 Lauren Staley Ferry, County Clerk
 The County of Will, Illinois

01 = BALLOTS CAST
 VILLAGE OF LEMONT PRESIDENT
 VOTE FOR NOT MORE THAN 1
 02 = JOHN EGOFKSKE
 03 = OVER VOTES
 04 = UNDER VOTES
 VILLAGE OF LEMONT CLERK
 VOTE FOR NOT MORE THAN 1
 05 = CHARLENE SMOLLEN
 06 = OVER VOTES
 07 = UNDER VOTES

VOTES PERCENT
 2
 0
 0
 2
 0
 0
 2

VILLAGE OF LEMONT TRUSTEE
 VOTE FOR NOT MORE THAN 3
 08 = KEN McCLAFFERTY
 09 = KEVIN SHAUGHNESSY
 10 = DAVE MAHER
 11 = OVER VOTES
 12 = UNDER VOTES

VOTES PERCENT
 0
 1 100.00
 0
 0
 5

	01	02	03	04	05	06	07	08	09	10	11	12
0051 DU PAGE PCT 033	2	0	0	2	0	0	2	0	1	0	0	5
0087 HOMER PCT 001	0	0	0	0	0	0	0	0	0	0	0	0

This political subdivision has been canvassed by the election authority in which their principal office is located.

ABSTRACT OF VOTES

RUN DATE:04/21/21 12:30 PM

WILL COUNTY, ILLINOIS
 CONSOLIDATED ELECTION
 APRIL 6, 2021

OFFICIAL RESULTS

REPORT-EL86 PAGE 020

	VOTES	PERCENT		VOTES	PERCENT
01 = BALLOTS CAST	1,267		VILLAGE OF MANHATTAN CLERK		
VILLAGE OF MANHATTAN PRESIDENT			VOTE FOR NOT MORE THAN 1		
VOTE FOR NOT MORE THAN 1			07 = SHELLY A. LEWIS*	1,045	100.00
02 = MIKE ADRIEANSEN*	791	63.79	08 = OVER VOTES	0	
03 = BRIAN S. GIARETTA	80	6.45	09 = UNDER VOTES	222	
04 = WRITE-IN	369	29.76			
05 = OVER VOTES	0				
06 = UNDER VOTES	27				

	01	02	03	04	05	06	07	08	09
0168 MANHATTAN PCT 001	262	150	17	87	0	8	222	0	40
0169 MANHATTAN PCT 002	495	335	33	115	0	12	398	0	97
0170 MANHATTAN PCT 003	204	111	13	77	0	3	171	0	33
0171 MANHATTAN PCT 004	306	195	17	90	0	4	254	0	52

VILLAGE OF MANHATTAN TRUSTEE	VOTES PERCENT				VOTES PERCENT	
VOTE FOR NOT MORE THAN 3						
01 = JUSTIN YOUNG*	702	22.52	05 = DAVID BEEMSTERBOER*		564	18.09
02 = THOMAS GEORGE BISCAN	480	15.40	06 = WRITE-IN		316	10.14
03 = THOMAS R. DOYLE	472	15.14	07 = OVER VOTES		3	
04 = RONALD ADAMSKI*	583	18.70	08 = UNDER VOTES		675	

	01	02	03	04	05	06

0168 MANHATTAN PCT 001	112	83	99	140	121	68
0169 MANHATTAN PCT 002	310	193	197	200	207	110
0170 MANHATTAN PCT 003	117	76	71	109	79	60
0171 MANHATTAN PCT 004	163	128	105	134	157	78

I, the undersigned do hereby certify that on April 27, 2021, I canvassed the returns of an election held on April 6, 2021 for VILLAGE OF MANHATTAN, and I proclaim that a total of **1,267** voters requested and received ballots and I do further certify the number of votes received for each candidate for this office, **and the winners are denoted with an asterisk next to his or her name.**

I further certify that the above is a true and complete Abstract of Votes and was prepared in my presence on April 27, 2021.

Lauren Staley Ferry
 Lauren Staley Ferry, County Clerk
 The County of Will, Illinois

	VOTES	PERCENT		VOTES	PERCENT				
01 = BALLOTS CAST	109		VILLAGE OF MINOOKA TRUSTEE						
VILLAGE OF MINOOKA PRESIDENT			VOTE FOR NOT MORE THAN 3						
VOTE FOR NOT MORE THAN 1			05 = TERRY L. HOUGHENS	78	46.15				
02 = FREDERIC OFFERMAN	96	100.00	06 = GABRIELA MARTINEZ	76	44.97				
03 = OVER VOTES	0		07 = WRITE-IN	15	8.88				
04 = UNDER VOTES	13		08 = OVER VOTES	0					
			09 = UNDER VOTES	158					

	01	02	03	04	05	06	07	08	09
0001 CHANNAHON PCT 001	109	96	0	13	78	76	15	0	158

This political subdivision has been canvassed by the election authority in which their principal office is located.

	VOTES	PERCENT		VOTES	PERCENT
01 = BALLOTS CAST	2,567		VILLAGE OF MOKENA CLERK		
VILLAGE OF MOKENA PRESIDENT			VOTE FOR NOT MORE THAN 1		
VOTE FOR NOT MORE THAN 1			07 = MELISSA MARTINI*	2,141	100.00
02 = FRANK A. FLEISCHER*	1,447	58.39	08 = OVER VOTES	0	
03 = HARLEY M. SCHINKER	406	16.38	09 = UNDER VOTES	426	
04 = WRITE-IN	625	25.22			
05 = OVER VOTES	1				
06 = UNDER VOTES	88				

	01	02	03	04	05	06	07	08	09
0057 FRANKFORT PCT 001	229	116	17	91	0	5	188	0	41
0058 FRANKFORT PCT 002	219	144	22	48	0	5	184	0	35
0060 FRANKFORT PCT 004	171	99	27	31	0	14	132	0	39
0061 FRANKFORT PCT 005	314	190	36	84	1	3	265	0	49
0062 FRANKFORT PCT 006	270	155	40	67	0	8	225	0	45
0063 FRANKFORT PCT 007	244	123	35	82	0	4	197	0	47
0064 FRANKFORT PCT 008	0	0	0	0	0	0	0	0	0
0068 FRANKFORT PCT 012	280	128	65	75	0	12	236	0	44
0069 FRANKFORT PCT 013	216	137	32	36	0	11	186	0	30
0073 FRANKFORT PCT 017	407	233	86	71	0	17	341	0	66
0186 NEW LENOX PCT 007	111	59	27	21	0	4	92	0	19
0187 NEW LENOX PCT 008	106	63	19	19	0	5	95	0	11

		VOTES PERCENT				VOTES PERCENT			
VILLAGE OF MOKENA TRUSTEE									
VOTE FOR NOT MORE THAN 3									
01 = JULIE MUSSELMAN OOST		1,049	16.09	05 = JASON J. WEGNER		719	11.03		
02 = GEORGE J. METANIAS*		1,343	20.60	06 = EDWARD C. DONNELLY		801	12.28		
03 = ROB DAUPHINAIS*		1,128	17.30	07 = OVER VOTES		5			
04 = MELISSA FEDORA*		1,481	22.71	08 = UNDER VOTES		1,165			

		01	02	03	04	05	06	07	08
0057 FRANKFORT PCT 001		93	135	116	141	50	49	1	100
0058 FRANKFORT PCT 002		86	126	101	132	57	65	0	90
0060 FRANKFORT PCT 004		83	91	73	101	39	51	1	72
0061 FRANKFORT PCT 005		140	165	156	169	94	104	0	114
0062 FRANKFORT PCT 006		121	141	115	175	65	68	0	125
0063 FRANKFORT PCT 007		128	106	77	121	71	75	1	151
0064 FRANKFORT PCT 008		0	0	0	0	0	0	0	0
0068 FRANKFORT PCT 012		121	124	98	142	99	131	0	125
0069 FRANKFORT PCT 013		82	114	97	132	58	69	2	90
0073 FRANKFORT PCT 017		128	241	203	249	102	110	0	188
0186 NEW LENOX PCT 007		31	48	43	60	42	44	0	65
0187 NEW LENOX PCT 008		36	52	49	59	42	35	0	45

I, the undersigned do hereby certify that on April 27, 2021, I canvassed the returns of an election held on April 6, 2021 for VILLAGE OF MOKENA, and I proclaim that a total of **2,567** voters requested and received ballots and I do further certify the number of votes received for each candidate for this office, **and the winners are denoted with an asterisk next to his or her name.**

I further certify that the above is a true and complete Abstract of Votes and was prepared in my presence on April 27, 2021.

Lauren Staley Ferry
 Lauren Staley Ferry, County Clerk
 The County of Will, Illinois

	VOTES	PERCENT		VOTES	PERCENT
01 = BALLOTS CAST	969		VILLAGE OF MONEE TRUSTEE		
VILLAGE OF MONEE MAYOR			VOTE FOR NOT MORE THAN 3		
VOTE FOR NOT MORE THAN 1			09 = DOUG HORNE*	513	28.30
02 = JANET E. BLUE	235	24.38	10 = ELIZABETH RAKIS*	582	32.10
03 = THERESE M. BOGS*	729	75.62	11 = ANTHONY RACZEK*	372	20.52
04 = OVER VOTES	0		12 = WRITE-IN	346	19.08
05 = UNDER VOTES	5		13 = OVER VOTES	1	
VILLAGE OF MONEE CLERK			14 = UNDER VOTES	1,091	
VOTE FOR NOT MORE THAN 1					
06 = DONESHIA V. SMITH-CODJOE*	718	100.00			
07 = OVER VOTES	0				
08 = UNDER VOTES	251				

	01	02	03	04	05	06	07	08	09	10	11	12	13	14
0172 MONEE PCT 001	0	0	0	0	0	0	0	0	0	0	0	0	0	0
0174 MONEE PCT 003	327	50	275	0	2	234	0	93	177	215	105	120	1	361
0175 MONEE PCT 004	432	126	304	0	2	332	0	100	235	248	181	146	0	486
0179 MONEE PCT 008	210	59	150	0	1	152	0	58	101	119	86	80	0	244

I, the undersigned do hereby certify that on April 27, 2021, I canvassed the returns of an election held on April 6, 2021 for VILLAGE OF MONEE, and I proclaim that a total of **969** voters requested and received ballots and I do further certify the number of votes received for each candidate for this office, **and the winners are denoted with an asterisk next to his or her name.**

I further certify that the above is a true and complete Abstract of Votes and was prepared in my presence on April 27, 2021.

Lauren Staley Ferry
 Lauren Staley Ferry, County Clerk
 The County of Will, Illinois

VILLAGE MONEE - LIBRARY FACILITY		VOTES	PERCENT	VILLAGE MONEE - TAXPAYER ADVOCATE		VOTES	PERCENT		
VOTE FOR NOT MORE THAN 1				VOTE FOR NOT MORE THAN 1					
01 = YES*		487	54.29	05 = YES		410	46.38		
02 = NO		410	45.71	06 = NO*		474	53.62		
03 = OVER VOTES		0		07 = OVER VOTES		0			
04 = UNDER VOTES		72		08 = UNDER VOTES		85			

		01	02	03	04	05	06	07	08

0172 MONEE PCT 001		0	0	0	0	0	0	0	0
0174 MONEE PCT 003		140	156	0	31	125	169	0	33
0175 MONEE PCT 004		244	165	0	23	198	204	0	30
0179 MONEE PCT 008		103	89	0	18	87	101	0	22

I, the undersigned do hereby certify that on April 27, 2021, I canvassed the returns of an election held on April 6, 2021 for VILLAGE OF MONEE and I proclaim that a total of **969** voters requested and received ballots and I do further certify that the following Question of Public Policy did receive the number of votes herein recorded and has **PASSED**.

Should the Village elected officials continue its efforts to have a library facility located within its corporate boundaries.

I further certify that the above is a true and complete Abstract of Votes and was prepared in my presence on April 27, 2021.

Lauren Staley Ferry

 Lauren Staley Ferry, County Clerk
 The County of Will, Illinois

I, the undersigned do hereby certify that on April 27, 2021, I canvassed the returns of an election held on April 6, 2021 for VILLAGE OF MONEE and I proclaim that a total of **969** voters requested and received ballots and I do further certify that the following Question of Public Policy did receive the number of votes herein recorded and has **FAILED**.

Shall the elected office of a Taxpayer Advocate be established in the Village of Monee whose functions will include assisting Monee taxpayer in preparing property tax appeals, advocating for property tax relief and organizing taxpayer education programs. The Taxpayer Advocate shall hold the office for a four (4) year term until a successor is elected. Any qualified Village of Monee elector is eligible for this office.

I further certify that the above is a true and complete Abstract of Votes and was prepared in my presence on April 27, 2021.

Lauren Staley Ferry

 Lauren Staley Ferry, County Clerk
 The County of Will, Illinois

	VOTES PERCENT						VOTES PERCENT	
	01	02	03	04	05	06		
01 = BALLOTS CAST	2,921							
	VILLAGE OF NEW LENOX TRUSTEE							
	VOTE FOR NOT MORE THAN 3							
	02 = DAVID N. SMITH*						1,866	32.36
	03 = ANNETTE J. BOWDEN*						2,048	35.51
	04 = JASEN HOWARD*						1,853	32.13
	05 = OVER VOTES						0	
	06 = UNDER VOTES						2,996	
0102 HOMER PCT 016	11	9	7	6	0	11		
0181 NEW LENOX PCT 002	62	41	44	39	0	62		
0183 NEW LENOX PCT 004	80	55	48	44	0	93		
0184 NEW LENOX PCT 005	218	129	158	138	0	229		
0185 NEW LENOX PCT 006	66	40	40	37	0	81		
0186 NEW LENOX PCT 007	10	9	8	7	0	6		
0187 NEW LENOX PCT 008	45	27	32	28	0	48		
0188 NEW LENOX PCT 009	127	74	84	72	0	151		
0189 NEW LENOX PCT 010	300	191	203	195	0	311		
0190 NEW LENOX PCT 011	203	129	140	121	0	219		
0191 NEW LENOX PCT 012	173	103	123	104	0	189		
0192 NEW LENOX PCT 013	147	100	106	98	0	137		
0193 NEW LENOX PCT 014	211	117	140	122	0	254		
0194 NEW LENOX PCT 015	246	174	178	174	0	212		
0195 NEW LENOX PCT 016	271	206	215	192	0	200		
0196 NEW LENOX PCT 017	194	124	139	128	0	191		
0197 NEW LENOX PCT 018	174	108	124	109	0	181		
0198 NEW LENOX PCT 019	202	113	136	124	0	233		
0199 NEW LENOX PCT 020	181	117	123	115	0	188		

I, the undersigned do hereby certify that on April 27, 2021, I canvassed the returns of an election held on April 6, 2021 for VILLAGE OF NEW LENOX, and I proclaim that a total of **2,921** voters requested and received ballots and I do further certify the number of votes received for each candidate for this office, **and the winners are denoted with an asterisk next to his or her name.**

I further certify that the above is a true and complete Abstract of Votes and was prepared in my presence on April 27, 2021.

Lauren Staley Ferry
 Lauren Staley Ferry, County Clerk
 The County of Will, Illinois

ABSTRACT OF VOTES

WILL COUNTY, ILLINOIS
CONSOLIDATED ELECTION
APRIL 6, 2021

OFFICIAL RESULTS

RUN DATE:04/21/21 12:30 PM

REPORT-EL86 PAGE 029

	VOTES	PERCENT		VOTES	PERCENT
01 = BALLOTS CAST	22		VILLAGE OF ORLAND PARK CLERK		
VILLAGE OF ORLAND PARK PRESIDENT			VOTE FOR NOT MORE THAN 1		
VOTE FOR NOT MORE THAN 1			06 = CONSTANTINE "GUS" LEKAS	12	54.55
02 = KEITH PEKAU	12	54.55	07 = PATRICK R. O'SULLIVAN	10	45.45
03 = DANIEL J. McLAUGHLIN	10	45.45	08 = OVER VOTES	0	
04 = OVER VOTES	0		09 = UNDER VOTES	0	
05 = UNDER VOTES	0				

	01	02	03	04	05
	06	07	08	09	

0058 FRANKFORT PCT 002	22	12	10	0	0
	12	10	0	0	

ABSTRACT OF VOTES

WILL COUNTY, ILLINOIS
CONSOLIDATED ELECTION
APRIL 6, 2021

OFFICIAL RESULTS

RUN DATE:04/21/21 12:30 PM

REPORT-EL86 PAGE 030

VILLAGE OF ORLAND PARK TRUSTEE

VOTES PERCENT

VOTES PERCENT

VOTE FOR NOT MORE THAN 3

01 = SEAN KAMPAS	12	18.18	05 = CHRIS KASMER	10	15.15
02 = JONI RADASZEWSKI	12	18.18	06 = DEREK RINALDI	10	15.15
03 = BRIAN RIORDAN	12	18.18	07 = OVER VOTES	0	
04 = AMY RUTH BURRELL	10	15.15	08 = UNDER VOTES	0	

01	02	03	04	05	06	07	08

12	12	12	10	10	10	0	0

0058 FRANKFORT PCT 002

<p>This political subdivision has been canvassed by the election authority in which their principal office is located.</p>
--

	VOTES	PERCENT		VOTES	PERCENT
01 = BALLOTS CAST	606		VILLAGE OF PEOTONE TRUSTEE FULL		
VILLAGE OF PEOTONE PRESIDENT			VOTE FOR NOT MORE THAN 3		
VOTE FOR NOT MORE THAN 1			09 = SHELLEY MAREVKA*	356	26.20
02 = PETER J. MARCH*	513	100.00	10 = ANDREA L. ARENS	321	23.62
03 = OVER VOTES	0		11 = KENT HAMM*	332	24.43
04 = UNDER VOTES	93		12 = NICHOLAS LEE STRBA*	350	25.75
VILLAGE OF PEOTONE CLERK			13 = OVER VOTES	3	
VOTE FOR NOT MORE THAN 1			14 = UNDER VOTES	450	
05 = No Candidate	0				
06 = WRITE-IN*	50	100.00			
07 = OVER VOTES	0				
08 = UNDER VOTES	556				

	01	02	03	04	05	06	07	08	09	10	11	12	13	14
0200 PEOTONE PCT 001	258	221	0	37	0	17	0	241	154	131	150	145	2	188
0201 PEOTONE PCT 002	271	230	0	41	0	29	0	242	165	149	144	148	1	204
0300 WILL PCT 001	77	62	0	15	0	4	0	73	37	41	38	57	0	58

VILLAGE OF PEOTONE TRUSTEE UNEXP 2YR

VOTES PERCENT

VOTES PERCENT

VOTE FOR NOT MORE THAN 1

01 = JULIE SLUIS*

02 = OVER VOTES

433 100.00
0

03 = UNDER VOTES

173

01 02 03

0200 PEOTONE PCT 001
0201 PEOTONE PCT 002
0300 WILL PCT 001

180 0 78
202 0 69
51 0 26

I, the undersigned do hereby certify that on April 27, 2021, I canvassed the returns of an election held on April 6, 2021 for VILLAGE OF PEOTONE, and I proclaim that a total of **606** voters requested and received ballots and I do further certify the number of votes received for each candidate for this office, **and the winners are denoted with an asterisk next to his or her name.**

I further certify that the above is a true and complete Abstract of Votes and was prepared in my presence on April 27, 2021.

Lauren Staley Ferry
Lauren Staley Ferry, County Clerk
The County of Will, Illinois

	VOTES	PERCENT								VOTES	PERCENT
01 = BALLOTS CAST	170		VILLAGE OF PARK FOREST TRUSTEE								
			VOTE FOR NOT MORE THAN 3								
										90	21.58
										96	23.02
										50	11.99
										66	15.83
										57	13.67
										58	13.91
										1	
										90	

	01	02	03	04	05	06	07	08	09		

0006 CRETE PCT 001	42	14	23	15	9	15	19	0	31		
0172 MONEE PCT 001	83	46	54	22	32	26	21	1	45		
0173 MONEE PCT 002	45	30	19	13	25	16	18	0	14		

This political subdivision has been canvassed by the election authority in which their principal office is located.

	VOTES	PERCENT	VILLAGE OF PLAINFIELD TRUSTEE										VOTES	PERCENT
01 = BALLOTS CAST	4,613		VOTE FOR NOT MORE THAN 3											
VILLAGE OF PLAINFIELD PRESIDENT													1,324	12.57
VOTE FOR NOT MORE THAN 1													2,324	22.07
02 = JOHN F. ARGOUEDELIS*	2,398	53.31											2,030	19.28
03 = MARGIE BONUCHI	2,100	46.69											2,506	23.80
04 = OVER VOTES	0												2,347	22.29
05 = UNDER VOTES	115												8	
													3,284	
			01	02	03	04	05	06	07	08	09	10	11	12
0202 PLAINFIELD PCT 001	240	142	96	0	2	91	120	113	118	112	0	166		
0203 PLAINFIELD PCT 002	198	121	73	0	4	78	85	93	124	87	0	127		
0204 PLAINFIELD PCT 003	134	77	53	0	4	31	71	57	70	70	0	103		
0209 PLAINFIELD PCT 008	269	167	100	0	2	87	146	139	136	131	1	165		
0210 PLAINFIELD PCT 009	347	205	140	0	2	77	177	152	193	199	0	243		
0211 PLAINFIELD PCT 010	358	185	167	0	6	75	205	129	174	260	0	231		
0214 PLAINFIELD PCT 013	270	143	121	0	6	68	143	116	143	139	1	198		
0215 PLAINFIELD PCT 014	294	138	154	0	2	101	150	110	168	168	1	182		
0216 PLAINFIELD PCT 015	208	105	99	0	4	50	112	94	113	113	0	142		
0217 PLAINFIELD PCT 016	97	54	41	0	2	30	51	41	56	55	1	55		
0223 PLAINFIELD PCT 022	29	16	12	0	1	6	12	16	14	15	0	24		
0266 WHEATLAND PCT 001	307	164	128	0	15	126	114	127	146	118	2	284		
0281 WHEATLAND PCT 016	77	34	39	0	4	27	34	36	42	37	0	55		
0288 WHEATLAND PCT 023	224	95	108	0	21	74	100	95	121	86	0	196		
0290 WHEATLAND PCT 025	242	96	135	0	11	49	130	102	142	105	2	192		
0291 WHEATLAND PCT 026	279	145	126	0	8	84	140	118	150	147	0	198		
0292 WHEATLAND PCT 027	0	0	0	0	0	0	0	0	0	0	0	0		
0293 WHEATLAND PCT 028	297	141	149	0	7	70	149	141	176	141	0	214		
0294 WHEATLAND PCT 029	395	204	183	0	8	113	208	196	226	186	0	256		
0295 WHEATLAND PCT 030	348	166	176	0	6	87	177	155	194	178	0	253		

I, the undersigned do hereby certify that on April 27, 2021, I canvassed the returns of an election held on April 6, 2021 for VILLAGE OF PLAINFIELD, and I proclaim that a total of **5,138** voters requested and received ballots and I do further certify the number of votes received for each candidate for this office, **and the winners are denoted with an asterisk next to his or her name.**

I further certify that the above is a true and complete Abstract of Votes and was prepared in my presence on April 27, 2021.

Lauren Staley Ferry
 Lauren Staley Ferry, County Clerk
 The County of Will, Illinois

	PLAINFIELD VILLAGE PRESIDENT			PLAINFIELD VILLAGE TRUSTEE 3 TO BE ELECTED						
	R V		T P	J F A				P K		
	E O		U E	O . R	H G			A A		
	G T		R R	N O	M B			T L		
	I E	B C	N C	U	A O	N F	C J L	E J B		
	S R	A A	O E	D	R N	U A	A . A	R . L	T K	
	T S	L S	U N	E	G U	H H	L R	I A	Y A	
	E	L T	T T	L	I C	I E	L S	C T	N	
	R	O	A	I	E H	E E	Y O	T	I	
	E	T	G	S	I	M	N	I	S	
	D	S	E	(IND)	(IND)	(IND)	(IND)	(IND)	(IND)	
3 PRECINCTS										
0065 OSWEGO 36	1730	172	9.94	95	72	46	73	86	84	73
0077 NA AU SAY 1	1069	218	20.39	5	10	8	11	9	13	2
0078 NA AU SAY 2	2332	135	5.79	1	0	0	0	0	0	0
GRAND TOTALS	5131	525	10.23	101	82	54	84	95	97	75

	VOTES	PERCENT		VOTES	PERCENT				
01 = BALLOTS CAST	150		VILLAGE OF ROCKDALE TRUSTEE						
VILLAGE OF ROCKDALE PRESIDENT			VOTE FOR NOT MORE THAN 3						
VOTE FOR NOT MORE THAN 1			05 = EUGENE LORENC*	114	33.63				
02 = SAMUEL WYKE*	135	100.00	06 = MARK PIRC*	110	32.45				
03 = OVER VOTES	0		07 = MIKE BARNES*	115	33.92				
04 = UNDER VOTES	15		08 = OVER VOTES	0					
			09 = UNDER VOTES	111					

	01	02	03	04	05	06	07	08	09
	150	135	0	15	114	110	115	0	111

0139 JOLIET PCT 033

I, the undersigned do hereby certify that on April 27, 2021, I canvassed the returns of an election held on April 6, 2021 for VILLAGE OF ROCKDALE, and I proclaim that a total of **150** voters requested and received ballots and I do further certify the number of votes received for each candidate for this office, **and the winners are denoted with an asterisk next to his or her name.**

I further certify that the above is a true and complete Abstract of Votes and was prepared in my presence on April 27, 2021.

Lauren Staley Ferry
 Lauren Staley Ferry, County Clerk
 The County of Will, Illinois

	VOTES	PERCENT		VOTES	PERCENT
01 = BALLOTS CAST	1,663		VILLAGE OF ROMEOVILLE TRUSTEE		
VILLAGE OF ROMEOVILLE PRESIDENT			VOTE FOR NOT MORE THAN 3		
VOTE FOR NOT MORE THAN 1			08 = DAVID G. RICHARDS*	1,229	32.24
02 = JOHN D. NOAK*	1,466	100.00	09 = JOSE "JOE" CHAVEZ, JR.*	1,331	34.92
03 = OVER VOTES	0		10 = BRIAN A. CLANCY, SR.*	1,252	32.84
04 = UNDER VOTES	197		11 = OVER VOTES	0	
VILLAGE OF ROMEOVILLE CLERK			12 = UNDER VOTES	1,177	
VOTE FOR NOT MORE THAN 1					
05 = BERNICE E. HOLLOWAY*	1,469	100.00			
06 = OVER VOTES	0				
07 = UNDER VOTES	194				

	01	02	03	04	05	06	07	08	09	10	11	12
0042 DU PAGE PCT 024	1	1	0	0	1	0	0	1	1	1	0	0
0050 DU PAGE PCT 032	146	135	0	11	131	0	15	117	122	122	0	77
0051 DU PAGE PCT 033	97	85	0	12	88	0	9	78	80	81	0	52
0053 DU PAGE PCT 035	38	37	0	1	36	0	2	23	29	25	0	37
0054 DU PAGE PCT 036	178	148	0	30	150	0	28	130	133	133	0	138
0055 DU PAGE PCT 037	114	97	0	17	98	0	16	80	91	89	0	82
0145 LOCKPORT PCT 002	144	130	0	14	127	0	17	95	114	103	0	120
0146 LOCKPORT PCT 003	106	80	0	26	84	0	22	69	77	70	0	102
0147 LOCKPORT PCT 004	73	67	0	6	65	0	8	56	65	60	0	38
0149 LOCKPORT PCT 006	30	29	0	1	29	0	1	23	26	22	0	19
0150 LOCKPORT PCT 007	118	110	0	8	110	0	8	91	96	88	0	79
0151 LOCKPORT PCT 008	85	74	0	11	78	0	7	53	68	55	0	79
0152 LOCKPORT PCT 009	330	287	0	43	289	0	41	258	263	258	0	211
0207 PLAINFIELD PCT 006	48	44	0	4	43	0	5	38	39	38	0	29
0208 PLAINFIELD PCT 007	77	70	0	7	69	0	8	58	61	52	0	60
0212 PLAINFIELD PCT 011	26	25	0	1	25	0	1	23	24	21	0	10
0213 PLAINFIELD PCT 012	52	47	0	5	46	0	6	36	42	34	0	44

I, the undersigned do hereby certify that on April 27, 2021, I canvassed the returns of an election held on April 6, 2021 for VILLAGE OF ROMEOVILLE, and I proclaim that a total of **1,663** voters requested and received ballots and I do further certify the number of votes received for each candidate for this office, **and the winners are denoted with an asterisk next to his or her name.**

I further certify that the above is a true and complete Abstract of Votes and was prepared in my presence on April 27, 2021.

Lauren Staley Ferry
 Lauren Staley Ferry, County Clerk
 The County of Will, Illinois

	VOTES	PERCENT		VOTES	PERCENT
01 = BALLOTS CAST	2,220		VILLAGE OF SHOREWOOD TRUSTEE		
VILLAGE OF SHOREWOOD PRESIDENT			VOTE FOR NOT MORE THAN 3		
VOTE FOR NOT MORE THAN 1			09 = DONALD C. CARROLL*	979	19.06
02 = DAN ANDERSON	1,077	49.29	10 = CHRISTOPHER BROPHY	782	15.23
03 = CLARENCE "CC" DeBOLD*	1,108	50.71	11 = DANIEL WARREN	862	16.78
04 = OVER VOTES	0		12 = RICHARD "RICK" CHAPMAN*	1,124	21.88
05 = UNDER VOTES	35		13 = DIANE LAMBERT*	1,389	27.04
VILLAGE OF SHOREWOOD CLERK			14 = OVER VOTES	11	
VOTE FOR NOT MORE THAN 1			15 = UNDER VOTES	1,491	
06 = No Candidate	0				
07 = OVER VOTES	0				
08 = UNDER VOTES	2,220				

	01	02	03	04	05	06	07	08	09	10	11	12	13	14	15
0246 TROY PCT 007	226	123	103	0	0	0	0	226	96	69	91	117	134	3	162
0247 TROY PCT 008	8	3	5	0	0	0	0	8	3	3	5	2	4	0	7
0249 TROY PCT 010	221	148	72	0	1	0	0	221	123	60	86	122	131	0	141
0250 TROY PCT 011	0	0	0	0	0	0	0	0	0	0	0	0	0	0	0
0252 TROY PCT 013	402	175	219	0	8	0	0	402	149	154	152	236	251	3	255
0253 TROY PCT 014	281	110	165	0	6	0	0	281	144	96	95	151	182	3	166
0254 TROY PCT 015	275	151	119	0	5	0	0	275	141	94	133	124	177	0	156
0256 TROY PCT 017	337	194	135	0	8	0	0	337	129	107	126	175	201	0	273
0259 TROY PCT 020	237	96	137	0	4	0	0	237	94	90	91	114	157	2	159
0260 TROY PCT 021	233	77	153	0	3	0	0	233	100	109	83	83	152	0	172

I, the undersigned do hereby certify that on April 27, 2021, I canvassed the returns of an election held on April 6, 2021 for VILLAGE OF SHOREWOOD, and I proclaim that a total of **2,220** voters requested and received ballots and I do further certify the number of votes received for each candidate for this office, **and the winners are denoted with an asterisk next to his or her name.**

I further certify that the above is a true and complete Abstract of Votes and was prepared in my presence on April 27, 2021.

Lauren Staley Ferry
 Lauren Staley Ferry, County Clerk
 The County of Will, Illinois

	VOTES	PERCENT		VOTES	PERCENT
01 = BALLOTS CAST	585		VILLAGE OF STEGER TRUSTEE		
VILLAGE OF STEGER PRESIDENT			VOTE FOR NOT MORE THAN 3		
VOTE FOR NOT MORE THAN 1			09 = RYAN BUXTON	201	12.71
02 = KENNETH A. PETERSON, JR	279	48.69	10 = ERNESTO "ERNIE" LOPEZ, JR	260	16.45
03 = WILLIAM J. JOYCE	294	51.31	11 = LEONARD "LENNY" SKREZYNA, JR	206	13.03
04 = OVER VOTES	2		12 = STEVE THURMOND	295	18.66
05 = UNDER VOTES	10		13 = AMENA J. "AMY" PEREZ	261	16.51
VILLAGE OF STEGER CLERK			14 = CINDY TROTIER	358	22.64
VOTE FOR NOT MORE THAN 1			15 = OVER VOTES	2	
06 = JOSEPH M. ZAGONE JR	480	100.00	16 = UNDER VOTES	168	
07 = OVER VOTES	0				
08 = UNDER VOTES	105				

	01	02	03	04	05	06	07	08	09	10	11	12	13	14	15	16
0006 CRETE PCT 001	2	2	0	0	0	2	0	0	2	2	2	0	0	0	0	0
0007 CRETE PCT 002	213	103	108	0	2	186	0	27	83	111	76	102	91	123	0	53
0008 CRETE PCT 003	335	156	170	2	7	265	0	70	106	132	112	173	158	217	2	101
0009 CRETE PCT 004	35	18	16	0	1	27	0	8	10	15	16	20	12	18	0	14

This political subdivision has been canvassed by the election authority in which their principal office is located.

ABSTRACT OF VOTES

WILL COUNTY, ILLINOIS
CONSOLIDATED ELECTION
APRIL 6, 2021

OFFICIAL RESULTS

RUN DATE:04/21/21 12:30 PM

REPORT-EL86 PAGE 039

VILLAGE OF STEGER REFERENDUM

VOTES PERCENT

VOTES PERCENT

VOTE FOR NOT MORE THAN 1

01 = YES

02 = NO

226 42.24

309 57.76

03 = OVER VOTES

04 = UNDER VOTES

0

50

01 02 03 04

0006 CRETE PCT 001
0007 CRETE PCT 002
0008 CRETE PCT 003
0009 CRETE PCT 004

0 2 0 0
90 115 0 8
125 175 0 35
11 17 0 7

This political subdivision has been canvassed by the election authority in which their principal office is located.

	VOTES	PERCENT		VOTES	PERCENT
01 = BALLOTS CAST	14		VILLAGE OF SYMERTON TRUSTEE UNEXP 2YR		
VILLAGE OF SYMERTON TRUSTEE FULL			VOTE FOR NOT MORE THAN 2		
VOTE FOR NOT MORE THAN 3			07 = JUSTIN HENSLEY*	12	50.00
02 = ERIC WILHELMI*	12	33.33	08 = JILL ANDERSON*	12	50.00
03 = KAREY TAYLOR*	13	36.11	09 = OVER VOTES	0	
04 = PHIL ANDERSON*	11	30.56	10 = UNDER VOTES	4	
05 = OVER VOTES	0				
06 = UNDER VOTES	6				

01	02	03	04	05	06	07	08	09	10

14	12	13	11	0	6	12	12	0	4

0056 FLORENCE PCT 001

I, the undersigned do hereby certify that on April 27, 2021, I canvassed the returns of an election held on April 6, 2021 for VILLAGE OF SYMERTON, and I proclaim that a total of **14** voters requested and received ballots and I do further certify the number of votes received for each candidate for this office, **and the winners are denoted with an asterisk next to his or her name.**

I further certify that the above is a true and complete Abstract of Votes and was prepared in my presence on April 27, 2021.

Lauren Staley Ferry
 Lauren Staley Ferry, County Clerk
 The County of Will, Illinois

	VOTES	PERCENT		VOTES	PERCENT
01 = BALLOTS CAST	708		VILLAGE OF TINLEY PARK TRUSTEE		
VILLAGE OF TINLEY PARK PRESIDENT			VOTE FOR NOT MORE THAN 3		
VOTE FOR NOT MORE THAN 1			09 = WILLIAM P. BRADY	537	33.35
02 = MICHAEL W. GLOTZ	522	80.43	10 = COLLEEN SULLIVAN	545	33.85
03 = CANDIDATE WITHDREW	127	19.57	11 = DENNIS P. MAHONEY	528	32.80
04 = OVER VOTES	2		12 = OVER VOTES	0	
05 = UNDER VOTES	57		13 = UNDER VOTES	514	
VILLAGE OF TINLEY PARK CLERK					
VOTE FOR NOT MORE THAN 1					
06 = KRISTIN ANN THIRION	584	100.00			
07 = OVER VOTES	0				
08 = UNDER VOTES	124				

	01	02	03	04	05	06	07	08	09	10	11	12	13
0059 FRANKFORT PCT 003	248	176	54	1	17	199	0	49	183	186	183	0	192
0064 FRANKFORT PCT 008	71	55	12	0	4	59	0	12	54	53	52	0	54
0065 FRANKFORT PCT 009	188	136	39	1	12	162	0	26	144	149	139	0	132
0066 FRANKFORT PCT 010	190	148	19	0	23	154	0	36	147	148	143	0	132
0070 FRANKFORT PCT 014	0	0	0	0	0	0	0	0	0	0	0	0	0
0072 FRANKFORT PCT 016	11	7	3	0	1	10	0	1	9	9	11	0	4

This political subdivision has been canvassed by the election authority in which their principal office is located.

	VOTES	PERCENT	VILLAGE OF UNIVERSITY PARK TRUSTEE												VOTES	PERCENT
01 = BALLOTS CAST	792		VOTE FOR NOT MORE THAN 3													
			02 = KEITH J. GRIFFIN												237	11.61
			03 = KAREN L. LEWIS*												328	16.06
			04 = DAVID LOUIS SEVIER, SR.												167	8.18
			05 = ELIZABETH "LIZ" WILLIAMS												183	8.96
			06 = JANELLE D. McFADDEN*												289	14.15
			07 = ROOSEVELT MARTIN JR.												180	8.81
			08 = THEAPLISE "THEO" BROOKS*												249	12.19
			09 = NIKESHA CHILDRESS												197	9.65
			10 = PAULA C. WILSON												212	10.38
			11 = OVER VOTES												3	
			12 = UNDER VOTES												325	
			01	02	03	04	05	06	07	08	09	10	11	12		
0006 CRETE PCT 001	46	7	8	6	10	16	9	21	18	26	0	17				
0172 MONEE PCT 001	1	0	1	0	1	0	0	0	0	1	0	0				
0173 MONEE PCT 002	133	29	55	28	24	46	39	37	32	41	2	62				
0176 MONEE PCT 005	183	54	99	33	51	52	42	48	38	44	0	88				
0177 MONEE PCT 006	159	42	68	36	43	59	35	52	39	41	0	62				
0178 MONEE PCT 007	270	105	97	64	54	116	55	91	70	59	1	96				
0179 MONEE PCT 008	0	0	0	0	0	0	0	0	0	0	0	0				

I, the undersigned do hereby certify that on April 27, 2021, I canvassed the returns of an election held on April 6, 2021 for VILLAGE OF UNIVERSITY PARK, and I proclaim that a total of **798** voters requested and received ballots and I do further certify the number of votes received for each candidate for this office, **and the winners are denoted with an asterisk next to his or her name.**

I further certify that the above is a true and complete Abstract of Votes and was prepared in my presence on April 27, 2021.

Lauren Staley Ferry
 Lauren Staley Ferry, County Clerk
 The County of Will, Illinois

1 Trustee, Village of University Park

					1	1	1	1	1	1	1	1	1
		Registered	Ballots Cast	Turnout (%)	Keith J. Griffin	Karen L. Lewis	David Louis Sevier, Sr.	Elizabeth "Liz" Williams	Janelle D. McFadden	Roosevelt Martin Jr.	Theoplipe "Theo" Brooks	Nikeshia Childress	Paula C. Wilson
9000038	Total	186	6	3.23	3	3	2	5	1	1	2	1	
Rich	Total	186	6	3.23	3	3	2	5	1	1	2	1	

	VOTES	PERCENT		VOTES	PERCENT											
01 = BALLOTS CAST	0		VILLAGE OF WOODRIDGE TRUSTEE													
VILLAGE OF WOODRIDGE MAYOR			VOTE FOR NOT MORE THAN 3													
VOTE FOR NOT MORE THAN 1			08 = KALESHIA "KAY" PAGE	0												
02 = GINA CUNNINGHAM-PICEK	0		09 = MIKE KRUCEK	0												
03 = OVER VOTES	0		10 = JOSEPH KAGANN	0												
04 = UNDER VOTES	0		11 = OVER VOTES	0												
VILLAGE OF WOODRIDGE CLERK			12 = UNDER VOTES	0												
VOTE FOR NOT MORE THAN 1			VILLAGE OF WOODRIDGE REFERENDUM													
05 = No Candidate	0		VOTE FOR NOT MORE THAN 1													
06 = OVER VOTES	0		13 = YES	0												
07 = UNDER VOTES	0		14 = NO	0												
			15 = OVER VOTES	0												
			16 = UNDER VOTES	0												

	01	02	03	04	05	06	07	08	09	10	11	12	13	14	15	16
0023 DU PAGE PCT 005	0	0	0	0	0	0	0	0	0	0	0	0	0	0	0	0
0051 DU PAGE PCT 033	0	0	0	0	0	0	0	0	0	0	0	0	0	0	0	0

This political subdivision has been canvassed by the election authority in which their principal office is located.

TOWNSHIPS



LAUREN STALEY FERRY

WILL COUNTY CLERK

thewillcountyclerk.com

ABSTRACT OF VOTES

WILL COUNTY, ILLINOIS
 CONSOLIDATED ELECTION
 APRIL 6, 2021

OFFICIAL RESULTS

RUN DATE:04/21/21 12:30 PM

REPORT-EL86 PAGE 171

	VOTES	PERCENT		VOTES	PERCENT
01 = BALLOTS CAST	585		CHANNAHON TOWNSHIP ASSESSOR		
CHANNAHON TOWNSHIP SUPERVISOR			VOTE FOR NOT MORE THAN 1		
VOTE FOR NOT MORE THAN 1			10 = No Candidate	0	
02 = JUDY WOOTEN*	476	100.00	11 = No Candidate	0	
03 = No Candidate	0		12 = ANN CRICKMAN*	440	100.00
04 = OVER VOTES	0		13 = OVER VOTES	0	
05 = UNDER VOTES	109		14 = UNDER VOTES	145	
CHANNAHON TOWNSHIP CLERK					
VOTE FOR NOT MORE THAN 1					
06 = RITA DUCHENE-HUGHES*	464	100.00			
07 = No Candidate	0				
08 = OVER VOTES	0				
09 = UNDER VOTES	121				

	01	02	03	04	05	06	07	08	09	10	11	12	13	14
0001 CHANNAHON PCT 001	116	94	0	0	22	90	0	0	26	0	0	87	0	29
0002 CHANNAHON PCT 002	157	134	0	0	23	130	0	0	27	0	0	122	0	35
0003 CHANNAHON PCT 003	129	103	0	0	26	98	0	0	31	0	0	96	0	33
0004 CHANNAHON PCT 004	105	85	0	0	20	85	0	0	20	0	0	75	0	30
0005 CHANNAHON PCT 005	78	60	0	0	18	61	0	0	17	0	0	60	0	18

		VOTES	PERCENT			VOTES	PERCENT
CHANNAHON TOWNSHIP HIGHWAY COMMISSIONER				CHANNAHON TOWNSHIP TRUSTEE			
VOTE FOR NOT MORE THAN 1				VOTE FOR NOT MORE THAN 4			
01 = STEVE TROUTMAN*	482	100.00	09 = STEVEN BERTA*	366	23.42		
02 = No Candidate	0		10 = CHRISTINE DRUMM*	362	23.16		
03 = OVER VOTES	0		11 = DAVID NELSON*	376	24.06		
04 = UNDER VOTES	103		12 = MICHAEL F. RITTOF*	459	29.37		
CHANNAHON TOWNSHIP TAX COLLECTOR				13 = No Candidate			
VOTE FOR NOT MORE THAN 1				14 = OVER VOTES			
05 = JACOB JACKSON*	453	100.00	15 = UNDER VOTES	777			
06 = No Candidate	0						
07 = OVER VOTES	0						
08 = UNDER VOTES	132						

	01	02	03	04	05	06	07	08	09	10	11	12	13	14	15
0001 CHANNAHON PCT 001	96	0	0	20	90	0	0	26	72	70	80	86	0	0	156
0002 CHANNAHON PCT 002	132	0	0	25	129	0	0	28	103	98	100	129	0	0	198
0003 CHANNAHON PCT 003	106	0	0	23	94	0	0	35	73	74	80	102	0	0	187
0004 CHANNAHON PCT 004	85	0	0	20	81	0	0	24	65	71	70	88	0	0	126
0005 CHANNAHON PCT 005	63	0	0	15	59	0	0	19	53	49	46	54	0	0	110

I, the undersigned do hereby certify that on April 27, 2021, I canvassed the returns of an election held on April 6, 2021 for CHANNAHON TOWNSHIP, and I proclaim that a total of **585** voters requested and received ballots and I do further certify the number of votes received for each candidate for this office, **and the winners are denoted with an asterisk next to his or her name.**

I further certify that the above is a true and complete Abstract of Votes and was prepared in my presence on April 27, 2021.

Lauren Staley Ferry
 Lauren Staley Ferry, County Clerk
 The County of Will, Illinois

	VOTES	PERCENT	CRETE TOWNSHIP ASSESSOR	VOTES	PERCENT
01 = BALLOTS CAST	3,169		VOTE FOR NOT MORE THAN 1		
CRETE TOWNSHIP SUPERVISOR			10 = MARY MARGARET TAMEZ*	2,492	100.00
VOTE FOR NOT MORE THAN 1			11 = No Candidate	0	
02 = MICHAEL J. LICCAR*	1,642	53.26	12 = OVER VOTES	0	
03 = CHRISTIAN ANDERSON	1,441	46.74	13 = UNDER VOTES	677	
04 = OVER VOTES	1				
05 = UNDER VOTES	85				
CRETE TOWNSHIP CLERK					
VOTE FOR NOT MORE THAN 1					
06 = JIM BUITER*	1,589	51.76			
07 = BRANDON ROBERTS	1,481	48.24			
08 = OVER VOTES	0				
09 = UNDER VOTES	99				

	01	02	03	04	05	06	07	08	09	10	11	12	13
0006 CRETE PCT 001	201	66	134	0	1	68	132	0	1	142	0	0	59
0007 CRETE PCT 002	227	115	106	0	6	120	100	0	7	193	0	0	34
0008 CRETE PCT 003	347	166	140	0	41	174	139	0	34	255	0	0	92
0009 CRETE PCT 004	287	118	162	0	7	111	165	0	11	216	0	0	71
0010 CRETE PCT 005	243	76	162	0	5	73	168	0	2	174	0	0	69
0011 CRETE PCT 006	347	200	141	1	5	189	150	0	8	274	0	0	73
0012 CRETE PCT 007	263	111	150	0	2	104	156	0	3	195	0	0	68
0013 CRETE PCT 008	329	190	131	0	8	179	136	0	14	276	0	0	53
0014 CRETE PCT 009	292	192	91	0	9	175	105	0	12	239	0	0	53
0015 CRETE PCT 010	111	69	41	0	1	59	48	0	4	87	0	0	24
0016 CRETE PCT 011	251	156	95	0	0	161	90	0	0	203	0	0	48
0017 CRETE PCT 012	271	183	88	0	0	176	92	0	3	238	0	0	33

RUN DATE:04/21/21 12:30 PM

REPORT-EL86 PAGE 174

		VOTES PERCENT				VOTES PERCENT			
CRETE TOWNSHIP HIGHWAY COMMISSIONER				CRETE TOWNSHIP COLLECTOR					
VOTE FOR NOT MORE THAN 1				VOTE FOR NOT MORE THAN 1					
01 = ANTHONY "TONY" RECUPITO*		2,492	100.00	05 = LAURA ELTON*		1,640	53.28		
02 = No Candidate		0		06 = JAMES H. RICHARDSON, SR.		1,438	46.72		
03 = OVER VOTES		0		07 = OVER VOTES		0			
04 = UNDER VOTES		677		08 = UNDER VOTES		91			

		01	02	03	04	05	06	07	08

0006 CRETE PCT 001		137	0	0	64	67	129	0	5
0007 CRETE PCT 002		191	0	0	36	127	93	0	7
0008 CRETE PCT 003		265	0	0	82	208	116	0	23
0009 CRETE PCT 004		210	0	0	77	104	167	0	16
0010 CRETE PCT 005		170	0	0	73	77	164	0	2
0011 CRETE PCT 006		276	0	0	71	184	155	0	8
0012 CRETE PCT 007		203	0	0	60	106	153	0	4
0013 CRETE PCT 008		270	0	0	59	188	132	0	9
0014 CRETE PCT 009		239	0	0	53	182	99	0	11
0015 CRETE PCT 010		90	0	0	21	69	40	0	2
0016 CRETE PCT 011		204	0	0	47	155	95	0	1
0017 CRETE PCT 012		237	0	0	34	173	95	0	3

CRETE TOWNSHIP TRUSTEE

VOTE FOR NOT MORE THAN 4

- 01 = CHERYL ALBRECHT*
- 02 = FRANK "BAMBINO" ELTON*
- 03 = BOB HODGE*
- 04 = JIM PIACENTINI*
- 05 = TIFANNI STERDIVANT

VOTES PERCENT

- 1,883 18.08
- 1,534 14.73
- 1,431 13.74
- 1,537 14.76
- 1,375 13.20
- 06 = TODD SAYRE
- 07 = JACKIE MCKETHEN
- 08 = OVER VOTES
- 09 = UNDER VOTES

VOTES PERCENT

- 1,316 12.63
- 1,340 12.86
- 1
- 2,256

	01	02	03	04	05	06	07	08	09
0006 CRETE PCT 001	79	67	63	64	121	123	116	0	171
0007 CRETE PCT 002	131	131	105	118	102	99	98	0	124
0008 CRETE PCT 003	204	198	153	182	127	113	115	1	292
0009 CRETE PCT 004	149	116	105	110	151	148	149	0	220
0010 CRETE PCT 005	113	70	71	74	148	147	148	0	201
0011 CRETE PCT 006	218	172	170	183	145	122	140	0	238
0012 CRETE PCT 007	135	102	94	95	149	135	147	0	195
0013 CRETE PCT 008	213	164	152	171	129	125	129	0	233
0014 CRETE PCT 009	201	158	148	169	96	97	86	0	213
0015 CRETE PCT 010	72	55	58	56	39	38	41	0	85
0016 CRETE PCT 011	176	142	143	153	90	84	82	0	134
0017 CRETE PCT 012	192	159	169	162	78	85	89	0	150

I, the undersigned do hereby certify that on April 27, 2021, I canvassed the returns of an election held on April 6, 2021 for CRETE TOWNSHIP, and I proclaim that a total of **3,169** voters requested and received ballots and I do further certify the number of votes received for each candidate for this office, **and the winners are denoted with an asterisk next to his or her name.**

I further certify that the above is a true and complete Abstract of Votes and was prepared in my presence on April 27, 2021.

Lauren Staley Ferry
 Lauren Staley Ferry, County Clerk
 The County of Will, Illinois

	VOTES	PERCENT		VOTES	PERCENT
01 = BALLOTS CAST	75		CUSTER TOWNSHIP HIGHWAY COMMISSIONER		
CUSTER TOWNSHIP SUPERVISOR			VOTE FOR NOT MORE THAN 1		
VOTE FOR NOT MORE THAN 1			11 = RICK L. HALL*	51	100.00
02 = JONATHAN "JON" FURLAN*	58	100.00	12 = OVER VOTES	0	
03 = OVER VOTES	0		13 = UNDER VOTES	24	
04 = UNDER VOTES	17		CUSTER TOWNSHIP COLLECTOR		
CUSTER TOWNSHIP CLERK			VOTE FOR NOT MORE THAN 1		
VOTE FOR NOT MORE THAN 1			14 = No Candidate	0	
05 = CHRISTINE OLSON*	67	100.00	15 = OVER VOTES	0	
06 = OVER VOTES	0		16 = UNDER VOTES	75	
07 = UNDER VOTES	8				
CUSTER TOWNSHIP ASSESSOR					
VOTE FOR NOT MORE THAN 1					
08 = No Candidate	0				
09 = OVER VOTES	0				
10 = UNDER VOTES	75				

01	02	03	04	05	06	07	08	09	10	11	12	13	14	15	16	

75	58	0	17	67	0	8	0	0	75	51	0	24	0	0	75	

0018 CUSTER PCT 001

ABSTRACT OF VOTES

WILL COUNTY, ILLINOIS
CONSOLIDATED ELECTION
APRIL 6, 2021

OFFICIAL RESULTS

RUN DATE:04/21/21 12:30 PM

REPORT-EL86 PAGE 177

CUSTER TOWNSHIP TRUSTEE
VOTE FOR NOT MORE THAN 4
01 = DENISE NORRIS*
02 = MARY E. REICH*
03 = DIANNE SCHAAL*

VOTES PERCENT

VOTES PERCENT

44 23.28 04 = KIMBERLY A. SOTO*
42 22.22 05 = OVER VOTES
61 32.28 06 = UNDER VOTES

42 22.22
0
111

01	02	03	04	05	06
44	42	61	42	0	111

0018 CUSTER PCT 001

I, the undersigned do hereby certify that on April 27, 2021, I canvassed the returns of an election held on April 6, 2021 for CUSTER TOWNSHIP, and I proclaim that a total of **75** voters requested and received ballots and I do further certify the number of votes received for each candidate for this office, **and the winners are denoted with an asterisk next to his or her name.**

I further certify that the above is a true and complete Abstract of Votes and was prepared in my presence on April 27, 2021.

Lauren Staley Ferry
Lauren Staley Ferry, County Clerk
The County of Will, Illinois

	VOTES	PERCENT		VOTES	PERCENT
01 = BALLOTS CAST	11,850		DU PAGE TOWNSHIP ASSESSOR		
DU PAGE TOWNSHIP SUPERVISOR			VOTE FOR NOT MORE THAN 1		
VOTE FOR NOT MORE THAN 1			11 = JEAN KELLY	4,561	40.08
02 = ALYSSIA BENFORD	4,533	39.87	12 = KENNETH HARRIS*	6,819	59.92
03 = GARY MARSCHKE*	6,422	56.49	13 = OVER VOTES	2	
04 = WRITE-IN	414	3.64	14 = UNDER VOTES	468	
05 = OVER VOTES	12				
06 = UNDER VOTES	469				
DU PAGE TOWNSHIP CLERK					
VOTE FOR NOT MORE THAN 1					
07 = DEBORAH WILLIAMS	4,271	37.78			
08 = BARBARA ANN PARKER*	7,033	62.22			
09 = OVER VOTES	5				
10 = UNDER VOTES	541				

	01	02	03	04	05	06	07	08	09	10	11	12	13	14
0019 DU PAGE PCT 001	311	116	165	6	0	24	120	171	0	20	124	166	0	21
0020 DU PAGE PCT 002	310	128	157	0	0	25	122	170	0	18	131	158	0	21
0021 DU PAGE PCT 003	351	166	160	3	0	22	170	162	0	19	180	155	0	16
0022 DU PAGE PCT 004	287	111	160	5	0	11	110	162	0	15	117	159	0	11
0023 DU PAGE PCT 005	340	146	173	7	0	14	145	183	2	10	148	183	0	9
0024 DU PAGE PCT 006	365	146	184	17	0	18	135	206	0	24	151	195	0	19
0025 DU PAGE PCT 007	326	140	164	0	0	22	129	181	0	16	146	162	0	18
0026 DU PAGE PCT 008	390	122	227	22	1	18	120	245	0	25	128	246	0	16
0027 DU PAGE PCT 009	276	116	148	8	0	4	111	159	0	6	115	154	0	7
0028 DU PAGE PCT 010	508	165	318	9	0	16	135	354	0	19	142	353	0	13
0029 DU PAGE PCT 011	363	114	210	27	1	11	108	243	0	12	122	234	0	7
0030 DU PAGE PCT 012	336	137	160	25	1	13	130	187	0	19	152	173	0	11
0031 DU PAGE PCT 013	365	134	191	24	0	16	133	214	0	18	134	215	0	16
0032 DU PAGE PCT 014	432	165	230	20	1	16	156	253	0	23	167	238	1	26
0033 DU PAGE PCT 015	370	146	200	15	0	9	142	217	0	11	147	217	0	6
0034 DU PAGE PCT 016	452	160	267	7	0	18	137	291	0	24	153	281	0	18
0035 DU PAGE PCT 017	458	173	260	13	1	11	157	290	0	11	163	280	0	15
0036 DU PAGE PCT 018	377	134	203	25	0	15	141	217	0	19	153	208	0	16
0037 DU PAGE PCT 019	329	127	176	11	0	15	117	194	0	18	123	191	0	15
0038 DU PAGE PCT 020	270	88	164	10	0	8	80	178	1	11	83	177	0	10
0039 DU PAGE PCT 021	325	121	171	14	2	17	114	194	0	17	118	191	0	16
0040 DU PAGE PCT 022	400	178	191	20	0	11	166	211	0	23	186	201	0	13
0041 DU PAGE PCT 023	492	191	279	5	0	17	165	305	0	22	174	297	0	21
0042 DU PAGE PCT 024	338	123	202	6	0	7	115	212	0	11	126	205	0	7
0043 DU PAGE PCT 025	314	110	182	13	0	9	109	196	0	9	114	189	0	11
0044 DU PAGE PCT 026	297	108	159	20	0	10	115	173	0	9	120	171	0	6
0045 DU PAGE PCT 027	344	100	214	17	2	11	89	242	0	13	97	235	0	12
0046 DU PAGE PCT 028	282	97	157	15	0	13	90	174	1	17	96	171	0	15
0047 DU PAGE PCT 029	459	188	249	3	0	19	165	270	0	24	173	263	0	23
0048 DU PAGE PCT 030	296	101	181	3	0	11	78	202	0	16	83	200	0	13
0049 DU PAGE PCT 031	279	138	122	8	1	10	128	138	0	13	134	132	0	13
0050 DU PAGE PCT 032	146	55	72	14	1	4	60	81	0	5	62	78	0	6
0051 DU PAGE PCT 033	138	70	58	3	0	7	64	68	1	5	66	66	1	5
0052 DU PAGE PCT 034	194	100	84	3	1	6	100	87	0	7	103	84	0	7
0053 DU PAGE PCT 035	38	9	27	1	0	1	9	29	0	0	10	28	0	0
0054 DU PAGE PCT 036	178	73	91	11	0	3	72	101	0	5	76	96	0	6
0055 DU PAGE PCT 037	114	37	66	4	0	7	34	73	0	7	44	67	0	3

DU PAGE TOWNSHIP COLLECTOR		VOTES	PERCENT	DU PAGE TOWNSHIP TRUSTEE		VOTES	PERCENT
VOTE FOR NOT MORE THAN 1				VOTE FOR NOT MORE THAN 4			
01 = ENRIQUE LUIS VEGUILLA		4,324	38.43	05 = MONTE LARRICK		4,154	9.96
02 = MONTY C. JACKSON*		6,928	61.57	06 = DENNIS R. RAGA		4,164	9.98
03 = OVER VOTES		3		07 = ANTONIO LUIS TIMOTHEE		3,977	9.53
04 = UNDER VOTES		595		08 = TEAQUICIA (TEA) WARD		3,899	9.34
				09 = THOMAS E. BRAXTON*		6,341	15.20
				10 = DEBRA "DEBI" SAVAGE*		6,657	15.95
				11 = REEM TOWNSEND*		6,083	14.58
				12 = TERRI RANSOM*		6,452	15.46
				13 = OVER VOTES		7	
				14 = UNDER VOTES		5,645	

	01	02	03	04	05	06	07	08	09	10	11	12	13	14
0019 DU PAGE PCT 001	120	164	0	27	105	104	104	102	161	169	157	167	0	175
0020 DU PAGE PCT 002	122	165	0	23	125	124	118	108	157	161	150	158	0	139
0021 DU PAGE PCT 003	171	158	0	22	159	159	160	158	157	163	150	156	0	142
0022 DU PAGE PCT 004	122	154	0	11	102	102	101	96	141	164	136	155	0	151
0023 DU PAGE PCT 005	140	188	0	12	136	135	131	130	174	189	167	175	1	119
0024 DU PAGE PCT 006	147	196	0	22	142	134	127	128	194	197	183	187	0	168
0025 DU PAGE PCT 007	138	164	0	24	127	135	124	121	169	174	161	169	0	124
0026 DU PAGE PCT 008	117	250	0	23	121	115	113	113	213	228	210	215	1	228
0027 DU PAGE PCT 009	114	155	0	7	102	112	106	102	146	156	144	150	0	86
0028 DU PAGE PCT 010	131	354	0	23	129	123	117	124	310	333	311	335	0	250
0029 DU PAGE PCT 011	102	245	0	16	115	107	96	95	221	225	209	216	0	168
0030 DU PAGE PCT 012	139	175	0	22	134	132	126	126	158	166	144	165	0	193
0031 DU PAGE PCT 013	129	213	1	22	126	135	121	123	193	205	196	197	0	164
0032 DU PAGE PCT 014	159	243	0	30	154	154	141	144	221	236	202	233	0	243
0033 DU PAGE PCT 015	142	214	1	13	144	133	130	124	195	198	190	199	0	167
0034 DU PAGE PCT 016	150	280	0	22	139	139	133	127	265	280	261	271	0	193
0035 DU PAGE PCT 017	154	285	0	19	151	155	156	147	248	268	252	255	0	200
0036 DU PAGE PCT 018	129	225	0	23	138	136	133	119	201	206	182	206	0	187
0037 DU PAGE PCT 019	116	192	0	21	111	112	106	111	174	183	164	170	0	185
0038 DU PAGE PCT 020	79	178	0	13	71	75	68	70	158	171	155	159	1	149
0039 DU PAGE PCT 021	116	194	0	15	112	114	109	107	171	176	153	171	0	187
0040 DU PAGE PCT 022	181	197	0	22	164	173	171	163	185	193	171	177	0	203
0041 DU PAGE PCT 023	175	296	0	21	169	156	158	161	264	274	262	269	0	255
0042 DU PAGE PCT 024	110	219	0	9	112	112	110	106	190	209	188	210	0	115
0043 DU PAGE PCT 025	108	194	0	12	104	102	95	92	183	179	170	171	1	156
0044 DU PAGE PCT 026	114	178	0	5	114	112	111	108	160	161	141	146	1	131
0045 DU PAGE PCT 027	96	233	0	15	95	90	85	79	213	213	197	210	0	194
0046 DU PAGE PCT 028	94	173	0	15	91	94	85	85	153	162	141	161	1	152
0047 DU PAGE PCT 029	168	266	0	25	158	160	158	152	242	248	224	244	1	246
0048 DU PAGE PCT 030	77	208	0	11	65	65	62	70	174	188	177	178	0	205
0049 DU PAGE PCT 031	129	132	1	17	115	123	111	107	126	135	126	138	0	135
0050 DU PAGE PCT 032	61	80	0	5	63	64	55	55	75	76	72	77	0	47
0051 DU PAGE PCT 033	64	68	0	6	61	60	62	63	61	69	64	67	0	45
0052 DU PAGE PCT 034	98	89	0	7	94	100	90	79	91	96	84	90	0	52
0053 DU PAGE PCT 035	8	30	0	0	8	12	10	9	26	26	23	28	0	10
0054 DU PAGE PCT 036	70	104	0	4	69	69	61	63	103	102	100	102	0	43
0055 DU PAGE PCT 037	34	69	0	11	29	37	33	32	68	78	66	75	0	38

I, the undersigned do hereby certify that on April 27, 2021, I canvassed the returns of an election held on April 6, 2021 for DUPAGE TOWNSHIP, and I proclaim that a total of **11,850** voters requested and received ballots and I do further certify the number of votes received for each candidate for this office, **and the winners are denoted with an asterisk next to his or her name.**

I further certify that the above is a true and complete Abstract of Votes and was prepared in my presence on April 27, 2021.

Lauren Staley Ferry
 Lauren Staley Ferry, County Clerk
 The County of Will, Illinois

	VOTES	PERCENT		VOTES	PERCENT
01 = BALLOTS CAST	154		FLORENCE TOWNSHIP ROAD COMMISSIONER		
FLORENCE TOWNSHIP SUPERVISOR			VOTE FOR NOT MORE THAN 1		
VOTE FOR NOT MORE THAN 1			11 = ANDREW L. ROBBINS*	123	100.00
02 = WILLIAM P. LONG*	129	100.00	12 = OVER VOTES	0	
03 = OVER VOTES	0		13 = UNDER VOTES	31	
04 = UNDER VOTES	25		FLORENCE TOWNSHIP COLLECTOR		
FLORENCE TOWNSHIP CLERK			VOTE FOR NOT MORE THAN 1		
VOTE FOR NOT MORE THAN 1			14 = No Candidate	0	
05 = JOHN T. SEIBERT*	128	100.00	15 = OVER VOTES	0	
06 = OVER VOTES	0		16 = UNDER VOTES	154	
07 = UNDER VOTES	26				
FLORENCE MULTI-TOWNSHIP ASSESSOR					
VOTE FOR NOT MORE THAN 1					
08 = No Candidate	0				
09 = OVER VOTES	0				
10 = UNDER VOTES	154				

	01	02	03	04	05	06	07	08	09	10	11	12	13	14	15	16
0056 FLORENCE PCT 001	154	129	0	25	128	0	26	0	0	154	123	0	31	0	0	154

FLORENCE TOWNSHIP TRUSTEE
VOTE FOR NOT MORE THAN 4
01 = DALE T. BEESON*
02 = STEVEN T. SEIBERT*
03 = JEREMY P. BUTCHER*

VOTES PERCENT

VOTES PERCENT

81 21.83 04 = KYLE DILLON*
96 25.88 05 = OVER VOTES
98 26.42 06 = UNDER VOTES

96 25.88
0
245

01	02	03	04	05	06	

81	96	98	96	0	245	

0056 FLORENCE PCT 001

I, the undersigned do hereby certify that on April 27, 2021, I canvassed the returns of an election held on April 6, 2021 for FLORENCE TOWNSHIP, and I proclaim that a total of **154** voters requested and received ballots and I do further certify the number of votes received for each candidate for this office, **and the winners are denoted with an asterisk next to his or her name.**

I further certify that the above is a true and complete Abstract of Votes and was prepared in my presence on April 27, 2021.

Lauren Staley Ferry
Lauren Staley Ferry, County Clerk
The County of Will, Illinois

	VOTES	PERCENT		VOTES	PERCENT
01 = BALLOTS CAST	8,854		FRANKFORT TOWNSHIP ASSESSOR		
FRANKFORT TOWNSHIP SUPERVISOR			VOTE FOR NOT MORE THAN 1		
VOTE FOR NOT MORE THAN 1			10 = JOE KRAL*	7,106	100.00
02 = JAMES G. (JIM) MOUSTIS*	7,044	100.00	11 = No Candidate	0	
03 = No Candidate	0		12 = OVER VOTES	0	
04 = OVER VOTES	0		13 = UNDER VOTES	1,748	
05 = UNDER VOTES	1,810				
FRANKFORT TOWNSHIP CLERK					
VOTE FOR NOT MORE THAN 1					
06 = NELLA PICCOLIN*	5,472	65.32			
07 = STEPHANIE DRISKO	2,905	34.68			
08 = OVER VOTES	2				
09 = UNDER VOTES	475				

	01	02	03	04	05	06	07	08	09	10	11	12	13
0057 FRANKFORT PCT 001	321	274	0	0	47	220	89	0	12	282	0	0	39
0058 FRANKFORT PCT 002	242	200	0	0	42	176	53	0	13	202	0	0	40
0059 FRANKFORT PCT 003	248	185	0	0	63	131	101	0	16	183	0	0	65
0060 FRANKFORT PCT 004	171	139	0	0	32	91	67	0	13	139	0	0	32
0061 FRANKFORT PCT 005	360	294	0	0	66	218	120	0	22	295	0	0	65
0062 FRANKFORT PCT 006	270	198	0	0	72	173	81	0	16	207	0	0	63
0063 FRANKFORT PCT 007	244	198	0	0	46	157	72	0	15	205	0	0	39
0064 FRANKFORT PCT 008	217	178	0	0	39	122	83	0	12	176	0	0	41
0065 FRANKFORT PCT 009	188	148	0	0	40	96	86	0	6	151	0	0	37
0066 FRANKFORT PCT 010	190	149	0	0	41	98	82	0	10	148	0	0	42
0067 FRANKFORT PCT 011	532	436	0	0	96	355	153	0	24	451	0	0	81
0068 FRANKFORT PCT 012	280	220	0	0	60	147	111	0	22	219	0	0	61
0069 FRANKFORT PCT 013	223	170	0	0	53	128	85	0	10	176	0	0	47
0070 FRANKFORT PCT 014	209	171	0	0	38	126	76	0	7	170	0	0	39
0071 FRANKFORT PCT 015	164	143	0	0	21	114	47	0	3	144	0	0	20
0072 FRANKFORT PCT 016	375	296	0	0	79	219	134	0	22	298	0	0	77
0073 FRANKFORT PCT 017	436	369	0	0	67	305	94	0	37	368	0	0	68
0074 FRANKFORT PCT 018	396	318	0	0	78	278	102	0	16	321	0	0	75
0075 FRANKFORT PCT 019	216	187	0	0	29	136	73	0	7	175	0	0	41
0076 FRANKFORT PCT 020	199	157	0	0	42	124	65	0	10	151	0	0	48
0077 FRANKFORT PCT 021	373	286	0	0	87	240	118	1	14	292	0	0	81
0078 FRANKFORT PCT 022	505	384	0	0	121	291	189	0	25	388	0	0	117
0079 FRANKFORT PCT 023	526	419	0	0	107	347	150	1	28	424	0	0	102
0080 FRANKFORT PCT 024	286	201	0	0	85	142	133	0	11	205	0	0	81
0081 FRANKFORT PCT 025	557	434	0	0	123	350	166	0	41	436	0	0	121
0082 FRANKFORT PCT 026	406	308	0	0	98	246	134	0	26	316	0	0	90
0083 FRANKFORT PCT 027	359	290	0	0	69	234	106	0	19	293	0	0	66
0084 FRANKFORT PCT 028	361	292	0	0	69	208	135	0	18	291	0	0	70

		VOTES		PERCENT				VOTES		PERCENT	
FRANKFORT TOWNSHIP HIGHWAY COMMISSIONER						FRANKFORT TOWNSHIP COLLECTOR					
VOTE FOR NOT MORE THAN 1						VOTE FOR NOT MORE THAN 1					
01 = BILL CARLSON*		7,032		100.00		05 = JESSICA S. KOT*		5,486		66.65	
02 = No Candidate		0				06 = H. RONALD HARTMAN		2,745		33.35	
03 = OVER VOTES		0				07 = OVER VOTES		1			
04 = UNDER VOTES		1,822				08 = UNDER VOTES		622			

		01	02	03	04	05	06	07	08		

0057	FRANKFORT PCT 001	277	0	0	44	224	79	0	18		
0058	FRANKFORT PCT 002	197	0	0	45	177	58	0	7		
0059	FRANKFORT PCT 003	179	0	0	69	142	87	0	19		
0060	FRANKFORT PCT 004	135	0	0	36	98	60	0	13		
0061	FRANKFORT PCT 005	288	0	0	72	222	116	0	22		
0062	FRANKFORT PCT 006	210	0	0	60	172	75	0	23		
0063	FRANKFORT PCT 007	199	0	0	45	160	64	1	19		
0064	FRANKFORT PCT 008	177	0	0	40	126	80	0	11		
0065	FRANKFORT PCT 009	152	0	0	36	102	80	0	6		
0066	FRANKFORT PCT 010	143	0	0	47	95	81	0	14		
0067	FRANKFORT PCT 011	442	0	0	90	356	143	0	33		
0068	FRANKFORT PCT 012	217	0	0	63	156	101	0	23		
0069	FRANKFORT PCT 013	171	0	0	52	137	75	0	11		
0070	FRANKFORT PCT 014	175	0	0	34	126	75	0	8		
0071	FRANKFORT PCT 015	147	0	0	17	109	47	0	8		
0072	FRANKFORT PCT 016	299	0	0	76	233	115	0	27		
0073	FRANKFORT PCT 017	359	0	0	77	304	89	0	43		
0074	FRANKFORT PCT 018	310	0	0	86	264	102	0	30		
0075	FRANKFORT PCT 019	181	0	0	35	134	69	0	13		
0076	FRANKFORT PCT 020	157	0	0	42	126	63	0	10		
0077	FRANKFORT PCT 021	291	0	0	82	222	124	0	27		
0078	FRANKFORT PCT 022	390	0	0	115	283	189	0	33		
0079	FRANKFORT PCT 023	415	0	0	111	346	137	0	43		
0080	FRANKFORT PCT 024	205	0	0	81	139	125	0	22		
0081	FRANKFORT PCT 025	430	0	0	127	333	169	0	55		
0082	FRANKFORT PCT 026	310	0	0	96	244	122	0	40		
0083	FRANKFORT PCT 027	286	0	0	73	235	97	0	27		
0084	FRANKFORT PCT 028	290	0	0	71	221	123	0	17		

FRANKFORT TOWNSHIP TRUSTEE
VOTE FOR NOT MORE THAN 4
01 = DAVID J. SMITH*
02 = NICK GEORGE*
03 = LAURA I. MIROBALLI*
04 = GAYLA SMITH*
05 = BRUCE DAVIS JR.

VOTES PERCENT
5,087 15.98
5,095 16.01
5,438 17.08
4,877 15.32
2,673 8.40

06 = MICHELLE DOMECKI
07 = BARBARA J. DUTTON
08 = MARY BETH WINDBERG
09 = OVER VOTES
10 = UNDER VOTES

VOTES PERCENT
2,940 9.24
2,807 8.82
2,915 9.16
6
3,560

	01	02	03	04	05	06	07	08	09	10
0057 FRANKFORT PCT 001	202	205	220	198	83	93	82	92	0	109
0058 FRANKFORT PCT 002	166	167	171	161	54	62	57	58	0	72
0059 FRANKFORT PCT 003	133	134	142	130	86	99	92	97	0	79
0060 FRANKFORT PCT 004	91	99	92	84	58	58	59	66	0	77
0061 FRANKFORT PCT 005	210	204	222	200	113	120	124	132	1	111
0062 FRANKFORT PCT 006	162	163	173	152	68	82	74	84	0	122
0063 FRANKFORT PCT 007	133	142	150	135	69	73	80	84	1	106
0064 FRANKFORT PCT 008	111	123	123	117	75	79	73	77	0	90
0065 FRANKFORT PCT 009	88	91	103	90	72	84	77	79	0	68
0066 FRANKFORT PCT 010	89	84	103	85	74	82	80	80	0	83
0067 FRANKFORT PCT 011	333	323	344	307	147	159	153	153	0	209
0068 FRANKFORT PCT 012	138	144	153	132	97	106	103	110	0	137
0069 FRANKFORT PCT 013	125	123	134	114	82	87	82	95	0	50
0070 FRANKFORT PCT 014	125	118	125	113	72	81	75	73	1	50
0071 FRANKFORT PCT 015	111	107	106	105	43	46	45	45	0	48
0072 FRANKFORT PCT 016	214	219	232	202	116	120	113	116	1	164
0073 FRANKFORT PCT 017	287	291	303	287	84	100	96	102	0	194
0074 FRANKFORT PCT 018	253	250	271	253	96	112	103	110	0	136
0075 FRANKFORT PCT 019	121	123	130	111	68	81	73	74	0	83
0076 FRANKFORT PCT 020	115	114	123	109	64	65	62	68	0	76
0077 FRANKFORT PCT 021	206	207	221	203	109	130	120	120	0	176
0078 FRANKFORT PCT 022	268	269	300	253	177	190	181	191	0	191
0079 FRANKFORT PCT 023	313	310	344	308	129	151	144	138	1	263
0080 FRANKFORT PCT 024	130	132	134	121	128	134	123	133	0	109
0081 FRANKFORT PCT 025	312	302	325	289	165	176	178	179	1	298
0082 FRANKFORT PCT 026	223	222	243	215	120	135	132	129	0	205
0083 FRANKFORT PCT 027	224	220	236	203	96	102	95	98	0	162
0084 FRANKFORT PCT 028	204	209	215	200	128	133	131	132	0	92

I, the undersigned do hereby certify that on April 27, 2021, I canvassed the returns of an election held on April 6, 2021 for FRANKFORT TOWNSHIP, and I proclaim that a total of **8,854** voters requested and received ballots and I do further certify the number of votes received for each candidate for this office, **and the winners are denoted with an asterisk next to his or her name.**

I further certify that the above is a true and complete Abstract of Votes and was prepared in my presence on April 27, 2021.

Lauren Staley Ferry
Lauren Staley Ferry, County Clerk
The County of Will, Illinois

	VOTES	PERCENT		VOTES	PERCENT
01 = BALLOTS CAST	765		GREEN GARDEN TOWNSHIP ASSESSOR		
GREEN GARDEN TOWNSHIP SUPERVISOR			VOTE FOR NOT MORE THAN 1		
VOTE FOR NOT MORE THAN 1			10 = JANE BUSHONG*	640	100.00
02 = DONALD A. MURDAY*	627	100.00	11 = No Candidate	0	
03 = No Candidate	0		12 = OVER VOTES	0	
04 = OVER VOTES	0		13 = UNDER VOTES	125	
05 = UNDER VOTES	138				
GREEN GARDEN TOWNSHIP CLERK					
VOTE FOR NOT MORE THAN 1					
06 = SUSAN COFFEY*	650	100.00			
07 = No Candidate	0				
08 = OVER VOTES	0				
09 = UNDER VOTES	115				

	01	02	03	04	05	06	07	08	09	10	11	12	13
0085 GREEN GARDEN PCT 001	338	288	0	0	50	300	0	0	38	296	0	0	42
0086 GREEN GARDEN PCT 002	427	339	0	0	88	350	0	0	77	344	0	0	83

		VOTES	PERCENT			VOTES	PERCENT		
GREEN GARDEN TOWNSHIP HIGHWAY COMMISSIONER				GREEN GARDEN TOWNSHIP COLLECTOR					
VOTE FOR NOT MORE THAN 1				VOTE FOR NOT MORE THAN 1					
01 = JIM HILLIARD*		526	69.58	06 = No Candidate		0			
02 = No Candidate		0		07 = No Candidate		0			
03 = JAMES MANSELL		230	30.42	08 = OVER VOTES		0			
04 = OVER VOTES		1		09 = UNDER VOTES		765			
05 = UNDER VOTES		8							

	01	02	03	04	05	06	07	08	09
0085 GREEN GARDEN PCT 001	225	0	109	0	4	0	0	0	338
0086 GREEN GARDEN PCT 002	301	0	121	1	4	0	0	0	427

	VOTES PERCENT		VOTES PERCENT	
GREEN GARDEN TOWNSHIP TRUSTEE				
VOTE FOR NOT MORE THAN 4				
01 = RALPH C DIETZ*	483	18.92		
02 = MARK KOVAR*	497	19.47	06 = JOHN VALONE	191 7.48
03 = CHERIE NEWTON*	493	19.31	07 = GREG WATSON	174 6.82
04 = WILLIAM W. WAGNER*	493	19.31	08 = OVER VOTES	0
05 = MICHAEL FLANAGAN	222	8.70	09 = UNDER VOTES	507

	01	02	03	04
	05	06	07	08
	09	-----		
0085 GREEN GARDEN PCT 001	241	240	236	239
0086 GREEN GARDEN PCT 002	242	257	257	254
	74	63	56	0
	148	128	118	0
				203
				304

I, the undersigned do hereby certify that on April 27, 2021, I canvassed the returns of an election held on April 6, 2021 for GREEN GARDEN TOWNSHIP, and I proclaim that a total **765** voters requested and received ballots and I do further certify the number of votes received for each candidate for this office, **and the winners are denoted with an asterisk next to his or her name.**

I further certify that the above is a true and complete Abstract of Votes and was prepared in my presence on April 27, 2021.

Lauren Staley Ferry
 Lauren Staley Ferry, County Clerk
 The County of Will, Illinois

	VOTES	PERCENT		VOTES	PERCENT
01 = BALLOTS CAST	5,012		HOMER TOWNSHIP ASSESSOR		
HOMER TOWNSHIP SUPERVISOR			VOTE FOR NOT MORE THAN 1		
VOTE FOR NOT MORE THAN 1			12 = CARMEN MAURELLA*	2,638	54.88
02 = STEPHEN J. BALICH*	2,769	57.00	13 = No Candidate	0	
03 = No Candidate	0		14 = KAREN SZYNKOWSKI	2,169	45.12
04 = PAM MEYERS	2,089	43.00	15 = OVER VOTES	0	
05 = OVER VOTES	2		16 = UNDER VOTES	205	
06 = UNDER VOTES	152				
HOMER TOWNSHIP CLERK					
VOTE FOR NOT MORE THAN 1					
07 = VICKI BOZEN*	2,729	56.62			
08 = No Candidate	0				
09 = KATHLEEN KRUCZEK	2,091	43.38			
10 = OVER VOTES	1				
11 = UNDER VOTES	191				

	01	02	03	04	05	06	07	08	09	10	11	12	13	14	15	16
0087 HOMER PCT 001	171	103	0	65	0	3	104	0	63	0	4	96	0	74	0	1
0088 HOMER PCT 002	318	178	0	136	0	4	175	0	137	0	6	164	0	152	0	2
0089 HOMER PCT 003	243	131	0	111	0	1	129	0	109	0	5	124	0	110	0	9
0090 HOMER PCT 004	307	193	0	108	0	6	185	0	112	0	10	185	0	110	0	12
0091 HOMER PCT 005	245	148	0	90	1	6	146	0	91	0	8	139	0	97	0	9
0092 HOMER PCT 006	223	122	0	95	1	5	123	0	95	0	5	118	0	100	0	5
0093 HOMER PCT 007	325	185	0	128	0	12	177	0	135	0	13	162	0	147	0	16
0094 HOMER PCT 008	251	162	0	86	0	3	148	0	101	0	2	154	0	96	0	1
0095 HOMER PCT 009	176	107	0	64	0	5	111	0	57	1	7	107	0	63	0	6
0096 HOMER PCT 010	252	136	0	107	0	9	140	0	103	0	9	136	0	105	0	11
0097 HOMER PCT 011	309	163	0	132	0	14	166	0	132	0	11	160	0	137	0	12
0098 HOMER PCT 012	299	180	0	117	0	2	169	0	125	0	5	176	0	113	0	10
0099 HOMER PCT 013	313	161	0	142	0	10	165	0	140	0	8	149	0	154	0	10
0100 HOMER PCT 014	411	233	0	162	0	16	241	0	143	0	27	226	0	155	0	30
0101 HOMER PCT 015	386	180	0	180	0	26	177	0	177	0	32	169	0	188	0	29
0102 HOMER PCT 016	236	105	0	129	0	2	106	0	125	0	5	95	0	135	0	6
0103 HOMER PCT 017	232	133	0	90	0	9	130	0	96	0	6	132	0	91	0	9
0104 HOMER PCT 018	315	149	0	147	0	19	137	0	150	0	28	146	0	142	0	27

HOMER TOWNSHIP HIGHWAY COMMISSIONER		VOTES	PERCENT	HOMER TOWNSHIP COLLECTOR		VOTES	PERCENT
VOTE FOR NOT MORE THAN 1				VOTE FOR NOT MORE THAN 1			
01 = BRENT PORFILIO*		2,651	55.41	06 = MARK GAWRON*		2,652	56.67
02 = No Candidate		0		07 = No Candidate		0	
03 = JOHN ASH		2,133	44.59	08 = QUINN POLASKI		2,028	43.33
04 = OVER VOTES		1		09 = OVER VOTES		1	
05 = UNDER VOTES		227		10 = UNDER VOTES		331	

	01	02	03	04	05	06	07	08	09	10
0087 HOMER PCT 001	97	0	68	0	6	104	0	64	0	3
0088 HOMER PCT 002	176	0	137	0	5	170	0	137	0	11
0089 HOMER PCT 003	123	0	109	0	11	129	0	103	0	11
0090 HOMER PCT 004	175	0	119	0	13	170	0	112	0	25
0091 HOMER PCT 005	139	0	95	0	11	137	0	95	0	13
0092 HOMER PCT 006	126	0	89	0	8	121	0	87	0	15
0093 HOMER PCT 007	169	0	139	0	17	163	0	137	0	25
0094 HOMER PCT 008	147	0	101	0	3	148	0	89	0	14
0095 HOMER PCT 009	101	0	67	0	8	101	0	61	0	14
0096 HOMER PCT 010	139	0	102	0	11	137	0	98	0	17
0097 HOMER PCT 011	153	0	145	0	11	161	0	126	0	22
0098 HOMER PCT 012	168	0	124	0	7	165	0	113	0	21
0099 HOMER PCT 013	156	0	143	1	13	164	0	133	0	16
0100 HOMER PCT 014	238	0	145	0	28	226	0	147	1	37
0101 HOMER PCT 015	182	0	167	0	37	170	0	180	0	36
0102 HOMER PCT 016	107	0	123	0	6	103	0	122	0	11
0103 HOMER PCT 017	123	0	100	0	9	133	0	87	0	12
0104 HOMER PCT 018	132	0	160	0	23	150	0	137	0	28

HOMER TOWNSHIP TRUSTEE

VOTE FOR NOT MORE THAN 4

- 01 = MATTHEW CONNELLY*
- 02 = ROB RIVERA*
- 03 = ANGELLA ADOLF*
- 04 = MIKE BONOMO*
- 05 = No Candidate
- 06 = ED KALAS

VOTES PERCENT

- 2,657 14.73
- 2,509 13.91
- 2,620 14.52
- 2,524 13.99
- 0
- 1,964 10.89
- 07 = TOM FIJAN
- 08 = KEN MARCIN
- 09 = SHARON SWEAS
- 10 = OVER VOTES
- 11 = UNDER VOTES

VOTES PERCENT

- 1,782 9.88
- 1,923 10.66
- 2,062 11.43
- 2
- 1,999

	01	02	03	04	05	06	07	08	09	10	11
0087 HOMER PCT 001	99	97	96	96	0	62	54	55	67	0	58
0088 HOMER PCT 002	175	165	166	172	0	135	132	134	134	0	59
0089 HOMER PCT 003	128	112	121	115	0	99	95	102	117	0	83
0090 HOMER PCT 004	184	177	174	178	0	105	90	101	112	1	103
0091 HOMER PCT 005	132	133	140	138	0	85	76	79	94	0	103
0092 HOMER PCT 006	126	114	120	113	0	90	77	93	85	0	74
0093 HOMER PCT 007	161	159	154	156	0	145	120	131	139	0	135
0094 HOMER PCT 008	157	144	158	146	0	93	79	84	93	0	50
0095 HOMER PCT 009	111	99	109	102	0	58	49	51	61	0	64
0096 HOMER PCT 010	132	127	128	126	0	97	87	86	102	1	119
0097 HOMER PCT 011	158	160	150	144	0	121	111	133	127	0	132
0098 HOMER PCT 012	169	158	164	164	0	114	106	116	117	0	88
0099 HOMER PCT 013	161	149	154	145	0	121	117	132	132	0	141
0100 HOMER PCT 014	228	222	232	228	0	137	125	135	154	0	183
0101 HOMER PCT 015	169	152	185	155	0	159	142	155	161	0	266
0102 HOMER PCT 016	107	99	97	100	0	125	117	120	127	0	52
0103 HOMER PCT 017	119	114	122	113	0	95	92	97	103	0	73
0104 HOMER PCT 018	141	128	150	133	0	123	113	119	137	0	216

I, the undersigned do hereby certify that on April 27, 2021, I canvassed the returns of an election held on April 6, 2021 for HOMER TOWNSHIP, and I proclaim that a total **5,012** voters requested and received ballots and I do further certify the number of votes received for each candidate for this office, **and the winners are denoted with an asterisk next to his or her name.**

I further certify that the above is a true and complete Abstract of Votes and was prepared in my presence on April 27, 2021.

Lauren Staley Ferry
 Lauren Staley Ferry, County Clerk
 The County of Will, Illinois

	VOTES	PERCENT		VOTES	PERCENT
01 = BALLOTS CAST	274		JACKSON TOWNSHIP ASSESSOR		
JACKSON TOWNSHIP SUPERVISOR			VOTE FOR NOT MORE THAN 1		
VOTE FOR NOT MORE THAN 1			10 = DELILAH LeGRETTE*	222	100.00
02 = MATTHEW ROBBINS*	219	100.00	11 = No Candidate	0	
03 = No Candidate	0		12 = OVER VOTES	0	
04 = OVER VOTES	0		13 = UNDER VOTES	52	
05 = UNDER VOTES	55				
JACKSON TOWNSHIP CLERK					
VOTE FOR NOT MORE THAN 1					
06 = KATHRYN HUNT*	219	100.00			
07 = No Candidate	0				
08 = OVER VOTES	0				
09 = UNDER VOTES	55				

	01	02	03	04	05	06	07	08	09	10	11	12	13
0105 JACKSON PCT 001	119	91	0	0	28	92	0	0	27	97	0	0	22
0106 JACKSON PCT 002	155	128	0	0	27	127	0	0	28	125	0	0	30

		VOTES	PERCENT			VOTES	PERCENT								
JACKSON TOWNSHIP HIGHWAY COMMISSIONER				JACKSON TOWNSHIP TRUSTEE											
VOTE FOR NOT MORE THAN 1				VOTE FOR NOT MORE THAN 4											
01 = MATTHEW WALSH*		224	100.00	09 = JAKE FANNING*		182	25.00								
02 = No Candidate		0		10 = NORMAN FANNING*		190	26.10								
03 = OVER VOTES		0		11 = COLEY O'CONNELL*		182	25.00								
04 = UNDER VOTES		50		12 = JENNIFER TIBBLE*		174	23.90								
JACKSON TOWNSHIP COLLECTOR				13 = No Candidate		0									
VOTE FOR NOT MORE THAN 1				14 = OVER VOTES		0									
05 = No Candidate		0		15 = UNDER VOTES		368									
06 = No Candidate		0													
07 = OVER VOTES		0													
08 = UNDER VOTES		274													

	01	02	03	04	05	06	07	08	09	10	11	12	13	14	15
0105 JACKSON PCT 001	95	0	0	24	0	0	0	119	78	82	76	74	0	0	166
0106 JACKSON PCT 002	129	0	0	26	0	0	0	155	104	108	106	100	0	0	202

I, the undersigned do hereby certify that on April 27, 2021, I canvassed the returns of an election held on April 6, 2021 for JACKSON TOWNSHIP, and I proclaim that a total **274** voters requested and received ballots and I do further certify the number of votes received for each candidate for this office, **and the winners are denoted with an asterisk next to his or her name.**

I further certify that the above is a true and complete Abstract of Votes and was prepared in my presence on April 27, 2021.

Lauren Staley Ferry
 Lauren Staley Ferry, County Clerk
 The County of Will, Illinois

	VOTES	PERCENT	JOLIET TOWNSHIP ASSESSOR	VOTES	PERCENT
01 = BALLOTS CAST	6,401		VOTE FOR NOT MORE THAN 1		
JOLIET TOWNSHIP SUPERVISOR			11 = No Candidate	0	
VOTE FOR NOT MORE THAN 1			12 = JAMES BRENCZEWSKI*	5,069	100.00
02 = DIANE M. HARRIS	2,120	34.49	13 = OVER VOTES	0	
03 = ANGEL CONTRERAS*	3,244	52.78	14 = UNDER VOTES	1,332	
04 = JODI ADELMAN-SARTORI	782	12.72			
05 = OVER VOTES	5				
06 = UNDER VOTES	250				
JOLIET TOWNSHIP CLERK					
VOTE FOR NOT MORE THAN 1					
07 = No Candidate	0				
08 = ALICIA MORALES*	4,991	100.00			
09 = OVER VOTES	0				
10 = UNDER VOTES	1,410				

	01	02	03	04	05	06	07	08	09	10	11	12	13	14
0107 JOLIET PCT 001	149	44	74	24	0	7	0	123	0	26	0	123	0	26
0108 JOLIET PCT 002	196	70	85	28	0	13	0	135	0	61	0	140	0	56
0109 JOLIET PCT 003	140	63	57	17	0	3	0	109	0	31	0	114	0	26
0110 JOLIET PCT 004	183	66	75	30	0	12	0	141	0	42	0	145	0	38
0111 JOLIET PCT 005	100	29	63	5	0	3	0	88	0	12	0	87	0	13
0112 JOLIET PCT 006	104	15	76	10	0	3	0	96	0	8	0	93	0	11
0113 JOLIET PCT 007	178	37	125	9	0	7	0	154	0	24	0	146	0	32
0114 JOLIET PCT 008	160	64	70	22	1	3	0	120	0	40	0	121	0	39
0115 JOLIET PCT 009	125	37	66	19	0	3	0	101	0	24	0	107	0	18
0116 JOLIET PCT 010	221	74	106	36	1	4	0	166	0	55	0	173	0	48
0117 JOLIET PCT 011	173	51	78	38	0	6	0	131	0	42	0	132	0	41
0118 JOLIET PCT 012	129	25	79	15	0	10	0	114	0	15	0	111	0	18
0119 JOLIET PCT 013	123	11	106	3	0	3	0	118	0	5	0	102	0	21
0120 JOLIET PCT 014	157	19	127	9	0	2	0	149	0	8	0	136	0	21
0121 JOLIET PCT 015	132	56	61	13	0	2	0	107	0	25	0	108	0	24
0122 JOLIET PCT 016	235	119	95	14	2	5	0	196	0	39	0	202	0	33
0123 JOLIET PCT 017	305	132	106	52	0	15	0	208	0	97	0	226	0	79
0124 JOLIET PCT 018	422	154	166	73	0	29	0	276	0	146	0	291	0	131
0125 JOLIET PCT 019	251	88	125	28	0	10	0	179	0	72	0	187	0	64
0126 JOLIET PCT 020	181	62	79	27	0	13	0	136	0	45	0	135	0	46
0127 JOLIET PCT 021	321	123	127	53	0	18	0	227	0	94	0	253	0	68
0128 JOLIET PCT 022	227	72	107	37	0	11	0	168	0	59	0	172	0	55
0129 JOLIET PCT 023	164	65	74	16	0	9	0	115	0	49	0	123	0	41
0130 JOLIET PCT 024	104	29	64	9	0	2	0	86	0	18	0	87	0	17
0131 JOLIET PCT 025	191	76	69	34	0	12	0	139	0	52	0	146	0	45
0132 JOLIET PCT 026	175	50	91	26	0	8	0	144	0	31	0	143	0	32
0133 JOLIET PCT 027	64	19	41	4	0	0	0	52	0	12	0	50	0	14
0134 JOLIET PCT 028	110	29	72	7	0	2	0	95	0	15	0	94	0	16
0135 JOLIET PCT 029	156	46	91	16	0	3	0	127	0	29	0	134	0	22
0136 JOLIET PCT 030	136	67	59	9	0	1	0	93	0	43	0	92	0	44
0137 JOLIET PCT 031	170	64	69	25	0	12	0	124	0	46	0	122	0	48
0138 JOLIET PCT 032	146	28	108	8	0	2	0	133	0	13	0	131	0	15
0139 JOLIET PCT 033	151	60	65	18	0	8	0	102	0	49	0	106	0	45
0140 JOLIET PCT 034	141	43	80	13	0	5	0	124	0	17	0	119	0	22
0141 JOLIET PCT 035	178	53	113	11	0	1	0	158	0	20	0	160	0	18
0142 JOLIET PCT 036	136	20	104	8	1	3	0	120	0	16	0	120	0	16
0143 JOLIET PCT 037	167	60	91	16	0	0	0	137	0	30	0	138	0	29

JOLIET TOWNSHIP HIGHWAY COMMISSIONER		VOTES	PERCENT	JOLIET TOWNSHIP COLLECTOR		VOTES	PERCENT
VOTE FOR NOT MORE THAN 1				VOTE FOR NOT MORE THAN 1			
01 = JOHN LAWSON		2,124	34.49	06 = No Candidate		0	
02 = VINCENT ALESSIO*		3,458	56.15	07 = ARCHIE GAVIN*		4,804	100.00
03 = MICHAEL T. TURNBULL		577	9.37	08 = OVER VOTES		0	
04 = OVER VOTES		6		09 = UNDER VOTES		1,597	
05 = UNDER VOTES		236					

	01	02	03	04	05	06	07	08	09
0107 JOLIET PCT 001	44	80	21	0	4	0	118	0	31
0108 JOLIET PCT 002	75	93	19	0	9	0	130	0	66
0109 JOLIET PCT 003	62	55	19	0	4	0	110	0	30
0110 JOLIET PCT 004	84	74	18	0	7	0	131	0	52
0111 JOLIET PCT 005	13	77	6	0	4	0	85	0	15
0112 JOLIET PCT 006	10	83	7	0	4	0	91	0	13
0113 JOLIET PCT 007	43	116	11	0	8	0	144	0	34
0114 JOLIET PCT 008	57	80	19	0	4	0	117	0	43
0115 JOLIET PCT 009	39	70	12	0	4	0	95	0	30
0116 JOLIET PCT 010	74	103	37	0	7	0	163	0	58
0117 JOLIET PCT 011	59	83	22	0	9	0	127	0	46
0118 JOLIET PCT 012	31	81	9	0	8	0	105	0	24
0119 JOLIET PCT 013	8	108	5	0	2	0	107	0	16
0120 JOLIET PCT 014	23	115	11	1	7	0	134	0	23
0121 JOLIET PCT 015	70	53	9	0	0	0	102	0	30
0122 JOLIET PCT 016	116	106	10	0	3	0	185	0	50
0123 JOLIET PCT 017	136	129	31	0	9	0	199	0	106
0124 JOLIET PCT 018	172	194	37	0	19	0	273	0	149
0125 JOLIET PCT 019	79	136	24	0	12	0	169	0	82
0126 JOLIET PCT 020	55	89	26	0	11	0	134	0	47
0127 JOLIET PCT 021	135	140	34	0	12	0	227	0	94
0128 JOLIET PCT 022	72	117	25	1	12	0	163	0	64
0129 JOLIET PCT 023	50	85	19	0	10	0	113	0	51
0130 JOLIET PCT 024	27	70	4	0	3	0	81	0	23
0131 JOLIET PCT 025	76	81	24	0	10	0	123	0	68
0132 JOLIET PCT 026	51	103	13	0	8	0	142	0	33
0133 JOLIET PCT 027	17	41	4	1	1	0	49	0	15
0134 JOLIET PCT 028	19	82	6	0	3	0	95	0	15
0135 JOLIET PCT 029	56	87	8	1	4	0	124	0	32
0136 JOLIET PCT 030	75	51	6	0	4	0	85	0	51
0137 JOLIET PCT 031	70	69	21	0	10	0	119	0	51
0138 JOLIET PCT 032	14	121	9	1	1	0	134	0	12
0139 JOLIET PCT 033	71	58	12	0	10	0	99	0	52
0140 JOLIET PCT 034	30	94	10	0	7	0	123	0	18
0141 JOLIET PCT 035	43	125	6	1	3	0	155	0	23
0142 JOLIET PCT 036	20	106	9	0	1	0	118	0	18
0143 JOLIET PCT 037	48	103	14	0	2	0	135	0	32

JOLIET TOWNSHIP TRUSTEE
VOTE FOR NOT MORE THAN 4
01 = JASON KING
02 = TIM HENDRICKS
03 = JAN W. NAHORSKI
04 = SUZANNA IBARRA*
05 = CESAR ESCUTIA*

VOTES PERCENT
1,931 9.93
1,998 10.27
2,020 10.39
3,565 18.33
3,181 16.36

06 = RAYMOND F. SLATTERY*
07 = KARL FERRELL*
08 = OVER VOTES
09 = UNDER VOTES

VOTES PERCENT
3,529 18.15
3,222 16.57
5
6,138

	01	02	03	04	05	06	07	08	09
0107 JOLIET PCT 001	37	35	38	95	83	97	90	0	121
0108 JOLIET PCT 002	73	77	81	95	81	105	80	0	192
0109 JOLIET PCT 003	53	62	62	62	52	69	64	1	132
0110 JOLIET PCT 004	62	78	79	84	76	94	79	0	180
0111 JOLIET PCT 005	14	12	12	69	66	60	69	0	98
0112 JOLIET PCT 006	11	7	6	73	83	66	74	0	96
0113 JOLIET PCT 007	29	26	23	108	112	95	115	1	200
0114 JOLIET PCT 008	56	56	63	83	77	86	84	0	135
0115 JOLIET PCT 009	39	40	42	74	64	80	63	0	98
0116 JOLIET PCT 010	74	83	92	111	101	127	98	0	198
0117 JOLIET PCT 011	59	65	61	92	76	86	77	0	176
0118 JOLIET PCT 012	27	31	34	79	75	68	70	0	132
0119 JOLIET PCT 013	8	7	3	104	91	72	72	0	135
0120 JOLIET PCT 014	21	23	17	118	112	90	87	0	160
0121 JOLIET PCT 015	62	60	47	68	58	48	48	0	137
0122 JOLIET PCT 016	92	78	72	129	108	116	117	0	228
0123 JOLIET PCT 017	116	122	139	132	103	163	121	0	324
0124 JOLIET PCT 018	158	168	165	190	169	232	173	0	433
0125 JOLIET PCT 019	83	89	94	120	119	146	114	0	239
0126 JOLIET PCT 020	52	59	66	97	79	84	80	0	207
0127 JOLIET PCT 021	131	131	135	149	122	161	129	0	326
0128 JOLIET PCT 022	76	81	84	112	104	113	97	1	237
0129 JOLIET PCT 023	53	53	53	83	76	83	72	0	183
0130 JOLIET PCT 024	25	25	25	75	59	58	58	0	91
0131 JOLIET PCT 025	74	81	81	88	72	107	86	0	175
0132 JOLIET PCT 026	48	44	55	103	99	105	90	0	156
0133 JOLIET PCT 027	11	16	16	44	39	37	36	0	57
0134 JOLIET PCT 028	19	18	13	81	73	71	73	0	92
0135 JOLIET PCT 029	41	40	42	95	86	83	86	0	151
0136 JOLIET PCT 030	61	65	56	65	57	60	57	0	123
0137 JOLIET PCT 031	67	70	79	81	61	87	73	0	162
0138 JOLIET PCT 032	15	14	8	102	102	100	105	0	138
0139 JOLIET PCT 033	63	65	61	80	61	66	63	1	141
0140 JOLIET PCT 034	26	25	23	86	87	84	84	1	145
0141 JOLIET PCT 035	29	33	29	131	114	129	127	0	120
0142 JOLIET PCT 036	22	14	18	101	91	92	103	0	103
0143 JOLIET PCT 037	44	45	46	106	93	109	108	0	117

I, the undersigned do hereby certify that on April 27, 2021, I canvassed the returns of an election held on April 6, 2021 for JOLIET TOWNSHIP, and I proclaim that a total of **6,401** voters requested and received ballots and I do further certify the number of votes received for each candidate for this office, **and the winners are denoted with an asterisk next to his or her name.**

I further certify that the above is a true and complete Abstract of Votes and was prepared in my presence on April 27, 2021.

Lauren Staley Ferry
Lauren Staley Ferry, County Clerk
The County of Will, Illinois

	VOTES	PERCENT		VOTES	PERCENT
01 = BALLOTS CAST	6,461		LOCKPORT TOWNSHIP ASSESSOR		
LOCKPORT TOWNSHIP SUPERVISOR			VOTE FOR NOT MORE THAN 1		
VOTE FOR NOT MORE THAN 1			10 = TIM McNALLY	3,035	48.88
02 = DARREN DESKIN	2,763	44.09	11 = MARY ANN WILLIAMSON*	3,174	51.12
03 = RON ALBERICO*	3,504	55.91	12 = OVER VOTES	0	
04 = OVER VOTES	3		13 = UNDER VOTES	252	
05 = UNDER VOTES	191				
LOCKPORT TOWNSHIP CLERK					
VOTE FOR NOT MORE THAN 1					
06 = ANNETTE PARKER	3,095	49.34			
07 = ERIN GOTTS*	3,178	50.66			
08 = OVER VOTES	3				
09 = UNDER VOTES	185				

	01	02	03	04	05	06	07	08	09	10	11	12	13
0144 LOCKPORT PCT 001	451	218	227	0	6	238	204	0	9	224	215	0	12
0145 LOCKPORT PCT 002	144	61	79	1	3	65	77	0	2	59	83	0	2
0146 LOCKPORT PCT 003	106	42	62	0	2	43	60	1	2	43	60	0	3
0147 LOCKPORT PCT 004	121	32	88	0	1	37	83	0	1	41	78	0	2
0148 LOCKPORT PCT 005	310	152	151	0	7	182	123	1	4	184	115	0	11
0149 LOCKPORT PCT 006	112	38	74	0	0	46	65	0	1	41	70	0	1
0150 LOCKPORT PCT 007	118	36	80	0	2	38	78	0	2	39	78	0	1
0151 LOCKPORT PCT 008	85	17	65	0	3	17	68	0	0	14	71	0	0
0152 LOCKPORT PCT 009	331	128	198	0	5	149	180	0	2	140	188	0	3
0153 LOCKPORT PCT 010	279	135	132	0	12	139	131	0	9	152	112	0	15
0154 LOCKPORT PCT 011	379	182	185	0	12	162	209	0	8	204	154	0	21
0155 LOCKPORT PCT 012	266	144	112	0	10	144	110	0	12	163	88	0	15
0156 LOCKPORT PCT 013	653	274	351	1	27	342	290	1	20	311	316	0	26
0157 LOCKPORT PCT 014	260	123	130	0	7	143	110	0	7	143	110	0	7
0158 LOCKPORT PCT 015	212	78	125	0	9	88	116	0	8	89	115	0	8
0159 LOCKPORT PCT 016	381	176	199	0	6	169	197	0	15	177	190	0	14
0160 LOCKPORT PCT 017	487	232	242	0	13	229	250	0	8	252	212	0	23
0161 LOCKPORT PCT 018	282	152	124	0	6	138	132	0	12	149	119	0	14
0162 LOCKPORT PCT 019	432	181	234	0	17	215	191	0	26	191	213	0	28
0163 LOCKPORT PCT 020	296	120	167	0	9	149	136	0	11	130	156	0	10
0164 LOCKPORT PCT 021	192	67	112	1	12	92	91	0	9	82	100	0	10
0165 LOCKPORT PCT 022	254	84	161	0	9	125	123	0	6	108	130	0	16
0166 LOCKPORT PCT 023	213	66	137	0	10	113	93	0	7	92	115	0	6
0167 LOCKPORT PCT 024	97	25	69	0	3	32	61	0	4	7	86	0	4

		VOTES		PERCENT				VOTES		PERCENT	
LOCKPORT TOWNSHIP HIGHWAY COMMISSIONER						LOCKPORT TOWNSHIP COLLECTOR					
VOTE FOR NOT MORE THAN 1						VOTE FOR NOT MORE THAN 1					
01 = JIM LOUCH*		3,231		51.45		05 = JESSICA CANNADAY*		3,456		56.28	
02 = JOHN BATUSICH		3,049		48.55		06 = ESTIVER SALAMANCA		2,685		43.72	
03 = OVER VOTES		2				07 = OVER VOTES		1			
04 = UNDER VOTES		179				08 = UNDER VOTES		319			

		01	02	03	04	05	06	07	08		

0144	LOCKPORT PCT 001	222	220	1	8	256	182	1	12		
0145	LOCKPORT PCT 002	63	75	0	6	71	69	0	4		
0146	LOCKPORT PCT 003	43	61	0	2	48	56	0	2		
0147	LOCKPORT PCT 004	44	76	0	1	49	69	0	3		
0148	LOCKPORT PCT 005	193	113	0	4	195	102	0	13		
0149	LOCKPORT PCT 006	46	66	0	0	50	61	0	1		
0150	LOCKPORT PCT 007	33	83	0	2	39	76	0	3		
0151	LOCKPORT PCT 008	15	70	0	0	14	71	0	0		
0152	LOCKPORT PCT 009	151	175	1	4	150	179	0	2		
0153	LOCKPORT PCT 010	162	109	0	8	169	94	0	16		
0154	LOCKPORT PCT 011	213	157	0	9	218	134	0	27		
0155	LOCKPORT PCT 012	175	77	0	14	181	69	0	16		
0156	LOCKPORT PCT 013	315	322	0	16	365	260	0	28		
0157	LOCKPORT PCT 014	147	111	0	2	151	100	0	9		
0158	LOCKPORT PCT 015	90	112	0	10	92	108	0	12		
0159	LOCKPORT PCT 016	193	174	0	14	195	161	0	25		
0160	LOCKPORT PCT 017	276	198	0	13	280	176	0	31		
0161	LOCKPORT PCT 018	162	109	0	11	164	101	0	17		
0162	LOCKPORT PCT 019	230	177	0	25	248	151	0	33		
0163	LOCKPORT PCT 020	128	163	0	5	161	122	0	13		
0164	LOCKPORT PCT 021	79	106	0	7	94	87	0	11		
0165	LOCKPORT PCT 022	122	126	0	6	127	107	0	20		
0166	LOCKPORT PCT 023	95	110	0	8	115	82	0	16		
0167	LOCKPORT PCT 024	34	59	0	4	24	68	0	5		

LOCKPORT TOWNSHIP TRUSTEE
VOTE FOR NOT MORE THAN 4
01 = GREGG BICKUS*
02 = DENISE SALVINO*
03 = KEN BEATON
04 = MICHAEL LEWANDOWSKI
05 = DEAN MORELLI*

VOTES PERCENT
2,945 12.69
3,079 13.27
2,690 11.59
2,850 12.28
3,170 13.66

06 = KAREN JOHNSON*
07 = SHERRY WILLIAMS
08 = SCOTT POINTON
09 = OVER VOTES
10 = UNDER VOTES

VOTES PERCENT
2,969 12.80
2,909 12.54
2,589 11.16
8
2,611

	01	02	03	04	05	06	07	08	09	10
0144 LOCKPORT PCT 001	232	259	206	231	200	215	193	175	1	89
0145 LOCKPORT PCT 002	65	67	54	57	70	70	70	67	0	56
0146 LOCKPORT PCT 003	41	45	38	39	58	54	62	53	1	30
0147 LOCKPORT PCT 004	38	42	40	41	76	75	70	67	1	31
0148 LOCKPORT PCT 005	163	162	153	162	135	115	109	98	1	139
0149 LOCKPORT PCT 006	41	41	36	38	64	64	71	63	0	30
0150 LOCKPORT PCT 007	39	41	36	34	78	77	74	71	0	22
0151 LOCKPORT PCT 008	14	15	14	15	64	62	65	60	0	31
0152 LOCKPORT PCT 009	137	146	124	133	183	189	184	180	1	44
0153 LOCKPORT PCT 010	142	150	139	140	124	106	99	90	0	126
0154 LOCKPORT PCT 011	165	175	173	160	191	152	150	132	0	218
0155 LOCKPORT PCT 012	162	152	142	143	112	90	85	72	0	106
0156 LOCKPORT PCT 013	311	345	273	323	295	306	304	267	1	184
0157 LOCKPORT PCT 014	129	138	121	124	119	107	103	96	0	103
0158 LOCKPORT PCT 015	88	88	79	88	98	100	106	85	0	116
0159 LOCKPORT PCT 016	182	164	164	162	202	163	163	151	2	165
0160 LOCKPORT PCT 017	229	240	241	224	254	179	192	167	0	222
0161 LOCKPORT PCT 018	145	159	115	121	128	115	112	95	0	138
0162 LOCKPORT PCT 019	219	221	183	206	199	208	177	154	0	161
0163 LOCKPORT PCT 020	127	145	115	131	129	138	131	119	0	149
0164 LOCKPORT PCT 021	75	80	69	78	91	90	93	82	0	110
0165 LOCKPORT PCT 022	94	104	89	101	125	122	124	108	0	149
0166 LOCKPORT PCT 023	85	84	76	89	108	100	96	85	0	129
0167 LOCKPORT PCT 024	22	16	10	10	67	72	76	52	0	63

I, the undersigned do hereby certify that on April 27, 2021, I canvassed the returns of an election held on April 6, 2021 for LOCKPORT TOWNSHIP, and I proclaim that a total of **6,461** voters requested and received ballots and I do further certify the number of votes received for each candidate for this office, **and the winners are denoted with an asterisk next to his or her name.**

I further certify that the above is a true and complete Abstract of Votes and was prepared in my presence on April 27, 2021.

Lauren Staley Ferry
Lauren Staley Ferry, County Clerk
The County of Will, Illinois

ABSTRACT OF VOTES

WILL COUNTY, ILLINOIS
 CONSOLIDATED ELECTION
 APRIL 6, 2021

OFFICIAL RESULTS

RUN DATE:04/21/21 12:30 PM

REPORT-EL86 PAGE 199

	VOTES	PERCENT		VOTES	PERCENT
01 = BALLOTS CAST	1,444		MANHATTAN TOWNSHIP ASSESSOR		
MANHATTAN TOWNSHIP SUPERVISOR			VOTE FOR NOT MORE THAN 1		
VOTE FOR NOT MORE THAN 1			10 = No Candidate	0	
02 = JAMES F. WALSH*	1,122	100.00	11 = No Candidate	0	
03 = No Candidate	0		12 = JOSEPH R. OLDANI*	1,085	100.00
04 = OVER VOTES	0		13 = OVER VOTES	0	
05 = UNDER VOTES	322		14 = UNDER VOTES	359	
MANHATTAN TOWNSHIP CLERK					
VOTE FOR NOT MORE THAN 1					
06 = No Candidate	0				
07 = KELLY BALTAS*	1,157	100.00			
08 = OVER VOTES	0				
09 = UNDER VOTES	287				

	01	02	03	04	05	06	07	08	09	10	11	12	13	14
0168 MANHATTAN PCT 001	301	233	0	0	68	0	247	0	54	0	0	231	0	70
0169 MANHATTAN PCT 002	502	394	0	0	108	0	393	0	109	0	0	368	0	134
0170 MANHATTAN PCT 003	335	266	0	0	69	0	277	0	58	0	0	263	0	72
0171 MANHATTAN PCT 004	306	229	0	0	77	0	240	0	66	0	0	223	0	83

MANHATTAN TOWNSHIP HIGHWAY COMMISSIONER		VOTES	PERCENT	MANHATTAN TOWNSHIP TRUSTEE		VOTES	PERCENT
VOTE FOR NOT MORE THAN 1				VOTE FOR NOT MORE THAN 4			
01 = No Candidate		0		09 = No Candidate		0	
02 = JIM "J.B." BALTAS*		1,168	100.00	10 = EILEEN FITZER*		891	24.87
03 = OVER VOTES		0		11 = BILL McGRATH*		958	26.74
04 = UNDER VOTES		276		12 = PAUL WOODCOCK*		870	24.28
MANHATTAN TOWNSHIP COLLECTOR				13 = MARK YUNKER*		864	24.11
VOTE FOR NOT MORE THAN 1				14 = OVER VOTES		0	
05 = BARBARA J. DAUGHERTY*		1,047	100.00	15 = UNDER VOTES		2,193	
06 = No Candidate		0					
07 = OVER VOTES		0					
08 = UNDER VOTES		397					

	01	02	03	04	05	06	07	08	09	10	11	12	13	14	15
0168 MANHATTAN PCT 001	0	245	0	56	221	0	0	80	0	187	200	174	174	0	469
0169 MANHATTAN PCT 002	0	401	0	101	359	0	0	143	0	296	324	304	290	0	794
0170 MANHATTAN PCT 003	0	279	0	56	240	0	0	95	0	222	229	219	226	0	444
0171 MANHATTAN PCT 004	0	243	0	63	227	0	0	79	0	186	205	173	174	0	486

I, the undersigned do hereby certify that on April 27, 2021, I canvassed the returns of an election held on April 6, 2021 for MANHATTAN TOWNSHIP, and I proclaim that a total of **1,444** voters requested and received ballots and I do further certify the number of votes received for each candidate for this office, **and the winners are denoted with an asterisk next to his or her name.**

I further certify that the above is a true and complete Abstract of Votes and was prepared in my presence on April 27, 2021.

Lauren Staley Ferry
 Lauren Staley Ferry, County Clerk
 The County of Will, Illinois

ABSTRACT OF VOTES

WILL COUNTY, ILLINOIS
 CONSOLIDATED ELECTION
 APRIL 6, 2021

OFFICIAL RESULTS

RUN DATE:04/21/21 12:30 PM

REPORT-EL86 PAGE 201

	VOTES	PERCENT		VOTES	PERCENT
01 = BALLOTS CAST	2,002		MONEE TOWNSHIP ASSESSOR		
MONEE TOWNSHIP SUPERVISOR			VOTE FOR NOT MORE THAN 1		
VOTE FOR NOT MORE THAN 1			10 = SANDRA HEARD*	1,502	100.00
02 = DONNA T. DETTBARN*	1,544	100.00	11 = No Candidate	0	
03 = No Candidate	0		12 = OVER VOTES	0	
04 = OVER VOTES	0		13 = UNDER VOTES	500	
05 = UNDER VOTES	458				
MONEE TOWNSHIP CLERK					
VOTE FOR NOT MORE THAN 1					
06 = BOBBY R. LATHAN SR*	1,528	100.00			
07 = No Candidate	0				
08 = OVER VOTES	0				
09 = UNDER VOTES	474				

	01	02	03	04	05	06	07	08	09	10	11	12	13
0172 MONEE PCT 001	145	122	0	0	23	118	0	0	27	111	0	0	34
0173 MONEE PCT 002	187	169	0	0	18	168	0	0	19	169	0	0	18
0174 MONEE PCT 003	349	234	0	0	115	229	0	0	120	224	0	0	125
0175 MONEE PCT 004	441	313	0	0	128	300	0	0	141	299	0	0	142
0176 MONEE PCT 005	183	155	0	0	28	156	0	0	27	154	0	0	29
0177 MONEE PCT 006	159	147	0	0	12	148	0	0	11	143	0	0	16
0178 MONEE PCT 007	270	230	0	0	40	237	0	0	33	237	0	0	33
0179 MONEE PCT 008	268	174	0	0	94	172	0	0	96	165	0	0	103

		VOTES	PERCENT			VOTES	PERCENT
MONEE TOWNSHIP HIGHWAY COMMISSIONER				MONEE TOWNSHIP TRUSTEE			
VOTE FOR NOT MORE THAN 1				VOTE FOR NOT MORE THAN 4			
01 = DAVID E. DEUTSCHE*	1,530	100.00	09 = TERRI L. BOLES*	1,048	24.35		
02 = No Candidate	0		10 = DEBORAH BURGESS*	1,194	27.74		
03 = OVER VOTES	0		11 = BILLY MORGAN*	974	22.63		
04 = UNDER VOTES	472		12 = JAMES W. YOUNG*	1,088	25.28		
MONEE TOWNSHIP COLLECTOR				13 = No Candidate			
VOTE FOR NOT MORE THAN 1				14 = OVER VOTES			
05 = CALVIN LACEFIELD*	1,469	100.00	15 = UNDER VOTES	3,704			
06 = No Candidate	0						
07 = OVER VOTES	0						
08 = UNDER VOTES	533						

	01	02	03	04	05	06	07	08	09	10	11	12	13	14	15
0172 MONEE PCT 001	123	0	0	22	114	0	0	31	93	97	88	93	0	0	209
0173 MONEE PCT 002	164	0	0	23	166	0	0	21	131	147	115	123	0	0	232
0174 MONEE PCT 003	238	0	0	111	218	0	0	131	149	165	143	143	0	0	796
0175 MONEE PCT 004	305	0	0	136	291	0	0	150	199	235	177	185	0	0	968
0176 MONEE PCT 005	148	0	0	35	143	0	0	40	99	122	94	113	0	0	304
0177 MONEE PCT 006	141	0	0	18	143	0	0	16	89	105	86	117	0	0	239
0178 MONEE PCT 007	228	0	0	42	228	0	0	42	173	188	164	199	0	0	356
0179 MONEE PCT 008	183	0	0	85	166	0	0	102	115	135	107	115	0	0	600

I, the undersigned do hereby certify that on April 27, 2021, I canvassed the returns of an election held on April 6, 2021 for MONEE TOWNSHIP, and I proclaim that a total of **2,002** voters requested and received ballots and I do further certify the number of votes received for each candidate for this office, **and the winners are denoted with an asterisk next to his or her name.**

I further certify that the above is a true and complete Abstract of Votes and was prepared in my presence on April 27, 2021.

Lauren Staley Ferry
 Lauren Staley Ferry, County Clerk
 The County of Will, Illinois

	VOTES	PERCENT		VOTES	PERCENT
01 = BALLOTS CAST	4,652		NEW LENOX TOWNSHIP ASSESSOR		
NEW LENOX TOWNSHIP SUPERVISOR			VOTE FOR NOT MORE THAN 1		
VOTE FOR NOT MORE THAN 1			11 = No Candidate	0	
02 = No Candidate	0		12 = BONNIE LUCKHART HERNANDEZ*	3,703	100.00
03 = CASS WENNLUND*	3,694	100.00	13 = OVER VOTES	0	
04 = OVER VOTES	0		14 = UNDER VOTES	949	
05 = UNDER VOTES	958				
NEW LENOX TOWNSHIP CLERK					
VOTE FOR NOT MORE THAN 1					
06 = No Candidate	0				
07 = DAVE MEDEMA*	2,970	67.82			
08 = MAUREEN FLANAGAN BRODERICK	1,409	32.18			
09 = OVER VOTES	2				
10 = UNDER VOTES	271				

	01	02	03	04	05	06	07	08	09	10	11	12	13	14
0180 NEW LENOX PCT 001	135	0	104	0	31	0	70	51	0	14	0	101	0	34
0181 NEW LENOX PCT 002	226	0	179	0	47	0	146	65	0	15	0	177	0	49
0182 NEW LENOX PCT 003	181	0	127	0	54	0	110	63	0	8	0	140	0	41
0183 NEW LENOX PCT 004	210	0	167	0	43	0	150	46	0	14	0	165	0	45
0184 NEW LENOX PCT 005	225	0	187	0	38	0	141	71	0	13	0	186	0	39
0185 NEW LENOX PCT 006	177	0	145	0	32	0	103	63	0	11	0	141	0	36
0186 NEW LENOX PCT 007	249	0	205	0	44	0	179	60	0	10	0	210	0	39
0187 NEW LENOX PCT 008	242	0	201	0	41	0	155	75	0	12	0	196	0	46
0188 NEW LENOX PCT 009	224	0	194	0	30	0	161	57	0	6	0	192	0	32
0189 NEW LENOX PCT 010	300	0	245	0	55	0	193	97	0	10	0	242	0	58
0190 NEW LENOX PCT 011	258	0	187	0	71	0	136	102	0	20	0	191	0	67
0191 NEW LENOX PCT 012	199	0	157	0	42	0	122	61	2	14	0	157	0	42
0192 NEW LENOX PCT 013	216	0	170	0	46	0	140	68	0	8	0	172	0	44
0193 NEW LENOX PCT 014	305	0	226	0	79	0	176	93	0	36	0	226	0	79
0194 NEW LENOX PCT 015	246	0	188	0	58	0	177	57	0	12	0	192	0	54
0195 NEW LENOX PCT 016	274	0	210	0	64	0	173	87	0	14	0	212	0	62
0196 NEW LENOX PCT 017	273	0	226	0	47	0	189	72	0	12	0	226	0	47
0197 NEW LENOX PCT 018	177	0	143	0	34	0	102	65	0	10	0	145	0	32
0198 NEW LENOX PCT 019	203	0	159	0	44	0	136	59	0	8	0	154	0	49
0199 NEW LENOX PCT 020	332	0	274	0	58	0	211	97	0	24	0	278	0	54

RUN DATE:04/21/21 12:30 PM

REPORT-EL86 PAGE 204

NEW LENOX TOWNSHIP HIGHWAY COMMISSIONER		VOTES	PERCENT	NEW LENOX TOWNSHIP COLLECTOR		VOTES	PERCENT
VOTE FOR NOT MORE THAN 1				VOTE FOR NOT MORE THAN 1			
01 = DAVID MAINE		1,288	28.16	05 = SHEILA CORRIGAN		1,614	36.09
02 = RONALD A. SLY*		3,286	71.84	06 = PHILIP JUAREZ*		2,858	63.91
03 = OVER VOTES		0		07 = OVER VOTES		4	
04 = UNDER VOTES		78		08 = UNDER VOTES		176	

	01	02	03	04	05	06	07	08
0180 NEW LENOX PCT 001	62	68	0	5	63	66	1	5
0181 NEW LENOX PCT 002	64	159	0	3	74	143	0	9
0182 NEW LENOX PCT 003	54	122	0	5	67	104	0	10
0183 NEW LENOX PCT 004	43	164	0	3	60	142	0	8
0184 NEW LENOX PCT 005	48	175	0	2	75	138	0	12
0185 NEW LENOX PCT 006	36	136	0	5	62	104	0	11
0186 NEW LENOX PCT 007	61	185	0	3	78	165	1	5
0187 NEW LENOX PCT 008	53	186	0	3	77	161	0	4
0188 NEW LENOX PCT 009	47	174	0	3	66	154	0	4
0189 NEW LENOX PCT 010	88	209	0	3	110	174	0	16
0190 NEW LENOX PCT 011	83	172	0	3	106	137	0	15
0191 NEW LENOX PCT 012	54	139	0	6	67	124	0	8
0192 NEW LENOX PCT 013	66	147	0	3	79	128	0	9
0193 NEW LENOX PCT 014	106	194	0	5	126	164	0	15
0194 NEW LENOX PCT 015	66	172	0	8	73	165	0	8
0195 NEW LENOX PCT 016	97	176	0	1	115	158	0	1
0196 NEW LENOX PCT 017	70	199	0	4	85	180	0	8
0197 NEW LENOX PCT 018	62	112	0	3	73	97	1	6
0198 NEW LENOX PCT 019	64	136	0	3	75	120	0	8
0199 NEW LENOX PCT 020	64	261	0	7	83	234	1	14

		VOTES PERCENT				VOTES PERCENT				
NEW LENOX TOWNSHIP TRUSTEE										
VOTE FOR NOT MORE THAN 4										
01 = ALEX VANCINA	1,523	8.78	06 = BARBARA E. KAUPAS*	2,979	17.16					
02 = MICHELLE DeBELLA MONBROD	1,421	8.19	07 = KATHY A. HILTON*	2,828	16.29					
03 = LAURA KINNAN	1,426	8.22	08 = PATRICIA A. DEITERS*	2,797	16.12					
04 = MICHELLE FADELEY	1,427	8.22	09 = OVER VOTES	1						
05 = MARTIN J. BOBAN*	2,955	17.03	10 = UNDER VOTES	1,248						
	01	02	03	04	05	06	07	08	09	10
0180 NEW LENOX PCT 001	56	55	59	59	69	71	68	68	0	35
0181 NEW LENOX PCT 002	75	67	64	72	142	150	144	139	0	51
0182 NEW LENOX PCT 003	60	57	63	60	113	111	109	110	0	41
0183 NEW LENOX PCT 004	57	52	52	52	149	139	133	127	0	79
0184 NEW LENOX PCT 005	75	62	64	59	143	148	138	133	0	78
0185 NEW LENOX PCT 006	59	54	52	56	113	114	90	89	1	77
0186 NEW LENOX PCT 007	61	55	60	67	174	179	175	168	0	57
0187 NEW LENOX PCT 008	73	74	71	65	164	168	155	162	0	36
0188 NEW LENOX PCT 009	55	49	50	52	160	163	154	159	0	54
0189 NEW LENOX PCT 010	120	94	97	96	186	184	173	170	0	80
0190 NEW LENOX PCT 011	103	92	94	96	141	152	144	140	0	70
0191 NEW LENOX PCT 012	65	61	65	60	127	122	125	120	0	51
0192 NEW LENOX PCT 013	76	68	73	68	132	133	137	131	0	46
0193 NEW LENOX PCT 014	119	111	113	115	174	172	158	158	0	100
0194 NEW LENOX PCT 015	67	68	62	66	168	171	164	161	0	57
0195 NEW LENOX PCT 016	109	106	102	109	162	162	156	161	0	29
0196 NEW LENOX PCT 017	78	80	78	74	191	178	168	163	0	82
0197 NEW LENOX PCT 018	65	68	64	64	93	102	96	100	0	56
0198 NEW LENOX PCT 019	65	68	67	65	123	126	116	115	0	67
0199 NEW LENOX PCT 020	85	80	76	72	231	234	225	223	0	102

I, the undersigned do hereby certify that on April 27, 2021, I canvassed the returns of an election held on April 6, 2021 for NEW LENOX TOWNSHIP, and I proclaim that a total of **4,652** voters requested and received ballots and I do further certify the number of votes received for each candidate for this office, **and the winners are denoted with an asterisk next to his or her name.**

I further certify that the above is a true and complete Abstract of Votes and was prepared in my presence on April 27, 2021.

Lauren Staley Ferry
 Lauren Staley Ferry, County Clerk
 The County of Will, Illinois

ABSTRACT OF VOTES

WILL COUNTY, ILLINOIS
 CONSOLIDATED ELECTION
 APRIL 6, 2021

OFFICIAL RESULTS

RUN DATE:04/21/21 12:30 PM

REPORT-EL86 PAGE 206

	VOTES	PERCENT		VOTES	PERCENT
01 = BALLOTS CAST	692		PEOTONE TOWNSHIP ASSESSOR		
PEOTONE TOWNSHIP SUPERVISOR			VOTE FOR NOT MORE THAN 1		
VOTE FOR NOT MORE THAN 1			10 = VIRGINIA GATES-HAMANN*	558	100.00
02 = GENE YOUNKER*	596	100.00	11 = No Candidate	0	
03 = No Candidate	0		12 = OVER VOTES	0	
04 = OVER VOTES	0		13 = UNDER VOTES	134	
05 = UNDER VOTES	96				
PEOTONE TOWNSHIP CLERK					
VOTE FOR NOT MORE THAN 1					
06 = KENT B. HEISNER*	580	100.00			
07 = No Candidate	0				
08 = OVER VOTES	0				
09 = UNDER VOTES	112				

	01	02	03	04	05	06	07	08	09	10	11	12	13
0200 PEOTONE PCT 001	356	300	0	0	56	292	0	0	64	277	0	0	79
0201 PEOTONE PCT 002	336	296	0	0	40	288	0	0	48	281	0	0	55

		VOTES	PERCENT			VOTES	PERCENT									
PEOTONE TOWNSHIP HIGHWAY COMMISSIONER				PEOTONE TOWNSHIP TRUSTEE												
VOTE FOR NOT MORE THAN 1				VOTE FOR NOT MORE THAN 4												
01 = JOHN HACK*		577	100.00	09 = GRANT E. HEATHERWICK*		470	23.29									
02 = No Candidate		0		10 = JIM MORGAN*		470	23.29									
03 = OVER VOTES		0		11 = RANDY SWARTZ*		479	23.74									
04 = UNDER VOTES		115		12 = RONALD E. SCHUBBE*		532	26.36									
PEOTONE TOWNSHIP COLLECTOR				13 = No Candidate		0										
VOTE FOR NOT MORE THAN 1				14 = WRITE-IN		67	3.32									
05 = No Candidate		0		15 = OVER VOTES		0										
06 = No Candidate		0		16 = UNDER VOTES		750										
07 = OVER VOTES		0														
08 = UNDER VOTES		692														

	01	02	03	04	05	06	07	08	09	10	11	12	13	14	15	16
0200 PEOTONE PCT 001	285	0	0	71	0	0	0	356	233	227	236	266	0	48	0	414
0201 PEOTONE PCT 002	292	0	0	44	0	0	0	336	237	243	243	266	0	19	0	336

I, the undersigned do hereby certify that on April 27, 2021, I canvassed the returns of an election held on April 6, 2021 for PEOTONE TOWNSHIP, and I proclaim that a total of **692** voters requested and received ballots and I do further certify the number of votes received for each candidate for this office, **and the winners are denoted with an asterisk next to his or her name.**

I further certify that the above is a true and complete Abstract of Votes and was prepared in my presence on April 27, 2021.

Lauren Staley Ferry
 Lauren Staley Ferry, County Clerk
 The County of Will, Illinois

	VOTES	PERCENT		VOTES	PERCENT
01 = BALLOTS CAST	5,341		PLAINFIELD TOWNSHIP ASSESSOR		
PLAINFIELD TOWNSHIP SUPERVISOR			VOTE FOR NOT MORE THAN 1		
VOTE FOR NOT MORE THAN 1			11 = ERIN KLJAICH*	4,025	100.00
02 = CANDIDATE WITHDREW	3,090	82.60	12 = No Candidate	0	
03 = No Candidate	0		13 = OVER VOTES	0	
04 = WRITE-IN*	651	17.40	14 = UNDER VOTES	1,316	
05 = OVER VOTES	5				
06 = UNDER VOTES	1,595				
PLAINFIELD TOWNSHIP CLERK					
VOTE FOR NOT MORE THAN 1					
07 = MICHELLE L SMITH*	4,062	100.00			
08 = No Candidate	0				
09 = OVER VOTES	0				
10 = UNDER VOTES	1,279				

	01	02	03	04	05	06	07	08	09	10	11	12	13	14
0202 PLAINFIELD PCT 001	241	130	0	50	0	61	189	0	0	52	187	0	0	54
0203 PLAINFIELD PCT 002	198	116	0	27	0	55	150	0	0	48	148	0	0	50
0204 PLAINFIELD PCT 003	211	114	0	32	0	65	165	0	0	46	164	0	0	47
0205 PLAINFIELD PCT 004	37	24	0	0	0	13	25	0	0	12	25	0	0	12
0206 PLAINFIELD PCT 005	66	44	0	13	0	9	60	0	0	6	60	0	0	6
0207 PLAINFIELD PCT 006	77	55	0	9	0	13	57	0	0	20	57	0	0	20
0208 PLAINFIELD PCT 007	77	55	0	3	0	19	61	0	0	16	59	0	0	18
0209 PLAINFIELD PCT 008	271	131	0	55	0	85	198	0	0	73	197	0	0	74
0210 PLAINFIELD PCT 009	347	129	0	41	0	177	268	0	0	79	267	0	0	80
0211 PLAINFIELD PCT 010	358	181	0	51	0	126	266	0	0	92	259	0	0	99
0212 PLAINFIELD PCT 011	26	23	0	0	0	3	23	0	0	3	23	0	0	3
0213 PLAINFIELD PCT 012	69	34	0	14	0	21	48	0	0	21	48	0	0	21
0214 PLAINFIELD PCT 013	375	222	0	42	1	110	304	0	0	71	297	0	0	78
0215 PLAINFIELD PCT 014	294	96	0	87	1	110	214	0	0	80	221	0	0	73
0216 PLAINFIELD PCT 015	253	142	0	34	0	77	177	0	0	76	173	0	0	80
0217 PLAINFIELD PCT 016	183	108	0	17	0	58	146	0	0	37	146	0	0	37
0218 PLAINFIELD PCT 017	97	65	0	7	0	25	67	0	0	30	66	0	0	31
0219 PLAINFIELD PCT 018	121	53	0	14	2	52	91	0	0	30	89	0	0	32
0220 PLAINFIELD PCT 019	98	49	0	15	0	34	71	0	0	27	71	0	0	27
0221 PLAINFIELD PCT 020	127	72	0	13	0	42	90	0	0	37	88	0	0	39
0222 PLAINFIELD PCT 021	148	102	0	8	0	38	104	0	0	44	107	0	0	41
0223 PLAINFIELD PCT 022	166	113	0	14	1	38	132	0	0	34	134	0	0	32
0224 PLAINFIELD PCT 023	104	85	0	6	0	13	91	0	0	13	93	0	0	11
0225 PLAINFIELD PCT 024	165	106	0	14	0	45	125	0	0	40	124	0	0	41
0226 PLAINFIELD PCT 025	83	50	0	13	0	20	60	0	0	23	57	0	0	26
0227 PLAINFIELD PCT 026	71	50	0	5	0	16	58	0	0	13	55	0	0	16
0228 PLAINFIELD PCT 027	98	69	0	10	0	19	77	0	0	21	77	0	0	21
0229 PLAINFIELD PCT 028	85	60	0	5	0	20	62	0	0	23	62	0	0	23
0230 PLAINFIELD PCT 029	102	78	0	2	0	22	85	0	0	17	84	0	0	18
0231 PLAINFIELD PCT 030	156	107	0	14	0	35	124	0	0	32	119	0	0	37
0232 PLAINFIELD PCT 031	116	74	0	10	0	32	84	0	0	32	83	0	0	33
0233 PLAINFIELD PCT 032	106	78	0	10	0	18	84	0	0	22	84	0	0	22
0234 PLAINFIELD PCT 033	182	120	0	5	0	57	129	0	0	53	124	0	0	58
0235 PLAINFIELD PCT 034	126	92	0	2	0	32	100	0	0	26	100	0	0	26
0236 PLAINFIELD PCT 035	107	63	0	9	0	35	77	0	0	30	77	0	0	30

		VOTES	PERCENT			VOTES	PERCENT
PLAINFIELD TOWNSHIP HIGHWAY COMMISSIONER				PLAINFIELD TOWNSHIP TRUSTEE			
VOTE FOR NOT MORE THAN 1				VOTE FOR NOT MORE THAN 4			
01 = DOUG SHREVE*	4,050	100.00	09 = MATTHEW C. STARR*	3,259	25.60		
02 = No Candidate	0		10 = ERNEST C. KNIGHT*	3,056	24.00		
03 = OVER VOTES	0		11 = ERIC NELSON*	3,200	25.13		
04 = UNDER VOTES	1,291		12 = ELAINE "LAIN" VAN BUSKIRK*	3,217	25.27		
PLAINFIELD TOWNSHIP COLLECTOR				13 = No Candidate			
VOTE FOR NOT MORE THAN 1				14 = OVER VOTES			
05 = ROBERT M. ENRIGHT*	3,952	100.00	15 = UNDER VOTES	8,632			
06 = No Candidate	0						
07 = OVER VOTES	0						
08 = UNDER VOTES	1,389						

	01	02	03	04	05	06	07	08	09	10	11	12	13	14	15
0202 PLAINFIELD PCT 001	189	0	0	52	187	0	0	54	137	126	138	147	0	0	416
0203 PLAINFIELD PCT 002	145	0	0	53	146	0	0	52	116	114	119	122	0	0	321
0204 PLAINFIELD PCT 003	165	0	0	46	159	0	0	52	126	125	136	139	0	0	318
0205 PLAINFIELD PCT 004	25	0	0	12	25	0	0	12	21	17	19	18	0	0	73
0206 PLAINFIELD PCT 005	61	0	0	5	61	0	0	5	50	47	49	44	0	0	74
0207 PLAINFIELD PCT 006	57	0	0	20	57	0	0	20	49	45	45	45	0	0	124
0208 PLAINFIELD PCT 007	61	0	0	16	60	0	0	17	49	47	50	49	0	0	113
0209 PLAINFIELD PCT 008	196	0	0	75	195	0	0	76	155	142	145	157	0	0	485
0210 PLAINFIELD PCT 009	273	0	0	74	262	0	0	85	222	204	221	212	0	0	529
0211 PLAINFIELD PCT 010	274	0	0	84	255	0	0	103	200	189	203	210	0	0	630
0212 PLAINFIELD PCT 011	23	0	0	3	23	0	0	3	19	19	19	21	0	0	26
0213 PLAINFIELD PCT 012	46	0	0	23	46	0	0	23	40	38	41	39	0	0	118
0214 PLAINFIELD PCT 013	292	0	0	83	286	0	0	89	243	225	236	225	0	0	571
0215 PLAINFIELD PCT 014	223	0	0	71	210	0	0	84	181	168	174	174	0	0	479
0216 PLAINFIELD PCT 015	179	0	0	74	173	0	0	80	149	135	145	150	0	0	433
0217 PLAINFIELD PCT 016	151	0	0	32	141	0	0	42	125	123	118	123	0	0	243
0218 PLAINFIELD PCT 017	71	0	0	26	67	0	0	30	58	53	58	60	0	0	159
0219 PLAINFIELD PCT 018	87	0	0	34	87	0	0	34	68	64	67	65	0	0	220
0220 PLAINFIELD PCT 019	71	0	0	27	71	0	0	27	58	55	60	54	0	0	165
0221 PLAINFIELD PCT 020	86	0	0	41	85	0	0	42	68	57	65	64	0	0	254
0222 PLAINFIELD PCT 021	106	0	0	42	103	0	0	45	82	80	83	82	0	0	265
0223 PLAINFIELD PCT 022	134	0	0	32	131	0	0	35	110	94	102	101	0	0	257
0224 PLAINFIELD PCT 023	93	0	0	11	93	0	0	11	78	74	71	73	0	0	120
0225 PLAINFIELD PCT 024	125	0	0	40	120	0	0	45	109	106	108	107	0	0	230
0226 PLAINFIELD PCT 025	60	0	0	23	56	0	0	27	48	50	47	46	0	0	141
0227 PLAINFIELD PCT 026	52	0	0	19	53	0	0	18	41	36	41	47	0	0	119
0228 PLAINFIELD PCT 027	76	0	0	22	76	0	0	22	61	62	56	63	0	0	150
0229 PLAINFIELD PCT 028	62	0	0	23	59	0	0	26	42	40	50	42	0	0	166
0230 PLAINFIELD PCT 029	84	0	0	18	84	0	0	18	76	68	72	75	0	0	117
0231 PLAINFIELD PCT 030	119	0	0	37	118	0	0	38	90	87	94	92	0	0	261
0232 PLAINFIELD PCT 031	83	0	0	33	81	0	0	35	74	68	69	70	0	0	183
0233 PLAINFIELD PCT 032	83	0	0	23	81	0	0	25	72	65	65	69	0	0	153
0234 PLAINFIELD PCT 033	123	0	0	59	126	0	0	56	102	102	102	96	0	0	326
0235 PLAINFIELD PCT 034	100	0	0	26	100	0	0	26	75	67	68	69	0	0	225
0236 PLAINFIELD PCT 035	75	0	0	32	75	0	0	32	65	64	64	67	0	0	168

I, the undersigned do hereby certify that on April 27, 2021, I canvassed the returns of an election held on April 6, 2021 for PLAINFIELD TOWNSHIP, and I proclaim that a total of **5,341** voters requested and received ballots and I do further certify the number of votes received for each candidate for this office, **and the winners are denoted with an asterisk next to his or her name.**

I further certify that the above is a true and complete Abstract of Votes and was prepared in my presence on April 27, 2021.

Lauren Staley Ferry
 Lauren Staley Ferry, County Clerk
 The County of Will, Illinois

	VOTES	PERCENT		VOTES	PERCENT
01 = BALLOTS CAST	806		REED TOWNSHIP ASSESSOR		
REED TOWNSHIP SUPERVISOR			VOTE FOR NOT MORE THAN 1		
VOTE FOR NOT MORE THAN 1			11 = No Candidate	0	
02 = JOHN GUISTAT	337	43.37	12 = MELANIE NORAMCZYK*	573	100.00
03 = SHERRILL KNORR*	440	56.63	13 = OVER VOTES	0	
04 = OVER VOTES	0		14 = UNDER VOTES	233	
05 = UNDER VOTES	29				
REED TOWNSHIP CLERK					
VOTE FOR NOT MORE THAN 1					
06 = No Candidate	0				
07 = ANGELA HUTTON*	550	71.24			
08 = SUE GRYGIEL	222	28.76			
09 = OVER VOTES	1				
10 = UNDER VOTES	33				

	01	02	03	04	05	06	07	08	09	10	11	12	13	14
0237 REED PCT 001	229	91	130	0	8	0	161	56	1	11	0	165	0	64
0238 REED PCT 002	285	121	150	0	14	0	191	86	0	8	0	193	0	92
0239 REED PCT 003	292	125	160	0	7	0	198	80	0	14	0	215	0	77

ABSTRACT OF VOTES

WILL COUNTY, ILLINOIS
CONSOLIDATED ELECTION
APRIL 6, 2021

OFFICIAL RESULTS

RUN DATE:04/21/21 12:30 PM

REPORT-EL86 PAGE 211

REED TOWNSHIP HIGHWAY COMMISSIONER		VOTES	PERCENT	REED TOWNSHIP COLLECTOR		VOTES	PERCENT
VOTE FOR NOT MORE THAN 1				VOTE FOR NOT MORE THAN 1			
01 = JAMES VEHR		253	32.35	05 = CANDIDATE WITHDREW		512	100.00
02 = JOHN DIXON JR. *		529	67.65	06 = No Candidate		0	
03 = OVER VOTES		0		07 = OVER VOTES		0	
04 = UNDER VOTES		24		08 = UNDER VOTES		294	

		01	02	03	04	05	06 07 08
0237 REED PCT 001		69	151	0	9	141	0 0 88
0238 REED PCT 002		91	188	0	6	184	0 0 101
0239 REED PCT 003		93	190	0	9	187	0 0 105

REED TOWNSHIP TRUSTEE

VOTES PERCENT

VOTES PERCENT

VOTE FOR NOT MORE THAN 4

01 = ADAM BEATY*	371	14.34							
02 = THOMAS "TJ" SFORZA	346	13.37	06 = PAMELA TESSLER*	423	16.34				
03 = MICHAEL GRYGIEL	250	9.66	07 = SCOTT FAVERO*	459	17.74				
04 = STEVE BOLATTO*	404	15.61	08 = OVER VOTES	0					
05 = BRIAN KNORR	335	12.94	09 = UNDER VOTES	636					

	01	02	03	04	05	06	07	08	09
0237 REED PCT 001	93	94	63	119	97	127	136	0	187
0238 REED PCT 002	145	127	97	136	115	150	157	0	213
0239 REED PCT 003	133	125	90	149	123	146	166	0	236

I, the undersigned do hereby certify that on April 27, 2021, I canvassed the returns of an election held on April 6, 2021 for REED TOWNSHIP, and I proclaim that a total of **806** voters requested and received ballots and I do further certify the number of votes received for each candidate for this office, **and the winners are denoted with an asterisk next to his or her name.**

I further certify that the above is a true and complete Abstract of Votes and was prepared in my presence on April 27, 2021.

Lauren Staley Ferry
 Lauren Staley Ferry, County Clerk
 The County of Will, Illinois

	VOTES	PERCENT		VOTES	PERCENT
01 = BALLOTS CAST	4,768		TROY TOWNSHIP ASSESSOR		
TROY TOWNSHIP SUPERVISOR			VOTE FOR NOT MORE THAN 1		
VOTE FOR NOT MORE THAN 1			10 = KIMBERLY ANDERSON*	3,555	100.00
02 = JOSEPH D. BALTZ*	3,685	100.00	11 = No Candidate	0	
03 = No Candidate	0		12 = OVER VOTES	0	
04 = OVER VOTES	0		13 = UNDER VOTES	1,213	
05 = UNDER VOTES	1,083				
TROY TOWNSHIP CLERK					
VOTE FOR NOT MORE THAN 1					
06 = LAWRENCE RYAN*	3,620	100.00			
07 = No Candidate	0				
08 = OVER VOTES	0				
09 = UNDER VOTES	1,148				

	01	02	03	04	05	06	07	08	09	10	11	12	13
0240 TROY PCT 001	140	104	0	0	36	99	0	0	41	99	0	0	41
0241 TROY PCT 002	78	52	0	0	26	50	0	0	28	49	0	0	29
0242 TROY PCT 003	69	60	0	0	9	62	0	0	7	59	0	0	10
0243 TROY PCT 004	170	130	0	0	40	124	0	0	46	126	0	0	44
0244 TROY PCT 005	195	161	0	0	34	159	0	0	36	153	0	0	42
0245 TROY PCT 006	76	61	0	0	15	63	0	0	13	62	0	0	14
0246 TROY PCT 007	226	179	0	0	47	171	0	0	55	180	0	0	46
0247 TROY PCT 008	298	218	0	0	80	217	0	0	81	219	0	0	79
0248 TROY PCT 009	207	159	0	0	48	157	0	0	50	149	0	0	58
0249 TROY PCT 010	222	192	0	0	30	181	0	0	41	182	0	0	40
0250 TROY PCT 011	428	306	0	0	122	317	0	0	111	290	0	0	138
0251 TROY PCT 012	277	212	0	0	65	206	0	0	71	201	0	0	76
0252 TROY PCT 013	402	316	0	0	86	319	0	0	83	316	0	0	86
0253 TROY PCT 014	281	228	0	0	53	220	0	0	61	212	0	0	69
0254 TROY PCT 015	275	208	0	0	67	198	0	0	77	201	0	0	74
0255 TROY PCT 016	250	191	0	0	59	190	0	0	60	187	0	0	63
0256 TROY PCT 017	337	261	0	0	76	251	0	0	86	249	0	0	88
0257 TROY PCT 018	134	96	0	0	38	94	0	0	40	94	0	0	40
0258 TROY PCT 019	116	79	0	0	37	82	0	0	34	77	0	0	39
0259 TROY PCT 020	241	198	0	0	43	195	0	0	46	193	0	0	48
0260 TROY PCT 021	274	214	0	0	60	205	0	0	69	196	0	0	78
0261 TROY PCT 022	72	60	0	0	12	60	0	0	12	61	0	0	11

		VOTES	PERCENT			VOTES	PERCENT
TROY TOWNSHIP HIGHWAY COMMISSIONER				TROY TOWNSHIP TRUSTEE			
VOTE FOR NOT MORE THAN 1				VOTE FOR NOT MORE THAN 4			
01 = THOMAS R. WARD*	3,639	100.00	09 = BRETT WHEELER*	2,946	27.12		
02 = No Candidate	0		10 = BRYAN KOPMAN*	2,763	25.44		
03 = OVER VOTES	0		11 = JEROME NUDELA, JR.*	2,552	23.49		
04 = UNDER VOTES	1,129		12 = JOHNNIE D. GREENWOOD*	2,601	23.95		
TROY TOWNSHIP COLLECTOR				13 = No Candidate	0		
VOTE FOR NOT MORE THAN 1				14 = OVER VOTES	0		
05 = DAWN DAMIANI*	3,488	100.00	15 = UNDER VOTES	8,210			
06 = No Candidate	0						
07 = OVER VOTES	0						
08 = UNDER VOTES	1,280						

	01	02	03	04	05	06	07	08	09	10	11	12	13	14	15
0240 TROY PCT 001	99	0	0	41	99	0	0	41	74	69	74	61	0	0	282
0241 TROY PCT 002	49	0	0	29	47	0	0	31	41	36	30	36	0	0	169
0242 TROY PCT 003	60	0	0	9	60	0	0	9	53	50	51	49	0	0	73
0243 TROY PCT 004	127	0	0	43	121	0	0	49	98	85	88	83	0	0	326
0244 TROY PCT 005	157	0	0	38	152	0	0	43	128	123	118	113	0	0	298
0245 TROY PCT 006	62	0	0	14	62	0	0	14	52	49	49	48	0	0	106
0246 TROY PCT 007	182	0	0	44	172	0	0	54	142	138	134	129	0	0	361
0247 TROY PCT 008	218	0	0	80	213	0	0	85	171	151	138	139	0	0	593
0248 TROY PCT 009	157	0	0	50	149	0	0	58	120	114	103	107	0	0	384
0249 TROY PCT 010	184	0	0	38	179	0	0	43	159	135	120	139	0	0	335
0250 TROY PCT 011	304	0	0	124	283	0	0	145	242	247	207	206	0	0	810
0251 TROY PCT 012	201	0	0	76	197	0	0	80	163	156	138	143	0	0	508
0252 TROY PCT 013	318	0	0	84	303	0	0	99	256	253	235	239	0	0	625
0253 TROY PCT 014	226	0	0	55	215	0	0	66	189	188	169	181	0	0	397
0254 TROY PCT 015	209	0	0	66	196	0	0	79	179	160	144	164	0	0	453
0255 TROY PCT 016	186	0	0	64	183	0	0	67	147	137	130	126	0	0	460
0256 TROY PCT 017	256	0	0	81	239	0	0	98	212	193	168	182	0	0	593
0257 TROY PCT 018	97	0	0	37	93	0	0	41	77	72	73	71	0	0	243
0258 TROY PCT 019	77	0	0	39	74	0	0	42	54	54	52	54	0	0	250
0259 TROY PCT 020	201	0	0	40	194	0	0	47	168	157	146	146	0	0	347
0260 TROY PCT 021	205	0	0	69	196	0	0	78	164	145	139	135	0	0	513
0261 TROY PCT 022	64	0	0	8	61	0	0	11	57	51	46	50	0	0	84

I, the undersigned do hereby certify that on April 27, 2021, I canvassed the returns of an election held on April 6, 2021 for TROY TOWNSHIP, and I proclaim that a total of **4,768** voters requested and received ballots and I do further certify the number of votes received for each candidate for this office, **and the winners are denoted with an asterisk next to his or her name.**

I further certify that the above is a true and complete Abstract of Votes and was prepared in my presence on April 27, 2021.

Lauren Staley Ferry
 Lauren Staley Ferry, County Clerk
 The County of Will, Illinois

ABSTRACT OF VOTES

WILL COUNTY, ILLINOIS
 CONSOLIDATED ELECTION
 APRIL 6, 2021

OFFICIAL RESULTS

RUN DATE:04/21/21 12:30 PM

REPORT-EL86 PAGE 215

	VOTES	PERCENT		VOTES	PERCENT
01 = BALLOTS CAST	1,177		WASHINGTON TOWNSHIP ASSESSOR		
WASHINGTON TOWNSHIP SUPERVISOR			VOTE FOR NOT MORE THAN 1		
VOTE FOR NOT MORE THAN 1			10 = PATRICIA PETERS*	906	100.00
02 = MICHAEL E. STANULA*	913	100.00	11 = No Candidate	0	
03 = No Candidate	0		12 = OVER VOTES	0	
04 = OVER VOTES	0		13 = UNDER VOTES	271	
05 = UNDER VOTES	264				
WASHINGTON TOWNSHIP CLERK					
VOTE FOR NOT MORE THAN 1					
06 = JOSEPH W. BURGESS*	924	100.00			
07 = No Candidate	0				
08 = OVER VOTES	0				
09 = UNDER VOTES	253				

	01	02	03	04	05	06	07	08	09	10	11	12	13
0262 WASHINGTON PCT 001	433	335	0	0	98	343	0	0	90	331	0	0	102
0263 WASHINGTON PCT 002	367	275	0	0	92	274	0	0	93	271	0	0	96
0264 WASHINGTON PCT 003	377	303	0	0	74	307	0	0	70	304	0	0	73

ABSTRACT OF VOTES

WILL COUNTY, ILLINOIS
 CONSOLIDATED ELECTION
 APRIL 6, 2021

OFFICIAL RESULTS

RUN DATE:04/21/21 12:30 PM

REPORT-EL86 PAGE 216

		VOTES	PERCENT													VOTES	PERCENT			
WASHINGTON TOWNSHIP HIGHWAY COMMISSIONER				WASHINGTON TOWNSHIP TRUSTEE																
VOTE FOR NOT MORE THAN 1				VOTE FOR NOT MORE THAN 4																
01 = MICHAEL R. SMITH*		703	63.97	10 = TRACY HELDT*												768	25.72			
02 = No Candidate		0		11 = MARK HERLITZ*												708	23.71			
03 = JAMES A. SCHOENBECK		396	36.03	12 = GEORGE OBRADOVICH*												743	24.88			
04 = OVER VOTES		0		13 = TERESA PETERSON*												767	25.69			
05 = UNDER VOTES		78		14 = No Candidate												0				
WASHINGTON TOWNSHIP COLLECTOR				15 = OVER VOTES												0				
VOTE FOR NOT MORE THAN 1				16 = UNDER VOTES												1,722				
06 = No Candidate		0		-----																
07 = No Candidate		0		01	02	03	04	05	06	07	08	09	10	11	12	13	14	15	16	
08 = OVER VOTES		0		-----																
09 = UNDER VOTES		1,177		0262 WASHINGTON PCT 001	255	0	142	0	36	0	0	0	433	273	255	271	270	0	0	663
				0263 WASHINGTON PCT 002	217	0	124	0	26	0	0	0	367	225	206	234	219	0	0	584
				0264 WASHINGTON PCT 003	231	0	130	0	16	0	0	0	377	270	247	238	278	0	0	475

		VOTES		PERCENT				VOTES		PERCENT	
WASHINGTON TOWNSHIP COMMUNITY BUILDING MANAGER											
VOTE FOR NOT MORE THAN 3											
01 = DANIEL WATERMAN*				711	35.27						
02 = STACY MAZUREK*				617	30.61	04 = OVER VOTES			0		
03 = TERESA PETERSON*				688	34.13	05 = UNDER VOTES			1,515		

	01	02	03	04	05						

0262 WASHINGTON PCT 001	258	222	247	0	572						
0263 WASHINGTON PCT 002	209	199	193	0	500						
0264 WASHINGTON PCT 003	244	196	248	0	443						

I, the undersigned do hereby certify that on April 27, 2021, I canvassed the returns of an election held on April 6, 2021 for WASHINGTON TOWNSHIP, and I proclaim that a total of **1,177** voters requested and received ballots and I do further certify the number of votes received for each candidate for this office, **and the winners are denoted with an asterisk next to his or her name.**

I further certify that the above is a true and complete Abstract of Votes and was prepared in my presence on April 27, 2021.

Lauren Staley Ferry
 Lauren Staley Ferry, County Clerk
 The County of Will, Illinois

	VOTES	PERCENT		VOTES	PERCENT
01 = BALLOTS CAST	131		WESLEY TOWNSHIP HIGHWAY COMMISSIONER		
WESLEY TOWNSHIP SUPERVISOR			VOTE FOR NOT MORE THAN 1		
VOTE FOR NOT MORE THAN 1			11 = JEFFREY SORENSEN*	119	100.00
02 = MIKE MEDLIN*	117	100.00	12 = OVER VOTES	0	
03 = OVER VOTES	0		13 = UNDER VOTES	12	
04 = UNDER VOTES	14		WESLEY TOWNSHIP COLLECTOR		
WESLEY TOWNSHIP CLERK			VOTE FOR NOT MORE THAN 1		
VOTE FOR NOT MORE THAN 1			14 = No Candidate	0	
05 = SHERRY YAKIMA*	114	100.00	15 = OVER VOTES	0	
06 = OVER VOTES	0		16 = UNDER VOTES	131	
07 = UNDER VOTES	17				
WESLEY TOWNSHIP ASSESSOR					
VOTE FOR NOT MORE THAN 1					
08 = No Candidate	0				
09 = OVER VOTES	0				
10 = UNDER VOTES	131				

01	02	03	04	05	06	07	08	09	10	11	12	13	14	15	16	

131	117	0	14	114	0	17	0	0	131	119	0	12	0	0	131	

0265 WESLEY PCT 001

ABSTRACT OF VOTES

WILL COUNTY, ILLINOIS
CONSOLIDATED ELECTION
APRIL 6, 2021

OFFICIAL RESULTS

RUN DATE:04/21/21 12:30 PM

REPORT-EL86 PAGE 219

WESLEY TOWNSHIP TRUSTEE
VOTE FOR NOT MORE THAN 4
01 = KATHLEEN KENNEDY*
02 = WILLIAM STRAWSON*
03 = LEONARD McCUBBIN*

VOTES PERCENT

VOTES PERCENT

62 18.90 04 = MICHAEL BECCUE*
95 28.96 05 = OVER VOTES
94 28.66 06 = UNDER VOTES

77 23.48
0
196

01	02	03	04	05	06	

62	95	94	77	0	196	

0265 WESLEY PCT 001

I, the undersigned do hereby certify that on April 27, 2021, I canvassed the returns of an election held on April 6, 2021 for WESLEY TOWNSHIP, and I proclaim that a total of **131** voters requested and received ballots and I do further certify the number of votes received for each candidate for this office, **and the winners are denoted with an asterisk next to his or her name.**

I further certify that the above is a true and complete Abstract of Votes and was prepared in my presence on April 27, 2021.

Lauren Staley Ferry
Lauren Staley Ferry, County Clerk
The County of Will, Illinois

	VOTES	PERCENT		VOTES	PERCENT
01 = BALLOTS CAST	11,859		WHEATLAND TOWNSHIP ASSESSOR		
WHEATLAND TOWNSHIP SUPERVISOR			VOTE FOR NOT MORE THAN 1		
VOTE FOR NOT MORE THAN 1			10 = CHUCK KERN*	8,127	100.00
02 = JEFF KOHL	5,367	47.61	11 = No Candidate	0	
03 = MICHAEL CROWNER*	5,905	52.39	12 = OVER VOTES	0	
04 = OVER VOTES	0		13 = UNDER VOTES	3,732	
05 = UNDER VOTES	587				
WHEATLAND TOWNSHIP CLERK					
VOTE FOR NOT MORE THAN 1					
06 = JACOB SNITKO	5,174	45.62			
07 = ANITA S. LISKEY*	6,167	54.38			
08 = OVER VOTES	0				
09 = UNDER VOTES	518				

	01	02	03	04	05	06	07	08	09	10	11	12	13
0266 WHEATLAND PCT 001	354	151	179	0	24	150	178	0	26	230	0	0	124
0267 WHEATLAND PCT 002	654	276	345	0	33	270	364	0	20	452	0	0	202
0268 WHEATLAND PCT 003	322	143	159	0	20	142	165	0	15	213	0	0	109
0269 WHEATLAND PCT 004	240	76	146	0	18	69	160	0	11	149	0	0	91
0270 WHEATLAND PCT 005	351	150	175	0	26	142	190	0	19	236	0	0	115
0271 WHEATLAND PCT 006	337	177	153	0	7	173	161	0	3	261	0	0	76
0272 WHEATLAND PCT 007	265	134	113	0	18	131	118	0	16	183	0	0	82
0273 WHEATLAND PCT 008	289	118	148	0	23	123	147	0	19	175	0	0	114
0274 WHEATLAND PCT 009	405	175	213	0	17	167	221	0	17	262	0	0	143
0275 WHEATLAND PCT 010	321	166	141	0	14	155	156	0	10	216	0	0	105
0276 WHEATLAND PCT 011	676	280	336	0	60	257	377	0	42	461	0	0	215
0277 WHEATLAND PCT 012	327	133	171	0	23	125	180	0	22	214	0	0	113
0278 WHEATLAND PCT 013	305	157	138	0	10	154	147	0	4	231	0	0	74
0279 WHEATLAND PCT 014	425	197	198	0	30	179	217	0	29	285	0	0	140
0280 WHEATLAND PCT 015	394	176	193	0	25	176	202	0	16	254	0	0	140
0281 WHEATLAND PCT 016	284	173	108	0	3	169	110	0	5	218	0	0	66
0282 WHEATLAND PCT 017	316	147	155	0	14	146	155	0	15	212	0	0	104
0283 WHEATLAND PCT 018	317	146	154	0	17	134	169	0	14	213	0	0	104
0284 WHEATLAND PCT 019	351	111	234	0	6	107	237	0	7	210	0	0	141
0285 WHEATLAND PCT 020	256	135	106	0	15	130	114	0	12	177	0	0	79
0286 WHEATLAND PCT 021	305	121	169	0	15	118	175	0	12	197	0	0	108
0287 WHEATLAND PCT 022	529	219	289	0	21	211	295	0	23	367	0	0	162
0288 WHEATLAND PCT 023	225	98	119	0	8	97	119	0	9	158	0	0	67
0289 WHEATLAND PCT 024	260	147	104	0	9	139	109	0	12	186	0	0	74
0290 WHEATLAND PCT 025	242	138	98	0	6	135	95	0	12	195	0	0	47
0291 WHEATLAND PCT 026	370	214	148	0	8	214	148	0	8	271	0	0	99
0292 WHEATLAND PCT 027	555	203	322	0	30	194	333	0	28	379	0	0	176
0293 WHEATLAND PCT 028	358	221	127	0	10	215	130	0	13	292	0	0	66
0294 WHEATLAND PCT 029	395	222	160	0	13	215	168	0	12	295	0	0	100
0295 WHEATLAND PCT 030	348	210	119	0	19	205	120	0	23	272	0	0	76
0296 WHEATLAND PCT 031	185	57	124	0	4	55	124	0	6	117	0	0	68
0297 WHEATLAND PCT 032	274	91	164	0	19	87	172	0	15	184	0	0	90
0298 WHEATLAND PCT 033	283	82	193	0	8	73	200	0	10	164	0	0	119
0299 WHEATLAND PCT 034	341	123	204	0	14	117	211	0	13	198	0	0	143

WHEATLAND TOWNSHIP HIGHWAY COMMISSIONER		VOTES	PERCENT	WHEATLAND TOWNSHIP COLLECTOR		VOTES	PERCENT
VOTE FOR NOT MORE THAN 1				VOTE FOR NOT MORE THAN 1			
01 = BILL ALSTROM		5,639	49.79	05 = DAVID J. SCRIVEN-YOUNG*		5,701	50.83
02 = THOMAS WIESER*		5,686	50.21	06 = ARIAN AHMADPOUR		5,514	49.17
03 = OVER VOTES		1		07 = OVER VOTES		4	
04 = UNDER VOTES		533		08 = UNDER VOTES		640	

	01	02	03	04	05	06	07	08
0266 WHEATLAND PCT 001	176	163	0	15	159	170	0	25
0267 WHEATLAND PCT 002	311	324	0	19	319	302	0	33
0268 WHEATLAND PCT 003	149	160	0	13	145	158	0	19
0269 WHEATLAND PCT 004	76	149	0	15	83	141	0	16
0270 WHEATLAND PCT 005	150	178	0	23	155	167	0	29
0271 WHEATLAND PCT 006	208	126	0	3	191	138	0	8
0272 WHEATLAND PCT 007	139	114	0	12	146	105	0	14
0273 WHEATLAND PCT 008	128	140	0	21	131	136	0	22
0274 WHEATLAND PCT 009	185	203	0	17	186	201	0	18
0275 WHEATLAND PCT 010	166	139	1	15	178	127	0	16
0276 WHEATLAND PCT 011	291	334	0	51	298	324	0	54
0277 WHEATLAND PCT 012	127	173	0	27	139	162	0	26
0278 WHEATLAND PCT 013	185	117	0	3	178	119	0	8
0279 WHEATLAND PCT 014	195	206	0	24	207	188	1	29
0280 WHEATLAND PCT 015	178	200	0	16	196	175	0	23
0281 WHEATLAND PCT 016	195	87	0	2	174	103	0	7
0282 WHEATLAND PCT 017	154	148	0	14	163	141	0	12
0283 WHEATLAND PCT 018	151	154	0	12	154	143	0	20
0284 WHEATLAND PCT 019	112	229	0	10	119	219	0	13
0285 WHEATLAND PCT 020	142	102	0	12	136	106	0	14
0286 WHEATLAND PCT 021	131	158	0	16	138	148	3	16
0287 WHEATLAND PCT 022	226	278	0	25	220	285	0	24
0288 WHEATLAND PCT 023	106	109	0	10	109	106	0	10
0289 WHEATLAND PCT 024	163	86	0	11	152	96	0	12
0290 WHEATLAND PCT 025	142	92	0	8	137	90	0	15
0291 WHEATLAND PCT 026	231	131	0	8	230	132	0	8
0292 WHEATLAND PCT 027	201	322	0	32	208	310	0	37
0293 WHEATLAND PCT 028	227	117	0	14	225	115	0	18
0294 WHEATLAND PCT 029	220	162	0	13	217	161	0	17
0295 WHEATLAND PCT 030	213	113	0	22	221	106	0	21
0296 WHEATLAND PCT 031	58	119	0	8	62	115	0	8
0297 WHEATLAND PCT 032	100	157	0	17	106	148	0	20
0298 WHEATLAND PCT 033	82	187	0	14	85	185	0	13
0299 WHEATLAND PCT 034	121	209	0	11	134	192	0	15

		WHEATLAND TOWNSHIP TRUSTEE											
		VOTES PERCENT										VOTES PERCENT	
VOTE FOR NOT MORE THAN 4													
01 = GREGORY C. NICHOLS		5,165	12.35	06 = KHADIJA SUFI	5,139	12.28							
02 = COLLEEN M. ROTKIS*		5,268	12.59	07 = TERRY JONES*	5,351	12.79							
03 = WENDELL HARKINS		4,846	11.58	08 = STEVEN BAUN	5,205	12.44							
04 = MEGHNA BANSAL*		5,232	12.51	09 = OVER VOTES	9								
05 = KELLY HICKEY*		5,632	13.46	10 = UNDER VOTES	5,562								
		01	02	03	04	05	06	07	08	09	10		
0266 WHEATLAND PCT 001		143	152	135	138	167	167	180	166	0	168		
0267 WHEATLAND PCT 002		294	300	267	278	345	296	317	334	0	185		
0268 WHEATLAND PCT 003		134	136	135	166	135	142	137	134	0	169		
0269 WHEATLAND PCT 004		75	78	68	80	139	132	131	133	0	124		
0270 WHEATLAND PCT 005		147	143	133	158	163	155	149	145	0	211		
0271 WHEATLAND PCT 006		183	183	165	165	159	131	149	145	0	68		
0272 WHEATLAND PCT 007		133	134	123	130	108	101	108	108	0	115		
0273 WHEATLAND PCT 008		123	124	112	122	143	136	139	134	0	123		
0274 WHEATLAND PCT 009		169	169	162	165	204	196	207	200	0	148		
0275 WHEATLAND PCT 010		149	154	151	164	139	131	129	131	1	132		
0276 WHEATLAND PCT 011		254	263	234	342	304	261	293	278	0	475		
0277 WHEATLAND PCT 012		120	122	112	143	156	147	156	147	1	201		
0278 WHEATLAND PCT 013		155	157	151	161	129	114	123	118	0	112		
0279 WHEATLAND PCT 014		176	179	167	190	208	174	192	190	1	220		
0280 WHEATLAND PCT 015		174	156	151	173	187	176	168	169	1	218		
0281 WHEATLAND PCT 016		165	164	156	160	110	97	104	99	0	81		
0282 WHEATLAND PCT 017		148	152	142	153	143	129	139	125	1	129		
0283 WHEATLAND PCT 018		143	152	138	130	160	131	135	143	1	132		
0284 WHEATLAND PCT 019		109	112	102	101	211	213	209	201	0	146		
0285 WHEATLAND PCT 020		134	140	131	144	106	91	91	86	0	101		
0286 WHEATLAND PCT 021		123	125	111	131	158	143	158	153	0	118		
0287 WHEATLAND PCT 022		209	196	190	203	264	256	264	238	1	292		
0288 WHEATLAND PCT 023		95	104	94	94	115	99	102	109	0	88		
0289 WHEATLAND PCT 024		130	141	125	140	100	90	96	92	0	126		
0290 WHEATLAND PCT 025		139	135	125	123	96	78	83	83	1	102		
0291 WHEATLAND PCT 026		200	219	198	208	141	126	134	127	0	127		
0292 WHEATLAND PCT 027		190	193	164	169	295	282	289	271	0	367		
0293 WHEATLAND PCT 028		200	212	198	180	130	110	118	110	0	174		
0294 WHEATLAND PCT 029		202	202	188	189	173	154	159	159	1	150		
0295 WHEATLAND PCT 030		210	216	196	194	114	98	103	106	0	155		
0296 WHEATLAND PCT 031		57	63	54	61	112	101	104	102	0	86		
0297 WHEATLAND PCT 032		88	100	84	86	150	131	139	141	0	177		
0298 WHEATLAND PCT 033		68	70	67	70	180	169	170	163	0	175		
0299 WHEATLAND PCT 034		126	122	117	121	188	182	176	165	0	167		

I, the undersigned do hereby certify that on April 27, 2021, I canvassed the returns of an election held on April 6, 2021 for WHEATLAND TOWNSHIP, and I proclaim that a total of **11,859** voters requested and received ballots and I do further certify the number of votes received for each candidate for this office, **and the winners are denoted with an asterisk next to his or her name.**

I further certify that the above is a true and complete Abstract of Votes and was prepared in my presence on April 27, 2021.

Lauren Staley Ferry
 Lauren Staley Ferry, County Clerk
 The County of Will, Illinois

ABSTRACT OF VOTES

WILL COUNTY, ILLINOIS
CONSOLIDATED ELECTION
APRIL 6, 2021

OFFICIAL RESULTS

RUN DATE:04/21/21 12:30 PM

REPORT-EL86 PAGE 223

	VOTES	PERCENT		VOTES	PERCENT
01 = BALLOTS CAST	169		WILL TOWNSHIP ASSESSOR		
WILL TOWNSHIP SUPERVISOR			VOTE FOR NOT MORE THAN 1		
VOTE FOR NOT MORE THAN 1			10 = HELEN HEISNER*	138	100.00
02 = BRIAN CANN*	144	100.00	11 = No Candidate	0	
03 = No Candidate	0		12 = OVER VOTES	0	
04 = OVER VOTES	0		13 = UNDER VOTES	31	
05 = UNDER VOTES	25				
WILL TOWNSHIP CLERK					
VOTE FOR NOT MORE THAN 1					
06 = ROBERT OGALLA*	140	100.00			
07 = No Candidate	0				
08 = OVER VOTES	0				
09 = UNDER VOTES	29				

01	02	03	04	05	06	07	08	09	10	11	12	13

169	144	0	0	25	140	0	0	29	138	0	0	31

0300 WILL PCT 001

		VOTES	PERCENT			VOTES	PERCENT									
WILL TOWNSHIP HIGHWAY COMMISSIONER				WILL TOWNSHIP TRUSTEE												
VOTE FOR NOT MORE THAN 1				VOTE FOR NOT MORE THAN 4												
01 = BRUCE HAMANN*		134	100.00	09 = WARREN ASBRAND*		118	25.54									
02 = No Candidate		0		10 = ANDREA GOEKE*		118	25.54									
03 = OVER VOTES		0		11 = PAUL T. KWIATKOWSKI*		111	24.03									
04 = UNDER VOTES		35		12 = HOLLY M. MAVES*		115	24.89									
WILL TOWNSHIP COLLECTOR				13 = No Candidate		0										
VOTE FOR NOT MORE THAN 1				14 = OVER VOTES		0										
05 = No Candidate		0		15 = UNDER VOTES		214										
06 = No Candidate		0														
07 = OVER VOTES		0														
08 = UNDER VOTES		169														

		01	02	03	04	05	06	07	08	09	10	11	12	13	14	15
0300 WILL PCT 001		134	0	0	35	0	0	0	169	118	118	111	115	0	0	214

I, the undersigned do hereby certify that on April 27, 2021, I canvassed the returns of an election held on April 6, 2021 for WILL TOWNSHIP, and I proclaim that a total of **169** voters requested and received ballots and I do further certify the number of votes received for each candidate for this office, **and the winners are denoted with an asterisk next to his or her name.**

I further certify that the above is a true and complete Abstract of Votes and was prepared in my presence on April 27, 2021.

Lauren Staley Ferry
 Lauren Staley Ferry, County Clerk
 The County of Will, Illinois

ABSTRACT OF VOTES

WILL COUNTY, ILLINOIS
 CONSOLIDATED ELECTION
 APRIL 6, 2021

OFFICIAL RESULTS

RUN DATE:04/21/21 12:30 PM

REPORT-EL86 PAGE 225

	VOTES	PERCENT		VOTES	PERCENT
01 = BALLOTS CAST	1,009		WILMINGTON TOWNSHIP ASSESSOR		
WILMINGTON TOWNSHIP SUPERVISOR			VOTE FOR NOT MORE THAN 1		
VOTE FOR NOT MORE THAN 1			10 = No Candidate	0	
02 = No Candidate	0		11 = No Candidate	0	
03 = JOHN PERSIC, JR.*	859	100.00	12 = OVER VOTES	0	
04 = OVER VOTES	0		13 = UNDER VOTES	1,009	
05 = UNDER VOTES	150				
WILMINGTON TOWNSHIP CLERK					
VOTE FOR NOT MORE THAN 1					
06 = No Candidate	0				
07 = LYN ALLOTT*	799	100.00			
08 = OVER VOTES	0				
09 = UNDER VOTES	210				

	01	02	03	04	05	06	07	08	09	10	11	12	13
0301 WILMINGTON PCT 001	291	0	249	0	42	0	229	0	62	0	0	0	291
0302 WILMINGTON PCT 002	243	0	206	0	37	0	196	0	47	0	0	0	243
0303 WILMINGTON PCT 003	475	0	404	0	71	0	374	0	101	0	0	0	475

		VOTES	PERCENT			VOTES	PERCENT								
WILMINGTON TOWNSHIP HIGHWAY COMMISSIONER				WILMINGTON TOWNSHIP TRUSTEE											
VOTE FOR NOT MORE THAN 1				VOTE FOR NOT MORE THAN 4											
01 = No Candidate		0		09 = JOANNE FITZPATRICK*		530	21.01								
02 = WILLIAM WEIDLING*		834	100.00	10 = JOHN G. CAIRNS*		463	18.35								
03 = OVER VOTES		0		11 = TERRIE CAIRNS		422	16.73								
04 = UNDER VOTES		175		12 = SUSAN CRAGG*		604	23.94								
WILMINGTON TOWNSHIP COLLECTOR				13 = SHERRI A. MICHAELS*											
VOTE FOR NOT MORE THAN 1				14 = OVER VOTES											
05 = No Candidate		0		15 = UNDER VOTES											
06 = No Candidate		0				3									
07 = OVER VOTES		0				1,501									
08 = UNDER VOTES		1,009													

	01	02	03	04	05	06	07	08	09	10	11	12	13	14	15
0301 WILMINGTON PCT 001	0	238	0	53	0	0	0	291	155	143	130	162	135	2	431
0302 WILMINGTON PCT 002	0	198	0	45	0	0	0	243	118	97	94	148	128	0	387
0303 WILMINGTON PCT 003	0	398	0	77	0	0	0	475	257	223	198	294	241	1	683

I, the undersigned do hereby certify that on April 27, 2021, I canvassed the returns of an election held on April 6, 2021 for WILMINGTON TOWNSHIP, and I proclaim that a total of **1,009** voters requested and received ballots and I do further certify the number of votes received for each candidate for this office, **and the winners are denoted with an asterisk next to his or her name.**

I further certify that the above is a true and complete Abstract of Votes and was prepared in my presence on April 27, 2021.

Lauren Staley Ferry
 Lauren Staley Ferry, County Clerk
 The County of Will, Illinois

01 = BALLOTS CAST
 WILTON TOWNSHIP SUPERVISOR
 VOTE FOR NOT MORE THAN 1
 02 = No Candidate
 03 = No Candidate
 04 = GYNITH BORDEN*
 05 = OVER VOTES
 06 = UNDER VOTES
 WILTON TOWNSHIP CLERK
 VOTE FOR NOT MORE THAN 1
 07 = No Candidate
 08 = No Candidate
 09 = JODY THATCHER*
 10 = OVER VOTES
 11 = UNDER VOTES

VOTES PERCENT
 113
 0
 0
 96 100.00
 0
 17
 0
 0
 94 100.00
 0
 19

VOTES PERCENT
 0
 0
 0
 113

01	02	03	04	05	06	07	08	09	10	11	12	13	14	15

113	0	0	96	0	17	0	0	94	0	19	0	0	0	113

0304 WILTON PCT 001

ABSTRACT OF VOTES

WILL COUNTY, ILLINOIS
 CONSOLIDATED ELECTION
 APRIL 6, 2021

OFFICIAL RESULTS

RUN DATE:04/21/21 12:30 PM

REPORT-EL86 PAGE 228

WILTON TOWNSHIP HIGHWAY COMMISSIONER		VOTES	PERCENT	WILTON TOWNSHIP TRUSTEE		VOTES	PERCENT
VOTE FOR NOT MORE THAN 1				VOTE FOR NOT MORE THAN 4			
01 = No Candidate		0		10 = STEPHEN QUIGLEY*		77	32.63
02 = No Candidate		0		11 = MICHAEL McKINNEY*		83	35.17
03 = RAYMOND J. NUGENT JR.*		92	100.00	12 = KELLY FARMER*		76	32.20
04 = OVER VOTES		0		13 = No Candidate		0	
05 = UNDER VOTES		21		14 = OVER VOTES		0	
WILTON TOWNSHIP COLLECTOR				15 = UNDER VOTES		216	
VOTE FOR NOT MORE THAN 1							
06 = No Candidate		0					
07 = No Candidate		0					
08 = OVER VOTES		0					
09 = UNDER VOTES		113					

01	02	03	04	05	06	07	08	09	10	11	12	13	14	15

0	0	92	0	21	0	0	0	113	77	83	76	0	0	216

0304 WILTON PCT 001

ABSTRACT OF VOTES

WILL COUNTY, ILLINOIS
CONSOLIDATED ELECTION
APRIL 6, 2021

OFFICIAL RESULTS

RUN DATE:04/21/21 12:30 PM

REPORT-EL86 PAGE 229

				VOTES	PERCENT			VOTES	PERCENT
WILTON TOWNSHIP COMMUNITY BUILDING MANAGER									
VOTE FOR NOT MORE THAN 1									
01 = No Candidate				0					
02 = OVER VOTES				0		03 = UNDER VOTES		113	

				01	02	03			

0304 WILTON PCT 001				0	0	113			

I, the undersigned do hereby certify that on April 27, 2021, I canvassed the returns of an election held on April 6, 2021 for WILTON TOWNSHIP, and I proclaim that a total of **113** voters requested and received ballots and I do further certify the number of votes received for each candidate for this office, **and the winners are denoted with an asterisk next to his or her name.**

I further certify that the above is a true and complete Abstract of Votes and was prepared in my presence on April 27, 2021.

Lauren Staley Ferry
 Lauren Staley Ferry, County Clerk
 The County of Will, Illinois

PARK DISTRICTS



LAUREN STALEY FERRY

WILL COUNTY CLERK

thewillcountyclerk.com

		VOTES PERCENT						BOLINGBROOK PARK COMMISSIONER	
01 = BALLOTS CAST		11,177						VOTE FOR NOT MORE THAN 2	
								02 = JACOB "JAKE" McVEY*	
								03 = CHRISTIAN J. CAIRY*	
								04 = SAUD GAZANFER	
								05 = OVER VOTES	
								06 = UNDER VOTES	
		01	02	03	04	05	06	VOTES	PERCENT
0022 DU PAGE PCT 004		287	157	140	111	0	166		
0023 DU PAGE PCT 005		340	215	208	90	0	167		
0024 DU PAGE PCT 006		365	215	203	124	1	186		
0026 DU PAGE PCT 008		390	186	211	147	0	236		
0027 DU PAGE PCT 009		275	160	140	104	0	146		
0028 DU PAGE PCT 010		508	236	238	260	1	280	6,251	38.31
0029 DU PAGE PCT 011		363	235	211	112	1	166	5,946	36.44
0030 DU PAGE PCT 012		336	215	201	91	0	165	4,118	25.24
0031 DU PAGE PCT 013		365	222	240	111	0	157		
0032 DU PAGE PCT 014		432	237	219	168	1	238		
0033 DU PAGE PCT 015		370	215	211	138	0	176		
0034 DU PAGE PCT 016		452	228	201	199	1	274		
0035 DU PAGE PCT 017		458	249	231	194	0	242		
0036 DU PAGE PCT 018		377	236	235	120	0	163		
0037 DU PAGE PCT 019		329	207	194	89	0	168		
0038 DU PAGE PCT 020		270	153	138	91	0	158		
0039 DU PAGE PCT 021		325	200	183	106	0	161		
0040 DU PAGE PCT 022		400	240	231	129	1	198		
0041 DU PAGE PCT 023		492	253	249	198	0	284		
0042 DU PAGE PCT 024		337	194	178	126	0	176		
0043 DU PAGE PCT 025		314	180	178	108	0	162		
0044 DU PAGE PCT 026		297	197	176	93	0	128		
0045 DU PAGE PCT 027		344	175	162	132	1	217		
0046 DU PAGE PCT 028		282	180	172	86	0	126		
0047 DU PAGE PCT 029		459	241	205	187	0	285		
0048 DU PAGE PCT 030		296	159	162	109	0	162		
0049 DU PAGE PCT 031		279	159	143	92	0	164		
0051 DU PAGE PCT 033		0	0	0	0	0	0		
0284 WHEATLAND PCT 019		351	163	160	168	0	211		
0287 WHEATLAND PCT 022		529	272	265	218	0	303		
0292 WHEATLAND PCT 027		555	272	261	217	0	360		

I, the undersigned do hereby certify that on April 27, 2021, I canvassed the returns of an election held on April 6, 2021 for BOLINGBROOK PARK DISTRICT, and I proclaim that a total of **11,177** voters requested and received ballots and I do further certify the number of votes received for each candidate for this office, **and the winners are denoted with an asterisk next to his or her name.**

I further certify that the above is a true and complete Abstract of Votes and was prepared in my presence on April 27, 2021.

Lauren Staley Ferry
 Lauren Staley Ferry, County Clerk
 The County of Will, Illinois

VOTES PERCENT

VOTES PERCENT

01 = BALLOTS CAST

785

BRAIDWOOD PARK COMMISSIONER

VOTE FOR NOT MORE THAN 2

02 = CHRISTOPHER J. EARLEY*

511 47.76

03 = JOSHUA JAMES BOLATTO*

559 52.24

04 = OVER VOTES

0

05 = UNDER VOTES

500

	01	02	03	04	05
0237 REED PCT 001	229	148	164	0	146
0238 REED PCT 002	285	195	200	0	175
0239 REED PCT 003	271	168	195	0	179

I, the undersigned do hereby certify that on April 27, 2021, I canvassed the returns of an election held on April 6, 2021 for BRAIDWOOD PARK DISTRICT, and I proclaim that a total of **785** voters requested and received ballots and I do further certify the number of votes received for each candidate for this office, **and the winners are denoted with an asterisk next to his or her name.**

I further certify that the above is a true and complete Abstract of Votes and was prepared in my presence on April 27, 2021.

Lauren Staley Ferry
Lauren Staley Ferry, County Clerk
The County of Will, Illinois

VOTES PERCENT

VOTES PERCENT

01 = BALLOTS CAST

654

CHANNAHON PARK COMMISSIONER

VOTE FOR NOT MORE THAN 2

02 = RONALD DEAN LEHMAN*

03 = ROBERT BABICH*

04 = OVER VOTES

05 = UNDER VOTES

489 52.19

448 47.81

0

371

	01	02	03	04	05
0001 CHANNAHON PCT 001	116	83	74	0	75
0002 CHANNAHON PCT 002	157	124	117	0	73
0003 CHANNAHON PCT 003	129	92	78	0	88
0004 CHANNAHON PCT 004	105	79	77	0	54
0005 CHANNAHON PCT 005	78	50	48	0	58
0242 TROY PCT 003	69	61	54	0	23

I, the undersigned do hereby certify that on April 27, 2021, I canvassed the returns of an election held on April 6, 2021 for CHANNAHON PARK DISTRICT, and I proclaim that a total of **730** voters requested and received ballots and I do further certify the number of votes received for each candidate for this office, **and the winners are denoted with an asterisk next to his or her name.**

I further certify that the above is a true and complete Abstract of Votes and was prepared in my presence on April 27, 2021.

Lauren Staley Ferry
 Lauren Staley Ferry, County Clerk
 The County of Will, Illinois

Statement of Votes Cast
 Grundy County, IL
 Consolidated Election
 April 6, 2021

Date:04/21/21
 Time:11:07:09
 Page:412 of 604

SOVC For Jurisdiction Wide, All Counters, All Races
 Official Results

	TRUSTEE - WAUPONSEE		COMM-CHANNAHON PARK									
	GARY LOWERY (REP)		Reg. Voters	Vote For	Times Counted	Total Votes	Times Over Voted	Number Of Under Votes	RONALD DEAN LEHMAN (IND)	ROBERT BABICH (IND)		
Total SARATOGA 02	-		-	-	-	-	-	-	-	-		
Polling	-		-	-	-	-	-	-	-	-		
EARLY-GRACE-VBM	-		-	-	-	-	-	-	-	-		
POST ELECTION	-		-	-	-	-	-	-	-	-		
Total SARATOGA 03	-		-	-	-	-	-	-	-	-		
Polling	-		-	-	-	-	-	-	-	-		
EARLY-GRACE-VBM	-		-	-	-	-	-	-	-	-		
POST ELECTION	-		-	-	-	-	-	-	-	-		
Total SARATOGA 04	-		-	-	-	-	-	-	-	-		
Polling	-		-	-	-	-	-	-	-	-		
EARLY-GRACE-VBM	-		-	-	-	-	-	-	-	-		
POST ELECTION	-		-	-	-	-	-	-	-	-		
Total SARATOGA 05	-		-	-	-	-	-	-	-	-		
Polling	-		-	-	-	-	-	-	-	-		
EARLY-GRACE-VBM	-		-	-	-	-	-	-	-	-		
POST ELECTION	-		-	-	-	-	-	-	-	-		
Total VIENNA 01	-		-	-	-	-	-	-	-	-		
Polling	-		-	-	-	-	-	-	-	-		
EARLY-GRACE-VBM	-		-	-	-	-	-	-	-	-		
POST ELECTION	-		-	-	-	-	-	-	-	-		
Total WAUPONSEE 01	-		-	-	-	-	-	-	-	-		
Polling	42	22.83%	-	-	-	-	-	-	-	-		
EARLY-GRACE-VBM	5	23.81%	-	-	-	-	-	-	-	-		
POST ELECTION	1	25.00%	-	-	-	-	-	-	-	-		
Total WAUPONSEE 02	48	22.97%	-	-	-	-	-	-	-	-		
Polling	29	23.58%	-	-	-	-	-	-	-	-		
EARLY-GRACE-VBM	2	25.00%	-	-	-	-	-	-	-	-		
POST ELECTION	0		-	-	-	-	-	-	-	-		
Total	31	23.66%	-	-	-	-	-	-	-	-		
Total												
Polling	71	23.13%	2053	6	64	80	0	48	38	47.50%	42	52.50%
EARLY-GRACE-VBM	7	24.14%	2053	6	10	12	0	8	6	50.00%	6	50.00%
POST ELECTION	1	25.00%	2053	6	2	1	0	3	1	100.00%	0	0.00%
Total	79	23.24%	2053	18	76	93	0	59	45	48.39%	48	51.61%

VOTES PERCENT

VOTES PERCENT

01 = BALLOTS CAST

1,268

CRETE PARK COMMISSIONER
 VOTE FOR NOT MORE THAN 3
 02 = MICHAEL E. SMITH*
 03 = LAURA STAWICKI*
 04 = CARRIE SHARMA*
 05 = OVER VOTES
 06 = UNDER VOTES

857 36.19
 788 33.28
 723 30.53
 0
 1,436

	01	02	03	04	05	06
0006 CRETE PCT 001	0	0	0	0	0	0
0008 CRETE PCT 003	12	8	8	5	0	15
0009 CRETE PCT 004	253	171	154	144	0	290
0010 CRETE PCT 005	238	156	144	133	0	281
0011 CRETE PCT 006	158	103	87	90	0	194
0013 CRETE PCT 008	299	210	194	173	0	320
0014 CRETE PCT 009	286	192	189	167	0	310
0016 CRETE PCT 011	22	17	12	11	0	26

I, the undersigned do hereby certify that on April 27, 2021, I canvassed the returns of an election held on April 6, 2021 for CRETE PARK DISTRICT, and I proclaim that a total of **1,268** voters requested and received ballots and I do further certify the number of votes received for each candidate for this office, **and the winners are denoted with an asterisk next to his or her name.**

I further certify that the above is a true and complete Abstract of Votes and was prepared in my presence on April 27, 2021.

Lauren Staley Ferry
 Lauren Staley Ferry, County Clerk
 The County of Will, Illinois

VOTES PERCENT

VOTES PERCENT

01 = BALLOTS CAST

1,190

CRETE RURAL PARK COMMISSIONER

VOTE FOR NOT MORE THAN 2

02 = No Candidate

03 = WRITE-IN*

04 = OVER VOTES

05 = UNDER VOTES

0

106 100.00

0

2,274

	01	02	03	04	05
0006 CRETE PCT 001	86	0	11	0	161
0010 CRETE PCT 005	5	0	0	0	10
0011 CRETE PCT 006	189	0	10	0	368
0012 CRETE PCT 007	263	0	24	0	502
0013 CRETE PCT 008	30	0	5	0	55
0014 CRETE PCT 009	6	0	0	0	12
0015 CRETE PCT 010	111	0	5	0	217
0016 CRETE PCT 011	229	0	29	0	429
0017 CRETE PCT 012	271	0	22	0	520

I, the undersigned do hereby certify that on April 27, 2021, I canvassed the returns of an election held on April 6, 2021 for CRETE RURAL PARK DISTRICT, and I proclaim that a total of **1,190** voters requested and received ballots and I do further certify the number of votes received for each candidate for this office, **and the winners are denoted with an asterisk next to his or her name.**

I further certify that the above is a true and complete Abstract of Votes and was prepared in my presence on April 27, 2021.

Lauren Staley Ferry
 Lauren Staley Ferry, County Clerk
 The County of Will, Illinois

		VOTES	PERCENT						VOTES	PERCENT
01 = BALLOTS CAST		1,076		FOX VALLEY PARK COMMISSIONER WARD 3						
FOX VALLEY PARK COMMISSIONER AT LARGE				VOTE FOR NOT MORE THAN 1						
VOTE FOR NOT MORE THAN 1				06 = No Candidate					0	
02 = No Candidate		0		07 = OVER VOTES					0	
03 = WRITE-IN		98	100.00	08 = UNDER VOTES					1,076	
04 = OVER VOTES		0								
05 = UNDER VOTES		978								

		01	02	03	04	05	06	07	08	

0296	WHEATLAND PCT 031	185	0	15	0	170	0	0	185	
0297	WHEATLAND PCT 032	272	0	27	0	245	0	0	272	
0298	WHEATLAND PCT 033	283	0	24	0	259	0	0	283	
0299	WHEATLAND PCT 034	336	0	32	0	304	0	0	336	

This political subdivision has been canvassed by the election authority in which their principal office is located.

	VOTES	PERCENT	FRANKFORT PARK REFERENDUM										VOTES	PERCENT
01 = BALLOTS CAST	4,006		VOTE FOR NOT MORE THAN 1											
FRANKFORT PARK COMMISSIONER			09 = YES*										2,181	56.52
VOTE FOR NOT MORE THAN 4			10 = NO										1,678	43.48
02 = THOMAS C. RUVOLI JR.*	1,870	19.47	11 = OVER VOTES										1	
03 = MARK PONTON*	2,005	20.88	12 = UNDER VOTES										146	
04 = ELMER J. GENTRY*	1,781	18.54												
05 = MICHAEL C. McCAREY*	2,196	22.87												
06 = BARBARA J. DUTTON	1,752	18.24												
07 = OVER VOTES	5													
08 = UNDER VOTES	6,400													
			01	02	03	04	05	06	07	08	09	10	11	12
0067 FRANKFORT PCT 011	519	253	284	254	314	217	0	754	280	222	0	17		
0072 FRANKFORT PCT 016	31	11	11	11	11	12	0	68	14	14	0	3		
0074 FRANKFORT PCT 018	356	173	191	171	200	155	0	534	161	189	0	6		
0077 FRANKFORT PCT 021	373	173	179	154	194	167	0	625	209	145	0	19		
0078 FRANKFORT PCT 022	505	238	231	223	269	234	0	825	246	236	0	23		
0079 FRANKFORT PCT 023	523	239	281	246	280	220	0	826	290	211	1	21		
0080 FRANKFORT PCT 024	79	34	38	29	39	36	0	140	37	37	0	5		
0081 FRANKFORT PCT 025	557	266	267	226	305	238	1	922	373	166	0	18		
0082 FRANKFORT PCT 026	397	177	195	171	205	175	4	649	226	155	0	16		
0083 FRANKFORT PCT 027	359	168	166	142	212	139	0	609	181	168	0	10		
0084 FRANKFORT PCT 028	281	127	153	140	158	147	0	399	162	112	0	7		
0085 GREEN GARDEN PCT 001	26	11	9	14	9	12	0	49	2	23	0	1		
0172 MONEE PCT 001	0	0	0	0	0	0	0	0	0	0	0	0		

I, the undersigned do hereby certify that on April 27, 2021, I canvassed the returns of an election held on April 6, 2021 for FRANKFORT PARK DISTRICT, and I proclaim that a total of **4,006** voters requested and received ballots and I do further certify the number of votes received for each candidate for this office, **and the winners are denoted with an asterisk next to his or her name.**

I further certify that the above is a true and complete Abstract of Votes and was prepared in my presence on April 27, 2021.

Lauren Staley Ferry
 Lauren Staley Ferry, County Clerk
 The County of Will, Illinois

I, the undersigned do hereby certify that on April 27, 2021, I canvassed the returns of an election held on April 6, 2021 for FRANKFORT PARK DISTRICT and I proclaim that a total of **4,006** voters requested and received ballots and I do further certify that the following Question of Public Policy did receive the number of votes herein recorded and has **PASSED.**

Should the Frankfort Park District, acquire and improve the site of the Borg Warner Plant, located at 300 Maple Street in Frankfort and consisting of approximately 26 acres, for the purpose of developing, improving, and operating an indoor recreational space and outdoor athletic facilities and finance the purchase and renovation of the project by issuing bonds that will result in a property tax increase?

I further certify that the above is a true and complete Abstract of Votes and was prepared in my presence on April 27, 2021.

Lauren Staley Ferry
 Lauren Staley Ferry, County Clerk
 The County of Will, Illinois

	VOTES	PERCENT		VOTES	PERCENT
01 = BALLOTS CAST	1,934		FRANKFORT SQUARE PARK COMMISSIONER UNEXP 2YR		
FRANKFORT SQUARE PARK COMMISSIONER FULL			VOTE FOR NOT MORE THAN 1		
VOTE FOR NOT MORE THAN 4			08 = BRIAN MULHERAN*	1,425	100.00
02 = KENNETH BLACKBURN*	1,211	25.23	09 = OVER VOTES	0	
03 = DAVID J. MACEK*	1,211	25.23	10 = UNDER VOTES	509	
04 = DENIS G. MOORE*	1,187	24.73			
05 = JOHN (FRANK) FLORENTINE*	1,191	24.81			
06 = OVER VOTES	0				
07 = UNDER VOTES	2,936				

	01	02	03	04	05	06	07	08	09	10
0059 FRANKFORT PCT 003	201	117	129	127	120	0	311	141	0	60
0060 FRANKFORT PCT 004	0	0	0	0	0	0	0	0	0	0
0064 FRANKFORT PCT 008	71	52	51	53	50	0	78	60	0	11
0065 FRANKFORT PCT 009	188	118	117	119	122	0	276	143	0	45
0066 FRANKFORT PCT 010	190	130	126	125	128	0	251	146	0	44
0070 FRANKFORT PCT 014	209	138	134	134	134	0	296	160	0	49
0071 FRANKFORT PCT 015	164	116	113	110	104	0	213	133	0	31
0072 FRANKFORT PCT 016	344	201	209	197	207	0	562	241	0	103
0075 FRANKFORT PCT 019	216	133	140	125	128	0	338	161	0	55
0076 FRANKFORT PCT 020	199	114	110	110	111	0	351	144	0	55
0078 FRANKFORT PCT 022	0	0	0	0	0	0	0	0	0	0
0080 FRANKFORT PCT 024	152	92	82	87	87	0	260	96	0	56

I, the undersigned do hereby certify that on April 27, 2021, I canvassed the returns of an election held on April 6, 2021 for FRANKFORT SQUARE PARK DISTRICT, and I proclaim that a total of **1,999** voters requested and received ballots and I do further certify the number of votes received for each candidate for this office, **and the winners are denoted with an asterisk next to his or her name.**

I further certify that the above is a true and complete Abstract of Votes and was prepared in my presence on April 27, 2021.

Lauren Staley Ferry
 Lauren Staley Ferry, County Clerk
 The County of Will, Illinois

1 Cmsnr., Frankfort Square Park District, 4yr.

					1	1	1	1						
		Registered	Ballots Cast	Turnout (%)	Kenneth Blackburn	David J. Macek	Denis G. Moore	John (Frank) Forentine						
9000001	Total	4	1	25.00	1	1	1	1						
9000007	Total	554	64	11.55	60	55	57	55						
Rich	Total	558	65	11.65	61	56	58	56						

1 Cmsnr., Frankfort Square Park District, 2yr.

		Registered	Ballots Cast	Turnout (%)	Brian Mulheran									
9000001	Total	4	1	25.00	1									
9000007	Total	554	64	11.55	57									
Rich	Total	558	65	11.65	58									

VOTES PERCENT

VOTES PERCENT

01 = BALLOTS CAST

21

GODLEY PARK COMMISSIONER
VOTE FOR NOT MORE THAN 1
02 = JERRY KRUG*
03 = OVER VOTES
04 = UNDER VOTES

19 100.00
0
2

01	02	03	04
21	19	0	2

0239 REED PCT 003

I, the undersigned do hereby certify that on April 27, 2021, I canvassed the returns of an election held on April 6, 2021 for GODLEY PARK DISTRICT, and I proclaim that a total of **24** voters requested and received ballots and I do further certify the number of votes received for each candidate for this office, **and the winners are denoted with an asterisk next to his or her name.**

I further certify that the above is a true and complete Abstract of Votes and was prepared in my presence on April 27, 2021.

Lauren Staley Ferry
Lauren Staley Ferry, County Clerk
The County of Will, Illinois

Statement of Votes Cast
 Grundy County, IL
 Consolidated Election
 April 6, 2021

Date:04/21/21
 Time:11:07:09
 Page:413 of 604

SOVC For Jurisdiction Wide, All Counters, All Races
 Official Results

		COMM-GODLEY PARK						
		Reg. Voters	Vote For	Times Counted	Total Votes	Times Over Voted	Number Of Under Votes	JERRY KRUG
Jurisdiction Wide								
AUX SABLE 01								
Polling		-	-	-	-	-	-	-
EARLY-GRACE-VBM		-	-	-	-	-	-	-
POST ELECTION		-	-	-	-	-	-	-
Total		-	-	-	-	-	-	-
AUX SABLE 02								
Polling		-	-	-	-	-	-	-
EARLY-GRACE-VBM		-	-	-	-	-	-	-
POST ELECTION		-	-	-	-	-	-	-
Total		-	-	-	-	-	-	-
AUX SABLE 03								
Polling		-	-	-	-	-	-	-
EARLY-GRACE-VBM		-	-	-	-	-	-	-
POST ELECTION		-	-	-	-	-	-	-
Total		-	-	-	-	-	-	-
AUX SABLE 04								
Polling		-	-	-	-	-	-	-
EARLY-GRACE-VBM		-	-	-	-	-	-	-
POST ELECTION		-	-	-	-	-	-	-
Total		-	-	-	-	-	-	-
AUX SABLE 05								
Polling		-	-	-	-	-	-	-
EARLY-GRACE-VBM		-	-	-	-	-	-	-
POST ELECTION		-	-	-	-	-	-	-
Total		-	-	-	-	-	-	-
AUX SABLE 06								
Polling		-	-	-	-	-	-	-
EARLY-GRACE-VBM		-	-	-	-	-	-	-
POST ELECTION		-	-	-	-	-	-	-
Total		-	-	-	-	-	-	-
AUX SABLE 07								
Polling		-	-	-	-	-	-	-
EARLY-GRACE-VBM		-	-	-	-	-	-	-
POST ELECTION		-	-	-	-	-	-	-
Total		-	-	-	-	-	-	-
BRACEVILLE 01								
Polling		-	-	-	-	-	-	-
EARLY-GRACE-VBM		-	-	-	-	-	-	-
POST ELECTION		-	-	-	-	-	-	-
Total		-	-	-	-	-	-	-
BRACEVILLE 02								
Polling		28	1	2	1	0	1	1 100.00%
EARLY-GRACE-VBM		28	1	1	1	0	0	1 100.00%
POST ELECTION		28	1	0	0	0	0	0
Total		28	3	3	2	0	1	2 100.00%
BRACEVILLE 03								
Polling		-	-	-	-	-	-	-
EARLY-GRACE-VBM		-	-	-	-	-	-	-
POST ELECTION		-	-	-	-	-	-	-
Total		-	-	-	-	-	-	-
BRACEVILLE 04								
Polling		-	-	-	-	-	-	-
EARLY-GRACE-VBM		-	-	-	-	-	-	-
POST ELECTION		-	-	-	-	-	-	-

Statement of Votes Cast
 Grundy County, IL
 Consolidated Election
 April 6, 2021

Date:04/21/21
 Time:11:07:09
 Page:414 of 604

SOVC For Jurisdiction Wide, All Counters, All Races
 Official Results

		COMM-GODLEY PARK						
		Reg. Voters	Vote For	Times Counted	Total Votes	Times Over Voted	Number Of Under Votes	JERRY KRUG
Total		-	-	-	-	-	-	-
ERIENNA 01								
Polling		-	-	-	-	-	-	-
EARLY-GRACE-VBM		-	-	-	-	-	-	-
POST ELECTION		-	-	-	-	-	-	-
Total		-	-	-	-	-	-	-
ERIENNA 02								
Polling		-	-	-	-	-	-	-
EARLY-GRACE-VBM		-	-	-	-	-	-	-
POST ELECTION		-	-	-	-	-	-	-
Total		-	-	-	-	-	-	-
FELIX 01								
Polling		-	-	-	-	-	-	-
EARLY-GRACE-VBM		-	-	-	-	-	-	-
POST ELECTION		-	-	-	-	-	-	-
Total		-	-	-	-	-	-	-
FELIX 02								
Polling		-	-	-	-	-	-	-
EARLY-GRACE-VBM		-	-	-	-	-	-	-
POST ELECTION		-	-	-	-	-	-	-
Total		-	-	-	-	-	-	-
FELIX 03								
Polling		-	-	-	-	-	-	-
EARLY-GRACE-VBM		-	-	-	-	-	-	-
POST ELECTION		-	-	-	-	-	-	-
Total		-	-	-	-	-	-	-
FELIX 04								
Polling		-	-	-	-	-	-	-
EARLY-GRACE-VBM		-	-	-	-	-	-	-
POST ELECTION		-	-	-	-	-	-	-
Total		-	-	-	-	-	-	-
GARFIELD 01								
Polling		-	-	-	-	-	-	-
EARLY-GRACE-VBM		-	-	-	-	-	-	-
POST ELECTION		-	-	-	-	-	-	-
Total		-	-	-	-	-	-	-
GOODFARM 01								
Polling		-	-	-	-	-	-	-
EARLY-GRACE-VBM		-	-	-	-	-	-	-
POST ELECTION		-	-	-	-	-	-	-
Total		-	-	-	-	-	-	-
GOOSE LAKE 01								
Polling		-	-	-	-	-	-	-
EARLY-GRACE-VBM		-	-	-	-	-	-	-
POST ELECTION		-	-	-	-	-	-	-
Total		-	-	-	-	-	-	-
GOOSE LAKE 02								
Polling		-	-	-	-	-	-	-
EARLY-GRACE-VBM		-	-	-	-	-	-	-
POST ELECTION		-	-	-	-	-	-	-
Total		-	-	-	-	-	-	-
GREENFIELD 01								
Polling		-	-	-	-	-	-	-
EARLY-GRACE-VBM		-	-	-	-	-	-	-
POST ELECTION		-	-	-	-	-	-	-
Total		-	-	-	-	-	-	-

Statement of Votes Cast
 Grundy County, IL
 Consolidated Election
 April 6, 2021

Date:04/21/21
 Time:11:07:10
 Page:415 of 604

SOVC For Jurisdiction Wide, All Counters, All Races
 Official Results

		COMM-GODLEY PARK						
		Reg. Voters	Vote For	Times Counted	Total Votes	Times Over Voted	Number Of Under Votes	JERRY KRUG
Total	HIGHLAND 01	-	-	-	-	-	-	-
	Polling	-	-	-	-	-	-	-
	EARLY-GRACE-VBM	-	-	-	-	-	-	-
	POST ELECTION	-	-	-	-	-	-	-
Total	MAINE 01	-	-	-	-	-	-	-
	Polling	-	-	-	-	-	-	-
	EARLY-GRACE-VBM	-	-	-	-	-	-	-
	POST ELECTION	-	-	-	-	-	-	-
Total	MAZON 01	-	-	-	-	-	-	-
	Polling	-	-	-	-	-	-	-
	EARLY-GRACE-VBM	-	-	-	-	-	-	-
	POST ELECTION	-	-	-	-	-	-	-
Total	MORRIS 01	-	-	-	-	-	-	-
	Polling	-	-	-	-	-	-	-
	EARLY-GRACE-VBM	-	-	-	-	-	-	-
	POST ELECTION	-	-	-	-	-	-	-
Total	MORRIS 02	-	-	-	-	-	-	-
	Polling	-	-	-	-	-	-	-
	EARLY-GRACE-VBM	-	-	-	-	-	-	-
	POST ELECTION	-	-	-	-	-	-	-
Total	MORRIS 03	-	-	-	-	-	-	-
	Polling	-	-	-	-	-	-	-
	EARLY-GRACE-VBM	-	-	-	-	-	-	-
	POST ELECTION	-	-	-	-	-	-	-
Total	MORRIS 04	-	-	-	-	-	-	-
	Polling	-	-	-	-	-	-	-
	EARLY-GRACE-VBM	-	-	-	-	-	-	-
	POST ELECTION	-	-	-	-	-	-	-
Total	MORRIS 05	-	-	-	-	-	-	-
	Polling	-	-	-	-	-	-	-
	EARLY-GRACE-VBM	-	-	-	-	-	-	-
	POST ELECTION	-	-	-	-	-	-	-
Total	NETTLE CREEK 01	-	-	-	-	-	-	-
	Polling	-	-	-	-	-	-	-
	EARLY-GRACE-VBM	-	-	-	-	-	-	-
	POST ELECTION	-	-	-	-	-	-	-
Total	NORMAN 01	-	-	-	-	-	-	-
	Polling	-	-	-	-	-	-	-
	EARLY-GRACE-VBM	-	-	-	-	-	-	-
	POST ELECTION	-	-	-	-	-	-	-
Total	SARATOGA 01	-	-	-	-	-	-	-
	Polling	-	-	-	-	-	-	-
	EARLY-GRACE-VBM	-	-	-	-	-	-	-
	POST ELECTION	-	-	-	-	-	-	-

Statement of Votes Cast
 Grundy County, IL
 Consolidated Election
 April 6, 2021

Date:04/21/21
 Time:11:07:10
 Page:416 of 604

SOVC For Jurisdiction Wide, All Counters, All Races
 Official Results

		COMM-GODLEY PARK						
		Reg. Voters	Vote For	Times Counted	Total Votes	Times Over Voted	Number Of Under Votes	JERRY KRUG
Total		-	-	-	-	-	-	-
SARATOGA 02								
Polling		-	-	-	-	-	-	-
EARLY-GRACE-VBM		-	-	-	-	-	-	-
POST ELECTION		-	-	-	-	-	-	-
Total		-	-	-	-	-	-	-
SARATOGA 03								
Polling		-	-	-	-	-	-	-
EARLY-GRACE-VBM		-	-	-	-	-	-	-
POST ELECTION		-	-	-	-	-	-	-
Total		-	-	-	-	-	-	-
SARATOGA 04								
Polling		-	-	-	-	-	-	-
EARLY-GRACE-VBM		-	-	-	-	-	-	-
POST ELECTION		-	-	-	-	-	-	-
Total		-	-	-	-	-	-	-
SARATOGA 05								
Polling		-	-	-	-	-	-	-
EARLY-GRACE-VBM		-	-	-	-	-	-	-
POST ELECTION		-	-	-	-	-	-	-
Total		-	-	-	-	-	-	-
VIENNA 01								
Polling		-	-	-	-	-	-	-
EARLY-GRACE-VBM		-	-	-	-	-	-	-
POST ELECTION		-	-	-	-	-	-	-
Total		-	-	-	-	-	-	-
WAUPONSEE 01								
Polling		-	-	-	-	-	-	-
EARLY-GRACE-VBM		-	-	-	-	-	-	-
POST ELECTION		-	-	-	-	-	-	-
Total		-	-	-	-	-	-	-
WAUPONSEE 02								
Polling		-	-	-	-	-	-	-
EARLY-GRACE-VBM		-	-	-	-	-	-	-
POST ELECTION		-	-	-	-	-	-	-
Total		-	-	-	-	-	-	-
Total								
Polling		28	1	2	1	0	1	1 100.00%
EARLY-GRACE-VBM		28	1	1	1	0	0	1 100.00%
POST ELECTION		28	1	0	0	0	0	0
Total		28	3	3	2	0	1	2 100.00%

VOTES PERCENT

VOTES PERCENT

01 = BALLOTS CAST

8,546

JOLIET PARK COMMISSIONER
VOTE FOR NOT MORE THAN 3

- 02 = JOE MUTZ*
- 03 = ELVIS LEWIS MADISON, JR.
- 04 = SUE GULAS*
- 05 = BILL TATRO*
- 06 = OVER VOTES
- 07 = UNDER VOTES

4,267 25.04
 2,741 16.08
 5,426 31.84
 4,607 27.03
 4
 8,585

 01 02 03 04 05 06 07

	01	02	03	04	05	06	07
0105 JACKSON PCT 001	18	6	7	10	10	0	21
0107 JOLIET PCT 001	149	79	48	103	87	0	130
0108 JOLIET PCT 002	196	115	41	134	98	0	200
0109 JOLIET PCT 003	140	82	46	97	82	0	113
0110 JOLIET PCT 004	183	105	53	106	100	0	185
0111 JOLIET PCT 005	100	29	54	50	35	0	132
0112 JOLIET PCT 006	104	38	47	69	46	0	112
0113 JOLIET PCT 007	178	67	78	92	80	0	217
0114 JOLIET PCT 008	160	86	46	101	100	0	147
0115 JOLIET PCT 009	125	63	41	86	83	0	102
0116 JOLIET PCT 010	221	106	66	141	126	0	224
0117 JOLIET PCT 011	173	89	60	108	85	0	177
0118 JOLIET PCT 012	129	60	43	91	65	0	128
0119 JOLIET PCT 013	123	48	57	69	44	0	151
0120 JOLIET PCT 014	157	60	79	75	47	0	210
0121 JOLIET PCT 015	132	70	45	72	66	0	143
0122 JOLIET PCT 016	235	98	84	143	117	0	263
0123 JOLIET PCT 017	305	168	68	200	188	0	291
0124 JOLIET PCT 018	422	230	87	288	261	0	400
0125 JOLIET PCT 019	251	112	85	157	133	0	266
0126 JOLIET PCT 020	181	102	53	117	97	0	174
0127 JOLIET PCT 021	321	180	93	217	181	1	289
0128 JOLIET PCT 022	227	106	73	148	112	0	242
0129 JOLIET PCT 023	164	65	54	97	77	0	199
0130 JOLIET PCT 024	104	55	48	61	56	0	92
0131 JOLIET PCT 025	191	108	51	129	118	0	167
0132 JOLIET PCT 026	175	81	69	122	104	0	149
0133 JOLIET PCT 027	64	26	20	44	32	0	70
0134 JOLIET PCT 028	110	42	63	60	39	0	126
0135 JOLIET PCT 029	156	85	57	79	67	0	180
0136 JOLIET PCT 030	136	70	44	73	56	0	165
0137 JOLIET PCT 031	170	86	45	103	76	0	200
0138 JOLIET PCT 032	146	51	83	81	61	0	162
0139 JOLIET PCT 033	151	80	42	97	87	0	147
0140 JOLIET PCT 034	141	56	57	90	62	0	158
0141 JOLIET PCT 035	178	84	81	102	78	0	189
0142 JOLIET PCT 036	131	55	52	86	60	1	137
0143 JOLIET PCT 037	132	64	58	92	67	0	115
0180 NEW LENOX PCT 001	0	0	0	0	0	0	0
0181 NEW LENOX PCT 002	2	2	0	2	2	0	0
0240 TROY PCT 001	140	69	42	88	79	2	136
0241 TROY PCT 002	77	41	40	47	41	0	62
0242 TROY PCT 003	0	0	0	0	0	0	0
0243 TROY PCT 004	153	84	52	88	89	0	146
0244 TROY PCT 005	184	117	36	143	126	0	130
0245 TROY PCT 006	6	0	3	1	1	0	13
0247 TROY PCT 008	280	158	47	201	176	0	258
0248 TROY PCT 009	162	73	42	98	98	0	175
0250 TROY PCT 011	391	205	90	269	242	0	367
0251 TROY PCT 012	277	155	59	180	198	0	239
0255 TROY PCT 016	250	125	67	176	144	0	238

VOTES PERCENT

8,546

JOLIET PARK COMMISSIONER

VOTE FOR NOT MORE THAN 3

02 = JOE MUTZ*

03 = ELVIS LEWIS MADISON, JR.

04 = SUE GULAS*

05 = BILL TATRO*

06 = OVER VOTES

07 = UNDER VOTES

VOTES PERCENT

4,267 25.04

2,741 16.08

5,426 31.84

4,607 27.03

4

8,585

01 = BALLOTS CAST

(CONTINUED FROM PREVIOUS PAGE)

	01	02	03	04	05	06	07
0257 TROY PCT 018	129	80	46	84	71	0	106
0258 TROY PCT 019	116	51	39	59	57	0	142

I, the undersigned do hereby certify that on April 27, 2021, I canvassed the returns of an election held on April 6, 2021 for JOLIET PARK DISTRICT, and I proclaim that a total of **9,105** voters requested and received ballots and I do further certify the number of votes received for each candidate for this office, **and the winners are denoted with an asterisk next to his or her name.**

I further certify that the above is a true and complete Abstract of Votes and was prepared in my presence on April 27, 2021.

Lauren Staley Ferry
 Lauren Staley Ferry, County Clerk
 The County of Will, Illinois

				JOLIET PARK COMMISSIONER 3 TO BE ELECTED			
				E L M			
				L E A			
				V W D			
				I I I			
				S S S			
				O			
				N			
						S G	B T
						U U	I A
				J M		E L	L T
				O U	J	A	L R
				E T	R	S	O
				Z	.		
				(NON)	(NON)	(NON)	(NON)
4 PRECINCTS							
0077 NA AU SAY 1	1069	218	20.39	5	2	2	4
0078 NA AU SAY 2	2332	135	5.79	1	1	0	1
0086 SEWARD 2	1085	82	7.56	40	16	38	36
0087 SEWARD 3	1460	124	8.49	74	21	62	54
GRAND TOTALS	5946	559	9.40	120	40	102	95

VOTES PERCENT

01 = BALLOTS CAST

12

LEMONT PARK COMMISSIONER
VOTE FOR NOT MORE THAN 2
02 = JULIE MESCHER
03 = LELAND WAGNER
04 = OVER VOTES
05 = UNDER VOTES

VOTES PERCENT

5 62.50
3 37.50
0
16

01	02	03	04	05
2	0	0	0	4
10	5	3	0	12

0051 DU PAGE PCT 033
0087 HOMER PCT 001

This political subdivision has been canvassed by the election authority in which their principal office is located.

	VOTES PERCENT					VOTES PERCENT	
	01	02	03	04	05		
01 = BALLOTS CAST	7,791						
						LOCKPORT TOWNSHIP PARK COMMISSIONER	
						VOTE FOR NOT MORE THAN 2	
						02 = JEFFREY GUY RIGONI*	5,021 49.07
						03 = PATRICK SHEEHAN*	5,211 50.93
						04 = OVER VOTES	0
						05 = UNDER VOTES	5,350
	01	02	03	04	05		
0087 HOMER PCT 001	27	18	19	0	17		
0096 HOMER PCT 010	95	53	62	0	75		
0099 HOMER PCT 013	228	109	163	0	184		
0100 HOMER PCT 014	224	119	144	0	185		
0101 HOMER PCT 015	383	253	242	0	271		
0102 HOMER PCT 016	69	38	52	0	48		
0104 HOMER PCT 018	304	175	201	0	232		
0144 LOCKPORT PCT 001	451	348	360	0	194		
0145 LOCKPORT PCT 002	144	90	117	0	81		
0146 LOCKPORT PCT 003	106	58	71	0	83		
0147 LOCKPORT PCT 004	121	80	90	0	72		
0148 LOCKPORT PCT 005	310	206	184	0	230		
0149 LOCKPORT PCT 006	112	65	77	0	82		
0150 LOCKPORT PCT 007	118	81	93	0	62		
0151 LOCKPORT PCT 008	85	60	66	0	44		
0152 LOCKPORT PCT 009	331	251	260	0	151		
0153 LOCKPORT PCT 010	279	183	172	0	203		
0154 LOCKPORT PCT 011	379	246	225	0	287		
0155 LOCKPORT PCT 012	266	186	170	0	176		
0156 LOCKPORT PCT 013	653	462	477	0	367		
0157 LOCKPORT PCT 014	260	163	177	0	180		
0158 LOCKPORT PCT 015	212	123	147	0	154		
0159 LOCKPORT PCT 016	381	244	222	0	296		
0160 LOCKPORT PCT 017	487	325	264	0	385		
0161 LOCKPORT PCT 018	282	185	166	0	213		
0162 LOCKPORT PCT 019	432	288	308	0	268		
0163 LOCKPORT PCT 020	296	184	182	0	226		
0164 LOCKPORT PCT 021	192	106	133	0	145		
0165 LOCKPORT PCT 022	254	138	158	0	212		
0166 LOCKPORT PCT 023	213	131	136	0	159		
0167 LOCKPORT PCT 024	97	53	73	0	68		

I, the undersigned do hereby certify that on April 27, 2021, I canvassed the returns of an election held on April 6, 2021 for LOCKPORT TOWNSHIP PARK DISTRICT, and I proclaim that a total of **7,791** voters requested and received ballots and I do further certify the number of votes received for each candidate for this office, **and the winners are denoted with an asterisk next to his or her name.**

I further certify that the above is a true and complete Abstract of Votes and was prepared in my presence on April 27, 2021.

Lauren Staley Ferry
 Lauren Staley Ferry, County Clerk
 The County of Will, Illinois

01 = BALLOTS CAST	VOTES	PERCENT	MANHATTAN PARK COMMISSIONER	VOTES	PERCENT
	1,444		VOTE FOR NOT MORE THAN 3		
			02 = JOE FARKAS*	916	35.48
			03 = BRIDGET HOPE*	878	34.00
			04 = BARBARA EPPS*	788	30.52
			05 = OVER VOTES	0	
			06 = UNDER VOTES	1,750	

	01	02	03	04	05	06
0085 GREEN GARDEN PCT 001	0	0	0	0	0	0
0168 MANHATTAN PCT 001	301	186	186	159	0	372
0169 MANHATTAN PCT 002	502	311	291	266	0	638
0170 MANHATTAN PCT 003	335	240	215	202	0	348
0171 MANHATTAN PCT 004	306	179	186	161	0	392
0304 WILTON PCT 001	0	0	0	0	0	0

I, the undersigned do hereby certify that on April 27, 2021, I canvassed the returns of an election held on April 6, 2021 for MANHATTAN PARK DISTRICT, and I proclaim that a total of **1,444** voters requested and received ballots and I do further certify the number of votes received for each candidate for this office, **and the winners are denoted with an asterisk next to his or her name.**

I further certify that the above is a true and complete Abstract of Votes and was prepared in my presence on April 27, 2021.

Lauren Staley Ferry
 Lauren Staley Ferry, County Clerk
 The County of Will, Illinois

	VOTES	PERCENT		VOTES	PERCENT
01 = BALLOTS CAST	3,135		MOKENA COMMUNITY PARK COMMISSIONER UNEXP 2YR		
MOKENA COMMUNITY PARK COMMISSIONER FULL			VOTE FOR NOT MORE THAN 2		
VOTE FOR NOT MORE THAN 3			08 = KATHRYN O'CONNOR*	2,102	53.04
02 = JEFF APEL*	1,706	25.75	09 = DANIEL C. GILBERT*	1,861	46.96
03 = BOB LINDBLOOM*	1,829	27.61	10 = OVER VOTES	0	
04 = MARY LOUISE KNOERZER*	1,832	27.66	11 = UNDER VOTES	2,307	
05 = ISRAEL J. SMITH	1,257	18.98			
06 = OVER VOTES	4				
07 = UNDER VOTES	2,769				

	01	02	03	04	05	06	07	08	09	10	11
0057 FRANKFORT PCT 001	321	195	212	213	112	0	231	230	200	0	212
0058 FRANKFORT PCT 002	242	128	150	134	79	1	232	158	141	0	185
0059 FRANKFORT PCT 003	32	9	13	22	13	0	39	24	14	0	26
0060 FRANKFORT PCT 004	171	94	99	110	69	0	141	119	95	0	128
0061 FRANKFORT PCT 005	360	188	201	215	161	1	312	266	221	0	233
0062 FRANKFORT PCT 006	270	151	162	151	131	0	215	174	169	0	197
0063 FRANKFORT PCT 007	244	129	124	129	121	1	226	163	152	0	173
0064 FRANKFORT PCT 008	146	79	72	77	53	0	157	97	80	0	115
0068 FRANKFORT PCT 012	280	162	184	182	107	0	205	193	180	0	187
0069 FRANKFORT PCT 013	223	104	129	138	91	0	207	151	117	0	178
0073 FRANKFORT PCT 017	436	243	244	238	149	1	431	254	234	0	384
0074 FRANKFORT PCT 018	40	17	12	19	15	0	57	22	19	0	39
0181 NEW LENOX PCT 002	13	6	6	6	3	0	18	6	8	0	12
0186 NEW LENOX PCT 007	160	85	91	82	66	0	156	104	100	0	116
0187 NEW LENOX PCT 008	197	116	130	116	87	0	142	141	131	0	122

I, the undersigned do hereby certify that on April 27, 2021, I canvassed the returns of an election held on April 6, 2021 for MOKENA COMMUNITY PARK DISTRICT, and I proclaim that a total of **3,135** voters requested and received ballots and I do further certify the number of votes received for each candidate for this office, **and the winners are denoted with an asterisk next to his or her name.**

I further certify that the above is a true and complete Abstract of Votes and was prepared in my presence on April 27, 2021.

Lauren Staley Ferry
 Lauren Staley Ferry, County Clerk
 The County of Will, Illinois

	VOTES	PERCENT		VOTES	PERCENT
01 = BALLOTS CAST	7,549		NAPERVILLE PARK COMMISSIONER		
			VOTE FOR NOT MORE THAN 4		
			02 = LESLIE RUFFING	3,245	14.40
			03 = NAG JAISWAL	2,202	9.77
			04 = MARY GIBSON	3,737	16.59
			05 = LEE KASESKA	1,665	7.39
			06 = RHONDA ANSIER	2,610	11.59
			07 = ALISON THOMPSON	3,214	14.27
			08 = NATHAN WILSON	2,851	12.65
			09 = MIKE KING	3,005	13.34
			10 = OVER VOTES	3	
			11 = UNDER VOTES	7,655	

	01	02	03	04	05	06	07	08	09	10	11
0019 DU PAGE PCT 001	311	145	86	170	53	122	153	96	114	1	301
0020 DU PAGE PCT 002	310	139	78	174	26	139	158	105	108	0	313
0021 DU PAGE PCT 003	314	153	90	167	47	133	158	119	137	0	252
0025 DU PAGE PCT 007	326	150	94	183	41	136	166	105	129	0	300
0267 WHEATLAND PCT 002	654	304	162	383	182	268	294	261	329	0	433
0268 WHEATLAND PCT 003	322	107	97	147	79	100	114	114	141	0	389
0269 WHEATLAND PCT 004	240	103	81	121	49	84	112	75	84	0	251
0270 WHEATLAND PCT 005	322	142	99	159	56	108	139	105	108	0	372
0271 WHEATLAND PCT 006	178	90	34	89	53	70	83	67	72	0	154
0272 WHEATLAND PCT 007	245	100	60	111	75	70	97	100	120	0	247
0273 WHEATLAND PCT 008	289	118	87	145	57	91	117	99	106	0	336
0274 WHEATLAND PCT 009	358	186	60	192	90	150	184	133	145	0	292
0275 WHEATLAND PCT 010	287	111	127	130	80	84	118	119	109	0	270
0276 WHEATLAND PCT 011	658	195	338	221	149	165	216	263	261	1	820
0277 WHEATLAND PCT 012	327	136	130	158	57	115	140	120	116	0	336
0278 WHEATLAND PCT 013	165	74	62	91	23	66	70	61	67	0	146
0279 WHEATLAND PCT 014	419	219	71	237	88	137	167	191	163	0	403
0280 WHEATLAND PCT 015	394	177	127	171	90	124	157	161	135	0	434
0281 WHEATLAND PCT 016	0	0	0	0	0	0	0	0	0	0	0
0282 WHEATLAND PCT 017	316	117	79	147	86	92	112	120	124	1	383
0283 WHEATLAND PCT 018	294	158	49	174	61	98	113	112	100	0	311
0285 WHEATLAND PCT 020	256	88	46	108	77	78	104	112	114	0	297
0286 WHEATLAND PCT 021	304	130	57	147	86	105	142	111	120	0	318
0289 WHEATLAND PCT 024	260	103	88	112	60	75	100	102	103	0	297

This political subdivision has been canvassed by the election authority in which their principal office is located.

VOTES PERCENT

VOTES PERCENT

01 = BALLOTS CAST

4,291

NEW LENOX COMMUNITY PARK COMMISSIONER

VOTE FOR NOT MORE THAN 2

02 = MARK C. OTT, JR.*

03 = BILL THOMSON

04 = TED SCHULZ*

05 = OVER VOTES

06 = UNDER VOTES

1,969 31.93

1,950 31.63

2,247 36.44

4

2,408

	01	02	03	04	05	06
0102 HOMER PCT 016	11	7	5	5	0	5
0180 NEW LENOX PCT 001	135	53	73	76	0	68
0181 NEW LENOX PCT 002	211	99	101	108	0	114
0182 NEW LENOX PCT 003	181	109	62	71	0	120
0183 NEW LENOX PCT 004	210	110	80	118	0	112
0184 NEW LENOX PCT 005	225	121	93	125	0	111
0185 NEW LENOX PCT 006	177	109	55	80	0	110
0186 NEW LENOX PCT 007	89	42	31	46	0	59
0187 NEW LENOX PCT 008	45	16	19	21	0	34
0188 NEW LENOX PCT 009	224	96	99	140	0	113
0189 NEW LENOX PCT 010	300	125	138	178	1	157
0190 NEW LENOX PCT 011	258	100	112	128	1	174
0191 NEW LENOX PCT 012	199	92	98	104	0	104
0192 NEW LENOX PCT 013	216	84	111	122	1	113
0193 NEW LENOX PCT 014	305	147	117	149	0	197
0194 NEW LENOX PCT 015	246	78	154	133	0	127
0195 NEW LENOX PCT 016	274	122	150	160	0	116
0196 NEW LENOX PCT 017	273	146	120	128	0	152
0197 NEW LENOX PCT 018	177	70	94	91	1	97
0198 NEW LENOX PCT 019	203	95	80	91	0	140
0199 NEW LENOX PCT 020	332	148	158	173	0	185

I, the undersigned do hereby certify that on April 27, 2021, I canvassed the returns of an election held on April 6, 2021 for NEW LENOX COMMUNITY PARK DISTRICT, and I proclaim that a total of 4,291 voters requested and received ballots and I do further certify the number of votes received for each candidate for this office, **and the winners are denoted with an asterisk next to his or her name.**

I further certify that the above is a true and complete Abstract of Votes and was prepared in my presence on April 27, 2021.

Lauren Staley Ferry
 Lauren Staley Ferry, County Clerk
 The County of Will, Illinois

VOTES PERCENT

01 = BALLOTS CAST

65

OSWEGOLAND PARK COMMISSIONER

VOTE FOR NOT MORE THAN 2

02 = DANNIELLE WILSON

03 = SANDRA TARTOL

04 = OVER VOTES

05 = UNDER VOTES

VOTES PERCENT

44 52.38

40 47.62

0

46

	01	02	03	04	05
0266 WHEATLAND PCT 001	12	5	5	0	14
0293 WHEATLAND PCT 028	53	39	35	0	32

This political subdivision has been canvassed by the election authority in which their principal office is located.

	VOTES	PERCENT		VOTES	PERCENT
01 = BALLOTS CAST	606		PEOTONE PARK COMMISSIONER UNEXP 2YR		
PEOTONE PARK COMMISSIONER FULL			VOTE FOR NOT MORE THAN 1		
VOTE FOR NOT MORE THAN 2			06 = No Candidate	0	
02 = MARY BARBARA SIM*	388	52.01	07 = OVER VOTES	0	
03 = JACKLYN J. VAN OVERMEIREN*	358	47.99	08 = UNDER VOTES	606	
04 = OVER VOTES	0				
05 = UNDER VOTES	466				

	01	02	03	04	05

0200 PEOTONE PCT 001	258	158	159	0	199
0201 PEOTONE PCT 002	271	183	155	0	204
0300 WILL PCT 001	77	47	44	0	63
	06	07	08		

	0	0	258		
	0	0	271		
	0	0	77		

I, the undersigned do hereby certify that on April 27, 2021, I canvassed the returns of an election held on April 6, 2021 for PEOTONE PARK DISTRICT, and I proclaim that a total of **606** voters requested and received ballots and I do further certify the number of votes received for each candidate for this office, **and the winners are denoted with an asterisk next to his or her name.**

I further certify that the above is a true and complete Abstract of Votes and was prepared in my presence on April 27, 2021.

Lauren Staley Ferry
 Lauren Staley Ferry, County Clerk
 The County of Will, Illinois

	VOTES	PERCENT						VOTES	PERCENT
01 = BALLOTS CAST	7,355		PLAINFIELD TOWNSHIP PK COMMISSIONER						
			VOTE FOR NOT MORE THAN 2						
			02 = HEATH A. WRIGHT*					5,246	96.10
			03 = WRITE-IN*					213	3.90
			04 = OVER VOTES					0	
			05 = UNDER VOTES					9,251	
			01	02	03	04	05		
0202 PLAINFIELD PCT 001	241	178	5	0	299				
0203 PLAINFIELD PCT 002	198	148	6	0	242				
0204 PLAINFIELD PCT 003	211	155	2	0	265				
0205 PLAINFIELD PCT 004	37	28	0	0	46				
0206 PLAINFIELD PCT 005	66	50	2	0	80				
0207 PLAINFIELD PCT 006	77	58	2	0	94				
0208 PLAINFIELD PCT 007	77	65	2	0	87				
0209 PLAINFIELD PCT 008	271	190	7	0	345				
0210 PLAINFIELD PCT 009	347	246	5	0	443				
0211 PLAINFIELD PCT 010	358	269	12	0	435				
0212 PLAINFIELD PCT 011	26	23	0	0	29				
0213 PLAINFIELD PCT 012	69	52	1	0	85				
0214 PLAINFIELD PCT 013	375	272	10	0	468				
0215 PLAINFIELD PCT 014	294	210	8	0	370				
0216 PLAINFIELD PCT 015	253	170	5	0	331				
0217 PLAINFIELD PCT 016	183	142	5	0	219				
0218 PLAINFIELD PCT 017	97	64	3	0	127				
0219 PLAINFIELD PCT 018	121	86	6	0	150				
0220 PLAINFIELD PCT 019	98	67	4	0	125				
0221 PLAINFIELD PCT 020	127	80	5	0	169				
0222 PLAINFIELD PCT 021	148	102	1	0	193				
0223 PLAINFIELD PCT 022	166	125	2	0	205				
0224 PLAINFIELD PCT 023	104	87	0	0	121				
0225 PLAINFIELD PCT 024	165	125	0	0	205				
0226 PLAINFIELD PCT 025	83	55	8	0	103				
0227 PLAINFIELD PCT 026	71	57	1	0	84				
0228 PLAINFIELD PCT 027	98	74	5	0	117				
0229 PLAINFIELD PCT 028	85	67	1	0	102				
0230 PLAINFIELD PCT 029	102	81	0	0	123				
0231 PLAINFIELD PCT 030	156	114	6	0	192				
0232 PLAINFIELD PCT 031	116	83	2	0	147				
0233 PLAINFIELD PCT 032	106	80	2	0	130				
0234 PLAINFIELD PCT 033	182	128	7	0	229				
0235 PLAINFIELD PCT 034	126	106	3	0	143				
0236 PLAINFIELD PCT 035	107	75	4	0	135				
0266 WHEATLAND PCT 001	262	168	11	0	345				
0281 WHEATLAND PCT 016	77	56	3	0	95				
0288 WHEATLAND PCT 023	224	150	14	0	284				
0290 WHEATLAND PCT 025	242	163	18	0	303				
0291 WHEATLAND PCT 026	231	152	1	0	309				
0293 WHEATLAND PCT 028	242	163	7	0	314				
0294 WHEATLAND PCT 029	388	267	11	0	498				
0295 WHEATLAND PCT 030	348	215	16	0	465				

I, the undersigned do hereby certify that on April 27, 2021, I canvassed the returns of an election held on April 6, 2021 for PLAINFIELD TOWNSHIP PARK DISTRICT, and I proclaim that a total of **7,679** voters requested and received ballots and I do further certify the number of votes received for each candidate for this office, **and the winners are denoted with an asterisk next to his or her name.**

I further certify that the above is a true and complete Abstract of Votes and was prepared in my presence on April 27, 2021.

Lauren Staley Ferry
 Lauren Staley Ferry, County Clerk
 The County of Will, Illinois

PRINTED 04/21/21, 02:09 PM

PAGE 085.085.01

	R V E O G T I E S R T S E R E D	B C A A L S L T O T S	T P U E R R N C O E U N T T A G E	PLAINFIELD TWP.PARK COMMISSIONER 2 TO BE ELECTED H A W E . R A I T G H H T (NON)
4 PRECINCTS				
0078 NA AU SAY 2	2332	135	5.79	78
0079 NA AU SAY 3	1107	59	5.33	46
0080 NA AU SAY 4	1108	80	7.22	62
0081 NA AU SAY 5	1025	50	4.88	39
GRAND TOTALS	5572	324	5.81	225

VOTES PERCENT

VOTES PERCENT

01 = BALLOTS CAST

15

TINLEY PARK-PARK COMMISSIONER

VOTE FOR NOT MORE THAN 3

- 02 = MARIE B. RYAN
- 03 = LISA O'DONOVAN
- 04 = DON CUBA
- 05 = OVER VOTES
- 06 = UNDER VOTES

8	33.33
10	41.67
6	25.00
0	
21	

01	02	03	04	05	06
15	8	10	6	0	21

0059 FRANKFORT PCT 003

This political subdivision has been canvassed by the election authority in which their principal office is located.

VOTES PERCENT

VOTES PERCENT

01 = BALLOTS CAST

1,091

WILMINGTON PARK COMMISSIONER

VOTE FOR NOT MORE THAN 2

02 = PATRICK W. NUGENT*

03 = OVER VOTES

04 = UNDER VOTES

897 100.00

0

1,285

	01	02	03	04
0056 FLORENCE PCT 001	98	72	0	124
0265 WESLEY PCT 001	8	8	0	8
0301 WILMINGTON PCT 001	283	237	0	329
0302 WILMINGTON PCT 002	227	187	0	267
0303 WILMINGTON PCT 003	475	393	0	557

I, the undersigned do hereby certify that on April 27, 2021, I canvassed the returns of an election held on April 6, 2021 for WILMINGTON PARK DISTRICT, and I proclaim that a total of **1,091** voters requested and received ballots and I do further certify the number of votes received for each candidate for this office, **and the winners are denoted with an asterisk next to his or her name.**

I further certify that the above is a true and complete Abstract of Votes and was prepared in my presence on April 27, 2021.

Lauren Staley Ferry
 Lauren Staley Ferry, County Clerk
 The County of Will, Illinois

VOTES PERCENT

01 = BALLOTS CAST

0

WOODRIDGE PARK COMMISSIONER

VOTE FOR NOT MORE THAN 1

02 = BILL COHEN

03 = OVER VOTES

04 = UNDER VOTES

VOTES PERCENT

0

0

0

01	02	03	04
0	0	0	0

0051 DU PAGE PCT 033

This political subdivision has been canvassed by the election authority in which their principal office is located.

LIBRARY DISTRICTS



LAUREN STALEY FERRY

WILL COUNTY CLERK

thewillcountyclerk.com

	VOTES	PERCENT		VOTES	PERCENT
01 = BALLOTS CAST	1,076		AURORA LIBRARY TRUSTEE		
			VOTE FOR NOT MORE THAN 7		
			02 = JOSEPH FILAPEK	425	18.58
			03 = PAUL LaTOUR	398	17.40
			04 = MATTHEW J. ORR	455	19.89
			05 = MELINDA A. RIDDICK	612	26.75
			06 = RYAN CYTRYN	398	17.40
			07 = OVER VOTES	0	
			08 = UNDER VOTES	5,244	

	01	02	03	04	05	06	07	08
0296 WHEATLAND PCT 031	185	75	70	89	119	72	0	870
0297 WHEATLAND PCT 032	272	108	99	108	146	99	0	1344
0298 WHEATLAND PCT 033	283	117	112	123	172	111	0	1346
0299 WHEATLAND PCT 034	336	125	117	135	175	116	0	1684

This political subdivision has been canvassed by the election authority in which their principal office is located.

VOTES PERCENT

VOTES PERCENT

01 = BALLOTS CAST

1,193

BEECHER LIBRARY TRUSTEE
VOTE FOR NOT MORE THAN 2
02 = RICHARD KERBER*
03 = BEVERLY J. WEHLING*
04 = OVER VOTES
05 = UNDER VOTES

585 39.58
893 60.42
0
908

	01	02	03	04	05
0262 WASHINGTON PCT 001	433	216	322	0	328
0263 WASHINGTON PCT 002	367	172	262	0	300
0264 WASHINGTON PCT 003	377	191	297	0	266
0300 WILL PCT 001	16	6	12	0	14

I, the undersigned do hereby certify that on April 27, 2021, I canvassed the returns of an election held on April 6, 2021 for BEECHER PUBLIC LIBRARY DISTRICT, and I proclaim that a total of **1,193** voters requested and received ballots and I do further certify the number of votes received for each candidate for this office, **and the winners are denoted with an asterisk next to his or her name.**

I further certify that the above is a true and complete Abstract of Votes and was prepared in my presence on April 27, 2021.

Lauren Staley Ferry
Lauren Staley Ferry, County Clerk
The County of Will, Illinois

	VOTES	PERCENT						VOTES	PERCENT
01 = BALLOTS CAST	2,510		CRETE LIBRARY TRUSTEE						
			VOTE FOR NOT MORE THAN 4						
							02 = LESLEE WILLIAMS*	1,532 24.69	
							03 = PHYLLIS MONKS*	1,769 28.51	
							04 = SUZANNE OLIVER*	1,461 23.55	
							05 = HEATHER VanZYL*	1,442 23.24	
							06 = OVER VOTES	0	
							07 = UNDER VOTES	3,836	
			-----	-----	-----	-----	-----	-----	
	01	02	03	04	05	06	07		
0006 CRETE PCT 001	113	67	79	69	64	0	173		
0007 CRETE PCT 002	26	17	17	16	18	0	36		
0008 CRETE PCT 003	12	5	10	4	4	0	25		
0009 CRETE PCT 004	252	171	174	144	138	0	381		
0010 CRETE PCT 005	243	169	167	146	135	0	355		
0011 CRETE PCT 006	347	213	247	204	195	0	529		
0012 CRETE PCT 007	263	172	173	170	157	0	380		
0013 CRETE PCT 008	329	199	246	186	184	0	501		
0014 CRETE PCT 009	292	161	225	170	167	0	445		
0015 CRETE PCT 010	111	61	70	62	64	0	187		
0016 CRETE PCT 011	251	150	178	150	158	0	368		
0017 CRETE PCT 012	271	147	183	140	158	0	456		

I, the undersigned do hereby certify that on April 27, 2021, I canvassed the returns of an election held on April 6, 2021 for CRETE PUBLIC LIBRARY DISTRICT, and I proclaim that a total of **2,510** voters requested and received ballots and I do further certify the number of votes received for each candidate for this office, **and the winners are denoted with an asterisk next to his or her name.**

I further certify that the above is a true and complete Abstract of Votes and was prepared in my presence on April 27, 2021.

Lauren Staley Ferry
 Lauren Staley Ferry, County Clerk
 The County of Will, Illinois

	VOTES	PERCENT		VOTES	PERCENT				
01 = BALLOTS CAST	881		FOSSIL RIDGE LIBRARY TRUSTEE UNEXP 2YR						
FOSSIL RIDGE LIBRARY TRUSTEE FULL			VOTE FOR NOT MORE THAN 1						
VOTE FOR NOT MORE THAN 3			07 = SUSAN TRIMBY*	673	100.00				
02 = LUANN BOLATTO*	640	40.18	08 = OVER VOTES	0					
03 = AVIN STOCKDALE*	422	26.49	09 = UNDER VOTES	208					
04 = SANDRA BAUTER*	531	33.33							
05 = OVER VOTES	0								
06 = UNDER VOTES	1,050								

	01	02	03	04	05	06	07	08	09

0018 CUSTER PCT 001	75	53	43	48	0	81	59	0	16
0237 REED PCT 001	229	157	99	139	0	292	178	0	51
0238 REED PCT 002	285	213	145	175	0	322	209	0	76
0239 REED PCT 003	292	217	135	169	0	355	227	0	65

I, the undersigned do hereby certify that on April 27, 2021, I canvassed the returns of an election held on April 6, 2021 for FOSSIL RIDGE PUBLIC LIBRARY DISTRICT, and I proclaim that a total of **1,354** voters requested and received ballots and I do further certify the number of votes received for each candidate for this office, **and the winners are denoted with an asterisk next to his or her name.**

I further certify that the above is a true and complete Abstract of Votes and was prepared in my presence on April 27, 2021.

Lauren Staley Ferry
 Lauren Staley Ferry, County Clerk
 The County of Will, Illinois

Statement of Votes Cast
 Grundy County, IL
 Consolidated Election
 April 6, 2021

Date:04/21/21
 Time:11:07:10
 Page:424 of 604

SOVC For Jurisdiction Wide, All Counters, All Races
 Official Results

TRUSTEE - FOSSIL LIB												
	Reg. Voters	Vote For	Times Counted	Total Votes	Times Over Voted	Number Of Under Votes	LUANN BOLATTO	AVIN STOCKDALE	SANDRA BAUTER			
Total SARATOGA 02	-	-	-	-	-	-	-	-	-	-	-	-
Polling	-	-	-	-	-	-	-	-	-	-	-	-
EARLY-GRACE-VBM	-	-	-	-	-	-	-	-	-	-	-	-
POST ELECTION	-	-	-	-	-	-	-	-	-	-	-	-
Total SARATOGA 03	-	-	-	-	-	-	-	-	-	-	-	-
Polling	-	-	-	-	-	-	-	-	-	-	-	-
EARLY-GRACE-VBM	-	-	-	-	-	-	-	-	-	-	-	-
POST ELECTION	-	-	-	-	-	-	-	-	-	-	-	-
Total SARATOGA 04	-	-	-	-	-	-	-	-	-	-	-	-
Polling	-	-	-	-	-	-	-	-	-	-	-	-
EARLY-GRACE-VBM	-	-	-	-	-	-	-	-	-	-	-	-
POST ELECTION	-	-	-	-	-	-	-	-	-	-	-	-
Total SARATOGA 05	-	-	-	-	-	-	-	-	-	-	-	-
Polling	-	-	-	-	-	-	-	-	-	-	-	-
EARLY-GRACE-VBM	-	-	-	-	-	-	-	-	-	-	-	-
POST ELECTION	-	-	-	-	-	-	-	-	-	-	-	-
Total VIENNA 01	-	-	-	-	-	-	-	-	-	-	-	-
Polling	-	-	-	-	-	-	-	-	-	-	-	-
EARLY-GRACE-VBM	-	-	-	-	-	-	-	-	-	-	-	-
POST ELECTION	-	-	-	-	-	-	-	-	-	-	-	-
Total WAUPONSEE 01	-	-	-	-	-	-	-	-	-	-	-	-
Polling	-	-	-	-	-	-	-	-	-	-	-	-
EARLY-GRACE-VBM	-	-	-	-	-	-	-	-	-	-	-	-
POST ELECTION	-	-	-	-	-	-	-	-	-	-	-	-
Total WAUPONSEE 02	-	-	-	-	-	-	-	-	-	-	-	-
Polling	-	-	-	-	-	-	-	-	-	-	-	-
EARLY-GRACE-VBM	-	-	-	-	-	-	-	-	-	-	-	-
POST ELECTION	-	-	-	-	-	-	-	-	-	-	-	-
Total	-	-	-	-	-	-	-	-	-	-	-	-
Total												
Polling	2286	12	232	378	0	318	141	37.30%	114	30.16%	123	32.54%
EARLY-GRACE-VBM	2286	12	29	52	0	35	20	38.46%	16	30.77%	16	30.77%
POST ELECTION	2286	12	4	3	0	9	0	0.00%	2	66.67%	1	33.33%
Total	2286	36	265	433	0	362	161	37.18%	132	30.48%	140	32.33%

Statement of Votes Cast
 Grundy County, IL
 Consolidated Election
 April 6, 2021

Date:04/21/21
 Time:11:07:10
 Page:425 of 604

SOVC For Jurisdiction Wide, All Counters, All Races
 Official Results

		TRUSTEE - FOSSIL LIB 4 YR						
		Reg. Voters	Vote For	Times Counted	Total Votes	Times Over Voted	Number Of Under Votes	SUSAN TRIMBY
Jurisdiction Wide								
AUX SABLE 01								
Polling		-	-	-	-	-	-	-
EARLY-GRACE-VBM		-	-	-	-	-	-	-
POST ELECTION		-	-	-	-	-	-	-
Total		-	-	-	-	-	-	-
AUX SABLE 02								
Polling		-	-	-	-	-	-	-
EARLY-GRACE-VBM		-	-	-	-	-	-	-
POST ELECTION		-	-	-	-	-	-	-
Total		-	-	-	-	-	-	-
AUX SABLE 03								
Polling		-	-	-	-	-	-	-
EARLY-GRACE-VBM		-	-	-	-	-	-	-
POST ELECTION		-	-	-	-	-	-	-
Total		-	-	-	-	-	-	-
AUX SABLE 04								
Polling		-	-	-	-	-	-	-
EARLY-GRACE-VBM		-	-	-	-	-	-	-
POST ELECTION		-	-	-	-	-	-	-
Total		-	-	-	-	-	-	-
AUX SABLE 05								
Polling		-	-	-	-	-	-	-
EARLY-GRACE-VBM		-	-	-	-	-	-	-
POST ELECTION		-	-	-	-	-	-	-
Total		-	-	-	-	-	-	-
AUX SABLE 06								
Polling		-	-	-	-	-	-	-
EARLY-GRACE-VBM		-	-	-	-	-	-	-
POST ELECTION		-	-	-	-	-	-	-
Total		-	-	-	-	-	-	-
AUX SABLE 07								
Polling		-	-	-	-	-	-	-
EARLY-GRACE-VBM		-	-	-	-	-	-	-
POST ELECTION		-	-	-	-	-	-	-
Total		-	-	-	-	-	-	-
BRACEVILLE 01								
Polling		-	-	-	-	-	-	-
EARLY-GRACE-VBM		-	-	-	-	-	-	-
POST ELECTION		-	-	-	-	-	-	-
Total		-	-	-	-	-	-	-
BRACEVILLE 02								
Polling		589	1	44	31	0	13	31 100.00%
EARLY-GRACE-VBM		589	1	5	5	0	0	5 100.00%
POST ELECTION		589	1	0	0	0	0	0
Total		589	3	49	36	0	13	36 100.00%
BRACEVILLE 03								
Polling		-	-	-	-	-	-	-
EARLY-GRACE-VBM		-	-	-	-	-	-	-
POST ELECTION		-	-	-	-	-	-	-
Total		-	-	-	-	-	-	-
BRACEVILLE 04								
Polling		-	-	-	-	-	-	-
EARLY-GRACE-VBM		-	-	-	-	-	-	-
POST ELECTION		-	-	-	-	-	-	-

Statement of Votes Cast
 Grundy County, IL
 Consolidated Election
 April 6, 2021

Date:04/21/21
 Time:11:07:10
 Page:426 of 604

SOVC For Jurisdiction Wide, All Counters, All Races
 Official Results

		TRUSTEE - FOSSIL LIB 4 YR						
		Reg. Voters	Vote For	Times Counted	Total Votes	Times Over Voted	Number Of Under Votes	SUSAN TRIMBY
Total		-	-	-	-	-	-	-
ERIENNA 01								
Polling		-	-	-	-	-	-	-
EARLY-GRACE-VBM		-	-	-	-	-	-	-
POST ELECTION		-	-	-	-	-	-	-
Total		-	-	-	-	-	-	-
ERIENNA 02								
Polling		-	-	-	-	-	-	-
EARLY-GRACE-VBM		-	-	-	-	-	-	-
POST ELECTION		-	-	-	-	-	-	-
Total		-	-	-	-	-	-	-
FELIX 01								
Polling		-	-	-	-	-	-	-
EARLY-GRACE-VBM		-	-	-	-	-	-	-
POST ELECTION		-	-	-	-	-	-	-
Total		-	-	-	-	-	-	-
FELIX 02								
Polling		-	-	-	-	-	-	-
EARLY-GRACE-VBM		-	-	-	-	-	-	-
POST ELECTION		-	-	-	-	-	-	-
Total		-	-	-	-	-	-	-
FELIX 03								
Polling		-	-	-	-	-	-	-
EARLY-GRACE-VBM		-	-	-	-	-	-	-
POST ELECTION		-	-	-	-	-	-	-
Total		-	-	-	-	-	-	-
FELIX 04								
Polling		-	-	-	-	-	-	-
EARLY-GRACE-VBM		-	-	-	-	-	-	-
POST ELECTION		-	-	-	-	-	-	-
Total		-	-	-	-	-	-	-
GARFIELD 01								
Polling		1032	1	115	80	0	35	80 100.00%
EARLY-GRACE-VBM		1032	1	13	9	0	4	9 100.00%
POST ELECTION		1032	1	4	2	0	2	2 100.00%
Total		1032	3	132	91	0	41	91 100.00%
GOODFARM 01								
Polling		-	-	-	-	-	-	-
EARLY-GRACE-VBM		-	-	-	-	-	-	-
POST ELECTION		-	-	-	-	-	-	-
Total		-	-	-	-	-	-	-
GOOSE LAKE 01								
Polling		-	-	-	-	-	-	-
EARLY-GRACE-VBM		-	-	-	-	-	-	-
POST ELECTION		-	-	-	-	-	-	-
Total		-	-	-	-	-	-	-
GOOSE LAKE 02								
Polling		-	-	-	-	-	-	-
EARLY-GRACE-VBM		-	-	-	-	-	-	-
POST ELECTION		-	-	-	-	-	-	-
Total		-	-	-	-	-	-	-
GREENFIELD 01								
Polling		661	1	73	48	0	25	48 100.00%
EARLY-GRACE-VBM		661	1	10	6	0	4	6 100.00%
POST ELECTION		661	1	0	0	0	0	0

Statement of Votes Cast
 Grundy County, IL
 Consolidated Election
 April 6, 2021

Date:04/21/21
 Time:11:07:10
 Page:427 of 604

SOVC For Jurisdiction Wide, All Counters, All Races
 Official Results

		TRUSTEE - FOSSIL LIB 4 YR						
		Reg. Voters	Vote For	Times Counted	Total Votes	Times Over Voted	Number Of Under Votes	SUSAN TRIMBY
Total	HIGHLAND 01	661	3	83	54	0	29	54 100.00%
	Polling	-	-	-	-	-	-	-
	EARLY-GRACE-VBM	-	-	-	-	-	-	-
	POST ELECTION	-	-	-	-	-	-	-
Total	MAINE 01	-	-	-	-	-	-	-
	Polling	4	1	0	0	0	0	0
	EARLY-GRACE-VBM	4	1	1	0	0	1	0
	POST ELECTION	4	1	0	0	0	0	0
Total	MAZON 01	4	3	1	0	0	1	0
	Polling	-	-	-	-	-	-	-
	EARLY-GRACE-VBM	-	-	-	-	-	-	-
	POST ELECTION	-	-	-	-	-	-	-
Total	MORRIS 01	-	-	-	-	-	-	-
	Polling	-	-	-	-	-	-	-
	EARLY-GRACE-VBM	-	-	-	-	-	-	-
	POST ELECTION	-	-	-	-	-	-	-
Total	MORRIS 02	-	-	-	-	-	-	-
	Polling	-	-	-	-	-	-	-
	EARLY-GRACE-VBM	-	-	-	-	-	-	-
	POST ELECTION	-	-	-	-	-	-	-
Total	MORRIS 03	-	-	-	-	-	-	-
	Polling	-	-	-	-	-	-	-
	EARLY-GRACE-VBM	-	-	-	-	-	-	-
	POST ELECTION	-	-	-	-	-	-	-
Total	MORRIS 04	-	-	-	-	-	-	-
	Polling	-	-	-	-	-	-	-
	EARLY-GRACE-VBM	-	-	-	-	-	-	-
	POST ELECTION	-	-	-	-	-	-	-
Total	MORRIS 05	-	-	-	-	-	-	-
	Polling	-	-	-	-	-	-	-
	EARLY-GRACE-VBM	-	-	-	-	-	-	-
	POST ELECTION	-	-	-	-	-	-	-
Total	NETTLE CREEK 01	-	-	-	-	-	-	-
	Polling	-	-	-	-	-	-	-
	EARLY-GRACE-VBM	-	-	-	-	-	-	-
	POST ELECTION	-	-	-	-	-	-	-
Total	NORMAN 01	-	-	-	-	-	-	-
	Polling	-	-	-	-	-	-	-
	EARLY-GRACE-VBM	-	-	-	-	-	-	-
	POST ELECTION	-	-	-	-	-	-	-
Total	SARATOGA 01	-	-	-	-	-	-	-
	Polling	-	-	-	-	-	-	-
	EARLY-GRACE-VBM	-	-	-	-	-	-	-
	POST ELECTION	-	-	-	-	-	-	-

Statement of Votes Cast
 Grundy County, IL
 Consolidated Election
 April 6, 2021

Date:04/21/21
 Time:11:07:10
 Page:428 of 604

SOVC For Jurisdiction Wide, All Counters, All Races
 Official Results

		TRUSTEE - FOSSIL LIB 4 YR						
		Reg. Voters	Vote For	Times Counted	Total Votes	Times Over Voted	Number Of Under Votes	SUSAN TRIMBY
Total	SARATOGA 02	-	-	-	-	-	-	-
	Polling	-	-	-	-	-	-	-
	EARLY-GRACE-VBM	-	-	-	-	-	-	-
	POST ELECTION	-	-	-	-	-	-	-
Total	SARATOGA 03	-	-	-	-	-	-	-
	Polling	-	-	-	-	-	-	-
	EARLY-GRACE-VBM	-	-	-	-	-	-	-
	POST ELECTION	-	-	-	-	-	-	-
Total	SARATOGA 04	-	-	-	-	-	-	-
	Polling	-	-	-	-	-	-	-
	EARLY-GRACE-VBM	-	-	-	-	-	-	-
	POST ELECTION	-	-	-	-	-	-	-
Total	SARATOGA 05	-	-	-	-	-	-	-
	Polling	-	-	-	-	-	-	-
	EARLY-GRACE-VBM	-	-	-	-	-	-	-
	POST ELECTION	-	-	-	-	-	-	-
Total	VIENNA 01	-	-	-	-	-	-	-
	Polling	-	-	-	-	-	-	-
	EARLY-GRACE-VBM	-	-	-	-	-	-	-
	POST ELECTION	-	-	-	-	-	-	-
Total	WAUPONSEE 01	-	-	-	-	-	-	-
	Polling	-	-	-	-	-	-	-
	EARLY-GRACE-VBM	-	-	-	-	-	-	-
	POST ELECTION	-	-	-	-	-	-	-
Total	WAUPONSEE 02	-	-	-	-	-	-	-
	Polling	-	-	-	-	-	-	-
	EARLY-GRACE-VBM	-	-	-	-	-	-	-
	POST ELECTION	-	-	-	-	-	-	-
Total		-	-	-	-	-	-	-
Total								
	Polling	2286	4	232	159	0	73	159 100.00%
	EARLY-GRACE-VBM	2286	4	29	20	0	9	20 100.00%
	POST ELECTION	2286	4	4	2	0	2	2 100.00%
Total		2286	12	265	181	0	84	181 100.00%

Statement of Votes Cast
 2021 Consolidated Election
 Kankakee County
 Illinois

Date:04/20/21
 Time:10:01:16
 Page:176 of 232

SOVC For Jurisdiction Wide, All Counters, All Races
 Official Results

FOSSIL RIDGE LIBRARY TRUSTEE

	Reg. Voters	Times Counted	Total Votes	LUANN BOLATTO	AVIN STOCKDALE	SANDRA BAUTER
Jurisdiction Wide						
SALINA	977	111	223	87 39.01%	67 30.04%	69 30.94%
ESSEX	1055	97	196	77 39.29%	55 28.06%	64 32.65%
Total	2032	208	419	164 39.14%	122 29.12%	133 31.74%

Statement of Votes Cast
 2021 Consolidated Election
 Kankakee County
 Illinois

Date:04/20/21
 Time:10:01:16
 Page:177 of 232

SOVC For Jurisdiction Wide, All Counters, All Races
 Official Results

FOSSIL RIDGE TRST 4 YR				
	Reg. Voters	Times Counted	Total Votes	SUSAN TRIMBY
Jurisdiction Wide				
SALINA	977	111	90	90 100.00%
ESSEX	1055	97	76	76 100.00%
Total	2032	208	166	166 100.00%

		VOTES PERCENT								FOUNTAINDALE LIBRARY TRUSTEE		VOTES PERCENT	
01 = BALLOTS CAST		9,886								VOTE FOR NOT MORE THAN 3			
		01	02	03	04	05	06	07	08				
0019	DU PAGE PCT 001	0	0	0	0	0	0	0	0				
0022	DU PAGE PCT 004	287	143	104	149	84	112	1	266			5,208	23.92
0023	DU PAGE PCT 005	340	197	150	213	94	147	0	219			3,864	17.75
0024	DU PAGE PCT 006	365	195	172	209	105	139	2	269			5,575	25.61
0025	DU PAGE PCT 007	1	0	0	1	1	1	0	0			2,916	13.39
0026	DU PAGE PCT 008	390	200	142	230	101	163	2	328			4,208	19.33
0027	DU PAGE PCT 009	276	142	115	169	81	111	1	207			36	
0028	DU PAGE PCT 010	508	270	159	286	164	241	2	398			7,779	
0029	DU PAGE PCT 011	363	204	147	211	107	145	1	272				
0030	DU PAGE PCT 012	336	180	180	200	80	117	0	251				
0031	DU PAGE PCT 013	365	213	136	229	112	179	1	223				
0032	DU PAGE PCT 014	432	214	158	241	124	187	3	363				
0033	DU PAGE PCT 015	370	205	163	222	102	170	0	248				
0034	DU PAGE PCT 016	452	216	166	240	142	194	2	392				
0035	DU PAGE PCT 017	458	236	163	270	147	212	1	343				
0036	DU PAGE PCT 018	377	224	171	217	106	162	3	242				
0037	DU PAGE PCT 019	329	199	146	190	86	130	0	236				
0038	DU PAGE PCT 020	270	127	96	142	78	111	0	256				
0039	DU PAGE PCT 021	325	179	128	179	99	140	1	247				
0040	DU PAGE PCT 022	400	219	166	226	107	154	2	322				
0041	DU PAGE PCT 023	492	243	181	263	145	210	5	419				
0042	DU PAGE PCT 024	337	173	123	190	117	155	1	250				
0043	DU PAGE PCT 025	314	172	120	177	97	135	1	238				
0044	DU PAGE PCT 026	297	163	128	175	80	127	1	215				
0045	DU PAGE PCT 027	344	171	105	162	127	135	2	326				
0046	DU PAGE PCT 028	282	161	120	155	94	123	0	193				
0047	DU PAGE PCT 029	459	224	169	248	117	189	1	427				
0048	DU PAGE PCT 030	296	149	97	142	107	133	3	251				
0049	DU PAGE PCT 031	279	130	110	155	69	111	0	262				
0050	DU PAGE PCT 032	0	0	0	0	0	0	0	0				
0051	DU PAGE PCT 033	15	1	9	7	3	9	0	16				
0284	WHEATLAND PCT 019	112	54	36	66	31	56	0	93				
0287	WHEATLAND PCT 022	15	4	4	11	9	10	0	7				

I, the undersigned do hereby certify that on April 27, 2021, I canvassed the returns of an election held on April 6, 2021 for FOUNTAINDALE PUBLIC LIBRARY DISTRICT, and I proclaim that a total of **10,164** voters requested and received ballots and I do further certify the number of votes received for each candidate for this office, **and the winners are denoted with an asterisk next to his or her name.**

I further certify that the above is a true and complete Abstract of Votes and was prepared in my presence on April 27, 2021.

Lauren Staley Ferry
 Lauren Staley Ferry, County Clerk
 The County of Will, Illinois

Fountaindale Public Library District Trustee

Vote for not more than THREE

Reg Vtrs: 1,202

Precincts 4

Total votes: 606

Ballots Counted: 278

	80048	80049	80093	80128	Total
Robert "Bobby" N. Armstrong	33	91	18	6	148
Steven J. Prodehl	30	57	15	5	107
Celeste M. Bermejo	37	90	23	11	161
Otis J. Gatlin	14	31	10	5	60
Jennifer Korb	32	69	18	11	130
Registered Voters	284	699	152	67	1,202
Ballots Counted	68	155	36	19	278

	VOTES	PERCENT		VOTES	PERCENT
01 = BALLOTS CAST	5,543		FRANKFORT LIBRARY TRUSTEE UNEXP 2YR		
FRANKFORT LIBRARY TRUSTEE FULL			VOTE FOR NOT MORE THAN 1		
VOTE FOR NOT MORE THAN 5			09 = JAN LOOK*	4,006	100.00
02 = JOHN KARABIS*	2,979	19.09	10 = OVER VOTES	0	
03 = CINDY WAGNER*	3,367	21.57	11 = UNDER VOTES	1,537	
04 = JOHN SCHNEIDER*	3,029	19.41			
05 = JENNIFER KNUTSON*	3,306	21.18			
06 = DAVID DRISKO*	2,926	18.75			
07 = OVER VOTES	0				
08 = UNDER VOTES	12,108				

	01	02	03	04	05	06	07	08	09	10	11
0059 FRANKFORT PCT 003	0	0	0	0	0	0	0	0	0	0	0
0060 FRANKFORT PCT 004	0	0	0	0	0	0	0	0	0	0	0
0064 FRANKFORT PCT 008	71	48	53	47	53	48	0	106	59	0	12
0066 FRANKFORT PCT 010	0	0	0	0	0	0	0	0	0	0	0
0067 FRANKFORT PCT 011	532	299	335	302	332	291	0	1101	406	0	126
0069 FRANKFORT PCT 013	13	5	6	4	5	4	0	41	6	0	7
0070 FRANKFORT PCT 014	209	110	128	111	123	115	0	458	146	0	63
0071 FRANKFORT PCT 015	164	97	113	104	107	95	0	304	131	0	33
0072 FRANKFORT PCT 016	364	208	219	193	218	197	0	785	251	0	113
0073 FRANKFORT PCT 017	149	86	90	88	82	81	0	318	96	0	53
0074 FRANKFORT PCT 018	253	142	153	142	162	135	0	531	188	0	65
0075 FRANKFORT PCT 019	216	119	135	115	127	114	0	470	151	0	65
0076 FRANKFORT PCT 020	199	104	120	110	123	109	0	429	136	0	63
0077 FRANKFORT PCT 021	373	193	228	197	209	193	0	845	266	0	107
0078 FRANKFORT PCT 022	505	270	311	279	313	280	0	1072	367	0	138
0079 FRANKFORT PCT 023	526	274	316	290	304	268	0	1178	391	0	135
0080 FRANKFORT PCT 024	286	139	170	149	172	150	0	650	191	0	95
0081 FRANKFORT PCT 025	557	291	317	293	317	272	0	1295	394	0	163
0082 FRANKFORT PCT 026	406	193	234	198	233	194	0	978	285	0	121
0083 FRANKFORT PCT 027	359	200	204	209	200	181	0	801	268	0	91
0084 FRANKFORT PCT 028	361	201	235	198	226	199	0	746	274	0	87

I, the undersigned do hereby certify that on April 27, 2021, I canvassed the returns of an election held on April 6, 2021 for FRANKFORT PUBLIC LIBRARY DISTRICT, and I proclaim that a total of **5,557** voters requested and received ballots and I do further certify the number of votes received for each candidate for this office, **and the winners are denoted with an asterisk next to his or her name.**

I further certify that the above is a true and complete Abstract of Votes and was prepared in my presence on April 27, 2021.

Lauren Staley Ferry
 Lauren Staley Ferry, County Clerk
 The County of Will, Illinois

1 Trst, Frankfort Library District, 4yr.

					1	1	1	1	1					
		Registered	Ballots Cast	Turnout (%)	John Karabis	Cindy Wagner	John Schneider	Jennifer Knutson	David Drisko					
9000001	Total	4	1	25.00	1	1	1	1	1					
9000023	Total	16	0	0.00										
9000050	Total	779	13	1.67	9	9	10	12	10					
Rich	Total	799	14	1.75	10	10	11	13	11					

1 Trst, Frankfort Library District, 2yr.

					1									
		Registered	Ballots Cast	Turnout (%)	Jan Look									
9000001	Total	4	1	25.00	1									
9000023	Total	16	0	0.00										
9000050	Total	779	13	1.67	12									
Rich	Total	799	14	1.75	13									

	VOTES	PERCENT	HOMER LIBRARY TRUSTEE UNEXP 2YR	VOTES	PERCENT
01 = BALLOTS CAST	5,012		VOTE FOR NOT MORE THAN 1		
HOMER LIBRARY TRUSTEE FULL			08 = CLARE LUND*	3,583	100.00
VOTE FOR NOT MORE THAN 3			09 = OVER VOTES	0	
02 = ROBERT J. MIKOLS	1,946	19.87	10 = UNDER VOTES	1,429	
03 = KATHRYN MITCHELL*	2,844	29.04			
04 = PHYLLIS DAHLSTRAND*	2,243	22.90			
05 = EILEEN McCAFFREY*	2,761	28.19			
06 = OVER VOTES	8				
07 = UNDER VOTES	5,218				

	01	02	03	04	05	06	07	08	09	10
0087 HOMER PCT 001	171	80	85	65	88	1	192	124	0	47
0088 HOMER PCT 002	318	120	183	164	181	2	300	223	0	95
0089 HOMER PCT 003	243	108	128	108	133	0	252	174	0	69
0090 HOMER PCT 004	307	129	157	116	162	0	357	187	0	120
0091 HOMER PCT 005	245	93	138	103	139	0	262	176	0	69
0092 HOMER PCT 006	223	91	138	111	134	0	195	167	0	56
0093 HOMER PCT 007	325	132	185	148	180	0	330	232	0	93
0094 HOMER PCT 008	251	124	150	121	159	1	196	193	0	58
0095 HOMER PCT 009	176	81	94	74	96	0	183	123	0	53
0096 HOMER PCT 010	252	95	142	124	133	0	262	185	0	67
0097 HOMER PCT 011	309	124	173	134	177	1	316	218	0	91
0098 HOMER PCT 012	299	117	168	130	157	0	325	200	0	99
0099 HOMER PCT 013	313	107	184	143	170	1	332	236	0	77
0100 HOMER PCT 014	411	146	225	184	211	1	464	291	0	120
0101 HOMER PCT 015	386	131	235	179	230	0	383	295	0	91
0102 HOMER PCT 016	236	84	147	111	132	0	234	177	0	59
0103 HOMER PCT 017	232	86	130	89	106	0	285	149	0	83
0104 HOMER PCT 018	315	98	182	139	173	1	350	233	0	82

I, the undersigned do hereby certify that on April 27, 2021, I canvassed the returns of an election held on April 6, 2021 for HOMER TOWNSHIP PUBLIC LIBRARY DISTRICT, and I proclaim that a total of **5,012** voters requested and received ballots and I do further certify the number of votes received for each candidate for this office, **and the winners are denoted with an asterisk next to his or her name.**

I further certify that the above is a true and complete Abstract of Votes and was prepared in my presence on April 27, 2021.

Lauren Staley Ferry
 Lauren Staley Ferry, County Clerk
 The County of Will, Illinois

	VOTES	PERCENT		VOTES	PERCENT
01 = BALLOTS CAST	1,700		MANHATTAN-ELWOOD LIBRARY TRUSTEE UNEXP 2YR		
MANHATTAN-ELWOOD LIBRARY TRUSTEE FULL			VOTE FOR NOT MORE THAN 2		
VOTE FOR NOT MORE THAN 4			08 = JANICE KREKEL*	1,020	48.48
02 = KERI ENGLISH*	1,010	33.25	09 = JULIE A. MASON*	1,084	51.52
03 = ROBERT BRAAM*	913	30.05	10 = OVER VOTES	0	
04 = PATRICIA L. BLATTI*	1,115	36.70	11 = UNDER VOTES	1,296	
05 = No Candidate	0				
06 = OVER VOTES	0				
07 = UNDER VOTES	3,762				

	01	02	03	04	05	06	07	08	09	10	11
0085 GREEN GARDEN PCT 001	0	0	0	0	0	0	0	0	0	0	0
0105 JACKSON PCT 001	101	66	59	77	0	0	202	78	66	0	58
0106 JACKSON PCT 002	155	90	82	109	0	0	339	95	103	0	112
0168 MANHATTAN PCT 001	301	186	159	192	0	0	667	177	190	0	235
0169 MANHATTAN PCT 002	502	277	261	333	0	0	1137	295	301	0	408
0170 MANHATTAN PCT 003	335	212	198	220	0	0	710	209	225	0	236
0171 MANHATTAN PCT 004	306	179	154	184	0	0	707	166	199	0	247

I, the undersigned do hereby certify that on April 27, 2021, I canvassed the returns of an election held on April 6, 2021 for MANHATTAN-ELWOOD PUBLIC LIBRARY, and I proclaim that a total of **1,700** voters requested and received ballots and I do further certify the number of votes received for each candidate for this office, **and the winners are denoted with an asterisk next to his or her name.**

I further certify that the above is a true and complete Abstract of Votes and was prepared in my presence on April 27, 2021.

Lauren Staley Ferry
 Lauren Staley Ferry, County Clerk
 The County of Will, Illinois

	VOTES	PERCENT		VOTES	PERCENT
01 = BALLOTS CAST	7		MANTENO PUBLIC LIBRARY TRUSTEE UNEXP 2YR		
MANTENO PUBLIC LIBRARY TRUSTEE FULL			VOTE FOR NOT MORE THAN 1		
VOTE FOR NOT MORE THAN 2			06 = MARY BETH COLLIER	6	100.00
02 = CARA L. BALDWIN	5	45.45	07 = OVER VOTES	0	
03 = SUSAN M. TURNER	6	54.55	08 = UNDER VOTES	1	
04 = OVER VOTES	0				
05 = UNDER VOTES	3				

01	02	03	04	05	06	07	08	

7	5	6	0	3	6	0	1	

0265 WESLEY PCT 001

<p>This political subdivision has been canvassed by the election authority in which their principal office is located.</p>
--

01 = BALLOTS CAST
MOKENA LIBRARY TRUSTEE FULL
VOTE FOR NOT MORE THAN 3
02 = CAROL A. THEODOROU*
03 = No Candidate
04 = OVER VOTES
05 = UNDER VOTES

VOTES PERCENT
2,581
MOKENA LIBRARY TRUSTEE UNEXP 4YR
VOTE FOR NOT MORE THAN 2
06 = MARILYN E. O'ROURKE*
07 = ALVIN R. KEMPF JR.*
1,928 100.00
08 = OVER VOTES
09 = UNDER VOTES
0
0
5,815

VOTES PERCENT
1,851 55.90
1,460 44.10
0
1,851

	01	02	03	04	05	06	07	08	09
0057 FRANKFORT PCT 001	321	254	0	0	709	238	195	0	209
0058 FRANKFORT PCT 002	220	164	0	0	496	156	129	0	155
0059 FRANKFORT PCT 003	0	0	0	0	0	0	0	0	0
0060 FRANKFORT PCT 004	171	125	0	0	388	122	94	0	126
0061 FRANKFORT PCT 005	360	287	0	0	793	275	224	0	221
0062 FRANKFORT PCT 006	270	201	0	0	609	193	160	0	187
0063 FRANKFORT PCT 007	244	184	0	0	548	177	136	0	175
0064 FRANKFORT PCT 008	75	52	0	0	173	49	40	0	61
0068 FRANKFORT PCT 012	280	214	0	0	626	207	154	0	199
0069 FRANKFORT PCT 013	210	154	0	0	476	151	104	0	165
0073 FRANKFORT PCT 017	287	194	0	0	667	189	144	0	241
0074 FRANKFORT PCT 018	143	99	0	0	330	94	80	0	112

I, the undersigned do hereby certify that on April 27, 2021, I canvassed the returns of an election held on April 6, 2021 for MOKENA COMMUNITY PUBLIC LIBRARY DISTRICT, and I proclaim that a total of **2,581** voters requested and received ballots and I do further certify the number of votes received for each candidate for this office, **and the winners are denoted with an asterisk next to his or her name.**

I further certify that the above is a true and complete Abstract of Votes and was prepared in my presence on April 27, 2021.

Lauren Staley Ferry
Lauren Staley Ferry, County Clerk
The County of Will, Illinois

VOTES PERCENT

VOTES PERCENT

01 = BALLOTS CAST

4,370

NEW LENOX LIBRARY TRUSTEE
 VOTE FOR NOT MORE THAN 2
 02 = CARI DIDION*
 03 = COLETTE G. LOECKE*
 04 = OVER VOTES
 05 = UNDER VOTES

2,590 46.87
 2,936 53.13
 0
 3,214

	01	02	03	04	05
0143 JOLIET PCT 037	18	11	16	0	9
0180 NEW LENOX PCT 001	14	10	11	0	7
0181 NEW LENOX PCT 002	226	129	154	0	169
0182 NEW LENOX PCT 003	2	2	2	0	0
0183 NEW LENOX PCT 004	210	128	153	0	139
0184 NEW LENOX PCT 005	225	146	163	0	141
0185 NEW LENOX PCT 006	177	94	125	0	135
0186 NEW LENOX PCT 007	249	146	169	0	183
0187 NEW LENOX PCT 008	242	161	168	0	155
0188 NEW LENOX PCT 009	224	133	146	0	169
0189 NEW LENOX PCT 010	300	182	212	0	206
0190 NEW LENOX PCT 011	258	138	153	0	225
0191 NEW LENOX PCT 012	199	109	126	0	163
0192 NEW LENOX PCT 013	216	137	141	0	154
0193 NEW LENOX PCT 014	305	175	183	0	252
0194 NEW LENOX PCT 015	246	137	153	0	202
0195 NEW LENOX PCT 016	274	185	200	0	163
0196 NEW LENOX PCT 017	273	160	199	0	187
0197 NEW LENOX PCT 018	177	105	117	0	132
0198 NEW LENOX PCT 019	203	108	132	0	166
0199 NEW LENOX PCT 020	332	194	213	0	257

I, the undersigned do hereby certify that on April 27, 2021, I canvassed the returns of an election held on April 6, 2021 for NEW LENOX PUBLIC LIBRARY DISTRICT, and I proclaim that a total of **4,370** voters requested and received ballots and I do further certify the number of votes received for each candidate for this office, **and the winners are denoted with an asterisk next to his or her name.**

I further certify that the above is a true and complete Abstract of Votes and was prepared in my presence on April 27, 2021.

Lauren Staley Ferry
 Lauren Staley Ferry, County Clerk
 The County of Will, Illinois

VOTES PERCENT

VOTES PERCENT

01 = BALLOTS CAST

22

VILLAGE OF ORLAND PARK LIBRARY TRUSTEE

VOTE FOR NOT MORE THAN 2

02 = JOANNA M. LIOTINE LEAFBLAD

6 23.08

03 = CHRISTIAN J. BARCELONA

10 38.46

04 = MOHAMMED JABER

2 7.69

05 = JAMIE K. MAKUCH

8 30.77

06 = OVER VOTES

0

07 = UNDER VOTES

18

01	02	03	04	05	06	07
22	6	10	2	8	0	18

0058 FRANKFORT PCT 002

This political subdivision has been canvassed by the election authority in which their principal office is located.

	VOTES	PERCENT		VOTES	PERCENT
01 = BALLOTS CAST	136		OSWEGO LIBRARY TRUSTEE UNEXP 2YR		
OSWEGO LIBRARY TRUSTEE FULL			VOTE FOR NOT MORE THAN 1		
VOTE FOR NOT MORE THAN 4			07 = TERRY FRIEDMAN	93	100.00
02 = PETER G. WALLERS	67	30.45	08 = OVER VOTES	0	
03 = TERRY TAMBLYN	81	36.82	09 = UNDER VOTES	43	
04 = JAMES CONNON	72	32.73			
05 = OVER VOTES	0				
06 = UNDER VOTES	324				

	01	02	03	04	05	06	07	08	09
0266 WHEATLAND PCT 001	82	41	48	42	0	197	54	0	28
0288 WHEATLAND PCT 023	47	21	28	25	0	114	34	0	13
0297 WHEATLAND PCT 032	2	2	2	2	0	2	2	0	0
0299 WHEATLAND PCT 034	5	3	3	3	0	11	3	0	2

This political subdivision has been canvassed by the election authority in which their principal office is located.

	VOTES	PERCENT		VOTES	PERCENT								
01 = BALLOTS CAST	170		VILLAGE OF PARK FOREST LIBRARY TRUSTEE UNEXP 4YR										
VILLAGE OF PARK FOREST LIBRARY TRUSTEE FULL			VOTE FOR NOT MORE THAN 1										
VOTE FOR NOT MORE THAN 2			08 = No Candidate	0									
02 = ALICE A. McBRIDE*	118	45.91	09 = OVER VOTES	0									
03 = TEGAN USHER	57	22.18	10 = UNDER VOTES	170									
04 = LANCE L. JEFFERSON*	66	25.68	VILLAGE OF PARK FOREST LIBRARY TRUSTEE UNEXP 2YR										
05 = WRITE-IN	16	6.23	VOTE FOR NOT MORE THAN 2										
06 = OVER VOTES	0		11 = JANIS ELMORE*	138	100.00								
07 = UNDER VOTES	83		12 = OVER VOTES	0									
			13 = UNDER VOTES	202									

	01	02	03	04	05	06	07	08	09	10	11	12	13
0006 CRETE PCT 001	42	25	18	21	1	0	19	0	0	42	37	0	47
0172 MONEE PCT 001	83	59	29	25	10	0	43	0	0	83	64	0	102
0173 MONEE PCT 002	45	34	10	20	5	0	21	0	0	45	37	0	53

This political subdivision has been canvassed by the election authority in which their principal office is located.

ABSTRACT OF VOTES

RUN DATE:04/21/21 12:30 PM

WILL COUNTY, ILLINOIS
 CONSOLIDATED ELECTION
 APRIL 6, 2021

OFFICIAL RESULTS

REPORT-EL86 PAGE 099

	VOTES	PERCENT		VOTES	PERCENT
01 = BALLOTS CAST	2,808		PEOTONE LIBRARY TRUSTEE UNEXP 2YR		
PEOTONE LIBRARY TRUSTEE FULL			VOTE FOR NOT MORE THAN 1		
VOTE FOR NOT MORE THAN 4			08 = No Candidate	0	
02 = DAWN M. LADISLAS*	1,326	21.58	09 = WRITE-IN*	191	100.00
03 = JEAN OLIVER*	1,608	26.16	10 = OVER VOTES	0	
04 = MARY A. CANN*	1,652	26.88	11 = UNDER VOTES	2,617	
05 = ANN MARIE NAGEL*	1,560	25.38			
06 = OVER VOTES	0				
07 = UNDER VOTES	5,086				

	01	02	03	04	05	06	07	08	09	10	11
0085 GREEN GARDEN PCT 001	338	162	180	179	189	0	642	0	15	0	323
0086 GREEN GARDEN PCT 002	427	211	251	255	254	0	737	0	17	0	410
0172 MONEE PCT 001	53	28	30	35	31	0	88	0	10	0	43
0174 MONEE PCT 003	349	149	164	176	158	0	749	0	32	0	317
0175 MONEE PCT 004	432	205	206	200	203	0	914	0	49	0	383
0179 MONEE PCT 008	251	102	109	119	114	0	560	0	29	0	222
0200 PEOTONE PCT 001	356	168	250	245	228	0	533	0	15	0	341
0201 PEOTONE PCT 002	336	174	248	265	231	0	426	0	15	0	321
0300 WILL PCT 001	153	80	100	110	91	0	231	0	6	0	147
0304 WILTON PCT 001	113	47	70	68	61	0	206	0	3	0	110

I, the undersigned do hereby certify that on April 27, 2021, I canvassed the returns of an election held on April 6, 2021 for PEOTONE PUBLIC LIBRARY DISTRICT, and I proclaim that a total of **2,808** voters requested and received ballots and I do further certify the number of votes received for each candidate for this office, **and the winners are denoted with an asterisk next to his or her name.**

I further certify that the above is a true and complete Abstract of Votes and was prepared in my presence on April 27, 2021.

Lauren Staley Ferry
 Lauren Staley Ferry, County Clerk
 The County of Will, Illinois

	VOTES	PERCENT		VOTES	PERCENT
01 = BALLOTS CAST	7,127		PLAINFIELD LIBRARY TRUSTEE UNEXP 2YR		
PLAINFIELD LIBRARY TRUSTEE FULL			VOTE FOR NOT MORE THAN 1		
VOTE FOR NOT MORE THAN 4			13 = ALICIA MALEC*	5,162	100.00
02 = VICKI M. KNIGHT*	3,757	19.06	14 = OVER VOTES	0	
03 = LISA SCHMIDT*	3,975	20.16	15 = UNDER VOTES	1,965	
04 = DAVID A. McMURTRIE*	2,627	13.33			
05 = ERIKA GROTT*	3,454	17.52			
06 = WASIF RAHMAN	770	3.91			
07 = HASAN A. KHAN	1,150	5.83			
08 = MARIYAM N. BAKHTIYAR	1,218	6.18			
09 = TAHMEENA ALI	1,125	5.71			
10 = SARAH SHEIKH	1,638	8.31			
11 = OVER VOTES	11				
12 = UNDER VOTES	8,750				

	01	02	03	04	05	06	07	08	09	10	11	12	13	14	15
0202 PLAINFIELD PCT 001	241	124	132	76	108	27	51	43	42	65	0	296	181	0	60
0203 PLAINFIELD PCT 002	198	92	109	76	94	27	38	35	39	53	0	229	149	0	49
0204 PLAINFIELD PCT 003	211	104	117	85	98	13	28	35	27	43	0	294	149	0	62
0205 PLAINFIELD PCT 004	37	26	21	12	11	3	8	11	7	13	0	36	24	0	13
0206 PLAINFIELD PCT 005	66	46	49	25	38	6	10	11	9	15	0	55	47	0	19
0207 PLAINFIELD PCT 006	77	40	44	20	34	19	18	24	17	23	0	69	54	0	23
0208 PLAINFIELD PCT 007	77	40	46	27	37	9	15	13	15	19	0	87	63	0	14
0209 PLAINFIELD PCT 008	271	125	135	106	116	30	43	66	36	55	0	372	191	0	80
0210 PLAINFIELD PCT 009	347	173	175	139	168	23	34	51	36	46	1	539	249	0	98
0211 PLAINFIELD PCT 010	358	203	205	138	153	24	42	48	30	66	0	523	238	0	120
0212 PLAINFIELD PCT 011	26	19	16	4	15	2	4	9	8	11	0	16	23	0	3
0213 PLAINFIELD PCT 012	69	39	43	20	35	8	12	14	11	20	0	74	47	0	22
0214 PLAINFIELD PCT 013	375	209	207	141	173	32	38	52	46	71	2	523	266	0	109
0215 PLAINFIELD PCT 014	294	154	165	114	141	49	52	45	50	63	0	343	208	0	86
0216 PLAINFIELD PCT 015	253	138	157	103	131	24	25	37	21	54	0	322	161	0	92
0217 PLAINFIELD PCT 016	183	117	114	68	91	18	22	25	19	39	0	219	142	0	41
0218 PLAINFIELD PCT 017	27	15	16	14	15	3	3	2	3	2	0	35	18	0	9
0219 PLAINFIELD PCT 018	65	31	39	18	31	11	8	15	9	15	0	83	43	0	22
0220 PLAINFIELD PCT 019	95	38	39	27	39	5	20	10	16	16	0	170	66	0	29
0221 PLAINFIELD PCT 020	35	16	21	12	15	0	4	4	4	8	0	56	23	0	12
0222 PLAINFIELD PCT 021	44	20	23	18	20	3	3	5	1	10	0	73	28	0	16
0223 PLAINFIELD PCT 022	122	75	73	51	64	10	14	18	13	23	0	147	83	0	39
0224 PLAINFIELD PCT 023	29	24	23	16	22	2	1	6	5	9	0	8	23	0	6
0225 PLAINFIELD PCT 024	85	47	56	39	42	8	13	16	11	12	0	96	61	0	24
0226 PLAINFIELD PCT 025	47	22	28	19	23	5	8	6	11	11	0	55	37	0	10
0227 PLAINFIELD PCT 026	36	22	21	12	22	1	6	5	5	13	0	37	29	0	7
0228 PLAINFIELD PCT 027	56	40	36	12	31	4	6	8	13	20	0	54	45	0	11
0229 PLAINFIELD PCT 028	14	7	6	3	4	1	2	2	1	5	0	25	10	0	4
0230 PLAINFIELD PCT 029	0	0	0	0	0	0	0	0	0	0	0	0	0	0	0
0232 PLAINFIELD PCT 031	13	10	10	7	10	0	0	0	1	3	0	11	9	0	4
0233 PLAINFIELD PCT 032	0	0	0	0	0	0	0	0	0	0	0	0	0	0	0
0234 PLAINFIELD PCT 033	0	0	0	0	0	0	0	0	0	0	0	0	0	0	0
0235 PLAINFIELD PCT 034	5	2	3	2	2	0	1	1	1	3	0	5	4	0	1
0236 PLAINFIELD PCT 035	73	30	42	18	30	8	12	14	14	19	0	105	53	0	20
0266 WHEATLAND PCT 001	269	143	144	85	124	55	60	55	57	61	0	292	187	0	82
0281 WHEATLAND PCT 016	77	40	44	24	40	13	14	11	18	19	1	81	64	0	13
0284 WHEATLAND PCT 019	239	92	104	60	92	31	55	58	61	80	0	323	164	0	75
0287 WHEATLAND PCT 022	513	243	275	186	241	76	126	114	110	144	3	525	377	0	136
0288 WHEATLAND PCT 023	164	84	89	51	87	23	25	35	33	45	0	184	115	0	49
0290 WHEATLAND PCT 025	242	128	129	92	129	16	37	41	35	50	1	307	184	0	58
0291 WHEATLAND PCT 026	275	146	159	104	151	25	41	41	47	55	0	331	196	0	79
0292 WHEATLAND PCT 027	481	214	219	140	186	82	109	88	116	122	1	644	339	0	142
0293 WHEATLAND PCT 028	295	174	176	123	160	25	48	44	47	62	0	321	228	0	67
0294 WHEATLAND PCT 029	395	249	252	182	228	30	55	56	36	91	1	397	320	0	75

	VOTES	PERCENT		VOTES	PERCENT
01 = BALLOTS CAST	7,127		PLAINFIELD LIBRARY TRUSTEE UNEXP 2YR		
PLAINFIELD LIBRARY TRUSTEE FULL			VOTE FOR NOT MORE THAN 1		
VOTE FOR NOT MORE THAN 4			13 = ALICIA MALEC*	5,162	100.00
02 = VICKI M. KNIGHT*	3,757	19.06	14 = OVER VOTES	0	
03 = LISA SCHMIDT*	3,975	20.16	15 = UNDER VOTES	1,965	
04 = DAVID A. McMURTRIE*	2,627	13.33			
05 = ERIKA GROTT*	3,454	17.52			
06 = WASIF RAHMAN	770	3.91			
07 = HASAN A. KHAN	1,150	5.83			
08 = MARIYAM N. BAKHTIYAR	1,218	6.18			
09 = TAHMEENA ALI	1,125	5.71			
10 = SARAH SHEIKH	1,638	8.31			
11 = OVER VOTES	11				
12 = UNDER VOTES	8,750				

(CONTINUED FROM PREVIOUS PAGE)

	01	02	03	04	05	06	07	08	09	10	11	12	13	14	15
0295 WHEATLAND PCT 030	348	196	213	158	203	19	39	44	44	84	1	388	264	0	84

I, the undersigned do hereby certify that on April 27, 2021, I canvassed the returns of an election held on April 6, 2021 for PLAINFIELD PUBLIC LIBRARY DISTRICT, and I proclaim that a total of **7,480** voters requested and received ballots and I do further certify the number of votes received for each candidate for this office, **and the winners are denoted with an asterisk next to his or her name.**

I further certify that the above is a true and complete Abstract of Votes and was prepared in my presence on April 27, 2021.

Lauren Staley Ferry
 Lauren Staley Ferry, County Clerk
 The County of Will, Illinois

	R V E O G T I E S R T S E R E D	B C A A L S L T O T S	T P U E R R N C O E U N T T A G E	PLAINFIELD PUB. LIB. TRUSTEE-UNEXP. 2YR A M L A I L C E I C A (NON)
2 PRECINCTS				
0077 NA AU SAY 1	1069	218	20.39	0
0078 NA AU SAY 2	2332	135	5.79	0
GRAND TOTALS	3401	353	10.38	0

	VOTES	PERCENT	SHOREWOOD-TROY LIBRARY TRUSTEE UNEXP 4YR						VOTES	PERCENT
01 = BALLOTS CAST	2,457		VOTE FOR NOT MORE THAN 1						1,856	100.00
SHOREWOOD-TROY LIBRARY TRUSTEE FULL			06 = TRACY E. CASWELL*						0	
VOTE FOR NOT MORE THAN 2			07 = OVER VOTES						601	
02 = ROBERT STAHL*	1,705	53.99	08 = UNDER VOTES							
03 = VITO SCHULTZ*	1,453	46.01								
04 = OVER VOTES	0									
05 = UNDER VOTES	1,756									

	01	02	03	04	05	06	07	08		

0240 TROY PCT 001	0	0	0	0	0	0	0	0		
0241 TROY PCT 002	1	1	1	0	0	1	0	0		
0242 TROY PCT 003	59	52	44	0	22	51	0	8		
0243 TROY PCT 004	20	16	17	0	7	18	0	2		
0244 TROY PCT 005	11	9	8	0	5	10	0	1		
0246 TROY PCT 007	226	156	124	0	172	170	0	56		
0247 TROY PCT 008	18	9	12	0	15	11	0	7		
0248 TROY PCT 009	45	36	28	0	26	36	0	9		
0249 TROY PCT 010	222	158	134	0	152	180	0	42		
0250 TROY PCT 011	33	27	23	0	16	24	0	9		
0252 TROY PCT 013	402	297	257	0	250	328	0	74		
0253 TROY PCT 014	281	209	172	0	181	218	0	63		
0254 TROY PCT 015	275	183	162	0	205	192	0	83		
0256 TROY PCT 017	337	209	184	0	281	240	0	97		
0257 TROY PCT 018	7	6	5	0	3	6	0	1		
0259 TROY PCT 020	241	164	137	0	181	184	0	57		
0260 TROY PCT 021	274	170	144	0	234	185	0	89		
0261 TROY PCT 022	5	3	1	0	6	2	0	3		

I, the undersigned do hereby certify that on April 27, 2021, I canvassed the returns of an election held on April 6, 2021 for SHOREWOOD-TROY PUBLIC LIBRARY DISTRICT, and I proclaim that a total of **2,457** voters requested and received ballots and I do further certify the number of votes received for each candidate for this office, **and the winners are denoted with an asterisk next to his or her name.**

I further certify that the above is a true and complete Abstract of Votes and was prepared in my presence on April 27, 2021.

Lauren Staley Ferry
 Lauren Staley Ferry, County Clerk
 The County of Will, Illinois

VOTES PERCENT

VOTES PERCENT

01 = BALLOTS CAST

571

STEGER-SOUTH CHICAGO HEIGHTS LIBRARY TRUSTEE

VOTE FOR NOT MORE THAN 4

- 02 = JOY NYHANNA
- 03 = SANDRA JOYCE
- 04 = LISA STANTON
- 05 = OVER VOTES
- 06 = UNDER VOTES

283 28.27
 401 40.06
 317 31.67
 0
 1,283

	01	02	03	04	05	06
0006 CRETE PCT 001	0	0	0	0	0	0
0007 CRETE PCT 002	201	112	158	122	0	412
0008 CRETE PCT 003	335	158	222	176	0	784
0009 CRETE PCT 004	35	13	21	19	0	87

This political subdivision has been canvassed by the election authority in which their principal office is located.

VOTES PERCENT

VOTES PERCENT

01 = BALLOTS CAST

697

VILLAGE OF TINLEY PARK LIBRARY TRUSTEE

VOTE FOR NOT MORE THAN 3

02 = BRAD DANIELS

440 32.64

03 = LAURA HESS-WOJCIK

480 35.61

04 = DARREN B. MEYERS

428 31.75

05 = OVER VOTES

0

06 = UNDER VOTES

743

	01	02	03	04	05	06
0059 FRANKFORT PCT 003	248	151	165	144	0	284
0064 FRANKFORT PCT 008	71	44	45	42	0	82
0065 FRANKFORT PCT 009	188	118	131	115	0	200
0066 FRANKFORT PCT 010	190	127	139	127	0	177
0070 FRANKFORT PCT 014	0	0	0	0	0	0

This political subdivision has been canvassed by the election authority in which their principal office is located.

	VOTES	PERCENT					VOTES	PERCENT
01 = BALLOTS CAST	662		THREE RIVERS LIBRARY TRUSTEE					
			VOTE FOR NOT MORE THAN 3					
						02 = PEGGY MCEVILLY-REED*	464 34.65	
						03 = JENNIFER DOYLE*	434 32.41	
						04 = WENDY McSTEEN*	441 32.94	
						05 = OVER VOTES	0	
						06 = UNDER VOTES	647	

	01	02	03	04	05	06		

0001 CHANNAHON PCT 001	116	79	69	80	0	120		
0002 CHANNAHON PCT 002	157	116	105	109	0	141		
0003 CHANNAHON PCT 003	129	91	80	81	0	135		
0004 CHANNAHON PCT 004	105	73	69	74	0	99		
0005 CHANNAHON PCT 005	78	49	56	46	0	83		
0242 TROY PCT 003	10	9	9	9	0	3		
0260 TROY PCT 021	0	0	0	0	0	0		
0261 TROY PCT 022	67	47	46	42	0	66		

I, the undersigned do hereby certify that on April 27, 2021, I canvassed the returns of an election held on April 6, 2021 for THREE RIVERS PUBLIC LIBRARY, and I proclaim that a total of **1,844** voters requested and received ballots and I do further certify the number of votes received for each candidate for this office, **and the winners are denoted with an asterisk next to his or her name.**

I further certify that the above is a true and complete Abstract of Votes and was prepared in my presence on April 27, 2021.

Lauren Staley Ferry
 Lauren Staley Ferry, County Clerk
 The County of Will, Illinois

Statement of Votes Cast
 Grundy County, IL
 Consolidated Election
 April 6, 2021

Date:04/21/21
 Time:11:07:11
 Page:448 of 604

SOVC For Jurisdiction Wide, All Counters, All Races
 Official Results

TRUSTEE-3 RIV LIB											
	Reg. Voters	Vote For	Times Counted	Total Votes	Times Over Voted	Number Of Under Votes	PEGGY MCEVILLY-REEE	JENNIFER DOYLE	WENDY MCSTEEN		
Total	-	-	-	-	-	-	-	-	-	-	-
SARATOGA 02	-	-	-	-	-	-	-	-	-	-	-
Polling	-	-	-	-	-	-	-	-	-	-	-
EARLY-GRACE-VBM	-	-	-	-	-	-	-	-	-	-	-
POST ELECTION	-	-	-	-	-	-	-	-	-	-	-
Total	-	-	-	-	-	-	-	-	-	-	-
SARATOGA 03	-	-	-	-	-	-	-	-	-	-	-
Polling	-	-	-	-	-	-	-	-	-	-	-
EARLY-GRACE-VBM	-	-	-	-	-	-	-	-	-	-	-
POST ELECTION	-	-	-	-	-	-	-	-	-	-	-
Total	-	-	-	-	-	-	-	-	-	-	-
SARATOGA 04	-	-	-	-	-	-	-	-	-	-	-
Polling	-	-	-	-	-	-	-	-	-	-	-
EARLY-GRACE-VBM	-	-	-	-	-	-	-	-	-	-	-
POST ELECTION	-	-	-	-	-	-	-	-	-	-	-
Total	-	-	-	-	-	-	-	-	-	-	-
SARATOGA 05	-	-	-	-	-	-	-	-	-	-	-
Polling	-	-	-	-	-	-	-	-	-	-	-
EARLY-GRACE-VBM	-	-	-	-	-	-	-	-	-	-	-
POST ELECTION	-	-	-	-	-	-	-	-	-	-	-
Total	-	-	-	-	-	-	-	-	-	-	-
VIENNA 01	-	-	-	-	-	-	-	-	-	-	-
Polling	-	-	-	-	-	-	-	-	-	-	-
EARLY-GRACE-VBM	-	-	-	-	-	-	-	-	-	-	-
POST ELECTION	-	-	-	-	-	-	-	-	-	-	-
Total	-	-	-	-	-	-	-	-	-	-	-
WAUPONSEE 01	-	-	-	-	-	-	-	-	-	-	-
Polling	-	-	-	-	-	-	-	-	-	-	-
EARLY-GRACE-VBM	-	-	-	-	-	-	-	-	-	-	-
POST ELECTION	-	-	-	-	-	-	-	-	-	-	-
Total	-	-	-	-	-	-	-	-	-	-	-
WAUPONSEE 02	-	-	-	-	-	-	-	-	-	-	-
Polling	-	-	-	-	-	-	-	-	-	-	-
EARLY-GRACE-VBM	-	-	-	-	-	-	-	-	-	-	-
POST ELECTION	-	-	-	-	-	-	-	-	-	-	-
Total	-	-	-	-	-	-	-	-	-	-	-
Total	9734	21	447	888	0	453	320 36.04%	299 33.67%	269 30.29%		
Polling	9734	21	117	230	0	121	87 37.83%	75 32.61%	68 29.57%		
EARLY-GRACE-VBM	9734	21	7	9	0	12	4 44.44%	3 33.33%	2 22.22%		
POST ELECTION	9734	21	7	9	0	12	4 44.44%	3 33.33%	2 22.22%		
Total	9734	63	571	1127	0	586	411 36.47%	377 33.45%	339 30.08%		

	R V	B C	T P	THREE RIVERS PUB.LIBRARY TRUSTEE 3 TO BE ELECTED		
	E O	A A	U E	P M	J D	W M
	G T	A A	R R	E c	E O	E c
	I E	L S	N C	G E	N Y	N S
	S R	L T	O E	G V	-	D T
	T S	T T	U N	Y I	R I E	Y E
	E	A	T T	L	E F	E
	R O	G	A	L J D	E E	E
	E T	E	G	L E O	D R	N
	D S	E	E	Y N L	(NON)	(NON)
				(NON)	(NON)	(NON)
3 PRECINCTS						
0085 SEWARD 1	1186	405	34.15	261	222	205
0086 SEWARD 2	1085	82	7.56	2	3	2
0087 SEWARD 3	1460	124	8.49	5	5	5
GRAND TOTALS	3731	611	16.38	268	230	212

	VOTES	PERCENT		VOTES	PERCENT			
01 = BALLOTS CAST	792		UNIVERSITY PARK LIBRARY TRUSTEE					
			VOTE FOR NOT MORE THAN 4					
			02 = JAMES W. YOUNG*	468	21.70			
			03 = JEWELL THOMPSON*	464	21.51			
			04 = BETTIE J. WAYNE	362	16.78			
			05 = PHYLLIS M. SAUNDERS*	414	19.19			
			06 = DEBRA K. TAYLOR*	449	20.82			
			07 = OVER VOTES	2				
			08 = UNDER VOTES	1,003				

	01	02	03	04	05	06	07	08

0006 CRETE PCT 001	46	29	23	27	21	36	0	48
0172 MONEE PCT 001	1	0	1	1	1	1	0	0
0173 MONEE PCT 002	133	80	69	77	69	74	1	159
0175 MONEE PCT 004	0	0	0	0	0	0	0	0
0176 MONEE PCT 005	183	97	107	76	91	95	0	266
0177 MONEE PCT 006	159	98	101	78	71	91	0	197
0178 MONEE PCT 007	270	164	163	103	161	152	1	333
0179 MONEE PCT 008	0	0	0	0	0	0	0	0

I, the undersigned do hereby certify that on April 27, 2021, I canvassed the returns of an election held on April 6, 2021 for UNIVERSITY PARK PUBLIC LIBRARY DISTRICT, and I proclaim that a total of **798** voters requested and received ballots and I do further certify the number of votes received for each candidate for this office, **and the winners are denoted with an asterisk next to his or her name.**

I further certify that the above is a true and complete Abstract of Votes and was prepared in my presence on April 27, 2021.

Lauren Staley Ferry
 Lauren Staley Ferry, County Clerk
 The County of Will, Illinois

1 Trst, University Park Library District, 4yr.

					1	1	1	1	1					
		Registered	Ballots Cast	Turnout (%)	James W. Young	Jewell Thompson	Bettie J. Wayne	Phyllis M. Saunders	Debra K. Taylor					
9000038	Total	186	6	3.23	3	4	4	5	5					
Rich	Total	186	6	3.23	3	4	4	5	5					

	VOTES	PERCENT					VOTES	PERCENT
01 = BALLOTS CAST	1,287		WILMINGTON LIBRARY TRUSTEE					
			VOTE FOR NOT MORE THAN 4					
						02 = PAMELA R CLENNON*	812 26.48	
						03 = MARY M. SMITH*	744 24.26	
						04 = CARRIE REZABEK*	633 20.64	
						05 = REBECCA QUIGLEY*	878 28.63	
						06 = OVER VOTES	0	
						07 = UNDER VOTES	2,081	

	01	02	03	04	05	06	07	

0056 FLORENCE PCT 001	154	106	90	82	109	0	229	
0265 WESLEY PCT 001	124	87	82	68	87	0	172	
0301 WILMINGTON PCT 001	291	169	160	138	206	0	491	
0302 WILMINGTON PCT 002	243	150	136	111	163	0	412	
0303 WILMINGTON PCT 003	475	300	276	234	313	0	777	

I, the undersigned do hereby certify that on April 27, 2021, I canvassed the returns of an election held on April 6, 2021 for WILMINGTON PUBLIC LIBRARY DISTRICT, and I proclaim that a total of **1,287** voters requested and received ballots and I do further certify the number of votes received for each candidate for this office, **and the winners are denoted with an asterisk next to his or her name.**

I further certify that the above is a true and complete Abstract of Votes and was prepared in my presence on April 27, 2021.

Lauren Staley Ferry
 Lauren Staley Ferry, County Clerk
 The County of Will, Illinois

	VOTES PERCENT		WHITE OAK LIBRARY TRUSTEE		VOTES PERCENT	
	VOTES	PERCENT	VOTES	PERCENT	VOTES	PERCENT
01 = BALLOTS CAST	7,439					
			VOTE FOR NOT MORE THAN 3			
			02 = DEANNA J. AMANN*		5,058	33.82
			03 = ANDREW KOROMA*		4,714	31.52
			04 = KELLY M. SCHNEIDER*		5,182	34.65
			05 = OVER VOTES		0	
			06 = UNDER VOTES		7,363	

	01	02	03	04	05	06
0042 DU PAGE PCT 024	1	1	1	1	0	0
0050 DU PAGE PCT 032	146	108	103	117	0	110
0051 DU PAGE PCT 033	123	93	87	95	0	94
0052 DU PAGE PCT 034	194	124	133	150	0	175
0053 DU PAGE PCT 035	38	23	22	28	0	41
0054 DU PAGE PCT 036	178	119	113	126	0	176
0055 DU PAGE PCT 037	114	79	69	79	0	115
0107 JOLIET PCT 001	49	37	26	35	0	49
0108 JOLIET PCT 002	1	1	1	1	0	0
0144 LOCKPORT PCT 001	451	349	349	366	0	289
0145 LOCKPORT PCT 002	144	96	96	98	0	142
0146 LOCKPORT PCT 003	106	67	70	74	0	107
0147 LOCKPORT PCT 004	121	90	76	89	0	108
0148 LOCKPORT PCT 005	310	191	174	199	0	366
0149 LOCKPORT PCT 006	112	72	68	69	0	127
0150 LOCKPORT PCT 007	118	87	87	97	0	83
0151 LOCKPORT PCT 008	85	57	56	62	0	80
0152 LOCKPORT PCT 009	331	269	255	259	0	210
0153 LOCKPORT PCT 010	279	161	152	178	0	346
0154 LOCKPORT PCT 011	379	228	211	243	0	455
0155 LOCKPORT PCT 012	266	166	158	176	0	298
0156 LOCKPORT PCT 013	653	509	471	499	0	480
0157 LOCKPORT PCT 014	260	179	171	184	0	246
0158 LOCKPORT PCT 015	212	143	119	133	0	241
0159 LOCKPORT PCT 016	381	256	221	250	0	416
0160 LOCKPORT PCT 017	487	277	271	295	0	618
0161 LOCKPORT PCT 018	282	176	154	166	0	350
0162 LOCKPORT PCT 019	432	320	288	314	0	374
0163 LOCKPORT PCT 020	296	188	175	199	0	326
0164 LOCKPORT PCT 021	192	133	117	132	0	194
0165 LOCKPORT PCT 022	254	169	154	174	0	265
0166 LOCKPORT PCT 023	213	134	121	142	0	242
0167 LOCKPORT PCT 024	97	68	59	59	0	105
0235 PLAINFIELD PCT 034	92	61	58	64	0	93
0245 TROY PCT 006	42	27	28	29	0	42

I, the undersigned do hereby certify that on April 27, 2021, I canvassed the returns of an election held on April 6, 2021 for WHITE OAK PUBLIC LIBRARY DISTRICT, and I proclaim that a total of **7,439** voters requested and received ballots and I do further certify the number of votes received for each candidate for this office, **and the winners are denoted with an asterisk next to his or her name.**

I further certify that the above is a true and complete Abstract of Votes and was prepared in my presence on April 27, 2021.

Lauren Staley Ferry
 Lauren Staley Ferry, County Clerk
 The County of Will, Illinois

VOTES PERCENT

01 = BALLOTS CAST

0

WOODRIDGE PUBLIC LIBRARY TRUSTEE

VOTE FOR NOT MORE THAN 2

02 = NANCY STASZAK

03 = JUDITH BLOOM

04 = OVER VOTES

05 = UNDER VOTES

VOTES PERCENT

0

0

0

0

	01	02	03	04	05
0023 DU PAGE PCT 005	0	0	0	0	0
0051 DU PAGE PCT 033	0	0	0	0	0

This political subdivision has been canvassed by the election authority in which their principal office is located.

GRADE SCHOOL DISTRICTS



LAUREN STALEY FERRY

WILL COUNTY CLERK

thewillcountyclerk.com

	VOTES	PERCENT					VOTES	PERCENT
01 = BALLOTS CAST	492		CHANEY-MONGE SD 88 BOARD MEMBER					
			VOTE FOR NOT MORE THAN 4					
						02 = JAMES FUGLSANG*	314 31.85	
						03 = KAITLIN MASON*	353 35.80	
						04 = ANDREW LOPEZ*	319 32.35	
						05 = OVER VOTES	0	
						06 = UNDER VOTES	982	

			01	02	03	04	05	06

0158 LOCKPORT PCT 015			3	1	3	1	0	7
0164 LOCKPORT PCT 021			22	13	15	20	0	40
0165 LOCKPORT PCT 022			254	163	181	166	0	506
0166 LOCKPORT PCT 023			213	137	154	132	0	429

I, the undersigned do hereby certify that on April 27, 2021, I canvassed the returns of an election held on April 6, 2021 for CHANEY-MONGE SCHOOL DISTRICT NO. 88, and I proclaim that a total of **492** voters requested and received ballots and I do further certify the number of votes received for each candidate for this office, **and the winners are denoted with an asterisk next to his or her name.**

I further certify that the above is a true and complete Abstract of Votes and was prepared in my presence on April 27, 2021.

Lauren Staley Ferry
 Lauren Staley Ferry, County Clerk
 The County of Will, Illinois

	VOTES	PERCENT						VOTES	PERCENT
01 = BALLOTS CAST	579		CHANNAHON SD 17 BOARD MEMBER						
			VOTE FOR NOT MORE THAN 4						
							02 = DEREK BREEN*	372 30.15	
							03 = PATRICIA E CLOWER*	385 31.20	
							04 = JOSEPH POPE*	420 34.04	
							05 = WRITE-IN*	57 4.62	
							06 = OVER VOTES	0	
							07 = UNDER VOTES	1,082	

	01	02	03	04	05	06	07		

0001 CHANNAHON PCT 001	116	75	78	80	5	0	226		
0002 CHANNAHON PCT 002	156	104	104	118	14	0	284		
0003 CHANNAHON PCT 003	124	86	86	92	19	0	213		
0004 CHANNAHON PCT 004	105	58	71	80	14	0	197		
0005 CHANNAHON PCT 005	78	49	46	50	5	0	162		

I, the undersigned do hereby certify that on April 27, 2021, I canvassed the returns of an election held on April 6, 2021 for CHANNAHON SCHOOL DISTRICT NO. 17, and I proclaim that a total of **579** voters requested and received ballots and I do further certify the number of votes received for each candidate for this office, **and the winners are denoted with an asterisk next to his or her name.**

I further certify that the above is a true and complete Abstract of Votes and was prepared in my presence on April 27, 2021.

Lauren Staley Ferry
 Lauren Staley Ferry, County Clérk
 The County of Will, Illinois

	VOTES	PERCENT	ELWOOD CCSD 203 BOARD MEMBER					VOTES	PERCENT
01 = BALLOTS CAST	255		VOTE FOR NOT MORE THAN 4						
			02 = JENNIFER WEDIC*				170	24.46	
			03 = KAREN DUERING*				177	25.47	
			04 = NICHELLE TOMALEWICZ*				168	24.17	
			05 = MARGARET C BOSONETTA*				180	25.90	
			06 = OVER VOTES				0		
			07 = UNDER VOTES				325		

	01	02	03	04	05	06	07		

0105 JACKSON PCT 001	110	77	79	73	82	0	129		
0106 JACKSON PCT 002	145	93	98	95	98	0	196		

I, the undersigned do hereby certify that on April 27, 2021, I canvassed the returns of an election held on April 6, 2021 for ELWOOD COMMUNITY CONSOLIDATED SCHOOL DISTRICT NO. 203, and I proclaim that a total of **255** voters requested and received ballots and I do further certify the number of votes received for each candidate for this office, **and the winners are denoted with an asterisk next to his or her name.**

I further certify that the above is a true and complete Abstract of Votes and was prepared in my presence on April 27, 2021.

Lauren Staley Ferry
 Lauren Staley Ferry, County Clerk
 The County of Will, Illinois

	VOTES	PERCENT	FAIRMONT SD 89 BOARD MEMBER							VOTES	PERCENT
01 = BALLOTS CAST	570		VOTE FOR NOT MORE THAN 3								
			02 = DELLA M. TRAVIS							238	16.49
			03 = LIZBETH CARDENAS*							410	28.41
			04 = KEN SHEPHERD*							415	28.76
			05 = LOUIS SPOONHOUR*							380	26.33
			06 = OVER VOTES							1	
			07 = UNDER VOTES							264	

	01	02	03	04	05	06	07	-----			
0161 LOCKPORT PCT 018	42	30	27	23	25	0	21				
0162 LOCKPORT PCT 019	432	128	323	336	322	1	184				
0167 LOCKPORT PCT 024	96	80	60	56	33	0	59				

I, the undersigned do hereby certify that on April 27, 2021, I canvassed the returns of an election held on April 6, 2021 for FAIRMONT SCHOOL DISTRICT NO. 89, and I proclaim that a total of **570** voters requested and received ballots and I do further certify the number of votes received for each candidate for this office, **and the winners are denoted with an asterisk next to his or her name.**

I further certify that the above is a true and complete Abstract of Votes and was prepared in my presence on April 27, 2021.

Lauren Staley Ferry
 Lauren Staley Ferry, County Clerk
 The County of Will, Illinois

		VOTES PERCENT		FRANKFORT CCSD 157-C BOARD MEMBER		VOTES PERCENT	
01 = BALLOTS CAST		4,177		VOTE FOR NOT MORE THAN 3			
				02 = PAUL ALECK*		2,944	34.34
				03 = BRETT COSICH*		2,808	32.75
				04 = ANN ZAREMBA*		2,821	32.91
				05 = OVER VOTES		0	
				06 = UNDER VOTES		3,958	

		01	02	03	04	05	06
0064	FRANKFORT PCT 008	38	28	30	31	0	25
0067	FRANKFORT PCT 011	532	392	389	375	0	440
0069	FRANKFORT PCT 013	13	5	5	8	0	21
0072	FRANKFORT PCT 016	31	17	19	15	0	42
0073	FRANKFORT PCT 017	149	111	99	95	0	142
0074	FRANKFORT PCT 018	396	280	279	279	0	350
0077	FRANKFORT PCT 021	373	271	245	245	0	358
0078	FRANKFORT PCT 022	425	306	268	281	0	420
0079	FRANKFORT PCT 023	526	377	361	362	0	478
0081	FRANKFORT PCT 025	557	366	348	349	0	608
0082	FRANKFORT PCT 026	406	261	260	271	0	426
0083	FRANKFORT PCT 027	359	269	241	243	0	324
0084	FRANKFORT PCT 028	361	253	256	259	0	315
0193	NEW LENOX PCT 014	2	1	1	1	0	3
0199	NEW LENOX PCT 020	9	7	7	7	0	6

I, the undersigned do hereby certify that on April 27, 2021, I canvassed the returns of an election held on April 6, 2021 for FRANKFORT CONSOLIDATED SCHOOL DISTRICT NO. 157-C, and I proclaim that a total of **4,177** voters requested and received ballots and I do further certify the number of votes received for each candidate for this office, **and the winners are denoted with an asterisk next to his or her name.**

I further certify that the above is a true and complete Abstract of Votes and was prepared in my presence on April 27, 2021.

Lauren Staley Ferry
 Lauren Staley Ferry, County Clerk
 The County of Will, Illinois

		VOTES	PERCENT								VOTES	PERCENT
01 = BALLOTS CAST		3,881		HOMER CCSD 33C BOARD MEMBER								
				VOTE FOR NOT MORE THAN 4								
				02 = JENNIFER RUDOLPH*							1,956	17.01
				03 = KAREN DEFILIPPIS*							2,251	19.57
				04 = KEVIN DESCHAAF*							1,975	17.17
				05 = CESAR E. MARIN							1,256	10.92
				06 = LAWRENCE G. VACALA							1,895	16.48
				07 = MELISSA CHANDARANA*							2,169	18.86
				08 = OVER VOTES							3	
				09 = UNDER VOTES							4,010	

		01	02	03	04	05	06	07	08	09		

0089	HOMER PCT 003	187	103	111	96	62	93	97	0	186		
0090	HOMER PCT 004	307	162	172	133	104	146	153	0	358		
0091	HOMER PCT 005	245	114	149	125	82	130	138	0	242		
0092	HOMER PCT 006	223	127	128	114	76	118	124	0	205		
0093	HOMER PCT 007	59	35	44	31	20	23	38	0	45		
0094	HOMER PCT 008	251	160	145	128	104	125	135	0	207		
0095	HOMER PCT 009	176	90	94	83	62	91	95	0	189		
0096	HOMER PCT 010	83	41	46	38	25	44	44	0	94		
0097	HOMER PCT 011	309	145	180	144	104	169	174	0	320		
0098	HOMER PCT 012	299	156	152	148	106	141	154	1	335		
0099	HOMER PCT 013	164	87	98	95	47	84	102	1	139		
0100	HOMER PCT 014	411	194	229	199	142	196	217	0	467		
0101	HOMER PCT 015	386	194	232	215	96	167	234	0	406		
0102	HOMER PCT 016	236	122	143	125	67	99	135	1	249		
0103	HOMER PCT 017	230	107	119	114	79	109	124	0	268		
0104	HOMER PCT 018	315	119	209	187	80	160	205	0	300		

I, the undersigned do hereby certify that on April 27, 2021, I canvassed the returns of an election held on April 6, 2021 for HOMER COMMUNITY CONSOLIDATED SCHOOL DISTRICT NO. 33C, and I proclaim that a total of **3,881** voters requested and received ballots and I do further certify the number of votes received for each candidate for this office, **and the winners are denoted with an asterisk next to his or her name.**

I further certify that the above is a true and complete Abstract of Votes and was prepared in my presence on April 27, 2021.

Lauren Staley Ferry
 Lauren Staley Ferry, County Clerk
 The County of Will, Illinois

ABSTRACT OF VOTES

RUN DATE:04/21/21 12:30 PM

WILL COUNTY, ILLINOIS
 CONSOLIDATED ELECTION
 APRIL 6, 2021

OFFICIAL RESULTS

REPORT-EL86 PAGE 169

VOTES PERCENT

VOTES PERCENT

01 = BALLOTS CAST

1,894

JOLIET SD 86 EAST SCHOOL INSPECTOR
 VOTE FOR NOT MORE THAN 1
 02 = GWEN ULMER*
 03 = OVER VOTES
 04 = UNDER VOTES

1,608 100.00
 0
 286

	01	02	03	04
0111 JOLIET PCT 005	100	85	0	15
0112 JOLIET PCT 006	104	95	0	9
0113 JOLIET PCT 007	178	148	0	30
0119 JOLIET PCT 013	123	103	0	20
0120 JOLIET PCT 014	157	126	0	31
0121 JOLIET PCT 015	132	115	0	17
0122 JOLIET PCT 016	235	194	0	41
0134 JOLIET PCT 028	110	94	0	16
0135 JOLIET PCT 029	156	127	0	29
0136 JOLIET PCT 030	136	100	0	36
0138 JOLIET PCT 032	146	136	0	10
0140 JOLIET PCT 034	140	122	0	18
0141 JOLIET PCT 035	177	163	0	14
0162 LOCKPORT PCT 019	0	0	0	0
0180 NEW LENOX PCT 001	0	0	0	0

I, the undersigned do hereby certify that on April 27, 2021, I canvassed the returns of an election held on April 6, 2021 for JOLIET PUBLIC SCHOOL DISTRICT NO. 86 – EAST SIDE, and I proclaim that a total of **1,894** voters requested and received ballots and I do further certify the number of votes received for each candidate for this office, **and the winners are denoted with an asterisk next to his or her name.**

I further certify that the above is a true and complete Abstract of Votes and was prepared in my presence on April 27, 2021.

Lauren Staley Ferry
 Lauren Staley Ferry, County Clerk
 The County of Will, Illinois

	VOTES	PERCENT		VOTES	PERCENT
01 = BALLOTS CAST	4,312		JOLIET SD 86 WEST SCHOOL INSPECTOR		
			VOTE FOR NOT MORE THAN 2		
			02 = MATTHEW PRITZ*	3,300	100.00
			03 = OVER VOTES	0	
			04 = UNDER VOTES	5,324	
	01	02	03	04	
0107 JOLIET PCT 001	149	122	0	176	
0108 JOLIET PCT 002	196	137	0	255	
0109 JOLIET PCT 003	140	117	0	163	
0110 JOLIET PCT 004	183	147	0	219	
0114 JOLIET PCT 008	160	124	0	196	
0115 JOLIET PCT 009	125	108	0	142	
0116 JOLIET PCT 010	221	169	0	273	
0117 JOLIET PCT 011	173	129	0	217	
0118 JOLIET PCT 012	129	105	0	153	
0123 JOLIET PCT 017	305	221	0	389	
0124 JOLIET PCT 018	422	299	0	545	
0125 JOLIET PCT 019	251	173	0	329	
0126 JOLIET PCT 020	181	139	0	223	
0127 JOLIET PCT 021	321	262	0	380	
0128 JOLIET PCT 022	227	184	0	270	
0129 JOLIET PCT 023	164	124	0	204	
0130 JOLIET PCT 024	103	82	0	124	
0131 JOLIET PCT 025	164	124	0	204	
0132 JOLIET PCT 026	175	148	0	202	
0133 JOLIET PCT 027	64	45	0	83	
0137 JOLIET PCT 031	166	122	0	210	
0139 JOLIET PCT 033	1	1	0	1	
0163 LOCKPORT PCT 020	0	0	0	0	
0251 TROY PCT 012	277	204	0	350	
0255 TROY PCT 016	15	14	0	16	
0258 TROY PCT 019	0	0	0	0	

I, the undersigned do hereby certify that on April 27, 2021, I canvassed the returns of an election held on April 6, 2021 for JOLIET PUBLIC SCHOOL DISTRICT NO. 86 – WEST SIDE, and I proclaim that a total of **4,312** voters requested and received ballots and I do further certify the number of votes received for each candidate for this office, **and the winners are denoted with an asterisk next to his or her name.**

I further certify that the above is a true and complete Abstract of Votes and was prepared in my presence on April 27, 2021.

Lauren Staley Ferry
 Lauren Staley Ferry, County Clerk
 The County of Will, Illinois

	VOTES	PERCENT	LARAWAY CCSD 70-C BOARD MEMBER							VOTES	PERCENT
01 = BALLOTS CAST	246		VOTE FOR NOT MORE THAN 3								
			02 = MARGE FLEET*						164	27.56	
			03 = DAVID HOOK						115	19.33	
			04 = RONALD HOPKINS*						143	24.03	
			05 = GARY WASHINGTON*						173	29.08	
			06 = OVER VOTES						0		
			07 = UNDER VOTES						143		

	01	02	03	04	05	06	07	-----			
0003 CHANNAHON PCT 003	1	0	1	1	1	0	0				
0105 JACKSON PCT 001	9	4	5	3	5	0	10				
0140 JOLIET PCT 034	1	1	1	1	0	0	0				
0141 JOLIET PCT 035	1	1	0	0	0	0	2				
0142 JOLIET PCT 036	136	95	53	84	98	0	78				
0143 JOLIET PCT 037	98	63	55	54	69	0	53				

I, the undersigned do hereby certify that on April 27, 2021, I canvassed the returns of an election held on April 6, 2021 for LARAWAY COMMUNITY CONSOLIDATED SCHOOL DISTRICT NO. 70-C, and I proclaim that a total of **246** voters requested and received ballots and I do further certify the number of votes received for each candidate for this office, **and the winners are denoted with an asterisk next to his or her name.**

I further certify that the above is a true and complete Abstract of Votes and was prepared in my presence on April 27, 2021.

Lauren Staley Ferry
 Lauren Staley Ferry, County Clerk
 The County of Will, Illinois

	VOTES	PERCENT	LOCKPORT SD 91 BOARD MEMBER FULL										VOTES	PERCENT
01 = BALLOTS CAST	1,268		VOTE FOR NOT MORE THAN 4											
LOCKPORT SD 91 BOARD MEMBER UNEXP 2YR			05 = LAURA GARRETT*										846	25.07
VOTE FOR NOT MORE THAN 1			06 = KATHLEEN GALLAGHER*										829	24.57
02 = DAVID Y. LEE*	960	100.00	07 = ESTELLA RODRIGUEZ*										822	24.36
03 = OVER VOTES	0		08 = JENNIFER FRACARO*										877	25.99
04 = UNDER VOTES	308		09 = OVER VOTES										0	
			10 = UNDER VOTES										1,698	
			01	02	03	04	05	06	07	08	09	10		
0154 LOCKPORT PCT 011	379	293	0	86	252	246	245	269	0	504				
0155 LOCKPORT PCT 012	216	159	0	57	150	149	144	152	0	269				
0159 LOCKPORT PCT 016	186	147	0	39	129	130	130	140	0	215				
0160 LOCKPORT PCT 017	487	361	0	126	315	304	303	316	0	710				

I, the undersigned do hereby certify that on April 27, 2021, I canvassed the returns of an election held on April 6, 2021 for LOCKPORT SCHOOL DISTRICT NO. 91, and I proclaim that a total of **1,268** voters requested and received ballots and I do further certify the number of votes received for each candidate for this office, **and the winners are denoted with an asterisk next to his or her name.**

I further certify that the above is a true and complete Abstract of Votes and was prepared in my presence on April 27, 2021.

Lauren Staley Ferry
 Lauren Staley Ferry, County Clerk
 The County of Will, Illinois

	VOTES	PERCENT		VOTES	PERCENT
01 = BALLOTS CAST	1,428		MANHATTAN SD 114 BOARD MEMBER		
			VOTE FOR NOT MORE THAN 4		
			02 = EMILY J. DOTZENROD*	755	19.55
			03 = TERRY DOYLE*	783	20.28
			04 = SCOTT MANCKE*	770	19.94
			05 = BARBARA STEFFEN*	858	22.22
			06 = CHARITY COLLINS	695	18.00
			07 = OVER VOTES	1	
			08 = UNDER VOTES	1,847	

	01	02	03	04	05	06	07	08
0085 GREEN GARDEN PCT 001	0	0	0	0	0	0	0	0
0105 JACKSON PCT 001	0	0	0	0	0	0	0	0
0106 JACKSON PCT 002	10	5	5	8	7	4	0	11
0168 MANHATTAN PCT 001	301	139	176	166	183	145	1	391
0169 MANHATTAN PCT 002	502	253	272	248	289	251	0	695
0170 MANHATTAN PCT 003	309	188	158	192	202	155	0	341
0171 MANHATTAN PCT 004	306	170	172	156	177	140	0	409
0304 WILTON PCT 001	0	0	0	0	0	0	0	0

I, the undersigned do hereby certify that on April 27, 2021, I canvassed the returns of an election held on April 6, 2021 for MANHATTAN SCHOOL DISTRICT NO. 114, and I proclaim that a total of **1,428** voters requested and received ballots and I do further certify the number of votes received for each candidate for this office, **and the winners are denoted with an asterisk next to his or her name.**

I further certify that the above is a true and complete Abstract of Votes and was prepared in my presence on April 27, 2021.

Lauren Staley Ferry
 Lauren Staley Ferry, County Clerk
 The County of Will, Illinois

	VOTES	PERCENT									VOTES	PERCENT
01 = BALLOTS CAST	1,224		MINOOKA CCSD 201 BOARD MEMBER									
			VOTE FOR NOT MORE THAN 4									
										675	20.28	
										724	21.75	
										635	19.07	
										596	17.90	
										699	21.00	
										0		
										1,567		

			01	02	03	04	05	06	07	08		

0002 CHANNAHON PCT 002	1	0	0	0	0	0	0	0	0	4		
0252 TROY PCT 013	402	213	246	223	212	243	0	0	471			
0253 TROY PCT 014	171	101	100	79	76	95	0	233				
0254 TROY PCT 015	8	1	1	2	1	0	0	27				
0256 TROY PCT 017	119	64	64	44	47	56	0	201				
0259 TROY PCT 020	241	138	137	134	122	138	0	295				
0260 TROY PCT 021	211	113	128	123	104	120	0	256				
0261 TROY PCT 022	71	45	48	30	34	47	0	80				

This political subdivision has been canvassed by the election authority in which their principal office is located.

	VOTES	PERCENT								VOTES	PERCENT	
01 = BALLOTS CAST	2,249		MOKENA SD 159 BOARD MEMBER									
			VOTE FOR NOT MORE THAN 4									
										02 = JAMES ANDRESEN*	1,445	21.32
										03 = LISA M. ZIELINSKI*	1,513	22.32
										04 = ANNA BRISCOE*	1,418	20.92
										05 = ERIC BUSH*	1,342	19.80
										06 = COLLEEN LaMONTE	1,060	15.64
										07 = OVER VOTES	2	
										08 = UNDER VOTES	2,210	

			01	02	03	04	05	06	07	08		

0057 FRANKFORT PCT 001	321		200	236	212	192	156	1	284			
0058 FRANKFORT PCT 002	242		146	161	146	141	109	0	265			
0061 FRANKFORT PCT 005	360		239	241	237	215	165	1	339			
0062 FRANKFORT PCT 006	270		203	177	179	170	113	0	238			
0063 FRANKFORT PCT 007	225		142	153	140	132	116	0	217			
0068 FRANKFORT PCT 012	280		171	191	177	157	136	0	288			
0069 FRANKFORT PCT 013	210		125	139	130	135	112	0	199			
0073 FRANKFORT PCT 017	287		177	181	157	166	126	0	341			
0186 NEW LENOX PCT 007	54		42	34	40	34	27	0	39			

I, the undersigned do hereby certify that on April 27, 2021, I canvassed the returns of an election held on April 6, 2021 for MOKENA SCHOOL DISTRICT NO. 159, and I proclaim that a total of **2,249** voters requested and received ballots and I do further certify the number of votes received for each candidate for this office, **and the winners are denoted with an asterisk next to his or her name.**

I further certify that the above is a true and complete Abstract of Votes and was prepared in my presence on April 27, 2021.

Lauren Staley Ferry
 Lauren Staley Ferry, County Clerk
 The County of Will, Illinois

	VOTES PERCENT		NEW LENOX SD 122 BOARD MEMBER								VOTES PERCENT	
	4,542		VOTE FOR NOT MORE THAN 4									
01 = BALLOTS CAST												
											2,135	17.02
											2,595	20.69
											2,371	18.90
											2,771	22.09
											2,672	21.30
											5	
											5,604	
	01	02	03	04	05	06	07	08				
0103 HOMER PCT 017	2	0	1	1	1	1	0	4				
0180 NEW LENOX PCT 001	135	59	79	75	85	72	0	170				
0181 NEW LENOX PCT 002	226	89	134	126	148	134	1	269				
0182 NEW LENOX PCT 003	181	74	96	96	127	98	0	233				
0183 NEW LENOX PCT 004	210	85	103	104	117	117	0	314				
0184 NEW LENOX PCT 005	225	97	113	110	129	135	0	316				
0185 NEW LENOX PCT 006	177	89	96	92	102	109	0	220				
0186 NEW LENOX PCT 007	195	93	110	96	121	100	0	260				
0187 NEW LENOX PCT 008	242	108	145	136	161	135	0	283				
0188 NEW LENOX PCT 009	224	104	124	118	133	142	0	275				
0189 NEW LENOX PCT 010	300	131	176	164	180	167	0	382				
0190 NEW LENOX PCT 011	258	122	133	113	136	142	0	386				
0191 NEW LENOX PCT 012	199	91	112	101	124	127	0	241				
0192 NEW LENOX PCT 013	216	109	135	124	136	137	0	223				
0193 NEW LENOX PCT 014	303	148	173	151	184	177	0	379				
0194 NEW LENOX PCT 015	246	117	151	146	137	153	2	272				
0195 NEW LENOX PCT 016	228	121	132	117	136	137	0	269				
0196 NEW LENOX PCT 017	273	140	163	141	183	183	1	278				
0197 NEW LENOX PCT 018	176	89	109	80	117	101	1	204				
0198 NEW LENOX PCT 019	203	110	125	118	116	114	0	229				
0199 NEW LENOX PCT 020	323	159	185	162	198	191	0	397				

I, the undersigned do hereby certify that on April 27, 2021, I canvassed the returns of an election held on April 6, 2021 for NEW LENOX SCHOOL DISTRICT NO. 122, and I proclaim that a total of **4,542** voters requested and received ballots and I do further certify the number of votes received for each candidate for this office, **and the winners are denoted with an asterisk next to his or her name.**

I further certify that the above is a true and complete Abstract of Votes and was prepared in my presence on April 27, 2021.

Lauren Staley Ferry
 Lauren Staley Ferry, County Clerk
 The County of Will, Illinois

	VOTES	PERCENT		VOTES	PERCENT
01 = BALLOTS CAST	1,712		RICHLAND SD 88A BOARD MEMBER FULL		
RICHLAND SD 88A BOARD MEMBER UNEXP 2YR			VOTE FOR NOT MORE THAN 3		
VOTE FOR NOT MORE THAN 1			05 = RAYMOND MOLAND*	1,255	33.39
02 = SHAUNESE PIERRE*	1,366	100.00	06 = STEPHANIE S. HERNANDEZ*	1,276	33.95
03 = OVER VOTES	0		07 = GEORGE PITCHFORD III*	1,228	32.67
04 = UNDER VOTES	346		08 = OVER VOTES	0	
			09 = UNDER VOTES	1,377	

	01	02	03	04	05	06	07	08	09
0147 LOCKPORT PCT 004	0	0	0	0	0	0	0	0	0
0152 LOCKPORT PCT 009	265	218	0	47	211	212	199	0	173
0156 LOCKPORT PCT 013	653	532	0	121	502	505	493	0	459
0157 LOCKPORT PCT 014	227	172	0	55	159	161	158	0	203
0158 LOCKPORT PCT 015	209	172	0	37	140	150	138	0	199
0163 LOCKPORT PCT 020	188	143	0	45	127	129	127	0	181
0164 LOCKPORT PCT 021	170	129	0	41	116	119	113	0	162

I, the undersigned do hereby certify that on April 27, 2021, I canvassed the returns of an election held on April 6, 2021 for RICHLAND SCHOOL DISTRICT NO. 88A, and I proclaim that a total of **1,712** voters requested and received ballots and I do further certify the number of votes received for each candidate for this office, **and the winners are denoted with an asterisk next to his or her name.**

I further certify that the above is a true and complete Abstract of Votes and was prepared in my presence on April 27, 2021.

Lauren Staley Ferry
 Lauren Staley Ferry, County Clerk
 The County of Will, Illinois

VOTES PERCENT

VOTES PERCENT

01 = BALLOTS CAST

182

ROCKDALE SD 84 BOARD MEMBER

VOTE FOR NOT MORE THAN 4

02 = ANGELA STADLER*

148 54.01

03 = STEPHEN CHAMBLEE*

94 34.31

04 = WRITE-IN*

32 11.68

05 = OVER VOTES

0

06 = UNDER VOTES

454

	01	02	03	04	05	06
0130 JOLIET PCT 024	1	1	1	0	0	2
0131 JOLIET PCT 025	27	22	17	3	0	66
0137 JOLIET PCT 031	4	3	0	0	0	13
0139 JOLIET PCT 033	150	122	76	29	0	373

I, the undersigned do hereby certify that on April 27, 2021, I canvassed the returns of an election held on April 6, 2021 for ROCKDALE SCHOOL DISTRICT NO. 84, and I proclaim that a total of **182** voters requested and received ballots and I do further certify the number of votes received for each candidate for this office, **and the winners are denoted with an asterisk next to his or her name.**

I further certify that the above is a true and complete Abstract of Votes and was prepared in my presence on April 27, 2021.

Lauren Staley Ferry
 Lauren Staley Ferry, County Clerk
 The County of Will, Illinois

	VOTES	PERCENT		VOTES	PERCENT
01 = BALLOTS CAST	685		STEGER SD 194 BOARD MEMBER FULL		
STEGER SD 194 BOARD MEMBER UNEXP 2YR			VOTE FOR NOT MORE THAN 4		
VOTE FOR NOT MORE THAN 1			05 = MICHELE HELSEL*	405	16.86
02 = MICHAEL SAREK*	552	100.00	06 = DEBRA PAGE*	373	15.53
03 = OVER VOTES	0		07 = BETH BUTKUS*	404	16.82
04 = UNDER VOTES	133		08 = SUSAN FINNIN EDWARDS*	332	13.82
			09 = HEATHER KUNKES	200	8.33
			10 = BRITTANY STONE	252	10.49
			11 = THOMAS JOHNSTON	209	8.70
			12 = CAMERON PETERSON	227	9.45
			13 = OVER VOTES	2	
			14 = UNDER VOTES	330	

	01	02	03	04	05	06	07	08	09	10	11	12	13	14
0006 CRETE PCT 001	29	23	0	6	9	8	13	6	13	19	15	13	0	20
0007 CRETE PCT 002	227	189	0	38	138	120	132	107	80	93	83	86	1	65
0008 CRETE PCT 003	347	279	0	68	221	201	217	181	86	104	82	98	1	194
0009 CRETE PCT 004	82	61	0	21	37	44	42	38	21	36	29	30	0	51

I, the undersigned do hereby certify that on April 27, 2021, I canvassed the returns of an election held on April 6, 2021 for STEGER SCHOOL DISTRICT NO. 194, and I proclaim that a total of **1,719** voters requested and received ballots and I do further certify the number of votes received for each candidate for this office, **and the winners are denoted with an asterisk next to his or her name.**

I further certify that the above is a true and complete Abstract of Votes and was prepared in my presence on April 27, 2021.

Lauren Staley Ferry
 Lauren Staley Ferry, County Clerk
 The County of Will, Illinois

1 School B.M., Steger 194, 2yr.

					1									
		Registered	Ballots Cast	Turnout (%)	Michael Sarek									
710007	Total	1098	266	24.23	199									
710008	Total	1212	242	19.97	194									
710009	Total	1176	179	15.22	128									
710011	Total	775	187	24.13	141									
710013	Total	715	107	14.97	83									
710015	Total	266	53	19.92	40									
Bloom	Total	5242	1034	19.73	785									

1 School B.M., Steger 194, 4yr.

					1	1	1	1	1	1	1	1		
		Registered	Ballots Cast	Turnout (%)	Michele Heisel	Debra Page	Beih Burkus	Susan Finnin Edwards	Heather Kunkes	Brittany Stone	Thomas Johnston	Cameron Peterson		
7100007	Total	1098	266	24.23	119	129	113	108	76	108	84	97		
7100008	Total	1212	242	19.97	137	103	144	109	89	82	65	79		
7100009	Total	1176	179	15.22	95	71	93	76	51	61	51	58		
7100011	Total	775	187	24.13	99	88	94	84	68	73	61	65		
7100013	Total	715	107	14.97	39	56	30	36	17	52	34	42		
7100015	Total	266	53	19.92	27	21	27	25	16	14	14	18		
Bloom	Total	5242	1034	19.73	516	468	501	438	317	390	309	359		

		VOTES	PERCENT	SUMMIT HILL SD 161 BOARD MEMBER											VOTES	PERCENT		
01 = BALLOTS CAST		2,493		VOTE FOR NOT MORE THAN 4														
				02 = JOHN WADE													872	10.95
				03 = KATIE CAMPBELL*													1,170	14.70
				04 = JAMES (JIM) MARTIN*													1,075	13.51
				05 = JOY MURPHY													1,016	12.76
				06 = STEFANIE McCLEISH*													1,171	14.71
				07 = RICHARD WARD													783	9.84
				08 = AMY L. BERK*													1,054	13.24
				09 = JOHN LETTIERE													819	10.29
				10 = OVER VOTES													6	
				11 = UNDER VOTES													1,988	

		01	02	03	04	05	06	07	08	09	10	11						
0058	FRANKFORT PCT 002	0	0	0	0	0	0	0	0	0	0	0	0	0				
0059	FRANKFORT PCT 003	248	97	134	115	105	113	76	90	82	0	180						
0060	FRANKFORT PCT 004	171	68	76	79	75	83	52	63	66	0	122						
0063	FRANKFORT PCT 007	19	6	7	6	10	6	5	5	3	0	28						
0064	FRANKFORT PCT 008	179	59	94	87	63	77	60	73	84	1	115						
0065	FRANKFORT PCT 009	188	69	103	82	88	88	60	76	64	1	118						
0066	FRANKFORT PCT 010	190	72	100	65	81	104	60	91	69	0	118						
0070	FRANKFORT PCT 014	209	74	95	95	74	106	67	85	69	1	167						
0071	FRANKFORT PCT 015	164	74	90	90	84	71	38	74	47	0	88						
0072	FRANKFORT PCT 016	344	102	141	127	138	156	96	183	102	2	323						
0075	FRANKFORT PCT 019	216	62	75	82	66	125	99	107	83	0	165						
0076	FRANKFORT PCT 020	199	80	92	109	92	81	63	72	65	0	142						
0078	FRANKFORT PCT 022	80	17	24	37	18	40	22	26	23	1	109						
0080	FRANKFORT PCT 024	286	92	139	101	122	121	85	109	62	0	313						

I, the undersigned do hereby certify that on April 27, 2021, I canvassed the returns of an election held on April 6, 2021 for SUMMIT HILL SCHOOL DISTRICT NO. 161, and I proclaim that a total of **2,493** voters requested and received ballots and I do further certify the number of votes received for each candidate for this office, **and the winners are denoted with an asterisk next to his or her name.**

I further certify that the above is a true and complete Abstract of Votes and was prepared in my presence on April 27, 2021.

Lauren Staley Ferry
 Lauren Staley Ferry, County Clerk
 The County of Will, Illinois

VOTES PERCENT

VOTES PERCENT

01 = BALLOTS CAST

436

TAFT SD 90 BOARD MEMBER
VOTE FOR NOT MORE THAN 4
02 = No Candidate
03 = WRITE-IN*
04 = OVER VOTES
05 = UNDER VOTES

0
136 100.00
0
1,608

	01	02	03	04	05
0159 LOCKPORT PCT 016	195	0	42	0	738
0161 LOCKPORT PCT 018	240	0	94	0	866
0167 LOCKPORT PCT 024	1	0	0	0	4

I, the undersigned do hereby certify that on April 27, 2021, I canvassed the returns of an election held on April 6, 2021 for TAFT SCHOOL DISTRICT NO. 90, and I proclaim that a total of **436** voters requested and received ballots and I do further certify the number of votes received for each candidate for this office, **and the winners are denoted with an asterisk next to his or her name.**

I further certify that the above is a true and complete Abstract of Votes and was prepared in my presence on April 27, 2021.

Lauren Staley Ferry
Lauren Staley Ferry, County Clerk
The County of Will, Illinois

	VOTES	PERCENT	TROY CCSD 30-C BOARD MEMBER FULL									
01 = BALLOTS CAST	3,236		VOTE FOR NOT MORE THAN 4									
TROY CCSD 30-C BOARD MEMBER UNEXP 2YR			05 = JERRY BENE*									
VOTE FOR NOT MORE THAN 1			06 = SABRINA PRICE*									
02 = MARK J. GRIGLIONE*	2,428	100.00	07 = JANEAN JACKSON									
03 = OVER VOTES	0		08 = CATHERINE BESLER*									
04 = UNDER VOTES	808		09 = BRYAN M. OGRIZOVICH*									
			10 = OVER VOTES									
			11 = UNDER VOTES									
			4,511									

	01	02	03	04	05	06	07	08	09	10	11
0003 CHANNAHON PCT 003	1	1	0	0	1	0	1	0	1	0	1
0232 PLAINFIELD PCT 031	24	20	0	4	9	17	10	14	12	0	34
0240 TROY PCT 001	140	105	0	35	63	79	70	90	78	0	180
0241 TROY PCT 002	78	58	0	20	32	47	53	49	43	0	88
0242 TROY PCT 003	69	62	0	7	44	51	28	54	51	0	48
0243 TROY PCT 004	170	132	0	38	73	89	77	93	104	0	244
0244 TROY PCT 005	195	160	0	35	89	108	79	121	125	0	258
0245 TROY PCT 006	76	66	0	10	45	41	37	50	40	1	87
0246 TROY PCT 007	226	174	0	52	104	152	110	155	150	0	233
0247 TROY PCT 008	256	182	0	74	89	113	81	120	158	0	463
0248 TROY PCT 009	207	151	0	56	103	110	79	123	106	0	307
0249 TROY PCT 010	222	171	0	51	110	127	88	140	152	0	271
0250 TROY PCT 011	428	314	0	114	177	206	125	225	247	1	728
0253 TROY PCT 014	110	94	0	16	53	76	46	79	73	0	113
0254 TROY PCT 015	267	188	0	79	111	154	113	172	165	0	353
0255 TROY PCT 016	235	172	0	63	99	127	99	131	121	0	363
0256 TROY PCT 017	218	158	0	60	107	117	91	120	131	1	302
0257 TROY PCT 018	134	95	0	39	66	81	69	85	63	0	172
0258 TROY PCT 019	116	77	0	39	47	72	60	64	46	0	175
0260 TROY PCT 021	63	47	0	16	23	33	27	35	43	0	91
0261 TROY PCT 022	1	1	0	0	1	0	1	1	1	0	0

I, the undersigned do hereby certify that on April 27, 2021, I canvassed the returns of an election held on April 6, 2021 for TROY COMMUNITY CONSOLIDATED SCHOOL DISTRICT NO. 30-C, and I proclaim that a total of **3,236** voters requested and received ballots and I do further certify the number of votes received for each candidate for this office, **and the winners are denoted with an asterisk next to his or her name.**

I further certify that the above is a true and complete Abstract of Votes and was prepared in my presence on April 27, 2021.

Lauren Staley Ferry
 Lauren Staley Ferry, County Clerk
 The County of Will, Illinois

	VOTES	PERCENT					VOTES	PERCENT
01 = BALLOTS CAST	116		UNION SD 81 BOARD MEMBER					
			VOTE FOR NOT MORE THAN 3					
						02 = PATRICK SWEENEY*	93 35.23	
						03 = COLLEEN GRIGG*	85 32.20	
						04 = TINA BAKKE*	86 32.58	
						05 = OVER VOTES	0	
						06 = UNDER VOTES	84	

			01	02	03	04	05	06

0141 JOLIET PCT 035	0		0	0	0	0	0	0
0143 JOLIET PCT 037	69		51	45	46	0	65	
0195 NEW LENOX PCT 016	46		42	39	40	0	17	
0197 NEW LENOX PCT 018	1		0	1	0	0	2	

I, the undersigned do hereby certify that on April 27, 2021, I canvassed the returns of an election held on April 6, 2021 for UNION SCHOOL DISTRICT NO. 81, and I proclaim that a total of **116** voters requested and received ballots and I do further certify the number of votes received for each candidate for this office, **and the winners are denoted with an asterisk next to his or her name.**

I further certify that the above is a true and complete Abstract of Votes and was prepared in my presence on April 27, 2021.

Lauren Staley Ferry
 Lauren Staley Ferry, County Clerk
 The County of Will, Illinois

	VOTES	PERCENT	WILL COUNTY SD 92 BOARD MEMBER FULL											VOTES	PERCENT
01 = BALLOTS CAST	1,784		VOTE FOR NOT MORE THAN 4												
WILL COUNTY SD 92 BOARD MEMBER UNEXP 2YR			06 = JAMES GORECKI*											1,187	26.60
VOTE FOR NOT MORE THAN 1			07 = ADRIANNA FELICIANO-WASHINGTON*											1,056	23.67
02 = No Candidate	0		08 = MELISSA A. DOPKE*											1,108	24.83
03 = WRITE-IN*	168	100.00	09 = GRANT FERKALUK*											1,111	24.90
04 = OVER VOTES	0		10 = OVER VOTES											0	
05 = UNDER VOTES	1,616		11 = UNDER VOTES											2,674	
			01	02	03	04	05	06	07	08	09	10	11		
0051 DU PAGE PCT 033	11		0	0	0	11	7	7	7	7	0	16			
0087 HOMER PCT 001	171		0	24	0	147	114	97	103	103	0	267			
0088 HOMER PCT 002	318		0	33	0	285	212	199	201	201	0	459			
0089 HOMER PCT 003	56		0	5	0	51	34	30	31	33	0	96			
0093 HOMER PCT 007	266		0	21	0	245	169	155	165	158	0	417			
0096 HOMER PCT 010	169		0	11	0	158	101	95	101	96	0	283			
0099 HOMER PCT 013	149		0	19	0	130	95	79	92	94	0	236			
0147 LOCKPORT PCT 004	5		0	0	0	5	2	1	1	2	0	14			
0148 LOCKPORT PCT 005	310		0	14	0	296	223	200	204	201	0	412			
0153 LOCKPORT PCT 010	279		0	37	0	242	195	165	170	185	0	401			
0155 LOCKPORT PCT 012	50		0	4	0	46	35	28	33	31	0	73			

I, the undersigned do hereby certify that on April 27, 2021, I canvassed the returns of an election held on April 6, 2021 for WILL COUNTY SCHOOL DISTRICT NO. 92, and I proclaim that a total of **1,784** voters requested and received ballots and I do further certify the number of votes received for each candidate for this office, **and the winners are denoted with an asterisk next to his or her name.**

I further certify that the above is a true and complete Abstract of Votes and was prepared in my presence on April 27, 2021.

Lauren Staley Ferry
 Lauren Staley Ferry, County Clerk
 The County of Will, Illinois

UNIT SCHOOL DISTRICTS



LAUREN STALEY FERRY

WILL COUNTY CLERK

thewillcountyclerk.com

	VOTES	PERCENT	BEECHER CUSD 200U BOARD MEMBER							VOTES	PERCENT
01 = BALLOTS CAST	1,193		VOTE FOR NOT MORE THAN 3								
			02 = EDWARD PALMISANO							553	19.43
			03 = JANET PAULMEIER*							576	20.24
			04 = J. KARLA WCISEL							265	9.31
			05 = MICHELLE BOZARTH*							310	10.89
			06 = LARRY L. HERMEN*							682	23.96
			07 = ASHLEY BELT*							460	16.16
			08 = OVER VOTES							5	
			09 = UNDER VOTES							718	

	01	02	03	04	05	06	07	08	09		

0262 WASHINGTON PCT 001	433	193	216	92	112	249	165	1	269		
0263 WASHINGTON PCT 002	367	203	179	75	94	190	153	2	201		
0264 WASHINGTON PCT 003	377	152	172	96	102	231	134	2	238		
0300 WILL PCT 001	16	5	9	2	2	12	8	0	10		

I, the undersigned do hereby certify that on April 27, 2021, I canvassed the returns of an election held on April 6, 2021 for BEECHER COMMUNITY CONSOLIDATED UNIT SCHOOL DISTRICT NO. 200U, and I proclaim that a total of **1,193** voters requested and received ballots and I do further certify the number of votes received for each candidate for this office, **and the winners are denoted with an asterisk next to his or her name.**

I further certify that the above is a true and complete Abstract of Votes and was prepared in my presence on April 27, 2021.

Lauren Staley Ferry
 Lauren Staley Ferry, County Clerk
 The County of Will, Illinois

VOTES PERCENT

VOTES PERCENT

01 = BALLOTS CAST

0

COAL CITY CUSD 1 BOARD MEMBER

VOTE FOR NOT MORE THAN 3

02 = DANIEL P. ENGELHARDT

0

03 = SHAWN HAMILTON

0

04 = ADAM BRNCICH

0

05 = STEVE ROGERS

0

06 = MARY GILL

0

07 = OVER VOTES

0

08 = UNDER VOTES

0

01	02	03	04	05	06	07	08
0	0	0	0	0	0	0	0

0302 WILMINGTON PCT 002

This political subdivision has been canvassed by the election authority in which their principal office is located.

VOTES PERCENT

VOTES PERCENT

01 = BALLOTS CAST

407

CRETE-MONEE 201U - DIST 3 BOARD MEMBER

VOTE FOR NOT MORE THAN 1

02 = TODD C. HALL*

326 91.83

03 = WRITE-IN

29 8.17

04 = OVER VOTES

1

05 = UNDER VOTES

51

	01	02	03	04	05
0172 MONEE PCT 001	89	68	5	1	15
0173 MONEE PCT 002	135	107	18	0	10
0174 MONEE PCT 003	0	0	0	0	0
0176 MONEE PCT 005	183	151	6	0	26
0177 MONEE PCT 006	0	0	0	0	0

I, the undersigned do hereby certify that on April 27, 2021, I canvassed the returns of an election held on April 6, 2021 for CRETE-MONEE COMMUNITY SCHOOL DISTRICT NO. 210U – DISTRICT THREE, and I proclaim that a total of **407** voters requested and received ballots and I do further certify the number of votes received for each candidate for this office, **and the winners are denoted with an asterisk next to his or her name.**

I further certify that the above is a true and complete Abstract of Votes and was prepared in my presence on April 27, 2021.

Lauren Staley Ferry
Lauren Staley Ferry, County Clerk
The County of Will, Illinois

	VOTES	PERCENT		VOTES	PERCENT
01 = BALLOTS CAST	723		CRETE-MONEE 201U - DIST 6 BOARD MEMBER		
			VOTE FOR NOT MORE THAN 1		
			02 = CHERYL L. ROOP*	558	94.26
			03 = WRITE-IN	34	5.74
			04 = OVER VOTES	1	
			05 = UNDER VOTES	130	

	01	02	03	04	05
	-----	-----	-----	-----	-----
0010 CRETE PCT 005	176	137	8	0	31
0011 CRETE PCT 006	237	185	13	0	39
0012 CRETE PCT 007	263	197	10	1	55
0017 CRETE PCT 012	47	39	3	0	5

I, the undersigned do hereby certify that on April 27, 2021, I canvassed the returns of an election held on April 6, 2021 for CRETE-MONEE COMMUNITY SCHOOL DISTRICT NO. 210U – DISTRICT SIX, and I proclaim that a total of **723** voters requested and received ballots and I do further certify the number of votes received for each candidate for this office, **and the winners are denoted with an asterisk next to his or her name.**

I further certify that the above is a true and complete Abstract of Votes and was prepared in my presence on April 27, 2021.

Lauren Staley Ferry
 Lauren Staley Ferry, County Clerk
 The County of Will, Illinois

		VOTES	PERCENT			VOTES	PERCENT
01 = BALLOTS CAST		484		CRETE-MONEE 201U - DIST 7 BOARD MEMBER			
				VOTE FOR NOT MORE THAN 1			
				02 = NELSON D. ALBRECHT*		362	100.00
				03 = OVER VOTES		0	
				04 = UNDER VOTES		122	

		01	02	03	04		

0015	CRETE PCT 010	111	84	0	27		
0016	CRETE PCT 011	147	108	0	39		
0017	CRETE PCT 012	211	160	0	51		
0174	MONEE PCT 003	1	1	0	0		
0179	MONEE PCT 008	14	9	0	5		

I, the undersigned do hereby certify that on April 27, 2021, I canvassed the returns of an election held on April 6, 2021 for CRETE-MONEE COMMUNITY SCHOOL DISTRICT NO. 210U – DISTRICT SEVEN, and I proclaim that a total of **484** voters requested and received ballots and I do further certify the number of votes received for each candidate for this office, **and the winners are denoted with an asterisk next to his or her name.**

I further certify that the above is a true and complete Abstract of Votes and was prepared in my presence on April 27, 2021.

Lauren Staley Ferry
 Lauren Staley Ferry, County Clerk
 The County of Will, Illinois

	VOTES	PERCENT	CRETE-MONEE CUSD 201U REFERENDUM					VOTES	PERCENT
01 = BALLOTS CAST	4,486		VOTE FOR NOT MORE THAN 1						
			02 = YES					1,822	42.72
			03 = NO*					2,443	57.28
			04 = OVER VOTES					0	
			05 = UNDER VOTES					221	
			01	02	03	04	05		
0006 CRETE PCT 001	172	82	89	0	1				
0009 CRETE PCT 004	205	99	99	0	7				
0010 CRETE PCT 005	243	138	89	0	16				
0011 CRETE PCT 006	347	151	189	0	7				
0012 CRETE PCT 007	263	104	151	0	8				
0013 CRETE PCT 008	329	115	205	0	9				
0014 CRETE PCT 009	292	125	165	0	2				
0015 CRETE PCT 010	111	41	68	0	2				
0016 CRETE PCT 011	251	84	159	0	8				
0017 CRETE PCT 012	271	64	195	0	12				
0172 MONEE PCT 001	145	47	91	0	7				
0173 MONEE PCT 002	187	103	63	0	21				
0174 MONEE PCT 003	349	82	234	0	33				
0175 MONEE PCT 004	441	144	274	0	23				
0176 MONEE PCT 005	183	107	48	0	28				
0177 MONEE PCT 006	159	100	54	0	5				
0178 MONEE PCT 007	270	153	107	0	10				
0179 MONEE PCT 008	268	83	163	0	22				

I, the undersigned do hereby certify that on April 27, 2021, I canvassed the returns of an election held on April 6, 2021 for **CRETE-MONEE COMMUNITY UNIT SCHOOL DISTRICT 201-U** and I proclaim that a total of **4,486** voters requested and received ballots and I do further certify that the following Question of Public Policy did receive the number of votes herein recorded and has **FAILED**.

Shall the Board of Education of Crete-Monee Community Unit School District Number 201-U, Will County, Illinois, build and equip a new elementary school building in Crete, build and equip a new elementary school building in University Park and issue bonds of said School District to the amount of \$65,250,000 for the purpose of paying the costs thereof?

I further certify that the above is a true and complete Abstract of Votes and was prepared in my presence on April 27, 2021.

Lauren Staley Ferry
 Lauren Staley Ferry, County Clerk
 The County of Will, Illinois

	VOTES PERCENT		INDIAN PRAIRIE CUSD 204 BOARD MEMBER													VOTES PERCENT			
01 = BALLOTS CAST	7,738		VOTE FOR NOT MORE THAN 4																
			02 = ALLISON FOSDICK															2,930	11.34
			03 = MARINA KOSAK															2,122	8.21
			04 = SHANNON ADCOCK															2,773	10.73
			05 = LAURIE DONAHUE															3,142	12.16
			06 = YANMEI MAY LIANG															1,957	7.58
			07 = SABA HAIDER															1,455	5.63
			08 = SUSAN TAYLOR-DEMMING															3,018	11.68
			09 = SUPNA C. JAIN															2,824	10.93
			10 = KADER SAKKARIA															1,444	5.59
			11 = RAJESH NARAYAN															2,754	10.66
			12 = ROBERT O. HARRIS															1,414	5.47
			13 = OVER VOTES															13	
			14 = UNDER VOTES															5,067	
	01	02	03	04	05	06	07	08	09	10	11	12	13	14					
0019 DU PAGE PCT 001	76	30	10	30	32	21	11	32	24	11	24	14	0	65					
0027 DU PAGE PCT 009	0	0	0	0	0	0	0	0	0	0	0	0	0	0					
0032 DU PAGE PCT 014	5	3	0	1	3	0	2	3	2	1	1	1	0	3					
0267 WHEATLAND PCT 002	654	253	207	247	290	137	118	293	216	134	197	111	2	405					
0268 WHEATLAND PCT 003	322	103	72	117	92	82	84	101	122	95	126	58	0	236					
0269 WHEATLAND PCT 004	240	97	57	56	100	75	57	100	98	52	76	56	0	136					
0270 WHEATLAND PCT 005	351	155	75	112	154	70	88	139	152	57	94	52	1	252					
0271 WHEATLAND PCT 006	337	143	109	146	157	95	65	150	100	58	116	72	0	137					
0272 WHEATLAND PCT 007	265	104	81	103	109	90	48	117	99	31	98	49	1	127					
0273 WHEATLAND PCT 008	266	145	52	76	149	63	28	142	131	37	76	44	0	121					
0274 WHEATLAND PCT 009	405	160	132	152	183	117	63	192	141	65	126	78	0	211					
0275 WHEATLAND PCT 010	321	135	96	129	121	105	52	117	127	71	134	63	0	134					
0276 WHEATLAND PCT 011	671	193	113	265	184	89	157	186	240	163	357	87	0	650					
0277 WHEATLAND PCT 012	327	103	53	115	93	40	83	99	113	96	143	41	0	329					
0278 WHEATLAND PCT 013	305	117	89	121	125	59	46	127	94	48	98	71	1	221					
0279 WHEATLAND PCT 014	425	176	112	178	213	94	59	186	197	53	155	63	0	214					
0280 WHEATLAND PCT 015	394	141	80	140	125	112	80	106	158	69	165	85	2	307					
0281 WHEATLAND PCT 016	183	63	85	89	80	76	15	67	39	26	72	44	1	72					
0282 WHEATLAND PCT 017	316	116	102	121	138	93	52	125	112	60	101	49	2	187					
0283 WHEATLAND PCT 018	317	135	97	109	165	80	27	141	120	44	97	68	1	181					
0284 WHEATLAND PCT 019	349	151	77	82	171	78	68	182	144	69	75	78	2	213					
0285 WHEATLAND PCT 020	256	86	95	96	90	80	37	79	86	38	100	42	0	195					
0286 WHEATLAND PCT 021	305	110	115	96	133	109	59	131	113	45	103	51	0	155					
0287 WHEATLAND PCT 022	428	150	109	114	165	126	128	132	131	84	135	99	0	339					
0288 WHEATLAND PCT 023	61	24	19	19	25	21	1	28	26	9	26	4	0	42					
0289 WHEATLAND PCT 024	159	37	85	59	45	45	27	43	39	28	59	34	0	135					

This political subdivision has been canvassed by the election authority in which their principal office is located.

VOTES PERCENT

VOTES PERCENT

01 = BALLOTS CAST

7

MANTENO CUSD 5 BOARD MEMBER

VOTE FOR NOT MORE THAN 3

02 = PATRICK J. MALLANEY, SR.

7 35.00

03 = JAMES HANLEY

6 30.00

04 = MEGAN POWELL

7 35.00

05 = OVER VOTES

0

06 = UNDER VOTES

1

01	02	03	04	05	06
7	7	6	7	0	1

0265 WESLEY PCT 001

This political subdivision has been canvassed by the election authority in which their principal office is located.

VOTES PERCENT

VOTES PERCENT

01 = BALLOTS CAST

1,437

NAPERVILLE CUSD 203 BOARD MEMBER

VOTE FOR NOT MORE THAN 4

02 = KRISTIN W. FITZGERALD	842	16.66
03 = DONNA E. WANDKE	754	14.92
04 = AMANDA McMILLEN	675	13.35
05 = CHARLES CUSH	685	13.55
06 = CHRISTI HELM	252	4.99
07 = THOMAS ANDREW BINKOWSKI	458	9.06
08 = ROBERT M. REED	412	8.15
09 = ADAM RUSSO	529	10.46
10 = WILLIAM BERNARD EAGAN III	448	8.86
11 = OVER VOTES	0	
12 = UNDER VOTES	693	

	01	02	03	04	05	06	07	08	09	10	11	12
0019 DU PAGE PCT 001	235	138	126	116	115	46	72	66	70	74	0	117
0020 DU PAGE PCT 002	310	188	172	154	163	46	93	85	117	93	0	129
0021 DU PAGE PCT 003	351	199	176	151	167	60	108	130	156	134	0	123
0022 DU PAGE PCT 004	192	101	89	84	61	46	57	43	51	31	0	205
0025 DU PAGE PCT 007	326	208	186	161	172	54	120	80	123	106	0	94
0273 WHEATLAND PCT 008	23	8	5	9	7	0	8	8	12	10	0	25

This political subdivision has been canvassed by the election authority in which their principal office is located.

	VOTES	PERCENT									VOTES	PERCENT
01 = BALLOTS CAST	1,218		OSWEGO CUSD 308 BOARD MEMBER									
			VOTE FOR NOT MORE THAN 4									
											598	15.39
											621	15.98
											493	12.69
											734	18.89
											641	16.50
											445	11.45
											353	9.09
											0	
											987	

			01	02	03	04	05	06	07	08	09	10

0266 WHEATLAND PCT 001	82	41	33	38	39	50	29	28	0	70		
0288 WHEATLAND PCT 023	53	17	23	28	38	28	23	10	0	45		
0296 WHEATLAND PCT 031	185	85	91	85	99	99	92	65	0	124		
0297 WHEATLAND PCT 032	274	130	133	112	189	146	94	77	0	215		
0298 WHEATLAND PCT 033	283	149	159	107	166	130	86	81	0	254		
0299 WHEATLAND PCT 034	341	176	182	123	203	188	121	92	0	279		

This political subdivision has been canvassed by the election authority in which their principal office is located.


	VOTES	PERCENT									VOTES	PERCENT	
01 = BALLOTS CAST	1,749												
			PEOTONE CUSD 207-U BOARD MEMBER										
			VOTE FOR NOT MORE THAN 4										
											02 = TIM STOUB*	657	12.17
											03 = ARTHUR GEORGE MACIAS	650	12.04
											04 = ROGER BETTENHAUSEN*	1,183	21.92
											05 = DAWN LOVE*	964	17.86
											06 = JOHN M MAXEDON JR	408	7.56
											07 = TARA ROBINSON*	941	17.44
											08 = PAUL S DOUGLAS	594	11.01
											09 = OVER VOTES	4	
											10 = UNDER VOTES	1,583	

			01	02	03	04	05	06	07	08	09	10	

0085 GREEN GARDEN PCT 001	338	162	157	213	124	48	108	76	1	460			
0086 GREEN GARDEN PCT 002	427	191	200	301	215	66	204	132	2	391			
0170 MANHATTAN PCT 003	26	4	5	19	14	8	16	8	0	30			
0200 PEOTONE PCT 001	356	109	94	241	207	103	224	141	0	305			
0201 PEOTONE PCT 002	336	100	109	234	226	98	235	139	0	203			
0300 WILL PCT 001	153	60	50	93	92	59	91	61	0	106			
0304 WILTON PCT 001	113	31	35	82	86	26	63	37	1	88			

I, the undersigned do hereby certify that on April 27, 2021, I canvassed the returns of an election held on April 6, 2021 for PEOTONE COMMUNITY UNIT SCHOOL DISTRICT NO. 207-U, and I proclaim that a total of **1,749** voters requested and received ballots and I do further certify the number of votes received for each candidate for this office, **and the winners are denoted with an asterisk next to his or her name.**

I further certify that the above is a true and complete Abstract of Votes and was prepared in my presence on April 27, 2021.


 Lauren Staley Ferry, County Clerk
 The County of Will, Illinois

Statement of Votes Cast
 2021 Consolidated Election
 Kankakee County
 Illinois

Date:04/20/21
 Time:10:01:16
 Page:205 of 232

SOVC For Jurisdiction Wide, All Counters, All Races
 Official Results

PEOTONE UD 207U

	Reg. Voters	Times Counted	Total Votes	TARA ROBINSON	JOHN M MAXEDON JR	PAUL S. DOUGLAS	TIM STOUB
Jurisdiction Wide							
ROCKVILLE	0	0	0	0	- 0	- 0	- 0
Total	0	0	0	0	- 0	- 0	- 0

Statement of Votes Cast
 2021 Consolidated Election
 Kankakee County
 Illinois

Date:04/20/21
 Time:10:01:16
 Page:206 of 232

SOVC For Jurisdiction Wide, All Counters, All Races
 Official Results

	PEOTONE UD 207U		
	ARTHUR GEORGE MACIAS	ROGER BETTENHAUSEN	DAWN LOVE
Jurisdiction Wide			
ROCKVILLE	0	- 0	- 0
Total	0	- 0	- 0

VOTES PERCENT

PLAINFIELD CCSD 202 BOARD MEMBER

VOTES PERCENT

01 = BALLOTS CAST

9,614

VOTE FOR NOT MORE THAN 4

02 = RICK TODD (RICHARD)

03 = TONI GALAN*

04 = RAJ PILLAI

05 = ROBERT C. SMITH

06 = ROD WESTFALL*

07 = KATHLEEN BAXTER*

08 = NICK GIANNASI

09 = ANNIE KLUPSHAS

10 = BARBARA SEIDEN*

11 = OVER VOTES

12 = UNDER VOTES

3,476 10.71

3,547 10.93

2,806 8.64

3,448 10.62

3,832 11.80

4,727 14.56

3,185 9.81

3,279 10.10

4,165 12.83

48

5,799

	01	02	03	04	05	06	07	08	09	10	11	12
0041 DU PAGE PCT 023	108	25	28	37	36	26	54	32	35	39	0	120
0042 DU PAGE PCT 024	36	8	13	9	8	7	18	12	13	11	0	45
0047 DU PAGE PCT 029	459	129	160	157	151	146	192	131	156	191	1	419
0049 DU PAGE PCT 031	279	89	93	93	88	83	124	82	106	109	3	237
0052 DU PAGE PCT 034	194	67	58	46	57	41	90	72	94	93	1	154
0053 DU PAGE PCT 035	38	10	16	10	11	9	25	9	14	17	0	31
0054 DU PAGE PCT 036	0	0	0	0	0	0	0	0	0	0	0	0
0152 LOCKPORT PCT 009	41	12	12	10	8	20	27	8	15	17	0	35
0157 LOCKPORT PCT 014	33	17	10	6	14	10	20	9	11	17	0	18
0163 LOCKPORT PCT 020	108	27	28	23	35	39	69	25	38	47	0	101
0202 PLAINFIELD PCT 001	241	84	109	98	76	77	134	88	104	113	1	77
0203 PLAINFIELD PCT 002	198	80	85	77	79	72	103	67	79	89	1	57
0204 PLAINFIELD PCT 003	211	79	72	57	99	86	110	73	72	77	4	103
0205 PLAINFIELD PCT 004	37	14	15	13	13	15	22	9	14	21	0	12
0206 PLAINFIELD PCT 005	66	28	23	20	30	28	30	25	25	25	0	30
0207 PLAINFIELD PCT 006	77	31	38	29	28	29	42	26	33	33	1	15
0208 PLAINFIELD PCT 007	77	32	29	32	18	30	36	30	29	33	1	35
0209 PLAINFIELD PCT 008	271	82	110	63	102	133	152	70	89	126	3	145
0210 PLAINFIELD PCT 009	347	122	132	93	140	138	159	113	109	125	5	237
0211 PLAINFIELD PCT 010	358	120	123	82	184	148	185	107	107	117	2	251
0212 PLAINFIELD PCT 011	26	12	11	10	9	8	18	3	11	13	0	9
0213 PLAINFIELD PCT 012	69	23	29	21	17	29	32	25	29	31	1	36
0214 PLAINFIELD PCT 013	375	172	138	148	142	131	171	157	158	134	1	145
0215 PLAINFIELD PCT 014	294	103	111	73	145	137	157	85	92	106	2	159
0216 PLAINFIELD PCT 015	253	101	93	59	98	107	126	73	80	101	0	174
0217 PLAINFIELD PCT 016	183	48	78	31	102	89	114	34	57	61	3	106
0218 PLAINFIELD PCT 017	97	44	36	35	30	36	55	33	35	40	1	40
0219 PLAINFIELD PCT 018	121	31	48	25	47	44	76	29	28	56	1	96
0220 PLAINFIELD PCT 019	98	37	39	40	32	41	43	32	40	42	0	46
0221 PLAINFIELD PCT 020	127	34	42	26	42	58	63	31	38	57	0	117
0222 PLAINFIELD PCT 021	148	61	55	44	52	50	68	48	48	55	0	111
0223 PLAINFIELD PCT 022	166	72	53	56	57	72	75	61	58	59	1	97
0224 PLAINFIELD PCT 023	104	50	27	37	47	42	57	43	37	46	0	30
0225 PLAINFIELD PCT 024	165	58	54	31	64	65	99	39	52	76	0	122
0226 PLAINFIELD PCT 025	83	30	39	27	30	36	49	27	37	34	0	23
0227 PLAINFIELD PCT 026	71	26	28	24	25	30	33	29	25	30	0	34
0228 PLAINFIELD PCT 027	98	27	44	35	36	44	47	34	49	46	1	26
0229 PLAINFIELD PCT 028	85	19	33	16	43	53	56	20	24	45	0	31
0230 PLAINFIELD PCT 029	102	22	47	17	34	68	62	27	29	48	0	54
0231 PLAINFIELD PCT 030	156	42	68	33	60	74	76	46	56	56	3	101
0232 PLAINFIELD PCT 031	92	41	43	31	38	35	47	31	25	44	0	33
0233 PLAINFIELD PCT 032	106	36	38	33	43	42	52	32	44	41	0	63
0234 PLAINFIELD PCT 033	182	61	69	50	56	68	101	50	56	76	1	137
0235 PLAINFIELD PCT 034	126	33	59	19	50	55	80	27	44	53	0	84
0236 PLAINFIELD PCT 035	107	27	44	34	31	48	61	29	35	48	0	71
0247 TROY PCT 008	42	16	17	18	14	15	20	17	16	12	0	23

01 = BALLOTS CAST	VOTES	PERCENT	PLAINFIELD CCSD 202 BOARD MEMBER	VOTES	PERCENT
	9,614		VOTE FOR NOT MORE THAN 4		
			02 = RICK TODD (RICHARD)	3,476	10.71
			03 = TONI GALAN*	3,547	10.93
			04 = RAJ PILLAI	2,806	8.64
			05 = ROBERT C. SMITH	3,448	10.62
			06 = ROD WESTFALL*	3,832	11.80
			07 = KATHLEEN BAXTER*	4,727	14.56
			08 = NICK GIANNASI	3,185	9.81
			09 = ANNIE KLUPSHAS	3,279	10.10
			10 = BARBARA SEIDEN*	4,165	12.83
			11 = OVER VOTES	48	
			12 = UNDER VOTES	5,799	

(CONTINUED FROM PREVIOUS PAGE)

	01	02	03	04	05	06	07	08	09	10	11	12
0266 WHEATLAND PCT 001	272	89	117	83	101	107	145	86	77	151	3	120
0276 WHEATLAND PCT 011	5	2	1	2	2	3	1	0	2	4	0	3
0281 WHEATLAND PCT 016	101	43	35	26	36	48	37	43	21	53	0	62
0287 WHEATLAND PCT 022	101	36	24	33	30	32	31	50	32	51	1	81
0288 WHEATLAND PCT 023	111	38	54	25	45	42	62	29	31	65	0	53
0289 WHEATLAND PCT 024	101	39	46	30	28	33	52	30	32	54	0	60
0290 WHEATLAND PCT 025	242	92	87	76	53	119	111	102	78	135	2	107
0291 WHEATLAND PCT 026	370	161	110	108	110	171	160	151	120	179	1	206
0292 WHEATLAND PCT 027	555	172	186	134	188	196	239	161	157	237	0	550
0293 WHEATLAND PCT 028	358	182	120	141	110	141	143	165	152	158	1	116
0294 WHEATLAND PCT 029	395	175	150	115	115	181	178	156	123	202	1	181
0295 WHEATLAND PCT 030	348	165	120	105	109	145	138	162	108	166	1	170

I, the undersigned do hereby certify that on April 27, 2021, I canvassed the returns of an election held on April 6, 2021 for PLAINFIELD COMMUNITY CONSOLIDATED SCHOOL DISTRICT NO. 202, and I proclaim that a total of **10,156** voters requested and received ballots and I do further certify the number of votes received for each candidate for this office, **and the winners are denoted with an asterisk next to his or her name.**

I further certify that the above is a true and complete Abstract of Votes and was prepared in my presence on April 27, 2021.

Lauren Staley Ferry
 Lauren Staley Ferry, County Clerk
 The County of Will, Illinois

		PLAINFIELD CUSD 202 BD.MBR-4YR. 4 TO BE ELECTED											
		RV	TP	RTA						KB	NG	AK	
		EO	UE	IOR					RW	AA	II	NL	BS
		GT	RR	CDD				OE	TX	CA	NU	AE	
		IE	NC	KD)	TG	RP	RCS	DS	HT	KN	IP	RI	
		SR	OE		OA	AI	OM	T	LE	N	ES	BD	
		TS	UN		NL	JL	BI	A	ER	A	H	AE	
		E	TT		IA	L	ET	L	E	S	A	RN	
		R	A		N	AI	TH	L	N	I	S	A	
		ET	GE		(NON)	(NON)	(NON)	(NON)	(NON)	(NON)	(NON)	(NON)	(NON)
		D	E										
5 PRECINCTS													
0077 NA AU SAY 1	1069	218	20.39	6	9	6	6	3	8	3	6	8	
0078 NA AU SAY 2	2332	135	5.79	36	38	33	52	47	58	36	40	53	
0079 NA AU SAY 3	1107	59	5.33	16	28	19	28	28	28	15	19	31	
0080 NA AU SAY 4	1108	80	7.22	22	35	16	32	50	46	18	21	38	
0081 NA AU SAY 5	1025	50	4.88	19	19	13	18	23	31	17	13	26	
GRAND TOTALS	6641	542	8.16	99	129	87	136	151	171	89	99	156	

	VOTES	PERCENT		VOTES	PERCENT					
01 = BALLOTS CAST	881		REED-CUSTER CUSD 255U BOARD MEMBER FULL							
REED-CUSTER CUSD 255U BOARD MEMBER UNEXP 2YR			VOTE FOR NOT MORE THAN 4							
VOTE FOR NOT MORE THAN 1			05 = KRIS VAN DUYN*	581	25.22					
02 = TAMMY DRANSFELDT*	684	100.00	06 = MIKE GRACE*	639	27.73					
03 = OVER VOTES	0		07 = JESSE MORRIS*	527	22.87					
04 = UNDER VOTES	197		08 = DEVIN DRANSFELDT*	557	24.18					
			09 = OVER VOTES	0	0					
			10 = UNDER VOTES	1,220						
	01	02	03	04	05	06	07	08	09	10
0018 CUSTER PCT 001	75	60	0	15	50	55	45	51	0	99
0237 REED PCT 001	229	172	0	57	144	164	137	138	0	333
0238 REED PCT 002	285	225	0	60	187	217	167	184	0	385
0239 REED PCT 003	292	227	0	65	200	203	178	184	0	403

I, the undersigned do hereby certify that on April 27, 2021, I canvassed the returns of an election held on April 6, 2021 for REED-CUSTER SCHOOL DISTRICT NO. 255U, and I proclaim that a total of **963** voters requested and received ballots and I do further certify the number of votes received for each candidate for this office, **and the winners are denoted with an asterisk next to his or her name.**

I further certify that the above is a true and complete Abstract of Votes and was prepared in my presence on April 27, 2021.

Lauren Staley Ferry
 Lauren Staley Ferry, County Clerk
 The County of Will, Illinois

Statement of Votes Cast
 2021 Consolidated Election
 Kankakee County
 Illinois

Date:04/20/21
 Time:10:01:16
 Page:207 of 232

SOVC For Jurisdiction Wide, All Counters, All Races
 Official Results

REED CUSTER 255U 2YR

	Reg. Voters	Times Counted	Total Votes	TAMMY DRANSFELDT
Jurisdiction Wide				
ESSEX	711	82	59	59 100.00%
Total	711	82	59	59 100.00%

Statement of Votes Cast
 2021 Consolidated Election
 Kankakee County
 Illinois

Date:04/20/21
 Time:10:01:16
 Page:208 of 232

SOVC For Jurisdiction Wide, All Counters, All Races
 Official Results

REED-CUSTER UD 255U

	Reg. Voters	Times Counted	Total Votes	KRIS VAN DUYNÉ	MIKE GRACE	JESSE MORRIS
Jurisdiction Wide						
ESSEX	711	82	218	58 26.61%	58 26.61%	51 23.39%
Total	711	82	218	58 26.61%	58 26.61%	51 23.39%

Statement of Votes Cast
2021 Consolidated Election
Kankakee County
Illinois

Date:04/20/21
Time:10:01:16
Page:209 of 232

SOVC For Jurisdiction Wide, All Counters, All Races
Official Results

	REED-CUSTER UD 255U
	DEVIN DRANSFELDT
Jurisdiction Wide	
ESSEX	51 23.39%
Total	51 23.39%

	VOTES PERCENT		VALLEY VIEW CUSD 365U BOARD MEMBER								VOTES PERCENT	
01 = BALLOTS CAST	10,389		VOTE FOR NOT MORE THAN 4									
			02 = SALLY (CLEMENS) GUILBO	03 = DEBORAH L. SYKORA*	04 = VICTOR D. ZACK*	05 = LEONEL "LEO" VENEGAS*	06 = ELIZABETH "LIZ" CAMPBELL*	07 = OVER VOTES	08 = UNDER VOTES			
			5,087	7,149	6,002	5,914	7,103	7		16.28	22.87	
										19.20	18.92	
										22.73		
											10,273	
	01	02	03	04	05	06	07	08				
0019 DU PAGE PCT 001	0	0	0	0	0	0	0	0				
0022 DU PAGE PCT 004	95	35	61	58	57	68	0	101				
0023 DU PAGE PCT 005	340	152	252	208	209	234	0	305				
0024 DU PAGE PCT 006	365	169	251	207	219	237	0	377				
0026 DU PAGE PCT 008	390	185	254	195	214	260	0	452				
0027 DU PAGE PCT 009	276	119	199	178	172	199	0	237				
0028 DU PAGE PCT 010	508	244	338	262	286	362	0	540				
0029 DU PAGE PCT 011	363	176	261	215	213	254	0	333				
0030 DU PAGE PCT 012	336	121	236	189	189	206	0	403				
0031 DU PAGE PCT 013	365	198	259	203	229	269	0	302				
0032 DU PAGE PCT 014	427	179	289	252	236	278	1	470				
0033 DU PAGE PCT 015	370	175	268	231	213	260	0	333				
0034 DU PAGE PCT 016	452	204	289	247	244	288	1	532				
0035 DU PAGE PCT 017	458	210	313	243	277	305	0	484				
0036 DU PAGE PCT 018	377	178	256	228	219	278	0	349				
0037 DU PAGE PCT 019	329	148	230	191	191	231	0	325				
0038 DU PAGE PCT 020	270	131	183	149	144	175	0	298				
0039 DU PAGE PCT 021	325	158	225	179	180	226	0	332				
0040 DU PAGE PCT 022	400	183	262	232	227	273	0	423				
0041 DU PAGE PCT 023	384	168	245	219	219	257	0	428				
0042 DU PAGE PCT 024	302	143	226	175	170	221	1	269				
0043 DU PAGE PCT 025	314	150	218	191	174	221	0	302				
0044 DU PAGE PCT 026	297	134	210	167	179	206	0	292				
0045 DU PAGE PCT 027	344	155	205	166	188	220	0	442				
0046 DU PAGE PCT 028	282	152	187	171	153	194	0	271				
0048 DU PAGE PCT 030	296	128	185	148	160	197	0	366				
0050 DU PAGE PCT 032	146	101	100	94	85	91	1	109				
0051 DU PAGE PCT 033	127	95	82	73	68	84	0	106				
0054 DU PAGE PCT 036	178	100	131	126	112	116	1	123				
0055 DU PAGE PCT 037	114	77	75	70	64	76	0	94				
0144 LOCKPORT PCT 001	451	289	354	303	219	318	1	317				
0145 LOCKPORT PCT 002	144	78	111	89	86	96	1	112				
0146 LOCKPORT PCT 003	106	65	73	63	52	74	0	97				
0147 LOCKPORT PCT 004	116	76	80	74	64	75	0	95				
0149 LOCKPORT PCT 006	112	63	81	62	63	74	0	105				
0150 LOCKPORT PCT 007	118	74	83	72	75	90	0	78				
0151 LOCKPORT PCT 008	85	52	58	53	51	66	0	60				
0152 LOCKPORT PCT 009	25	20	18	19	12	22	0	9				
0284 WHEATLAND PCT 019	2	2	1	0	1	2	0	2				

I, the undersigned do hereby certify that on April 27, 2021, I canvassed the returns of an election held on April 6, 2021 for VALLEY VIEW COMMUNITY UNIT SCHOOL DISTRICT NO. 365U, and I proclaim that a total of **10,389** voters requested and received ballots and I do further certify the number of votes received for each candidate for this office, **and the winners are denoted with an asterisk next to his or her name.**

I further certify that the above is a true and complete Abstract of Votes and was prepared in my presence on April 27, 2021.

Lauren Staley Ferry
 Lauren Staley Ferry, County Clerk
 The County of Will, Illinois

	VOTES	PERCENT	WILMINGTON CUSD 209U REFERENDUM											VOTES	PERCENT
01 = BALLOTS CAST	1,290		VOTE FOR NOT MORE THAN 1												
WILMINGTON CUSD 209-U BOARD MEMBER			08 = YES*											772	63.12
VOTE FOR NOT MORE THAN 4			09 = NO											451	36.88
02 = TIMOTHY WARDEN CRAGG*	799	24.87	10 = OVER VOTES											0	
03 = PEGGY C. KUNZ*	792	24.65	11 = UNDER VOTES											67	
04 = KATRINA PLESE*	789	24.56													
05 = STEPHANIE A. SOUTHALL*	833	25.93													
06 = OVER VOTES	0														
07 = UNDER VOTES	1,947														

	01	02	03	04	05	06	07	08	09	10	11				

0003 CHANNAHON PCT 003	3	3	3	3	3	0	0	2	1	0	0				
0056 FLORENCE PCT 001	154	92	92	112	101	0	219	78	65	0	11				
0265 WESLEY PCT 001	124	70	80	73	91	0	182	64	56	0	4				
0301 WILMINGTON PCT 001	291	181	177	165	175	0	466	191	90	0	10				
0302 WILMINGTON PCT 002	243	143	138	143	141	0	407	143	91	0	9				
0303 WILMINGTON PCT 003	475	310	302	293	322	0	673	294	148	0	33				

I, the undersigned do hereby certify that on April 27, 2021, I canvassed the returns of an election held on April 6, 2021 for WILMINGTON COMMUNITY UNIT SCHOOL DISTRICT NO. 209-U, and I proclaim that a total of **1,290** voters requested and received ballots and I do further certify the number of votes received for each candidate for this office, **and the winners are denoted with an asterisk next to his or her name.**

I further certify that the above is a true and complete Abstract of Votes and was prepared in my presence on April 27, 2021.

Lauren Staley Ferry
 Lauren Staley Ferry, County Clerk
 The County of Will, Illinois

I, the undersigned do hereby certify that on April 27, 2021, I canvassed the returns of an election held on April 6, 2021 for WILMINGTON COMMUNITY UNIT SCHOOL DISTRICT 209-U and I proclaim that a total of **1,290** voters requested and received ballots and I do further certify that the following Question of Public Policy did receive the number of votes herein recorded and has **PASSED.**

Shall the members of the Board of Education of Wilmington Community Unit School District 209U be elected at large rather than by school board district?

I further certify that the above is a true and complete Abstract of Votes and was prepared in my presence on April 27, 2021.

Lauren Staley Ferry
 Lauren Staley Ferry, County Clerk
 The County of Will, Illinois

HIGH SCHOOL DISTRICTS



LAUREN STALEY FERRY

WILL COUNTY CLERK

thewillcountyclerk.com

	VOTES	PERCENT								VOTES	PERCENT
01 = BALLOTS CAST	685		BLOOM TOWNSHIP HS 206 BOARD MEMBER								
			VOTE FOR NOT MORE THAN 3								
										250	17.10
										297	20.31
										316	21.61
										253	17.31
										184	12.59
										162	11.08
										20	
										533	

			01	02	03	04	05	06	07	08	09

0006 CRETE PCT 001	29		8	12	11	11	6	12	2	21	
0007 CRETE PCT 002	227		89	105	122	97	76	52	4	128	
0008 CRETE PCT 003	347		126	150	153	112	81	73	9	319	
0009 CRETE PCT 004	82		27	30	30	33	21	25	5	65	

This political subdivision has been canvassed by the election authority in which their principal office is located.

	VOTES PERCENT							VOTES PERCENT		
	01	02	03	04	05	06	07			
01 = BALLOTS CAST	10,110							JOLIET TOWNSHIP HS 204 BOARD MEMBER		
								VOTE FOR NOT MORE THAN 3		
								02 = DAVID SKORUPA*	4,789	23.42
								03 = SCOTT DUENSING	4,390	21.47
								04 = LORRAINE GUERRERO NEUMAYER*	5,722	27.99
								05 = CHRISTINE LYNN*	5,544	27.12
								06 = OVER VOTES	25	
								07 = UNDER VOTES	9,810	

	01	02	03	04	05	06	07			

0003 CHANNAHON PCT 003	1	1	1	1	0	0	0			
0105 JACKSON PCT 001	119	60	60	55	75	0	107			
0106 JACKSON PCT 002	145	47	63	69	71	4	173			
0107 JOLIET PCT 001	149	76	72	92	100	0	107			
0108 JOLIET PCT 002	196	96	71	108	106	0	207			
0109 JOLIET PCT 003	140	79	60	75	81	0	125			
0110 JOLIET PCT 004	183	93	83	106	101	0	166			
0111 JOLIET PCT 005	100	33	30	70	64	0	103			
0112 JOLIET PCT 006	104	33	32	81	62	0	104			
0113 JOLIET PCT 007	178	59	63	100	121	1	188			
0114 JOLIET PCT 008	160	79	68	91	93	0	149			
0115 JOLIET PCT 009	125	63	62	83	85	0	82			
0116 JOLIET PCT 010	221	124	99	132	117	0	191			
0117 JOLIET PCT 011	173	87	77	94	96	0	165			
0118 JOLIET PCT 012	129	55	46	87	67	0	132			
0119 JOLIET PCT 013	123	41	31	108	63	0	126			
0120 JOLIET PCT 014	157	61	37	127	76	0	170			
0121 JOLIET PCT 015	132	78	56	79	75	0	108			
0122 JOLIET PCT 016	235	103	103	123	139	0	237			
0123 JOLIET PCT 017	305	176	139	148	158	0	294			
0124 JOLIET PCT 018	422	192	178	228	208	1	457			
0125 JOLIET PCT 019	251	108	93	156	114	0	282			
0126 JOLIET PCT 020	181	97	79	100	93	0	174			
0127 JOLIET PCT 021	321	158	131	180	159	0	335			
0128 JOLIET PCT 022	227	110	94	121	109	0	247			
0129 JOLIET PCT 023	164	70	54	106	82	1	177			
0130 JOLIET PCT 024	104	45	43	68	76	1	77			
0131 JOLIET PCT 025	191	101	90	100	108	0	174			
0132 JOLIET PCT 026	175	96	88	114	113	0	114			
0133 JOLIET PCT 027	64	21	26	45	32	0	68			
0134 JOLIET PCT 028	110	36	43	76	64	0	111			
0135 JOLIET PCT 029	156	63	52	102	71	1	177			
0136 JOLIET PCT 030	136	74	64	76	74	0	120			
0137 JOLIET PCT 031	170	77	63	89	82	0	199			
0138 JOLIET PCT 032	146	53	56	106	95	0	128			
0139 JOLIET PCT 033	151	66	71	78	76	1	159			
0140 JOLIET PCT 034	141	51	54	94	88	0	136			
0141 JOLIET PCT 035	178	68	93	121	115	0	137			
0142 JOLIET PCT 036	136	48	65	100	97	0	98			
0143 JOLIET PCT 037	167	79	66	109	109	0	138			
0180 NEW LENOX PCT 001	100	41	55	64	56	1	81			
0182 NEW LENOX PCT 003	29	14	19	14	15	0	25			
0195 NEW LENOX PCT 016	0	0	0	0	0	0	0			
0197 NEW LENOX PCT 018	1	0	0	0	1	0	2			
0232 PLAINFIELD PCT 031	24	7	13	17	13	0	22			
0240 TROY PCT 001	140	64	68	91	87	0	110			
0241 TROY PCT 002	78	38	42	55	50	0	49			
0242 TROY PCT 003	9	7	6	4	6	0	4			
0243 TROY PCT 004	170	85	76	87	85	1	174			
0244 TROY PCT 005	195	119	101	95	117	0	153			
0245 TROY PCT 006	76	46	40	41	43	1	55			

	VOTES	PERCENT		VOTES	PERCENT
01 = BALLOTS CAST	10,110		JOLIET TOWNSHIP HS 204 BOARD MEMBER		
			VOTE FOR NOT MORE THAN 3		
			02 = DAVID SKORUPA*	4,789	23.42
			03 = SCOTT DUENSING	4,390	21.47
			04 = LORRAINE GUERRERO NEUMAYER*	5,722	27.99
			05 = CHRISTINE LYNN*	5,544	27.12
			06 = OVER VOTES	25	
			07 = UNDER VOTES	9,810	

(CONTINUED FROM PREVIOUS PAGE)

	01	02	03	04	05	06	07
0246 TROY PCT 007	226	111	130	125	126	1	183
0247 TROY PCT 008	256	114	117	114	114	2	303
0248 TROY PCT 009	207	105	83	104	111	1	215
0249 TROY PCT 010	222	122	118	101	137	1	185
0250 TROY PCT 011	428	210	186	181	184	1	520
0251 TROY PCT 012	277	166	124	107	133	0	301
0253 TROY PCT 014	70	40	36	40	52	0	42
0254 TROY PCT 015	250	110	108	120	133	0	279
0255 TROY PCT 016	250	120	116	128	131	4	243
0256 TROY PCT 017	186	86	90	89	99	1	191
0257 TROY PCT 018	134	72	63	80	77	0	110
0258 TROY PCT 019	116	55	43	67	59	1	121
0260 TROY PCT 021	0	0	0	0	0	0	0

I, the undersigned do hereby certify that on April 27, 2021, I canvassed the returns of an election held on April 6, 2021 for JOLIET TOWNSHIP HIGH SCHOOL DISTRICT NO. 204, and I proclaim that a total of **10,110** voters requested and received ballots and I do further certify the number of votes received for each candidate for this office, **and the winners are denoted with an asterisk next to his or her name.**

I further certify that the above is a true and complete Abstract of Votes and was prepared in my presence on April 27, 2021.

Lauren Staley Ferry
 Lauren Staley Ferry, County Clerk
 The County of Will, Illinois

	VOTES	PERCENT	LINCOLN-WAY COMM HS 210 BOARD MEMBER FULL	VOTES	PERCENT
01 = BALLOTS CAST	14,804		VOTE FOR NOT MORE THAN 3		
LINCOLN-WAY COMM HS 210 BOARD MEMBER UNEXP 2YR			05 = EMILY BIEGEL	5,688	16.59
VOTE FOR NOT MORE THAN 1			06 = AARON JANIK*	8,085	23.58
02 = CHRISTOPHER LUCCHETTI*	10,992	100.00	07 = DEADRA STOKES*	7,157	20.88
03 = OVER VOTES	0		08 = JOSEPH M KOSTECK*	8,374	24.43
04 = UNDER VOTES	3,812		09 = TANIA REMPERT	4,979	14.52
			10 = OVER VOTES	292	
			11 = UNDER VOTES	9,253	

	01	02	03	04	05	06	07	08	09	10	11
0057 FRANKFORT PCT 001	321	247	0	74	127	196	176	189	95	10	150
0058 FRANKFORT PCT 002	242	174	0	68	94	147	121	140	62	4	150
0059 FRANKFORT PCT 003	248	171	0	77	110	125	136	125	110	0	138
0060 FRANKFORT PCT 004	171	124	0	47	83	90	101	84	54	5	86
0061 FRANKFORT PCT 005	360	277	0	83	161	219	186	181	117	7	195
0062 FRANKFORT PCT 006	270	193	0	77	100	149	150	141	69	10	171
0063 FRANKFORT PCT 007	244	180	0	64	106	148	117	123	70	6	150
0064 FRANKFORT PCT 008	217	168	0	49	101	111	108	112	84	1	132
0065 FRANKFORT PCT 009	188	143	0	45	86	92	96	97	83	4	98
0066 FRANKFORT PCT 010	190	144	0	46	93	99	109	101	85	0	83
0067 FRANKFORT PCT 011	532	416	0	116	192	308	280	339	188	9	262
0068 FRANKFORT PCT 012	280	218	0	62	134	156	132	154	73	6	173
0069 FRANKFORT PCT 013	223	160	0	63	83	125	114	121	64	8	138
0070 FRANKFORT PCT 014	209	156	0	53	82	120	109	105	74	6	119
0071 FRANKFORT PCT 015	164	132	0	32	61	99	87	96	59	0	90
0072 FRANKFORT PCT 016	375	267	0	108	159	183	176	201	127	11	246
0073 FRANKFORT PCT 017	436	307	0	129	139	283	230	282	95	6	261
0074 FRANKFORT PCT 018	396	284	0	112	153	235	196	254	113	4	225
0075 FRANKFORT PCT 019	216	163	0	53	99	106	108	121	102	4	100
0076 FRANKFORT PCT 020	199	135	0	64	70	121	97	116	75	0	118
0077 FRANKFORT PCT 021	373	275	0	98	152	200	176	230	109	3	243
0078 FRANKFORT PCT 022	505	359	0	146	203	250	220	290	164	11	355
0079 FRANKFORT PCT 023	526	382	0	144	189	276	262	291	157	10	373
0080 FRANKFORT PCT 024	286	183	0	103	122	116	137	125	117	6	223
0081 FRANKFORT PCT 025	557	380	0	177	201	270	271	285	173	7	450
0082 FRANKFORT PCT 026	406	275	0	131	150	217	202	231	116	6	284
0083 FRANKFORT PCT 027	359	268	0	91	141	188	181	215	105	8	223
0084 FRANKFORT PCT 028	361	269	0	92	148	198	195	193	141	6	190
0085 GREEN GARDEN PCT 001	0	0	0	0	0	0	0	0	0	0	0
0105 JACKSON PCT 001	0	0	0	0	0	0	0	0	0	0	0
0106 JACKSON PCT 002	10	7	0	3	3	3	5	3	3	0	13
0168 MANHATTAN PCT 001	301	219	0	82	112	142	114	159	92	3	275
0169 MANHATTAN PCT 002	502	323	0	179	151	236	196	233	134	5	541
0170 MANHATTAN PCT 003	309	235	0	74	114	171	138	171	100	11	200
0171 MANHATTAN PCT 004	306	221	0	85	108	151	138	165	101	2	249
0180 NEW LENOX PCT 001	35	25	0	10	12	15	19	20	15	0	24
0181 NEW LENOX PCT 002	226	173	0	53	88	108	114	131	79	8	134
0182 NEW LENOX PCT 003	152	113	0	39	60	80	61	88	58	1	106
0183 NEW LENOX PCT 004	210	152	0	58	80	111	88	118	72	3	152
0184 NEW LENOX PCT 005	225	173	0	52	84	129	102	134	87	5	124
0185 NEW LENOX PCT 006	177	138	0	39	61	90	80	94	68	10	108
0186 NEW LENOX PCT 007	249	200	0	49	86	162	101	171	97	3	121
0187 NEW LENOX PCT 008	242	186	0	56	85	146	112	150	89	7	123
0188 NEW LENOX PCT 009	224	173	0	51	80	136	101	134	80	5	126
0189 NEW LENOX PCT 010	300	244	0	56	128	143	138	159	116	6	198
0190 NEW LENOX PCT 011	258	189	0	69	88	137	105	145	91	11	175
0191 NEW LENOX PCT 012	199	155	0	44	76	107	85	119	84	7	105
0192 NEW LENOX PCT 013	216	180	0	36	85	134	115	133	82	2	93
0193 NEW LENOX PCT 014	305	227	0	78	110	154	150	158	109	10	204
0194 NEW LENOX PCT 015	246	199	0	47	75	163	120	167	85	6	110

	VOTES	PERCENT		VOTES	PERCENT
01 = BALLOTS CAST	14,804		LINCOLN-WAY COMM HS 210 BOARD MEMBER FULL		
LINCOLN-WAY COMM HS 210 BOARD MEMBER UNEXP 2YR			VOTE FOR NOT MORE THAN 3		
VOTE FOR NOT MORE THAN 1			05 = EMILY BIEGEL	5,688	16.59
02 = CHRISTOPHER LUCCHETTI*	10,992	100.00	06 = AARON JANIK*	8,085	23.58
03 = OVER VOTES	0		07 = DEADRA STOKES*	7,157	20.88
04 = UNDER VOTES	3,812		08 = JOSEPH M KOSTECK*	8,374	24.43
			09 = TANIA REMPert	4,979	14.52
			10 = OVER VOTES	292	
			11 = UNDER VOTES	9,253	

(CONTINUED FROM PREVIOUS PAGE)

	01	02	03	04	05	06	07	08	09	10	11
0195 NEW LENOX PCT 016	274	225	0	49	109	159	120	153	117	11	131
0196 NEW LENOX PCT 017	273	220	0	53	103	150	132	164	104	8	142
0197 NEW LENOX PCT 018	176	137	0	39	80	83	88	101	57	3	110
0198 NEW LENOX PCT 019	203	157	0	46	66	131	109	134	76	2	87
0199 NEW LENOX PCT 020	332	271	0	61	105	217	153	228	102	5	176
0304 WILTON PCT 001	0	0	0	0	0	0	0	0	0	0	0

I, the undersigned do hereby certify that on April 27, 2021, I canvassed the returns of an election held on April 6, 2021 for LINCOLN-WAY COMMUNITY HIGH SCHOOL DISTRICT NO. 210, and I proclaim that a total of **14,804** voters requested and received ballots and I do further certify the number of votes received for each candidate for this office, **and the winners are denoted with an asterisk next to his or her name.**

I further certify that the above is a true and complete Abstract of Votes and was prepared in my presence on April 27, 2021.

Lauren Staley Ferry
 Lauren Staley Ferry, County Clerk
 The County of Will, Illinois

	VOTES PERCENT							VOTES PERCENT		
01 = BALLOTS CAST	10,145							LOCKPORT TOWNSHIP HS 205 BOARD		
								VOTE FOR NOT MORE THAN 4		
								02 = LOU ANN JOHNSON*	6,566	24.91
								03 = ANN M. LOPEZ-CANEVA*	6,682	25.35
								04 = ZYAN NAVARRA*	6,462	24.52
								05 = MICHAEL TRAVIS*	6,644	25.21
								06 = OVER VOTES	0	
								07 = UNDER VOTES	14,226	
	01	02	03	04	05	06	07			
0051 DU PAGE PCT 033	11	7	7	6	6	0	18			
0087 HOMER PCT 001	171	100	110	106	104	0	264			
0088 HOMER PCT 002	318	196	192	209	195	0	480			
0089 HOMER PCT 003	243	144	144	152	148	0	384			
0090 HOMER PCT 004	307	159	163	182	167	0	557			
0091 HOMER PCT 005	245	149	147	158	143	0	383			
0092 HOMER PCT 006	223	144	141	149	145	0	313			
0093 HOMER PCT 007	325	192	189	193	184	0	542			
0094 HOMER PCT 008	251	174	173	187	179	0	291			
0095 HOMER PCT 009	176	103	104	113	105	0	279			
0096 HOMER PCT 010	252	146	154	140	152	0	416			
0097 HOMER PCT 011	309	189	183	196	185	0	483			
0098 HOMER PCT 012	299	158	161	189	167	0	521			
0099 HOMER PCT 013	313	193	191	193	206	0	469			
0100 HOMER PCT 014	411	236	236	259	233	0	680			
0101 HOMER PCT 015	386	250	254	250	261	0	529			
0102 HOMER PCT 016	236	150	153	145	152	0	344			
0103 HOMER PCT 017	232	122	122	134	125	0	425			
0104 HOMER PCT 018	315	196	200	185	196	0	483			
0147 LOCKPORT PCT 004	5	2	1	4	1	0	12			
0148 LOCKPORT PCT 005	310	215	214	195	219	0	397			
0152 LOCKPORT PCT 009	265	206	208	195	208	0	243			
0153 LOCKPORT PCT 010	279	178	186	167	189	0	396			
0154 LOCKPORT PCT 011	379	238	262	227	252	0	537			
0155 LOCKPORT PCT 012	266	175	180	167	177	0	365			
0156 LOCKPORT PCT 013	653	517	509	497	501	0	588			
0157 LOCKPORT PCT 014	227	162	162	149	163	0	272			
0158 LOCKPORT PCT 015	212	150	146	139	148	0	265			
0159 LOCKPORT PCT 016	381	255	277	232	260	0	500			
0160 LOCKPORT PCT 017	487	289	332	272	311	0	744			
0161 LOCKPORT PCT 018	282	179	192	167	186	0	404			
0162 LOCKPORT PCT 019	432	327	336	312	328	0	425			
0163 LOCKPORT PCT 020	188	136	128	124	127	0	237			
0164 LOCKPORT PCT 021	192	135	138	121	129	0	245			
0165 LOCKPORT PCT 022	254	175	176	165	178	0	322			
0166 LOCKPORT PCT 023	213	146	143	126	132	0	305			
0167 LOCKPORT PCT 024	97	73	68	57	82	0	108			

I, the undersigned do hereby certify that on April 27, 2021, I canvassed the returns of an election held on April 6, 2021 for LOCKPORT TOWNSHIP HIGH SCHOOL DISTRICT NO. 205, and I proclaim that a total of **10,145** voters requested and received ballots and I do further certify the number of votes received for each candidate for this office, **and the winners are denoted with an asterisk next to his or her name.**

I further certify that the above is a true and complete Abstract of Votes and was prepared in my presence on April 27, 2021.

Lauren Staley Ferry
 Lauren Staley Ferry, County Clerk
 The County of Will, Illinois

ABSTRACT OF VOTES

WILL COUNTY, ILLINOIS
 CONSOLIDATED ELECTION
 APRIL 6, 2021

OFFICIAL RESULTS

RUN DATE:04/21/21 12:30 PM

REPORT-EL86 PAGE 068

	VOTES	PERCENT		VOTES	PERCENT
01 = BALLOTS CAST	2,017		MINOOKA COMM HS 111 BOARD MEMBER FULL		
MINOOKA COMM HS 111 BOARD MEMBER UNEXP 2YR			VOTE FOR NOT MORE THAN 4		
VOTE FOR NOT MORE THAN 1			06 = CHERIE BARNES	908	16.34
02 = DEIRDRA CRYE	1,404	100.00	07 = JAMES A. GRZETICH	1,013	18.23
03 = No Candidate	0		08 = JOHN SARTORI	979	17.62
04 = OVER VOTES	0		09 = OWEN QUAST	663	11.93
05 = UNDER VOTES	613		10 = MATT SHEPARD	1,035	18.63
			11 = MICHAEL BROZOVICH	958	17.24
			12 = OVER VOTES	6	
			13 = UNDER VOTES	2,488	

	01	02	03	04	05	06	07	08	09	10	11	12	13
0001 CHANNAHON PCT 001	116	81	0	0	35	47	67	49	36	71	55	1	135
0002 CHANNAHON PCT 002	157	114	0	0	43	78	86	87	50	93	73	1	157
0003 CHANNAHON PCT 003	125	75	0	0	50	53	46	60	42	59	66	0	174
0004 CHANNAHON PCT 004	105	72	0	0	33	56	53	46	29	53	54	0	129
0005 CHANNAHON PCT 005	78	58	0	0	20	39	42	32	31	51	32	0	85
0242 TROY PCT 003	60	49	0	0	11	29	31	39	27	36	32	1	42
0252 TROY PCT 013	402	291	0	0	111	189	202	196	145	199	185	2	484
0253 TROY PCT 014	211	152	0	0	59	87	124	108	60	108	96	0	261
0254 TROY PCT 015	25	17	0	0	8	8	13	11	8	6	14	0	40
0256 TROY PCT 017	151	96	0	0	55	60	71	70	37	78	65	0	223
0257 TROY PCT 018	0	0	0	0	0	0	0	0	0	0	0	0	0
0259 TROY PCT 020	241	173	0	0	68	116	116	119	87	120	117	0	289
0260 TROY PCT 021	274	178	0	0	96	108	131	124	91	137	120	0	385
0261 TROY PCT 022	72	48	0	0	24	38	31	38	20	24	49	1	84

This political subdivision has been canvassed by the election authority in which their principal office is located.

COLLEGE DISTRICTS



LAUREN STALEY FERRY

WILL COUNTY CLERK

thewillcountyclerk.com

	VOTES PERCENT		COMMUNITY COLLEGE DIST 502 TRUSTEE											VOTES PERCENT	
	01	02	03	04	05	06	07	08	09	10	11				
01 = BALLOTS CAST	9,181		VOTE FOR NOT MORE THAN 3											3,270	17.38
			02 = HEIDI HOLAN											2,401	12.76
			03 = DONALD S. POTOCZNY											2,920	15.52
			04 = FLORENCE APPEL											1,308	6.95
			05 = SHENG "TEXA" SUN											2,047	10.88
			06 = ANDREW RICHARD MANNO											1,564	8.31
			07 = DANIEL MALLOY											2,673	14.20
			08 = NICK HOWARD											2,635	14.00
			09 = DEBORAH SAJDAK											173	
			10 = OVER VOTES											8,206	
			11 = UNDER VOTES												
0019 DU PAGE PCT 001	311	84	94	110	46	49	53	113	60	5	309				
0020 DU PAGE PCT 002	310	72	110	128	33	41	57	125	57	2	301				
0021 DU PAGE PCT 003	351	109	117	137	52	62	68	124	74	2	304				
0022 DU PAGE PCT 004	197	51	42	59	21	23	33	48	41	3	264				
0025 DU PAGE PCT 007	326	73	136	139	36	26	60	145	64	3	290				
0267 WHEATLAND PCT 002	654	258	228	241	67	170	116	240	206	8	412				
0268 WHEATLAND PCT 003	322	113	72	82	49	71	38	86	110	3	336				
0269 WHEATLAND PCT 004	240	83	58	85	50	51	43	72	75	7	182				
0270 WHEATLAND PCT 005	351	116	93	109	64	63	56	99	84	14	327				
0271 WHEATLAND PCT 006	337	149	86	120	47	104	69	82	125	9	202				
0272 WHEATLAND PCT 007	265	116	72	86	33	83	42	70	98	7	174				
0273 WHEATLAND PCT 008	289	110	63	76	37	71	51	71	78	11	277				
0274 WHEATLAND PCT 009	405	160	116	138	44	116	56	125	136	10	294				
0275 WHEATLAND PCT 010	321	118	73	94	48	94	60	84	104	6	270				
0276 WHEATLAND PCT 011	671	220	120	163	125	134	108	148	204	11	758				
0277 WHEATLAND PCT 012	327	100	90	104	45	58	40	108	72	7	343				
0278 WHEATLAND PCT 013	305	116	80	94	39	75	62	89	75	7	264				
0279 WHEATLAND PCT 014	425	156	102	125	44	116	59	131	105	6	419				
0280 WHEATLAND PCT 015	394	142	99	119	89	91	56	94	108	4	372				
0281 WHEATLAND PCT 016	183	91	47	42	26	61	39	49	67	3	118				
0282 WHEATLAND PCT 017	316	133	64	88	41	77	40	79	102	9	297				
0283 WHEATLAND PCT 018	317	113	76	104	28	71	71	87	94	9	280				
0284 WHEATLAND PCT 019	349	111	87	112	53	57	62	95	107	6	345				
0285 WHEATLAND PCT 020	256	94	63	64	31	69	43	73	87	4	232				
0286 WHEATLAND PCT 021	305	126	77	107	44	90	43	86	108	4	222				
0287 WHEATLAND PCT 022	428	180	83	124	80	82	89	91	133	7	401				
0288 WHEATLAND PCT 023	67	31	13	23	11	16	20	23	25	1	36				
0289 WHEATLAND PCT 024	159	45	40	47	25	26	30	36	36	5	177				

This political subdivision has been canvassed by the election authority in which their principal office is located.

	VOTES PERCENT		PRAIRIE STATE COLLEGE DIST 515 TRUSTEE		VOTES PERCENT		
	VOTES	PERCENT	VOTES	PERCENT	VOTES	PERCENT	
01 = BALLOTS CAST	6,364		VOTE FOR NOT MORE THAN 2				
					2,025	23.69	
					2,691	31.48	
					2,012	23.54	
					1,819	21.28	
					18		
					4,145		
	01	02	03	04	05	06	07
0006 CRETE PCT 001	201	61	106	93	50	0	92
0007 CRETE PCT 002	227	101	113	63	69	0	108
0008 CRETE PCT 003	347	129	157	71	85	4	244
0009 CRETE PCT 004	287	94	129	110	80	0	161
0010 CRETE PCT 005	243	91	105	110	72	0	108
0011 CRETE PCT 006	347	138	160	96	109	1	189
0012 CRETE PCT 007	263	100	121	91	80	1	132
0013 CRETE PCT 008	329	114	138	102	97	1	205
0014 CRETE PCT 009	292	90	115	71	107	1	199
0015 CRETE PCT 010	111	35	43	26	45	0	73
0016 CRETE PCT 011	251	93	107	76	98	2	124
0017 CRETE PCT 012	271	90	117	55	89	0	191
0172 MONEE PCT 001	145	41	74	73	35	2	63
0173 MONEE PCT 002	187	40	90	132	30	1	80
0174 MONEE PCT 003	349	89	144	67	98	2	296
0175 MONEE PCT 004	441	109	179	103	126	1	363
0176 MONEE PCT 005	183	59	87	106	24	0	90
0177 MONEE PCT 006	159	53	76	96	21	0	72
0178 MONEE PCT 007	270	82	109	177	49	1	121
0179 MONEE PCT 008	268	61	98	62	81	0	234
0262 WASHINGTON PCT 001	433	119	150	78	144	1	373
0263 WASHINGTON PCT 002	367	117	129	70	109	0	309
0264 WASHINGTON PCT 003	377	112	139	83	121	0	299
0300 WILL PCT 001	16	7	5	1	0	0	19

This political subdivision has been canvassed by the election authority in which their principal office is located.

VOTES PERCENT

VOTES PERCENT

01 = BALLOTS CAST

1,212

WAUBONSEE COMM COLLEGE DIST 516 TRUSTEE

VOTE FOR NOT MORE THAN 2

02 = REBECCA OLIVER

499 29.49

03 = PATRICK KELSEY

411 24.29

04 = GISELLE GONZALEZ

390 23.05

05 = SANDRA GONZALEZ

392 23.17

06 = OVER VOTES

2

07 = UNDER VOTES

728

	01	02	03	04	05	06	07
0266 WHEATLAND PCT 001	82	32	29	17	21	0	65
0288 WHEATLAND PCT 023	47	21	18	8	10	0	37
0296 WHEATLAND PCT 031	185	74	65	76	66	0	89
0297 WHEATLAND PCT 032	274	121	95	74	77	1	179
0298 WHEATLAND PCT 033	283	108	85	101	106	0	166
0299 WHEATLAND PCT 034	341	143	119	114	112	1	192

This political subdivision has been canvassed by the election authority in which their principal office is located.

VOTES PERCENT

VOTES PERCENT

01 = BALLOTS CAST

7

KANKAKEE COMM COLLEGE DIST 520 TRUSTEE

VOTE FOR NOT MORE THAN 2

02 = JERALD "JERRY" HOEKSTRA

7 50.00

03 = WILLIAM "BILL" ORR

7 50.00

04 = OVER VOTES

0

05 = UNDER VOTES

0

01	02	03	04	05
7	7	7	0	0

0265 WESLEY PCT 001

This political subdivision has been canvassed by the election authority in which their principal office is located.

	VOTES	PERCENT		VOTES	PERCENT
01 = BALLOTS CAST	60,999		JOLIET JUNIOR COLLEGE DIST 525 TRUSTEE 4YR		
JOLIET JUNIOR COLLEGE DIST 525 TRUSTEE FULL			VOTE FOR NOT MORE THAN 1		
VOTE FOR NOT MORE THAN 2			09 = MAUREN FLANAGAN BRODERICK*	42,389	100.00
02 = CAMIELLE HOLCOMBE	16,313	19.20	10 = OVER VOTES	0	
03 = KARLA FRANCHINI-MANZO	15,011	17.67	11 = UNDER VOTES	18,610	
04 = MICHELLE LEE*	20,848	24.54			
05 = DREW D. DUZINSKAS	12,624	14.86			
06 = JAMES A. BUDZINSKI*	20,157	23.73			
07 = OVER VOTES	408				
08 = UNDER VOTES	36,229				

	01	02	03	04	05	06	07	08	09	10	11
0001 CHANNAHON PCT 001	116	27	33	37	32	36	1	65	78	0	38
0002 CHANNAHON PCT 002	157	31	50	57	31	76	0	69	117	0	40
0003 CHANNAHON PCT 003	129	28	40	32	28	46	0	84	87	0	42
0004 CHANNAHON PCT 004	105	30	25	28	20	50	1	55	75	0	30
0005 CHANNAHON PCT 005	78	15	28	21	17	31	1	42	59	0	19
0018 CUSTER PCT 001	75	18	13	27	15	27	0	50	47	0	28
0019 DU PAGE PCT 001	0	0	0	0	0	0	0	0	0	0	0
0022 DU PAGE PCT 004	90	24	25	34	19	19	0	59	64	0	26
0023 DU PAGE PCT 005	340	103	82	144	58	81	5	202	264	0	76
0024 DU PAGE PCT 006	365	101	89	138	73	89	4	232	254	0	111
0026 DU PAGE PCT 008	390	116	112	152	73	76	1	249	282	0	108
0027 DU PAGE PCT 009	276	88	73	110	58	75	1	146	208	0	68
0028 DU PAGE PCT 010	508	160	146	243	93	105	4	261	375	0	133
0029 DU PAGE PCT 011	363	136	100	147	63	68	3	206	267	0	96
0030 DU PAGE PCT 012	336	91	77	119	62	57	1	264	220	0	116
0031 DU PAGE PCT 013	365	114	91	167	80	74	4	196	268	0	97
0032 DU PAGE PCT 014	432	107	108	168	75	114	4	284	295	0	137
0033 DU PAGE PCT 015	370	121	102	148	63	85	4	213	263	0	107
0034 DU PAGE PCT 016	452	114	110	176	103	118	2	279	312	0	140
0035 DU PAGE PCT 017	458	133	122	210	86	95	4	262	336	0	122
0036 DU PAGE PCT 018	377	130	86	173	60	101	5	194	282	0	95
0037 DU PAGE PCT 019	329	121	88	138	47	75	2	185	248	0	81
0038 DU PAGE PCT 020	270	86	65	106	46	64	1	171	182	0	88
0039 DU PAGE PCT 021	325	88	88	136	60	88	3	184	243	0	82
0040 DU PAGE PCT 022	400	131	114	142	80	98	2	231	285	0	115
0041 DU PAGE PCT 023	492	154	120	204	83	97	3	320	355	0	137
0042 DU PAGE PCT 024	338	113	79	154	58	66	0	206	247	0	91
0043 DU PAGE PCT 025	314	113	81	142	61	71	0	160	238	0	76
0044 DU PAGE PCT 026	297	100	83	140	49	73	0	149	226	0	71
0045 DU PAGE PCT 027	344	94	101	131	56	65	1	239	239	0	105
0046 DU PAGE PCT 028	282	80	69	141	61	70	2	139	221	0	61
0047 DU PAGE PCT 029	459	138	113	167	73	88	2	335	318	0	141
0048 DU PAGE PCT 030	296	102	84	131	49	50	1	174	230	0	66
0049 DU PAGE PCT 031	279	72	56	109	58	59	1	202	185	0	94
0050 DU PAGE PCT 032	146	54	42	68	33	51	1	42	128	0	18
0051 DU PAGE PCT 033	138	33	35	54	40	48	0	66	113	0	25
0052 DU PAGE PCT 034	194	66	43	67	49	94	3	63	154	0	40
0053 DU PAGE PCT 035	38	11	9	18	10	10	0	18	30	0	8
0054 DU PAGE PCT 036	178	53	48	65	52	74	0	64	132	0	46
0055 DU PAGE PCT 037	114	38	29	48	25	35	0	53	86	0	28
0056 FLORENCE PCT 001	154	33	33	36	29	44	1	131	99	0	55
0057 FRANKFORT PCT 001	321	71	86	81	88	133	3	177	217	0	104
0058 FRANKFORT PCT 002	242	65	53	73	50	100	0	143	167	0	75
0059 FRANKFORT PCT 003	248	60	66	69	49	73	2	175	162	0	86
0060 FRANKFORT PCT 004	171	43	40	50	29	58	3	116	116	0	55
0061 FRANKFORT PCT 005	360	102	81	97	84	125	3	225	245	0	115
0062 FRANKFORT PCT 006	270	71	64	71	58	105	4	163	159	0	111
0063 FRANKFORT PCT 007	244	73	54	67	47	86	3	155	168	0	76

		VOTES	PERCENT	JOLIET JUNIOR COLLEGE DIST 525 TRUSTEE 4YR		VOTES	PERCENT
01 = BALLOTS CAST		60,999		VOTE FOR NOT MORE THAN 1			
JOLIET JUNIOR COLLEGE DIST 525 TRUSTEE FULL				09 = MAUREEN FLANAGAN BRODERICK*		42,389	100.00
VOTE FOR NOT MORE THAN 2				10 = OVER VOTES		0	
02 = CAMIELLE HOLCOMBE		16,313	19.20	11 = UNDER VOTES		18,610	
03 = KARLA FRANCHINI-MANZO		15,011	17.67				
04 = MICHELLE LEE*		20,848	24.54				
05 = DREW D. DUZINSKAS		12,624	14.86				
06 = JAMES A. BUDZINSKI*		20,157	23.73				
07 = OVER VOTES		408					
08 = UNDER VOTES		36,229					

(CONTINUED FROM PREVIOUS PAGE)

	01	02	03	04	05	06	07	08	09	10	11
0064 FRANKFORT PCT 008	217	53	57	67	56	82	4	111	160	0	57
0065 FRANKFORT PCT 009	188	44	45	62	43	72	0	110	135	0	53
0066 FRANKFORT PCT 010	190	53	43	71	36	61	1	114	134	0	56
0067 FRANKFORT PCT 011	532	146	119	141	119	168	2	367	379	0	153
0068 FRANKFORT PCT 012	280	52	73	78	59	121	4	169	187	0	93
0069 FRANKFORT PCT 013	223	55	50	64	50	86	2	137	154	0	69
0070 FRANKFORT PCT 014	209	56	41	57	50	71	0	143	153	0	56
0071 FRANKFORT PCT 015	164	64	33	53	32	64	0	82	120	0	44
0072 FRANKFORT PCT 016	375	95	75	118	66	124	2	268	238	0	137
0073 FRANKFORT PCT 017	436	88	102	108	88	178	3	302	273	0	163
0074 FRANKFORT PCT 018	396	96	74	100	92	145	2	281	265	0	131
0075 FRANKFORT PCT 019	216	44	49	68	59	72	1	138	148	0	68
0076 FRANKFORT PCT 020	199	43	45	59	48	68	2	131	136	0	63
0077 FRANKFORT PCT 021	373	89	72	105	84	118	1	276	253	0	120
0078 FRANKFORT PCT 022	505	112	125	137	101	156	7	365	336	0	169
0079 FRANKFORT PCT 023	526	117	102	165	95	159	6	402	343	0	183
0080 FRANKFORT PCT 024	286	75	63	117	43	70	2	200	172	0	114
0081 FRANKFORT PCT 025	557	133	114	147	90	132	6	486	334	0	223
0082 FRANKFORT PCT 026	406	92	81	130	63	103	5	333	253	0	153
0083 FRANKFORT PCT 027	359	75	63	113	72	124	3	265	242	0	117
0084 FRANKFORT PCT 028	361	104	96	119	84	95	3	218	253	0	108
0085 GREEN GARDEN PCT 001	338	93	42	123	62	97	2	255	197	0	141
0086 GREEN GARDEN PCT 002	427	102	78	142	83	109	2	336	260	0	167
0087 HOMER PCT 001	171	64	41	52	29	61	0	95	109	0	62
0088 HOMER PCT 002	318	95	72	94	70	99	4	198	215	0	103
0089 HOMER PCT 003	243	67	50	72	60	80	2	153	174	0	69
0090 HOMER PCT 004	307	85	55	100	65	104	0	205	182	0	125
0091 HOMER PCT 005	245	64	46	93	48	82	1	155	172	0	73
0092 HOMER PCT 006	223	75	59	83	43	79	2	103	158	0	65
0093 HOMER PCT 007	325	97	59	94	70	101	1	227	210	0	115
0094 HOMER PCT 008	251	80	69	108	54	89	2	98	192	0	59
0095 HOMER PCT 009	176	52	26	50	42	78	0	104	113	0	63
0096 HOMER PCT 010	252	67	59	75	57	76	0	170	159	0	93
0097 HOMER PCT 011	309	94	64	114	57	86	0	203	219	0	90
0098 HOMER PCT 012	299	92	54	100	60	90	1	200	180	0	119
0099 HOMER PCT 013	313	77	85	96	68	117	3	177	215	0	98
0100 HOMER PCT 014	411	113	85	119	93	119	1	291	279	0	132
0101 HOMER PCT 015	386	99	98	105	81	141	2	244	263	0	123
0102 HOMER PCT 016	236	75	70	61	52	71	1	141	178	0	58
0103 HOMER PCT 017	232	78	33	74	40	71	1	166	139	0	93
0104 HOMER PCT 018	315	77	77	86	69	97	2	220	212	0	103
0105 JACKSON PCT 001	119	37	35	46	17	45	1	56	84	0	35
0106 JACKSON PCT 002	155	27	33	59	21	52	1	116	112	0	43
0107 JOLIET PCT 001	149	29	46	62	36	63	1	60	120	0	29
0108 JOLIET PCT 002	196	49	54	55	38	78	2	114	126	0	70
0109 JOLIET PCT 003	140	29	45	43	38	59	1	64	110	0	30
0110 JOLIET PCT 004	183	37	66	59	52	77	1	73	146	0	37
0111 JOLIET PCT 005	100	39	25	59	9	12	2	52	79	0	21

	VOTES	PERCENT		VOTES	PERCENT
01 = BALLOTS CAST	60,999		JOLIET JUNIOR COLLEGE DIST 525 TRUSTEE 4YR		
JOLIET JUNIOR COLLEGE DIST 525 TRUSTEE FULL			VOTE FOR NOT MORE THAN 1		
VOTE FOR NOT MORE THAN 2			09 = MAUREEN FLANAGAN BRODERICK*	42,389	100.00
02 = CAMIELLE HOLCOMBE	16,313	19.20	10 = OVER VOTES	0	
03 = KARLA FRANCHINI-MANZO	15,011	17.67	11 = UNDER VOTES	18,610	
04 = MICHELLE LEE*	20,848	24.54			
05 = DREW D. DUZINSKAS	12,624	14.86			
06 = JAMES A. BUDZINSKI*	20,157	23.73			
07 = OVER VOTES	408				
08 = UNDER VOTES	36,229				

(CONTINUED FROM PREVIOUS PAGE)

	01	02	03	04	05	06	07	08	09	10	11
0112 JOLIET PCT 006	104	33	49	46	19	17	0	44	86	0	18
0113 JOLIET PCT 007	178	54	49	90	20	41	2	98	135	0	43
0114 JOLIET PCT 008	160	44	52	54	38	67	0	65	115	0	45
0115 JOLIET PCT 009	125	32	46	50	32	51	0	39	97	0	28
0116 JOLIET PCT 010	221	46	84	61	46	92	4	105	163	0	58
0117 JOLIET PCT 011	173	40	60	56	46	59	3	79	125	0	48
0118 JOLIET PCT 012	129	29	54	41	33	42	3	53	104	0	25
0119 JOLIET PCT 013	123	25	72	33	28	17	0	71	92	0	31
0120 JOLIET PCT 014	157	19	103	30	33	32	0	97	120	0	37
0121 JOLIET PCT 015	132	37	48	48	28	49	1	52	111	0	21
0122 JOLIET PCT 016	235	85	59	122	31	39	4	126	176	0	59
0123 JOLIET PCT 017	305	57	72	89	65	156	0	171	204	0	101
0124 JOLIET PCT 018	422	73	136	117	80	174	5	254	282	0	140
0125 JOLIET PCT 019	251	35	94	67	67	80	1	157	163	0	88
0126 JOLIET PCT 020	181	29	52	58	36	72	5	105	130	0	51
0127 JOLIET PCT 021	321	54	116	80	70	129	9	175	237	0	84
0128 JOLIET PCT 022	227	46	76	63	53	69	3	141	159	0	68
0129 JOLIET PCT 023	164	35	58	56	30	43	0	106	108	0	56
0130 JOLIET PCT 024	104	29	31	46	20	37	1	43	79	0	25
0131 JOLIET PCT 025	191	42	67	51	40	83	5	89	134	0	57
0132 JOLIET PCT 026	175	52	67	54	42	70	0	65	135	0	40
0133 JOLIET PCT 027	64	24	17	31	11	11	1	32	46	0	18
0134 JOLIET PCT 028	110	31	36	59	18	20	2	52	86	0	24
0135 JOLIET PCT 029	156	37	57	68	28	41	4	73	121	0	35
0136 JOLIET PCT 030	136	48	47	56	32	44	2	41	95	0	41
0137 JOLIET PCT 031	170	32	49	52	32	65	4	102	111	0	59
0138 JOLIET PCT 032	146	59	51	79	12	25	4	58	122	0	24
0139 JOLIET PCT 033	151	30	55	56	41	55	0	65	105	0	46
0140 JOLIET PCT 034	141	44	47	69	22	35	4	57	113	0	28
0141 JOLIET PCT 035	178	42	61	86	35	52	3	74	151	0	27
0142 JOLIET PCT 036	136	48	40	74	15	34	5	51	116	0	20
0143 JOLIET PCT 037	167	55	48	92	23	42	0	74	139	0	28
0144 LOCKPORT PCT 001	451	152	103	146	110	253	3	132	376	0	75
0145 LOCKPORT PCT 002	144	45	46	46	36	50	3	59	112	0	32
0146 LOCKPORT PCT 003	106	34	35	42	29	36	1	34	82	0	24
0147 LOCKPORT PCT 004	121	26	32	45	37	52	1	48	100	0	21
0148 LOCKPORT PCT 005	310	73	80	92	81	118	0	176	229	0	81
0149 LOCKPORT PCT 006	112	40	42	43	27	26	0	46	79	0	33
0150 LOCKPORT PCT 007	118	40	46	54	26	35	0	35	106	0	12
0151 LOCKPORT PCT 008	85	36	27	51	14	20	0	22	77	0	8
0152 LOCKPORT PCT 009	331	101	83	130	83	140	5	115	281	0	50
0153 LOCKPORT PCT 010	279	75	81	81	57	107	0	157	200	0	79
0154 LOCKPORT PCT 011	379	74	87	141	87	142	2	223	272	0	107
0155 LOCKPORT PCT 012	266	61	52	87	51	97	2	180	186	0	80
0156 LOCKPORT PCT 013	653	179	140	252	172	300	3	257	528	0	125
0157 LOCKPORT PCT 014	260	58	80	97	63	118	0	104	201	0	59
0158 LOCKPORT PCT 015	212	57	75	73	46	63	2	106	159	0	53
0159 LOCKPORT PCT 016	381	100	86	123	74	119	2	256	275	0	106

	VOTES	PERCENT		VOTES	PERCENT
01 = BALLOTS CAST	60,999		JOLIET JUNIOR COLLEGE DIST 525 TRUSTEE 4YR		
JOLIET JUNIOR COLLEGE DIST 525 TRUSTEE FULL			VOTE FOR NOT MORE THAN 1		
VOTE FOR NOT MORE THAN 2			09 = MAUREEN FLANAGAN BRODERICK*	42,389	100.00
02 = CAMIELLE HOLCOMBE	16,313	19.20	10 = OVER VOTES	0	
03 = KARLA FRANCHINI-MANZO	15,011	17.67	11 = UNDER VOTES	18,610	
04 = MICHELLE LEE*	20,848	24.54			
05 = DREW D. DUZINSKAS	12,624	14.86			
06 = JAMES A. BUDZINSKI*	20,157	23.73			
07 = OVER VOTES	408				
08 = UNDER VOTES	36,229				

(CONTINUED FROM PREVIOUS PAGE)

	01	02	03	04	05	06	07	08	09	10	11
0160 LOCKPORT PCT 017	487	96	125	150	101	164	1	336	333	0	154
0161 LOCKPORT PCT 018	282	67	68	85	75	99	1	168	196	0	86
0162 LOCKPORT PCT 019	432	98	104	153	117	185	0	207	339	0	93
0163 LOCKPORT PCT 020	296	72	88	98	68	105	4	153	213	0	83
0164 LOCKPORT PCT 021	192	39	50	76	40	80	1	97	145	0	47
0165 LOCKPORT PCT 022	254	65	81	84	57	99	0	122	193	0	61
0166 LOCKPORT PCT 023	213	51	65	70	47	84	2	105	151	0	62
0167 LOCKPORT PCT 024	97	37	26	58	19	20	2	30	82	0	15
0168 MANHATTAN PCT 001	301	64	54	75	81	102	3	220	190	0	111
0169 MANHATTAN PCT 002	502	82	84	154	87	148	3	443	307	0	195
0170 MANHATTAN PCT 003	335	79	65	106	93	132	4	187	241	0	94
0171 MANHATTAN PCT 004	306	77	57	83	58	94	2	239	190	0	116
0180 NEW LENOX PCT 001	135	34	40	44	36	54	3	56	96	0	39
0181 NEW LENOX PCT 002	226	69	48	92	48	90	3	99	154	0	72
0182 NEW LENOX PCT 003	181	32	43	45	40	83	0	119	117	0	64
0183 NEW LENOX PCT 004	210	54	30	62	50	105	0	119	140	0	70
0184 NEW LENOX PCT 005	225	71	38	64	56	104	1	115	157	0	68
0185 NEW LENOX PCT 006	177	55	40	48	42	77	1	90	121	0	56
0186 NEW LENOX PCT 007	249	65	51	72	63	127	2	116	173	0	76
0187 NEW LENOX PCT 008	242	86	61	50	54	115	1	116	166	0	76
0188 NEW LENOX PCT 009	224	56	40	63	56	122	0	111	140	0	84
0189 NEW LENOX PCT 010	300	72	69	88	63	138	1	168	182	0	118
0190 NEW LENOX PCT 011	258	78	48	73	65	107	0	145	153	0	105
0191 NEW LENOX PCT 012	199	65	33	59	48	107	1	84	119	0	80
0192 NEW LENOX PCT 013	216	50	38	65	63	98	1	116	153	0	63
0193 NEW LENOX PCT 014	305	74	62	79	75	125	2	191	187	0	118
0194 NEW LENOX PCT 015	246	61	41	63	59	120	1	146	158	0	88
0195 NEW LENOX PCT 016	274	100	58	77	60	132	6	109	173	0	101
0196 NEW LENOX PCT 017	273	65	57	97	73	120	1	132	181	0	92
0197 NEW LENOX PCT 018	177	48	40	50	38	75	4	95	113	0	64
0198 NEW LENOX PCT 019	203	53	47	58	52	74	1	120	132	0	71
0199 NEW LENOX PCT 020	332	90	65	92	78	142	4	189	216	0	116
0200 PEOTONE PCT 001	356	62	57	99	51	92	0	351	186	0	170
0201 PEOTONE PCT 002	336	75	50	114	59	92	2	278	221	0	115
0202 PLAINFIELD PCT 001	241	80	59	89	37	64	1	151	177	0	64
0203 PLAINFIELD PCT 002	198	63	49	60	39	67	0	118	141	0	57
0204 PLAINFIELD PCT 003	211	56	42	76	42	67	2	135	154	0	57
0205 PLAINFIELD PCT 004	37	15	12	11	8	9	0	19	27	0	10
0206 PLAINFIELD PCT 005	66	24	19	35	13	22	0	19	53	0	13
0207 PLAINFIELD PCT 006	77	29	22	21	21	20	0	41	54	0	23
0208 PLAINFIELD PCT 007	77	24	24	33	16	19	0	38	58	0	19
0209 PLAINFIELD PCT 008	271	67	59	87	51	85	2	189	178	0	93
0210 PLAINFIELD PCT 009	347	89	72	97	60	114	3	256	228	0	119
0211 PLAINFIELD PCT 010	358	61	70	132	66	116	0	271	220	0	138
0212 PLAINFIELD PCT 011	26	14	10	14	3	7	0	4	25	0	1
0213 PLAINFIELD PCT 012	69	22	26	26	18	20	0	26	47	0	22
0214 PLAINFIELD PCT 013	375	104	84	126	64	122	0	250	255	0	120
0215 PLAINFIELD PCT 014	294	86	63	112	44	99	0	184	194	0	100

	VOTES	PERCENT		VOTES	PERCENT
01 = BALLOTS CAST	60,999		JOLIET JUNIOR COLLEGE DIST 525 TRUSTEE 4YR		
JOLIET JUNIOR COLLEGE DIST 525 TRUSTEE FULL			VOTE FOR NOT MORE THAN 1		
VOTE FOR NOT MORE THAN 2			09 = MAUREEN FLANAGAN BRODERICK*	42,389	100.00
02 = CAMIELLE HOLCOMBE	16,313	19.20	10 = OVER VOTES	0	
03 = KARLA FRANCHINI-MANZO	15,011	17.67	11 = UNDER VOTES	18,610	
04 = MICHELLE LEE*	20,848	24.54			
05 = DREW D. DUZINSKAS	12,624	14.86			
06 = JAMES A. BUDZINSKI*	20,157	23.73			
07 = OVER VOTES	408				
08 = UNDER VOTES	36,229				

(CONTINUED FROM PREVIOUS PAGE)

	01	02	03	04	05	06	07	08	09	10	11
0216 PLAINFIELD PCT 015	253	67	49	91	53	91	0	155	167	0	86
0217 PLAINFIELD PCT 016	183	55	51	59	40	56	2	101	131	0	52
0218 PLAINFIELD PCT 017	97	32	27	37	18	33	2	43	62	0	35
0219 PLAINFIELD PCT 018	121	29	41	41	33	37	0	61	88	0	33
0220 PLAINFIELD PCT 019	98	29	23	32	23	26	0	63	67	0	31
0221 PLAINFIELD PCT 020	127	31	31	37	26	45	1	82	79	0	48
0222 PLAINFIELD PCT 021	148	44	33	46	30	48	1	93	96	0	52
0223 PLAINFIELD PCT 022	166	45	37	65	37	63	2	81	121	0	45
0224 PLAINFIELD PCT 023	104	35	36	35	27	45	1	28	86	0	18
0225 PLAINFIELD PCT 024	165	35	38	69	39	67	1	80	125	0	40
0226 PLAINFIELD PCT 025	83	32	26	36	14	19	0	39	57	0	26
0227 PLAINFIELD PCT 026	71	19	13	31	13	26	0	40	50	0	21
0228 PLAINFIELD PCT 027	98	29	29	36	20	31	0	51	75	0	23
0229 PLAINFIELD PCT 028	85	23	20	34	16	28	1	47	66	0	19
0230 PLAINFIELD PCT 029	102	27	30	32	26	30	1	57	83	0	19
0231 PLAINFIELD PCT 030	156	35	38	54	43	56	0	86	109	0	47
0232 PLAINFIELD PCT 031	116	32	36	37	38	41	1	46	86	0	30
0233 PLAINFIELD PCT 032	106	27	26	36	33	45	1	43	82	0	24
0234 PLAINFIELD PCT 033	182	38	48	50	60	84	1	82	124	0	58
0235 PLAINFIELD PCT 034	126	32	32	47	27	53	2	57	98	0	28
0236 PLAINFIELD PCT 035	107	20	34	49	21	35	0	55	70	0	37
0237 REED PCT 001	229	58	60	75	50	58	1	155	161	0	68
0238 REED PCT 002	285	75	61	87	38	97	1	210	192	0	93
0239 REED PCT 003	292	65	58	102	47	90	2	218	196	0	96
0240 TROY PCT 001	140	35	52	57	23	43	3	64	97	0	43
0241 TROY PCT 002	78	29	26	28	18	19	0	36	59	0	19
0242 TROY PCT 003	69	23	13	28	22	32	1	18	58	0	11
0243 TROY PCT 004	170	36	53	53	53	64	0	81	119	0	51
0244 TROY PCT 005	195	50	50	72	40	93	4	77	154	0	41
0245 TROY PCT 006	76	19	20	33	14	31	0	35	60	0	16
0246 TROY PCT 007	226	69	67	76	40	79	0	121	162	0	64
0247 TROY PCT 008	298	62	73	83	62	115	1	199	202	0	96
0248 TROY PCT 009	207	47	48	74	39	75	0	131	143	0	64
0249 TROY PCT 010	222	45	60	78	54	98	0	109	161	0	61
0250 TROY PCT 011	428	68	98	111	84	175	2	316	274	0	154
0251 TROY PCT 012	277	41	71	63	91	118	2	166	186	0	91
0252 TROY PCT 013	402	103	95	133	96	178	4	191	292	0	110
0253 TROY PCT 014	281	54	86	88	47	139	0	148	197	0	84
0254 TROY PCT 015	275	78	64	104	53	99	2	148	170	0	105
0255 TROY PCT 016	250	57	72	80	61	87	2	139	181	0	69
0256 TROY PCT 017	337	68	79	122	56	136	1	211	203	0	134
0257 TROY PCT 018	134	39	43	59	27	42	0	58	94	0	40
0258 TROY PCT 019	116	27	45	37	24	30	2	65	77	0	39
0259 TROY PCT 020	241	59	79	81	41	83	1	137	169	0	72
0260 TROY PCT 021	274	53	72	79	48	110	1	184	176	0	98
0261 TROY PCT 022	72	21	18	24	18	32	0	31	54	0	18
0265 WESLEY PCT 001	124	37	26	44	26	30	1	83	92	0	32
0266 WHEATLAND PCT 001	272	77	57	90	48	89	2	179	175	0	97

	VOTES	PERCENT		VOTES	PERCENT
01 = BALLOTS CAST	60,999		JOLIET JUNIOR COLLEGE DIST 525 TRUSTEE 4YR		
JOLIET JUNIOR COLLEGE DIST 525 TRUSTEE FULL			VOTE FOR NOT MORE THAN 1		
VOTE FOR NOT MORE THAN 2			09 = MAUREEN FLANAGAN BRODERICK*	42,389	100.00
02 = CAMIELLE HOLCOMBE	16,313	19.20	10 = OVER VOTES	0	
03 = KARLA FRANCHINI-MANZO	15,011	17.67	11 = UNDER VOTES	18,610	
04 = MICHELLE LEE*	20,848	24.54			
05 = DREW D. DUZINSKAS	12,624	14.86			
06 = JAMES A. BUDZINSKI*	20,157	23.73			
07 = OVER VOTES	408				
08 = UNDER VOTES	36,229				

(CONTINUED FROM PREVIOUS PAGE)

	01	02	03	04	05	06	07	08	09	10	11
0276 WHEATLAND PCT 011	5	3	1	1	1	4	0	0	4	0	1
0281 WHEATLAND PCT 016	101	48	18	29	14	36	0	57	60	0	41
0284 WHEATLAND PCT 019	2	1	0	2	0	1	0	0	1	0	1
0287 WHEATLAND PCT 022	101	30	21	40	19	22	0	70	56	0	45
0288 WHEATLAND PCT 023	111	30	30	41	23	38	0	60	77	0	34
0289 WHEATLAND PCT 024	101	19	29	34	18	25	0	77	58	0	43
0290 WHEATLAND PCT 025	242	99	38	108	43	45	1	149	154	0	88
0291 WHEATLAND PCT 026	370	137	76	108	66	134	0	219	231	0	139
0292 WHEATLAND PCT 027	555	175	137	195	101	112	2	386	342	0	213
0293 WHEATLAND PCT 028	358	139	81	119	80	128	1	167	245	0	113
0294 WHEATLAND PCT 029	395	150	84	181	66	93	4	208	245	0	150
0295 WHEATLAND PCT 030	348	137	57	151	69	89	1	191	210	0	138
0300 WILL PCT 001	153	29	25	50	30	51	1	119	92	0	61
0301 WILMINGTON PCT 001	291	69	63	93	54	77	0	226	192	0	99
0302 WILMINGTON PCT 002	243	77	35	85	33	58	1	196	160	0	83
0303 WILMINGTON PCT 003	475	136	87	133	79	123	4	384	301	0	174
0304 WILTON PCT 001	113	19	19	22	21	34	0	111	66	0	47

I, the undersigned do hereby certify that on April 27, 2021, I canvassed the returns of an election held on April 6, 2021 for JOLIET JUNIOR COLLEGE ILLINOIS COMMUNITY COLLEGE DISTRICT NO. 525, and I proclaim that a total of **71,016** voters requested and received ballots and I do further certify the number of votes received for each candidate for this office, **and the winners are denoted with an asterisk next to his or her name.**

I further certify that the above is a true and complete Abstract of Votes and was prepared in my presence on April 27, 2021.

Lauren Staley Ferry
 Lauren Staley Ferry, County Clerk
 The County of Will, Illinois

1 Trustee, Joliet Junior College 525, 4yr.

					1									
		Registered	Ballots Cast	Turnout (%)	Maureen Flanagan Broderick									
7700001	Total	1275	149	11.69	102									
7700002	Total	896	145	16.18	102									
7700003	Total	1309	289	22.08	221									
7700004	Total	1140	307	26.93	225									
7700005	Total	1301	222	17.06	166									
7700006	Total	1220	290	23.77	226									
7700007	Total	958	238	24.84	165									
7700008	Total	1293	345	26.68	231									
7700009	Total	772	91	11.79	67									
7700010	Total	902	230	25.50	170									
7700011	Total	1525	342	22.43	260									
7700012	Total	1803	429	23.79	319									
7700013	Total	1573	358	22.76	246									
7700014	Total	1107	295	26.65	221									
Lemont	Total	17074	3730	21.85	2721									

1 Trustee, Joliet Junior College 525, 6yr

					1	1	1	1	1					
		Registered	Ballots Cast	Turnout (%)	Camielle Holcombe	Karla Franchini-Manzo	Michelle Lee	Drew D. Duzinskas	James A. Budzinski					
7700001	Total	1275	149	11.69	35	28	39	32	54					
7700002	Total	896	145	16.18	24	18	32	41	67					
7700003	Total	1309	289	22.08	70	65	81	61	121					
7700004	Total	1140	307	26.93	79	65	80	61	119					
7700005	Total	1301	222	17.06	56	59	78	42	76					
7700006	Total	1220	290	23.77	65	72	82	73	125					
7700007	Total	958	238	24.84	59	48	67	53	82					
7700008	Total	1293	345	26.68	72	69	82	77	142					
7700009	Total	772	91	11.79	20	18	32	22	33					
7700010	Total	902	230	25.50	56	53	70	52	88					
7700011	Total	1525	342	22.43	83	61	108	73	128					
7700012	Total	1803	429	23.79	94	97	123	78	151					
7700013	Total	1573	358	22.76	71	88	75	77	116					
7700014	Total	1107	295	26.65	59	66	80	67	108					
Lemont	Total	17074	3730	21.85	843	807	1029	809	1410					

Statement of Votes Cast
 Grundy County, IL
 Consolidated Election
 April 6, 2021

Date:04/21/21
 Time:11:07:15
 Page:581 of 604

SOVC For Jurisdiction Wide, All Counters, All Races
 Official Results

TRUSTEE - JJC 525

	Reg. Voters	Vote For	Times Counted	Total Votes	Times Over Voted	Number Of Under Votes	CAMELLE HOLCOMBE	KARLA FRANCHINI-MAI	MICHELLE LEE
Jurisdiction Wide									
AUX SABLE 01									
Polling	1264	2	52	79	0	25	18 22.78%	14 17.72%	13 16.46%
EARLY-GRACE-VBM	1264	2	26	31	1	19	4 12.90%	6 19.35%	6 19.35%
POST ELECTION	1264	2	0	0	0	0	0 -	0 -	0 -
Total	1264	6	78	110	1	44	22 20.00%	20 18.18%	19 17.27%
AUX SABLE 02									
Polling	959	2	45	61	0	29	9 14.75%	10 16.39%	14 22.95%
EARLY-GRACE-VBM	959	2	9	15	0	3	1 6.67%	6 40.00%	4 26.67%
POST ELECTION	959	2	0	0	0	0	0 -	0 -	0 -
Total	959	6	54	76	0	32	10 13.16%	16 21.05%	18 23.68%
AUX SABLE 03									
Polling	864	2	77	98	1	54	20 20.41%	13 13.27%	22 22.45%
EARLY-GRACE-VBM	864	2	19	26	0	12	4 15.38%	3 11.54%	6 23.08%
POST ELECTION	864	2	0	0	0	0	0 -	0 -	0 -
Total	864	6	96	124	1	66	24 19.35%	16 12.90%	28 22.58%
AUX SABLE 04									
Polling	1941	2	98	129	2	63	24 18.60%	22 17.05%	20 15.50%
EARLY-GRACE-VBM	1941	2	24	36	0	12	7 19.44%	8 22.22%	9 25.00%
POST ELECTION	1941	2	3	2	0	4	1 50.00%	1 50.00%	0 0.00%
Total	1941	6	125	167	2	79	32 19.16%	31 18.56%	29 17.37%
AUX SABLE 05									
Polling	1626	2	66	96	0	36	15 15.63%	25 26.04%	13 13.54%
EARLY-GRACE-VBM	1626	2	9	15	0	3	0 0.00%	2 13.33%	3 20.00%
POST ELECTION	1626	2	0	0	0	0	0 -	0 -	0 -
Total	1626	6	75	111	0	39	15 13.51%	27 24.32%	16 14.41%
AUX SABLE 06									
Polling	1797	2	70	90	0	50	16 17.78%	23 25.56%	16 17.78%
EARLY-GRACE-VBM	1797	2	12	13	0	11	1 7.69%	4 30.77%	3 23.08%
POST ELECTION	1797	2	2	2	0	2	0 0.00%	0 0.00%	1 50.00%
Total	1797	6	84	105	0	63	17 16.19%	27 25.71%	20 19.05%
AUX SABLE 07									
Polling	1298	2	39	58	0	20	6 10.34%	13 22.41%	5 8.62%
EARLY-GRACE-VBM	1298	2	18	28	0	8	7 25.00%	8 28.57%	6 21.43%
POST ELECTION	1298	2	2	4	0	0	1 25.00%	2 50.00%	0 0.00%
Total	1298	6	59	90	0	28	14 15.56%	23 25.56%	11 12.22%
BRACEVILLE 01									
Polling	1338	2	77	93	0	61	17 18.28%	17 18.28%	17 18.28%
EARLY-GRACE-VBM	1338	2	10	17	0	3	1 5.88%	2 11.76%	4 23.53%
POST ELECTION	1338	2	2	2	0	2	1 50.00%	1 50.00%	0 0.00%
Total	1338	6	89	112	0	66	19 16.96%	20 17.86%	21 18.75%
BRACEVILLE 02									
Polling	800	2	49	69	1	27	16 23.19%	9 13.04%	15 21.74%
EARLY-GRACE-VBM	800	2	7	12	0	2	2 16.67%	3 25.00%	3 25.00%
POST ELECTION	800	2	0	0	0	0	0 -	0 -	0 -
Total	800	6	56	81	1	29	18 22.22%	12 14.81%	18 22.22%
BRACEVILLE 03									
Polling	1079	2	92	104	0	80	17 16.35%	20 19.23%	21 20.19%
EARLY-GRACE-VBM	1079	2	19	18	0	20	0 0.00%	2 11.11%	5 27.78%
POST ELECTION	1079	2	0	0	0	0	0 -	0 -	0 -
Total	1079	6	111	122	0	100	17 13.93%	22 18.03%	26 21.31%
BRACEVILLE 04									
Polling	1018	2	87	97	0	77	21 21.65%	10 10.31%	22 22.68%
EARLY-GRACE-VBM	1018	2	10	15	0	5	5 33.33%	1 6.67%	5 33.33%
POST ELECTION	1018	2	9	13	0	5	2 15.38%	2 15.38%	4 30.77%

Statement of Votes Cast
Grundy County, IL
Consolidated Election
April 6, 2021

Date:04/21/21
Time:11:07:15
Page:582 of 604

SOVC For Jurisdiction Wide, All Counters, All Races
Official Results

	TRUSTEE - JJC 525											
	Reg. Voters	Vote For	Times Counted	Total Votes	Times Over Voted	Number Of Under Votes	CAMELLE HOLCOMBE		KARLA FRANCHINI-MAI		MICHELLE LEE	
Total ERIENNA 01	1018	6	106	125	0	87	28	22.40%	13	10.40%	31	24.80%
Polling	1226	2	102	136	0	68	32	23.53%	22	16.18%	14	10.29%
EARLY-GRACE-VBM	1226	2	82	120	0	44	20	16.67%	27	22.50%	27	22.50%
POST ELECTION	1226	2	1	2	0	0	1	50.00%	1	50.00%	0	0.00%
Total ERIENNA 02	1226	6	185	258	0	112	53	20.54%	50	19.38%	41	15.89%
Polling	679	2	81	105	0	57	22	20.95%	23	21.90%	24	22.86%
EARLY-GRACE-VBM	679	2	29	31	0	27	5	16.13%	2	6.45%	7	22.58%
POST ELECTION	679	2	0	0	0	0	0	-	0	-	0	-
Total FELIX 01	679	6	110	136	0	84	27	19.85%	25	18.38%	31	22.79%
Polling	818	2	112	147	0	77	24	16.33%	17	11.56%	35	23.81%
EARLY-GRACE-VBM	818	2	14	18	0	10	5	27.78%	6	33.33%	5	27.78%
POST ELECTION	818	2	5	2	0	8	1	50.00%	0	0.00%	1	50.00%
Total FELIX 02	818	6	131	167	0	95	30	17.96%	23	13.77%	41	24.55%
Polling	836	2	194	225	0	163	41	18.22%	46	20.44%	41	18.22%
EARLY-GRACE-VBM	836	2	26	32	0	20	5	15.63%	8	25.00%	5	15.63%
POST ELECTION	836	2	1	2	0	0	0	0.00%	0	0.00%	0	0.00%
Total FELIX 03	836	6	221	259	0	183	46	17.76%	54	20.85%	46	17.76%
Polling	652	2	37	40	0	34	9	22.50%	7	17.50%	13	32.50%
EARLY-GRACE-VBM	652	2	11	14	0	8	4	28.57%	1	7.14%	4	28.57%
POST ELECTION	652	2	0	0	0	0	0	-	0	-	0	-
Total FELIX 04	652	6	48	54	0	42	13	24.07%	8	14.81%	17	31.48%
Polling	640	2	79	96	0	62	16	16.67%	18	18.75%	25	26.04%
EARLY-GRACE-VBM	640	2	14	8	0	20	3	37.50%	0	0.00%	3	37.50%
POST ELECTION	640	2	4	8	0	0	1	12.50%	4	50.00%	3	37.50%
Total GARFIELD 01	640	6	97	112	0	82	20	17.86%	22	19.64%	31	27.68%
Polling	1040	2	115	139	0	91	25	17.99%	20	14.39%	38	27.34%
EARLY-GRACE-VBM	1040	2	13	19	0	7	0	0.00%	3	15.79%	4	21.05%
POST ELECTION	1040	2	4	3	0	5	0	0.00%	1	33.33%	0	0.00%
Total GOODFARM 01	1040	6	132	161	0	103	25	15.53%	24	14.91%	42	26.09%
Polling	245	2	92	125	0	59	27	21.60%	26	20.80%	36	28.80%
EARLY-GRACE-VBM	245	2	7	6	0	8	0	0.00%	2	33.33%	2	33.33%
POST ELECTION	245	2	3	4	0	2	2	50.00%	1	25.00%	1	25.00%
Total GOOSE LAKE 01	245	6	102	135	0	69	29	21.48%	29	21.48%	39	28.89%
Polling	650	2	34	56	0	12	6	10.71%	10	17.86%	9	16.07%
EARLY-GRACE-VBM	650	2	8	4	0	12	0	0.00%	1	25.00%	2	50.00%
POST ELECTION	650	2	0	0	0	0	0	-	0	-	0	-
Total GOOSE LAKE 02	650	6	42	60	0	24	6	10.00%	11	18.33%	11	18.33%
Polling	744	2	38	55	0	21	9	16.36%	8	14.55%	10	18.18%
EARLY-GRACE-VBM	744	2	16	23	0	9	3	13.04%	3	13.04%	3	13.04%
POST ELECTION	744	2	0	0	0	0	0	-	0	-	0	-
Total GREENFIELD 01	744	6	54	78	0	30	12	15.38%	11	14.10%	13	16.67%
Polling	657	2	73	82	0	64	18	21.95%	7	8.54%	32	39.02%
EARLY-GRACE-VBM	657	2	10	11	0	9	2	18.18%	3	27.27%	2	18.18%
POST ELECTION	657	2	0	0	0	0	0	-	0	-	0	-

Statement of Votes Cast

Grundy County, IL
Consolidated Election

April 6, 2021

SOVC For Jurisdiction Wide, All Counters, All Races

Official Results

Date:04/21/21

Time:11:07:15

Page:583 of 604

TRUSTEE - JJC 525

	Reg. Voters	Vote For	Times Counted	Total Votes	Times Over Voted	Number Of Under Votes	CAMELLE HOLCOMBE	KARLA FRANCHINI-MAI	MICHELLE LEE
Total	657	6	83	93	0	73	20 21.51%	10 10.75%	34 36.56%
HIGHLAND 01									
Polling	189	2	18	27	0	9	7 25.93%	3 11.11%	5 18.52%
EARLY-GRACE-VBM	189	2	1	0	0	2	0 -	0 -	0 -
POST ELECTION	189	2	0	0	0	0	0 -	0 -	0 -
Total	189	6	19	27	0	11	7 25.93%	3 11.11%	5 18.52%
MAINE 01									
Polling	228	2	58	59	0	57	9 15.25%	17 28.81%	10 16.95%
EARLY-GRACE-VBM	228	2	18	15	0	21	1 6.67%	5 33.33%	3 20.00%
POST ELECTION	228	2	0	0	0	0	0 -	0 -	0 -
Total	228	6	76	74	0	78	10 13.51%	22 29.73%	13 17.57%
MAZON 01									
Polling	979	2	59	81	0	37	16 19.75%	13 16.05%	26 32.10%
EARLY-GRACE-VBM	979	2	24	40	0	8	3 7.50%	9 22.50%	8 20.00%
POST ELECTION	979	2	0	0	0	0	0 -	0 -	0 -
Total	979	6	83	121	0	45	19 15.70%	22 18.18%	34 28.10%
MORRIS 01									
Polling	914	2	51	74	0	28	15 20.27%	14 18.92%	25 33.78%
EARLY-GRACE-VBM	914	2	57	86	0	28	18 20.93%	17 19.77%	16 18.60%
POST ELECTION	914	2	0	0	0	0	0 -	0 -	0 -
Total	914	6	108	160	0	56	33 20.63%	31 19.38%	41 25.63%
MORRIS 02									
Polling	915	2	66	93	0	39	18 19.35%	16 17.20%	23 24.73%
EARLY-GRACE-VBM	915	2	25	31	0	19	7 22.58%	8 25.81%	4 12.90%
POST ELECTION	915	2	0	0	0	0	0 -	0 -	0 -
Total	915	6	91	124	0	58	25 20.16%	24 19.35%	27 21.77%
MORRIS 03									
Polling	863	2	35	39	0	31	10 25.64%	6 15.38%	10 25.64%
EARLY-GRACE-VBM	863	2	27	35	0	19	7 20.00%	3 8.57%	12 34.29%
POST ELECTION	863	2	1	2	0	0	1 50.00%	0 0.00%	0 0.00%
Total	863	6	63	76	0	50	18 23.68%	9 11.84%	22 28.95%
MORRIS 04									
Polling	896	2	77	113	0	41	25 22.12%	16 14.16%	31 27.43%
EARLY-GRACE-VBM	896	2	20	26	0	14	3 11.54%	3 11.54%	6 23.08%
POST ELECTION	896	2	0	0	0	0	0 -	0 -	0 -
Total	896	6	97	139	0	55	28 20.14%	19 13.67%	37 26.62%
MORRIS 05									
Polling	886	2	32	55	0	9	10 18.18%	8 14.55%	12 21.82%
EARLY-GRACE-VBM	886	2	17	27	0	7	3 11.11%	3 11.11%	8 29.63%
POST ELECTION	886	2	0	0	0	0	0 -	0 -	0 -
Total	886	6	49	82	0	16	13 15.85%	11 13.41%	20 24.39%
NETTLE CREEK 01									
Polling	318	2	12	14	0	10	3 21.43%	2 14.29%	3 21.43%
EARLY-GRACE-VBM	318	2	8	14	0	2	2 14.29%	1 7.14%	5 35.71%
POST ELECTION	318	2	0	0	0	0	0 -	0 -	0 -
Total	318	6	20	28	0	12	5 17.86%	3 10.71%	8 28.57%
NORMAN 01									
Polling	191	2	22	29	0	15	3 10.34%	2 6.90%	11 37.93%
EARLY-GRACE-VBM	191	2	2	2	0	2	1 50.00%	0 0.00%	1 50.00%
POST ELECTION	191	2	0	0	0	0	0 -	0 -	0 -
Total	191	6	24	31	0	17	4 12.90%	2 6.45%	12 38.71%
SARATOGA 01									
Polling	880	2	26	33	0	19	6 18.18%	7 21.21%	7 21.21%
EARLY-GRACE-VBM	880	2	50	78	0	22	15 19.23%	15 19.23%	16 20.51%
POST ELECTION	880	2	2	2	0	2	0 0.00%	1 50.00%	0 0.00%

Statement of Votes Cast
Grundy County, IL
Consolidated Election
April 6, 2021

Date:04/21/21
Time:11:07:15
Page:584 of 604

SOVC For Jurisdiction Wide, All Counters, All Races
Official Results

TRUSTEE - JJC 525												
	Reg. Voters	Vote For	Times Counted	Total Votes	Times Over Voted	Number Of Under Votes	CAMILLE HOLCOMBE		KARLA FRANCHINI-MAI		MICHELLE LEE	
Total	880	6	78	113	0	43	21	18.58%	23	20.35%	23	20.35%
SARATOGA 02												
Polling	674	2	42	59	0	25	9	15.25%	7	11.86%	15	25.42%
EARLY-GRACE-VBM	674	2	10	11	0	9	2	18.18%	2	18.18%	3	27.27%
POST ELECTION	674	2	0	0	0	0	0	-	0	-	0	-
Total	674	6	52	70	0	34	11	15.71%	9	12.86%	18	25.71%
SARATOGA 03												
Polling	671	2	63	86	1	38	12	13.95%	9	10.47%	18	20.93%
EARLY-GRACE-VBM	671	2	39	61	0	17	10	16.39%	9	14.75%	20	32.79%
POST ELECTION	671	2	0	0	0	0	0	-	0	-	0	-
Total	671	6	102	147	1	55	22	14.97%	18	12.24%	38	25.85%
SARATOGA 04												
Polling	1297	2	47	61	0	33	20	32.79%	9	14.75%	10	16.39%
EARLY-GRACE-VBM	1297	2	53	70	0	36	14	20.00%	11	15.71%	13	18.57%
POST ELECTION	1297	2	2	4	0	0	1	25.00%	0	0.00%	1	25.00%
Total	1297	6	102	135	0	69	35	25.93%	20	14.81%	24	17.78%
SARATOGA 05												
Polling	667	2	61	87	0	35	23	26.44%	9	10.34%	14	16.09%
EARLY-GRACE-VBM	667	2	16	27	0	5	6	22.22%	5	18.52%	9	33.33%
POST ELECTION	667	2	0	0	0	0	0	-	0	-	0	-
Total	667	6	77	114	0	40	29	25.44%	14	12.28%	23	20.18%
VIENNA 01												
Polling	369	2	107	127	0	87	28	22.05%	19	14.96%	47	37.01%
EARLY-GRACE-VBM	369	2	0	0	0	0	0	-	0	-	0	-
POST ELECTION	369	2	0	0	0	0	0	-	0	-	0	-
Total	369	6	107	127	0	87	28	22.05%	19	14.96%	47	37.01%
WAUPONSEE 01												
Polling	894	2	63	100	0	26	16	16.00%	14	14.00%	19	19.00%
EARLY-GRACE-VBM	894	2	7	8	0	6	1	12.50%	2	25.00%	2	25.00%
POST ELECTION	894	2	1	0	0	2	0	-	0	-	0	-
Total	894	6	71	108	0	34	17	15.74%	16	14.81%	21	19.44%
WAUPONSEE 02												
Polling	851	2	36	62	0	10	14	22.58%	7	11.29%	16	25.81%
EARLY-GRACE-VBM	851	2	2	3	0	1	1	33.33%	1	33.33%	0	0.00%
POST ELECTION	851	2	1	0	0	2	0	-	0	-	0	-
Total	851	6	39	65	0	13	15	23.08%	8	12.31%	16	24.62%
Total												
Polling	34853	80	2584	3379	5	1779	652	19.30%	558	16.51%	757	22.40%
EARLY-GRACE-VBM	34853	80	769	1046	1	490	173	16.54%	195	18.64%	244	23.33%
POST ELECTION	34853	80	43	52	0	34	12	23.08%	14	26.92%	11	21.15%
Total	34853	240	3396	4477	6	2303	837	18.70%	767	17.13%	1012	22.60%

Statement of Votes Cast
Grundy County, IL
Consolidated Election
April 6, 2021

Date:04/21/21
Time:11:07:15
Page:585 of 604

SOVC For Jurisdiction Wide, All Counters, All Races
Official Results

	TRUSTEE - JJC 525		TRUSTEE - JJC 525 - 4YR							
	DREW D. DUZINSKAS	JAMES A. BUDZINSKI	Reg. Voters	Vote For	Times Counted	Total Votes	Times Over Voted	Number Of Under Votes	MAUREEN FLANAGAN BRO	
Jurisdiction Wide										
AUX SABLE 01										
Polling	9 11.39%	25 31.65%	1264	1	52	41	0	11	41 100.00%	
EARLY-GRACE-VBM	9 29.03%	6 19.35%	1264	1	26	15	0	11	15 100.00%	
POST ELECTION	0 -	0 -	1264	1	0	0	0	0	0 -	
Total	18 16.36%	31 28.18%	1264	3	78	56	0	22	56 100.00%	
AUX SABLE 02										
Polling	6 9.84%	22 36.07%	959	1	45	34	0	11	34 100.00%	
EARLY-GRACE-VBM	1 6.67%	3 20.00%	959	1	9	8	0	1	8 100.00%	
POST ELECTION	0 -	0 -	959	1	0	0	0	0	0 -	
Total	7 9.21%	25 32.89%	959	3	54	42	0	12	42 100.00%	
AUX SABLE 03										
Polling	13 13.27%	30 30.61%	864	1	77	54	0	23	54 100.00%	
EARLY-GRACE-VBM	2 7.69%	11 42.31%	864	1	19	11	0	8	11 100.00%	
POST ELECTION	0 -	0 -	864	1	0	0	0	0	0 -	
Total	15 12.10%	41 33.06%	864	3	96	65	0	31	65 100.00%	
AUX SABLE 04										
Polling	22 17.05%	41 31.78%	1941	1	98	72	0	26	72 100.00%	
EARLY-GRACE-VBM	4 11.11%	8 22.22%	1941	1	24	19	0	5	19 100.00%	
POST ELECTION	0 0.00%	0 0.00%	1941	1	3	1	0	2	1 100.00%	
Total	26 15.57%	49 29.34%	1941	3	125	92	0	33	92 100.00%	
AUX SABLE 05										
Polling	13 13.54%	30 31.25%	1626	1	66	45	0	21	45 100.00%	
EARLY-GRACE-VBM	5 33.33%	5 33.33%	1626	1	9	7	0	2	7 100.00%	
POST ELECTION	0 -	0 -	1626	1	0	0	0	0	0 -	
Total	18 16.22%	35 31.53%	1626	3	75	52	0	23	52 100.00%	
AUX SABLE 06										
Polling	11 12.22%	24 26.67%	1797	1	70	45	0	25	45 100.00%	
EARLY-GRACE-VBM	3 23.08%	2 15.38%	1797	1	12	7	0	5	7 100.00%	
POST ELECTION	0 0.00%	1 50.00%	1797	1	2	1	0	1	1 100.00%	
Total	14 13.33%	27 25.71%	1797	3	84	53	0	31	53 100.00%	
AUX SABLE 07										
Polling	12 20.69%	22 37.93%	1298	1	39	29	0	10	29 100.00%	
EARLY-GRACE-VBM	2 7.14%	5 17.86%	1298	1	18	14	0	4	14 100.00%	
POST ELECTION	0 0.00%	1 25.00%	1298	1	2	2	0	0	2 100.00%	
Total	14 15.56%	28 31.11%	1298	3	59	45	0	14	45 100.00%	
BRACEVILLE 01										
Polling	20 21.51%	22 23.66%	1338	1	77	54	0	23	54 100.00%	
EARLY-GRACE-VBM	4 23.53%	6 35.29%	1338	1	10	8	0	2	8 100.00%	
POST ELECTION	0 0.00%	0 0.00%	1338	1	2	2	0	0	2 100.00%	
Total	24 21.43%	28 25.00%	1338	3	89	64	0	25	64 100.00%	
BRACEVILLE 02										
Polling	8 11.59%	21 30.43%	800	1	49	35	0	14	35 100.00%	
EARLY-GRACE-VBM	1 8.33%	3 25.00%	800	1	7	7	0	0	7 100.00%	
POST ELECTION	0 -	0 -	800	1	0	0	0	0	0 -	
Total	9 11.11%	24 29.63%	800	3	56	42	0	14	42 100.00%	
BRACEVILLE 03										
Polling	19 18.27%	27 25.96%	1079	1	92	61	0	31	61 100.00%	
EARLY-GRACE-VBM	4 22.22%	7 38.89%	1079	1	19	10	0	9	10 100.00%	
POST ELECTION	0 -	0 -	1079	1	0	0	0	0	0 -	
Total	23 18.85%	34 27.87%	1079	3	111	71	0	40	71 100.00%	
BRACEVILLE 04										
Polling	15 15.46%	29 29.90%	1018	1	87	61	0	26	61 100.00%	
EARLY-GRACE-VBM	0 0.00%	4 26.67%	1018	1	10	7	0	3	7 100.00%	
POST ELECTION	2 15.38%	3 23.08%	1018	1	9	7	0	2	7 100.00%	

Statement of Votes Cast
 Grundy County, IL
 Consolidated Election
 April 6, 2021

Date:04/21/21
 Time:11:07:15
 Page:586 of 604

SOVC For Jurisdiction Wide, All Counters, All Races
 Official Results

	TRUSTEE - JJC 525				TRUSTEE - JJC 525 - 4YR						
	DREW D. DUZINSKAS		JAMES A. BUDZINSKI		Reg. Voters	Vote For	Times Counted	Total Votes	Times Over Voted	Number Of Under Votes	MAUREEN FLANAGAN BRO
Total	17	13.60%	36	28.80%	1018	3	106	75	0	31	75 100.00%
ERIENNA 01											
Polling	22	16.18%	46	33.82%	1226	1	102	70	0	32	70 100.00%
EARLY-GRACE-VBM	19	15.83%	27	22.50%	1226	1	82	64	0	18	64 100.00%
POST ELECTION	0	0.00%	0	0.00%	1226	1	1	1	0	0	1 100.00%
Total	41	15.89%	73	28.29%	1226	3	185	135	0	50	135 100.00%
ERIENNA 02											
Polling	10	9.52%	26	24.76%	679	1	81	59	0	22	59 100.00%
EARLY-GRACE-VBM	7	22.58%	10	32.26%	679	1	29	17	0	12	17 100.00%
POST ELECTION	0	-	0	-	679	1	0	0	0	0	0 -
Total	17	12.50%	36	26.47%	679	3	110	76	0	34	76 100.00%
FELIX 01											
Polling	24	16.33%	47	31.97%	818	1	112	77	0	35	77 100.00%
EARLY-GRACE-VBM	1	5.56%	1	5.56%	818	1	14	10	0	4	10 100.00%
POST ELECTION	0	0.00%	0	0.00%	818	1	5	2	0	3	2 100.00%
Total	25	14.97%	48	28.74%	818	3	131	89	0	42	89 100.00%
FELIX 02											
Polling	37	16.44%	60	26.67%	836	1	194	116	0	78	116 100.00%
EARLY-GRACE-VBM	5	15.63%	9	28.13%	836	1	26	15	0	11	15 100.00%
POST ELECTION	1	50.00%	1	50.00%	836	1	1	1	0	0	1 100.00%
Total	43	16.60%	70	27.03%	836	3	221	132	0	89	132 100.00%
FELIX 03											
Polling	4	10.00%	7	17.50%	652	1	37	24	0	13	24 100.00%
EARLY-GRACE-VBM	1	7.14%	4	28.57%	652	1	11	8	0	3	8 100.00%
POST ELECTION	0	-	0	-	652	1	0	0	0	0	0 -
Total	5	9.26%	11	20.37%	652	3	48	32	0	16	32 100.00%
FELIX 04											
Polling	15	15.63%	22	22.92%	640	1	79	50	0	29	50 100.00%
EARLY-GRACE-VBM	0	0.00%	2	25.00%	640	1	14	4	0	10	4 100.00%
POST ELECTION	0	0.00%	0	0.00%	640	1	4	3	0	1	3 100.00%
Total	15	13.39%	24	21.43%	640	3	97	57	0	40	57 100.00%
GARFIELD 01											
Polling	20	14.39%	36	25.90%	1040	1	115	75	0	40	75 100.00%
EARLY-GRACE-VBM	4	21.05%	8	42.11%	1040	1	13	9	0	4	9 100.00%
POST ELECTION	1	33.33%	1	33.33%	1040	1	4	2	0	2	2 100.00%
Total	25	15.53%	45	27.95%	1040	3	132	86	0	46	86 100.00%
GOODFARM 01											
Polling	15	12.00%	21	16.80%	245	1	92	69	0	23	69 100.00%
EARLY-GRACE-VBM	1	16.67%	1	16.67%	245	1	7	3	0	4	3 100.00%
POST ELECTION	0	0.00%	0	0.00%	245	1	3	3	0	0	3 100.00%
Total	16	11.85%	22	16.30%	245	3	102	75	0	27	75 100.00%
GOOSE LAKE 01											
Polling	11	19.64%	20	35.71%	650	1	34	26	0	8	26 100.00%
EARLY-GRACE-VBM	1	25.00%	0	0.00%	650	1	8	3	0	5	3 100.00%
POST ELECTION	0	-	0	-	650	1	0	0	0	0	0 -
Total	12	20.00%	20	33.33%	650	3	42	29	0	13	29 100.00%
GOOSE LAKE 02											
Polling	11	20.00%	17	30.91%	744	1	38	26	0	12	26 100.00%
EARLY-GRACE-VBM	4	17.39%	10	43.48%	744	1	16	14	0	2	14 100.00%
POST ELECTION	0	-	0	-	744	1	0	0	0	0	0 -
Total	15	19.23%	27	34.62%	744	3	54	40	0	14	40 100.00%
GREENFIELD 01											
Polling	7	8.54%	18	21.95%	657	1	73	44	0	29	44 100.00%
EARLY-GRACE-VBM	2	18.18%	2	18.18%	657	1	10	6	0	4	6 100.00%
POST ELECTION	0	-	0	-	657	1	0	0	0	0	0 -

Statement of Votes Cast
 Grundy County, IL
 Consolidated Election
 April 6, 2021

Date:04/21/21
 Time:11:07:15
 Page:587 of 604

SOVC For Jurisdiction Wide, All Counters, All Races
 Official Results

	TRUSTEE - JJC 525				TRUSTEE - JJC 525 - 4YR						
	DREW D. DUZINSKAS		JAMES A. BUDZINSKI		Reg. Voters	Vote For	Times Counted	Total Votes	Times Over Voted	Number Of Under Votes	MAUREEN FLANAGAN BRO
Total	9	9.68%	20	21.51%	657	3	83	50	0	33	50 100.00%
HIGHLAND 01											
Polling	4	14.81%	8	29.63%	189	1	18	15	0	3	15 100.00%
EARLY-GRACE-VBM	0	-	0	-	189	1	1	0	0	1	0 -
POST ELECTION	0	-	0	-	189	1	0	0	0	0	0 -
Total	4	14.81%	8	29.63%	189	3	19	15	0	4	15 100.00%
MAINE 01											
Polling	10	16.95%	13	22.03%	228	1	58	32	0	26	32 100.00%
EARLY-GRACE-VBM	3	20.00%	3	20.00%	228	1	18	6	0	12	6 100.00%
POST ELECTION	0	-	0	-	228	1	0	0	0	0	0 -
Total	13	17.57%	16	21.62%	228	3	76	38	0	38	38 100.00%
MAZON 01											
Polling	8	9.88%	18	22.22%	979	1	59	38	0	21	38 100.00%
EARLY-GRACE-VBM	8	20.00%	12	30.00%	979	1	24	19	0	5	19 100.00%
POST ELECTION	0	-	0	-	979	1	0	0	0	0	0 -
Total	16	13.22%	30	24.79%	979	3	83	57	0	26	57 100.00%
MORRIS 01											
Polling	8	10.81%	12	16.22%	914	1	51	37	0	14	37 100.00%
EARLY-GRACE-VBM	11	12.79%	24	27.91%	914	1	57	43	0	14	43 100.00%
POST ELECTION	0	-	0	-	914	1	0	0	0	0	0 -
Total	19	11.88%	36	22.50%	914	3	108	80	0	28	80 100.00%
MORRIS 02											
Polling	17	18.28%	19	20.43%	915	1	66	46	0	20	46 100.00%
EARLY-GRACE-VBM	6	19.35%	6	19.35%	915	1	25	20	0	5	20 100.00%
POST ELECTION	0	-	0	-	915	1	0	0	0	0	0 -
Total	23	18.55%	25	20.16%	915	3	91	66	0	25	66 100.00%
MORRIS 03											
Polling	5	12.82%	8	20.51%	863	1	35	19	0	16	19 100.00%
EARLY-GRACE-VBM	5	14.29%	8	22.86%	863	1	27	18	0	9	18 100.00%
POST ELECTION	0	0.00%	1	50.00%	863	1	1	1	0	0	1 100.00%
Total	10	13.16%	17	22.37%	863	3	63	38	0	25	38 100.00%
MORRIS 04											
Polling	17	15.04%	24	21.24%	896	1	77	60	0	17	60 100.00%
EARLY-GRACE-VBM	4	15.38%	10	38.46%	896	1	20	13	0	7	13 100.00%
POST ELECTION	0	-	0	-	896	1	0	0	0	0	0 -
Total	21	15.11%	34	24.46%	896	3	97	73	0	24	73 100.00%
MORRIS 05											
Polling	8	14.55%	17	30.91%	886	1	32	25	0	7	25 100.00%
EARLY-GRACE-VBM	7	25.93%	6	22.22%	886	1	17	11	0	6	11 100.00%
POST ELECTION	0	-	0	-	886	1	0	0	0	0	0 -
Total	15	18.29%	23	28.05%	886	3	49	36	0	13	36 100.00%
NETTLE CREEK 01											
Polling	2	14.29%	4	28.57%	318	1	12	7	0	5	7 100.00%
EARLY-GRACE-VBM	2	14.29%	4	28.57%	318	1	8	6	0	2	6 100.00%
POST ELECTION	0	-	0	-	318	1	0	0	0	0	0 -
Total	4	14.29%	8	28.57%	318	3	20	13	0	7	13 100.00%
NORMAN 01											
Polling	7	24.14%	6	20.69%	191	1	22	18	0	4	18 100.00%
EARLY-GRACE-VBM	0	0.00%	0	0.00%	191	1	2	1	0	1	1 100.00%
POST ELECTION	0	-	0	-	191	1	0	0	0	0	0 -
Total	7	22.58%	6	19.35%	191	3	24	19	0	5	19 100.00%
SARATOGA 01											
Polling	4	12.12%	9	27.27%	880	1	26	17	0	9	17 100.00%
EARLY-GRACE-VBM	14	17.95%	18	23.08%	880	1	50	38	0	12	38 100.00%
POST ELECTION	0	0.00%	1	50.00%	880	1	2	1	0	1	1 100.00%

Statement of Votes Cast
Grundy County, IL
Consolidated Election
April 6, 2021

Date:04/21/21
Time:11:07:15
Page:588 of 604

SOVC For Jurisdiction Wide, All Counters, All Races
Official Results

	TRUSTEE - JJC 525				TRUSTEE - JJC 525 - 4YR							
	DREW D. DUZINSKAS		JAMES A. BUDZINSKI		Reg. Voters	Vote For	Times Counted	Total Votes	Times Over Voted	Number Of Under Votes	MAUREEN FLANAGAN BRO	
Total	18	15.93%	28	24.78%	880	3	78	56	0	22	56	100.00%
SARATOGA 02												
Polling	11	18.64%	17	28.81%	674	1	42	30	0	12	30	100.00%
EARLY-GRACE-VBM	1	9.09%	3	27.27%	674	1	10	5	0	5	5	100.00%
POST ELECTION	0	-	0	-	674	1	0	0	0	0	0	-
Total	12	17.14%	20	28.57%	674	3	52	35	0	17	35	100.00%
SARATOGA 03												
Polling	18	20.93%	29	33.72%	671	1	63	49	0	14	49	100.00%
EARLY-GRACE-VBM	10	16.39%	12	19.67%	671	1	39	33	0	6	33	100.00%
POST ELECTION	0	-	0	-	671	1	0	0	0	0	0	-
Total	28	19.05%	41	27.89%	671	3	102	82	0	20	82	100.00%
SARATOGA 04												
Polling	7	11.48%	15	24.59%	1297	1	47	35	0	12	35	100.00%
EARLY-GRACE-VBM	12	17.14%	20	28.57%	1297	1	53	37	0	16	37	100.00%
POST ELECTION	0	0.00%	2	50.00%	1297	1	2	2	0	0	2	100.00%
Total	19	14.07%	37	27.41%	1297	3	102	74	0	28	74	100.00%
SARATOGA 05												
Polling	13	14.94%	28	32.18%	667	1	61	50	0	11	50	100.00%
EARLY-GRACE-VBM	1	3.70%	6	22.22%	667	1	16	11	0	5	11	100.00%
POST ELECTION	0	-	0	-	667	1	0	0	0	0	0	-
Total	14	12.28%	34	29.82%	667	3	77	61	0	16	61	100.00%
VIENNA 01												
Polling	12	9.45%	21	16.54%	369	1	107	66	0	41	66	100.00%
EARLY-GRACE-VBM	0	-	0	-	369	1	0	0	0	0	0	-
POST ELECTION	0	-	0	-	369	1	0	0	0	0	0	-
Total	12	9.45%	21	16.54%	369	3	107	66	0	41	66	100.00%
WAUPONSEE 01												
Polling	19	19.00%	32	32.00%	894	1	63	52	0	11	52	100.00%
EARLY-GRACE-VBM	1	12.50%	2	25.00%	894	1	7	4	0	3	4	100.00%
POST ELECTION	0	-	0	-	894	1	1	1	0	0	1	100.00%
Total	20	18.52%	34	31.48%	894	3	71	57	0	14	57	100.00%
WAUPONSEE 02												
Polling	6	9.68%	19	30.65%	851	1	36	27	0	9	27	100.00%
EARLY-GRACE-VBM	0	0.00%	1	33.33%	851	1	2	1	0	1	1	100.00%
POST ELECTION	0	-	0	-	851	1	1	0	0	1	0	-
Total	6	9.23%	20	30.77%	851	3	39	28	0	11	28	100.00%
Total												
Polling	500	14.80%	912	26.99%	34853	40	2584	1790	0	794	1790	100.00%
EARLY-GRACE-VBM	165	15.77%	269	25.72%	34853	40	769	532	0	237	532	100.00%
POST ELECTION	4	7.69%	11	21.15%	34853	40	43	30	0	13	30	100.00%
Total	669	14.94%	1192	26.62%	34853	120	3396	2352	0	1044	2352	100.00%

Statement of Votes Cast
 2021 Consolidated Election
 Kankakee County
 Illinois

Date:04/20/21
 Time:10:01:17
 Page:220 of 232

SOVC For Jurisdiction Wide, All Counters, All Races
 Official Results

JOLIET JC 525

	Reg. Voters	Times Counted	Total Votes	CAMIELLE HOLCOMBE	KARLA FRANCHINI	MICHELLE LEE	DREW D. DUZINSKAS
Jurisdiction Wide							
ESSEX	9	0	0	0	- 0	- 0	- 0
Total	9	0	0	0	- 0	- 0	- 0

Statement of Votes Cast
2021 Consolidated Election
Kankakee County
Illinois

Date:04/20/21
Time:10:01:17
Page:221 of 232

SOVC For Jurisdiction Wide, All Counters, All Races
Official Results

	JOLIET JC 525
	JAMES A. BUDZINSKI
Jurisdiction Wide	
ESSEX	0
Total	0

Statement of Votes Cast
 2021 Consolidated Election
 Kankakee County
 Illinois

Date:04/20/21
 Time:10:01:17
 Page:222 of 232

SOVC For Jurisdiction Wide, All Counters, All Races
 Official Results

JOLIET JC 525 4 YR				
	Reg. Voters	Times Counted	Total Votes	MAUREEN BRODERICK
Jurisdiction Wide				
ESSEX	9	0	0	0
Total	9	0	0	0

	JOLIET JR. CD 525 TRUSTEE-6YR. 2 TO BE ELECTED			JOLIET JR. CD 525 TRUSTEE-UNEX.4YR.					
	RV	TP	CH	K F A R A R L N A C H I	ML	DDD	J A B	M F B	
	EO	UE	AO	N	IE	R . U	A . U	ALR	
	GT	RR	ML	I	CE	E Z	M D	UAO	
	IE	NC	IC	-	H	W I	E Z	RND	
	SR	OE	EO	M	A	S	S I	EAE	
	TS	UN	LM	N	E	N	N	EGR	
	E	TT	LB	Z	L	K	S	NAI	
	R	A	EE	O	E	A	K	NC	
	E	G	(NON)	(NON)	(NON)	S	I	K	
	D	E	(NON)	(NON)	(NON)	(NON)	(NON)	(NON)	
14 PRECINCTS	D	S	E	(NON)	(NON)	(NON)	(NON)	(NON)	
0070 FOX 2	662	116	17.52	25	23	42	25	41	83
0073 KENDALL 3	1268	161	12.70	2	1	4	2	3	5
0074 KENDALL 4	1278	123	9.62	6	7	7	8	11	17
0077 NA AU SAY 1	1069	218	20.39	15	10	26	11	23	46
0078 NA AU SAY 2	2332	135	5.79	29	31	42	27	41	85
0079 NA AU SAY 3	1107	59	5.33	21	17	18	14	18	44
0080 NA AU SAY 4	1108	80	7.22	17	19	23	15	31	54
0081 NA AU SAY 5	1025	50	4.88	12	10	14	11	23	37
0082 BIG GROVE 1	765	192	25.10	46	33	62	36	53	120
0083 BIG GROVE 2	380	67	17.63	20	12	20	10	14	45
0084 LISBON 1	587	81	13.80	19	10	25	13	21	41
0085 SEWARD 1	1186	405	34.15	70	72	93	80	163	262
0086 SEWARD 2	1085	82	7.56	15	17	25	14	28	50
0087 SEWARD 3	1460	124	8.49	23	26	32	31	45	76
GRAND TOTALS	15312	1893	12.36	320	288	433	297	515	965

RUN DATE:04/22/21 01:16 PM

APRIL 6, 2021
LA SALLE COUNTY, ILLINOIS

	VOTES	PERCENT		VOTES	PERCENT
01 = BALLOTS CAST	26		JOLIET JR. CD 525 TRUSTEES-UNEX.4YR.		
JOLIET JR. CD 525 TRUSTEES-6YR.			VOTE FOR 1		
VOTE FOR 2			07 = MAUREEN FLANAGAN BRODERICK	16	100.00
02 = CAMIELLE HOLCOMBE	5	16.13			
03 = KARLA FRANCHINI-MANZO	4	12.90			
04 = MICHELLE LEE	8	25.81			
05 = DREW D. DUZINSKAS	6	19.35			
06 = JAMES A. BUDZINSKI	8	25.81			

	01	02	03	04	05	06	07
0003 ALLEN 1	11	2	1	4	3	2	6
0061 MILLER 1	0	0	0	0	0	0	0
0062 MISSION 1	3	2	1	0	1	2	3
0063 MISSION 2	12	1	2	4	2	4	7

State of Illinois)
) SS.
County of Livingston)

LIVINGSTON COUNTY
ABSTRACT OF VOTES CAST AT THE 2021 CONSOLIDATED ELECTION
JOLIET JUNIOR COLLEGE #525

I, the undersigned, Livingston County Clerk, hereby certify that on April 27, 2021, I canvassed the returns of the Consolidated Election, held April 6, 2021, and do proclaim and I do further certify that the candidate received the number of votes recorded to him or her for the office listed below.

JOLIET JUNIOR COLLEGE DISTRICT NO. 525 TRUSTEE-6-YEAR TERM

Number of Precincts

11

Precincts Reporting

11

100%

Vote For

2

Registered Voters

3984

Ballots Cast

968

Voter Turnout

24.3%

Total Votes Counted

1271

CAMIELLE HOLCOMBE 234 18.41%

KARLA FRANCHINI-MANZO 192 15.11%

MICHELLE LEE 344 27.07%

DREW D. DUZINSKAS 198 15.58%

JAMES A. BUDZINSKI 303 23.84%

Precincts Reporting

BROUGHTON

DWIGHT 1

DWIGHT 2

DWIGHT 3

DWIGHT 4

ESMEN

NEVADA

ODELL 1

ROUND GROVE

SUNBURY

UNION

JOLIET JUNIOR COLLEGE DISTRICT NO. 525 TRUSTEE-4YR UNEXP TERM

Number of Precincts

11

Precincts Reporting

11

100%

Vote For

1

Registered Voters

3984

Ballots Cast

972

Voter Turnout

24.4%

Total Votes Counted

697

MAUREEN FLANAGAN BRODERICK 697 100%

Precincts Reporting

BROUGHTON

DWIGHT 1

DWIGHT 2

DWIGHT 3

DWIGHT 4

ESMEN

NEVADA

ODELL 1

ROUND GROVE

SUNBURY

UNION

I, Kristy A. Masching, County Clerk, in and for said county in the state aforesaid do hereby certify that the foregoing is a true and correct copy of the abstract of votes for Livingston County, Illinois.



Kristy A. Masching

Kristy A. Masching
Livingston County Clerk

Election Summary Report
 CONSOLIDATED ELECTION
 TUESDAY, APRIL 6, 2021
 LIVINGSTON COUNTY, ILLINOIS
 April 6, 2021 Consolidated Election
 FINAL RESULTS

Date: 4/21/2021
 Time: 9:45:25 AM CDT
 Page 30/32

Registered Voters 22,398 - Total Ballots 3,857 : 17.22% - Blank Ballots 0

46 of 46 Precincts Reporting 100.00%

STREATOR TOWNSHIP HIGH SCHOOL DISTRICT NO. 40 BOARD MEMBER			
Number of Precincts	1		
Precincts Reporting	1	100.00%	
Vote For 3			
Total Votes	15		
JAMES PARR	2	13.33%	
GARY WARGO	5	33.33%	
RICHARD M. TUTOKY	5	33.33%	
HEATHER BAKER	3	20.00%	

ILLINOIS VALLEY COMM COLLEGE DISTRICT NO. 513 TRUSTEE			
Number of Precincts	6		
Precincts Reporting	6	100.00%	
Vote For 2			
Total Votes	344		
MAUREEN REBHOLZ	152	44.19%	
EVERETT J. SOLON	192	55.81%	

HEARTLAND COMM COLLEGE DISTRICT NO. 540 TRUSTEE-6YR TERM			
Number of Precincts	27		
Precincts Reporting	27	100.00%	
Vote For 2			
Total Votes	2,145		
JOSHUA CROCKETT	503	23.45%	
REBECCA L. ROPP	773	36.04%	
CATRINA PARKER	308	14.36%	
JODIE SLOTHOWER	239	11.14%	
CYNTHIA PULLEY	322	15.01%	

JOLIET JUNIOR COLLEGE DISTRICT NO. 525 TRUSTEE-6-YEAR TERM			
Number of Precincts	11		
Precincts Reporting	11	100.00%	
Vote For 2			
Total Votes	1,271		
CAMIELLE HOLCOMBE	234	18.41%	
KARLA FRANCHINI-MANZO	192	15.11%	
MICHELLE LEE	344	27.07%	
DREW D. DUZINSKAS	198	15.58%	
JAMES A. BUDZINSKI	303	23.84%	

HEARTLAND COMMUNITY COLLEGE DIST NO. 540 TRUSTEE-UNEXP 2YR TERM			
Number of Precincts	27		
Precincts Reporting	27	100.00%	
Vote For 1			
Total Votes	1,137		
CECELIA LONG	528	46.44%	
JIM DREW	609	53.56%	

JOILET JUNIOR COLLEGE DISTRICT NO. 525 TRUSTEE-4YR UNEXP TERM			
Number of Precincts	11		
Precincts Reporting	11	100.00%	
Vote For 1			
Total Votes	697		
MAUREEN FLANAGAN	697	100.00%	
BRODERICK			

ILLINOIS CENTRAL COLLEGE DISTRICT NO. 514 TRUSTEE			
Number of Precincts	5		
Precincts Reporting	5	100.00%	
Vote For 2			
Total Votes	269		
KIRAN KUMAR VELPULA	44	16.36%	
CINDY BYRD	136	50.56%	
BETTSEY L. BARHORST	89	33.09%	

KANKAKEE COMM COLLEGE DISTRICT NO. 520 TRUSTEE			
Number of Precincts	8		
Precincts Reporting	8	100.00%	
Vote For 2			
Total Votes	463		
JERALD "JERRY" HOEKSTRA	209	45.14%	
WILLIAM "BILL" ORR	254	54.86%	

EDUCATIONAL SERVICE REGIONS

(DuPage, Grundy-Kendall, Iroquois-Kankakee & Will)



LAUREN STALEY FERRY

WILL COUNTY CLERK

thewillcountyclerk.com

	VOTES	PERCENT		VOTES	PERCENT			
01 = BALLOTS CAST	1,218		GRUNDY & KENDALL REGIONAL BOARD OF SCHOOL TRUSTEE					
GRUNDY & KENDALL REGIONAL BOARD OF SCHOOL TRUSTEE			(GRUNDY & KENDALL) UNEXP 2YR					
(GRUNDY & KENDALL) FULL			VOTE FOR NOT MORE THAN 1					
VOTE FOR NOT MORE THAN 2			06 = No Candidate	0				
02 = MONICA WILLIAMS	715	54.66	07 = OVER VOTES	0				
03 = LYNN CULLICK	593	45.34	08 = UNDER VOTES	1,218				
04 = OVER VOTES	0							
05 = UNDER VOTES	1,128							

	01	02	03	04	05	06	07	08
0266 WHEATLAND PCT 001	82	42	41	0	81	0	0	82
0288 WHEATLAND PCT 023	53	32	28	0	46	0	0	53
0296 WHEATLAND PCT 031	185	122	100	0	148	0	0	185
0297 WHEATLAND PCT 032	274	150	118	0	280	0	0	274
0298 WHEATLAND PCT 033	283	173	138	0	255	0	0	283
0299 WHEATLAND PCT 034	341	196	168	0	318	0	0	341
0302 WILMINGTON PCT 002	0	0	0	0	0	0	0	0

This political subdivision has been canvassed by the election authority in which their principal office is located.

	VOTES	PERCENT		VOTES	PERCENT
01 = BALLOTS CAST	7		IROQUOIS & KANKAKEE REGIONAL BOARD OF SCHOOL TRUSTEE (IROQUOIS & KANKAKEE)		
			VOTE FOR NOT MORE THAN 2		
			02 = JOHN A. GOODING	5	45.45
			03 = DONALD WAGNER	6	54.55
			04 = OVER VOTES	0	
			05 = UNDER VOTES	3	

01	02	03	04	05
7	5	6	0	3

0265 WESLEY PCT 001

This political subdivision has been canvassed by the election authority in which their principal office is located.

		VOTES PERCENT		WILL COUNTY REGIONAL BOARD OF SCHOOL TRUSTEE (WILL COUNTY)								VOTES PERCENT	
01 = BALLOTS CAST		67,363		VOTE FOR NOT MORE THAN 2									
				02 = ELIZABETH CAPARELLI-RUFF*								27,817	31.05
				03 = RICHARD DOMBROWSKI*								30,099	33.60
				04 = CANDIDATE WITHDREW								6,875	7.67
				05 = DEMETRICE MIMI JOHNSON								11,258	12.57
				06 = CHERE'SE L. WILLIAMS								13,539	15.11
				07 = OVER VOTES								208	
				08 = UNDER VOTES								44,722	
		01	02	03	04	05	06	07	08				
0001	CHANNAHON PCT 001	116	40	64	11	9	17	3	85				
0002	CHANNAHON PCT 002	157	70	108	13	11	24	1	86				
0003	CHANNAHON PCT 003	129	50	73	10	13	25	0	87				
0004	CHANNAHON PCT 004	105	50	62	7	11	21	0	59				
0005	CHANNAHON PCT 005	78	28	36	14	14	15	0	49				
0006	CRETE PCT 001	201	38	29	8	121	110	0	96				
0007	CRETE PCT 002	227	70	62	7	114	91	0	110				
0008	CRETE PCT 003	347	85	83	10	151	106	1	257				
0009	CRETE PCT 004	287	68	65	12	162	104	1	161				
0010	CRETE PCT 005	243	46	37	10	164	114	1	113				
0011	CRETE PCT 006	347	83	90	9	197	132	2	179				
0012	CRETE PCT 007	263	56	63	12	158	101	0	136				
0013	CRETE PCT 008	329	79	82	11	160	130	2	192				
0014	CRETE PCT 009	292	83	81	7	133	90	1	188				
0015	CRETE PCT 010	111	28	27	3	51	38	0	75				
0016	CRETE PCT 011	251	49	70	8	152	83	0	140				
0017	CRETE PCT 012	271	67	74	4	138	80	0	179				
0018	CUSTER PCT 001	75	23	31	6	16	12	0	62				
0019	DU PAGE PCT 001	0	0	0	0	0	0	0	0				
0022	DU PAGE PCT 004	95	28	37	12	22	18	0	73				
0023	DU PAGE PCT 005	340	118	142	56	52	72	5	230				
0024	DU PAGE PCT 006	365	122	135	56	80	68	1	267				
0026	DU PAGE PCT 008	390	133	129	73	81	84	0	280				
0027	DU PAGE PCT 009	276	93	117	62	55	52	0	173				
0028	DU PAGE PCT 010	508	183	190	91	111	133	2	304				
0029	DU PAGE PCT 011	363	128	149	60	70	83	4	228				
0030	DU PAGE PCT 012	336	100	130	33	66	64	2	275				
0031	DU PAGE PCT 013	365	145	136	63	81	87	1	216				
0032	DU PAGE PCT 014	427	140	169	79	74	86	2	302				
0033	DU PAGE PCT 015	370	121	147	76	57	67	0	272				
0034	DU PAGE PCT 016	452	140	178	83	101	102	1	298				
0035	DU PAGE PCT 017	458	150	192	75	86	104	5	299				
0036	DU PAGE PCT 018	377	139	147	51	87	82	2	244				
0037	DU PAGE PCT 019	329	128	160	43	58	68	0	201				
0038	DU PAGE PCT 020	270	83	104	36	57	64	1	194				
0039	DU PAGE PCT 021	325	126	138	48	58	62	0	218				
0040	DU PAGE PCT 022	400	151	172	61	63	78	4	267				
0041	DU PAGE PCT 023	492	150	212	98	86	92	1	344				
0042	DU PAGE PCT 024	338	112	135	51	63	78	0	237				
0043	DU PAGE PCT 025	314	103	146	54	62	76	1	185				
0044	DU PAGE PCT 026	297	96	125	49	60	66	0	198				
0045	DU PAGE PCT 027	344	100	123	57	85	83	1	238				
0046	DU PAGE PCT 028	282	109	117	36	64	71	2	163				
0047	DU PAGE PCT 029	459	131	225	83	69	67	0	343				
0048	DU PAGE PCT 030	296	85	96	54	76	87	2	190				
0049	DU PAGE PCT 031	279	68	146	59	39	51	0	195				
0050	DU PAGE PCT 032	146	78	97	14	14	25	1	62				
0051	DU PAGE PCT 033	138	60	70	11	28	31	0	76				
0052	DU PAGE PCT 034	194	102	134	24	12	24	1	90				

VOTES PERCENT

VOTES PERCENT

01 = BALLOTS CAST

67,363

WILL COUNTY REGIONAL BOARD OF SCHOOL TRUSTEE
(WILL COUNTY)

VOTE FOR NOT MORE THAN 2

02 = ELIZABETH CAPARELLI-RUFF*

27,817 31.05

03 = RICHARD DOMBROWSKI*

30,099 33.60

04 = CANDIDATE WITHDREW

6,875 7.67

05 = DEMETRICE MIMI JOHNSON

11,258 12.57

06 = CHERE'SE L. WILLIAMS

13,539 15.11

07 = OVER VOTES

208

08 = UNDER VOTES

44,722

(CONTINUED FROM PREVIOUS PAGE)

	01	02	03	04	05	06	07	08
0053 DU PAGE PCT 035	38	14	19	5	8	11	0	19
0054 DU PAGE PCT 036	178	85	98	27	36	32	0	78
0055 DU PAGE PCT 037	114	57	58	11	27	29	1	44
0056 FLORENCE PCT 001	154	52	59	3	15	34	0	145
0057 FRANKFORT PCT 001	321	165	173	17	28	46	0	213
0058 FRANKFORT PCT 002	242	135	123	12	24	27	0	163
0059 FRANKFORT PCT 003	248	125	105	16	26	49	4	167
0060 FRANKFORT PCT 004	171	92	77	10	18	29	0	116
0061 FRANKFORT PCT 005	360	193	139	23	51	79	0	235
0062 FRANKFORT PCT 006	270	126	113	17	35	38	2	207
0063 FRANKFORT PCT 007	244	126	113	24	25	40	0	160
0064 FRANKFORT PCT 008	217	127	104	17	29	37	3	114
0065 FRANKFORT PCT 009	188	109	85	15	20	38	0	109
0066 FRANKFORT PCT 010	190	97	79	12	29	44	0	119
0067 FRANKFORT PCT 011	532	256	223	36	62	96	3	385
0068 FRANKFORT PCT 012	280	156	141	16	18	39	0	190
0069 FRANKFORT PCT 013	223	126	96	8	21	45	0	150
0070 FRANKFORT PCT 014	209	96	95	10	27	30	2	156
0071 FRANKFORT PCT 015	164	82	84	5	30	34	0	93
0072 FRANKFORT PCT 016	375	163	136	25	48	78	1	298
0073 FRANKFORT PCT 017	436	210	204	22	35	58	2	339
0074 FRANKFORT PCT 018	396	191	165	22	39	53	1	320
0075 FRANKFORT PCT 019	216	97	99	14	25	38	1	157
0076 FRANKFORT PCT 020	199	101	93	10	31	37	2	122
0077 FRANKFORT PCT 021	373	162	155	24	41	60	2	300
0078 FRANKFORT PCT 022	505	228	205	36	63	77	2	397
0079 FRANKFORT PCT 023	526	247	227	27	46	79	3	420
0080 FRANKFORT PCT 024	286	109	102	17	59	71	2	210
0081 FRANKFORT PCT 025	557	248	196	33	56	90	5	481
0082 FRANKFORT PCT 026	406	169	144	23	61	82	0	333
0083 FRANKFORT PCT 027	359	180	160	22	37	41	1	276
0084 FRANKFORT PCT 028	361	171	150	23	70	88	2	216
0085 GREEN GARDEN PCT 001	338	151	114	19	38	80	0	274
0086 GREEN GARDEN PCT 002	427	161	140	17	57	115	2	360
0087 HOMER PCT 001	171	111	65	7	12	30	0	117
0088 HOMER PCT 002	318	197	120	24	28	44	1	221
0089 HOMER PCT 003	243	156	98	14	12	29	1	175
0090 HOMER PCT 004	307	196	124	19	27	29	0	219
0091 HOMER PCT 005	245	168	112	13	12	25	0	160
0092 HOMER PCT 006	223	157	95	18	24	20	0	132
0093 HOMER PCT 007	325	197	121	20	20	41	3	245
0094 HOMER PCT 008	251	185	127	18	12	36	1	122
0095 HOMER PCT 009	176	113	77	14	17	11	0	120
0096 HOMER PCT 010	252	147	89	22	16	29	0	201
0097 HOMER PCT 011	309	196	125	18	23	29	2	223
0098 HOMER PCT 012	299	198	104	17	13	34	0	232
0099 HOMER PCT 013	313	200	143	22	30	27	0	204
0100 HOMER PCT 014	411	269	155	13	25	44	1	314
0101 HOMER PCT 015	386	240	158	20	31	59	0	264

VOTES PERCENT

VOTES PERCENT

01 = BALLOTS CAST

67,363

WILL COUNTY REGIONAL BOARD OF SCHOOL TRUSTEE
(WILL COUNTY)

VOTE FOR NOT MORE THAN 2

02 = ELIZABETH CAPARELLI-RUFF*	27,817	31.05
03 = RICHARD DOMBROWSKI*	30,099	33.60
04 = CANDIDATE WITHDREW	6,875	7.67
05 = DEMETRICE MIMI JOHNSON	11,258	12.57
06 = CHERE'SE L. WILLIAMS	13,539	15.11
07 = OVER VOTES	208	
08 = UNDER VOTES	44,722	

(CONTINUED FROM PREVIOUS PAGE)

	01	02	03	04	05	06	07	08
0102 HOMER PCT 016	236	157	100	21	20	30	0	144
0103 HOMER PCT 017	232	155	75	7	18	22	0	187
0104 HOMER PCT 018	315	190	120	23	25	43	2	225
0105 JACKSON PCT 001	119	44	63	11	23	35	1	60
0106 JACKSON PCT 002	155	53	56	9	27	48	0	117
0107 JOLIET PCT 001	149	56	79	21	29	41	0	72
0108 JOLIET PCT 002	196	84	86	11	24	37	1	148
0109 JOLIET PCT 003	140	68	64	15	19	29	0	85
0110 JOLIET PCT 004	183	77	89	21	30	39	1	108
0111 JOLIET PCT 005	100	28	24	6	32	44	0	66
0112 JOLIET PCT 006	104	32	27	9	36	43	0	61
0113 JOLIET PCT 007	178	50	43	14	77	62	0	110
0114 JOLIET PCT 008	160	68	74	23	22	29	0	104
0115 JOLIET PCT 009	125	51	63	12	28	35	0	61
0116 JOLIET PCT 010	221	95	107	29	41	40	0	130
0117 JOLIET PCT 011	173	69	83	17	39	34	0	104
0118 JOLIET PCT 012	129	50	60	9	41	32	1	64
0119 JOLIET PCT 013	123	41	26	17	42	34	0	86
0120 JOLIET PCT 014	157	62	55	15	32	33	0	117
0121 JOLIET PCT 015	132	66	55	10	30	32	0	71
0122 JOLIET PCT 016	235	71	65	18	65	82	1	167
0123 JOLIET PCT 017	305	117	160	27	35	53	0	218
0124 JOLIET PCT 018	422	156	212	37	55	64	1	318
0125 JOLIET PCT 019	251	87	102	27	50	54	1	180
0126 JOLIET PCT 020	181	68	76	17	29	35	3	131
0127 JOLIET PCT 021	321	122	153	34	57	56	3	214
0128 JOLIET PCT 022	227	79	95	26	39	50	1	163
0129 JOLIET PCT 023	164	44	60	16	34	55	0	119
0130 JOLIET PCT 024	104	48	37	13	20	29	1	59
0131 JOLIET PCT 025	191	83	96	21	27	40	1	113
0132 JOLIET PCT 026	175	74	81	24	40	40	1	89
0133 JOLIET PCT 027	64	26	26	5	16	15	0	40
0134 JOLIET PCT 028	110	29	28	8	43	47	2	61
0135 JOLIET PCT 029	156	64	65	8	50	41	0	84
0136 JOLIET PCT 030	136	69	54	12	24	32	2	77
0137 JOLIET PCT 031	170	54	74	17	23	30	0	142
0138 JOLIET PCT 032	146	36	35	14	53	73	2	77
0139 JOLIET PCT 033	151	61	65	12	34	36	0	94
0140 JOLIET PCT 034	141	51	31	7	48	69	1	74
0141 JOLIET PCT 035	178	54	56	11	62	79	3	88
0142 JOLIET PCT 036	136	38	44	15	49	56	0	70
0143 JOLIET PCT 037	167	47	55	15	64	69	1	82
0144 LOCKPORT PCT 001	451	225	313	48	51	82	3	177
0145 LOCKPORT PCT 002	144	73	82	17	16	32	0	68
0146 LOCKPORT PCT 003	106	54	55	17	11	23	1	50
0147 LOCKPORT PCT 004	121	63	76	12	16	23	1	50
0148 LOCKPORT PCT 005	310	182	155	17	23	48	0	195
0149 LOCKPORT PCT 006	112	33	53	18	23	28	0	69
0150 LOCKPORT PCT 007	118	48	56	21	36	32	0	43

VOTES PERCENT

VOTES PERCENT

01 = BALLOTS CAST

67,363

WILL COUNTY REGIONAL BOARD OF SCHOOL TRUSTEE
(WILL COUNTY)

VOTE FOR NOT MORE THAN 2

02 = ELIZABETH CAPARELLI-RUFF*	27,817	31.05
03 = RICHARD DOMBROWSKI*	30,099	33.60
04 = CANDIDATE WITHDREW	6,875	7.67
05 = DEMETRICE MIMI JOHNSON	11,258	12.57
06 = CHERE'SE L. WILLIAMS	13,539	15.11
07 = OVER VOTES	208	
08 = UNDER VOTES	44,722	

(CONTINUED FROM PREVIOUS PAGE)

	01	02	03	04	05	06	07	08
0151 LOCKPORT PCT 008	85	27	41	16	28	28	0	30
0152 LOCKPORT PCT 009	331	172	200	35	37	60	1	156
0153 LOCKPORT PCT 010	279	169	127	18	23	43	1	176
0154 LOCKPORT PCT 011	379	207	172	21	36	58	1	262
0155 LOCKPORT PCT 012	266	140	130	16	26	38	0	182
0156 LOCKPORT PCT 013	653	326	418	60	60	108	1	332
0157 LOCKPORT PCT 014	260	126	147	28	47	39	1	131
0158 LOCKPORT PCT 015	212	105	103	23	34	39	1	118
0159 LOCKPORT PCT 016	381	191	167	27	57	53	0	267
0160 LOCKPORT PCT 017	487	242	214	41	47	49	0	381
0161 LOCKPORT PCT 018	282	151	123	23	32	56	1	177
0162 LOCKPORT PCT 019	432	270	242	14	36	74	2	224
0163 LOCKPORT PCT 020	296	139	155	32	37	60	0	169
0164 LOCKPORT PCT 021	192	75	106	15	30	38	0	120
0165 LOCKPORT PCT 022	254	129	144	20	26	58	1	129
0166 LOCKPORT PCT 023	213	108	104	19	29	46	1	118
0167 LOCKPORT PCT 024	97	37	22	13	35	36	0	51
0168 MANHATTAN PCT 001	301	139	133	10	31	67	2	218
0169 MANHATTAN PCT 002	502	192	199	25	55	91	1	440
0170 MANHATTAN PCT 003	335	167	170	23	37	66	1	205
0171 MANHATTAN PCT 004	306	142	120	16	35	63	1	234
0172 MONEE PCT 001	145	30	30	6	72	77	1	73
0173 MONEE PCT 002	187	26	21	10	113	111	2	89
0174 MONEE PCT 003	349	89	93	10	71	132	1	301
0175 MONEE PCT 004	441	119	111	11	112	181	1	346
0176 MONEE PCT 005	183	34	18	9	95	117	0	93
0177 MONEE PCT 006	159	24	11	13	94	85	0	91
0178 MONEE PCT 007	270	42	25	24	152	179	1	116
0179 MONEE PCT 008	268	81	70	17	73	87	0	208
0180 NEW LENOX PCT 001	135	70	60	15	21	30	0	74
0181 NEW LENOX PCT 002	226	125	98	18	24	45	0	142
0182 NEW LENOX PCT 003	181	82	83	15	20	24	2	134
0183 NEW LENOX PCT 004	210	85	97	12	27	48	1	149
0184 NEW LENOX PCT 005	225	118	115	14	31	39	0	133
0185 NEW LENOX PCT 006	177	84	80	12	30	22	0	126
0186 NEW LENOX PCT 007	249	143	136	10	17	36	0	156
0187 NEW LENOX PCT 008	242	143	131	7	34	46	0	123
0188 NEW LENOX PCT 009	224	127	118	8	26	40	0	129
0189 NEW LENOX PCT 010	300	168	152	16	26	49	0	189
0190 NEW LENOX PCT 011	258	135	115	19	27	49	0	171
0191 NEW LENOX PCT 012	199	107	110	18	29	31	0	103
0192 NEW LENOX PCT 013	216	121	101	13	35	49	0	113
0193 NEW LENOX PCT 014	305	143	132	20	40	59	2	212
0194 NEW LENOX PCT 015	246	137	137	17	23	22	2	152
0195 NEW LENOX PCT 016	274	163	146	21	30	59	0	129
0196 NEW LENOX PCT 017	273	147	151	9	21	65	1	151
0197 NEW LENOX PCT 018	177	97	81	13	20	31	1	110
0198 NEW LENOX PCT 019	203	111	82	15	21	38	0	139
0199 NEW LENOX PCT 020	332	181	180	19	33	43	1	206

VOTES PERCENT

VOTES PERCENT

01 = BALLOTS CAST

67,363

WILL COUNTY REGIONAL BOARD OF SCHOOL TRUSTEE
(WILL COUNTY)

VOTE FOR NOT MORE THAN 2

02 = ELIZABETH CAPARELLI-RUFF*	27,817	31.05
03 = RICHARD DOMBROWSKI*	30,099	33.60
04 = CANDIDATE WITHDREW	6,875	7.67
05 = DEMETRICE MIMI JOHNSON	11,258	12.57
06 = CHERE'SE L. WILLIAMS	13,539	15.11
07 = OVER VOTES	208	
08 = UNDER VOTES	44,722	

(CONTINUED FROM PREVIOUS PAGE)

	01	02	03	04	05	06	07	08
0200 PEOTONE PCT 001	356	113	108	27	41	62	0	361
0201 PEOTONE PCT 002	336	120	122	20	53	75	1	280
0202 PLAINFIELD PCT 001	241	85	148	54	14	22	1	157
0203 PLAINFIELD PCT 002	198	60	121	36	22	23	0	134
0204 PLAINFIELD PCT 003	211	68	132	33	20	27	0	142
0205 PLAINFIELD PCT 004	37	12	23	5	9	8	0	17
0206 PLAINFIELD PCT 005	66	34	50	7	7	7	0	27
0207 PLAINFIELD PCT 006	77	24	41	18	12	20	0	39
0208 PLAINFIELD PCT 007	77	26	38	19	22	13	0	36
0209 PLAINFIELD PCT 008	271	83	155	38	24	33	0	209
0210 PLAINFIELD PCT 009	347	121	222	56	23	27	1	243
0211 PLAINFIELD PCT 010	358	98	215	55	40	35	0	273
0212 PLAINFIELD PCT 011	26	10	18	4	6	7	0	7
0213 PLAINFIELD PCT 012	69	26	34	12	18	12	0	36
0214 PLAINFIELD PCT 013	375	133	218	56	29	49	1	263
0215 PLAINFIELD PCT 014	294	92	191	54	30	35	1	184
0216 PLAINFIELD PCT 015	253	89	153	33	25	32	0	174
0217 PLAINFIELD PCT 016	183	66	112	31	10	24	0	123
0218 PLAINFIELD PCT 017	97	39	67	17	6	17	0	48
0219 PLAINFIELD PCT 018	121	36	62	13	24	26	0	81
0220 PLAINFIELD PCT 019	98	35	58	7	17	10	2	65
0221 PLAINFIELD PCT 020	127	42	72	12	11	16	1	99
0222 PLAINFIELD PCT 021	148	57	94	20	18	14	0	93
0223 PLAINFIELD PCT 022	166	57	113	18	19	22	0	103
0224 PLAINFIELD PCT 023	104	42	80	9	14	25	0	38
0225 PLAINFIELD PCT 024	165	78	113	19	14	15	2	87
0226 PLAINFIELD PCT 025	83	34	49	12	8	15	0	48
0227 PLAINFIELD PCT 026	71	31	51	7	5	8	0	40
0228 PLAINFIELD PCT 027	98	36	50	15	16	28	1	49
0229 PLAINFIELD PCT 028	85	29	56	10	15	17	0	43
0230 PLAINFIELD PCT 029	102	37	68	13	6	11	0	69
0231 PLAINFIELD PCT 030	156	46	97	24	29	29	0	87
0232 PLAINFIELD PCT 031	116	46	74	21	15	12	2	60
0233 PLAINFIELD PCT 032	106	39	70	16	14	22	0	51
0234 PLAINFIELD PCT 033	182	68	120	20	27	29	0	100
0235 PLAINFIELD PCT 034	126	54	73	14	18	27	1	64
0236 PLAINFIELD PCT 035	107	47	62	13	11	12	0	69
0237 REED PCT 001	229	77	90	24	33	56	1	176
0238 REED PCT 002	285	98	130	14	42	58	1	226
0239 REED PCT 003	292	88	128	25	45	70	0	228
0240 TROY PCT 001	140	52	73	17	23	28	2	83
0241 TROY PCT 002	78	28	34	11	23	26	0	34
0242 TROY PCT 003	69	35	47	10	8	17	0	21
0243 TROY PCT 004	170	67	91	21	26	27	2	104
0244 TROY PCT 005	195	83	122	27	12	33	0	113
0245 TROY PCT 006	76	38	42	4	9	19	0	40
0246 TROY PCT 007	226	82	120	23	32	41	2	150
0247 TROY PCT 008	298	100	164	18	39	55	0	220
0248 TROY PCT 009	207	81	97	19	26	33	2	154

	VOTES PERCENT		WILL COUNTY REGIONAL BOARD OF SCHOOL TRUSTEE (WILL COUNTY)								VOTES PERCENT	
01 = BALLOTS CAST	67,363		VOTE FOR NOT MORE THAN 2									
			02 = ELIZABETH CAPARELLI-RUFF*	27,817	31.05							
			03 = RICHARD DOMBROWSKI*	30,099	33.60							
			04 = CANDIDATE WITHDREW	6,875	7.67							
			05 = DEMETRICE MIMI JOHNSON	11,258	12.57							
			06 = CHERE'SE L. WILLIAMS	13,539	15.11							
			07 = OVER VOTES	208								
			08 = UNDER VOTES	44,722								

(CONTINUED FROM PREVIOUS PAGE)	01	02	03	04	05	06	07	08
0249 TROY PCT 010	222	96	138	22	22	34	0	132
0250 TROY PCT 011	428	144	213	33	41	47	0	378
0251 TROY PCT 012	277	109	136	16	32	48	1	211
0252 TROY PCT 013	402	176	229	36	44	65	1	252
0253 TROY PCT 014	281	117	162	30	34	37	1	180
0254 TROY PCT 015	275	108	141	18	32	49	0	202
0255 TROY PCT 016	250	94	133	27	36	41	1	167
0256 TROY PCT 017	337	139	182	28	30	45	1	248
0257 TROY PCT 018	134	60	57	14	29	34	1	72
0258 TROY PCT 019	116	33	37	11	31	37	0	83
0259 TROY PCT 020	241	105	123	28	29	40	2	153
0260 TROY PCT 021	274	108	144	26	28	39	0	203
0261 TROY PCT 022	72	25	46	5	13	16	0	39
0262 WASHINGTON PCT 001	433	131	157	15	122	92	0	349
0263 WASHINGTON PCT 002	367	127	131	9	96	76	0	295
0264 WASHINGTON PCT 003	377	113	125	12	98	87	1	317
0265 WESLEY PCT 001	124	37	45	15	19	29	1	101
0266 WHEATLAND PCT 001	272	67	150	106	28	25	0	168
0276 WHEATLAND PCT 011	5	2	2	0	2	2	0	2
0281 WHEATLAND PCT 016	101	36	59	27	13	15	0	52
0284 WHEATLAND PCT 019	2	1	0	1	0	1	0	1
0287 WHEATLAND PCT 022	101	24	37	43	12	14	0	72
0288 WHEATLAND PCT 023	111	25	70	49	9	9	0	60
0289 WHEATLAND PCT 024	101	28	53	34	7	6	0	74
0290 WHEATLAND PCT 025	242	74	151	75	14	23	1	145
0291 WHEATLAND PCT 026	370	124	226	115	26	33	0	216
0292 WHEATLAND PCT 027	555	134	236	183	78	93	0	386
0293 WHEATLAND PCT 028	358	120	231	124	30	45	1	164
0294 WHEATLAND PCT 029	395	133	256	131	48	35	0	187
0295 WHEATLAND PCT 030	348	145	220	90	22	28	0	191
0300 WILL PCT 001	169	61	70	4	25	40	0	138
0301 WILMINGTON PCT 001	291	109	101	27	34	59	1	250
0302 WILMINGTON PCT 002	243	72	94	20	39	48	1	211
0303 WILMINGTON PCT 003	475	159	191	34	65	81	2	416
0304 WILTON PCT 001	113	29	33	9	8	29	0	118

I, the undersigned do hereby certify that on April 27, 2021, I canvassed the returns of an election held on April 6, 2021 for WILL COUNTY EDUCATIONAL SERVICE REGION, and I proclaim that a total of **67,987** voters requested and received ballots and I do further certify the number of votes received for each candidate for this office, **and the winners are denoted with an asterisk next to his or her name.**

I further certify that the above is a true and complete Abstract of Votes and was prepared in my presence on April 27, 2021.

Lauren Staley Ferry
 Lauren Staley Ferry, County Clerk
 The County of Will, Illinois

Statement of Votes Cast
 2021 Consolidated Election
 Kankakee County
 Illinois

Date:04/20/21
 Time:10:01:16
 Page:186 of 232

SOVC For Jurisdiction Wide, All Counters, All Races
 Official Results

WILL ESR REG TRUSTEE

	Reg. Voters	Times Counted	Total Votes	ELIZABETH CAPARELLI	RICHARD DOMBROWSKI	DURDANA RAHMAN
Jurisdiction Wide						
ESSEX	711	82	101	30 29.70%	35 34.65%	11 10.89%
Total	711	82	101	30 29.70%	35 34.65%	11 10.89%

Statement of Votes Cast
 2021 Consolidated Election
 Kankakee County
 Illinois

Date:04/20/21
 Time:10:01:16
 Page:187 of 232

SOVC For Jurisdiction Wide, All Counters, All Races
 Official Results

	WILL ESR REG TRUSTEE			
	DEMETRICE JOHNSON		CHERESE L WILLIAMS	
Jurisdiction Wide				
ESSEX	13	12.87%	12	11.88%
Total	13	12.87%	12	11.88%

			REG. SCH. TRUSTEES-WILL CO. 2 TO BE ELECTED							
			EC	LA	IP	ZA	AR	RD	DMJ	CLW
			BE	IO	EL	CM	DR	MMH	HI	EL
			TL	HB	UA	EA	UA	EA	EA	EA
			HI	AR	UA	EA	EA	EA	EA	EA
			-	RO	RH	TS	TS	TS	TS	TS
			R	DW	DM	RO	RO	RO	RO	RO
			U	S	AA	IN	IN	IN	IN	IN
			F	K	NN	C	C	C	C	C
			F	I	A	E	E	E	E	E
			(NON)	(NON)	(NON)	(NON)	(NON)	(NON)	(NON)	(NON)
5 PRECINCTS	RV	TP								
	EO	UE								
	GT	RR								
	IE	NC								
	SR	OE								
	TS	UN								
	E	TT								
	R	A								
	E	G								
	D	E								
	S									
0077 NA AU SAY 1	1069	218	20.39	4	14	6	0	2		
0078 NA AU SAY 2	2332	135	5.79	43	67	15	9	12		
0079 NA AU SAY 3	1107	59	5.33	19	30	10	8	13		
0080 NA AU SAY 4	1108	80	7.22	21	55	7	8	10		
0081 NA AU SAY 5	1025	50	4.88	14	37	5	5	4		
GRAND TOTALS	6641	542	8.16	101	203	43	30	41		

FIRE DISTRICTS



LAUREN STALEY FERRY

WILL COUNTY CLERK

thewillcountyclerk.com

VOTES PERCENT

VOTES PERCENT

01 = BALLOTS CAST

1,192

BEECHER FIRE TRUSTEE
VOTE FOR NOT MORE THAN 1
02 = MICKEY CONNER
03 = DAVID KOLOSH*
04 = OVER VOTES
05 = UNDER VOTES

493 48.91
515 51.09
0
184

01 02 03 04 05

0262 WASHINGTON PCT 001	433	176	193	0	64
0263 WASHINGTON PCT 002	367	121	185	0	61
0264 WASHINGTON PCT 003	377	189	131	0	57
20300 WILL PCT 001	15	7	6	0	2

I, the undersigned do hereby certify that on April 27, 2021, I canvassed the returns of an election held on April 6, 2021 for BEECHER FIRE PROTECTION DISTRICT, and I proclaim that a total of **1,192** voters requested and received ballots and I do further certify the number of votes received for each candidate for this office, **and the winners are denoted with an asterisk next to his or her name.**

I further certify that the above is a true and complete Abstract of Votes and was prepared in my presence on April 27, 2021.

Lauren Staley Ferry
Lauren Staley Ferry, County Clerk
The County of Will, Illinois

VOTES PERCENT

VOTES PERCENT

01 = BALLOTS CAST

806


BRAIDWOOD FIRE TRUSTEE
VOTE FOR NOT MORE THAN 1
02 = CHARLES T. BOYD*
03 = RICHARD S. BOLATTO
04 = OVER VOTES
05 = UNDER VOTES

432 57.91
314 42.09
0
60

	01	02	03	04	05
0237 REED PCT 001	229	123	90	0	16
0238 REED PCT 002	285	149	112	0	24
0239 REED PCT 003	292	160	112	0	20

I, the undersigned do hereby certify that on April 27, 2021, I canvassed the returns of an election held on April 6, 2021 for BRAIDWOOD FIRE PROTECTION DISTRICT, and I proclaim that a total of **809** voters requested and received ballots and I do further certify the number of votes received for each candidate for this office, **and the winners are denoted with an asterisk next to his or her name.**

I further certify that the above is a true and complete Abstract of Votes and was prepared in my presence on April 27, 2021.



Lauren Staley Ferry, County Clerk
The County of Will, Illinois

Statement of Votes Cast
 Grundy County, IL
 Consolidated Election
 April 6, 2021

Date:04/21/21
 Time:11:07:15
 Page:600 of 604

SOVC For Jurisdiction Wide, All Counters, All Races
 Official Results

TRUSTEE-BDWD FIRE

	Reg. Voters	Vote For	Times Counted	Total Votes	Times Over Voted	Number Of Under Votes	CHARLES T. BOYD	RICHARD S. BOLATTO
Total	-	-	-	-	-	-	-	-
SARATOGA 02	-	-	-	-	-	-	-	-
Polling	-	-	-	-	-	-	-	-
EARLY-GRACE-VBM	-	-	-	-	-	-	-	-
POST ELECTION	-	-	-	-	-	-	-	-
Total	-	-	-	-	-	-	-	-
SARATOGA 03	-	-	-	-	-	-	-	-
Polling	-	-	-	-	-	-	-	-
EARLY-GRACE-VBM	-	-	-	-	-	-	-	-
POST ELECTION	-	-	-	-	-	-	-	-
Total	-	-	-	-	-	-	-	-
SARATOGA 04	-	-	-	-	-	-	-	-
Polling	-	-	-	-	-	-	-	-
EARLY-GRACE-VBM	-	-	-	-	-	-	-	-
POST ELECTION	-	-	-	-	-	-	-	-
Total	-	-	-	-	-	-	-	-
SARATOGA 05	-	-	-	-	-	-	-	-
Polling	-	-	-	-	-	-	-	-
EARLY-GRACE-VBM	-	-	-	-	-	-	-	-
POST ELECTION	-	-	-	-	-	-	-	-
Total	-	-	-	-	-	-	-	-
VIENNA 01	-	-	-	-	-	-	-	-
Polling	-	-	-	-	-	-	-	-
EARLY-GRACE-VBM	-	-	-	-	-	-	-	-
POST ELECTION	-	-	-	-	-	-	-	-
Total	-	-	-	-	-	-	-	-
WAUPONSEE 01	-	-	-	-	-	-	-	-
Polling	-	-	-	-	-	-	-	-
EARLY-GRACE-VBM	-	-	-	-	-	-	-	-
POST ELECTION	-	-	-	-	-	-	-	-
Total	-	-	-	-	-	-	-	-
WAUPONSEE 02	-	-	-	-	-	-	-	-
Polling	-	-	-	-	-	-	-	-
EARLY-GRACE-VBM	-	-	-	-	-	-	-	-
POST ELECTION	-	-	-	-	-	-	-	-
Total	-	-	-	-	-	-	-	-
Total	-	-	-	-	-	-	-	-
Polling	28	1	2	1	0	1	1 100.00%	0 0.00%
EARLY-GRACE-VBM	28	1	1	1	0	0	1 100.00%	0 0.00%
POST ELECTION	28	1	0	0	0	0	0 -	0 -
Total	28	3	3	2	0	1	2 100.00%	0 0.00%

	VOTES	PERCENT	CRETE TOWNSHIP FIRE TRUSTEE UNEXP 2YR	VOTES	PERCENT
01 = BALLOTS CAST	1,087		VOTE FOR NOT MORE THAN 1		
CRETE TOWNSHIP FIRE TRUSTEE FULL			05 = RAYMOND L. PETERLIN JR.*	866	100.00
VOTE FOR NOT MORE THAN 1			06 = OVER VOTES	0	
02 = ROBERT ZIMMERMAN*	898	100.00	07 = UNDER VOTES	221	
03 = OVER VOTES	0				
04 = UNDER VOTES	189				

	01	02	03	04	05	06	07
0006 CRETE PCT 001	4	2	0	2	2	0	2
0009 CRETE PCT 004	1	1	0	0	1	0	0
0010 CRETE PCT 005	5	4	0	1	4	0	1
0011 CRETE PCT 006	189	168	0	21	159	0	30
0012 CRETE PCT 007	263	217	0	46	207	0	56
0013 CRETE PCT 008	30	25	0	5	25	0	5
0015 CRETE PCT 010	111	89	0	22	85	0	26
0016 CRETE PCT 011	213	174	0	39	172	0	41
0017 CRETE PCT 012	271	218	0	53	211	0	60

I, the undersigned do hereby certify that on April 27, 2021, I canvassed the returns of an election held on April 6, 2021 for CRETE TOWNSHIP FIRE PROTECTION DISTRICT, and I proclaim that a total of **1,087** voters requested and received ballots and I do further certify the number of votes received for each candidate for this office, **and the winners are denoted with an asterisk next to his or her name.**

I further certify that the above is a true and complete Abstract of Votes and was prepared in my presence on April 27, 2021.

Lauren Staley Ferry
 Lauren Staley Ferry, County Clerk
 The County of Will, Illinois

	VOTES	PERCENT		VOTES	PERCENT
01 = BALLOTS CAST	867		EAST JOLIET FIRE TRUSTEE		
			VOTE FOR NOT MORE THAN 1		
			02 = HAROLD O'MARA JR*	731	100.00
			03 = OVER VOTES	0	
			04 = UNDER VOTES	136	

			01 02 03 04		

0113 JOLIET PCT 007	32	29	0	3	
0119 JOLIET PCT 013	3	3	0	0	
0121 JOLIET PCT 015	83	71	0	12	
0122 JOLIET PCT 016	86	65	0	21	
0135 JOLIET PCT 029	67	58	0	9	
0136 JOLIET PCT 030	136	108	0	28	
0138 JOLIET PCT 032	1	1	0	0	
0140 JOLIET PCT 034	53	43	0	10	
0141 JOLIET PCT 035	121	102	0	19	
0142 JOLIET PCT 036	134	122	0	12	
0143 JOLIET PCT 037	151	129	0	22	

I, the undersigned do hereby certify that on April 27, 2021, I canvassed the returns of an election held on April 6, 2021 for EAST JOLIET FIRE PROTECTION DISTRICT, and I proclaim that a total of **867** voters requested and received ballots and I do further certify the number of votes received for each candidate for this office, **and the winners are denoted with an asterisk next to his or her name.**

I further certify that the above is a true and complete Abstract of Votes and was prepared in my presence on April 27, 2021.

Lauren Staley Ferry
 Lauren Staley Ferry, County Clerk
 The County of Will, Illinois

VOTES PERCENT

VOTES PERCENT

01 = BALLOTS CAST

6,378

FRANKFORT FIRE TRUSTEE

VOTE FOR NOT MORE THAN 1

02 = LARRY E. NICE SR.*

03 = OVER VOTES

04 = UNDER VOTES

4,697 100.00

0

1,681

	01	02	03	04
0059 FRANKFORT PCT 003	0	0	0	0
0060 FRANKFORT PCT 004	128	94	0	34
0064 FRANKFORT PCT 008	146	115	0	31
0067 FRANKFORT PCT 011	532	411	0	121
0070 FRANKFORT PCT 014	209	158	0	51
0071 FRANKFORT PCT 015	164	137	0	27
0072 FRANKFORT PCT 016	354	241	0	113
0073 FRANKFORT PCT 017	337	236	0	101
0074 FRANKFORT PCT 018	364	262	0	102
0075 FRANKFORT PCT 019	216	166	0	50
0076 FRANKFORT PCT 020	199	146	0	53
0077 FRANKFORT PCT 021	373	280	0	93
0078 FRANKFORT PCT 022	505	365	0	140
0079 FRANKFORT PCT 023	526	382	0	144
0080 FRANKFORT PCT 024	286	183	0	103
0081 FRANKFORT PCT 025	557	398	0	159
0082 FRANKFORT PCT 026	406	287	0	119
0083 FRANKFORT PCT 027	359	276	0	83
0084 FRANKFORT PCT 028	361	288	0	73
0085 GREEN GARDEN PCT 001	218	161	0	57
0086 GREEN GARDEN PCT 002	138	111	0	27

I, the undersigned do hereby certify that on April 27, 2021, I canvassed the returns of an election held on April 6, 2021 for FRANKFORT FIRE PROTECTION DISTRICT, and I proclaim that a total of **6,378** voters requested and received ballots and I do further certify the number of votes received for each candidate for this office, **and the winners are denoted with an asterisk next to his or her name.**

I further certify that the above is a true and complete Abstract of Votes and was prepared in my presence on April 27, 2021.

Lauren Staley Ferry
Lauren Staley Ferry, County Clerk
The County of Will, Illinois

	VOTES	PERCENT	HOMER TOWNSHIP FIRE TRUSTEE UNEXP 2YR	VOTES	PERCENT
01 = BALLOTS CAST	2,073		VOTE FOR NOT MORE THAN 1	1,463	100.00
HOMER TOWNSHIP FIRE TRUSTEE FULL			05 = VINCENT COLABELLI*	0	
VOTE FOR NOT MORE THAN 1			06 = OVER VOTES	610	
02 = No Candidate	0		07 = UNDER VOTES		
03 = OVER VOTES	0				
04 = UNDER VOTES	2,073				

	01	02	03	04	05	06	07
0087 HOMER PCT 001	29	0	0	29	22	0	7
0088 HOMER PCT 002	89	0	0	89	65	0	24
0089 HOMER PCT 003	0	0	0	0	0	0	0
0091 HOMER PCT 005	30	0	0	30	20	0	10
0093 HOMER PCT 007	228	0	0	228	155	0	73
0096 HOMER PCT 010	252	0	0	252	170	0	82
0097 HOMER PCT 011	309	0	0	309	221	0	88
0098 HOMER PCT 012	299	0	0	299	212	0	87
0099 HOMER PCT 013	76	0	0	76	57	0	19
0100 HOMER PCT 014	411	0	0	411	304	0	107
0102 HOMER PCT 016	194	0	0	194	137	0	57
0103 HOMER PCT 017	156	0	0	156	100	0	56

I, the undersigned do hereby certify that on April 27, 2021, I canvassed the returns of an election held on April 6, 2021 for HOMER TOWNSHIP FIRE PROTECTION DISTRICT, and I proclaim that a total of **2,073** voters requested and received ballots and I do further certify the number of votes received for each candidate for this office, **and the winners are denoted with an asterisk next to his or her name.**

I further certify that the above is a true and complete Abstract of Votes and was prepared in my presence on April 27, 2021.

Lauren Staley Ferry
 Lauren Staley Ferry, County Clerk
 The County of Will, Illinois

VOTES PERCENT

VOTES PERCENT

01 = BALLOTS CAST

15

LEMONT FIRE TRUSTEE

VOTE FOR NOT MORE THAN 2

02 = RAYMOND NEGRETE

9 50.00

03 = JOSEPH FALESE

9 50.00

04 = OVER VOTES

0

05 = UNDER VOTES

12

01	02	03	04	05
15	9	9	0	12

0051 DU PAGE PCT 033

This political subdivision has been canvassed by the election authority in which their principal office is located.

	VOTES PERCENT						VOTES PERCENT	
	01	02	03	04	05	06		
01 = BALLOTS CAST	7,765							
	LOCKPORT TOWNSHIP FIRE TRUSTEE							
	VOTE FOR NOT MORE THAN 1							
	02 = DAVID PALYA						2,154	31.36
	03 = WILLIAM KENDZIORA*						3,475	50.60
	04 = JOHN BARBUSH						1,239	18.04
	05 = OVER VOTES						24	
	06 = UNDER VOTES						873	
0051 DU PAGE PCT 033	26	8	5	7	0	6		
0052 DU PAGE PCT 034	194	32	107	45	0	10		
0099 HOMER PCT 013	237	70	98	27	2	40		
0101 HOMER PCT 015	386	116	168	33	1	68		
0102 HOMER PCT 016	42	13	17	7	0	5		
0104 HOMER PCT 018	315	69	168	27	1	50		
0107 JOLIET PCT 001	49	14	16	13	0	6		
0108 JOLIET PCT 002	1	0	1	0	0	0		
0144 LOCKPORT PCT 001	451	85	236	109	2	19		
0145 LOCKPORT PCT 002	0	0	0	0	0	0		
0147 LOCKPORT PCT 004	51	10	28	7	0	6		
0148 LOCKPORT PCT 005	310	108	118	52	0	32		
0149 LOCKPORT PCT 006	112	29	36	28	0	19		
0150 LOCKPORT PCT 007	118	40	37	29	1	11		
0151 LOCKPORT PCT 008	85	23	31	21	0	10		
0152 LOCKPORT PCT 009	331	78	150	70	2	31		
0153 LOCKPORT PCT 010	279	81	133	29	1	35		
0154 LOCKPORT PCT 011	379	118	180	36	0	45		
0155 LOCKPORT PCT 012	266	69	136	33	0	28		
0156 LOCKPORT PCT 013	653	122	315	140	4	72		
0157 LOCKPORT PCT 014	260	92	94	47	0	27		
0158 LOCKPORT PCT 015	212	61	99	36	1	15		
0159 LOCKPORT PCT 016	381	128	189	26	0	38		
0160 LOCKPORT PCT 017	487	149	248	48	1	41		
0161 LOCKPORT PCT 018	282	84	130	32	0	36		
0162 LOCKPORT PCT 019	432	85	252	54	3	38		
0163 LOCKPORT PCT 020	296	75	109	68	4	40		
0164 LOCKPORT PCT 021	192	50	72	38	0	32		
0165 LOCKPORT PCT 022	254	107	76	46	1	24		
0166 LOCKPORT PCT 023	213	107	51	29	0	26		
0167 LOCKPORT PCT 024	97	34	26	29	0	8		
0205 PLAINFIELD PCT 004	37	7	22	3	0	5		
0206 PLAINFIELD PCT 005	66	15	20	20	0	11		
0207 PLAINFIELD PCT 006	29	6	14	6	0	3		
0208 PLAINFIELD PCT 007	36	8	20	7	0	1		
0212 PLAINFIELD PCT 011	26	7	7	9	0	3		
0213 PLAINFIELD PCT 012	69	19	27	9	0	14		
0235 PLAINFIELD PCT 034	69	25	22	11	0	11		
0245 TROY PCT 006	42	10	17	8	0	7		
0291 WHEATLAND PCT 026	0	0	0	0	0	0		

I, the undersigned do hereby certify that on April 27, 2021, I canvassed the returns of an election held on April 6, 2021 for LOCKPORT TWP FIRE PROTECTION DISTRICT, and I proclaim that a total of **7,765** voters requested and received ballots and I do further certify the number of votes received for each candidate for this office, **and the winners are denoted with an asterisk next to his or her name.**

I further certify that the above is a true and complete Abstract of Votes and was prepared in my presence on April 27, 2021.

Lauren Staley Ferry
 Lauren Staley Ferry, County Clerk
 The County of Will, Illinois

		VOTES	PERCENT			VOTES	PERCENT
01 = BALLOTS CAST		2,200		MOKENA FIRE TRUSTEE			
				VOTE FOR NOT MORE THAN 2			
				02 = KENNETH BLANK*		1,519	50.30
				03 = WILLIAM HAAS*		1,501	49.70
				04 = OVER VOTES		0	
				05 = UNDER VOTES		1,380	

		01	02	03	04	05	

0057	FRANKFORT PCT 001	321	222	224	0	196	
0058	FRANKFORT PCT 002	242	164	163	0	157	
0059	FRANKFORT PCT 003	0	0	0	0	0	
0060	FRANKFORT PCT 004	43	31	30	0	25	
0061	FRANKFORT PCT 005	360	259	248	0	213	
0062	FRANKFORT PCT 006	270	176	184	0	180	
0063	FRANKFORT PCT 007	244	177	169	0	142	
0066	FRANKFORT PCT 010	0	0	0	0	0	
0068	FRANKFORT PCT 012	280	202	195	0	163	
0069	FRANKFORT PCT 013	223	150	145	0	151	
0072	FRANKFORT PCT 016	10	9	10	0	1	
0073	FRANKFORT PCT 017	99	65	67	0	66	
0074	FRANKFORT PCT 018	32	18	20	0	26	
0103	HOMER PCT 017	76	46	46	0	60	

I, the undersigned do hereby certify that on April 27, 2021, I canvassed the returns of an election held on April 6, 2021 for MOKENA FIRE PROTECTION DISTRICT, and I proclaim that a total of **2,200** voters requested and received ballots and I do further certify the number of votes received for each candidate for this office, **and the winners are denoted with an asterisk next to his or her name.**

I further certify that the above is a true and complete Abstract of Votes and was prepared in my presence on April 27, 2021.

Lauren Staley Ferry
 Lauren Staley Ferry, County Clerk
 The County of Will, Illinois

VOTES PERCENT

VOTES PERCENT

01 = BALLOTS CAST

4,352

NEW LENOX FIRE TRUSTEE
VOTE FOR NOT MORE THAN 1
02 = JOSEPH LEVEY*
03 = OVER VOTES
04 = UNDER VOTES

3,481 100.00
0
871

	01	02	03	04
0180 NEW LENOX PCT 001	14	12	0	2
0181 NEW LENOX PCT 002	226	193	0	33
0182 NEW LENOX PCT 003	2	1	0	1
0183 NEW LENOX PCT 004	210	174	0	36
0184 NEW LENOX PCT 005	225	185	0	40
0185 NEW LENOX PCT 006	177	138	0	39
0186 NEW LENOX PCT 007	249	197	0	52
0187 NEW LENOX PCT 008	242	189	0	53
0188 NEW LENOX PCT 009	224	184	0	40
0189 NEW LENOX PCT 010	300	252	0	48
0190 NEW LENOX PCT 011	258	189	0	69
0191 NEW LENOX PCT 012	199	161	0	38
0192 NEW LENOX PCT 013	216	175	0	41
0193 NEW LENOX PCT 014	305	220	0	85
0194 NEW LENOX PCT 015	246	196	0	50
0195 NEW LENOX PCT 016	274	223	0	51
0196 NEW LENOX PCT 017	273	227	0	46
0197 NEW LENOX PCT 018	177	140	0	37
0198 NEW LENOX PCT 019	203	160	0	43
0199 NEW LENOX PCT 020	332	265	0	67

I, the undersigned do hereby certify that on April 27, 2021, I canvassed the returns of an election held on April 6, 2021 for NEW LENOX FIRE PROTECTION DISTRICT, and I proclaim that a total of **4,352** voters requested and received ballots and I do further certify the number of votes received for each candidate for this office, **and the winners are denoted with an asterisk next to his or her name.**

I further certify that the above is a true and complete Abstract of Votes and was prepared in my presence on April 27, 2021.

Lauren Staley Ferry
Lauren Staley Ferry, County Clerk
The County of Will, Illinois

VOTES PERCENT

VOTES PERCENT

01 = BALLOTS CAST

28

OSWEGO FIRE DISTRICT REFERENDUM

VOTE FOR NOT MORE THAN 1

02 = YES

6 21.43

03 = NO

22 78.57

04 = OVER VOTES

0

05 = UNDER VOTES

0

	01	02	03	04	05
0266 WHEATLAND PCT 001	3	0	3	0	0
0267 WHEATLAND PCT 002	0	0	0	0	0
0276 WHEATLAND PCT 011	18	6	12	0	0
0297 WHEATLAND PCT 032	2	0	2	0	0
0299 WHEATLAND PCT 034	5	0	5	0	0

This political subdivision has been canvassed by the election authority in which their principal office is located.

	VOTES	PERCENT					VOTES	PERCENT
01 = BALLOTS CAST	980							
			PEOTONE FIRE TRUSTEE					
			VOTE FOR NOT MORE THAN 2					
						02 = CLAUDE H. WERNER*	525 35.89	
						03 = RANDY MURRAY*	613 41.90	
						04 = WILLIAM OTTO HEINTZ	325 22.21	
						05 = OVER VOTES	0	
						06 = UNDER VOTES	497	

	01	02	03	04	05	06		

0086 GREEN GARDEN PCT 002	115	61	61	36	0	72		
0200 PEOTONE PCT 001	356	187	229	117	0	179		
0201 PEOTONE PCT 002	336	183	218	125	0	146		
0300 WILL PCT 001	153	83	94	42	0	87		
0304 WILTON PCT 001	20	11	11	5	0	13		

I, the undersigned do hereby certify that on April 27, 2021, I canvassed the returns of an election held on April 6, 2021 for PEOTONE FIRE PROTECTION DISTRICT, and I proclaim that a total of **980** voters requested and received ballots and I do further certify the number of votes received for each candidate for this office, **and the winners are denoted with an asterisk next to his or her name.**

I further certify that the above is a true and complete Abstract of Votes and was prepared in my presence on April 27, 2021.

Lauren Staley Ferry
 Lauren Staley Ferry, County Clerk
 The County of Will, Illinois

VOTES PERCENT

VOTES PERCENT

01 = BALLOTS CAST

5,677

PLAINFIELD FIRE TRUSTEE
VOTE FOR NOT MORE THAN 2
02 = ROBERT BAISH*
03 = TOM PAUL*
04 = OVER VOTES
05 = UNDER VOTES

3,771 50.64
3,676 49.36
0
3,907

	01	02	03	04	05
0047 DU PAGE PCT 029	0	0	0	0	0
0049 DU PAGE PCT 031	0	0	0	0	0
0202 PLAINFIELD PCT 001	241	154	155	0	173
0203 PLAINFIELD PCT 002	198	126	129	0	141
0204 PLAINFIELD PCT 003	211	139	143	0	140
0207 PLAINFIELD PCT 006	0	0	0	0	0
0209 PLAINFIELD PCT 008	271	163	152	0	227
0210 PLAINFIELD PCT 009	347	229	209	0	256
0211 PLAINFIELD PCT 010	358	249	197	0	270
0214 PLAINFIELD PCT 013	375	239	218	0	293
0215 PLAINFIELD PCT 014	294	217	185	0	186
0216 PLAINFIELD PCT 015	253	158	162	0	186
0217 PLAINFIELD PCT 016	183	127	121	0	118
0218 PLAINFIELD PCT 017	27	20	20	0	14
0219 PLAINFIELD PCT 018	32	22	21	0	21
0221 PLAINFIELD PCT 020	10	5	3	0	12
0222 PLAINFIELD PCT 021	44	25	35	0	28
0223 PLAINFIELD PCT 022	94	61	57	0	70
0224 PLAINFIELD PCT 023	29	25	26	0	7
0225 PLAINFIELD PCT 024	85	64	61	0	45
0228 PLAINFIELD PCT 027	0	0	0	0	0
0229 PLAINFIELD PCT 028	1	0	0	0	2
0230 PLAINFIELD PCT 029	0	0	0	0	0
0232 PLAINFIELD PCT 031	13	12	12	0	2
0233 PLAINFIELD PCT 032	0	0	0	0	0
0234 PLAINFIELD PCT 033	0	0	0	0	0
0235 PLAINFIELD PCT 034	28	19	18	0	19
0266 WHEATLAND PCT 001	351	212	220	0	270
0276 WHEATLAND PCT 011	0	0	0	0	0
0281 WHEATLAND PCT 016	284	199	211	0	158
0282 WHEATLAND PCT 017	0	0	0	0	0
0283 WHEATLAND PCT 018	9	4	3	0	11
0285 WHEATLAND PCT 020	0	0	0	0	0
0286 WHEATLAND PCT 021	1	1	1	0	0
0287 WHEATLAND PCT 022	0	0	0	0	0
0288 WHEATLAND PCT 023	225	136	142	0	172
0290 WHEATLAND PCT 025	242	155	152	0	177
0291 WHEATLAND PCT 026	370	249	246	0	245
0292 WHEATLAND PCT 027	0	0	0	0	0
0293 WHEATLAND PCT 028	358	249	252	0	215
0294 WHEATLAND PCT 029	395	281	281	0	228
0295 WHEATLAND PCT 030	348	231	244	0	221

I, the undersigned do hereby certify that on April 27, 2021, I canvassed the returns of an election held on April 6, 2021 for PLAINFIELD FIRE PROTECTION DISTRICT, and I proclaim that a total of **6,192** voters requested and received ballots and I do further certify the number of votes received for each candidate for this office, **and the winners are denoted with an asterisk next to his or her name.**

I further certify that the above is a true and complete Abstract of Votes and was prepared in my presence on April 27, 2021.

Lauren Staley Ferry
Lauren Staley Ferry, County Clerk
The County of Will, Illinois

	R V E O G T I E S R T S E R E D	B C A A L S L T O T S	T P U E R R N C O E U N T T A G E	PLAINFIELD FPD TRUSTEE 2 TO BE ELECTED	R B O A B I E S R H T (NON)	T P O A M U L (NON)
4 PRECINCTS						
0077 NA AU SAY 1	1069	218	20.39	55	61	
0078 NA AU SAY 2	2332	135	5.79	3	0	
0080 NA AU SAY 4	1108	80	7.22	0	0	
0086 SEWARD 2	1085	82	7.56	0	0	
GRAND TOTALS	5594	515	9.21	58	61	

	VOTES	PERCENT	TROY FIRE TRUSTEE UNEXP 2YR						VOTES	PERCENT
01 = BALLOTS CAST	2,478		VOTE FOR NOT MORE THAN 1							
TROY FIRE TRUSTEE FULL			06 = STEVE "BIRD" SCHWARTZ*						1,821	100.00
VOTE FOR NOT MORE THAN 2			07 = OVER VOTES						0	
02 = JOE BALTZ*	1,805	55.23	08 = UNDER VOTES						657	
03 = JOHN SCHEIDT*	1,463	44.77								
04 = OVER VOTES	0									
05 = UNDER VOTES	1,688									
			01	02	03	04	05	06	07	08
0240 TROY PCT 001			0	0	0	0	0	0	0	0
0241 TROY PCT 002			1	1	1	0	0	1	0	0
0242 TROY PCT 003			0	0	0	0	0	0	0	0
0243 TROY PCT 004			20	16	17	0	7	18	0	2
0244 TROY PCT 005			11	7	4	0	11	9	0	2
0245 TROY PCT 006			25	24	17	0	9	24	0	1
0246 TROY PCT 007			226	156	126	0	170	168	0	58
0247 TROY PCT 008			18	12	10	0	14	11	0	7
0248 TROY PCT 009			45	37	34	0	19	38	0	7
0249 TROY PCT 010			222	173	134	0	137	178	0	44
0250 TROY PCT 011			33	26	21	0	19	23	0	10
0252 TROY PCT 013			402	302	255	0	247	297	0	105
0253 TROY PCT 014			281	208	180	0	174	206	0	75
0254 TROY PCT 015			275	196	164	0	190	199	0	76
0256 TROY PCT 017			337	231	179	0	264	237	0	100
0257 TROY PCT 018			7	6	6	0	2	6	0	1
0259 TROY PCT 020			241	184	142	0	156	182	0	59
0260 TROY PCT 021			271	176	133	0	233	179	0	92
0261 TROY PCT 022			63	50	40	0	36	45	0	18

I, the undersigned do hereby certify that on April 27, 2021, I canvassed the returns of an election held on April 6, 2021 for TROY FIRE PROTECTION DISTRICT, and I proclaim that a total of **3,089** voters requested and received ballots and I do further certify the number of votes received for each candidate for this office, **and the winners are denoted with an asterisk next to his or her name.**

I further certify that the above is a true and complete Abstract of Votes and was prepared in my presence on April 27, 2021.

Lauren Staley Ferry
 Lauren Staley Ferry, County Clerk
 The County of Will, Illinois

	R V E O G T I E S R T S E R E D	B C A A L S L T O T S	T P U E R R N C O E U N T T A G E	TROY FPD TRUSTEE-6YR.TERM 2 TO BE ELECTED		TROY FPD TRUSTEE-UNEX.2YR.	
				J S O C J B O A E L T Z (NON)	H H N E I D T (NON)	S " S T B C E I H V R W E D A " R T Z (NON)	
3 PRECINCTS							
0085 SEWARD 1	1186	405	34.15	2	2	3	
0086 SEWARD 2	1085	82	7.56	4	1	3	
0087 SEWARD 3	1460	124	8.49	5	2	5	
GRAND TOTALS	3731	611	16.38	11	5	11	

WRITE-IN VOTES



LAUREN STALEY FERRY

WILL COUNTY CLERK

thewillcountyclerk.com

**Official Write-In Results
April 6, 2021 Consolidated Election
Summary Totals**

NAME	OFFICE	VOTE BY MAIL	EARLY VOTING	ELECTION DAY	PROVISIONAL	POSTMARKED VBM	TOTAL VOTES
NIKOLAS PARAMO	CITY OF CREST HILL ALDERMAN WARD 2	0	1	0	0	0	1
DARLA NEISES	CITY OF WILMINGTON ALDERMAN WARD 2	0	0	0	0	2	2
ROBERT NEISES	CITY OF WILMINGTON ALDERMAN WARD 2	0	0	0	0	0	0
TODD HOLMES	CITY OF WILMINGTON ALDERMAN WARD 4 UNEXP	1	0	28	0	3	32
ANNE CANION-HAMMOND	VILLAGE OF BOLINGBROOK MAYOR	0	0	0	0	0	0
MICHAEL LEDDIN	VILLAGE OF FRANKFORT TRUSTEE	77	284	483	0	40	884
BILL GARRETT	VILLAGE OF MANHATTAN MAYOR	15	29	307	1	15	367
DAN DE CAPRIO	VILLAGE OF MANHATTAN TRUSTEE	20	31	250	0	13	314
ROBIN WHITE	VILLAGE OF MINOOKA TRUSTEE	1	0	1	0	0	2
NICK SUNZERE	VILLAGE OF MOKENA PRESIDENT	57	106	358	0	32	553
JOHN R. HENSON	VILLAGE OF MONEE TRUSTEE	5	45	288	0	1	339
KAREN A. LeCLAIRE	VILLAGE OF PEOTONE CLERK	2	0	13	0	0	15
FELIX GEORGE	DuPAGE TOWNSHIP SUPERVISOR	67	132	150	0	32	381
ANN ROSENBERG	PEOTONE TOWNSHIP TRUSTEE	3	2	58	0	2	65
PAT LATHAM	PEOTONE TOWNSHIP TRUSTEE	0	0	1	0	2	3
AL TINSLEY	PLAINFIELD TOWNSHIP SUPERVISOR	87	68	228	1	39	423
LaSHAUNDA HILL	CRETE RURAL PARK COMMISSIONER	4	3	6	0	1	14
JOE GRISSON III	FOX VALLEY PARK COMMISSIONER	0	2	3	0	2	7
COLETTE SAFFORD	PLAINFIELD TOWNSHIP PARK COMMISSIONER	3	6	14	0	1	24
SHEILA A BARTLETT	PEOTONE PUBLIC LIBRARY TRUSTEE UNEXP	10	19	31	0	0	58
FELICIA M RANGEL	VILLAGE OF PARK FOREST LIBRARY TRUSTEE	4	2	4	0	0	10
BRANDT COMPTON	CHANNAHON SCHOOL DISTRICT NO. 17	1	0	5	0	0	6
NICK MACHOLZ	ROCKDALE SCHOOL DISTRICT NO. 84	1	0	4	0	1	6
GERRY PHILLIPS	ROCKDALE SCHOOL DISTRICT NO. 84	1	3	9	0	1	14
JESSICA L. STROTE	TAFT SCHOOL DISTRICT NO. 90	16	8	18	0	5	47
CHRISTINE JELINEK	TAFT SCHOOL DISTRICT NO. 90	14	9	16	0	4	43
LINDSEY UDELL	TAFT SCHOOL DISTRICT NO. 90	5	4	12	0	3	24
DOREEN SWEIS	WILL COUNTY SCHOOL DISTRICT NO. 92 UNEXP	4	0	34	0	2	40
BRENDA MITCHELL	CRETE-MONEE SCHOOL DIST 201-U, SUBDISTRICT 3	1	0	1	0	0	2
KATRINA JONES	CRETE-MONEE SCHOOL DIST. 201-U, SUBDISTRICT 3	0	0	22	0	2	24
TIFANNI STERDIVANT	CRETE-MONEE SCHOOL DIST. 201-U, SUBDISTRICT 6	7	9	5	0	3	24

**Official Write-In Results
April 6, 2021 General Election**

**NIKOLAS PARAMO
CITY OF CREST HILL - ALDERMAN WARD 2**

PRECINCTS	VOTE BY MAIL	EARLY VOTING	ELECTION DAY	PROVISIONAL	POSTMARKED VBM	TOTAL VOTES
Joliet Pct. 002	0	0	0	0	0	0
Lockport Pct. 014	0	0	0	0	0	0
Lockport Pct. 015	0	0	0	0	0	0
Lockport Pct. 021	0	1	0	0	0	1
Lockport Pct. 022	0	0	0	0	0	0
Total	0	1	0	0	0	1



302 N. CHICAGO STREET, JOLIET, IL 60432
COCLRK@WILLCOUNTYILLINOIS.COM
815-740-4615
FAX: 815-740-4699

WWW.THEWILLCOUNTYCLERK.COM

Official Write-In Results April 6, 2021 Consolidated Election

DARLA NEISES CITY OF WILMINGTON - ALDERMAN WARD 2

PRECINCTS	VOTE BY MAIL	EARLY VOTING	ELECTION DAY	PROVISIONAL	POSTMARKED VBM	TOTAL VOTES
Wilmington Pct. 001	0	0	0	0	0	0
Wilmington Pct. 002	0	0	0	0	0	0
Wilmington Pct. 003	0	0	0	0	2	2
Total	0	0	0	0	2	2

**Official Write-In Results
April 6, 2021 Consolidated Election**

**ROBERT NEISES
CITY OF WILMINGTON - ALDERMAN WARD 2**

PRECINCTS	VOTE BY MAIL	EARLY VOTING	ELECTION DAY	PROVISIONAL	POSTMARKED VBM	TOTAL VOTES
Wilmington Pct. 001	0	0	0	0	0	0
Wilmington Pct. 002	0	0	0	0	0	0
Wilmington Pct. 003	0	0	0	0	0	0
Total	0	0	0	0	0	0



LAUREN STALEY FERRY
WILL COUNTY CLERK

WWW.THEWILLCOUNTYCLERK.COM

302 N. CHICAGO STREET, JOLIET, IL 60432
COCLRK@WILLCOUNTYILLINOIS.COM
815-740-4615
FAX: 815-740-4699

Official Write-In Results
April 6, 2021 Consolidated Election

TODD HOLMES
CITY OF WILMINGTON - ALDERMAN WARD 4 UNEXP 2 YR TERM

PRECINCTS	VOTE BY MAIL	EARLY VOTING	ELECTION DAY	PROVISIONAL	POSTMARKED VBM	TOTAL VOTES
Custer Pct. 001	0	0	0	0	0	0
Wesley Pct. 001	0	0	0	0	0	0
Wilmington Pct. 002	1	0	28	0	3	32
Wilmington Pct. 003	0	0	0	0	0	0
Total	1	0	28	0	3	32



WWW.THEWILLCOUNTYCLERK.COM

302 N. CHICAGO STREET, JOLIET, IL 60432

COCLRK@WILLCOUNTYILLINOIS.COM
815-740-4615
FAX: 815-740-4699

Official Write-In Results April 6, 2021 Consolidated Election

MICHAEL LEDDIN VILLAGE OF FRANKFORT - TRUSTEE

PRECINCTS	VOTE BY MAIL	EARLY VOTING	ELECTION DAY	PROVISIONAL	POSTMARKED VBM	TOTAL VOTES
Frankfort Pct. 008	4	1	1	0	0	6
Frankfort Pct. 011	11	36	97	0	7	151
Frankfort Pct. 016	7	5	25	0	2	39
Frankfort Pct. 018	12	27	69	0	2	110
Frankfort Pct. 021	5	33	0	0	6	44
Frankfort Pct. 022	5	32	0	0	6	43
Frankfort Pct. 023	3	38	53	0	5	99
Frankfort Pct. 024	5	5	9	0	0	19
Frankfort Pct. 025	16	49	103	0	4	172
Frankfort Pct. 026	1	26	47	0	2	76
Frankfort Pct. 027	0	18	42	0	4	64
Frankfort Pct. 028	8	14	37	0	2	61
Green Garden Pct. 001	0	0	0	0	0	0
Monee Pct. 001	0	0	0	0	0	0
Total	77	284	483	0	40	884



WWW.THEWILLCOUNTYCLERK.COM

302 N. CHICAGO STREET, JOLIET, IL 60432
COCLRK@WILLCOUNTYILLINOIS.COM
815-740-4615
FAX: 815-740-4699

Official Write-In Results
April 6, 2021 Consolidated Election

BILL GARRETT
VILLAGE OF MANHATTAN - MAYOR

Table with 7 columns: PRECINCTS, VOTE BY MAIL, EARLY VOTING, ELECTION DAY, PROVISIONAL, POSTMARKED VBM, TOTAL VOTES. Rows include Manhattan Pct. 001, 002, 003, 004, and a Total row.



WWW.THEWILLCOUNTYCLERK.COM

302 N. CHICAGO STREET, JOLIET, IL 60432
COCLRK@WILLCOUNTYILLINOIS.COM
815-740-4615
FAX: 815-740-4699

Official Write-In Results April 6, 2021 Consolidated Election

DAN DE CAPRIO VILLAGE OF MANHATTAN - TRUSTEE

PRECINCTS	VOTE BY MAIL	EARLY VOTING	ELECTION DAY	PROVISIONAL	POSTMARKED VBM	TOTAL VOTES
Manhattan Pct. 001	9	5	51	0	3	68
Manhattan Pct. 002	4	14	87	0	4	109
Manhattan Pct. 003	5	3	49	0	3	60
Manhattan Pct. 004	2	9	63	0	3	77
Total	20	31	250	0	13	314



WWW.THEWILLCOUNTYCLERK.COM

302 N. CHICAGO STREET, JOLIET, IL 60432
COCLRK@WILLCOUNTYILLINOIS.COM
815-740-4615
FAX: 815-740-4699

**Official Write-In Results
April 6, 2021 Consolidated Election**

**ROBIN WHITE
VILLAGE OF MINOOKA - TRUSTEE**

PRECINCTS	VOTE BY MAIL	EARLY VOTING	ELECTION DAY	PROVISIONAL	POSTMARKED VBM	TOTAL VOTES
Channahon Pct. 001	1	0	1	0	0	2
Total	1	0	1	0	0	2



WWW.THEWILLCOUNTYCLERK.COM

302 N. CHICAGO STREET, JOLIET, IL 60432
 COCLRK@WILLCOUNTYILLINOIS.COM
 815-740-4615
 FAX: 815-740-4699

**Official Write-In Results
 April 6, 2021 Consolidated Election**

**NICK SUNZERE
 VILLAGE OF MOKENA - PRESIDENT**

PRECINCTS	VOTE BY MAIL	EARLY VOTING	ELECTION DAY	PROVISIONAL	POSTMARKED VBM	TOTAL VOTES
Frankfort Pct. 001	8	14	52	0	6	80
Frankfort Pct. 002	6	13	28	0	1	48
Frankfort Pct. 004	2	12	17	0	0	31
Frankfort Pct. 005	10	13	52	0	8	83
Frankfort Pct. 006	1	9	0	0	2	12
Frankfort Pct. 007	5	17	53	0	7	82
Frankfort Pct. 008	0	0	0	0	0	0
Frankfort Pct. 012	10	8	52	0	4	74
Frankfort Pct. 013	4	3	28	0	0	35
Frankfort Pct. 017	4	10	53	0	4	71
New Lenox Pct. 007	5	6	10	0	0	21
New Lenox Pct. 008	2	1	13	0	0	16
Total	57	106	358	0	32	553



WWW.THEWILLCOUNTYCLERK.COM

302 N. CHICAGO STREET, JOLIET, IL 60432
COCLRK@WILLCOUNTYILLINOIS.COM
815-740-4615
FAX: 815-740-4699

Official Write-In Results April 6, 2021 Consolidated Election

JOHN R. HENSON VILLAGE OF MONEE - TRUSTEE

PRECINCTS	VOTE BY MAIL	EARLY VOTING	ELECTION DAY	PROVISIONAL	POSTMARKED VBM	TOTAL VOTES
Monee Pct. 001	0	0	0	0	0	0
Monee Pct. 003	2	26	90	0	1	119
Monee Pct. 004	3	17	124	0	0	144
Monee Pct. 008	0	2	74	0	0	76
Total	5	45	288	0	1	339



WWW.THEWILLCOUNTYCLERK.COM

302 N. CHICAGO STREET, JOLIET, IL 60432
COCLRK@WILLCOUNTYILLINOIS.COM
815-740-4615
FAX: 815-740-4699

**Official Write-In Results
April 6, 2021 Consolidated Election**

**KAREN A. LeCLAIRE
VILLAGE OF PEOTONE - CLERK**

PRECINCTS	VOTE BY MAIL	EARLY VOTING	ELECTION DAY	PROVISIONAL	POSTMARKED VBM	TOTAL VOTES
Peotone Pct. 001	0	0	7	0	0	7
Peotone Pct. 002	2	0	6	0	0	8
Will Pct. 001	0	0	0	0	0	0
Total	2	0	13	0	0	15



302 N. CHICAGO STREET, JOLIET, IL 60432
 COCLRK@WILLCOUNTYILLINOIS.COM
 815-740-4615
 FAX: 815-740-4699

WWW.THEWILLCOUNTYCLERK.COM

**Official Write-In Results
 April 6, 2021 Consolidated Election**

**FELIX GEORGE
 DUPAGE TOWNSHIP - SUPERVISOR**

PRECINCTS	VOTE BY MAIL	EARLY VOTING	ELECTION DAY	PROVISIONAL	POSTMARKED VBM	TOTAL VOTES
DuPage Pct. 001	0	0	6	0	0	6
DuPage Pct. 002	0	0	0	0	0	0
DuPage Pct. 003	0	0	3	0	0	3
DuPage Pct. 004	0	1	0	0	0	1
DuPage Pct. 005	2	2	2	0	0	6
DuPage Pct. 006	3	8	4	0	1	16
DuPage Pct. 007	0	0	0	0	0	0
DuPage Pct. 008	5	9	7	0	0	21
DuPage Pct. 009	3	0	1	0	4	8
DuPage Pct. 010	4	2	3	0	0	9
DuPage Pct. 011	3	10	14	0	0	27
DuPage Pct. 012	6	7	9	0	4	26
DuPage Pct. 013	7	10	5	0	2	24
DuPage Pct. 014	2	4	10	0	3	19
DuPage Pct. 015	2	7	5	0	1	15
DuPage Pct. 016	0	1	0	0	1	2
DuPage Pct. 017	0	1	7	0	0	8
DuPage Pct. 018	5	13	7	0	0	25
DuPage Pct. 019	1	5	2	0	3	11
DuPage Pct. 020	1	4	0	0	0	5
DuPage Pct. 021	3	5	5	0	0	13
DuPage Pct. 022	6	8	0	0	1	15
DuPage Pct. 023	3	2	0	0	0	5
DuPage Pct. 024	0	1	1	0	4	6
DuPage Pct. 025	2	5	6	0	0	13
DuPage Pct. 026	5	2	11	0	0	18
DuPage Pct. 027	1	4	7	0	6	18
DuPage Pct. 028	0	10	4	0	0	14
DuPage Pct. 029	0	2	1	0	0	3
DuPage Pct. 030	2	0	1	0	0	3
DuPage Pct. 031	0	4	3	0	0	7
DuPage Pct. 032	0	2	11	0	0	13
DuPage Pct. 033	0	0	3	0	0	3
DuPage Pct. 034	0	0	0	0	2	2
DuPage Pct. 035	0	0	1	0	0	1
DuPage Pct. 036	1	3	7	0	0	11
DuPage Pct. 037	0	0	4	0	0	4
Total	67	132	150	0	32	381



WWW.THEWILLCOUNTYCLERK.COM

302 N. CHICAGO STREET, JOLIET, IL 60432
COCLRK@WILLCOUNTYILLINOIS.COM
815-740-4615
FAX: 815-740-4699

Official Write-In Results
April 6, 2021 Consolidated Election

ANN ROSENBERG
PEOTONE TOWNSHIP - TRUSTEE

Table with 7 columns: PRECINCTS, VOTE BY MAIL, EARLY VOTING, ELECTION DAY, PROVISIONAL, POSTMARKED VBM, TOTAL VOTES. Rows include Peotone Pct. 001, Peotone Pct. 002, and Total.



WWW.THEWILLCOUNTYCLERK.COM

302 N. CHICAGO STREET, JOLIET, IL 60432
COCLRK@WILLCOUNTYILLINOIS.COM
815-740-4615
FAX: 815-740-4699

**Official Write-In Results
April 6, 2021 Consolidated Election**

**PAT LATHAM
PEOTONE TOWNSHIP - TRUSTEE**

PRECINCTS	VOTE BY MAIL	EARLY VOTING	ELECTION DAY	PROVISIONAL	POSTMARKED VBM	TOTAL VOTES
Peotone Pct. 001	0	0	0	0	2	2
Peotone Pct. 002	0	0	1	0	0	1
Total	0	0	1	0	2	3



WWW.THEWILLCOUNTYCLERK.COM

302 N. CHICAGO STREET, JOLIET, IL 60432
 COCLRK@WILLCOUNTYILLINOIS.COM
 815-740-4615
 FAX: 815-740-4699

Official Write-In Results April 6, 2021 Consolidated Election

AL TINSLEY PLAINFIELD TOWNSHIP - SUPERVISOR

PRECINCTS	VOTE BY MAIL	EARLY VOTING	ELECTION DAY	PROVISIONAL	POSTMARKED VBM	TOTAL VOTES
Plainfield Pct. 001	2	4	16	0	2	24
Plainfield Pct. 002	2	1	13	0	4	20
Plainfield Pct. 003	6	6	7	0	0	19
Plainfield Pct. 004	0	0	0	0	0	0
Plainfield Pct. 005	3	0	0	0	1	4
Plainfield Pct. 006	0	1	7	0	0	8
Plainfield Pct. 007	0	0	1	0	0	1
Plainfield Pct. 008	6	3	28	0	3	40
Plainfield Pct. 009	7	2	14	0	1	24
Plainfield Pct. 010	0	8	21	1	2	32
Plainfield Pct. 011	0	0	0	0	0	0
Plainfield Pct. 012	0	2	3	0	2	7
Plainfield Pct. 013	9	4	12	0	0	25
Plainfield Pct. 014	8	17	35	0	9	69
Plainfield Pct. 015	12	4	12	0	2	30
Plainfield Pct. 016	5	0	7	0	2	14
Plainfield Pct. 017	0	2	1	0	0	3
Plainfield Pct. 018	0	0	4	0	1	5
Plainfield Pct. 019	2	0	2	0	4	8
Plainfield Pct. 020	3	1	4	0	0	8
Plainfield Pct. 021	4	2	1	0	0	7
Plainfield Pct. 022	0	4	5	0	3	12
Plainfield Pct. 023	1	0	4	0	0	5
Plainfield Pct. 024	3	3	0	0	1	7
Plainfield Pct. 025	2	1	6	0	0	9
Plainfield Pct. 026	2	1	0	0	0	3
Plainfield Pct. 027	4	0	3	0	0	7
Plainfield Pct. 028	0	0	2	0	0	2
Plainfield Pct. 029	0	0	1	0	0	1
Plainfield Pct. 030	0	0	8	0	2	10
Plainfield Pct. 031	1	1	7	0	0	9
Plainfield Pct. 032	0	1	1	0	0	2
Plainfield Pct. 033	1	0	0	0	0	1
Plainfield Pct. 034	0	0	0	0	0	0
Plainfield Pct. 035	4	0	3	0	0	7
Total	87	68	228	1	39	423



WWW.THEWILLCOUNTYCLERK.COM

302 N. CHICAGO STREET, JOLIET, IL 60432

COCLRK@WILLCOUNTYILLINOIS.COM

815-740-4615

FAX: 815-740-4699

**Official Write-In Results
April 6, 2021 Consolidated Election**

**LaSHAUNDA HILL
CRETE RURAL PARK DISTRICT COMMISSIONER**

PRECINCTS	VOTE BY MAIL	EARLY VOTING	ELECTION DAY	PROVISIONAL	POSTMARKED VBM	TOTAL VOTES
Crete Pct. 001	2	1	1	0	0	4
Crete Pct. 005	0	0	0	0	0	0
Crete Pct. 006	2	0	3	0	1	6
Crete Pct. 007	0	0	2	0	0	2
Crete Pct. 008	0	0	0	0	0	0
Crete Pct. 009	0	0	0	0	0	0
Crete Pct. 010	0	0	0	0	0	0
Crete Pct. 011	0	2	0	0	0	2
Crete Pct. 012	0	0	0	0	0	0
Total	4	3	6	0	1	14



302 N. CHICAGO STREET, JOLIET, IL 60432
COCLRK@WILLCOUNTYILLINOIS.COM
815-740-4615
FAX: 815-740-4699

WWW.THEWILLCOUNTYCLERK.COM

Official Write-In Results April 6, 2021 Consolidated Election

JOE GRISSON III FOX VALLEY PARK DISTRICT COMMISSIONER

PRECINCTS	VOTE BY MAIL	EARLY VOTING	ELECTION DAY	PROVISIONAL	POSTMARKED VBM	TOTAL VOTES
Wheatland Pct. 031	0	0	0	0	0	0
Wheatland Pct. 032	0	0	1	0	1	2
Wheatland Pct. 033	0	2	0	0	0	2
Wheatland Pct. 034	0	0	2	0	1	3
Total	0	2	3	0	2	7



**Official Write-In Results
April 6, 2021 Consolidated Election**

**COLETTE SAFFORD
PLAINFIELD TOWNSHIP PARK DISTRICT COMMISSIONER**

PRECINCTS	VOTE BY MAIL	EARLY VOTING	ELECTION DAY	PROVISIONAL	POSTMARKED VBM	TOTAL VOTES
Plainfield Pct. 001	0	0	0	0	0	0
Plainfield Pct. 002	0	0	0	0	0	0
Plainfield Pct. 003	0	0	0	0	0	0
Plainfield Pct. 004	0	0	0	0	0	0
Plainfield Pct. 005	0	0	0	0	0	0
Plainfield Pct. 006	0	0	0	0	0	0
Plainfield Pct. 007	0	0	0	0	0	0
Plainfield Pct. 008	0	0	0	0	0	0
Plainfield Pct. 009	0	0	0	0	0	0
Plainfield Pct. 010	0	0	0	0	0	0
Plainfield Pct. 011	0	0	0	0	0	0
Plainfield Pct. 012	0	0	0	0	0	0
Plainfield Pct. 013	0	0	0	0	0	0
Plainfield Pct. 014	0	0	2	0	0	2
Plainfield Pct. 015	0	0	1	0	0	1
Plainfield Pct. 016	0	0	0	0	0	0
Plainfield Pct. 017	0	0	0	0	0	0
Plainfield Pct. 018	0	0	0	0	0	0
Plainfield Pct. 019	0	0	1	0	0	1
Plainfield Pct. 020	0	0	0	0	0	0
Plainfield Pct. 021	0	0	0	0	0	0
Plainfield Pct. 022	0	0	0	0	0	0
Plainfield Pct. 023	0	0	0	0	0	0
Plainfield Pct. 024	0	0	0	0	0	0
Plainfield Pct. 025	0	1	1	0	0	2
Plainfield Pct. 026	0	1	0	0	0	1
Plainfield Pct. 027	2	0	0	0	0	2
Plainfield Pct. 028	0	0	0	0	0	0
Plainfield Pct. 029	0	0	0	0	0	0
Plainfield Pct. 030	0	0	3	0	0	3
Plainfield Pct. 031	0	0	0	0	0	0
Plainfield Pct. 032	0	0	0	0	0	0
Plainfield Pct. 033	0	0	0	0	0	0
Plainfield Pct. 034	1	1	1	0	0	3
Plainfield Pct. 035	0	0	1	0	0	1
Wheatland Pct. 001	0	0	0	0	0	0
Wheatland Pct. 016	0	0	0	0	0	0
Wheatland Pct. 023	0	0	3	0	1	4
Wheatland Pct. 025	0	0	0	0	0	0
Wheatland Pct. 026	0	0	0	0	0	0
Wheatland Pct. 028	0	0	0	0	0	0
Wheatland Pct. 029	0	0	1	0	0	1
Wheatland Pct. 030	0	3	0	0	0	3
Total	3	6	14	0	1	24



302 N. CHICAGO STREET, JOLIET, IL 60432

WWW.THEWILLCOUNTYCLERK.COM

COCLRK@WILLCOUNTYILLINOIS.COM
815-740-4615
FAX: 815-740-4699

**Official Write-In Results
April 6, 2021 Consolidated Election**

**SHEILA A BARTLETT
PEOTONE PUBLIC LIBRARY - TRUSTEE UNEXP 2 YR TERM**

PRECINCTS	VOTE BY MAIL	EARLY VOTING	ELECTION DAY	PROVISIONAL	POSTMARKED VBM	TOTAL VOTES
Green Garden Pct. 001	0	0	0	0	0	0
Green Garden Pct. 002	2	0	0	0	0	0
Monee Pct. 001	0	0	0	0	0	0
Monee Pct. 003	4	4	7	0	0	15
Monee Pct. 004	2	10	6	0	0	18
Monee Pct. 008	1	5	16	0	0	22
Peotone Pct. 001	0	0	1	0	0	1
Peotone Pct. 002	1	0	0	0	0	1
Will Pct. 001	0	0	1	0	0	1
Wilton Pct. 001	0	0	0	0	0	0
Total	10	19	31	0	0	58



WWW.THEWILLCOUNTYCLERK.COM

302 N. CHICAGO STREET, JOLIET, IL 60432
COCLRK@WILLCOUNTYILLINOIS.COM
815-740-4615
FAX: 815-740-4699

Official Write-In Results
April 6, 2021 Consolidated Election

FELICIA M. RANGEL
VILLAGE OF PARK FOREST LIBRARY - TRUSTEE

Table with 7 columns: PRECINCTS, VOTE BY MAIL, EARLY VOTING, ELECTION DAY, PROVISIONAL, POSTMARKED VBM, TOTAL VOTES. Rows include Crete Pct. 001, Monee Pct. 001, Monee Pct. 002, and Total.



LAUREN STALEY FERRY
WILL COUNTY CLERK

WWW.THEWILLCOUNTYCLERK.COM

302 N. CHICAGO STREET, JOLIET, IL 60432
COCLRK@WILLCOUNTYILLINOIS.COM
815-740-4615
FAX: 815-740-4699

Official Write-In Results
April 6, 2021 Consolidated Election

BRANDT COMPTON
CHANNAHON SCHOOL DISTRICT NO. 17 SCHOOL BOARD

PRECINCTS	VOTE BY MAIL	EARLY VOTING	ELECTION DAY	PROVISIONAL	POSTMARKED VBM	TOTAL VOTES
Channahon Pct. 001	0	0	0	0	0	0
Channahon Pct. 002	0	0	2	0	0	2
Channahon Pct. 003	0	0	3	0	0	3
Channahon Pct. 004	0	0	0	0	0	0
Channahon Pct. 005	1	0	0	0	0	1
Total	1	0	5	0	0	6



WWW.THEWILLCOUNTYCLERK.COM

302 N. CHICAGO STREET, JOLIET, IL 60432
COCLRK@WILLCOUNTYILLINOIS.COM
815-740-4615
FAX: 815-740-4699

**Official Write-In Results
April 6, 2021 Consolidated Election**

**NICK MACHOLZ
ROCKDALE SCHOOL DISTRICT NO. 84 SCHOOL BOARD**

PRECINCTS	VOTE BY MAIL	EARLY VOTING	ELECTION DAY	PROVISIONAL	POSTMARKED VBM	TOTAL VOTES
Joliet Pct. 024	0	0	0	0	0	0
Joliet Pct. 025	0	0	0	0	0	0
Joliet Pct. 031	0	0	0	0	0	0
Joliet Pct. 033	1	0	4	0	1	6
Total	1	0	4	0	1	6



WWW.THEWILLCOUNTYCLERK.COM

302 N. CHICAGO STREET, JOLIET, IL 60432
COCLRK@WILLCOUNTYILLINOIS.COM
815-740-4615
FAX: 815-740-4699

Official Write-In Results
April 6, 2021 Consolidated Election

GERRY PHILLIPS
ROCKDALE SCHOOL DISTRICT NO. 84 SCHOOL BOARD

Table with 7 columns: PRECINCTS, VOTE BY MAIL, EARLY VOTING, ELECTION DAY, PROVISIONAL, POSTMARKED VBM, TOTAL VOTES. Rows include Joliet Pct. 024, 025, 031, 033, and Total.



WWW.THEWILLCOUNTYCLERK.COM

302 N. CHICAGO STREET, JOLIET, IL 60432
COCLRK@WILLCOUNTYILLINOIS.COM
815-740-4615
FAX: 815-740-4699

**Official Write-In Results
April 6, 2021 Consolidated Election**

**JESSICA L. STROTE
TAFT SCHOOL DISTRICT NO. 90 SCHOOL BOARD**

PRECINCTS	VOTE BY MAIL	EARLY VOTING	ELECTION DAY	PROVISIONAL	POSTMARKED VBM	TOTAL VOTES
Lockport Pct. 016	2	1	5	0	2	10
Lockport Pct. 018	14	7	13	0	3	37
Lockport Pct. 024	0	0	0	0	0	0
Total	16	8	18	0	5	47



WWW.THEWILLCOUNTYCLERK.COM

302 N. CHICAGO STREET, JOLIET, IL 60432
COCLRK@WILLCOUNTYILLINOIS.COM
815-740-4615
FAX: 815-740-4699

**Official Write-In Results
April 6, 2021 Consolidated Election**

**CHRISTINE JELINEK
TAFT SCHOOL DISTRICT NO. 90 SCHOOL BOARD MEMBER**

PRECINCTS	VOTE BY MAIL	EARLY VOTING	ELECTION DAY	PROVISIONAL	POSTMARKED VBM	TOTAL VOTES
Lockport Pct. 016	2	1	5	0	2	10
Lockport Pct. 018	12	8	11	0	2	33
Lockport Pct. 024	0	0	0	0	0	0
Total	14	9	16	0	4	43



WWW.THEWILLCOUNTYCLERK.COM

302 N. CHICAGO STREET, JOLIET, IL 60432
COCLRK@WILLCOUNTYILLINOIS.COM
815-740-4615
FAX: 815-740-4699

**Official Write-In Results
April 6, 2021 Consolidated Election**

**LINDSEY UDELL
TAFT SCHOOL DISTRICT NO. 90 SCHOOL BOARD**

PRECINCTS	VOTE BY MAIL	EARLY VOTING	ELECTION DAY	PROVISIONAL	POSTMARKED VBM	TOTAL VOTES
Lockport Pct. 016	2	1	3	0	2	8
Lockport Pct. 018	3	3	9	0	1	16
Lockport Pct. 024	0	0	0	0	0	0
Total	5	4	12	0	3	24



WWW.THEWILLCOUNTYCLERK.COM

302 N. CHICAGO STREET, JOLIET, IL 60432
 COCLRK@WILLCOUNTYILLINOIS.COM
 815-740-4615
 FAX: 815-740-4699

**Official Write-In Results
 April 6, 2021 Consolidated Election**

DOREEN SWEIS

WILL COUNTY DISTRICT NO. 92 SCHOOL BOARD - UNEXP 2YR TERM

PRECINCTS	VOTE BY MAIL	EARLY VOTING	ELECTION DAY	PROVISIONAL	POSTMARKED VBM	TOTAL VOTES
DuPage Pct. 033	0	0	0	0	0	0
Homer Pct. 001	0	0	0	0	0	0
Homer Pct. 002	3	0	6	0	0	9
Homer Pct. 003	0	0	0	0	0	0
Homer Pct. 007	0	0	4	0	0	4
Homer Pct. 010	0	0	0	0	0	0
Homer Pct. 013	1	0	5	0	0	6
Lockport Pct. 004	0	0	0	0	0	0
Lockport Pct. 005	0	0	2	0	0	2
Lockport Pct. 010	0	0	17	0	2	19
Lockport Pct. 012	0	0	0	0	0	0
Total	4	0	34	0	2	40



WWW.THEWILLCOUNTYCLERK.COM

302 N. CHICAGO STREET, JOLIET, IL 60432
COCLRK@WILLCOUNTYILLINOIS.COM
815-740-4615
FAX: 815-740-4699

Official Write-In Results April 6, 2021 Consolidated Election

BRENDA MITCHELL

CRETE-MONEE SCHOOL DISTRICT 201-U, SUBDISTRICT 3 SCHOOL BOARD

PRECINCTS	VOTE BY MAIL	EARLY VOTING	ELECTION DAY	PROVISIONAL	POSTMARKED VBM	TOTAL VOTES
Monee Pct. 001	1	0	0	0	0	1
Monee Pct. 002	0	0	1	0	0	1
Monee Pct. 003	0	0	0	0	0	0
Monee Pct. 005	0	0	0	0	0	0
Monee Pct. 006	0	0	0	0	0	0
Total	1	0	1	0	0	2



WWW.THEWILLCOUNTYCLERK.COM

302 N. CHICAGO STREET, JOLIET, IL 60432
COCLRK@WILLCOUNTYILLINOIS.COM
815-740-4615
FAX: 815-740-4699

Official Write-In Results
April 6, 2021 Consolidated Election

KATRINA JONES

CRETE-MONEE SCHOOL DISTRICT 201-U, SUBDISTRICT 3 SCHOOL BOARD

Table with 7 columns: PRECINCTS, VOTE BY MAIL, EARLY VOTING, ELECTION DAY, PROVISIONAL, POSTMARKED VBM, TOTAL VOTES. Rows include Monee Pct. 001-006 and a Total row.



WWW.THEWILLCOUNTYCLERK.COM

302 N. CHICAGO STREET, JOLIET, IL 60432
COCLRK@WILLCOUNTYILLINOIS.COM
815-740-4615
FAX: 815-740-4699

**Official Write-In Results
April 6, 2021 Consolidated Election**

**TIFANNI STERDIVANT
CRETE-MONEE SCHOOL DISTRICT 201-U, SUBDISTRICT 6 SCHOOL BOARD**

PRECINCTS	VOTE BY MAIL	EARLY VOTING	ELECTION DAY	PROVISIONAL	POSTMARKED VBM	TOTAL VOTES
Crete Pct. 005	1	2	2	0	2	7
Crete Pct. 006	6	3	1	0	0	10
Crete Pct. 007	0	4	2	0	1	7
Crete Pct. 012	0	0	0	0	0	0
Total	7	9	5	0	3	24

MISCELLANEOUS REFERENDA



LAUREN STALEY FERRY

WILL COUNTY CLERK

thewillcountyclerk.com

VILLAGE OF BOLINGBROOK TRUSTEE			VILLAGE OF BOLINGBROOK - GARBAGE FEES		
VOTE FOR NOT MORE THAN 3			VOTE FOR NOT MORE THAN 1		
01 = JOSE QUINTERO	3,543	11.66	12 = YES*	7,291	69.48
02 = MELISA QUINONES	3,546	11.67	13 = NO	3,202	30.52
03 = RONDEL PARKER	3,437	11.31	14 = OVER VOTES	14	
04 = MICHAEL T. LAWLER	4,691	15.44	15 = UNDER VOTES	670	
05 = TROY J. DORIS	4,475	14.73			
06 = MARIA A. ZARATE	4,205	13.84			
07 = INEZ A. FLORES	2,148	7.07			
08 = PATTI M. CHOW	2,335	7.68			
09 = MERAJ ALAM	2,009	6.61			
10 = OVER VOTES	42				
11 = UNDER VOTES	3,016				

	01	02	03	04	05	06	07	08	09	10	11	12	13	14	15
0022 DU PAGE PCT 004	128	124	119	113	109	101	30	40	25	1	69	191	80	0	16
0023 DU PAGE PCT 005	109	112	107	177	167	149	55	49	37	1	55	229	89	0	22
0024 DU PAGE PCT 006	111	111	101	173	173	158	65	72	47	1	81	227	114	1	23
0026 DU PAGE PCT 008	117	120	115	147	139	124	94	86	83	0	145	234	127	0	29
0027 DU PAGE PCT 009	89	96	89	121	119	117	51	53	43	1	44	189	68	1	17
0028 DU PAGE PCT 010	153	159	154	157	150	151	144	153	142	6	143	320	151	0	37
0029 DU PAGE PCT 011	113	117	119	167	146	139	68	70	49	0	101	244	99	0	20
0030 DU PAGE PCT 012	86	85	84	165	166	156	54	59	43	1	107	212	108	0	16
0031 DU PAGE PCT 013	129	133	118	148	152	150	64	66	51	0	84	224	110	1	30
0032 DU PAGE PCT 014	131	126	121	181	168	160	76	124	91	1	115	301	104	1	26
0033 DU PAGE PCT 015	127	127	112	149	140	136	76	85	68	0	90	236	115	0	19
0034 DU PAGE PCT 016	195	186	200	154	148	131	76	75	74	2	111	306	109	0	37
0035 DU PAGE PCT 017	144	134	138	150	161	136	152	142	115	3	93	314	118	1	25
0036 DU PAGE PCT 018	122	131	120	155	151	142	66	81	60	2	97	242	118	0	17
0037 DU PAGE PCT 019	94	95	94	147	142	139	58	67	57	1	91	201	106	1	21
0038 DU PAGE PCT 020	105	95	96	101	93	85	48	52	42	1	90	187	72	1	10
0039 DU PAGE PCT 021	80	81	86	143	132	124	85	75	60	1	106	199	102	0	24
0040 DU PAGE PCT 022	105	104	92	206	192	193	63	60	54	2	125	254	131	0	15
0041 DU PAGE PCT 023	138	128	135	197	200	180	111	132	106	3	140	338	124	0	30
0042 DU PAGE PCT 024	120	124	127	125	119	112	70	80	68	0	66	233	91	1	12
0043 DU PAGE PCT 025	105	101	98	128	120	106	64	75	54	2	85	218	75	0	21
0044 DU PAGE PCT 026	91	96	84	143	121	114	61	57	44	1	77	187	96	1	13
0045 DU PAGE PCT 027	135	138	144	106	92	89	71	69	72	2	110	245	84	0	15
0046 DU PAGE PCT 028	78	86	75	127	117	109	52	64	52	1	83	180	78	0	24
0047 DU PAGE PCT 029	124	123	104	197	193	176	82	111	120	2	141	301	125	0	33
0048 DU PAGE PCT 030	112	100	102	97	92	78	64	72	60	1	108	183	88	1	24
0049 DU PAGE PCT 031	70	77	73	148	140	138	44	40	40	1	64	169	86	3	21
0050 DU PAGE PCT 032	0	0	0	0	0	0	0	0	0	0	0	0	0	0	0
0051 DU PAGE PCT 033	0	0	0	0	0	0	0	0	0	0	0	0	0	0	0
0284 WHEATLAND PCT 019	134	134	135	150	134	133	47	53	57	0	76	224	109	0	18
0287 WHEATLAND PCT 022	159	151	138	260	248	239	68	75	84	4	153	354	157	1	17
0292 WHEATLAND PCT 027	139	152	157	259	251	240	89	98	111	1	166	349	168	0	38

I, the undersigned do hereby certify that on April 27, 2021, I canvassed the returns of an election held on April 6, 2021 for **VILLAGE OF BOLINGBROOK** and I proclaim that a total of **11,455** voters requested and received ballots and I do further certify that the following Question of Public Policy did receive the number of votes herein recorded and has **PASSED**.

Shall the Village of Bolingbrook rescind the approximately 40% tax increase for fees to collect garbage?

I further certify that the above is a true and complete Abstract of Votes and was prepared in my presence on April 27, 2021.

Lauren Staley Ferry
 Lauren Staley Ferry, County Clerk
 The County of Will, Illinois

		VOTES		PERCENT				VOTES		PERCENT	
VILLAGE OF BOLINGBROOK - VIDEO GAMING											
VOTE FOR NOT MORE THAN 1											
01 = YES		4,711		44.41		VILLAGE OF BOLINGBROOK - HOTEL TAX					
02 = NO*		5,897		55.59		VOTE FOR NOT MORE THAN 1					
03 = OVER VOTES		6				05 = YES*		8,436		79.68	
04 = UNDER VOTES		563				06 = NO		2,152		20.32	
						07 = OVER VOTES		8			
						08 = UNDER VOTES		581			
		01	02	03	04	05	06	07	08		
0022 DU PAGE PCT 004		100	173	0	14	217	57	1	12		
0023 DU PAGE PCT 005		144	181	1	14	245	80	0	15		
0024 DU PAGE PCT 006		149	196	0	20	271	75	0	19		
0026 DU PAGE PCT 008		150	217	0	23	299	67	0	24		
0027 DU PAGE PCT 009		97	169	0	9	206	59	0	10		
0028 DU PAGE PCT 010		218	257	0	33	396	78	1	33		
0029 DU PAGE PCT 011		136	214	0	13	288	59	1	15		
0030 DU PAGE PCT 012		121	200	0	15	256	67	0	13		
0031 DU PAGE PCT 013		143	192	1	29	268	69	0	28		
0032 DU PAGE PCT 014		177	226	0	29	310	93	2	27		
0033 DU PAGE PCT 015		161	195	0	14	265	90	0	15		
0034 DU PAGE PCT 016		201	224	0	27	325	98	0	29		
0035 DU PAGE PCT 017		226	207	0	25	362	68	0	28		
0036 DU PAGE PCT 018		175	177	0	25	290	61	1	25		
0037 DU PAGE PCT 019		145	159	1	24	264	46	0	19		
0038 DU PAGE PCT 020		117	139	0	14	194	58	0	18		
0039 DU PAGE PCT 021		144	167	0	14	249	59	0	17		
0040 DU PAGE PCT 022		189	194	0	17	277	103	0	20		
0041 DU PAGE PCT 023		213	251	0	28	375	91	0	26		
0042 DU PAGE PCT 024		145	181	0	11	269	60	0	8		
0043 DU PAGE PCT 025		155	146	0	13	237	64	0	13		
0044 DU PAGE PCT 026		128	164	0	5	214	79	0	4		
0045 DU PAGE PCT 027		152	174	0	18	266	57	0	21		
0046 DU PAGE PCT 028		122	144	1	15	208	53	0	21		
0047 DU PAGE PCT 029		208	224	0	27	342	92	0	25		
0048 DU PAGE PCT 030		136	145	1	14	233	48	0	15		
0049 DU PAGE PCT 031		101	167	1	10	207	59	1	12		
0050 DU PAGE PCT 032		0	0	0	0	0	0	0	0		
0051 DU PAGE PCT 033		0	0	0	0	0	0	0	0		
0284 WHEATLAND PCT 019		118	219	0	14	262	72	0	17		
0287 WHEATLAND PCT 022		200	312	0	17	417	94	1	17		
0292 WHEATLAND PCT 027		240	283	0	32	424	96	0	35		

I, the undersigned do hereby certify that on April 27, 2021, I canvassed the returns of an election held on April 6, 2021 for **VILLAGE OF BOLINGBROOK** and I proclaim that a total of **11,455** voters requested and received ballots and I do further certify that the following Question of Public Policy did receive the number of votes herein recorded and has **FAILED**.

Shall the Village of Bolingbrook allow video gaming to operate within the Village of Bolingbrook?

I further certify that the above is a true and complete Abstract of Votes and was prepared in my presence on April 27, 2021.

Lauren Staley Ferry
 Lauren Staley Ferry, County Clerk
 The County of Will, Illinois

I, the undersigned do hereby certify that on April 27, 2021, I canvassed the returns of an election held on April 6, 2021 for **VILLAGE OF BOLINGBROOK** and I proclaim that a total of **11,455** voters requested and received ballots and I do further certify that the following Question of Public Policy did receive the number of votes herein recorded and has **PASSED**.

Shall the Village of Bolingbrook use hotel/motel tax revenue to promote tourism, and to support local leisure, recreational and cultural programs and events?

I further certify that the above is a true and complete Abstract of Votes and was prepared in my presence on April 27, 2021.

Lauren Staley Ferry
 Lauren Staley Ferry, County Clerk
 The County of Will, Illinois

V Bolingbrook Prop 6030 - Video Gaming

Vote for ONE

Reg Vtrs: 1,202

Precincts 4

	80048	80049	80093	80128	Total
Yes	25	70	17	11	123
No	39	78	18	7	142
Registered Voters	284	699	152	67	1,202
Ballots Counted	68	155	36	19	278

DuPage County, Illinois

Total votes: 265

Ballots Counted: 278

V Bolingbrook Prop 6031 - Hotel/Motel Tax

Vote for ONE

Reg Vtrs: 1,202

Precincts 4

	80048	80049	80093	80128	Total
Yes	48	107	30	17	202
No	16	40	5	1	62
Registered Voters	284	699	152	67	1,202
Ballots Counted	68	155	36	19	278

Total votes: 264

Ballots Counted: 278

V Bolingbrook Prop 6032 - Rescind Garbage Tax

Vote for ONE

Reg Vtrs: 1,202

Precincts 4

	80048	80049	80093	80128	Total
Yes	49	105	23	16	193
No	15	43	10	2	70
Registered Voters	284	699	152	67	1,202
Ballots Counted	68	155	36	19	278

Total votes: 263

Ballots Counted: 278

VILLAGE MONEE - LIBRARY FACILITY

VOTE FOR NOT MORE THAN 1
01 = YES*
02 = NO
03 = OVER VOTES
04 = UNDER VOTES

VOTES PERCENT

VILLAGE MONEE - TAXPAYER ADVOCATE

VOTE FOR NOT MORE THAN 1
05 = YES
06 = NO*
07 = OVER VOTES
08 = UNDER VOTES

VOTES PERCENT


0172 MONEE PCT 001
0174 MONEE PCT 003
0175 MONEE PCT 004
0179 MONEE PCT 008

	01	02	03	04	05	06	07	08
	0	0	0	0	0	0	0	0
	140	156	0	31	125	169	0	33
	244	165	0	23	198	204	0	30
	103	89	0	18	87	101	0	22

I, the undersigned do hereby certify that on April 27, 2021, I canvassed the returns of an election held on April 6, 2021 for VILLAGE OF MONEE and I proclaim that a total of **969** voters requested and received ballots and I do further certify that the following Question of Public Policy did receive the number of votes herein recorded and has **PASSED**.

Should the Village elected officials continue its efforts to have a library facility located within its corporate boundaries.


I further certify that the above is a true and complete Abstract of Votes and was prepared in my presence on April 27, 2021.


Lauren Staley Ferry, County Clerk
The County of Will, Illinois

I, the undersigned do hereby certify that on April 27, 2021, I canvassed the returns of an election held on April 6, 2021 for VILLAGE OF MONEE and I proclaim that a total of **969** voters requested and received ballots and I do further certify that the following Question of Public Policy did receive the number of votes herein recorded and has **FAILED**.

Shall the elected office of a Taxpayer Advocate be established in the Village of Monee whose functions will include assisting Monee taxpayer in preparing property tax appeals, advocating for property tax relief and organizing taxpayer education programs. The Taxpayer Advocate shall hold the office for a four (4) year term until a successor is elected. Any qualified Village of Monee elector is eligible for this office.

I further certify that the above is a true and complete Abstract of Votes and was prepared in my presence on April 27, 2021.


Lauren Staley Ferry, County Clerk
The County of Will, Illinois

ABSTRACT OF VOTES

RUN DATE:04/21/21 12:30 PM

WILL COUNTY, ILLINOIS
CONSOLIDATED ELECTION
APRIL 6, 2021

OFFICIAL RESULTS

REPORT-EL86 PAGE 039

VILLAGE OF STEGER REFERENDUM

VOTES PERCENT

VOTES PERCENT

VOTE FOR NOT MORE THAN 1
01 = YES
02 = NO

226 42.24 03 = OVER VOTES
309 57.76 04 = UNDER VOTES

0
50

	01	02	03	04
0006 CRETE PCT 001	0	2	0	0
0007 CRETE PCT 002	90	115	0	8
0008 CRETE PCT 003	125	175	0	35
0009 CRETE PCT 004	11	17	0	7

This political subdivision has been canvassed by the election authority in which their principal office is located.

ABSTRACT OF VOTES

RUN DATE:04/21/21 12:30 PM

WILL COUNTY, ILLINOIS
 CONSOLIDATED ELECTION
 APRIL 6, 2021

OFFICIAL RESULTS

REPORT-EL86 PAGE 044

	VOTES	PERCENT		VOTES	PERCENT											
01 = BALLOTS CAST	0		VILLAGE OF WOODRIDGE TRUSTEE													
VILLAGE OF WOODRIDGE MAYOR			VOTE FOR NOT MORE THAN 3													
VOTE FOR NOT MORE THAN 1			08 = KALESHIA "KAY" PAGE	0												
02 = GINA CUNNINGHAM-PICEK	0		09 = MIKE KRUCEK	0												
03 = OVER VOTES	0		10 = JOSEPH KAGANN	0												
04 = UNDER VOTES	0		11 = OVER VOTES	0												
VILLAGE OF WOODRIDGE CLERK			12 = UNDER VOTES	0												
VOTE FOR NOT MORE THAN 1			VILLAGE OF WOODRIDGE REFERENDUM													
05 = No Candidate	0		VOTE FOR NOT MORE THAN 1													
06 = OVER VOTES	0		13 = YES	0												
07 = UNDER VOTES	0		14 = NO	0												
			15 = OVER VOTES	0												
			16 = UNDER VOTES	0												

	01	02	03	04	05	06	07	08	09	10	11	12	13	14	15	16
0023 DU PAGE PCT 005	0	0	0	0	0	0	0	0	0	0	0	0	0	0	0	0
0051 DU PAGE PCT 033	0	0	0	0	0	0	0	0	0	0	0	0	0	0	0	0

This political subdivision has been canvassed by the election authority in which their principal office is located.


	VOTES	PERCENT		VOTES	PERCENT
01 = BALLOTS CAST	4,006		FRANKFORT PARK REFERENDUM		
FRANKFORT PARK COMMISSIONER			VOTE FOR NOT MORE THAN 1		
VOTE FOR NOT MORE THAN 4			09 = YES*	2,181	56.52
02 = THOMAS C. RUVOLI JR.	1,870	19.47	10 = NO	1,678	43.48
03 = MARK PONTON	2,005	20.88	11 = OVER VOTES	1	
04 = ELMER J. GENTRY	1,781	18.54	12 = UNDER VOTES	146	
05 = MICHAEL C. McCAREY	2,196	22.87			
06 = BARBARA J. DUTTON	1,752	18.24			
07 = OVER VOTES	5				
08 = UNDER VOTES	6,400				

	01	02	03	04	05	06	07	08	09	10	11	12
0067 FRANKFORT PCT 011	519	253	284	254	314	217	0	754	280	222	0	17
0072 FRANKFORT PCT 016	31	11	11	11	11	12	0	68	14	14	0	3
0074 FRANKFORT PCT 018	356	173	191	171	200	155	0	534	161	189	0	6
0077 FRANKFORT PCT 021	373	173	179	154	194	167	0	625	209	145	0	19
0078 FRANKFORT PCT 022	505	238	231	223	269	234	0	825	246	236	0	23
0079 FRANKFORT PCT 023	523	239	281	246	280	220	0	826	290	211	1	21
0080 FRANKFORT PCT 024	79	34	38	29	39	36	0	140	37	37	0	5
0081 FRANKFORT PCT 025	557	266	267	226	305	238	1	922	373	166	0	18
0082 FRANKFORT PCT 026	397	177	195	171	205	175	4	649	226	155	0	16
0083 FRANKFORT PCT 027	359	168	166	142	212	139	0	609	181	168	0	10
0084 FRANKFORT PCT 028	281	127	153	140	158	147	0	399	162	112	0	7
0085 GREEN GARDEN PCT 001	26	11	9	14	9	12	0	49	2	23	0	1
0172 MONEE PCT 001	0	0	0	0	0	0	0	0	0	0	0	0

I, the undersigned do hereby certify that on April 27, 2021, I canvassed the returns of an election held on April 6, 2021 for FRANKFORT PARK DISTRICT and I proclaim that a total of **4,006** voters requested and received ballots and I do further certify that the following Question of Public Policy did receive the number of votes herein recorded and has **PASSED**.

Should the Frankfort Park District, acquire and improve the site of the Borg Warner Plant, located at 300 Maple Street in Frankfort and consisting of approximately 26 acres, for the purpose of developing, improving, and operating an indoor recreational space and outdoor athletic facilities and finance the purchase and renovation of the project by issuing bonds that will result in a property tax increase?

I further certify that the above is a true and complete Abstract of Votes and was prepared in my presence on April 27, 2021.


 Lauren Staley Ferry, County Clerk
 The County of Will, Illinois

		VOTES PERCENT		VOTES PERCENT	
01 = BALLOTS CAST		4,486		CRETE-MONEE CUSD 201U REFERENDUM	
				VOTE FOR NOT MORE THAN 1	
				02 = YES	1,822 42.72
				03 = NO*	2,443 57.28
				04 = OVER VOTES	0
				05 = UNDER VOTES	221

		01	02	03	04	05
0006	CRETE PCT 001	172	82	89	0	1
0009	CRETE PCT 004	205	99	99	0	7
0010	CRETE PCT 005	243	138	89	0	16
0011	CRETE PCT 006	347	151	189	0	7
0012	CRETE PCT 007	263	104	151	0	8
0013	CRETE PCT 008	329	115	205	0	9
0014	CRETE PCT 009	292	125	165	0	2
0015	CRETE PCT 010	111	41	68	0	2
0016	CRETE PCT 011	251	84	159	0	8
0017	CRETE PCT 012	271	64	195	0	12
0172	MONEE PCT 001	145	47	91	0	7
0173	MONEE PCT 002	187	103	63	0	21
0174	MONEE PCT 003	349	82	234	0	33
0175	MONEE PCT 004	441	144	274	0	23
0176	MONEE PCT 005	183	107	48	0	28
0177	MONEE PCT 006	159	100	54	0	5
0178	MONEE PCT 007	270	153	107	0	10
0179	MONEE PCT 008	268	83	163	0	22

I, the undersigned do hereby certify that on April 27, 2021, I canvassed the returns of an election held on April 6, 2021 for **CRETE-MONEE COMMUNITY UNIT SCHOOL DISTRICT 201-U** and I proclaim that a total of **4,486** voters requested and received ballots and I do further certify that the following Question of Public Policy did receive the number of votes herein recorded and has **FAILED**.

Shall the Board of Education of Crete-Monee Community Unit School District Number 201-U, Will County, Illinois, build and equip a new elementary school building in Crete, build and equip a new elementary school building in University Park and issue bonds of said School District to the amount of \$65,250,000 for the purpose of paying the costs thereof?

I further certify that the above is a true and complete Abstract of Votes and was prepared in my presence on April 27, 2021.

Lauren Staley Ferry
 Lauren Staley Ferry, County Clerk
 The County of Will, Illinois

	VOTES	PERCENT		VOTES	PERCENT						
01 = BALLOTS CAST	1,290		WILMINGTON CUSD 209U REFERENDUM								
WILMINGTON CUSD 209-U BOARD MEMBER			VOTE FOR NOT MORE THAN 1								
VOTE FOR NOT MORE THAN 4			08 = YES*	772	63.12						
02 = TIMOTHY WARDEN CRAGG	799	24.87	09 = NO	451	36.88						
03 = PEGGY C. KUNZ	792	24.65	10 = OVER VOTES	0							
04 = KATRINA PLESE	789	24.56	11 = UNDER VOTES	67							
05 = STEPHANIE A. SOUTHALL	833	25.93									
06 = OVER VOTES	0										
07 = UNDER VOTES	1,947										

	01	02	03	04	05	06	07	08	09	10	11

0003 CHANNAHON PCT 003	3	3	3	3	3	0	0	2	1	0	0
0056 FLORENCE PCT 001	154	92	92	112	101	0	219	78	65	0	11
0265 WESLEY PCT 001	124	70	80	73	91	0	182	64	56	0	4
0301 WILMINGTON PCT 001	291	181	177	165	175	0	466	191	90	0	10
0302 WILMINGTON PCT 002	243	143	138	143	141	0	407	143	91	0	9
0303 WILMINGTON PCT 003	475	310	302	293	322	0	673	294	148	0	33

I, the undersigned do hereby certify that on April 27, 2021, I canvassed the returns of an election held on April 6, 2021 for WILMINGTON COMMUNITY UNIT SCHOOL DISTRICT 209-U and I proclaim that a total of **1,290** requested and received ballots and I do further certify that the following Question of Public Policy did receive the number of votes herein recorded and has **PASSED**.

Shall the members of the Board of Education of Wilmington Community Unit School District 209U be elected at large rather than by school board district?

I further certify that the above is a true and complete Abstract of Votes and was prepared in my presence on April 27, 2021.

Lauren Staley Ferry
 Lauren Staley Ferry, County Clerk
 The County of Will, Illinois

01 = BALLOTS CAST

VOTES PERCENT

28

OSWEGO FIRE DISTRICT REFERENDUM

VOTE FOR NOT MORE THAN 1

02 = YES

03 = NO

04 = OVER VOTES

05 = UNDER VOTES

VOTES PERCENT

6 21.43

22 78.57

0

0

	01	02	03	04	05
0266 WHEATLAND PCT 001	3	0	3	0	0
0267 WHEATLAND PCT 002	0	0	0	0	0
0276 WHEATLAND PCT 011	18	6	12	0	0
0297 WHEATLAND PCT 032	2	0	2	0	0
0299 WHEATLAND PCT 034	5	0	5	0	0

0266 WHEATLAND PCT 001	3	0	3	0	0
0267 WHEATLAND PCT 002	0	0	0	0	0
0276 WHEATLAND PCT 011	18	6	12	0	0
0297 WHEATLAND PCT 032	2	0	2	0	0
0299 WHEATLAND PCT 034	5	0	5	0	0

This political subdivision has been canvassed by the election authority in which their principal office is located.

TOTAL VOTER TURNOUT (BY PRECINCT)



LAUREN STALEY FERRY

WILL COUNTY CLERK

thewillcountyclerk.com

WITH 304 OF 304 PRECINCTS REPORTING

	TOTAL PERCENT				TOTAL PERCENT	
01 = REGISTERED VOTERS - TOTAL	464,661				03 = BALLOTS CAST - BLANK	26
02 = BALLOTS CAST - TOTAL	77,763				04 = VOTER TURNOUT - TOTAL	16.74
	01	02	03	04		
0001 CHANNAHON PCT 001	1497	.116	.0	7.75		
0002 CHANNAHON PCT 002	1813	.157	.0	8.66		
0003 CHANNAHON PCT 003	1554	.129	.0	8.30		
0004 CHANNAHON PCT 004	1311	.105	.0	8.01		
0005 CHANNAHON PCT 005	1663	.78	.0	4.69		
0006 CRETE PCT 001	1508	.201	.0	13.33		
0007 CRETE PCT 002	1531	.227	.0	14.83		
0008 CRETE PCT 003	1445	.347	.1	24.01		
0009 CRETE PCT 004	1432	.287	.0	20.04		
0010 CRETE PCT 005	1418	.243	.0	17.14		
0011 CRETE PCT 006	1457	.347	.0	23.82		
0012 CRETE PCT 007	1389	.263	.0	18.93		
0013 CRETE PCT 008	1512	.329	.0	21.76		
0014 CRETE PCT 009	1363	.292	.0	21.42		
0015 CRETE PCT 010	1117	.111	.0	9.94		
0016 CRETE PCT 011	1246	.251	.0	20.14		
0017 CRETE PCT 012	1173	.271	.0	23.10		
0018 CUSTER PCT 001	1014	.75	.0	7.40		
0019 DU PAGE PCT 001	1716	.311	.0	18.12		
0020 DU PAGE PCT 002	1509	.310	.0	20.54		
0021 DU PAGE PCT 003	1564	.351	.0	22.44		
0022 DU PAGE PCT 004	1345	.287	.0	21.34		
0023 DU PAGE PCT 005	1204	.340	.0	28.24		
0024 DU PAGE PCT 006	1254	.365	.0	29.11		
0025 DU PAGE PCT 007	1453	.326	.0	22.44		
0026 DU PAGE PCT 008	1435	.390	.0	27.18		
0027 DU PAGE PCT 009	1245	.276	.0	22.17		
0028 DU PAGE PCT 010	1702	.508	.0	29.85		
0029 DU PAGE PCT 011	1505	.363	.0	24.12		
0030 DU PAGE PCT 012	1402	.336	.0	23.97		
0031 DU PAGE PCT 013	1906	.365	.0	19.15		
0032 DU PAGE PCT 014	1569	.432	.0	27.53		
0033 DU PAGE PCT 015	1412	.370	.0	26.20		
0034 DU PAGE PCT 016	1511	.452	.0	29.91		
0035 DU PAGE PCT 017	1796	.458	.0	25.50		
0036 DU PAGE PCT 018	1537	.377	.0	24.53		
0037 DU PAGE PCT 019	1610	.329	.0	20.43		
0038 DU PAGE PCT 020	1417	.270	.0	19.05		
0039 DU PAGE PCT 021	1666	.325	.0	19.51		
0040 DU PAGE PCT 022	1772	.400	.0	22.57		
0041 DU PAGE PCT 023	2024	.492	.0	24.31		
0042 DU PAGE PCT 024	1253	.338	.0	26.98		
0043 DU PAGE PCT 025	1356	.314	.0	23.16		
0044 DU PAGE PCT 026	1386	.297	.0	21.43		
0045 DU PAGE PCT 027	1864	.344	.0	18.45		
0046 DU PAGE PCT 028	1764	.282	.0	15.99		
0047 DU PAGE PCT 029	1722	.459	.0	26.66		
0048 DU PAGE PCT 030	1446	.296	.0	20.47		
0049 DU PAGE PCT 031	901	.279	.0	30.97		
0050 DU PAGE PCT 032	1893	.146	.0	7.71		
0051 DU PAGE PCT 033	1560	.138	.0	8.85		
0052 DU PAGE PCT 034	1007	.194	.0	19.27		
0053 DU PAGE PCT 035	1259	.38	.0	3.02		
0054 DU PAGE PCT 036	1822	.178	.0	9.77		
0055 DU PAGE PCT 037	1534	.114	.0	7.43		
0056 FLORENCE PCT 001	661	.154	.0	23.30		

OFFICIAL RESULTS

WILL COUNTY, ILLINOIS
CONSOLIDATED ELECTION
APRIL 6, 2021

(TOTAL VOTER TURNOUT BY PCT)

RUN DATE:04/21/21 12:36 PM

REPORT-EL52

PAGE 0002

WITH 304 OF 304 PRECINCTS REPORTING

	TOTAL PERCENT		TOTAL PERCENT	
01 = REGISTERED VOTERS - TOTAL	464,661		03 = BALLOTS CAST - BLANK	26
02 = BALLOTS CAST - TOTAL	77,763		04 = VOTER TURNOUT - TOTAL	16.74
(CONTINUED FROM PREVIOUS PAGE)	01	02	03	04
0057 FRANKFORT PCT 001	2027	.321	.0	15.84
0058 FRANKFORT PCT 002	1639	.242	.0	14.77
0059 FRANKFORT PCT 003	1610	.248	.0	15.40
0060 FRANKFORT PCT 004	1447	.171	.0	11.82
0061 FRANKFORT PCT 005	2168	.360	.0	16.61
0062 FRANKFORT PCT 006	1346	.270	.0	20.06
0063 FRANKFORT PCT 007	1427	.244	.0	17.10
0064 FRANKFORT PCT 008	1851	.217	.0	11.72
0065 FRANKFORT PCT 009	1521	.188	.0	12.36
0066 FRANKFORT PCT 010	1515	.190	.0	12.54
0067 FRANKFORT PCT 011	2133	.532	.0	24.94
0068 FRANKFORT PCT 012	1290	.280	.0	21.71
0069 FRANKFORT PCT 013	1280	.223	.0	17.42
0070 FRANKFORT PCT 014	1513	.209	.1	13.81
0071 FRANKFORT PCT 015	1422	.164	.0	11.53
0072 FRANKFORT PCT 016	1807	.375	.0	20.75
0073 FRANKFORT PCT 017	2098	.436	.0	20.78
0074 FRANKFORT PCT 018	1356	.396	.0	29.20
0075 FRANKFORT PCT 019	1539	.216	.0	14.04
0076 FRANKFORT PCT 020	1552	.199	.0	12.82
0077 FRANKFORT PCT 021	1351	.373	.0	27.61
0078 FRANKFORT PCT 022	1369	.505	.0	36.89
0079 FRANKFORT PCT 023	1314	.526	.0	40.03
0080 FRANKFORT PCT 024	1457	.286	.0	19.63
0081 FRANKFORT PCT 025	1338	.557	.0	41.63
0082 FRANKFORT PCT 026	1480	.406	.0	27.43
0083 FRANKFORT PCT 027	1262	.359	.0	28.45
0084 FRANKFORT PCT 028	1857	.361	.0	19.44
0085 GREEN GARDEN PCT 001	1526	.338	.0	22.15
0086 GREEN GARDEN PCT 002	1568	.427	.0	27.23
0087 HOMER PCT 001	1486	.171	.0	11.51
0088 HOMER PCT 002	1684	.318	.0	18.88
0089 HOMER PCT 003	1382	.243	.0	17.58
0090 HOMER PCT 004	1517	.307	.0	20.24
0091 HOMER PCT 005	1202	.245	.0	20.38
0092 HOMER PCT 006	1423	.223	.0	15.67
0093 HOMER PCT 007	1499	.325	.0	21.68
0094 HOMER PCT 008	1427	.251	.0	17.59
0095 HOMER PCT 009	1238	.176	.0	14.22
0096 HOMER PCT 010	1715	.252	.0	14.69
0097 HOMER PCT 011	1536	.309	.0	20.12
0098 HOMER PCT 012	1594	.299	.0	18.76
0099 HOMER PCT 013	1768	.313	.0	17.70
0100 HOMER PCT 014	2424	.411	.0	16.96
0101 HOMER PCT 015	1861	.386	.0	20.74
0102 HOMER PCT 016	1488	.236	.0	15.86
0103 HOMER PCT 017	1617	.232	.0	14.35
0104 HOMER PCT 018	1971	.315	.0	15.98
0105 JACKSON PCT 001	1519	.119	.1	7.83
0106 JACKSON PCT 002	1431	.155	.0	10.83
0107 JOLIET PCT 001	1472	.149	.0	10.12
0108 JOLIET PCT 002	1027	.196	.0	19.08
0109 JOLIET PCT 003	971	.140	.0	14.42
0110 JOLIET PCT 004	1328	.183	.0	13.78
0111 JOLIET PCT 005	1158	.100	.0	8.64
0112 JOLIET PCT 006	1065	.104	.0	9.77
0113 JOLIET PCT 007	1188	.178	.0	14.98

OFFICIAL RESULTS

WILL COUNTY, ILLINOIS
 CONSOLIDATED ELECTION
 APRIL 6, 2021

(TOTAL VOTER TURNOUT BY PCT)

RUN DATE:04/21/21 12:36 PM

REPORT-EL52

PAGE 0003

WITH 304 OF 304 PRECINCTS REPORTING

	TOTAL PERCENT				TOTAL PERCENT	
01 = REGISTERED VOTERS - TOTAL	464,661				03 = BALLOTS CAST - BLANK	26
02 = BALLOTS CAST - TOTAL	77,763				04 = VOTER TURNOUT - TOTAL	16.74
(CONTINUED FROM PREVIOUS PAGE)	01	02	03	04		
0114 JOLIET PCT 008	1324	.160	. . 0	12.08		
0115 JOLIET PCT 009	1423	.125	. . 0	8.78		
0116 JOLIET PCT 010	1197	.221	. . 0	18.46		
0117 JOLIET PCT 011	1318	.173	. . 0	13.13		
0118 JOLIET PCT 012	1409	.129	. . 1	9.16		
0119 JOLIET PCT 013	1309	.123	. . 0	9.40		
0120 JOLIET PCT 014	1431	.157	. . 0	10.97		
0121 JOLIET PCT 015	1352	.132	. . 0	9.76		
0122 JOLIET PCT 016	1362	.235	. . 0	17.25		
0123 JOLIET PCT 017	1413	.305	. . 0	21.59		
0124 JOLIET PCT 018	1356	.422	. . 0	31.12		
0125 JOLIET PCT 019	1220	.251	. . 0	20.57		
0126 JOLIET PCT 020	1308	.181	. . 1	13.84		
0127 JOLIET PCT 021	1464	.321	. . 0	21.93		
0128 JOLIET PCT 022	1433	.227	. . 0	15.84		
0129 JOLIET PCT 023	1563	.164	. . 0	10.49		
0130 JOLIET PCT 024	1255	.104	. . 0	8.29		
0131 JOLIET PCT 025	1348	.191	. . 0	14.17		
0132 JOLIET PCT 026	1209	.175	. . 1	14.47		
0133 JOLIET PCT 027	715	.64	. . 0	8.95		
0134 JOLIET PCT 028	1172	.110	. . 0	9.39		
0135 JOLIET PCT 029	1318	.156	. . 1	11.84		
0136 JOLIET PCT 030	1296	.136	. . 0	10.49		
0137 JOLIET PCT 031	1270	.170	. . 0	13.39		
0138 JOLIET PCT 032	1100	.146	. . 0	13.27		
0139 JOLIET PCT 033	1173	.151	. . 0	12.87		
0140 JOLIET PCT 034	1117	.141	. . 1	12.62		
0141 JOLIET PCT 035	1348	.178	. . 0	13.20		
0142 JOLIET PCT 036	1120	.136	. . 0	12.14		
0143 JOLIET PCT 037	1240	.167	. . 0	13.47		
0144 LOCKPORT PCT 001	1822	.451	. . 0	24.75		
0145 LOCKPORT PCT 002	1883	.144	. . 0	7.65		
0146 LOCKPORT PCT 003	1693	.106	. . 0	6.26		
0147 LOCKPORT PCT 004	1331	.121	. . 0	9.09		
0148 LOCKPORT PCT 005	1445	.310	. . 0	21.45		
0149 LOCKPORT PCT 006	2045	.112	. . 0	5.48		
0150 LOCKPORT PCT 007	1954	.118	. . 0	6.04		
0151 LOCKPORT PCT 008	1711	.85	. . 0	4.97		
0152 LOCKPORT PCT 009	2204	.331	. . 0	15.02		
0153 LOCKPORT PCT 010	1559	.279	. . 0	17.90		
0154 LOCKPORT PCT 011	1492	.379	. . 0	25.40		
0155 LOCKPORT PCT 012	1568	.266	. . 0	16.96		
0156 LOCKPORT PCT 013	1988	.653	. . 0	32.85		
0157 LOCKPORT PCT 014	1432	.260	. . 0	18.16		
0158 LOCKPORT PCT 015	1361	.212	. . 0	15.58		
0159 LOCKPORT PCT 016	1633	.381	. . 0	23.33		
0160 LOCKPORT PCT 017	1486	.487	. . 0	32.77		
0161 LOCKPORT PCT 018	1682	.282	. . 0	16.77		
0162 LOCKPORT PCT 019	1407	.432	. . 1	30.70		
0163 LOCKPORT PCT 020	1290	.296	. . 0	22.95		
0164 LOCKPORT PCT 021	1434	.192	. . 0	13.39		
0165 LOCKPORT PCT 022	1258	.254	. . 0	20.19		
0166 LOCKPORT PCT 023	1105	.213	. . 0	19.28		
0167 LOCKPORT PCT 024	1001	.97	. . 0	9.69		
0168 MANHATTAN PCT 001	1687	.301	. . 0	17.84		
0169 MANHATTAN PCT 002	1909	.502	. . 0	26.30		
0170 MANHATTAN PCT 003	2470	.335	. . 0	13.56		

OFFICIAL RESULTS

WILL COUNTY, ILLINOIS
CONSOLIDATED ELECTION
APRIL 6, 2021

(TOTAL VOTER TURNOUT BY PCT)

RUN DATE:04/21/21 12:36 PM

REPORT-EL52

PAGE 0004

WITH 304 OF 304 PRECINCTS REPORTING

	TOTAL PERCENT		TOTAL PERCENT	
01 = REGISTERED VOTERS - TOTAL	464,661		03 = BALLOTS CAST - BLANK	26
02 = BALLOTS CAST - TOTAL	77,763		04 = VOTER TURNOUT - TOTAL	16.74
(CONTINUED FROM PREVIOUS PAGE)	01	02	03	04
0171 MANHATTAN PCT 004	1618	.306	.0	18.91
0172 MONEE PCT 001	1277	.145	.0	11.35
0173 MONEE PCT 002	1425	.187	.0	13.12
0174 MONEE PCT 003	1523	.349	.0	22.92
0175 MONEE PCT 004	1590	.441	.0	27.74
0176 MONEE PCT 005	1312	.183	.0	13.95
0177 MONEE PCT 006	946	.159	.0	16.81
0178 MONEE PCT 007	1287	.270	.0	20.98
0179 MONEE PCT 008	1270	.268	.0	21.10
0180 NEW LENOX PCT 001	1426	.135	.0	9.47
0181 NEW LENOX PCT 002	1346	.226	.1	16.79
0182 NEW LENOX PCT 003	1282	.181	.0	14.12
0183 NEW LENOX PCT 004	1045	.210	.0	20.10
0184 NEW LENOX PCT 005	1348	.225	.0	16.69
0185 NEW LENOX PCT 006	1341	.177	.0	13.20
0186 NEW LENOX PCT 007	2060	.249	.0	12.09
0187 NEW LENOX PCT 008	1742	.242	.0	13.89
0188 NEW LENOX PCT 009	1538	.224	.0	14.56
0189 NEW LENOX PCT 010	1288	.300	.0	23.29
0190 NEW LENOX PCT 011	1492	.258	.0	17.29
0191 NEW LENOX PCT 012	1389	.199	.0	14.33
0192 NEW LENOX PCT 013	1480	.216	.0	14.59
0193 NEW LENOX PCT 014	2187	.305	.0	13.95
0194 NEW LENOX PCT 015	1544	.246	.0	15.93
0195 NEW LENOX PCT 016	1363	.274	.0	20.10
0196 NEW LENOX PCT 017	1624	.273	.0	16.81
0197 NEW LENOX PCT 018	1487	.177	.0	11.90
0198 NEW LENOX PCT 019	1692	.203	.0	12.00
0199 NEW LENOX PCT 020	2382	.332	.0	13.94
0200 PEOTONE PCT 001	1537	.356	.0	23.16
0201 PEOTONE PCT 002	1589	.336	.0	21.15
0202 PLAINFIELD PCT 001	1674	.241	.0	14.40
0203 PLAINFIELD PCT 002	1646	.198	.0	12.03
0204 PLAINFIELD PCT 003	1366	.211	.1	15.45
0205 PLAINFIELD PCT 004	840	.37	.0	4.40
0206 PLAINFIELD PCT 005	1556	.66	.0	4.24
0207 PLAINFIELD PCT 006	1644	.77	.0	4.68
0208 PLAINFIELD PCT 007	1984	.77	.0	3.88
0209 PLAINFIELD PCT 008	1596	.271	.0	16.98
0210 PLAINFIELD PCT 009	1860	.347	.0	18.66
0211 PLAINFIELD PCT 010	1344	.358	.0	26.64
0212 PLAINFIELD PCT 011	835	.26	.0	3.11
0213 PLAINFIELD PCT 012	1638	.69	.1	4.21
0214 PLAINFIELD PCT 013	2234	.375	.0	16.79
0215 PLAINFIELD PCT 014	1459	.294	.0	20.15
0216 PLAINFIELD PCT 015	1445	.253	.1	17.51
0217 PLAINFIELD PCT 016	1466	.183	.2	12.48
0218 PLAINFIELD PCT 017	1773	.97	.0	5.47
0219 PLAINFIELD PCT 018	1722	.121	.0	7.03
0220 PLAINFIELD PCT 019	1602	.98	.0	6.12
0221 PLAINFIELD PCT 020	2087	.127	.0	6.09
0222 PLAINFIELD PCT 021	1250	.148	.0	11.84
0223 PLAINFIELD PCT 022	2134	.166	.0	7.78
0224 PLAINFIELD PCT 023	1238	.104	.0	8.40
0225 PLAINFIELD PCT 024	1267	.165	.0	13.02
0226 PLAINFIELD PCT 025	1750	.83	.0	4.74
0227 PLAINFIELD PCT 026	1620	.71	.0	4.38

OFFICIAL RESULTS

WILL COUNTY, ILLINOIS
CONSOLIDATED ELECTION
APRIL 6, 2021

(TOTAL VOTER TURNOUT BY PCT)

RUN DATE:04/21/21 12:36 PM

REPORT-EL52

PAGE 0005

WITH 304 OF 304 PRECINCTS REPORTING

	TOTAL PERCENT				TOTAL PERCENT	
01 = REGISTERED VOTERS - TOTAL	464,661				03 = BALLOTS CAST - BLANK	26
02 = BALLOTS CAST - TOTAL	77,763				04 = VOTER TURNOUT - TOTAL	16.74
(CONTINUED FROM PREVIOUS PAGE)	01	02	03	04		
0228 PLAINFIELD PCT 027	1756	.98	.0	5.58		
0229 PLAINFIELD PCT 028	1609	.85	.0	5.28		
0230 PLAINFIELD PCT 029	1394	.102	.0	7.32		
0231 PLAINFIELD PCT 030	1411	.156	.1	11.06		
0232 PLAINFIELD PCT 031	1420	.116	.0	8.17		
0233 PLAINFIELD PCT 032	1372	.106	.0	7.73		
0234 PLAINFIELD PCT 033	1434	.182	.0	12.69		
0235 PLAINFIELD PCT 034	1171	.126	.0	10.76		
0236 PLAINFIELD PCT 035	1449	.107	.0	7.38		
0237 REED PCT 001	1531	.229	.0	14.96		
0238 REED PCT 002	1637	.285	.0	17.41		
0239 REED PCT 003	1563	.292	.0	18.68		
0240 TROY PCT 001	2595	.140	.1	5.39		
0241 TROY PCT 002	1873	.78	.0	4.16		
0242 TROY PCT 003	1297	.69	.0	5.32		
0243 TROY PCT 004	1342	.170	.0	12.67		
0244 TROY PCT 005	1187	.195	.0	16.43		
0245 TROY PCT 006	994	.76	.0	7.65		
0246 TROY PCT 007	2200	.226	.0	10.27		
0247 TROY PCT 008	2291	.298	.0	13.01		
0248 TROY PCT 009	1320	.207	.1	15.68		
0249 TROY PCT 010	1469	.222	.0	15.11		
0250 TROY PCT 011	1704	.428	.0	25.12		
0251 TROY PCT 012	1434	.277	.0	19.32		
0252 TROY PCT 013	2141	.402	.1	18.78		
0253 TROY PCT 014	1437	.281	.0	19.55		
0254 TROY PCT 015	1534	.275	.0	17.93		
0255 TROY PCT 016	1560	.250	.0	16.03		
0256 TROY PCT 017	1641	.337	.0	20.54		
0257 TROY PCT 018	1352	.134	.0	9.91		
0258 TROY PCT 019	1695	.116	.0	6.84		
0259 TROY PCT 020	1715	.241	.0	14.05		
0260 TROY PCT 021	1531	.274	.0	17.90		
0261 TROY PCT 022	745	.72	.0	9.66		
0262 WASHINGTON PCT 001	1438	.433	.5	30.11		
0263 WASHINGTON PCT 002	1708	.367	.0	21.49		
0264 WASHINGTON PCT 003	1360	.377	.0	27.72		
0265 WESLEY PCT 001	1560	.131	.0	8.40		
0266 WHEATLAND PCT 001	2452	.354	.0	14.44		
0267 WHEATLAND PCT 002	2071	.654	.0	31.58		
0268 WHEATLAND PCT 003	1839	.322	.0	17.51		
0269 WHEATLAND PCT 004	2235	.240	.0	10.74		
0270 WHEATLAND PCT 005	1913	.351	.0	18.35		
0271 WHEATLAND PCT 006	1365	.337	.0	24.69		
0272 WHEATLAND PCT 007	1392	.265	.0	19.04		
0273 WHEATLAND PCT 008	1471	.289	.1	19.65		
0274 WHEATLAND PCT 009	1711	.405	.0	23.67		
0275 WHEATLAND PCT 010	1536	.321	.0	20.90		
0276 WHEATLAND PCT 011	2898	.676	.0	23.33		
0277 WHEATLAND PCT 012	1560	.327	.0	20.96		
0278 WHEATLAND PCT 013	1435	.305	.0	21.25		
0279 WHEATLAND PCT 014	1635	.425	.0	25.99		
0280 WHEATLAND PCT 015	1580	.394	.0	24.94		
0281 WHEATLAND PCT 016	1739	.284	.0	16.33		
0282 WHEATLAND PCT 017	1663	.316	.0	19.00		
0283 WHEATLAND PCT 018	1645	.317	.0	19.27		
0284 WHEATLAND PCT 019	1323	.351	.0	26.53		

OFFICIAL RESULTS

WILL COUNTY, ILLINOIS
 CONSOLIDATED ELECTION
 APRIL 6, 2021

(TOTAL VOTER TURNOUT BY PCT)

RUN DATE:04/21/21 12:36 PM

REPORT-EL52 PAGE 0006

WITH 304 OF 304 PRECINCTS REPORTING

01 = REGISTERED VOTERS - TOTAL	TOTAL	PERCENT	03 = BALLOTS CAST - BLANK	TOTAL	PERCENT
02 = BALLOTS CAST - TOTAL	464,661		04 = VOTER TURNOUT - TOTAL	26	16.74
	77,763				

(CONTINUED FROM PREVIOUS PAGE)

	01	02	03	04
0285 WHEATLAND PCT 020	1474	. 256	. . 0	17.37
0286 WHEATLAND PCT 021	1333	. 305	. . 0	22.88
0287 WHEATLAND PCT 022	1810	. 529	. . 0	29.23
0288 WHEATLAND PCT 023	1920	. 225	. . 0	11.72
0289 WHEATLAND PCT 024	1547	. 260	. . 0	16.81
0290 WHEATLAND PCT 025	1757	. 242	. . 0	13.77
0291 WHEATLAND PCT 026	2116	. 370	. . 0	17.49
0292 WHEATLAND PCT 027	2205	. 555	. . 0	25.17
0293 WHEATLAND PCT 028	1966	. 358	. . 0	18.21
0294 WHEATLAND PCT 029	1840	. 395	. . 0	21.47
0295 WHEATLAND PCT 030	1796	. 348	. . 0	19.38
0296 WHEATLAND PCT 031	1454	. 185	. . 0	12.72
0297 WHEATLAND PCT 032	1753	. 274	. . 0	15.63
0298 WHEATLAND PCT 033	1722	. 283	. . 0	16.43
0299 WHEATLAND PCT 034	2312	. 341	. . 0	14.75
0300 WILL PCT 001	1256	. 169	. . 1	13.46
0301 WILMINGTON PCT 001	1457	. 291	. . 0	19.97
0302 WILMINGTON PCT 002	1250	. 243	. . 0	19.44
0303 WILMINGTON PCT 003	1389	. 475	. . 0	34.20
0304 WILTON PCT 001	619	. 113	. . 0	18.26

VOTE BY MAIL

(BY PRECINCT)



LAUREN STALEY FERRY

WILL COUNTY CLERK

thewillcountyclerk.com

WITH 304 OF 304 PRECINCTS REPORTING

	TOTAL PERCENT				TOTAL PERCENT	
01 = REGISTERED VOTERS - TOTAL	464,661				03 = BALLOTS CAST - BLANK	7
02 = BALLOTS CAST - TOTAL	10,405				04 = VOTER TURNOUT - TOTAL	2.24
	01	02	03	04		
0001 CHANNAHON PCT 001	1497	10	0	.67		
0002 CHANNAHON PCT 002	1813	28	0	1.54		
0003 CHANNAHON PCT 003	1554	27	0	1.74		
0004 CHANNAHON PCT 004	1311	11	0	.84		
0005 CHANNAHON PCT 005	1663	6	0	.36		
0006 CRETE PCT 001	1508	25	0	1.66		
0007 CRETE PCT 002	1531	26	0	1.70		
0008 CRETE PCT 003	1445	24	0	1.66		
0009 CRETE PCT 004	1432	51	0	3.56		
0010 CRETE PCT 005	1418	45	0	3.17		
0011 CRETE PCT 006	1457	70	0	4.80		
0012 CRETE PCT 007	1389	43	0	3.10		
0013 CRETE PCT 008	1512	35	0	2.31		
0014 CRETE PCT 009	1363	33	0	2.42		
0015 CRETE PCT 010	1117	15	0	1.34		
0016 CRETE PCT 011	1246	35	0	2.81		
0017 CRETE PCT 012	1173	34	0	2.90		
0018 CUSTER PCT 001	1014	11	0	1.08		
0019 DU PAGE PCT 001	1716	34	0	1.98		
0020 DU PAGE PCT 002	1509	46	0	3.05		
0021 DU PAGE PCT 003	1564	51	0	3.26		
0022 DU PAGE PCT 004	1345	65	0	4.83		
0023 DU PAGE PCT 005	1204	74	0	6.15		
0024 DU PAGE PCT 006	1254	90	0	7.18		
0025 DU PAGE PCT 007	1453	40	0	2.75		
0026 DU PAGE PCT 008	1435	63	0	4.39		
0027 DU PAGE PCT 009	1245	45	0	3.61		
0028 DU PAGE PCT 010	1702	89	0	5.23		
0029 DU PAGE PCT 011	1505	83	0	5.51		
0030 DU PAGE PCT 012	1402	68	0	4.85		
0031 DU PAGE PCT 013	1906	73	0	3.83		
0032 DU PAGE PCT 014	1569	86	0	5.48		
0033 DU PAGE PCT 015	1412	73	0	5.17		
0034 DU PAGE PCT 016	1511	74	0	4.90		
0035 DU PAGE PCT 017	1796	63	0	3.51		
0036 DU PAGE PCT 018	1537	78	0	5.07		
0037 DU PAGE PCT 019	1610	47	0	2.92		
0038 DU PAGE PCT 020	1417	37	0	2.61		
0039 DU PAGE PCT 021	1666	56	0	3.36		
0040 DU PAGE PCT 022	1772	70	0	3.95		
0041 DU PAGE PCT 023	2024	90	0	4.45		
0042 DU PAGE PCT 024	1253	59	0	4.71		
0043 DU PAGE PCT 025	1356	63	0	4.65		
0044 DU PAGE PCT 026	1386	55	0	3.97		
0045 DU PAGE PCT 027	1864	59	0	3.17		
0046 DU PAGE PCT 028	1764	51	0	2.89		
0047 DU PAGE PCT 029	1722	45	0	2.61		
0048 DU PAGE PCT 030	1446	55	0	3.80		
0049 DU PAGE PCT 031	901	35	0	3.88		
0050 DU PAGE PCT 032	1893	17	0	.90		
0051 DU PAGE PCT 033	1560	22	0	1.41		
0052 DU PAGE PCT 034	1007	38	0	3.77		
0053 DU PAGE PCT 035	1259	5	0	.40		
0054 DU PAGE PCT 036	1822	27	0	1.48		
0055 DU PAGE PCT 037	1534	16	0	1.04		
0056 FLORENCE PCT 001	661	21	0	3.18		

OFFICIAL RESULTS

WILL COUNTY, ILLINOIS
CONSOLIDATED ELECTION
APRIL 6, 2021

(VOTE BY MAIL)

RUN DATE:04/21/21 12:38 PM

REPORT-EL52

PAGE 0002

WITH 304 OF 304 PRECINCTS REPORTING

	TOTAL	PERCENT		TOTAL	PERCENT
01 = REGISTERED VOTERS - TOTAL	464,661		03 = BALLOTS CAST - BLANK	7	
02 = BALLOTS CAST - TOTAL	10,405		04 = VOTER TURNOUT - TOTAL		2.24
(CONTINUED FROM PREVIOUS PAGE)					
	01	02	03	04	
0057 FRANKFORT PCT 001	2027	21	0	1.04	
0058 FRANKFORT PCT 002	1639	32	0	1.95	
0059 FRANKFORT PCT 003	1610	42	0	2.61	
0060 FRANKFORT PCT 004	1447	19	0	1.31	
0061 FRANKFORT PCT 005	2168	41	0	1.89	
0062 FRANKFORT PCT 006	1346	15	0	1.11	
0063 FRANKFORT PCT 007	1427	23	0	1.61	
0064 FRANKFORT PCT 008	1851	46	0	2.49	
0065 FRANKFORT PCT 009	1521	25	0	1.64	
0066 FRANKFORT PCT 010	1515	44	0	2.90	
0067 FRANKFORT PCT 011	2133	45	0	2.11	
0068 FRANKFORT PCT 012	1290	14	0	1.09	
0069 FRANKFORT PCT 013	1280	23	0	1.80	
0070 FRANKFORT PCT 014	1513	25	0	1.65	
0071 FRANKFORT PCT 015	1422	23	0	1.62	
0072 FRANKFORT PCT 016	1807	56	0	3.10	
0073 FRANKFORT PCT 017	2098	37	0	1.76	
0074 FRANKFORT PCT 018	1356	29	0	2.14	
0075 FRANKFORT PCT 019	1539	28	0	1.82	
0076 FRANKFORT PCT 020	1552	14	0	.90	
0077 FRANKFORT PCT 021	1351	28	0	2.07	
0078 FRANKFORT PCT 022	1369	69	0	5.04	
0079 FRANKFORT PCT 023	1314	39	0	2.97	
0080 FRANKFORT PCT 024	1457	33	0	2.26	
0081 FRANKFORT PCT 025	1338	46	0	3.44	
0082 FRANKFORT PCT 026	1480	38	0	2.57	
0083 FRANKFORT PCT 027	1262	25	0	1.98	
0084 FRANKFORT PCT 028	1857	36	0	1.94	
0085 GREEN GARDEN PCT 001	1526	23	0	1.51	
0086 GREEN GARDEN PCT 002	1568	54	0	3.44	
0087 HOMER PCT 001	1486	15	0	1.01	
0088 HOMER PCT 002	1684	28	0	1.66	
0089 HOMER PCT 003	1382	25	0	1.81	
0090 HOMER PCT 004	1517	26	0	1.71	
0091 HOMER PCT 005	1202	19	0	1.58	
0092 HOMER PCT 006	1423	36	0	2.53	
0093 HOMER PCT 007	1499	20	0	1.33	
0094 HOMER PCT 008	1427	53	0	3.71	
0095 HOMER PCT 009	1238	19	0	1.53	
0096 HOMER PCT 010	1715	33	0	1.92	
0097 HOMER PCT 011	1536	27	0	1.76	
0098 HOMER PCT 012	1594	24	0	1.51	
0099 HOMER PCT 013	1768	40	0	2.26	
0100 HOMER PCT 014	2424	52	0	2.15	
0101 HOMER PCT 015	1861	35	0	1.88	
0102 HOMER PCT 016	1488	39	0	2.62	
0103 HOMER PCT 017	1617	25	0	1.55	
0104 HOMER PCT 018	1971	34	0	1.73	
0105 JACKSON PCT 001	1519	18	0	1.18	
0106 JACKSON PCT 002	1431	18	0	1.26	
0107 JOLIET PCT 001	1472	29	0	1.97	
0108 JOLIET PCT 002	1027	33	0	3.21	
0109 JOLIET PCT 003	971	21	0	2.16	
0110 JOLIET PCT 004	1328	24	0	1.81	
0111 JOLIET PCT 005	1158	11	0	.95	
0112 JOLIET PCT 006	1065	9	0	.85	
0113 JOLIET PCT 007	1188	12	0	1.01	

OFFICIAL RESULTS

WILL COUNTY, ILLINOIS
CONSOLIDATED ELECTION
APRIL 6, 2021

(VOTE BY MAIL)

RUN DATE:04/21/21 12:38 PM

REPORT-EL52

PAGE 0003

WITH 304 OF 304 PRECINCTS REPORTING

	TOTAL PERCENT				TOTAL PERCENT	
01 = REGISTERED VOTERS - TOTAL	464,661				03 = BALLOTS CAST - BLANK	7
02 = BALLOTS CAST - TOTAL	10,405				04 = VOTER TURNOUT - TOTAL	2.24
(CONTINUED FROM PREVIOUS PAGE)	01	02	03	04		
0114 JOLIET PCT 008	1324	30	0	2.27		
0115 JOLIET PCT 009	1423	14	0	.98		
0116 JOLIET PCT 010	1197	29	0	2.42		
0117 JOLIET PCT 011	1318	22	0	1.67		
0118 JOLIET PCT 012	1409	11	0	.78		
0119 JOLIET PCT 013	1309	6	0	.46		
0120 JOLIET PCT 014	1431	10	0	.70		
0121 JOLIET PCT 015	1352	22	0	1.63		
0122 JOLIET PCT 016	1362	18	0	1.32		
0123 JOLIET PCT 017	1413	28	0	1.98		
0124 JOLIET PCT 018	1356	55	0	4.06		
0125 JOLIET PCT 019	1220	28	0	2.30		
0126 JOLIET PCT 020	1308	31	0	2.37		
0127 JOLIET PCT 021	1464	24	0	1.64		
0128 JOLIET PCT 022	1433	26	0	1.81		
0129 JOLIET PCT 023	1563	15	0	.96		
0130 JOLIET PCT 024	1255	18	0	1.43		
0131 JOLIET PCT 025	1348	34	0	2.52		
0132 JOLIET PCT 026	1209	16	0	1.32		
0133 JOLIET PCT 027	715	2	0	.28		
0134 JOLIET PCT 028	1172	9	0	.77		
0135 JOLIET PCT 029	1318	18	0	1.37		
0136 JOLIET PCT 030	1296	12	0	.93		
0137 JOLIET PCT 031	1270	28	0	2.20		
0138 JOLIET PCT 032	1100	7	0	.64		
0139 JOLIET PCT 033	1173	10	0	.85		
0140 JOLIET PCT 034	1117	13	1	1.16		
0141 JOLIET PCT 035	1348	24	0	1.78		
0142 JOLIET PCT 036	1120	17	0	1.52		
0143 JOLIET PCT 037	1240	16	0	1.29		
0144 LOCKPORT PCT 001	1822	120	0	6.59		
0145 LOCKPORT PCT 002	1883	23	0	1.22		
0146 LOCKPORT PCT 003	1693	19	0	1.12		
0147 LOCKPORT PCT 004	1331	18	0	1.35		
0148 LOCKPORT PCT 005	1445	31	0	2.15		
0149 LOCKPORT PCT 006	2045	25	0	1.22		
0150 LOCKPORT PCT 007	1954	18	0	.92		
0151 LOCKPORT PCT 008	1711	30	0	1.75		
0152 LOCKPORT PCT 009	2204	90	0	4.08		
0153 LOCKPORT PCT 010	1559	22	0	1.41		
0154 LOCKPORT PCT 011	1492	44	0	2.95		
0155 LOCKPORT PCT 012	1568	42	0	2.68		
0156 LOCKPORT PCT 013	1988	154	0	7.75		
0157 LOCKPORT PCT 014	1432	38	0	2.65		
0158 LOCKPORT PCT 015	1361	21	0	1.54		
0159 LOCKPORT PCT 016	1633	59	0	3.61		
0160 LOCKPORT PCT 017	1486	52	0	3.50		
0161 LOCKPORT PCT 018	1682	50	0	2.97		
0162 LOCKPORT PCT 019	1407	80	1	5.69		
0163 LOCKPORT PCT 020	1290	38	0	2.95		
0164 LOCKPORT PCT 021	1434	38	0	2.65		
0165 LOCKPORT PCT 022	1258	28	0	2.23		
0166 LOCKPORT PCT 023	1105	18	0	1.63		
0167 LOCKPORT PCT 024	1001	8	0	.80		
0168 MANHATTAN PCT 001	1687	30	0	1.78		
0169 MANHATTAN PCT 002	1909	42	0	2.20		
0170 MANHATTAN PCT 003	2470	24	0	.97		

OFFICIAL RESULTS

WILL COUNTY, ILLINOIS
CONSOLIDATED ELECTION
APRIL 6, 2021

(VOTE BY MAIL)

RUN DATE:04/21/21 12:38 PM

REPORT-EL52

PAGE 0004

WITH 304 OF 304 PRECINCTS REPORTING

	TOTAL PERCENT		TOTAL PERCENT
01 = REGISTERED VOTERS - TOTAL	464,661	03 = BALLOTS CAST - BLANK	7
02 = BALLOTS CAST - TOTAL	10,405	04 = VOTER TURNOUT - TOTAL	2.24

(CONTINUED FROM PREVIOUS PAGE)

	01	02	03	04
0171 MANHATTAN PCT 004	1618	21	.0	1.30
0172 MONEE PCT 001	1277	50	.0	3.92
0173 MONEE PCT 002	1425	16	.0	1.12
0174 MONEE PCT 003	1523	32	.0	2.10
0175 MONEE PCT 004	1590	39	.0	2.45
0176 MONEE PCT 005	1312	12	.0	.91
0177 MONEE PCT 006	946	13	.0	1.37
0178 MONEE PCT 007	1287	28	.0	2.18
0179 MONEE PCT 008	1270	17	.0	1.34
0180 NEW LENOX PCT 001	1426	21	.0	1.47
0181 NEW LENOX PCT 002	1346	31	.0	2.30
0182 NEW LENOX PCT 003	1282	25	.0	1.95
0183 NEW LENOX PCT 004	1045	25	.0	2.39
0184 NEW LENOX PCT 005	1348	20	.0	1.48
0185 NEW LENOX PCT 006	1341	32	.0	2.39
0186 NEW LENOX PCT 007	2060	47	.0	2.28
0187 NEW LENOX PCT 008	1742	47	.0	2.70
0188 NEW LENOX PCT 009	1538	11	.0	.72
0189 NEW LENOX PCT 010	1288	36	.0	2.80
0190 NEW LENOX PCT 011	1492	18	.0	1.21
0191 NEW LENOX PCT 012	1389	23	.0	1.66
0192 NEW LENOX PCT 013	1480	26	.0	1.76
0193 NEW LENOX PCT 014	2187	56	.0	2.56
0194 NEW LENOX PCT 015	1544	46	.0	2.98
0195 NEW LENOX PCT 016	1363	38	.0	2.79
0196 NEW LENOX PCT 017	1624	42	.0	2.59
0197 NEW LENOX PCT 018	1487	23	.0	1.55
0198 NEW LENOX PCT 019	1692	12	.0	.71
0199 NEW LENOX PCT 020	2382	43	.0	1.81
0200 PEOTONE PCT 001	1537	25	.0	1.63
0201 PEOTONE PCT 002	1589	34	.0	2.14
0202 PLAINFIELD PCT 001	1674	27	.0	1.61
0203 PLAINFIELD PCT 002	1646	14	.0	.85
0204 PLAINFIELD PCT 003	1366	34	.0	2.49
0205 PLAINFIELD PCT 004	840	7	.0	.83
0206 PLAINFIELD PCT 005	1556	12	.0	.77
0207 PLAINFIELD PCT 006	1644	18	.0	1.09
0208 PLAINFIELD PCT 007	1984	13	.0	.66
0209 PLAINFIELD PCT 008	1596	18	.0	1.13
0210 PLAINFIELD PCT 009	1860	29	.0	1.56
0211 PLAINFIELD PCT 010	1344	27	.0	2.01
0212 PLAINFIELD PCT 011	835	6	.0	.72
0213 PLAINFIELD PCT 012	1638	5	.0	.31
0214 PLAINFIELD PCT 013	2234	42	.0	1.88
0215 PLAINFIELD PCT 014	1459	29	.0	1.99
0216 PLAINFIELD PCT 015	1445	30	.0	2.08
0217 PLAINFIELD PCT 016	1466	12	.0	.82
0218 PLAINFIELD PCT 017	1773	13	.0	.73
0219 PLAINFIELD PCT 018	1722	9	.0	.52
0220 PLAINFIELD PCT 019	1602	6	.0	.37
0221 PLAINFIELD PCT 020	2087	25	.0	1.20
0222 PLAINFIELD PCT 021	1250	26	.0	2.08
0223 PLAINFIELD PCT 022	2134	18	.0	.84
0224 PLAINFIELD PCT 023	1238	12	.0	.97
0225 PLAINFIELD PCT 024	1267	37	.0	2.92
0226 PLAINFIELD PCT 025	1750	9	.0	.51
0227 PLAINFIELD PCT 026	1620	12	.0	.74

WITH 304 OF 304 PRECINCTS REPORTING

	TOTAL PERCENT				TOTAL PERCENT	
01 = REGISTERED VOTERS - TOTAL	464,661				03 = BALLOTS CAST - BLANK	7
02 = BALLOTS CAST - TOTAL	10,405				04 = VOTER TURNOUT - TOTAL	2.24
(CONTINUED FROM PREVIOUS PAGE)	01	02	03	04		
0228 PLAINFIELD PCT 027	1756	18	0	1.03		
0229 PLAINFIELD PCT 028	1609	6	0	.37		
0230 PLAINFIELD PCT 029	1394	17	0	1.22		
0231 PLAINFIELD PCT 030	1411	10	0	.71		
0232 PLAINFIELD PCT 031	1420	13	0	.92		
0233 PLAINFIELD PCT 032	1372	6	0	.44		
0234 PLAINFIELD PCT 033	1434	44	0	3.07		
0235 PLAINFIELD PCT 034	1171	17	0	1.45		
0236 PLAINFIELD PCT 035	1449	16	0	1.10		
0237 REED PCT 001	1531	18	0	1.18		
0238 REED PCT 002	1637	25	0	1.53		
0239 REED PCT 003	1563	31	0	1.98		
0240 TROY PCT 001	2595	20	0	.77		
0241 TROY PCT 002	1873	14	0	.75		
0242 TROY PCT 003	1297	13	0	1.00		
0243 TROY PCT 004	1342	25	0	1.86		
0244 TROY PCT 005	1187	23	0	1.94		
0245 TROY PCT 006	994	13	0	1.31		
0246 TROY PCT 007	2200	45	0	2.05		
0247 TROY PCT 008	2291	45	0	1.96		
0248 TROY PCT 009	1320	31	0	2.35		
0249 TROY PCT 010	1469	26	0	1.77		
0250 TROY PCT 011	1704	41	0	2.41		
0251 TROY PCT 012	1434	28	0	1.95		
0252 TROY PCT 013	2141	52	0	2.43		
0253 TROY PCT 014	1437	43	0	2.99		
0254 TROY PCT 015	1534	18	0	1.17		
0255 TROY PCT 016	1560	46	0	2.95		
0256 TROY PCT 017	1641	28	0	1.71		
0257 TROY PCT 018	1352	18	0	1.33		
0258 TROY PCT 019	1695	12	0	.71		
0259 TROY PCT 020	1715	23	0	1.34		
0260 TROY PCT 021	1531	12	0	.78		
0261 TROY PCT 022	745	2	0	.27		
0262 WASHINGTON PCT 001	1438	46	5	3.20		
0263 WASHINGTON PCT 002	1708	24	0	1.41		
0264 WASHINGTON PCT 003	1360	23	0	1.69		
0265 WESLEY PCT 001	1560	10	0	.64		
0266 WHEATLAND PCT 001	2452	40	0	1.63		
0267 WHEATLAND PCT 002	2071	179	0	8.64		
0268 WHEATLAND PCT 003	1839	49	0	2.66		
0269 WHEATLAND PCT 004	2235	42	0	1.88		
0270 WHEATLAND PCT 005	1913	64	0	3.35		
0271 WHEATLAND PCT 006	1365	64	0	4.69		
0272 WHEATLAND PCT 007	1392	43	0	3.09		
0273 WHEATLAND PCT 008	1471	40	0	2.72		
0274 WHEATLAND PCT 009	1711	80	0	4.68		
0275 WHEATLAND PCT 010	1536	55	0	3.58		
0276 WHEATLAND PCT 011	2898	129	0	4.45		
0277 WHEATLAND PCT 012	1560	42	0	2.69		
0278 WHEATLAND PCT 013	1435	73	0	5.09		
0279 WHEATLAND PCT 014	1635	64	0	3.91		
0280 WHEATLAND PCT 015	1580	63	0	3.99		
0281 WHEATLAND PCT 016	1739	46	0	2.65		
0282 WHEATLAND PCT 017	1663	48	0	2.89		
0283 WHEATLAND PCT 018	1645	53	0	3.22		
0284 WHEATLAND PCT 019	1323	53	0	4.01		

OFFICIAL RESULTS

WILL COUNTY, ILLINOIS
 CONSOLIDATED ELECTION
 APRIL 6, 2021

(VOTE BY MAIL)

RUN DATE:04/21/21 12:38 PM

REPORT-EL52

PAGE 0006

WITH 304 OF 304 PRECINCTS REPORTING

	TOTAL	PERCENT		TOTAL	PERCENT
01 = REGISTERED VOTERS - TOTAL	464,661		03 = BALLOTS CAST - BLANK	7	
02 = BALLOTS CAST - TOTAL	10,405		04 = VOTER TURNOUT - TOTAL		2.24
(CONTINUED FROM PREVIOUS PAGE)					
	01	02	03	04	
0285 WHEATLAND PCT 020	1474	. 20	. . 0	1.36	
0286 WHEATLAND PCT 021	1333	. 38	. . 0	2.85	
0287 WHEATLAND PCT 022	1810	. 118	. . 0	6.52	
0288 WHEATLAND PCT 023	1920	. 33	. . 0	1.72	
0289 WHEATLAND PCT 024	1547	. 32	. . 0	2.07	
0290 WHEATLAND PCT 025	1757	. 22	. . 0	1.25	
0291 WHEATLAND PCT 026	2116	. 56	. . 0	2.65	
0292 WHEATLAND PCT 027	2205	. 96	. . 0	4.35	
0293 WHEATLAND PCT 028	1966	. 44	. . 0	2.24	
0294 WHEATLAND PCT 029	1840	. 42	. . 0	2.28	
0295 WHEATLAND PCT 030	1796	. 48	. . 0	2.67	
0296 WHEATLAND PCT 031	1454	. 34	. . 0	2.34	
0297 WHEATLAND PCT 032	1753	. 31	. . 0	1.77	
0298 WHEATLAND PCT 033	1722	. 47	. . 0	2.73	
0299 WHEATLAND PCT 034	2312	. 48	. . 0	2.08	
0300 WILL PCT 001	1256	. 15	. . 0	1.19	
0301 WILMINGTON PCT 001	1457	. 23	. . 0	1.58	
0302 WILMINGTON PCT 002	1250	. 23	. . 0	1.84	
0303 WILMINGTON PCT 003	1389	. 34	. . 0	2.45	
0304 WILTON PCT 001	619	. 8	. . 0	1.29	

EARLY VOTING (BY PRECINCT)



LAUREN STALEY FERRY

WILL COUNTY CLERK

thewillcountyclerk.com

WITH 304 OF 304 PRECINCTS REPORTING

	TOTAL PERCENT				TOTAL PERCENT	
01 = REGISTERED VOTERS - TOTAL	464,661				03 = BALLOTS CAST - BLANK	3
02 = BALLOTS CAST - TOTAL	13,606				04 = VOTER TURNOUT - TOTAL	2.93
	01	02	03	04		
0001 CHANNAHON PCT 001	1497	19	0	1.27		
0002 CHANNAHON PCT 002	1813	16	0	.88		
0003 CHANNAHON PCT 003	1554	14	0	.90		
0004 CHANNAHON PCT 004	1311	11	0	.84		
0005 CHANNAHON PCT 005	1663	6	0	.36		
0006 CRETE PCT 001	1508	16	0	1.06		
0007 CRETE PCT 002	1531	31	0	2.02		
0008 CRETE PCT 003	1445	64	1	4.43		
0009 CRETE PCT 004	1432	63	0	4.40		
0010 CRETE PCT 005	1418	35	0	2.47		
0011 CRETE PCT 006	1457	78	0	5.35		
0012 CRETE PCT 007	1389	45	0	3.24		
0013 CRETE PCT 008	1512	40	0	2.65		
0014 CRETE PCT 009	1363	36	0	2.64		
0015 CRETE PCT 010	1117	10	0	.90		
0016 CRETE PCT 011	1246	35	0	2.81		
0017 CRETE PCT 012	1173	26	0	2.22		
0018 CUSTER PCT 001	1014	2	0	.20		
0019 DU PAGE PCT 001	1716	50	0	2.91		
0020 DU PAGE PCT 002	1509	69	0	4.57		
0021 DU PAGE PCT 003	1564	58	0	3.71		
0022 DU PAGE PCT 004	1345	67	0	4.98		
0023 DU PAGE PCT 005	1204	67	0	5.56		
0024 DU PAGE PCT 006	1254	85	0	6.78		
0025 DU PAGE PCT 007	1453	41	0	2.82		
0026 DU PAGE PCT 008	1435	113	0	7.87		
0027 DU PAGE PCT 009	1245	55	0	4.42		
0028 DU PAGE PCT 010	1702	161	0	9.46		
0029 DU PAGE PCT 011	1505	117	0	7.77		
0030 DU PAGE PCT 012	1402	82	0	5.85		
0031 DU PAGE PCT 013	1906	76	0	3.99		
0032 DU PAGE PCT 014	1569	112	0	7.14		
0033 DU PAGE PCT 015	1412	113	0	8.00		
0034 DU PAGE PCT 016	1511	114	0	7.54		
0035 DU PAGE PCT 017	1796	141	0	7.85		
0036 DU PAGE PCT 018	1537	120	0	7.81		
0037 DU PAGE PCT 019	1610	126	0	7.83		
0038 DU PAGE PCT 020	1417	93	0	6.56		
0039 DU PAGE PCT 021	1666	81	0	4.86		
0040 DU PAGE PCT 022	1772	111	0	6.26		
0041 DU PAGE PCT 023	2024	149	0	7.36		
0042 DU PAGE PCT 024	1253	121	0	9.66		
0043 DU PAGE PCT 025	1356	91	0	6.71		
0044 DU PAGE PCT 026	1386	69	0	4.98		
0045 DU PAGE PCT 027	1864	130	0	6.97		
0046 DU PAGE PCT 028	1764	91	0	5.16		
0047 DU PAGE PCT 029	1722	94	0	5.46		
0048 DU PAGE PCT 030	1446	74	0	5.12		
0049 DU PAGE PCT 031	901	47	0	5.22		
0050 DU PAGE PCT 032	1893	21	0	1.11		
0051 DU PAGE PCT 033	1560	16	0	1.03		
0052 DU PAGE PCT 034	1007	5	0	.50		
0053 DU PAGE PCT 035	1259	1	0	.08		
0054 DU PAGE PCT 036	1822	22	0	1.21		
0055 DU PAGE PCT 037	1534	8	0	.52		
0056 FLORENCE PCT 001	661	1	0	.15		

OFFICIAL RESULTS

WILL COUNTY, ILLINOIS
CONSOLIDATED ELECTION
APRIL 6, 2021

(EARLY VOTING)

RUN DATE:04/21/21 12:40 PM

REPORT-EL52

PAGE 0002

WITH 304 OF 304 PRECINCTS REPORTING

	TOTAL	PERCENT		TOTAL	PERCENT
01 = REGISTERED VOTERS - TOTAL	464,661		03 = BALLOTS CAST - BLANK	3	
02 = BALLOTS CAST - TOTAL	13,606		04 = VOTER TURNOUT - TOTAL		2.93
(CONTINUED FROM PREVIOUS PAGE)					
	01	02	03	04	
0057 FRANKFORT PCT 001	2027	.45	.0	2.22	
0058 FRANKFORT PCT 002	1639	.46	.0	2.81	
0059 FRANKFORT PCT 003	1610	.24	.0	1.49	
0060 FRANKFORT PCT 004	1447	.40	.0	2.76	
0061 FRANKFORT PCT 005	2168	.72	.0	3.32	
0062 FRANKFORT PCT 006	1346	.45	.0	3.34	
0063 FRANKFORT PCT 007	1427	.54	.0	3.78	
0064 FRANKFORT PCT 008	1851	.35	.0	1.89	
0065 FRANKFORT PCT 009	1521	.22	.0	1.45	
0066 FRANKFORT PCT 010	1515	.23	.0	1.52	
0067 FRANKFORT PCT 011	2133	.100	.0	4.69	
0068 FRANKFORT PCT 012	1290	.30	.0	2.33	
0069 FRANKFORT PCT 013	1280	.37	.0	2.89	
0070 FRANKFORT PCT 014	1513	.15	.1	.99	
0071 FRANKFORT PCT 015	1422	.23	.0	1.62	
0072 FRANKFORT PCT 016	1807	.69	.0	3.82	
0073 FRANKFORT PCT 017	2098	.91	.0	4.34	
0074 FRANKFORT PCT 018	1356	.73	.0	5.38	
0075 FRANKFORT PCT 019	1539	.28	.0	1.82	
0076 FRANKFORT PCT 020	1552	.32	.0	2.06	
0077 FRANKFORT PCT 021	1351	.80	.0	5.92	
0078 FRANKFORT PCT 022	1369	.156	.0	11.40	
0079 FRANKFORT PCT 023	1314	.134	.0	10.20	
0080 FRANKFORT PCT 024	1457	.48	.0	3.29	
0081 FRANKFORT PCT 025	1338	.127	.0	9.49	
0082 FRANKFORT PCT 026	1480	.98	.0	6.62	
0083 FRANKFORT PCT 027	1262	.95	.0	7.53	
0084 FRANKFORT PCT 028	1857	.67	.0	3.61	
0085 GREEN GARDEN PCT 001	1526	.35	.0	2.29	
0086 GREEN GARDEN PCT 002	1568	.27	.0	1.72	
0087 HOMER PCT 001	1486	.14	.0	.94	
0088 HOMER PCT 002	1684	.43	.0	2.55	
0089 HOMER PCT 003	1382	.41	.0	2.97	
0090 HOMER PCT 004	1517	.55	.0	3.63	
0091 HOMER PCT 005	1202	.43	.0	3.58	
0092 HOMER PCT 006	1423	.21	.0	1.48	
0093 HOMER PCT 007	1499	.43	.0	2.87	
0094 HOMER PCT 008	1427	.46	.0	3.22	
0095 HOMER PCT 009	1238	.24	.0	1.94	
0096 HOMER PCT 010	1715	.56	.0	3.27	
0097 HOMER PCT 011	1536	.58	.0	3.78	
0098 HOMER PCT 012	1594	.48	.0	3.01	
0099 HOMER PCT 013	1768	.44	.0	2.49	
0100 HOMER PCT 014	2424	.41	.0	1.69	
0101 HOMER PCT 015	1861	.112	.0	6.02	
0102 HOMER PCT 016	1488	.23	.0	1.55	
0103 HOMER PCT 017	1617	.36	.0	2.23	
0104 HOMER PCT 018	1971	.76	.0	3.86	
0105 JACKSON PCT 001	1519	.10	.0	.66	
0106 JACKSON PCT 002	1431	.29	.0	2.03	
0107 JOLIET PCT 001	1472	.34	.0	2.31	
0108 JOLIET PCT 002	1027	.25	.0	2.43	
0109 JOLIET PCT 003	971	.20	.0	2.06	
0110 JOLIET PCT 004	1328	.24	.0	1.81	
0111 JOLIET PCT 005	1158	.38	.0	3.28	
0112 JOLIET PCT 006	1065	.45	.0	4.23	
0113 JOLIET PCT 007	1188	.38	.0	3.20	

OFFICIAL RESULTS

WILL COUNTY, ILLINOIS
CONSOLIDATED ELECTION
APRIL 6, 2021

(EARLY VOTING)

RUN DATE:04/21/21 12:40 PM

REPORT-EL52

PAGE 0003

WITH 304 OF 304 PRECINCTS REPORTING

	TOTAL PERCENT					TOTAL PERCENT	
01 = REGISTERED VOTERS - TOTAL	464,661				03 = BALLOTS CAST - BLANK	3	
02 = BALLOTS CAST - TOTAL	13,606				04 = VOTER TURNOUT - TOTAL	2.93	
(CONTINUED FROM PREVIOUS PAGE)	01	02	03	04			
0114 JOLIET PCT 008	1324	25	0	1.89			
0115 JOLIET PCT 009	1423	14	0	.98			
0116 JOLIET PCT 010	1197	21	0	1.75			
0117 JOLIET PCT 011	1318	31	0	2.35			
0118 JOLIET PCT 012	1409	25	0	1.77			
0119 JOLIET PCT 013	1309	43	0	3.28			
0120 JOLIET PCT 014	1431	32	0	2.24			
0121 JOLIET PCT 015	1352	31	0	2.29			
0122 JOLIET PCT 016	1362	33	0	2.42			
0123 JOLIET PCT 017	1413	32	0	2.26			
0124 JOLIET PCT 018	1356	46	0	3.39			
0125 JOLIET PCT 019	1220	34	0	2.79			
0126 JOLIET PCT 020	1308	31	0	2.37			
0127 JOLIET PCT 021	1464	48	0	3.28			
0128 JOLIET PCT 022	1433	41	0	2.86			
0129 JOLIET PCT 023	1563	41	0	2.62			
0130 JOLIET PCT 024	1255	16	0	1.27			
0131 JOLIET PCT 025	1348	23	0	1.71			
0132 JOLIET PCT 026	1209	27	1	2.23			
0133 JOLIET PCT 027	715	13	0	1.82			
0134 JOLIET PCT 028	1172	30	0	2.56			
0135 JOLIET PCT 029	1318	40	0	3.03			
0136 JOLIET PCT 030	1296	16	0	1.23			
0137 JOLIET PCT 031	1270	23	0	1.81			
0138 JOLIET PCT 032	1100	45	0	4.09			
0139 JOLIET PCT 033	1173	13	0	1.11			
0140 JOLIET PCT 034	1117	46	0	4.12			
0141 JOLIET PCT 035	1348	33	0	2.45			
0142 JOLIET PCT 036	1120	30	0	2.68			
0143 JOLIET PCT 037	1240	50	0	4.03			
0144 LOCKPORT PCT 001	1822	28	0	1.54			
0145 LOCKPORT PCT 002	1883	39	0	2.07			
0146 LOCKPORT PCT 003	1693	11	0	.65			
0147 LOCKPORT PCT 004	1331	16	0	1.20			
0148 LOCKPORT PCT 005	1445	59	0	4.08			
0149 LOCKPORT PCT 006	2045	11	0	.54			
0150 LOCKPORT PCT 007	1954	11	0	.56			
0151 LOCKPORT PCT 008	1711	13	0	.76			
0152 LOCKPORT PCT 009	2204	32	0	1.45			
0153 LOCKPORT PCT 010	1559	51	0	3.27			
0154 LOCKPORT PCT 011	1492	77	0	5.16			
0155 LOCKPORT PCT 012	1568	42	0	2.68			
0156 LOCKPORT PCT 013	1988	83	0	4.18			
0157 LOCKPORT PCT 014	1432	30	0	2.09			
0158 LOCKPORT PCT 015	1361	21	0	1.54			
0159 LOCKPORT PCT 016	1633	81	0	4.96			
0160 LOCKPORT PCT 017	1486	126	0	8.48			
0161 LOCKPORT PCT 018	1682	75	0	4.46			
0162 LOCKPORT PCT 019	1407	87	0	6.18			
0163 LOCKPORT PCT 020	1290	43	0	3.33			
0164 LOCKPORT PCT 021	1434	27	0	1.88			
0165 LOCKPORT PCT 022	1258	24	0	1.91			
0166 LOCKPORT PCT 023	1105	13	0	1.18			
0167 LOCKPORT PCT 024	1001	15	0	1.50			
0168 MANHATTAN PCT 001	1687	37	0	2.19			
0169 MANHATTAN PCT 002	1909	57	0	2.99			
0170 MANHATTAN PCT 003	2470	31	0	1.26			

OFFICIAL RESULTS

WILL COUNTY, ILLINOIS
CONSOLIDATED ELECTION
APRIL 6, 2021

(EARLY VOTING)

RUN DATE:04/21/21 12:40 PM

REPORT-EL52

PAGE 0004

WITH 304 OF 304 PRECINCTS REPORTING

	TOTAL PERCENT		TOTAL PERCENT
01 = REGISTERED VOTERS - TOTAL	464,661	03 = BALLOTS CAST - BLANK	3
02 = BALLOTS CAST - TOTAL	13,606	04 = VOTER TURNOUT - TOTAL	2.93

(CONTINUED FROM PREVIOUS PAGE)

	01	02	03	04
0171 MANHATTAN PCT 004	1618	.43	.0	2.66
0172 MONEE PCT 001	1277	.9	.0	.70
0173 MONEE PCT 002	1425	.10	.0	.70
0174 MONEE PCT 003	1523	.64	.0	4.20
0175 MONEE PCT 004	1590	.86	.0	5.41
0176 MONEE PCT 005	1312	.5	.0	.38
0177 MONEE PCT 006	946	.6	.0	.63
0178 MONEE PCT 007	1287	.21	.0	1.63
0179 MONEE PCT 008	1270	.29	.0	2.28
0180 NEW LENOX PCT 001	1426	.14	.0	.98
0181 NEW LENOX PCT 002	1346	.22	.0	1.63
0182 NEW LENOX PCT 003	1282	.20	.0	1.56
0183 NEW LENOX PCT 004	1045	.25	.0	2.39
0184 NEW LENOX PCT 005	1348	.31	.0	2.30
0185 NEW LENOX PCT 006	1341	.33	.0	2.46
0186 NEW LENOX PCT 007	2060	.57	.0	2.77
0187 NEW LENOX PCT 008	1742	.43	.0	2.47
0188 NEW LENOX PCT 009	1538	.32	.0	2.08
0189 NEW LENOX PCT 010	1288	.83	.0	6.44
0190 NEW LENOX PCT 011	1492	.37	.0	2.48
0191 NEW LENOX PCT 012	1389	.31	.0	2.23
0192 NEW LENOX PCT 013	1480	.42	.0	2.84
0193 NEW LENOX PCT 014	2187	.32	.0	1.46
0194 NEW LENOX PCT 015	1544	.36	.0	2.33
0195 NEW LENOX PCT 016	1363	.54	.0	3.96
0196 NEW LENOX PCT 017	1624	.38	.0	2.34
0197 NEW LENOX PCT 018	1487	.15	.0	1.01
0198 NEW LENOX PCT 019	1692	.31	.0	1.83
0199 NEW LENOX PCT 020	2382	.46	.0	1.93
0200 PEOTONE PCT 001	1537	.5	.0	.33
0201 PEOTONE PCT 002	1589	.4	.0	.25
0202 PLAINFIELD PCT 001	1674	.22	.0	1.31
0203 PLAINFIELD PCT 002	1646	.22	.0	1.34
0204 PLAINFIELD PCT 003	1366	.35	.0	2.56
0205 PLAINFIELD PCT 004	840	.3	.0	.36
0206 PLAINFIELD PCT 005	1556	.2	.0	.13
0207 PLAINFIELD PCT 006	1644	.8	.0	.49
0208 PLAINFIELD PCT 007	1984	.11	.0	.55
0209 PLAINFIELD PCT 008	1596	.33	.0	2.07
0210 PLAINFIELD PCT 009	1860	.62	.0	3.33
0211 PLAINFIELD PCT 010	1344	.77	.0	5.73
0212 PLAINFIELD PCT 011	835	.4	.0	.48
0213 PLAINFIELD PCT 012	1638	.5	.0	.31
0214 PLAINFIELD PCT 013	2234	.47	.0	2.10
0215 PLAINFIELD PCT 014	1459	.67	.0	4.59
0216 PLAINFIELD PCT 015	1445	.40	.0	2.77
0217 PLAINFIELD PCT 016	1466	.18	.0	1.23
0218 PLAINFIELD PCT 017	1773	.7	.0	.39
0219 PLAINFIELD PCT 018	1722	.5	.0	.29
0220 PLAINFIELD PCT 019	1602	.5	.0	.31
0221 PLAINFIELD PCT 020	2087	.17	.0	.81
0222 PLAINFIELD PCT 021	1250	.29	.0	2.32
0223 PLAINFIELD PCT 022	2134	.25	.0	1.17
0224 PLAINFIELD PCT 023	1238	.8	.0	.65
0225 PLAINFIELD PCT 024	1267	.14	.0	1.10
0226 PLAINFIELD PCT 025	1750	.9	.0	.51
0227 PLAINFIELD PCT 026	1620	.3	.0	.19

WITH 304 OF 304 PRECINCTS REPORTING

	TOTAL	PERCENT		TOTAL	PERCENT
01 = REGISTERED VOTERS - TOTAL	464,661		03 = BALLOTS CAST - BLANK	3	
02 = BALLOTS CAST - TOTAL	13,606		04 = VOTER TURNOUT - TOTAL		2.93
(CONTINUED FROM PREVIOUS PAGE)	01	02	03	04	
0228 PLAINFIELD PCT 027	1756	. . 4 . . 0 . . 23			
0229 PLAINFIELD PCT 028	1609	. . 3 . . 0 . . 19			
0230 PLAINFIELD PCT 029	1394	. . 7 . . 0 . . 50			
0231 PLAINFIELD PCT 030	1411	. . 12 . . 0 . . 85			
0232 PLAINFIELD PCT 031	1420	. . 7 . . 0 . . 49			
0233 PLAINFIELD PCT 032	1372	. . 10 . . 0 . . 73			
0234 PLAINFIELD PCT 033	1434	. . 12 . . 0 . . 84			
0235 PLAINFIELD PCT 034	1171	. . 5 . . 0 . . 43			
0236 PLAINFIELD PCT 035	1449	. . 6 . . 0 . . 41			
0237 REED PCT 001	1531	. . 44 . . 0 2.87			
0238 REED PCT 002	1637	. . 54 . . 0 3.30			
0239 REED PCT 003	1563	. . 44 . . 0 2.82			
0240 TROY PCT 001	2595	. . 9 . . 0 . . 35			
0241 TROY PCT 002	1873	. . 16 . . 0 . . 85			
0242 TROY PCT 003	1297	. . 5 . . 0 . . 39			
0243 TROY PCT 004	1342	. . 13 . . 0 . . 97			
0244 TROY PCT 005	1187	. . 32 . . 0 2.70			
0245 TROY PCT 006	994	. . 6 . . 0 . . 60			
0246 TROY PCT 007	2200	. . 25 . . 0 1.14			
0247 TROY PCT 008	2291	. . 48 . . 0 2.10			
0248 TROY PCT 009	1320	. . 20 . . 0 1.52			
0249 TROY PCT 010	1469	. . 33 . . 0 2.25			
0250 TROY PCT 011	1704	. . 66 . . 0 3.87			
0251 TROY PCT 012	1434	. . 20 . . 0 1.39			
0252 TROY PCT 013	2141	. . 50 . . 0 2.34			
0253 TROY PCT 014	1437	. . 30 . . 0 2.09			
0254 TROY PCT 015	1534	. . 43 . . 0 2.80			
0255 TROY PCT 016	1560	. . 29 . . 0 1.86			
0256 TROY PCT 017	1641	. . 43 . . 0 2.62			
0257 TROY PCT 018	1352	. . 14 . . 0 1.04			
0258 TROY PCT 019	1695	. . 12 . . 0 . . 71			
0259 TROY PCT 020	1715	. . 42 . . 0 2.45			
0260 TROY PCT 021	1531	. . 41 . . 0 2.68			
0261 TROY PCT 022	745	. . 7 . . 0 . . 94			
0262 WASHINGTON PCT 001	1438	. 104 . . 0 7.23			
0263 WASHINGTON PCT 002	1708	. . 76 . . 0 4.45			
0264 WASHINGTON PCT 003	1360	. . 91 . . 0 6.69			
0265 WESLEY PCT 001	1560	. . 1 . . 0 . . 06			
0266 WHEATLAND PCT 001	2452	. . 53 . . 0 2.16			
0267 WHEATLAND PCT 002	2071	. 226 . . 0 10.91			
0268 WHEATLAND PCT 003	1839	. . 95 . . 0 5.17			
0269 WHEATLAND PCT 004	2235	. . 66 . . 0 2.95			
0270 WHEATLAND PCT 005	1913	. . 84 . . 0 4.39			
0271 WHEATLAND PCT 006	1365	. . 43 . . 0 3.15			
0272 WHEATLAND PCT 007	1392	. . 65 . . 0 4.67			
0273 WHEATLAND PCT 008	1471	. . 51 . . 0 3.47			
0274 WHEATLAND PCT 009	1711	. . 90 . . 0 5.26			
0275 WHEATLAND PCT 010	1536	. . 63 . . 0 4.10			
0276 WHEATLAND PCT 011	2898	. 228 . . 0 7.87			
0277 WHEATLAND PCT 012	1560	. . 99 . . 0 6.35			
0278 WHEATLAND PCT 013	1435	. . 56 . . 0 3.90			
0279 WHEATLAND PCT 014	1635	. 108 . . 0 6.61			
0280 WHEATLAND PCT 015	1580	. 117 . . 0 7.41			
0281 WHEATLAND PCT 016	1739	. . 51 . . 0 2.93			
0282 WHEATLAND PCT 017	1663	. . 75 . . 0 4.51			
0283 WHEATLAND PCT 018	1645	. . 85 . . 0 5.17			
0284 WHEATLAND PCT 019	1323	. . 43 . . 0 3.25			

OFFICIAL RESULTS

WILL COUNTY, ILLINOIS
 CONSOLIDATED ELECTION
 APRIL 6, 2021

(EARLY VOTING)

RUN DATE:04/21/21 12:40 PM

REPORT-EL52

PAGE 0006

WITH 304 OF 304 PRECINCTS REPORTING

	TOTAL	PERCENT		TOTAL	PERCENT
01 = REGISTERED VOTERS - TOTAL	464,661		03 = BALLOTS CAST - BLANK	3	
02 = BALLOTS CAST - TOTAL	13,606		04 = VOTER TURNOUT - TOTAL		2.93
(CONTINUED FROM PREVIOUS PAGE)					
	01	02	03	04	
0285 WHEATLAND PCT 020	1474	. 44	. . 0	2.99	
0286 WHEATLAND PCT 021	1333	. 63	. . 0	4.73	
0287 WHEATLAND PCT 022	1810	. 90	. . 0	4.97	
0288 WHEATLAND PCT 023	1920	. 35	. . 0	1.82	
0289 WHEATLAND PCT 024	1547	. 62	. . 0	4.01	
0290 WHEATLAND PCT 025	1757	. 31	. . 0	1.76	
0291 WHEATLAND PCT 026	2116	. 46	. . 0	2.17	
0292 WHEATLAND PCT 027	2205	. 98	. . 0	4.44	
0293 WHEATLAND PCT 028	1966	. 29	. . 0	1.48	
0294 WHEATLAND PCT 029	1840	. 58	. . 0	3.15	
0295 WHEATLAND PCT 030	1796	. 48	. . 0	2.67	
0296 WHEATLAND PCT 031	1454	. 32	. . 0	2.20	
0297 WHEATLAND PCT 032	1753	. 34	. . 0	1.94	
0298 WHEATLAND PCT 033	1722	. 44	. . 0	2.56	
0299 WHEATLAND PCT 034	2312	. 37	. . 0	1.60	
0300 WILL PCT 001	1256	. . 3	. . 0	. . 24	
0301 WILMINGTON PCT 001	1457	. . 5	. . 0	. . 34	
0302 WILMINGTON PCT 002	1250	. . 2	. . 0	. . 16	
0303 WILMINGTON PCT 003	1389	. . 8	. . 0	. . 58	
0304 WILTON PCT 001	619	. . 3	. . 0	. . 48	

ELECTION DAY (BY PRECINCT)



LAUREN STALEY FERRY

WILL COUNTY CLERK

thewillcountyclerk.com

WITH 304 OF 304 PRECINCTS REPORTING

	TOTAL PERCENT				TOTAL PERCENT	
01 = REGISTERED VOTERS - TOTAL	464,661				03 = BALLOTS CAST - BLANK	13
02 = BALLOTS CAST - TOTAL	49,415				04 = VOTER TURNOUT - TOTAL	10.63
	01	02	03	04		
0001 CHANNAHON PCT 001	1497	. 79	. . 0	5.28		
0002 CHANNAHON PCT 002	1813	. 104	. . 0	5.74		
0003 CHANNAHON PCT 003	1554	. 84	. . 0	5.41		
0004 CHANNAHON PCT 004	1311	. 78	. . 0	5.95		
0005 CHANNAHON PCT 005	1663	. 61	. . 0	3.67		
0006 CRETE PCT 001	1508	. 148	. . 0	9.81		
0007 CRETE PCT 002	1531	. 160	. . 0	10.45		
0008 CRETE PCT 003	1445	. 240	. . 0	16.61		
0009 CRETE PCT 004	1432	. 156	. . 0	10.89		
0010 CRETE PCT 005	1418	. 141	. . 0	9.94		
0011 CRETE PCT 006	1457	. 172	. . 0	11.81		
0012 CRETE PCT 007	1389	. 160	. . 0	11.52		
0013 CRETE PCT 008	1512	. 248	. . 0	16.40		
0014 CRETE PCT 009	1363	. 209	. . 0	15.33		
0015 CRETE PCT 010	1117	. 82	. . 0	7.34		
0016 CRETE PCT 011	1246	. 164	. . 0	13.16		
0017 CRETE PCT 012	1173	. 197	. . 0	16.79		
0018 CUSTER PCT 001	1014	. 60	. . 0	5.92		
0019 DU PAGE PCT 001	1716	. 206	. . 0	12.00		
0020 DU PAGE PCT 002	1509	. 166	. . 0	11.00		
0021 DU PAGE PCT 003	1564	. 211	. . 0	13.49		
0022 DU PAGE PCT 004	1345	. 136	. . 0	10.11		
0023 DU PAGE PCT 005	1204	. 180	. . 0	14.95		
0024 DU PAGE PCT 006	1254	. 163	. . 0	13.00		
0025 DU PAGE PCT 007	1453	. 216	. . 0	14.87		
0026 DU PAGE PCT 008	1435	. 194	. . 0	13.52		
0027 DU PAGE PCT 009	1245	. 152	. . 0	12.21		
0028 DU PAGE PCT 010	1702	. 230	. . 0	13.51		
0029 DU PAGE PCT 011	1505	. 144	. . 0	9.57		
0030 DU PAGE PCT 012	1402	. 169	. . 0	12.05		
0031 DU PAGE PCT 013	1906	. 192	. . 0	10.07		
0032 DU PAGE PCT 014	1569	. 208	. . 0	13.26		
0033 DU PAGE PCT 015	1412	. 156	. . 0	11.05		
0034 DU PAGE PCT 016	1511	. 241	. . 0	15.95		
0035 DU PAGE PCT 017	1796	. 228	. . 0	12.69		
0036 DU PAGE PCT 018	1537	. 163	. . 0	10.61		
0037 DU PAGE PCT 019	1610	. 134	. . 0	8.32		
0038 DU PAGE PCT 020	1417	. 124	. . 0	8.75		
0039 DU PAGE PCT 021	1666	. 164	. . 0	9.84		
0040 DU PAGE PCT 022	1772	. 194	. . 0	10.95		
0041 DU PAGE PCT 023	2024	. 230	. . 0	11.36		
0042 DU PAGE PCT 024	1253	. 131	. . 0	10.45		
0043 DU PAGE PCT 025	1356	. 139	. . 0	10.25		
0044 DU PAGE PCT 026	1386	. 162	. . 0	11.69		
0045 DU PAGE PCT 027	1864	. 130	. . 0	6.97		
0046 DU PAGE PCT 028	1764	. 128	. . 0	7.26		
0047 DU PAGE PCT 029	1722	. 288	. . 0	16.72		
0048 DU PAGE PCT 030	1446	. 147	. . 0	10.17		
0049 DU PAGE PCT 031	901	. 161	. . 0	17.87		
0050 DU PAGE PCT 032	1893	. 101	. . 0	5.34		
0051 DU PAGE PCT 033	1560	. 92	. . 0	5.90		
0052 DU PAGE PCT 034	1007	. 139	. . 0	13.80		
0053 DU PAGE PCT 035	1259	. 27	. . 0	2.14		
0054 DU PAGE PCT 036	1822	. 122	. . 0	6.70		
0055 DU PAGE PCT 037	1534	. 88	. . 0	5.74		
0056 FLORENCE PCT 001	661	. 122	. . 0	18.46		

OFFICIAL RESULTS

WILL COUNTY, ILLINOIS
CONSOLIDATED ELECTION
APRIL 6, 2021

(ELECTION DAY)

RUN DATE:04/21/21 12:42 PM

REPORT-EL52

PAGE 0002

WITH 304 OF 304 PRECINCTS REPORTING

	TOTAL		PERCENT			TOTAL		PERCENT	
01 = REGISTERED VOTERS - TOTAL	464,661				03 = BALLOTS CAST - BLANK	13			
02 = BALLOTS CAST - TOTAL	49,415				04 = VOTER TURNOUT - TOTAL			10.63	
(CONTINUED FROM PREVIOUS PAGE)	01	02	03	04					
0057 FRANKFORT PCT 001	2027	. 239	. . 0	11.79					
0058 FRANKFORT PCT 002	1639	. 151	. . 0	9.21					
0059 FRANKFORT PCT 003	1610	. 164	. . 0	10.19					
0060 FRANKFORT PCT 004	1447	. 108	. . 0	7.46					
0061 FRANKFORT PCT 005	2168	. 225	. . 0	10.38					
0062 FRANKFORT PCT 006	1346	. 203	. . 0	15.08					
0063 FRANKFORT PCT 007	1427	. 157	. . 0	11.00					
0064 FRANKFORT PCT 008	1851	. 113	. . 0	6.10					
0065 FRANKFORT PCT 009	1521	. 121	. . 0	7.96					
0066 FRANKFORT PCT 010	1515	. 113	. . 0	7.46					
0067 FRANKFORT PCT 011	2133	. 366	. . 0	17.16					
0068 FRANKFORT PCT 012	1290	. 224	. . 0	17.36					
0069 FRANKFORT PCT 013	1280	. 159	. . 0	12.42					
0070 FRANKFORT PCT 014	1513	. 161	. . 0	10.64					
0071 FRANKFORT PCT 015	1422	. 111	. . 0	7.81					
0072 FRANKFORT PCT 016	1807	. 229	. . 0	12.67					
0073 FRANKFORT PCT 017	2098	. 292	. . 0	13.92					
0074 FRANKFORT PCT 018	1356	. 280	. . 0	20.65					
0075 FRANKFORT PCT 019	1539	. 151	. . 0	9.81					
0076 FRANKFORT PCT 020	1552	. 146	. . 0	9.41					
0077 FRANKFORT PCT 021	1351	. 243	. . 0	17.99					
0078 FRANKFORT PCT 022	1369	. 250	. . 0	18.26					
0079 FRANKFORT PCT 023	1314	. 312	. . 0	23.74					
0080 FRANKFORT PCT 024	1457	. 186	. . 0	12.77					
0081 FRANKFORT PCT 025	1338	. 369	. . 0	27.58					
0082 FRANKFORT PCT 026	1480	. 251	. . 0	16.96					
0083 FRANKFORT PCT 027	1262	. 228	. . 0	18.07					
0084 FRANKFORT PCT 028	1857	. 240	. . 0	12.92					
0085 GREEN GARDEN PCT 001	1526	. 274	. . 0	17.96					
0086 GREEN GARDEN PCT 002	1568	. 329	. . 0	20.98					
0087 HOMER PCT 001	1486	. 135	. . 0	9.08					
0088 HOMER PCT 002	1684	. 216	. . 0	12.83					
0089 HOMER PCT 003	1382	. 166	. . 0	12.01					
0090 HOMER PCT 004	1517	. 207	. . 0	13.65					
0091 HOMER PCT 005	1202	. 176	. . 0	14.64					
0092 HOMER PCT 006	1423	. 158	. . 0	11.10					
0093 HOMER PCT 007	1499	. 248	. . 0	16.54					
0094 HOMER PCT 008	1427	. 140	. . 0	9.81					
0095 HOMER PCT 009	1238	. 126	. . 0	10.18					
0096 HOMER PCT 010	1715	. 148	. . 0	8.63					
0097 HOMER PCT 011	1536	. 207	. . 0	13.48					
0098 HOMER PCT 012	1594	. 209	. . 0	13.11					
0099 HOMER PCT 013	1768	. 207	. . 0	11.71					
0100 HOMER PCT 014	2424	. 299	. . 0	12.33					
0101 HOMER PCT 015	1861	. 220	. . 0	11.82					
0102 HOMER PCT 016	1488	. 158	. . 0	10.62					
0103 HOMER PCT 017	1617	. 161	. . 0	9.96					
0104 HOMER PCT 018	1971	. 192	. . 0	9.74					
0105 JACKSON PCT 001	1519	. 85	. . 1	5.60					
0106 JACKSON PCT 002	1431	. 101	. . 0	7.06					
0107 JOLIET PCT 001	1472	. 83	. . 0	5.64					
0108 JOLIET PCT 002	1027	. 125	. . 0	12.17					
0109 JOLIET PCT 003	971	. 90	. . 0	9.27					
0110 JOLIET PCT 004	1328	. 126	. . 0	9.49					
0111 JOLIET PCT 005	1158	. 49	. . 0	4.23					
0112 JOLIET PCT 006	1065	. 45	. . 0	4.23					
0113 JOLIET PCT 007	1188	. 121	. . 0	10.19					

OFFICIAL RESULTS

WILL COUNTY, ILLINOIS
CONSOLIDATED ELECTION
APRIL 6, 2021

(ELECTION DAY)

RUN DATE:04/21/21 12:42 PM

REPORT-EL52

PAGE 0003

WITH 304 OF 304 PRECINCTS REPORTING

	TOTAL PERCENT					TOTAL PERCENT	
01 = REGISTERED VOTERS - TOTAL	464,661				03 = BALLOTS CAST - BLANK	13	
02 = BALLOTS CAST - TOTAL	49,415				04 = VOTER TURNOUT - TOTAL	10.63	
(CONTINUED FROM PREVIOUS PAGE)	01	02	03	04			
0114 JOLIET PCT 008	1324	. 94	. . 0	7.10			
0115 JOLIET PCT 009	1423	. 93	. . 0	6.54			
0116 JOLIET PCT 010	1197	. 160	. . 0	13.37			
0117 JOLIET PCT 011	1318	. 110	. . 0	8.35			
0118 JOLIET PCT 012	1409	. 87	. . 0	6.17			
0119 JOLIET PCT 013	1309	. 66	. . 0	5.04			
0120 JOLIET PCT 014	1431	. 104	. . 0	7.27			
0121 JOLIET PCT 015	1352	. 73	. . 0	5.40			
0122 JOLIET PCT 016	1362	. 170	. . 0	12.48			
0123 JOLIET PCT 017	1413	. 223	. . 0	15.78			
0124 JOLIET PCT 018	1356	. 292	. . 0	21.53			
0125 JOLIET PCT 019	1220	. 173	. . 0	14.18			
0126 JOLIET PCT 020	1308	. 107	. . 1	8.18			
0127 JOLIET PCT 021	1464	. 226	. . 0	15.44			
0128 JOLIET PCT 022	1433	. 151	. . 0	10.54			
0129 JOLIET PCT 023	1563	. 100	. . 0	6.40			
0130 JOLIET PCT 024	1255	. 70	. . 0	5.58			
0131 JOLIET PCT 025	1348	. 121	. . 0	8.98			
0132 JOLIET PCT 026	1209	. 117	. . 0	9.68			
0133 JOLIET PCT 027	715	. 46	. . 0	6.43			
0134 JOLIET PCT 028	1172	. 65	. . 0	5.55			
0135 JOLIET PCT 029	1318	. 91	. . 1	6.90			
0136 JOLIET PCT 030	1296	. 98	. . 0	7.56			
0137 JOLIET PCT 031	1270	. 106	. . 0	8.35			
0138 JOLIET PCT 032	1100	. 90	. . 0	8.18			
0139 JOLIET PCT 033	1173	. 122	. . 0	10.40			
0140 JOLIET PCT 034	1117	. 76	. . 0	6.80			
0141 JOLIET PCT 035	1348	. 102	. . 0	7.57			
0142 JOLIET PCT 036	1120	. 83	. . 0	7.41			
0143 JOLIET PCT 037	1240	. 97	. . 0	7.82			
0144 LOCKPORT PCT 001	1822	. 288	. . 0	15.81			
0145 LOCKPORT PCT 002	1883	. 72	. . 0	3.82			
0146 LOCKPORT PCT 003	1693	. 63	. . 0	3.72			
0147 LOCKPORT PCT 004	1331	. 75	. . 0	5.63			
0148 LOCKPORT PCT 005	1445	. 214	. . 0	14.81			
0149 LOCKPORT PCT 006	2045	. 66	. . 0	3.23			
0150 LOCKPORT PCT 007	1954	. 84	. . 0	4.30			
0151 LOCKPORT PCT 008	1711	. 38	. . 0	2.22			
0152 LOCKPORT PCT 009	2204	. 193	. . 0	8.76			
0153 LOCKPORT PCT 010	1559	. 196	. . 0	12.57			
0154 LOCKPORT PCT 011	1492	. 244	. . 0	16.35			
0155 LOCKPORT PCT 012	1568	. 172	. . 0	10.97			
0156 LOCKPORT PCT 013	1988	. 387	. . 0	19.47			
0157 LOCKPORT PCT 014	1432	. 183	. . 0	12.78			
0158 LOCKPORT PCT 015	1361	. 164	. . 0	12.05			
0159 LOCKPORT PCT 016	1633	. 221	. . 0	13.53			
0160 LOCKPORT PCT 017	1486	. 298	. . 0	20.05			
0161 LOCKPORT PCT 018	1682	. 145	. . 0	8.62			
0162 LOCKPORT PCT 019	1407	. 254	. . 0	18.05			
0163 LOCKPORT PCT 020	1290	. 200	. . 0	15.50			
0164 LOCKPORT PCT 021	1434	. 123	. . 0	8.58			
0165 LOCKPORT PCT 022	1258	. 196	. . 0	15.58			
0166 LOCKPORT PCT 023	1105	. 173	. . 0	15.66			
0167 LOCKPORT PCT 024	1001	. 67	. . 0	6.69			
0168 MANHATTAN PCT 001	1687	. 225	. . 0	13.34			
0169 MANHATTAN PCT 002	1909	. 382	. . 0	20.01			
0170 MANHATTAN PCT 003	2470	. 255	. . 0	10.32			

OFFICIAL RESULTS

WILL COUNTY, ILLINOIS
CONSOLIDATED ELECTION
APRIL 6, 2021

(ELECTION DAY)

RUN DATE:04/21/21 12:42 PM

REPORT-EL52

PAGE 0004

WITH 304 OF 304 PRECINCTS REPORTING

	TOTAL PERCENT					TOTAL PERCENT	
01 = REGISTERED VOTERS - TOTAL	464,661				03 = BALLOTS CAST - BLANK	13	
02 = BALLOTS CAST - TOTAL	49,415				04 = VOTER TURNOUT - TOTAL	10.63	
(CONTINUED FROM PREVIOUS PAGE)	01	02	03	04			
0171 MANHATTAN PCT 004	1618	.233	. . 0	14.40			
0172 MONEE PCT 001	1277	.77	. . 0	6.03			
0173 MONEE PCT 002	1425	.152	. . 0	10.67			
0174 MONEE PCT 003	1523	.244	. . 0	16.02			
0175 MONEE PCT 004	1590	.303	. . 0	19.06			
0176 MONEE PCT 005	1312	.165	. . 0	12.58			
0177 MONEE PCT 006	946	.126	. . 0	13.32			
0178 MONEE PCT 007	1287	.210	. . 0	16.32			
0179 MONEE PCT 008	1270	.216	. . 0	17.01			
0180 NEW LENOX PCT 001	1426	.94	. . 0	6.59			
0181 NEW LENOX PCT 002	1346	.163	. . 1	12.11			
0182 NEW LENOX PCT 003	1282	.122	. . 0	9.52			
0183 NEW LENOX PCT 004	1045	.154	. . 0	14.74			
0184 NEW LENOX PCT 005	1348	.165	. . 0	12.24			
0185 NEW LENOX PCT 006	1341	.100	. . 0	7.46			
0186 NEW LENOX PCT 007	2060	.131	. . 0	6.36			
0187 NEW LENOX PCT 008	1742	.135	. . 0	7.75			
0188 NEW LENOX PCT 009	1538	.170	. . 0	11.05			
0189 NEW LENOX PCT 010	1288	.169	. . 0	13.12			
0190 NEW LENOX PCT 011	1492	.194	. . 0	13.00			
0191 NEW LENOX PCT 012	1389	.134	. . 0	9.65			
0192 NEW LENOX PCT 013	1480	.138	. . 0	9.32			
0193 NEW LENOX PCT 014	2187	.202	. . 0	9.24			
0194 NEW LENOX PCT 015	1544	.155	. . 0	10.04			
0195 NEW LENOX PCT 016	1363	.165	. . 0	12.11			
0196 NEW LENOX PCT 017	1624	.169	. . 0	10.41			
0197 NEW LENOX PCT 018	1487	.131	. . 0	8.81			
0198 NEW LENOX PCT 019	1692	.144	. . 0	8.51			
0199 NEW LENOX PCT 020	2382	.225	. . 0	9.45			
0200 PEOTONE PCT 001	1537	.313	. . 0	20.36			
0201 PEOTONE PCT 002	1589	.283	. . 0	17.81			
0202 PLAINFIELD PCT 001	1674	.181	. . 0	10.81			
0203 PLAINFIELD PCT 002	1646	.147	. . 0	8.93			
0204 PLAINFIELD PCT 003	1366	.132	. . 1	9.66			
0205 PLAINFIELD PCT 004	840	.27	. . 0	3.21			
0206 PLAINFIELD PCT 005	1556	.50	. . 0	3.21			
0207 PLAINFIELD PCT 006	1644	.48	. . 0	2.92			
0208 PLAINFIELD PCT 007	1984	.49	. . 0	2.47			
0209 PLAINFIELD PCT 008	1596	.210	. . 0	13.16			
0210 PLAINFIELD PCT 009	1860	.236	. . 0	12.69			
0211 PLAINFIELD PCT 010	1344	.241	. . 0	17.93			
0212 PLAINFIELD PCT 011	835	.16	. . 0	1.92			
0213 PLAINFIELD PCT 012	1638	.54	. . 1	3.30			
0214 PLAINFIELD PCT 013	2234	.269	. . 0	12.04			
0215 PLAINFIELD PCT 014	1459	.181	. . 0	12.41			
0216 PLAINFIELD PCT 015	1445	.174	. . 1	12.04			
0217 PLAINFIELD PCT 016	1466	.135	. . 0	9.21			
0218 PLAINFIELD PCT 017	1773	.72	. . 0	4.06			
0219 PLAINFIELD PCT 018	1722	.96	. . 0	5.57			
0220 PLAINFIELD PCT 019	1602	.77	. . 0	4.81			
0221 PLAINFIELD PCT 020	2087	.75	. . 0	3.59			
0222 PLAINFIELD PCT 021	1250	.85	. . 0	6.80			
0223 PLAINFIELD PCT 022	2134	.117	. . 0	5.48			
0224 PLAINFIELD PCT 023	1238	.79	. . 0	6.38			
0225 PLAINFIELD PCT 024	1267	.106	. . 0	8.37			
0226 PLAINFIELD PCT 025	1750	.62	. . 0	3.54			
0227 PLAINFIELD PCT 026	1620	.52	. . 0	3.21			

WITH 304 OF 304 PRECINCTS REPORTING

	TOTAL	PERCENT		TOTAL	PERCENT
01 = REGISTERED VOTERS - TOTAL	464,661			03 = BALLOTS CAST - BLANK	13
02 = BALLOTS CAST - TOTAL	49,415			04 = VOTER TURNOUT - TOTAL	10.63
(CONTINUED FROM PREVIOUS PAGE)					
	01	02	03	04	
0228 PLAINFIELD PCT 027	1756	.64	.0	3.64	
0229 PLAINFIELD PCT 028	1609	.74	.0	4.60	
0230 PLAINFIELD PCT 029	1394	.73	.0	5.24	
0231 PLAINFIELD PCT 030	1411	.118	.1	8.36	
0232 PLAINFIELD PCT 031	1420	.86	.0	6.06	
0233 PLAINFIELD PCT 032	1372	.86	.0	6.27	
0234 PLAINFIELD PCT 033	1434	.114	.0	7.95	
0235 PLAINFIELD PCT 034	1171	.97	.0	8.28	
0236 PLAINFIELD PCT 035	1449	.78	.0	5.38	
0237 REED PCT 001	1531	.161	.0	10.52	
0238 REED PCT 002	1637	.202	.0	12.34	
0239 REED PCT 003	1563	.213	.0	13.63	
0240 TROY PCT 001	2595	.107	.1	4.12	
0241 TROY PCT 002	1873	.44	.0	2.35	
0242 TROY PCT 003	1297	.46	.0	3.55	
0243 TROY PCT 004	1342	.129	.0	9.61	
0244 TROY PCT 005	1187	.124	.0	10.45	
0245 TROY PCT 006	994	.52	.0	5.23	
0246 TROY PCT 007	2200	.144	.0	6.55	
0247 TROY PCT 008	2291	.189	.0	8.25	
0248 TROY PCT 009	1320	.139	.1	10.53	
0249 TROY PCT 010	1469	.156	.0	10.62	
0250 TROY PCT 011	1704	.290	.0	17.02	
0251 TROY PCT 012	1434	.213	.0	14.85	
0252 TROY PCT 013	2141	.276	.1	12.89	
0253 TROY PCT 014	1437	.200	.0	13.92	
0254 TROY PCT 015	1534	.201	.0	13.10	
0255 TROY PCT 016	1560	.160	.0	10.26	
0256 TROY PCT 017	1641	.258	.0	15.72	
0257 TROY PCT 018	1352	.97	.0	7.17	
0258 TROY PCT 019	1695	.87	.0	5.13	
0259 TROY PCT 020	1715	.170	.0	9.91	
0260 TROY PCT 021	1531	.205	.0	13.39	
0261 TROY PCT 022	745	.59	.0	7.92	
0262 WASHINGTON PCT 001	1438	.277	.0	19.26	
0263 WASHINGTON PCT 002	1708	.263	.0	15.40	
0264 WASHINGTON PCT 003	1360	.261	.0	19.19	
0265 WESLEY PCT 001	1560	.114	.0	7.31	
0266 WHEATLAND PCT 001	2452	.214	.0	8.73	
0267 WHEATLAND PCT 002	2071	.208	.0	10.04	
0268 WHEATLAND PCT 003	1839	.160	.0	8.70	
0269 WHEATLAND PCT 004	2235	.123	.0	5.50	
0270 WHEATLAND PCT 005	1913	.179	.0	9.36	
0271 WHEATLAND PCT 006	1365	.202	.0	14.80	
0272 WHEATLAND PCT 007	1392	.135	.0	9.70	
0273 WHEATLAND PCT 008	1471	.173	.1	11.76	
0274 WHEATLAND PCT 009	1711	.196	.0	11.46	
0275 WHEATLAND PCT 010	1536	.174	.0	11.33	
0276 WHEATLAND PCT 011	2898	.247	.0	8.52	
0277 WHEATLAND PCT 012	1560	.166	.0	10.64	
0278 WHEATLAND PCT 013	1435	.145	.0	10.10	
0279 WHEATLAND PCT 014	1635	.212	.0	12.97	
0280 WHEATLAND PCT 015	1580	.182	.0	11.52	
0281 WHEATLAND PCT 016	1739	.166	.0	9.55	
0282 WHEATLAND PCT 017	1663	.154	.0	9.26	
0283 WHEATLAND PCT 018	1645	.158	.0	9.60	
0284 WHEATLAND PCT 019	1323	.241	.0	18.22	

OFFICIAL RESULTS

WILL COUNTY, ILLINOIS
 CONSOLIDATED ELECTION
 APRIL 6, 2021

(ELECTION DAY)

RUN DATE:04/21/21 12:42 PM

REPORT-EL52

PAGE 0006

WITH 304 OF 304 PRECINCTS REPORTING

01 = REGISTERED VOTERS - TOTAL	464,661	03 = BALLOTS CAST - BLANK	13
02 = BALLOTS CAST - TOTAL	49,415	04 = VOTER TURNOUT - TOTAL	10.63

(CONTINUED FROM PREVIOUS PAGE)

	01	02	03	04
0285 WHEATLAND PCT 020	1474	.167	. . 0	11.33
0286 WHEATLAND PCT 021	1333	.182	. . 0	13.65
0287 WHEATLAND PCT 022	1810	.265	. . 0	14.64
0288 WHEATLAND PCT 023	1920	.130	. . 0	6.77
0289 WHEATLAND PCT 024	1547	.153	. . 0	9.89
0290 WHEATLAND PCT 025	1757	.181	. . 0	10.30
0291 WHEATLAND PCT 026	2116	.230	. . 0	10.87
0292 WHEATLAND PCT 027	2205	.313	. . 0	14.20
0293 WHEATLAND PCT 028	1966	.271	. . 0	13.78
0294 WHEATLAND PCT 029	1840	.254	. . 0	13.80
0295 WHEATLAND PCT 030	1796	.241	. . 0	13.42
0296 WHEATLAND PCT 031	1454	.101	. . 0	6.95
0297 WHEATLAND PCT 032	1753	.177	. . 0	10.10
0298 WHEATLAND PCT 033	1722	.176	. . 0	10.22
0299 WHEATLAND PCT 034	2312	.227	. . 0	9.82
0300 WILL PCT 001	1256	.148	. . 1	11.78
0301 WILMINGTON PCT 001	1457	.257	. . 0	17.64
0302 WILMINGTON PCT 002	1250	.207	. . 0	16.56
0303 WILMINGTON PCT 003	1389	.419	. . 0	30.17
0304 WILTON PCT 001	619	.96	. . 0	15.51

=====

PROVISIONAL VOTING (BY PRECINCT)



LAUREN STALEY FERRY

WILL COUNTY CLERK

thewillcountyclerk.com

WITH 58 OF 304 PRECINCTS REPORTING

	TOTAL PERCENT				TOTAL PERCENT	
01 = REGISTERED VOTERS - TOTAL	464,661				03 = BALLOTS CAST - BLANK	0
02 = BALLOTS CAST - TOTAL	77				04 = VOTER TURNOUT - TOTAL	.02
	01	02	03	04		
0001 CHANNAHON PCT 001	1497	. . 0	. . 0	. .00		
0002 CHANNAHON PCT 002	1813	. . 0	. . 0	. .00		
0003 CHANNAHON PCT 003	1554	. . 0	. . 0	. .00		
0004 CHANNAHON PCT 004	1311	. . 0	. . 0	. .00		
0005 CHANNAHON PCT 005	1663	. . 0	. . 0	. .00		
0006 CRETE PCT 001	1508	. . 1	. . 0	. .07		
0007 CRETE PCT 002	1531	. . 0	. . 0	. .00		
0008 CRETE PCT 003	1445	. . 0	. . 0	. .00		
0009 CRETE PCT 004	1432	. . 0	. . 0	. .00		
0010 CRETE PCT 005	1418	. . 2	. . 0	. .14		
0011 CRETE PCT 006	1457	. . 1	. . 0	. .07		
0012 CRETE PCT 007	1389	. . 0	. . 0	. .00		
0013 CRETE PCT 008	1512	. . 0	. . 0	. .00		
0014 CRETE PCT 009	1363	. . 0	. . 0	. .00		
0015 CRETE PCT 010	1117	. . 0	. . 0	. .00		
0016 CRETE PCT 011	1246	. . 0	. . 0	. .00		
0017 CRETE PCT 012	1173	. . 1	. . 0	. .09		
0018 CUSTER PCT 001	1014	. . 0	. . 0	. .00		
0019 DU PAGE PCT 001	1716	. . 2	. . 0	. .12		
0020 DU PAGE PCT 002	1509	. . 0	. . 0	. .00		
0021 DU PAGE PCT 003	1564	. . 1	. . 0	. .06		
0022 DU PAGE PCT 004	1345	. . 0	. . 0	. .00		
0023 DU PAGE PCT 005	1204	. . 1	. . 0	. .08		
0024 DU PAGE PCT 006	1254	. . 0	. . 0	. .00		
0025 DU PAGE PCT 007	1453	. . 0	. . 0	. .00		
0026 DU PAGE PCT 008	1435	. . 0	. . 0	. .00		
0027 DU PAGE PCT 009	1245	. . 0	. . 0	. .00		
0028 DU PAGE PCT 010	1702	. . 3	. . 0	. .18		
0029 DU PAGE PCT 011	1505	. . 0	. . 0	. .00		
0030 DU PAGE PCT 012	1402	. . 2	. . 0	. .14		
0031 DU PAGE PCT 013	1906	. . 3	. . 0	. .16		
0032 DU PAGE PCT 014	1569	. . 0	. . 0	. .00		
0033 DU PAGE PCT 015	1412	. . 1	. . 0	. .07		
0034 DU PAGE PCT 016	1511	. . 1	. . 0	. .07		
0035 DU PAGE PCT 017	1796	. . 0	. . 0	. .00		
0036 DU PAGE PCT 018	1537	. . 1	. . 0	. .07		
0037 DU PAGE PCT 019	1610	. . 0	. . 0	. .00		
0038 DU PAGE PCT 020	1417	. . 0	. . 0	. .00		
0039 DU PAGE PCT 021	1666	. . 1	. . 0	. .06		
0040 DU PAGE PCT 022	1772	. . 0	. . 0	. .00		
0041 DU PAGE PCT 023	2024	. . 0	. . 0	. .00		
0042 DU PAGE PCT 024	1253	. . 0	. . 0	. .00		
0043 DU PAGE PCT 025	1356	. . 0	. . 0	. .00		
0044 DU PAGE PCT 026	1386	. . 0	. . 0	. .00		
0045 DU PAGE PCT 027	1864	. . 0	. . 0	. .00		
0046 DU PAGE PCT 028	1764	. . 1	. . 0	. .06		
0047 DU PAGE PCT 029	1722	. . 2	. . 0	. .12		
0048 DU PAGE PCT 030	1446	. . 1	. . 0	. .07		
0049 DU PAGE PCT 031	901	. . 1	. . 0	. .11		
0050 DU PAGE PCT 032	1893	. . 0	. . 0	. .00		
0051 DU PAGE PCT 033	1560	. . 0	. . 0	. .00		
0052 DU PAGE PCT 034	1007	. . 0	. . 0	. .00		
0053 DU PAGE PCT 035	1259	. . 0	. . 0	. .00		
0054 DU PAGE PCT 036	1822	. . 0	. . 0	. .00		
0055 DU PAGE PCT 037	1534	. . 0	. . 0	. .00		
0056 FLORENCE PCT 001	661	. . 1	. . 0	. .15		

OFFICIAL RESULTS

WILL COUNTY, ILLINOIS
CONSOLIDATED ELECTION
APRIL 6, 2021

(PROVISIONAL)

RUN DATE:04/21/21 12:43 PM

REPORT-EL52

PAGE 0002

WITH 58 OF 304 PRECINCTS REPORTING

	TOTAL PERCENT		TOTAL PERCENT
01 = REGISTERED VOTERS - TOTAL	464,661	03 = BALLOTS CAST - BLANK	0
02 = BALLOTS CAST - TOTAL	77	04 = VOTER TURNOUT - TOTAL	.02

(CONTINUED FROM PREVIOUS PAGE)

	01	02	03	04
0057 FRANKFORT PCT 001	2027	. . 0	. . 0	. .00
0058 FRANKFORT PCT 002	1639	. . 0	. . 0	. .00
0059 FRANKFORT PCT 003	1610	. . 0	. . 0	. .00
0060 FRANKFORT PCT 004	1447	. . 0	. . 0	. .00
0061 FRANKFORT PCT 005	2168	. . 0	. . 0	. .00
0062 FRANKFORT PCT 006	1346	. . 0	. . 0	. .00
0063 FRANKFORT PCT 007	1427	. . 0	. . 0	. .00
0064 FRANKFORT PCT 008	1851	. . 0	. . 0	. .00
0065 FRANKFORT PCT 009	1521	. . 0	. . 0	. .00
0066 FRANKFORT PCT 010	1515	. . 0	. . 0	. .00
0067 FRANKFORT PCT 011	2133	. . 0	. . 0	. .00
0068 FRANKFORT PCT 012	1290	. . 0	. . 0	. .00
0069 FRANKFORT PCT 013	1280	. . 0	. . 0	. .00
0070 FRANKFORT PCT 014	1513	. . 0	. . 0	. .00
0071 FRANKFORT PCT 015	1422	. . 0	. . 0	. .00
0072 FRANKFORT PCT 016	1807	. . 2	. . 0	. .11
0073 FRANKFORT PCT 017	2098	. . 0	. . 0	. .00
0074 FRANKFORT PCT 018	1356	. . 0	. . 0	. .00
0075 FRANKFORT PCT 019	1539	. . 0	. . 0	. .00
0076 FRANKFORT PCT 020	1552	. . 0	. . 0	. .00
0077 FRANKFORT PCT 021	1351	. . 1	. . 0	. .07
0078 FRANKFORT PCT 022	1369	. . 0	. . 0	. .00
0079 FRANKFORT PCT 023	1314	. . 0	. . 0	. .00
0080 FRANKFORT PCT 024	1457	. . 1	. . 0	. .07
0081 FRANKFORT PCT 025	1338	. . 2	. . 0	. .15
0082 FRANKFORT PCT 026	1480	. . 1	. . 0	. .07
0083 FRANKFORT PCT 027	1262	. . 0	. . 0	. .00
0084 FRANKFORT PCT 028	1857	. . 1	. . 0	. .05
0085 GREEN GARDEN PCT 001	1526	. . 0	. . 0	. .00
0086 GREEN GARDEN PCT 002	1568	. . 0	. . 0	. .00
0087 HOMER PCT 001	1486	. . 0	. . 0	. .00
0088 HOMER PCT 002	1684	. . 0	. . 0	. .00
0089 HOMER PCT 003	1382	. . 0	. . 0	. .00
0090 HOMER PCT 004	1517	. . 1	. . 0	. .07
0091 HOMER PCT 005	1202	. . 0	. . 0	. .00
0092 HOMER PCT 006	1423	. . 0	. . 0	. .00
0093 HOMER PCT 007	1499	. . 0	. . 0	. .00
0094 HOMER PCT 008	1427	. . 0	. . 0	. .00
0095 HOMER PCT 009	1238	. . 0	. . 0	. .00
0096 HOMER PCT 010	1715	. . 0	. . 0	. .00
0097 HOMER PCT 011	1536	. . 0	. . 0	. .00
0098 HOMER PCT 012	1594	. . 0	. . 0	. .00
0099 HOMER PCT 013	1768	. . 0	. . 0	. .00
0100 HOMER PCT 014	2424	. . 0	. . 0	. .00
0101 HOMER PCT 015	1861	. . 1	. . 0	. .05
0102 HOMER PCT 016	1488	. . 0	. . 0	. .00
0103 HOMER PCT 017	1617	. . 1	. . 0	. .06
0104 HOMER PCT 018	1971	. . 0	. . 0	. .00
0105 JACKSON PCT 001	1519	. . 0	. . 0	. .00
0106 JACKSON PCT 002	1431	. . 0	. . 0	. .00
0107 JOLIET PCT 001	1472	. . 0	. . 0	. .00
0108 JOLIET PCT 002	1027	. . 0	. . 0	. .00
0109 JOLIET PCT 003	971	. . 0	. . 0	. .00
0110 JOLIET PCT 004	1328	. . 0	. . 0	. .00
0111 JOLIET PCT 005	1158	. . 0	. . 0	. .00
0112 JOLIET PCT 006	1065	. . 1	. . 0	. .09
0113 JOLIET PCT 007	1188	. . 0	. . 0	. .00

WITH 58 OF 304 PRECINCTS REPORTING

01 = REGISTERED VOTERS - TOTAL	TOTAL	PERCENT	03 = BALLOTS CAST - BLANK	TOTAL	PERCENT
02 = BALLOTS CAST - TOTAL	464,661	77	04 = VOTER TURNOUT - TOTAL	0	.02

(CONTINUED FROM PREVIOUS PAGE)

	01	02	03	04
0114 JOLIET PCT 008	1324	. . 0	. . 0	. .00
0115 JOLIET PCT 009	1423	. . 0	. . 0	. .00
0116 JOLIET PCT 010	1197	. . 0	. . 0	. .00
0117 JOLIET PCT 011	1318	. . 0	. . 0	. .00
0118 JOLIET PCT 012	1409	. . 0	. . 0	. .00
0119 JOLIET PCT 013	1309	. . 0	. . 0	. .00
0120 JOLIET PCT 014	1431	. . 0	. . 0	. .00
0121 JOLIET PCT 015	1352	. . 1	. . 0	. .07
0122 JOLIET PCT 016	1362	. . 0	. . 0	. .00
0123 JOLIET PCT 017	1413	. . 0	. . 0	. .00
0124 JOLIET PCT 018	1356	. . 1	. . 0	. .07
0125 JOLIET PCT 019	1220	. . 0	. . 0	. .00
0126 JOLIET PCT 020	1308	. . 1	. . 0	. .08
0127 JOLIET PCT 021	1464	. . 2	. . 0	. .14
0128 JOLIET PCT 022	1433	. . 0	. . 0	. .00
0129 JOLIET PCT 023	1563	. . 1	. . 0	. .06
0130 JOLIET PCT 024	1255	. . 0	. . 0	. .00
0131 JOLIET PCT 025	1348	. . 0	. . 0	. .00
0132 JOLIET PCT 026	1209	. . 0	. . 0	. .00
0133 JOLIET PCT 027	715	. . 0	. . 0	. .00
0134 JOLIET PCT 028	1172	. . 0	. . 0	. .00
0135 JOLIET PCT 029	1318	. . 0	. . 0	. .00
0136 JOLIET PCT 030	1296	. . 0	. . 0	. .00
0137 JOLIET PCT 031	1270	. . 0	. . 0	. .00
0138 JOLIET PCT 032	1100	. . 0	. . 0	. .00
0139 JOLIET PCT 033	1173	. . 0	. . 0	. .00
0140 JOLIET PCT 034	1117	. . 1	. . 0	. .09
0141 JOLIET PCT 035	1348	. . 0	. . 0	. .00
0142 JOLIET PCT 036	1120	. . 0	. . 0	. .00
0143 JOLIET PCT 037	1240	. . 0	. . 0	. .00
0144 LOCKPORT PCT 001	1822	. . 0	. . 0	. .00
0145 LOCKPORT PCT 002	1883	. . 0	. . 0	. .00
0146 LOCKPORT PCT 003	1693	. . 0	. . 0	. .00
0147 LOCKPORT PCT 004	1331	. . 0	. . 0	. .00
0148 LOCKPORT PCT 005	1445	. . 0	. . 0	. .00
0149 LOCKPORT PCT 006	2045	. . 0	. . 0	. .00
0150 LOCKPORT PCT 007	1954	. . 1	. . 0	. .05
0151 LOCKPORT PCT 008	1711	. . 0	. . 0	. .00
0152 LOCKPORT PCT 009	2204	. . 0	. . 0	. .00
0153 LOCKPORT PCT 010	1559	. . 0	. . 0	. .00
0154 LOCKPORT PCT 011	1492	. . 0	. . 0	. .00
0155 LOCKPORT PCT 012	1568	. . 0	. . 0	. .00
0156 LOCKPORT PCT 013	1988	. . 1	. . 0	. .05
0157 LOCKPORT PCT 014	1432	. . 1	. . 0	. .07
0158 LOCKPORT PCT 015	1361	. . 0	. . 0	. .00
0159 LOCKPORT PCT 016	1633	. . 0	. . 0	. .00
0160 LOCKPORT PCT 017	1486	. . 0	. . 0	. .00
0161 LOCKPORT PCT 018	1682	. . 1	. . 0	. .06
0162 LOCKPORT PCT 019	1407	. . 0	. . 0	. .00
0163 LOCKPORT PCT 020	1290	. . 0	. . 0	. .00
0164 LOCKPORT PCT 021	1434	. . 0	. . 0	. .00
0165 LOCKPORT PCT 022	1258	. . 0	. . 0	. .00
0166 LOCKPORT PCT 023	1105	. . 0	. . 0	. .00
0167 LOCKPORT PCT 024	1001	. . 0	. . 0	. .00
0168 MANHATTAN PCT 001	1687	. . 0	. . 0	. .00
0169 MANHATTAN PCT 002	1909	. . 1	. . 0	. .05
0170 MANHATTAN PCT 003	2470	. . 0	. . 0	. .00

OFFICIAL RESULTS

WILL COUNTY, ILLINOIS
CONSOLIDATED ELECTION
APRIL 6, 2021

(PROVISIONAL)

RUN DATE:04/21/21 12:43 PM

REPORT-EL52

PAGE 0004

WITH 58 OF 304 PRECINCTS REPORTING

	TOTAL PERCENT		TOTAL PERCENT
01 = REGISTERED VOTERS - TOTAL	464,661	03 = BALLOTS CAST - BLANK	0
02 = BALLOTS CAST - TOTAL	77	04 = VOTER TURNOUT - TOTAL	.02

(CONTINUED FROM PREVIOUS PAGE)

	01	02	03	04
0171 MANHATTAN PCT 004	1618	. . 0	. . 0	. .00
0172 MONEE PCT 001	1277	. . 0	. . 0	. .00
0173 MONEE PCT 002	1425	. . 0	. . 0	. .00
0174 MONEE PCT 003	1523	. . 0	. . 0	. .00
0175 MONEE PCT 004	1590	. . 1	. . 0	. .06
0176 MONEE PCT 005	1312	. . 0	. . 0	. .00
0177 MONEE PCT 006	946	. . 1	. . 0	. .11
0178 MONEE PCT 007	1287	. . 1	. . 0	. .08
0179 MONEE PCT 008	1270	. . 0	. . 0	. .00
0180 NEW LENOX PCT 001	1426	. . 2	. . 0	. .14
0181 NEW LENOX PCT 002	1346	. . 0	. . 0	. .00
0182 NEW LENOX PCT 003	1282	. . 0	. . 0	. .00
0183 NEW LENOX PCT 004	1045	. . 0	. . 0	. .00
0184 NEW LENOX PCT 005	1348	. . 0	. . 0	. .00
0185 NEW LENOX PCT 006	1341	. . 0	. . 0	. .00
0186 NEW LENOX PCT 007	2060	. . 0	. . 0	. .00
0187 NEW LENOX PCT 008	1742	. . 0	. . 0	. .00
0188 NEW LENOX PCT 009	1538	. . 0	. . 0	. .00
0189 NEW LENOX PCT 010	1288	. . 0	. . 0	. .00
0190 NEW LENOX PCT 011	1492	. . 0	. . 0	. .00
0191 NEW LENOX PCT 012	1389	. . 0	. . 0	. .00
0192 NEW LENOX PCT 013	1480	. . 0	. . 0	. .00
0193 NEW LENOX PCT 014	2187	. . 0	. . 0	. .00
0194 NEW LENOX PCT 015	1544	. . 0	. . 0	. .00
0195 NEW LENOX PCT 016	1363	. . 0	. . 0	. .00
0196 NEW LENOX PCT 017	1624	. . 0	. . 0	. .00
0197 NEW LENOX PCT 018	1487	. . 0	. . 0	. .00
0198 NEW LENOX PCT 019	1692	. . 0	. . 0	. .00
0199 NEW LENOX PCT 020	2382	. . 0	. . 0	. .00
0200 PEOTONE PCT 001	1537	. . 0	. . 0	. .00
0201 PEOTONE PCT 002	1589	. . 0	. . 0	. .00
0202 PLAINFIELD PCT 001	1674	. . 0	. . 0	. .00
0203 PLAINFIELD PCT 002	1646	. . 0	. . 0	. .00
0204 PLAINFIELD PCT 003	1366	. . 2	. . 0	. .15
0205 PLAINFIELD PCT 004	840	. . 0	. . 0	. .00
0206 PLAINFIELD PCT 005	1556	. . 0	. . 0	. .00
0207 PLAINFIELD PCT 006	1644	. . 0	. . 0	. .00
0208 PLAINFIELD PCT 007	1984	. . 0	. . 0	. .00
0209 PLAINFIELD PCT 008	1596	. . 2	. . 0	. .13
0210 PLAINFIELD PCT 009	1860	. . 0	. . 0	. .00
0211 PLAINFIELD PCT 010	1344	. . 1	. . 0	. .07
0212 PLAINFIELD PCT 011	835	. . 0	. . 0	. .00
0213 PLAINFIELD PCT 012	1638	. . 0	. . 0	. .00
0214 PLAINFIELD PCT 013	2234	. . 0	. . 0	. .00
0215 PLAINFIELD PCT 014	1459	. . 1	. . 0	. .07
0216 PLAINFIELD PCT 015	1445	. . 0	. . 0	. .00
0217 PLAINFIELD PCT 016	1466	. . 0	. . 0	. .00
0218 PLAINFIELD PCT 017	1773	. . 1	. . 0	. .06
0219 PLAINFIELD PCT 018	1722	. . 0	. . 0	. .00
0220 PLAINFIELD PCT 019	1602	. . 0	. . 0	. .00
0221 PLAINFIELD PCT 020	2087	. . 0	. . 0	. .00
0222 PLAINFIELD PCT 021	1250	. . 0	. . 0	. .00
0223 PLAINFIELD PCT 022	2134	. . 0	. . 0	. .00
0224 PLAINFIELD PCT 023	1238	. . 0	. . 0	. .00
0225 PLAINFIELD PCT 024	1267	. . 0	. . 0	. .00
0226 PLAINFIELD PCT 025	1750	. . 0	. . 0	. .00
0227 PLAINFIELD PCT 026	1620	. . 0	. . 0	. .00

WITH 58 OF 304 PRECINCTS REPORTING

	TOTAL PERCENT		TOTAL PERCENT
01 = REGISTERED VOTERS - TOTAL	464,661	03 = BALLOTS CAST - BLANK	0
02 = BALLOTS CAST - TOTAL	77	04 = VOTER TURNOUT - TOTAL	.02

(CONTINUED FROM PREVIOUS PAGE)

	01	02	03	04
0228 PLAINFIELD PCT 027	1756	0	0	.00
0229 PLAINFIELD PCT 028	1609	0	0	.00
0230 PLAINFIELD PCT 029	1394	0	0	.00
0231 PLAINFIELD PCT 030	1411	0	0	.00
0232 PLAINFIELD PCT 031	1420	0	0	.00
0233 PLAINFIELD PCT 032	1372	0	0	.00
0234 PLAINFIELD PCT 033	1434	0	0	.00
0235 PLAINFIELD PCT 034	1171	0	0	.00
0236 PLAINFIELD PCT 035	1449	0	0	.00
0237 REED PCT 001	1531	1	0	.07
0238 REED PCT 002	1637	0	0	.00
0239 REED PCT 003	1563	0	0	.00
0240 TROY PCT 001	2595	0	0	.00
0241 TROY PCT 002	1873	0	0	.00
0242 TROY PCT 003	1297	0	0	.00
0243 TROY PCT 004	1342	0	0	.00
0244 TROY PCT 005	1187	0	0	.00
0245 TROY PCT 006	994	0	0	.00
0246 TROY PCT 007	2200	0	0	.00
0247 TROY PCT 008	2291	0	0	.00
0248 TROY PCT 009	1320	0	0	.00
0249 TROY PCT 010	1469	0	0	.00
0250 TROY PCT 011	1704	0	0	.00
0251 TROY PCT 012	1434	0	0	.00
0252 TROY PCT 013	2141	0	0	.00
0253 TROY PCT 014	1437	1	0	.07
0254 TROY PCT 015	1534	0	0	.00
0255 TROY PCT 016	1560	0	0	.00
0256 TROY PCT 017	1641	0	0	.00
0257 TROY PCT 018	1352	0	0	.00
0258 TROY PCT 019	1695	0	0	.00
0259 TROY PCT 020	1715	0	0	.00
0260 TROY PCT 021	1531	0	0	.00
0261 TROY PCT 022	745	0	0	.00
0262 WASHINGTON PCT 001	1438	0	0	.00
0263 WASHINGTON PCT 002	1708	0	0	.00
0264 WASHINGTON PCT 003	1360	0	0	.00
0265 WESLEY PCT 001	1560	0	0	.00
0266 WHEATLAND PCT 001	2452	0	0	.00
0267 WHEATLAND PCT 002	2071	0	0	.00
0268 WHEATLAND PCT 003	1839	0	0	.00
0269 WHEATLAND PCT 004	2235	0	0	.00
0270 WHEATLAND PCT 005	1913	0	0	.00
0271 WHEATLAND PCT 006	1365	0	0	.00
0272 WHEATLAND PCT 007	1392	0	0	.00
0273 WHEATLAND PCT 008	1471	0	0	.00
0274 WHEATLAND PCT 009	1711	0	0	.00
0275 WHEATLAND PCT 010	1536	0	0	.00
0276 WHEATLAND PCT 011	2898	2	0	.07
0277 WHEATLAND PCT 012	1560	0	0	.00
0278 WHEATLAND PCT 013	1435	0	0	.00
0279 WHEATLAND PCT 014	1635	1	0	.06
0280 WHEATLAND PCT 015	1580	0	0	.00
0281 WHEATLAND PCT 016	1739	0	0	.00
0282 WHEATLAND PCT 017	1663	0	0	.00
0283 WHEATLAND PCT 018	1645	0	0	.00
0284 WHEATLAND PCT 019	1323	0	0	.00

OFFICIAL RESULTS

WILL COUNTY, ILLINOIS
CONSOLIDATED ELECTION
APRIL 6, 2021

(PROVISIONAL)

RUN DATE:04/21/21 12:43 PM

REPORT-EL52

PAGE 0006

WITH 58 OF 304 PRECINCTS REPORTING

01 = REGISTERED VOTERS - TOTAL
02 = BALLOTS CAST - TOTAL

TOTAL PERCENT
464,661
77

03 = BALLOTS CAST - BLANK
04 = VOTER TURNOUT - TOTAL

TOTAL PERCENT
0
.02

(CONTINUED FROM PREVIOUS PAGE)

	01	02	03	04
0285 WHEATLAND PCT 020	1474	. . 0	. . 0	. .00
0286 WHEATLAND PCT 021	1333	. . 0	. . 0	. .00
0287 WHEATLAND PCT 022	1810	. . 3	. . 0	. .17
0288 WHEATLAND PCT 023	1920	. . 1	. . 0	. .05
0289 WHEATLAND PCT 024	1547	. . 0	. . 0	. .00
0290 WHEATLAND PCT 025	1757	. . 0	. . 0	. .00
0291 WHEATLAND PCT 026	2116	. . 0	. . 0	. .00
0292 WHEATLAND PCT 027	2205	. . 2	. . 0	. .09
0293 WHEATLAND PCT 028	1966	. . 0	. . 0	. .00
0294 WHEATLAND PCT 029	1840	. . 0	. . 0	. .00
0295 WHEATLAND PCT 030	1796	. . 0	. . 0	. .00
0296 WHEATLAND PCT 031	1454	. . 0	. . 0	. .00
0297 WHEATLAND PCT 032	1753	. . 0	. . 0	. .00
0298 WHEATLAND PCT 033	1722	. . 0	. . 0	. .00
0299 WHEATLAND PCT 034	2312	. . 2	. . 0	. .09
0300 WILL PCT 001	1256	. . 0	. . 0	. .00
0301 WILMINGTON PCT 001	1457	. . 0	. . 0	. .00
0302 WILMINGTON PCT 002	1250	. . 1	. . 0	. .08
0303 WILMINGTON PCT 003	1389	. . 0	. . 0	. .00
0304 WILTON PCT 001	619	. . 0	. . 0	. .00

=====

POSTMARK VOTE BY MAIL (BY PRECINCT)



LAUREN STALEY FERRY

WILL COUNTY CLERK

thewillcountyclerk.com

WITH 301 OF 304 PRECINCTS REPORTING

	TOTAL PERCENT				TOTAL PERCENT				
01 = REGISTERED VOTERS - TOTAL	464,661				03 = BALLOTS CAST - BLANK	3			
02 = BALLOTS CAST - TOTAL	4,260				04 = VOTER TURNOUT - TOTAL	.92			
	01	02	03	04					
0001 CHANNAHON PCT 001	1497	.8	.0	.53					
0002 CHANNAHON PCT 002	1813	.9	.0	.50					
0003 CHANNAHON PCT 003	1554	.4	.0	.26					
0004 CHANNAHON PCT 004	1311	.5	.0	.38					
0005 CHANNAHON PCT 005	1663	.5	.0	.30					
0006 CRETE PCT 001	1508	.11	.0	.73					
0007 CRETE PCT 002	1531	.10	.0	.65					
0008 CRETE PCT 003	1445	.19	.0	1.31					
0009 CRETE PCT 004	1432	.17	.0	1.19					
0010 CRETE PCT 005	1418	.20	.0	1.41					
0011 CRETE PCT 006	1457	.26	.0	1.78					
0012 CRETE PCT 007	1389	.15	.0	1.08					
0013 CRETE PCT 008	1512	.6	.0	.40					
0014 CRETE PCT 009	1363	.14	.0	1.03					
0015 CRETE PCT 010	1117	.4	.0	.36					
0016 CRETE PCT 011	1246	.17	.0	1.36					
0017 CRETE PCT 012	1173	.13	.0	1.11					
0018 CUSTER PCT 001	1014	.2	.0	.20					
0019 DU PAGE PCT 001	1716	.19	.0	1.11					
0020 DU PAGE PCT 002	1509	.29	.0	1.92					
0021 DU PAGE PCT 003	1564	.30	.0	1.92					
0022 DU PAGE PCT 004	1345	.19	.0	1.41					
0023 DU PAGE PCT 005	1204	.18	.0	1.50					
0024 DU PAGE PCT 006	1254	.27	.0	2.15					
0025 DU PAGE PCT 007	1453	.29	.0	2.00					
0026 DU PAGE PCT 008	1435	.20	.0	1.39					
0027 DU PAGE PCT 009	1245	.24	.0	1.93					
0028 DU PAGE PCT 010	1702	.25	.0	1.47					
0029 DU PAGE PCT 011	1505	.19	.0	1.26					
0030 DU PAGE PCT 012	1402	.15	.0	1.07					
0031 DU PAGE PCT 013	1906	.21	.0	1.10					
0032 DU PAGE PCT 014	1569	.26	.0	1.66					
0033 DU PAGE PCT 015	1412	.27	.0	1.91					
0034 DU PAGE PCT 016	1511	.22	.0	1.46					
0035 DU PAGE PCT 017	1796	.26	.0	1.45					
0036 DU PAGE PCT 018	1537	.15	.0	.98					
0037 DU PAGE PCT 019	1610	.22	.0	1.37					
0038 DU PAGE PCT 020	1417	.16	.0	1.13					
0039 DU PAGE PCT 021	1666	.23	.0	1.38					
0040 DU PAGE PCT 022	1772	.25	.0	1.41					
0041 DU PAGE PCT 023	2024	.23	.0	1.14					
0042 DU PAGE PCT 024	1253	.27	.0	2.15					
0043 DU PAGE PCT 025	1356	.21	.0	1.55					
0044 DU PAGE PCT 026	1386	.11	.0	.79					
0045 DU PAGE PCT 027	1864	.25	.0	1.34					
0046 DU PAGE PCT 028	1764	.11	.0	.62					
0047 DU PAGE PCT 029	1722	.30	.0	1.74					
0048 DU PAGE PCT 030	1446	.19	.0	1.31					
0049 DU PAGE PCT 031	901	.35	.0	3.88					
0050 DU PAGE PCT 032	1893	.7	.0	.37					
0051 DU PAGE PCT 033	1560	.8	.0	.51					
0052 DU PAGE PCT 034	1007	.12	.0	1.19					
0053 DU PAGE PCT 035	1259	.5	.0	.40					
0054 DU PAGE PCT 036	1822	.7	.0	.38					
0055 DU PAGE PCT 037	1534	.2	.0	.13					
0056 FLORENCE PCT 001	661	.9	.0	1.36					

OFFICIAL RESULTS

WILL COUNTY, ILLINOIS
CONSOLIDATED ELECTION
APRIL 6, 2021

(POSTMARK VBM)

RUN DATE:04/21/21 12:44 PM

REPORT-EL52

PAGE 0002

WITH 301 OF 304 PRECINCTS REPORTING

	TOTAL	PERCENT		TOTAL	PERCENT
01 = REGISTERED VOTERS - TOTAL	464,661		03 = BALLOTS CAST - BLANK	3	
02 = BALLOTS CAST - TOTAL	4,260		04 = VOTER TURNOUT - TOTAL		.92
(CONTINUED FROM PREVIOUS PAGE)					
	01	02	03	04	
0057 FRANKFORT PCT 001	2027	.16	.00	.79	
0058 FRANKFORT PCT 002	1639	.13	.00	.79	
0059 FRANKFORT PCT 003	1610	.18	.00	1.12	
0060 FRANKFORT PCT 004	1447	.04	.00	.28	
0061 FRANKFORT PCT 005	2168	.22	.00	1.01	
0062 FRANKFORT PCT 006	1346	.07	.00	.52	
0063 FRANKFORT PCT 007	1427	.10	.00	.70	
0064 FRANKFORT PCT 008	1851	.23	.00	1.24	
0065 FRANKFORT PCT 009	1521	.20	.00	1.31	
0066 FRANKFORT PCT 010	1515	.10	.00	.66	
0067 FRANKFORT PCT 011	2133	.21	.00	.98	
0068 FRANKFORT PCT 012	1290	.12	.00	.93	
0069 FRANKFORT PCT 013	1280	.04	.00	.31	
0070 FRANKFORT PCT 014	1513	.08	.00	.53	
0071 FRANKFORT PCT 015	1422	.07	.00	.49	
0072 FRANKFORT PCT 016	1807	.19	.00	1.05	
0073 FRANKFORT PCT 017	2098	.16	.00	.76	
0074 FRANKFORT PCT 018	1356	.14	.00	1.03	
0075 FRANKFORT PCT 019	1539	.09	.00	.58	
0076 FRANKFORT PCT 020	1552	.07	.00	.45	
0077 FRANKFORT PCT 021	1351	.21	.00	1.55	
0078 FRANKFORT PCT 022	1369	.30	.00	2.19	
0079 FRANKFORT PCT 023	1314	.41	.00	3.12	
0080 FRANKFORT PCT 024	1457	.18	.00	1.24	
0081 FRANKFORT PCT 025	1338	.13	.00	.97	
0082 FRANKFORT PCT 026	1480	.18	.00	1.22	
0083 FRANKFORT PCT 027	1262	.11	.00	.87	
0084 FRANKFORT PCT 028	1857	.17	.00	.92	
0085 GREEN GARDEN PCT 001	1526	.06	.00	.39	
0086 GREEN GARDEN PCT 002	1568	.17	.00	1.08	
0087 HOMER PCT 001	1486	.07	.00	.47	
0088 HOMER PCT 002	1684	.31	.00	1.84	
0089 HOMER PCT 003	1382	.11	.00	.80	
0090 HOMER PCT 004	1517	.18	.00	1.19	
0091 HOMER PCT 005	1202	.07	.00	.58	
0092 HOMER PCT 006	1423	.08	.00	.56	
0093 HOMER PCT 007	1499	.14	.00	.93	
0094 HOMER PCT 008	1427	.12	.00	.84	
0095 HOMER PCT 009	1238	.07	.00	.57	
0096 HOMER PCT 010	1715	.15	.00	.87	
0097 HOMER PCT 011	1536	.17	.00	1.11	
0098 HOMER PCT 012	1594	.18	.00	1.13	
0099 HOMER PCT 013	1768	.22	.00	1.24	
0100 HOMER PCT 014	2424	.19	.00	.78	
0101 HOMER PCT 015	1861	.18	.00	.97	
0102 HOMER PCT 016	1488	.16	.00	1.08	
0103 HOMER PCT 017	1617	.09	.00	.56	
0104 HOMER PCT 018	1971	.13	.00	.66	
0105 JACKSON PCT 001	1519	.06	.00	.39	
0106 JACKSON PCT 002	1431	.07	.00	.49	
0107 JOLIET PCT 001	1472	.03	.00	.20	
0108 JOLIET PCT 002	1027	.13	.00	1.27	
0109 JOLIET PCT 003	971	.09	.00	.93	
0110 JOLIET PCT 004	1328	.09	.00	.68	
0111 JOLIET PCT 005	1158	.02	.00	.17	
0112 JOLIET PCT 006	1065	.04	.00	.38	
0113 JOLIET PCT 007	1188	.07	.00	.59	

OFFICIAL RESULTS

WILL COUNTY, ILLINOIS
CONSOLIDATED ELECTION
APRIL 6, 2021

(POSTMARK VBM)

RUN DATE:04/21/21 12:44 PM

REPORT-EL52

PAGE 0003

WITH 301 OF 304 PRECINCTS REPORTING

	TOTAL	PERCENT		TOTAL	PERCENT
01 = REGISTERED VOTERS - TOTAL	464,661		03 = BALLOTS CAST - BLANK	3	
02 = BALLOTS CAST - TOTAL	4,260		04 = VOTER TURNOUT - TOTAL		.92
(CONTINUED FROM PREVIOUS PAGE)					
	01	02	03	04	
0114 JOLIET PCT 008	1324	.11	.0	.83	
0115 JOLIET PCT 009	1423	.14	.0	.28	
0116 JOLIET PCT 010	1197	.11	.0	.92	
0117 JOLIET PCT 011	1318	.10	.0	.76	
0118 JOLIET PCT 012	1409	.16	.1	.43	
0119 JOLIET PCT 013	1309	.18	.0	.61	
0120 JOLIET PCT 014	1431	.11	.0	.77	
0121 JOLIET PCT 015	1352	.15	.0	.37	
0122 JOLIET PCT 016	1362	.14	.0	1.03	
0123 JOLIET PCT 017	1413	.22	.0	1.56	
0124 JOLIET PCT 018	1356	.28	.0	2.06	
0125 JOLIET PCT 019	1220	.16	.0	1.31	
0126 JOLIET PCT 020	1308	.11	.0	.84	
0127 JOLIET PCT 021	1464	.21	.0	1.43	
0128 JOLIET PCT 022	1433	.19	.0	.63	
0129 JOLIET PCT 023	1563	.17	.0	.45	
0130 JOLIET PCT 024	1255	.10	.0	.00	
0131 JOLIET PCT 025	1348	.13	.0	.96	
0132 JOLIET PCT 026	1209	.15	.0	1.24	
0133 JOLIET PCT 027	715	.13	.0	.42	
0134 JOLIET PCT 028	1172	.16	.0	.51	
0135 JOLIET PCT 029	1318	.17	.0	.53	
0136 JOLIET PCT 030	1296	.10	.0	.77	
0137 JOLIET PCT 031	1270	.13	.0	1.02	
0138 JOLIET PCT 032	1100	.14	.0	.36	
0139 JOLIET PCT 033	1173	.16	.0	.51	
0140 JOLIET PCT 034	1117	.15	.0	.45	
0141 JOLIET PCT 035	1348	.19	.0	1.41	
0142 JOLIET PCT 036	1120	.16	.0	.54	
0143 JOLIET PCT 037	1240	.16	.0	.32	
0144 LOCKPORT PCT 001	1822	.15	.0	.82	
0145 LOCKPORT PCT 002	1883	.10	.0	.53	
0146 LOCKPORT PCT 003	1693	.13	.0	.77	
0147 LOCKPORT PCT 004	1331	.12	.0	.90	
0148 LOCKPORT PCT 005	1445	.16	.0	.42	
0149 LOCKPORT PCT 006	2045	.10	.0	.49	
0150 LOCKPORT PCT 007	1954	.14	.0	.20	
0151 LOCKPORT PCT 008	1711	.14	.0	.23	
0152 LOCKPORT PCT 009	2204	.16	.0	.73	
0153 LOCKPORT PCT 010	1559	.10	.0	.64	
0154 LOCKPORT PCT 011	1492	.14	.0	.94	
0155 LOCKPORT PCT 012	1568	.10	.0	.64	
0156 LOCKPORT PCT 013	1988	.28	.0	1.41	
0157 LOCKPORT PCT 014	1432	.18	.0	.56	
0158 LOCKPORT PCT 015	1361	.16	.0	.44	
0159 LOCKPORT PCT 016	1633	.20	.0	1.22	
0160 LOCKPORT PCT 017	1486	.11	.0	.74	
0161 LOCKPORT PCT 018	1682	.11	.0	.65	
0162 LOCKPORT PCT 019	1407	.11	.0	.78	
0163 LOCKPORT PCT 020	1290	.15	.0	1.16	
0164 LOCKPORT PCT 021	1434	.14	.0	.28	
0165 LOCKPORT PCT 022	1258	.16	.0	.48	
0166 LOCKPORT PCT 023	1105	.19	.0	.81	
0167 LOCKPORT PCT 024	1001	.17	.0	.70	
0168 MANHATTAN PCT 001	1687	.19	.0	.53	
0169 MANHATTAN PCT 002	1909	.20	.0	1.05	
0170 MANHATTAN PCT 003	2470	.25	.0	1.01	

OFFICIAL RESULTS

WILL COUNTY, ILLINOIS
CONSOLIDATED ELECTION
APRIL 6, 2021

(POSTMARK VBM)

RUN DATE:04/21/21 12:44 PM

REPORT-EL52

PAGE 0004

WITH 301 OF 304 PRECINCTS REPORTING

	TOTAL PERCENT		TOTAL PERCENT
01 = REGISTERED VOTERS - TOTAL	464,661	03 = BALLOTS CAST - BLANK	3
02 = BALLOTS CAST - TOTAL	4,260	04 = VOTER TURNOUT - TOTAL	.92

(CONTINUED FROM PREVIOUS PAGE)

	01	02	03	04
0171 MANHATTAN PCT 004	1618	.9	.0	.56
0172 MONEE PCT 001	1277	.9	.0	.70
0173 MONEE PCT 002	1425	.9	.0	.63
0174 MONEE PCT 003	1523	.9	.0	.59
0175 MONEE PCT 004	1590	.12	.0	.75
0176 MONEE PCT 005	1312	.1	.0	.08
0177 MONEE PCT 006	946	.13	.0	1.37
0178 MONEE PCT 007	1287	.10	.0	.78
0179 MONEE PCT 008	1270	.6	.0	.47
0180 NEW LENOX PCT 001	1426	.4	.0	.28
0181 NEW LENOX PCT 002	1346	.10	.0	.74
0182 NEW LENOX PCT 003	1282	.14	.0	1.09
0183 NEW LENOX PCT 004	1045	.6	.0	.57
0184 NEW LENOX PCT 005	1348	.9	.0	.67
0185 NEW LENOX PCT 006	1341	.12	.0	.89
0186 NEW LENOX PCT 007	2060	.14	.0	.68
0187 NEW LENOX PCT 008	1742	.17	.0	.98
0188 NEW LENOX PCT 009	1538	.11	.0	.72
0189 NEW LENOX PCT 010	1288	.12	.0	.93
0190 NEW LENOX PCT 011	1492	.9	.0	.60
0191 NEW LENOX PCT 012	1389	.11	.0	.79
0192 NEW LENOX PCT 013	1480	.10	.0	.68
0193 NEW LENOX PCT 014	2187	.15	.0	.69
0194 NEW LENOX PCT 015	1544	.9	.0	.58
0195 NEW LENOX PCT 016	1363	.17	.0	1.25
0196 NEW LENOX PCT 017	1624	.24	.0	1.48
0197 NEW LENOX PCT 018	1487	.8	.0	.54
0198 NEW LENOX PCT 019	1692	.16	.0	.95
0199 NEW LENOX PCT 020	2382	.18	.0	.76
0200 PEOTONE PCT 001	1537	.13	.0	.85
0201 PEOTONE PCT 002	1589	.15	.0	.94
0202 PLAINFIELD PCT 001	1674	.11	.0	.66
0203 PLAINFIELD PCT 002	1646	.15	.0	.91
0204 PLAINFIELD PCT 003	1366	.8	.0	.59
0205 PLAINFIELD PCT 004	840	.0	.0	.00
0206 PLAINFIELD PCT 005	1556	.2	.0	.13
0207 PLAINFIELD PCT 006	1644	.3	.0	.18
0208 PLAINFIELD PCT 007	1984	.4	.0	.20
0209 PLAINFIELD PCT 008	1596	.8	.0	.50
0210 PLAINFIELD PCT 009	1860	.20	.0	1.08
0211 PLAINFIELD PCT 010	1344	.12	.0	.89
0212 PLAINFIELD PCT 011	835	.0	.0	.00
0213 PLAINFIELD PCT 012	1638	.5	.0	.31
0214 PLAINFIELD PCT 013	2234	.17	.0	.76
0215 PLAINFIELD PCT 014	1459	.16	.0	1.10
0216 PLAINFIELD PCT 015	1445	.9	.0	.62
0217 PLAINFIELD PCT 016	1466	.18	.2	1.23
0218 PLAINFIELD PCT 017	1773	.4	.0	.23
0219 PLAINFIELD PCT 018	1722	.11	.0	.64
0220 PLAINFIELD PCT 019	1602	.10	.0	.62
0221 PLAINFIELD PCT 020	2087	.10	.0	.48
0222 PLAINFIELD PCT 021	1250	.8	.0	.64
0223 PLAINFIELD PCT 022	2134	.6	.0	.28
0224 PLAINFIELD PCT 023	1238	.5	.0	.40
0225 PLAINFIELD PCT 024	1267	.8	.0	.63
0226 PLAINFIELD PCT 025	1750	.3	.0	.17
0227 PLAINFIELD PCT 026	1620	.4	.0	.25

WITH 301 OF 304 PRECINCTS REPORTING

	TOTAL	PERCENT		TOTAL	PERCENT
01 = REGISTERED VOTERS - TOTAL	464,661			03 = BALLOTS CAST - BLANK	3
02 = BALLOTS CAST - TOTAL	4,260			04 = VOTER TURNOUT - TOTAL	.92
(CONTINUED FROM PREVIOUS PAGE)					
	01	02	03	04	
0228 PLAINFIELD PCT 027	1756	.12	.00	.68	
0229 PLAINFIELD PCT 028	1609	.12	.00	.12	
0230 PLAINFIELD PCT 029	1394	.10	.00	.36	
0231 PLAINFIELD PCT 030	1411	.16	.00	1.13	
0232 PLAINFIELD PCT 031	1420	.10	.00	.70	
0233 PLAINFIELD PCT 032	1372	.10	.00	.29	
0234 PLAINFIELD PCT 033	1434	.12	.00	.84	
0235 PLAINFIELD PCT 034	1171	.07	.00	.60	
0236 PLAINFIELD PCT 035	1449	.10	.00	.48	
0237 REED PCT 001	1531	.10	.00	.33	
0238 REED PCT 002	1637	.10	.00	.24	
0239 REED PCT 003	1563	.10	.00	.26	
0240 TROY PCT 001	2595	.10	.00	.15	
0241 TROY PCT 002	1873	.10	.00	.21	
0242 TROY PCT 003	1297	.10	.00	.39	
0243 TROY PCT 004	1342	.10	.00	.22	
0244 TROY PCT 005	1187	.16	.00	1.35	
0245 TROY PCT 006	994	.05	.00	.50	
0246 TROY PCT 007	2200	.12	.00	.55	
0247 TROY PCT 008	2291	.16	.00	.70	
0248 TROY PCT 009	1320	.17	.00	1.29	
0249 TROY PCT 010	1469	.10	.00	.48	
0250 TROY PCT 011	1704	.31	.00	1.82	
0251 TROY PCT 012	1434	.16	.00	1.12	
0252 TROY PCT 013	2141	.24	.00	1.12	
0253 TROY PCT 014	1437	.10	.00	.49	
0254 TROY PCT 015	1534	.13	.00	.85	
0255 TROY PCT 016	1560	.15	.00	.96	
0256 TROY PCT 017	1641	.10	.00	.49	
0257 TROY PCT 018	1352	.10	.00	.37	
0258 TROY PCT 019	1695	.10	.00	.29	
0259 TROY PCT 020	1715	.10	.00	.35	
0260 TROY PCT 021	1531	.16	.00	1.05	
0261 TROY PCT 022	745	.04	.00	.54	
0262 WASHINGTON PCT 001	1438	.10	.00	.42	
0263 WASHINGTON PCT 002	1708	.10	.00	.23	
0264 WASHINGTON PCT 003	1360	.10	.00	.15	
0265 WESLEY PCT 001	1560	.10	.00	.38	
0266 WHEATLAND PCT 001	2452	.17	.00	1.92	
0267 WHEATLAND PCT 002	2071	.21	.00	1.98	
0268 WHEATLAND PCT 003	1839	.18	.00	.98	
0269 WHEATLAND PCT 004	2235	.10	.00	.40	
0270 WHEATLAND PCT 005	1913	.24	.00	1.25	
0271 WHEATLAND PCT 006	1365	.28	.00	2.05	
0272 WHEATLAND PCT 007	1392	.22	.00	1.58	
0273 WHEATLAND PCT 008	1471	.25	.00	1.70	
0274 WHEATLAND PCT 009	1711	.39	.00	2.28	
0275 WHEATLAND PCT 010	1536	.29	.00	1.89	
0276 WHEATLAND PCT 011	2898	.70	.00	2.42	
0277 WHEATLAND PCT 012	1560	.20	.00	1.28	
0278 WHEATLAND PCT 013	1435	.31	.00	2.16	
0279 WHEATLAND PCT 014	1635	.40	.00	2.45	
0280 WHEATLAND PCT 015	1580	.32	.00	2.03	
0281 WHEATLAND PCT 016	1739	.21	.00	1.21	
0282 WHEATLAND PCT 017	1663	.39	.00	2.35	
0283 WHEATLAND PCT 018	1645	.21	.00	1.28	
0284 WHEATLAND PCT 019	1323	.14	.00	1.06	

OFFICIAL RESULTS

WILL COUNTY, ILLINOIS
CONSOLIDATED ELECTION
APRIL 6, 2021

(POSTMARK VBM)

RUN DATE:04/21/21 12:44 PM

REPORT-EL52

PAGE 0006

WITH 301 OF 304 PRECINCTS REPORTING

01 = REGISTERED VOTERS - TOTAL	TOTAL	PERCENT	03 = BALLOTS CAST - BLANK	TOTAL	PERCENT
02 = BALLOTS CAST - TOTAL	464,661		04 = VOTER TURNOUT - TOTAL	3	.92
	4,260				

(CONTINUED FROM PREVIOUS PAGE)

	01	02	03	04
0285 WHEATLAND PCT 020	1474	.25	.0	1.70
0286 WHEATLAND PCT 021	1333	.22	.0	1.65
0287 WHEATLAND PCT 022	1810	.53	.0	2.93
0288 WHEATLAND PCT 023	1920	.26	.0	1.35
0289 WHEATLAND PCT 024	1547	.13	.0	.84
0290 WHEATLAND PCT 025	1757	.8	.0	.46
0291 WHEATLAND PCT 026	2116	.38	.0	1.80
0292 WHEATLAND PCT 027	2205	.46	.0	2.09
0293 WHEATLAND PCT 028	1966	.14	.0	.71
0294 WHEATLAND PCT 029	1840	.41	.0	2.23
0295 WHEATLAND PCT 030	1796	.11	.0	.61
0296 WHEATLAND PCT 031	1454	.18	.0	1.24
0297 WHEATLAND PCT 032	1753	.32	.0	1.83
0298 WHEATLAND PCT 033	1722	.16	.0	.93
0299 WHEATLAND PCT 034	2312	.27	.0	1.17
0300 WILL PCT 001	1256	.3	.0	.24
0301 WILMINGTON PCT 001	1457	.6	.0	.41
0302 WILMINGTON PCT 002	1250	.10	.0	.80
0303 WILMINGTON PCT 003	1389	.14	.0	1.01
0304 WILTON PCT 001	619	.6	.0	.97

=====



LAUREN STALEY FERRY

WILL COUNTY CLERK

thewillcountyclerk.com