

# CANVASS BOOK

CERTIFIED ELECTION RESULTS

## WILL COUNTY CONSOLIDATED ELECTION APRIL 2, 2019

JOLIET, ILLINOIS

# APRIL 2, 2019 CONSOLIDATED ELECTION

## Table of Contents

- Section 1:** Election Summary
- Section 2:** Municipalities
- Section 3:** Park Districts
- Section 4:** Library Districts
- Section 5:** Grade School Districts
- Section 6:** High School Districts
- Section 7:** Unit School Districts
- Section 8:** College Districts
- Section 9:** Educational Service Regions  
(DuPage, Grundy/Kendall, Iroquois/Kankakee & Will Counties)
- Section 10:** Fire Districts
- Section 11:** Write-In Votes
- Section 12:** Miscellaneous Referenda
- Section 13:** Total Voter Turnout by Precinct
- Section 14:** Vote by Mail by Precinct
- Section 15:** Early Voting by Precinct
- Section 16:** Election Day by Precinct
- Section 17:** Provisional Voting by Precinct
- Section 18:** Postmarked Vote by Mail by Precinct



# CERTIFICATE OF CANVASS RESULTS

State of Illinois }  
County of Will } ss

I, Lauren Staley Ferry, do hereby certify that on April 23, 2019, I canvassed the returns of the Consolidated Election held on April 2, 2019 for the County of Will and the foregoing true and complete Abstract of Votes was prepared in my presence in the office of the County Clerk in Will County, this 23<sup>rd</sup> day of April, 2019.

---

Lauren Staley Ferry, County Clerk  
The County of Will, Illinois

The graphic features a dark blue background with a pattern of light blue stars. A light blue map of the United States is centered, with the text 'ELECTION SUMMARY' overlaid in white. The bottom right corner is decorated with a diagonal pattern of red, white, and blue stripes, reminiscent of the American flag.

# **ELECTION SUMMARY**

RUN DATE:04/18/19 03:34 PM

REPORT-EL45A PAGE 001

	TOTAL VOTES	%	VOTE BY MAIL	EARLY VOTING	ELECTION DAY	PROVISIONAL	POSTMARK	VBM
PRECINCTS COUNTED (OF 304)	304	100.00						
REGISTERED VOTERS - TOTAL	439,720							
BALLOTS CAST - TOTAL	57,865		4,119	8,266	44,707	32		741
BALLOTS CAST - BLANK	35	.06	4	7	24	0		0
VOTER TURNOUT - TOTAL		13.16						

CITY OF AURORA ALDERMAN AT LARGE

Vote for not more than 1

(WITH 4 OF 4 PRECINCTS COUNTED)

Sherman L. Jenkins	253	35.48	10	23	218	1		1
Durrell J. Williams	71	9.96	4	8	59	0		0
Brooke Ann Shanley	389	54.56	13	34	338	1		3
Over Votes	2		0	0	2	0		0
Under Votes	130		3	10	117	0		0

CITY OF BRAIDWOOD MAYOR

Vote for not more than 1

(WITH 3 OF 3 PRECINCTS COUNTED)

Richard Girot	343	25.45	29	45	267	0		2
James A. Hutton	225	16.69	24	21	178	0		2
James Vehrs	370	27.45	31	44	290	0		5
Robert Jones	403	29.90	15	32	356	0		0
WRITE-IN	7	.52	1	1	5	0		0
Over Votes	1		1	0	0	0		0
Under Votes	6		0	1	5	0		0

CITY OF BRAIDWOOD COMMISSIONER OF FINANCE AND ACCOUNTS

Vote for not more than 1

(WITH 3 OF 3 PRECINCTS COUNTED)

William Rulien	573	43.71	49	68	454	0		2
Wayne T. Saltzman	738	56.29	51	73	608	0		6
Over Votes	0		0	0	0	0		0
Under Votes	44		1	3	39	0		1

CITY OF BRAIDWOOD

COMMISSIONER OF PUBLIC HEALTH AND SAFETY

Vote for not more than 1

(WITH 3 OF 3 PRECINCTS COUNTED)

Charles O. Hart	666	51.71	44	65	554	0		3
Michael Colavecchi	622	48.29	54	68	495	0		5
Over Votes	0		0	0	0	0		0
Under Votes	67		3	11	52	0		1

CITY OF BRAIDWOOD

COMMISSIONER OF STREETS AND PUBLIC IMPROVEMENTS

Vote for not more than 1

(WITH 3 OF 3 PRECINCTS COUNTED)

Fay Smith	682	51.86	46	60	571	0		5
Adam M. Beaty	633	48.14	54	78	498	0		3
Over Votes	0		0	0	0	0		0
Under Votes	40		1	6	32	0		1

RUN DATE:04/18/19 03:34 PM

REPORT-EL45A PAGE 002

	TOTAL VOTES	%	VOTE BY MAIL	EARLY VOTING	ELECTION DAY	PROVISIONAL	POSTMARK	VBM
<b>CITY OF BRAIDWOOD COMMISSIONER OF PUBLIC PROPERTY</b>								
Vote for not more than 1 (WITH 3 OF 3 PRECINCTS COUNTED)								
Douglas Money . . . . .	700	56.13	50	62	584	0		4
Joseph Hudetz . . . . .	547	43.87	41	65	437	0		4
Over Votes . . . . .	0		0	0	0	0		0
Under Votes . . . . .	108		10	17	80	0		1
<b>CITY OF CREST HILL ALDERMAN WARD 1</b>								
Vote for not more than 1 (WITH 5 OF 5 PRECINCTS COUNTED)								
John S. Vershay . . . . .	279	100.00	23	17	235	1		3
Over Votes . . . . .	0		0	0	0	0		0
Under Votes . . . . .	66		2	10	53	0		1
<b>CITY OF CREST HILL ALDERMAN WARD 2</b>								
Vote for not more than 1 (WITH 5 OF 5 PRECINCTS COUNTED)								
Claudia Pilar Gazal . . . . .	245	73.57	11	41	190	0		3
Giovan A. Cullotta Sr. . . . .	88	26.43	9	5	73	0		1
Over Votes . . . . .	4		0	0	4	0		0
Under Votes . . . . .	7		4	0	3	0		0
<b>CITY OF CREST HILL ALDERMAN WARD 3</b>								
Vote for not more than 1 (WITH 4 OF 4 PRECINCTS COUNTED)								
Tina Oberlin . . . . .	216	100.00	16	23	172	0		5
Over Votes . . . . .	0		0	0	0	0		0
Under Votes . . . . .	41		7	6	28	0		0
<b>CITY OF CREST HILL ALDERMAN WARD 4</b>								
Vote for not more than 1 (WITH 5 OF 5 PRECINCTS COUNTED)								
Joe Kubal . . . . .	437	59.13	54	25	353	0		5
Scott Pointon . . . . .	302	40.87	27	30	241	0		4
Over Votes . . . . .	2		0	0	2	0		0
Under Votes . . . . .	34		2	4	27	0		1
<b>CITY OF JOLIET MAYOR</b>								
Vote for not more than 1 (WITH 71 OF 71 PRECINCTS COUNTED)								
Robert Patrick O'Dekirk. . . . .	7,604	100.00	700	910	5,887	3		104
Over Votes . . . . .	0		0	0	0	0		0
Under Votes . . . . .	1,295		87	168	1,021	0		19
<b>CITY OF JOLIET COUNCILMAN DISTRICT 1</b>								
Vote for not more than 1 (WITH 18 OF 18 PRECINCTS COUNTED)								
Larry E. Hug . . . . .	740	62.93	59	63	604	3		11
Marc P. Ragusa. . . . .	436	37.07	62	46	320	0		8
Over Votes . . . . .	2		1	0	0	0		1
Under Votes . . . . .	15		0	0	15	0		0

RUN DATE:04/18/19 03:34 PM

REPORT-EL45A PAGE 003

	TOTAL VOTES	%	VOTE BY MAIL	EARLY VOTING	ELECTION DAY	PROVISIONAL	POSTMARK	VBM
CITY OF JOLIET COUNCILMAN DISTRICT 2								
Vote for not more than 1								
(WITH 23 OF 23 PRECINCTS COUNTED)								
Patrick Mudron . . . . .	1,702	56.51	130	152	1,400	0		20
Roger W. Powell . . . . .	364	12.08	36	54	271	0		3
Vincent Alessio . . . . .	946	31.41	74	90	774	0		8
Over Votes . . . . .	145		26	9	106	0		4
Under Votes . . . . .	86		6	16	62	0		2

CITY OF JOLIET COUNCILMAN DISTRICT 3								
Vote for not more than 1								
(WITH 13 OF 13 PRECINCTS COUNTED)								
Joe Mutz. . . . .	568	40.75	82	56	422	0		8
Sharon "Sherri" Reardon. . . . .	767	55.02	101	87	568	0		11
WRITE-IN. . . . .	59	4.23	0	6	53	0		0
Over Votes . . . . .	17		2	1	14	0		0
Under Votes . . . . .	51		3	8	40	0		0

CITY OF JOLIET COUNCILMAN DISTRICT 4								
Vote for not more than 1								
(WITH 15 OF 15 PRECINCTS COUNTED)								
Bettye Gavin . . . . .	530	44.02	23	111	386	0		10
Damon Zdunich . . . . .	339	28.16	29	53	254	0		3
James Foster . . . . .	335	27.82	18	41	269	0		7
Over Votes . . . . .	5		2	1	2	0		0
Under Votes . . . . .	17		1	2	14	0		0

CITY OF JOLIET COUNCILMAN DISTRICT 5								
Vote for not more than 1								
(WITH 21 OF 21 PRECINCTS COUNTED)								
Suzanna Ibarra. . . . .	641	37.33	49	92	494	0		6
Terry Morris, Sr.. . . . .	1,076	62.67	78	182	796	0		20
Over Votes . . . . .	4		0	0	4	0		0
Under Votes . . . . .	54		5	8	40	0		1

CITY OF LOCKPORT ALDERMAN WARD 1								
Vote for not more than 1								
(WITH 7 OF 7 PRECINCTS COUNTED)								
Larry D. Schreiber . . . . .	411	100.00	31	56	318	0		6
Over Votes . . . . .	0		0	0	0	0		0
Under Votes . . . . .	89		7	14	66	0		2

CITY OF LOCKPORT ALDERMAN WARD 2								
Vote for not more than 1								
(WITH 6 OF 6 PRECINCTS COUNTED)								
Daniel J. Kida. . . . .	172	25.71	12	32	126	0		2
J .R. Gillogly. . . . .	497	74.29	27	70	395	0		5
Over Votes . . . . .	12		1	5	6	0		0
Under Votes . . . . .	31		5	11	14	0		1

RUN DATE:04/18/19 03:34 PM

REPORT-EL45A PAGE 004

	TOTAL VOTES	%	VOTE BY MAIL	EARLY VOTING	ELECTION DAY	PROVISIONAL	POSTMARK	VBM
<b>CITY OF LOCKPORT ALDERMAN WARD 3</b>								
Vote for not more than 1 (WITH 7 OF 7 PRECINCTS COUNTED)								
Mark R. Lobes . . . . .	231	64.17	18	57	149	0		7
Joseph Krier . . . . .	129	35.83	11	17	99	0		2
Over Votes . . . . .	5		0	1	4	0		0
Under Votes . . . . .	49		3	11	34	0		1
<b>CITY OF LOCKPORT ALDERMAN WARD 4</b>								
Vote for not more than 1 (WITH 5 OF 5 PRECINCTS COUNTED)								
Joanne Bartelsen . . . . .	417	100.00	39	56	316	0		6
Over Votes . . . . .	0		0	0	0	0		0
Under Votes . . . . .	73		2	8	63	0		0
<b>CITY OF NAPERVILLE MAYOR</b>								
Vote for not more than 1 (WITH 24 OF 24 PRECINCTS COUNTED)								
Steve Chirico . . . . .	2,871	51.23	177	517	2,134	0		43
Richard G. "Rocky" Caylor . . . . .	2,733	48.77	127	480	2,071	2		53
Over Votes . . . . .	0		0	0	0	0		0
Under Votes . . . . .	48		3	5	40	0		0
<b>CITY OF NAPERVILLE COUNCILMAN</b>								
Vote for not more than 4 (WITH 24 OF 24 PRECINCTS COUNTED)								
Bradford Miller . . . . .	2,107	10.87	111	327	1,641	1		27
Theresa Sullivan . . . . .	1,968	10.15	99	358	1,471	1		39
Paul J. Hinterlong . . . . .	2,694	13.90	144	473	2,028	1		48
Patrick Kelly . . . . .	2,262	11.67	139	402	1,675	0		46
Michele Hilger Clemen . . . . .	891	4.60	59	194	620	0		18
Bruce R. Hanson . . . . .	2,026	10.45	88	345	1,555	1		37
Patricia "Patty" Gustin . . . . .	2,829	14.59	158	530	2,081	1		59
Whitney Robbins . . . . .	1,162	5.99	65	188	890	0		19
Barbara O'Meara . . . . .	1,379	7.11	76	276	998	1		28
Nancy Turner . . . . .	1,239	6.39	74	249	895	1		20
Joe McElroy . . . . .	830	4.28	50	139	628	0		13
Over Votes . . . . .	2		1	0	1	0		0
Under Votes . . . . .	3,213		161	527	2,494	1		30
<b>CITY OF WILMINGTON CITY CLERK UNEXP 2-YR</b>								
Vote for not more than 1 (WITH 6 OF 6 PRECINCTS COUNTED)								
NO CANDIDATE FILED . . . . .	0		0	0	0	0		0
Over Votes . . . . .	0		0	0	0	0		0
Under Votes . . . . .	706		48	17	632	0		9
<b>CITY OF WILMINGTON ALDERMAN WARD 1</b>								
Vote for not more than 1 (WITH 3 OF 3 PRECINCTS COUNTED)								
Kevin J. Kirwin . . . . .	96	100.00	6	3	84	0		3
Over Votes . . . . .	0		0	0	0	0		0
Under Votes . . . . .	32		4	0	28	0		0



	TOTAL VOTES	%	VOTE BY MAIL	EARLY VOTING	ELECTION DAY	PROVISIONAL	POSTMARK	VBM
<b>CITY OF WILMINGTON ALDERMAN WARD 2 FULL</b>								
Vote for not more than 1								
(WITH 3 OF 3 PRECINCTS COUNTED)								
Dennis P. Vice . . . . .	100	52.08	5	4	91	0		0
Isaac James Orr . . . . .	70	36.46	3	1	66	0		0
Darla Neises . . . . .	22	11.46	4	0	17	0		1
Over Votes . . . . .	2		0	0	2	0		0
Under Votes . . . . .	7		0	0	7	0		0
<b>CITY OF WILMINGTON ALDERMAN WARD 2 UNEXP 2-YR</b>								
Vote for not more than 1								
(WITH 3 OF 3 PRECINCTS COUNTED)								
Floyd H. Combes . . . . .	152	79.58	7	5	140	0		0
Robert 'Bob' Neises . . . . .	39	20.42	4	0	34	0		1
Over Votes . . . . .	0		0	0	0	0		0
Under Votes . . . . .	10		1	0	9	0		0
<b>CITY OF WILMINGTON ALDERMAN WARD 3</b>								
Vote for not more than 1								
(WITH 3 OF 3 PRECINCTS COUNTED)								
Frances L. Tutor . . . . .	122	48.80	6	1	113	0		2
Ben Dietz . . . . .	128	51.20	10	7	110	0		1
Over Votes . . . . .	0		0	0	0	0		0
Under Votes . . . . .	6		0	0	6	0		0
<b>CITY OF WILMINGTON ALDERMAN WARD 4</b>								
Vote for not more than 1								
(WITH 4 OF 4 PRECINCTS COUNTED)								
Jacob Tenn . . . . .	97	100.00	8	1	88	0		0
Over Votes . . . . .	0		0	0	0	0		0
Under Votes . . . . .	24		2	0	20	0		2
<b>VILLAGE OF BEECHER TRUSTEE</b>								
Vote for not more than 3								
(WITH 3 OF 3 PRECINCTS COUNTED)								
Jonathan J. Kypuros . . . . .	463	27.17	28	61	373	0		1
Marcy Meyer . . . . .	526	30.87	25	68	430	0		3
Frank P. Basile, Jr. . . . .	469	27.52	27	68	372	0		2
Roger S. Stacey . . . . .	246	14.44	16	23	206	0		1
Over Votes . . . . .	0		0	0	0	0		0
Under Votes . . . . .	438		12	47	377	0		2
<b>VILLAGE OF BOLINGBROOK TRUSTEE</b>								
Vote for not more than 3								
(WITH 32 OF 32 PRECINCTS COUNTED)								
Ajaz A. Gill . . . . .	2,842	13.45	317	716	1,727	6		76
Jaime J. Olson . . . . .	3,120	14.76	288	772	1,992	6		62
Terri L. Ransom . . . . .	3,034	14.36	276	747	1,944	6		61
Maripat Oliver . . . . .	653	3.09	50	150	448	0		5
Mary Sabri Alexander-Basta . . . . .	3,726	17.63	338	690	2,627	5		66
Sheldon L. Watts . . . . .	4,033	19.08	328	773	2,857	5		70
Michael J. Carpanzano . . . . .	3,724	17.62	352	677	2,628	5		62
Over Votes . . . . .	9		2	1	6	0		0
Under Votes . . . . .	1,317		130	284	870	3		30

RUN DATE:04/18/19 03:34 PM

REPORT-EL45A PAGE 006

	TOTAL VOTES	%	VOTE BY MAIL	EARLY VOTING	ELECTION DAY	PROVISIONAL	POSTMARK	VBM
<b>VILLAGE OF CHANNAHON PRESIDENT</b>								
Vote for not more than 1 (WITH 6 OF 6 PRECINCTS COUNTED)								
Missey Moorman Schumacher . . . . .	858	100.00	28	109	715	0		6
Over Votes . . . . .	0		0	0	0	0		0
Under Votes . . . . .	158		6	27	125	0		0
<b>VILLAGE OF CHANNAHON CLERK</b>								
Vote for not more than 1 (WITH 6 OF 6 PRECINCTS COUNTED)								
Kristin Hall . . . . .	832	100.00	26	108	695	0		3
Over Votes . . . . .	0		0	0	0	0		0
Under Votes . . . . .	184		8	28	145	0		3
<b>VILLAGE OF CHANNAHON TRUSTEE</b>								
Vote for not more than 3 (WITH 6 OF 6 PRECINCTS COUNTED)								
Scott Slocum . . . . .	652	25.89	21	73	553	0		5
Edwin Seibert . . . . .	361	14.34	10	51	299	0		1
Patricia Perinar . . . . .	624	24.78	21	91	507	0		5
Salvador Lamas . . . . .	256	10.17	9	30	216	0		1
Scott McMillin . . . . .	625	24.82	21	85	516	0		3
Over Votes . . . . .	0		0	0	0	0		0
Under Votes . . . . .	530		20	78	429	0		3
<b>VILLAGE OF COAL CITY PRESIDENT</b>								
Vote for not more than 1 (WITH 1 OF 1 PRECINCTS COUNTED)								
Terry Halliday . . . . .	0		0	0	0	0		0
Over Votes . . . . .	0		0	0	0	0		0
Under Votes . . . . .	0		0	0	0	0		0
<b>VILLAGE OF COAL CITY CLERK</b>								
Vote for not more than 1 (WITH 1 OF 1 PRECINCTS COUNTED)								
Pamela Noffsinger . . . . .	0		0	0	0	0		0
Over Votes . . . . .	0		0	0	0	0		0
Under Votes . . . . .	0		0	0	0	0		0
<b>VILLAGE OF COAL CITY TRUSTEE FULL</b>								
Vote for not more than 3 (WITH 1 OF 1 PRECINCTS COUNTED)								
Daniel J. Greggain . . . . .	0		0	0	0	0		0
Ross Bradley . . . . .	0		0	0	0	0		0
David M. Togliatti . . . . .	0		0	0	0	0		0
Over Votes . . . . .	0		0	0	0	0		0
Under Votes . . . . .	0		0	0	0	0		0

	TOTAL VOTES	%	VOTE BY MAIL	EARLY VOTING	ELECTION DAY	PROVISIONAL	POSTMARK	VBM
<b>VILLAGE OF COAL CITY TRUSTEE UNEXP 2-YR</b>								
Vote for not more than 1 (WITH 1 OF 1 PRECINCTS COUNTED)								
Georgette Vota . . . . .	0		0	0	0	0		0
David A. Spesia . . . . .	0		0	0	0	0		0
Over Votes . . . . .	0		0	0	0	0		0
Under Votes . . . . .	0		0	0	0	0		0
<b>VILLAGE OF CRETE TRUSTEE</b>								
Vote for not more than 3 (WITH 8 OF 8 PRECINCTS COUNTED)								
Katrina Seifert . . . . .	633	27.71	35	59	535	0		4
Holly A. Milburn . . . . .	625	27.36	37	58	524	0		6
Steven P. Bruns . . . . .	563	24.65	37	42	477	1		6
Doris Jean Harmon-Warren . . . . .	463	20.27	29	44	386	1		3
Over Votes . . . . .	1		1	0	0	0		0
Under Votes . . . . .	683		42	58	574	1		8
<b>VILLAGE OF DIAMOND COMMISSIONER UNEXP 2-YR</b>								
Vote for not more than 2 (WITH 2 OF 2 PRECINCTS COUNTED)								
Mark Adair . . . . .	0		0	0	0	0		0
Denise Brown . . . . .	1	100.00	0	0	1	0		0
Over Votes . . . . .	0		0	0	0	0		0
Under Votes . . . . .	1		0	0	1	0		0
<b>VILLAGE OF ELWOOD PRESIDENT UNEXP 2-YR</b>								
Vote for not more than 1 (WITH 2 OF 2 PRECINCTS COUNTED)								
Douglas J. Jenco . . . . .	299	100.00	13	54	227	0		5
Over Votes . . . . .	0		0	0	0	0		0
Under Votes . . . . .	48		3	6	39	0		0
<b>VILLAGE OF ELWOOD TRUSTEE FULL</b>								
Vote for not more than 3 (WITH 2 OF 2 PRECINCTS COUNTED)								
Ronald R. Schmidt . . . . .	134	15.64	9	19	105	0		1
Tricia Lynn Maas . . . . .	227	26.49	8	38	176	0		5
Mary E. Lopez . . . . .	156	18.20	12	30	112	0		2
Michael James Varman . . . . .	180	21.00	3	34	140	0		3
Darryl P. Lab . . . . .	160	18.67	6	28	124	0		2
Over Votes . . . . .	3		0	0	3	0		0
Under Votes . . . . .	175		10	31	132	0		2
<b>VILLAGE OF ELWOOD TRUSTEE UNEXP 2-YR</b>								
Vote for not more than 2 (WITH 2 OF 2 PRECINCTS COUNTED)								
Jodie Ann Bertucci . . . . .	229	39.41	9	41	175	0		4
Joseph "Spike" Berscheid . . . . .	190	32.70	4	35	147	0		4
Jennifer (Jenny) Tibble . . . . .	104	17.90	6	16	82	0		0
Steven Ayers . . . . .	58	9.98	5	8	44	0		1
Over Votes . . . . .	4		0	1	3	0		0
Under Votes . . . . .	105		8	18	78	0		1

	TOTAL VOTES	%	VOTE BY MAIL	EARLY VOTING	ELECTION DAY	PROVISIONAL	POSTMARK	VBM
<b>VILLAGE OF FRANKFORT TRUSTEE</b>								
Vote for not more than 3 (WITH 14 OF 14 PRECINCTS COUNTED)								
Margaret M. Farina . . . . .	1,309	25.98	75	240	988	0		6
Robert J. Kennedy . . . . .	1,168	23.18	59	228	871	0		10
Adam Borrelli . . . . .	1,361	27.01	66	247	1,040	0		8
Jessica Petrow . . . . .	1,200	23.82	56	216	924	0		4
Over Votes . . . . .	0		0	0	0	0		0
Under Votes . . . . .	1,373		56	236	1,070	6		5
<b>VILLAGE OF GODLEY PRESIDENT</b>								
Vote for not more than 1 (WITH 1 OF 1 PRECINCTS COUNTED)								
Robert L. Tovey . . . . .	23	100.00	1	0	22	0		0
Over Votes . . . . .	0		0	0	0	0		0
Under Votes . . . . .	3		0	0	3	0		0
<b>VILLAGE OF GODLEY TRUSTEE FULL</b>								
Vote for not more than 3 (WITH 1 OF 1 PRECINCTS COUNTED)								
Jenny Uehling . . . . .	16	24.24	1	0	15	0		0
James R. Peters . . . . .	16	24.24	1	0	15	0		0
Dan Morris . . . . .	19	28.79	1	0	18	0		0
Daniel Butler . . . . .	15	22.73	0	0	15	0		0
Over Votes . . . . .	0		0	0	0	0		0
Under Votes . . . . .	12		0	0	12	0		0
<b>VILLAGE OF GODLEY TRUSTEE UNEXP 2-YR</b>								
Vote for not more than 2 (WITH 1 OF 1 PRECINCTS COUNTED)								
NO CANDIDATE FILED . . . . .	0		0	0	0	0		0
Over Votes . . . . .	0		0	0	0	0		0
Under Votes . . . . .	52		2	0	50	0		0
<b>VILLAGE OF HOMER GLEN PRESIDENT</b>								
Vote for not more than 1 (WITH 16 OF 16 PRECINCTS COUNTED)								
George Yukich . . . . .	2,045	100.00	155	311	1,555	1		23
Over Votes . . . . .	0		0	0	0	0		0
Under Votes . . . . .	360		14	61	281	0		4
<b>VILLAGE OF HOMER GLEN CLERK</b>								
Vote for not more than 1 (WITH 16 OF 16 PRECINCTS COUNTED)								
Christina Neitzke-Troiike . . . . .	1,967	100.00	151	304	1,489	0		23
Over Votes . . . . .	0		0	0	0	0		0
Under Votes . . . . .	438		18	68	347	1		4

	TOTAL VOTES	%	VOTE BY MAIL	EARLY VOTING	ELECTION DAY	PROVISIONAL	POSTMARK	VBM
<b>VILLAGE OF HOMER GLEN TRUSTEE</b>								
Vote for not more than 3 (WITH 16 OF 16 PRECINCTS COUNTED)								
Carlo Caprio . . . . .	1,284	20.81	89	199	978	1		17
Ann Holtz . . . . .	1,377	22.32	106	231	1,020	0		20
Ruben Pazmino . . . . .	1,321	21.41	87	194	1,030	1		9
Beth Rodgers . . . . .	1,357	21.99	100	198	1,039	1		19
Michael Kartsounis . . . . .	831	13.47	54	145	623	0		9
Over Votes . . . . .	5		0	1	4	0		0
Under Votes . . . . .	1,030		71	146	806	0		7
<b>VILLAGE OF LEMONT TRUSTEE</b>								
Vote for not more than 3 (WITH 2 OF 2 PRECINCTS COUNTED)								
Janelle Kittridge . . . . .	0		0	0	0	0		0
Ron Stapleton . . . . .	2	100.00	0	0	2	0		0
Rick Sniagowski . . . . .	0		0	0	0	0		0
Traci Sarpalius . . . . .	0		0	0	0	0		0
Over Votes . . . . .	0		0	0	0	0		0
Under Votes . . . . .	4		0	0	4	0		0
<b>VILLAGE OF MANHATTAN TRUSTEE</b>								
Vote for not more than 3 (WITH 4 OF 4 PRECINCTS COUNTED)								
James M. Reeves . . . . .	270	19.12	14	42	214	0		0
Erin E. McDonough . . . . .	362	25.64	10	48	304	0		0
Robert A. Dilling . . . . .	317	22.45	18	24	274	0		1
Howard Young . . . . .	159	11.26	11	19	127	0		2
Michael R. Naughton . . . . .	304	21.53	10	38	255	0		1
Over Votes . . . . .	0		0	0	0	0		0
Under Votes . . . . .	415		9	27	377	0		2
<b>VILLAGE OF MINOOKA TRUSTEE</b>								
Vote for not more than 3 (WITH 1 OF 1 PRECINCTS COUNTED)								
Richard L. Parrish . . . . .	85	23.10	4	12	69	0		0
John S. Evans . . . . .	42	11.41	1	7	34	0		0
Michael Bender . . . . .	54	14.67	3	8	43	0		0
Dennis P. Martin . . . . .	98	26.63	10	12	76	0		0
Barry A. Thompson . . . . .	89	24.18	7	10	72	0		0
Over Votes . . . . .	0		0	0	0	0		0
Under Votes . . . . .	115		5	11	99	0		0
<b>VILLAGE OF MOKENA CLERK UNEXP 2-YR</b>								
Vote for not more than 1 (WITH 12 OF 12 PRECINCTS COUNTED)								
Melissa Martini . . . . .	1,761	100.00	62	287	1,396	1		15
Over Votes . . . . .	0		0	0	0	0		0
Under Votes . . . . .	395		14	69	311	0		1

	TOTAL VOTES	%	VOTE BY MAIL	EARLY VOTING	ELECTION DAY	PROVISIONAL	POSTMARK	VBM
<b>VILLAGE OF MOKENA TRUSTEE FULL</b>								
Vote for not more than 3 (WITH 12 OF 12 PRECINCTS COUNTED)								
Deborah Engler . . . . .	1,513	35.59	56	268	1,173	1		15
Joseph E. Budzyn . . . . .	1,345	31.64	51	236	1,044	0		14
James M. Richmond . . . . .	1,393	32.77	49	251	1,080	0		13
Over Votes . . . . .	0		0	0	0	0		0
Under Votes . . . . .	2,217		72	313	1,824	2		6
<b>VILLAGE OF MOKENA TRUSTEE UNEXP 2-YR</b>								
Vote for not more than 1 (WITH 12 OF 12 PRECINCTS COUNTED)								
Jillian Hersted . . . . .	1,677	100.00	63	280	1,318	1		15
Over Votes . . . . .	0		0	0	0	0		0
Under Votes . . . . .	479		13	76	389	0		1
<b>VILLAGE OF MONEE TRUSTEE</b>								
Vote for not more than 3 (WITH 4 OF 4 PRECINCTS COUNTED)								
Heidi Gonzalez . . . . .	328	29.16	21	64	242	0		1
Scott Youdris . . . . .	288	25.60	11	46	230	0		1
William Gray . . . . .	238	21.16	14	40	184	0		0
Michael E. Wilson . . . . .	271	24.09	17	48	203	0		3
Over Votes . . . . .	0		0	0	0	0		0
Under Votes . . . . .	405		18	75	308	0		4
<b>VILLAGE OF NEW LENOX MAYOR</b>								
Vote for not more than 1 (WITH 19 OF 19 PRECINCTS COUNTED)								
Timothy A. Baldermann . . . . .	1,588	100.00	93	310	1,171	1		13
Over Votes . . . . .	0		0	0	0	0		0
Under Votes . . . . .	260		14	51	193	0		2
<b>VILLAGE OF NEW LENOX TRUSTEE</b>								
Vote for not more than 3 (WITH 19 OF 19 PRECINCTS COUNTED)								
Brian T. O'Leary . . . . .	1,007	22.70	66	203	730	1		7
Keith C. Madsen . . . . .	1,113	25.09	64	229	810	1		9
Douglas E. Finnegan . . . . .	1,205	27.16	61	234	900	1		9
David L. Butterfield . . . . .	1,111	25.05	60	234	812	0		5
Over Votes . . . . .	1		0	1	0	0		0
Under Votes . . . . .	1,105		70	180	840	0		15
<b>VILLAGE OF ORLAND PARK TRUSTEE</b>								
Vote for not more than 3 (WITH 1 OF 1 PRECINCTS COUNTED)								
William R. Healy . . . . .	23	15.86	9	2	9	0		3
Michael R. Milani . . . . .	24	16.55	11	2	9	0		2
Cynthia Nelson Katsenes . . . . .	26	17.93	15	2	7	0		2
Carole Griffin Ruzich . . . . .	29	20.00	21	0	6	0		2
Kelly O'Brien . . . . .	22	15.17	16	0	4	0		2
Devin Hodge . . . . .	21	14.48	16	0	4	0		1
Over Votes . . . . .	0		0	0	0	0		0
Under Votes . . . . .	8		5	0	3	0		0

	TOTAL VOTES	%	VOTE BY MAIL	EARLY VOTING	ELECTION DAY	PROVISIONAL	POSTMARK	VBM
<b>VILLAGE OF PARK FOREST MAYOR</b>								
Vote for not more than 1 (WITH 3 OF 3 PRECINCTS COUNTED)								
Jonathan Vanderbilt . . . . .	90	31.91	10	2	76	0		2
Mae Brandon. . . . .	144	51.06	9	10	125	0		0
JeRome Brown . . . . .	43	15.25	2	1	40	0		0
WRITE-IN. . . . .	5	1.77	0	1	3	0		1
Over Votes . . . . .	0		0	0	0	0		0
Under Votes . . . . .	1		0	0	1	0		0
<b>VILLAGE OF PARK FOREST TRUSTEE</b>								
Vote for not more than 3 (WITH 3 OF 3 PRECINCTS COUNTED)								
Tiffani Graham. . . . .	189	38.26	20	10	156	0		3
Candyce Herron. . . . .	148	29.96	15	9	121	0		3
Joseph Woods . . . . .	157	31.78	16	8	133	0		0
Over Votes . . . . .	0		0	0	0	0		0
Under Votes . . . . .	355		12	15	325	0		3
<b>VILLAGE OF PEOTONE TRUSTEE FULL</b>								
Vote for not more than 3 (WITH 3 OF 3 PRECINCTS COUNTED)								
Peter J. March. . . . .	201	37.22	24	1	176	0		0
Patrick J. Bowden. . . . .	189	35.00	24	1	164	0		0
Michael R. Jones . . . . .	150	27.78	19	1	130	0		0
Over Votes . . . . .	0		0	0	0	0		0
Under Votes . . . . .	297		29	0	268	0		0
<b>VILLAGE OF PEOTONE TRUSTEE UNEXP 2-YR</b>								
Vote for not more than 2 (WITH 3 OF 3 PRECINCTS COUNTED)								
D. Wayne Parker . . . . .	185	45.45	23	1	161	0		0
Shelley Marevka . . . . .	222	54.55	24	1	197	0		0
Over Votes . . . . .	0		0	0	0	0		0
Under Votes . . . . .	151		17	0	134	0		0
<b>VILLAGE OF PLAINFIELD TRUSTEE</b>								
Vote for not more than 3 (WITH 20 OF 20 PRECINCTS COUNTED)								
Brian "Wojo" Wojowski . . . . .	1,130	22.25	79	178	851	1		21
Bill Lamb . . . . .	957	18.84	74	174	688	1		20
Kevin M. Calkins . . . . .	1,123	22.11	92	173	835	1		22
Mohammed F Faheem. . . . .	829	16.32	68	130	617	1		13
Harry Benton . . . . .	1,040	20.48	91	163	768	1		17
Over Votes . . . . .	1		0	0	1	0		0
Under Votes . . . . .	1,182		58	175	930	1		18

	TOTAL VOTES	%	VOTE BY MAIL	EARLY VOTING	ELECTION DAY	PROVISIONAL	POSTMARK	VBM
<b>VILLAGE OF ROCKDALE TRUSTEE</b>								
Vote for not more than 3 (WITH 1 OF 1 PRECINCTS COUNTED)								
Matt Cooling . . . . .	79	33.33	3	6	70	0		0
Frederick S. Stadler . . . . .	76	32.07	4	4	68	0		0
Robert Scheidt . . . . .	82	34.60	3	6	73	0		0
Over Votes . . . . .	0		0	0	0	0		0
Under Votes . . . . .	117		2	23	92	0		0
<b>VILLAGE OF ROMEOVILLE TRUSTEE</b>								
Vote for not more than 3 (WITH 17 OF 17 PRECINCTS COUNTED)								
Linda S. Palmiter . . . . .	1,301	34.84	85	151	1,054	1		10
Kenneth C. Griffin . . . . .	1,234	33.05	81	147	995	0		11
Lourdes Aguirre . . . . .	1,199	32.11	79	144	967	0		9
Over Votes . . . . .	0		0	0	0	0		0
Under Votes . . . . .	1,369		70	152	1,121	2		24
<b>VILLAGE OF SHOREWOOD CLERK UNEXP 2-YR</b>								
Vote for not more than 1 (WITH 10 OF 10 PRECINCTS COUNTED)								
Diane Lambert . . . . .	2,254	100.00	124	365	1,741	0		24
Over Votes . . . . .	0		0	0	0	0		0
Under Votes . . . . .	521		26	121	372	0		2
<b>VILLAGE OF SHOREWOOD TRUSTEE</b>								
Vote for not more than 3 (WITH 10 OF 10 PRECINCTS COUNTED)								
Stevan A. Brockman . . . . .	1,656	32.52	102	283	1,254	0		17
Barbara "Cookie" Kirkland . . . . .	1,826	35.86	101	315	1,392	0		18
Anthony M. "Tony" Luciano . . . . .	1,610	31.62	92	280	1,219	0		19
Over Votes . . . . .	0		0	0	0	0		0
Under Votes . . . . .	3,233		155	580	2,474	0		24
<b>VILLAGE OF STEGER TRUSTEE</b>								
Vote for not more than 3 (WITH 4 OF 4 PRECINCTS COUNTED)								
William J. Joyce . . . . .	182	34.67	10	11	161	0		0
Mark E. Kozy . . . . .	173	32.95	7	9	157	0		0
Timothy J. Perchinski . . . . .	170	32.38	7	8	155	0		0
Over Votes . . . . .	0		0	0	0	0		0
Under Votes . . . . .	249		12	8	229	0		0
<b>VILLAGE OF SYMERTON PRESIDENT</b>								
Vote for not more than 1 (WITH 1 OF 1 PRECINCTS COUNTED)								
Eli Geiss . . . . .	16	100.00	0	0	16	0		0
Over Votes . . . . .	0		0	0	0	0		0
Under Votes . . . . .	4		0	0	4	0		0



	TOTAL VOTES	%	VOTE BY MAIL	EARLY VOTING	ELECTION DAY	PROVISIONAL	POSTMARK	VBM
<b>VILLAGE OF SYMERTON CLERK</b>								
Vote for not more than 1 (WITH 1 OF 1 PRECINCTS COUNTED)								
Brandi Geiss . . . . .	16	100.00	0	0	16	0	0	0
Over Votes . . . . .	0		0	0	0	0	0	0
Under Votes . . . . .	4		0	0	4	0	0	0
<b>VILLAGE OF SYMERTON TRUSTEE FULL</b>								
Vote for not more than 3 (WITH 1 OF 1 PRECINCTS COUNTED)								
Jerry Grygial . . . . .	11	21.57	0	0	11	0	0	0
Martin Ruzella . . . . .	16	31.37	0	0	16	0	0	0
Rich Kooyenga . . . . .	14	27.45	0	0	14	0	0	0
Lori Kohl . . . . .	10	19.61	0	0	10	0	0	0
Over Votes . . . . .	0		0	0	0	0	0	0
Under Votes . . . . .	9		0	0	9	0	0	0
<b>VILLAGE OF SYMERTON TRUSTEE UNEXP 2-YR</b>								
Vote for not more than 1 (WITH 1 OF 1 PRECINCTS COUNTED)								
Karey Taylor . . . . .	16	100.00	0	0	16	0	0	0
Over Votes . . . . .	0		0	0	0	0	0	0
Under Votes . . . . .	4		0	0	4	0	0	0
<b>VILLAGE OF TINLEY PARK TRUSTEE</b>								
Vote for not more than 3 (WITH 5 OF 5 PRECINCTS COUNTED)								
Michael J. Pannitto . . . . .	141	5.63	20	18	103	0	0	0
John W. McGuire . . . . .	132	5.27	20	15	96	0	1	1
John A. Curran . . . . .	131	5.23	23	16	92	0	0	0
William Brennan . . . . .	581	23.18	29	80	464	0	8	8
Diane Galante . . . . .	595	23.74	33	78	476	0	8	8
Michael Mueller . . . . .	619	24.70	29	79	502	0	9	9
Jeffrey A. Mech . . . . .	119	4.75	13	14	90	0	2	2
Brian Godlewski . . . . .	188	7.50	18	18	150	0	2	2
Over Votes . . . . .	1		0	0	1	0	0	0
Under Votes . . . . .	131		7	12	112	0	0	0
<b>VILLAGE OF UNIVERSITY PARK MAYOR</b>								
Vote for not more than 1 (WITH 7 OF 7 PRECINCTS COUNTED)								
Joseph E. Roudez, III . . . . .	414	33.69	15	5	389	0	5	5
Nakia K. Hall . . . . .	312	25.39	13	10	286	0	3	3
Vivian E. Covington . . . . .	406	33.03	31	9	362	0	4	4
Vanessa "Star" Lawson . . . . .	97	7.89	10	0	86	0	1	1
Over Votes . . . . .	0		0	0	0	0	0	0
Under Votes . . . . .	2		1	0	1	0	0	0

	TOTAL VOTES	%	VOTE BY MAIL	EARLY VOTING	ELECTION DAY	PROVISIONAL	POSTMARK	VBM
VILLAGE OF UNIVERSITY PARK CLERK								
Vote for not more than 1								
(WITH 7 OF 7 PRECINCTS COUNTED)								
Dianne R. Gonnigan . . . . .	546	45.54	43	11	489	0		3
Dorothy "Dee" Jones . . . . .	653	54.46	26	13	605	0		9
Over Votes . . . . .	1		0	0	1	0		0
Under Votes . . . . .	31		1	0	29	0		1

	TOTAL VOTES	%	VOTE BY MAIL	EARLY VOTING	ELECTION DAY	PROVISIONAL	POSTMARK	VBM
VILLAGE OF UNIVERSITY PARK TRUSTEE								
Vote for not more than 3								
(WITH 7 OF 7 PRECINCTS COUNTED)								
Shirley A. Bolding . . . . .	461	15.36	41	14	403	0		3
E. Joseph Lovelace . . . . .	366	12.20	31	6	325	0		4
Sonia Jenkins . . . . .	504	16.79	29	13	456	0		6
Devon Dilworth. . . . .	208	6.93	15	9	179	0		5
Chere'se Williams. . . . .	343	11.43	10	3	329	0		1
Donzell "Coach TuTu" Franklin. . . . .	514	17.13	24	9	476	0		5
Paula C. Wilson . . . . .	419	13.96	29	11	374	0		5
Warren K. Hunter . . . . .	186	6.20	8	5	170	0		3
Over Votes . . . . .	2		0	0	2	0		0
Under Votes . . . . .	686		23	2	654	0		7

	TOTAL VOTES	%	VOTE BY MAIL	EARLY VOTING	ELECTION DAY	PROVISIONAL	POSTMARK	VBM
VILLAGE OF WOODRIDGE TRUSTEE								
Vote for not more than 3								
(WITH 2 OF 2 PRECINCTS COUNTED)								
Magin "Mike" Martinez . . . . .	1	33.33	0	0	1	0		0
Mary Anne Blair . . . . .	1	33.33	0	0	1	0		0
Greg Abbott. . . . .	1	33.33	0	0	1	0		0
Over Votes . . . . .	0		0	0	0	0		0
Under Votes . . . . .	0		0	0	0	0		0

	TOTAL VOTES	%	VOTE BY MAIL	EARLY VOTING	ELECTION DAY	PROVISIONAL	POSTMARK	VBM
BOLINGBROOK PARK COMMISSIONER								
Vote for not more than 3								
(WITH 31 OF 31 PRECINCTS COUNTED)								
Nicola Edmunds. . . . .	1,141	5.77	100	254	772	0		15
Jerry L. Hix . . . . .	3,422	17.30	317	646	2,396	5		58
Saud M. Gazanfer . . . . .	2,449	12.38	293	632	1,454	7		63
AI Traczek . . . . .	3,189	16.12	316	577	2,238	5		53
Sue Vastalo. . . . .	3,467	17.52	350	643	2,417	5		52
Dorothy J. Andrews . . . . .	3,491	17.64	285	820	2,316	6		64
Deneen Lenoir . . . . .	2,626	13.27	215	671	1,683	6		51
Over Votes . . . . .	9		1	1	7	0		0
Under Votes . . . . .	2,661		206	560	1,817	2		76

	TOTAL VOTES	%	VOTE BY MAIL	EARLY VOTING	ELECTION DAY	PROVISIONAL	POSTMARK	VBM
BRAIDWOOD PARK COMMISSIONER								
Vote for not more than 1								
(WITH 3 OF 3 PRECINCTS COUNTED)								
Andrew Kaminsky . . . . .	1,154	100.00	86	111	950	0		7
Over Votes . . . . .	0		0	0	0	0		0
Under Votes . . . . .	208		15	33	158	0		2

	TOTAL VOTES	%	VOTE BY MAIL	EARLY VOTING	ELECTION DAY	PROVISIONAL	POSTMARK	VBM
<b>CHANNAHON PARK COMMISSIONER</b>								
Vote for not more than 2 (WITH 6 OF 6 PRECINCTS COUNTED)								
Christopher J. Caldwell . . . . .	884	51.52	35	117	727	0		5
Dennis P. Clower . . . . .	832	48.48	33	113	681	0		5
Over Votes . . . . .	0		0	0	0	0		0
Under Votes . . . . .	760		24	94	638	0		4
<b>CRETE PARK COMMISSIONER</b>								
Vote for not more than 2 (WITH 8 OF 8 PRECINCTS COUNTED)								
Linda M. Johnson . . . . .	763	54.97	50	68	638	1		6
Jennifer Smith . . . . .	625	45.03	44	60	517	0		4
Over Votes . . . . .	0		0	0	0	0		0
Under Votes . . . . .	568		28	44	491	1		4
<b>CRETE RURAL PARK COMMISSIONER FULL</b>								
Vote for not more than 1 (WITH 9 OF 9 PRECINCTS COUNTED)								
Pam Helsel Hoffman . . . . .	531	100.00	48	41	436	0		6
Over Votes . . . . .	0		0	0	0	0		0
Under Votes . . . . .	88		6	4	76	0		2
<b>CRETE RURAL PARK COMMISSIONER UNEXP 4-YR</b>								
Vote for not more than 1 (WITH 9 OF 9 PRECINCTS COUNTED)								
Ron Mahoney . . . . .	497	100.00	48	37	406	0		6
Over Votes . . . . .	0		0	0	0	0		0
Under Votes . . . . .	122		6	8	106	0		2
<b>CRETE RURAL PARK COMMISSIONER UNEXP 2-YR</b>								
Vote for not more than 2 (WITH 9 OF 9 PRECINCTS COUNTED)								
Gretchen Sullivan . . . . .	424	48.90	40	35	343	0		6
Charlotte Gebauer Koelling . . . . .	443	51.10	43	33	362	0		5
Over Votes . . . . .	0		0	0	0	0		0
Under Votes . . . . .	371		25	22	319	0		5
<b>FOX VALLEY PARK COMMISSIONER AT LARGE UNEXP 2-YR</b>								
Vote for not more than 1 (WITH 4 OF 4 PRECINCTS COUNTED)								
Mavis Bates . . . . .	391	56.34	20	35	333	1		2
Mark Richard Buschbacher . . . . .	303	43.66	7	28	266	0		2
Over Votes . . . . .	1		0	0	1	0		0
Under Votes . . . . .	150		3	12	134	1		0
<b>FOX VALLEY PARK COMMISSIONER WARD 3</b>								
Vote for not more than 1 (WITH 4 OF 4 PRECINCTS COUNTED)								
Allan Broholm . . . . .	638	100.00	25	53	558	1		1
Over Votes . . . . .	0		0	0	0	0		0
Under Votes . . . . .	207		5	22	176	1		3

	TOTAL VOTES	%	VOTE BY MAIL	EARLY VOTING	ELECTION DAY	PROVISIONAL	POSTMARK	VBM
<b>FRANKFORT PARK COMMISSIONER</b>								
Vote for not more than 1 (WITH 13 OF 13 PRECINCTS COUNTED)								
Thomas Barz . . . . .	1,585	100.00	85	300	1,197	1		2
Over Votes . . . . .	0		0	0	0	0		0
Under Votes . . . . .	359		10	69	272	1		7
<b>FRANKFORT SQUARE PARK COMMISSIONER</b>								
Vote for not more than 3 (WITH 12 OF 12 PRECINCTS COUNTED)								
Joseph Vlosak . . . . .	987	34.03	73	104	799	0		11
Craig Maksymiak . . . . .	947	32.66	69	109	758	0		11
Anthony D. Granata . . . . .	966	33.31	78	109	768	0		11
Over Votes . . . . .	0		0	0	0	0		0
Under Votes . . . . .	1,825		89	176	1,542	0		18
<b>GODLEY PARK COMMISSIONER</b>								
Vote for not more than 2 (WITH 1 OF 1 PRECINCTS COUNTED)								
Karl Demarse . . . . .	18	43.90	1	0	17	0		0
Diana L. Haars . . . . .	23	56.10	1	0	22	0		0
Over Votes . . . . .	0		0	0	0	0		0
Under Votes . . . . .	11		0	0	11	0		0
<b>ISLAND PARK COMMISSIONER</b>								
Vote for not more than 3 (WITH 5 OF 5 PRECINCTS COUNTED)								
Robert E. (Bob) Thomas . . . . .	335	19.43	27	6	297	0		5
Donald F. (Don) Kiper . . . . .	285	16.53	25	4	251	0		5
Paula Windom . . . . .	324	18.79	23	8	290	0		3
George (Randy) Hill . . . . .	326	18.91	17	9	297	0		3
Chad Lee Kavanaugh . . . . .	454	26.33	22	15	413	0		4
Over Votes . . . . .	0		0	0	0	0		0
Under Votes . . . . .	385		30	9	339	0		7
<b>JOLIET PARK COMMISSIONER</b>								
Vote for not more than 2 (WITH 53 OF 53 PRECINCTS COUNTED)								
Brigitte Fiday . . . . .	3,540	31.12	356	424	2,707	0		53
Jennifer Jobe-Gavin . . . . .	3,644	32.03	280	537	2,774	0		53
Kevin Paul . . . . .	4,193	36.86	397	494	3,254	0		48
Over Votes . . . . .	3		0	0	3	0		0
Under Votes . . . . .	4,857		329	651	3,801	0		76
<b>LEMONT PARK COMMISSIONER FULL</b>								
Vote for not more than 2 (WITH 2 OF 2 PRECINCTS COUNTED)								
Michael Scarlati . . . . .	3	42.86	0	0	3	0		0
Brian Pepich . . . . .	4	57.14	0	0	4	0		0
Over Votes . . . . .	0		0	0	0	0		0
Under Votes . . . . .	7		0	0	7	0		0

	TOTAL VOTES	%	VOTE BY MAIL	EARLY VOTING	ELECTION DAY	PROVISIONAL	POSTMARK	VBM
<b>LEMONT PARK COMMISSIONER UNEXP 2-YR</b>								
Vote for not more than 1 (WITH 2 OF 2 PRECINCTS COUNTED)								
Julie Mescher . . . . .	4	100.00	0	0	4	0	0	0
Over Votes . . . . .	0		0	0	0	0	0	0
Under Votes . . . . .	3		0	0	3	0	0	0
<b>LOCKPORT TOWNSHIP PARK COMMISSIONER</b>								
Vote for not more than 1 (WITH 31 OF 31 PRECINCTS COUNTED)								
Max L. Woods . . . . .	4,584	100.00	364	547	3,612	2	59	0
Over Votes . . . . .	0		0	0	0	0	0	0
Under Votes . . . . .	878		70	116	678	0	14	0
<b>MANHATTAN PARK COMMISSIONER</b>								
Vote for not more than 2 (WITH 6 OF 6 PRECINCTS COUNTED)								
Benjamin Hecke . . . . .	448	46.04	27	42	376	0	3	0
Kristy Byers . . . . .	525	53.96	29	57	437	0	2	0
Over Votes . . . . .	0		0	0	0	0	0	0
Under Votes . . . . .	451		20	41	385	0	5	0
<b>MOKENA COMMUNITY PARK COMMISSIONER</b>								
Vote for not more than 4 (WITH 15 OF 15 PRECINCTS COUNTED)								
Dennis P. Bagdon . . . . .	1,288	18.13	65	210	999	1	13	0
Timothy J. Ozinga . . . . .	1,662	23.40	81	259	1,301	0	21	0
Steven M. Jacobson . . . . .	1,418	19.96	72	234	1,092	1	19	0
Michael Gandy . . . . .	1,527	21.50	77	241	1,187	1	21	0
David M. Finan . . . . .	1,208	17.01	73	191	930	1	13	0
Over Votes . . . . .	3		0	1	2	0	0	0
Under Votes . . . . .	3,493		184	509	2,775	0	25	0
<b>NAPERVILLE PARK COMMISSIONER</b>								
Vote for not more than 3 (WITH 23 OF 23 PRECINCTS COUNTED)								
Richard A. Janor . . . . .	3,179	32.14	183	570	2,366	2	58	0
Marie L. Todd . . . . .	3,629	36.69	203	664	2,693	2	67	0
Josh McBroom . . . . .	3,082	31.16	175	569	2,275	2	61	0
Over Votes . . . . .	0		0	0	0	0	0	0
Under Votes . . . . .	6,970		360	1,188	5,320	0	102	0
<b>NEW LENOX COMMUNITY PARK COMMISSIONER</b>								
Vote for not more than 3 (WITH 21 OF 21 PRECINCTS COUNTED)								
Garry Kraemer . . . . .	1,580	31.83	121	280	1,162	1	16	0
Dale Larson . . . . .	1,682	33.88	126	289	1,250	1	16	0
Brian Fischer . . . . .	1,702	34.29	121	301	1,264	1	15	0
Over Votes . . . . .	0		0	0	0	0	0	0
Under Votes . . . . .	2,287		106	372	1,793	0	16	0

	TOTAL VOTES	%	VOTE BY MAIL	EARLY VOTING	ELECTION DAY	PROVISIONAL	POSTMARK	VBM
<b>OSWEGOLAND PARK COMMISSIONER FULL</b>								
Vote for not more than 1 (WITH 2 OF 2 PRECINCTS COUNTED)								
Robert Ijams . . . . .	16	100.00	0	2	13	0		1
Over Votes . . . . .	0		0	0	0	0		0
Under Votes . . . . .	5		0	0	5	0		0
<b>OSWEGOLAND PARK COMMISSIONER UNEXP 4-YR</b>								
Vote for not more than 1 (WITH 2 OF 2 PRECINCTS COUNTED)								
John Wise . . . . .	16	100.00	0	2	13	0		1
Over Votes . . . . .	0		0	0	0	0		0
Under Votes . . . . .	5		0	0	5	0		0
<b>PEOTONE PARK COMMISSIONER</b>								
Vote for not more than 3 (WITH 3 OF 3 PRECINCTS COUNTED)								
Shaun Ziems . . . . .	186	44.93	24	0	162	0		0
Lindsey Schwiesow . . . . .	228	55.07	25	0	203	0		0
NO CANDIDATE FILED . . . . .	0		0	0	0	0		0
Over Votes . . . . .	0		0	0	0	0		0
Under Votes . . . . .	423		47	3	373	0		0
<b>PLAINFIELD PARK COMMISSIONER FULL</b>								
Vote for not more than 2 (WITH 43 OF 43 PRECINCTS COUNTED)								
Jason K. Rausch . . . . .	3,297	63.29	327	378	2,535	3		54
Syed Abedi . . . . .	1,912	36.71	212	270	1,389	2		39
Over Votes . . . . .	0		0	0	0	0		0
Under Votes . . . . .	3,019		215	392	2,370	5		37
<b>PLAINFIELD PARK COMMISSIONER UNEXP 4-YR</b>								
Vote for not more than 1 (WITH 43 OF 43 PRECINCTS COUNTED)								
Bill Thoman . . . . .	3,437	100.00	329	404	2,642	3		59
Over Votes . . . . .	0		0	0	0	0		0
Under Votes . . . . .	677		48	116	505	2		6
<b>PLAINFIELD PARK COMMISSIONER UNEXP 2-YR</b>								
Vote for not more than 1 (WITH 43 OF 43 PRECINCTS COUNTED)								
Heath Wright . . . . .	3,403	100.00	326	398	2,617	3		59
Over Votes . . . . .	0		0	0	0	0		0
Under Votes . . . . .	711		51	122	530	2		6
<b>TINLEY PARK-PARK COMMISSIONER</b>								
Vote for not more than 2 (WITH 1 OF 1 PRECINCTS COUNTED)								
Ashley Rubino . . . . .	18	51.43	0	1	17	0		0
Bernie O'Boyle . . . . .	17	48.57	0	3	14	0		0
Over Votes . . . . .	0		0	0	0	0		0
Under Votes . . . . .	17		0	4	13	0		0

	TOTAL VOTES	%	VOTE BY MAIL	EARLY VOTING	ELECTION DAY	PROVISIONAL	POSTMARK	VBM
<b>WOODRIDGE PARK COMMISSIONER FULL</b>								
Vote for not more than 2 (WITH 1 OF 1 PRECINCTS COUNTED)								
Brian P. Coleman . . . . .	0		0	0	0	0		0
Sam Venouziou . . . . .	0		0	0	0	0		0
Over Votes . . . . .	0		0	0	0	0		0
Under Votes . . . . .	0		0	0	0	0		0
<b>WOODRIDGE PARK COMMISSIONER UNEXP 4-YR</b>								
Vote for not more than 1 (WITH 1 OF 1 PRECINCTS COUNTED)								
Fred C. Hohnke . . . . .	0		0	0	0	0		0
Mary Wuttke Kranz . . . . .	0		0	0	0	0		0
Over Votes . . . . .	0		0	0	0	0		0
Under Votes . . . . .	0		0	0	0	0		0
<b>WOODRIDGE PARK COMMISSIONER UNEXP 2-YR</b>								
Vote for not more than 1 (WITH 1 OF 1 PRECINCTS COUNTED)								
Bill Cohen . . . . .	0		0	0	0	0		0
Over Votes . . . . .	0		0	0	0	0		0
Under Votes . . . . .	0		0	0	0	0		0
<b>BEECHER LIBRARY TRUSTEE</b>								
Vote for not more than 3 (WITH 4 OF 4 PRECINCTS COUNTED)								
Shirley R. Biery . . . . .	609	32.95	31	64	511	0		3
Michelle M. Stamper . . . . .	540	29.22	33	62	442	0		3
Jennifer C. Bunte . . . . .	699	37.82	32	80	583	0		4
Over Votes . . . . .	0		0	0	0	0		0
Under Votes . . . . .	849		21	97	717	0		14
<b>CRETE LIBRARY TRUSTEE</b>								
Vote for not more than 3 (WITH 12 OF 12 PRECINCTS COUNTED)								
Judi Boehner . . . . .	1,247	38.62	97	111	1,028	1		10
Richard E. Beil . . . . .	981	30.38	83	85	805	1		7
Timothy P. Brennan . . . . .	1,001	31.00	84	86	821	1		9
Over Votes . . . . .	0		0	0	0	0		0
Under Votes . . . . .	1,460		87	105	1,249	0		19
<b>FOSSIL RIDGE LIBRARY TRUSTEE</b>								
Vote for not more than 3 (WITH 4 OF 4 PRECINCTS COUNTED)								
Terri Downey . . . . .	1,016	38.96	79	91	839	0		7
Dannell Morrison . . . . .	784	30.06	67	78	633	0		6
Michael Lamb . . . . .	808	30.98	72	73	656	0		7
Over Votes . . . . .	0		0	0	0	0		0
Under Votes . . . . .	1,733		97	190	1,433	0		13

	TOTAL VOTES	%	VOTE BY MAIL	EARLY VOTING	ELECTION DAY	PROVISIONAL	POSTMARK	VBM
<b>FOUNTAINDALE LIBRARY TRUSTEE FULL</b>								
Vote for not more than 2 (WITH 33 OF 33 PRECINCTS COUNTED)								
Kathryn J. Spindel . . . . .	4,950	53.28	431	1,018	3,401	8		92
Marcelo Roberto Valencia . . . . .	4,340	46.72	387	888	2,989	5		71
Over Votes . . . . .	0		0	0	0	0		0
Under Votes . . . . .	4,040		358	1,008	2,596	9		69
<b>FOUNTAINDALE LIBRARY TRUSTEE UNEXP 2-YR</b>								
Vote for not more than 2 (WITH 33 OF 33 PRECINCTS COUNTED)								
Otis J. Gatlin. . . . .	2,519	21.78	226	630	1,602	4		57
Margaret J. (Peggy) Danhof. . . . .	3,749	32.42	322	727	2,641	5		54
Ryan Harter. . . . .	2,513	21.73	240	628	1,586	4		55
Celeste M. Bermejo . . . . .	2,783	24.07	245	551	1,950	5		32
Over Votes . . . . .	14		4	2	7	0		1
Under Votes . . . . .	1,738		135	374	1,193	4		32
<b>FRANKFORT LIBRARY TRUSTEE FULL</b>								
Vote for not more than 2 (WITH 21 OF 21 PRECINCTS COUNTED)								
Erin Skibinski. . . . .	2,104	53.85	120	335	1,636	0		13
Rene Leyva . . . . .	1,803	46.15	113	295	1,384	0		11
Over Votes . . . . .	0		0	0	0	0		0
Under Votes . . . . .	1,799		57	260	1,468	4		10
<b>FRANKFORT LIBRARY TRUSTEE UNEXP 2-YR</b>								
Vote for not more than 1 (WITH 21 OF 21 PRECINCTS COUNTED)								
Jan Look. . . . .	2,224	100.00	128	345	1,741	0		10
Over Votes . . . . .	0		0	0	0	0		0
Under Votes . . . . .	629		17	100	503	2		7
<b>HOMER LIBRARY TRUSTEE FULL</b>								
Vote for not more than 4 (WITH 18 OF 18 PRECINCTS COUNTED)								
Jane Klunk . . . . .	2,110	33.22	179	344	1,557	0		30
Cynthia L. Bochenek . . . . .	2,167	34.12	183	352	1,598	0		34
Rita Woods . . . . .	2,074	32.66	183	342	1,518	0		31
NO CANDIDATE FILED . . . . .	0		0	0	0	0		0
Over Votes . . . . .	0		0	0	0	0		0
Under Votes . . . . .	6,301		387	922	4,919	4		69
<b>HOMER LIBRARY TRUSTEE UNEXP 2-YR</b>								
Vote for not more than 1 (WITH 18 OF 18 PRECINCTS COUNTED)								
Eileen McCaffrey . . . . .	2,458	100.00	196	377	1,849	0		36
Over Votes . . . . .	0		0	0	0	0		0
Under Votes . . . . .	705		37	113	549	1		5



	TOTAL VOTES	%	VOTE BY MAIL	EARLY VOTING	ELECTION DAY	PROVISIONAL	POSTMARK	VBM
<b>MANHATTAN-ELWOOD LIBRARY TRUSTEE FULL</b>								
Vote for not more than 3 (WITH 7 OF 7 PRECINCTS COUNTED)								
Sharon Gill . . . . .	946	100.00	52	122	765	0		7
NO CANDIDATE FILED . . . . .	0		0	0	0	0		0
Over Votes . . . . .	0		0	0	0	0		0
Under Votes . . . . .	2,468		149	307	1,989	0		23
<b>MANHATTAN-ELWOOD LIBRARY TRUSTEE UNEXP 2-YR</b>								
Vote for not more than 2 (WITH 7 OF 7 PRECINCTS COUNTED)								
Jan Krekel . . . . .	780	49.43	47	98	629	0		6
Kimberly Ciuffini . . . . .	798	50.57	49	113	629	0		7
Over Votes . . . . .	0		0	0	0	0		0
Under Votes . . . . .	698		38	75	578	0		7
<b>MANTENO PUBLIC LIBRARY TRUSTEE</b>								
Vote for not more than 2 (WITH 1 OF 1 PRECINCTS COUNTED)								
Gale Dodge . . . . .	5	62.50	1	0	4	0		0
Nancy Shear . . . . .	3	37.50	1	0	2	0		0
Over Votes . . . . .	0		0	0	0	0		0
Under Votes . . . . .	2		0	0	2	0		0
<b>MOKENA LIBRARY TRUSTEE</b>								
Vote for not more than 2 (WITH 12 OF 12 PRECINCTS COUNTED)								
Donald L. McGuan . . . . .	1,751	100.00	77	262	1,393	1		18
NO CANDIDATE FILED . . . . .	0		0	0	0	0		0
Over Votes . . . . .	0		0	0	0	0		0
Under Votes . . . . .	2,841		99	456	2,265	1		20
<b>NEW LENOX LIBRARY TRUSTEE</b>								
Vote for not more than 3 (WITH 21 OF 21 PRECINCTS COUNTED)								
Louis J. Broccolo . . . . .	1,147	21.47	80	207	851	1		8
Alex Vancina . . . . .	1,324	24.78	84	241	985	1		13
Michelle DeBella Monbrod . . . . .	1,384	25.91	95	242	1,033	0		14
Bonnie Ulstad . . . . .	1,487	27.84	112	264	1,099	1		11
Over Votes . . . . .	0		0	0	0	0		0
Under Votes . . . . .	2,053		109	351	1,576	0		17
<b>VILLAGE OF ORLAND PARK LIBRARY TRUSTEE</b>								
Vote for not more than 2 (WITH 1 OF 1 PRECINCTS COUNTED)								
Bridget Mary Lindbloom . . . . .	31	51.67	21	0	9	0		1
Daniel F. Sanchez . . . . .	5	8.33	4	0	1	0		0
Charles McShane . . . . .	24	40.00	18	0	5	0		1
Over Votes . . . . .	1		0	0	0	0		1
Under Votes . . . . .	40		19	4	13	0		4

	TOTAL VOTES	%	VOTE BY MAIL	EARLY VOTING	ELECTION DAY	PROVISIONAL	POSTMARK	VBM
<b>OSWEGO LIBRARY TRUSTEE FULL</b>								
Vote for not more than 3 (WITH 4 OF 4 PRECINCTS COUNTED)								
Terry Friedman . . . . .	53	22.08	6	5	42	0		0
Dana Young . . . . .	60	25.00	14	3	39	0		4
Judith Roberts . . . . .	55	22.92	10	7	35	0		3
Christine Diehl . . . . .	72	30.00	12	9	48	0		3
Over Votes . . . . .	0		0	0	0	0		0
Under Votes . . . . .	165		21	15	127	0		2
<b>OSWEGO LIBRARY TRUSTEE UNEXP 2-YR</b>								
Vote for not more than 1 (WITH 4 OF 4 PRECINCTS COUNTED)								
NO CANDIDATE FILED . . . . .	0		0	0	0	0		0
WRITE-IN . . . . .	4	100.00	0	1	3	0		0
Over Votes . . . . .	0		0	0	0	0		0
Under Votes . . . . .	131		21	12	94	0		4
<b>VILLAGE OF PARK FOREST LIBRARY TRUSTEE FULL</b>								
Vote for not more than 2 (WITH 3 OF 3 PRECINCTS COUNTED)								
Linda E. Marron . . . . .	216	58.06	19	11	184	0		2
Marcus Hampton . . . . .	156	41.94	15	7	133	0		1
Over Votes . . . . .	0		0	0	0	0		0
Under Votes . . . . .	194		8	10	173	0		3
<b>VILLAGE OF PARK FOREST LIBRARY TRUSTEE UNEXP 2-YR</b>								
Vote for not more than 1 (WITH 3 OF 3 PRECINCTS COUNTED)								
NO CANDIDATE FILED . . . . .	0		0	0	0	0		0
Over Votes . . . . .	0		0	0	0	0		0
Under Votes . . . . .	283		21	14	245	0		3
<b>PEOTONE LIBRARY TRUSTEE FULL</b>								
Vote for not more than 3 (WITH 10 OF 10 PRECINCTS COUNTED)								
Sandra M. Gall . . . . .	984	55.97	90	69	816	2		7
Joseph P. Mills . . . . .	774	44.03	70	58	639	1		6
NO CANDIDATE FILED . . . . .	0		0	0	0	0		0
Over Votes . . . . .	0		0	0	0	0		0
Under Votes . . . . .	2,211		161	194	1,839	3		14
<b>PEOTONE LIBRARY TRUSTEE UNEXP 2-YR</b>								
Vote for not more than 1 (WITH 10 OF 10 PRECINCTS COUNTED)								
Ann Marie Nagel . . . . .	1,070	100.00	90	86	883	2		9
Over Votes . . . . .	0		0	0	0	0		0
Under Votes . . . . .	253		17	21	215	0		0

	TOTAL VOTES	%	VOTE BY MAIL	EARLY VOTING	ELECTION DAY	PROVISIONAL	POSTMARK	VBM
<b>PLAINFIELD LIBRARY TRUSTEE</b>								
Vote for not more than 3 (WITH 45 OF 45 PRECINCTS COUNTED)								
Carl F. Gilmore . . . . .	2,592	50.10	266	354	1,924	1		47
Jason Cann . . . . .	2,582	49.90	272	369	1,892	2		47
NO CANDIDATE FILED . . . . .	0		0	0	0	0		0
Over Votes . . . . .	0		0	0	0	0		0
Under Votes . . . . .	5,953		542	906	4,380	6		119
<b>SHOREWOOD-TROY LIBRARY TRUSTEE</b>								
Vote for not more than 2 (WITH 18 OF 18 PRECINCTS COUNTED)								
Amy Chellino . . . . .	2,391	57.50	129	375	1,859	0		28
Chanel Taylor . . . . .	1,767	42.50	108	277	1,361	0		21
Over Votes . . . . .	0		0	0	0	0		0
Under Votes . . . . .	2,282		103	422	1,736	0		21
<b>STEGER-SOUTH CHICAGO HEIGHTS LIBRARY TRUSTEE</b>								
Vote for not more than 3 (WITH 4 OF 4 PRECINCTS COUNTED)								
Andrea Holocek-Sherman . . . . .	176	33.85	6	9	161	0		0
Luanne Thurman . . . . .	176	33.85	10	10	156	0		0
Janet Lesak-Fiorenzo . . . . .	168	32.31	7	10	151	0		0
Over Votes . . . . .	0		0	0	0	0		0
Under Votes . . . . .	239		13	7	219	0		0
<b>THREE RIVERS LIBRARY TRUSTEE FULL</b>								
Vote for not more than 2 (WITH 8 OF 8 PRECINCTS COUNTED)								
Diane Chesson . . . . .	977	53.45	38	116	818	0		5
Martha Swick . . . . .	851	46.55	36	112	697	0		6
Over Votes . . . . .	0		0	0	0	0		0
Under Votes . . . . .	766		16	114	631	0		5
<b>THREE RIVERS LIBRARY TRUSTEE UNEXP 4-YR</b>								
Vote for not more than 1 (WITH 8 OF 8 PRECINCTS COUNTED)								
Samantha Lynne Young . . . . .	1,019	100.00	37	120	858	0		4
Over Votes . . . . .	0		0	0	0	0		0
Under Votes . . . . .	278		8	51	215	0		4
<b>VILLAGE OF TINLEY PARK LIBRARY TRUSTEE</b>								
Vote for not more than 2 (WITH 5 OF 5 PRECINCTS COUNTED)								
Patricia Adaranijo . . . . .	379	30.25	34	55	284	0		6
Gina Miller . . . . .	591	47.17	42	81	464	0		4
Bradley Daniels . . . . .	283	22.59	25	39	212	0		7
Over Votes . . . . .	4		1	0	3	0		0
Under Votes . . . . .	499		25	45	426	0		3

	TOTAL VOTES	%	VOTE BY MAIL	EARLY VOTING	ELECTION DAY	PROVISIONAL	POSTMARK	VBM
<b>UNIVERSITY PARK LIBRARY TRUSTEE</b>								
Vote for not more than 3 (WITH 8 OF 8 PRECINCTS COUNTED)								
Deborah J. Stroud . . . . .	725	29.85	37	21	661	0		6
Ruby J. Giddings . . . . .	504	20.75	53	16	427	0		8
Sheryl L. Jones-Harper . . . . .	703	28.94	47	14	634	0		8
Eugene Lawson, Jr. . . . .	497	20.46	27	9	455	0		6
Over Votes . . . . .	0		0	0	0	0		0
Under Votes . . . . .	1,264		46	12	1,195	0		11
<b>WHITE OAK LIBRARY TRUSTEE</b>								
Vote for not more than 2 (WITH 35 OF 35 PRECINCTS COUNTED)								
E. Gayle Crompton . . . . .	3,704	42.07	317	423	2,920	2		42
Zachary W. Binkley . . . . .	3,075	34.93	252	362	2,420	2		39
Rigoberto "Rigo" Valle . . . . .	2,025	23.00	131	257	1,617	1		19
Over Votes . . . . .	14		1	0	13	0		0
Under Votes . . . . .	2,948		206	340	2,357	1		44
<b>WILMINGTON LIBRARY TRUSTEE FULL</b>								
Vote for not more than 3 (WITH 5 OF 5 PRECINCTS COUNTED)								
Danielle "Danni" Esposito . . . . .	427	24.04	21	11	388	0		7
Christine L. Reigh . . . . .	432	24.32	26	9	391	0		6
Diana M. Zolecki-Browning . . . . .	439	24.72	25	8	401	0		5
Mary M. Fitzsimmons . . . . .	478	26.91	31	12	431	0		4
Over Votes . . . . .	2		0	0	2	0		0
Under Votes . . . . .	801		59	20	717	0		5
<b>WILMINGTON LIBRARY TRUSTEE UNEXP 2-YR</b>								
Vote for not more than 1 (WITH 5 OF 5 PRECINCTS COUNTED)								
NO CANDIDATE FILED . . . . .	0		0	0	0	0		0
WRITE-IN. . . . .	61	100.00	5	1	54	0		1
Over Votes . . . . .	0		0	0	0	0		0
Under Votes . . . . .	800		49	19	724	0		8
<b>WOODRIDGE PUBLIC LIBRARY TRUSTEE FULL</b>								
Vote for not more than 2 (WITH 2 OF 2 PRECINCTS COUNTED)								
John Majewski . . . . .	0		0	0	0	0		0
Christopher Tripp. . . . .	1	50.00	0	0	1	0		0
Joseph Heneghan . . . . .	1	50.00	0	0	1	0		0
Over Votes . . . . .	0		0	0	0	0		0
Under Votes . . . . .	0		0	0	0	0		0
<b>WOODRIDGE PUBLIC LIBRARY TRUSTEE UNEXP 2-YR</b>								
Vote for not more than 1 (WITH 2 OF 2 PRECINCTS COUNTED)								
Nancy L. Staszak . . . . .	1	100.00	0	0	1	0		0
Ronald L. Campbell . . . . .	0		0	0	0	0		0
Over Votes . . . . .	0		0	0	0	0		0
Under Votes . . . . .	0		0	0	0	0		0

	TOTAL VOTES	%	VOTE BY MAIL	EARLY VOTING	ELECTION DAY	PROVISIONAL	POSTMARK	VBM
<b>BEECHER CUSD 200U BOARD MEMBER</b>								
Vote for not more than 4 (WITH 4 OF 4 PRECINCTS COUNTED)								
Ronald S. Mazurek . . . . .	348	10.99	20	36	292	0		0
Edward J. Palmisano . . . . .	310	9.79	12	35	261	0		2
Karen Scrementi . . . . .	257	8.12	18	24	214	0		1
Janet Paulmeier . . . . .	300	9.48	12	30	257	0		1
Julie Papas . . . . .	418	13.20	16	57	339	0		6
Crystal Johnson . . . . .	291	9.19	6	29	248	0		8
Benjamin Juzeszyn . . . . .	266	8.40	7	30	223	0		6
Adriana Diachenko . . . . .	192	6.06	11	24	157	0		0
Juan Hernandez . . . . .	428	13.52	16	40	371	0		1
Elizabeth (Liz) Dousias . . . . .	356	11.24	12	30	313	0		1
Over Votes . . . . .	2		1	1	0	0		0
Under Votes . . . . .	422		22	65	329	0		6
<b>CHANAY-MONGE SD 88 BOARD MEMBER UNEXP 2-YR</b>								
Vote for not more than 3 (WITH 4 OF 4 PRECINCTS COUNTED)								
Cira Linko . . . . .	277	95.19	20	17	236	1		3
NO CANDIDATE FILED . . . . .	0		0	0	0	0		0
WRITE-IN . . . . .	14	4.81	1	1	12	0		0
Over Votes . . . . .	0		0	0	0	0		0
Under Votes . . . . .	753		54	66	622	2		9
<b>CHANAY-MONGE SD 88 BOARD MEMBER FULL</b>								
Vote for not more than 3 (WITH 4 OF 4 PRECINCTS COUNTED)								
Charles H. Methvin, II . . . . .	228	47.70	13	16	195	1		3
Rosie J. Sanchez . . . . .	226	47.28	14	16	194	1		1
NO CANDIDATE FILED . . . . .	0		0	0	0	0		0
WRITE-IN . . . . .	24	5.02	0	1	23	0		0
Over Votes . . . . .	0		0	0	0	0		0
Under Votes . . . . .	566		48	51	458	1		8
<b>CHANNAHON SD 17 BOARD MEMBER UNEXP 2-YR</b>								
Vote for not more than 1 (WITH 5 OF 5 PRECINCTS COUNTED)								
NO CANDIDATE FILED . . . . .	0		0	0	0	0		0
WRITE-IN . . . . .	110	100.00	1	10	99	0		0
Over Votes . . . . .	0		0	0	0	0		0
Under Votes . . . . .	969		39	138	785	0		7
<b>CHANNAHON SD 17 BOARD MEMBER FULL</b>								
Vote for not more than 3 (WITH 5 OF 5 PRECINCTS COUNTED)								
Christine Bucciarelli . . . . .	637	27.26	24	82	525	0		6
Kevin Murphy . . . . .	621	26.57	23	74	519	0		5
Julie Bankes . . . . .	559	23.92	25	77	456	0		1
Mistey Kosek . . . . .	520	22.25	21	65	432	0		2
Over Votes . . . . .	1		0	0	1	0		0
Under Votes . . . . .	897		27	146	717	0		7

	TOTAL VOTES	%	VOTE BY MAIL	EARLY VOTING	ELECTION DAY	PROVISIONAL	POSTMARK	VBM
<b>COAL CITY CUSD 1 BOARD MEMBER</b>								
Vote for not more than 4 (WITH 1 OF 1 PRECINCTS COUNTED)								
Chuck Lander . . . . .	0		0	0	0	0		0
Robert J. Bianchetto . . . . .	0		0	0	0	0		0
Kenneth P. Miller . . . . .	0		0	0	0	0		0
Quint Harmon . . . . .	0		0	0	0	0		0
Over Votes . . . . .	0		0	0	0	0		0
Under Votes . . . . .	0		0	0	0	0		0
<b>CRETE-MONEE 201U - DIST 1 BOARD MEMBER</b>								
Vote for not more than 1 (WITH 5 OF 5 PRECINCTS COUNTED)								
William J. Sawallisch, Jr. . . . .	262	65.50	15	48	195	0		4
Pat Nash . . . . .	138	34.50	13	28	97	0		0
Over Votes . . . . .	0		0	0	0	0		0
Under Votes . . . . .	22		4	4	13	0		1
<b>CRETE-MONEE 201U - DIST 2 BOARD MEMBER</b>								
Vote for not more than 1 (WITH 6 OF 6 PRECINCTS COUNTED)								
Maurice "Mo" Brown . . . . .	598	70.11	35	12	544	0		7
Dezaree Oliver-Pearson . . . . .	255	29.89	17	14	224	0		0
Over Votes . . . . .	0		0	0	0	0		0
Under Votes . . . . .	28		0	3	24	0		1
<b>CRETE-MONEE 201U - DIST 4 BOARD MEMBER</b>								
Vote for not more than 1 (WITH 4 OF 4 PRECINCTS COUNTED)								
James E. Hunt . . . . .	210	41.92	11	13	186	0		0
Jeanine Galbraith . . . . .	291	58.08	16	14	257	0		4
Over Votes . . . . .	1		0	0	1	0		0
Under Votes . . . . .	28		3	1	24	0		0
<b>CRETE-MONEE 201U - DIST 5 BOARD MEMBER</b>								
Vote for not more than 1 (WITH 9 OF 9 PRECINCTS COUNTED)								
Jamie L. Healy . . . . .	281	44.75	16	26	236	0		3
Sandra Walters . . . . .	347	55.25	18	32	293	1		3
Over Votes . . . . .	1		0	0	1	0		0
Under Votes . . . . .	23		2	1	20	0		0
<b>ELWOOD CCSD 203 BOARD MEMBER UNEXP 2-YR</b>								
Vote for not more than 1 (WITH 2 OF 2 PRECINCTS COUNTED)								
NO CANDIDATE FILED . . . . .	0		0	0	0	0		0
Over Votes . . . . .	0		0	0	0	0		0
Under Votes . . . . .	429		28	71	325	0		5

RUN DATE:04/18/19 03:34 PM

REPORT-EL45A PAGE 027

	TOTAL VOTES	%	VOTE BY MAIL	EARLY VOTING	ELECTION DAY	PROVISIONAL	POSTMARK	VBM
ELWOOD CCSD 203 BOARD MEMBER FULL								
Vote for not more than 3								
(WITH 2 OF 2 PRECINCTS COUNTED)								
Lawrence "Larry" Stasiak, Jr. . . . .	306	34.69	25	48	229	0		4
Mike Kruchten . . . . .	295	33.45	20	47	224	0		4
Brandon Lipke . . . . .	281	31.86	19	44	214	0		4
Over Votes . . . . .	0		0	0	0	0		0
Under Votes . . . . .	405		20	74	308	0		3

FAIRMONT SD 89 BOARD MEMBER								
Vote for not more than 4								
(WITH 3 OF 3 PRECINCTS COUNTED)								
Linda Pierzchalski . . . . .	316	25.69	19	38	257	0		2
Karen Custer . . . . .	298	24.23	18	37	239	0		4
Janice M. Posey . . . . .	309	25.12	18	38	249	1		3
Dionne Wright . . . . .	307	24.96	18	37	248	1		3
Over Votes . . . . .	0		0	0	0	0		0
Under Votes . . . . .	458		11	58	375	2		12

FRANKFORT CCSD 157-C BOARD MEMBER UNEXP 2-YR								
Vote for not more than 1								
(WITH 15 OF 15 PRECINCTS COUNTED)								
Edie Adamski . . . . .	1,564	100.00	84	293	1,183	0		4
Over Votes . . . . .	0		0	0	0	0		0
Under Votes . . . . .	480		19	96	356	2		7

FRANKFORT CCSD 157-C BOARD MEMBER FULL								
Vote for not more than 4								
(WITH 15 OF 15 PRECINCTS COUNTED)								
Sital Bhargava . . . . .	825	13.78	38	158	623	0		6
Brian Skibinski . . . . .	1,299	21.70	66	234	991	0		8
Edith Lutz . . . . .	1,287	21.50	71	229	984	0		3
Larry Kociolek . . . . .	1,215	20.29	64	253	892	0		6
Michael G. Bouck . . . . .	1,361	22.73	62	236	1,053	2		8
Over Votes . . . . .	0		0	0	0	0		0
Under Votes . . . . .	2,189		111	446	1,613	6		13

HOMER CCSD 33C BOARD MEMBER								
Vote for not more than 3								
(WITH 16 OF 16 PRECINCTS COUNTED)								
Debra Martin . . . . .	1,741	33.62	153	281	1,289	0		18
Elizabeth Hitzeman . . . . .	1,721	33.24	153	284	1,267	0		17
Christopher Trzeciak . . . . .	1,716	33.14	155	296	1,248	0		17
Over Votes . . . . .	0		0	0	0	0		0
Under Votes . . . . .	2,088		112	309	1,644	3		20

	TOTAL VOTES	%	VOTE BY MAIL	EARLY VOTING	ELECTION DAY	PROVISIONAL	POSTMARK	VBM
<b>INDIAN PRAIRIE CUSD 204 BOARD MEMBER</b>								
Vote for not more than 3 (WITH 26 OF 26 PRECINCTS COUNTED)								
Gautam "GB" Bhatia . . . . .	1,545	12.56	90	286	1,142	0		27
Justin J. Karubas. . . . .	2,691	21.87	157	431	2,063	1		39
Mark Rising. . . . .	2,915	23.69	135	491	2,233	1		55
Natasha Grover. . . . .	2,985	24.26	194	480	2,257	0		54
Carole M. Jones . . . . .	2,168	17.62	132	411	1,585	1		39
Over Votes . . . . .	21		3	4	14	0		0
Under Votes . . . . .	2,870		177	532	2,111	0		50
<b>JOLIET SD 86 SCHOOL INSPECTOR AT LARGE</b>								
Vote for not more than 1 (WITH 41 OF 41 PRECINCTS COUNTED)								
Deborah K. Ziech . . . . .	4,520	100.00	346	567	3,551	0		56
Over Votes . . . . .	0		0	0	0	0		0
Under Votes . . . . .	1,060		71	167	802	0		20
<b>JOLIET SD 86 EAST SCHOOL INSPECTOR</b>								
Vote for not more than 2 (WITH 15 OF 15 PRECINCTS COUNTED)								
Tonya M. Roberts . . . . .	1,024	49.33	85	176	746	0		17
Erick Deshaun Dorris. . . . .	1,052	50.67	82	184	767	0		19
Over Votes . . . . .	0		0	0	0	0		0
Under Votes . . . . .	972		47	196	715	0		14
<b>JOLIET SD 86 WEST SCHOOL INSPECTOR</b>								
Vote for not more than 1 (WITH 26 OF 26 PRECINCTS COUNTED)								
R. Emil Standfield . . . . .	3,082	100.00	249	332	2,472	0		29
Over Votes . . . . .	0		0	0	0	0		0
Under Votes . . . . .	974		61	124	767	0		22
<b>LARAWAY CCSD 70-C BOARD MEMBER</b>								
Vote for not more than 4 (WITH 6 OF 6 PRECINCTS COUNTED)								
David W. Hook . . . . .	105	14.85	8	23	69	0		5
Gary E. Knight. . . . .	151	21.36	8	26	108	0		9
Michelle Matenaer. . . . .	126	17.82	8	22	88	0		8
Saul Brass . . . . .	164	23.20	11	31	116	0		6
Lucrisha Washington . . . . .	161	22.77	13	30	113	0		5
Over Votes . . . . .	0		0	0	0	0		0
Under Votes . . . . .	241		16	60	158	0		7
<b>LOCKPORT SD 91 BOARD MEMBER</b>								
Vote for not more than 3 (WITH 4 OF 4 PRECINCTS COUNTED)								
Daniel T. Dorion . . . . .	552	47.79	41	88	416	0		7
Courtney Oxley-Turner . . . . .	603	52.21	44	90	466	0		3
NO CANDIDATE FILED . . . . .	0		0	0	0	0		0
Over Votes . . . . .	0		0	0	0	0		0
Under Votes . . . . .	1,275		68	227	960	0		20



RUN DATE:04/18/19 03:34 PM

REPORT-EL45A PAGE 029

	TOTAL VOTES	%	VOTE BY MAIL	EARLY VOTING	ELECTION DAY	PROVISIONAL	POSTMARK	VBM
MANHATTAN SD 114 BOARD MEMBER								
Vote for not more than 3								
(WITH 8 OF 8 PRECINCTS COUNTED)								
John Patrick Burke . . . . .	514	34.38	26	56	430	0		2
Dan R. DeCaprio . . . . .	511	34.18	31	55	423	0		2
Mark W. Gray . . . . .	470	31.44	26	50	392	0		2
Over Votes . . . . .	0		0	0	0	0		0
Under Votes . . . . .	641		28	55	549	0		9

MANTENO CUSD 5 BOARD MEMBER								
Vote for not more than 4								
(WITH 1 OF 1 PRECINCTS COUNTED)								
Gale K. Dodge . . . . .	5	27.78	1	0	4	0		0
Mark Stauffenberg . . . . .	5	27.78	1	0	4	0		0
Monica Wilhelm . . . . .	0		0	0	0	0		0
Matthew Jackson . . . . .	5	27.78	1	0	4	0		0
Mary C. Schubert . . . . .	3	16.67	1	0	2	0		0
Over Votes . . . . .	0		0	0	0	0		0
Under Votes . . . . .	2		0	0	2	0		0

MINOOKA CCSD 201 BOARD MEMBER UNEXP 2-YR								
Vote for not more than 1								
(WITH 8 OF 8 PRECINCTS COUNTED)								
Andy Karceski . . . . .	1,531	100.00	55	247	1,217	0		12
Over Votes . . . . .	0		0	0	0	0		0
Under Votes . . . . .	518		26	129	359	0		4

MINOOKA CCSD 201 BOARD MEMBER FULL								
Vote for not more than 3								
(WITH 8 OF 8 PRECINCTS COUNTED)								
Alan Skwarczynski . . . . .	808	17.82	33	154	618	0		3
John S. Clucas . . . . .	892	19.68	33	142	711	0		6
Emily Conquest . . . . .	1,240	27.35	45	196	986	0		13
Edward Cronin . . . . .	836	18.44	31	127	671	0		7
Kimberly Schieberl-Fisher . . . . .	757	16.70	28	143	580	0		6
Over Votes . . . . .	5		0	1	4	0		0
Under Votes . . . . .	1,599		73	363	1,150	0		13

MOKENA SD 159 BOARD MEMBER								
Vote for not more than 3								
(WITH 9 OF 9 PRECINCTS COUNTED)								
Jennifer Riedl . . . . .	1,396	28.08	74	213	1,091	1		17
Jaime Staley . . . . .	1,372	27.59	70	207	1,081	1		13
Michael D. Everett . . . . .	1,322	26.59	69	200	1,039	1		13
Pete Anaya . . . . .	882	17.74	47	139	686	0		10
Over Votes . . . . .	11		0	2	9	0		0
Under Votes . . . . .	1,526		76	228	1,215	0		7

	TOTAL VOTES	%	VOTE BY MAIL	EARLY VOTING	ELECTION DAY	PROVISIONAL	POSTMARK	VBM
<b>NAPERVILLE CUSD 203 BOARD MEMBER</b>								
Vote for not more than 3 (WITH 6 OF 6 PRECINCTS COUNTED)								
Kristine M. Gericke . . . . .	622	21.49	24	111	472	0		15
Janet Yang Rohr . . . . .	677	23.39	25	113	524	1		14
Char Lynnette Dalton. . . . .	253	8.74	13	31	206	0		3
Becky Rudolph . . . . .	500	17.27	26	87	378	0		9
Cecilia Fox. . . . .	299	10.33	13	56	221	1		8
Joseph F. Kozminski . . . . .	544	18.79	21	78	431	1		13
Over Votes . . . . .	4		0	1	3	0		0
Under Votes . . . . .	756		46	115	585	0		10
<b>NEW LENOX SD 122 BOARD MEMBER UNEXP 2-YR</b>								
Vote for not more than 1 (WITH 21 OF 21 PRECINCTS COUNTED)								
NO CANDIDATE FILED . . . . .	0		0	0	0	0		0
WRITE-IN. . . . .	675	100.00	28	92	543	0		12
Over Votes . . . . .	0		0	0	0	0		0
Under Votes . . . . .	1,828		135	342	1,341	1		9
<b>NEW LENOX SD 122 BOARD MEMBER FULL</b>								
Vote for not more than 3 (WITH 21 OF 21 PRECINCTS COUNTED)								
Cynthia J. Dykas . . . . .	1,800	33.32	137	306	1,341	1		15
Nicole Swallow. . . . .	1,825	33.78	126	308	1,373	1		17
William Pender. . . . .	1,777	32.90	126	301	1,335	1		14
Over Votes . . . . .	0		0	0	0	0		0
Under Votes . . . . .	2,107		100	387	1,603	0		17
<b>OSWEGO CUSD 308 BOARD MEMBER</b>								
Vote for not more than 3 (WITH 6 OF 6 PRECINCTS COUNTED)								
Lauri Doyle. . . . .	578	25.92	26	51	495	1		5
Lauri Phillips. . . . .	514	23.05	28	52	427	1		6
Ruth Kroner. . . . .	400	17.94	21	41	332	1		5
Wayne E. Harshberger, II . . . . .	293	13.14	19	24	246	0		4
Alison Swanson. . . . .	423	18.97	25	32	364	0		2
WRITE-IN. . . . .	22	.99	0	1	21	0		0
Over Votes . . . . .	2		0	0	2	0		0
Under Votes . . . . .	734		34	63	632	3		2
<b>PEOTONE CUSD 207-U BOARD MEMBER</b>								
Vote for not more than 3 (WITH 7 OF 7 PRECINCTS COUNTED)								
Richard Uthe . . . . .	525	33.29	58	6	454	2		5
Jennifer Moe . . . . .	506	32.09	57	5	437	2		5
Jodi Becker. . . . .	546	34.62	63	7	471	2		3
Over Votes . . . . .	0		0	0	0	0		0
Under Votes . . . . .	595		44	15	534	0		2

	TOTAL VOTES	%	VOTE BY MAIL	EARLY VOTING	ELECTION DAY	PROVISIONAL	POSTMARK	VBM
<b>PLAINFIELD CCSD 202 BOARD MEMBER</b>								
Vote for not more than 3 (WITH 58 OF 58 PRECINCTS COUNTED)								
Les Miller . . . . .	2,701	20.60	270	320	2,066	3		42
Joette Doyle . . . . .	3,383	25.80	324	431	2,563	4		61
Heather Drake . . . . .	3,963	30.22	389	486	3,017	5		66
Kevin Kirberg . . . . .	3,066	23.38	328	388	2,289	3		58
Over Votes . . . . .	4		2	0	2	0		0
Under Votes . . . . .	3,651		276	718	2,572	6		79
<b>REED-CUSTER CUSD 255U BOARD MEMBER</b>								
Vote for not more than 3 (WITH 4 OF 4 PRECINCTS COUNTED)								
Chris T. Cavanaugh . . . . .	1,047	31.43	88	94	858	0		7
Ward Edward Foley . . . . .	544	16.33	45	50	448	0		1
Amanda Hohenstein . . . . .	842	25.28	76	81	679	0		6
Gregory Boyer . . . . .	898	26.96	61	82	749	0		6
Over Votes . . . . .	2		0	0	2	0		0
Under Votes . . . . .	1,004		45	125	821	0		13
<b>RICHLAND SD 88A BOARD MEMBER</b>								
Vote for not more than 4 (WITH 7 OF 7 PRECINCTS COUNTED)								
Sam Chellino . . . . .	1,087	34.53	108	101	859	0		19
Steven McNabb . . . . .	1,046	33.23	106	94	826	0		20
Michelle Cipiti . . . . .	1,015	32.24	101	91	804	0		19
NO CANDIDATE FILED . . . . .	0		0	0	0	0		0
Over Votes . . . . .	0		0	0	0	0		0
Under Votes . . . . .	2,724		237	290	2,171	0		26
<b>ROCKDALE SD 84 BOARD MEMBER UNEXP 2-YR</b>								
Vote for not more than 1 (WITH 4 OF 4 PRECINCTS COUNTED)								
Stephanie Gordon . . . . .	119	100.00	7	13	99	0		0
Over Votes . . . . .	0		0	0	0	0		0
Under Votes . . . . .	32		0	6	26	0		0
<b>ROCKDALE SD 84 BOARD MEMBER FULL</b>								
Vote for not more than 3 (WITH 4 OF 4 PRECINCTS COUNTED)								
Geralyn S. Wyke . . . . .	114	48.93	6	13	95	0		0
Jolene Chamblee . . . . .	101	43.35	6	15	80	0		0
NO CANDIDATE FILED . . . . .	0		0	0	0	0		0
WRITE-IN . . . . .	18	7.73	1	0	17	0		0
Over Votes . . . . .	0		0	0	0	0		0
Under Votes . . . . .	220		8	29	183	0		0

RUN DATE:04/18/19 03:34 PM

REPORT-EL45A PAGE 032

	TOTAL VOTES	%	VOTE BY MAIL	EARLY VOTING	ELECTION DAY	PROVISIONAL	POSTMARK	VBM
<b>STEGER SD 194 BOARD MEMBER</b>								
Vote for not more than 3 (WITH 4 OF 4 PRECINCTS COUNTED)								
Zach Butkus . . . . .	214	33.49	15	16	183	0		0
Jill Martin Raymond . . . . .	216	33.80	13	15	188	0		0
Karen Turner . . . . .	209	32.71	14	14	181	0		0
Over Votes . . . . .	0		0	0	0	0		0
Under Votes . . . . .	231		9	12	210	0		0
<b>SUMMIT HILL SD 161 BOARD MEMBER</b>								
Vote for not more than 3 (WITH 14 OF 14 PRECINCTS COUNTED)								
Stacey Borgens . . . . .	1,211	23.77	68	133	996	0		14
George Leonard . . . . .	1,121	22.01	58	101	953	0		9
Trudy K. Sturino . . . . .	1,080	21.20	63	115	880	0		22
Katie Campbell . . . . .	891	17.49	63	109	711	0		8
Debbie Staples . . . . .	791	15.53	56	102	621	0		12
Over Votes . . . . .	9		2	0	6	0		1
Under Votes . . . . .	639		46	67	525	0		1
<b>TAFT SD 90 BOARD MEMBER UNEXP 2-YR</b>								
Vote for not more than 3 (WITH 3 OF 3 PRECINCTS COUNTED)								
Christine Jelinek . . . . .	191	52.33	21	48	118	0		4
Yolanda Bruce-Sartin . . . . .	174	47.67	17	50	103	0		4
NO CANDIDATE FILED . . . . .	0		0	0	0	0		0
Over Votes . . . . .	0		0	0	0	0		0
Under Votes . . . . .	373		34	103	229	0		7
<b>TAFT SD 90 BOARD MEMBER FULL</b>								
Vote for not more than 3 (WITH 3 OF 3 PRECINCTS COUNTED)								
Rocco V. Colella, Jr. . . . .	172	33.01	15	47	106	0		4
Julie Chesser . . . . .	172	33.01	16	47	105	0		4
Nicole M. Lane . . . . .	177	33.97	16	48	109	0		4
Over Votes . . . . .	0		0	0	0	0		0
Under Votes . . . . .	217		25	59	130	0		3
<b>TROY CCSD 30-C BOARD MEMBER</b>								
Vote for not more than 3 (WITH 21 OF 21 PRECINCTS COUNTED)								
J. Terry McFadden . . . . .	2,092	26.57	223	242	1,597	0		30
Cynthia Jo Rasmussen . . . . .	2,065	26.23	225	239	1,568	0		33
Kristin Cross . . . . .	2,253	28.62	240	252	1,726	0		35
Mason Messina . . . . .	1,463	18.58	130	171	1,140	0		22
Over Votes . . . . .	4		1	1	2	0		0
Under Votes . . . . .	2,858		202	401	2,228	0		27

	TOTAL VOTES	%	VOTE BY MAIL	EARLY VOTING	ELECTION DAY	PROVISIONAL	POSTMARK	VBM
UNION SD 81 BOARD MEMBER								
Vote for not more than 4								
(WITH 4 OF 4 PRECINCTS COUNTED)								
Shelly Sinclair . . . . .	60	24.39	6	11	43	0		0
Linda Brunner . . . . .	64	26.02	6	12	46	0		0
Christopher Gustafson . . . . .	61	24.80	6	11	44	0		0
Carey Brock . . . . .	61	24.80	6	12	43	0		0
Over Votes . . . . .	0		0	0	0	0		0
Under Votes . . . . .	90		0	14	76	0		0

VALLEY VIEW CUSD 365U BOARD MEMBER								
Vote for not more than 3								
(WITH 39 OF 39 PRECINCTS COUNTED)								
Diane Parro . . . . .	3,882	18.86	316	709	2,799	6		52
Debra Marie Savage . . . . .	2,825	13.73	251	643	1,877	5		49
Charlotte Droogan . . . . .	2,815	13.68	266	655	1,836	4		54
Steven Quigley . . . . .	3,595	17.47	282	610	2,652	5		46
James (JT) Boudouris . . . . .	3,291	15.99	273	569	2,398	5		46
Sandra E. Carlson . . . . .	3,294	16.01	291	731	2,208	5		59
Sinatra Strong . . . . .	878	4.27	56	157	658	0		7
Over Votes . . . . .	22		2	3	17	0		0
Under Votes . . . . .	2,253		191	444	1,577	3		38

WILL COUNTY SD 92 BOARD MEMBER								
Vote for not more than 3								
(WITH 11 OF 11 PRECINCTS COUNTED)								
Jacob Middleton . . . . .	411	14.68	27	56	318	0		10
Matthew Dusterhoft . . . . .	424	15.14	28	56	328	0		12
Grant Ferkaluk . . . . .	337	12.04	20	48	260	0		9
Nora C. Skentzos . . . . .	540	19.29	56	82	396	0		6
Gwen Kenney-Benson . . . . .	409	14.61	31	60	311	0		7
William C. Martin . . . . .	281	10.04	26	35	215	0		5
Adam Sulich . . . . .	398	14.21	27	59	305	0		7
Over Votes . . . . .	8		0	0	8	0		0
Under Votes . . . . .	704		34	84	582	0		4

WILMINGTON CUSD 209-U BOARD MEMBER								
Vote for not more than 3								
(WITH 6 OF 6 PRECINCTS COUNTED)								
Benjamin (Ben) Stickel . . . . .	725	38.71	45	16	656	0		8
Terry Anderson . . . . .	601	32.09	36	12	545	0		8
Chester Dziuban . . . . .	547	29.20	33	13	495	0		6
Over Votes . . . . .	0		0	0	0	0		0
Under Votes . . . . .	716		48	19	644	0		5

BLOOM TOWNSHIP HS 206 BOARD MEMBER								
Vote for not more than 4								
(WITH 4 OF 4 PRECINCTS COUNTED)								
Teresa M. Palombi . . . . .	186	21.38	13	15	158	0		0
Robert L. Rossi . . . . .	202	23.22	12	15	175	0		0
William "Bill" Angell . . . . .	173	19.89	11	12	150	0		0
Cassandra Everett . . . . .	138	15.86	5	11	122	0		0
Ronald R. Mascitti . . . . .	171	19.66	12	8	151	0		0
Over Votes . . . . .	1		0	0	1	0		0
Under Votes . . . . .	286		15	15	256	0		0

RUN DATE:04/18/19 03:34 PM

REPORT-EL45A PAGE 034

	TOTAL VOTES	%	VOTE BY MAIL	EARLY VOTING	ELECTION DAY	PROVISIONAL	POSTMARK	VBM
JOLIET TOWNSHIP HS 204 BOARD MEMBER								
Vote for not more than 4 (WITH 64 OF 64 PRECINCTS COUNTED)								
Michelle M. Stiff . . . . .	5,058	18.37	477	615	3,898	0		68
David R. Skorupa . . . . .	4,688	17.03	420	556	3,656	0		56
Jim Allison . . . . .	5,213	18.94	453	613	4,076	0		71
Matthew Kennedy . . . . .	4,773	17.34	434	567	3,700	0		72
Charles J. Lopez, Jr. . . . .	3,367	12.23	253	462	2,599	0		53
Frank Edmon, Jr. . . . .	4,428	16.09	423	587	3,353	0		65
Over Votes . . . . .	17		3	1	10	0		3
Under Votes . . . . .	11,817		760	1,748	9,146	0		163

LINCOLN-WAY COMM HS 210 BOARD MEMBER								
Vote for not more than 4 (WITH 56 OF 56 PRECINCTS COUNTED)								
Hugh "Butch" McCorkle . . . . .	3,717	13.56	243	524	2,904	1		45
Richard C. LaCien, Jr. . . . .	3,849	14.04	245	548	3,022	1		33
William J. Garrett . . . . .	3,671	13.39	222	585	2,823	1		40
Beth Janus-Doyle . . . . .	5,833	21.28	381	887	4,517	2		46
Peter J. Wilkes . . . . .	5,241	19.12	292	792	4,108	2		47
Joseph Kirkeeng . . . . .	5,104	18.62	300	795	3,951	1		57
Over Votes . . . . .	8		0	2	6	0		0
Under Votes . . . . .	9,825		433	1,593	7,747	8		44

LOCKPORT TOWNSHIP HS 205 BOARD MEMBER UNEXP 2-YR								
Vote for not more than 1 (WITH 37 OF 37 PRECINCTS COUNTED)								
Michael Travis . . . . .	5,418	100.00	436	756	4,152	2		72
Over Votes . . . . .	0		0	0	0	0		0
Under Votes . . . . .	1,474		97	220	1,138	1		18

LOCKPORT TOWNSHIP HS 205 BOARD MEMBER FULL								
Vote for not more than 3 (WITH 37 OF 37 PRECINCTS COUNTED)								
Michael Lewandowski . . . . .	4,181	27.22	341	580	3,200	1		59
Richard Ives . . . . .	3,723	24.24	302	543	2,818	1		59
Veronica Tylka-Shaw . . . . .	3,931	25.59	329	561	2,982	2		57
Angela D. Adolf . . . . .	3,526	22.95	329	498	2,648	0		51
Over Votes . . . . .	28		2	2	24	0		0
Under Votes . . . . .	5,231		292	740	4,150	5		44

MINOOKA COMM HS 111 BOARD MEMBER								
Vote for not more than 3 (WITH 14 OF 14 PRECINCTS COUNTED)								
Lori Lakota . . . . .	1,551	20.45	67	234	1,237	0		13
Kristine Shipla . . . . .	934	12.32	44	157	723	0		10
John Sartori . . . . .	1,006	13.27	39	150	811	0		6
Lawrence W. Troutman . . . . .	1,079	14.23	41	161	868	0		9
Dustin Heap . . . . .	1,068	14.08	23	143	896	0		6
Angela Marino . . . . .	937	12.36	41	150	740	0		6
Laura Prosis Hrechko . . . . .	1,008	13.29	40	153	808	0		7
Over Votes . . . . .	15		2	1	12	0		0
Under Votes . . . . .	2,497		101	532	1,846	0		18

	TOTAL VOTES	%	VOTE BY MAIL	EARLY VOTING	ELECTION DAY	PROVISIONAL	POSTMARK	VBM
COMMUNITY COLLEGE DIST 502 TRUSTEE								
Vote for not more than 2								
(WITH 28 OF 28 PRECINCTS COUNTED)								
Annette K. Corrigan . . . . .	2,649	28.66	156	467	1,984	1		41
Marc Incrocci . . . . .	1,509	16.33	93	275	1,115	0		26
Dan Bailey . . . . .	2,264	24.50	130	380	1,719	2		33
Maureen Dunne . . . . .	2,820	30.51	158	496	2,113	1		52
Over Votes . . . . .	20		0	4	15	0		1
Under Votes . . . . .	3,324		169	532	2,553	0		70

JOLIET JUNIOR COLLEGE DIST 525 TRUSTEE								
Vote for not more than 3								
(WITH 257 OF 257 PRECINCTS COUNTED)								
John (Jake) Mahalik . . . . .	15,896	16.56	1,437	2,152	12,112	7		188
Dan McDonnell . . . . .	10,428	10.87	824	1,396	8,071	2		135
James A. Budzinski . . . . .	12,756	13.29	936	1,582	10,084	5		149
Christopher J. Rademacher . . . . .	7,344	7.65	583	1,081	5,599	1		80
Thomas Scott McCullagh . . . . .	8,480	8.84	699	1,181	6,472	4		124
Isiah "IKE" Williams, Jr. . . . .	8,369	8.72	561	1,314	6,385	4		105
Mike O'Connell . . . . .	15,268	15.91	1,226	1,996	11,837	7		202
Nancy Garcia . . . . .	17,429	18.16	1,453	2,763	12,980	15		218
Over Votes . . . . .	301		33	36	226	1		5
Under Votes . . . . .	40,239		2,421	6,596	30,674	33		515

KANKAKEE COMM COLLEGE DIST 520 TRUSTEE								
Vote for not more than 2								
(WITH 1 OF 1 PRECINCTS COUNTED)								
Richard J. Frey . . . . .	4	57.14	1	0	3	0		0
Catherine R. Boicken . . . . .	3	42.86	1	0	2	0		0
Over Votes . . . . .	0		0	0	0	0		0
Under Votes . . . . .	3		0	0	3	0		0

PRAIRIE STATE COLLEGE DIST 515 TRUSTEE								
Vote for not more than 2								
(WITH 24 OF 24 PRECINCTS COUNTED)								
John N. Stanfa . . . . .	1,833	25.81	133	148	1,533	0		19
Jay S. Readey . . . . .	1,629	22.94	86	110	1,416	1		16
Octavia Altheimer . . . . .	1,275	17.96	92	83	1,086	0		14
Quintella Bounds . . . . .	947	13.34	78	74	786	0		9
William S. McClinton . . . . .	1,417	19.95	91	111	1,204	1		10
Over Votes . . . . .	27		2	1	24	0		0
Under Votes . . . . .	2,591		118	224	2,229	0		20

WAUBONSEE COMM COLLEGE DIST 516 TRUSTEE 6-YR								
Vote for not more than 2								
(WITH 6 OF 6 PRECINCTS COUNTED)								
Willie M. Mayes Sr. . . . .	280	22.20	13	28	237	0		2
Richard "Rick" Guzman . . . . .	496	39.33	25	55	413	1		2
Tina Medlin Willson . . . . .	485	38.46	30	42	407	0		6
Over Votes . . . . .	0		0	0	0	0		0
Under Votes . . . . .	699		34	51	605	3		6

RUN DATE:04/18/19 03:34 PM

REPORT-EL45A PAGE 036

	TOTAL VOTES	%	VOTE BY MAIL	EARLY VOTING	ELECTION DAY	PROVISIONAL	POSTMARK	VBM
<b>WAUBONSEE COMM COLLEGE DIST 516 TRUSTEE UNEXP 4-YR</b>								
Vote for not more than 1 (WITH 6 OF 6 PRECINCTS COUNTED)								
Greg Thomas . . . . .	732	100.00	36	67	622	2		5
Over Votes . . . . .	0		0	0	0	0		0
Under Votes . . . . .	248		15	21	209	0		3
<b>REGIONAL BOARD OF SCHOOL TRUSTEE (DU PAGE) FULL</b>								
Vote for not more than 2 (WITH 30 OF 30 PRECINCTS COUNTED)								
Jeremy Wang. . . . .	4,493	100.00	230	747	3,444	2		70
NO CANDIDATE FILED . . . . .	0		0	0	0	0		0
Over Votes . . . . .	0		0	0	0	0		0
Under Votes . . . . .	8,107		478	1,411	6,062	2		154
<b>REGIONAL BOARD OF SCHOOL TRUSTEE (DU PAGE) UNEXP 2-YR</b>								
Vote for not more than 1 (WITH 30 OF 30 PRECINCTS COUNTED)								
John Gardner Huff. . . . .	4,533	100.00	235	762	3,464	2		70
Over Votes . . . . .	0		0	0	0	0		0
Under Votes . . . . .	1,767		119	317	1,289	0		42
<b>REGIONAL BOARD OF SCHOOL TRUSTEE (GRUNDY &amp; KENDALL) FULL</b>								
Vote for not more than 2 (WITH 7 OF 7 PRECINCTS COUNTED)								
Mary Lou Salato . . . . .	623	56.43	37	51	529	1		5
Lynn Bertino-Neville. . . . .	481	43.57	35	41	401	0		4
Over Votes . . . . .	0		0	0	0	0		0
Under Votes . . . . .	876		30	84	752	3		7
<b>REGIONAL BOARD OF SCHOOL TRUSTEE (GRUNDY &amp; KENDALL) UNEXP 4-YR</b>								
Vote for not more than 2 (WITH 7 OF 7 PRECINCTS COUNTED)								
Paul R. Nordstrom. . . . .	477	42.63	32	46	392	1		6
Jeff Wehrli. . . . .	642	57.37	35	54	547	1		5
Over Votes . . . . .	0		0	0	0	0		0
Under Votes . . . . .	861		35	76	743	2		5
<b>REGIONAL BOARD OF SCHOOL TRUSTEE (IROQUOIS &amp; KANKAKEE)</b>								
Vote for not more than 3 (WITH 1 OF 1 PRECINCTS COUNTED)								
Bill Gamble. . . . .	3	37.50	1	0	2	0		0
Andrea K. Eldert . . . . .	2	25.00	1	0	1	0		0
Ed Brown. . . . .	3	37.50	1	0	2	0		0
Over Votes . . . . .	0		0	0	0	0		0
Under Votes . . . . .	7		0	0	7	0		0



	TOTAL VOTES	%	VOTE BY MAIL	EARLY VOTING	ELECTION DAY	PROVISIONAL	POSTMARK	VBM
<b>REGIONAL BOARD OF SCHOOL TRUSTEE (WILL COUNTY) FULL</b>								
Vote for not more than 2 (WITH 280 OF 280 PRECINCTS COUNTED)								
Nancy Terlep Bartels . . . . .	34,210	53.97	2,720	4,534	26,519	15		422
Eric Bernacki . . . . .	29,174	46.03	2,368	3,933	22,498	10		365
Over Votes . . . . .	0		0	0	0	0		0
Under Votes . . . . .	37,756		2,338	5,731	29,201	31		455
<b>REGIONAL BOARD OF SCHOOL TRUSTEE (WILL COUNTY) UNEXP 4-YR</b>								
Vote for not more than 1 (WITH 280 OF 280 PRECINCTS COUNTED)								
Richard A. Davis . . . . .	37,206	100.00	2,839	4,893	29,021	17		436
Over Votes . . . . .	0		0	0	0	0		0
Under Votes . . . . .	13,364		874	2,206	10,088	11		185
<b>BEECHER FIRE TRUSTEE</b>								
Vote for not more than 2 (WITH 4 OF 4 PRECINCTS COUNTED)								
Michael Waterman . . . . .	704	52.42	31	81	587	0		5
Bruce Becker . . . . .	639	47.58	31	74	531	0		3
Over Votes . . . . .	0		0	0	0	0		0
Under Votes . . . . .	455		16	47	384	0		8
<b>BRAIDWOOD FIRE TRUSTEE</b>								
Vote for not more than 1 (WITH 3 OF 3 PRECINCTS COUNTED)								
William Ritze . . . . .	1,159	100.00	89	107	956	0		7
Over Votes . . . . .	0		0	0	0	0		0
Under Votes . . . . .	229		13	37	177	0		2
<b>CRETE TOWNSHIP FIRE TRUSTEE</b>								
Vote for not more than 1 (WITH 8 OF 8 PRECINCTS COUNTED)								
Tim Miller . . . . .	449	100.00	47	32	367	0		3
Over Votes . . . . .	0		0	0	0	0		0
Under Votes . . . . .	63		3	6	53	0		1
<b>EAST JOLIET FIRE TRUSTEE</b>								
Vote for not more than 1 (WITH 11 OF 11 PRECINCTS COUNTED)								
Doug Oram . . . . .	520	100.00	42	78	386	0		14
Over Votes . . . . .	0		0	0	0	0		0
Under Votes . . . . .	64		1	18	45	0		0
<b>FRANKFORT FIRE TRUSTEE</b>								
Vote for not more than 2 (WITH 20 OF 20 PRECINCTS COUNTED)								
Daniel Rossi . . . . .	2,380	52.65	138	371	1,852	0		19
Robert L. Jacobs . . . . .	2,140	47.35	132	350	1,638	0		20
Over Votes . . . . .	0		0	0	0	0		0
Under Votes . . . . .	2,016		58	303	1,642	4		9

	TOTAL VOTES	%	VOTE BY MAIL	EARLY VOTING	ELECTION DAY	PROVISIONAL	POSTMARK	VBM
<b>HOMER TOWNSHIP FIRE TRUSTEE</b>								
Vote for not more than 1 (WITH 12 OF 12 PRECINCTS COUNTED)								
Kevin Doyle . . . . .	1,236	100.00	93	176	942	1		24
Over Votes . . . . .	0		0	0	0	0		0
Under Votes . . . . .	324		14	50	257	0		3
<b>LEMONT FIRE TRUSTEE</b>								
Vote for not more than 1 (WITH 1 OF 1 PRECINCTS COUNTED)								
Daniel J. Tasso . . . . .	7	100.00	0	0	7	0		0
Over Votes . . . . .	0		0	0	0	0		0
Under Votes . . . . .	4		0	0	4	0		0
<b>LOCKPORT TOWNSHIP FIRE TRUSTEE</b>								
Vote for not more than 2 (WITH 40 OF 40 PRECINCTS COUNTED)								
John Batusich . . . . .	2,634	27.85	244	306	2,058	1		25
Henry Meader . . . . .	2,306	24.38	165	268	1,839	2		32
Rhonda Casagrande . . . . .	2,286	24.17	214	275	1,764	0		33
David Palya . . . . .	2,233	23.61	148	261	1,795	0		29
Over Votes . . . . .	25		4	2	19	0		0
Under Votes . . . . .	1,389		115	212	1,044	1		17
<b>MOKENA FIRE TRUSTEE</b>								
Vote for not more than 1 (WITH 14 OF 14 PRECINCTS COUNTED)								
Joseph Schuringa . . . . .	698	42.51	40	123	525	0		10
Dennis Burkhardt . . . . .	944	57.49	47	137	755	1		4
Over Votes . . . . .	7		1	2	4	0		0
Under Votes . . . . .	380		21	42	314	0		3
<b>NEW LENOX FIRE TRUSTEE</b>								
Vote for not more than 2 (WITH 20 OF 20 PRECINCTS COUNTED)								
Thomas DiFiori . . . . .	1,788	50.59	128	303	1,341	1		15
Roy Skip Minger . . . . .	1,746	49.41	124	302	1,303	1		16
Over Votes . . . . .	0		0	0	0	0		0
Under Votes . . . . .	1,368		66	259	1,032	0		11
<b>PEOTONE FIRE TRUSTEE</b>								
Vote for not more than 2 (WITH 5 OF 5 PRECINCTS COUNTED)								
Stephen G. Hoffner . . . . .	141	17.85	10	1	128	1		1
Brian Hupe . . . . .	265	33.54	34	1	227	2		1
Meghan Groth-Prepura . . . . .	150	18.99	16	3	129	1		1
David W. Piper . . . . .	234	29.62	28	0	205	0		1
Over Votes . . . . .	1		0	0	1	0		0
Under Votes . . . . .	78		8	1	69	0		0

	TOTAL VOTES	%	VOTE BY MAIL	EARLY VOTING	ELECTION DAY	PROVISIONAL	POSTMARK	VBM
<b>PLAINFIELD FIRE TRUSTEE</b>								
Vote for not more than 2 (WITH 42 OF 42 PRECINCTS COUNTED)								
James Melaniphy . . . . .	1,028	25.40	87	153	763	0		25
William A. Barnes . . . . .	1,717	42.42	144	258	1,277	1		37
Theodore Peszynski . . . . .	1,303	32.19	113	186	979	1		24
Over Votes . . . . .	7		1	1	5	0		0
Under Votes . . . . .	1,286		100	205	965	2		14
<b>TROY FIRE TRUSTEE</b>								
Vote for not more than 2 (WITH 19 OF 19 PRECINCTS COUNTED)								
George Muentnich . . . . .	2,080	48.87	121	318	1,618	0		23
Robert F. Schwartz . . . . .	2,176	51.13	115	345	1,693	0		23
Over Votes . . . . .	0		0	0	0	0		0
Under Votes . . . . .	2,326		108	423	1,769	0		26
<b>VILLAGE OF LEMONT QUESTION 1 ROADS, ALLEYS, PATHS, AND SIDEWALKS</b>								
Vote for not more than 1 (WITH 2 OF 2 PRECINCTS COUNTED)								
YES . . . . .	0		0	0	0	0		0
NO. . . . .	0		0	0	0	0		0
Over Votes . . . . .	0		0	0	0	0		0
Under Votes . . . . .	2		0	0	2	0		0
<b>VILLAGE OF LEMONT QUESTION 2 WATER AND SEWER SYSTEMS</b>								
Vote for not more than 1 (WITH 2 OF 2 PRECINCTS COUNTED)								
YES . . . . .	0		0	0	0	0		0
NO. . . . .	0		0	0	0	0		0
Over Votes . . . . .	0		0	0	0	0		0
Under Votes . . . . .	2		0	0	2	0		0
<b>VILLAGE OF LEMONT QUESTION 3 SALES TAX</b>								
Vote for not more than 1 (WITH 2 OF 2 PRECINCTS COUNTED)								
YES . . . . .	1	100.00	0	0	1	0		0
NO. . . . .	0		0	0	0	0		0
Over Votes . . . . .	0		0	0	0	0		0
Under Votes . . . . .	1		0	0	1	0		0
<b>VILLAGE OF STEGER REFERENDUM</b>								
Vote for not more than 1 (WITH 4 OF 4 PRECINCTS COUNTED)								
YES . . . . .	99	38.82	4	7	88	0		0
NO. . . . .	156	61.18	8	5	143	0		0
Over Votes . . . . .	0		0	0	0	0		0
Under Votes . . . . .	3		0	0	3	0		0

	TOTAL VOTES	%	VOTE BY MAIL	EARLY VOTING	ELECTION DAY	PROVISIONAL	POSTMARK	VBM
<b>WILTON TOWNSHIP REFERENDUM</b>								
Vote for not more than 1 (WITH 1 OF 1 PRECINCTS COUNTED)								
YES . . . . .	83	38.60	2	2	79	0		0
NO. . . . .	132	61.40	11	2	116	2		1
Over Votes . . . . .	0		0	0	0	0		0
Under Votes . . . . .	1		0	0	1	0		0
<b>JOLIET PARK DISTRICT REFERENDUM</b>								
Vote for not more than 1 (WITH 53 OF 53 PRECINCTS COUNTED)								
YES . . . . .	2,212	28.29	169	287	1,733	0		23
NO. . . . .	5,607	71.71	482	731	4,309	0		85
Over Votes . . . . .	3		0	1	1	0		1
Under Votes . . . . .	298		30	34	228	0		6
<b>TINLEY PARK-PARK DISTRICT REFERENDUM</b>								
Vote for not more than 1 (WITH 1 OF 1 PRECINCTS COUNTED)								
YES . . . . .	3	11.54	0	0	3	0		0
NO. . . . .	23	88.46	0	4	19	0		0
Over Votes . . . . .	0		0	0	0	0		0
Under Votes . . . . .	0		0	0	0	0		0
<b>WHITE OAK LIBRARY REFERENDUM</b>								
Vote for not more than 1 (WITH 35 OF 35 PRECINCTS COUNTED)								
YES . . . . .	2,807	48.78	181	306	2,286	3		31
NO. . . . .	2,947	51.22	264	369	2,274	0		40
Over Votes . . . . .	1		0	0	1	0		0
Under Votes . . . . .	135		9	16	109	0		1
<b>CRETE-MONEE CUSD 201U REFERENDUM</b>								
Vote for not more than 1 (WITH 18 OF 18 PRECINCTS COUNTED)								
YES . . . . .	2,815	79.70	206	204	2,375	0		30
NO. . . . .	717	20.30	33	42	637	1		4
Over Votes . . . . .	2		0	0	2	0		0
Under Votes . . . . .	150		6	10	132	0		2
<b>MINOOKA CCSD 201C REFERENDUM</b>								
Vote for not more than 1 (WITH 8 OF 8 PRECINCTS COUNTED)								
YES . . . . .	1,093	53.66	34	130	919	0		10
NO. . . . .	944	46.34	44	243	651	0		6
Over Votes . . . . .	0		0	0	0	0		0
Under Votes . . . . .	12		3	3	6	0		0

RUN DATE:04/18/19 03:34 PM

REPORT-EL45A PAGE 041

	TOTAL VOTES	%	VOTE BY MAIL	EARLY VOTING	ELECTION DAY	PROVISIONAL	POSTMARK	VBM
<b>MOKENA SD 159 REFERENDUM</b>								
Vote for not more than 1								
(WITH 9 OF 9 PRECINCTS COUNTED)								
YES . . . . .	1,208	56.63	33	145	1,018	0		12
NO. . . . .	925	43.37	71	183	665	1		5
Over Votes . . . . .	0		0	0	0	0		0
Under Votes . . . . .	44		8	3	30	0		3
<b>OSWEGO CUSD 308 REFERENDUM</b>								
Vote for not more than 1								
(WITH 6 OF 6 PRECINCTS COUNTED)								
YES . . . . .	623	63.57	8	53	557	1		4
NO. . . . .	357	36.43	43	35	275	0		4
Over Votes . . . . .	0		0	0	0	0		0
Under Votes . . . . .	10		0	0	9	1		0
<b>HOMER TOWNSHIP FIRE REFERENDUM</b>								
Vote for not more than 1								
(WITH 12 OF 12 PRECINCTS COUNTED)								
YES . . . . .	858	56.23	65	129	647	1		16
NO. . . . .	668	43.77	40	95	522	0		11
Over Votes . . . . .	0		0	0	0	0		0
Under Votes . . . . .	34		2	2	30	0		0
<b>TROY FIRE REFERENDUM</b>								
Vote for not more than 1								
(WITH 19 OF 19 PRECINCTS COUNTED)								
YES . . . . .	1,341	41.45	48	189	1,096	0		8
NO. . . . .	1,894	58.55	115	348	1,405	0		26
Over Votes . . . . .	1		0	0	1	0		0
Under Votes . . . . .	55		9	6	38	0		2

The image features a stylized American flag as a background. The top-left portion is dark blue with light blue stars. The rest of the image is divided diagonally into red and white stripes. Overlaid on this is a light blue map of North Carolina. The word "MUNICIPALITIES" is written in white, bold, sans-serif capital letters across the center of the map.

# MUNICIPALITIES

ABSTRACT OF VOTES

RUN DATE:04/16/19 12:55 PM

City of Aurora  
 CONSOLIDATED ELECTION  
 APRIL 2, 2019

OFFICIAL RESULTS

	VOTES	PERCENT		VOTES	PERCENT
01 = BALLOTS CAST	845		CITY OF AURORA ALDERMAN AT LARGE		
			Vote for not more than 1		
			02 = Sherman L. Jenkins	253	35.48
			03 = Durrell J. Williams	71	9.96
			04 = Brooke Ann Shanley	389	54.56
			05 = OVER VOTES	2	
			06 = UNDER VOTES	130	
	-----				
	01	02	03	04	05
	-----				
0296 WHEATLAND PCT 031	124	50	11	50	1
0297 WHEATLAND PCT 032	207	62	17	99	0
0298 WHEATLAND PCT 033	209	53	17	102	1
0299 WHEATLAND PCT 034	305	88	26	138	0

This political subdivision has been canvassed by the election authority in which their principal office is located.

ABSTRACT OF VOTES

RUN DATE:04/16/19 12:55 PM

City of Braidwood  
 CONSOLIDATED ELECTION  
 APRIL 2, 2019

OFFICIAL RESULTS

	VOTES	PERCENT		VOTES	PERCENT											
01 = BALLOTS CAST	1,355		CITY OF BRAIDWOOD COMMISSIONER OF FINANCE AND ACCOUNTS													
CITY OF BRAIDWOOD MAYOR			Vote for not more than 1													
Vote for not more than 1			09 = William Rulien	573	43.71											
02 = Richard Girot	343	25.45	10 = Wayne T. Saltzman*	738	56.29											
03 = James A. Hutton	225	16.69	11 = OVER VOTES	0												
04 = James Vehrs	370	27.45	12 = UNDER VOTES	44												
05 = Robert Jones*	403	29.90	CITY OF BRAIDWOOD													
06 = WRITE-IN	7	.52	COMMISSIONER OF PUBLIC HEALTH AND SAFETY													
07 = OVER VOTES	1		Vote for not more than 1													
08 = UNDER VOTES	6		13 = Charles O. Hart*	666	51.71											
			14 = Michael Colavecchi	622	48.29											
			15 = OVER VOTES	0												
			16 = UNDER VOTES	67												
-----																
	01	02	03	04	05	06	07	08	09	10	11	12	13	14	15	16
0237 REED PCT 001	442	104	70	124	139	3	0	2	173	252	0	17	223	190	0	29
0238 REED PCT 002	520	160	92	145	117	3	0	3	233	276	0	11	223	279	0	18
0239 REED PCT 003	393	79	63	101	147	1	1	1	167	210	0	16	220	153	0	20

I, the undersigned do hereby certify that on April 23, 2019, I canvassed the returns of an election held on April 2, 2019 for CITY OF BRAIDWOOD, and I proclaim that a total of 1,356 voters requested and received ballots and I do further certify the number of votes received for each candidate for this office, **and the winners are denoted with an asterisk next to his or her name.**

I further certify that the above is a true and complete Abstract of Votes and was prepared in my presence on April 23, 2019.

*Lauren Staley Ferry*  
 Lauren Staley Ferry, County Clerk  
 The County of Will, Illinois



ABSTRACT OF VOTES

City of Braidwood  
 CONSOLIDATED ELECTION  
 APRIL 2, 2019

OFFICIAL RESULTS

RUN DATE:04/16/19 12:55 PM

	VOTES	PERCENT		VOTES	PERCENT			
CITY OF BRAIDWOOD			CITY OF BRAIDWOOD COMMISSIONER OF PUBLIC PROPERTY					
COMMISSIONER OF STREETS AND PUBLIC IMPROVEMENTS			Vote for not more than 1					
Vote for not more than 1			05 = Douglas Money*	700	56.13			
01 = Fay Smith*	682	51.86	06 = Joseph Hudetz	547	43.87			
02 = Adam M. Beaty	633	48.14	07 = OVER VOTES	0				
03 = OVER VOTES	0		08 = UNDER VOTES	108				
04 = UNDER VOTES	40							
	-----							
	01	02	03	04	05	06	07	08
	-----							
0237 REED PCT 001	240	188	0	14	217	180	0	45
0238 REED PCT 002	227	281	0	12	260	228	0	32
0239 REED PCT 003	215	164	0	14	223	139	0	31



Statement of Votes Cast  
 Grundy County, IL  
 Consolidated Election  
 April 2, 2019

Date:04/17/19  
 Time:10:28:08  
 Page:8 of 396

SOVC For Jurisdiction Wide, All Counters, All Races  
 Official Results

BRAIDWD CITY MAYOR

	Reg. Voters	Vote For	Times Counted	Total Votes	Times Over Voted	Number Of Under Votes	RICHARD GIROT	JAMES A. HUTTON	JAMES VEHRS
Post Election	-	-	-	-	-	-	-	-	-
Total	-	-	-	-	-	-	-	-	-
SARATOGA 04	-	-	-	-	-	-	-	-	-
Polling	-	-	-	-	-	-	-	-	-
Pre Election	-	-	-	-	-	-	-	-	-
Post Election	-	-	-	-	-	-	-	-	-
Total	-	-	-	-	-	-	-	-	-
SARATOGA 05	-	-	-	-	-	-	-	-	-
Polling	-	-	-	-	-	-	-	-	-
Pre Election	-	-	-	-	-	-	-	-	-
Post Election	-	-	-	-	-	-	-	-	-
Total	-	-	-	-	-	-	-	-	-
VIENNA 01	-	-	-	-	-	-	-	-	-
Polling	-	-	-	-	-	-	-	-	-
Pre Election	-	-	-	-	-	-	-	-	-
Post Election	-	-	-	-	-	-	-	-	-
Total	-	-	-	-	-	-	-	-	-
WAUPONSEE 01	-	-	-	-	-	-	-	-	-
Polling	-	-	-	-	-	-	-	-	-
Pre Election	-	-	-	-	-	-	-	-	-
Post Election	-	-	-	-	-	-	-	-	-
Total	-	-	-	-	-	-	-	-	-
WAUPONSEE 02	-	-	-	-	-	-	-	-	-
Polling	-	-	-	-	-	-	-	-	-
Pre Election	-	-	-	-	-	-	-	-	-
Post Election	-	-	-	-	-	-	-	-	-
Total	-	-	-	-	-	-	-	-	-
Total	-	-	-	-	-	-	-	-	-
Polling	4	2	0	0	0	0	0	-	0
Pre Election	4	2	1	1	0	0	1 100.00%	0 0.00%	0 0.00%
Post Election	4	2	0	0	0	0	0	-	0
Total	4	6	1	1	0	0	1 100.00%	0 0.00%	0 0.00%



Statement of Votes Cast  
 Grundy County, IL  
 Consolidated Election  
 April 2, 2019

Date:04/17/19  
 Time:10:28:08  
 Page:12 of 396

SOVC For Jurisdiction Wide, All Counters, All Races  
 Official Results

	BRAIDWD CITY MAYOR		BRAIDWD COMMACT-FIN							
	ROBERT JONES		Reg. Voters	Vote For	Times Counted	Total Votes	Times Over Voted	Number Of Under Votes	WILLIAM RULIEN	WAYNE T. SALTZMAN
Post Election	-	-	-	-	-	-	-	-	-	-
Total	-	-	-	-	-	-	-	-	-	-
SARATOGA 04										
Polling	-	-	-	-	-	-	-	-	-	-
Pre Election	-	-	-	-	-	-	-	-	-	-
Post Election	-	-	-	-	-	-	-	-	-	-
Total	-	-	-	-	-	-	-	-	-	-
SARATOGA 05										
Polling	-	-	-	-	-	-	-	-	-	-
Pre Election	-	-	-	-	-	-	-	-	-	-
Post Election	-	-	-	-	-	-	-	-	-	-
Total	-	-	-	-	-	-	-	-	-	-
VIENNA 01										
Polling	-	-	-	-	-	-	-	-	-	-
Pre Election	-	-	-	-	-	-	-	-	-	-
Post Election	-	-	-	-	-	-	-	-	-	-
Total	-	-	-	-	-	-	-	-	-	-
WAUPONSEE 01										
Polling	-	-	-	-	-	-	-	-	-	-
Pre Election	-	-	-	-	-	-	-	-	-	-
Post Election	-	-	-	-	-	-	-	-	-	-
Total	-	-	-	-	-	-	-	-	-	-
WAUPONSEE 02										
Polling	-	-	-	-	-	-	-	-	-	-
Pre Election	-	-	-	-	-	-	-	-	-	-
Post Election	-	-	-	-	-	-	-	-	-	-
Total	-	-	-	-	-	-	-	-	-	-
Total										
Polling	0	-	4	2	0	0	0	0	0	0
Pre Election	0	0.00%	4	2	1	1	0	0	0	0.00%
Post Election	0	-	4	2	0	0	0	0	0	0
Total	0	0.00%	4	6	1	1	0	0	0	0.00%



Statement of Votes Cast  
 Grundy County, IL  
 Consolidated Election  
 April 2, 2019

Date:04/17/19  
 Time:10:28:08  
 Page:16 of 396

SOVC For Jurisdiction Wide, All Counters, All Races  
 Official Results

BRAIDWD COMM HEALTH										
	Reg. Voters	Vote For	Times Counted	Total Votes	Times Over Voted	Number Of Under Votes	CHARLES O. HART	MICHAEL COLAVECCHI		
Post Election										
Total	-	-	-	-	-	-	-	-	-	-
SARATOGA 04										
Polling	-	-	-	-	-	-	-	-	-	-
Pre Election	-	-	-	-	-	-	-	-	-	-
Post Election	-	-	-	-	-	-	-	-	-	-
Total	-	-	-	-	-	-	-	-	-	-
SARATOGA 05										
Polling	-	-	-	-	-	-	-	-	-	-
Pre Election	-	-	-	-	-	-	-	-	-	-
Post Election	-	-	-	-	-	-	-	-	-	-
Total	-	-	-	-	-	-	-	-	-	-
VIENNA 01										
Polling	-	-	-	-	-	-	-	-	-	-
Pre Election	-	-	-	-	-	-	-	-	-	-
Post Election	-	-	-	-	-	-	-	-	-	-
Total	-	-	-	-	-	-	-	-	-	-
WAUPONSEE 01										
Polling	-	-	-	-	-	-	-	-	-	-
Pre Election	-	-	-	-	-	-	-	-	-	-
Post Election	-	-	-	-	-	-	-	-	-	-
Total	-	-	-	-	-	-	-	-	-	-
WAUPONSEE 02										
Polling	-	-	-	-	-	-	-	-	-	-
Pre Election	-	-	-	-	-	-	-	-	-	-
Post Election	-	-	-	-	-	-	-	-	-	-
Total	-	-	-	-	-	-	-	-	-	-
Total										
Polling	4	2	0	0	0	0	0	-	0	-
Pre Election	4	2	1	1	0	0	1 100.00%	0	0	0.00%
Post Election	4	2	0	0	0	0	0	-	0	-
Total	4	6	1	1	0	0	1 100.00%	0	0	0.00%





Statement of Votes Cast  
 Grundy County, IL  
 Consolidated Election  
 April 2, 2019

Date:04/17/19  
 Time:10:28:08  
 Page:20 of 396

SOVC For Jurisdiction Wide, All Counters, All Races  
 Official Results

BRAIDWD COMM STREETS

	Reg. Voters	Vote For	Times Counted	Total Votes	Times Over Voted	Number Of Under Votes	FAY SMITH	ADAM M. BEATY	
Post Election	-	-	-	-	-	-	-	-	-
Total	-	-	-	-	-	-	-	-	-
SARATOGA 04									
Polling	-	-	-	-	-	-	-	-	-
Pre Election	-	-	-	-	-	-	-	-	-
Post Election	-	-	-	-	-	-	-	-	-
Total	-	-	-	-	-	-	-	-	-
SARATOGA 05									
Polling	-	-	-	-	-	-	-	-	-
Pre Election	-	-	-	-	-	-	-	-	-
Post Election	-	-	-	-	-	-	-	-	-
Total	-	-	-	-	-	-	-	-	-
VIENNA 01									
Polling	-	-	-	-	-	-	-	-	-
Pre Election	-	-	-	-	-	-	-	-	-
Post Election	-	-	-	-	-	-	-	-	-
Total	-	-	-	-	-	-	-	-	-
WAUPONSEE 01									
Polling	-	-	-	-	-	-	-	-	-
Pre Election	-	-	-	-	-	-	-	-	-
Post Election	-	-	-	-	-	-	-	-	-
Total	-	-	-	-	-	-	-	-	-
WAUPONSEE 02									
Polling	-	-	-	-	-	-	-	-	-
Pre Election	-	-	-	-	-	-	-	-	-
Post Election	-	-	-	-	-	-	-	-	-
Total	-	-	-	-	-	-	-	-	-
Total									
Polling	4	2	0	0	0	0	0	-	0
Pre Election	4	2	1	1	0	0	1 100.00%	0	0.00%
Post Election	4	2	0	0	0	0	0	-	0
Total	4	6	1	1	0	0	1 100.00%	0	0.00%



Statement of Votes Cast  
 Grundy County, IL  
 Consolidated Election  
 April 2, 2019

Date:04/17/19  
 Time:10:28:08  
 Page:24 of 396

SOVC For Jurisdiction Wide, All Counters, All Races  
 Official Results

BRAIDWD COMM PROPERTY									
	Reg. Voters	Vote For	Times Counted	Total Votes	Times Over Voted	Number Of Under Votes	DOUGLAS MONEY	JOSEPH IIUDETZ	
Post Election	-	-	-	-	-	-	-	-	-
Total	-	-	-	-	-	-	-	-	-
SARATOGA 04									
Polling	-	-	-	-	-	-	-	-	-
Pre Election	-	-	-	-	-	-	-	-	-
Post Election	-	-	-	-	-	-	-	-	-
Total	-	-	-	-	-	-	-	-	-
SARATOGA 05									
Polling	-	-	-	-	-	-	-	-	-
Pre Election	-	-	-	-	-	-	-	-	-
Post Election	-	-	-	-	-	-	-	-	-
Total	-	-	-	-	-	-	-	-	-
VIENNA 01									
Polling	-	-	-	-	-	-	-	-	-
Pre Election	-	-	-	-	-	-	-	-	-
Post Election	-	-	-	-	-	-	-	-	-
Total	-	-	-	-	-	-	-	-	-
WAUPONSEE 01									
Polling	-	-	-	-	-	-	-	-	-
Pre Election	-	-	-	-	-	-	-	-	-
Post Election	-	-	-	-	-	-	-	-	-
Total	-	-	-	-	-	-	-	-	-
WAUPONSEE 02									
Polling	-	-	-	-	-	-	-	-	-
Pre Election	-	-	-	-	-	-	-	-	-
Post Election	-	-	-	-	-	-	-	-	-
Total	-	-	-	-	-	-	-	-	-
Total									
Polling	4	2	0	0	0	0	0	-	0
Pre Election	4	2	1	1	0	0	0	0.00%	1 100.00%
Post Election	4	2	0	0	0	0	0	-	0
Total	4	6	1	1	0	0	0	0.00%	1 100.00%

ABSTRACT OF VOTES

Crest Hill Ward 1  
CONSOLIDATED ELECTION  
APRIL 2, 2019

OFFICIAL RESULTS

RUN DATE:04/16/19 12:55 PM

01 = BALLOTS CAST

VOTES PERCENT  
345

CITY OF CREST HILL ALDERMAN WARD 1  
Vote for not more than 1  
02 = John S. Vershay\*  
03 = OVER VOTES  
04 = UNDER VOTES

VOTES PERCENT  
279 100.00  
0  
66

	01	02	03	04
0147 LOCKPORT PCT 004	0	0	0	0
0158 LOCKPORT PCT 015	0	0	0	0
0164 LOCKPORT PCT 021	12	12	0	0
0165 LOCKPORT PCT 022	183	140	0	43
0166 LOCKPORT PCT 023	150	127	0	23

I, the undersigned do hereby certify that on April 23, 2019, I canvassed the returns of an election held on April 2, 2019 for CITY OF CREST HILL - WARD ONE, and I proclaim that a total of 345 voters requested and received ballots and I do further certify the number of votes received for each candidate for this office, **and the winners are denoted with an asterisk next to his or her name.**

I further certify that the above is a true and complete Abstract of Votes and was prepared in my presence on April 23, 2019.

*Lauren Staley Ferry*  
Lauren Staley Ferry, County Clerk  
The County of Will, Illinois

RUN DATE:04/16/19 12:55 PM

01 = BALLOTS CAST

VOTES PERCENT  
344

CITY OF CREST HILL ALDERMAN WARD 2  
Vote for not more than 1  
02 = Claudia Pilar Gazal\*  
03 = Giovan A. Cullotta Sr.  
04 = OVER VOTES  
05 = UNDER VOTES

VOTES PERCENT  
245 73.57  
88 26.43  
4  
7

	01	02	03	04	05
0108 JOLIET PCT 002	0	0	0	0	0
0157 LOCKPORT PCT 014	17	12	4	0	1
0158 LOCKPORT PCT 015	175	141	32	1	1
0164 LOCKPORT PCT 021	152	92	52	3	5
0165 LOCKPORT PCT 022	0	0	0	0	0

I, the undersigned do hereby certify that on April 23, 2019, I canvassed the returns of an election held on April 2, 2019 for CITY OF CREST HILL - WARD TWO, and I proclaim that a total of 344 voters requested and received ballots and I do further certify the number of votes received for each candidate for this office, **and the winners are denoted with an asterisk next to his or her name.**

I further certify that the above is a true and complete Abstract of Votes and was prepared in my presence on April 23, 2019.

*Lauren Staley Ferry*  
 Lauren Staley Ferry, County Clerk  
 The County of Will, Illinois

RUN DATE:04/16/19 12:55 PM

01 = BALLOTS CAST

VOTES PERCENT  
257

CITY OF CREST HILL ALDERMAN WARD 3  
Vote for not more than 1  
02 = Tina Oberlin\*  
03 = OVER VOTES  
04 = UNDER VOTES

VOTES PERCENT  
216 100.00  
0  
41

	01	02	03	04
0107 JOLIET PCT 001	45	37	0	8
0163 LOCKPORT PCT 020	105	88	0	17
0235 PLAINFIELD PCT 034	57	50	0	7
0245 TROY PCT 006	50	41	0	9

I, the undersigned do hereby certify that on April 23, 2019, I canvassed the returns of an election held on April 2, 2019 for CITY OF CREST HILL - WARD THREE, and I proclaim that a total of 257 voters requested and received ballots and I do further certify the number of votes received for each candidate for this office, **and the winners are denoted with an asterisk next to his or her name.**

I further certify that the above is a true and complete Abstract of Votes and was prepared in my presence on April 23, 2019.

*Lauren Staley Ferry*  
 Lauren Staley Ferry, County Clerk  
 The County of Will, Illinois

RUN DATE:04/16/19 12:55 PM

	VOTES					PERCENT	CITY OF CREST HILL ALDERMAN WARD 4					VOTES	PERCENT
01 = BALLOTS CAST	775						Vote for not more than 1						
							02 = Joe Kubal*					437	59.13
							03 = Scott Pointon					302	40.87
							04 = OVER VOTES					2	
							05 = UNDER VOTES					34	

	01	02	03	04	05
0156 LOCKPORT PCT 013	547	375	154	2	16
0157 LOCKPORT PCT 014	132	33	89	0	10
0163 LOCKPORT PCT 020	96	29	59	0	8
0225 PLAINFIELD PCT 024	0	0	0	0	0
0235 PLAINFIELD PCT 034	0	0	0	0	0

I, the undersigned do hereby certify that on April 23, 2019, I canvassed the returns of an election held on April 2, 2019 for CITY OF CREST HILL - WARD FOUR, and I proclaim that a total of 775 voters requested and received ballots and I do further certify the number of votes received for each candidate for this office, **and the winners are denoted with an asterisk next to his or her name.**

I further certify that the above is a true and complete Abstract of Votes and was prepared in my presence on April 23, 2019.

*Lauren Staley Ferry*  
 Lauren Staley Ferry, County Clerk  
 The County of Will, Illinois

ABSTRACT OF VOTES

City of Joliet  
 CONSOLIDATED ELECTION  
 APRIL 2, 2019

OFFICIAL RESULTS

RUN DATE:04/16/19 12:55 PM

VOTES PERCENT

VOTES PERCENT

01 = BALLOTS CAST

8,899

CITY OF JOLIET MAYOR

Vote for not more than 1

02 = Robert Patrick O'Dekirk\*

7,604 100.00

03 = OVER VOTES

0

04 = UNDER VOTES

1,295

	01	02	03	04
0105 JACKSON PCT 001	22	14	0	8
0107 JOLIET PCT 001	100	85	0	15
0108 JOLIET PCT 002	167	133	0	34
0109 JOLIET PCT 003	134	121	0	13
0110 JOLIET PCT 004	163	137	0	26
0111 JOLIET PCT 005	94	86	0	8
0112 JOLIET PCT 006	115	107	0	8
0113 JOLIET PCT 007	129	112	0	17
0114 JOLIET PCT 008	127	114	0	13
0115 JOLIET PCT 009	113	103	0	10
0116 JOLIET PCT 010	210	182	0	28
0117 JOLIET PCT 011	149	122	0	27
0118 JOLIET PCT 012	110	94	0	16
0119 JOLIET PCT 013	73	69	0	4
0120 JOLIET PCT 014	79	69	0	10
0121 JOLIET PCT 015	33	30	0	3
0122 JOLIET PCT 016	147	137	0	10
0123 JOLIET PCT 017	278	222	0	56
0124 JOLIET PCT 018	433	342	0	91
0125 JOLIET PCT 019	224	183	0	41
0126 JOLIET PCT 020	185	156	0	29
0127 JOLIET PCT 021	295	254	0	41
0128 JOLIET PCT 022	203	163	0	40
0129 JOLIET PCT 023	165	136	0	29
0130 JOLIET PCT 024	85	82	0	3
0131 JOLIET PCT 025	191	163	0	28
0132 JOLIET PCT 026	147	130	0	17
0133 JOLIET PCT 027	53	46	0	7
0134 JOLIET PCT 028	121	115	0	6
0135 JOLIET PCT 029	90	77	0	13
0137 JOLIET PCT 031	169	148	0	21
0138 JOLIET PCT 032	132	118	0	14
0140 JOLIET PCT 034	88	73	0	15
0141 JOLIET PCT 035	91	80	0	11
0142 JOLIET PCT 036	1	1	0	0
0143 JOLIET PCT 037	17	15	0	2
0163 LOCKPORT PCT 020	0	0	0	0
0180 NEW LENOX PCT 001	69	57	0	12
0182 NEW LENOX PCT 003	77	66	0	11
0218 PLAINFIELD PCT 017	45	44	0	1
0219 PLAINFIELD PCT 018	70	64	0	6
0220 PLAINFIELD PCT 019	71	66	0	5
0221 PLAINFIELD PCT 020	88	78	0	10
0222 PLAINFIELD PCT 021	101	85	0	16
0223 PLAINFIELD PCT 022	50	47	0	3
0224 PLAINFIELD PCT 023	42	38	0	4
0225 PLAINFIELD PCT 024	77	68	0	9
0226 PLAINFIELD PCT 025	53	51	0	2
0227 PLAINFIELD PCT 026	23	18	0	5
0228 PLAINFIELD PCT 027	64	58	0	6
0229 PLAINFIELD PCT 028	51	49	0	2
0230 PLAINFIELD PCT 029	67	62	0	5
0231 PLAINFIELD PCT 030	124	115	0	9
0232 PLAINFIELD PCT 031	84	76	0	8

I, the undersigned do hereby certify that on April 23, 2019, I canvassed the returns of an election held on April 2, 2019 for CITY OF JOLIET, and I proclaim that a total of 9,486 voters requested and received ballots and I do further certify the number of votes received for each candidate for this office, **and the winners are denoted with an asterisk next to his or her name.**

I further certify that the above is a true and complete Abstract of Votes and was prepared in my presence on April 23, 2019.

*Lauren Staley Ferry*  
 Lauren Staley Ferry, County Clerk  
 The County of Will, Illinois



ABSTRACT OF VOTES

RUN DATE:04/16/19 12:55 PM

City of Joliet  
 CONSOLIDATED ELECTION  
 APRIL 2, 2019

OFFICIAL RESULTS

VOTES PERCENT

8,899

CITY OF JOLIET MAYOR

Vote for not more than 1  
 02 = Robert Patrick O'Dekirk\*  
 03 = OVER VOTES  
 04 = UNDER VOTES

VOTES PERCENT

7,604 100.00  
 0  
 1,295

(CONTINUED FROM PREVIOUS PAGE)

	01	02	03	04
0233 PLAINFIELD PCT 032	81	72	0	9
0234 PLAINFIELD PCT 033	181	162	0	19
0235 PLAINFIELD PCT 034	26	23	0	3
0236 PLAINFIELD PCT 035	64	56	0	8
0240 TROY PCT 001	153	130	0	23
0241 TROY PCT 002	100	85	0	15
0242 TROY PCT 003	0	0	0	0
0243 TROY PCT 004	164	144	0	20
0244 TROY PCT 005	204	176	0	28
0245 TROY PCT 006	5	4	0	1
0247 TROY PCT 008	309	262	0	47
0248 TROY PCT 009	185	138	0	47
0250 TROY PCT 011	440	339	0	101
0251 TROY PCT 012	307	252	0	55
0255 TROY PCT 016	329	272	0	57
0257 TROY PCT 018	133	116	0	17
0258 TROY PCT 019	129	112	0	17

APRIL 2, 2019

KENDALL COUNTY, ILLINOIS

WITH 7 OF 7 PRECINCTS REPORTING

VOTES PERCENT

VOTES PERCENT

01 - BALLOTS CAST

587

JOLIET MAYOR

VOTE FOR 1

02 = ROBERT PATRICK O'DEKIRK

512 100.00

03 = OVER VOTES

0

04 = UNDER VOTES

75

	01	02	03	04
0077 NA AU SAY 1	1	1	0	0
0078 NA AU SAY 2	72	62	0	10
0079 NA AU SAY 3	35	27	0	8
0080 NA AU SAY 4	48	45	0	3
0081 NA AU SAY 5	29	25	0	4
0086 SEWARD 2	172	154	0	18
0087 SEWARD 3	230	198	0	32

RUN DATE:04/16/19 12:55 PM

		VOTES PERCENT					CITY OF JOLIET COUNCILMAN DISTRICT 1		VOTES PERCENT	
01 = BALLOTS CAST		1,193					Vote for not more than 1			
							02 = Larry E. Hug*		740 62.93	
							03 = Marc P. Ragusa		436 37.07	
							04 = OVER VOTES		2	
							05 = UNDER VOTES		15	
		-----								
		01	02	03	04	05				
		-----								
0218	PLAINFIELD PCT 017	45	23	21	0	1				
0219	PLAINFIELD PCT 018	70	50	20	0	0				
0220	PLAINFIELD PCT 019	71	51	15	0	5				
0221	PLAINFIELD PCT 020	88	60	27	0	1				
0222	PLAINFIELD PCT 021	101	45	56	0	0				
0223	PLAINFIELD PCT 022	50	21	27	1	1				
0224	PLAINFIELD PCT 023	42	21	20	0	1				
0225	PLAINFIELD PCT 024	77	36	40	0	1				
0226	PLAINFIELD PCT 025	44	30	14	0	0				
0227	PLAINFIELD PCT 026	2	2	0	0	0				
0228	PLAINFIELD PCT 027	42	24	18	0	0				
0229	PLAINFIELD PCT 028	37	15	21	1	0				
0230	PLAINFIELD PCT 029	49	40	9	0	0				
0231	PLAINFIELD PCT 030	124	89	33	0	2				
0232	PLAINFIELD PCT 031	63	42	21	0	0				
0233	PLAINFIELD PCT 032	81	59	21	0	1				
0234	PLAINFIELD PCT 033	181	117	62	0	2				
0235	PLAINFIELD PCT 034	26	15	11	0	0				

I, the undersigned do hereby certify that on April 23, 2019, I canvassed the returns of an election held on April 2, 2019 for CITY OF JOLIET - DISTRICT ONE, and I proclaim that a total of 1,193 voters requested and received ballots and I do further certify the number of votes received for each candidate for this office, **and the winners are denoted with an asterisk next to his or her name.**

I further certify that the above is a true and complete Abstract of Votes and was prepared in my presence on April 23, 2019.

*Lauren Staley Ferry*  
 Lauren Staley Ferry, County Clerk  
 The County of Will, Illinois

RUN DATE:04/16/19 12:55 PM

	VOTES	PERCENT	CITY OF JOLIET COUNCILMAN DISTRICT 2				VOTES	PERCENT
01 = BALLOTS CAST	3,243		Vote for not more than 1					
			02 = Patrick Mudron*				1,702	56.51
			03 = Roger W. Powell				364	12.08
			04 = Vincent Alessio				946	31.41
			05 = OVER VOTES				145	
			06 = UNDER VOTES				86	
			-----					
	01	02	03	04	05	06		
	-----	-----	-----	-----	-----	-----		
0107 JOLIET PCT 001	100	49	19	23	8	1		
0108 JOLIET PCT 002	167	83	20	50	9	5		
0109 JOLIET PCT 003	134	78	15	31	7	3		
0110 JOLIET PCT 004	37	24	2	10	1	0		
0114 JOLIET PCT 008	127	52	15	37	19	4		
0115 JOLIET PCT 009	113	39	18	51	3	2		
0116 JOLIET PCT 010	210	104	20	67	7	12		
0117 JOLIET PCT 011	135	64	20	40	7	4		
0123 JOLIET PCT 017	278	152	35	80	6	5		
0124 JOLIET PCT 018	433	250	19	139	14	11		
0125 JOLIET PCT 019	168	95	16	46	10	1		
0126 JOLIET PCT 020	185	105	24	47	3	6		
0127 JOLIET PCT 021	260	147	26	74	6	7		
0128 JOLIET PCT 022	25	12	1	11	1	0		
0163 LOCKPORT PCT 020	0	0	0	0	0	0		
0232 PLAINFIELD PCT 031	21	13	0	7	1	0		
0243 TROY PCT 004	120	57	28	31	1	3		
0244 TROY PCT 005	177	95	16	58	3	5		
0245 TROY PCT 006	5	0	1	4	0	0		
0247 TROY PCT 008	22	12	1	9	0	0		
0248 TROY PCT 009	185	85	28	40	22	10		
0251 TROY PCT 012	307	170	34	84	15	4		
0255 TROY PCT 016	34	16	6	7	2	3		

I, the undersigned do hereby certify that on April 23, 2019, I canvassed the returns of an election held on April 2, 2019 for CITY OF JOLIET - DISTRICT TWO, and I proclaim that a total of 3,243 voters requested and received ballots and I do further certify the number of votes received for each candidate for this office, **and the winners are denoted with an asterisk next to his or her name.**

I further certify that the above is a true and complete Abstract of Votes and was prepared in my presence on April 23, 2019.

*Lauren Staley Ferry*  
 Lauren Staley Ferry, County Clerk  
 The County of Will, Illinois

RUN DATE:04/16/19 12:55 PM

	VOTES	PERCENT		VOTES	PERCENT	
01 = BALLOTS CAST	1,462		CITY OF JOLIET COUNCILMAN DISTRICT 3			
			Vote for not more than 1			
			02 = Joe Mutz	568	40.75	
			03 = Sharon "Sherri" Reardon*	767	55.02	
			04 = WRITE-IN	59	4.23	
			05 = OVER VOTES	17		
			06 = UNDER VOTES	51		
			-----			
	01	02	03	04	05	06
	-----					
0226 PLAINFIELD PCT 025	9	5	4	0	0	0
0227 PLAINFIELD PCT 026	21	6	13	0	0	2
0228 PLAINFIELD PCT 027	22	4	13	1	2	2
0229 PLAINFIELD PCT 028	14	3	9	0	2	0
0230 PLAINFIELD PCT 029	18	9	8	0	0	1
0236 PLAINFIELD PCT 035	64	28	29	3	1	3
0240 TROY PCT 001	153	72	49	20	2	10
0241 TROY PCT 002	100	35	41	14	2	8
0243 TROY PCT 004	44	25	14	4	0	1
0244 TROY PCT 005	27	8	15	4	0	0
0247 TROY PCT 008	287	143	132	8	1	3
0250 TROY PCT 011	408	120	270	2	4	12
0255 TROY PCT 016	295	110	170	3	3	9

I, the undersigned do hereby certify that on April 23, 2019, I canvassed the returns of an election held on April 2, 2019 for CITY OF JOLIET - DISTRICT THREE, and I proclaim that a total of 2,049 voters requested and received ballots and I do further certify the number of votes received for each candidate for this office, **and the winners are denoted with an asterisk next to his or her name.**

I further certify that the above is a true and complete Abstract of Votes and was prepared in my presence on April 23, 2019.

*Lauren Staley Ferry*  
 Lauren Staley Ferry, County Clerk  
 The County of Will, Illinois

APRIL 2, 2019

KENDALL COUNTY, ILLINOIS

WITH 7 OF 7 PRECINCTS REPORTING

VOTES PERCENT

VOTES PERCENT

01 = BALLOTS CAST

587

JOLIET D3 COUNCILMAN

VOTE FOR 1

02 = JOE MUTZ

248 46.18

03 = SHARON "SHERRI" REARDON

289 53.82

04 = OVER VOTES

0

05 = UNDER VOTES

50

	01	02	03	04	05
0077 NA AU SAY 1	1	0	1	0	0
0078 NA AU SAY 2	72	32	38	0	2
0079 NA AU SAY 3	35	12	22	0	1
0080 NA AU SAY 4	48	20	26	0	2
0081 NA AU SAY 5	29	10	18	0	1
0086 SEWARD 2	172	74	88	0	10
0087 SEWARD 3	230	100	96	0	34

RUN DATE:04/16/19 12:55 PM

	VOTES	PERCENT		VOTES	PERCENT
01 = BALLOTS CAST	1,226		CITY OF JOLIET COUNCILMAN DISTRICT 4		
			Vote for not more than 1		
			02 = Bettye Gavin*	530	44.02
			03 = Damon Zdunich	339	28.16
			04 = James Foster	335	27.82
			05 = OVER VOTES	5	
			06 = UNDER VOTES	17	
	-----				
	01	02	03	04	05 06
	-----				
0110 JOLIET PCT 004	126	28	79	18	1 0
0111 JOLIET PCT 005	2	1	0	1	0 0
0112 JOLIET PCT 006	115	71	6	36	2 0
0113 JOLIET PCT 007	129	52	8	69	0 0
0117 JOLIET PCT 011	14	7	5	2	0 0
0118 JOLIET PCT 012	110	41	37	31	0 1
0119 JOLIET PCT 013	73	39	10	22	1 1
0120 JOLIET PCT 014	79	29	21	27	0 2
0121 JOLIET PCT 015	33	18	7	8	0 0
0122 JOLIET PCT 016	147	108	3	35	1 0
0125 JOLIET PCT 019	56	13	24	19	0 0
0128 JOLIET PCT 022	31	5	23	3	0 0
0129 JOLIET PCT 023	165	67	71	24	0 3
0180 NEW LENOX PCT 001	69	29	16	21	0 3
0182 NEW LENOX PCT 003	77	22	29	19	0 7

I, the undersigned do hereby certify that on April 23, 2019, I canvassed the returns of an election held on April 2, 2019 for CITY OF JOLIET - DISTRICT FOUR, and I proclaim that a total of 1,226 voters requested and received ballots and I do further certify the number of votes received for each candidate for this office, **and the winners are denoted with an asterisk next to his or her name.**

I further certify that the above is a true and complete Abstract of Votes and was prepared in my presence on April 23, 2019.

*Lauren Staley Ferry*  
 Lauren Staley Ferry, County Clerk  
 The County of Will, Illinois

RUN DATE:04/16/19 12:55 PM

01 = BALLOTS CAST

VOTES PERCENT  
1,775

CITY OF JOLIET COUNCILMAN DISTRICT 5  
Vote for not more than 1  
02 = Suzanna Ibarra  
03 = Terry Morris, Sr.\*  
04 = OVER VOTES  
05 = UNDER VOTES

VOTES PERCENT  
641 37.33  
1,076 62.67  
4  
54

	01	02	03	04	05
0105 JACKSON PCT 001	22	3	17	0	2
0111 JOLIET PCT 005	92	28	63	0	1
0127 JOLIET PCT 021	35	18	16	0	1
0128 JOLIET PCT 022	147	55	82	0	10
0129 JOLIET PCT 023	0	0	0	0	0
0130 JOLIET PCT 024	85	38	46	0	1
0131 JOLIET PCT 025	191	85	97	2	7
0132 JOLIET PCT 026	147	60	82	0	5
0133 JOLIET PCT 027	53	20	32	0	1
0134 JOLIET PCT 028	121	24	97	0	0
0135 JOLIET PCT 029	90	40	49	0	1
0137 JOLIET PCT 031	169	78	85	0	6
0138 JOLIET PCT 032	132	16	116	0	0
0140 JOLIET PCT 034	88	18	68	0	2
0141 JOLIET PCT 035	91	30	59	0	2
0142 JOLIET PCT 036	1	0	1	0	0
0143 JOLIET PCT 037	17	7	10	0	0
0242 TROY PCT 003	0	0	0	0	0
0250 TROY PCT 011	32	13	14	0	5
0257 TROY PCT 018	133	56	69	2	6
0258 TROY PCT 019	129	52	73	0	4

I, the undersigned do hereby certify that on April 23, 2019, I canvassed the returns of an election held on April 2, 2019 for CITY OF JOLIET - DISTRICT FIVE, and I proclaim that a total of 1,775 voters requested and received ballots and I do further certify the number of votes received for each candidate for this office, **and the winners are denoted with an asterisk next to his or her name.**

I further certify that the above is a true and complete Abstract of Votes and was prepared in my presence on April 23, 2019.

*Lauren Staley Ferry*  
Lauren Staley Ferry, County Clerk  
The County of Will, Illinois



RUN DATE:04/16/19 12:55 PM

01 = BALLOTS CAST

VOTES PERCENT  
 500

CITY OF LOCKPORT ALDERMAN WARD 1  
 Vote for not more than 1  
 02 = Larry D. Schreiber\*  
 03 = OVER VOTES  
 04 = UNDER VOTES

VOTES PERCENT  
 411 100.00  
 0  
 89

	01	02	03	04
0087 HOMER PCT 001	22	18	0	4
0096 HOMER PCT 010	56	45	0	11
0099 HOMER PCT 013	51	45	0	6
0101 HOMER PCT 015	56	49	0	7
0148 LOCKPORT PCT 005	46	42	0	4
0153 LOCKPORT PCT 010	181	138	0	43
0155 LOCKPORT PCT 012	88	74	0	14

I, the undersigned do hereby certify that on April 23, 2019, I canvassed the returns of an election held on April 2, 2019 for CITY OF LOCKPORT - WARD ONE, and I proclaim that a total of 500 voters requested and received ballots and I do further certify the number of votes received for each candidate for this office, **and the winners are denoted with an asterisk next to his or her name.**

I further certify that the above is a true and complete Abstract of Votes and was prepared in my presence on April 23, 2019.

*Lauren Staley Ferry*  
 Lauren Staley Ferry, County Clerk  
 The County of Will, Illinois

RUN DATE:04/16/19 12:55 PM

VOTES PERCENT

VOTES PERCENT

01 = BALLOTS CAST

712

CITY OF LOCKPORT ALDERMAN WARD 2

Vote for not more than 1

- 02 = Daniel J. Kida
- 03 = J .R. Gillogly\*
- 04 = OVER VOTES
- 05 = UNDER VOTES

172	25.71
497	74.29
12	
31	

	01	02	03	04	05
0099 HOMER PCT 013	52	9	39	0	4
0148 LOCKPORT PCT 005	15	4	10	1	0
0154 LOCKPORT PCT 011	228	73	146	1	8
0155 LOCKPORT PCT 012	33	8	23	1	1
0159 LOCKPORT PCT 016	105	26	73	2	4
0160 LOCKPORT PCT 017	279	52	206	7	14

I, the undersigned do hereby certify that on April 23, 2019, I canvassed the returns of an election held on April 2, 2019 for CITY OF LOCKPORT - WARD TWO, and I proclaim that a total of 712 voters requested and received ballots and I do further certify the number of votes received for each candidate for this office, **and the winners are denoted with an asterisk next to his or her name.**

I further certify that the above is a true and complete Abstract of Votes and was prepared in my presence on April 23, 2019.

*Lauren Staley Ferry*  
 Lauren Staley Ferry, County Clerk  
 The County of Will, Illinois

RUN DATE:04/16/19 12:55 PM

VOTES PERCENT

VOTES PERCENT

01 = BALLOTS CAST

414

CITY OF LOCKPORT ALDERMAN WARD 3

Vote for not more than 1

02 = Mark R. Lobes\*

231 64.17

03 = Joseph Krier

129 35.83

04 = OVER VOTES

5

05 = UNDER VOTES

49

-----  
01 02 03 04 05  
-----

0099 HOMER PCT 013	13	8	4	0	1
0100 HOMER PCT 014	113	54	49	0	10
0102 HOMER PCT 016	34	19	13	0	2
0159 LOCKPORT PCT 016	124	72	33	3	16
0160 LOCKPORT PCT 017	65	38	15	0	12
0161 LOCKPORT PCT 018	64	39	15	2	8
0162 LOCKPORT PCT 019	1	1	0	0	0

I, the undersigned do hereby certify that on April 23, 2019, I canvassed the returns of an election held on April 2, 2019 for CITY OF LOCKPORT - WARD THREE, and I proclaim that a total of 414 voters requested and received ballots and I do further certify the number of votes received for each candidate for this office, **and the winners are denoted with an asterisk next to his or her name.**

I further certify that the above is a true and complete Abstract of Votes and was prepared in my presence on April 23, 2019.

*Lauren Staley Ferry*  
Lauren Staley Ferry, County Clerk  
The County of Will, Illinois

ABSTRACT OF VOTES

RUN DATE:04/16/19 12:55 PM

Lockport Ward 4  
 CONSOLIDATED ELECTION  
 APRIL 2, 2019

OFFICIAL RESULTS

	VOTES	PERCENT		VOTES	PERCENT
01 = BALLOTS CAST	490		CITY OF LOCKPORT ALDERMAN WARD 4		
			Vote for not more than 1		
			02 = Joanne Bartelsen*	417	100.00
			03 = OVER VOTES	0	
			04 = UNDER VOTES	73	
	-----				
	01	02	03	04	
	-----				
0101 HOMER PCT 015	108	92	0	16	
0104 HOMER PCT 018	88	76	0	12	
0159 LOCKPORT PCT 016	0	0	0	0	
0161 LOCKPORT PCT 018	40	34	0	6	
0162 LOCKPORT PCT 019	254	215	0	39	

I, the undersigned do hereby certify that on April 23, 2019, I canvassed the returns of an election held on April 2, 2019 for CITY OF LOCKPORT - WARD FOUR, and I proclaim that a total of 490 voters requested and received ballots and I do further certify the number of votes received for each candidate for this office, **and the winners are denoted with an asterisk next to his or her name.**

I further certify that the above is a true and complete Abstract of Votes and was prepared in my presence on April 23, 2019.

*Lauren Staley Ferry*  
 Lauren Staley Ferry, County Clerk  
 The County of Will, Illinois

ABSTRACT OF VOTES

RUN DATE:04/16/19 12:55 PM

City of Naperville  
 CONSOLIDATED ELECTION  
 APRIL 2, 2019

OFFICIAL RESULTS

	VOTES PERCENT					VOTES PERCENT	
01 = BALLOTS CAST	5,652					CITY OF NAPERVILLE MAYOR	
						Vote for not more than 1	
						02 = Steve Chirico	2,871 51.23
						03 = Richard G. "Rocky" Caylor	2,733 48.77
						04 = OVER VOTES	0
						05 = UNDER VOTES	48
	-----						
	01	02	03	04	05		
	-----						
0019 DU PAGE PCT 001	297	152	144	0	1		
0020 DU PAGE PCT 002	284	145	137	0	2		
0021 DU PAGE PCT 003	300	185	112	0	3		
0025 DU PAGE PCT 007	255	147	108	0	0		
0267 WHEATLAND PCT 002	482	326	153	0	3		
0268 WHEATLAND PCT 003	193	117	74	0	2		
0269 WHEATLAND PCT 004	181	105	72	0	4		
0270 WHEATLAND PCT 005	271	179	92	0	0		
0271 WHEATLAND PCT 006	140	78	61	0	1		
0272 WHEATLAND PCT 007	215	134	80	0	1		
0273 WHEATLAND PCT 008	242	136	104	0	2		
0274 WHEATLAND PCT 009	285	159	121	0	5		
0275 WHEATLAND PCT 010	209	133	72	0	4		
0276 WHEATLAND PCT 011	219	97	118	0	4		
0277 WHEATLAND PCT 012	195	91	99	0	5		
0278 WHEATLAND PCT 013	104	66	38	0	0		
0279 WHEATLAND PCT 014	275	103	166	0	6		
0280 WHEATLAND PCT 015	176	97	79	0	0		
0281 WHEATLAND PCT 016	0	0	0	0	0		
0282 WHEATLAND PCT 017	238	98	139	0	1		
0283 WHEATLAND PCT 018	218	113	104	0	1		
0285 WHEATLAND PCT 020	265	68	197	0	0		
0286 WHEATLAND PCT 021	290	96	191	0	3		
0289 WHEATLAND PCT 024	318	46	272	0	0		

This political subdivision has been canvassed by the election authority in which their principal office is located.

ABSTRACT OF VOTES

City of Naperville  
 CONSOLIDATED ELECTION  
 APRIL 2, 2019

OFFICIAL RESULTS

RUN DATE:04/16/19 12:55 PM

CITY OF NAPERVILLE COUNCILMAN		VOTES PERCENT		VOTES PERCENT	
Vote for not more than 4					
01 = Bradford Miller	2,107	10.87	08 = Whitney Robbins	1,162	5.99
02 = Theresa Sullivan	1,968	10.15	09 = Barbara O'Meara	1,379	7.11
03 = Paul J. Hinterlong	2,694	13.90	10 = Nancy Turner	1,239	6.39
04 = Patrick Kelly	2,262	11.67	11 = Joe McElroy	830	4.28
05 = Michele Hilger Clemen	891	4.60	12 = OVER VOTES	2	
06 = Bruce R. Hanson	2,026	10.45	13 = UNDER VOTES	3,213	
07 = Patricia "Patty" Gustin	2,829	14.59			

	01	02	03	04	05	06	07	08	09	10	11	12	13
0019 DU PAGE PCT 001	89	95	154	111	43	114	163	68	68	62	37	0	184
0020 DU PAGE PCT 002	70	97	159	119	29	126	134	56	85	73	60	1	124
0021 DU PAGE PCT 003	73	101	149	124	45	142	135	58	83	69	35	0	186
0025 DU PAGE PCT 007	83	82	126	110	44	95	117	48	62	50	53	0	150
0267 WHEATLAND PCT 002	206	147	257	187	72	222	265	78	130	101	70	0	193
0268 WHEATLAND PCT 003	66	62	105	76	28	69	90	47	40	37	22	0	130
0269 WHEATLAND PCT 004	58	75	61	65	32	42	82	33	57	46	35	1	134
0270 WHEATLAND PCT 005	117	90	113	83	53	110	118	74	59	67	37	0	163
0271 WHEATLAND PCT 006	38	59	62	48	28	52	61	35	47	38	16	0	76
0272 WHEATLAND PCT 007	53	76	117	105	29	90	110	48	53	41	32	0	106
0273 WHEATLAND PCT 008	58	86	133	87	34	86	140	42	60	50	43	0	149
0274 WHEATLAND PCT 009	97	98	151	108	36	80	146	87	72	71	39	0	155
0275 WHEATLAND PCT 010	72	70	136	76	37	93	118	54	33	35	38	0	74
0276 WHEATLAND PCT 011	97	89	70	102	42	70	95	37	51	52	43	0	128
0277 WHEATLAND PCT 012	78	70	72	85	21	61	80	44	49	45	23	0	152
0278 WHEATLAND PCT 013	37	39	52	37	26	38	51	23	25	25	22	0	41
0279 WHEATLAND PCT 014	137	100	110	125	30	118	98	52	72	63	42	0	153
0280 WHEATLAND PCT 015	74	66	69	73	27	57	67	39	48	45	22	0	117
0281 WHEATLAND PCT 016	0	0	0	0	0	0	0	0	0	0	0	0	0
0282 WHEATLAND PCT 017	83	91	98	72	38	96	128	58	56	59	30	0	143
0283 WHEATLAND PCT 018	113	71	110	86	24	74	108	50	41	40	36	0	119
0285 WHEATLAND PCT 020	164	60	155	100	30	63	186	34	37	34	24	0	173
0286 WHEATLAND PCT 021	118	115	119	121	53	82	141	54	70	69	28	0	190
0289 WHEATLAND PCT 024	126	129	116	162	90	46	196	43	81	67	43	0	173

This political subdivision has been canvassed by the election authority in which their principal office is located.

RUN DATE:04/16/19 12:55 PM

	VOTES PERCENT				CITY OF WILMINGTON CITY CLERK UNEXP 2-YR		VOTES PERCENT	
01 = BALLOTS CAST	706				Vote for not more than 1			
					02 = NO CANDIDATE FILED		0	
					03 = OVER VOTES		0	
					04 = UNDER VOTES		706	
	-----							
	01	02	03	04				
	-----							
0018 CUSTER PCT 001	2	0	0	2				
0056 FLORENCE PCT 001	56	0	0	56				
0265 WESLEY PCT 001	3	0	0	3				
0301 WILMINGTON PCT 001	208	0	0	208				
0302 WILMINGTON PCT 002	119	0	0	119				
0303 WILMINGTON PCT 003	318	0	0	318				

I, the undersigned do hereby certify that on April 23, 2019, I canvassed the returns of an election held on April 2, 2019 for CITY OF WILMINGTON, and I proclaim that a total of 706 voters requested and received ballots and I do further certify the number of votes received for each candidate for this office, **and the winners are denoted with an asterisk next to his or her name.**

I further certify that the above is a true and complete Abstract of Votes and was prepared in my presence on April 23, 2019.

*Lauren Staley Ferry*  
 Lauren Staley Ferry, County Clerk  
 The County of Will, Illinois

ABSTRACT OF VOTES

Wilmington Ward 1  
CONSOLIDATED ELECTION  
APRIL 2, 2019

OFFICIAL RESULTS

RUN DATE:04/16/19 12:55 PM

01 = BALLOTS CAST

VOTES PERCENT  
128

CITY OF WILMINGTON ALDERMAN WARD 1  
Vote for not more than 1  
02 = Kevin J. Kirwin\*  
03 = OVER VOTES  
04 = UNDER VOTES

VOTES PERCENT  
96 100.00  
0  
32

	01	02	03	04
0056 FLORENCE PCT 001	23	16	0	7
0301 WILMINGTON PCT 001	102	78	0	24
0302 WILMINGTON PCT 002	3	2	0	1

I, the undersigned do hereby certify that on April 23, 2019, I canvassed the returns of an election held on April 2, 2019 for CITY OF WILMINGTON - WARD ONE, and I proclaim that a total of 128 voters requested and received ballots and I do further certify the number of votes received for each candidate for this office, **and the winners are denoted with an asterisk next to his or her name.**

I further certify that the above is a true and complete Abstract of Votes and was prepared in my presence on April 23, 2019.

*Lauren Staley Ferry*  
Lauren Staley Ferry, County Clerk  
The County of Will, Illinois



RUN DATE:04/16/19 12:55 PM

	VOTES	PERCENT		VOTES	PERCENT					
01 = BALLOTS CAST	201		CITY OF WILMINGTON ALDERMAN WARD 2 UNEXP 2-YR							
CITY OF WILMINGTON ALDERMAN WARD 2 FULL			Vote for not more than 1							
Vote for not more than 1			07 = Floyd H. Combes*	152	79.58					
02 = Dennis P. Vice*	100	52.08	08 = Robert 'Bob' Neises	39	20.42					
03 = Isaac James Orr	70	36.46	09 = OVER VOTES	0						
04 = Darla Neises	22	11.46	10 = UNDER VOTES	10						
05 = OVER VOTES	2									
06 = UNDER VOTES	7									
	-----									
	01	02	03	04	05	06	07	08	09	10
	-----									
0301 WILMINGTON PCT 001	106	59	35	7	0	5	82	17	0	7
0302 WILMINGTON PCT 002	0	0	0	0	0	0	0	0	0	0
0303 WILMINGTON PCT 003	95	41	35	15	2	2	70	22	0	3

I, the undersigned do hereby certify that on April 23, 2019, I canvassed the returns of an election held on April 2, 2019 for CITY OF WILMINGTON - WARD TWO, and I proclaim that a total of 201 voters requested and received ballots and I do further certify the number of votes received for each candidate for this office, **and the winners are denoted with an asterisk next to his or her name.**

I further certify that the above is a true and complete Abstract of Votes and was prepared in my presence on April 23, 2019.

*Lauren Staley Ferry*  
 Lauren Staley Ferry, County Clerk  
 The County of Will, Illinois

RUN DATE:04/16/19 12:55 PM

	VOTES	PERCENT		VOTES	PERCENT
01 = BALLOTS CAST	256		CITY OF WILMINGTON ALDERMAN WARD 3		
			Vote for not more than 1		
			02 = Frances L. Tutor	122	48.80
			03 = Ben Dietz*	128	51.20
			04 = OVER VOTES	0	
			05 = UNDER VOTES	6	
			-----		
	01	02	03	04	05
	-----				
0056 FLORENCE PCT 001	33	10	23	0	0
0265 WESLEY PCT 001	0	0	0	0	0
0303 WILMINGTON PCT 003	223	112	105	0	6

I, the undersigned do hereby certify that on April 23, 2019, I canvassed the returns of an election held on April 2, 2019 for CITY OF WILMINGTON - WARD THREE, and I proclaim that a total of 256 voters requested and received ballots and I do further certify the number of votes received for each candidate for this office, **and the winners are denoted with an asterisk next to his or her name.**

I further certify that the above is a true and complete Abstract of Votes and was prepared in my presence on April 23, 2019.

*Lauren Staley Ferry*  
 Lauren Staley Ferry, County Clerk  
 The County of Will, Illinois

RUN DATE:04/16/19 12:55 PM

VOTES PERCENT

VOTES PERCENT

01 = BALLOTS CAST

121

CITY OF WILMINGTON ALDERMAN WARD 4

Vote for not more than 1

02 = Jacob Tenn\*

97 100.00

03 = OVER VOTES

0

04 = UNDER VOTES

24

	01	02	03	04
0018 CUSTER PCT 001	2	1	0	1
0265 WESLEY PCT 001	3	2	0	1
0302 WILMINGTON PCT 002	116	94	0	22
0303 WILMINGTON PCT 003	0	0	0	0

I, the undersigned do hereby certify that on April 23, 2019, I canvassed the returns of an election held on April 2, 2019 for CITY OF WILMINGTON - WARD FOUR, and I proclaim that a total of 121 voters requested and received ballots and I do further certify the number of votes received for each candidate for this office, **and the winners are denoted with an asterisk next to his or her name.**

I further certify that the above is a true and complete Abstract of Votes and was prepared in my presence on April 23, 2019.

*Lauren Staley Ferry*  
 Lauren Staley Ferry, County Clerk  
 The County of Will, Illinois

RUN DATE:04/16/19 12:55 PM

	VOTES		PERCENT				VOTES		PERCENT		
01 = BALLOTS CAST	714				VILLAGE OF BEECHER TRUSTEE						
					Vote for not more than 3						
					02 = Jonathan J. Kypuros*		463		27.17		
					03 = Marcy Meyer*		526		30.87		
					04 = Frank P. Basile, Jr.*		469		27.52		
					05 = Roger S. Stacey		246		14.44		
					06 = OVER VOTES		0				
					07 = UNDER VOTES		438				
	-----		-----		-----		-----		-----		
	01	02	03	04	05	06	07				
0262 WASHINGTON PCT 001	321	211	239	217	114	0	182				
0263 WASHINGTON PCT 002	228	147	163	135	73	0	166				
0264 WASHINGTON PCT 003	165	105	124	117	59	0	90				

I, the undersigned do hereby certify that on April 23, 2019, I canvassed the returns of an election held on April 2, 2019 for VILLAGE OF BEECHER, and I proclaim that a total of 714 voters requested and received ballots and I do further certify the number of votes received for each candidate for this office, **and the winners are denoted with an asterisk next to his or her name.**

I further certify that the above is a true and complete Abstract of Votes and was prepared in my presence on April 23, 2019.

*Lauren Staley Ferry*  
 Lauren Staley Ferry, County Clerk  
 The County of Will, Illinois

RUN DATE:04/16/19 12:55 PM

		VOTES PERCENT										VOTES PERCENT	
01 = BALLOTS CAST		7,492										VILLAGE OF BOLINGBROOK TRUSTEE	
		Vote for not more than 3											
		02 = Ajaz A. Gill										2,842 13.45	
		03 = Jaime J. Olson										3,120 14.76	
		04 = Terri L. Ransom										3,034 14.36	
		05 = Maripat Oliver										653 3.09	
		06 = Mary Sabri Alexander-Basta*										3,726 17.63	
		07 = Sheldon L. Watts*										4,033 19.08	
		08 = Michael J. Carpanzano*										3,724 17.62	
		09 = OVER VOTES										9	
		10 = UNDER VOTES										1,317	
		01	02	03	04	05	06	07	08	09	10		
0022	DU PAGE PCT 004	202	95	101	89	20	83	82	88	0	48		
0023	DU PAGE PCT 005	247	92	105	96	27	132	133	126	0	30		
0024	DU PAGE PCT 006	259	84	104	98	27	139	149	140	0	36		
0026	DU PAGE PCT 008	255	94	100	104	13	136	147	134	0	37		
0027	DU PAGE PCT 009	205	77	74	73	12	114	117	117	0	31		
0028	DU PAGE PCT 010	295	121	121	129	19	136	155	126	0	78		
0029	DU PAGE PCT 011	253	92	95	101	19	135	144	136	0	37		
0030	DU PAGE PCT 012	249	56	80	73	27	147	166	155	0	43		
0031	DU PAGE PCT 013	242	88	102	101	38	116	117	115	1	46		
0032	DU PAGE PCT 014	301	113	137	123	41	140	147	145	3	48		
0033	DU PAGE PCT 015	246	99	108	106	20	114	121	117	0	53		
0034	DU PAGE PCT 016	305	151	165	159	26	121	136	120	0	37		
0035	DU PAGE PCT 017	284	99	113	108	27	147	172	144	0	42		
0036	DU PAGE PCT 018	246	67	87	74	36	132	143	142	2	51		
0037	DU PAGE PCT 019	207	66	77	71	19	104	127	113	0	44		
0038	DU PAGE PCT 020	182	61	73	64	24	90	102	98	1	31		
0039	DU PAGE PCT 021	245	71	84	86	25	135	149	139	0	46		
0040	DU PAGE PCT 022	310	104	109	102	27	169	185	176	0	58		
0041	DU PAGE PCT 023	324	137	147	140	19	146	168	143	0	72		
0042	DU PAGE PCT 024	199	73	76	73	25	106	111	100	0	33		
0043	DU PAGE PCT 025	223	71	82	77	28	111	146	121	0	33		
0044	DU PAGE PCT 026	214	60	75	72	23	127	132	116	0	37		
0045	DU PAGE PCT 027	239	101	105	107	14	102	122	99	0	67		
0046	DU PAGE PCT 028	205	76	75	77	16	110	110	111	0	40		
0047	DU PAGE PCT 029	243	107	107	115	18	118	118	107	0	39		
0048	DU PAGE PCT 030	211	90	94	107	15	88	102	89	1	45		
0049	DU PAGE PCT 031	174	64	75	76	8	90	90	90	1	26		
0050	DU PAGE PCT 032	0	0	0	0	0	0	0	0	0	0		
0051	DU PAGE PCT 033	0	0	0	0	0	0	0	0	0	0		
0284	WHEATLAND PCT 019	225	86	96	95	13	116	121	106	0	42		
0287	WHEATLAND PCT 022	336	175	180	163	12	150	142	139	0	47		
0292	WHEATLAND PCT 027	366	172	173	175	15	172	179	172	0	40		

I, the undersigned do hereby certify that on April 23, 2019, I canvassed the returns of an election held on April 2, 2019 for VILLAGE OF BOLINGBROOK, and I proclaim that a total of 7,629 voters requested and received ballots and I do further certify the number of votes received for each candidate for this office, **and the winners are denoted with an asterisk next to his or her name.**

I further certify that the above is a true and complete Abstract of Votes and was prepared in my presence on April 23, 2019.

*Lauren Staley Ferry*  
 Lauren Staley Ferry, County Clerk  
 The County of Will, Illinois

Election Summary Report  
2019 Consolidated General  
DuPage County, Illinois

Date:04/17/19

Time:10:23:41

Page:1 of 1

Summary For Village of Bolingbrook, All Counters, Village of Bolingbrook

Registered Voters 2555 - Cards Cast 137 5.36%

Num. Report Precinct 4 - Num. Reporting 4 100.00%

V Bolingbrook Trt		Total	
Number of Precincts		4	
Precincts Reporting		4	100.0 %
Vote For		3	
Times Counted		137/1204	11.4 %
Total Votes		396	
Ajaz A. Gill	BKU	48	12.12%
Jaime J. Olson	BKU	54	13.64%
Terri L. Ransom	BKU	54	13.64%
Maripat Oliver	BF	10	2.53%
Mary Alexander-Basta	FPB	77	19.44%
Sheldon L. Watts	FPB	81	20.45%
Michael Carpanzano	FPB	72	18.18%

Statement of Votes Cast  
 2019 Consolidated General  
 DuPage County, Illinois

Date:04/17/19  
 Time:10:25:58  
 Page:1 of 3

SOVC For Village of Bolingbrook, All Counters, Village of Bolingbrook

	TURN OUT		
	Reg. Voters	Cards Cast	% Turnout
Jurisdiction Wide			
Lisle 048	742	46	6.20%
Lisle 049	789	90	11.41%
Lisle 093	669	106	15.84%
Lisle 128	355	24	6.76%
Total	2555	266	10.41%

Statement of Votes Cast  
 2019 Consolidated General  
 DuPage County, Illinois

Date:04/17/19  
 Time:10:25:58  
 Page:2 of 3

SOVC For Village of Bolingbrook, All Counters, Village of Bolingbrook

V Bolingbrook Trt

	Reg. Voters	Times Counted	Total Votes	Ajaz A. Gill (BKU)	Jaime J. Olson (BKU)	Terri L. Ransom (BKU)	Maripat Oliver (BF)
Jurisdiction Wide							
Lisle 048	281	33	90	19 21.11%	19 21.11%	18 20.00%	2 2.22%
Lisle 049	706	81	240	19 7.92%	23 9.58%	25 10.42%	8 3.33%
Lisle 093	149	19	57	8 14.04%	10 17.54%	9 15.79%	0 0.00%
Lisle 128	68	4	9	2 22.22%	2 22.22%	2 22.22%	0 0.00%
<b>Total</b>	<b>1204</b>	<b>137</b>	<b>396</b>	<b>48 12.12%</b>	<b>54 13.64%</b>	<b>54 13.64%</b>	<b>10 2.53%</b>



Statement of Votes Cast  
 2019 Consolidated General  
 DuPage County, Illinois

Date:04/17/19  
 Time:10:25:58  
 Page:3 of 3

SOVC For Village of Bolingbrook, All Counters, Village of Bolingbrook

	V Bolingbrook Trt					
	Mary Alexander-Basta (FPB)		Sheldon L. Watts (FPB)		Michael Carpanzano (FPB)	
Jurisdiction Wide						
Lisle 048	9	10.00%	12	13.33%	11	12.22%
Lisle 049	58	24.17%	57	23.75%	50	20.83%
Lisle 093	9	15.79%	11	19.30%	10	17.54%
Lisle 128	1	11.11%	1	11.11%	1	11.11%
<b>Total</b>	<b>77</b>	<b>19.44%</b>	<b>81</b>	<b>20.45%</b>	<b>72</b>	<b>18.18%</b>

**Village of Bolingbrook Village Trustee**

Vote for not more than THREE Reg Vtrs: 1,204

Precincts 4

Total votes: 396

Ballots Counted: 137

	80048	80049	80093	80128	Total
Ajaz A. Gill	19	19	8	2	48
Jaime J. Olson	19	23	10	2	54
Terri L. Ransom	18	25	9	2	54
Maripat Oliver	2	8	0	0	10
Mary Sabri Alexander-Basta	9	58	9	1	77
Sheldon L. Watts	12	57	11	1	81
Michael J. Carpanzano	11	50	10	1	72
Registered Voters	281	706	149	68	1,204
Ballots Counted	33	81	19	4	137

ABSTRACT OF VOTES

RUN DATE:04/16/19 12:55 PM

Village of Channahon  
 CONSOLIDATED ELECTION  
 APRIL 2, 2019

OFFICIAL RESULTS

	VOTES	PERCENT		VOTES	PERCENT									
01 = BALLOTS CAST	1,016		VILLAGE OF CHANNAHON TRUSTEE											
VILLAGE OF CHANNAHON PRESIDENT			Vote for not more than 3											
Vote for not more than 1			08 = Scott Slocum*	652	25.89									
02 = Missey Moorman Schumacher*	858	100.00	09 = Edwin Seibert	361	14.34									
03 = OVER VOTES	0		10 = Patricia Perinar*	624	24.78									
04 = UNDER VOTES	158		11 = Salvador Lamas	256	10.17									
VILLAGE OF CHANNAHON CLERK			12 = Scott McMillin*	625	24.82									
Vote for not more than 1			13 = OVER VOTES	0										
05 = Kristin Hall*	832	100.00	14 = UNDER VOTES	530										
06 = OVER VOTES	0													
07 = UNDER VOTES	184													
-----														
	01	02	03	04	05	06	07	08	09	10	11	12	13	14
0002 CHANNAHON PCT 002	282	235	0	47	227	0	55	178	114	182	75	154	0	143
0003 CHANNAHON PCT 003	235	195	0	40	184	0	51	145	56	136	57	172	0	139
0004 CHANNAHON PCT 004	197	167	0	30	168	0	29	121	68	130	60	131	0	81
0005 CHANNAHON PCT 005	153	136	0	17	129	0	24	109	58	99	39	86	0	68
0242 TROY PCT 003	147	123	0	24	122	0	25	99	65	75	25	82	0	95
0261 TROY PCT 022	2	2	0	0	2	0	0	0	0	2	0	0	0	4

I, the undersigned do hereby certify that on April 23, 2019, I canvassed the returns of an election held on April 2, 2019 for VILLAGE OF CHANNAHON, and I proclaim that a total of 1,500 voters requested and received ballots and I do further certify the number of votes received for each candidate for this office, **and the winners are denoted with an asterisk next to his or her name.**

I further certify that the above is a true and complete Abstract of Votes and was prepared in my presence on April 23, 2019.

*Lauren Staley Ferry*  
 Lauren Staley Ferry, County Clerk  
 The County of Will, Illinois

Statement of Votes Cast  
 Grundy County, IL  
 Consolidated Election  
 April 2, 2019

Date:04/17/19  
 Time:10:28:09  
 Page:53 of 396

SOVC For Jurisdiction Wide, All Counters, All Races  
 Official Results

VIL CHANNAION PRES							
	Reg. Voters	Vote For	Times Counted	Total Votes	Times Over Voted	Number Of Under Votes	MOORMAN SCHUMACHER (IND)
Jurisdiction Wide							
AUX SABLE 01							
Polling	-	-	-	-	-	-	-
Pre Election	-	-	-	-	-	-	-
Post Election	-	-	-	-	-	-	-
Total	-	-	-	-	-	-	-
AUX SABLE 02							
Polling	0	1	0	0	0	0	0
Pre Election	0	1	0	0	0	0	0
Post Election	0	1	0	0	0	0	0
Total	0	3	0	0	0	0	0
AUX SABLE 03							
Polling	-	-	-	-	-	-	-
Pre Election	-	-	-	-	-	-	-
Post Election	-	-	-	-	-	-	-
Total	-	-	-	-	-	-	-
AUX SABLE 04							
Polling	-	-	-	-	-	-	-
Pre Election	-	-	-	-	-	-	-
Post Election	-	-	-	-	-	-	-
Total	-	-	-	-	-	-	-
AUX SABLE 05							
Polling	396	1	55	49	0	6	49 100.00%
Pre Election	396	1	5	5	0	0	5 100.00%
Post Election	396	1	2	2	0	0	2 100.00%
Total	396	3	62	56	0	6	56 100.00%
AUX SABLE 06							
Polling	1452	1	321	268	0	53	268 100.00%
Pre Election	1452	1	33	29	0	4	29 100.00%
Post Election	1452	1	3	0	0	3	0
Total	1452	3	357	297	0	60	297 100.00%
AUX SABLE 07							
Polling	411	1	60	49	0	11	49 100.00%
Pre Election	411	1	3	3	0	0	3 100.00%
Post Election	411	1	2	2	0	0	2 100.00%
Total	411	3	65	54	0	11	54 100.00%
BRACEVILLE 01							
Polling	-	-	-	-	-	-	-
Pre Election	-	-	-	-	-	-	-
Post Election	-	-	-	-	-	-	-
Total	-	-	-	-	-	-	-
BRACEVILLE 02							
Polling	-	-	-	-	-	-	-
Pre Election	-	-	-	-	-	-	-
Post Election	-	-	-	-	-	-	-
Total	-	-	-	-	-	-	-
BRACEVILLE 03							
Polling	-	-	-	-	-	-	-
Pre Election	-	-	-	-	-	-	-
Post Election	-	-	-	-	-	-	-
Total	-	-	-	-	-	-	-
BRACEVILLE 04							
Polling	-	-	-	-	-	-	-
Pre Election	-	-	-	-	-	-	-
Post Election	-	-	-	-	-	-	-
Total	-	-	-	-	-	-	-
FRIENNA 01							
Polling	-	-	-	-	-	-	-

Statement of Votes Cast  
 Grundy County, IL  
 Consolidated Election  
 April 2, 2019

Date:04/17/19  
 Time:10:28:09  
 Page:55 of 396

SOVC For Jurisdiction Wide, All Counters, All Races  
 Official Results

VIL CHANNAHON PRES

	Reg. Voters	Vote For	Times Counted	Total Votes	Times Over Voted	Number Of Under Votes	MOORMAN SCIUMACHER (IND)
MAINE 01							
Polling	-	-	-	-	-	-	-
Pre Election	-	-	-	-	-	-	-
Post Election	-	-	-	-	-	-	-
Total	-	-	-	-	-	-	-
MAZON 01							
Polling	-	-	-	-	-	-	-
Pre Election	-	-	-	-	-	-	-
Post Election	-	-	-	-	-	-	-
Total	-	-	-	-	-	-	-
MORRIS 01							
Polling	-	-	-	-	-	-	-
Pre Election	-	-	-	-	-	-	-
Post Election	-	-	-	-	-	-	-
Total	-	-	-	-	-	-	-
MORRIS 02							
Polling	-	-	-	-	-	-	-
Pre Election	-	-	-	-	-	-	-
Post Election	-	-	-	-	-	-	-
Total	-	-	-	-	-	-	-
MORRIS 03							
Polling	-	-	-	-	-	-	-
Pre Election	-	-	-	-	-	-	-
Post Election	-	-	-	-	-	-	-
Total	-	-	-	-	-	-	-
MORRIS 04							
Polling	-	-	-	-	-	-	-
Pre Election	-	-	-	-	-	-	-
Post Election	-	-	-	-	-	-	-
Total	-	-	-	-	-	-	-
MORRIS 05							
Polling	-	-	-	-	-	-	-
Pre Election	-	-	-	-	-	-	-
Post Election	-	-	-	-	-	-	-
Total	-	-	-	-	-	-	-
NETTLE CREEK 01							
Polling	-	-	-	-	-	-	-
Pre Election	-	-	-	-	-	-	-
Post Election	-	-	-	-	-	-	-
Total	-	-	-	-	-	-	-
NORMAN 01							
Polling	-	-	-	-	-	-	-
Pre Election	-	-	-	-	-	-	-
Post Election	-	-	-	-	-	-	-
Total	-	-	-	-	-	-	-
SARATOGA 01							
Polling	-	-	-	-	-	-	-
Pre Election	-	-	-	-	-	-	-
Post Election	-	-	-	-	-	-	-
Total	-	-	-	-	-	-	-
SARATOGA 02							
Polling	1	1	0	0	0	0	0
Pre Election	1	1	0	0	0	0	0
Post Election	1	1	0	0	0	0	0
Total	1	3	0	0	0	0	0
SARATOGA 03							
Polling	-	-	-	-	-	-	-
Pre Election	-	-	-	-	-	-	-

Statement of Votes Cast  
 Grundy County, IL  
 Consolidated Election  
 April 2, 2019

Date:04/17/19  
 Time:10:28:10  
 Page:56 of 396

SOVC For Jurisdiction Wide, All Counters, All Races  
 Official Results

VIL CHANNAHON PRES

	Reg. Voters	Vote For	Times Counted	Total Votes	Times Ovr Voted	Number Of Under Votes	MOORMAN SCHUMACIER (IND)
Post Election	-	-	-	-	-	-	-
Total	-	-	-	-	-	-	-
SARATOGA 04							
Polling	-	-	-	-	-	-	-
Pre Election	-	-	-	-	-	-	-
Post Election	-	-	-	-	-	-	-
Total	-	-	-	-	-	-	-
SARATOGA 05							
Polling	-	-	-	-	-	-	-
Pre Election	-	-	-	-	-	-	-
Post Election	-	-	-	-	-	-	-
Total	-	-	-	-	-	-	-
VIENNA 01							
Polling	-	-	-	-	-	-	-
Pre Election	-	-	-	-	-	-	-
Post Election	-	-	-	-	-	-	-
Total	-	-	-	-	-	-	-
WAUPONSEE 01							
Polling	-	-	-	-	-	-	-
Pre Election	-	-	-	-	-	-	-
Post Election	-	-	-	-	-	-	-
Total	-	-	-	-	-	-	-
WAUPONSEE 02							
Polling	-	-	-	-	-	-	-
Pre Election	-	-	-	-	-	-	-
Post Election	-	-	-	-	-	-	-
Total	-	-	-	-	-	-	-
Total							
Polling	2260	5	436	366	0	70	366 100.00%
Pre Election	2260	5	41	37	0	4	37 100.00%
Post Election	2260	5	7	4	0	3	4 100.00%
Total	2260	15	484	407	0	77	407 100.00%

Statement of Votes Cast  
 Grundy County, IL  
 Consolidated Election  
 April 2, 2019

Date:04/17/19  
 Time:10:28:10  
 Page:57 of 396

SOVC For Jurisdiction Wide, All Counters, All Races  
 Official Results

VIL CHANNAHON CLERK

	Reg. Voters	Vote For	Times Counted	Total Votes	Times Over Voted	Number Of Under Votes	KRISTIN HALL (IND)
Jurisdiction Wide							
AUX SABLE 01							
Polling	-	-	-	-	-	-	-
Pre Election	-	-	-	-	-	-	-
Post Election	-	-	-	-	-	-	-
Total	-	-	-	-	-	-	-
AUX SABLE 02							
Polling	0	1	0	0	0	0	0
Pre Election	0	1	0	0	0	0	0
Post Election	0	1	0	0	0	0	0
Total	0	3	0	0	0	0	0
AUX SABLE 03							
Polling	-	-	-	-	-	-	-
Pre Election	-	-	-	-	-	-	-
Post Election	-	-	-	-	-	-	-
Total	-	-	-	-	-	-	-
AUX SABLE 04							
Polling	-	-	-	-	-	-	-
Pre Election	-	-	-	-	-	-	-
Post Election	-	-	-	-	-	-	-
Total	-	-	-	-	-	-	-
AUX SABLE 05							
Polling	396	1	55	45	0	10	45 100.00%
Pre Election	396	1	5	5	0	0	5 100.00%
Post Election	396	1	2	2	0	0	2 100.00%
Total	396	3	62	52	0	10	52 100.00%
AUX SABLE 06							
Polling	1452	1	321	254	0	67	254 100.00%
Pre Election	1452	1	33	26	0	7	26 100.00%
Post Election	1452	1	3	0	0	3	0 -
Total	1452	3	357	280	0	77	280 100.00%
AUX SABLE 07							
Polling	411	1	60	48	0	12	48 100.00%
Pre Election	411	1	3	3	0	0	3 100.00%
Post Election	411	1	2	2	0	0	2 100.00%
Total	411	3	65	53	0	12	53 100.00%
BRACEVILLE 01							
Polling	-	-	-	-	-	-	-
Pre Election	-	-	-	-	-	-	-
Post Election	-	-	-	-	-	-	-
Total	-	-	-	-	-	-	-
BRACEVILLE 02							
Polling	-	-	-	-	-	-	-
Pre Election	-	-	-	-	-	-	-
Post Election	-	-	-	-	-	-	-
Total	-	-	-	-	-	-	-
BRACEVILLE 03							
Polling	-	-	-	-	-	-	-
Pre Election	-	-	-	-	-	-	-
Post Election	-	-	-	-	-	-	-
Total	-	-	-	-	-	-	-
BRACEVILLE 04							
Polling	-	-	-	-	-	-	-
Pre Election	-	-	-	-	-	-	-
Post Election	-	-	-	-	-	-	-
Total	-	-	-	-	-	-	-
ERIENNA 01							
Polling	-	-	-	-	-	-	-

Statement of Votes Cast  
 Grundy County, IL  
 Consolidated Election

Date:04/17/19  
 Time:10:28:10  
 Page:59 of 396

April 2, 2019

SOVC For Jurisdiction Wide, All Counters, All Races  
 Official Results

VIL CHANNAHON CLERK

	Reg. Voters	Vote For	Times Counted	Total Votes	Times Over Voted	Number Of Under Votes	KRISTIN HALL (IND)
MAINE 01							
Polling	-	-	-	-	-	-	-
Pre Election	-	-	-	-	-	-	-
Post Election	-	-	-	-	-	-	-
Total	-	-	-	-	-	-	-
MAZON 01							
Polling	-	-	-	-	-	-	-
Pre Election	-	-	-	-	-	-	-
Post Election	-	-	-	-	-	-	-
Total	-	-	-	-	-	-	-
MORRIS 01							
Polling	-	-	-	-	-	-	-
Pre Election	-	-	-	-	-	-	-
Post Election	-	-	-	-	-	-	-
Total	-	-	-	-	-	-	-
MORRIS 02							
Polling	-	-	-	-	-	-	-
Pre Election	-	-	-	-	-	-	-
Post Election	-	-	-	-	-	-	-
Total	-	-	-	-	-	-	-
MORRIS 03							
Polling	-	-	-	-	-	-	-
Pre Election	-	-	-	-	-	-	-
Post Election	-	-	-	-	-	-	-
Total	-	-	-	-	-	-	-
MORRIS 04							
Polling	-	-	-	-	-	-	-
Pre Election	-	-	-	-	-	-	-
Post Election	-	-	-	-	-	-	-
Total	-	-	-	-	-	-	-
MORRIS 05							
Polling	-	-	-	-	-	-	-
Pre Election	-	-	-	-	-	-	-
Post Election	-	-	-	-	-	-	-
Total	-	-	-	-	-	-	-
NETTLE CREEK 01							
Polling	-	-	-	-	-	-	-
Pre Election	-	-	-	-	-	-	-
Post Election	-	-	-	-	-	-	-
Total	-	-	-	-	-	-	-
NORMAN 01							
Polling	-	-	-	-	-	-	-
Pre Election	-	-	-	-	-	-	-
Post Election	-	-	-	-	-	-	-
Total	-	-	-	-	-	-	-
SARATOGA 01							
Polling	-	-	-	-	-	-	-
Pre Election	-	-	-	-	-	-	-
Post Election	-	-	-	-	-	-	-
Total	-	-	-	-	-	-	-
SARATOGA 02							
Polling	1	1	0	0	0	0	0
Pre Election	1	1	0	0	0	0	0
Post Election	1	1	0	0	0	0	0
Total	1	3	0	0	0	0	0
SARATOGA 03							
Polling	-	-	-	-	-	-	-
Pre Election	-	-	-	-	-	-	-



Statement of Votes Cast  
 Grundy County, IL  
 Consolidated Election  
 April 2, 2019

Date:04/17/19  
 Time:10:28:10  
 Page:60 of 396

SOVC For Jurisdiction Wide, All Counters, All Races  
 Official Results

VIL CHANNAHON CLERK

	Reg. Voters	Vote For	Times Counted	Total Votes	Times Over Voted	Number Of Under Votes	KRISTIN HALL (IND)
Post Election	-	-	-	-	-	-	-
Total	-	-	-	-	-	-	-
SARATOGA 04							
Polling	-	-	-	-	-	-	-
Pre Election	-	-	-	-	-	-	-
Post Election	-	-	-	-	-	-	-
Total	-	-	-	-	-	-	-
SARATOGA 05							
Polling	-	-	-	-	-	-	-
Pre Election	-	-	-	-	-	-	-
Post Election	-	-	-	-	-	-	-
Total	-	-	-	-	-	-	-
VIENNA 01							
Polling	-	-	-	-	-	-	-
Pre Election	-	-	-	-	-	-	-
Post Election	-	-	-	-	-	-	-
Total	-	-	-	-	-	-	-
WAUPONSEE 01							
Polling	-	-	-	-	-	-	-
Pre Election	-	-	-	-	-	-	-
Post Election	-	-	-	-	-	-	-
Total	-	-	-	-	-	-	-
WAUPONSEE 02							
Polling	-	-	-	-	-	-	-
Pre Election	-	-	-	-	-	-	-
Post Election	-	-	-	-	-	-	-
Total	-	-	-	-	-	-	-
Total							
Polling	2260	5	436	347	0	89	347 100.00%
Pre Election	2260	5	41	34	0	7	34 100.00%
Post Election	2260	5	7	4	0	3	4 100.00%
Total	2260	15	484	385	0	99	385 100.00%





Statement of Votes Cast  
 Grundy County, IL  
 Consolidated Election  
 April 2, 2019

Date:04/17/19  
 Time:10:28:10  
 Page:64 of 396

SOVC For Jurisdiction Wide, All Counters, All Races  
 Official Results

VIL CHANNAHON TRUST

	Reg. Voters	Vote For	Times Counted	Total Votes	Times Over Voted	Number Of Under Votes	SCOTT SLOCUM (IND)	EDWIN SEIBERT (IND)	PATRICIA PERINAR (IND)
Post Election	-	-	-	-	-	-	-	-	-
Total	-	-	-	-	-	-	-	-	-
SARATOGA 04									
Polling	-	-	-	-	-	-	-	-	-
Pre Election	-	-	-	-	-	-	-	-	-
Post Election	-	-	-	-	-	-	-	-	-
Total	-	-	-	-	-	-	-	-	-
SARATOGA 05									
Polling	-	-	-	-	-	-	-	-	-
Pre Election	-	-	-	-	-	-	-	-	-
Post Election	-	-	-	-	-	-	-	-	-
Total	-	-	-	-	-	-	-	-	-
VIENNA 01									
Polling	-	-	-	-	-	-	-	-	-
Pre Election	-	-	-	-	-	-	-	-	-
Post Election	-	-	-	-	-	-	-	-	-
Total	-	-	-	-	-	-	-	-	-
WAUPONSEE 01									
Polling	-	-	-	-	-	-	-	-	-
Pre Election	-	-	-	-	-	-	-	-	-
Post Election	-	-	-	-	-	-	-	-	-
Total	-	-	-	-	-	-	-	-	-
WAUPONSEE 02									
Polling	-	-	-	-	-	-	-	-	-
Pre Election	-	-	-	-	-	-	-	-	-
Post Election	-	-	-	-	-	-	-	-	-
Total	-	-	-	-	-	-	-	-	-
Total									
Polling	2260	15	436	941	1	364	289 30.71%	146 15.52%	201 21.36%
Pre Election	2260	15	41	91	0	32	28 30.77%	13 14.29%	18 19.78%
Post Election	2260	15	7	13	0	8	4 30.77%	1 7.69%	1 7.69%
Total	2260	45	484	1045	1	404	321 30.72%	160 15.31%	220 21.05%

Statement of Votes Cast  
 Grundy County, IL  
 Consolidated Election  
 April 2, 2019

Date:04/17/19  
 Time:10:28:10  
 Page:65 of 396

SOVC For Jurisdiction Wide, All Counters, All Races  
 Official Results

		VIL CHANNAHON TRUST			
		SALVADOR LAMAS (IND)		SCOTT MCMILLIN (IND)	
Jurisdiction Wide					
AUX SABLE 01					
Polling		-	-	-	-
Pre Election		-	-	-	-
Post Election		-	-	-	-
Total		-	-	-	-
AUX SABLE 02					
Polling		0	-	0	-
Pre Election		0	-	0	-
Post Election		0	-	0	-
Total		0	-	0	-
AUX SABLE 03					
Polling		-	-	-	-
Pre Election		-	-	-	-
Post Election		-	-	-	-
Total		-	-	-	-
AUX SABLE 04					
Polling		-	-	-	-
Pre Election		-	-	-	-
Post Election		-	-	-	-
Total		-	-	-	-
AUX SABLE 05					
Polling		16	12.21%	32	24.43%
Pre Election		0	0.00%	5	33.33%
Post Election		2	33.33%	2	33.33%
Total		18	11.84%	39	25.66%
AUX SABLE 06					
Polling		58	8.49%	156	22.84%
Pre Election		4	5.97%	20	29.85%
Post Election		0	0.00%	1	100.00%
Total		62	8.26%	177	23.57%
AUX SABLE 07					
Polling		9	7.09%	34	26.77%
Pre Election		1	11.11%	2	22.22%
Post Election		1	16.67%	1	16.67%
Total		11	7.75%	37	26.06%
BRACEVILLE 01					
Polling		-	-	-	-
Pre Election		-	-	-	-
Post Election		-	-	-	-
Total		-	-	-	-
BRACEVILLE 02					
Polling		-	-	-	-
Pre Election		-	-	-	-
Post Election		-	-	-	-
Total		-	-	-	-
BRACEVILLE 03					
Polling		-	-	-	-
Pre Election		-	-	-	-
Post Election		-	-	-	-
Total		-	-	-	-
BRACEVILLE 04					
Polling		-	-	-	-
Pre Election		-	-	-	-
Post Election		-	-	-	-
Total		-	-	-	-
ERIENNA 01					
Polling		-	-	-	-

Statement of Votes Cast  
 Grundy County, IL  
 Consolidated Election  
 April 2, 2019

Date:04/17/19  
 Time:10:28:10  
 Page:66 of 396

SOVC For Jurisdiction Wide, All Counters, All Races  
 Official Results

	VIL CHANNAHON TRUST	
	SALVADOR LAMAS (IND)	SCOTT MCMILLIN (IND)
Pre Election	-	-
Post Election	-	-
Total	-	-
ERIENNA 02		
Polling	-	-
Pre Election	-	-
Post Election	-	-
Total	-	-
FELIX 01		
Polling	-	-
Pre Election	-	-
Post Election	-	-
Total	-	-
FELIX 02		
Polling	-	-
Pre Election	-	-
Post Election	-	-
Total	-	-
FELIX 03		
Polling	-	-
Pre Election	-	-
Post Election	-	-
Total	-	-
FELIX 04		
Polling	-	-
Pre Election	-	-
Post Election	-	-
Total	-	-
GARFIELD 01		
Polling	-	-
Pre Election	-	-
Post Election	-	-
Total	-	-
GOODFARM 01		
Polling	-	-
Pre Election	-	-
Post Election	-	-
Total	-	-
GOOSE LAKE 01		
Polling	-	-
Pre Election	-	-
Post Election	-	-
Total	-	-
GOOSE LAKE 02		
Polling	-	-
Pre Election	-	-
Post Election	-	-
Total	-	-
GREENFIELD 01		
Polling	-	-
Pre Election	-	-
Post Election	-	-
Total	-	-
HIGHLAND 01		
Polling	-	-
Pre Election	-	-
Post Election	-	-
Total	-	-

Statement of Votes Cast  
 Grundy County, IL  
 Consolidated Election  
 April 2, 2019

Date:04/17/19  
 Time:10:28:10  
 Page:67 of 396

SOVC For Jurisdiction Wide, All Counters, All Races  
 Official Results

	VIL CHANNAHON TRUST	
	SALVADOR LAMAS (IND)	SCOTT MCMILLIN (IND)
MAINE 01		
Polling	-	-
Pre Election	-	-
Post Election	-	-
Total	-	-
MAZON 01		
Polling	-	-
Pre Election	-	-
Post Election	-	-
Total	-	-
MORRIS 01		
Polling	-	-
Pre Election	-	-
Post Election	-	-
Total	-	-
MORRIS 02		
Polling	-	-
Pre Election	-	-
Post Election	-	-
Total	-	-
MORRIS 03		
Polling	-	-
Pre Election	-	-
Post Election	-	-
Total	-	-
MORRIS 04		
Polling	-	-
Pre Election	-	-
Post Election	-	-
Total	-	-
MORRIS 05		
Polling	-	-
Pre Election	-	-
Post Election	-	-
Total	-	-
NETTLE CREEK 01		
Polling	-	-
Pre Election	-	-
Post Election	-	-
Total	-	-
NORMAN 01		
Polling	-	-
Pre Election	-	-
Post Election	-	-
Total	-	-
SARATOGA 01		
Polling	-	-
Pre Election	-	-
Post Election	-	-
Total	-	-
SARATOGA 02		
Polling	0	0
Pre Election	0	0
Post Election	0	0
Total	0	0
SARATOGA 03		
Polling	-	-
Pre Election	-	-

Statement of Votes Cast  
 Grundy County, IL  
 Consolidated Election  
 April 2, 2019

Date:04/17/19  
 Time:10:28:10  
 Page:68 of 396

SOVC For Jurisdiction Wide, All Counters, All Races  
 Official Results

VIL CHANNAHON TRUST

	SALVADOR LAMAS (IND)	SCOTT MCMILLIN (IND)		
Post Election	-	-	-	-
Total	-	-	-	-
SARATOGA 04				
Polling	-	-	-	-
Pre Election	-	-	-	-
Post Election	-	-	-	-
Total	-	-	-	-
SARATOGA 05				
Polling	-	-	-	-
Pre Election	-	-	-	-
Post Election	-	-	-	-
Total	-	-	-	-
VIENNA 01				
Polling	-	-	-	-
Pre Election	-	-	-	-
Post Election	-	-	-	-
Total	-	-	-	-
WAUPONSEE 01				
Polling	-	-	-	-
Pre Election	-	-	-	-
Post Election	-	-	-	-
Total	-	-	-	-
WAUPONSEE 02				
Polling	-	-	-	-
Pre Election	-	-	-	-
Post Election	-	-	-	-
Total	-	-	-	-
Total				
Polling	83	8.82%	222	23.59%
Pre Election	5	5.49%	27	29.67%
Post Election	3	23.08%	4	30.77%
Total	91	8.71%	253	24.21%



ABSTRACT OF VOTES

Village of Coal City  
 CONSOLIDATED ELECTION  
 APRIL 2, 2019

OFFICIAL RESULTS

RUN DATE:04/16/19 12:55 PM

	VOTES	PERCENT		VOTES	PERCENT											
01 = BALLOTS CAST	0		VILLAGE OF COAL CITY TRUSTEE FULL													
VILLAGE OF COAL CITY PRESIDENT			Vote for not more than 3													
Vote for not more than 1			08 = Daniel J. Greggain	0												
02 = Terry Halliday	0		09 = Ross Bradley	0												
03 = OVER VOTES	0		10 = David M. Togliatti	0												
04 = UNDER VOTES	0		11 = OVER VOTES	0												
VILLAGE OF COAL CITY CLERK			12 = UNDER VOTES	0												
Vote for not more than 1			VILLAGE OF COAL CITY TRUSTEE UNEXP 2-YR													
05 = Pamela Noffsinger	0		Vote for not more than 1													
06 = OVER VOTES	0		13 = Georgette Vota	0												
07 = UNDER VOTES	0		14 = David A. Spesia	0												
			15 = OVER VOTES	0												
			16 = UNDER VOTES	0												
-----																
	01	02	03	04	05	06	07	08	09	10	11	12	13	14	15	16
	0	0	0	0	0	0	0	0	0	0	0	0	0	0	0	0
-----																

0302 WILMINGTON PCT 002

This political subdivision has been canvassed by the election authority in which their principal office is located.

RUN DATE:04/16/19 12:55 PM

	VOTES		PERCENT		VOTES		PERCENT	
01 = BALLOTS CAST	990							
	VILLAGE OF CRETE TRUSTEE							
	Vote for not more than 3							
					02 = Katrina Seifert*	633	27.71	
					03 = Holly A. Milburn*	625	27.36	
					04 = Steven P. Bruns*	563	24.65	
					05 = Doris Jean Harmon-Warren	463	20.27	
					06 = OVER VOTES	1		
					07 = UNDER VOTES	683		
	-----							
	01	02	03	04	05	06	07	
	-----							
0006 CRETE PCT 001	0	0	0	0	0	0	0	
0008 CRETE PCT 003	1	1	0	0	0	0	2	
0009 CRETE PCT 004	171	111	97	88	80	0	137	
0010 CRETE PCT 005	136	90	96	75	67	0	80	
0011 CRETE PCT 006	94	59	60	54	54	0	55	
0013 CRETE PCT 008	271	175	169	166	109	0	194	
0014 CRETE PCT 009	291	185	186	162	139	1	198	
0016 CRETE PCT 011	26	12	17	18	14	0	17	

I, the undersigned do hereby certify that on April 23, 2019, I canvassed the returns of an election held on April 2, 2019 for VILLAGE OF CRETE, and I proclaim that a total of 990 voters requested and received ballots and I do further certify the number of votes received for each candidate for this office, **and the winners are denoted with an asterisk next to his or her name.**

I further certify that the above is a true and complete Abstract of Votes and was prepared in my presence on April 23, 2019.

*Lauren Staley Ferry*  
 Lauren Staley Ferry, County Clerk  
 The County of Will, Illinois

ABSTRACT OF VOTES

RUN DATE:04/16/19 12:55 PM

Village of Diamond  
CONSOLIDATED ELECTION  
APRIL 2, 2019

OFFICIAL RESULTS

	VOTES	PERCENT		VOTES	PERCENT
01 = BALLOTS CAST	1		VILLAGE OF DIAMOND COMMISSIONER UNEXP 2-YR		
			Vote for not more than 2		
			02 = Mark Adair	0	
			03 = Denise Brown	1	100.00
			04 = OVER VOTES	0	
			05 = UNDER VOTES	1	
	-----				
	01	02	03	04	05
	-----				
0237 REED PCT 001	0	0	0	0	0
0302 WILMINGTON PCT 002	1	0	1	0	1

<p>This political subdivision has been canvassed by the election authority in which their principal office is located.</p>
--

ABSTRACT OF VOTES

RUN DATE:04/16/19 12:55 PM

Village of Elwood  
CONSOLIDATED ELECTION  
APRIL 2, 2019

OFFICIAL RESULTS

	VOTES	PERCENT		VOTES	PERCENT						
01 = BALLOTS CAST	347		VILLAGE OF ELWOOD TRUSTEE FULL								
VILLAGE OF ELWOOD PRESIDENT UNEXP 2-YR			Vote for not more than 3								
Vote for not more than 1			05 = Ronald R. Schmidt	134	15.64						
02 = Douglas J. Jenco*	299	100.00	06 = Tricia Lynn Maas*	227	26.49						
03 = OVER VOTES	0		07 = Mary E. Lopez	156	18.20						
04 = UNDER VOTES	48		08 = Michael James Varman*	180	21.00						
			09 = Darryl P. Lab*	160	18.67						
			10 = OVER VOTES	3							
			11 = UNDER VOTES	175							
	01	02	03	04	05	06	07	08	09	10	11
0105 JACKSON PCT 001	116	107	0	9	41	83	45	64	47	3	59
0106 JACKSON PCT 002	231	192	0	39	93	144	111	116	113	0	116

I, the undersigned do hereby certify that on April 23, 2019, I canvassed the returns of an election held on April 2, 2019 for VILLAGE OF ELWOOD, and I proclaim that a total of 347 voters requested and received ballots and I do further certify the number of votes received for each candidate for this office, **and the winners are denoted with an asterisk next to his or her name.**

I further certify that the above is a true and complete Abstract of Votes and was prepared in my presence on April 23, 2019.

*Lauren Staley Ferry*  
 Lauren Staley Ferry, County Clerk  
 The County of Will, Illinois

ABSTRACT OF VOTES

RUN DATE:04/16/19 12:55 PM

Village of Elwood  
CONSOLIDATED ELECTION  
APRIL 2, 2019

OFFICIAL RESULTS

		VOTES		PERCENT		VOTES		PERCENT	
VILLAGE OF ELWOOD TRUSTEE UNEXP 2-YR									
Vote for not more than 2									
01 = Jodie Ann Bertucci*		229	39.41	04 = Steven Ayers		58	9.98		
02 = Joseph "Spike" Berscheid*		190	32.70	05 = OVER VOTES		4			
03 = Jennifer (Jenny) Tibble		104	17.90	06 = UNDER VOTES		105			
-----									
	01	02	03	04	05	06			
-----									
0105 JACKSON PCT 001	83	70	40	12	2	23			
0106 JACKSON PCT 002	146	120	64	46	2	82			

ABSTRACT OF VOTES

Village of Frankfort  
 CONSOLIDATED ELECTION  
 APRIL 2, 2019

OFFICIAL RESULTS

RUN DATE:04/16/19 12:55 PM

	VOTES PERCENT							VOTES PERCENT	
01 = BALLOTS CAST	2,137								
	VILLAGE OF FRANKFORT TRUSTEE								
	Vote for not more than 3								
	02 = Margaret M. Farina*							1,309	25.98
	03 = Robert J. Kennedy							1,168	23.18
	04 = Adam Borrelli*							1,361	27.01
	05 = Jessica Petrow*							1,200	23.82
	06 = OVER VOTES							0	
	07 = UNDER VOTES							1,373	
	01	02	03	04	05	06	07		
0064 FRANKFORT PCT 008	37	14	19	24	20	0	34		
0067 FRANKFORT PCT 011	308	192	144	185	185	0	218		
0072 FRANKFORT PCT 016	87	51	45	47	46	0	72		
0074 FRANKFORT PCT 018	183	115	117	135	86	0	96		
0077 FRANKFORT PCT 021	196	146	99	130	109	0	104		
0078 FRANKFORT PCT 022	205	120	134	131	109	0	121		
0079 FRANKFORT PCT 023	223	130	137	145	117	0	140		
0080 FRANKFORT PCT 024	116	68	54	62	66	0	98		
0081 FRANKFORT PCT 025	348	211	195	216	211	0	211		
0082 FRANKFORT PCT 026	193	121	112	133	106	0	107		
0083 FRANKFORT PCT 027	150	80	66	96	93	0	115		
0084 FRANKFORT PCT 028	87	59	45	54	50	0	53		
0085 GREEN GARDEN PCT 001	4	2	1	3	2	0	4		
0172 MONEE PCT 001	0	0	0	0	0	0	0		

I, the undersigned do hereby certify that on April 23, 2019, I canvassed the returns of an election held on April 2, 2019 for VILLAGE OF FRANKFORT, and I proclaim that a total of 2,137 voters requested and received ballots and I do further certify the number of votes received for each candidate for this office, **and the winners are denoted with an asterisk next to his or her name.**

I further certify that the above is a true and complete Abstract of Votes and was prepared in my presence on April 23, 2019.

*Lauren Staley Ferry*  
 Lauren Staley Ferry, County Clerk  
 The County of Will, Illinois

ABSTRACT OF VOTES

RUN DATE:04/16/19 12:55 PM

Village of Godley  
CONSOLIDATED ELECTION  
APRIL 2, 2019

OFFICIAL RESULTS

	VOTES	PERCENT		VOTES	PERCENT								
01 = BALLOTS CAST	26		VILLAGE OF GODLEY TRUSTEE UNEXP 2-YR										
VILLAGE OF GODLEY PRESIDENT			Vote for not more than 2										
Vote for not more than 1			11 = NO CANDIDATE FILED	0									
02 = Robert L. Tovey*	23	100.00	12 = OVER VOTES	0									
03 = OVER VOTES	0		13 = UNDER VOTES	52									
04 = UNDER VOTES	3												
VILLAGE OF GODLEY TRUSTEE FULL													
Vote for not more than 3													
05 = Jenny Uehling	16	24.24											
06 = James R. Peters*	16	24.24											
07 = Dan Morris*	19	28.79											
08 = Daniel Butler*	15	22.73											
09 = OVER VOTES	0												
10 = UNDER VOTES	12												
-----													
	01	02	03	04	05	06	07	08	09	10	11	12	13
0239 REED PCT 003	26	23	0	3	16	16	19	15	0	12	0	0	52

I, the undersigned do hereby certify that on April 23, 2019, I canvassed the returns of an election held on April 2, 2019 for VILLAGE OF GODLEY, and I proclaim that a total of 33 voters requested and received ballots and I do further certify the number of votes received for each candidate for this office, **and the winners are denoted with an asterisk next to his or her name.**

I further certify that the above is a true and complete Abstract of Votes and was prepared in my presence on April 23, 2019.

*Lauren Staley Ferry*  
 Lauren Staley Ferry, County Clerk  
 The County of Will, Illinois

Statement of Votes Cast  
 Grundy County, IL  
 Consolidated Election  
 April 2, 2019

Date:04/17/19  
 Time:10:28:11  
 Page:105 of 396

SOVC For Jurisdiction Wide, All Counters, All Races  
 Official Results

		VIL GODLEY PRES						
		Reg. Voters	Vote For	Times Counted	Total Votes	Times Over Voted	Number Of Under Votes	ROBERT L. TOVEY (IND)
Jurisdiction Wide								
AUX SABLE 01								
Polling		-	-	-	-	-	-	-
Pre Election		-	-	-	-	-	-	-
Post Election		-	-	-	-	-	-	-
Total		-	-	-	-	-	-	-
AUX SABLE 02								
Polling		-	-	-	-	-	-	-
Pre Election		-	-	-	-	-	-	-
Post Election		-	-	-	-	-	-	-
Total		-	-	-	-	-	-	-
AUX SABLE 03								
Polling		-	-	-	-	-	-	-
Pre Election		-	-	-	-	-	-	-
Post Election		-	-	-	-	-	-	-
Total		-	-	-	-	-	-	-
AUX SABLE 04								
Polling		-	-	-	-	-	-	-
Pre Election		-	-	-	-	-	-	-
Post Election		-	-	-	-	-	-	-
Total		-	-	-	-	-	-	-
AUX SABLE 05								
Polling		-	-	-	-	-	-	-
Pre Election		-	-	-	-	-	-	-
Post Election		-	-	-	-	-	-	-
Total		-	-	-	-	-	-	-
AUX SABLE 06								
Polling		-	-	-	-	-	-	-
Pre Election		-	-	-	-	-	-	-
Post Election		-	-	-	-	-	-	-
Total		-	-	-	-	-	-	-
AUX SABLE 07								
Polling		-	-	-	-	-	-	-
Pre Election		-	-	-	-	-	-	-
Post Election		-	-	-	-	-	-	-
Total		-	-	-	-	-	-	-
BRACEVILLE 01								
Polling		-	-	-	-	-	-	-
Pre Election		-	-	-	-	-	-	-
Post Election		-	-	-	-	-	-	-
Total		-	-	-	-	-	-	-
BRACEVILLE 02								
Polling		35	1	7	5	0	2	5 100.00%
Pre Election		35	1	0	0	0	0	0
Post Election		35	1	0	0	0	0	0
Total		35	3	7	5	0	2	5 100.00%
BRACEVILLE 03								
Polling		-	-	-	-	-	-	-
Pre Election		-	-	-	-	-	-	-
Post Election		-	-	-	-	-	-	-
Total		-	-	-	-	-	-	-
BRACEVILLE 04								
Polling		-	-	-	-	-	-	-
Pre Election		-	-	-	-	-	-	-
Post Election		-	-	-	-	-	-	-
Total		-	-	-	-	-	-	-
ERIENNA 01								
Polling		-	-	-	-	-	-	-



Statement of Votes Cast  
 Grundy County, IL  
 Consolidated Election

Date:04/17/19  
 Time:10:28:12  
 Page:108 of 396

April 2, 2019  
 SOVC For Jurisdiction Wide, All Counters, All Races  
 Official Results

		VIL GODLEY PRES						
		Reg. Voters	Vote For	Times Counted	Total Votes	Times Over Voted	Number Of Under Votes	ROBERT L. TOVEY (IND)
Post Election		-	-	-	-	-	-	-
Total		-	-	-	-	-	-	-
SARATOGA 04								
Polling		-	-	-	-	-	-	-
Pre Election		-	-	-	-	-	-	-
Post Election		-	-	-	-	-	-	-
Total		-	-	-	-	-	-	-
SARATOGA 05								
Polling		-	-	-	-	-	-	-
Pre Election		-	-	-	-	-	-	-
Post Election		-	-	-	-	-	-	-
Total		-	-	-	-	-	-	-
VIENNA 01								
Polling		-	-	-	-	-	-	-
Pre Election		-	-	-	-	-	-	-
Post Election		-	-	-	-	-	-	-
Total		-	-	-	-	-	-	-
WAUPONSEE 01								
Polling		-	-	-	-	-	-	-
Pre Election		-	-	-	-	-	-	-
Post Election		-	-	-	-	-	-	-
Total		-	-	-	-	-	-	-
WAUPONSEE 02								
Polling		-	-	-	-	-	-	-
Pre Election		-	-	-	-	-	-	-
Post Election		-	-	-	-	-	-	-
Total		-	-	-	-	-	-	-
Total								
Polling		35	1	7	5	0	2	5 100.00%
Pre Election		35	1	0	0	0	0	0
Post Election		35	1	0	0	0	0	0
Total		35	3	7	5	0	2	5 100.00%



Statement of Votes Cast  
 Grundy County, IL  
 Consolidated Election

Date:04/17/19  
 Time:10:28:12  
 Page:112 of 396

April 2, 2019  
 SOVC For Jurisdiction Wide, All Counters, All Races  
 Official Results

VIL GODLEY TRUST 4YR

	Reg. Voters	Vote For	Times Counted	Total Votes	Times Over Voted	Number Of Under Votes	JENNY UEHLING (IND)	JAMES R. PETERS (IND)	DAN MORRIS (IND)
Post Election	-	-	-	-	-	-	-	-	-
Total	-	-	-	-	-	-	-	-	-
SARATOGA 04									
Polling	-	-	-	-	-	-	-	-	-
Pre Election	-	-	-	-	-	-	-	-	-
Post Election	-	-	-	-	-	-	-	-	-
Total	-	-	-	-	-	-	-	-	-
SARATOGA 05									
Polling	-	-	-	-	-	-	-	-	-
Pre Election	-	-	-	-	-	-	-	-	-
Post Election	-	-	-	-	-	-	-	-	-
Total	-	-	-	-	-	-	-	-	-
VIENNA 01									
Polling	-	-	-	-	-	-	-	-	-
Pre Election	-	-	-	-	-	-	-	-	-
Post Election	-	-	-	-	-	-	-	-	-
Total	-	-	-	-	-	-	-	-	-
WAUPONSEE 01									
Polling	-	-	-	-	-	-	-	-	-
Pre Election	-	-	-	-	-	-	-	-	-
Post Election	-	-	-	-	-	-	-	-	-
Total	-	-	-	-	-	-	-	-	-
WAUPONSEE 02									
Polling	-	-	-	-	-	-	-	-	-
Pre Election	-	-	-	-	-	-	-	-	-
Post Election	-	-	-	-	-	-	-	-	-
Total	-	-	-	-	-	-	-	-	-
Total									
Polling	35	3	7	14	1	4	1 7.14%	5 35.71%	4 28.57%
Pre Election	35	3	0	0	0	0	0 -	0 -	0 -
Post Election	35	3	0	0	0	0	0 -	0 -	0 -
Total	35	9	7	14	1	4	1 7.14%	5 35.71%	4 28.57%

Statement of Votes Cast  
 Grundy County, IL  
 Consolidated Election  
 April 2, 2019

Date:04/17/19  
 Time:10:28:12  
 Page:113 of 396

SOVC For Jurisdiction Wide, All Counters, All Races  
 Official Results

	VIL GODLEY TRUST 4YR	DANIEL BUTLER (IND)
Jurisdiction Wide		
AUX SABLE 01		
Polling	-	-
Pre Election	-	-
Post Election	-	-
Total	-	-
AUX SABLE 02		
Polling	-	-
Pre Election	-	-
Post Election	-	-
Total	-	-
AUX SABLE 03		
Polling	-	-
Pre Election	-	-
Post Election	-	-
Total	-	-
AUX SABLE 04		
Polling	-	-
Pre Election	-	-
Post Election	-	-
Total	-	-
AUX SABLE 05		
Polling	-	-
Pre Election	-	-
Post Election	-	-
Total	-	-
AUX SABLE 06		
Polling	-	-
Pre Election	-	-
Post Election	-	-
Total	-	-
AUX SABLE 07		
Polling	-	-
Pre Election	-	-
Post Election	-	-
Total	-	-
BRACEVILLE 01		
Polling	-	-
Pre Election	-	-
Post Election	-	-
Total	-	-
BRACEVILLE 02		
Polling	4 28.57%	-
Pre Election	0	-
Post Election	0	-
Total	4 28.57%	-
BRACEVILLE 03		
Polling	-	-
Pre Election	-	-
Post Election	-	-
Total	-	-
BRACEVILLE 04		
Polling	-	-
Pre Election	-	-
Post Election	-	-
Total	-	-
ERIENNA 01		
Polling	-	-

Statement of Votes Cast  
 Grundy County, IL  
 Consolidated Election  
 April 2, 2019

Date:04/17/19  
 Time:10:28:12  
 Page:116 of 396

SOVC For Jurisdiction Wide, All Counters, All Races  
 Official Results

	VIL GODLEY TRUST 4YR	DANIEL BUTLER (IND)
Post Election	-	-
Total	-	-
SARATOGA 04		
Polling	-	-
Pre Election	-	-
Post Election	-	-
Total	-	-
SARATOGA 05		
Polling	-	-
Pre Election	-	-
Post Election	-	-
Total	-	-
VIENNA 01		
Polling	-	-
Pre Election	-	-
Post Election	-	-
Total	-	-
WAUPONSEE 01		
Polling	-	-
Pre Election	-	-
Post Election	-	-
Total	-	-
WAUPONSEE 02		
Polling	-	-
Pre Election	-	-
Post Election	-	-
Total	-	-
Total		
Polling	4	28.57%
Pre Election	0	-
Post Election	0	-
Total	4	28.57%

ABSTRACT OF VOTES

Village of Homer Glen  
 CONSOLIDATED ELECTION  
 APRIL 2, 2019

OFFICIAL RESULTS

RUN DATE:04/16/19 12:55 PM

	VOTES	PERCENT	VILLAGE OF HOMER GLEN TRUSTEE												VOTES	PERCENT
01 = BALLOTS CAST	2,405		Vote for not more than 3													
VILLAGE OF HOMER GLEN PRESIDENT			08 = Carlo Caprio												1,284	20.81
Vote for not more than 1			09 = Ann Holtz*												1,377	22.32
02 = George Yukich*	2,045	100.00	10 = Ruben Pazmino*												1,321	21.41
03 = OVER VOTES	0		11 = Beth Rodgers*												1,357	21.99
04 = UNDER VOTES	360		12 = Michael Kartsounis												831	13.47
VILLAGE OF HOMER GLEN CLERK			13 = OVER VOTES												5	
Vote for not more than 1			14 = UNDER VOTES												1,030	
05 = Christina Neitzke-Troike*	1,967	100.00														
06 = OVER VOTES	0															
07 = UNDER VOTES	438															
-----																
	01	02	03	04	05	06	07	08	09	10	11	12	13	14		
0087 HOMER PCT 001	31	27	0	4	25	0	6	15	23	13	14	13	0	15		
0088 HOMER PCT 002	205	177	0	28	170	0	35	112	104	107	115	76	0	101		
0089 HOMER PCT 003	155	130	0	25	124	0	31	76	97	84	94	62	0	52		
0090 HOMER PCT 004	159	141	0	18	133	0	26	88	90	89	95	58	0	57		
0091 HOMER PCT 005	159	123	0	36	125	0	34	95	82	112	93	44	0	51		
0092 HOMER PCT 006	130	115	0	15	111	0	19	67	78	62	71	56	2	50		
0093 HOMER PCT 007	236	203	0	33	197	0	39	134	139	127	130	80	0	98		
0094 HOMER PCT 008	161	144	0	17	133	0	28	90	98	88	91	56	0	60		
0095 HOMER PCT 009	130	114	0	16	113	0	17	69	78	74	67	44	0	58		
0096 HOMER PCT 010	138	124	0	14	123	0	15	90	57	68	91	40	1	65		
0097 HOMER PCT 011	227	183	0	44	170	0	57	93	144	110	113	92	1	126		
0098 HOMER PCT 012	240	194	0	46	192	0	48	132	160	140	119	75	1	91		
0100 HOMER PCT 014	111	94	0	17	94	0	17	43	62	59	65	40	0	64		
0102 HOMER PCT 016	140	120	0	20	105	0	35	69	79	72	78	39	0	83		
0103 HOMER PCT 017	181	154	0	27	150	0	31	110	84	116	119	55	0	59		
0181 NEW LENOX PCT 002	2	2	0	0	2	0	0	1	2	0	2	1	0	0		

I, the undersigned do hereby certify that on April 23, 2019, I canvassed the returns of an election held on April 2, 2019 for VILLAGE OF HOMER GLEN, and I proclaim that a total of 2,405 voters requested and received ballots and I do further certify the number of votes received for each candidate for this office, **and the winners are denoted with an asterisk next to his or her name.**

I further certify that the above is a true and complete Abstract of Votes and was prepared in my presence on April 23, 2019.

*Lauren Staley Ferry*  
 Lauren Staley Ferry, County Clerk  
 The County of Will, Illinois

ABSTRACT OF VOTES

RUN DATE:04/16/19 12:55 PM

Village of Lemont  
 CONSOLIDATED ELECTION  
 APRIL 2, 2019

OFFICIAL RESULTS

	VOTES	PERCENT		VOTES	PERCENT
01 = BALLOTS CAST	2		VILLAGE OF LEMONT QUESTION 2 WATER AND SEWER SYSTEMS		
VILLAGE OF LEMONT TRUSTEE			Vote for not more than 1		
Vote for not more than 3			12 = YES	0	
02 = Janelle Kittridge	0		13 = NO	0	
03 = Ron Stapleton	2	100.00	14 = OVER VOTES	0	
04 = Rick Sniegowski	0		15 = UNDER VOTES	2	
05 = Traci Sarpalius	0				
06 = OVER VOTES	0				
07 = UNDER VOTES	4				
VILLAGE OF LEMONT QUESTION 1					
ROADS, ALLEYS, PATHS, AND SIDEWALKS					
Vote for not more than 1					
08 = YES	0				
09 = NO	0				
10 = OVER VOTES	0				
11 = UNDER VOTES	2				

-----															
01	02	03	04	05	06	07	08	09	10	11	12	13	14	15	
-----															
0051 DU PAGE PCT 033	2	0	2	0	0	0	4	0	0	0	2	0	0	0	2
0087 HOMER PCT 001	0	0	0	0	0	0	0	0	0	0	0	0	0	0	0

This political subdivision has been canvassed by the election authority in which their principal office is located.

ABSTRACT OF VOTES

RUN DATE:04/16/19 12:55 PM

Village of Lemont  
CONSOLIDATED ELECTION  
APRIL 2, 2019

OFFICIAL RESULTS

	VOTES	PERCENT		VOTES	PERCENT
VILLAGE OF LEMONT QUESTION 3 SALES TAX					
Vote for not more than 1					
01 = YES	1	100.00	03 = OVER VOTES	0	
02 = NO	0		04 = UNDER VOTES	1	
	-----				
	01	02	03	04	
	-----				
0051 DU PAGE PCT 033	1	0	0	1	
0087 HOMER PCT 001	0	0	0	0	

<p>This political subdivision has been canvassed by the election authority in which their principal office is located.</p>
--



ABSTRACT OF VOTES

Village of Manhattan  
 CONSOLIDATED ELECTION  
 APRIL 2, 2019

OFFICIAL RESULTS

RUN DATE:04/16/19 12:55 PM

	VOTES		PERCENT				VOTES		PERCENT	
01 = BALLOTS CAST	609				VILLAGE OF MANHATTAN TRUSTEE					
					Vote for not more than 3					
					02 = James M. Reeves		270		19.12	
					03 = Erin E. McDonough*		362		25.64	
					04 = Robert A. Dilling*		317		22.45	
					05 = Howard Young		159		11.26	
					06 = Michael R. Naughton*		304		21.53	
					07 = OVER VOTES		0			
					08 = UNDER VOTES		415			
-----										
	01	02	03	04	05	06	07	08		
-----										
0168 MANHATTAN PCT 001	134	59	85	60	35	67	0	96		
0169 MANHATTAN PCT 002	261	97	126	161	73	119	0	207		
0170 MANHATTAN PCT 003	60	38	46	24	20	37	0	15		
0171 MANHATTAN PCT 004	154	76	105	72	31	81	0	97		

I, the undersigned do hereby certify that on April 23, 2019, I canvassed the returns of an election held on April 2, 2019 for VILLAGE OF MANHATTAN, and I proclaim that a total of 609 voters requested and received ballots and I do further certify the number of votes received for each candidate for this office, **and the winners are denoted with an asterisk next to his or her name.**

I further certify that the above is a true and complete Abstract of Votes and was prepared in my presence on April 23, 2019.

*Lauren Staley Ferry*  
 Lauren Staley Ferry, County Clerk  
 The County of Will, Illinois

ABSTRACT OF VOTES

RUN DATE:04/16/19 12:55 PM

Village of Minooka  
CONSOLIDATED ELECTION  
APRIL 2, 2019

OFFICIAL RESULTS

	VOTES	PERCENT							VOTES	PERCENT
01 = BALLOTS CAST	161		VILLAGE OF MINOOKA TRUSTEE							
			Vote for not more than 3							
								85	23.10	
								42	11.41	
								54	14.67	
								98	26.63	
								89	24.18	
								0		
								115		
			01	02	03	04	05	06	07	08
0001 CHANNAHON PCT 001	161		85	42	54	98	89	0	115	

<p>This political subdivision has been canvassed by the election authority in which their principal office is located.</p>
--

ABSTRACT OF VOTES

Village of Mokena  
 CONSOLIDATED ELECTION  
 APRIL 2, 2019

OFFICIAL RESULTS

RUN DATE:04/16/19 12:55 PM

	VOTES	PERCENT		VOTES	PERCENT
01 = BALLOTS CAST	2,156		VILLAGE OF MOKENA TRUSTEE UNEXP 2-YR		
VILLAGE OF MOKENA CLERK UNEXP 2-YR			Vote for not more than 1		
Vote for not more than 1			10 = Jillian Hersted*	1,677	100.00
02 = Melissa Martini*	1,761	100.00	11 = OVER VOTES	0	
03 = OVER VOTES	0		12 = UNDER VOTES	479	
04 = UNDER VOTES	395				
VILLAGE OF MOKENA TRUSTEE FULL					
Vote for not more than 3					
05 = Deborah Engler*	1,513	35.59			
06 = Joseph E. Budzyn*	1,345	31.64			
07 = James M. Richmond*	1,393	32.77			
08 = OVER VOTES	0				
09 = UNDER VOTES	2,217				

	01	02	03	04	05	06	07	08	09	10	11	12
0057 FRANKFORT PCT 001	210	169	0	41	152	128	137	0	213	161	0	49
0058 FRANKFORT PCT 002	202	168	0	34	145	126	132	0	203	157	0	45
0060 FRANKFORT PCT 004	111	91	0	20	83	72	68	0	110	87	0	24
0061 FRANKFORT PCT 005	289	242	0	47	196	171	176	0	324	228	0	61
0062 FRANKFORT PCT 006	242	199	0	43	179	160	157	0	230	190	0	52
0063 FRANKFORT PCT 007	201	166	0	35	143	128	135	0	197	159	0	42
0064 FRANKFORT PCT 008	0	0	0	0	0	0	0	0	0	0	0	0
0068 FRANKFORT PCT 012	304	255	0	49	221	191	221	0	279	245	0	59
0069 FRANKFORT PCT 013	188	154	0	34	125	111	112	0	216	144	0	44
0073 FRANKFORT PCT 017	321	238	0	83	200	192	191	0	380	231	0	90
0186 NEW LENOX PCT 007	54	48	0	6	41	37	38	0	46	46	0	8
0187 NEW LENOX PCT 008	34	31	0	3	28	29	26	0	19	29	0	5

I, the undersigned do hereby certify that on April 23, 2019, I canvassed the returns of an election held on April 2, 2019 for VILLAGE OF MOKENA, and I proclaim that a total of 2,156 voters requested and received ballots and I do further certify the number of votes received for each candidate for this office, **and the winners are denoted with an asterisk next to his or her name.**

I further certify that the above is a true and complete Abstract of Votes and was prepared in my presence on April 23, 2019.

*Lauren Staley Ferry*  
 Lauren Staley Ferry, County Clerk  
 The County of Will, Illinois

ABSTRACT OF VOTES

RUN DATE:04/16/19 12:55 PM

Village of Monee  
CONSOLIDATED ELECTION  
APRIL 2, 2019

OFFICIAL RESULTS

	VOTES		PERCENT		VOTES		PERCENT		
01 = BALLOTS CAST	510								
	VILLAGE OF MONEE TRUSTEE								
	Vote for not more than 3								
	02 = Heidi Gonzalez*							328	29.16
	03 = Scott Youdris*							288	25.60
	04 = William Gray							238	21.16
	05 = Michael E. Wilson*							271	24.09
	06 = OVER VOTES							0	
	07 = UNDER VOTES							405	
	-----								
	01	02	03	04	05	06	07		
	-----								
0172 MONEE PCT 001	0	0	0	0	0	0	0		
0174 MONEE PCT 003	168	101	100	66	88	0	149		
0175 MONEE PCT 004	224	151	108	109	133	0	171		
0179 MONEE PCT 008	118	76	80	63	50	0	85		

I, the undersigned do hereby certify that on April 23, 2019, I canvassed the returns of an election held on April 2, 2019 for VILLAGE OF MONEE, and I proclaim that a total of 510 voters requested and received ballots and I do further certify the number of votes received for each candidate for this office, **and the winners are denoted with an asterisk next to his or her name.**

I further certify that the above is a true and complete Abstract of Votes and was prepared in my presence on April 23, 2019.

*Lauren Staley Ferry*  
 Lauren Staley Ferry, County Clerk  
 The County of Will, Illinois

ABSTRACT OF VOTES

RUN DATE:04/16/19 12:55 PM

Village of New Lenox  
 CONSOLIDATED ELECTION  
 APRIL 2, 2019

OFFICIAL RESULTS

	VOTES	PERCENT	VILLAGE OF NEW LENOX TRUSTEE										VOTES	PERCENT
01 = BALLOTS CAST	1,848		Vote for not more than 3											
VILLAGE OF NEW LENOX MAYOR			05 = Brian T. O'Leary										1,007	22.70
Vote for not more than 1			06 = Keith C. Madsen*										1,113	25.09
02 = Timothy A. Baldermann*	1,588	100.00	07 = Douglas E. Finnegan*										1,205	27.16
03 = OVER VOTES	0		08 = David L. Butterfield*										1,111	25.05
04 = UNDER VOTES	260		09 = OVER VOTES										1	
			10 = UNDER VOTES										1,105	
			01	02	03	04	05	06	07	08	09	10		
0102 HOMER PCT 016	0	0	0	0	0	0	0	0	0	0	0	0	0	0
0181 NEW LENOX PCT 002	29	26	0	3	12	22	22	22	21	0	0	10	0	10
0183 NEW LENOX PCT 004	50	39	0	11	17	36	28	37	37	0	0	32	0	32
0184 NEW LENOX PCT 005	117	96	0	21	62	73	71	69	69	0	0	76	0	76
0185 NEW LENOX PCT 006	45	35	0	10	26	22	25	20	20	0	0	42	0	42
0186 NEW LENOX PCT 007	7	7	0	0	4	5	5	5	5	0	0	2	0	2
0187 NEW LENOX PCT 008	30	26	0	4	21	16	21	17	17	0	0	15	0	15
0188 NEW LENOX PCT 009	73	64	0	9	35	36	49	44	44	0	0	55	0	55
0189 NEW LENOX PCT 010	215	188	0	27	114	130	141	143	143	0	0	117	0	117
0190 NEW LENOX PCT 011	145	116	0	29	78	81	95	89	89	0	0	92	0	92
0191 NEW LENOX PCT 012	95	83	0	12	41	63	62	61	61	0	0	58	0	58
0192 NEW LENOX PCT 013	83	73	0	10	34	56	69	47	47	0	0	43	0	43
0193 NEW LENOX PCT 014	103	96	0	7	60	55	65	60	60	1	1	66	0	66
0194 NEW LENOX PCT 015	211	171	0	40	164	91	119	83	83	0	0	176	0	176
0195 NEW LENOX PCT 016	189	165	0	24	94	121	120	129	129	0	0	103	0	103
0196 NEW LENOX PCT 017	112	101	0	11	62	74	75	78	78	0	0	47	0	47
0197 NEW LENOX PCT 018	128	110	0	18	66	84	85	83	83	0	0	66	0	66
0198 NEW LENOX PCT 019	108	92	0	16	64	78	75	57	57	0	0	50	0	50
0199 NEW LENOX PCT 020	108	100	0	8	53	70	78	68	68	0	0	55	0	55

I, the undersigned do hereby certify that on April 23, 2019, I canvassed the returns of an election held on April 2, 2019 for VILLAGE OF NEW LENOX, and I proclaim that a total of 1,848 voters requested and received ballots and I do further certify the number of votes received for each candidate for this office, **and the winners are denoted with an asterisk next to his or her name.**

I further certify that the above is a true and complete Abstract of Votes and was prepared in my presence on April 23, 2019.

*Lauren Staley Ferry*  
 Lauren Staley Ferry, County Clerk  
 The County of Will, Illinois

ABSTRACT OF VOTES

RUN DATE:04/16/19 12:55 PM

Village of Orland Park  
 CONSOLIDATED ELECTION  
 APRIL 2, 2019

OFFICIAL RESULTS

	VOTES	PERCENT		VOTES	PERCENT				
01 = BALLOTS CAST	51		VILLAGE OF ORLAND PARK TRUSTEE						
			Vote for not more than 3						
			02 = William R. Healy	23	15.86				
			03 = Michael R. Milani	24	16.55				
			04 = Cynthia Nelson Katsenes	26	17.93				
			05 = Carole Griffin Ruzich	29	20.00				
			06 = Kelly O'Brien	22	15.17				
			07 = Devin Hodge	21	14.48				
			08 = OVER VOTES	0					
			09 = UNDER VOTES	8					
	-----								
	01	02	03	04	05	06	07	08	09
0058 FRANKFORT PCT 002	51	23	24	26	29	22	21	0	8
	-----								

This political subdivision has been canvassed by the election authority in which their principal office is located.

ABSTRACT OF VOTES

RUN DATE:04/16/19 12:55 PM

Village of Park Forest  
 CONSOLIDATED ELECTION  
 APRIL 2, 2019

OFFICIAL RESULTS

	VOTES	PERCENT	VILLAGE OF PARK FOREST TRUSTEE										VOTES	PERCENT
01 = BALLOTS CAST	283		Vote for not more than 3											
VILLAGE OF PARK FOREST MAYOR			08 = Tiffani Graham										189	38.26
Vote for not more than 1			09 = Candyce Herron										148	29.96
02 = Jonathan Vanderbilt	90	31.91	10 = Joseph Woods										157	31.78
03 = Mae Brandon	144	51.06	11 = OVER VOTES										0	
04 = JeRome Brown	43	15.25	12 = UNDER VOTES										355	
05 = WRITE-IN	5	1.77												
06 = OVER VOTES	0													
07 = UNDER VOTES	1													
			-----											
	01	02	03	04	05	06	07	08	09	10	11	12		
	-----													
0006 CRETE PCT 001	60	10	21	28	0	0	1	39	33	26	0	82		
0172 MONEE PCT 001	138	50	75	9	4	0	0	90	68	82	0	174		
0173 MONEE PCT 002	85	30	48	6	1	0	0	60	47	49	0	99		

This political subdivision has been canvassed by the election authority in which their principal office is located.

ABSTRACT OF VOTES

RUN DATE:04/16/19 12:55 PM

Village of Peotone  
 CONSOLIDATED ELECTION  
 APRIL 2, 2019

OFFICIAL RESULTS

	VOTES	PERCENT	VILLAGE OF PEOTONE TRUSTEE UNEXP 2-YR								VOTES	PERCENT
01 = BALLOTS CAST	279		Vote for not more than 2									
VILLAGE OF PEOTONE TRUSTEE FULL			07 = D. Wayne Parker*								185	45.45
Vote for not more than 3			08 = Shelley Marevka*								222	54.55
02 = Peter J. March*	201	37.22	09 = OVER VOTES								0	
03 = Patrick J. Bowden*	189	35.00	10 = UNDER VOTES								151	
04 = Michael R. Jones*	150	27.78										
05 = OVER VOTES	0											
06 = UNDER VOTES	297											
-----												
	01	02	03	04	05	06	07	08	09	10		
-----												
0200 PEOTONE PCT 001	138	104	100	76	0	134	97	103	0	76		
0201 PEOTONE PCT 002	109	76	71	54	0	126	68	91	0	59		
0300 WILL PCT 001	32	21	18	20	0	37	20	28	0	16		

I, the undersigned do hereby certify that on April 23, 2019, I canvassed the returns of an election held on April 2, 2019 for VILLAGE OF PEOTONE, and I proclaim that a total of 279 voters requested and received ballots and I do further certify the number of votes received for each candidate for this office, **and the winners are denoted with an asterisk next to his or her name.**

I further certify that the above is a true and complete Abstract of Votes and was prepared in my presence on April 23, 2019.

*Lauren Staley Ferry*  
 Lauren Staley Ferry, County Clerk  
 The County of Will, Illinois



RUN DATE:04/16/19 12:55 PM

	VOTES PERCENT								VOTES PERCENT	
	01	02	03	04	05	06	07	08		
01 = BALLOTS CAST	2,088									
VILLAGE OF PLAINFIELD TRUSTEE										
Vote for not more than 3										
	02 = Brian "Wojo" Wojowski*								1,130	22.25
	03 = Bill Lamb								957	18.84
	04 = Kevin M. Calkins*								1,123	22.11
	05 = Mohammed F Faheem								829	16.32
	06 = Harry Benton*								1,040	20.48
	07 = OVER VOTES								1	
	08 = UNDER VOTES								1,182	
0202 PLAINFIELD PCT 001	149	60	39	106	90	106	0	46		
0203 PLAINFIELD PCT 002	115	44	41	77	69	67	0	47		
0204 PLAINFIELD PCT 003	60	40	37	32	16	33	0	22		
0209 PLAINFIELD PCT 008	152	59	51	100	77	87	0	82		
0210 PLAINFIELD PCT 009	128	80	72	79	45	51	0	57		
0211 PLAINFIELD PCT 010	191	111	97	117	50	76	1	119		
0214 PLAINFIELD PCT 013	75	40	36	45	29	34	0	41		
0215 PLAINFIELD PCT 014	177	99	81	96	81	64	0	110		
0216 PLAINFIELD PCT 015	95	64	39	62	28	51	0	41		
0217 PLAINFIELD PCT 016	43	28	21	22	12	30	0	16		
0223 PLAINFIELD PCT 022	22	9	16	15	5	11	0	10		
0266 WHEATLAND PCT 001	105	60	48	46	37	43	0	81		
0281 WHEATLAND PCT 016	18	8	8	13	8	7	0	10		
0288 WHEATLAND PCT 023	115	65	47	49	46	42	0	96		
0290 WHEATLAND PCT 025	83	48	46	39	31	37	0	48		
0291 WHEATLAND PCT 026	134	98	99	49	31	54	0	71		
0292 WHEATLAND PCT 027	0	0	0	0	0	0	0	0		
0293 WHEATLAND PCT 028	102	55	48	42	44	49	0	68		
0294 WHEATLAND PCT 029	185	84	66	71	88	122	0	124		
0295 WHEATLAND PCT 030	139	78	65	63	42	76	0	93		

I, the undersigned do hereby certify that on April 23, 2019, I canvassed the returns of an election held on April 2, 2019 for VILLAGE OF PLAINFIELD, and I proclaim that a total of 2,289 voters requested and received ballots and I do further certify the number of votes received for each candidate for this office, **and the winners are denoted with an asterisk next to his or her name.**

I further certify that the above is a true and complete Abstract of Votes and was prepared in my presence on April 23, 2019.

*Lauren Staley Ferry*  
 Lauren Staley Ferry, County Clerk  
 The County of Will, Illinois



ABSTRACT OF VOTES

RUN DATE:04/16/19 12:55 PM

Village of Rockdale  
CONSOLIDATED ELECTION  
APRIL 2, 2019

OFFICIAL RESULTS

	VOTES	PERCENT		VOTES	PERCENT	
01 = BALLOTS CAST	118		VILLAGE OF ROCKDALE TRUSTEE			
			Vote for not more than 3			
			02 = Matt Cooling*	79	33.33	
			03 = Frederick S. Stadler*	76	32.07	
			04 = Robert Scheidt*	82	34.60	
			05 = OVER VOTES	0		
			06 = UNDER VOTES	117		
	-----					
	01	02	03	04	05	06
	-----					
0139 JOLIET PCT 033	118	79	76	82	0	117

I, the undersigned do hereby certify that on April 23, 2019, I canvassed the returns of an election held on April 2, 2019 for VILLAGE OF ROCKDALE, and I proclaim that a total of 118 voters requested and received ballots and I do further certify the number of votes received for each candidate for this office, **and the winners are denoted with an asterisk next to his or her name.**

I further certify that the above is a true and complete Abstract of Votes and was prepared in my presence on April 23, 2019.

*Lauren Staley Ferry*  
 Lauren Staley Ferry, County Clerk  
 The County of Will, Illinois

ABSTRACT OF VOTES

RUN DATE:04/16/19 12:55 PM

Village of Romeoville  
 CONSOLIDATED ELECTION  
 APRIL 2, 2019

OFFICIAL RESULTS

	VOTES PERCENT						VOTES PERCENT	
01 = BALLOTS CAST	1,701							
	VILLAGE OF ROMEOVILLE TRUSTEE							
	Vote for not more than 3							
	02 = Linda S. Palmiter*						1,301	34.84
	03 = Kenneth C. Griffin*						1,234	33.05
	04 = Lourdes Aguirre*						1,199	32.11
	05 = OVER VOTES						0	
	06 = UNDER VOTES						1,369	
	01	02	03	04	05	06		
0042 DU PAGE PCT 024	0	0	0	0	0	0		
0050 DU PAGE PCT 032	194	152	146	148	0	136		
0051 DU PAGE PCT 033	102	81	70	70	0	85		
0053 DU PAGE PCT 035	29	19	17	18	0	33		
0054 DU PAGE PCT 036	214	178	158	160	0	146		
0055 DU PAGE PCT 037	151	120	110	113	0	110		
0145 LOCKPORT PCT 002	142	101	99	95	0	131		
0146 LOCKPORT PCT 003	106	77	63	69	0	109		
0147 LOCKPORT PCT 004	74	57	50	47	0	68		
0149 LOCKPORT PCT 006	25	16	15	16	0	28		
0150 LOCKPORT PCT 007	103	80	75	76	0	78		
0151 LOCKPORT PCT 008	65	50	47	43	0	55		
0152 LOCKPORT PCT 009	343	256	288	240	0	245		
0207 PLAINFIELD PCT 006	27	20	17	18	0	26		
0208 PLAINFIELD PCT 007	56	39	36	38	0	55		
0212 PLAINFIELD PCT 011	17	16	10	11	0	14		
0213 PLAINFIELD PCT 012	53	39	33	37	0	50		

I, the undersigned do hereby certify that on April 23, 2019, I canvassed the returns of an election held on April 2, 2019 for VILLAGE OF ROMEOVILLE, and I proclaim that a total of 1,701 voters requested and received ballots and I do further certify the number of votes received for each candidate for this office, **and the winners are denoted with an asterisk next to his or her name.**

I further certify that the above is a true and complete Abstract of Votes and was prepared in my presence on April 23, 2019.

*Lauren Staley Ferry*  
 Lauren Staley Ferry, County Clerk  
 The County of Will, Illinois

ABSTRACT OF VOTES

RUN DATE:04/16/19 12:55 PM

Village of Shorewood  
 CONSOLIDATED ELECTION  
 APRIL 2, 2019

OFFICIAL RESULTS

	VOTES	PERCENT	VILLAGE OF SHOREWOOD TRUSTEE							VOTES	PERCENT
01 = BALLOTS CAST	2,775		Vote for not more than 3								
VILLAGE OF SHOREWOOD CLERK UNEXP 2-YR			05 = Stevan A. Brockman*							1,656	32.52
Vote for not more than 1			06 = Barbara "Cookie" Kirkland*							1,826	35.86
02 = Diane Lambert*	2,254	100.00	07 = Anthony M. "Tony" Luciano*							1,610	31.62
03 = OVER VOTES	0		08 = OVER VOTES							0	
04 = UNDER VOTES	521		09 = UNDER VOTES							3,233	
			01	02	03	04	05	06	07	08	09
0246 TROY PCT 007	203	178	0	25	123	141	120	0	225		
0247 TROY PCT 008	7	7	0	0	5	5	5	0	6		
0249 TROY PCT 010	249	204	0	45	152	174	152	0	269		
0250 TROY PCT 011	0	0	0	0	0	0	0	0	0		
0252 TROY PCT 013	629	519	0	110	382	423	397	0	685		
0253 TROY PCT 014	353	289	0	64	243	235	203	0	378		
0254 TROY PCT 015	243	192	0	51	144	175	133	0	277		
0256 TROY PCT 017	331	259	0	72	196	206	188	0	403		
0259 TROY PCT 020	430	355	0	75	255	271	247	0	517		
0260 TROY PCT 021	330	251	0	79	156	196	165	0	473		

I, the undersigned do hereby certify that on April 23, 2019, I canvassed the returns of an election held on April 2, 2019 for VILLAGE OF SHOREWOOD, and I proclaim that a total of 2,775 voters requested and received ballots and I do further certify the number of votes received for each candidate for this office, **and the winners are denoted with an asterisk next to his or her name.**

I further certify that the above is a true and complete Abstract of Votes and was prepared in my presence on April 23, 2019.

*Lauren Staley Ferry*  
 Lauren Staley Ferry, County Clerk  
 The County of Will, Illinois

ABSTRACT OF VOTES

RUN DATE:04/16/19 12:55 PM

Village of Steger  
 CONSOLIDATED ELECTION  
 APRIL 2, 2019

OFFICIAL RESULTS

	VOTES	PERCENT	VILLAGE OF STEGER REFERENDUM								VOTES	PERCENT
01 = BALLOTS CAST	258		Vote for not more than 1									
VILLAGE OF STEGER TRUSTEE			07 = YES								99	38.82
Vote for not more than 3			08 = NO								156	61.18
02 = William J. Joyce	182	34.67	09 = OVER VOTES								0	
03 = Mark E. Kozy	173	32.95	10 = UNDER VOTES								3	
04 = Timothy J. Perchinski	170	32.38										
05 = OVER VOTES	0											
06 = UNDER VOTES	249											
			01	02	03	04	05	06	07	08	09	10
0006 CRETE PCT 001			1	1	1	1	0	0	0	1	0	0
0007 CRETE PCT 002			111	80	78	73	0	102	37	74	0	0
0008 CRETE PCT 003			132	90	81	85	0	140	54	75	0	3
0009 CRETE PCT 004			14	11	13	11	0	7	8	6	0	0

This political subdivision has been canvassed by the election authority in which their principal office is located.

ABSTRACT OF VOTES

RUN DATE:04/16/19 12:55 PM

Village of Symerton  
 CONSOLIDATED ELECTION  
 APRIL 2, 2019

OFFICIAL RESULTS

	VOTES	PERCENT		VOTES	PERCENT											
01 = BALLOTS CAST	20		VILLAGE OF SYMERTON TRUSTEE FULL													
VILLAGE OF SYMERTON PRESIDENT			Vote for not more than 3													
Vote for not more than 1			08 = Jerry Grygial*	11	21.57											
02 = Eli Geiss*	16	100.00	09 = Martin Ruzella*	16	31.37											
03 = OVER VOTES	0		10 = Rich Kooyenga*	14	27.45											
04 = UNDER VOTES	4		11 = Lori Kohl	10	19.61											
VILLAGE OF SYMERTON CLERK			12 = OVER VOTES	0												
Vote for not more than 1			13 = UNDER VOTES	9												
05 = Brandi Geiss*	16	100.00	VILLAGE OF SYMERTON TRUSTEE UNEXP 2-YR													
06 = OVER VOTES	0		Vote for not more than 1													
07 = UNDER VOTES	4		14 = Karey Taylor*	16	100.00											
			15 = OVER VOTES	0												
			16 = UNDER VOTES	4												
-----																
	01	02	03	04	05	06	07	08	09	10	11	12	13	14	15	16
0056 FLORENCE PCT 001	20	16	0	4	16	0	4	11	16	14	10	0	9	16	0	4

I, the undersigned do hereby certify that on April 23, 2019, I canvassed the returns of an election held on April 2, 2019 for VILLAGE OF SYMERTON, and I proclaim that a total of 20 voters requested and received ballots and I do further certify the number of votes received for each candidate for this office, **and the winners are denoted with an asterisk next to his or her name.**

I further certify that the above is a true and complete Abstract of Votes and was prepared in my presence on April 23, 2019.

*Lauren Staley Ferry*  
 Lauren Staley Ferry, County Clerk  
 The County of Will, Illinois

ABSTRACT OF VOTES

Village of Tinley Park  
 CONSOLIDATED ELECTION  
 APRIL 2, 2019

OFFICIAL RESULTS

RUN DATE:04/16/19 12:55 PM

		VOTES PERCENT		VILLAGE OF TINLEY PARK TRUSTEE											VOTES PERCENT	
01 = BALLOTS CAST		880		Vote for not more than 3												
				02 = Michael J. Pannitto											141	5.63
				03 = John W. McGuire											132	5.27
				04 = John A. Curran											131	5.23
				05 = William Brennan											581	23.18
				06 = Diane Galante											595	23.74
				07 = Michael Mueller											619	24.70
				08 = Jeffrey A. Mech											119	4.75
				09 = Brian Godlewski											188	7.50
				10 = OVER VOTES											1	
				11 = UNDER VOTES											131	
				-----												
		01	02	03	04	05	06	07	08	09	10	11				
0059 FRANKFORT PCT 003		329	52	47	40	223	229	244	36	65	0	51				
0064 FRANKFORT PCT 008		54	12	9	9	28	30	30	13	15	0	16				
0065 FRANKFORT PCT 009		210	34	32	38	127	129	139	34	61	0	36				
0066 FRANKFORT PCT 010		287	43	44	44	203	207	206	36	47	1	28				
0070 FRANKFORT PCT 014		0	0	0	0	0	0	0	0	0	0	0				

This political subdivision has been canvassed by the election authority in which their principal office is located.



ABSTRACT OF VOTES

RUN DATE:04/16/19 12:55 PM

Village of University Pk  
 CONSOLIDATED ELECTION  
 APRIL 2, 2019

OFFICIAL RESULTS

	VOTES	PERCENT		VOTES	PERCENT						
01 = BALLOTS CAST	1,231		VILLAGE OF UNIVERSITY PARK CLERK								
VILLAGE OF UNIVERSITY PARK MAYOR			Vote for not more than 1								
Vote for not more than 1			08 = Dianne R. Gonnigan	546	45.54						
02 = Joseph E. Roudez, III*	414	33.69	09 = Dorothy "Dee" Jones*	653	54.46						
03 = Nakia K. Hall	312	25.39	10 = OVER VOTES	1							
04 = Vivian E. Covington	406	33.03	11 = UNDER VOTES	31							
05 = Vanessa "Star" Lawson	97	7.89									
06 = OVER VOTES	0										
07 = UNDER VOTES	2										
	-----										
	01	02	03	04	05	06	07	08	09	10	11
	-----										
0006 CRETE PCT 001	73	22	15	33	3	0	0	34	37	1	1
0172 MONEE PCT 001	0	0	0	0	0	0	0	0	0	0	0
0173 MONEE PCT 002	206	59	56	74	17	0	0	100	105	0	1
0176 MONEE PCT 005	297	100	85	97	15	0	0	117	173	0	7
0177 MONEE PCT 006	251	101	51	78	20	0	1	114	127	0	10
0178 MONEE PCT 007	404	132	105	124	42	0	1	181	211	0	12
0179 MONEE PCT 008	0	0	0	0	0	0	0	0	0	0	0

I, the undersigned do hereby certify that on April 23, 2019, I canvassed the returns of an election held on April 2, 2019 for VILLAGE OF UNIVERSITY PARK, and I proclaim that a total of 1,238 voters requested and received ballots and I do further certify the number of votes received for each candidate for this office, **and the winners are denoted with an asterisk next to his or her name.**

I further certify that the above is a true and complete Abstract of Votes and was prepared in my presence on April 23, 2019.

*Lauren Staley Ferry*  
 Lauren Staley Ferry, County Clerk  
 The County of Will, Illinois



**1 Mayor, University Park**

									1	Vanessa "Star" Lawson	2	2					
								1	Vivian E. Covington	2	2	2					
								1	Nakia K. Hall	2	2	2					
								1	Joseph E. Roudez, III	1	1	1					
									Turnout (%)	3.59		3.59					
									Ballots Cast	7		7					
									Registered	195		195					
									Total								
9000038									Total								
Rich									Total								



**1 Trustee, Village of University Park**

	1	1	1	1	1	1	1	1	1	1			
9000038													
Rich													

ABSTRACT OF VOTES

RUN DATE:04/16/19 12:55 PM

Village of Woodridge  
CONSOLIDATED ELECTION  
APRIL 2, 2019

OFFICIAL RESULTS

	VOTES	PERCENT		VOTES	PERCENT
01 = BALLOTS CAST	1		VILLAGE OF WOODRIDGE TRUSTEE		
			Vote for not more than 3		
			02 = Magin "Mike" Martinez	1	33.33
			03 = Mary Anne Blair	1	33.33
			04 = Greg Abbott	1	33.33
			05 = OVER VOTES	0	
			06 = UNDER VOTES	0	
	-----				
	01	02	03	04	05
	-----				
0023 DU PAGE PCT 005	1	1	1	1	0
0051 DU PAGE PCT 033	0	0	0	0	0

This political subdivision has been canvassed by the election authority in which their principal office is located.

A stylized graphic of the state of Illinois. The background is dark blue with several light blue stars scattered across it. The outline of the state is filled with a light blue color. In the bottom right corner, there are diagonal stripes in red, white, and blue, resembling the American flag. The text "PARK DISTRICTS" is centered over the map in a bold, white, sans-serif font.

**PARK  
DISTRICTS**

RUN DATE:04/16/19 12:55 PM

01 = BALLOTS CAST

VOTES	PERCENT	BOLINGBROOK PARK COMMISSIONER	VOTES	PERCENT
7,491		Vote for not more than 3		
		02 = Nicola Edmunds	1,141	5.77
		03 = Jerry L. Hix*	3,422	17.30
		04 = Saud M. Gazanfer	2,449	12.38
		05 = AI Traczek	3,189	16.12
		06 = Sue Vastalo*	3,467	17.52
		07 = Dorothy J. Andrews*	3,491	17.64
		08 = Deneen Lenoir	2,626	13.27
		09 = OVER VOTES	9	
		10 = UNDER VOTES	2,661	

	01	02	03	04	05	06	07	08	09	10
0022 DU PAGE PCT 004	202	29	96	68	81	92	78	65	0	97
0023 DU PAGE PCT 005	248	21	133	81	117	128	109	86	0	69
0024 DU PAGE PCT 006	259	34	136	73	133	140	100	82	0	79
0026 DU PAGE PCT 008	255	37	118	88	107	127	125	91	0	72
0027 DU PAGE PCT 009	203	46	96	58	94	95	77	67	0	76
0028 DU PAGE PCT 010	295	42	122	114	108	125	138	107	0	129
0029 DU PAGE PCT 011	253	46	117	70	120	136	113	85	0	72
0030 DU PAGE PCT 012	249	41	142	47	132	150	97	70	2	62
0031 DU PAGE PCT 013	242	54	96	87	88	97	138	84	1	79
0032 DU PAGE PCT 014	301	37	140	92	124	152	131	107	1	117
0033 DU PAGE PCT 015	246	36	108	75	106	115	114	90	1	91
0034 DU PAGE PCT 016	305	42	125	140	111	110	167	131	0	89
0035 DU PAGE PCT 017	284	43	134	95	116	129	143	98	0	94
0036 DU PAGE PCT 018	246	38	141	56	133	140	96	64	0	70
0037 DU PAGE PCT 019	207	29	105	60	89	110	87	62	0	79
0038 DU PAGE PCT 020	182	30	91	51	82	87	79	58	2	62
0039 DU PAGE PCT 021	245	31	125	55	121	119	115	71	0	98
0040 DU PAGE PCT 022	310	50	147	90	151	151	131	107	0	103
0041 DU PAGE PCT 023	324	52	117	130	108	125	176	130	0	134
0042 DU PAGE PCT 024	199	32	100	51	90	98	97	65	0	64
0043 DU PAGE PCT 025	223	38	111	53	109	108	100	75	0	75
0044 DU PAGE PCT 026	214	32	118	49	110	118	85	63	0	67
0045 DU PAGE PCT 027	239	26	89	92	82	96	129	97	0	106
0046 DU PAGE PCT 028	205	33	87	69	80	87	106	75	0	78
0047 DU PAGE PCT 029	243	42	91	97	95	88	107	95	0	114
0048 DU PAGE PCT 030	211	42	75	80	67	64	125	84	2	90
0049 DU PAGE PCT 031	174	21	84	49	88	88	75	54	0	63
0051 DU PAGE PCT 033	0	0	0	0	0	0	0	0	0	0
0284 WHEATLAND PCT 019	225	41	108	75	96	99	94	72	0	90
0287 WHEATLAND PCT 022	336	49	127	147	122	145	164	136	0	118
0292 WHEATLAND PCT 027	366	47	143	157	129	148	195	155	0	124

I, the undersigned do hereby certify that on April 23, 2019, I canvassed the returns of an election held on April 2, 2019 for BOLINGBROOK PARK DISTRICT, and I proclaim that a total of 7,491 voters requested and received ballots and I do further certify the number of votes received for each candidate for this office, **and the winners are denoted with an asterisk next to his or her name.**

I further certify that the above is a true and complete Abstract of Votes and was prepared in my presence on April 23, 2019.

*Lauren Staley Ferry*  
 Lauren Staley Ferry, County Clerk  
 The County of Will, Illinois



ABSTRACT OF VOTES

RUN DATE:04/16/19 12:55 PM

Braidwood Park  
CONSOLIDATED ELECTION  
APRIL 2, 2019

OFFICIAL RESULTS

VOTES PERCENT

VOTES PERCENT

01 = BALLOTS CAST

1,362

BRAIDWOOD PARK COMMISSIONER

Vote for not more than 1

02 = Andrew Kaminsky\*

1,154 100.00

03 = OVER VOTES

0

04 = UNDER VOTES

208

	01	02	03	04
0237 REED PCT 001	442	367	0	75
0238 REED PCT 002	520	444	0	76
0239 REED PCT 003	400	343	0	57

I, the undersigned do hereby certify that on April 23, 2019, I canvassed the returns of an election held on April 2, 2019 for BRAIDWOOD PARK DISTRICT, and I proclaim that a total of 1,362 voters requested and received ballots and I do further certify the number of votes received for each candidate for this office, **and the winners are denoted with an asterisk next to his or her name.**

I further certify that the above is a true and complete Abstract of Votes and was prepared in my presence on April 23, 2019.

*Lauren Staley Ferry*  
 Lauren Staley Ferry, County Clerk  
 The County of Will, Illinois

ABSTRACT OF VOTES

RUN DATE:04/16/19 12:55 PM

Channahon Park  
 CONSOLIDATED ELECTION  
 APRIL 2, 2019

OFFICIAL RESULTS

	VOTES	PERCENT		VOTES	PERCENT
01 = BALLOTS CAST	1,238		CHANNAHON PARK COMMISSIONER		
			Vote for not more than 2		
			02 = Christopher J. Caldwell*	884	51.52
			03 = Dennis P. Clower*	832	48.48
			04 = OVER VOTES	0	
			05 = UNDER VOTES	760	
	-----				
	01	02	03	04	05
	-----				
0001 CHANNAHON PCT 001	167	131	117	0	86
0002 CHANNAHON PCT 002	323	238	210	0	198
0003 CHANNAHON PCT 003	248	165	167	0	164
0004 CHANNAHON PCT 004	198	150	139	0	107
0005 CHANNAHON PCT 005	155	100	102	0	108
0242 TROY PCT 003	147	100	97	0	97

I, the undersigned do hereby certify that on April 23, 2019, I canvassed the returns of an election held on April 2, 2019 for CHANNAHON PARK DISTRICT, and I proclaim that a total of 1,628 voters requested and received ballots and I do further certify the number of votes received for each candidate for this office, **and the winners are denoted with an asterisk next to his or her name.**

I further certify that the above is a true and complete Abstract of Votes and was prepared in my presence on April 23, 2019.

*Lauren Staley Ferry*  
 Lauren Staley Ferry, County Clerk  
 The County of Will, Illinois



Statement of Votes Cast  
 Grundy County, IL  
 Consolidated Election  
 April 2, 2019

Date:04/17/19  
 Time:10:28:14  
 Page:180 of 396

SOVC For Jurisdiction Wide, All Counters, All Races  
 Official Results

COMM-CHANNAHON PARK

	Reg. Voters	Vote For	Times Counted	Total Votes	Times Over Voted	Number Of Under Votes	C. CALDWELL		DENNIS P. CLOWER	
Post Election	-	-	-	-	-	-	-	-	-	-
Total	-	-	-	-	-	-	-	-	-	-
SARATOGA 04										
Polling	-	-	-	-	-	-	-	-	-	-
Pre Election	-	-	-	-	-	-	-	-	-	-
Post Election	-	-	-	-	-	-	-	-	-	-
Total	-	-	-	-	-	-	-	-	-	-
SARATOGA 05										
Polling	-	-	-	-	-	-	-	-	-	-
Pre Election	-	-	-	-	-	-	-	-	-	-
Post Election	-	-	-	-	-	-	-	-	-	-
Total	-	-	-	-	-	-	-	-	-	-
VIENNA 01										
Polling	-	-	-	-	-	-	-	-	-	-
Pre Election	-	-	-	-	-	-	-	-	-	-
Post Election	-	-	-	-	-	-	-	-	-	-
Total	-	-	-	-	-	-	-	-	-	-
WAUPONSEE 01										
Polling	-	-	-	-	-	-	-	-	-	-
Pre Election	-	-	-	-	-	-	-	-	-	-
Post Election	-	-	-	-	-	-	-	-	-	-
Total	-	-	-	-	-	-	-	-	-	-
WAUPONSEE 02										
Polling	-	-	-	-	-	-	-	-	-	-
Pre Election	-	-	-	-	-	-	-	-	-	-
Post Election	-	-	-	-	-	-	-	-	-	-
Total	-	-	-	-	-	-	-	-	-	-
Total										
Polling	1871	6	357	422	0	292	238	56.40%	184	43.60%
Pre Election	1871	6	27	35	0	19	16	45.71%	19	54.29%
Post Election	1871	6	6	8	0	4	4	50.00%	4	50.00%
Total	1871	18	390	465	0	315	258	55.48%	207	44.52%

RUN DATE:04/16/19 12:55 PM

VOTES PERCENT

VOTES PERCENT

01 = BALLOTS CAST

978

CRETE PARK COMMISSIONER  
Vote for not more than 2  
02 = Linda M. Johnson\*  
03 = Jennifer Smith\*  
04 = OVER VOTES  
05 = UNDER VOTES

763 54.97  
625 45.03  
0  
568

	01	02	03	04	05
0006 CRETE PCT 001	0	0	0	0	0
0008 CRETE PCT 003	1	0	1	0	1
0009 CRETE PCT 004	171	128	114	0	100
0010 CRETE PCT 005	136	108	89	0	75
0011 CRETE PCT 006	94	72	65	0	51
0013 CRETE PCT 008	271	218	162	0	162
0014 CRETE PCT 009	286	221	182	0	169
0016 CRETE PCT 011	19	16	12	0	10

I, the undersigned do hereby certify that on April 23, 2019, I canvassed the returns of an election held on April 2, 2019 for CRETE PARK DISTRICT, and I proclaim that a total of 978 voters requested and received ballots and I do further certify the number of votes received for each candidate for this office, **and the winners are denoted with an asterisk next to his or her name.**

I further certify that the above is a true and complete Abstract of Votes and was prepared in my presence on April 23, 2019.

*Lauren Staley Ferry*  
 Lauren Staley Ferry, County Clerk  
 The County of Will, Illinois

ABSTRACT OF VOTES

Crete Rural Park  
 CONSOLIDATED ELECTION  
 APRIL 2, 2019

OFFICIAL RESULTS

RUN DATE:04/16/19 12:55 PM

	VOTES	PERCENT		VOTES	PERCENT
01 = BALLOTS CAST	619		CRETE RURAL PARK COMMISSIONER UNEXP 2-YR		
CRETE RURAL PARK COMMISSIONER FULL			Vote for not more than 2		
Vote for not more than 1			08 = Gretchen Sullivan*	424	48.90
02 = Pam Helsel Hoffman*	531	100.00	09 = Charlotte Gebauer Koelling*	443	51.10
03 = OVER VOTES	0		10 = OVER VOTES	0	
04 = UNDER VOTES	88		11 = UNDER VOTES	371	
CRETE RURAL PARK COMMISSIONER UNEXP 4-YR					
Vote for not more than 1					
05 = Ron Mahoney*	497	100.00			
06 = OVER VOTES	0				
07 = UNDER VOTES	122				

	01	02	03	04	05	06	07	08	09	10	11
0006 CRETE PCT 001	96	72	0	24	71	0	25	56	57	0	79
0010 CRETE PCT 005	2	2	0	0	2	0	0	1	2	0	1
0011 CRETE PCT 006	96	84	0	12	76	0	20	68	68	0	56
0012 CRETE PCT 007	93	82	0	11	77	0	16	64	70	0	52
0013 CRETE PCT 008	17	10	0	7	10	0	7	7	9	0	18
0014 CRETE PCT 009	5	5	0	0	5	0	0	4	4	0	2
0015 CRETE PCT 010	55	44	0	11	43	0	12	35	35	0	40
0016 CRETE PCT 011	130	117	0	13	107	0	23	101	98	0	61
0017 CRETE PCT 012	125	115	0	10	106	0	19	88	100	0	62

I, the undersigned do hereby certify that on April 23, 2019, I canvassed the returns of an election held on April 2, 2019 for CRETE RURAL PARK DISTRICT, and I proclaim that a total of 619 voters requested and received ballots and I do further certify the number of votes received for each candidate for this office, **and the winners are denoted with an asterisk next to his or her name.**

I further certify that the above is a true and complete Abstract of Votes and was prepared in my presence on April 23, 2019.

*Lauren Staley Ferry*  
 Lauren Staley Ferry, County Clerk  
 The County of Will, Illinois

ABSTRACT OF VOTES

Fox Valley Park  
 CONSOLIDATED ELECTION  
 APRIL 2, 2019

OFFICIAL RESULTS

RUN DATE:04/16/19 12:55 PM

	VOTES	PERCENT		VOTES	PERCENT
01 = BALLOTS CAST	845		FOX VALLEY PARK COMMISSIONER WARD 3		
FOX VALLEY PARK COMMISSIONER AT LARGE UNEXP 2-YR			Vote for not more than 1		
Vote for not more than 1			06 = Allan Broholm	638	100.00
02 = Mavis Bates	391	56.34	07 = OVER VOTES	0	
03 = Mark Richard Buschbacher	303	43.66	08 = UNDER VOTES	207	
04 = OVER VOTES	1				
05 = UNDER VOTES	150				
	-----				
	01	02	03	04	05
	-----				
0296 WHEATLAND PCT 031	124	63	44	1	16
0297 WHEATLAND PCT 032	207	97	75	0	35
0298 WHEATLAND PCT 033	209	96	70	0	43
0299 WHEATLAND PCT 034	305	135	114	0	56

This political subdivision has been canvassed by the election authority in which their principal office is located.

ABSTRACT OF VOTES

RUN DATE:04/16/19 12:55 PM

Frankfort Park  
 CONSOLIDATED ELECTION  
 APRIL 2, 2019

OFFICIAL RESULTS

	VOTES PERCENT				FRANKFORT PARK COMMISSIONER		VOTES	PERCENT
01 = BALLOTS CAST	1,944				Vote for not more than 1			
					02 = Thomas Barz*		1,585	100.00
					03 = OVER VOTES		0	
					04 = UNDER VOTES		359	
	-----							
	01	02	03	04				
	-----							
0067 FRANKFORT PCT 011	308	246	0	62				
0072 FRANKFORT PCT 016	8	6	0	2				
0074 FRANKFORT PCT 018	169	141	0	28				
0077 FRANKFORT PCT 021	196	163	0	33				
0078 FRANKFORT PCT 022	209	177	0	32				
0079 FRANKFORT PCT 023	223	187	0	36				
0080 FRANKFORT PCT 024	44	30	0	14				
0081 FRANKFORT PCT 025	348	285	0	63				
0082 FRANKFORT PCT 026	193	151	0	42				
0083 FRANKFORT PCT 027	150	122	0	28				
0084 FRANKFORT PCT 028	92	74	0	18				
0085 GREEN GARDEN PCT 001	4	3	0	1				
0172 MONEE PCT 001	0	0	0	0				

I, the undersigned do hereby certify that on April 23, 2019, I canvassed the returns of an election held on April 2, 2019 for FRANKFORT PARK DISTRICT, and I proclaim that a total of 1,944 voters requested and received ballots and I do further certify the number of votes received for each candidate for this office, **and the winners are denoted with an asterisk next to his or her name.**

I further certify that the above is a true and complete Abstract of Votes and was prepared in my presence on April 23, 2019.

*Lauren Staley Ferry*  
 Lauren Staley Ferry, County Clerk  
 The County of Will, Illinois



RUN DATE:04/16/19 12:55 PM

		VOTES PERCENT				VOTES PERCENT	
01 = BALLOTS CAST		1,575		FRANKFORT SQUARE PARK COMMISSIONER			
				Vote for not more than 3			
				02 = Joseph Vlosak*		987	34.03
				03 = Craig Maksymiak*		947	32.66
				04 = Anthony D. Granata*		966	33.31
				05 = OVER VOTES		0	
				06 = UNDER VOTES		1,825	
		-----					
		01	02	03	04	05	06
		-----					
0059	FRANKFORT PCT 003	260	148	139	141	0	352
0060	FRANKFORT PCT 004	0	0	0	0	0	0
0064	FRANKFORT PCT 008	37	26	25	25	0	35
0065	FRANKFORT PCT 009	210	130	139	133	0	228
0066	FRANKFORT PCT 010	287	172	176	176	0	337
0070	FRANKFORT PCT 014	164	111	89	95	0	197
0071	FRANKFORT PCT 015	112	72	72	75	0	117
0072	FRANKFORT PCT 016	155	98	98	99	0	170
0075	FRANKFORT PCT 019	143	93	91	93	0	152
0076	FRANKFORT PCT 020	135	91	75	81	0	158
0078	FRANKFORT PCT 022	0	0	0	0	0	0
0080	FRANKFORT PCT 024	72	46	43	48	0	79

I, the undersigned do hereby certify that on April 23, 2019, I canvassed the returns of an election held on April 2, 2019 for FRANKFORT SQUARE PARK DISTRICT, and I proclaim that a total of 1,651 voters requested and received ballots and I do further certify the number of votes received for each candidate for this office, **and the winners are denoted with an asterisk next to his or her name.**

I further certify that the above is a true and complete Abstract of Votes and was prepared in my presence on April 23, 2019.

*Lauren Staley Ferry*  
 Lauren Staley Ferry, County Clerk  
 The County of Will, Illinois

**1 Cmsnr., Frankfort Square Park District, 4yr.**

9000001 9000007 Rich	Total	3	1	1	1	1	1	1	1	1	1	1	1	1	1	1	1	1	1	1	1	1
	Total	533	75	59	56	61	62	60	57	60	57	60	57	62	60	57	60	57	62	60	57	62
	Total	536	76	60	57	62	60	57	62	60	57	62	60	57	62	60	57	62	60	57	62	60
	Registered	3	1	1	1	1	1	1	1	1	1	1	1	1	1	1	1	1	1	1	1	1
	Ballots Cast	75	75	59	56	61	62	60	57	60	57	60	57	62	60	57	60	57	62	60	57	62
	Turnout (%)	33.33	14.07	14.18	14.18	14.18	14.18	14.18	14.18	14.18	14.18	14.18	14.18	14.18	14.18	14.18	14.18	14.18	14.18	14.18	14.18	14.18
	Joseph Vlosak	1	1	1	1	1	1	1	1	1	1	1	1	1	1	1	1	1	1	1	1	1
	Craig Maksymiak	1	1	1	1	1	1	1	1	1	1	1	1	1	1	1	1	1	1	1	1	1
	Anthony D. Granata	1	1	1	1	1	1	1	1	1	1	1	1	1	1	1	1	1	1	1	1	1

ABSTRACT OF VOTES

RUN DATE:04/16/19 12:55 PM

Godley Park  
CONSOLIDATED ELECTION  
APRIL 2, 2019

OFFICIAL RESULTS

	VOTES	PERCENT		VOTES	PERCENT
01 = BALLOTS CAST	26		GODLEY PARK COMMISSIONER		
			Vote for not more than 2		
			02 = Karl Demarse*	18	43.90
			03 = Diana L. Haars*	23	56.10
			04 = OVER VOTES	0	
			05 = UNDER VOTES	11	
	-----				
	01	02	03	04	05
	-----				
0239 REED PCT 003	26	18	23	0	11

I, the undersigned do hereby certify that on April 23, 2019, I canvassed the returns of an election held on April 2, 2019 for GODLEY PARK DISTRICT, and I proclaim that a total of 33 voters requested and received ballots and I do further certify the number of votes received for each candidate for this office, **and the winners are denoted with an asterisk next to his or her name.**

I further certify that the above is a true and complete Abstract of Votes and was prepared in my presence on April 23, 2019.

*Lauren Staley Ferry*  
 Lauren Staley Ferry, County Clerk  
 The County of Will, Illinois



Statement of Votes Cast  
 Grundy County, IL  
 Consolidated Election  
 April 2, 2019

Date:04/17/19  
 Time:10:28:15  
 Page:184 of 396

SOVC For Jurisdiction Wide, All Counters, All Races  
 Official Results

COMM-GODLEY PARK

	Reg. Voters	Vote For	Times Counted	Total Votes	Times Over Voted	Number Of Under Votes	KARL DEMARSE	DIANA L. HAARS
Post Election	-	-	-	-	-	-	-	-
Total	-	-	-	-	-	-	-	-
SARATOGA 04								
Polling	-	-	-	-	-	-	-	-
Pre Election	-	-	-	-	-	-	-	-
Post Election	-	-	-	-	-	-	-	-
Total	-	-	-	-	-	-	-	-
SARATOGA 05								
Polling	-	-	-	-	-	-	-	-
Pre Election	-	-	-	-	-	-	-	-
Post Election	-	-	-	-	-	-	-	-
Total	-	-	-	-	-	-	-	-
VIENNA 01								
Polling	-	-	-	-	-	-	-	-
Pre Election	-	-	-	-	-	-	-	-
Post Election	-	-	-	-	-	-	-	-
Total	-	-	-	-	-	-	-	-
WAUPONSEE 01								
Polling	-	-	-	-	-	-	-	-
Pre Election	-	-	-	-	-	-	-	-
Post Election	-	-	-	-	-	-	-	-
Total	-	-	-	-	-	-	-	-
WAUPONSEE 02								
Polling	-	-	-	-	-	-	-	-
Pre Election	-	-	-	-	-	-	-	-
Post Election	-	-	-	-	-	-	-	-
Total	-	-	-	-	-	-	-	-
Total								
Polling	35	2	7	10	0	4	5 50.00%	5 50.00%
Pre Election	35	2	0	0	0	0	0 -	0 -
Post Election	35	2	0	0	0	0	0 -	0 -
Total	35	6	7	10	0	4	5 50.00%	5 50.00%

RUN DATE:04/16/19 12:55 PM

	VOTES		PERCENT				VOTES		PERCENT	
01 = BALLOTS CAST	703				ISLAND PARK COMMISSIONER					
					Vote for not more than 3					
					02 = Robert E. (Bob) Thomas*		335	19.43		
					03 = Donald F. (Don) Kiper		285	16.53		
					04 = Paula Windom		324	18.79		
					05 = George (Randy) Hill*		326	18.91		
					06 = Chad Lee Kavanaugh*		454	26.33		
					07 = OVER VOTES		0			
					08 = UNDER VOTES		385			
-----										
	01	02	03	04	05	06	07	08		
-----										
0056 FLORENCE PCT 001	56	16	20	34	29	43	0	26		
0265 WESLEY PCT 001	3	3	3	1	0	1	0	1		
0301 WILMINGTON PCT 001	207	113	96	73	78	114	0	147		
0302 WILMINGTON PCT 002	119	54	42	67	64	76	0	54		
0303 WILMINGTON PCT 003	318	149	124	149	155	220	0	157		

I, the undersigned do hereby certify that on April 23, 2019, I canvassed the returns of an election held on April 2, 2019 for ISLAND PARK DISTRICT, and I proclaim that a total of 703 voters requested and received ballots and I do further certify the number of votes received for each candidate for this office, **and the winners are denoted with an asterisk next to his or her name.**

I further certify that the above is a true and complete Abstract of Votes and was prepared in my presence on April 23, 2019.

*Lauren Staley Ferry*  
 Lauren Staley Ferry, County Clerk  
 The County of Will, Illinois

ABSTRACT OF VOTES

Joliet Park  
 CONSOLIDATED ELECTION  
 APRIL 2, 2019

OFFICIAL RESULTS

RUN DATE:04/16/19 12:55 PM

	VOTES		PERCENT		JOLIET PARK DISTRICT REFERENDUM						VOTES	PERCENT
01 = BALLOTS CAST	8,120				Vote for not more than 1							
JOLIET PARK COMMISSIONER											2,212	28.29
Vote for not more than 2											5,607	71.71
02 = Brigitte Fiday	3,540	31.12									3	
03 = Jennifer Jobe-Gavin*	3,644	32.03									298	
04 = Kevin Paul*	4,193	36.86										
05 = OVER VOTES	3											
06 = UNDER VOTES	4,857											
	01	02	03	04	05	06	07	08	09	10		
0105 JACKSON PCT 001	22	7	8	13	0	16	3	18	0	1		
0107 JOLIET PCT 001	145	58	75	75	0	82	28	112	0	5		
0108 JOLIET PCT 002	167	82	54	86	0	112	48	111	0	8		
0109 JOLIET PCT 003	134	67	49	81	0	71	45	88	0	1		
0110 JOLIET PCT 004	163	75	53	99	0	99	36	124	0	3		
0111 JOLIET PCT 005	94	27	73	34	0	54	33	53	0	8		
0112 JOLIET PCT 006	115	34	78	45	0	73	32	77	1	5		
0113 JOLIET PCT 007	158	53	95	67	0	101	30	115	0	13		
0114 JOLIET PCT 008	127	59	51	71	0	73	34	90	0	3		
0115 JOLIET PCT 009	113	57	47	67	0	55	43	67	0	3		
0116 JOLIET PCT 010	210	104	82	118	0	116	65	138	0	7		
0117 JOLIET PCT 011	149	71	66	81	0	80	39	101	0	9		
0118 JOLIET PCT 012	110	42	45	69	0	64	30	76	0	4		
0119 JOLIET PCT 013	76	37	39	33	0	43	24	49	0	3		
0120 JOLIET PCT 014	79	30	44	35	0	49	29	46	0	4		
0121 JOLIET PCT 015	78	33	41	39	0	43	20	54	0	4		
0122 JOLIET PCT 016	172	76	112	56	1	98	48	115	0	9		
0123 JOLIET PCT 017	278	111	103	174	0	168	82	192	0	4		
0124 JOLIET PCT 018	433	194	126	255	0	291	132	288	0	13		
0125 JOLIET PCT 019	224	103	78	129	0	138	65	152	0	7		
0126 JOLIET PCT 020	185	78	75	114	0	103	76	100	0	9		
0127 JOLIET PCT 021	295	135	105	178	0	172	99	185	0	11		
0128 JOLIET PCT 022	203	82	88	110	0	126	75	122	0	6		
0129 JOLIET PCT 023	165	59	68	84	0	119	66	94	0	5		
0130 JOLIET PCT 024	85	35	41	45	0	49	20	61	0	4		
0131 JOLIET PCT 025	191	90	73	127	1	90	60	125	2	4		
0132 JOLIET PCT 026	147	60	54	96	0	84	55	90	0	2		
0133 JOLIET PCT 027	53	19	27	17	0	43	13	38	0	2		
0134 JOLIET PCT 028	121	29	90	40	0	83	31	79	0	11		
0135 JOLIET PCT 029	117	39	69	53	0	73	21	91	0	5		
0136 JOLIET PCT 030	74	37	38	33	0	40	19	52	0	3		
0137 JOLIET PCT 031	169	76	71	99	0	92	48	114	0	7		
0138 JOLIET PCT 032	134	42	101	35	0	90	38	88	0	8		
0139 JOLIET PCT 033	121	51	58	60	0	73	22	94	0	5		
0140 JOLIET PCT 034	127	44	98	45	0	67	25	88	0	14		
0141 JOLIET PCT 035	184	59	130	70	1	107	46	128	0	10		
0142 JOLIET PCT 036	127	43	94	53	0	64	27	99	0	1		
0143 JOLIET PCT 037	113	44	76	43	0	63	32	75	0	6		
0180 NEW LENOX PCT 001	0	0	0	0	0	0	0	0	0	0		
0181 NEW LENOX PCT 002	2	0	2	2	0	0	0	2	0	0		
0240 TROY PCT 001	153	63	71	66	0	106	32	109	0	12		
0241 TROY PCT 002	100	49	45	35	0	71	15	81	0	4		
0242 TROY PCT 003	0	0	0	0	0	0	0	0	0	0		
0243 TROY PCT 004	166	71	71	90	0	100	47	115	0	4		
0244 TROY PCT 005	204	132	70	104	0	102	52	148	0	4		
0245 TROY PCT 006	4	0	1	1	0	6	0	4	0	0		
0247 TROY PCT 008	309	174	106	156	0	182	72	233	0	4		
0248 TROY PCT 009	185	101	65	92	0	112	29	150	0	6		
0250 TROY PCT 011	439	202	143	244	0	289	106	318	0	15		
0251 TROY PCT 012	307	136	104	189	0	185	64	241	0	2		

I, the undersigned do hereby certify that on April 23, 2019, I canvassed the returns of an election held on April 2, 2019 for JOLIET PARK DISTRICT, and I proclaim that a total of 8,524 voters requested and received ballots and I do further certify the number of votes received for each candidate for this office, **and the winners are denoted with an asterisk next to his or her name.**

I further certify that the above is a true and complete Abstract of Votes and was prepared in my presence on April 23, 2019.

*Lauren Staley Ferry*  
 Lauren Staley Ferry, County Clerk  
 The County of Will, Illinois

RUN DATE:04/16/19 12:55 PM

	VOTES	PERCENT	JOLIET PARK DISTRICT REFERENDUM		VOTES	PERCENT
01 = BALLOTS CAST	8,120		Vote for not more than 1			
JOLIET PARK COMMISSIONER			07 = YES		2,212	28.29
Vote for not more than 2			08 = NO		5,607	71.71
02 = Brigitte Fiday	3,540	31.12	09 = OVER VOTES		3	
03 = Jennifer Jobe-Gavin*	3,644	32.03	10 = UNDER VOTES		298	
04 = Kevin Paul*	4,193	36.86				
05 = OVER VOTES	3					
06 = UNDER VOTES	4,857					

(CONTINUED FROM PREVIOUS PAGE)	01	02	03	04	05	06	07	08	09	10
0255 TROY PCT 016	329	153	141	175	0	189	82	239	0	8
0257 TROY PCT 018	135	56	79	61	0	74	41	91	0	3
0258 TROY PCT 019	129	61	71	49	0	77	33	87	0	9

I, the undersigned do hereby certify that on April 23, 2019, I canvassed the returns of an election held on April 2, 2019 for JOLIET PARK DISTRICT and I proclaim that a total of 8,524 voters requested and received ballots and I do further certify that the following Question of Public Policy did receive the number of votes herein recorded and has **FAILED**.

*Shall the limiting rate under the Property Tax Extension Limitation Law for the Joliet Park District, Will and Kendall Counties, Illinois, be increased by an additional amount equal to .25574% above the limiting rate for levy year 2017 for any purpose of said District and be equal to .50221% of the equalized assessed value of the taxable property therein for levy year 2019?*

*(1) The approximate amount of taxes extendable at the most recently extended limiting rate is \$4,818,793, and the approximate amount of taxes extendable if the proposition is approved is \$9,818,825.*

*(2) For the 2019 levy year the approximate amount of the additional tax extendable against property containing a single family residence and having a fair market value at the time of the referendum of \$100,000 is estimated to be \$85.25.*

*(3) If the proposition is approved, the aggregate extension for 2019 will be determined by the limiting rate set forth in the proposition, rather than the otherwise applicable limiting rate calculated under the provisions of the Property Tax Extension Limitation Law (commonly known as the Property Tax Cap Law).*

I further certify that the above is a true and complete Abstract of Votes and was prepared in my presence on April 23, 2019.

*Lauren Staley Ferry*  
 Lauren Staley Ferry, County Clerk  
 The County of Will, Illinois



APRIL 2, 2019

KENDALL COUNTY, ILLINOIS

WITH 4 OF 4 PRECINCTS REPORTING

01 = BALLOTS CAST  
 JOLIET PARK COMMISSIONER  
 VOTE FOR 2  
 02 = BRIGETTE FIDAY  
 03 = JENNIFER JOBE-GAVIN  
 04 = KEVIN PAUL  
 05 = OVER VOTES  
 06 = UNDER VOTES

VOTES PERCENT  
 404  
 210 39.47  
 160 30.08  
 162 30.45  
 0  
 276

JOLIET PARK QUESTION  
 VOTE FOR 1  
 07 = YES  
 08 = NO  
 09 = OVER VOTES  
 10 = UNDER VOTES

VOTES PERCENT  
 167 42.49  
 226 57.51  
 0  
 11

	01	02	03	04	05	06	07	08	09	10
0077 NA AU SAY 1	0	0	0	0	0	0	0	0	0	0
0078 NA AU SAY 2	2	0	0	0	0	4	1	1	0	0
0086 SEWARD 2	172	92	68	79	0	105	81	88	0	3
0087 SEWARD 3	230	118	92	83	0	167	85	137	0	8

ABSTRACT OF VOTES

RUN DATE:04/16/19 12:55 PM

Lemont Park  
 CONSOLIDATED ELECTION  
 APRIL 2, 2019

OFFICIAL RESULTS

	VOTES	PERCENT		VOTES	PERCENT
01 = BALLOTS CAST	7		LEMONT PARK COMMISSIONER UNEXP 2-YR		
LEMONT PARK COMMISSIONER FULL			Vote for not more than 1		
Vote for not more than 2			06 = Julie Mescher	4	100.00
02 = Michael Scarlati	3	42.86	07 = OVER VOTES	0	
03 = Brian Pepich	4	57.14	08 = UNDER VOTES	3	
04 = OVER VOTES	0				
05 = UNDER VOTES	7				
	-----				
	01	02	03	04	05
	-----				
0051 DU PAGE PCT 033	2	0	0	0	4
0087 HOMER PCT 001	5	3	4	0	3

This political subdivision has been canvassed by the election authority in which their principal office is located.

RUN DATE:04/16/19 12:55 PM

01 = BALLOTS CAST

VOTES PERCENT  
 5,462

LOCKPORT TOWNSHIP PARK COMMISSIONER  
 Vote for not more than 1  
 02 = Max L. Woods\*  
 03 = OVER VOTES  
 04 = UNDER VOTES

VOTES PERCENT  
 4,584 100.00  
 0  
 878

	01	02	03	04
0087 HOMER PCT 001	22	18	0	4
0096 HOMER PCT 010	49	38	0	11
0099 HOMER PCT 013	115	96	0	19
0100 HOMER PCT 014	113	91	0	22
0101 HOMER PCT 015	164	141	0	23
0102 HOMER PCT 016	34	32	0	2
0104 HOMER PCT 018	88	79	0	9
0144 LOCKPORT PCT 001	406	357	0	49
0145 LOCKPORT PCT 002	142	114	0	28
0146 LOCKPORT PCT 003	106	82	0	24
0147 LOCKPORT PCT 004	105	95	0	10
0148 LOCKPORT PCT 005	189	157	0	32
0149 LOCKPORT PCT 006	76	69	0	7
0150 LOCKPORT PCT 007	103	89	0	14
0151 LOCKPORT PCT 008	65	56	0	9
0152 LOCKPORT PCT 009	343	301	0	42
0153 LOCKPORT PCT 010	203	162	0	41
0154 LOCKPORT PCT 011	236	187	0	49
0155 LOCKPORT PCT 012	162	137	0	25
0156 LOCKPORT PCT 013	548	461	0	87
0157 LOCKPORT PCT 014	193	160	0	33
0158 LOCKPORT PCT 015	192	167	0	25
0159 LOCKPORT PCT 016	231	193	0	38
0160 LOCKPORT PCT 017	346	282	0	64
0161 LOCKPORT PCT 018	134	115	0	19
0162 LOCKPORT PCT 019	294	245	0	49
0163 LOCKPORT PCT 020	201	169	0	32
0164 LOCKPORT PCT 021	164	139	0	25
0165 LOCKPORT PCT 022	183	138	0	45
0166 LOCKPORT PCT 023	150	120	0	30
0167 LOCKPORT PCT 024	105	94	0	11

I, the undersigned do hereby certify that on April 23, 2019, I canvassed the returns of an election held on April 2, 2019 for LOCKPORT TOWNSHIP PARK DISTRICT, and I proclaim that a total of 5,462 voters requested and received ballots and I do further certify the number of votes received for each candidate for this office, **and the winners are denoted with an asterisk next to his or her name.**

I further certify that the above is a true and complete Abstract of Votes and was prepared in my presence on April 23, 2019.

*Lauren Staley Ferry*  
 Lauren Staley Ferry, County Clerk  
 The County of Will, Illinois

RUN DATE:04/16/19 12:55 PM

	VOTES	PERCENT		VOTES	PERCENT
01 = BALLOTS CAST	712		MANHATTAN PARK COMMISSIONER		
			Vote for not more than 2		
			02 = Benjamin Hecke*	448	46.04
			03 = Kristy Byers*	525	53.96
			04 = OVER VOTES	0	
			05 = UNDER VOTES	451	
	-----				
	01	02	03	04	05
	-----				
0085 GREEN GARDEN PCT 001	0	0	0	0	0
0168 MANHATTAN PCT 001	162	105	120	0	99
0169 MANHATTAN PCT 002	261	161	189	0	172
0170 MANHATTAN PCT 003	134	92	104	0	72
0171 MANHATTAN PCT 004	154	89	112	0	107
0304 WILTON PCT 001	1	1	0	0	1

I, the undersigned do hereby certify that on April 23, 2019, I canvassed the returns of an election held on April 2, 2019 for MANHATTAN PARK DISTRICT, and I proclaim that a total of 712 voters requested and received ballots and I do further certify the number of votes received for each candidate for this office, **and the winners are denoted with an asterisk next to his or her name.**

I further certify that the above is a true and complete Abstract of Votes and was prepared in my presence on April 23, 2019.

*Lauren Staley Ferry*  
 Lauren Staley Ferry, County Clerk  
 The County of Will, Illinois

RUN DATE:04/16/19 12:55 PM

		VOTES		PERCENT				VOTES		PERCENT	
01 = BALLOTS CAST		2,652				MOKENA COMMUNITY PARK COMMISSIONER					
						Vote for not more than 4					
						02 = Dennis P. Bagdon*		1,288		18.13	
						03 = Timothy J. Ozinga*		1,662		23.40	
						04 = Steven M. Jacobson*		1,418		19.96	
						05 = Michael Gandy*		1,527		21.50	
						06 = David M. Finan		1,208		17.01	
						07 = OVER VOTES		3			
						08 = UNDER VOTES		3,493			
		-----		-----		-----		-----		-----	
		01		02		03		04		05	
		06		07		08					
0057 FRANKFORT PCT 001		319		159		209		177		185	
0058 FRANKFORT PCT 002		256		136		150		134		150	
0059 FRANKFORT PCT 003		44		16		22		20		21	
0060 FRANKFORT PCT 004		111		69		69		73		74	
0061 FRANKFORT PCT 005		323		158		193		169		179	
0062 FRANKFORT PCT 006		244		122		155		128		151	
0063 FRANKFORT PCT 007		201		101		135		111		111	
0064 FRANKFORT PCT 008		88		37		42		43		49	
0068 FRANKFORT PCT 012		304		148		199		175		184	
0069 FRANKFORT PCT 013		198		93		110		95		111	
0073 FRANKFORT PCT 017		363		146		241		187		195	
0074 FRANKFORT PCT 018		23		9		14		9		10	
0181 NEW LENOX PCT 002		8		3		5		2		1	
0186 NEW LENOX PCT 007		102		51		71		48		56	
0187 NEW LENOX PCT 008		68		40		47		47		50	

I, the undersigned do hereby certify that on April 23, 2019, I canvassed the returns of an election held on April 2, 2019 for MOKENA COMMUNITY PARK DISTRICT, and I proclaim that a total of 2,652 voters requested and received ballots and I do further certify the number of votes received for each candidate for this office, **and the winners are denoted with an asterisk next to his or her name.**

I further certify that the above is a true and complete Abstract of Votes and was prepared in my presence on April 23, 2019.

*Lauren Staley Ferry*  
 Lauren Staley Ferry, County Clerk  
 The County of Will, Illinois

ABSTRACT OF VOTES

RUN DATE:04/16/19 12:55 PM

Naperville Park  
 CONSOLIDATED ELECTION  
 APRIL 2, 2019

OFFICIAL RESULTS

	VOTES PERCENT						VOTES PERCENT	
	01	02	03	04	05	06		
01 = BALLOTS CAST	5,620							
NAPERVILLE PARK COMMISSIONER								
Vote for not more than 3								
	02 = Richard A. Janor						3,179	32.14
	03 = Marie L. Todd						3,629	36.69
	04 = Josh McBroom						3,082	31.16
	05 = OVER VOTES						0	
	06 = UNDER VOTES						6,970	
	01	02	03	04	05	06		
0019 DU PAGE PCT 001	297	163	196	156	0	376		
0020 DU PAGE PCT 002	284	173	193	168	0	318		
0021 DU PAGE PCT 003	265	162	171	155	0	307		
0025 DU PAGE PCT 007	256	148	164	144	0	312		
0267 WHEATLAND PCT 002	482	325	345	311	0	465		
0268 WHEATLAND PCT 003	193	111	116	103	0	249		
0269 WHEATLAND PCT 004	181	96	127	100	0	220		
0270 WHEATLAND PCT 005	271	137	171	127	0	378		
0271 WHEATLAND PCT 006	142	83	102	86	0	155		
0272 WHEATLAND PCT 007	215	120	124	113	0	288		
0273 WHEATLAND PCT 008	242	139	153	138	0	296		
0274 WHEATLAND PCT 009	285	183	204	179	0	289		
0275 WHEATLAND PCT 010	209	121	136	126	0	244		
0276 WHEATLAND PCT 011	219	120	133	115	0	289		
0277 WHEATLAND PCT 012	195	99	123	92	0	271		
0278 WHEATLAND PCT 013	104	53	65	49	0	145		
0279 WHEATLAND PCT 014	275	150	179	147	0	349		
0280 WHEATLAND PCT 015	176	89	111	90	0	238		
0282 WHEATLAND PCT 017	238	122	155	127	0	310		
0283 WHEATLAND PCT 018	218	127	133	122	0	272		
0285 WHEATLAND PCT 020	265	140	155	130	0	370		
0286 WHEATLAND PCT 021	290	155	174	148	0	393		
0289 WHEATLAND PCT 024	318	163	199	156	0	436		

This political subdivision has been canvassed by the election authority in which their principal office is located.

RUN DATE:04/16/19 12:55 PM

	VOTES	PERCENT	NEW LENOX COMMUNITY PARK COMMISSIONER				VOTES	PERCENT
01 = BALLOTS CAST	2,417		Vote for not more than 3					
			02 = Garry Kraemer*			1,580	31.83	
			03 = Dale Larson*			1,682	33.88	
			04 = Brian Fischer*			1,702	34.29	
			05 = OVER VOTES			0		
			06 = UNDER VOTES			2,287		
	-----							
	01	02	03	04	05	06		
	-----							
0102 HOMER PCT 016	0	0	0	0	0	0		
0180 NEW LENOX PCT 001	74	43	46	47	0	86		
0181 NEW LENOX PCT 002	75	52	50	57	0	66		
0182 NEW LENOX PCT 003	77	42	55	46	0	88		
0183 NEW LENOX PCT 004	111	68	71	85	0	109		
0184 NEW LENOX PCT 005	134	85	90	97	0	130		
0185 NEW LENOX PCT 006	92	57	65	71	0	83		
0186 NEW LENOX PCT 007	36	22	25	23	0	38		
0187 NEW LENOX PCT 008	30	23	23	22	0	22		
0188 NEW LENOX PCT 009	119	67	83	72	0	135		
0189 NEW LENOX PCT 010	215	141	146	164	0	194		
0190 NEW LENOX PCT 011	172	102	112	112	0	190		
0191 NEW LENOX PCT 012	95	63	71	66	0	85		
0192 NEW LENOX PCT 013	117	79	81	79	0	112		
0193 NEW LENOX PCT 014	142	100	105	96	0	125		
0194 NEW LENOX PCT 015	211	128	134	133	0	238		
0195 NEW LENOX PCT 016	189	126	125	142	0	174		
0196 NEW LENOX PCT 017	128	100	105	100	0	79		
0197 NEW LENOX PCT 018	133	91	98	96	0	114		
0198 NEW LENOX PCT 019	110	76	79	81	0	94		
0199 NEW LENOX PCT 020	157	115	118	113	0	125		

I, the undersigned do hereby certify that on April 23, 2019, I canvassed the returns of an election held on April 2, 2019 for NEW LENOX COMMUNITY PARK DISTRICT, and I proclaim that a total of 2,417 voters requested and received ballots and I do further certify the number of votes received for each candidate for this office, **and the winners are denoted with an asterisk next to his or her name.**

I further certify that the above is a true and complete Abstract of Votes and was prepared in my presence on April 23, 2019.

*Lauren Staley Ferry*  
 Lauren Staley Ferry, County Clerk  
 The County of Will, Illinois

ABSTRACT OF VOTES

Oswegoland Park  
 CONSOLIDATED ELECTION  
 APRIL 2, 2019

OFFICIAL RESULTS

RUN DATE:04/16/19 12:55 PM

	VOTES	PERCENT		VOTES	PERCENT
01 = BALLOTS CAST	21		OSWEGOLAND PARK COMMISSIONER UNEXP 4-YR		
OSWEGOLAND PARK COMMISSIONER FULL			Vote for not more than 1		
Vote for not more than 1			05 = John Wise	16	100.00
02 = Robert Ijams	16	100.00	06 = OVER VOTES	0	
03 = OVER VOTES	0		07 = UNDER VOTES	5	
04 = UNDER VOTES	5				
	-----				
	01	02	03	04	05
	-----				
0266 WHEATLAND PCT 001	5	3	0	2	3
0293 WHEATLAND PCT 028	16	13	0	3	13

This political subdivision has been canvassed by the election authority in which their principal office is located.



ABSTRACT OF VOTES

RUN DATE:04/16/19 12:55 PM

Peotone Park  
 CONSOLIDATED ELECTION  
 APRIL 2, 2019

OFFICIAL RESULTS

	VOTES	PERCENT		VOTES	PERCENT
01 = BALLOTS CAST	279		PEOTONE PARK COMMISSIONER		
			Vote for not more than 3		
			02 = Shaun Ziems*	186	44.93
			03 = Lindsey Schwiesow*	228	55.07
			04 = NO CANDIDATE FILED	0	
			05 = OVER VOTES	0	
			06 = UNDER VOTES	423	
	-----				
	01	02	03	04	05
	-----				
0200 PEOTONE PCT 001	138	87	110	0	0
0201 PEOTONE PCT 002	109	75	91	0	0
0300 WILL PCT 001	32	24	27	0	0

I, the undersigned do hereby certify that on April 23, 2019, I canvassed the returns of an election held on April 2, 2019 for PEOTONE PARK DISTRICT, and I proclaim that a total of 279 voters requested and received ballots and I do further certify the number of votes received for each candidate for this office, **and the winners are denoted with an asterisk next to his or her name.**

I further certify that the above is a true and complete Abstract of Votes and was prepared in my presence on April 23, 2019.

*Lauren Staley Ferry*  
 Lauren Staley Ferry, County Clerk  
 The County of Will, Illinois

ABSTRACT OF VOTES

Plainfield Park  
 CONSOLIDATED ELECTION  
 APRIL 2, 2019

OFFICIAL RESULTS

RUN DATE:04/16/19 12:55 PM

	VOTES	PERCENT		VOTES	PERCENT
01 = BALLOTS CAST	4,114		PLAINFIELD PARK COMMISSIONER UNEXP 4-YR		
PLAINFIELD PARK COMMISSIONER FULL			Vote for not more than 1		
Vote for not more than 2			06 = Bill Thoman*	3,437	100.00
02 = Jason K. Rausch*	3,297	63.29	07 = OVER VOTES	0	
03 = Syed Abedi*	1,912	36.71	08 = UNDER VOTES	677	
04 = OVER VOTES	0		PLAINFIELD PARK COMMISSIONER UNEXP 2-YR		
05 = UNDER VOTES	3,019		Vote for not more than 1		
			09 = Heath Wright*	3,403	100.00
			10 = OVER VOTES	0	
			11 = UNDER VOTES	711	

	01	02	03	04	05	06	07	08	09	10	11
0202 PLAINFIELD PCT 001	149	115	72	0	111	128	0	21	127	0	22
0203 PLAINFIELD PCT 002	115	91	49	0	90	96	0	19	94	0	21
0204 PLAINFIELD PCT 003	112	94	46	0	84	94	0	18	90	0	22
0205 PLAINFIELD PCT 004	23	16	13	0	17	18	0	5	21	0	2
0206 PLAINFIELD PCT 005	54	47	32	0	29	50	0	4	50	0	4
0207 PLAINFIELD PCT 006	38	32	19	0	25	34	0	4	32	0	6
0208 PLAINFIELD PCT 007	56	39	36	0	37	49	0	7	48	0	8
0209 PLAINFIELD PCT 008	153	114	69	0	123	124	0	29	120	0	33
0210 PLAINFIELD PCT 009	129	110	60	0	88	103	0	26	104	0	25
0211 PLAINFIELD PCT 010	191	158	75	0	149	147	0	44	161	0	30
0212 PLAINFIELD PCT 011	17	17	9	0	8	16	0	1	14	0	3
0213 PLAINFIELD PCT 012	68	53	40	0	43	61	0	7	58	0	10
0214 PLAINFIELD PCT 013	142	118	52	0	114	120	0	22	117	0	25
0215 PLAINFIELD PCT 014	177	135	87	0	132	132	0	45	136	0	41
0216 PLAINFIELD PCT 015	124	109	62	0	77	109	0	15	107	0	17
0217 PLAINFIELD PCT 016	88	73	43	0	60	78	0	10	78	0	10
0218 PLAINFIELD PCT 017	63	50	40	0	36	57	0	6	57	0	6
0219 PLAINFIELD PCT 018	84	70	46	0	52	75	0	9	73	0	11
0220 PLAINFIELD PCT 019	71	53	36	0	53	62	0	9	61	0	10
0221 PLAINFIELD PCT 020	100	84	43	0	73	87	0	13	87	0	13
0222 PLAINFIELD PCT 021	127	105	54	0	95	109	0	18	108	0	19
0223 PLAINFIELD PCT 022	103	86	49	0	71	90	0	13	91	0	12
0224 PLAINFIELD PCT 023	68	59	25	0	52	60	0	8	60	0	8
0225 PLAINFIELD PCT 024	132	111	54	0	99	111	0	21	110	0	22
0226 PLAINFIELD PCT 025	53	38	24	0	44	47	0	6	48	0	5
0227 PLAINFIELD PCT 026	23	16	6	0	24	16	0	7	15	0	8
0228 PLAINFIELD PCT 027	65	48	37	0	45	56	0	9	57	0	8
0229 PLAINFIELD PCT 028	51	45	26	0	31	49	0	2	49	0	2
0230 PLAINFIELD PCT 029	67	59	32	0	43	59	0	8	59	0	8
0231 PLAINFIELD PCT 030	124	107	56	0	85	112	0	12	110	0	14
0232 PLAINFIELD PCT 031	96	83	40	0	69	83	0	13	79	0	17
0233 PLAINFIELD PCT 032	81	51	33	0	78	67	0	14	63	0	18
0234 PLAINFIELD PCT 033	182	144	64	0	156	144	0	38	144	0	38
0235 PLAINFIELD PCT 034	91	75	47	0	60	83	0	8	84	0	7
0236 PLAINFIELD PCT 035	64	44	31	0	53	53	0	11	51	0	13
0266 WHEATLAND PCT 001	97	74	48	0	72	80	0	17	79	0	18
0281 WHEATLAND PCT 016	18	16	11	0	9	16	0	2	16	0	2
0288 WHEATLAND PCT 023	115	87	53	0	90	87	0	28	87	0	28
0290 WHEATLAND PCT 025	83	66	49	0	51	72	0	11	71	0	12
0291 WHEATLAND PCT 026	113	89	61	0	76	89	0	24	92	0	21
0293 WHEATLAND PCT 028	84	61	24	0	83	61	0	23	60	0	24
0294 WHEATLAND PCT 029	184	145	96	0	127	150	0	34	134	0	50
0295 WHEATLAND PCT 030	139	110	63	0	105	103	0	36	101	0	38

I, the undersigned do hereby certify that on April 23, 2019, I canvassed the returns of an election held on April 2, 2019 for PLAINFIELD TOWNSHIP PARK DISTRICT, and I proclaim that a total of 4,296 voters requested and received ballots and I do further certify the number of votes received for each candidate for this office, **and the winners are denoted with an asterisk next to his or her name.**

I further certify that the above is a true and complete Abstract of Votes and was prepared in my presence on April 23, 2019.

*Lauren Staley Ferry*  
 Lauren Staley Ferry, County Clerk  
 The County of Will, Illinois

01 = BALLOTS CAST  
 PLAINFIELD TWP.PARK COMM-6YR  
 VOTE FOR 2  
 02 = JASON K. RAUSCH  
 03 = SYED ABEDI  
 04 = OVER VOTES  
 05 = UNDER VOTES

VOTES PERCENT

182

128 60.95

82 39.05

0

154

PLAINFIELD TWP.PARK COMM-UNEX.4YR

VOTE FOR 1

06 = BILL THOMAN

07 = OVER VOTES

08 = UNDER VOTES

PLAINFIELD TWP.PARK COMM-UNEX.2YR

VOTE FOR 1

09 = HEATH WRIGHT

10 = OVER VOTES

11 = UNDER VOTES

VOTES PERCENT

150 100.00

0

32

147 100.00

0

35

	01	02	03	04	05	06	07	08	09	10	11
0078 NA AU SAY 2	70	57	29	0	54	57	0	13	55	0	15
0079 NA AU SAY 3	35	16	17	0	37	29	0	6	28	0	7
0080 NA AU SAY 4	48	34	24	0	38	43	0	5	42	0	6
0081 NA AU SAY 5	29	21	12	0	25	21	0	8	22	0	7

ABSTRACT OF VOTES

RUN DATE:04/16/19 12:55 PM

Tinley Park-Park  
 CONSOLIDATED ELECTION  
 APRIL 2, 2019

OFFICIAL RESULTS

	VOTES	PERCENT		VOTES	PERCENT
01 = BALLOTS CAST	26		TINLEY PARK-PARK DISTRICT REFERENDUM		
TINLEY PARK-PARK COMMISSIONER			Vote for not more than 1		
Vote for not more than 2			06 = YES	3	11.54
02 = Ashley Rubino	18	51.43	07 = NO	23	88.46
03 = Bernie O'Boyle	17	48.57	08 = OVER VOTES	0	
04 = OVER VOTES	0		09 = UNDER VOTES	0	
05 = UNDER VOTES	17				
	-----				
	01	02	03	04	05
	-----				
0059 FRANKFORT PCT 003	26	18	17	0	17
				3	23
				0	0

This political subdivision has been canvassed by the election authority in which their principal office is located.

ABSTRACT OF VOTES

RUN DATE:04/16/19 12:55 PM

Woodridge Park  
CONSOLIDATED ELECTION  
APRIL 2, 2019

OFFICIAL RESULTS

	VOTES	PERCENT		VOTES	PERCENT							
01 = BALLOTS CAST	0		WOODRIDGE PARK COMMISSIONER UNEXP 2-YR									
WOODRIDGE PARK COMMISSIONER FULL			Vote for not more than 1									
Vote for not more than 2			10 = Bill Cohen	0								
02 = Brian P. Coleman	0		11 = OVER VOTES	0								
03 = Sam Venouziou	0		12 = UNDER VOTES	0								
04 = OVER VOTES	0											
05 = UNDER VOTES	0											
WOODRIDGE PARK COMMISSIONER UNEXP 4-YR												
Vote for not more than 1												
06 = Fred C. Hohnke	0											
07 = Mary Wuttke Kranz	0											
08 = OVER VOTES	0											
09 = UNDER VOTES	0											
-----												
	01	02	03	04	05	06	07	08	09	10	11	12
	0	0	0	0	0	0	0	0	0	0	0	0
-----												

0051 DU PAGE PCT 033

This political subdivision has been canvassed by the election authority in which their principal office is located.

A stylized graphic of the state of North Carolina. The background is dark blue with several light blue stars scattered across it. The state's outline is filled with a light blue color. In the bottom right corner, there are diagonal stripes in red, white, and blue, resembling the American flag. The text "LIBRARY DISTRICTS" is centered in white, bold, sans-serif font.

# **LIBRARY DISTRICTS**

RUN DATE:04/16/19 12:55 PM

	VOTES	PERCENT					VOTES	PERCENT
01 = BALLOTS CAST	899		BEECHER LIBRARY TRUSTEE					
			Vote for not more than 3					
						02 = Shirley R. Biery*	609 32.95	
						03 = Michelle M. Stamper*	540 29.22	
						04 = Jennifer C. Bunte*	699 37.82	
						05 = OVER VOTES	0	
						06 = UNDER VOTES	849	
	-----							
	01	02	03	04	05	06		
	-----							
0262 WASHINGTON PCT 001	338	243	211	261	0	299		
0263 WASHINGTON PCT 002	300	181	169	227	0	323		
0264 WASHINGTON PCT 003	244	175	153	199	0	205		
0300 WILL PCT 001	17	10	7	12	0	22		

I, the undersigned do hereby certify that on April 23, 2019, I canvassed the returns of an election held on April 2, 2019 for BEECHER PUBLIC LIBRARY DISTRICT, and I proclaim that a total of 899 voters requested and received ballots and I do further certify the number of votes received for each candidate for this office, **and the winners are denoted with an asterisk next to his or her name.**

I further certify that the above is a true and complete Abstract of Votes and was prepared in my presence on April 23, 2019.

*Lauren Staley Ferry*  
 Lauren Staley Ferry, County Clerk  
 The County of Will, Illinois

RUN DATE:04/16/19 12:55 PM

	VOTES	PERCENT		VOTES	PERCENT
01 = BALLOTS CAST	1,563		CRETE LIBRARY TRUSTEE		
			Vote for not more than 3		
			02 = Judi Boehner*	1,247	38.62
			03 = Richard E. Beil*	981	30.38
			04 = Timothy P. Brennan*	1,001	31.00
			05 = OVER VOTES	0	
			06 = UNDER VOTES	1,460	
	01	02	03	04	05
0006 CRETE PCT 001	58	50	42	38	0
0007 CRETE PCT 002	4	4	3	3	0
0008 CRETE PCT 003	1	1	0	0	0
0009 CRETE PCT 004	171	127	101	106	0
0010 CRETE PCT 005	138	109	87	93	0
0011 CRETE PCT 006	190	147	131	126	0
0012 CRETE PCT 007	93	76	62	64	0
0013 CRETE PCT 008	288	229	166	168	0
0014 CRETE PCT 009	291	234	172	175	0
0015 CRETE PCT 010	55	39	30	31	0
0016 CRETE PCT 011	149	126	105	111	0
0017 CRETE PCT 012	125	105	82	86	0

I, the undersigned do hereby certify that on April 23, 2019, I canvassed the returns of an election held on April 2, 2019 for CRETE PUBLIC LIBRARY DISTRICT, and I proclaim that a total of 1,563 voters requested and received ballots and I do further certify the number of votes received for each candidate for this office, **and the winners are denoted with an asterisk next to his or her name.**

I further certify that the above is a true and complete Abstract of Votes and was prepared in my presence on April 23, 2019.

*Lauren Staley Ferry*  
 Lauren Staley Ferry, County Clerk  
 The County of Will, Illinois



ABSTRACT OF VOTES

RUN DATE:04/16/19 12:55 PM

Fossil Ridge Library  
CONSOLIDATED ELECTION  
APRIL 2, 2019

OFFICIAL RESULTS

	VOTES	PERCENT		VOTES	PERCENT
01 = BALLOTS CAST	1,447		FOSSIL RIDGE LIBRARY TRUSTEE		
			Vote for not more than 3		
			02 = Terri Downey*	1,016	38.96
			03 = Dannell Morrison*	784	30.06
			04 = Michael Lamb*	808	30.98
			05 = OVER VOTES	0	
			06 = UNDER VOTES	1,733	
	-----				
	01	02	03	04	05
	-----				
0018 CUSTER PCT 001	59	47	42	39	0
0237 REED PCT 001	442	304	227	238	0
0238 REED PCT 002	520	354	283	300	0
0239 REED PCT 003	426	311	232	231	0

I, the undersigned do hereby certify that on April 23, 2019, I canvassed the returns of an election held on April 2, 2019 for FOSSIL RIDGE PUBLIC LIBRARY DISTRICT, and I proclaim that a total of 2,290 voters requested and received ballots and I do further certify the number of votes received for each candidate for this office, **and the winners are denoted with an asterisk next to his or her name.**

I further certify that the above is a true and complete Abstract of Votes and was prepared in my presence on April 23, 2019.

*Lauren Staley Ferry*  
 Lauren Staley Ferry, County Clerk  
 The County of Will, Illinois







Statement of Votes Cast  
 Grundy County, IL  
 Consolidated Election  
 April 2, 2019

Date:04/17/19  
 Time:10:28:15  
 Page:196 of 396

SOVC For Jurisdiction Wide, All Counters, All Races  
 Official Results

TRUSTEE-FOSSIL R LIB

	Reg. Voters	Vote For	Times Counted	Total Votes	Times Over Voted	Number Of Under Votes	TERRI DOWNEY	DANNELL MORRISON	MICHAEL LAMB
Post Election	-	-	-	-	-	-	-	-	-
Total	-	-	-	-	-	-	-	-	-
SARATOGA 04									
Polling	-	-	-	-	-	-	-	-	-
Pre Election	-	-	-	-	-	-	-	-	-
Post Election	-	-	-	-	-	-	-	-	-
Total	-	-	-	-	-	-	-	-	-
SARATOGA 05									
Polling	-	-	-	-	-	-	-	-	-
Pre Election	-	-	-	-	-	-	-	-	-
Post Election	-	-	-	-	-	-	-	-	-
Total	-	-	-	-	-	-	-	-	-
VIENNA 01									
Polling	-	-	-	-	-	-	-	-	-
Pre Election	-	-	-	-	-	-	-	-	-
Post Election	-	-	-	-	-	-	-	-	-
Total	-	-	-	-	-	-	-	-	-
WAUPONSEE 01									
Polling	-	-	-	-	-	-	-	-	-
Pre Election	-	-	-	-	-	-	-	-	-
Post Election	-	-	-	-	-	-	-	-	-
Total	-	-	-	-	-	-	-	-	-
WAUPONSEE 02									
Polling	-	-	-	-	-	-	-	-	-
Pre Election	-	-	-	-	-	-	-	-	-
Post Election	-	-	-	-	-	-	-	-	-
Total	-	-	-	-	-	-	-	-	-
Total									
Polling	2240	12	615	963	0	882	352 36.55%	310 32.19%	301 31.26%
Pre Election	2240	12	42	51	0	75	17 33.33%	16 31.37%	18 35.29%
Post Election	2240	12	3	1	0	8	0 0.00%	1 100.00%	0 0.00%
Total	2240	36	660	1015	0	965	369 36.35%	327 32.22%	319 31.43%

# Kankakee County

## Statement of Votes Cast 2019 Consolidated Election SOVC For Jurisdiction Wide, All Counters, All Races Official Results

Date:04/16/19  
Time:10:45:04  
Page:57 of 107

### FOSSIL RIDGE LIBRARY TRUSTEE

	Reg. Voters	Times Counted	Total Votes	TERRI DOWNEY	DANNELL MORRISON	MICHAEL LAMB
Jurisdiction Wide						
SALINA	983	101	205	66 32.20%	61 29.76%	78 38.05%
ESSEX	998	82	152	56 36.84%	45 29.61%	51 33.55%
Total	1981	183	357	122 34.17%	106 29.69%	129 36.13%

RUN DATE:04/16/19 12:55 PM

		VOTES		PERCENT		FOUNTAINDALE LIBRARY TRUSTEE UNEXP 2-YR											VOTES		PERCENT	
01 = BALLOTS CAST		6,665				Vote for not more than 2														
FOUNTAINDALE LIBRARY TRUSTEE FULL						06 = Otis J. Gatlin											2,519		21.78	
Vote for not more than 2						07 = Margaret J. (Peggy) Danhof*											3,749		32.42	
02 = Kathryn J. Spindel*		4,950		53.28		08 = Ryan Harter											2,513		21.73	
03 = Marcelo Roberto Valencia*		4,340		46.72		09 = Celeste M. Bermejo*											2,783		24.07	
04 = OVER VOTES		0				10 = OVER VOTES											14			
05 = UNDER VOTES		4,040				11 = UNDER VOTES											1,738			
		01	02	03	04	05	06	07	08	09	10	11								
0019 DU PAGE PCT 001		0	0	0	0	0	0	0	0	0	0	0								
0022 DU PAGE PCT 004		202	137	125	0	142	77	98	74	77	0	78								
0023 DU PAGE PCT 005		247	184	153	0	157	91	145	95	103	0	60								
0024 DU PAGE PCT 006		259	214	193	0	111	90	160	80	135	0	53								
0025 DU PAGE PCT 007		1	1	1	0	0	0	1	1	0	0	0								
0026 DU PAGE PCT 008		255	189	173	0	148	99	148	99	110	0	54								
0027 DU PAGE PCT 009		205	146	135	0	129	70	125	67	87	0	61								
0028 DU PAGE PCT 010		295	220	180	0	190	112	167	112	105	0	94								
0029 DU PAGE PCT 011		253	196	172	0	138	86	150	96	116	0	58								
0030 DU PAGE PCT 012		249	194	177	0	127	73	164	77	129	0	55								
0031 DU PAGE PCT 013		242	181	160	0	143	103	133	102	86	2	56								
0032 DU PAGE PCT 014		301	209	193	0	200	107	170	112	130	1	81								
0033 DU PAGE PCT 015		246	186	156	0	150	87	139	101	106	1	57								
0034 DU PAGE PCT 016		305	205	174	0	231	141	128	161	98	2	78								
0035 DU PAGE PCT 017		284	210	191	0	167	116	152	112	116	0	72								
0036 DU PAGE PCT 018		246	190	156	0	146	64	160	74	126	1	66								
0037 DU PAGE PCT 019		207	154	131	0	129	79	126	76	85	0	48								
0038 DU PAGE PCT 020		182	136	117	0	111	66	120	59	85	0	34								
0039 DU PAGE PCT 021		245	187	151	0	152	86	148	89	102	2	61								
0040 DU PAGE PCT 022		310	249	208	0	163	108	191	102	144	1	73								
0041 DU PAGE PCT 023		324	224	208	0	216	146	163	126	118	0	95								
0042 DU PAGE PCT 024		199	157	136	0	105	74	110	73	92	0	49								
0043 DU PAGE PCT 025		223	178	159	0	109	77	138	83	95	0	53								
0044 DU PAGE PCT 026		214	164	145	0	119	71	134	67	97	1	57								
0045 DU PAGE PCT 027		239	170	147	0	161	120	111	98	86	0	63								
0046 DU PAGE PCT 028		205	141	133	0	136	79	109	95	73	0	54								
0047 DU PAGE PCT 029		243	174	145	0	167	92	116	105	87	0	86								
0048 DU PAGE PCT 030		211	154	143	0	125	115	92	82	69	1	62								
0049 DU PAGE PCT 031		174	125	116	0	107	54	99	55	86	2	50								
0050 DU PAGE PCT 032		0	0	0	0	0	0	0	0	0	0	0								
0051 DU PAGE PCT 033		11	9	6	0	7	2	5	5	3	0	7								
0284 WHEATLAND PCT 019		75	56	46	0	48	27	41	28	32	0	22								
0287 WHEATLAND PCT 022		13	10	10	0	6	7	6	7	5	0	1								

I, the undersigned do hereby certify that on April 23, 2019, I canvassed the returns of an election held on April 2, 2019 for FOUNTAINDALE PUBLIC LIBRARY DISTRICT, and I proclaim that a total of 6,802 voters requested and received ballots and I do further certify the number of votes received for each candidate for this office, **and the winners are denoted with an asterisk next to his or her name.**

I further certify that the above is a true and complete Abstract of Votes and was prepared in my presence on April 23, 2019.

*Lauren Staley Ferry*  
 Lauren Staley Ferry, County Clerk  
 The County of Will, Illinois

Election Summary Report  
 2019 Consolidated General  
 DuPage County, Illinois

Date:04/17/19  
 Time:10:24:42  
 Page:1 of 1

**Summary For Fountaindale Public Library District, All Counters, Fountaindale Library District**

Registered Voters 2555 - Cards Cast 137 5.36%

Num. Report Precinct 4 - Num. Reporting 4 100.00%

Fountaindale Lib Trt		Total	
Number of Precincts		4	
Precincts Reporting		4	100.0 %
Vote For		2	
Times Counted	137/1204		11.4 %
Total Votes		212	
Kathryn J. Spindel		111	52.36%
Marcelo Valencia		101	47.64%

Fountaindale Lib Trt X2Y		Total	
Number of Precincts		4	
Precincts Reporting		4	100.0 %
Vote For		2	
Times Counted	137/1204		11.4 %
Total Votes		238	
Otis J. Gatlin		46	19.33%
Margaret J. Danhof		81	34.03%
Ryan Harter		59	24.79%
Celeste M. Bermejo		52	21.85%



Statement of Votes Cast  
 2019 Consolidated General  
 DuPage County, Illinois

Date:04/17/19

Time:10:27:17

Page:1 of 2

SOVC For Fountaindale Public Library District, All Counters, Fountaindale Library District

	TURN OUT			Fountaindale Lib Trt						
	Reg. Voters	Cards Cast	% Turnout	Reg. Voters	Times Counted	Total Votes	Kathryn J. Spindel		Marcelo Valencia	
Jurisdiction Wide										
Lisle 048	742	46	6.20%	281	33	50	29	58.00%	21	42.00%
Lisle 049	789	90	11.41%	706	81	125	64	51.20%	61	48.80%
Lisle 093	669	106	15.84%	149	19	31	15	48.39%	16	51.61%
Lisle 128	355	24	6.76%	68	4	6	3	50.00%	3	50.00%
Total	2555	266	10.41%	1204	137	212	111	52.36%	101	47.64%

Statement of Votes Cast  
 2019 Consolidated General  
 DuPage County, Illinois

Date:04/17/19  
 Time:10:27:17  
 Page:2 of 2

**SOVC For Fountaindale Public Library District, All Counters, Fountaindale Library District**

Fountaindale Lib Trt X2Y

	Reg. Voters	Times Counted	Total Votes	Otis J. Gatlin		Margaret J. Danhof		Ryan Harter		Celeste M. Bermejo	
Jurisdiction Wide											
Lisle 048	281	33	60	15	25.00%	19	31.67%	16	26.67%	10	16.67%
Lisle 049	706	81	137	23	16.79%	48	35.04%	36	26.28%	30	21.90%
Lisle 093	149	19	34	6	17.65%	12	35.29%	5	14.71%	11	32.35%
Lisle 128	68	4	7	2	28.57%	2	28.57%	2	28.57%	1	14.29%
<b>Total</b>	<b>1204</b>	<b>137</b>	<b>238</b>	<b>46</b>	<b>19.33%</b>	<b>81</b>	<b>34.03%</b>	<b>59</b>	<b>24.79%</b>	<b>52</b>	<b>21.85%</b>

## Fountaindale Public Library District Trustee

Vote for not more than TWO

Reg Vtrs: 1,204

Precincts 4

Total votes: 212

Ballots Counted: 137

	80048	80049	80093	80128	Total
Kathryn J. Spindel	29	64	15	3	111
Marcelo Roberto Valencia	21	61	16	3	101
Registered Voters	281	706	149	68	1,204
Ballots Counted	33	81	19	4	137

## Fountaindale Public Library District Trustee - Unexpired 2 Year Term

Vote for not more than TWO

Reg Vtrs: 1,204

Precincts 4

Total votes: 238

Ballots Counted: 137

	80048	80049	80093	80128	Total
Otis J. Gatlin	15	23	6	2	46
Margaret J. (Peggy) Danhof	19	48	12	2	81
Ryan Harter	16	36	5	2	59
Celeste M. Bermejo	10	30	11	1	52
Registered Voters	281	706	149	68	1,204
Ballots Counted	33	81	19	4	137

RUN DATE:04/16/19 12:55 PM

	VOTES	PERCENT	FRANKFORT LIBRARY TRUSTEE UNEXP 2-YR		VOTES	PERCENT
01 = BALLOTS CAST	2,853		Vote for not more than 1			
FRANKFORT LIBRARY TRUSTEE FULL			06 = Jan Look*		2,224	100.00
Vote for not more than 2			07 = OVER VOTES		0	
02 = Erin Skibinski*	2,104	53.85	08 = UNDER VOTES		629	
03 = Rene Leyva*	1,803	46.15				
04 = OVER VOTES	0					
05 = UNDER VOTES	1,799					

	01	02	03	04	05	06	07	08
0059 FRANKFORT PCT 003	0	0	0	0	0	0	0	0
0060 FRANKFORT PCT 004	0	0	0	0	0	0	0	0
0064 FRANKFORT PCT 008	37	24	26	0	24	33	0	4
0066 FRANKFORT PCT 010	0	0	0	0	0	0	0	0
0067 FRANKFORT PCT 011	314	227	199	0	202	242	0	72
0069 FRANKFORT PCT 013	7	7	5	0	2	6	0	1
0070 FRANKFORT PCT 014	164	115	94	0	119	134	0	30
0071 FRANKFORT PCT 015	112	80	74	0	70	87	0	25
0072 FRANKFORT PCT 016	163	130	106	0	90	132	0	31
0073 FRANKFORT PCT 017	74	48	37	0	63	49	0	25
0074 FRANKFORT PCT 018	119	84	76	0	78	94	0	25
0075 FRANKFORT PCT 019	143	101	94	0	91	112	0	31
0076 FRANKFORT PCT 020	135	93	79	0	98	102	0	33
0077 FRANKFORT PCT 021	196	153	127	0	112	154	0	42
0078 FRANKFORT PCT 022	209	160	145	0	113	165	0	44
0079 FRANKFORT PCT 023	224	172	143	0	133	173	0	51
0080 FRANKFORT PCT 024	134	93	84	0	91	99	0	35
0081 FRANKFORT PCT 025	348	260	213	0	223	268	0	80
0082 FRANKFORT PCT 026	196	148	132	0	112	163	0	33
0083 FRANKFORT PCT 027	150	111	91	0	98	111	0	39
0084 FRANKFORT PCT 028	128	98	78	0	80	100	0	28

I, the undersigned do hereby certify that on April 23, 2019, I canvassed the returns of an election held on April 2, 2019 for FRANKFORT PUBLIC LIBRARY DISTRICT, and I proclaim that a total of 2,876 voters requested and received ballots and I do further certify the number of votes received for each candidate for this office, **and the winners are denoted with an asterisk next to his or her name.**

I further certify that the above is a true and complete Abstract of Votes and was prepared in my presence on April 23, 2019.

*Lauren Staley Ferry*  
 Lauren Staley Ferry, County Clerk  
 The County of Will, Illinois

**1 Trst, Frankfort Library District, 2yr.**

90000001	Total	Registered	Ballots Cast	Turnout (%)	Jan Look	1														
90000023	Total	3	1	33.33	1															
90000050	Total	16	0	0.00	20															
Rich	Total	755	22	2.91	21															
	Total	774	23	2.97																



RUN DATE:04/16/19 12:55 PM

	VOTES	PERCENT	HOMER LIBRARY TRUSTEE UNEXP 2-YR	VOTES	PERCENT
01 = BALLOTS CAST	3,163		Vote for not more than 1		
HOMER LIBRARY TRUSTEE FULL			08 = Eileen McCaffrey*	2,458	100.00
Vote for not more than 4			09 = OVER VOTES	0	
02 = Jane Klunk*	2,110	33.22	10 = UNDER VOTES	705	
03 = Cynthia L. Bochenek*	2,167	34.12			
04 = Rita Woods*	2,074	32.66			
05 = NO CANDIDATE FILED	0				
06 = OVER VOTES	0				
07 = UNDER VOTES	6,301				

	01	02	03	04	05	06	07	08	09	10
0087 HOMER PCT 001	102	70	67	67	0	0	204	82	0	20
0088 HOMER PCT 002	209	127	141	135	0	0	433	160	0	49
0089 HOMER PCT 003	155	104	112	106	0	0	298	131	0	24
0090 HOMER PCT 004	159	115	107	110	0	0	304	123	0	36
0091 HOMER PCT 005	159	113	106	101	0	0	316	119	0	40
0092 HOMER PCT 006	133	93	100	94	0	0	245	111	0	22
0093 HOMER PCT 007	236	164	168	164	0	0	448	189	0	47
0094 HOMER PCT 008	161	105	113	106	0	0	320	125	0	36
0095 HOMER PCT 009	130	95	95	91	0	0	239	110	0	20
0096 HOMER PCT 010	223	150	149	154	0	0	439	170	0	53
0097 HOMER PCT 011	227	137	147	134	0	0	490	162	0	65
0098 HOMER PCT 012	240	153	159	150	0	0	498	187	0	53
0099 HOMER PCT 013	159	104	115	105	0	0	312	127	0	32
0100 HOMER PCT 014	245	157	154	144	0	0	525	171	0	74
0101 HOMER PCT 015	166	118	125	119	0	0	302	135	0	31
0102 HOMER PCT 016	184	117	118	116	0	0	385	136	0	48
0103 HOMER PCT 017	181	112	115	107	0	0	390	139	0	42
0104 HOMER PCT 018	94	76	76	71	0	0	153	81	0	13

I, the undersigned do hereby certify that on April 23, 2019, I canvassed the returns of an election held on April 2, 2019 for HOMER TOWNSHIP PUBLIC LIBRARY DISTRICT, and I proclaim that a total of 3,163 voters requested and received ballots and I do further certify the number of votes received for each candidate for this office, **and the winners are denoted with an asterisk next to his or her name.**

I further certify that the above is a true and complete Abstract of Votes and was prepared in my presence on April 23, 2019.

*Lauren Staley Ferry*  
 Lauren Staley Ferry, County Clerk  
 The County of Will, Illinois

ABSTRACT OF VOTES

Manhattan-Elwood Library  
 CONSOLIDATED ELECTION  
 APRIL 2, 2019

OFFICIAL RESULTS

RUN DATE:04/16/19 12:55 PM

	VOTES	PERCENT	MANHATTAN-ELWOOD LIBRARY TRUSTEE UNEXP 2-YR							VOTES	PERCENT
01 = BALLOTS CAST	1,138		Vote for not more than 2								
MANHATTAN-ELWOOD LIBRARY TRUSTEE FULL			06 = Jan Krekel*							780	49.43
Vote for not more than 3			07 = Kimberly Ciuffini*							798	50.57
02 = Sharon Gill*	946	100.00	08 = OVER VOTES							0	
03 = NO CANDIDATE FILED	0		09 = UNDER VOTES							698	
04 = OVER VOTES	0										
05 = UNDER VOTES	2,468										
	-----										
	01	02	03	04	05	06	07	08	09		
	-----										
0085 GREEN GARDEN PCT 001	0	0	0	0	0	0	0	0	0	0	
0105 JACKSON PCT 001	162	139	0	0	347	119	113	0	92		
0106 JACKSON PCT 002	265	205	0	0	590	162	189	0	179		
0168 MANHATTAN PCT 001	162	143	0	0	343	122	115	0	87		
0169 MANHATTAN PCT 002	261	216	0	0	567	179	176	0	167		
0170 MANHATTAN PCT 003	134	112	0	0	290	96	101	0	71		
0171 MANHATTAN PCT 004	154	131	0	0	331	102	104	0	102		

I, the undersigned do hereby certify that on April 23, 2019, I canvassed the returns of an election held on April 2, 2019 for MANHATTAN-ELWOOD PUBLIC LIBRARY DISTRICT, and I proclaim that a total of 1,138 voters requested and received ballots and I do further certify the number of votes received for each candidate for this office, **and the winners are denoted with an asterisk next to his or her name.**

I further certify that the above is a true and complete Abstract of Votes and was prepared in my presence on April 23, 2019.

*Lauren Staley Ferry*  
 Lauren Staley Ferry, County Clerk  
 The County of Will, Illinois



ABSTRACT OF VOTES

RUN DATE:04/16/19 12:55 PM

Manteno Library  
CONSOLIDATED ELECTION  
APRIL 2, 2019

OFFICIAL RESULTS

	VOTES	PERCENT		VOTES	PERCENT
01 = BALLOTS CAST	5		MANTENO PUBLIC LIBRARY TRUSTEE		
			Vote for not more than 2		
			02 = Gale Dodge	5	62.50
			03 = Nancy Shear	3	37.50
			04 = OVER VOTES	0	
			05 = UNDER VOTES	2	
	-----				
	01	02	03	04	05
	-----				
0265 WESLEY PCT 001	5	5	3	0	2

<p>This political subdivision has been canvassed by the election authority in which their principal office is located.</p>
--

	VOTES	PERCENT		VOTES	PERCENT
01 = BALLOTS CAST	2,296		MOKENA LIBRARY TRUSTEE		
			Vote for not more than 2		
			02 = Donald L. McGuan*	1,751	100.00
			03 = NO CANDIDATE FILED	0	
			04 = OVER VOTES	0	
			05 = UNDER VOTES	2,841	

	01	02	03	04	05
0057 FRANKFORT PCT 001	319	247	0	0	391
0058 FRANKFORT PCT 002	205	161	0	0	249
0059 FRANKFORT PCT 003	1	1	0	0	1
0060 FRANKFORT PCT 004	111	85	0	0	137
0061 FRANKFORT PCT 005	323	253	0	0	393
0062 FRANKFORT PCT 006	244	178	0	0	310
0063 FRANKFORT PCT 007	201	158	0	0	244
0064 FRANKFORT PCT 008	34	29	0	0	39
0068 FRANKFORT PCT 012	304	243	0	0	365
0069 FRANKFORT PCT 013	191	146	0	0	236
0073 FRANKFORT PCT 017	290	197	0	0	383
0074 FRANKFORT PCT 018	73	53	0	0	93

I, the undersigned do hereby certify that on April 23, 2019, I canvassed the returns of an election held on April 2, 2019 for MOKENA COMMUNITY PUBLIC LIBRARY, and I proclaim that a total of 2,296 voters requested and received ballots and I do further certify the number of votes received for each candidate for this office, **and the winners are denoted with an asterisk next to his or her name.**

I further certify that the above is a true and complete Abstract of Votes and was prepared in my presence on April 23, 2019.

*Lauren Staley Ferry*  
 Lauren Staley Ferry, County Clerk  
 The County of Will, Illinois

RUN DATE:04/16/19 12:55 PM

	VOTES PERCENT							VOTES PERCENT	
01 = BALLOTS CAST	2,465								
	NEW LENOX LIBRARY TRUSTEE								
	Vote for not more than 3								
	02 = Louis J. Broccolo							1,147	21.47
	03 = Alex Vancina*							1,324	24.78
	04 = Michelle DeBella Monbrod*							1,384	25.91
	05 = Bonnie Ulstad*							1,487	27.84
	06 = OVER VOTES							0	
	07 = UNDER VOTES							2,053	
	01	02	03	04	05	06	07		
0143 JOLIET PCT 037	14	3	8	8	11	0	12		
0180 NEW LENOX PCT 001	5	2	1	3	4	0	5		
0181 NEW LENOX PCT 002	85	39	53	48	53	0	62		
0182 NEW LENOX PCT 003	0	0	0	0	0	0	0		
0183 NEW LENOX PCT 004	111	64	60	63	77	0	69		
0184 NEW LENOX PCT 005	134	60	71	70	78	0	123		
0185 NEW LENOX PCT 006	92	38	52	44	57	0	85		
0186 NEW LENOX PCT 007	138	55	75	76	79	0	129		
0187 NEW LENOX PCT 008	98	56	51	68	70	0	49		
0188 NEW LENOX PCT 009	119	47	64	58	74	0	114		
0189 NEW LENOX PCT 010	215	101	116	118	136	0	174		
0190 NEW LENOX PCT 011	172	72	91	91	101	0	161		
0191 NEW LENOX PCT 012	95	47	58	56	58	0	66		
0192 NEW LENOX PCT 013	117	68	50	68	76	0	89		
0193 NEW LENOX PCT 014	142	71	75	77	84	0	119		
0194 NEW LENOX PCT 015	211	87	98	116	105	0	227		
0195 NEW LENOX PCT 016	189	89	83	116	123	0	156		
0196 NEW LENOX PCT 017	128	66	85	66	76	0	91		
0197 NEW LENOX PCT 018	133	61	75	91	74	0	98		
0198 NEW LENOX PCT 019	110	53	62	72	60	0	83		
0199 NEW LENOX PCT 020	157	68	96	75	91	0	141		

I, the undersigned do hereby certify that on April 23, 2019, I canvassed the returns of an election held on April 2, 2019 for NEW LENOX PUBLIC LIBRARY DISTRICT, and I proclaim that a total of 2,465 voters requested and received ballots and I do further certify the number of votes received for each candidate for this office, **and the winners are denoted with an asterisk next to his or her name.**

I further certify that the above is a true and complete Abstract of Votes and was prepared in my presence on April 23, 2019.

*Lauren Staley Ferry*  
 Lauren Staley Ferry, County Clerk  
 The County of Will, Illinois

ABSTRACT OF VOTES

RUN DATE:04/16/19 12:55 PM

Orland Park Library  
CONSOLIDATED ELECTION  
APRIL 2, 2019

OFFICIAL RESULTS

	VOTES	PERCENT	VILLAGE OF ORLAND PARK LIBRARY TRUSTEE				VOTES	PERCENT
01 = BALLOTS CAST	51		Vote for not more than 2					
			02 = Bridget Mary Lindbloom				31	51.67
			03 = Daniel F. Sanchez				5	8.33
			04 = Charles McShane				24	40.00
			05 = OVER VOTES				1	
			06 = UNDER VOTES				40	
-----								
	01	02	03	04	05	06		
-----								
0058 FRANKFORT PCT 002	51	31	5	24	1	40		

<p>This political subdivision has been canvassed by the election authority in which their principal office is located.</p>
--

ABSTRACT OF VOTES

RUN DATE:04/16/19 12:55 PM

Oswego Library  
 CONSOLIDATED ELECTION  
 APRIL 2, 2019

OFFICIAL RESULTS

	VOTES	PERCENT		VOTES	PERCENT						
01 = BALLOTS CAST	135		OSWEGO LIBRARY TRUSTEE UNEXP 2-YR								
OSWEGO LIBRARY TRUSTEE FULL			Vote for not more than 1								
Vote for not more than 3			08 = NO CANDIDATE FILED	0							
02 = Terry Friedman	53	22.08	09 = WRITE-IN	4	100.00						
03 = Dana Young	60	25.00	10 = OVER VOTES	0							
04 = Judith Roberts	55	22.92	11 = UNDER VOTES	131							
05 = Christine Diehl	72	30.00									
06 = OVER VOTES	0										
07 = UNDER VOTES	165										
-----											
	01	02	03	04	05	06	07	08	09	10	11
-----											
0266 WHEATLAND PCT 001	84	37	38	36	43	0	98	0	1	0	83
0288 WHEATLAND PCT 023	43	15	18	16	24	0	56	0	3	0	40
0297 WHEATLAND PCT 032	4	0	3	3	4	0	2	0	0	0	4
0299 WHEATLAND PCT 034	4	1	1	0	1	0	9	0	0	0	4

This political subdivision has been canvassed by the election authority in which their principal office is located.

ABSTRACT OF VOTES

RUN DATE:04/16/19 12:55 PM

Park Forest Library  
 CONSOLIDATED ELECTION  
 APRIL 2, 2019

OFFICIAL RESULTS

	VOTES	PERCENT	VILLAGE OF PARK FOREST LIBRARY TRUSTEE UNEXP 2-YR						VOTES	PERCENT
01 = BALLOTS CAST	283		Vote for not more than 1							
VILLAGE OF PARK FOREST LIBRARY TRUSTEE FULL			06 = NO CANDIDATE FILED						0	
Vote for not more than 2			07 = OVER VOTES						0	
02 = Linda E. Marron	216	58.06	08 = UNDER VOTES						283	
03 = Marcus Hampton	156	41.94								
04 = OVER VOTES	0									
05 = UNDER VOTES	194									
	-----									
	01	02	03	04	05	06	07	08		
	-----									
0006 CRETE PCT 001	60	41	37	0	42	0	0	60		
0172 MONEE PCT 001	138	104	78	0	94	0	0	138		
0173 MONEE PCT 002	85	71	41	0	58	0	0	85		

This political subdivision has been canvassed by the election authority in which their principal office is located.

RUN DATE:04/16/19 12:55 PM

	VOTES	PERCENT		VOTES	PERCENT
01 = BALLOTS CAST	1,323		PEOTONE LIBRARY TRUSTEE UNEXP 2-YR		
PEOTONE LIBRARY TRUSTEE FULL			Vote for not more than 1		
Vote for not more than 3			07 = Ann Marie Nagel*	1,070	100.00
02 = Sandra M. Gall*	984	55.97	08 = OVER VOTES	0	
03 = Joseph P. Mills*	774	44.03	09 = UNDER VOTES	253	
04 = NO CANDIDATE FILED	0				
05 = OVER VOTES	0				
06 = UNDER VOTES	2,211				
	-----				
	01	02	03	04	05
	06	07	08	09	
	-----				
0085 GREEN GARDEN PCT 001	58	54	42	0	0
0086 GREEN GARDEN PCT 002	56	46	37	0	0
0172 MONEE PCT 001	11	8	6	0	0
0174 MONEE PCT 003	178	114	105	0	0
0175 MONEE PCT 004	224	149	110	0	0
0179 MONEE PCT 008	194	131	104	0	0
0200 PEOTONE PCT 001	166	145	104	0	0
0201 PEOTONE PCT 002	134	117	86	0	0
0300 WILL PCT 001	86	64	52	0	0
0304 WILTON PCT 001	216	156	128	0	0

I, the undersigned do hereby certify that on April 23, 2019, I canvassed the returns of an election held on April 2, 2019 for PEOTONE PUBLIC LIBRARY DISTRICT, and I proclaim that a total of 1,323 voters requested and received ballots and I do further certify the number of votes received for each candidate for this office, **and the winners are denoted with an asterisk next to his or her name.**

I further certify that the above is a true and complete Abstract of Votes and was prepared in my presence on April 23, 2019.

*Lauren Staley Ferry*  
 Lauren Staley Ferry, County Clerk  
 The County of Will, Illinois

RUN DATE:04/16/19 12:55 PM

		VOTES PERCENT					VOTES PERCENT	
01 = BALLOTS CAST		3,709					PLAINFIELD LIBRARY TRUSTEE	
							Vote for not more than 3	
							02 = Carl F. Gilmore*	
							03 = Jason Cann*	
							04 = NO CANDIDATE FILED	
							05 = OVER VOTES	
							06 = UNDER VOTES	
		-----						
		01	02	03	04	05	06	
		-----						
0202	PLAINFIELD PCT 001	149	108	103	0	0	236	
0203	PLAINFIELD PCT 002	115	82	81	0	0	182	
0204	PLAINFIELD PCT 003	112	80	77	0	0	179	
0205	PLAINFIELD PCT 004	23	17	15	0	0	37	
0206	PLAINFIELD PCT 005	54	46	39	0	0	77	
0207	PLAINFIELD PCT 006	38	28	26	0	0	60	
0208	PLAINFIELD PCT 007	56	41	41	0	0	86	
0209	PLAINFIELD PCT 008	153	107	107	0	0	245	
0210	PLAINFIELD PCT 009	129	94	91	0	0	202	
0211	PLAINFIELD PCT 010	191	136	131	0	0	306	
0212	PLAINFIELD PCT 011	17	13	14	0	0	24	
0213	PLAINFIELD PCT 012	68	48	47	0	0	109	
0214	PLAINFIELD PCT 013	142	112	107	0	0	207	
0215	PLAINFIELD PCT 014	177	120	125	0	0	286	
0216	PLAINFIELD PCT 015	124	94	99	0	0	179	
0217	PLAINFIELD PCT 016	88	67	70	0	0	127	
0218	PLAINFIELD PCT 017	18	15	14	0	0	25	
0219	PLAINFIELD PCT 018	47	35	36	0	0	70	
0220	PLAINFIELD PCT 019	71	52	45	0	0	116	
0221	PLAINFIELD PCT 020	32	26	23	0	0	47	
0222	PLAINFIELD PCT 021	26	20	19	0	0	39	
0223	PLAINFIELD PCT 022	71	50	52	0	0	111	
0224	PLAINFIELD PCT 023	26	21	22	0	0	35	
0225	PLAINFIELD PCT 024	55	46	46	0	0	73	
0226	PLAINFIELD PCT 025	38	29	24	0	0	61	
0227	PLAINFIELD PCT 026	9	6	4	0	0	17	
0228	PLAINFIELD PCT 027	39	29	26	0	0	62	
0229	PLAINFIELD PCT 028	4	4	4	0	0	4	
0230	PLAINFIELD PCT 029	0	0	0	0	0	0	
0232	PLAINFIELD PCT 031	12	10	6	0	0	20	
0233	PLAINFIELD PCT 032	0	0	0	0	0	0	
0234	PLAINFIELD PCT 033	1	0	0	0	0	3	
0235	PLAINFIELD PCT 034	8	6	7	0	0	11	
0236	PLAINFIELD PCT 035	49	38	31	0	0	78	
0266	WHEATLAND PCT 001	79	53	50	0	0	134	
0281	WHEATLAND PCT 016	18	14	16	0	0	24	
0284	WHEATLAND PCT 019	150	103	100	0	0	247	
0287	WHEATLAND PCT 022	323	183	219	0	0	567	
0288	WHEATLAND PCT 023	62	43	45	0	0	98	
0290	WHEATLAND PCT 025	83	60	63	0	0	126	
0291	WHEATLAND PCT 026	125	89	89	0	0	197	
0292	WHEATLAND PCT 027	304	188	214	0	0	510	
0293	WHEATLAND PCT 028	99	60	59	0	0	178	
0294	WHEATLAND PCT 029	185	129	108	0	0	318	
0295	WHEATLAND PCT 030	139	90	87	0	0	240	

I, the undersigned do hereby certify that on April 23, 2019, I canvassed the returns of an election held on April 2, 2019 for PLAINFIELD PUBLIC LIBRARY DISTRICT, and I proclaim that a total of 3,709 voters requested and received ballots and I do further certify the number of votes received for each candidate for this office, **and the winners are denoted with an asterisk next to his or her name.**

I further certify that the above is a true and complete Abstract of Votes and was prepared in my presence on April 23, 2019.

*Lauren Staley Ferry*  
 Lauren Staley Ferry, County Clerk  
 The County of Will, Illinois



RUN DATE:04/19/19 09:37 AM

APRIL 2, 2019  
KENDALL COUNTY, ILLINOIS  
WITH 2 OF 2 PRECINCTS REPORTING

VOTES PERCENT

VOTES PERCENT

01 = BALLOTS CAST

0

PLAINFIELD LIBRARY TRUSTEE-4YR

VOTE FOR 3

02 = CARL F. GILMORE

0

03 = JASON CANN

0

04 = OVER VOTES

0

05 = UNDER VOTES

0

	01	02	03	04	05
0077 NA AU SAY 1	0	0	0	0	0
0078 NA AU SAY 2	0	0	0	0	0

0077 NA AU SAY 1  
0078 NA AU SAY 2

RUN DATE:04/16/19 12:55 PM

01 = BALLOTS CAST

VOTES PERCENT  
 3,220

SHOREWOOD-TROY LIBRARY TRUSTEE  
 Vote for not more than 2  
 02 = Amy Chellino\*  
 03 = Chanel Taylor\*  
 04 = OVER VOTES  
 05 = UNDER VOTES

VOTES PERCENT  
 2,391 57.50  
 1,767 42.50  
 0  
 2,282

	01	02	03	04	05
0240 TROY PCT 001	1	0	0	0	2
0241 TROY PCT 002	2	2	2	0	0
0242 TROY PCT 003	116	89	66	0	77
0243 TROY PCT 004	27	23	14	0	17
0244 TROY PCT 005	16	13	6	0	13
0246 TROY PCT 007	205	155	123	0	132
0247 TROY PCT 008	33	24	20	0	22
0248 TROY PCT 009	71	58	40	0	44
0249 TROY PCT 010	249	189	147	0	162
0250 TROY PCT 011	39	29	24	0	25
0252 TROY PCT 013	636	477	361	0	434
0253 TROY PCT 014	353	271	207	0	228
0254 TROY PCT 015	243	174	136	0	176
0256 TROY PCT 017	331	239	176	0	247
0257 TROY PCT 018	9	9	5	0	4
0259 TROY PCT 020	437	320	236	0	318
0260 TROY PCT 021	420	294	192	0	354
0261 TROY PCT 022	32	25	12	0	27

I, the undersigned do hereby certify that on April 23, 2019, I canvassed the returns of an election held on April 2, 2019 for SHOREWOOD-TROY PUBLIC LIBRARY DISTRICT, and I proclaim that a total of 3,220 voters requested and received ballots and I do further certify the number of votes received for each candidate for this office, **and the winners are denoted with an asterisk next to his or her name.**

I further certify that the above is a true and complete Abstract of Votes and was prepared in my presence on April 23, 2019.

*Lauren Staley Ferry*  
 Lauren Staley Ferry, County Clerk  
 The County of Will, Illinois

ABSTRACT OF VOTES

Steger-S Chicago Library  
CONSOLIDATED ELECTION  
APRIL 2, 2019

OFFICIAL RESULTS

RUN DATE:04/16/19 12:55 PM

01 = BALLOTS CAST

VOTES PERCENT

253

STEGER-SOUTH CHICAGO HEIGHTS LIBRARY TRUSTEE

Vote for not more than 3

02 = Andrea Holocek-Sherman

03 = Luanne Thurman

04 = Janet Lesak-Fiorenzo

05 = OVER VOTES

06 = UNDER VOTES

VOTES PERCENT

176 33.85

176 33.85

168 32.31

0

239

	01	02	03	04	05	06
0006 CRETE PCT 001	0	0	0	0	0	0
0007 CRETE PCT 002	107	78	73	72	0	98
0008 CRETE PCT 003	132	88	93	86	0	129
0009 CRETE PCT 004	14	10	10	10	0	12

This political subdivision has been canvassed by the election authority in which their principal office is located.

ABSTRACT OF VOTES

RUN DATE:04/16/19 12:55 PM

Three Rivers Library  
 CONSOLIDATED ELECTION  
 APRIL 2, 2019

OFFICIAL RESULTS

	VOTES	PERCENT		VOTES	PERCENT
01 = BALLOTS CAST	1,297		THREE RIVERS LIBRARY TRUSTEE UNEXP 4-YR		
THREE RIVERS LIBRARY TRUSTEE FULL			Vote for not more than 1		
Vote for not more than 2			06 = Samantha Lynne Young*	1,019	100.00
02 = Diane Chesson*	977	53.45	07 = OVER VOTES	0	
03 = Martha Swick*	851	46.55	08 = UNDER VOTES	278	
04 = OVER VOTES	0				
05 = UNDER VOTES	766				
	-----				
	01	02	03	04	05
	-----				
0001 CHANNAHON PCT 001	167	129	118	0	87
0002 CHANNAHON PCT 002	323	239	216	0	191
0003 CHANNAHON PCT 003	248	174	154	0	168
0004 CHANNAHON PCT 004	198	163	134	0	99
0005 CHANNAHON PCT 005	155	120	100	0	90
0242 TROY PCT 003	31	22	24	0	16
0260 TROY PCT 021	2	2	1	0	1
0261 TROY PCT 022	173	128	104	0	114

I, the undersigned do hereby certify that on April 23, 2019, I canvassed the returns of an election held on April 2, 2019 for THREE RIVERS PUBLIC LIBRARY DISTRICT, and I proclaim that a total of 3,474 voters requested and received ballots and I do further certify the number of votes received for each candidate for this office, **and the winners are denoted with an asterisk next to his or her name.**

I further certify that the above is a true and complete Abstract of Votes and was prepared in my presence on April 23, 2019.

*Lauren Staley Ferry*  
 Lauren Staley Ferry, County Clerk  
 The County of Will, Illinois







Statement of Votes Cast  
 Grundy County, IL  
 Consolidated Election  
 April 2, 2019

Date:04/17/19  
 Time:10:28:16  
 Page:208 of 396

SOVC For Jurisdiction Wide, All Counters, All Races  
 Official Results

TRUSTEE-3 RIV LIB										
	Reg. Voters	Vote For	Times Counted	Total Votes	Times Over Voted	Number Of Under Votes	DIANE CHESSON		MARHA SWICK	
Post Election	-	-	-	-	-	-	-	-	-	-
Total	-	-	-	-	-	-	-	-	-	-
SARATOGA 04	-	-	-	-	-	-	-	-	-	-
Polling	-	-	-	-	-	-	-	-	-	-
Pre Election	-	-	-	-	-	-	-	-	-	-
Post Election	-	-	-	-	-	-	-	-	-	-
Total	-	-	-	-	-	-	-	-	-	-
SARATOGA 05	-	-	-	-	-	-	-	-	-	-
Polling	-	-	-	-	-	-	-	-	-	-
Pre Election	-	-	-	-	-	-	-	-	-	-
Post Election	-	-	-	-	-	-	-	-	-	-
Total	-	-	-	-	-	-	-	-	-	-
VIENNA 01	-	-	-	-	-	-	-	-	-	-
Polling	-	-	-	-	-	-	-	-	-	-
Pre Election	-	-	-	-	-	-	-	-	-	-
Post Election	-	-	-	-	-	-	-	-	-	-
Total	-	-	-	-	-	-	-	-	-	-
WAUPONSEE 01	-	-	-	-	-	-	-	-	-	-
Polling	-	-	-	-	-	-	-	-	-	-
Pre Election	-	-	-	-	-	-	-	-	-	-
Post Election	-	-	-	-	-	-	-	-	-	-
Total	-	-	-	-	-	-	-	-	-	-
WAUPONSEE 02	-	-	-	-	-	-	-	-	-	-
Polling	-	-	-	-	-	-	-	-	-	-
Pre Election	-	-	-	-	-	-	-	-	-	-
Post Election	-	-	-	-	-	-	-	-	-	-
Total	-	-	-	-	-	-	-	-	-	-
<b>Total</b>										
Polling	8958	14	1722	2074	0	1370	1121	54.05%	953	45.95%
Pre Election	8958	14	155	206	0	104	117	56.80%	89	43.20%
Post Election	8958	14	22	29	0	15	16	55.17%	13	44.83%
<b>Total</b>	<b>8958</b>	<b>42</b>	<b>1899</b>	<b>2309</b>	<b>0</b>	<b>1489</b>	<b>1254</b>	<b>54.31%</b>	<b>1055</b>	<b>45.69%</b>



Statement of Votes Cast  
 Grundy County, IL  
 Consolidated Election  
 April 2, 2019

Date:04/17/19  
 Time:10:28:16  
 Page:209 of 396

SOVC For Jurisdiction Wide, All Counters, All Races  
 Official Results

TRUSTEE-3 RIV LIB 4 YR							
	Reg. Voters	Vote For	Times Counted	Total Votes	Times Over Voted	Number Of Under Votes	S. YOUNG
Jurisdiction Wide							
AUX SABLE 01							
Polling	1231	1	266	198	0	68	198 100.00%
Pre Election	1231	1	17	11	0	6	11 100.00%
Post Election	1231	1	9	8	0	1	8 100.00%
Total	1231	3	292	217	0	75	217 100.00%
AUX SABLE 02							
Polling	961	1	83	69	0	14	69 100.00%
Pre Election	961	1	9	7	0	2	7 100.00%
Post Election	961	1	0	0	0	0	0 -
Total	961	3	92	76	0	16	76 100.00%
AUX SABLE 03							
Polling	866	1	216	153	0	63	153 100.00%
Pre Election	866	1	19	12	0	7	12 100.00%
Post Election	866	1	0	0	0	0	0 -
Total	866	3	235	165	0	70	165 100.00%
AUX SABLE 04							
Polling	1710	1	387	286	0	101	286 100.00%
Pre Election	1710	1	39	27	0	12	27 100.00%
Post Election	1710	1	3	1	0	2	1 100.00%
Total	1710	3	429	314	0	115	314 100.00%
AUX SABLE 05							
Polling	1512	1	278	211	0	67	211 100.00%
Pre Election	1512	1	18	12	0	6	12 100.00%
Post Election	1512	1	2	2	0	0	2 100.00%
Total	1512	3	298	225	0	73	225 100.00%
AUX SABLE 06							
Polling	1462	1	325	245	0	80	245 100.00%
Pre Election	1462	1	33	27	0	6	27 100.00%
Post Election	1462	1	3	1	0	2	1 100.00%
Total	1462	3	361	273	0	88	273 100.00%
AUX SABLE 07							
Polling	1216	1	167	131	0	36	131 100.00%
Pre Election	1216	1	20	16	0	4	16 100.00%
Post Election	1216	1	5	4	0	1	4 100.00%
Total	1216	3	192	151	0	41	151 100.00%
BRACEVILLE 01							
Polling	-	-	-	-	-	-	-
Pre Election	-	-	-	-	-	-	-
Post Election	-	-	-	-	-	-	-
Total	-	-	-	-	-	-	-
BRACEVILLE 02							
Polling	-	-	-	-	-	-	-
Pre Election	-	-	-	-	-	-	-
Post Election	-	-	-	-	-	-	-
Total	-	-	-	-	-	-	-
BRACEVILLE 03							
Polling	-	-	-	-	-	-	-
Pre Election	-	-	-	-	-	-	-
Post Election	-	-	-	-	-	-	-
Total	-	-	-	-	-	-	-
BRACEVILLE 04							
Polling	-	-	-	-	-	-	-
Pre Election	-	-	-	-	-	-	-
Post Election	-	-	-	-	-	-	-
Total	-	-	-	-	-	-	-
ERIENNA 01							
Polling	-	-	-	-	-	-	-

Statement of Votes Cast  
 Grundy County, IL  
 Consolidated Election  
 April 2, 2019

Date:04/17/19  
 Time:10:28:16  
 Page:210 of 396

SOVC For Jurisdiction Wide, All Counters, All Races  
 Official Results

TRUSTEE-3 RIV LIB 4 YR							
	Reg. Voters	Vote For	Times Counted	Total Votes	Times Over Voted	Number Of Under Votes	S. YOUNG
Pre Election	-	-	-	-	-	-	-
Post Election	-	-	-	-	-	-	-
Total	-	-	-	-	-	-	-
ERIENNA 02	-	-	-	-	-	-	-
Polling	-	-	-	-	-	-	-
Pre Election	-	-	-	-	-	-	-
Post Election	-	-	-	-	-	-	-
Total	-	-	-	-	-	-	-
FELIX 01	-	-	-	-	-	-	-
Polling	-	-	-	-	-	-	-
Pre Election	-	-	-	-	-	-	-
Post Election	-	-	-	-	-	-	-
Total	-	-	-	-	-	-	-
FELIX 02	-	-	-	-	-	-	-
Polling	-	-	-	-	-	-	-
Pre Election	-	-	-	-	-	-	-
Post Election	-	-	-	-	-	-	-
Total	-	-	-	-	-	-	-
FELIX 03	-	-	-	-	-	-	-
Polling	-	-	-	-	-	-	-
Pre Election	-	-	-	-	-	-	-
Post Election	-	-	-	-	-	-	-
Total	-	-	-	-	-	-	-
FELIX 04	-	-	-	-	-	-	-
Polling	-	-	-	-	-	-	-
Pre Election	-	-	-	-	-	-	-
Post Election	-	-	-	-	-	-	-
Total	-	-	-	-	-	-	-
GARFIELD 01	-	-	-	-	-	-	-
Polling	-	-	-	-	-	-	-
Pre Election	-	-	-	-	-	-	-
Post Election	-	-	-	-	-	-	-
Total	-	-	-	-	-	-	-
GOODFARM 01	-	-	-	-	-	-	-
Polling	-	-	-	-	-	-	-
Pre Election	-	-	-	-	-	-	-
Post Election	-	-	-	-	-	-	-
Total	-	-	-	-	-	-	-
GOOSE LAKE 01	-	-	-	-	-	-	-
Polling	-	-	-	-	-	-	-
Pre Election	-	-	-	-	-	-	-
Post Election	-	-	-	-	-	-	-
Total	-	-	-	-	-	-	-
GOOSE LAKE 02	-	-	-	-	-	-	-
Polling	-	-	-	-	-	-	-
Pre Election	-	-	-	-	-	-	-
Post Election	-	-	-	-	-	-	-
Total	-	-	-	-	-	-	-
GREENFIELD 01	-	-	-	-	-	-	-
Polling	-	-	-	-	-	-	-
Pre Election	-	-	-	-	-	-	-
Post Election	-	-	-	-	-	-	-
Total	-	-	-	-	-	-	-
HIGHLAND 01	-	-	-	-	-	-	-
Polling	-	-	-	-	-	-	-
Pre Election	-	-	-	-	-	-	-
Post Election	-	-	-	-	-	-	-
Total	-	-	-	-	-	-	-

Statement of Votes Cast  
 Grundy County, IL  
 Consolidated Election

Date:04/17/19  
 Time:10:28:16  
 Page:211 of 396

April 2, 2019  
 SOVC For Jurisdiction Wide, All Counters, All Races  
 Official Results

TRUSTEE-3 RIV LIB 4 YR							
	Reg. Voters	Vote For	Times Counted	Total Votes	Times Over Voted	Number Of Under Votes	S. YOUNG
MAINE 01							
Polling	-	-	-	-	-	-	-
Pre Election	-	-	-	-	-	-	-
Post Election	-	-	-	-	-	-	-
Total	-	-	-	-	-	-	-
MAZON 01							
Polling	-	-	-	-	-	-	-
Pre Election	-	-	-	-	-	-	-
Post Election	-	-	-	-	-	-	-
Total	-	-	-	-	-	-	-
MORRIS 01							
Polling	-	-	-	-	-	-	-
Pre Election	-	-	-	-	-	-	-
Post Election	-	-	-	-	-	-	-
Total	-	-	-	-	-	-	-
MORRIS 02							
Polling	-	-	-	-	-	-	-
Pre Election	-	-	-	-	-	-	-
Post Election	-	-	-	-	-	-	-
Total	-	-	-	-	-	-	-
MORRIS 03							
Polling	-	-	-	-	-	-	-
Pre Election	-	-	-	-	-	-	-
Post Election	-	-	-	-	-	-	-
Total	-	-	-	-	-	-	-
MORRIS 04							
Polling	-	-	-	-	-	-	-
Pre Election	-	-	-	-	-	-	-
Post Election	-	-	-	-	-	-	-
Total	-	-	-	-	-	-	-
MORRIS 05							
Polling	-	-	-	-	-	-	-
Pre Election	-	-	-	-	-	-	-
Post Election	-	-	-	-	-	-	-
Total	-	-	-	-	-	-	-
NETTLE CREEK 01							
Polling	-	-	-	-	-	-	-
Pre Election	-	-	-	-	-	-	-
Post Election	-	-	-	-	-	-	-
Total	-	-	-	-	-	-	-
NORMAN 01							
Polling	-	-	-	-	-	-	-
Pre Election	-	-	-	-	-	-	-
Post Election	-	-	-	-	-	-	-
Total	-	-	-	-	-	-	-
SARATOGA 01							
Polling	-	-	-	-	-	-	-
Pre Election	-	-	-	-	-	-	-
Post Election	-	-	-	-	-	-	-
Total	-	-	-	-	-	-	-
SARATOGA 02							
Polling	-	-	-	-	-	-	-
Pre Election	-	-	-	-	-	-	-
Post Election	-	-	-	-	-	-	-
Total	-	-	-	-	-	-	-
SARATOGA 03							
Polling	-	-	-	-	-	-	-
Pre Election	-	-	-	-	-	-	-

Statement of Votes Cast  
 Grundy County, IL  
 Consolidated Election  
 April 2, 2019

Date:04/17/19  
 Time:10:28:16  
 Page:212 of 396

SOVC For Jurisdiction Wide, All Counters, All Races  
 Official Results

TRUSTEE-3 RIV LIB 4 YR							
	Reg. Voters	Vote For	Times Counted	Total Votes	Times Over Voted	Number Of Under Votes	S. YOUNG
Post Election	-	-	-	-	-	-	-
Total	-	-	-	-	-	-	-
SARATOGA 04							
Polling	-	-	-	-	-	-	-
Pre Election	-	-	-	-	-	-	-
Post Election	-	-	-	-	-	-	-
Total	-	-	-	-	-	-	-
SARATOGA 05							
Polling	-	-	-	-	-	-	-
Pre Election	-	-	-	-	-	-	-
Post Election	-	-	-	-	-	-	-
Total	-	-	-	-	-	-	-
VIENNA 01							
Polling	-	-	-	-	-	-	-
Pre Election	-	-	-	-	-	-	-
Post Election	-	-	-	-	-	-	-
Total	-	-	-	-	-	-	-
WAUPONSEE 01							
Polling	-	-	-	-	-	-	-
Pre Election	-	-	-	-	-	-	-
Post Election	-	-	-	-	-	-	-
Total	-	-	-	-	-	-	-
WAUPONSEE 02							
Polling	-	-	-	-	-	-	-
Pre Election	-	-	-	-	-	-	-
Post Election	-	-	-	-	-	-	-
Total	-	-	-	-	-	-	-
Total							
Polling	8958	7	1722	1293	0	429	1293 100.00%
Pre Election	8958	7	155	112	0	43	112 100.00%
Post Election	8958	7	22	16	0	6	16 100.00%
Total	8958	21	1899	1421	0	478	1421 100.00%

RUN DATE:04/19/19 09:37 AM

APRIL 2, 2019  
KENDALL COUNTY, ILLINOIS  
WITH 3 OF 3 PRECINCTS REPORTING

REPORT-EL86 PAGE 022

	VOTES	PERCENT		VOTES	PERCENT
01 = BALLOTS CAST	278		THREE RIVERS LIBRARY TRUSTEE-4YR		
THREE RIVERS LIBRARY TRUSTEE-6YR			VOTE FOR 1		
VOTE FOR 2			06 = SAMANTHA LYNNE YOUNG	210	100.00
02 = DIANE CHESSON	187	54.84	07 = OVER VOTES	0	
03 = MARTHA SWICK	154	45.16	08 = UNDER VOTES	68	
04 = OVER VOTES	0				
05 = UNDER VOTES	215				

	01	02	03	04	05	06	07	08
0085 SEWARD 1	267	181	148	0	205	202	0	65
0086 SEWARD 2	4	2	3	0	3	3	0	1
0087 SEWARD 3	7	4	3	0	7	5	0	2

ABSTRACT OF VOTES

RUN DATE:04/16/19 12:55 PM

Tinley Park Library  
 CONSOLIDATED ELECTION  
 APRIL 2, 2019

OFFICIAL RESULTS

	VOTES	PERCENT	VILLAGE OF TINLEY PARK LIBRARY TRUSTEE				VOTES	PERCENT
01 = BALLOTS CAST	880		Vote for not more than 2					
			02 = Patricia Adaranijo				379	30.25
			03 = Gina Miller				591	47.17
			04 = Bradley Daniels				283	22.59
			05 = OVER VOTES				4	
			06 = UNDER VOTES				499	
	-----							
	01	02	03	04	05	06		
	-----							
0059 FRANKFORT PCT 003	329	131	220	115	0	192		
0064 FRANKFORT PCT 008	54	15	27	15	0	51		
0065 FRANKFORT PCT 009	210	86	153	74	1	105		
0066 FRANKFORT PCT 010	287	147	191	79	3	151		
0070 FRANKFORT PCT 014	0	0	0	0	0	0		

This political subdivision has been canvassed by the election authority in which their principal office is located.

RUN DATE:04/16/19 12:55 PM

01 = BALLOTS CAST

VOTES	PERCENT		VOTES	PERCENT
1,231		UNIVERSITY PARK LIBRARY TRUSTEE		
		Vote for not more than 3		
		02 = Deborah J. Stroud*	725	29.85
		03 = Ruby J. Giddings*	504	20.75
		04 = Sheryl L. Jones-Harper*	703	28.94
		05 = Eugene Lawson, Jr.	497	20.46
		06 = OVER VOTES	0	
		07 = UNDER VOTES	1,264	

	01	02	03	04	05	06	07
0006 CRETE PCT 001	73	38	29	51	27	0	74
0172 MONEE PCT 001	0	0	0	0	0	0	0
0173 MONEE PCT 002	206	118	81	116	94	0	209
0175 MONEE PCT 004	0	0	0	0	0	0	0
0176 MONEE PCT 005	297	181	105	156	116	0	333
0177 MONEE PCT 006	251	142	108	131	93	0	279
0178 MONEE PCT 007	404	246	181	249	167	0	369
0179 MONEE PCT 008	0	0	0	0	0	0	0

I, the undersigned do hereby certify that on April 23, 2019, I canvassed the returns of an election held on April 2, 2019 for UNIVERSITY PARK PUBLIC LIBRARY DISTRICT, and I proclaim that a total of 1,238 voters requested and received ballots and I do further certify the number of votes received for each candidate for this office, **and the winners are denoted with an asterisk next to his or her name.**

I further certify that the above is a true and complete Abstract of Votes and was prepared in my presence on April 23, 2019.

*Lauren Staley Ferry*  
 Lauren Staley Ferry, County Clerk  
 The County of Will, Illinois

**1 Trst, University Park Library District, 4yr.**

9000038	Rich															
		Total	195	7	3.59		1	6	7	5	2					
		Registered	195	7	3.59		1	6	7	5	2					
		Ballots Cast	7	7	3.59		1	6	7	5	2					
		Turnout (%)			3.59		1	6	7	5	2					
		Eugene Lawson, Jr.					1	6	7	5	2					
		Ruby J. Giddings					1	6	7	5	2					
		Sheryl L. Jones-Harper					1	6	7	5	2					
		Deborah J. Stroud					1	6	7	5	2					



RUN DATE:04/16/19 12:55 PM

	VOTES		PERCENT		WHITE OAK LIBRARY REFERENDUM						VOTES	PERCENT
01 = BALLOTS CAST	5,890				Vote for not more than 1							
WHITE OAK LIBRARY TRUSTEE					07 = YES						2,807	48.78
Vote for not more than 2					08 = NO						2,947	51.22
02 = E. Gayle Crompton*	3,704	42.07			09 = OVER VOTES						1	
03 = Zachary W. Binkley*	3,075	34.93			10 = UNDER VOTES						135	
04 = Rigoberto "Rigo" Valle	2,025	23.00										
05 = OVER VOTES	14											
06 = UNDER VOTES	2,948											
	01	02	03	04	05	06	07	08	09	10		
0042 DU PAGE PCT 024	0	0	0	0	0	0	0	0	0	0		
0050 DU PAGE PCT 032	194	120	119	71	2	74	125	69	0	0		
0051 DU PAGE PCT 033	114	73	60	35	1	58	66	47	0	1		
0052 DU PAGE PCT 034	159	117	74	58	0	69	99	59	0	1		
0053 DU PAGE PCT 035	29	14	12	13	0	19	20	9	0	0		
0054 DU PAGE PCT 036	214	142	116	71	0	99	128	84	0	2		
0055 DU PAGE PCT 037	151	90	86	64	0	62	99	51	0	1		
0107 JOLIET PCT 001	45	28	22	16	0	24	20	21	0	4		
0108 JOLIET PCT 002	0	0	0	0	0	0	0	0	0	0		
0144 LOCKPORT PCT 001	406	300	216	157	0	139	217	175	1	13		
0145 LOCKPORT PCT 002	142	66	73	55	4	82	62	76	0	4		
0146 LOCKPORT PCT 003	106	54	41	46	3	65	45	59	0	2		
0147 LOCKPORT PCT 004	105	62	54	41	1	51	54	51	0	0		
0148 LOCKPORT PCT 005	189	117	112	45	0	104	48	140	0	1		
0149 LOCKPORT PCT 006	76	45	35	34	0	38	44	30	0	2		
0150 LOCKPORT PCT 007	103	66	51	48	1	39	62	41	0	0		
0151 LOCKPORT PCT 008	65	37	35	24	0	34	30	31	0	4		
0152 LOCKPORT PCT 009	343	240	208	113	1	123	212	127	0	4		
0153 LOCKPORT PCT 010	203	108	106	70	0	122	74	115	0	14		
0154 LOCKPORT PCT 011	236	135	115	83	0	139	101	127	0	8		
0155 LOCKPORT PCT 012	162	84	94	57	0	89	50	108	0	4		
0156 LOCKPORT PCT 013	548	375	299	174	0	248	278	261	0	9		
0157 LOCKPORT PCT 014	193	128	102	63	0	93	79	112	0	2		
0158 LOCKPORT PCT 015	192	100	84	76	0	124	91	85	0	16		
0159 LOCKPORT PCT 016	231	147	112	83	0	120	106	123	0	2		
0160 LOCKPORT PCT 017	346	198	151	121	0	222	156	185	0	5		
0161 LOCKPORT PCT 018	134	81	63	42	0	82	50	83	0	1		
0162 LOCKPORT PCT 019	294	202	185	83	0	118	114	171	0	9		
0163 LOCKPORT PCT 020	201	127	103	62	0	110	96	101	0	4		
0164 LOCKPORT PCT 021	164	97	86	51	0	94	73	88	0	3		
0165 LOCKPORT PCT 022	183	117	90	43	0	116	73	106	0	4		
0166 LOCKPORT PCT 023	150	86	67	47	1	98	50	96	0	4		
0167 LOCKPORT PCT 024	105	73	41	43	0	53	38	59	0	8		
0235 PLAINFIELD PCT 034	57	39	32	21	0	22	25	31	0	1		
0245 TROY PCT 006	50	36	31	15	0	18	22	26	0	2		

I, the undersigned do hereby certify that on April 23, 2019, I canvassed the returns of an election held on April 2, 2019 for WHITE OAK LIBRARY DISTRICT, and I proclaim that a total of 5,890 voters requested and received ballots and I do further certify the number of votes received for each candidate for this office, **and the winners are denoted with an asterisk next to his or her name.**

I further certify that the above is a true and complete Abstract of Votes and was prepared in my presence on April 23, 2019.

*Lauren Staley Ferry*  
 Lauren Staley Ferry, County Clerk  
 The County of Will, Illinois

I, the undersigned do hereby certify that on April 23, 2019, I canvassed the returns of an election held on April 2, 2019 for WHITE OAK LIBRARY DISTRICT and I proclaim that a total of 5,890 voters requested and received ballots and I do further certify that the following Question of Public Policy did receive the number of votes herein recorded and has **FAILED**.


*Shall the limiting rate under the Property Tax Extension Limitation Law for the White Oak Library District, Will County, Illinois, be increased by an additional amount equal to 0.0296% above the limiting rate for levy year 2017 and be equal to 0.215% of the equalized assessed value of the taxable property therein for levy year 2019?*

*(1) The approximate amount of taxes extendable at the most recently extended limiting rate is \$3,704,861, and the approximate amount of taxes extendable if the proposition is approved is \$4,296,359.*

*(2) For the 2019 levy year the approximate amount of the additional tax extendable against property containing a single family residence and having a fair market value at the time of the referendum of \$100,000 is estimated to be \$8.39.*

*(3) If the proposition is approved, the aggregate extension for the 2019 levy year will be determined by the limiting rate set forth in the proposition, rather than the otherwise applicable limiting rate calculated under the provisions of the Property Tax Extension Limitation Law (commonly known as the Property Tax Cap Law).*

I further certify that the above is a true and complete Abstract of Votes and was prepared in my presence on April 23, 2019.

  
Lauren Staley Ferry, County Clerk  
The County of Will, Illinois

RUN DATE:04/16/19 12:55 PM

	VOTES	PERCENT		VOTES	PERCENT						
01 = BALLOTS CAST	861		WILMINGTON LIBRARY TRUSTEE UNEXP 2-YR								
WILMINGTON LIBRARY TRUSTEE FULL			Vote for not more than 1								
Vote for not more than 3			08 = NO CANDIDATE FILED	0							
02 = Danielle "Danni" Esposito	427	24.04	09 = WRITE-IN Carrie Rezabek*	61	100.00						
03 = Christine L. Reigh*	432	24.32	10 = OVER VOTES	0							
04 = Diana M. Zolecki-Browning*	439	24.72	11 = UNDER VOTES	800							
05 = Mary M. Fitzsimmons*	478	26.91									
06 = OVER VOTES	2										
07 = UNDER VOTES	801										
	-----										
	01	02	03	04	05	06	07	08	09	10	11
	-----										
0056 FLORENCE PCT 001	101	41	48	54	59	0	101	0	10	0	91
0265 WESLEY PCT 001	93	55	48	66	60	1	47	0	6	0	87
0301 WILMINGTON PCT 001	215	96	115	102	106	1	223	0	11	0	204
0302 WILMINGTON PCT 002	134	61	71	71	79	0	120	0	10	0	124
0303 WILMINGTON PCT 003	318	174	150	146	174	0	310	0	24	0	294

I, the undersigned do hereby certify that on April 23, 2019, I canvassed the returns of an election held on April 2, 2019 for WILMINGTON PUBLIC LIBRARY DISTRICT, and I proclaim that a total of 861 voters requested and received ballots and I do further certify the number of votes received for each candidate for this office, **and the winners are denoted with an asterisk next to his or her name.**

I further certify that the above is a true and complete Abstract of Votes and was prepared in my presence on April 23, 2019.

*Lauren Staley Ferry*  
 Lauren Staley Ferry, County Clerk  
 The County of Will, Illinois

ABSTRACT OF VOTES

Woodridge Library  
 CONSOLIDATED ELECTION  
 APRIL 2, 2019

OFFICIAL RESULTS

RUN DATE:04/16/19 12:55 PM

	VOTES	PERCENT		VOTES	PERCENT					
01 = BALLOTS CAST	1		WOODRIDGE PUBLIC LIBRARY TRUSTEE UNEXP 2-YR							
WOODRIDGE PUBLIC LIBRARY TRUSTEE FULL			Vote for not more than 1							
Vote for not more than 2			07 = Nancy L. Staszak	1	100.00					
02 = John Majewski	0		08 = Ronald L. Campbell	0						
03 = Christopher Tripp	1	50.00	09 = OVER VOTES	0						
04 = Joseph Heneghan	1	50.00	10 = UNDER VOTES	0						
05 = OVER VOTES	0									
06 = UNDER VOTES	0									
	-----									
	01	02	03	04	05	06	07	08	09	10
	-----									
0023 DU PAGE PCT 005	1	0	1	1	0	0	1	0	0	0
0051 DU PAGE PCT 033	0	0	0	0	0	0	0	0	0	0

This political subdivision has been canvassed by the election authority in which their principal office is located.

The background features a stylized American flag. The top-left portion is dark blue with light blue stars. The rest of the image is divided diagonally into red and white stripes. A light blue map of North Carolina is overlaid on the flag, with the text centered on it.

**GRADE  
SCHOOL  
DISTRICTS**

RUN DATE:04/16/19 12:55 PM

	VOTES	PERCENT		VOTES	PERCENT							
01 = BALLOTS CAST	348		CHANEY-MONGE SD 88 BOARD MEMBER FULL									
CHANEY-MONGE SD 88 BOARD MEMBER UNEXP 2-YR			Vote for not more than 3									
Vote for not more than 3			07 = Charles H. Methvin, II*	228	47.70							
02 = Cira Linko*	277	95.19	08 = Rosie J. Sanchez*	226	47.28							
03 = NO CANDIDATE FILED	0		09 = NO CANDIDATE FILED	0								
04 = WRITE-IN Richard Santoro*	14	4.81	10 = WRITE-IN Nicole Semplinski*	24	5.02							
05 = OVER VOTES	0		11 = OVER VOTES	0								
06 = UNDER VOTES	753		12 = UNDER VOTES	566								
-----												
	01	02	03	04	05	06	07	08	09	10	11	12
0158 LOCKPORT PCT 015	0	0	0	0	0	0	0	0	0	0	0	0
0164 LOCKPORT PCT 021	15	15	0	0	0	30	14	11	0	0	0	20
0165 LOCKPORT PCT 022	183	139	0	11	0	399	111	117	0	13	0	308
0166 LOCKPORT PCT 023	150	123	0	3	0	324	103	98	0	11	0	238

I, the undersigned do hereby certify that on April 23, 2019, I canvassed the returns of an election held on April 2, 2019 for CHANEY-MONGE SCHOOL DISTRICT NO. 88, and I proclaim that a total of 348 voters requested and received ballots and I do further certify the number of votes received for each candidate for this office, **and the winners are denoted with an asterisk next to his or her name.**

I further certify that the above is a true and complete Abstract of Votes and was prepared in my presence on April 23, 2019.

*Lauren Staley Ferry*  
 Lauren Staley Ferry, County Clerk  
 The County of Will, Illinois

ABSTRACT OF VOTES

Channahon SD 17  
 CONSOLIDATED ELECTION  
 APRIL 2, 2019

OFFICIAL RESULTS

RUN DATE:04/16/19 12:55 PM

	VOTES	PERCENT		VOTES	PERCENT						
01 = BALLOTS CAST	1,079		CHANNAHON SD 17 BOARD MEMBER FULL								
CHANNAHON SD 17 BOARD MEMBER UNEXP 2-YR			Vote for not more than 3								
Vote for not more than 1			06 = Christine Bucciarelli*	637	27.26						
02 = NO CANDIDATE FILED	0		07 = Kevin Murphy*	621	26.57						
03 = WRITE-IN Brandt Compton*	110	100.00	08 = Julie Bankes*	559	23.92						
04 = OVER VOTES	0		09 = Mistey Kosek	520	22.25						
05 = UNDER VOTES	969		10 = OVER VOTES	1							
			11 = UNDER VOTES	897							
			-----								
	01	02	03	04	05	06	07	08	09	10	11
	-----										
0001 CHANNAHON PCT 001	167	0	10	0	157	94	94	87	87	1	136
0002 CHANNAHON PCT 002	319	0	30	0	289	185	172	173	136	0	291
0003 CHANNAHON PCT 003	240	0	32	0	208	128	122	117	118	0	235
0004 CHANNAHON PCT 004	198	0	22	0	176	136	126	102	107	0	123
0005 CHANNAHON PCT 005	155	0	16	0	139	94	107	80	72	0	112

I, the undersigned do hereby certify that on April 23, 2019, I canvassed the returns of an election held on April 2, 2019 for CHANNAHON SCHOOL DISTRICT NO. 17, and I proclaim that a total of 1,079 voters requested and received ballots and I do further certify the number of votes received for each candidate for this office, **and the winners are denoted with an asterisk next to his or her name.**

I further certify that the above is a true and complete Abstract of Votes and was prepared in my presence on April 23, 2019.

*Lauren Staley Ferry*  
 Lauren Staley Ferry, County Clerk  
 The County of Will, Illinois

ABSTRACT OF VOTES

Elwood CCSD 203  
CONSOLIDATED ELECTION  
APRIL 2, 2019


OFFICIAL RESULTS

RUN DATE:04/16/19 12:55 PM

	VOTES	PERCENT		VOTES	PERCENT				
01 = BALLOTS CAST	429		ELWOOD CCSD 203 BOARD MEMBER FULL						
ELWOOD CCSD 203 BOARD MEMBER UNEXP 2-YR			Vote for not more than 3						
Vote for not more than 1			05 = Lawrence "Larry" Stasiak, Jr.*	306	34.69				
02 = NO CANDIDATE FILED	0		06 = Mike Kruchten*	295	33.45				
03 = OVER VOTES	0		07 = Brandon Lipke*	281	31.86				
04 = UNDER VOTES	429		08 = OVER VOTES	0					
			09 = UNDER VOTES	405					
			-----						
	01	02	03	04	05	06	07	08	09
	-----								
0105 JACKSON PCT 001	173	0	0	173	124	126	119	0	150
0106 JACKSON PCT 002	256	0	0	256	182	169	162	0	255

I, the undersigned do hereby certify that on April 23, 2019, I canvassed the returns of an election held on April 2, 2019 for ELWOOD COMMUNITY CONSOLIDATED SCHOOL DISTRICT NO. 203, and I proclaim that a total of 429 voters requested and received ballots and I do further certify the number of votes received for each candidate for this office, **and the winners are denoted with an asterisk next to his or her name.**

I further certify that the above is a true and complete Abstract of Votes and was prepared in my presence on April 23, 2019.

  
 Lauren Staley Ferry, County Clerk  
 The County of Will, Illinois



RUN DATE:04/16/19 12:55 PM

	VOTES	PERCENT	FAIRMONT SD 89 BOARD MEMBER							VOTES	PERCENT
01 = BALLOTS CAST	422		Vote for not more than 4								
									02 = Linda Pierzchalski*	316	25.69
									03 = Karen Custer*	298	24.23
									04 = Janice M. Posey*	309	25.12
									05 = Dionne Wright*	307	24.96
									06 = OVER VOTES	0	
									07 = UNDER VOTES	458	
			-----								
			01	02	03	04	05	06	07		
			-----								
0161 LOCKPORT PCT 018	23	15	14	13	16	0	34				
0162 LOCKPORT PCT 019	294	242	223	214	206	0	291				
0167 LOCKPORT PCT 024	105	59	61	82	85	0	133				

I, the undersigned do hereby certify that on April 23, 2019, I canvassed the returns of an election held on April 2, 2019 for FAIRMONT SCHOOL DISTRICT NO. 89, and I proclaim that a total of 422 voters requested and received ballots and I do further certify the number of votes received for each candidate for this office, **and the winners are denoted with an asterisk next to his or her name.**

I further certify that the above is a true and complete Abstract of Votes and was prepared in my presence on April 23, 2019.

*Lauren Staley Ferry*  
 Lauren Staley Ferry, County Clerk  
 The County of Will, Illinois

RUN DATE:04/16/19 12:55 PM

		VOTES	PERCENT	FRANKFORT CCSD 157-C BOARD MEMBER FULL											VOTES	PERCENT	
01 = BALLOTS CAST		2,044		Vote for not more than 4													
FRANKFORT CCSD 157-C BOARD MEMBER UNEXP 2-YR				05 = Sital Bhargava												825	13.78
Vote for not more than 1				06 = Brian Skibinski*												1,299	21.70
02 = Edie Adamski*		1,564	100.00	07 = Edith Lutz*												1,287	21.50
03 = OVER VOTES		0		08 = Larry Kociolek*												1,215	20.29
04 = UNDER VOTES		480		09 = Michael G. Bouck*												1,361	22.73
				10 = OVER VOTES												0	
				11 = UNDER VOTES												2,189	
		-----															
		01	02	03	04	05	06	07	08	09	10	11					
		-----															
0064	FRANKFORT PCT 008	22	15	0	7	10	15	14	13	14	0	22					
0067	FRANKFORT PCT 011	314	245	0	69	116	190	200	192	224	0	334					
0069	FRANKFORT PCT 013	7	6	0	1	6	3	6	5	5	0	3					
0072	FRANKFORT PCT 016	8	7	0	1	2	8	7	5	5	0	5					
0073	FRANKFORT PCT 017	74	49	0	25	43	42	38	37	49	0	87					
0074	FRANKFORT PCT 018	192	148	0	44	66	117	135	109	120	0	221					
0077	FRANKFORT PCT 021	196	155	0	41	72	127	122	127	137	0	199					
0078	FRANKFORT PCT 022	180	140	0	40	78	120	112	117	115	0	178					
0079	FRANKFORT PCT 023	224	166	0	58	93	134	136	138	148	0	247					
0081	FRANKFORT PCT 025	348	261	0	87	123	231	202	180	211	0	445					
0082	FRANKFORT PCT 026	196	156	0	40	82	133	134	117	127	0	191					
0083	FRANKFORT PCT 027	150	114	0	36	51	101	90	96	115	0	147					
0084	FRANKFORT PCT 028	128	97	0	31	79	75	86	76	86	0	110					
0193	NEW LENOX PCT 014	0	0	0	0	0	0	0	0	0	0	0					
0199	NEW LENOX PCT 020	5	5	0	0	4	3	5	3	5	0	0					

I, the undersigned do hereby certify that on April 23, 2019, I canvassed the returns of an election held on April 2, 2019 for FRANKFORT CONSOLIDATED SCHOOL DISTRICT NO. 157-C, and I proclaim that a total of 2,044 voters requested and received ballots and I do further certify the number of votes received for each candidate for this office, **and the winners are denoted with an asterisk next to his or her name.**

I further certify that the above is a true and complete Abstract of Votes and was prepared in my presence on April 23, 2019.

*Lauren Staley Ferry*  
 Lauren Staley Ferry, County Clerk  
 The County of Will, Illinois

RUN DATE:04/16/19 12:55 PM

	VOTES	PERCENT	HOMER CCSD 33C BOARD MEMBER				VOTES	PERCENT
01 = BALLOTS CAST	2,422		Vote for not more than 3					
			02 = Debra Martin*			1,741	33.62	
			03 = Elizabeth Hitzeman*			1,721	33.24	
			04 = Christopher Trzeciak*			1,716	33.14	
			05 = OVER VOTES			0		
			06 = UNDER VOTES			2,088		
			-----					
	01	02	03	04	05	06		
	-----							
0089 HOMER PCT 003	118	92	91	88	0	83		
0090 HOMER PCT 004	159	109	112	111	0	145		
0091 HOMER PCT 005	159	118	118	107	0	134		
0092 HOMER PCT 006	133	110	102	106	0	81		
0093 HOMER PCT 007	41	34	34	32	0	23		
0094 HOMER PCT 008	161	118	113	116	0	136		
0095 HOMER PCT 009	130	103	98	99	0	90		
0096 HOMER PCT 010	120	79	80	80	0	121		
0097 HOMER PCT 011	227	146	142	148	0	245		
0098 HOMER PCT 012	240	165	164	163	0	228		
0099 HOMER PCT 013	64	50	52	49	0	41		
0100 HOMER PCT 014	245	156	159	162	0	258		
0101 HOMER PCT 015	166	135	127	132	0	104		
0102 HOMER PCT 016	184	123	123	120	0	186		
0103 HOMER PCT 017	181	127	128	126	0	162		
0104 HOMER PCT 018	94	76	78	77	0	51		

I, the undersigned do hereby certify that on April 23, 2019, I canvassed the returns of an election held on April 2, 2019 for HOMER COMMUNITY CONSOLIDATED SCHOOL DISTRICT NO. 33C, and I proclaim that a total of 2,422 voters requested and received ballots and I do further certify the number of votes received for each candidate for this office, **and the winners are denoted with an asterisk next to his or her name.**

I further certify that the above is a true and complete Abstract of Votes and was prepared in my presence on April 23, 2019.

*Lauren Staley Ferry*  
 Lauren Staley Ferry, County Clerk  
 The County of Will, Illinois

RUN DATE:04/16/19 12:55 PM

		VOTES PERCENT				VOTES PERCENT	
01 = BALLOTS CAST		5,580				JOLIET SD 86 SCHOOL INSPECTOR AT LARGE	
						Vote for not more than 1	
						02 = Deborah K. Ziech*	
						03 = OVER VOTES	
						04 = UNDER VOTES	
		-----					
		01	02	03	04		
		-----					
0107	JOLIET PCT 001	145	124	0	21		
0108	JOLIET PCT 002	167	121	0	46		
0109	JOLIET PCT 003	134	113	0	21		
0110	JOLIET PCT 004	163	126	0	37		
0111	JOLIET PCT 005	94	80	0	14		
0112	JOLIET PCT 006	115	106	0	9		
0113	JOLIET PCT 007	158	130	0	28		
0114	JOLIET PCT 008	127	106	0	21		
0115	JOLIET PCT 009	113	99	0	14		
0116	JOLIET PCT 010	210	158	0	52		
0117	JOLIET PCT 011	149	118	0	31		
0118	JOLIET PCT 012	110	95	0	15		
0119	JOLIET PCT 013	76	65	0	11		
0120	JOLIET PCT 014	79	67	0	12		
0121	JOLIET PCT 015	78	67	0	11		
0122	JOLIET PCT 016	172	143	0	29		
0123	JOLIET PCT 017	278	218	0	60		
0124	JOLIET PCT 018	433	310	0	123		
0125	JOLIET PCT 019	224	180	0	44		
0126	JOLIET PCT 020	185	146	0	39		
0127	JOLIET PCT 021	295	232	0	63		
0128	JOLIET PCT 022	203	153	0	50		
0129	JOLIET PCT 023	165	127	0	38		
0130	JOLIET PCT 024	82	75	0	7		
0131	JOLIET PCT 025	170	149	0	21		
0132	JOLIET PCT 026	147	122	0	25		
0133	JOLIET PCT 027	53	40	0	13		
0134	JOLIET PCT 028	121	102	0	19		
0135	JOLIET PCT 029	117	105	0	12		
0136	JOLIET PCT 030	74	60	0	14		
0137	JOLIET PCT 031	159	135	0	24		
0138	JOLIET PCT 032	134	117	0	17		
0139	JOLIET PCT 033	4	2	0	2		
0140	JOLIET PCT 034	125	108	0	17		
0141	JOLIET PCT 035	181	160	0	21		
0162	LOCKPORT PCT 019	0	0	0	0		
0163	LOCKPORT PCT 020	0	0	0	0		
0180	NEW LENOX PCT 001	0	0	0	0		
0251	TROY PCT 012	307	234	0	73		
0255	TROY PCT 016	33	27	0	6		
0258	TROY PCT 019	0	0	0	0		

I, the undersigned do hereby certify that on April 23, 2019, I canvassed the returns of an election held on April 2, 2019 for JOLIET PUBLIC SCHOOL DISTRICT NO. 86, and I proclaim that a total of 5,580 voters requested and received ballots and I do further certify the number of votes received for each candidate for this office, **and the winners are denoted with an asterisk next to his or her name.**

I further certify that the above is a true and complete Abstract of Votes and was prepared in my presence on April 23, 2019.

*Lauren Staley Ferry*  
 Lauren Staley Ferry, County Clerk  
 The County of Will, Illinois

RUN DATE:04/16/19 12:55 PM

	VOTES	PERCENT			VOTES	PERCENT	
01 = BALLOTS CAST	1,524		JOLIET SD 86 EAST SCHOOL INSPECTOR				
			Vote for not more than 2				
			02 = Tonya M. Roberts*		1,024	49.33	
			03 = Erick Deshaun Dorris*		1,052	50.67	
			04 = OVER VOTES		0		
			05 = UNDER VOTES		972		
	-----						
	01	02	03	04	05		
	-----						
0111 JOLIET PCT 005	94	59	63	0	66		
0112 JOLIET PCT 006	115	72	86	0	72		
0113 JOLIET PCT 007	158	101	112	0	103		
0119 JOLIET PCT 013	76	58	50	0	44		
0120 JOLIET PCT 014	79	52	37	0	69		
0121 JOLIET PCT 015	78	53	54	0	49		
0122 JOLIET PCT 016	172	115	125	0	104		
0134 JOLIET PCT 028	121	75	83	0	84		
0135 JOLIET PCT 029	117	84	74	0	76		
0136 JOLIET PCT 030	74	64	51	0	33		
0138 JOLIET PCT 032	134	84	93	0	91		
0140 JOLIET PCT 034	125	79	93	0	78		
0141 JOLIET PCT 035	181	128	131	0	103		
0162 LOCKPORT PCT 019	0	0	0	0	0		
0180 NEW LENOX PCT 001	0	0	0	0	0		

I, the undersigned do hereby certify that on April 23, 2019, I canvassed the returns of an election held on April 2, 2019 for JOLIET PUBLIC SCHOOL DISTRICT NO. 86 - EAST SIDE, and I proclaim that a total of 1,524 voters requested and received ballots and I do further certify the number of votes received for each candidate for this office, **and the winners are denoted with an asterisk next to his or her name.**

I further certify that the above is a true and complete Abstract of Votes and was prepared in my presence on April 23, 2019.

*Lauren Staley Ferry*  
 Lauren Staley Ferry, County Clerk  
 The County of Will, Illinois

RUN DATE:04/16/19 12:55 PM

01 = BALLOTS CAST

VOTES PERCENT  
 4,056

JOLIET SD 86 WEST SCHOOL INSPECTOR  
 Vote for not more than 1  
 02 = R. Emil Standfield\*  
 03 = OVER VOTES  
 04 = UNDER VOTES

VOTES PERCENT  
 3,082 100.00  
 0  
 974

	01	02	03	04
0107 JOLIET PCT 001	145	120	0	25
0108 JOLIET PCT 002	167	114	0	53
0109 JOLIET PCT 003	134	111	0	23
0110 JOLIET PCT 004	163	123	0	40
0114 JOLIET PCT 008	127	104	0	23
0115 JOLIET PCT 009	113	98	0	15
0116 JOLIET PCT 010	210	160	0	50
0117 JOLIET PCT 011	149	115	0	34
0118 JOLIET PCT 012	110	91	0	19
0123 JOLIET PCT 017	278	206	0	72
0124 JOLIET PCT 018	433	298	0	135
0125 JOLIET PCT 019	224	171	0	53
0126 JOLIET PCT 020	185	139	0	46
0127 JOLIET PCT 021	295	224	0	71
0128 JOLIET PCT 022	203	141	0	62
0129 JOLIET PCT 023	165	114	0	51
0130 JOLIET PCT 024	82	72	0	10
0131 JOLIET PCT 025	170	141	0	29
0132 JOLIET PCT 026	147	117	0	30
0133 JOLIET PCT 027	53	38	0	15
0137 JOLIET PCT 031	159	127	0	32
0139 JOLIET PCT 033	4	2	0	2
0163 LOCKPORT PCT 020	0	0	0	0
0251 TROY PCT 012	307	229	0	78
0255 TROY PCT 016	33	27	0	6
0258 TROY PCT 019	0	0	0	0

I, the undersigned do hereby certify that on April 23, 2019, I canvassed the returns of an election held on April 2, 2019 for JOLIET PUBLIC SCHOOL DISTRICT NO. 86 - WEST SIDE, and I proclaim that a total of 4,056 voters requested and received ballots and I do further certify the number of votes received for each candidate for this office, **and the winners are denoted with an asterisk next to his or her name.**

I further certify that the above is a true and complete Abstract of Votes and was prepared in my presence on April 23, 2019.

*Lauren Staley Ferry*  
 Lauren Staley Ferry, County Clerk  
 The County of Will, Illinois

RUN DATE:04/16/19 12:55 PM

	VOTES	PERCENT	LARAWAY CCSD 70-C BOARD MEMBER								VOTES	PERCENT
01 = BALLOTS CAST	237		Vote for not more than 4									
			02 = David W. Hook							105	14.85	
			03 = Gary E. Knight*							151	21.36	
			04 = Michelle Matenaer*							126	17.82	
			05 = Saul Brass*							164	23.20	
			06 = Lucrisha Washington*							161	22.77	
			07 = OVER VOTES							0		
			08 = UNDER VOTES							241		
			-----									
	01	02	03	04	05	06	07	08				
	-----											
0003 CHANNAHON PCT 003	1	1	0	0	0	1	0	2				
0105 JACKSON PCT 001	11	8	10	7	7	5	0	7				
0140 JOLIET PCT 034	2	2	0	2	2	2	0	0				
0141 JOLIET PCT 035	2	1	1	0	1	0	0	5				
0142 JOLIET PCT 036	131	57	96	69	94	104	0	104				
0143 JOLIET PCT 037	90	36	44	48	60	49	0	123				

I, the undersigned do hereby certify that on April 23, 2019, I canvassed the returns of an election held on April 2, 2019 for LARAWAY COMMUNITY CONSOLIDATED SCHOOL DISTRICT NO. 70-C, and I proclaim that a total of 237 voters requested and received ballots and I do further certify the number of votes received for each candidate for this office, **and the winners are denoted with an asterisk next to his or her name.**

I further certify that the above is a true and complete Abstract of Votes and was prepared in my presence on April 23, 2019.

*Lauren Staley Ferry*  
 Lauren Staley Ferry, County Clerk  
 The County of Will, Illinois

RUN DATE:04/16/19 12:55 PM

	VOTES	PERCENT		VOTES	PERCENT
01 = BALLOTS CAST	810		LOCKPORT SD 91 BOARD MEMBER		
			Vote for not more than 3		
			02 = Daniel T. Dorion*	552	47.79
			03 = Courtney Oxley-Turner*	603	52.21
			04 = NO CANDIDATE FILED	0	
			05 = OVER VOTES	0	
			06 = UNDER VOTES	1,275	
	-----				
	01	02	03	04	05
	-----				
0154 LOCKPORT PCT 011	236	161	174	0	0
0155 LOCKPORT PCT 012	132	85	100	0	0
0159 LOCKPORT PCT 016	96	75	71	0	0
0160 LOCKPORT PCT 017	346	231	258	0	0

I, the undersigned do hereby certify that on April 23, 2019, I canvassed the returns of an election held on April 2, 2019 for LOCKPORT SCHOOL DISTRICT NO. 91, and I proclaim that a total of 810 voters requested and received ballots and I do further certify the number of votes received for each candidate for this office, **and the winners are denoted with an asterisk next to his or her name.**

I further certify that the above is a true and complete Abstract of Votes and was prepared in my presence on April 23, 2019.

*Lauren Staley Ferry*  
 Lauren Staley Ferry, County Clerk  
 The County of Will, Illinois



RUN DATE:04/16/19 12:55 PM

	VOTES		PERCENT				MANHATTAN SD 114 BOARD MEMBER		VOTES	PERCENT
01 = BALLOTS CAST	712						Vote for not more than 3			
							02 = John Patrick Burke*		514	34.38
							03 = Dan R. DeCaprio*		511	34.18
							04 = Mark W. Gray*		470	31.44
							05 = OVER VOTES		0	
							06 = UNDER VOTES		641	
	-----		-----		-----					
	01	02	03	04	05	06				
	-----	-----	-----	-----	-----	-----				
0085 GREEN GARDEN PCT 001	0	0	0	0	0	0				
0105 JACKSON PCT 001	0	0	0	0	0	0				
0106 JACKSON PCT 002	9	7	8	6	0	6				
0168 MANHATTAN PCT 001	162	129	119	116	0	122				
0169 MANHATTAN PCT 002	261	171	184	159	0	269				
0170 MANHATTAN PCT 003	124	98	95	89	0	90				
0171 MANHATTAN PCT 004	154	108	104	99	0	151				
0304 WILTON PCT 001	2	1	1	1	0	3				

I, the undersigned do hereby certify that on April 23, 2019, I canvassed the returns of an election held on April 2, 2019 for MANHATTAN SCHOOL DISTRICT NO. 114, and I proclaim that a total of 712 voters requested and received ballots and I do further certify the number of votes received for each candidate for this office, **and the winners are denoted with an asterisk next to his or her name.**

I further certify that the above is a true and complete Abstract of Votes and was prepared in my presence on April 23, 2019.

*Lauren Staley Ferry*  
 Lauren Staley Ferry, County Clerk  
 The County of Will, Illinois

ABSTRACT OF VOTES

Minooka CCSD 201C  
 CONSOLIDATED ELECTION  
 APRIL 2, 2019

OFFICIAL RESULTS

RUN DATE:04/16/19 12:55 PM

	VOTES	PERCENT	MINOOKA CCSD 201C REFERENDUM	VOTES	PERCENT
01 = BALLOTS CAST	2,049		Vote for not more than 1		
MINOOKA CCSD 201 BOARD MEMBER UNEXP 2-YR			12 = YES	1,093	53.66
Vote for not more than 1			13 = NO	944	46.34
02 = Andy Karceski	1,531	100.00	14 = OVER VOTES	0	
03 = OVER VOTES	0		15 = UNDER VOTES	12	
04 = UNDER VOTES	518				
MINOOKA CCSD 201 BOARD MEMBER FULL					
Vote for not more than 3					
05 = Alan Skwarczynski	808	17.82			
06 = John S. Clucas	892	19.68			
07 = Emily Conquest	1,240	27.35			
08 = Edward Cronin	836	18.44			
09 = Kimberly Schieberl-Fisher	757	16.70			
10 = OVER VOTES	5				
11 = UNDER VOTES	1,599				

	01	02	03	04	05	06	07	08	09	10	11	12	13	14	15
0002 CHANNAHON PCT 002	4	2	0	2	2	2	0	2	2	0	4	2	2	0	0
0252 TROY PCT 013	636	478	0	158	236	211	356	268	298	3	530	284	348	0	4
0253 TROY PCT 014	254	189	0	65	95	118	144	111	84	2	204	120	131	0	3
0254 TROY PCT 015	5	3	0	2	1	2	1	1	1	0	9	1	2	0	2
0256 TROY PCT 017	163	120	0	43	54	99	75	74	43	0	144	93	68	0	2
0259 TROY PCT 020	437	336	0	101	187	213	278	166	152	0	315	267	169	0	1
0260 TROY PCT 021	354	247	0	107	150	155	276	127	97	0	257	248	106	0	0
0261 TROY PCT 022	196	156	0	40	83	92	110	87	80	0	136	78	118	0	0

This political subdivision has been canvassed by the election authority in which their principal office is located.

RUN DATE:04/16/19 12:55 PM


	VOTES	PERCENT		VOTES	PERCENT
01 = BALLOTS CAST	2,177		MOKENA SD 159 REFERENDUM		
MOKENA SD 159 BOARD MEMBER			Vote for not more than 1		
Vote for not more than 3			08 = YES	1,208	56.63
02 = Jennifer Riedl*	1,396	28.08	09 = NO	925	43.37
03 = Jaime Staley*	1,372	27.59	10 = OVER VOTES	0	
04 = Michael D. Everett*	1,322	26.59	11 = UNDER VOTES	44	
05 = Pete Anaya	882	17.74			
06 = OVER VOTES	11				
07 = UNDER VOTES	1,526				

	01	02	03	04	05	06	07	08	09	10	11
0057 FRANKFORT PCT 001	319	189	198	192	147	2	225	169	146	0	4
0058 FRANKFORT PCT 002	256	171	159	160	92	0	186	125	111	0	20
0061 FRANKFORT PCT 005	323	219	202	192	134	0	222	193	122	0	8
0062 FRANKFORT PCT 006	244	155	157	162	92	3	157	147	93	0	4
0063 FRANKFORT PCT 007	194	130	128	122	75	2	121	103	90	0	1
0068 FRANKFORT PCT 012	304	204	203	195	110	3	191	186	115	0	3
0069 FRANKFORT PCT 013	191	121	114	116	65	0	157	106	82	0	3
0073 FRANKFORT PCT 017	290	170	176	147	142	1	232	145	144	0	1
0186 NEW LENOX PCT 007	56	37	35	36	25	0	35	34	22	0	0

I, the undersigned do hereby certify that on April 23, 2019, I canvassed the returns of an election held on April 2, 2019 for MOKENA SCHOOL DISTRICT NO. 159, and I proclaim that a total of 2,177 voters requested and received ballots and I do further certify the number of votes received for each candidate for this office, **and the winners are denoted with an asterisk next to his or her name.**

I further certify that the above is a true and complete Abstract of Votes and was prepared in my presence on April 23, 2019.

  
 Lauren Staley Ferry, County Clerk  
 The County of Will, Illinois

I, the undersigned do hereby certify that on April 23, 2019, I canvassed the returns of an election held on April 2, 2019 for MOKENA SCHOOL DISTRICT NO. 159 and I proclaim that a total of 2,177 voters requested and received ballots and I do further certify that the following Question of Public Policy did receive the number of votes herein recorded and has **PASSED**.


*Shall the limiting rate under the Property Tax Extension Limitation Law for Mokena School District Number 159, Will County, Illinois be increased by an additional amount equal to .30% above the limiting rate for school purposes for levy year 2017 and be equal to 2.7967% of the equalized assessed value of the taxable property therein for levy year 2019?*

*(1) The approximate amount of taxes extendable at the most recently extended limiting rate is \$14,355,842, and the approximate amount of taxes extendable if the proposition is approved is \$16,080,820.*

*(2) For the 2019 levy year the approximate amount of the additional tax extendable against property containing a single family residence and having a fair market value at the time of the referendum of \$100,000 is estimated to be \$100.*

*(3) If the proposition is approved, the aggregate extension for 2019 will be determined by the limiting rate set forth in the proposition, rather than the otherwise applicable limiting rate calculated under the provisions of the Property Tax Extension Limitation Law (commonly known as the Property Tax Cap Law).*

I further certify that the above is a true and complete Abstract of Votes and was prepared in my presence on April 23, 2019.

  
 Lauren Staley Ferry, County Clerk  
 The County of Will, Illinois

RUN DATE:04/16/19 12:55 PM

	VOTES	PERCENT	NEW LENOX SD 122 BOARD MEMBER FULL	VOTES	PERCENT
01 = BALLOTS CAST	2,503		Vote for not more than 3		
NEW LENOX SD 122 BOARD MEMBER UNEXP 2-YR			06 = Cynthia J. Dykas*	1,800	33.32
Vote for not more than 1			07 = Nicole Swallow*	1,825	33.78
02 = NO CANDIDATE FILED	0		08 = William Pender*	1,777	32.90
03 = WRITE-IN Aaron Raatjes*	675	100.00	09 = OVER VOTES	0	
04 = OVER VOTES	0		10 = UNDER VOTES	2,107	
05 = UNDER VOTES	1,828				

	01	02	03	04	05	06	07	08	09	10
0103 HOMER PCT 017	0	0	0	0	0	0	0	0	0	0
0180 NEW LENOX PCT 001	74	0	15	0	59	49	54	48	0	71
0181 NEW LENOX PCT 002	85	0	13	0	72	66	67	64	0	58
0182 NEW LENOX PCT 003	77	0	13	0	64	56	58	52	0	65
0183 NEW LENOX PCT 004	111	0	19	0	92	80	78	78	0	97
0184 NEW LENOX PCT 005	134	0	28	0	106	86	95	92	0	129
0185 NEW LENOX PCT 006	92	0	32	0	60	59	65	63	0	89
0186 NEW LENOX PCT 007	82	0	22	0	60	59	59	60	0	68
0187 NEW LENOX PCT 008	98	0	26	0	72	75	74	75	0	70
0188 NEW LENOX PCT 009	119	0	21	0	98	78	76	72	0	131
0189 NEW LENOX PCT 010	215	0	45	0	170	153	162	153	0	177
0190 NEW LENOX PCT 011	172	0	54	0	118	106	107	114	0	189
0191 NEW LENOX PCT 012	95	0	24	0	71	72	70	69	0	74
0192 NEW LENOX PCT 013	117	0	37	0	80	87	82	85	0	97
0193 NEW LENOX PCT 014	142	0	49	0	93	106	105	105	0	110
0194 NEW LENOX PCT 015	211	0	63	0	148	143	145	137	0	208
0195 NEW LENOX PCT 016	159	0	42	0	117	120	129	120	0	108
0196 NEW LENOX PCT 017	128	0	42	0	86	102	95	94	0	93
0197 NEW LENOX PCT 018	130	0	41	0	89	95	101	94	0	100
0198 NEW LENOX PCT 019	110	0	34	0	76	83	86	83	0	78
0199 NEW LENOX PCT 020	152	0	55	0	97	125	117	119	0	95

I, the undersigned do hereby certify that on April 23, 2019, I canvassed the returns of an election held on April 2, 2019 for NEW LENOX SCHOOL DISTRICT NO. 122, and I proclaim that a total of 2,503 voters requested and received ballots and I do further certify the number of votes received for each candidate for this office, **and the winners are denoted with an asterisk next to his or her name.**

I further certify that the above is a true and complete Abstract of Votes and was prepared in my presence on April 23, 2019.

*Lauren Staley Ferry*  
 Lauren Staley Ferry, County Clerk  
 The County of Will, Illinois

RUN DATE:04/16/19 12:55 PM

01 = BALLOTS CAST

VOTES PERCENT  
1,468

RICHLAND SD 88A BOARD MEMBER  
Vote for not more than 4  
02 = Sam Chellino\*  
03 = Steven McNabb\*  
04 = Michelle Cipiti\*  
05 = NO CANDIDATE FILED  
06 = OVER VOTES  
07 = UNDER VOTES

VOTES PERCENT  
1,087 34.53  
1,046 33.23  
1,015 32.24  
0  
0  
2,724

	01	02	03	04	05	06	07
0147 LOCKPORT PCT 004	0	0	0	0	0	0	0
0152 LOCKPORT PCT 009	272	203	211	201	0	0	473
0156 LOCKPORT PCT 013	548	400	404	396	0	0	992
0157 LOCKPORT PCT 014	177	140	119	113	0	0	336
0158 LOCKPORT PCT 015	192	132	119	115	0	0	402
0163 LOCKPORT PCT 020	130	105	95	93	0	0	227
0164 LOCKPORT PCT 021	149	107	98	97	0	0	294

I, the undersigned do hereby certify that on April 23, 2019, I canvassed the returns of an election held on April 2, 2019 for RICHLAND SCHOOL DISTRICT NO. 88A, and I proclaim that a total of 1,468 voters requested and received ballots and I do further certify the number of votes received for each candidate for this office, **and the winners are denoted with an asterisk next to his or her name.**

I further certify that the above is a true and complete Abstract of Votes and was prepared in my presence on April 23, 2019.

*Lauren Staley Ferry*  
 Lauren Staley Ferry, County Clerk  
 The County of Will, Illinois

ABSTRACT OF VOTES

Rockdale SD 84  
 CONSOLIDATED ELECTION  
 APRIL 2, 2019

OFFICIAL RESULTS

RUN DATE:04/16/19 12:55 PM

	VOTES	PERCENT		VOTES	PERCENT
01 = BALLOTS CAST	151		ROCKDALE SD 84 BOARD MEMBER FULL		
ROCKDALE SD 84 BOARD MEMBER UNEXP 2-YR			Vote for not more than 3		
Vote for not more than 1			05 = GERALYN S. WYKE*	114	48.93
02 = Stephanie Gordon*	119	100.00	06 = Jolene Chamblee*	101	43.35
03 = OVER VOTES	0		07 = NO CANDIDATE FILED	0	
04 = UNDER VOTES	32		08 = WRITE-IN Ahmed H. Aich-Sandino*	18	7.73
			09 = OVER VOTES	0	
			10 = UNDER VOTES	220	
			-----		
			01 02 03 04 05 06 07 08 09 10		
			-----		
0130 JOLIET PCT 024	3		3 0 0 2 3 0 1 0 3		
0131 JOLIET PCT 025	21		15 0 6 14 14 0 1 0 34		
0137 JOLIET PCT 031	10		9 0 1 8 7 0 0 0 15		
0139 JOLIET PCT 033	117		92 0 25 90 77 0 16 0 168		

I, the undersigned do hereby certify that on April 23, 2019, I canvassed the returns of an election held on April 2, 2019 for ROCKDALE SCHOOL DISTRICT NO. 84, and I proclaim that a total of 151 voters requested and received ballots and I do further certify the number of votes received for each candidate for this office, **and the winners are denoted with an asterisk next to his or her name.**

I further certify that the above is a true and complete Abstract of Votes and was prepared in my presence on April 23, 2019.

*Lauren Staley Ferry*  
 Lauren Staley Ferry, County Clerk  
 The County of Will, Illinois

RUN DATE:04/16/19 12:55 PM

	VOTES	PERCENT		VOTES	PERCENT
01 = BALLOTS CAST	290		STEGER SD 194 BOARD MEMBER		
			Vote for not more than 3		
			02 = Zach Butkus*	214	33.49
			03 = Jill Martin Raymond*	216	33.80
			04 = Karen Turner*	209	32.71
			05 = OVER VOTES	0	
			06 = UNDER VOTES	231	
	-----				
	01	02	03	04	05
	-----				
0006 CRETE PCT 001	9	4	6	7	0
0007 CRETE PCT 002	111	84	83	85	0
0008 CRETE PCT 003	133	97	99	89	0
0009 CRETE PCT 004	37	29	28	28	0

I, the undersigned do hereby certify that on April 23, 2019, I canvassed the returns of an election held on April 2, 2019 for STEGER SCHOOL DISTRICT NO. 194, and I proclaim that a total of 1,265 voters requested and received ballots and I do further certify the number of votes received for each candidate for this office, **and the winners are denoted with an asterisk next to his or her name.**

I further certify that the above is a true and complete Abstract of Votes and was prepared in my presence on April 23, 2019.

*Lauren Staley Ferry*  
 Lauren Staley Ferry, County Clerk  
 The County of Will, Illinois

**1 School B.M., Steger 194, 4yr.**

7100007	Total	Registered	Ballots Cast	Turnout (%)	Zach Butkus	Jill Martin Raymond	Karen Turner											
7100008	Total	1061	157	14.80	108	106	105											
7100009	Total	1142	146	12.78	102	95	94											
7100011	Total	1142	332	29.07	222	202	189											
7100013	Total	748	80	10.70	52	55	49											
7100015	Total	713	160	22.44	103	98	113											
Bloom	Total	251	100	39.84	69	58	54											
	Total	5057	975	19.28	656	614	604											



RUN DATE:04/16/19 12:55 PM

		VOTES PERCENT		SUMMIT HILL SD 161 BOARD MEMBER		VOTES PERCENT			
01 = BALLOTS CAST		1,920		Vote for not more than 3					
				02 = Stacey Borgens*		1,211	23.77		
				03 = George Leonard*		1,121	22.01		
				04 = Trudy K. Sturino*		1,080	21.20		
				05 = Katie Campbell		891	17.49		
				06 = Debbie Staples		791	15.53		
				07 = OVER VOTES		9			
				08 = UNDER VOTES		639			
		-----							
		01	02	03	04	05	06	07	08
		-----	-----	-----	-----	-----	-----	-----	-----
0058	FRANKFORT PCT 002	0	0	0	0	0	0	0	0
0059	FRANKFORT PCT 003	330	188	184	180	152	137	2	143
0060	FRANKFORT PCT 004	111	76	62	64	45	39	1	44
0063	FRANKFORT PCT 007	7	5	3	3	6	4	0	0
0064	FRANKFORT PCT 008	103	62	50	46	54	48	3	40
0065	FRANKFORT PCT 009	210	122	115	111	108	90	0	84
0066	FRANKFORT PCT 010	287	179	156	146	150	142	1	85
0070	FRANKFORT PCT 014	164	133	116	103	60	54	1	23
0071	FRANKFORT PCT 015	112	76	76	73	45	41	0	25
0072	FRANKFORT PCT 016	155	94	87	80	76	62	1	63
0075	FRANKFORT PCT 019	143	106	105	110	41	34	0	33
0076	FRANKFORT PCT 020	135	85	80	80	61	60	0	39
0078	FRANKFORT PCT 022	29	16	18	13	18	14	0	8
0080	FRANKFORT PCT 024	134	69	69	71	75	66	0	52

I, the undersigned do hereby certify that on April 23, 2019, I canvassed the returns of an election held on April 2, 2019 for SUMMIT HILL SCHOOL DISTRICT NO. 161, and I proclaim that a total of 1,920 voters requested and received ballots and I do further certify the number of votes received for each candidate for this office, **and the winners are denoted with an asterisk next to his or her name.**

I further certify that the above is a true and complete Abstract of Votes and was prepared in my presence on April 23, 2019.

*Lauren Staley Ferry*  
 Lauren Staley Ferry, County Clerk  
 The County of Will, Illinois

RUN DATE:04/16/19 12:55 PM

	VOTES	PERCENT		VOTES	PERCENT
01 = BALLOTS CAST	246		TAFT SD 90 BOARD MEMBER FULL		
TAFT SD 90 BOARD MEMBER UNEXP 2-YR			Vote for not more than 3		
Vote for not more than 3			07 = Rocco V. Colella, Jr.*	172	33.01
02 = Christine Jelinek*	191	52.33	08 = Julie Chesser*	172	33.01
03 = Yolanda Bruce-Sartin*	174	47.67	09 = Nicole M. Lane*	177	33.97
04 = NO CANDIDATE FILED	0		10 = OVER VOTES	0	
05 = OVER VOTES	0		11 = UNDER VOTES	217	
06 = UNDER VOTES	373				

	01	02	03	04	05	06	07	08	09	10	11
0159 LOCKPORT PCT 016	135	102	96	0	0	207	90	91	99	0	125
0161 LOCKPORT PCT 018	111	89	78	0	0	166	82	81	78	0	92
0167 LOCKPORT PCT 024	0	0	0	0	0	0	0	0	0	0	0

I, the undersigned do hereby certify that on April 23, 2019, I canvassed the returns of an election held on April 2, 2019 for TAFT SCHOOL DISTRICT NO. 90, and I proclaim that a total of 246 voters requested and received ballots and I do further certify the number of votes received for each candidate for this office, **and the winners are denoted with an asterisk next to his or her name.**

I further certify that the above is a true and complete Abstract of Votes and was prepared in my presence on April 23, 2019.

*Lauren Staley Ferry*  
 Lauren Staley Ferry, County Clerk  
 The County of Will, Illinois

RUN DATE:04/16/19 12:55 PM

	VOTES PERCENT							VOTES PERCENT	
01 = BALLOTS CAST	3,581								
	TROY CCSD 30-C BOARD MEMBER								
	Vote for not more than 3								
	02 = J. Terry McFadden*							2,092	26.57
	03 = Cynthia Jo Rasmussen*							2,065	26.23
	04 = Kristin Cross*							2,253	28.62
	05 = Mason Messina							1,463	18.58
	06 = OVER VOTES								4
	07 = UNDER VOTES							2,858	
	01	02	03	04	05	06	07		
0003 CHANNAHON PCT 003	5	4	3	2	4	0	2		
0232 PLAINFIELD PCT 031	19	14	9	11	4	0	19		
0240 TROY PCT 001	154	77	88	93	67	0	137		
0241 TROY PCT 002	102	52	59	67	44	0	84		
0242 TROY PCT 003	147	87	79	96	62	1	114		
0243 TROY PCT 004	191	126	118	129	73	0	127		
0244 TROY PCT 005	220	137	122	136	103	0	162		
0245 TROY PCT 006	98	53	66	65	54	0	56		
0246 TROY PCT 007	205	111	118	135	94	0	157		
0247 TROY PCT 008	307	191	166	195	111	0	258		
0248 TROY PCT 009	256	152	147	163	85	0	221		
0249 TROY PCT 010	249	147	146	165	115	2	168		
0250 TROY PCT 011	479	268	280	267	161	0	461		
0253 TROY PCT 014	99	63	60	67	48	0	59		
0254 TROY PCT 015	238	133	131	165	105	0	180		
0255 TROY PCT 016	296	174	182	179	112	0	241		
0256 TROY PCT 017	168	103	98	114	70	1	116		
0257 TROY PCT 018	142	84	74	77	63	0	128		
0258 TROY PCT 019	129	71	68	73	48	0	127		
0260 TROY PCT 021	68	42	45	46	32	0	39		
0261 TROY PCT 022	9	3	6	8	8	0	2		

I, the undersigned do hereby certify that on April 23, 2019, I canvassed the returns of an election held on April 2, 2019 for TROY COMMUNITY CONSOLIDATED SCHOOL DISTRICT NO. 30-C, and I proclaim that a total of 3,581 voters requested and received ballots and I do further certify the number of votes received for each candidate for this office, **and the winners are denoted with an asterisk next to his or her name.**

I further certify that the above is a true and complete Abstract of Votes and was prepared in my presence on April 23, 2019.

*Lauren Staley Ferry*  
 Lauren Staley Ferry, County Clerk  
 The County of Will, Illinois

RUN DATE:04/16/19 12:55 PM

	VOTES	PERCENT	UNION SD 81 BOARD MEMBER				VOTES	PERCENT
01 = BALLOTS CAST	84		Vote for not more than 4					
			02 = Shelly Sinclair*			60	24.39	
			03 = Linda Brunner*			64	26.02	
			04 = Christopher Gustafson*			61	24.80	
			05 = Carey Brock*			61	24.80	
			06 = OVER VOTES			0		
			07 = UNDER VOTES			90		
-----								
	01	02	03	04	05	06	07	
-----								
0141 JOLIET PCT 035	1	1	0	1	0	0	2	
0143 JOLIET PCT 037	50	37	41	37	37	0	48	
0195 NEW LENOX PCT 016	30	22	23	23	23	0	29	
0197 NEW LENOX PCT 018	3	0	0	0	1	0	11	

I, the undersigned do hereby certify that on April 23, 2019, I canvassed the returns of an election held on April 2, 2019 for UNION SCHOOL DISTRICT NO. 81, and I proclaim that a total of 84 voters requested and received ballots and I do further certify the number of votes received for each candidate for this office, **and the winners are denoted with an asterisk next to his or her name.**

I further certify that the above is a true and complete Abstract of Votes and was prepared in my presence on April 23, 2019.

*Lauren Staley Ferry*  
 Lauren Staley Ferry, County Clerk  
 The County of Will, Illinois

RUN DATE:04/16/19 12:55 PM

	VOTES PERCENT										VOTES PERCENT	
	01	02	03	04	05	06	07	08	09	10		
01 = BALLOTS CAST	1,176											
	WILL COUNTY SD 92 BOARD MEMBER											
	Vote for not more than 3											
	02 = Jacob Middleton*										411	14.68
	03 = Matthew Dusterhoft*										424	15.14
	04 = Grant Ferkaluk										337	12.04
	05 = Nora C. Skentzos*										540	19.29
	06 = Gwen Kenney-Benson										409	14.61
	07 = William C. Martin										281	10.04
	08 = Adam Sulich										398	14.21
	09 = OVER VOTES										8	
	10 = UNDER VOTES										704	
0051 DU PAGE PCT 033	8	4	2	2	4	4	0	3	0	5		
0087 HOMER PCT 001	102	30	40	23	48	41	30	35	2	53		
0088 HOMER PCT 002	209	71	85	52	89	70	52	64	2	138		
0089 HOMER PCT 003	37	10	3	10	18	13	7	9	1	38		
0093 HOMER PCT 007	195	63	74	61	84	53	45	69	2	130		
0096 HOMER PCT 010	103	42	38	22	60	39	18	34	1	53		
0099 HOMER PCT 013	95	27	33	35	37	28	32	38	0	55		
0147 LOCKPORT PCT 004	5	0	1	1	0	0	0	1	0	12		
0148 LOCKPORT PCT 005	189	61	69	61	82	63	48	68	0	115		
0153 LOCKPORT PCT 010	203	92	72	64	101	85	44	64	0	87		
0155 LOCKPORT PCT 012	30	11	7	6	17	13	5	13	0	18		

I, the undersigned do hereby certify that on April 23, 2019, I canvassed the returns of an election held on April 2, 2019 for WILL COUNTY SCHOOL DISTRICT NO. 92, and I proclaim that a total of 1,176 voters requested and received ballots and I do further certify the number of votes received for each candidate for this office, **and the winners are denoted with an asterisk next to his or her name.**

I further certify that the above is a true and complete Abstract of Votes and was prepared in my presence on April 23, 2019.

*Lauren Staley Ferry*  
 Lauren Staley Ferry, County Clerk  
 The County of Will, Illinois

A stylized graphic of the state of North Carolina. The background is dark blue with several light blue stars scattered across it. The state's outline is filled with a light blue color. In the bottom right corner, there are diagonal stripes in red, white, and blue, resembling the American flag. The text "HIGH SCHOOL DISTRICTS" is centered in white, bold, sans-serif font.

**HIGH  
SCHOOL  
DISTRICTS**

ABSTRACT OF VOTES

Bloom Township HS 206  
 CONSOLIDATED ELECTION  
 APRIL 2, 2019

OFFICIAL RESULTS

RUN DATE:04/16/19 12:55 PM

	VOTES		PERCENT				VOTES		PERCENT	
01 = BALLOTS CAST	290				BLOOM TOWNSHIP HS 206 BOARD MEMBER					
					Vote for not more than 4					
					02 = Teresa M. Palombi		186		21.38	
					03 = Robert L. Rossi		202		23.22	
					04 = William "Bill" Angell		173		19.89	
					05 = Cassandra Everett		138		15.86	
					06 = Ronald R. Mascitti		171		19.66	
					07 = OVER VOTES		1			
					08 = UNDER VOTES		286			
-----										
	01	02	03	04	05	06	07	08		
-----										
0006 CRETE PCT 001	9	6	6	4	3	5	0	12		
0007 CRETE PCT 002	111	67	81	67	56	67	1	102		
0008 CRETE PCT 003	133	89	89	83	61	78	0	132		
0009 CRETE PCT 004	37	24	26	19	18	21	0	40		

This political subdivision has been canvassed by the election authority in which their principal office is located.

RUN DATE:04/16/19 12:55 PM

	VOTES		PERCENT		JOLIET TOWNSHIP HS 204 BOARD MEMBER					VOTES	PERCENT	
01 = BALLOTS CAST	9,853				Vote for not more than 4							
					02 = Michelle M. Stiff*	03 = David R. Skorupa	04 = Jim Allison*	05 = Matthew Kennedy*	06 = Charles J. Lopez, Jr.	07 = Frank Edmon, Jr.*	08 = OVER VOTES	09 = UNDER VOTES
					5,058	4,688	5,213	4,773	3,367	4,428	17	11,817
					18.37	17.03	18.94	17.34	12.23	16.09		
	01	02	03	04	05	06	07	08	09			
0003 CHANNAHON PCT 003	1	1	0	0	0	1	1	0	1			
0105 JACKSON PCT 001	184	94	78	103	94	53	94	1	216			
0106 JACKSON PCT 002	256	113	94	133	120	79	114	1	367			
0107 JOLIET PCT 001	145	79	67	74	71	48	74	1	163			
0108 JOLIET PCT 002	167	84	86	85	79	54	60	1	216			
0109 JOLIET PCT 003	134	73	78	80	79	42	50	0	134			
0110 JOLIET PCT 004	163	88	94	116	77	48	77	0	152			
0111 JOLIET PCT 005	94	48	25	32	51	47	51	0	122			
0112 JOLIET PCT 006	115	50	33	48	50	55	69	0	155			
0113 JOLIET PCT 007	158	78	51	70	77	75	101	0	180			
0114 JOLIET PCT 008	127	73	70	70	69	41	55	0	130			
0115 JOLIET PCT 009	113	58	71	71	67	41	49	2	87			
0116 JOLIET PCT 010	210	111	112	115	109	74	89	1	226			
0117 JOLIET PCT 011	149	75	81	87	81	56	67	1	145			
0118 JOLIET PCT 012	110	61	52	63	52	51	51	0	110			
0119 JOLIET PCT 013	76	41	31	34	29	41	39	0	89			
0120 JOLIET PCT 014	79	33	21	32	32	57	30	0	111			
0121 JOLIET PCT 015	78	44	32	29	41	33	45	0	88			
0122 JOLIET PCT 016	172	93	40	70	91	74	122	0	198			
0123 JOLIET PCT 017	278	134	169	178	126	90	95	0	320			
0124 JOLIET PCT 018	433	203	239	228	182	126	131	0	623			
0125 JOLIET PCT 019	224	122	116	118	111	81	90	0	258			
0126 JOLIET PCT 020	185	107	97	119	85	52	83	0	197			
0127 JOLIET PCT 021	295	139	156	177	144	107	121	1	332			
0128 JOLIET PCT 022	203	102	92	101	89	60	95	0	273			
0129 JOLIET PCT 023	165	80	75	74	62	48	66	0	255			
0130 JOLIET PCT 024	85	39	39	42	36	35	43	0	106			
0131 JOLIET PCT 025	191	111	110	107	114	67	75	1	176			
0132 JOLIET PCT 026	147	78	74	82	75	61	80	0	138			
0133 JOLIET PCT 027	53	24	18	21	21	25	25	0	78			
0134 JOLIET PCT 028	121	65	28	43	52	58	74	1	160			
0135 JOLIET PCT 029	117	69	38	45	58	58	66	0	134			
0136 JOLIET PCT 030	74	39	34	37	39	26	43	1	74			
0137 JOLIET PCT 031	169	90	90	92	75	69	77	0	183			
0138 JOLIET PCT 032	134	78	44	51	62	67	82	1	148			
0139 JOLIET PCT 033	121	65	52	62	64	40	55	1	142			
0140 JOLIET PCT 034	127	68	31	51	54	63	81	0	160			
0141 JOLIET PCT 035	184	110	58	79	96	83	136	0	174			
0142 JOLIET PCT 036	131	82	40	53	74	60	94	0	121			
0143 JOLIET PCT 037	140	68	49	47	71	66	92	0	167			
0180 NEW LENOX PCT 001	57	34	27	20	22	19	29	0	77			
0182 NEW LENOX PCT 003	11	7	4	7	4	5	3	0	14			
0195 NEW LENOX PCT 016	0	0	0	0	0	0	0	0	0			
0197 NEW LENOX PCT 018	3	0	0	0	0	0	1	0	11			
0232 PLAINFIELD PCT 031	19	13	9	12	7	6	9	0	20			
0240 TROY PCT 001	154	87	74	75	72	52	65	0	191			
0241 TROY PCT 002	102	60	35	50	49	36	41	0	137			
0242 TROY PCT 003	32	10	16	15	16	10	9	0	52			
0243 TROY PCT 004	191	101	107	125	94	61	80	0	196			

I, the undersigned do hereby certify that on April 23, 2019, I canvassed the returns of an election held on April 2, 2019 for JOLIET TOWNSHIP HIGH SCHOOL DISTRICT NO. 204, and I proclaim that a total of 9,853 voters requested and received ballots and I do further certify the number of votes received for each candidate for this office, **and the winners are denoted with an asterisk next to his or her name.**

I further certify that the above is a true and complete Abstract of Votes and was prepared in my presence on April 23, 2019.

*Lauren Staley Ferry*  
 Lauren Staley Ferry, County Clerk  
 The County of Will, Illinois





RUN DATE:04/16/19 12:55 PM

			VOTES	PERCENT	LINCOLN-WAY COMM HS 210 BOARD MEMBER					VOTES	PERCENT	
01 = BALLOTS CAST			9,318		Vote for not more than 4							
					02 = Hugh "Butch" McCorkle	03 = Richard C. LaCien, Jr.*	04 = William J. Garrett	05 = Beth Janus-Doyle*	06 = Peter J. Wilkes*	07 = Joseph Kirkeeng*	08 = OVER VOTES	09 = UNDER VOTES
					3,717	3,849	3,671	5,833	5,241	5,104	8	9,825
					13.56	14.04	13.39	21.28	19.12	18.62		
			01	02	03	04	05	06	07	08	09	
0057	FRANKFORT	PCT 001	319	129	143	128	183	172	155	0	366	
0058	FRANKFORT	PCT 002	256	77	120	116	167	127	136	0	281	
0059	FRANKFORT	PCT 003	330	132	112	157	199	196	141	0	383	
0060	FRANKFORT	PCT 004	111	67	35	62	63	49	54	0	114	
0061	FRANKFORT	PCT 005	323	115	135	109	203	162	178	1	386	
0062	FRANKFORT	PCT 006	244	87	101	100	132	116	115	1	321	
0063	FRANKFORT	PCT 007	201	66	83	91	138	112	105	0	209	
0064	FRANKFORT	PCT 008	125	65	54	61	83	59	67	0	111	
0065	FRANKFORT	PCT 009	210	98	83	99	133	125	118	0	184	
0066	FRANKFORT	PCT 010	287	131	117	144	170	146	123	1	313	
0067	FRANKFORT	PCT 011	314	80	111	104	204	228	168	0	361	
0068	FRANKFORT	PCT 012	304	92	140	123	211	188	169	0	293	
0069	FRANKFORT	PCT 013	198	71	63	80	117	97	104	0	260	
0070	FRANKFORT	PCT 014	164	115	81	77	98	77	67	0	141	
0071	FRANKFORT	PCT 015	112	77	72	50	68	70	50	0	61	
0072	FRANKFORT	PCT 016	163	94	70	74	91	79	76	0	168	
0073	FRANKFORT	PCT 017	364	148	118	140	188	220	202	1	436	
0074	FRANKFORT	PCT 018	192	66	77	69	122	139	110	1	181	
0075	FRANKFORT	PCT 019	143	101	80	69	71	62	40	0	149	
0076	FRANKFORT	PCT 020	135	81	64	50	72	59	56	0	158	
0077	FRANKFORT	PCT 021	196	52	84	74	128	134	102	0	210	
0078	FRANKFORT	PCT 022	209	67	83	73	143	127	118	0	225	
0079	FRANKFORT	PCT 023	224	73	70	86	133	158	130	0	246	
0080	FRANKFORT	PCT 024	134	69	47	71	87	71	57	0	134	
0081	FRANKFORT	PCT 025	348	127	111	121	213	194	168	1	454	
0082	FRANKFORT	PCT 026	196	61	70	78	122	126	114	0	213	
0083	FRANKFORT	PCT 027	150	37	56	60	94	111	93	0	149	
0084	FRANKFORT	PCT 028	128	47	55	45	80	91	73	0	121	
0085	GREEN GARDEN	PCT 001	0	0	0	0	0	0	0	0	0	
0105	JACKSON	PCT 001	0	0	0	0	0	0	0	0	0	
0106	JACKSON	PCT 002	9	4	1	2	6	2	4	0	17	
0168	MANHATTAN	PCT 001	162	80	63	62	95	67	72	0	209	
0169	MANHATTAN	PCT 002	261	108	80	94	137	115	128	0	382	
0170	MANHATTAN	PCT 003	124	66	62	54	81	73	73	0	87	
0171	MANHATTAN	PCT 004	154	65	49	64	96	75	75	0	192	
0180	NEW LENOX	PCT 001	17	10	8	9	12	9	10	0	10	
0181	NEW LENOX	PCT 002	85	40	51	24	60	42	54	0	69	
0182	NEW LENOX	PCT 003	66	27	33	26	45	33	48	0	52	
0183	NEW LENOX	PCT 004	111	43	51	37	66	62	78	0	107	
0184	NEW LENOX	PCT 005	134	45	57	48	95	75	96	0	120	
0185	NEW LENOX	PCT 006	92	41	54	26	58	50	53	0	86	
0186	NEW LENOX	PCT 007	138	65	71	39	98	70	77	0	132	
0187	NEW LENOX	PCT 008	98	40	48	34	66	58	70	0	76	
0188	NEW LENOX	PCT 009	119	47	45	44	69	61	72	0	138	
0189	NEW LENOX	PCT 010	215	84	91	66	154	117	146	0	202	
0190	NEW LENOX	PCT 011	172	79	71	71	111	82	108	0	166	
0191	NEW LENOX	PCT 012	95	34	40	27	58	56	61	1	100	
0192	NEW LENOX	PCT 013	117	39	65	40	79	65	79	1	97	
0193	NEW LENOX	PCT 014	142	41	59	51	99	87	85	0	146	

I, the undersigned do hereby certify that on April 23, 2019, I canvassed the returns of an election held on April 2, 2019 for LINCOLN-WAY COMMUNITY HIGH SCHOOL DISTRICT NO. 210, and I proclaim that a total of 9,318 voters requested and received ballots and I do further certify the number of votes received for each candidate for this office, **and the winners are denoted with an asterisk next to his or her name.**

I further certify that the above is a true and complete Abstract of Votes and was prepared in my presence on April 23, 2019.

*Lauren Staley Ferry*  
 Lauren Staley Ferry, County Clerk  
 The County of Will, Illinois

ABSTRACT OF VOTES

Lincoln-Way HS 210  
 CONSOLIDATED ELECTION  
 APRIL 2, 2019

OFFICIAL RESULTS

RUN DATE:04/16/19 12:55 PM

01 = BALLOTS CAST

VOTES PERCENT

9,318

LINCOLN-WAY COMM HS 210 BOARD MEMBER

Vote for not more than 4

- 02 = Hugh "Butch" McCorkle
- 03 = Richard C. LaCien, Jr.\*
- 04 = William J. Garrett
- 05 = Beth Janus-Doyle\*
- 06 = Peter J. Wilkes\*
- 07 = Joseph Kirkeeng\*
- 08 = OVER VOTES
- 09 = UNDER VOTES

VOTES PERCENT

3,717 13.56  
 3,849 14.04  
 3,671 13.39  
 5,833 21.28  
 5,241 19.12  
 5,104 18.62  
 8  
 9,825

(CONTINUED FROM PREVIOUS PAGE)

	01	02	03	04	05	06	07	08	09
0194 NEW LENOX PCT 015	211	63	100	58	127	117	128	0	251
0195 NEW LENOX PCT 016	189	78	70	84	136	97	124	0	167
0196 NEW LENOX PCT 017	128	45	58	45	95	76	96	0	97
0197 NEW LENOX PCT 018	130	36	61	55	88	80	91	0	109
0198 NEW LENOX PCT 019	110	45	47	38	75	77	81	0	77
0199 NEW LENOX PCT 020	157	65	79	60	112	99	105	0	108
0304 WILTON PCT 001	2	2	0	2	2	1	1	0	0

RUN DATE:04/16/19 12:55 PM

	VOTES		PERCENT		LOCKPORT TOWNSHIP HS 205 BOARD MEMBER FULL										VOTES	PERCENT
01 = BALLOTS CAST	6,892				Vote for not more than 3											
LOCKPORT TOWNSHIP HS 205 BOARD MEMBER UNEXP 2-YR					05 = Michael Lewandowski*										4,181	27.22
Vote for not more than 1					06 = Richard Ives*										3,723	24.24
02 = Michael Travis*	5,418		100.00		07 = Veronica Tylka-Shaw*										3,931	25.59
03 = OVER VOTES	0				08 = Angela D. Adolf										3,526	22.95
04 = UNDER VOTES	1,474				09 = OVER VOTES										28	
					10 = UNDER VOTES										5,231	
	01	02	03	04	05	06	07	08	09	10						
0051 DU PAGE PCT 033	8	7	0	1	5	2	6	6	0	5						
0087 HOMER PCT 001	102	84	0	18	66	63	59	62	0	56						
0088 HOMER PCT 002	209	160	0	49	122	105	116	110	0	174						
0089 HOMER PCT 003	155	126	0	29	100	79	87	88	1	108						
0090 HOMER PCT 004	159	123	0	36	101	85	80	74	1	134						
0091 HOMER PCT 005	159	118	0	41	89	82	84	79	2	137						
0092 HOMER PCT 006	133	109	0	24	89	77	74	75	0	84						
0093 HOMER PCT 007	236	181	0	55	154	129	135	119	1	168						
0094 HOMER PCT 008	161	121	0	40	99	89	83	90	0	122						
0095 HOMER PCT 009	130	110	0	20	80	75	70	74	0	91						
0096 HOMER PCT 010	223	167	0	56	122	112	118	99	7	197						
0097 HOMER PCT 011	227	162	0	65	127	109	124	118	1	200						
0098 HOMER PCT 012	240	177	0	63	144	116	128	126	2	200						
0099 HOMER PCT 013	159	130	0	29	88	104	102	73	0	110						
0100 HOMER PCT 014	245	174	0	71	127	136	123	124	0	225						
0101 HOMER PCT 015	166	138	0	28	97	115	118	83	0	85						
0102 HOMER PCT 016	184	136	0	48	108	100	99	95	0	150						
0103 HOMER PCT 017	181	140	0	41	117	107	94	86	2	133						
0104 HOMER PCT 018	94	81	0	13	62	66	64	53	2	31						
0147 LOCKPORT PCT 004	5	0	0	5	3	1	3	2	0	6						
0148 LOCKPORT PCT 005	189	150	0	39	122	106	110	106	0	123						
0152 LOCKPORT PCT 009	272	234	0	38	166	146	158	164	3	173						
0153 LOCKPORT PCT 010	203	154	0	49	127	104	116	100	0	162						
0154 LOCKPORT PCT 011	236	189	0	47	131	142	150	112	1	170						
0155 LOCKPORT PCT 012	162	121	0	41	105	91	97	84	0	109						
0156 LOCKPORT PCT 013	548	442	0	106	347	264	324	309	1	397						
0157 LOCKPORT PCT 014	177	138	0	39	110	86	95	87	0	153						
0158 LOCKPORT PCT 015	192	164	0	28	97	94	104	91	3	181						
0159 LOCKPORT PCT 016	231	187	0	44	137	147	141	104	0	164						
0160 LOCKPORT PCT 017	346	269	0	77	212	217	208	148	0	253						
0161 LOCKPORT PCT 018	134	102	0	32	74	68	78	67	0	115						
0162 LOCKPORT PCT 019	294	241	0	53	199	160	179	166	0	178						
0163 LOCKPORT PCT 020	130	103	0	27	81	67	71	65	0	106						
0164 LOCKPORT PCT 021	164	132	0	32	103	74	76	80	0	159						
0165 LOCKPORT PCT 022	183	133	0	50	115	82	101	79	1	169						
0166 LOCKPORT PCT 023	150	119	0	31	99	72	75	70	0	134						
0167 LOCKPORT PCT 024	105	96	0	9	56	51	81	58	0	69						

I, the undersigned do hereby certify that on April 23, 2019, I canvassed the returns of an election held on April 2, 2019 for LOCKPORT TOWNSHIP HIGH SCHOOL DISTRICT NO. 205, and I proclaim that a total of 6,892 voters requested and received ballots and I do further certify the number of votes received for each candidate for this office, **and the winners are denoted with an asterisk next to his or her name.**

I further certify that the above is a true and complete Abstract of Votes and was prepared in my presence on April 23, 2019.

*Lauren Staley Ferry*  
 Lauren Staley Ferry, County Clerk  
 The County of Will, Illinois

ABSTRACT OF VOTES

RUN DATE:04/16/19 12:55 PM

Minooka HS 111  
 CONSOLIDATED ELECTION  
 APRIL 2, 2019

OFFICIAL RESULTS

01 = BALLOTS CAST	VOTES PERCENT										MINOOKA COMM HS 111 BOARD MEMBER		VOTES	PERCENT	
	01	02	03	04	05	06	07	08	09	10	Vote for not more than 3				
0001 CHANNAHON PCT 001	167	65	35	54	61	69	51	75	3	82			1,551	20.45	
0002 CHANNAHON PCT 002	323	134	95	113	133	106	72	127	1	186			934	12.32	
0003 CHANNAHON PCT 003	245	83	50	71	107	73	56	117	0	178			1,006	13.27	
0004 CHANNAHON PCT 004	198	75	51	64	96	79	50	78	0	101			1,079	14.23	
0005 CHANNAHON PCT 005	155	65	37	59	77	59	37	50	0	81			1,068	14.08	
0242 TROY PCT 003	115	46	24	37	49	43	36	34	1	73			937	12.36	
0252 TROY PCT 013	636	272	193	178	162	147	204	176	5	561			1,008	13.29	
0253 TROY PCT 014	295	173	90	82	67	99	81	75	0	218			15		
0254 TROY PCT 015	25	14	8	10	5	8	7	10	0	13			2,497		
0256 TROY PCT 017	152	67	40	45	41	45	46	25	2	141					
0257 TROY PCT 018	0	0	0	0	0	0	0	0	0	0					
0259 TROY PCT 020	437	234	113	123	117	125	133	99	2	361					
0260 TROY PCT 021	422	222	108	111	99	126	114	91	1	392					
0261 TROY PCT 022	205	101	90	59	65	89	50	51	0	110					

This political subdivision has been canvassed by the election authority in which their principal office is located.

A stylized graphic of the state of Utah. The background is dark blue with several light blue stars scattered across it. A light blue silhouette of the state of Utah is centered. The bottom right corner features a diagonal band with red, white, and blue stripes, reminiscent of the American flag. The text "UNIT SCHOOL DISTRICTS" is written in white, bold, sans-serif capital letters across the center of the Utah map.

**UNIT  
SCHOOL  
DISTRICTS**

RUN DATE:04/16/19 12:55 PM

	VOTES	PERCENT	BEECHER CUSD 200U BOARD MEMBER											VOTES	PERCENT	
01 = BALLOTS CAST	899		Vote for not more than 4													
			02 = Ronald S. Mazurek*												348	10.99
			03 = Edward J. Palmisano												310	9.79
			04 = Karen Scrementi												257	8.12
			05 = Janet Paulmeier												300	9.48
			06 = Julie Papas*												418	13.20
			07 = Crystal Johnson												291	9.19
			08 = Benjamin Juzeszyn												266	8.40
			09 = Adriana Diachenko												192	6.06
			10 = Juan Hernandez*												428	13.52
			11 = Elizabeth (Liz) Dousias*												356	11.24
			12 = OVER VOTES												2	
			13 = UNDER VOTES												422	
-----																
	01	02	03	04	05	06	07	08	09	10	11	12	13			
-----																
0262 WASHINGTON PCT 001	338	125	108	99	119	153	116	112	55	147	120	2	190			
0263 WASHINGTON PCT 002	300	128	128	86	90	148	97	71	102	121	101	0	128			
0264 WASHINGTON PCT 003	244	87	69	65	86	110	76	80	33	150	125	0	95			
0300 WILL PCT 001	17	8	5	7	5	7	2	3	2	10	10	0	9			

I, the undersigned do hereby certify that on April 23, 2019, I canvassed the returns of an election held on April 2, 2019 for BEECHER COMMUNITY UNIT SCHOOL DISTRICT NO. 200U, and I proclaim that a total of 899 voters requested and received ballots and I do further certify the number of votes received for each candidate for this office, **and the winners are denoted with an asterisk next to his or her name.**

I further certify that the above is a true and complete Abstract of Votes and was prepared in my presence on April 23, 2019.

*Lauren Staley Ferry*  
 Lauren Staley Ferry, County Clerk  
 The County of Will, Illinois

ABSTRACT OF VOTES

RUN DATE:04/16/19 12:55 PM

Coal City CUSD 1  
CONSOLIDATED ELECTION  
APRIL 2, 2019

OFFICIAL RESULTS

		VOTES	PERCENT			VOTES	PERCENT
01 = BALLOTS CAST		0		COAL CITY CUSD 1 BOARD MEMBER			
				Vote for not more than 4			
				02 = Chuck Lander		0	
				03 = Robert J. Bianchetta		0	
				04 = Kenneth P. Miller		0	
				05 = Quint Harmon		0	
				06 = OVER VOTES		0	
				07 = UNDER VOTES		0	
		-----					
	01	02	03	04	05	06	07
0302 WILMINGTON PCT 002		0	0	0	0	0	0

This political subdivision has been canvassed by the election authority in which their principal office is located.



RUN DATE:04/16/19 12:55 PM

	VOTES PERCENT					VOTES PERCENT	
01 = BALLOTS CAST	3,684					CRETE-MONEE CUSD 201U REFERENDUM	
						Vote for not more than 1	
						02 = YES	2,815 79.70
						03 = NO	717 20.30
						04 = OVER VOTES	2
						05 = UNDER VOTES	150
	-----						
	01	02	03	04	05		
	-----						
0006 CRETE PCT 001	182	144	28	0	10		
0009 CRETE PCT 004	148	113	30	0	5		
0010 CRETE PCT 005	138	104	34	0	0		
0011 CRETE PCT 006	190	142	44	0	4		
0012 CRETE PCT 007	93	81	11	0	1		
0013 CRETE PCT 008	288	206	72	0	10		
0014 CRETE PCT 009	291	212	71	0	8		
0015 CRETE PCT 010	55	42	11	0	2		
0016 CRETE PCT 011	149	119	27	0	3		
0017 CRETE PCT 012	125	98	27	0	0		
0172 MONEE PCT 001	158	131	21	1	5		
0173 MONEE PCT 002	300	230	57	0	13		
0174 MONEE PCT 003	178	133	34	0	11		
0175 MONEE PCT 004	231	167	46	0	18		
0176 MONEE PCT 005	297	223	50	1	23		
0177 MONEE PCT 006	251	203	34	0	14		
0178 MONEE PCT 007	404	316	71	0	17		
0179 MONEE PCT 008	206	151	49	0	6		

I, the undersigned do hereby certify that on April 23, 2019, I canvassed the returns of an election held on April 2, 2019 for CRETE-MONEE COMMUNITY UNIT SCHOOL DISTRICT NO. 201U and I proclaim that a total of 3,684 voters requested and received ballots and I do further certify that the following Question of Public Policy did receive the number of votes herein recorded and has **PASSED**.

*Shall the Crete Monee School Board be required to prove through voter referendum that any fundamental restructuring of the school district is the best plan for children and families, including any plan which would close schools within our neighborhoods?*

I further certify that the above is a true and complete Abstract of Votes and was prepared in my presence on April 23, 2019.

*Lauren Staley Ferry*  
 Lauren Staley Ferry, County Clerk  
 The County of Will, Illinois

RUN DATE:04/16/19 12:55 PM

	VOTES	PERCENT		VOTES	PERCENT
01 = BALLOTS CAST	422		CRETE-MONEE 201U - DIST 1 BOARD MEMBER		
			Vote for not more than 1		
			02 = William J. Sawallisch, Jr.*	262	65.50
			03 = Pat Nash	138	34.50
			04 = OVER VOTES	0	
			05 = UNDER VOTES	22	
	-----				
	01	02	03	04	05
	-----				
0172 MONEE PCT 001	15	6	7	0	2
0173 MONEE PCT 002	0	0	0	0	0
0174 MONEE PCT 003	174	117	52	0	5
0175 MONEE PCT 004	228	137	76	0	15
0179 MONEE PCT 008	5	2	3	0	0

I, the undersigned do hereby certify that on April 23, 2019, I canvassed the returns of an election held on April 2, 2019 for CRETE-MONEE COMMUNITY UNIT SCHOOL DISTRICT NO. 201U - DISTRICT ONE, and I proclaim that a total of 422 voters requested and received ballots and I do further certify the number of votes received for each candidate for this office, **and the winners are denoted with an asterisk next to his or her name.**

I further certify that the above is a true and complete Abstract of Votes and was prepared in my presence on April 23, 2019.

*Lauren Staley Ferry*  
 Lauren Staley Ferry, County Clerk  
 The County of Will, Illinois

RUN DATE:04/16/19 12:55 PM

	VOTES PERCENT					CRETE-MONEE 201U - DIST 2 BOARD MEMBER		VOTES	PERCENT
01 = BALLOTS CAST	881					Vote for not more than 1			
						02 = Maurice "Mo" Brown*	598	70.11	
						03 = Dezaree Oliver-Pearson	255	29.89	
						04 = OVER VOTES	0		
						05 = UNDER VOTES	28		
	-----								
	01	02	03	04	05				
	-----								
0173 MONEE PCT 002	28	20	7	0	1				
0174 MONEE PCT 003	4	0	4	0	0				
0175 MONEE PCT 004	3	1	2	0	0				
0177 MONEE PCT 006	250	197	42	0	11				
0178 MONEE PCT 007	404	328	68	0	8				
0179 MONEE PCT 008	192	52	132	0	8				

I, the undersigned do hereby certify that on April 23, 2019, I canvassed the returns of an election held on April 2, 2019 for CRETE-MONEE COMMUNITY UNIT SCHOOL DISTRICT NO. 201U - DISTRICT TWO, and I proclaim that a total of 881 voters requested and received ballots and I do further certify the number of votes received for each candidate for this office, **and the winners are denoted with an asterisk next to his or her name.**

I further certify that the above is a true and complete Abstract of Votes and was prepared in my presence on April 23, 2019.

*Lauren Staley Ferry*  
 Lauren Staley Ferry, County Clerk  
 The County of Will, Illinois

RUN DATE:04/16/19 12:55 PM

	VOTES	PERCENT				VOTES	PERCENT
01 = BALLOTS CAST	530		CRETE-MONEE 201U - DIST 4 BOARD MEMBER				
			Vote for not more than 1				
			02 = James E. Hunt			210	41.92
			03 = Jeanine Galbraith*			291	58.08
			04 = OVER VOTES			1	
			05 = UNDER VOTES			28	
			-----				
	01	02	03	04	05		
	-----						
0006 CRETE PCT 001	182	91	82	1	8		
0013 CRETE PCT 008	272	93	166	0	13		
0014 CRETE PCT 009	0	0	0	0	0		
0173 MONEE PCT 002	76	26	43	0	7		

I, the undersigned do hereby certify that on April 23, 2019, I canvassed the returns of an election held on April 2, 2019 for CRETE-MONEE COMMUNITY UNIT SCHOOL DISTRICT NO. 201U - DISTRICT FOUR, and I proclaim that a total of 530 voters requested and received ballots and I do further certify the number of votes received for each candidate for this office, **and the winners are denoted with an asterisk next to his or her name.**

I further certify that the above is a true and complete Abstract of Votes and was prepared in my presence on April 23, 2019.

*Lauren Staley Ferry*  
 Lauren Staley Ferry, County Clerk  
 The County of Will, Illinois

RUN DATE:04/16/19 12:55 PM

	VOTES	PERCENT		VOTES	PERCENT
01 = BALLOTS CAST	652		CRETE-MONEE 201U - DIST 5 BOARD MEMBER		
			Vote for not more than 1		
			02 = Jamie L. Healy	281	44.75
			03 = Sandra Walters*	347	55.25
			04 = OVER VOTES	1	
			05 = UNDER VOTES	23	
			-----		
	01	02	03	04	05
	-----	-----	-----	-----	-----
0009 CRETE PCT 004	148	67	77	0	4
0010 CRETE PCT 005	52	13	36	0	3
0011 CRETE PCT 006	70	28	35	0	7
0013 CRETE PCT 008	16	1	12	0	3
0014 CRETE PCT 009	291	142	143	1	5
0016 CRETE PCT 011	67	27	39	0	1
0017 CRETE PCT 012	8	3	5	0	0
0174 MONEE PCT 003	0	0	0	0	0
0176 MONEE PCT 005	0	0	0	0	0

I, the undersigned do hereby certify that on April 23, 2019, I canvassed the returns of an election held on April 2, 2019 for CRETE-MONEE COMMUNITY UNIT SCHOOL DISTRICT NO. 201U - DISTRICT FIVE, and I proclaim that a total of 652 voters requested and received ballots and I do further certify the number of votes received for each candidate for this office, **and the winners are denoted with an asterisk next to his or her name.**

I further certify that the above is a true and complete Abstract of Votes and was prepared in my presence on April 23, 2019.

*Lauren Staley Ferry*  
 Lauren Staley Ferry, County Clerk  
 The County of Will, Illinois

RUN DATE:04/16/19 12:55 PM

	VOTES PERCENT								VOTES PERCENT	
	01	02	03	04	05	06	07	08		
01 = BALLOTS CAST	5,079									
	INDIAN PRAIRIE CUSD 204 BOARD MEMBER									
	Vote for not more than 3									
	02 = Gautam "GB" Bhatia								1,545	12.56
	03 = Justin J. Karubas								2,691	21.87
	04 = Mark Rising								2,915	23.69
	05 = Natasha Grover								2,985	24.26
	06 = Carole M. Jones								2,168	17.62
	07 = OVER VOTES								21	
	08 = UNDER VOTES								2,870	
0019 DU PAGE PCT 001	55	16	23	26	28	23	1	46		
0027 DU PAGE PCT 009	3	2	1	1	3	2	0	0		
0032 DU PAGE PCT 014	9	2	4	5	4	1	0	11		
0267 WHEATLAND PCT 002	482	142	262	304	256	222	1	257		
0268 WHEATLAND PCT 003	193	55	97	107	119	76	0	125		
0269 WHEATLAND PCT 004	181	69	92	86	114	98	1	81		
0270 WHEATLAND PCT 005	274	82	130	146	194	110	3	151		
0271 WHEATLAND PCT 006	193	59	115	128	121	89	0	67		
0272 WHEATLAND PCT 007	226	64	119	134	130	95	3	127		
0273 WHEATLAND PCT 008	224	58	118	129	126	105	0	136		
0274 WHEATLAND PCT 009	294	98	151	169	175	135	1	151		
0275 WHEATLAND PCT 010	227	62	132	149	128	94	0	116		
0276 WHEATLAND PCT 011	222	73	118	122	137	93	1	120		
0277 WHEATLAND PCT 012	195	73	79	106	130	82	3	106		
0278 WHEATLAND PCT 013	146	36	89	93	86	60	0	74		
0279 WHEATLAND PCT 014	277	82	197	148	143	120	0	141		
0280 WHEATLAND PCT 015	176	71	100	85	102	76	0	94		
0281 WHEATLAND PCT 016	57	13	39	42	33	26	0	18		
0282 WHEATLAND PCT 017	238	84	125	144	142	100	0	119		
0283 WHEATLAND PCT 018	224	67	148	135	130	91	2	95		
0284 WHEATLAND PCT 019	223	70	93	126	146	96	0	138		
0285 WHEATLAND PCT 020	266	66	137	163	143	91	1	195		
0286 WHEATLAND PCT 021	290	81	146	157	147	119	4	208		
0287 WHEATLAND PCT 022	246	81	99	124	163	92	0	179		
0288 WHEATLAND PCT 023	13	7	6	5	10	9	0	2		
0289 WHEATLAND PCT 024	145	32	71	81	75	63	0	113		

This political subdivision has been canvassed by the election authority in which their principal office is located.

ABSTRACT OF VOTES

RUN DATE:04/16/19 12:55 PM

Manteno CUSD 5  
CONSOLIDATED ELECTION  
APRIL 2, 2019

OFFICIAL RESULTS

	VOTES	PERCENT		VOTES	PERCENT
01 = BALLOTS CAST	5		MANTENO CUSD 5 BOARD MEMBER		
			Vote for not more than 4		
			02 = Gale K. Dodge	5	27.78
			03 = Mark Stauffenberg	5	27.78
			04 = Monica Wilhelm	0	
			05 = Matthew Jackson	5	27.78
			06 = Mary C. Schubert	3	16.67
			07 = OVER VOTES	0	
			08 = UNDER VOTES	2	
	-----				
	01	02	03	04	05
	5	5	5	0	5
	-----				
0265 WESLEY PCT 001	5	5	5	0	5
				3	0
					2

This political subdivision has been canvassed by the election authority in which their principal office is located.

ABSTRACT OF VOTES

RUN DATE:04/16/19 12:55 PM

Naperville CUSD 203  
 CONSOLIDATED ELECTION  
 APRIL 2, 2019

OFFICIAL RESULTS

	VOTES	PERCENT								VOTES	PERCENT
01 = BALLOTS CAST	1,221		NAPERVILLE CUSD 203 BOARD MEMBER								
			Vote for not more than 3								
						02 = Kristine M. Gericke				622	21.49
						03 = Janet Yang Rohr				677	23.39
						04 = Char Lynnette Dalton				253	8.74
						05 = Becky Rudolph				500	17.27
						06 = Cecilia Fox				299	10.33
						07 = Joseph F. Kozminski				544	18.79
						08 = OVER VOTES				4	
						09 = UNDER VOTES				756	
	-----										
	01	02	03	04	05	06	07	08	09		
	-----										
0019 DU PAGE PCT 001	242	124	116	65	89	54	104	2	168		
0020 DU PAGE PCT 002	284	161	167	42	102	74	152	2	148		
0021 DU PAGE PCT 003	300	162	168	57	138	78	128	0	169		
0022 DU PAGE PCT 004	121	37	50	22	52	34	40	0	128		
0025 DU PAGE PCT 007	256	127	169	57	109	57	111	0	138		
0273 WHEATLAND PCT 008	18	11	7	10	10	2	9	0	5		

This political subdivision has been canvassed by the election authority in which their principal office is located.



ABSTRACT OF VOTES

Oswego CUSD 308  
 CONSOLIDATED ELECTION  
 APRIL 2, 2019

OFFICIAL RESULTS

RUN DATE:04/16/19 12:55 PM

	VOTES	PERCENT	OSWEGO CUSD 308 REFERENDUM											VOTES	PERCENT
01 = BALLOTS CAST	990		Vote for not more than 1												
OSWEGO CUSD 308 BOARD MEMBER			10 = YES											623	63.57
Vote for not more than 3			11 = NO											357	36.43
02 = Lauri Doyle	578	25.92	12 = OVER VOTES											0	
03 = Lauri Phillips	514	23.05	13 = UNDER VOTES											10	
04 = Ruth Kroner	400	17.94													
05 = Wayne E. Harshberger, II	293	13.14													
06 = Alison Swanson	423	18.97													
07 = WRITE-IN	22	.99													
08 = OVER VOTES	2														
09 = UNDER VOTES	734														
-----															
	01	02	03	04	05	06	07	08	09	10	11	12	13		
-----															
0266 WHEATLAND PCT 001	84	47	39	32	31	36	2	0	65	28	56	0	0		
0288 WHEATLAND PCT 023	53	29	23	15	12	21	2	0	57	35	18	0	0		
0296 WHEATLAND PCT 031	124	76	71	50	44	58	4	0	69	78	43	0	3		
0297 WHEATLAND PCT 032	211	126	107	78	64	91	3	1	161	135	74	0	2		
0298 WHEATLAND PCT 033	209	129	110	80	44	86	2	0	176	150	56	0	3		
0299 WHEATLAND PCT 034	309	171	164	145	98	131	9	1	206	197	110	0	2		

This political subdivision has been canvassed by the election authority in which their principal office is located.

RUN DATE:04/16/19 12:55 PM

VOTES PERCENT

VOTES PERCENT

01 = BALLOTS CAST

724

PEOTONE CUSD 207-U BOARD MEMBER

Vote for not more than 3

02 = Richard Uthe\*

525 33.29

03 = Jennifer Moe\*

506 32.09

04 = Jodi Becker\*

546 34.62

05 = OVER VOTES

0

06 = UNDER VOTES

595

	01	02	03	04	05	06
0085 GREEN GARDEN PCT 001	58	47	48	48	0	31
0086 GREEN GARDEN PCT 002	56	44	40	47	0	37
0170 MANHATTAN PCT 003	10	9	5	6	0	10
0200 PEOTONE PCT 001	166	125	118	134	0	121
0201 PEOTONE PCT 002	134	101	87	108	0	106
0300 WILL PCT 001	86	62	59	64	0	73
0304 WILTON PCT 001	214	137	149	139	0	217

I, the undersigned do hereby certify that on April 23, 2019, I canvassed the returns of an election held on April 2, 2019 for PEOTONE COMMUNITY UNIT SCHOOL DISTRICT NO. 207-U, and I proclaim that a total of 724 voters requested and received ballots and I do further certify the number of votes received for each candidate for this office, **and the winners are denoted with an asterisk next to his or her name.**

I further certify that the above is a true and complete Abstract of Votes and was prepared in my presence on April 23, 2019.

*Lauren Staley Ferry*  
 Lauren Staley Ferry, County Clerk  
 The County of Will, Illinois

RUN DATE:04/16/19 12:55 PM

	VOTES PERCENT							VOTES PERCENT	
	01	02	03	04	05	06	07		
01 = BALLOTS CAST	5,592								
	PLAINFIELD CCSD 202 BOARD MEMBER								
	Vote for not more than 3								
	02 = Les Miller							2,701	20.60
	03 = Joette Doyle*							3,383	25.80
	04 = Heather Drake*							3,963	30.22
	05 = Kevin Kirberg*							3,066	23.38
	06 = OVER VOTES								4
	07 = UNDER VOTES							3,651	
0041 DU PAGE PCT 023	78	36	39	51	31	0	77		
0042 DU PAGE PCT 024	7	1	7	7	6	0	0		
0047 DU PAGE PCT 029	243	92	145	166	115	0	211		
0049 DU PAGE PCT 031	174	65	103	119	90	0	145		
0052 DU PAGE PCT 034	159	55	102	121	100	0	99		
0053 DU PAGE PCT 035	29	7	16	20	16	0	28		
0054 DU PAGE PCT 036	0	0	0	0	0	0	0		
0152 LOCKPORT PCT 009	45	15	26	33	24	0	37		
0157 LOCKPORT PCT 014	16	5	11	9	9	0	14		
0163 LOCKPORT PCT 020	71	29	44	51	36	0	53		
0202 PLAINFIELD PCT 001	149	82	96	109	77	0	83		
0203 PLAINFIELD PCT 002	115	59	79	79	62	0	66		
0204 PLAINFIELD PCT 003	112	56	67	84	75	0	54		
0205 PLAINFIELD PCT 004	23	11	11	19	10	0	18		
0206 PLAINFIELD PCT 005	54	22	33	40	35	0	32		
0207 PLAINFIELD PCT 006	38	23	22	24	19	0	26		
0208 PLAINFIELD PCT 007	56	28	35	38	37	0	30		
0209 PLAINFIELD PCT 008	153	79	103	106	75	1	93		
0210 PLAINFIELD PCT 009	129	56	83	92	67	0	89		
0211 PLAINFIELD PCT 010	191	94	108	127	93	0	151		
0212 PLAINFIELD PCT 011	17	9	11	14	4	0	13		
0213 PLAINFIELD PCT 012	68	39	35	48	28	0	54		
0214 PLAINFIELD PCT 013	142	68	78	100	86	1	91		
0215 PLAINFIELD PCT 014	177	96	107	116	99	0	113		
0216 PLAINFIELD PCT 015	124	72	72	89	77	0	62		
0217 PLAINFIELD PCT 016	88	47	52	65	48	0	52		
0218 PLAINFIELD PCT 017	63	40	38	43	35	0	33		
0219 PLAINFIELD PCT 018	84	46	57	53	50	0	46		
0220 PLAINFIELD PCT 019	71	34	49	47	38	0	45		
0221 PLAINFIELD PCT 020	100	47	64	71	59	0	59		
0222 PLAINFIELD PCT 021	127	70	76	91	67	0	77		
0223 PLAINFIELD PCT 022	103	58	67	76	55	0	53		
0224 PLAINFIELD PCT 023	68	38	48	55	41	0	22		
0225 PLAINFIELD PCT 024	132	63	81	104	89	1	56		
0226 PLAINFIELD PCT 025	53	27	32	44	29	0	27		
0227 PLAINFIELD PCT 026	23	8	11	13	10	0	27		
0228 PLAINFIELD PCT 027	65	32	41	47	41	0	34		
0229 PLAINFIELD PCT 028	51	27	35	42	30	0	19		
0230 PLAINFIELD PCT 029	67	36	46	50	41	0	28		
0231 PLAINFIELD PCT 030	124	73	80	99	80	0	40		
0232 PLAINFIELD PCT 031	77	45	52	56	43	0	35		
0233 PLAINFIELD PCT 032	81	33	42	54	45	0	69		
0234 PLAINFIELD PCT 033	182	99	91	126	101	0	129		
0235 PLAINFIELD PCT 034	91	52	55	66	59	0	41		
0236 PLAINFIELD PCT 035	64	30	39	41	32	0	50		
0247 TROY PCT 008	35	18	24	17	17	0	29		
0266 WHEATLAND PCT 001	81	41	51	56	44	0	51		
0276 WHEATLAND PCT 011	1	1	1	1	0	0	0		
0281 WHEATLAND PCT 016	21	13	11	13	13	0	13		
0287 WHEATLAND PCT 022	90	35	52	61	44	0	78		
0288 WHEATLAND PCT 023	49	34	24	33	31	0	25		

I, the undersigned do hereby certify that on April 23, 2019, I canvassed the returns of an election held on April 2, 2019 for PLAINFIELD COMMUNITY CONSOLIDATED SCHOOL DISTRICT NO. 202, and I proclaim that a total of 5,778 voters requested and received ballots and I do further certify the number of votes received for each candidate for this office, **and the winners are denoted with an asterisk next to his or her name.**

I further certify that the above is a true and complete Abstract of Votes and was prepared in my presence on April 23, 2019.

*Lauren Staley Ferry*  
 Lauren Staley Ferry, County Clerk  
 The County of Will, Illinois

ABSTRACT OF VOTES

RUN DATE:04/16/19 12:55 PM

Plainfield CCSD 202  
 CONSOLIDATED ELECTION  
 APRIL 2, 2019

OFFICIAL RESULTS

VOTES	PERCENT		VOTES	PERCENT
5,592		PLAINFIELD CCSD 202 BOARD MEMBER		
		Vote for not more than 3		
		02 = Les Miller	2,701	20.60
		03 = Joette Doyle*	3,383	25.80
		04 = Heather Drake*	3,963	30.22
		05 = Kevin Kirberg*	3,066	23.38
		06 = OVER VOTES		4
		07 = UNDER VOTES	3,651	

(CONTINUED FROM PREVIOUS PAGE)

	01	02	03	04	05	06	07
0289 WHEATLAND PCT 024	173	76	91	98	81	0	173
0290 WHEATLAND PCT 025	83	32	49	66	49	1	50
0291 WHEATLAND PCT 026	161	64	97	120	109	0	93
0292 WHEATLAND PCT 027	366	162	229	265	177	0	265
0293 WHEATLAND PCT 028	123	61	73	89	67	0	79
0294 WHEATLAND PCT 029	185	101	108	136	91	0	119
0295 WHEATLAND PCT 030	140	59	84	103	79	0	95

APRIL 2, 2019  
KENDALL COUNTY, ILLINOIS  
WITH 5 OF 5 PRECINCTS REPORTING

01 = BALLOTS CAST

VOTES PERCENT  
186

PLAINFIELD CCSD 202 BD.MBR  
VOTE FOR 3

VOTES PERCENT  
02 = LES MILLER 91 20.31  
03 = JOETTE DOYLE 106 23.66  
04 = HEATHER DRAKE 136 30.36  
05 = KEVIN KIRBERG 115 25.67  
06 = OVER VOTES 1  
07 = UNDER VOTES 107

	01	02	03	04	05	06	07
0077 NA AU SAY 1	5	1	4	5	4	0	1
0078 NA AU SAY 2	69	33	37	50	46	1	38
0079 NA AU SAY 3	35	19	21	25	23	0	17
0080 NA AU SAY 4	48	24	31	37	28	0	24
0081 NA AU SAY 5	29	14	13	19	14	0	27

RUN DATE:04/16/19 12:55 PM

	VOTES	PERCENT	REED-CUSTER CUSD 255U BOARD MEMBER							VOTES	PERCENT
01 = BALLOTS CAST	1,447		Vote for not more than 3								
			02 = Chris T. Cavanaugh*							1,047	31.43
			03 = Ward Edward Foley							544	16.33
			04 = Amanda Hohenstein*							842	25.28
			05 = Gregory Boyer*							898	26.96
			06 = OVER VOTES							2	
			07 = UNDER VOTES							1,004	
			-----	-----	-----	-----	-----	-----	-----	-----	
	01	02	03	04	05	06	07				
	-----	-----	-----	-----	-----	-----	-----	-----	-----	-----	
0018 CUSTER PCT 001	59	49	18	42	39	0	29				
0237 REED PCT 001	442	303	166	223	281	0	353				
0238 REED PCT 002	520	376	187	316	309	1	369				
0239 REED PCT 003	426	319	173	261	269	1	253				

I, the undersigned do hereby certify that on April 23, 2019, I canvassed the returns of an election held on April 2, 2019 for REED-CUSTER SCHOOL DISTRICT NO. 255U, and I proclaim that a total of 1,517 voters requested and received ballots and I do further certify the number of votes received for each candidate for this office, **and the winners are denoted with an asterisk next to his or her name.**

I further certify that the above is a true and complete Abstract of Votes and was prepared in my presence on April 23, 2019.

*Lauren Staley Ferry*  
 Lauren Staley Ferry, County Clerk  
 The County of Will, Illinois

# Kankakee County

## Statement of Votes Cast 2019 Consolidated Election SOVC For Jurisdiction Wide, All Counters, All Races Official Results

Date:04/16/19  
Time:10:45:05  
Page:91 of 107

REED CUSTER UD 255U

	Reg. Voters	Times Counted	Total Votes	CHRIS T. CAVANAUGH	WARD EDWARD FOLEY	AMANDA HOHENSTEIN	GREGORY BOYER
Jurisdiction Wide							
ESSEX	668	70	153	44 28.76%	52 33.99%	22 14.38%	35 22.88%
Total	668	70	153	44 28.76%	52 33.99%	22 14.38%	35 22.88%

RUN DATE:04/16/19 12:55 PM

VOTES	PERCENT	VALLEY VIEW CUSD 365U BOARD MEMBER	VOTES	PERCENT
7,633		Vote for not more than 3		
		02 = Diane Parro*	3,882	18.86
		03 = Debra Marie Savage	2,825	13.73
		04 = Charlotte Droogan	2,815	13.68
		05 = Steven Quigley*	3,595	17.47
		06 = James (JT) Boudouris	3,291	15.99
		07 = Sandra E. Carlson*	3,294	16.01
		08 = Sinatra Strong	878	4.27
		09 = OVER VOTES	22	
		10 = UNDER VOTES	2,253	

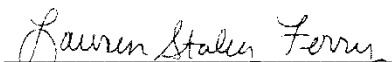
01 = BALLOTS CAST

	01	02	03	04	05	06	07	08	09	10
0019 DU PAGE PCT 001	0	0	0	0	0	0	0	0	0	0
0022 DU PAGE PCT 004	81	37	29	25	39	29	33	9	0	42
0023 DU PAGE PCT 005	248	130	103	105	127	105	100	11	1	60
0024 DU PAGE PCT 006	259	154	105	100	134	114	97	19	1	51
0026 DU PAGE PCT 008	255	113	108	115	117	97	122	25	0	68
0027 DU PAGE PCT 009	202	112	72	68	101	94	76	16	0	67
0028 DU PAGE PCT 010	295	147	123	104	128	106	156	23	0	98
0029 DU PAGE PCT 011	253	134	94	92	124	112	120	34	1	46
0030 DU PAGE PCT 012	249	152	78	77	133	133	97	22	0	55
0031 DU PAGE PCT 013	242	106	98	98	109	89	111	32	1	80
0032 DU PAGE PCT 014	292	143	110	113	135	123	127	27	2	92
0033 DU PAGE PCT 015	246	118	85	107	107	115	109	27	0	70
0034 DU PAGE PCT 016	305	125	138	152	122	107	164	33	1	71
0035 DU PAGE PCT 017	284	136	126	107	134	121	129	27	0	72
0036 DU PAGE PCT 018	246	128	89	90	127	112	95	24	0	73
0037 DU PAGE PCT 019	207	112	76	85	95	91	84	21	0	57
0038 DU PAGE PCT 020	182	101	73	66	81	66	90	27	0	42
0039 DU PAGE PCT 021	245	128	92	126	110	98	101	17	0	63
0040 DU PAGE PCT 022	310	165	113	141	143	124	141	28	1	72
0041 DU PAGE PCT 023	246	99	113	109	86	86	124	46	0	75
0042 DU PAGE PCT 024	192	94	84	78	87	77	84	23	0	49
0043 DU PAGE PCT 025	223	124	81	78	118	100	90	19	4	47
0044 DU PAGE PCT 026	214	125	71	70	118	111	90	22	0	35
0045 DU PAGE PCT 027	239	93	106	104	91	87	117	32	0	87
0046 DU PAGE PCT 028	205	96	89	81	92	82	91	22	0	62
0048 DU PAGE PCT 030	211	94	89	96	86	70	106	33	1	56
0050 DU PAGE PCT 032	194	100	50	42	108	114	62	30	1	73
0051 DU PAGE PCT 033	117	68	25	32	50	63	39	26	0	48
0054 DU PAGE PCT 036	214	132	39	47	121	129	69	29	2	70
0055 DU PAGE PCT 037	151	84	37	41	77	91	63	11	0	49
0144 LOCKPORT PCT 001	406	216	128	106	220	160	157	49	0	182
0145 LOCKPORT PCT 002	142	76	43	33	59	70	50	24	2	65
0146 LOCKPORT PCT 003	106	46	38	26	43	44	47	23	0	51
0147 LOCKPORT PCT 004	100	53	28	19	57	59	31	16	1	34
0149 LOCKPORT PCT 006	76	44	27	29	29	25	35	13	0	26
0150 LOCKPORT PCT 007	103	50	34	30	45	50	41	21	2	32
0151 LOCKPORT PCT 008	65	32	21	15	25	24	35	14	1	26
0152 LOCKPORT PCT 009	26	14	9	8	16	12	9	3	0	7
0284 WHEATLAND PCT 019	2	1	1	0	1	1	2	0	0	0

Refer to Decision and Order on Verified  
 Petition for Election Contest and Recount filed  
 11/5/2019 in back of canvass

I, the undersigned do hereby certify that on April 23, 2019, I canvassed the returns of an election held on April 2, 2019 for VALLEY VIEW COMMUNITY UNIT SCHOOL DISTRICT NO. 365U, and I proclaim that a total of 7,633 voters requested and received ballots and I do further certify the number of votes received for each candidate for this office, **and the winners are denoted with an asterisk next to his or her name.**

I further certify that the above is a true and complete Abstract of Votes and was prepared in my presence on April 23, 2019.

  
 Lauren Staley Ferry, County Clerk  
 The County of Will, Illinois



RUN DATE:04/16/19 12:55 PM

	VOTES	PERCENT		VOTES	PERCENT
01 = BALLOTS CAST	863		WILMINGTON CUSD 209-U BOARD MEMBER		
			Vote for not more than 3		
			02 = Benjamin (Ben) Stickel*	725	38.71
			03 = Terry Anderson*	601	32.09
			04 = Chester Dziuban*	547	29.20
			05 = OVER VOTES	0	
			06 = UNDER VOTES	716	
	-----				
	01	02	03	04	05 06
	-----				
0003 CHANNAHON PCT 003	2	2	2	2	0 0
0056 FLORENCE PCT 001	101	86	73	60	0 84
0265 WESLEY PCT 001	93	72	68	72	0 67
0301 WILMINGTON PCT 001	215	175	144	130	0 196
0302 WILMINGTON PCT 002	134	108	92	78	0 124
0303 WILMINGTON PCT 003	318	282	222	205	0 245

I, the undersigned do hereby certify that on April 23, 2019, I canvassed the returns of an election held on April 2, 2019 for WILMINGTON COMMUNITY UNIT SCHOOL DISTRICT NO. 209-U, and I proclaim that a total of 863 voters requested and received ballots and I do further certify the number of votes received for each candidate for this office, **and the winners are denoted with an asterisk next to his or her name.**

I further certify that the above is a true and complete Abstract of Votes and was prepared in my presence on April 23, 2019.

*Lauren Staley Ferry*  
 Lauren Staley Ferry, County Clerk  
 The County of Will, Illinois

A stylized graphic of the state of North Carolina. The background is dark blue with several light blue stars scattered across it. The state's outline is filled with a light blue color. In the bottom right corner, there are diagonal stripes in red, white, and blue, resembling the American flag. The text "COLLEGE DISTRICTS" is centered over the map in a bold, white, sans-serif font.

# **COLLEGE DISTRICTS**

RUN DATE:04/16/19 12:55 PM

	VOTES PERCENT							VOTES PERCENT	
	01	02	03	04	05	06	07		
01 = BALLOTS CAST	6,303								
	COMMUNITY COLLEGE DIST 502 TRUSTEE								
	Vote for not more than 2								
	02 = Annette K. Corrigan							2,649	28.66
	03 = Marc Incrocci							1,509	16.33
	04 = Dan Bailey							2,264	24.50
	05 = Maureen Dunne							2,820	30.51
	06 = OVER VOTES							20	
	07 = UNDER VOTES							3,324	
0019 DU PAGE PCT 001	297	122	75	95	127	1	173		
0020 DU PAGE PCT 002	284	82	50	130	151	1	153		
0021 DU PAGE PCT 003	300	121	49	115	137	1	176		
0022 DU PAGE PCT 004	126	45	26	48	40	0	93		
0025 DU PAGE PCT 007	256	85	51	104	140	0	132		
0267 WHEATLAND PCT 002	482	207	154	163	221	6	207		
0268 WHEATLAND PCT 003	193	82	40	68	73	0	123		
0269 WHEATLAND PCT 004	181	94	41	75	93	0	59		
0270 WHEATLAND PCT 005	274	132	57	82	118	2	155		
0271 WHEATLAND PCT 006	193	84	41	90	107	0	64		
0272 WHEATLAND PCT 007	226	71	55	86	108	0	132		
0273 WHEATLAND PCT 008	242	89	55	81	130	2	125		
0274 WHEATLAND PCT 009	294	116	77	127	141	0	127		
0275 WHEATLAND PCT 010	227	110	63	77	98	0	106		
0276 WHEATLAND PCT 011	222	93	58	92	95	1	104		
0277 WHEATLAND PCT 012	195	76	39	69	84	2	118		
0278 WHEATLAND PCT 013	146	62	25	62	68	0	75		
0279 WHEATLAND PCT 014	277	96	70	100	118	0	170		
0280 WHEATLAND PCT 015	176	82	43	67	70	0	90		
0281 WHEATLAND PCT 016	57	26	14	23	27	0	24		
0282 WHEATLAND PCT 017	238	112	56	72	111	0	125		
0283 WHEATLAND PCT 018	224	107	68	78	94	0	101		
0284 WHEATLAND PCT 019	223	112	56	77	91	0	110		
0285 WHEATLAND PCT 020	266	133	90	66	83	2	156		
0286 WHEATLAND PCT 021	290	116	66	91	125	0	182		
0287 WHEATLAND PCT 022	246	117	60	80	93	2	138		
0288 WHEATLAND PCT 023	23	12	3	4	11	0	16		
0289 WHEATLAND PCT 024	145	65	27	42	66	0	90		

This political subdivision has been canvassed by the election authority in which their principal office is located.

RUN DATE:04/16/19 12:55 PM

		VOTES PERCENT										VOTES PERCENT		
01 = BALLOTS CAST		45,704										JOLIET JUNIOR COLLEGE DIST 525 TRUSTEE		
		Vote for not more than 3												
		02 = John (Jake) Mahalik*										15,896 16.56		
		03 = Dan McDonnell										10,428 10.87		
		04 = James A. Budzinski										12,756 13.29		
		05 = Christopher J. Rademacher										7,344 7.65		
		06 = Thomas Scott Mccullagh										8,480 8.84		
		07 = Isiah "IKE" Williams, Jr.										8,369 8.72		
		08 = Mike O'Connell*										15,268 15.91		
		09 = Nancy Garcia*										17,429 18.16		
		10 = OVER VOTES										301		
		11 = UNDER VOTES										40,239		
		01	02	03	04	05	06	07	08	09	10	11		
0001	CHANNAHON PCT 001	167	71	47	44	35	24	20	62	57	1	138		
0002	CHANNAHON PCT 002	323	116	95	102	53	54	36	136	86	0	291		
0003	CHANNAHON PCT 003	248	102	51	57	48	45	28	87	71	0	255		
0004	CHANNAHON PCT 004	198	79	53	61	30	34	27	88	71	0	151		
0005	CHANNAHON PCT 005	155	55	44	50	21	40	20	69	45	0	121		
0018	CUSTER PCT 001	59	21	16	20	9	11	7	25	16	0	52		
0019	DU PAGE PCT 001	0	0	0	0	0	0	0	0	0	0	0		
0022	DU PAGE PCT 004	76	12	14	12	7	18	14	12	33	1	103		
0023	DU PAGE PCT 005	248	77	40	44	19	64	55	29	126	0	290		
0024	DU PAGE PCT 006	259	89	36	59	22	79	75	44	137	1	233		
0026	DU PAGE PCT 008	255	80	43	28	26	79	84	52	143	1	227		
0027	DU PAGE PCT 009	205	74	34	34	14	68	48	43	101	0	199		
0028	DU PAGE PCT 010	295	87	50	38	28	60	95	58	164	1	302		
0029	DU PAGE PCT 011	253	76	34	52	34	72	76	56	125	0	234		
0030	DU PAGE PCT 012	249	93	31	41	20	73	80	43	113	0	253		
0031	DU PAGE PCT 013	242	81	46	50	19	53	63	47	134	1	230		
0032	DU PAGE PCT 014	301	108	46	50	29	80	83	57	150	0	300		
0033	DU PAGE PCT 015	246	57	53	43	27	63	66	44	135	0	250		
0034	DU PAGE PCT 016	305	78	50	48	33	64	82	52	177	0	331		
0035	DU PAGE PCT 017	284	82	54	45	31	74	78	70	141	0	277		
0036	DU PAGE PCT 018	246	78	52	38	30	81	67	56	121	0	215		
0037	DU PAGE PCT 019	207	72	32	51	17	47	53	47	108	0	194		
0038	DU PAGE PCT 020	182	51	43	39	28	46	50	52	102	0	135		
0039	DU PAGE PCT 021	245	84	49	55	38	65	51	61	122	0	210		
0040	DU PAGE PCT 022	310	107	60	65	34	79	87	60	155	0	283		
0041	DU PAGE PCT 023	324	74	57	58	31	68	84	57	183	0	360		
0042	DU PAGE PCT 024	199	68	29	35	20	60	67	33	103	0	182		
0043	DU PAGE PCT 025	223	59	45	35	23	59	69	45	118	0	216		
0044	DU PAGE PCT 026	214	68	34	43	14	66	73	38	95	0	211		
0045	DU PAGE PCT 027	239	49	40	27	20	43	70	46	134	0	288		
0046	DU PAGE PCT 028	205	58	40	48	23	52	52	41	113	0	188		
0047	DU PAGE PCT 029	243	75	37	30	17	64	65	44	115	1	279		
0048	DU PAGE PCT 030	211	62	34	27	19	57	76	45	127	1	183		
0049	DU PAGE PCT 031	174	70	18	28	20	54	54	33	79	0	166		
0050	DU PAGE PCT 032	194	61	59	66	34	49	30	74	86	0	123		
0051	DU PAGE PCT 033	125	44	26	37	22	19	36	42	61	0	88		
0052	DU PAGE PCT 034	159	58	42	94	20	48	12	46	56	1	98		
0053	DU PAGE PCT 035	29	7	5	6	2	5	7	5	17	0	33		
0054	DU PAGE PCT 036	214	76	48	84	31	46	34	66	98	1	156		
0055	DU PAGE PCT 037	151	52	34	48	32	29	24	47	83	0	104		
0056	FLORENCE PCT 001	101	31	24	22	21	15	13	36	34	0	107		
0057	FRANKFORT PCT 001	319	95	76	93	54	64	35	88	101	2	345		
0058	FRANKFORT PCT 002	256	78	61	99	41	54	32	77	82	1	241		
0059	FRANKFORT PCT 003	330	76	104	78	53	81	32	113	121	2	326		
0060	FRANKFORT PCT 004	111	34	36	36	16	14	10	35	37	2	109		
0061	FRANKFORT PCT 005	323	89	69	96	66	51	32	91	125	1	347		
0062	FRANKFORT PCT 006	244	56	64	58	37	47	24	70	90	3	277		

I, the undersigned do hereby certify that on April 23, 2019, I canvassed the returns of an election held on April 2, 2019 for JOLIET JUNIOR COLLEGE ILLINOIS COMMUNITY COLLEGE DISTRICT NO. 525, and I proclaim that a total of 54,917 voters requested and received ballots and I do further certify the number of votes received for each candidate for this office, **and the winners are denoted with an asterisk next to his or her name.**

I further certify that the above is a true and complete Abstract of Votes and was prepared in my presence on April 23, 2019.

*Lauren Staley Ferry*  
 Lauren Staley Ferry, County Clerk  
 The County of Will, Illinois

RUN DATE:04/16/19 12:55 PM

VOTES	PERCENT	JOLIET JUNIOR COLLEGE DIST 525 TRUSTEE	VOTES	PERCENT
01 = BALLOTS CAST	45,704	Vote for not more than 3		
		02 = John (Jake) Mahalik*	15,896	16.56
		03 = Dan McDonnell	10,428	10.87
		04 = James A. Budzinski	12,756	13.29
		05 = Christopher J. Rademacher	7,344	7.65
		06 = Thomas Scott Mccullagh	8,480	8.84
		07 = Isiah "IKE" Williams, Jr.	8,369	8.72
		08 = Mike O'Connell*	15,268	15.91
		09 = Nancy Garcia*	17,429	18.16
		10 = OVER VOTES	301	
		11 = UNDER VOTES	40,239	

(CONTINUED FROM PREVIOUS PAGE)

	01	02	03	04	05	06	07	08	09	10	11
0063 FRANKFORT PCT 007	201	41	47	69	38	50	24	55	84	3	186
0064 FRANKFORT PCT 008	125	36	38	34	20	20	20	35	45	2	121
0065 FRANKFORT PCT 009	210	53	61	64	28	51	27	77	87	1	179
0066 FRANKFORT PCT 010	287	73	69	89	65	61	32	92	109	4	259
0067 FRANKFORT PCT 011	314	80	69	78	57	55	33	83	122	6	347
0068 FRANKFORT PCT 012	304	83	67	108	37	58	27	103	110	3	310
0069 FRANKFORT PCT 013	198	35	50	57	38	37	18	58	72	2	223
0070 FRANKFORT PCT 014	164	60	55	50	34	35	18	47	66	0	127
0071 FRANKFORT PCT 015	112	26	21	40	26	18	15	26	46	3	109
0072 FRANKFORT PCT 016	163	49	40	44	31	27	29	47	63	3	150
0073 FRANKFORT PCT 017	364	129	55	175	54	112	29	81	71	5	371
0074 FRANKFORT PCT 018	192	49	49	51	35	34	24	66	62	1	203
0075 FRANKFORT PCT 019	143	40	32	45	29	21	22	36	56	0	148
0076 FRANKFORT PCT 020	135	35	42	35	23	25	12	46	44	0	143
0077 FRANKFORT PCT 021	196	56	47	57	41	43	18	43	80	5	188
0078 FRANKFORT PCT 022	209	49	44	49	45	36	19	58	84	4	231
0079 FRANKFORT PCT 023	224	59	42	57	41	40	15	51	80	5	272
0080 FRANKFORT PCT 024	134	36	31	29	23	13	25	33	61	2	145
0081 FRANKFORT PCT 025	348	79	87	76	66	54	41	91	111	8	415
0082 FRANKFORT PCT 026	196	45	52	41	37	40	27	54	80	2	206
0083 FRANKFORT PCT 027	150	36	29	45	22	37	16	46	51	4	156
0084 FRANKFORT PCT 028	128	38	35	35	23	26	22	31	65	1	106
0085 GREEN GARDEN PCT 001	58	26	16	19	21	12	7	26	25	0	22
0086 GREEN GARDEN PCT 002	56	22	12	14	18	14	7	20	26	0	35
0087 HOMER PCT 001	102	38	17	38	17	23	21	33	38	1	78
0088 HOMER PCT 002	209	75	41	77	41	37	19	58	64	0	215
0089 HOMER PCT 003	155	56	46	55	36	33	11	45	57	2	120
0090 HOMER PCT 004	159	64	36	57	31	22	20	49	50	0	148
0091 HOMER PCT 005	159	45	43	55	31	31	16	56	50	0	150
0092 HOMER PCT 006	133	47	33	51	29	37	16	47	43	1	93
0093 HOMER PCT 007	236	75	67	98	46	44	24	77	79	0	198
0094 HOMER PCT 008	161	42	54	57	28	31	15	60	58	0	138
0095 HOMER PCT 009	130	41	38	52	30	23	17	46	50	0	93
0096 HOMER PCT 010	223	65	56	76	45	42	22	62	81	0	220
0097 HOMER PCT 011	227	78	50	76	29	42	29	67	75	0	235
0098 HOMER PCT 012	240	80	61	82	48	43	31	62	77	1	233
0099 HOMER PCT 013	159	50	38	59	29	27	28	55	52	0	139
0100 HOMER PCT 014	245	57	53	57	44	41	30	75	71	1	304
0101 HOMER PCT 015	166	57	40	61	28	37	23	65	64	0	123
0102 HOMER PCT 016	184	67	39	52	32	33	29	56	54	3	181
0103 HOMER PCT 017	181	68	35	56	43	30	20	62	53	1	173
0104 HOMER PCT 018	94	32	26	34	18	23	19	41	27	0	62
0105 JACKSON PCT 001	184	85	30	50	31	25	26	104	54	1	144
0106 JACKSON PCT 002	265	107	56	60	56	40	25	139	56	2	250
0107 JOLIET PCT 001	145	57	27	38	22	16	42	64	53	1	113
0108 JOLIET PCT 002	167	61	35	55	26	16	18	70	50	2	164
0109 JOLIET PCT 003	134	78	24	55	21	16	21	58	36	1	90

RUN DATE:04/16/19 12:55 PM

VOTES	PERCENT		VOTES	PERCENT
45,704		JOLIET JUNIOR COLLEGE DIST 525 TRUSTEE		
		Vote for not more than 3		
		02 = John (Jake) Mahalik*	15,896	16.56
		03 = Dan McDonnell	10,428	10.87
		04 = James A. Budzinski	12,756	13.29
		05 = Christopher J. Rademacher	7,344	7.65
		06 = Thomas Scott Mccullagh	8,480	8.84
		07 = Isiah "IKE" Williams, Jr.	8,369	8.72
		08 = Mike O'Connell*	15,268	15.91
		09 = Nancy Garcia*	17,429	18.16
		10 = OVER VOTES	301	
		11 = UNDER VOTES	40,239	

(CONTINUED FROM PREVIOUS PAGE)

	01	02	03	04	05	06	07	08	09	10	11
0110 JOLIET PCT 004	163	84	37	58	27	21	27	70	47	3	109
0111 JOLIET PCT 005	94	25	18	10	13	10	61	24	45	2	70
0112 JOLIET PCT 006	115	25	22	12	7	15	74	31	54	2	99
0113 JOLIET PCT 007	158	38	27	16	13	23	103	46	69	4	127
0114 JOLIET PCT 008	127	56	23	38	17	18	22	52	53	0	102
0115 JOLIET PCT 009	113	51	25	34	18	14	18	54	41	4	72
0116 JOLIET PCT 010	210	100	42	80	31	19	42	92	66	0	158
0117 JOLIET PCT 011	149	67	37	50	28	24	29	55	60	1	94
0118 JOLIET PCT 012	110	49	22	27	19	8	37	38	55	2	69
0119 JOLIET PCT 013	76	16	17	9	4	10	27	17	55	4	61
0120 JOLIET PCT 014	79	17	14	12	6	5	24	18	54	4	75
0121 JOLIET PCT 015	78	27	19	24	9	12	28	26	43	0	46
0122 JOLIET PCT 016	172	49	31	18	9	23	123	55	71	0	137
0123 JOLIET PCT 017	278	135	54	78	37	29	46	139	98	4	206
0124 JOLIET PCT 018	433	196	78	124	55	39	55	207	120	7	404
0125 JOLIET PCT 019	224	108	45	58	30	30	41	99	87	3	165
0126 JOLIET PCT 020	185	73	52	56	25	19	39	93	62	2	130
0127 JOLIET PCT 021	295	132	73	63	42	26	39	153	80	6	259
0128 JOLIET PCT 022	203	82	35	44	22	28	49	89	67	7	172
0129 JOLIET PCT 023	165	56	30	33	20	12	49	59	64	0	172
0130 JOLIET PCT 024	85	32	13	21	13	12	25	33	40	1	63
0131 JOLIET PCT 025	191	99	51	68	35	26	30	95	62	1	104
0132 JOLIET PCT 026	147	60	17	43	23	12	44	62	73	1	104
0133 JOLIET PCT 027	53	15	5	9	6	7	18	14	23	0	62
0134 JOLIET PCT 028	121	29	22	6	5	19	81	25	61	3	106
0135 JOLIET PCT 029	117	34	20	26	10	7	54	48	64	1	85
0136 JOLIET PCT 030	74	28	16	22	14	8	21	23	29	1	58
0137 JOLIET PCT 031	169	77	26	44	29	15	38	72	83	0	123
0138 JOLIET PCT 032	134	29	23	10	6	25	96	40	65	4	96
0139 JOLIET PCT 033	121	44	25	42	20	13	26	48	44	3	92
0140 JOLIET PCT 034	127	34	29	15	12	21	77	33	68	0	92
0141 JOLIET PCT 035	184	59	34	29	21	27	98	69	94	2	115
0142 JOLIET PCT 036	131	51	29	17	13	20	69	50	67	3	68
0143 JOLIET PCT 037	140	51	16	27	20	14	67	50	71	2	98
0144 LOCKPORT PCT 001	406	154	100	228	54	115	58	114	186	0	209
0145 LOCKPORT PCT 002	142	44	45	44	18	34	26	31	60	1	121
0146 LOCKPORT PCT 003	106	28	23	33	19	21	17	30	53	0	94
0147 LOCKPORT PCT 004	105	46	21	35	20	21	19	25	48	0	80
0148 LOCKPORT PCT 005	189	75	47	66	48	22	17	56	60	0	176
0149 LOCKPORT PCT 006	76	18	29	20	10	19	20	22	36	0	54
0150 LOCKPORT PCT 007	103	32	29	23	16	20	27	30	57	0	75
0151 LOCKPORT PCT 008	65	17	13	19	9	18	20	18	38	0	43
0152 LOCKPORT PCT 009	343	112	112	105	53	95	50	118	167	1	214
0153 LOCKPORT PCT 010	203	68	50	61	38	32	23	62	65	0	210
0154 LOCKPORT PCT 011	236	103	43	89	37	43	42	79	87	0	185
0155 LOCKPORT PCT 012	162	55	42	44	26	28	17	58	59	1	154
0156 LOCKPORT PCT 013	548	197	175	237	86	111	96	179	209	1	351

RUN DATE:04/16/19 12:55 PM

VOTES	PERCENT		VOTES	PERCENT
01 = BALLOTS CAST	45,704			
		JOLIET JUNIOR COLLEGE DIST 525 TRUSTEE		
		Vote for not more than 3		
		02 = John (Jake) Mahalik*	15,896	16.56
		03 = Dan McDonnell	10,428	10.87
		04 = James A. Budzinski	12,756	13.29
		05 = Christopher J. Rademacher	7,344	7.65
		06 = Thomas Scott Mccullagh	8,480	8.84
		07 = Isiah "IKE" Williams, Jr.	8,369	8.72
		08 = Mike O'Connell*	15,268	15.91
		09 = Nancy Garcia*	17,429	18.16
		10 = OVER VOTES	301	
		11 = UNDER VOTES	40,239	

(CONTINUED FROM PREVIOUS PAGE)

	01	02	03	04	05	06	07	08	09	10	11
0157 LOCKPORT PCT 014	193	79	48	72	29	23	35	67	60	2	160
0158 LOCKPORT PCT 015	192	63	35	47	32	28	40	43	92	2	190
0159 LOCKPORT PCT 016	231	96	40	92	41	27	41	71	78	0	207
0160 LOCKPORT PCT 017	346	129	67	101	57	56	49	116	109	2	348
0161 LOCKPORT PCT 018	134	43	27	36	22	19	30	34	57	0	134
0162 LOCKPORT PCT 019	294	107	89	108	63	62	38	97	114	3	195
0163 LOCKPORT PCT 020	201	84	55	68	35	28	41	68	87	0	137
0164 LOCKPORT PCT 021	164	66	36	61	28	30	29	61	51	1	127
0165 LOCKPORT PCT 022	183	85	31	62	33	31	27	62	62	0	156
0166 LOCKPORT PCT 023	150	63	29	50	17	26	19	61	58	0	127
0167 LOCKPORT PCT 024	105	25	32	11	12	16	61	30	52	1	73
0168 MANHATTAN PCT 001	162	57	43	40	41	31	18	64	53	1	136
0169 MANHATTAN PCT 002	261	82	64	63	68	35	25	99	72	1	272
0170 MANHATTAN PCT 003	134	56	33	41	32	28	24	47	36	1	102
0171 MANHATTAN PCT 004	154	47	45	38	29	31	17	60	38	0	157
0180 NEW LENOX PCT 001	74	22	16	16	14	14	25	31	25	1	56
0181 NEW LENOX PCT 002	85	38	15	33	16	14	12	37	33	0	57
0182 NEW LENOX PCT 003	77	23	19	25	11	18	12	28	25	3	61
0183 NEW LENOX PCT 004	111	55	20	44	23	22	11	42	23	1	90
0184 NEW LENOX PCT 005	134	55	32	46	26	28	21	48	50	1	93
0185 NEW LENOX PCT 006	92	41	30	40	10	16	6	35	33	0	65
0186 NEW LENOX PCT 007	138	44	36	44	28	21	10	49	54	2	122
0187 NEW LENOX PCT 008	98	30	25	36	31	25	14	35	37	0	61
0188 NEW LENOX PCT 009	119	45	29	40	18	16	18	54	42	3	86
0189 NEW LENOX PCT 010	215	83	44	81	50	36	25	67	80	3	170
0190 NEW LENOX PCT 011	172	57	41	56	33	29	21	58	57	1	161
0191 NEW LENOX PCT 012	95	37	19	37	19	20	10	35	37	1	68
0192 NEW LENOX PCT 013	117	46	27	41	25	29	10	36	28	5	94
0193 NEW LENOX PCT 014	142	34	29	50	27	26	18	53	58	1	128
0194 NEW LENOX PCT 015	211	67	53	66	37	39	23	61	50	3	228
0195 NEW LENOX PCT 016	189	67	49	64	44	38	13	74	73	2	139
0196 NEW LENOX PCT 017	128	60	27	58	26	32	10	46	44	3	72
0197 NEW LENOX PCT 018	133	55	37	39	25	24	21	49	48	1	98
0198 NEW LENOX PCT 019	110	42	24	34	29	21	10	45	36	2	83
0199 NEW LENOX PCT 020	157	71	33	64	34	27	13	65	45	4	107
0200 PEOTONE PCT 001	166	46	46	30	71	29	11	43	53	0	169
0201 PEOTONE PCT 002	134	34	37	24	61	24	10	35	44	0	133
0202 PLAINFIELD PCT 001	149	58	41	44	26	33	31	44	63	0	107
0203 PLAINFIELD PCT 002	115	35	22	39	22	18	16	42	46	0	105
0204 PLAINFIELD PCT 003	112	53	36	44	31	23	14	51	27	1	54
0205 PLAINFIELD PCT 004	23	5	5	4	1	4	7	8	11	0	24
0206 PLAINFIELD PCT 005	54	19	24	11	7	12	11	24	23	0	31
0207 PLAINFIELD PCT 006	38	12	12	16	8	9	5	14	18	0	20
0208 PLAINFIELD PCT 007	56	15	12	18	12	8	18	12	33	0	40
0209 PLAINFIELD PCT 008	153	56	40	47	28	32	20	55	55	0	126
0210 PLAINFIELD PCT 009	129	53	39	43	19	26	19	44	41	0	103
0211 PLAINFIELD PCT 010	191	70	51	52	48	23	16	72	54	0	187

RUN DATE:04/16/19 12:55 PM

VOTES	PERCENT		VOTES	PERCENT
01 = BALLOTS CAST	45,704			
		JOLIET JUNIOR COLLEGE DIST 525 TRUSTEE		
		Vote for not more than 3		
		02 = John (Jake) Mahalik*	15,896	16.56
		03 = Dan McDonnell	10,428	10.87
		04 = James A. Budzinski	12,756	13.29
		05 = Christopher J. Rademacher	7,344	7.65
		06 = Thomas Scott Mccullagh	8,480	8.84
		07 = Isiah "IKE" Williams, Jr.	8,369	8.72
		08 = Mike O'Connell*	15,268	15.91
		09 = Nancy Garcia*	17,429	18.16
		10 = OVER VOTES	301	
		11 = UNDER VOTES	40,239	

(CONTINUED FROM PREVIOUS PAGE)

	01	02	03	04	05	06	07	08	09	10	11
0212 PLAINFIELD PCT 011	17	8	3	4	1	3	7	2	8	1	12
0213 PLAINFIELD PCT 012	68	23	19	17	15	12	17	26	32	0	43
0214 PLAINFIELD PCT 013	142	58	38	44	35	25	19	59	43	0	105
0215 PLAINFIELD PCT 014	177	66	55	41	40	32	33	74	55	0	135
0216 PLAINFIELD PCT 015	124	57	40	40	36	22	14	56	43	0	64
0217 PLAINFIELD PCT 016	88	40	27	28	17	17	12	33	36	0	54
0218 PLAINFIELD PCT 017	63	23	26	21	13	14	13	19	27	0	33
0219 PLAINFIELD PCT 018	84	34	29	22	10	22	23	26	41	0	45
0220 PLAINFIELD PCT 019	71	22	16	20	11	13	18	22	26	0	65
0221 PLAINFIELD PCT 020	100	49	36	35	13	20	16	46	37	1	45
0222 PLAINFIELD PCT 021	127	53	38	44	21	25	19	65	40	0	76
0223 PLAINFIELD PCT 022	103	53	34	20	20	24	18	43	46	0	51
0224 PLAINFIELD PCT 023	68	33	18	21	12	17	17	30	29	0	27
0225 PLAINFIELD PCT 024	132	64	27	50	35	17	19	65	56	2	57
0226 PLAINFIELD PCT 025	53	19	17	15	6	14	18	17	33	0	20
0227 PLAINFIELD PCT 026	23	5	5	6	4	2	5	7	11	0	24
0228 PLAINFIELD PCT 027	65	30	23	13	11	11	17	25	33	0	32
0229 PLAINFIELD PCT 028	51	19	21	15	9	12	9	31	29	0	8
0230 PLAINFIELD PCT 029	67	26	31	24	13	9	9	33	22	1	31
0231 PLAINFIELD PCT 030	124	50	42	50	16	24	23	53	47	0	67
0232 PLAINFIELD PCT 031	96	42	29	42	12	19	16	42	37	1	46
0233 PLAINFIELD PCT 032	81	26	27	16	11	15	16	29	34	1	66
0234 PLAINFIELD PCT 033	182	75	38	57	40	33	35	87	59	1	119
0235 PLAINFIELD PCT 034	91	38	27	25	15	17	20	39	49	0	43
0236 PLAINFIELD PCT 035	64	22	22	21	12	11	11	22	27	1	41
0237 REED PCT 001	442	147	109	120	76	82	49	139	135	0	469
0238 REED PCT 002	520	182	136	154	88	107	50	194	170	0	479
0239 REED PCT 003	426	151	110	115	83	74	63	139	153	2	384
0240 TROY PCT 001	154	45	33	35	25	26	35	49	62	4	140
0241 TROY PCT 002	102	26	15	22	10	18	30	35	56	0	94
0242 TROY PCT 003	147	61	39	47	25	26	14	65	42	0	122
0243 TROY PCT 004	191	82	51	66	32	34	37	87	68	0	116
0244 TROY PCT 005	220	110	45	67	45	26	29	106	68	1	161
0245 TROY PCT 006	98	43	28	30	20	20	23	41	38	1	48
0246 TROY PCT 007	205	78	42	63	22	32	38	98	68	3	165
0247 TROY PCT 008	342	116	86	82	45	39	58	168	103	1	326
0248 TROY PCT 009	256	105	63	66	40	25	49	115	70	5	220
0249 TROY PCT 010	249	113	61	70	37	48	40	114	81	1	180
0250 TROY PCT 011	479	242	91	132	60	48	62	255	101	5	431
0251 TROY PCT 012	307	154	61	101	34	43	45	149	77	4	245
0252 TROY PCT 013	636	239	143	164	97	97	79	231	212	0	646
0253 TROY PCT 014	353	133	77	113	48	52	43	163	107	0	323
0254 TROY PCT 015	243	80	61	62	43	51	46	96	75	3	206
0255 TROY PCT 016	329	150	75	95	44	38	58	142	96	5	274
0256 TROY PCT 017	331	111	62	87	51	44	32	138	90	1	375
0257 TROY PCT 018	142	47	26	39	24	15	36	66	63	0	110
0258 TROY PCT 019	129	32	32	27	7	10	53	49	55	2	116



RUN DATE:04/16/19 12:55 PM

VOTES	PERCENT		VOTES	PERCENT
01 = BALLOTS CAST	45,704	JOLIET JUNIOR COLLEGE DIST 525 TRUSTEE		
		Vote for not more than 3		
		02 = John (Jake) Mahalik*	15,896	16.56
		03 = Dan McDonnell	10,428	10.87
		04 = James A. Budzinski	12,756	13.29
		05 = Christopher J. Rademacher	7,344	7.65
		06 = Thomas Scott Mccullagh	8,480	8.84
		07 = Isiah "IKE" Williams, Jr.	8,369	8.72
		08 = Mike O'Connell*	15,268	15.91
		09 = Nancy Garcia*	17,429	18.16
		10 = OVER VOTES	301	
		11 = UNDER VOTES	40,239	

(CONTINUED FROM PREVIOUS PAGE)

	01	02	03	04	05	06	07	08	09	10	11
0259 TROY PCT 020	437	138	96	143	64	63	57	161	128	1	458
0260 TROY PCT 021	422	131	70	121	52	73	54	156	103	0	506
0261 TROY PCT 022	205	70	60	55	33	30	21	79	55	0	212
0265 WESLEY PCT 001	93	37	21	18	23	16	16	36	46	0	66
0266 WHEATLAND PCT 001	81	20	25	27	10	13	9	22	40	4	65
0276 WHEATLAND PCT 011	1	0	1	0	0	0	1	0	1	0	0
0281 WHEATLAND PCT 016	21	2	4	11	7	2	5	6	9	0	17
0284 WHEATLAND PCT 019	2	1	0	0	0	2	0	1	1	0	1
0287 WHEATLAND PCT 022	90	25	13	9	11	21	29	20	48	1	91
0288 WHEATLAND PCT 023	49	13	15	16	5	10	12	17	26	0	33
0289 WHEATLAND PCT 024	173	35	30	34	15	24	32	46	61	1	239
0290 WHEATLAND PCT 025	83	30	27	20	13	20	13	22	26	3	69
0291 WHEATLAND PCT 026	161	55	44	67	28	51	38	51	52	1	94
0292 WHEATLAND PCT 027	366	117	53	62	49	93	104	86	197	1	334
0293 WHEATLAND PCT 028	123	51	42	41	15	22	13	39	36	0	110
0294 WHEATLAND PCT 029	185	62	56	50	22	29	49	43	79	2	159
0295 WHEATLAND PCT 030	140	50	38	50	20	33	20	43	34	4	120
0300 WILL PCT 001	86	33	21	19	35	19	6	22	20	0	83
0301 WILMINGTON PCT 001	215	82	45	48	31	33	23	52	60	0	271
0302 WILMINGTON PCT 002	134	55	33	26	27	24	14	51	49	0	123
0303 WILMINGTON PCT 003	318	114	72	61	53	43	37	117	105	1	349
0304 WILTON PCT 001	216	76	38	41	74	28	14	57	55	0	265

**1 Trustee, Joliet Junior College 525, 6yr**

				1	1	1	1	1	1	1	1	1
		Registered	Ballots Cast	Turnout (%)	John (Jake) Mahalik	Dan McDonnell	James A. Budzinski	Christopher J. Rademacher	Thomas Scott McCullagh	Isiah "IKE" Williams Jr.	Mike O'Connell	Nancy Garcia
7700001	Total	1137	83	7.30	29	22	34	10	17	10	24	23
7700002	Total	871	137	15.73	51	40	59	11	25	13	43	35
7700003	Total	1232	187	15.18	61	62	67	31	38	18	49	56
7700004	Total	1076	235	21.84	77	63	71	44	54	15	68	62
7700005	Total	1196	197	16.47	67	56	63	33	28	20	68	63
7700006	Total	1144	227	19.84	72	57	88	41	38	25	57	63
7700007	Total	918	193	21.02	77	50	66	23	44	22	46	50
7700008	Total	1227	268	21.84	94	54	80	42	42	39	67	71
7700009	Total	739	69	9.34	26	14	32	9	22	9	16	28
7700010	Total	838	165	19.69	62	28	56	29	26	33	50	63
7700011	Total	1441	239	16.59	84	62	89	44	44	20	70	62
7700012	Total	1509	121	8.02	41	26	45	17	24	13	35	32
7700013	Total	1461	250	17.11	75	52	67	32	35	27	63	58
7700014	Total	1044	222	21.26	71	65	84	33	38	20	66	60
Lemont	Total	15833	2593	16.38	887	651	901	399	475	284	722	726

Statement of Votes Cast  
 Grundy County, IL  
 Consolidated Election  
 April 2, 2019

Date:04/17/19  
 Time:10:28:21  
 Page:361 of 396

SOVC For Jurisdiction Wide, All Counters, All Races  
 Official Results

TRUSTEE - JIC 525

	Reg. Voters	Vote For	Times Counted	Total Votes	Times Over Voted	Number Of Under Votes	J. MAHALIK	DAN MCDONNELL	JAMES A. BUDZINSKI
Jurisdiction Wide									
AUX SABLE 01									
Polling	1231	3	266	534	0	264	94 17.60%	66 12.36%	93 17.42%
Pre Election	1231	3	17	34	0	17	3 8.82%	4 11.76%	6 17.65%
Post Election	1231	3	9	13	0	14	2 15.38%	0 0.00%	3 23.08%
Total	1231	9	292	581	0	295	99 17.04%	70 12.05%	102 17.56%
AUX SABLE 02									
Polling	961	3	83	182	0	67	30 16.48%	20 10.99%	39 21.43%
Pre Election	961	3	9	24	0	3	2 8.33%	5 20.83%	2 8.33%
Post Election	961	3	0	0	0	0	0 -	0 -	0 -
Total	961	9	92	206	0	70	32 15.53%	25 12.14%	41 19.90%
AUX SABLE 03									
Polling	866	3	216	368	0	280	67 18.21%	51 13.86%	60 16.30%
Pre Election	866	3	19	36	0	21	8 22.22%	8 22.22%	3 8.33%
Post Election	866	3	0	0	0	0	0 -	0 -	0 -
Total	866	9	235	404	0	301	75 18.56%	59 14.60%	63 15.59%
AUX SABLE 04									
Polling	1710	3	387	712	1	446	111 15.59%	84 11.80%	109 15.31%
Pre Election	1710	3	39	74	0	43	12 16.22%	8 10.81%	9 12.16%
Post Election	1710	3	3	3	0	6	0 0.00%	0 0.00%	0 0.00%
Total	1710	9	429	789	1	495	123 15.59%	92 11.66%	118 14.96%
AUX SABLE 05									
Polling	1512	3	278	523	0	311	88 16.83%	58 11.09%	85 16.25%
Pre Election	1512	3	18	37	0	17	2 5.41%	3 8.11%	4 10.81%
Post Election	1512	3	2	6	0	0	0 0.00%	1 16.67%	0 0.00%
Total	1512	9	298	566	0	328	90 15.90%	62 10.95%	89 15.72%
AUX SABLE 06									
Polling	1477	3	326	607	0	371	101 16.64%	78 12.85%	108 17.79%
Pre Election	1477	3	33	47	0	52	6 12.77%	6 12.77%	3 6.38%
Post Election	1477	3	3	1	0	8	1 100.00%	0 0.00%	0 0.00%
Total	1477	9	362	655	0	431	108 16.49%	84 12.82%	111 16.95%
AUX SABLE 07									
Polling	1216	3	167	314	2	181	55 17.52%	36 11.46%	54 17.20%
Pre Election	1216	3	20	53	0	7	9 16.98%	5 9.43%	10 18.87%
Post Election	1216	3	5	15	0	0	2 13.33%	3 20.00%	5 33.33%
Total	1216	9	192	382	2	188	66 17.28%	44 11.52%	69 18.06%
BRACEVILLE 01									
Polling	1249	3	33	68	0	31	13 19.12%	11 16.18%	8 11.76%
Pre Election	1249	3	1	1	0	2	1 100.00%	0 0.00%	0 0.00%
Post Election	1249	3	1	3	0	0	0 0.00%	1 33.33%	0 0.00%
Total	1249	9	35	72	0	33	14 19.44%	12 16.67%	8 11.11%
BRACEVILLE 02									
Polling	796	3	57	126	0	45	27 21.43%	14 11.11%	19 15.08%
Pre Election	796	3	4	7	0	5	2 28.57%	0 0.00%	2 28.57%
Post Election	796	3	0	0	0	0	0 -	0 -	0 -
Total	796	9	61	133	0	50	29 21.80%	14 10.53%	21 15.79%
BRACEVILLE 03									
Polling	1038	3	74	132	0	90	23 17.42%	21 15.91%	17 12.88%
Pre Election	1038	3	4	9	0	3	1 11.11%	2 22.22%	0 0.00%
Post Election	1038	3	0	0	0	0	0 -	0 -	0 -
Total	1038	9	78	141	0	93	24 17.02%	23 16.31%	17 12.06%
BRACEVILLE 04									
Polling	981	3	78	160	0	74	30 18.75%	19 11.88%	16 10.00%
Pre Election	981	3	10	22	0	8	4 18.18%	5 22.73%	3 13.64%
Post Election	981	3	0	0	0	0	0 -	0 -	0 -
Total	981	9	88	182	0	82	34 18.68%	24 13.19%	19 10.44%
ERIENNA 01									
Polling	1205	3	83	151	0	98	17 11.26%	19 12.58%	19 12.58%

Statement of Votes Cast  
 Grundy County, IL  
 Consolidated Election  
 April 2, 2019

Date:04/17/19  
 Time:10:28:21  
 Page:362 of 396

SOVC For Jurisdiction Wide, All Counters, All Races  
 Official Results

TRUSTEE - JJC 525

	Reg. Voters	Vote For	Times Counted	Total Votes	Times Over Voted	Number Of Under Votes	J. MAHALIK	DAN MCDONNELL	JAMES A. BUDZINSKI
Pre Election	1205	3	51	100	1	50	16 16.00%	18 18.00%	9 9.00%
Post Election	1205	3	4	6	0	6	1 16.67%	0 0.00%	1 16.67%
Total	1205	9	138	257	1	154	34 13.23%	37 14.40%	29 11.28%
ERIENNA 02									
Polling	631	3	53	94	0	65	13 13.83%	12 12.77%	11 11.70%
Pre Election	631	3	13	30	0	9	3 10.00%	2 6.67%	4 13.33%
Post Election	631	3	0	0	0	0	0 -	0 -	0 -
Total	631	9	66	124	0	74	16 12.90%	14 11.29%	15 12.10%
FELIX 01									
Polling	811	3	84	154	0	98	30 19.48%	27 17.53%	15 9.74%
Pre Election	811	3	6	17	0	1	5 29.41%	1 5.88%	3 17.65%
Post Election	811	3	0	0	0	0	0 -	0 -	0 -
Total	811	9	90	171	0	99	35 20.47%	28 16.37%	18 10.53%
FELIX 02									
Polling	785	3	29	75	0	12	12 16.00%	9 12.00%	10 13.33%
Pre Election	785	3	5	0	2	9	0 -	0 -	0 -
Post Election	785	3	0	0	0	0	0 -	0 -	0 -
Total	785	9	34	75	2	21	12 16.00%	9 12.00%	10 13.33%
FELIX 03									
Polling	598	3	18	32	0	22	9 28.13%	3 9.38%	6 18.75%
Pre Election	598	3	2	6	0	0	0 0.00%	2 33.33%	1 16.67%
Post Election	598	3	1	2	0	1	0 0.00%	1 50.00%	1 50.00%
Total	598	9	21	40	0	23	9 22.50%	6 15.00%	8 20.00%
FELIX 04									
Polling	604	3	74	124	0	98	21 16.94%	21 16.94%	13 10.48%
Pre Election	604	3	5	6	0	9	2 33.33%	0 0.00%	0 0.00%
Post Election	604	3	0	0	0	0	0 -	0 -	0 -
Total	604	9	79	130	0	107	23 17.69%	21 16.15%	13 10.00%
GARFIELD 01									
Polling	1013	3	439	794	2	517	158 19.90%	99 12.47%	112 14.11%
Pre Election	1013	3	35	46	0	59	6 13.04%	8 17.39%	6 13.04%
Post Election	1013	3	3	4	0	5	1 25.00%	0 0.00%	0 0.00%
Total	1013	9	477	844	2	581	165 19.55%	107 12.68%	118 13.98%
GOODFARM 01									
Polling	248	3	37	84	0	27	11 13.10%	16 19.05%	9 10.71%
Pre Election	248	3	1	0	0	3	0 -	0 -	0 -
Post Election	248	3	0	0	0	0	0 -	0 -	0 -
Total	248	9	38	84	0	30	11 13.10%	16 19.05%	9 10.71%
GOOSE LAKE 01									
Polling	660	3	9	20	0	7	5 25.00%	1 5.00%	2 10.00%
Pre Election	660	3	2	6	0	0	2 33.33%	0 0.00%	0 0.00%
Post Election	660	3	0	0	0	0	0 -	0 -	0 -
Total	660	9	11	26	0	7	7 26.92%	1 3.85%	2 7.69%
GOOSE LAKE 02									
Polling	722	3	15	31	0	14	7 22.58%	4 12.90%	7 22.58%
Pre Election	722	3	2	5	0	1	2 40.00%	1 20.00%	1 20.00%
Post Election	722	3	0	0	0	0	0 -	0 -	0 -
Total	722	9	17	36	0	15	9 25.00%	5 13.89%	8 22.22%
GREENFIELD 01									
Polling	645	3	122	208	0	158	38 18.27%	32 15.38%	24 11.54%
Pre Election	645	3	5	12	0	3	3 25.00%	3 25.00%	0 0.00%
Post Election	645	3	0	0	0	0	0 -	0 -	0 -
Total	645	9	127	220	0	161	41 18.64%	35 15.91%	24 10.91%
HIGHLAND 01									
Polling	176	3	32	58	0	38	6 10.34%	10 17.24%	7 12.07%
Pre Election	176	3	1	3	0	0	0 0.00%	0 0.00%	0 0.00%
Post Election	176	3	0	0	0	0	0 -	0 -	0 -
Total	176	9	33	61	0	38	6 9.84%	10 16.39%	7 11.48%

Statement of Votes Cast  
 Grundy County, IL  
 Consolidated Election  
 April 2, 2019

Date:04/17/19  
 Time:10:28:22  
 Page:363 of 396

SOVC For Jurisdiction Wide, All Counters, All Races  
 Official Results

TRUSTEE - JJC 525

	Reg. Voters	Vote For	Times Counted	Total Votes	Times Over Voted	Number Of Under Votes	J. MAHAJIK	DAN MCDONNELL	JAMES A. BUDZINSKI
MAINE 01									
Polling	228	3	10	22	0	8	5 22.73%	3 13.64%	4 18.18%
Pre Election	228	3	5	12	0	3	2 16.67%	2 16.67%	1 8.33%
Post Election	228	3	0	0	0	0	0 -	0 -	0 -
Total	228	9	15	34	0	11	7 20.59%	5 14.71%	5 14.71%
MAZON 01									
Polling	898	3	214	400	0	242	60 15.00%	62 15.50%	50 12.50%
Pre Election	898	3	18	22	0	32	5 22.73%	1 4.55%	1 4.55%
Post Election	898	3	0	0	0	0	0 -	0 -	0 -
Total	898	9	232	422	0	274	65 15.40%	63 14.93%	51 12.09%
MORRIS 01									
Polling	883	3	91	191	0	82	22 11.52%	16 8.38%	33 17.28%
Pre Election	883	3	63	138	0	51	23 16.67%	22 15.94%	15 10.87%
Post Election	883	3	2	6	0	0	2 33.33%	1 16.67%	1 16.67%
Total	883	9	156	335	0	133	47 14.03%	39 11.64%	49 14.63%
MORRIS 02									
Polling	866	3	53	95	0	64	16 16.84%	15 15.79%	11 11.58%
Pre Election	866	3	21	40	0	23	6 15.00%	5 12.50%	7 17.50%
Post Election	866	3	0	0	0	0	0 -	0 -	0 -
Total	866	9	74	135	0	87	22 16.30%	20 14.81%	18 13.33%
MORRIS 03									
Polling	879	3	96	178	2	104	24 13.48%	29 16.29%	17 9.55%
Pre Election	879	3	81	121	0	122	20 16.53%	22 18.18%	16 13.22%
Post Election	879	3	3	6	0	3	1 16.67%	0 0.00%	1 16.67%
Total	879	9	180	305	2	229	45 14.75%	51 16.72%	34 11.15%
MORRIS 04									
Polling	868	3	61	123	0	60	19 15.45%	14 11.38%	13 10.57%
Pre Election	868	3	7	15	0	6	1 6.67%	2 13.33%	2 13.33%
Post Election	868	3	0	0	0	0	0 -	0 -	0 -
Total	868	9	68	138	0	66	20 14.49%	16 11.59%	15 10.87%
MORRIS 05									
Polling	877	3	39	78	0	39	11 14.10%	7 8.97%	16 20.51%
Pre Election	877	3	27	62	0	19	11 17.74%	11 17.74%	3 4.84%
Post Election	877	3	1	2	0	1	1 50.00%	0 0.00%	0 0.00%
Total	877	9	67	142	0	59	23 16.20%	18 12.68%	19 13.38%
NETTLE CREEK 01									
Polling	304	3	11	23	0	10	3 13.04%	5 21.74%	3 13.04%
Pre Election	304	3	2	4	0	2	0 0.00%	1 25.00%	0 0.00%
Post Election	304	3	0	0	0	0	0 -	0 -	0 -
Total	304	9	13	27	0	12	3 11.11%	6 22.22%	3 11.11%
NORMAN 01									
Polling	170	3	14	25	0	17	4 16.00%	3 12.00%	2 8.00%
Pre Election	170	3	0	0	0	0	0 -	0 -	0 -
Post Election	170	3	0	0	0	0	0 -	0 -	0 -
Total	170	9	14	25	0	17	4 16.00%	3 12.00%	2 8.00%
SARATOGA 01									
Polling	867	3	52	120	0	36	19 15.83%	17 14.17%	8 6.67%
Pre Election	867	3	16	36	0	12	6 16.67%	5 13.89%	3 8.33%
Post Election	867	3	0	0	0	0	0 -	0 -	0 -
Total	867	9	68	156	0	48	25 16.03%	22 14.10%	11 7.05%
SARATOGA 02									
Polling	672	3	16	33	0	15	5 15.15%	6 18.18%	2 6.06%
Pre Election	672	3	6	10	0	8	3 30.00%	0 0.00%	1 10.00%
Post Election	672	3	1	3	0	0	0 0.00%	0 0.00%	0 0.00%
Total	672	9	23	46	0	23	8 17.39%	6 13.04%	3 6.52%
SARATOGA 03									
Polling	685	3	41	80	0	43	10 12.50%	14 17.50%	11 13.75%
Pre Election	685	3	19	36	0	21	5 13.89%	4 11.11%	5 13.89%

Statement of Votes Cast  
 Grundy County, IL  
 Consolidated Election  
 April 2, 2019

Date:04/17/19  
 Time:10:28:22  
 Page:364 of 396

SOVC For Jurisdiction Wide, All Counters, All Races  
 Official Results

TRUSTEE - JJC 525

	Reg. Voters	Vote For	Times Counted	Total Votes	Times Over Voted	Number Of Under Votes	J. MAHALIK	DAN MCDONNELL	JAMES A. BUDZINSKI
Post Election	685	3	0	0	0	0	0	0	0
Total	685	9	60	116	0	64	15 12.93%	18 15.52%	16 13.79%
SARATOGA 04									
Polling	1183	3	48	92	0	52	19 20.65%	19 20.65%	13 14.13%
Pre Election	1183	3	17	40	0	11	7 17.50%	9 22.50%	3 7.50%
Post Election	1183	3	0	0	0	0	0	0	0
Total	1183	9	65	132	0	63	26 19.70%	28 21.21%	16 12.12%
SARATOGA 05									
Polling	663	3	30	62	0	28	7 11.29%	13 20.97%	12 19.35%
Pre Election	663	3	11	25	0	8	3 12.00%	6 24.00%	0 0.00%
Post Election	663	3	0	0	0	0	0	0	0
Total	663	9	41	87	0	36	10 11.49%	19 21.84%	12 13.79%
VIENNA 01									
Polling	366	3	83	121	0	128	17 14.05%	17 14.05%	13 10.74%
Pre Election	366	3	0	0	0	0	0	0	0
Post Election	366	3	0	0	0	0	0	0	0
Total	366	9	83	121	0	128	17 14.05%	17 14.05%	13 10.74%
WAUPONSEE 01									
Polling	906	3	55	111	0	54	20 18.02%	17 15.32%	13 11.71%
Pre Election	906	3	9	15	0	12	4 26.67%	2 13.33%	4 26.67%
Post Election	906	3	0	0	0	0	0	0	0
Total	906	9	64	126	0	66	24 19.05%	19 15.08%	17 13.49%
WAUPONSEE 02									
Polling	862	3	37	75	0	36	6 8.00%	21 28.00%	13 17.33%
Pre Election	862	3	9	19	0	8	3 15.79%	4 21.05%	1 5.26%
Post Election	862	3	0	0	0	0	0	0	0
Total	862	9	46	94	0	44	9 9.57%	25 26.60%	14 14.89%
Total									
Polling	33312	120	3911	7380	7	4332	1233 16.71%	989 13.40%	1077 14.59%
Pre Election	33312	120	613	1170	3	660	188 16.07%	177 15.13%	128 10.94%
Post Election	33312	120	38	70	0	44	11 15.71%	7 10.00%	12 17.14%
Total	33312	360	4562	8620	10	5036	1432 16.61%	1173 13.61%	1217 14.12%

Statement of Votes Cast  
 Grundy County, IL  
 Consolidated Election  
 April 2, 2019

Date:04/17/19  
 Time:10:28:22  
 Page:365 of 396

SOVC For Jurisdiction Wide, All Counters, All Races  
 Official Results

TRUSTEE - JJC 525

	C. RADEMACHER		T. MCCULLAGH		I. WILLIAMS, JR.		MIKE O'CONNELL		NANCY GARCIA	
Jurisdiction Wide										
AUX SABLE 01										
Polling	31	5.81%	48	8.99%	35	6.55%	84	15.73%	83	15.54%
Pre Election	2	5.88%	3	8.82%	4	11.76%	7	20.59%	5	14.71%
Post Election	1	7.69%	2	15.38%	1	7.69%	0	0.00%	4	30.77%
Total	34	5.85%	53	9.12%	40	6.88%	91	15.66%	92	15.83%
AUX SABLE 02										
Polling	13	7.14%	16	8.79%	11	6.04%	30	16.48%	23	12.64%
Pre Election	1	4.17%	1	4.17%	0	0.00%	8	33.33%	5	20.83%
Post Election	0	-	0	-	0	-	0	-	0	-
Total	14	6.80%	17	8.25%	11	5.34%	38	18.45%	28	13.59%
AUX SABLE 03										
Polling	31	8.42%	27	7.34%	23	6.25%	71	19.29%	38	10.33%
Pre Election	2	5.56%	2	5.56%	1	2.78%	10	27.78%	2	5.56%
Post Election	0	-	0	-	0	-	0	-	0	-
Total	33	8.17%	29	7.18%	24	5.94%	81	20.05%	40	9.90%
AUX SABLE 04										
Polling	50	7.02%	73	10.25%	44	6.18%	123	17.28%	118	16.57%
Pre Election	8	10.81%	6	8.11%	5	6.76%	13	17.57%	13	17.57%
Post Election	1	33.33%	0	0.00%	0	0.00%	1	33.33%	1	33.33%
Total	59	7.48%	79	10.01%	49	6.21%	137	17.36%	132	16.73%
AUX SABLE 05										
Polling	31	5.93%	41	7.84%	49	9.37%	70	13.38%	101	19.31%
Pre Election	3	8.11%	8	21.62%	3	8.11%	8	21.62%	6	16.22%
Post Election	2	33.33%	0	0.00%	0	0.00%	1	16.67%	2	33.33%
Total	36	6.36%	49	8.66%	52	9.19%	79	13.96%	109	19.26%
AUX SABLE 06										
Polling	39	6.43%	62	10.21%	32	5.27%	108	17.79%	79	13.01%
Pre Election	2	4.26%	6	12.77%	7	14.89%	13	27.66%	4	8.51%
Post Election	0	0.00%	0	0.00%	0	0.00%	0	0.00%	0	0.00%
Total	41	6.26%	68	10.38%	39	5.95%	121	18.47%	83	12.67%
AUX SABLE 07										
Polling	27	8.60%	31	9.87%	21	6.69%	46	14.65%	44	14.01%
Pre Election	4	7.55%	7	13.21%	3	5.66%	6	11.32%	9	16.98%
Post Election	0	0.00%	2	13.33%	0	0.00%	0	0.00%	3	20.00%
Total	31	8.12%	40	10.47%	24	6.28%	52	13.61%	56	14.66%
BRACEVILLE 01										
Polling	7	10.29%	3	4.41%	4	5.88%	11	16.18%	11	16.18%
Pre Election	0	0.00%	0	0.00%	0	0.00%	0	0.00%	0	0.00%
Post Election	0	0.00%	0	0.00%	1	33.33%	0	0.00%	1	33.33%
Total	7	9.72%	3	4.17%	5	6.94%	11	15.28%	12	16.67%
BRACEVILLE 02										
Polling	13	10.32%	14	11.11%	8	6.35%	13	10.32%	18	14.29%
Pre Election	0	0.00%	0	0.00%	0	0.00%	1	14.29%	2	28.57%
Post Election	0	-	0	-	0	-	0	-	0	-
Total	13	9.77%	14	10.53%	8	6.02%	14	10.53%	20	15.04%
BRACEVILLE 03										
Polling	9	6.82%	11	8.33%	10	7.58%	17	12.88%	24	18.18%
Pre Election	0	0.00%	2	22.22%	1	11.11%	2	22.22%	1	11.11%
Post Election	0	-	0	-	0	-	0	-	0	-
Total	9	6.38%	13	9.22%	11	7.80%	19	13.48%	25	17.73%
BRACEVILLE 04										
Polling	18	11.25%	14	8.75%	13	8.13%	26	16.25%	24	15.00%
Pre Election	4	18.18%	0	0.00%	1	4.55%	2	9.09%	3	13.64%
Post Election	0	-	0	-	0	-	0	-	0	-
Total	22	12.09%	14	7.69%	14	7.69%	28	15.38%	27	14.84%
ERIENNA 01										
Polling	21	13.91%	10	6.62%	14	9.27%	30	19.87%	21	13.91%

Statement of Votes Cast  
 Grundy County, IL  
 Consolidated Election  
 April 2, 2019

Date:04/17/19  
 Time:10:28:22  
 Page:366 of 396

SOVC For Jurisdiction Wide, All Counters, All Races  
 Official Results

TRUSTEE - JIC 525

	C. RADEMACHER	T. MCCULLAGH	I. WILLIAMS, JR.	MIKE OCONNELL	NANCY GARCIA
Pre Election	12 12.00%	7 7.00%	7 7.00%	13 13.00%	18 18.00%
Post Election	0 0.00%	1 16.67%	1 16.67%	0 0.00%	2 33.33%
Total	33 12.84%	18 7.00%	22 8.56%	43 16.73%	41 15.95%
ERIENNA 02					
Polling	12 12.77%	10 10.64%	6 6.38%	14 14.89%	16 17.02%
Pre Election	2 6.67%	3 10.00%	4 13.33%	5 16.67%	7 23.33%
Post Election	0 -	0 -	0 -	0 -	0 -
Total	14 11.29%	13 10.48%	10 8.06%	19 15.32%	23 18.55%
FELIX 01					
Polling	16 10.39%	13 8.44%	11 7.14%	24 15.58%	18 11.69%
Pre Election	1 5.88%	1 5.88%	1 5.88%	1 5.88%	4 23.53%
Post Election	0 -	0 -	0 -	0 -	0 -
Total	17 9.94%	14 8.19%	12 7.02%	25 14.62%	22 12.87%
FELIX 02					
Polling	9 12.00%	7 9.33%	1 1.33%	13 17.33%	14 18.67%
Pre Election	0 -	0 -	0 -	0 -	0 -
Post Election	0 -	0 -	0 -	0 -	0 -
Total	9 12.00%	7 9.33%	1 1.33%	13 17.33%	14 18.67%
FELIX 03					
Polling	2 6.25%	3 9.38%	0 0.00%	4 12.50%	5 15.63%
Pre Election	0 0.00%	1 16.67%	0 0.00%	0 0.00%	2 33.33%
Post Election	0 0.00%	0 0.00%	0 0.00%	0 0.00%	0 0.00%
Total	2 5.00%	4 10.00%	0 0.00%	4 10.00%	7 17.50%
FELIX 04					
Polling	8 6.45%	16 12.90%	10 8.06%	19 15.32%	16 12.90%
Pre Election	0 0.00%	1 16.67%	2 33.33%	0 0.00%	1 16.67%
Post Election	0 -	0 -	0 -	0 -	0 -
Total	8 6.15%	17 13.08%	12 9.23%	19 14.62%	17 13.08%
GARFIELD 01					
Polling	55 6.93%	76 9.57%	50 6.30%	122 15.37%	122 15.37%
Pre Election	3 6.52%	3 6.52%	4 8.70%	6 13.04%	10 21.74%
Post Election	1 25.00%	1 25.00%	0 0.00%	0 0.00%	1 25.00%
Total	59 6.99%	80 9.48%	54 6.40%	128 15.17%	133 15.76%
GOODFARM 01					
Polling	9 10.71%	5 5.95%	6 7.14%	17 20.24%	11 13.10%
Pre Election	0 -	0 -	0 -	0 -	0 -
Post Election	0 -	0 -	0 -	0 -	0 -
Total	9 10.71%	5 5.95%	6 7.14%	17 20.24%	11 13.10%
GOOSE LAKE 01					
Polling	1 5.00%	4 20.00%	0 0.00%	2 10.00%	5 25.00%
Pre Election	1 16.67%	1 16.67%	0 0.00%	0 0.00%	2 33.33%
Post Election	0 -	0 -	0 -	0 -	0 -
Total	2 7.69%	5 19.23%	0 0.00%	2 7.69%	7 26.92%
GOOSE LAKE 02					
Polling	0 0.00%	3 9.68%	3 9.68%	3 9.68%	4 12.90%
Pre Election	0 0.00%	0 0.00%	0 0.00%	1 20.00%	0 0.00%
Post Election	0 -	0 -	0 -	0 -	0 -
Total	0 0.00%	3 8.33%	3 8.33%	4 11.11%	4 11.11%
GREENFIELD 01					
Polling	26 12.50%	16 7.69%	15 7.21%	31 14.90%	26 12.50%
Pre Election	2 16.67%	0 0.00%	0 0.00%	1 8.33%	3 25.00%
Post Election	0 -	0 -	0 -	0 -	0 -
Total	28 12.73%	16 7.27%	15 6.82%	32 14.55%	29 13.18%
HIGHLAND 01					
Polling	5 8.62%	8 13.79%	4 6.90%	8 13.79%	10 17.24%
Pre Election	1 33.33%	0 0.00%	1 33.33%	0 0.00%	1 33.33%
Post Election	0 -	0 -	0 -	0 -	0 -
Total	6 9.84%	8 13.11%	5 8.20%	8 13.11%	11 18.03%



## Statement of Votes Cast

Grundy County, IL

Consolidated Election

April 2, 2019

SOVC For Jurisdiction Wide, All Counters, All Races

Official Results

Date:04/17/19

Time:10:28:22

Page:367 of 396

## TRUSTEE - JIC 525

	C. RADEMACHIER	T. MCCULLAGH	I. WILLIAMS, JR.	MIKE OCONNELL	NANCY GARCIA
MAINE 01					
Polling	4 18.18%	0 0.00%	1 4.55%	4 18.18%	1 4.55%
Pre Election	1 8.33%	1 8.33%	0 0.00%	2 16.67%	3 25.00%
Post Election	0 -	0 -	0 -	0 -	0 -
Total	5 14.71%	1 2.94%	1 2.94%	6 17.65%	4 11.76%
MAZON 01					
Polling	47 11.75%	39 9.75%	23 5.75%	58 14.50%	61 15.25%
Pre Election	3 13.64%	3 13.64%	4 18.18%	1 4.55%	4 18.18%
Post Election	0 -	0 -	0 -	0 -	0 -
Total	50 11.85%	42 9.95%	27 6.40%	59 13.98%	65 15.40%
MORRIS 01					
Polling	23 12.04%	19 9.95%	9 4.71%	34 17.80%	35 18.32%
Pre Election	12 8.70%	14 10.14%	16 11.59%	13 9.42%	23 16.67%
Post Election	0 0.00%	0 0.00%	0 0.00%	2 33.33%	0 0.00%
Total	35 10.45%	33 9.85%	25 7.46%	49 14.63%	58 17.31%
MORRIS 02					
Polling	9 9.47%	12 12.63%	5 5.26%	12 12.63%	15 15.79%
Pre Election	4 10.00%	3 7.50%	2 5.00%	6 15.00%	7 17.50%
Post Election	0 -	0 -	0 -	0 -	0 -
Total	13 9.63%	15 11.11%	7 5.19%	18 13.33%	22 16.30%
MORRIS 03					
Polling	29 16.29%	20 11.24%	11 6.18%	26 14.61%	22 12.36%
Pre Election	9 7.44%	9 7.44%	13 10.74%	12 9.92%	20 16.53%
Post Election	0 0.00%	0 0.00%	1 16.67%	2 33.33%	1 16.67%
Total	38 12.46%	29 9.51%	25 8.20%	40 13.11%	43 14.10%
MORRIS 04					
Polling	16 13.01%	9 7.32%	3 2.44%	24 19.51%	25 20.33%
Pre Election	1 6.67%	2 13.33%	0 0.00%	3 20.00%	4 26.67%
Post Election	0 -	0 -	0 -	0 -	0 -
Total	17 12.32%	11 7.97%	3 2.17%	27 19.57%	29 21.01%
MORRIS 05					
Polling	8 10.26%	10 12.82%	5 6.41%	13 16.67%	8 10.26%
Pre Election	5 8.06%	6 9.68%	6 9.68%	10 16.13%	10 16.13%
Post Election	1 50.00%	0 0.00%	0 0.00%	0 0.00%	0 0.00%
Total	14 9.86%	16 11.27%	11 7.75%	23 16.20%	18 12.68%
NETTLE CREEK 01					
Polling	5 21.74%	0 0.00%	1 4.35%	3 13.04%	3 13.04%
Pre Election	1 25.00%	0 0.00%	1 25.00%	1 25.00%	0 0.00%
Post Election	0 -	0 -	0 -	0 -	0 -
Total	6 22.22%	0 0.00%	2 7.41%	4 14.81%	3 11.11%
NORMAN 01					
Polling	6 24.00%	2 8.00%	3 12.00%	3 12.00%	2 8.00%
Pre Election	0 -	0 -	0 -	0 -	0 -
Post Election	0 -	0 -	0 -	0 -	0 -
Total	6 24.00%	2 8.00%	3 12.00%	3 12.00%	2 8.00%
SARATOGA 01					
Polling	15 12.50%	14 11.67%	10 8.33%	18 15.00%	19 15.83%
Pre Election	2 5.56%	4 11.11%	3 8.33%	6 16.67%	7 19.44%
Post Election	0 -	0 -	0 -	0 -	0 -
Total	17 10.90%	18 11.54%	13 8.33%	24 15.38%	26 16.67%
SARATOGA 02					
Polling	1 3.03%	2 6.06%	3 9.09%	7 21.21%	7 21.21%
Pre Election	0 0.00%	1 10.00%	1 10.00%	3 30.00%	1 10.00%
Post Election	0 0.00%	0 0.00%	1 33.33%	1 33.33%	1 33.33%
Total	1 2.17%	3 6.52%	5 10.87%	11 23.91%	9 19.57%
SARATOGA 03					
Polling	7 8.75%	6 7.50%	4 5.00%	15 18.75%	13 16.25%
Pre Election	0 0.00%	2 5.56%	3 8.33%	8 22.22%	9 25.00%

Statement of Votes Cast  
 Grundy County, IL  
 Consolidated Election  
 April 2, 2019

Date:04/17/19  
 Time:10:28:22  
 Page:368 of 396

SOVC For Jurisdiction Wide, All Counters, All Races  
 Official Results

TRUSTEE - JJC 525

	C. RADEMACHER	T. MCCULLAGH	I. WILLIAMS, JR.	MIKE O'CONNELL	NANCY GARCIA
Post Election	0	0	0	0	0
Total	7 6.03%	8 6.90%	7 6.03%	23 19.83%	22 18.97%
SARATOGA 04					
Polling	8 8.70%	5 5.43%	6 6.52%	12 13.04%	10 10.87%
Pre Election	5 12.50%	3 7.50%	3 7.50%	6 15.00%	4 10.00%
Post Election	0	0	0	0	0
Total	13 9.85%	8 6.06%	9 6.82%	18 13.64%	14 10.61%
SARATOGA 05					
Polling	3 4.84%	5 8.06%	2 3.23%	11 17.74%	9 14.52%
Pre Election	3 12.00%	4 16.00%	4 16.00%	2 8.00%	3 12.00%
Post Election	0	0	0	0	0
Total	6 6.90%	9 10.34%	6 6.90%	13 14.94%	12 13.79%
VIENNA 01					
Polling	20 16.53%	8 6.61%	7 5.79%	20 16.53%	19 15.70%
Pre Election	0	0	0	0	0
Post Election	0	0	0	0	0
Total	20 16.53%	8 6.61%	7 5.79%	20 16.53%	19 15.70%
WAUPONSEE 01					
Polling	15 13.51%	7 6.31%	8 7.21%	18 16.22%	13 11.71%
Pre Election	2 13.33%	1 6.67%	1 6.67%	1 6.67%	0 0.00%
Post Election	0	0	0	0	0
Total	17 13.49%	8 6.35%	9 7.14%	19 15.08%	13 10.32%
WAUPONSEE 02					
Polling	5 6.67%	7 9.33%	4 5.33%	7 9.33%	12 16.00%
Pre Election	2 10.53%	3 15.79%	3 15.79%	2 10.53%	1 5.26%
Post Election	0	0	0	0	0
Total	7 7.45%	10 10.64%	7 7.45%	9 9.57%	13 13.83%
Total					
Polling	654 8.86%	676 9.16%	475 6.44%	1171 15.87%	1105 14.97%
Pre Election	98 8.38%	108 9.23%	104 8.89%	173 14.79%	194 16.58%
Post Election	6 8.57%	6 8.57%	5 7.14%	7 10.00%	16 22.86%
Total	758 8.79%	790 9.16%	584 6.77%	1351 15.67%	1315 15.26%

# Kankakee County

## Statement of Votes Cast 2019 Consolidated Election SOVC For Jurisdiction Wide, All Counters, All Races Official Results

Date:04/16/19  
Time:10:45:05  
Page:101 of 107

JOLIET JC 525

	Reg. Voters	Times Counted	Total Votes	JOHN JAKE MAHALIK	DAN McDONNELL	JAMES A. BUDZINSKI	C J. RADEMACHER	THOMAS MCCULLAGH
Jurisdiction Wide								
ESSEX	9	0	0	0	-	0	-	0
Total	9	0	0	0	-	0	-	0

Kankakee County

Statement of Votes Cast  
 2019 Consolidated Election  
 SOVC For Jurisdiction Wide, All Counters, All Races  
 Official Results

Date:04/16/19  
 Time:10:45:05  
 Page:102 of 107

		JOLIET JC 525			
		ISIAH IKE WILLIAMS	MIKE O'CONNELL	NANCY GARCIA	
Jurisdiction Wide					
ESSEX		0	-	0	-
Total		0	-	0	-

RUN DATE:04/19/19 09:37 AM

APRIL 2, 2019  
 KENDALL COUNTY, ILLINOIS  
 WITH 14 OF 14 PRECINCTS REPORTING

REPORT-EL86 PAGE 003

01 = BALLOTS CAST

VOTES	PERCENT	VOTES	PERCENT
1,199			
JOLIET JR.COLLEGE DIST.525 TRUSTEE			
VOTE FOR 3			
		355	15.57
		334	14.65
		317	13.90
		159	6.97
		182	7.98
		141	6.18
		393	17.24
		399	17.50
		0	
		1,317	

	01	02	03	04	05	06	07	08	09	10	11
0070 FOX 2	74	29	19	22	11	16	9	19	22	0	75
0073 KENDALL 3	4	0	1	0	0	0	1	1	2	0	7
0074 KENDALL 4	11	2	3	4	0	2	1	3	3	0	15
0077 NA AU SAY 1	24	8	11	5	3	4	2	6	6	0	27
0078 NA AU SAY 2	78	27	24	23	12	21	11	31	26	0	59
0079 NA AU SAY 3	35	13	14	9	1	5	7	13	20	0	23
0080 NA AU SAY 4	48	19	21	21	6	5	8	18	21	0	25
0081 NA AU SAY 5	29	10	9	9	5	2	6	10	14	0	22
0082 BIG GROVE 1	117	23	36	22	18	21	15	32	40	0	144
0083 BIG GROVE 2	36	13	12	10	5	3	4	11	7	0	43
0084 LISBON 1	63	11	20	12	9	9	2	23	7	0	96
0085 SEWARD 1	267	82	66	70	51	38	20	90	67	0	317
0086 SEWARD 2	176	53	39	62	17	25	22	64	67	0	179
0087 SEWARD 3	237	65	59	48	21	31	33	72	97	0	285

RUN DATE:04/16/19 01:23 PM

APRIL 2, 2019  
LASALLE COUNTY, ILLINOIS

VOTES PERCENT

VOTES PERCENT

01 = BALLOTS CAST

22

JOLIET JR. CD 525 TRUSTEES

VOTE FOR 3

02 = JOHN (JAKE) MAHALIK

11 20.37

03 = DAN McDONNELL

6 11.11

04 = JAMES A. BUDZINSKI

5 9.26

05 = CHRISTOPHER J. RADEMACHER

5 9.26

06 = THOMAS SCOTT MCCULLAGH

3 5.56

07 = ISIAH "IKE" WILLIAMS JR.

5 9.26

08 = MIKE O'CONNELL

11 20.37

09 = NANCY GARCIA

8 14.81

-----  
01 02 03 04 05 06 07 08 09  
-----

0003 ALLEN 1

8 4 2 1 2 3 0 6 1

0061 MILLER 1

3 2 1 1 1 0 1 1 1

0062 MISSION 1

1 1 0 1 0 0 0 0 1

0063 MISSION 2

10 4 3 2 2 0 4 4 5

Statement of Votes Cast  
**CONSOLIDATED ELECTION**  
**APRIL 2, 2019**  
**LIVINGSTON COUNTY, ILLINOIS**  
**SOVC For Jurisdiction Wide, All Counters, All Races**  
**FINAL RESULTS**

Date:04/17/19  
 Time:13:42:48  
 Page:67 of 73

JOLIET COLLEGE S2S TRUSTEE											
	Reg Voters	Times Counted	Total Votes	JOHN MAHALIK	DAN McDONNELL	JAMES A BUDZINSKI	CHRISTOPHER RADEMACII	THOMAS SCOTT MCCULLA			
Jurisdiction Wide											
AMITY	-	-	-	-	-	-	-	-	-	-	-
AVOCA	-	-	-	-	-	-	-	-	-	-	-
BELLE PRAIRIE	-	-	-	-	-	-	-	-	-	-	-
BROUGHTON	24	1	0	0	0	0	0	0	0	0	-
CHARLOTTE	-	-	-	-	-	-	-	-	-	-	-
CHATSWORTH 1	-	-	-	-	-	-	-	-	-	-	-
DWIGHT 1	728	130	272	30 11 03%	44 16 18%	30 11 03%	24 8 82%	28 10 29%			
DWIGHT 2	532	137	273	29 10 62%	39 14 29%	33 12 09%	15 5 49%	35 12 82%			
DWIGHT 3	632	107	217	25 11 52%	30 13 82%	33 15 21%	18 8 29%	19 8 76%			
DWIGHT 4	786	221	413	54 13 08%	67 16 22%	47 11 38%	34 8 23%	51 12 35%			
EPPARDS POINT	-	-	-	-	-	-	-	-	-	-	-
ESMEN	24	6	15	3 20 00%	2 13 33%	1 6 67%	1 6 67%	1 6 67%			
FAYETTE	-	-	-	-	-	-	-	-	-	-	-
FORREST 1	-	-	-	-	-	-	-	-	-	-	-
GERMANVILLE	-	-	-	-	-	-	-	-	-	-	-
INDIAN GROVE 1	-	-	-	-	-	-	-	-	-	-	-
INDIAN GROVE 2	-	-	-	-	-	-	-	-	-	-	-
INDIAN GROVE 3	-	-	-	-	-	-	-	-	-	-	-
INDIAN GROVE 4	-	-	-	-	-	-	-	-	-	-	-
LONG POINT	-	-	-	-	-	-	-	-	-	-	-
NEBRASKA 1	-	-	-	-	-	-	-	-	-	-	-
NEVADA	143	25	43	3 6 98%	4 9 30%	4 9 30%	10 23 26%	7 16 28%			
NEWTOWN	-	-	-	-	-	-	-	-	-	-	-
ODELL 1	779	186	332	37 11 14%	50 15 06%	31 9 34%	28 8 43%	46 13 86%			
OWEGO	-	-	-	-	-	-	-	-	-	-	-
PIKE	-	-	-	-	-	-	-	-	-	-	-
PLEASANT RIDGE	-	-	-	-	-	-	-	-	-	-	-
PONTIAC 1	-	-	-	-	-	-	-	-	-	-	-
PONTIAC 2	-	-	-	-	-	-	-	-	-	-	-
PONTIAC 3	-	-	-	-	-	-	-	-	-	-	-
PONTIAC 4	-	-	-	-	-	-	-	-	-	-	-
PONTIAC 5	-	-	-	-	-	-	-	-	-	-	-
PONTIAC 6	-	-	-	-	-	-	-	-	-	-	-
PONTIAC 7	-	-	-	-	-	-	-	-	-	-	-
PONTIAC 8	-	-	-	-	-	-	-	-	-	-	-
PONTIAC 9	-	-	-	-	-	-	-	-	-	-	-
PONTIAC 10	-	-	-	-	-	-	-	-	-	-	-
READING 1	-	-	-	-	-	-	-	-	-	-	-
READING 2	-	-	-	-	-	-	-	-	-	-	-
ROOKS CREEK	-	-	-	-	-	-	-	-	-	-	-
ROUND GROVE	45	6	15	3 20 00%	0 0 00%	2 13 33%	2 13 33%	2 13 33%			
SAUNEMIN	-	-	-	-	-	-	-	-	-	-	-
SULLIVAN	-	-	-	-	-	-	-	-	-	-	-
SUNBURY	82	5	9	2 22 22%	2 22 22%	0 0 00%	0 0 00%	0 0 00%			
UNION	92	13	33	7 21 21%	6 18 18%	2 6 06%	3 9 09%	5 15 15%			
WALDO	-	-	-	-	-	-	-	-	-	-	-
Total	3867	837	1622	193 11 90%	244 15 04%	183 11 28%	135 8 32%	194 11 96%			

Statement of Votes Cast  
**CONSOLIDATED ELECTION**  
 APRIL 2, 2019  
 LIVINGSTON COUNTY, ILLINOIS  
 SOVC For Jurisdiction Wide, All Counters, All Races  
 FINAL RESULTS

Date:04/17/19  
 Time:13:42:48  
 Page:68 of 73

	JOLIET COLLEGE S25 TRUSTEE					
	ISIAH WILLIAMS JR		MIKE O'CONNELL		NANCY GARCIA	
Jurisdiction Wide						
AMITY	-	-	-	-	-	-
AVOCA	-	-	-	-	-	-
BELLE PRAIRIE	-	-	-	-	-	-
BROUGHTON	0	-	0	-	0	-
CHARLOTTE	-	-	-	-	-	-
CHATSWORTH 1	-	-	-	-	-	-
DWIGHT 1	19	6.99%	51	18.75%	46	16.91%
DWIGHT 2	20	7.33%	52	19.05%	50	18.32%
DWIGHT 3	18	8.29%	43	19.82%	31	14.29%
DWIGHT 4	17	4.12%	76	18.40%	67	16.22%
EPPARDS POINT	-	-	-	-	-	-
ESMEN	1	6.67%	3	20.00%	3	20.00%
FAYETTE	-	-	-	-	-	-
FORREST 1	-	-	-	-	-	-
GERMANVILLE	-	-	-	-	-	-
INDIAN GROVE 1	-	-	-	-	-	-
INDIAN GROVE 2	-	-	-	-	-	-
INDIAN GROVE 3	-	-	-	-	-	-
INDIAN GROVE 4	-	-	-	-	-	-
LONG POINT	-	-	-	-	-	-
NEBRASKA 1	-	-	-	-	-	-
NEVADA	2	4.65%	9	20.93%	4	9.30%
NEWTOWN	-	-	-	-	-	-
ODELL 1	27	8.13%	51	15.36%	62	18.67%
OWEGO	-	-	-	-	-	-
PIKE	-	-	-	-	-	-
PLEASANT RIDGE	-	-	-	-	-	-
PONTIAC 1	-	-	-	-	-	-
PONTIAC 2	-	-	-	-	-	-
PONTIAC 3	-	-	-	-	-	-
PONTIAC 4	-	-	-	-	-	-
PONTIAC 5	-	-	-	-	-	-
PONTIAC 6	-	-	-	-	-	-
PONTIAC 7	-	-	-	-	-	-
PONTIAC 8	-	-	-	-	-	-
PONTIAC 9	-	-	-	-	-	-
PONTIAC 10	-	-	-	-	-	-
READING 1	-	-	-	-	-	-
READING 2	-	-	-	-	-	-
ROOKS CREEK	-	-	-	-	-	-
ROUND GROVE	1	6.67%	4	26.67%	1	6.67%
SAUNEMIN	-	-	-	-	-	-
SULLIVAN	-	-	-	-	-	-
SUNBURY	1	11.11%	2	22.22%	2	22.22%
UNION	3	9.09%	3	9.09%	4	12.12%
WALDO	-	-	-	-	-	-
Total	109	6.72%	294	18.13%	270	16.65%



ABSTRACT OF VOTES

Kankakee College 520  
CONSOLIDATED ELECTION  
APRIL 2, 2019

OFFICIAL RESULTS

RUN DATE:04/16/19 12:55 PM

	VOTES	PERCENT		VOTES	PERCENT
01 = BALLOTS CAST	5		KANKAKEE COMM COLLEGE DIST 520 TRUSTEE		
			Vote for not more than 2		
			02 = Richard J. Frey	4	57.14
			03 = Catherine R. Boicken	3	42.86
			04 = OVER VOTES	0	
			05 = UNDER VOTES	3	
	-----				
	01	02	03	04	05
	-----				
0265 WESLEY PCT 001	5	4	3	0	3

<p>This political subdivision has been canvassed by the election authority in which their principal office is located.</p>
--

RUN DATE:04/16/19 12:55 PM

	VOTES PERCENT								VOTES PERCENT	
	01	02	03	04	05	06	07	08		
01 = BALLOTS CAST	4,873									
	PRAIRIE STATE COLLEGE DIST 515 TRUSTEE									
	Vote for not more than 2									
	02 = John N. Stanfa								1,833	25.81
	03 = Jay S. Readey								1,629	22.94
	04 = Octavia Altheimer								1,275	17.96
	05 = Quintella Bounds								947	13.34
	06 = William S. McClinton								1,417	19.95
	07 = OVER VOTES								27	
	08 = UNDER VOTES								2,591	
0006 CRETE PCT 001	191	63	51	80	65	50	0	73		
0007 CRETE PCT 002	111	60	37	22	17	39	1	45		
0008 CRETE PCT 003	133	72	47	29	17	36	0	65		
0009 CRETE PCT 004	185	73	75	35	35	47	2	101		
0010 CRETE PCT 005	138	51	56	37	34	55	2	39		
0011 CRETE PCT 006	190	85	71	37	34	67	2	82		
0012 CRETE PCT 007	93	37	35	22	19	46	1	25		
0013 CRETE PCT 008	288	129	124	49	38	73	0	163		
0014 CRETE PCT 009	291	135	114	56	31	73	2	169		
0015 CRETE PCT 010	55	23	22	12	12	15	0	26		
0016 CRETE PCT 011	149	75	71	27	17	44	0	64		
0017 CRETE PCT 012	125	59	43	40	22	38	0	48		
0172 MONEE PCT 001	158	58	42	48	44	49	0	75		
0173 MONEE PCT 002	300	77	83	114	92	88	0	146		
0174 MONEE PCT 003	178	63	59	37	26	56	2	111		
0175 MONEE PCT 004	231	78	73	51	49	72	1	137		
0176 MONEE PCT 005	297	66	61	114	86	85	8	166		
0177 MONEE PCT 006	251	55	44	95	93	64	2	147		
0178 MONEE PCT 007	404	109	75	186	138	120	1	178		
0179 MONEE PCT 008	206	90	69	44	22	65	0	122		
0262 WASHINGTON PCT 001	338	149	149	49	16	97	1	214		
0263 WASHINGTON PCT 002	300	133	130	56	23	68	2	186		
0264 WASHINGTON PCT 003	244	88	91	32	13	68	0	196		
0300 WILL PCT 001	17	5	7	3	4	2	0	13		

This political subdivision has been canvassed by the election authority in which their principal office is located.

ABSTRACT OF VOTES

Waubonsee College 516  
 CONSOLIDATED ELECTION  
 APRIL 2, 2019

OFFICIAL RESULTS

RUN DATE:04/16/19 12:55 PM

	VOTES	PERCENT		VOTES	PERCENT
01 = BALLOTS CAST	980		WAUBONSEE COMM COLLEGE DIST 516 TRUSTEE UNEXP 4-YR		
WAUBONSEE COMM COLLEGE DIST 516 TRUSTEE 6-YR			Vote for not more than 1		
Vote for not more than 2			07 = Greg Thomas	732	100.00
02 = Willie M. Mayes Sr.	280	22.20	08 = OVER VOTES	0	
03 = Richard "Rick" Guzman	496	39.33	09 = UNDER VOTES	248	
04 = Tina Medlin Willson	485	38.46			
05 = OVER VOTES	0				
06 = UNDER VOTES	699				
	-----				
	01	02	03	04	05
	-----				
0266 WHEATLAND PCT 001	84	25	43	37	0
0288 WHEATLAND PCT 023	43	10	24	20	0
0296 WHEATLAND PCT 031	124	47	64	70	0
0297 WHEATLAND PCT 032	211	60	106	115	0
0298 WHEATLAND PCT 033	209	58	105	93	0
0299 WHEATLAND PCT 034	309	80	154	150	0

This political subdivision has been canvassed by the election authority in which their principal office is located.

The background features a stylized American flag with a dark blue field containing light blue stars. A light blue map of Illinois is overlaid on the stars. The bottom right corner shows a red, white, and blue striped pattern, suggesting the flag's stripes.

# **EDUCATION SERVICE REGIONS**

**(DU PAGE, GRUNDY/KENDALL,  
IROQUOIS/KANKAKEE & WILL COUNTIES)**

RUN DATE:04/16/19 12:55 PM

	VOTES	PERCENT	REGIONAL BOARD OF SCHOOL TRUSTEE (DU PAGE) UNEXP 2-YR	VOTES	PERCENT
01 = BALLOTS CAST	6,300		Vote for not more than 1		
REGIONAL BOARD OF SCHOOL TRUSTEE (DU PAGE) FULL			06 = John Gardner Huff	4,533	100.00
Vote for not more than 2			07 = OVER VOTES	0	
02 = Jeremy Wang	4,493	100.00	08 = UNDER VOTES	1,767	
03 = NO CANDIDATE FILED	0				
04 = OVER VOTES	0				
05 = UNDER VOTES	8,107				

	01	02	03	04	05	06	07	08
0019 DU PAGE PCT 001	297	209	0	0	385	208	0	89
0020 DU PAGE PCT 002	284	192	0	0	376	194	0	90
0021 DU PAGE PCT 003	300	213	0	0	387	216	0	84
0022 DU PAGE PCT 004	121	77	0	0	165	75	0	46
0025 DU PAGE PCT 007	256	185	0	0	327	185	0	71
0027 DU PAGE PCT 009	3	3	0	0	3	3	0	0
0032 DU PAGE PCT 014	9	5	0	0	13	5	0	4
0267 WHEATLAND PCT 002	482	352	0	0	612	356	0	126
0268 WHEATLAND PCT 003	193	131	0	0	255	131	0	62
0269 WHEATLAND PCT 004	181	132	0	0	230	133	0	48
0270 WHEATLAND PCT 005	274	201	0	0	347	197	0	77
0271 WHEATLAND PCT 006	193	147	0	0	239	147	0	46
0272 WHEATLAND PCT 007	226	153	0	0	299	157	0	69
0273 WHEATLAND PCT 008	242	165	0	0	319	170	0	72
0274 WHEATLAND PCT 009	294	215	0	0	373	220	0	74
0275 WHEATLAND PCT 010	227	168	0	0	286	169	0	58
0276 WHEATLAND PCT 011	222	166	0	0	278	169	0	53
0277 WHEATLAND PCT 012	195	144	0	0	246	145	0	50
0278 WHEATLAND PCT 013	146	102	0	0	190	105	0	41
0279 WHEATLAND PCT 014	277	190	0	0	364	197	0	80
0280 WHEATLAND PCT 015	176	127	0	0	225	128	0	48
0281 WHEATLAND PCT 016	57	43	0	0	71	44	0	13
0282 WHEATLAND PCT 017	238	171	0	0	305	173	0	65
0283 WHEATLAND PCT 018	224	156	0	0	292	158	0	66
0284 WHEATLAND PCT 019	223	167	0	0	279	167	0	56
0285 WHEATLAND PCT 020	266	188	0	0	344	189	0	77
0286 WHEATLAND PCT 021	290	205	0	0	375	204	0	86
0287 WHEATLAND PCT 022	246	169	0	0	323	171	0	75
0288 WHEATLAND PCT 023	13	12	0	0	14	12	0	1
0289 WHEATLAND PCT 024	145	105	0	0	185	105	0	40

This political subdivision has been canvassed by the election authority in which their principal office is located.

ABSTRACT OF VOTES

ESR Grundy & Kendall  
 CONSOLIDATED ELECTION  
 APRIL 2, 2019

OFFICIAL RESULTS

RUN DATE:04/16/19 12:55 PM

	VOTES	PERCENT		VOTES	PERCENT				
01 = BALLOTS CAST	990		REGIONAL BOARD OF SCHOOL TRUSTEE						
REGIONAL BOARD OF SCHOOL TRUSTEE (GRUNDY & KENDALL) FULL			(GRUNDY & KENDALL) UNEXP 4-YR						
Vote for not more than 2			Vote for not more than 2						
02 = Mary Lou Salato	623	56.43	06 = Paul R. Nordstrom	477	42.63				
03 = Lynn Bertino-Neville	481	43.57	07 = Jeff Wehrli	642	57.37				
04 = OVER VOTES	0		08 = OVER VOTES	0					
05 = UNDER VOTES	876		09 = UNDER VOTES	861					
	01	02	03	04	05	06	07	08	09
0266 WHEATLAND PCT 001	84	51	44	0	73	44	53	0	71
0288 WHEATLAND PCT 023	53	36	27	0	43	26	34	0	46
0296 WHEATLAND PCT 031	124	96	66	0	86	66	96	0	86
0297 WHEATLAND PCT 032	211	135	106	0	181	101	139	0	182
0298 WHEATLAND PCT 033	209	118	92	0	208	90	124	0	204
0299 WHEATLAND PCT 034	309	187	146	0	285	150	196	0	272
0302 WILMINGTON PCT 002	0	0	0	0	0	0	0	0	0

This political subdivision has been canvassed by the election authority in which their principal office is located.

ABSTRACT OF VOTES

ESR Iroquois & Kankakee  
CONSOLIDATED ELECTION  
APRIL 2, 2019

OFFICIAL RESULTS

RUN DATE:04/16/19 12:55 PM

	VOTES	PERCENT		VOTES	PERCENT	
01 = BALLOTS CAST	5		REGIONAL BOARD OF SCHOOL TRUSTEE (IROQUOIS & KANKAKEE)			
			Vote for not more than 3			
			02 = Bill Gamble	3	37.50	
			03 = Andrea K. Eldert	2	25.00	
			04 = Ed Brown	3	37.50	
			05 = OVER VOTES	0		
			06 = UNDER VOTES	7		
	-----					
	01	02	03	04	05	06
	-----					
0265 WESLEY PCT 001	5	3	2	3	0	7

<p>This political subdivision has been canvassed by the election authority in which their principal office is located.</p>
--

RUN DATE:04/16/19 12:55 PM

	VOTES	PERCENT	REGIONAL BOARD OF SCHOOL TRUSTEE (WILL COUNTY) UNEXP 4-YR	VOTES	PERCENT
01 = BALLOTS CAST	50,570		Vote for not more than 1		
REGIONAL BOARD OF SCHOOL TRUSTEE (WILL COUNTY) FULL			06 = Richard A. Davis*	37,206	100.00
Vote for not more than 2			07 = OVER VOTES	0	
02 = Nancy Terlep Bartels*	34,210	53.97	08 = UNDER VOTES	13,364	
03 = Eric Bernacki*	29,174	46.03			
04 = OVER VOTES	0				
05 = UNDER VOTES	37,756				

	01	02	03	04	05	06	07	08
0001 CHANNAHON PCT 001	167	126	112	0	96	132	0	35
0002 CHANNAHON PCT 002	323	218	207	0	221	233	0	90
0003 CHANNAHON PCT 003	248	161	139	0	196	172	0	76
0004 CHANNAHON PCT 004	198	149	134	0	113	157	0	41
0005 CHANNAHON PCT 005	155	108	100	0	102	121	0	34
0006 CRETE PCT 001	191	152	94	0	136	153	0	38
0007 CRETE PCT 002	111	79	70	0	73	84	0	27
0008 CRETE PCT 003	133	85	79	0	102	87	0	46
0009 CRETE PCT 004	185	131	105	0	134	137	0	48
0010 CRETE PCT 005	138	112	80	0	84	110	0	28
0011 CRETE PCT 006	190	126	118	0	136	139	0	51
0012 CRETE PCT 007	93	72	59	0	55	77	0	16
0013 CRETE PCT 008	288	191	143	0	242	203	0	85
0014 CRETE PCT 009	291	201	167	0	214	216	0	75
0015 CRETE PCT 010	55	39	33	0	38	45	0	10
0016 CRETE PCT 011	149	104	102	0	92	116	0	33
0017 CRETE PCT 012	125	98	79	0	73	97	0	28
0018 CUSTER PCT 001	59	43	32	0	43	45	0	14
0019 DU PAGE PCT 001	0	0	0	0	0	0	0	0
0022 DU PAGE PCT 004	81	38	38	0	86	51	0	30
0023 DU PAGE PCT 005	248	149	128	0	219	160	0	88
0024 DU PAGE PCT 006	259	187	162	0	169	197	0	62
0026 DU PAGE PCT 008	255	165	136	0	209	173	0	82
0027 DU PAGE PCT 009	202	136	111	0	157	146	0	56
0028 DU PAGE PCT 010	295	189	142	0	259	196	0	99
0029 DU PAGE PCT 011	253	170	145	0	191	189	0	64
0030 DU PAGE PCT 012	249	142	133	0	223	164	0	85
0031 DU PAGE PCT 013	242	163	129	0	192	178	0	64
0032 DU PAGE PCT 014	292	186	158	0	240	202	0	90
0033 DU PAGE PCT 015	246	152	127	0	213	163	0	83
0034 DU PAGE PCT 016	305	189	148	0	273	195	0	110
0035 DU PAGE PCT 017	284	195	161	0	212	211	0	73
0036 DU PAGE PCT 018	246	171	133	0	188	180	0	66
0037 DU PAGE PCT 019	207	136	109	0	169	154	0	53
0038 DU PAGE PCT 020	182	121	108	0	135	133	0	49
0039 DU PAGE PCT 021	245	157	153	0	180	177	0	68
0040 DU PAGE PCT 022	310	214	175	0	231	227	0	83
0041 DU PAGE PCT 023	324	216	174	0	258	230	0	94
0042 DU PAGE PCT 024	199	140	116	0	142	140	0	59
0043 DU PAGE PCT 025	223	161	120	0	165	170	0	53
0044 DU PAGE PCT 026	214	134	106	0	188	156	0	58
0045 DU PAGE PCT 027	239	140	112	0	226	152	0	87
0046 DU PAGE PCT 028	205	139	114	0	157	153	0	52
0047 DU PAGE PCT 029	243	158	134	0	194	172	0	71
0048 DU PAGE PCT 030	211	153	114	0	155	162	0	49
0049 DU PAGE PCT 031	174	107	94	0	147	119	0	55
0050 DU PAGE PCT 032	194	135	121	0	132	161	0	33
0051 DU PAGE PCT 033	125	85	76	0	89	101	0	24
0052 DU PAGE PCT 034	159	115	93	0	110	115	0	44
0053 DU PAGE PCT 035	29	21	19	0	18	24	0	5
0054 DU PAGE PCT 036	214	145	137	0	146	169	0	45

I, the undersigned do hereby certify that on April 23, 2019, I canvassed the returns of an election held on April 2, 2019 for WILL COUNTY EDUCATIONAL SERVICE REGION, and I proclaim that a total of 50,826 voters requested and received ballots and I do further certify the number of votes received for each candidate for this office, **and the winners are denoted with an asterisk next to his or her name.**

I further certify that the above is a true and complete Abstract of Votes and was prepared in my presence on April 23, 2019.

*Lauren Staley Ferry*  
 Lauren Staley Ferry, County Clerk  
 The County of Will, Illinois



ABSTRACT OF VOTES

ESR Will County  
 CONSOLIDATED ELECTION  
 APRIL 2, 2019

OFFICIAL RESULTS

RUN DATE:04/16/19 12:55 PM

	VOTES	PERCENT	REGIONAL BOARD OF SCHOOL TRUSTEE (WILL COUNTY) UNEXP 4-YR	VOTES	PERCENT
01 = BALLOTS CAST	50,570		Vote for not more than 1		
REGIONAL BOARD OF SCHOOL TRUSTEE (WILL COUNTY) FULL			06 = Richard A. Davis*	37,206	100.00
Vote for not more than 2			07 = OVER VOTES	0	
02 = Nancy Terlep Bartels*	34,210	53.97	08 = UNDER VOTES	13,364	
03 = Eric Bernacki*	29,174	46.03			
04 = OVER VOTES	0				
05 = UNDER VOTES	37,756				

(CONTINUED FROM PREVIOUS PAGE)

	01	02	03	04	05	06	07	08
0055 DU PAGE PCT 037	151	103	84	0	115	118	0	33
0056 FLORENCE PCT 001	101	70	60	0	72	71	0	30
0057 FRANKFORT PCT 001	319	197	190	0	251	220	0	99
0058 FRANKFORT PCT 002	256	156	157	0	199	173	0	83
0059 FRANKFORT PCT 003	330	203	192	0	265	226	0	104
0060 FRANKFORT PCT 004	111	78	69	0	75	83	0	28
0061 FRANKFORT PCT 005	323	201	187	0	258	221	0	102
0062 FRANKFORT PCT 006	244	151	134	0	203	162	0	82
0063 FRANKFORT PCT 007	201	138	129	0	135	142	0	59
0064 FRANKFORT PCT 008	125	83	70	0	97	90	0	35
0065 FRANKFORT PCT 009	210	137	137	0	146	160	0	50
0066 FRANKFORT PCT 010	287	185	160	0	229	195	0	92
0067 FRANKFORT PCT 011	314	201	182	0	245	219	0	95
0068 FRANKFORT PCT 012	304	205	196	0	207	222	0	82
0069 FRANKFORT PCT 013	198	119	117	0	160	137	0	61
0070 FRANKFORT PCT 014	164	111	83	0	134	123	0	41
0071 FRANKFORT PCT 015	112	79	70	0	75	78	0	34
0072 FRANKFORT PCT 016	163	119	102	0	105	120	0	43
0073 FRANKFORT PCT 017	364	195	190	0	343	213	0	151
0074 FRANKFORT PCT 018	192	118	108	0	158	132	0	60
0075 FRANKFORT PCT 019	143	97	91	0	98	107	0	36
0076 FRANKFORT PCT 020	135	83	79	0	108	94	0	41
0077 FRANKFORT PCT 021	196	130	121	0	141	145	0	51
0078 FRANKFORT PCT 022	209	136	126	0	156	149	0	60
0079 FRANKFORT PCT 023	224	132	139	0	177	152	0	72
0080 FRANKFORT PCT 024	134	86	78	0	104	90	0	44
0081 FRANKFORT PCT 025	348	214	198	0	284	231	0	117
0082 FRANKFORT PCT 026	196	131	122	0	139	140	0	56
0083 FRANKFORT PCT 027	150	93	90	0	117	104	0	46
0084 FRANKFORT PCT 028	128	85	85	0	86	94	0	34
0085 GREEN GARDEN PCT 001	58	45	43	0	28	49	0	9
0086 GREEN GARDEN PCT 002	56	46	38	0	28	46	0	10
0087 HOMER PCT 001	102	71	69	0	64	79	0	23
0088 HOMER PCT 002	209	120	131	0	167	156	0	53
0089 HOMER PCT 003	155	109	106	0	95	120	0	35
0090 HOMER PCT 004	159	95	102	0	121	114	0	45
0091 HOMER PCT 005	159	104	98	0	116	112	0	47
0092 HOMER PCT 006	133	99	95	0	72	105	0	28
0093 HOMER PCT 007	236	158	157	0	157	178	0	58
0094 HOMER PCT 008	161	107	105	0	110	120	0	41
0095 HOMER PCT 009	130	91	91	0	78	106	0	24
0096 HOMER PCT 010	223	142	138	0	166	163	0	60
0097 HOMER PCT 011	227	134	135	0	185	155	0	72
0098 HOMER PCT 012	240	158	153	0	169	176	0	64
0099 HOMER PCT 013	159	107	101	0	110	128	0	31
0100 HOMER PCT 014	245	150	141	0	199	171	0	74
0101 HOMER PCT 015	166	123	111	0	98	131	0	35
0102 HOMER PCT 016	184	124	112	0	132	135	0	49
0103 HOMER PCT 017	181	116	112	0	134	138	0	43
0104 HOMER PCT 018	94	67	71	0	50	80	0	14
0105 JACKSON PCT 001	184	146	98	0	124	144	0	40

ABSTRACT OF VOTES

ESR Will County  
 CONSOLIDATED ELECTION  
 APRIL 2, 2019

OFFICIAL RESULTS

RUN DATE:04/16/19 12:55 PM

		VOTES	PERCENT	REGIONAL BOARD OF SCHOOL TRUSTEE		VOTES	PERCENT
01 = BALLOTS CAST		50,570		(WILL COUNTY) UNEXP 4-YR			
REGIONAL BOARD OF SCHOOL TRUSTEE (WILL COUNTY) FULL				Vote for not more than 1			
Vote for not more than 2				06 = Richard A. Davis*		37,206	100.00
02 = Nancy Terlep Bartels*		34,210	53.97	07 = OVER VOTES		0	
03 = Eric Bernacki*		29,174	46.03	08 = UNDER VOTES		13,364	
04 = OVER VOTES		0					
05 = UNDER VOTES		37,756					

(CONTINUED FROM PREVIOUS PAGE)

	01	02	03	04	05	06	07	08
0106 JACKSON PCT 002	265	201	144	0	185	184	0	81
0107 JOLIET PCT 001	145	109	75	0	106	114	0	31
0108 JOLIET PCT 002	167	104	82	0	148	108	0	59
0109 JOLIET PCT 003	134	97	78	0	93	108	0	26
0110 JOLIET PCT 004	163	110	98	0	118	117	0	46
0111 JOLIET PCT 005	94	72	45	0	71	75	0	19
0112 JOLIET PCT 006	115	92	64	0	74	102	0	13
0113 JOLIET PCT 007	158	116	84	0	116	129	0	29
0114 JOLIET PCT 008	127	96	79	0	79	99	0	28
0115 JOLIET PCT 009	113	85	61	0	80	90	0	23
0116 JOLIET PCT 010	210	138	116	0	166	150	0	60
0117 JOLIET PCT 011	149	103	81	0	114	109	0	40
0118 JOLIET PCT 012	110	85	65	0	70	90	0	20
0119 JOLIET PCT 013	76	58	41	0	53	63	0	13
0120 JOLIET PCT 014	79	53	40	0	65	64	0	15
0121 JOLIET PCT 015	78	58	38	0	60	64	0	14
0122 JOLIET PCT 016	172	131	97	0	116	141	0	31
0123 JOLIET PCT 017	278	175	141	0	240	191	0	87
0124 JOLIET PCT 018	433	281	204	0	381	278	0	155
0125 JOLIET PCT 019	224	152	128	0	168	160	0	64
0126 JOLIET PCT 020	185	135	88	0	147	128	0	57
0127 JOLIET PCT 021	295	203	141	0	246	205	0	90
0128 JOLIET PCT 022	203	131	98	0	177	139	0	64
0129 JOLIET PCT 023	165	95	78	0	157	110	0	55
0130 JOLIET PCT 024	85	69	39	0	62	72	0	13
0131 JOLIET PCT 025	191	140	104	0	138	148	0	43
0132 JOLIET PCT 026	147	118	82	0	94	118	0	29
0133 JOLIET PCT 027	53	33	21	0	52	34	0	19
0134 JOLIET PCT 028	121	88	51	0	103	96	0	25
0135 JOLIET PCT 029	117	88	61	0	85	97	0	20
0136 JOLIET PCT 030	74	59	46	0	43	61	0	13
0137 JOLIET PCT 031	169	134	86	0	118	131	0	38
0138 JOLIET PCT 032	134	104	65	0	99	116	0	18
0139 JOLIET PCT 033	121	80	73	0	89	90	0	31
0140 JOLIET PCT 034	127	101	66	0	87	102	0	25
0141 JOLIET PCT 035	184	143	106	0	119	151	0	33
0142 JOLIET PCT 036	131	100	74	0	88	105	0	26
0143 JOLIET PCT 037	140	109	77	0	94	113	0	27
0144 LOCKPORT PCT 001	406	297	267	0	248	325	0	81
0145 LOCKPORT PCT 002	142	93	86	0	105	108	0	34
0146 LOCKPORT PCT 003	106	72	54	0	86	81	0	25
0147 LOCKPORT PCT 004	105	74	63	0	73	86	0	19
0148 LOCKPORT PCT 005	189	123	121	0	134	145	0	44
0149 LOCKPORT PCT 006	76	65	43	0	44	68	0	8
0150 LOCKPORT PCT 007	103	73	61	0	72	85	0	18
0151 LOCKPORT PCT 008	65	52	37	0	41	52	0	13
0152 LOCKPORT PCT 009	343	259	245	0	182	281	0	62
0153 LOCKPORT PCT 010	203	124	113	0	169	152	0	51
0154 LOCKPORT PCT 011	236	145	140	0	187	182	0	54
0155 LOCKPORT PCT 012	162	110	96	0	118	125	0	37
0156 LOCKPORT PCT 013	548	397	358	0	341	430	0	118

ABSTRACT OF VOTES

ESR Will County  
 CONSOLIDATED ELECTION  
 APRIL 2, 2019

OFFICIAL RESULTS

RUN DATE:04/16/19 12:55 PM

	VOTES	PERCENT	REGIONAL BOARD OF SCHOOL TRUSTEE (WILL COUNTY) UNEXP 4-YR	VOTES	PERCENT
01 = BALLOTS CAST	50,570		Vote for not more than 1		
REGIONAL BOARD OF SCHOOL TRUSTEE (WILL COUNTY) FULL			06 = Richard A. Davis*	37,206	100.00
Vote for not more than 2			07 = OVER VOTES	0	
02 = Nancy Terlep Bartels*	34,210	53.97	08 = UNDER VOTES	13,364	
03 = Eric Bernacki*	29,174	46.03			
04 = OVER VOTES	0				
05 = UNDER VOTES	37,756				

(CONTINUED FROM PREVIOUS PAGE)

	01	02	03	04	05	06	07	08
0157 LOCKPORT PCT 014	193	140	111	0	135	149	0	44
0158 LOCKPORT PCT 015	192	130	105	0	149	154	0	38
0159 LOCKPORT PCT 016	231	152	136	0	174	176	0	55
0160 LOCKPORT PCT 017	346	213	205	0	274	255	0	91
0161 LOCKPORT PCT 018	134	94	81	0	93	106	0	28
0162 LOCKPORT PCT 019	294	213	213	0	162	238	0	56
0163 LOCKPORT PCT 020	201	146	123	0	133	159	0	42
0164 LOCKPORT PCT 021	164	118	97	0	113	128	0	36
0165 LOCKPORT PCT 022	183	111	98	0	157	129	0	54
0166 LOCKPORT PCT 023	150	105	85	0	110	111	0	39
0167 LOCKPORT PCT 024	105	84	66	0	60	87	0	18
0168 MANHATTAN PCT 001	162	120	101	0	103	130	0	32
0169 MANHATTAN PCT 002	261	180	133	0	209	177	0	84
0170 MANHATTAN PCT 003	134	92	94	0	82	101	0	33
0171 MANHATTAN PCT 004	154	103	93	0	112	110	0	44
0172 MONEE PCT 001	158	119	74	0	123	121	0	37
0173 MONEE PCT 002	300	216	137	0	247	243	0	57
0174 MONEE PCT 003	178	112	93	0	151	125	0	53
0175 MONEE PCT 004	231	147	127	0	188	166	0	65
0176 MONEE PCT 005	297	229	118	0	247	251	0	46
0177 MONEE PCT 006	251	168	102	0	232	189	0	62
0178 MONEE PCT 007	404	282	196	0	330	319	0	85
0179 MONEE PCT 008	206	130	106	0	176	151	0	55
0180 NEW LENOX PCT 001	74	48	39	0	61	56	0	18
0181 NEW LENOX PCT 002	85	68	61	0	41	65	0	20
0182 NEW LENOX PCT 003	77	50	50	0	54	57	0	20
0183 NEW LENOX PCT 004	111	77	67	0	78	78	0	33
0184 NEW LENOX PCT 005	134	85	75	0	108	89	0	45
0185 NEW LENOX PCT 006	92	64	56	0	64	66	0	26
0186 NEW LENOX PCT 007	138	85	92	0	99	102	0	36
0187 NEW LENOX PCT 008	98	74	74	0	48	76	0	22
0188 NEW LENOX PCT 009	119	85	70	0	83	90	0	29
0189 NEW LENOX PCT 010	215	157	139	0	134	153	0	62
0190 NEW LENOX PCT 011	172	112	106	0	126	116	0	56
0191 NEW LENOX PCT 012	95	72	65	0	53	65	0	30
0192 NEW LENOX PCT 013	117	79	73	0	82	84	0	33
0193 NEW LENOX PCT 014	142	92	90	0	102	99	0	43
0194 NEW LENOX PCT 015	211	131	123	0	168	142	0	69
0195 NEW LENOX PCT 016	189	141	120	0	117	145	0	44
0196 NEW LENOX PCT 017	128	100	89	0	67	101	0	27
0197 NEW LENOX PCT 018	133	96	90	0	80	99	0	34
0198 NEW LENOX PCT 019	110	77	73	0	70	78	0	32
0199 NEW LENOX PCT 020	157	114	101	0	99	121	0	36
0200 PEOTONE PCT 001	166	115	91	0	126	116	0	50
0201 PEOTONE PCT 002	134	97	81	0	90	93	0	41
0202 PLAINFIELD PCT 001	149	100	101	0	97	115	0	34
0203 PLAINFIELD PCT 002	115	81	73	0	76	90	0	25
0204 PLAINFIELD PCT 003	112	79	74	0	71	85	0	27
0205 PLAINFIELD PCT 004	23	19	11	0	16	19	0	4
0206 PLAINFIELD PCT 005	54	42	35	0	31	46	0	8
0207 PLAINFIELD PCT 006	38	28	28	0	20	31	0	7

ABSTRACT OF VOTES

ESR Will County  
 CONSOLIDATED ELECTION  
 APRIL 2, 2019

OFFICIAL RESULTS

RUN DATE:04/16/19 12:55 PM

		VOTES	PERCENT	REGIONAL BOARD OF SCHOOL TRUSTEE		VOTES	PERCENT
01 = BALLOTS CAST		50,570		(WILL COUNTY) UNEXP 4-YR			
REGIONAL BOARD OF SCHOOL TRUSTEE (WILL COUNTY) FULL				Vote for not more than 1			
Vote for not more than 2				06 = Richard A. Davis*		37,206	100.00
02 = Nancy Terlep Bartels*		34,210	53.97	07 = OVER VOTES		0	
03 = Eric Bernacki*		29,174	46.03	08 = UNDER VOTES		13,364	
04 = OVER VOTES		0					
05 = UNDER VOTES		37,756					

(CONTINUED FROM PREVIOUS PAGE)

	01	02	03	04	05	06	07	08
0208 PLAINFIELD PCT 007	56	44	36	0	32	47	0	9
0209 PLAINFIELD PCT 008	153	97	94	0	115	115	0	38
0210 PLAINFIELD PCT 009	129	88	85	0	85	96	0	33
0211 PLAINFIELD PCT 010	191	128	118	0	136	135	0	56
0212 PLAINFIELD PCT 011	17	16	10	0	8	16	0	1
0213 PLAINFIELD PCT 012	68	47	44	0	45	53	0	15
0214 PLAINFIELD PCT 013	142	102	98	0	84	108	0	34
0215 PLAINFIELD PCT 014	177	118	110	0	126	132	0	45
0216 PLAINFIELD PCT 015	124	93	87	0	68	102	0	22
0217 PLAINFIELD PCT 016	88	70	61	0	45	72	0	16
0218 PLAINFIELD PCT 017	63	51	46	0	29	56	0	7
0219 PLAINFIELD PCT 018	84	64	59	0	45	72	0	12
0220 PLAINFIELD PCT 019	71	49	44	0	49	59	0	12
0221 PLAINFIELD PCT 020	100	75	80	0	45	84	0	16
0222 PLAINFIELD PCT 021	127	92	80	0	82	104	0	23
0223 PLAINFIELD PCT 022	103	74	71	0	61	88	0	15
0224 PLAINFIELD PCT 023	68	53	50	0	33	60	0	8
0225 PLAINFIELD PCT 024	132	110	81	0	73	113	0	19
0226 PLAINFIELD PCT 025	53	34	32	0	40	45	0	8
0227 PLAINFIELD PCT 026	23	14	10	0	22	16	0	7
0228 PLAINFIELD PCT 027	65	48	48	0	34	57	0	8
0229 PLAINFIELD PCT 028	51	40	38	0	24	48	0	3
0230 PLAINFIELD PCT 029	67	52	53	0	29	58	0	9
0231 PLAINFIELD PCT 030	124	102	82	0	64	109	0	15
0232 PLAINFIELD PCT 031	96	75	55	0	62	78	0	18
0233 PLAINFIELD PCT 032	81	53	44	0	65	61	0	20
0234 PLAINFIELD PCT 033	182	126	99	0	139	134	0	48
0235 PLAINFIELD PCT 034	91	69	69	0	44	81	0	10
0236 PLAINFIELD PCT 035	64	49	36	0	43	54	0	10
0237 REED PCT 001	442	292	241	0	351	345	0	97
0238 REED PCT 002	520	347	295	0	398	408	0	112
0239 REED PCT 003	426	285	249	0	318	335	0	91
0240 TROY PCT 001	154	106	80	0	122	118	0	36
0241 TROY PCT 002	102	61	54	0	89	78	0	24
0242 TROY PCT 003	147	101	88	0	105	108	0	39
0243 TROY PCT 004	191	125	117	0	140	144	0	47
0244 TROY PCT 005	220	151	121	0	168	158	0	62
0245 TROY PCT 006	98	75	59	0	62	74	0	24
0246 TROY PCT 007	205	151	118	0	141	156	0	49
0247 TROY PCT 008	342	223	177	0	284	247	0	95
0248 TROY PCT 009	256	172	128	0	212	170	0	86
0249 TROY PCT 010	249	174	155	0	169	182	0	67
0250 TROY PCT 011	479	301	226	0	431	305	0	174
0251 TROY PCT 012	307	202	164	0	248	212	0	95
0252 TROY PCT 013	636	402	359	0	511	444	0	192
0253 TROY PCT 014	353	228	207	0	271	255	0	98
0254 TROY PCT 015	243	163	141	0	182	175	0	68
0255 TROY PCT 016	329	221	175	0	262	230	0	99
0256 TROY PCT 017	331	203	182	0	277	212	0	119
0257 TROY PCT 018	142	105	84	0	95	111	0	31
0258 TROY PCT 019	129	89	70	0	99	97	0	32

ABSTRACT OF VOTES

ESR Will County  
 CONSOLIDATED ELECTION  
 APRIL 2, 2019

OFFICIAL RESULTS

RUN DATE:04/16/19 12:55 PM

	VOTES	PERCENT	REGIONAL BOARD OF SCHOOL TRUSTEE (WILL COUNTY) UNEXP 4-YR	VOTES	PERCENT
01 = BALLOTS CAST	50,570		Vote for not more than 1		
REGIONAL BOARD OF SCHOOL TRUSTEE (WILL COUNTY) FULL			06 = Richard A. Davis*	37,206	100.00
Vote for not more than 2			07 = OVER VOTES	0	
02 = Nancy Terlep Bartels*	34,210	53.97	08 = UNDER VOTES	13,364	
03 = Eric Bernacki*	29,174	46.03			
04 = OVER VOTES	0				
05 = UNDER VOTES	37,756				

(CONTINUED FROM PREVIOUS PAGE)

	01	02	03	04	05	06	07	08
0259 TROY PCT 020	437	272	251	0	351	309	0	128
0260 TROY PCT 021	422	250	218	0	376	283	0	139
0261 TROY PCT 022	205	131	119	0	160	144	0	61
0262 WASHINGTON PCT 001	338	216	197	0	263	235	0	103
0263 WASHINGTON PCT 002	300	196	178	0	226	218	0	82
0264 WASHINGTON PCT 003	244	142	125	0	221	151	0	93
0265 WESLEY PCT 001	93	68	55	0	63	69	0	24
0266 WHEATLAND PCT 001	81	52	48	0	62	60	0	21
0276 WHEATLAND PCT 011	1	1	1	0	0	1	0	0
0281 WHEATLAND PCT 016	21	16	16	0	10	17	0	4
0284 WHEATLAND PCT 019	2	2	1	0	1	2	0	0
0287 WHEATLAND PCT 022	90	52	43	0	85	59	0	31
0288 WHEATLAND PCT 023	49	33	31	0	34	36	0	13
0289 WHEATLAND PCT 024	173	90	87	0	169	114	0	59
0290 WHEATLAND PCT 025	83	62	57	0	47	68	0	15
0291 WHEATLAND PCT 026	161	109	106	0	107	117	0	44
0292 WHEATLAND PCT 027	366	238	201	0	293	253	0	113
0293 WHEATLAND PCT 028	123	72	68	0	106	85	0	38
0294 WHEATLAND PCT 029	185	123	104	0	143	127	0	58
0295 WHEATLAND PCT 030	140	82	80	0	118	94	0	46
0300 WILL PCT 001	103	65	50	0	91	66	0	37
0301 WILMINGTON PCT 001	215	141	106	0	183	145	0	70
0302 WILMINGTON PCT 002	134	88	75	0	105	93	0	41
0303 WILMINGTON PCT 003	318	209	170	0	257	220	0	98
0304 WILTON PCT 001	216	136	103	0	193	138	0	78

# Kankakee County

## Statement of Votes Cast 2019 Consolidated Election SOVC For Jurisdiction Wide, All Counters, All Races Official Results

Date:04/16/19  
Time:10:45:04  
Page:69 of 107

### WILL REG SCHOOL TRUSTEES

	Reg. Voters	Times Counted	Total Votes	NANCY TERLEP BARTELS	ERIC BERNACKI
Jurisdiction Wide					
ESSEX	668	70	84	50 59.52%	34 40.48%
Total	668	70	84	50 59.52%	34 40.48%

# Kankakee County

## Statement of Votes Cast 2019 Consolidated Election SOVC For Jurisdiction Wide, All Counters, All Races Official Results

Date:04/16/19  
Time:10:45:04  
Page:70 of 107

WILL REG TRUSTEE 4 YR				
	Reg. Voters	Times Counted	Total Votes	RICHARD A. DAVIS
Jurisdiction Wide				
ESSEX	668	70	45	45 100.00%
Total	668	70	45	45 100.00%

RUN DATE:04/19/19 09:37 AM

APRIL 2, 2019  
KENDALL COUNTY, ILLINOIS  
WITH 5 OF 5 PRECINCTS REPORTING

REPORT-EL86 PAGE 010

	VOTES	PERCENT		VOTES	PERCENT
01 = BALLOTS CAST	186		REG.SCH.TRUSTEES-WILL-UNEX.4YR		
REG.SCH.TRUSTEES-WILL-6YR			VOTE FOR 1		
VOTE FOR 2			06 = RICHARD A. DAVIS	148	100.00
02 = NANCY TERLEP BARTELS	97	41.81	07 = OVER VOTES	0	
03 = ERIC BERNACKI	135	58.19	08 = UNDER VOTES	38	
04 = OVER VOTES	0				
05 = UNDER VOTES	140				

	01	02	03	04	05	06	07	08
0077 NA AU SAY 1	5	2	3	0	5	3	0	2
0078 NA AU SAY 2	69	36	47	0	55	53	0	16
0079 NA AU SAY 3	35	21	22	0	27	28	0	7
0080 NA AU SAY 4	48	26	42	0	28	42	0	6
0081 NA AU SAY 5	29	12	21	0	25	22	0	7



A stylized graphic of the state of Oklahoma. The background is dark blue with several light blue stars scattered across it. A light blue silhouette of the state of Oklahoma is centered. The bottom right corner of the image features a diagonal band with red, white, and blue stripes, reminiscent of the American flag. The text "FIRE DISTRICTS" is written in white, bold, sans-serif capital letters across the center of the light blue state outline.

**FIRE  
DISTRICTS**

ABSTRACT OF VOTES

RUN DATE:04/16/19 12:55 PM

Beecher Fire  
 CONSOLIDATED ELECTION  
 APRIL 2, 2019

OFFICIAL RESULTS

	VOTES	PERCENT			VOTES	PERCENT	
01 = BALLOTS CAST	899		BEECHER FIRE TRUSTEE				
			Vote for not more than 2				
			02 = Michael Waterman*		704	52.42	
			03 = Bruce Becker*		639	47.58	
			04 = OVER VOTES		0		
			05 = UNDER VOTES		455		
	-----						
	01	02	03	04	05		
	-----						
0262 WASHINGTON PCT 001	338	272	246	0	158		
0263 WASHINGTON PCT 002	300	224	208	0	168		
0264 WASHINGTON PCT 003	244	197	174	0	117		
0300 WILL PCT 001	17	11	11	0	12		

I, the undersigned do hereby certify that on April 23, 2019, I canvassed the returns of an election held on April 2, 2019 for BEECHER FIRE PROTECTION DISTRICT, and I proclaim that a total of 899 voters requested and received ballots and I do further certify the number of votes received for each candidate for this office, **and the winners are denoted with an asterisk next to his or her name.**

I further certify that the above is a true and complete Abstract of Votes and was prepared in my presence on April 23, 2019.

*Lauren Staley Ferry*  
 Lauren Staley Ferry, County Clerk  
 The County of Will, Illinois

ABSTRACT OF VOTES

RUN DATE:04/16/19 12:55 PM

Braidwood Fire  
 CONSOLIDATED ELECTION  
 APRIL 2, 2019

OFFICIAL RESULTS

	VOTES	PERCENT		VOTES	PERCENT
01 = BALLOTS CAST	1,388		BRAIDWOOD FIRE TRUSTEE		
			Vote for not more than 1		
			02 = William Ritze*	1,159	100.00
			03 = OVER VOTES	0	
			04 = UNDER VOTES	229	
	-----				
	01	02	03	04	
	-----				
0237 REED PCT 001	442	369	0	73	
0238 REED PCT 002	520	435	0	85	
0239 REED PCT 003	426	355	0	71	

I, the undersigned do hereby certify that on April 23, 2019, I canvassed the returns of an election held on April 2, 2019 for BRAIDWOOD FIRE PROTECTION DISTRICT, and I proclaim that a total of 1,395 voters requested and received ballots and I do further certify the number of votes received for each candidate for this office, **and the winners are denoted with an asterisk next to his or her name.**

I further certify that the above is a true and complete Abstract of Votes and was prepared in my presence on April 23, 2019.

*Lauren Staley Ferry*  
 Lauren Staley Ferry, County Clerk  
 The County of Will, Illinois

Statement of Votes Cast  
 Grundy County, IL  
 Consolidated Election  
 April 2, 2019

Date:04/17/19  
 Time:10:28:22  
 Page:381 of 396

SOVC For Jurisdiction Wide, All Counters, All Races  
 Official Results

	TRUSTEE-BDWD FIRE						
	Reg. Voters	Vote For	Times Counted	Total Votes	Times Over Voted	Number Of Under Votes	WILLIAM RITZE
Jurisdiction Wide							
AUX SABLE 01							
Polling	-	-	-	-	-	-	-
Pre Election	-	-	-	-	-	-	-
Post Election	-	-	-	-	-	-	-
Total	-	-	-	-	-	-	-
AUX SABLE 02							
Polling	-	-	-	-	-	-	-
Pre Election	-	-	-	-	-	-	-
Post Election	-	-	-	-	-	-	-
Total	-	-	-	-	-	-	-
AUX SABLE 03							
Polling	-	-	-	-	-	-	-
Pre Election	-	-	-	-	-	-	-
Post Election	-	-	-	-	-	-	-
Total	-	-	-	-	-	-	-
AUX SABLE 04							
Polling	-	-	-	-	-	-	-
Pre Election	-	-	-	-	-	-	-
Post Election	-	-	-	-	-	-	-
Total	-	-	-	-	-	-	-
AUX SABLE 05							
Polling	-	-	-	-	-	-	-
Pre Election	-	-	-	-	-	-	-
Post Election	-	-	-	-	-	-	-
Total	-	-	-	-	-	-	-
AUX SABLE 06							
Polling	-	-	-	-	-	-	-
Pre Election	-	-	-	-	-	-	-
Post Election	-	-	-	-	-	-	-
Total	-	-	-	-	-	-	-
AUX SABLE 07							
Polling	-	-	-	-	-	-	-
Pre Election	-	-	-	-	-	-	-
Post Election	-	-	-	-	-	-	-
Total	-	-	-	-	-	-	-
BRACEVILLE 01							
Polling	-	-	-	-	-	-	-
Pre Election	-	-	-	-	-	-	-
Post Election	-	-	-	-	-	-	-
Total	-	-	-	-	-	-	-
BRACEVILLE 02							
Polling	32	1	7	7	0	0	7 100.00%
Pre Election	32	1	0	0	0	0	0
Post Election	32	1	0	0	0	0	0
Total	32	3	7	7	0	0	7 100.00%
BRACEVILLE 03							
Polling	-	-	-	-	-	-	-
Pre Election	-	-	-	-	-	-	-
Post Election	-	-	-	-	-	-	-
Total	-	-	-	-	-	-	-
BRACEVILLE 04							
Polling	-	-	-	-	-	-	-
Pre Election	-	-	-	-	-	-	-
Post Election	-	-	-	-	-	-	-
Total	-	-	-	-	-	-	-
ERIENNA 01							
Polling	-	-	-	-	-	-	-

Statement of Votes Cast  
 Grundy County, IL  
 Consolidated Election  
 April 2, 2019

Date:04/17/19  
 Time:10:28:22  
 Page:382 of 396

SOVC For Jurisdiction Wide, All Counters, All Races  
 Official Results

TRUSTEE-BDWD FIRE							
	Reg. Voters	Vote For	Times Counted	Total Votes	Times Over Voted	Number Of Under Votes	WILLIAM RITZE
Pre Election	-	-	-	-	-	-	-
Post Election	-	-	-	-	-	-	-
Total	-	-	-	-	-	-	-
ERIENNA 02	-	-	-	-	-	-	-
Polling	-	-	-	-	-	-	-
Pre Election	-	-	-	-	-	-	-
Post Election	-	-	-	-	-	-	-
Total	-	-	-	-	-	-	-
FELIX 01	-	-	-	-	-	-	-
Polling	-	-	-	-	-	-	-
Pre Election	-	-	-	-	-	-	-
Post Election	-	-	-	-	-	-	-
Total	-	-	-	-	-	-	-
FELIX 02	-	-	-	-	-	-	-
Polling	-	-	-	-	-	-	-
Pre Election	-	-	-	-	-	-	-
Post Election	-	-	-	-	-	-	-
Total	-	-	-	-	-	-	-
FELIX 03	-	-	-	-	-	-	-
Polling	-	-	-	-	-	-	-
Pre Election	-	-	-	-	-	-	-
Post Election	-	-	-	-	-	-	-
Total	-	-	-	-	-	-	-
FELIX 04	-	-	-	-	-	-	-
Polling	-	-	-	-	-	-	-
Pre Election	-	-	-	-	-	-	-
Post Election	-	-	-	-	-	-	-
Total	-	-	-	-	-	-	-
GARFIELD 01	-	-	-	-	-	-	-
Polling	-	-	-	-	-	-	-
Pre Election	-	-	-	-	-	-	-
Post Election	-	-	-	-	-	-	-
Total	-	-	-	-	-	-	-
GOODFARM 01	-	-	-	-	-	-	-
Polling	-	-	-	-	-	-	-
Pre Election	-	-	-	-	-	-	-
Post Election	-	-	-	-	-	-	-
Total	-	-	-	-	-	-	-
GOOSE LAKE 01	-	-	-	-	-	-	-
Polling	-	-	-	-	-	-	-
Pre Election	-	-	-	-	-	-	-
Post Election	-	-	-	-	-	-	-
Total	-	-	-	-	-	-	-
GOOSE LAKE 02	-	-	-	-	-	-	-
Polling	-	-	-	-	-	-	-
Pre Election	-	-	-	-	-	-	-
Post Election	-	-	-	-	-	-	-
Total	-	-	-	-	-	-	-
GREENFIELD 01	-	-	-	-	-	-	-
Polling	-	-	-	-	-	-	-
Pre Election	-	-	-	-	-	-	-
Post Election	-	-	-	-	-	-	-
Total	-	-	-	-	-	-	-
HIGHLAND 01	-	-	-	-	-	-	-
Polling	-	-	-	-	-	-	-
Pre Election	-	-	-	-	-	-	-
Post Election	-	-	-	-	-	-	-
Total	-	-	-	-	-	-	-

Statement of Votes Cast  
 Grundy County, IL  
 Consolidated Election  
 April 2, 2019

Date:04/17/19  
 Time:10:28:22  
 Page:383 of 396

SOVC For Jurisdiction Wide, All Counters, All Races  
 Official Results

TRUSTEE-BDWD FIRE							
	Reg. Voters	Vote For	Times Counted	Total Votes	Times Over Voted	Number Of Under Votes	WILLIAM RITZE
MAINE 01							
Polling	-	-	-	-	-	-	-
Pre Election	-	-	-	-	-	-	-
Post Election	-	-	-	-	-	-	-
Total	-	-	-	-	-	-	-
MAZON 01							
Polling	-	-	-	-	-	-	-
Pre Election	-	-	-	-	-	-	-
Post Election	-	-	-	-	-	-	-
Total	-	-	-	-	-	-	-
MORRIS 01							
Polling	-	-	-	-	-	-	-
Pre Election	-	-	-	-	-	-	-
Post Election	-	-	-	-	-	-	-
Total	-	-	-	-	-	-	-
MORRIS 02							
Polling	-	-	-	-	-	-	-
Pre Election	-	-	-	-	-	-	-
Post Election	-	-	-	-	-	-	-
Total	-	-	-	-	-	-	-
MORRIS 03							
Polling	-	-	-	-	-	-	-
Pre Election	-	-	-	-	-	-	-
Post Election	-	-	-	-	-	-	-
Total	-	-	-	-	-	-	-
MORRIS 04							
Polling	-	-	-	-	-	-	-
Pre Election	-	-	-	-	-	-	-
Post Election	-	-	-	-	-	-	-
Total	-	-	-	-	-	-	-
MORRIS 05							
Polling	-	-	-	-	-	-	-
Pre Election	-	-	-	-	-	-	-
Post Election	-	-	-	-	-	-	-
Total	-	-	-	-	-	-	-
NETTLE CREEK 01							
Polling	-	-	-	-	-	-	-
Pre Election	-	-	-	-	-	-	-
Post Election	-	-	-	-	-	-	-
Total	-	-	-	-	-	-	-
NORMAN 01							
Polling	-	-	-	-	-	-	-
Pre Election	-	-	-	-	-	-	-
Post Election	-	-	-	-	-	-	-
Total	-	-	-	-	-	-	-
SARATOGA 01							
Polling	-	-	-	-	-	-	-
Pre Election	-	-	-	-	-	-	-
Post Election	-	-	-	-	-	-	-
Total	-	-	-	-	-	-	-
SARATOGA 02							
Polling	-	-	-	-	-	-	-
Pre Election	-	-	-	-	-	-	-
Post Election	-	-	-	-	-	-	-
Total	-	-	-	-	-	-	-
SARATOGA 03							
Polling	-	-	-	-	-	-	-
Pre Election	-	-	-	-	-	-	-

Statement of Votes Cast  
 Grundy County, IL  
 Consolidated Election

Date:04/17/19  
 Time:10:28:22  
 Page:384 of 396

April 2, 2019  
 SOVC For Jurisdiction Wide, All Counters, All Races  
 Official Results

TRUSTEE-BDWD FIRE							
	Reg. Voters	Vote For	Times Counted	Total Votes	Times Over Voted	Number Of Under Votes	WILLIAM RITZE
Post Election	-	-	-	-	-	-	-
Total	-	-	-	-	-	-	-
SARATOGA 04							
Polling	-	-	-	-	-	-	-
Pre Election	-	-	-	-	-	-	-
Post Election	-	-	-	-	-	-	-
Total	-	-	-	-	-	-	-
SARATOGA 05							
Polling	-	-	-	-	-	-	-
Pre Election	-	-	-	-	-	-	-
Post Election	-	-	-	-	-	-	-
Total	-	-	-	-	-	-	-
VIENNA 01							
Polling	-	-	-	-	-	-	-
Pre Election	-	-	-	-	-	-	-
Post Election	-	-	-	-	-	-	-
Total	-	-	-	-	-	-	-
WAUPONSEE 01							
Polling	-	-	-	-	-	-	-
Pre Election	-	-	-	-	-	-	-
Post Election	-	-	-	-	-	-	-
Total	-	-	-	-	-	-	-
WAUPONSEE 02							
Polling	-	-	-	-	-	-	-
Pre Election	-	-	-	-	-	-	-
Post Election	-	-	-	-	-	-	-
Total	-	-	-	-	-	-	-
Total							
Polling	32	1	7	7	0	0	7 100.00%
Pre Election	32	1	0	0	0	0	0
Post Election	32	1	0	0	0	0	0
Total	32	3	7	7	0	0	7 100.00%

ABSTRACT OF VOTES

RUN DATE:04/16/19 12:55 PM

Crete Twp Fire  
CONSOLIDATED ELECTION  
APRIL 2, 2019

OFFICIAL RESULTS

	VOTES PERCENT				CRETE TOWNSHIP FIRE TRUSTEE		VOTES PERCENT	
01 = BALLOTS CAST	512				Vote for not more than 1			
					02 = Tim Miller*	449	100.00	
					03 = OVER VOTES	0		
					04 = UNDER VOTES	63		
	-----							
	01	02	03	04				
	-----							
0006 CRETE PCT 001	1	0	0	1				
0010 CRETE PCT 005	2	2	0	0				
0011 CRETE PCT 006	96	83	0	13				
0012 CRETE PCT 007	93	80	0	13				
0013 CRETE PCT 008	17	10	0	7				
0015 CRETE PCT 010	55	46	0	9				
0016 CRETE PCT 011	123	113	0	10				
0017 CRETE PCT 012	125	115	0	10				

I, the undersigned do hereby certify that on April 23, 2019, I canvassed the returns of an election held on April 2, 2019 for CRETE TOWNSHIP FIRE PROTECTION DISTRICT, and I proclaim that a total of 512 voters requested and received ballots and I do further certify the number of votes received for each candidate for this office, **and the winners are denoted with an asterisk next to his or her name.**

I further certify that the above is a true and complete Abstract of Votes and was prepared in my presence on April 23, 2019.

*Lauren Staley Ferry*  
 Lauren Staley Ferry, County Clerk  
 The County of Will, Illinois



ABSTRACT OF VOTES

RUN DATE:04/16/19 12:55 PM

East Joliet Fire  
 CONSOLIDATED ELECTION  
 APRIL 2, 2019

OFFICIAL RESULTS

	VOTES PERCENT				VOTES PERCENT	
01 = BALLOTS CAST	584					
					EAST JOLIET FIRE TRUSTEE	
					Vote for not more than 1	
					02 = Doug Oram*	520 100.00
					03 = OVER VOTES	0
					04 = UNDER VOTES	64
	-----					
	01	02	03	04		
	-----					
0113 JOLIET PCT 007	25	22	0	3		
0119 JOLIET PCT 013	3	1	0	2		
0121 JOLIET PCT 015	45	38	0	7		
0122 JOLIET PCT 016	25	21	0	4		
0135 JOLIET PCT 029	27	26	0	1		
0136 JOLIET PCT 030	74	69	0	5		
0138 JOLIET PCT 032	1	1	0	0		
0140 JOLIET PCT 034	38	34	0	4		
0141 JOLIET PCT 035	93	86	0	7		
0142 JOLIET PCT 036	130	113	0	17		
0143 JOLIET PCT 037	123	109	0	14		

I, the undersigned do hereby certify that on April 23, 2019, I canvassed the returns of an election held on April 2, 2019 for EAST JOLIET FIRE PROTECTION DISTRICT, and I proclaim that a total of 584 voters requested and received ballots and I do further certify the number of votes received for each candidate for this office, **and the winners are denoted with an asterisk next to his or her name.**

I further certify that the above is a true and complete Abstract of Votes and was prepared in my presence on April 23, 2019.

*Lauren Staley Ferry*  
 Lauren Staley Ferry, County Clerk  
 The County of Will, Illinois

ABSTRACT OF VOTES

RUN DATE:04/16/19 12:55 PM

Frankfort Fire  
 CONSOLIDATED ELECTION  
 APRIL 2, 2019

OFFICIAL RESULTS

	VOTES PERCENT					VOTES PERCENT	
01 = BALLOTS CAST	3,268						
	FRANKFORT FIRE TRUSTEE						
	Vote for not more than 2						
	02 = Daniel Rossi*					2,380	52.65
	03 = Robert L. Jacobs*					2,140	47.35
	04 = OVER VOTES					0	
	05 = UNDER VOTES					2,016	
	-----						
	01	02	03	04	05		
	-----						
0060 FRANKFORT PCT 004	91	63	59	0	60		
0064 FRANKFORT PCT 008	71	56	45	0	41		
0067 FRANKFORT PCT 011	314	236	197	0	195		
0070 FRANKFORT PCT 014	164	127	110	0	91		
0071 FRANKFORT PCT 015	112	83	68	0	73		
0072 FRANKFORT PCT 016	153	109	100	0	97		
0073 FRANKFORT PCT 017	267	174	141	0	219		
0074 FRANKFORT PCT 018	179	125	117	0	116		
0075 FRANKFORT PCT 019	143	108	99	0	79		
0076 FRANKFORT PCT 020	135	86	85	0	99		
0077 FRANKFORT PCT 021	196	147	139	0	106		
0078 FRANKFORT PCT 022	209	164	147	0	107		
0079 FRANKFORT PCT 023	224	161	148	0	139		
0080 FRANKFORT PCT 024	134	94	84	0	90		
0081 FRANKFORT PCT 025	348	258	233	0	205		
0082 FRANKFORT PCT 026	196	153	130	0	109		
0083 FRANKFORT PCT 027	150	103	104	0	93		
0084 FRANKFORT PCT 028	128	90	91	0	75		
0085 GREEN GARDEN PCT 001	44	35	37	0	16		
0086 GREEN GARDEN PCT 002	10	8	6	0	6		

I, the undersigned do hereby certify that on April 23, 2019, I canvassed the returns of an election held on April 2, 2019 for FRANKFORT FIRE PROTECTION DISTRICT, and I proclaim that a total of 3,268 voters requested and received ballots and I do further certify the number of votes received for each candidate for this office, **and the winners are denoted with an asterisk next to his or her name.**

I further certify that the above is a true and complete Abstract of Votes and was prepared in my presence on April 23, 2019.

*Lauren Staley Ferry*  
 Lauren Staley Ferry, County Clerk  
 The County of Will, Illinois

RUN DATE:04/16/19 12:55 PM

	VOTES	PERCENT	HOMER TOWNSHIP FIRE REFERENDUM						VOTES	PERCENT
01 = BALLOTS CAST	1,560		Vote for not more than 1							
HOMER TOWNSHIP FIRE TRUSTEE								858	56.23	
Vote for not more than 1								668	43.77	
02 = Kevin Doyle*	1,236	100.00						0		
03 = OVER VOTES	0							0		
04 = UNDER VOTES	324							34		

	01	02	03	04	05	06	07	08
0087 HOMER PCT 001	23	18	0	5	14	9	0	0
0088 HOMER PCT 002	75	56	0	19	29	43	0	3
0089 HOMER PCT 003	0	0	0	0	0	0	0	0
0091 HOMER PCT 005	16	11	0	5	16	0	0	0
0093 HOMER PCT 007	161	128	0	33	93	65	0	3
0096 HOMER PCT 010	223	181	0	42	160	58	0	5
0097 HOMER PCT 011	227	188	0	39	119	102	0	6
0098 HOMER PCT 012	240	185	0	55	133	101	0	6
0099 HOMER PCT 013	40	32	0	8	13	27	0	0
0100 HOMER PCT 014	245	189	0	56	127	113	0	5
0102 HOMER PCT 016	173	142	0	31	95	77	0	1
0103 HOMER PCT 017	137	106	0	31	59	73	0	5

I, the undersigned do hereby certify that on April 23, 2019, I canvassed the returns of an election held on April 2, 2019 for HOMER TOWNSHIP FIRE PROTECTION DISTRICT, and I proclaim that a total of 1,560 voters requested and received ballots and I do further certify the number of votes received for each candidate for this office, **and the winners are denoted with an asterisk next to his or her name.**

I further certify that the above is a true and complete Abstract of Votes and was prepared in my presence on April 23, 2019.

*Lauren Staley Ferry*  
 Lauren Staley Ferry, County Clerk  
 The County of Will, Illinois

I, the undersigned do hereby certify that on April 23, 2019, I canvassed the returns of an election held on April 2, 2019 for HOMER TOWNSHIP FIRE PROTECTION DISTRICT and I proclaim that a total of 1,560 voters requested and received ballots and I do further certify that the following Question of Public Policy did receive the number of votes herein recorded and has **PASSED.**

*Shall the Homer Township Fire Protection District, Will County, Illinois, repair and improve fire stations, purchase emergency response fleet and equipment and issue its bonds to the amount of \$4,500,000 for the purpose of paying the costs thereof?*

I further certify that the above is a true and complete Abstract of Votes and was prepared in my presence on April 23, 2019.

*Lauren Staley Ferry*  
 Lauren Staley Ferry, County Clerk  
 The County of Will, Illinois

ABSTRACT OF VOTES

RUN DATE:04/16/19 12:55 PM

Lemont Fire  
CONSOLIDATED ELECTION  
APRIL 2, 2019

OFFICIAL RESULTS

	VOTES	PERCENT		VOTES	PERCENT
01 = BALLOTS CAST	11		LEMONT FIRE TRUSTEE		
			Vote for not more than 1		
			02 = Daniel J. Tasso	7	100.00
			03 = OVER VOTES	0	
			04 = UNDER VOTES	4	
	-----				
	01	02	03	04	
	-----				
0051 DU PAGE PCT 033	11	7	0	4	

This political subdivision has been canvassed by the election authority in which their principal office is located.

RUN DATE:04/16/19 12:55 PM

	VOTES PERCENT							VOTES PERCENT	
	01	02	03	04	05	06	07		
01 = BALLOTS CAST	5,449								
	LOCKPORT TOWNSHIP FIRE TRUSTEE								
	Vote for not more than 2								
	02 = John Batusich*							2,634	27.85
	03 = Henry Meader*							2,306	24.38
	04 = Rhonda Casagrande							2,286	24.17
	05 = David Palya							2,233	23.61
	06 = OVER VOTES							25	
	07 = UNDER VOTES							1,389	
0051 DU PAGE PCT 033	12	5	6	6	3	0	4		
0052 DU PAGE PCT 034	159	94	60	77	51	2	32		
0099 HOMER PCT 013	119	63	48	47	37	0	43		
0101 HOMER PCT 015	166	81	62	77	65	0	47		
0102 HOMER PCT 016	11	6	3	6	7	0	0		
0104 HOMER PCT 018	94	53	40	46	34	0	15		
0107 JOLIET PCT 001	45	20	18	18	14	0	20		
0108 JOLIET PCT 002	0	0	0	0	0	0	0		
0144 LOCKPORT PCT 001	406	249	149	202	143	1	67		
0145 LOCKPORT PCT 002	0	0	0	0	0	0	0		
0147 LOCKPORT PCT 004	33	8	18	11	21	0	8		
0148 LOCKPORT PCT 005	189	85	97	65	91	1	38		
0149 LOCKPORT PCT 006	76	34	20	43	26	0	29		
0150 LOCKPORT PCT 007	103	42	33	53	38	3	34		
0151 LOCKPORT PCT 008	65	21	26	38	14	0	31		
0152 LOCKPORT PCT 009	343	161	147	155	138	2	81		
0153 LOCKPORT PCT 010	203	104	72	82	76	0	72		
0154 LOCKPORT PCT 011	236	96	122	76	126	2	48		
0155 LOCKPORT PCT 012	162	65	76	63	63	3	51		
0156 LOCKPORT PCT 013	548	299	237	228	189	3	137		
0157 LOCKPORT PCT 014	193	99	82	87	86	0	32		
0158 LOCKPORT PCT 015	192	80	52	79	73	3	94		
0159 LOCKPORT PCT 016	231	88	139	73	125	0	37		
0160 LOCKPORT PCT 017	346	122	212	102	212	1	42		
0161 LOCKPORT PCT 018	134	67	53	62	45	0	41		
0162 LOCKPORT PCT 019	294	117	144	106	144	1	75		
0163 LOCKPORT PCT 020	201	130	52	99	69	0	52		
0164 LOCKPORT PCT 021	164	82	77	67	63	1	37		
0165 LOCKPORT PCT 022	183	104	51	93	66	0	52		
0166 LOCKPORT PCT 023	150	71	53	53	80	0	43		
0167 LOCKPORT PCT 024	105	50	60	32	43	0	25		
0205 PLAINFIELD PCT 004	23	10	2	12	7	0	15		
0206 PLAINFIELD PCT 005	54	24	18	27	19	1	18		
0207 PLAINFIELD PCT 006	11	6	4	6	4	0	2		
0208 PLAINFIELD PCT 007	25	6	7	12	8	0	17		
0212 PLAINFIELD PCT 011	17	11	3	11	2	0	7		
0213 PLAINFIELD PCT 012	68	33	31	28	20	1	22		
0235 PLAINFIELD PCT 034	38	28	12	18	11	0	7		
0245 TROY PCT 006	50	20	20	26	20	0	14		
0291 WHEATLAND PCT 026	0	0	0	0	0	0	0		

I, the undersigned do hereby certify that on April 23, 2019, I canvassed the returns of an election held on April 2, 2019 for LOCKPORT TWP FIRE PROTECTION DISTRICT, and I proclaim that a total of 5,449 voters requested and received ballots and I do further certify the number of votes received for each candidate for this office, **and the winners are denoted with an asterisk next to his or her name.**

I further certify that the above is a true and complete Abstract of Votes and was prepared in my presence on April 23, 2019.

*Lauren Staley Ferry*  
 Lauren Staley Ferry, County Clerk  
 The County of Will, Illinois

ABSTRACT OF VOTES

RUN DATE:04/16/19 12:55 PM

Mokena Fire  
 CONSOLIDATED ELECTION  
 APRIL 2, 2019

OFFICIAL RESULTS

	VOTES PERCENT					MOKENA FIRE TRUSTEE		VOTES	PERCENT
01 = BALLOTS CAST	2,029					Vote for not more than 1			
						02 = Joseph Schuringa	698	42.51	
						03 = Dennis Burkhardt*	944	57.49	
						04 = OVER VOTES	7		
						05 = UNDER VOTES	380		
	-----								
	01	02	03	04	05				
	-----								
0057 FRANKFORT PCT 001	319	104	157	2	56				
0058 FRANKFORT PCT 002	256	93	104	2	57				
0059 FRANKFORT PCT 003	0	0	0	0	0				
0060 FRANKFORT PCT 004	20	11	8	0	1				
0061 FRANKFORT PCT 005	323	111	153	0	59				
0062 FRANKFORT PCT 006	244	66	129	1	48				
0063 FRANKFORT PCT 007	201	81	83	0	37				
0066 FRANKFORT PCT 010	0	0	0	0	0				
0068 FRANKFORT PCT 012	304	125	130	0	49				
0069 FRANKFORT PCT 013	198	70	90	0	38				
0072 FRANKFORT PCT 016	10	5	3	1	1				
0073 FRANKFORT PCT 017	97	20	57	0	20				
0074 FRANKFORT PCT 018	13	3	8	0	2				
0103 HOMER PCT 017	44	9	22	1	12				

I, the undersigned do hereby certify that on April 23, 2019, I canvassed the returns of an election held on April 2, 2019 for MOKENA FIRE PROTECTION DISTRICT, and I proclaim that a total of 2,029 voters requested and received ballots and I do further certify the number of votes received for each candidate for this office, **and the winners are denoted with an asterisk next to his or her name.**

I further certify that the above is a true and complete Abstract of Votes and was prepared in my presence on April 23, 2019.

*Lauren Staley Ferry*  
 Lauren Staley Ferry, County Clerk  
 The County of Will, Illinois

ABSTRACT OF VOTES

RUN DATE:04/16/19 12:55 PM

New Lenox Fire  
 CONSOLIDATED ELECTION  
 APRIL 2, 2019

OFFICIAL RESULTS

	VOTES PERCENT					VOTES PERCENT	
01 = BALLOTS CAST	2,451						
	NEW LENOX FIRE TRUSTEE						
	Vote for not more than 2						
	02 = Thomas DiFiori*					1,788	50.59
	03 = Roy Skip Minger*					1,746	49.41
	04 = OVER VOTES					0	
	05 = UNDER VOTES					1,368	
	01	02	03	04	05		
0180 NEW LENOX PCT 001	5	4	4	0	2		
0181 NEW LENOX PCT 002	85	68	66	0	36		
0182 NEW LENOX PCT 003	0	0	0	0	0		
0183 NEW LENOX PCT 004	111	77	76	0	69		
0184 NEW LENOX PCT 005	134	89	90	0	89		
0185 NEW LENOX PCT 006	92	68	66	0	50		
0186 NEW LENOX PCT 007	138	102	91	0	83		
0187 NEW LENOX PCT 008	98	79	81	0	36		
0188 NEW LENOX PCT 009	119	76	84	0	78		
0189 NEW LENOX PCT 010	215	155	159	0	116		
0190 NEW LENOX PCT 011	172	118	112	0	114		
0191 NEW LENOX PCT 012	95	68	79	0	43		
0192 NEW LENOX PCT 013	117	84	81	0	69		
0193 NEW LENOX PCT 014	142	108	95	0	81		
0194 NEW LENOX PCT 015	211	146	129	0	147		
0195 NEW LENOX PCT 016	189	149	144	0	85		
0196 NEW LENOX PCT 017	128	96	105	0	55		
0197 NEW LENOX PCT 018	133	95	97	0	74		
0198 NEW LENOX PCT 019	110	84	74	0	62		
0199 NEW LENOX PCT 020	157	122	113	0	79		

I, the undersigned do hereby certify that on April 23, 2019, I canvassed the returns of an election held on April 2, 2019 for NEW LENOX FIRE PROTECTION DISTRICT, and I proclaim that a total of 2,451 voters requested and received ballots and I do further certify the number of votes received for each candidate for this office, **and the winners are denoted with an asterisk next to his or her name.**

I further certify that the above is a true and complete Abstract of Votes and was prepared in my presence on April 23, 2019.

*Lauren Staley Ferry*  
 Lauren Staley Ferry, County Clerk  
 The County of Will, Illinois

RUN DATE:04/16/19 12:55 PM

	VOTES		PERCENT		PEOTONE FIRE TRUSTEE		VOTES		PERCENT	
01 = BALLOTS CAST	435				Vote for not more than 2					
					02 = Stephen G. Hoffner		141		17.85	
					03 = Brian Hupe*		265		33.54	
					04 = Meghan Groth-Prepura		150		18.99	
					05 = David W. Piper*		234		29.62	
					06 = OVER VOTES		1			
					07 = UNDER VOTES		78			
-----										
	01	02	03	04	05	06	07			
-----										
0086 GREEN GARDEN PCT 002	18	6	12	7	9	0	2			
0200 PEOTONE PCT 001	166	59	107	46	82	0	38			
0201 PEOTONE PCT 002	134	52	70	56	69	1	19			
0300 WILL PCT 001	83	19	55	28	53	0	11			
0304 WILTON PCT 001	34	5	21	13	21	0	8			

I, the undersigned do hereby certify that on April 23, 2019, I canvassed the returns of an election held on April 2, 2019 for PEOTONE FIRE PROTECTION DISTRICT, and I proclaim that a total of 435 voters requested and received ballots and I do further certify the number of votes received for each candidate for this office, **and the winners are denoted with an asterisk next to his or her name.**

I further certify that the above is a true and complete Abstract of Votes and was prepared in my presence on April 23, 2019.

*Lauren Staley Ferry*  
 Lauren Staley Ferry, County Clerk  
 The County of Will, Illinois



RUN DATE:04/16/19 12:55 PM

	VOTES PERCENT						VOTES PERCENT	
01 = BALLOTS CAST	2,674						PLAINFIELD FIRE TRUSTEE	
							Vote for not more than 2	
							02 = James Melaniphy	1,028 25.40
							03 = William A. Barnes*	1,717 42.42
							04 = Theodore Peszynski*	1,303 32.19
							05 = OVER VOTES	7
							06 = UNDER VOTES	1,286
	01	02	03	04	05	06		
0047 DU PAGE PCT 029	0	0	0	0	0	0		
0049 DU PAGE PCT 031	0	0	0	0	0	0		
0202 PLAINFIELD PCT 001	149	70	93	61	1	72		
0203 PLAINFIELD PCT 002	115	47	70	50	0	63		
0204 PLAINFIELD PCT 003	112	34	87	51	0	52		
0207 PLAINFIELD PCT 006	0	0	0	0	0	0		
0209 PLAINFIELD PCT 008	153	63	95	69	1	77		
0210 PLAINFIELD PCT 009	129	55	86	54	0	63		
0211 PLAINFIELD PCT 010	191	70	131	82	0	99		
0214 PLAINFIELD PCT 013	142	53	97	80	0	54		
0215 PLAINFIELD PCT 014	177	78	117	83	0	76		
0216 PLAINFIELD PCT 015	124	44	73	77	1	52		
0217 PLAINFIELD PCT 016	88	36	55	50	0	35		
0218 PLAINFIELD PCT 017	18	9	14	10	0	3		
0219 PLAINFIELD PCT 018	14	6	8	8	0	6		
0221 PLAINFIELD PCT 020	12	6	9	5	0	4		
0222 PLAINFIELD PCT 021	26	7	22	13	0	10		
0223 PLAINFIELD PCT 022	53	27	35	27	1	15		
0224 PLAINFIELD PCT 023	26	16	14	15	0	7		
0225 PLAINFIELD PCT 024	55	21	36	34	1	17		
0228 PLAINFIELD PCT 027	1	0	1	0	0	1		
0229 PLAINFIELD PCT 028	0	0	0	0	0	0		
0230 PLAINFIELD PCT 029	0	0	0	0	0	0		
0232 PLAINFIELD PCT 031	12	4	8	9	0	3		
0233 PLAINFIELD PCT 032	0	0	0	0	0	0		
0234 PLAINFIELD PCT 033	1	0	1	0	0	1		
0235 PLAINFIELD PCT 034	27	5	17	17	0	15		
0266 WHEATLAND PCT 001	161	53	90	72	1	105		
0276 WHEATLAND PCT 011	0	0	0	0	0	0		
0281 WHEATLAND PCT 016	78	30	55	34	0	37		
0282 WHEATLAND PCT 017	0	0	0	0	0	0		
0283 WHEATLAND PCT 018	2	2	2	0	0	0		
0285 WHEATLAND PCT 020	1	0	0	0	0	2		
0286 WHEATLAND PCT 021	0	0	0	0	0	0		
0287 WHEATLAND PCT 022	0	0	0	0	0	0		
0288 WHEATLAND PCT 023	115	33	70	58	0	69		
0290 WHEATLAND PCT 025	83	28	54	39	1	43		
0291 WHEATLAND PCT 026	161	67	104	87	0	64		
0292 WHEATLAND PCT 027	0	0	0	0	0	0		
0293 WHEATLAND PCT 028	123	41	80	59	0	66		
0294 WHEATLAND PCT 029	185	72	100	86	0	112		
0295 WHEATLAND PCT 030	140	51	93	73	0	63		

I, the undersigned do hereby certify that on April 23, 2019, I canvassed the returns of an election held on April 2, 2019 for PLAINFIELD FIRE PROTECTION DISTRICT, and I proclaim that a total of 2,747 voters requested and received ballots and I do further certify the number of votes received for each candidate for this office, **and the winners are denoted with an asterisk next to his or her name.**

I further certify that the above is a true and complete Abstract of Votes and was prepared in my presence on April 23, 2019.

*Lauren Staley Ferry*  
 Lauren Staley Ferry, County Clerk  
 The County of Will, Illinois

RUN DATE:04/19/19 09:37 AM

APRIL 2, 2019  
KENDALL COUNTY, ILLINOIS  
WITH 4 OF 4 PRECINCTS REPORTING

01 = BALLOTS CAST

VOTES PERCENT  
73

PLAINFIELD FPD TRUSTEE  
VOTE FOR 2

VOTES PERCENT  
02 = JAMES MELANIPHY 25 26.04  
03 = WILLIAM A. BARNES 39 40.63  
04 = THEODORE PESZYNSKI 32 33.33  
05 = OVER VOTES 0  
06 = UNDER VOTES 50

0077 NA AU SAY 1  
0078 NA AU SAY 2  
0080 NA AU SAY 4  
0086 SEWARD 2


	01	02	03	04	05	06
0077 NA AU SAY 1	72	25	39	31	0	49
0078 NA AU SAY 2	0	0	0	0	0	0
0080 NA AU SAY 4	0	0	0	0	0	0
0086 SEWARD 2	1	0	0	1	0	1

RUN DATE:04/16/19 12:55 PM

		VOTES	PERCENT			VOTES	PERCENT
01 = BALLOTS CAST		3,291		TROY FIRE REFERENDUM			
TROY FIRE TRUSTEE				Vote for not more than 1			
Vote for not more than 2				06 = YES		1,341	41.45
02 = George Muentnich*		2,080	48.87	07 = NO		1,894	58.55
03 = Robert F. Schwartz*		2,176	51.13	08 = OVER VOTES		1	
04 = OVER VOTES		0		09 = UNDER VOTES		55	
05 = UNDER VOTES		2,326					
		-----					
		01	02	03	04	05	06
		-----					
0240	TROY PCT 001	1	0	0	0	2	0
0241	TROY PCT 002	2	2	2	0	0	0
0242	TROY PCT 003	0	0	0	0	0	0
0243	TROY PCT 004	27	19	22	0	13	10
0244	TROY PCT 005	16	11	7	0	14	2
0245	TROY PCT 006	43	34	30	0	22	10
0246	TROY PCT 007	205	144	146	0	120	80
0247	TROY PCT 008	33	18	24	0	24	12
0248	TROY PCT 009	71	48	52	0	42	28
0249	TROY PCT 010	249	172	186	0	140	109
0250	TROY PCT 011	39	26	22	0	30	9
0252	TROY PCT 013	636	387	414	0	471	297
0253	TROY PCT 014	353	228	242	0	236	135
0254	TROY PCT 015	243	164	172	0	150	91
0256	TROY PCT 017	331	207	212	0	243	122
0257	TROY PCT 018	9	8	8	0	2	3
0259	TROY PCT 020	437	264	282	0	328	204
0260	TROY PCT 021	420	242	241	0	357	174
0261	TROY PCT 022	176	106	114	0	132	55

I, the undersigned do hereby certify that on April 23, 2019, I canvassed the returns of an election held on April 2, 2019 for TROY FIRE PROTECTION DISTRICT, and I proclaim that a total of 3,304 voters requested and received ballots and I do further certify the number of votes received for each candidate for this office, **and the winners are denoted with an asterisk next to his or her name.**

I further certify that the above is a true and complete Abstract of Votes and was prepared in my presence on April 23, 2019.

  
 Lauren Staley Ferry, County Clerk  
 The County of Will, Illinois


I, the undersigned do hereby certify that on April 23, 2019, I canvassed the returns of an election held on April 2, 2019 for TROY FIRE PROTECTION DISTRICT and I proclaim that a total of 3,304 voters requested and received ballots and I do further certify that the following Question of Public Policy did receive the number of votes herein recorded and has **FAILED.**

*Shall the Troy Fire Protection District, Will and Kendall Counties, Illinois, be authorized to levy a new tax for firefighters' pension purposes and have an additional tax of 0.073% of the equalized assessed value of the taxable property therein extended for such purposes?*

(1) *The approximate amount of taxes extendable at the most recently extended limiting rate is \$4,946,956.92, and the approximate amount of taxes extendable if the proposition is approved is \$5,421,438.40.*

(2) *For the 2019 levy year the approximate amount of the additional tax extendable against property containing a single family residence and having a fair market value at the time of the referendum of \$100,000 is estimated to be \$24.33.*

I further certify that the above is a true and complete Abstract of Votes and was prepared in my presence on April 23, 2019.

  
 Lauren Staley Ferry, County Clerk  
 The County of Will, Illinois

RUN DATE:04/19/19 09:37 AM

APRIL 2, 2019  
 KENDALL COUNTY, ILLINOIS  
 WITH 3 OF 3 PRECINCTS REPORTING

	VOTES	PERCENT	TROY FPD QUESTION	VOTES	PERCENT
01 = BALLOTS CAST	13		VOTE FOR 1		
TROY FPD TRUSTEE			06 = YES	6	46.15
VOTE FOR 2			07 = NO	7	53.85
02 = GEORGE MUJENTNICH	8	44.44	08 = OVER VOTES	0	
03 = ROBERT F. SCHWARTZ	10	55.56	09 = UNDER VOTES	0	
04 = OVER VOTES	0				
05 = UNDER VOTES	8				

	01	02	03	04	05	06	07	08	09
0085 SEWARD 1	3	2	3	0	1	0	3	0	0
0086 SEWARD 2	3	2	2	0	2	2	1	0	0
0087 SEWARD 3	7	4	5	0	5	4	3	0	0

The background features a stylized American flag. The top left is a dark blue field with light blue stars. A light blue map of North Carolina is centered, with a darker blue outline of the state. The bottom right corner shows a red, white, and blue striped pattern, suggesting the stripes of the flag.

# **WRITE-IN VOTES**



**LAUREN STALEY FERRY**  
**WILL COUNTY CLERK**

**Official Write-In Results**  
**April 2, 2019 Consolidated Election**

**Summary Totals**

<b><u>Name</u></b>	<b><u>Office</u></b>	<b><u>Total Votes</u></b>
William "Bill" Bose	City of Braidwood Mayor	5
Ernest Crim III	City of Joliet Councilmember - District 3	50
Sean P. Hightower	Village of Park Forest Mayor	1
James Cannon	Oswego Public Library District Trustee (Unexpired 2-Year Term)	0
Carrie Rezabek	Wilmington Public Library District Trustee (Unexpired 2-Year Term)	10
Richard Santoro	Chaney-Monge SD 88 Board Member (Unexpired 2-Year Term)	1
Nicole Semplinski	Chaney-Monge SD 88 Board Member (Full 4-Year Term)	9
Brandt Compton	Channahon SD 17 Board Member (Unexpired 2-Year Term)	8
Aaron Raatjes	New Lenox SD 122 Board Memer (Unexpired 2-Year Term)	400
Larry Gilman	New Lenox SD 122 Board Memer (Unexpired 2-Year Term)	91
Ahmed H. Aich-Sandino	Rockdale SD 84 Board Member (Full 4-Year Term)	10

# MUNICIPAL WRITE-INS

## WILL COUNTY

### April 2, 2019 Consolidated Election

William "Bill" Bose  
City of Braidwood Mayor

Precincts	<u>Vote by Mail</u>	<u>Early Voting</u>	<u>Election Day</u>	<u>Provisional</u>	<u>Postmarked VBM</u>	<u>TOTAL VOTES</u>
Reed Pct 001	0	1	1	0	0	2
Reed Pct 002	0	0	3	0	0	3
Reed Pct 003	0	0	0	0	0	0
V/M:	0	EV: 1	EN: 4	PR: 0	P/VBM: 0	GT: 5

### Ernest Crim, III

### City of Joliet Councilmember - District 3

Precincts	<u>Vote by Mail</u>	<u>Early Voting</u>	<u>Election Day</u>	<u>Provisional</u>	<u>Postmarked VBM</u>	<u>TOTAL VOTES</u>
Plainfield Pct 025	0	0	0	0	0	0
Plainfield Pct 026	0	0	0	0	0	0
Plainfield Pct 027	0	0	0	0	0	0
Plainfield Pct 028	0	0	0	0	0	0
Plainfield Pct 029	0	0	0	0	0	0
Plainfield Pct 035	0	0	2	0	0	2
Troy Pct 001	0	1	17	0	0	18
Troy Pct 002	0	4	10	0	0	14
Troy Pct 004	0	0	4	0	0	4
Troy Pct 005	0	0	0	0	0	0
Troy Pct 008	0	1	7	0	0	8
Troy Pct 011	0	0	1	0	0	1
Troy Pct 016	0	0	3	0	0	3
V/M:	0	EV: 6	EN: 44	PR: 0	P/VBM: 0	GT: 50

# MUNICIPAL WRITE-INS

## WILL COUNTY

Sean P. Hightower  
Village of Park Forest Mayor

<u>Precincts</u>	<u>Vote by Mail</u>	<u>Early Voting</u>	<u>Election Day</u>	<u>Provisional</u>	<u>Postmarked VBM</u>	<u>TOTAL VOTES</u>
Crete Pct 001	0	0	0	0	0	0
Monee Pct 001	0	1	0	0	0	1
Monee Pct 002	0	0	0	0	0	0
V/M:	0	1	0	0	0	1
	EV:		EN:	PR:	P/VBM:	GT:



# LIBRARY WRITE-INS

## WILL COUNTY

### April 2, 2019 Consolidated Election

James Cannon

#### Oswego Public Library District Trustee (Unexpired 2-Year Term)

Precincts	<u>Vote by Mail</u>	<u>Early Voting</u>	<u>Election Day</u>	<u>Provisional</u>	<u>Postmarked VBM</u>	<u>TOTAL VOTES</u>
Wheatland Pct 001	0	0	0	0	0	0
Wheatland Pct 023	0	0	0	0	0	0
Wheatland Pct 032	0	0	0	0	0	0
Wheatland Pct 034	0	0	0	0	0	0
V/M:	0	EV: 0	EN: 0	PR: 0	P/VBM: 0	GT: 0

Carrie Rezabek

#### Wilmington Public Library District Trustee (Unexpired 2-Year Term)

Precincts	<u>Vote by Mail</u>	<u>Early Voting</u>	<u>Election Day</u>	<u>Provisional</u>	<u>Postmarked VBM</u>	<u>TOTAL VOTES</u>
Florence Pct 001	0	0	4	0	0	4
Wesley Pct 001	0	0	2	0	0	2
Wilmington Pct 001	0	0	0	0	0	0
Wilmington Pct 002	0	0	0	0	0	0
Wilmington Pct 003	0	0	4	0	0	4
V/M:	0	EV: 0	EN: 10	PR: 0	P/VBM: 0	GT: 10

# SCHOOL BOARD WRITE-INS

## WILL COUNTY

### April 2, 2019 Consolidated Election

Richard Santoro

#### Chaney-Monge School District No. 88 Board Member - Unexpired 2-Year Term

Precincts	<u>Vote by Mail</u>	<u>Early Voting</u>	<u>Election Day</u>	<u>Provisional</u>	<u>Postmarked VBM</u>	<u>TOTAL VOTES</u>
Lockport Pct 015	0	0	0	0	0	0
Lockport Pct 021	0	0	0	0	0	0
Lockport Pct 022	0	0	1	0	0	1
Lockport Pct 023	0	0	0	0	0	0
V/M:	0	EV: 0	EN: 1	PR: 0	P/VBM: 0	GT: 1

Nicole Semplinski

#### Chaney-Monge School District No. 88 Board Member - Full 4-Year Term

Precincts	<u>Vote by Mail</u>	<u>Early Voting</u>	<u>Election Day</u>	<u>Provisional</u>	<u>Postmarked VBM</u>	<u>TOTAL VOTES</u>
Lockport Pct 015	0	0	0	0	0	0
Lockport Pct 021	0	0	0	0	0	0
Lockport Pct 022	0	0	4	0	0	4
Lockport Pct 023	0	0	5	0	0	5
V/M:	0	EV: 0	EN: 9	PR: 0	P/VBM: 0	GT: 9

# SCHOOL BOARD WRITE-INS

## WILL COUNTY

### April 2, 2019 Consolidated Election

Brandt Compton

### Channahon School District No. 17 Board Member - Unexpired 2-Year Term

<u>Precincts</u>	<u>Vote by Mail</u>	<u>Early Voting</u>	<u>Election Day</u>	<u>Provisional</u>	<u>Postmarked VBM</u>	<u>TOTAL VOTES</u>
Channahon Pct 001	0	0	1	0	0	1
Channahon Pct 002	0	0	1	0	0	1
Channahon Pct 003	0	2	0	0	0	2
Channahon Pct 004	0	0	3	0	0	3
Channahon Pct 005	0	0	1	0	0	1
V/M:	0	EV: 2	EN: 6	PR: 0	P/VBM: 0	GT: 8

# SCHOOL BOARD WRITE-INS

## WILL COUNTY

### April 2, 2019 Consolidated Election

Aaron Raatjes

#### New Lenox School District No. 122 Board Member - Unexpired 2-Year Term

<u>Precincts</u>	<u>Vote by Mail</u>	<u>Early Voting</u>	<u>Election Day</u>	<u>Provisional</u>	<u>Postmarked VBM</u>	<u>TOTAL VOTES</u>
Homer Pct 017	0	0	0	0	0	0
New Lenox Pct 001	0	0	10	0	0	10
New Lenox Pct 002	1	2	1	0	0	4
New Lenox Pct 003	0	0	7	0	0	7
New Lenox Pct 004	0	0	9	0	0	9
New Lenox Pct 005	0	1	10	0	0	11
New Lenox Pct 006	0	1	18	0	0	19
New Lenox Pct 007	1	4	9	0	0	14
New Lenox Pct 008	2	2	16	0	0	20
New Lenox Pct 009	0	0	16	0	0	16
New Lenox Pct 010	1	3	27	0	0	31
New Lenox Pct 011	0	2	29	0	0	31
New Lenox Pct 012	0	1	0	0	0	1
New Lenox Pct 013	0	1	30	0	0	31
New Lenox Pct 014	1	4	20	0	0	25
New Lenox Pct 015	0	7	27	0	0	34
New Lenox Pct 016	2	4	18	0	0	24
New Lenox Pct 017	3	5	24	0	0	32
New Lenox Pct 018	0	2	20	0	0	22
New Lenox Pct 019	0	4	21	0	0	25
New Lenox Pct 020	3	6	25	0	0	34
<b>V/M:</b>	<b>14</b>	<b>EV: 49</b>	<b>EN: 337</b>	<b>PR: 0</b>	<b>P/VBM: 0</b>	<b>GT: 400</b>

# SCHOOL BOARD WRITE-INS

## WILL COUNTY

### April 2, 2019 Consolidated Election

Larry Gilman

### New Lenox School District No. 122 Board Member - Unexpired 2-Year Term

<u>Precincts</u>	<u>Vote by Mail</u>	<u>Early Voting</u>	<u>Election Day</u>	<u>Provisional</u>	<u>Postmarked VBM</u>	<u>TOTAL VOTES</u>
Homer Pct 017	0	0	0	0	0	0
New Lenox Pct 001	0	0	1	0	0	1
New Lenox Pct 002	0	0	3	0	0	3
New Lenox Pct 003	0	0	0	0	0	0
New Lenox Pct 004	0	1	1	0	0	2
New Lenox Pct 005	0	0	4	0	0	4
New Lenox Pct 006	0	2	6	0	0	8
New Lenox Pct 007	0	0	2	0	0	2
New Lenox Pct 008	0	0	3	0	0	3
New Lenox Pct 009	0	0	0	0	0	0
New Lenox Pct 010	0	2	3	0	0	5
New Lenox Pct 011	1	0	6	0	0	7
New Lenox Pct 012	0	1	0	0	0	1
New Lenox Pct 013	0	0	2	0	0	2
New Lenox Pct 014	1	7	2	0	0	10
New Lenox Pct 015	1	1	6	0	0	8
New Lenox Pct 016	0	1	9	0	0	10
New Lenox Pct 017	2	1	3	0	0	6
New Lenox Pct 018	0	1	8	0	0	9
New Lenox Pct 019	1	0	2	0	0	3
New Lenox Pct 020	1	0	6	0	0	7
<b>V/M:</b>	<b>7</b>	<b>17</b>	<b>67</b>	<b>0</b>	<b>0</b>	<b>91</b>
	<b>EV:</b>	<b>EN:</b>	<b>PR:</b>	<b>P/VBM:</b>	<b>GT:</b>	

# SCHOOL BOARD WRITE-INS

## WILL COUNTY

### April 2, 2019 Consolidated Election

Ahmed H. Aich-Sandino

Rockdale School District No. 84 Board Member - Full 4-Year Term

<u>Precincts</u>	<u>Vote by Mail</u>	<u>Early Voting</u>	<u>Election Day</u>	<u>Provisional</u>	<u>Postmarked VBM</u>	<u>TOTAL VOTES</u>					
Joliet Pct 024	0	0	0	0	0	0					
Joliet Pct 025	0	0	0	0	0	0					
Joliet Pct 031	0	0	0	0	0	0					
Joliet Pct 033	0	0	10	0	0	10					
V/M:	0	EV:	0	EN:	10	PR:	0	P/VBM:	0	GT:	10

A stylized graphic of the state of North Carolina. The state's outline is filled with a light blue color and contains several light blue stars. The background is a dark blue field with a pattern of light blue stars. In the bottom right corner, there are diagonal stripes in red, white, and blue, resembling the American flag.

# **MISCELLANEOUS REFERENDA**

RUN DATE:04/16/19 12:55 PM

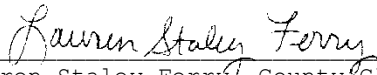
	VOTES	PERCENT		VOTES	PERCENT
01 = BALLOTS CAST	216		WILTON TOWNSHIP REFERENDUM		
			Vote for not more than 1		
			02 = YES	83	38.60
			03 = NO	132	61.40
			04 = OVER VOTES	0	
			05 = UNDER VOTES	1	
	-----				
	01	02	03	04	05
	-----				
0304 WILTON PCT 001	216	83	132	0	1

I, the undersigned do hereby certify that on April 23, 2019, I canvassed the returns of an election held on April 2, 2019 for WILTON TOWNSHIP and I proclaim that a total of 216 voters requested and received ballots and I do further certify that the following Question of Public Policy did receive the number of votes herein recorded and has **FAILED**.


*Shall the Wilton Township Road District, Will County, Illinois, be authorized to levy a new tax for the purposes of constructing or repairing bridges, culverts, drainage structures or grade separations, including approaches thereto, and have an additional tax of 0.25% of the equalized assessed value of the taxable property therein extended for such purposes?*

- 1) *The approximate amount of taxes extendable at the most recently extended limiting rate is \$136,079.27 and the approximate amount of taxes extendable if the proposition is approved is \$210,569.78.*
- 2) *For the 2018 levy year the approximate amount of the additional tax extendable against property containing a single family residence and having a fair market value at the time of the referendum of \$100,000 is estimated to be \$83.33.*

I further certify that the above is a true and complete Abstract of Votes and was prepared in my presence on April 23, 2019.

  
 \_\_\_\_\_  
 Lauren Staley Ferry, County Clerk  
 The County of Will, Illinois



The image features a stylized map of North Carolina in the center, filled with a light blue color. The map is set against a dark blue background that contains several light blue stars of varying sizes, reminiscent of the stars on the American flag. The bottom right corner of the image is decorated with a diagonal pattern of red, white, and blue stripes, also mimicking the American flag. The text is centered over the map in a bold, white, sans-serif font.

**TOTAL  
VOTER  
TURNOUT  
(BY PRECINCT)**

	TOTAL PERCENT				TOTAL PERCENT	
01 = REGISTERED VOTERS - TOTAL	439,720				03 = BALLOTS CAST - BLANK	35
02 = BALLOTS CAST - TOTAL	57,865				04 = VOTER TURNOUT - TOTAL	13.16
	01	02	03	04		
0001 CHANNAHON PCT 001	1495	.167	. . 1	11.17		
0002 CHANNAHON PCT 002	1739	.323	. . 0	18.57		
0003 CHANNAHON PCT 003	1487	.248	. . 1	16.68		
0004 CHANNAHON PCT 004	1282	.198	. . 0	15.44		
0005 CHANNAHON PCT 005	1577	.155	. . 0	9.83		
0006 CRETE PCT 001	1424	.191	. . 0	13.41		
0007 CRETE PCT 002	1402	.111	. . 0	7.92		
0008 CRETE PCT 003	1372	.133	. . 0	9.69		
0009 CRETE PCT 004	1378	.185	. . 0	13.43		
0010 CRETE PCT 005	1356	.138	. . 0	10.18		
0011 CRETE PCT 006	1386	.190	. . 0	13.71		
0012 CRETE PCT 007	1318	.93	. . 0	7.06		
0013 CRETE PCT 008	1410	.288	. . 0	20.43		
0014 CRETE PCT 009	1262	.291	. . 0	23.06		
0015 CRETE PCT 010	1052	.55	. . 0	5.23		
0016 CRETE PCT 011	1177	.149	. . 0	12.66		
0017 CRETE PCT 012	1138	.125	. . 0	10.98		
0018 CUSTER PCT 001	975	.59	. . 0	6.05		
0019 DU PAGE PCT 001	1616	.297	. . 0	18.38		
0020 DU PAGE PCT 002	1454	.284	. . 0	19.53		
0021 DU PAGE PCT 003	1496	.300	. . 0	20.05		
0022 DU PAGE PCT 004	1293	.202	. . 0	15.62		
0023 DU PAGE PCT 005	1217	.248	. . 0	20.38		
0024 DU PAGE PCT 006	1228	.259	. . 0	21.09		
0025 DU PAGE PCT 007	1387	.256	. . 0	18.46		
0026 DU PAGE PCT 008	1387	.255	. . 0	18.39		
0027 DU PAGE PCT 009	1160	.205	. . 0	17.67		
0028 DU PAGE PCT 010	1602	.295	. . 0	18.41		
0029 DU PAGE PCT 011	1469	.253	. . 0	17.22		
0030 DU PAGE PCT 012	1354	.249	. . 0	18.39		
0031 DU PAGE PCT 013	1738	.242	. . 0	13.92		
0032 DU PAGE PCT 014	1514	.301	. . 0	19.88		
0033 DU PAGE PCT 015	1338	.246	. . 0	18.39		
0034 DU PAGE PCT 016	1435	.305	. . 1	21.25		
0035 DU PAGE PCT 017	1686	.284	. . 0	16.84		
0036 DU PAGE PCT 018	1452	.246	. . 0	16.94		
0037 DU PAGE PCT 019	1603	.207	. . 0	12.91		
0038 DU PAGE PCT 020	1391	.182	. . 0	13.08		
0039 DU PAGE PCT 021	1584	.245	. . 0	15.47		
0040 DU PAGE PCT 022	1640	.310	. . 0	18.90		
0041 DU PAGE PCT 023	1881	.324	. . 0	17.22		
0042 DU PAGE PCT 024	1207	.199	. . 0	16.49		
0043 DU PAGE PCT 025	1330	.223	. . 0	16.77		
0044 DU PAGE PCT 026	1282	.214	. . 0	16.69		
0045 DU PAGE PCT 027	1708	.239	. . 0	13.99		
0046 DU PAGE PCT 028	1727	.205	. . 0	11.87		
0047 DU PAGE PCT 029	1571	.243	. . 0	15.47		
0048 DU PAGE PCT 030	1365	.211	. . 0	15.46		
0049 DU PAGE PCT 031	824	.174	. . 0	21.12		
0050 DU PAGE PCT 032	1773	.194	. . 0	10.94		
0051 DU PAGE PCT 033	1472	.125	. . 0	8.49		
0052 DU PAGE PCT 034	994	.159	. . 0	16.00		
0053 DU PAGE PCT 035	1204	.29	. . 0	2.41		
0054 DU PAGE PCT 036	1734	.214	. . 1	12.34		
0055 DU PAGE PCT 037	1436	.151	. . 0	10.52		
0056 FLORENCE PCT 001	624	.101	. . 1	16.19		

	TOTAL PERCENT				TOTAL PERCENT	
01 = REGISTERED VOTERS - TOTAL	439,720				03 = BALLOTS CAST - BLANK	35
02 = BALLOTS CAST - TOTAL	57,865				04 = VOTER TURNOUT - TOTAL	13.16
(CONTINUED FROM PREVIOUS PAGE)	01	02	03	04		
0057 FRANKFORT PCT 001	1952	.319	.0	16.34		
0058 FRANKFORT PCT 002	1587	.256	.0	16.13		
0059 FRANKFORT PCT 003	1555	.330	.0	21.22		
0060 FRANKFORT PCT 004	1381	.111	.0	8.04		
0061 FRANKFORT PCT 005	2071	.323	.0	15.60		
0062 FRANKFORT PCT 006	1258	.244	.0	19.40		
0063 FRANKFORT PCT 007	1334	.201	.0	15.07		
0064 FRANKFORT PCT 008	1756	.125	.0	7.12		
0065 FRANKFORT PCT 009	1438	.210	.0	14.60		
0066 FRANKFORT PCT 010	1428	.287	.0	20.10		
0067 FRANKFORT PCT 011	1858	.314	.0	16.90		
0068 FRANKFORT PCT 012	1253	.304	.0	24.26		
0069 FRANKFORT PCT 013	1236	.198	.0	16.02		
0070 FRANKFORT PCT 014	1443	.164	.0	11.37		
0071 FRANKFORT PCT 015	1368	.112	.0	8.19		
0072 FRANKFORT PCT 016	1603	.163	.0	10.17		
0073 FRANKFORT PCT 017	2020	.364	.0	18.02		
0074 FRANKFORT PCT 018	1307	.192	.0	14.69		
0075 FRANKFORT PCT 019	1458	.143	.0	9.81		
0076 FRANKFORT PCT 020	1504	.135	.0	8.98		
0077 FRANKFORT PCT 021	1287	.196	.0	15.23		
0078 FRANKFORT PCT 022	1324	.209	.0	15.79		
0079 FRANKFORT PCT 023	1279	.224	.0	17.51		
0080 FRANKFORT PCT 024	1419	.134	.1	9.44		
0081 FRANKFORT PCT 025	1273	.348	.0	27.34		
0082 FRANKFORT PCT 026	1400	.196	.0	14.00		
0083 FRANKFORT PCT 027	1185	.150	.0	12.66		
0084 FRANKFORT PCT 028	1626	.128	.1	7.87		
0085 GREEN GARDEN PCT 001	1405	.58	.0	4.13		
0086 GREEN GARDEN PCT 002	1481	.56	.0	3.78		
0087 HOMER PCT 001	1312	.102	.0	7.77		
0088 HOMER PCT 002	1608	.209	.0	13.00		
0089 HOMER PCT 003	1333	.155	.0	11.63		
0090 HOMER PCT 004	1487	.159	.1	10.69		
0091 HOMER PCT 005	1184	.159	.0	13.43		
0092 HOMER PCT 006	1392	.133	.0	9.55		
0093 HOMER PCT 007	1451	.236	.0	16.26		
0094 HOMER PCT 008	1375	.161	.1	11.71		
0095 HOMER PCT 009	1169	.130	.0	11.12		
0096 HOMER PCT 010	1673	.223	.0	13.33		
0097 HOMER PCT 011	1457	.227	.0	15.58		
0098 HOMER PCT 012	1567	.240	.0	15.32		
0099 HOMER PCT 013	1566	.159	.0	10.15		
0100 HOMER PCT 014	2191	.245	.0	11.18		
0101 HOMER PCT 015	1712	.166	.0	9.70		
0102 HOMER PCT 016	1349	.184	.0	13.64		
0103 HOMER PCT 017	1583	.181	.0	11.43		
0104 HOMER PCT 018	1791	.94	.0	5.25		
0105 JACKSON PCT 001	1480	.184	.1	12.43		
0106 JACKSON PCT 002	1356	.265	.0	19.54		
0107 JOLIET PCT 001	1419	.145	.0	10.22		
0108 JOLIET PCT 002	1027	.167	.0	16.26		
0109 JOLIET PCT 003	953	.134	.0	14.06		
0110 JOLIET PCT 004	1333	.163	.0	12.23		
0111 JOLIET PCT 005	1075	.94	.0	8.74		
0112 JOLIET PCT 006	1234	.115	.0	9.32		
0113 JOLIET PCT 007	1135	.158	.0	13.92		

01 = REGISTERED VOTERS - TOTAL  
02 = BALLOTS CAST - TOTAL

TOTAL PERCENT  
439,720  
57,865

03 = BALLOTS CAST - BLANK  
04 = VOTER TURNOUT - TOTAL

TOTAL PERCENT  
35  
13.16

(CONTINUED FROM PREVIOUS PAGE)

	01	02	03	04
0114 JOLIET PCT 008	1240	. 127	. . 0	10.24
0115 JOLIET PCT 009	1406	. 113	. . 0	8.04
0116 JOLIET PCT 010	1220	. 210	. . 0	17.21
0117 JOLIET PCT 011	1284	. 149	. . 0	11.60
0118 JOLIET PCT 012	1382	. 110	. . 0	7.96
0119 JOLIET PCT 013	1252	. 76	. . 0	6.07
0120 JOLIET PCT 014	1394	. 79	. . 0	5.67
0121 JOLIET PCT 015	1290	. 78	. . 0	6.05
0122 JOLIET PCT 016	1302	. 172	. . 0	13.21
0123 JOLIET PCT 017	1341	. 278	. . 0	20.73
0124 JOLIET PCT 018	1320	. 433	. . 0	32.80
0125 JOLIET PCT 019	1206	. 224	. . 0	18.57
0126 JOLIET PCT 020	1261	. 185	. . 1	14.67
0127 JOLIET PCT 021	1433	. 295	. . 0	20.59
0128 JOLIET PCT 022	1379	. 203	. . 2	14.72
0129 JOLIET PCT 023	1532	. 165	. . 0	10.77
0130 JOLIET PCT 024	1234	. 85	. . 0	6.89
0131 JOLIET PCT 025	1338	. 191	. . 0	14.28
0132 JOLIET PCT 026	1183	. 147	. . 0	12.43
0133 JOLIET PCT 027	684	. 53	. . 0	7.75
0134 JOLIET PCT 028	1202	. 121	. . 0	10.07
0135 JOLIET PCT 029	1292	. 117	. . 0	9.06
0136 JOLIET PCT 030	1263	. 74	. . 0	5.86
0137 JOLIET PCT 031	1270	. 169	. . 0	13.31
0138 JOLIET PCT 032	1122	. 134	. . 0	11.94
0139 JOLIET PCT 033	1134	. 121	. . 0	10.67
0140 JOLIET PCT 034	1144	. 127	. . 2	11.10
0141 JOLIET PCT 035	1306	. 184	. . 0	14.09
0142 JOLIET PCT 036	1118	. 131	. . 0	11.72
0143 JOLIET PCT 037	1223	. 140	. . 0	11.45
0144 LOCKPORT PCT 001	1827	. 406	. . 1	22.22
0145 LOCKPORT PCT 002	1776	. 142	. . 0	8.00
0146 LOCKPORT PCT 003	1578	. 106	. . 0	6.72
0147 LOCKPORT PCT 004	1328	. 105	. . 0	7.91
0148 LOCKPORT PCT 005	1386	. 189	. . 0	13.64
0149 LOCKPORT PCT 006	1920	. 76	. . 2	3.96
0150 LOCKPORT PCT 007	1791	. 103	. . 0	5.75
0151 LOCKPORT PCT 008	1555	. 65	. . 0	4.18
0152 LOCKPORT PCT 009	2109	. 343	. . 0	16.26
0153 LOCKPORT PCT 010	1471	. 203	. . 0	13.80
0154 LOCKPORT PCT 011	1439	. 236	. . 0	16.40
0155 LOCKPORT PCT 012	1474	. 162	. . 0	10.99
0156 LOCKPORT PCT 013	1936	. 548	. . 0	28.31
0157 LOCKPORT PCT 014	1345	. 193	. . 0	14.35
0158 LOCKPORT PCT 015	1301	. 192	. . 0	14.76
0159 LOCKPORT PCT 016	1535	. 231	. . 0	15.05
0160 LOCKPORT PCT 017	1406	. 346	. . 0	24.61
0161 LOCKPORT PCT 018	1569	. 134	. . 0	8.54
0162 LOCKPORT PCT 019	1332	. 294	. . 0	22.07
0163 LOCKPORT PCT 020	1300	. 201	. . 1	15.46
0164 LOCKPORT PCT 021	1404	. 164	. . 0	11.68
0165 LOCKPORT PCT 022	1216	. 183	. . 0	15.05
0166 LOCKPORT PCT 023	1100	. 150	. . 0	13.64
0167 LOCKPORT PCT 024	1032	. 105	. . 0	10.17
0168 MANHATTAN PCT 001	1531	. 162	. . 0	10.58
0169 MANHATTAN PCT 002	1599	. 261	. . 0	16.32
0170 MANHATTAN PCT 003	2066	. 134	. . 0	6.49

01 = REGISTERED VOTERS - TOTAL	TOTAL	PERCENT	03 = BALLOTS CAST - BLANK	TOTAL	PERCENT
02 = BALLOTS CAST - TOTAL	439,720		04 = VOTER TURNOUT - TOTAL	35	13.16
	57,865				

(CONTINUED FROM PREVIOUS PAGE)

	01	02	03	04
0171 MANHATTAN PCT 004	1506	.154	.0	10.23
0172 MONEE PCT 001	1211	.158	.0	13.05
0173 MONEE PCT 002	1373	.300	.0	21.85
0174 MONEE PCT 003	1414	.178	.1	12.59
0175 MONEE PCT 004	1428	.231	.0	16.18
0176 MONEE PCT 005	1220	.297	.0	24.34
0177 MONEE PCT 006	929	.251	.0	27.02
0178 MONEE PCT 007	1240	.404	.0	32.58
0179 MONEE PCT 008	1178	.206	.0	17.49
0180 NEW LENOX PCT 001	1329	.74	.0	5.57
0181 NEW LENOX PCT 002	1318	.85	.0	6.45
0182 NEW LENOX PCT 003	1204	.77	.0	6.40
0183 NEW LENOX PCT 004	1017	.111	.0	10.91
0184 NEW LENOX PCT 005	1280	.134	.0	10.47
0185 NEW LENOX PCT 006	1303	.92	.0	7.06
0186 NEW LENOX PCT 007	1872	.138	.1	7.37
0187 NEW LENOX PCT 008	1601	.98	.2	6.12
0188 NEW LENOX PCT 009	1490	.119	.0	7.99
0189 NEW LENOX PCT 010	1278	.215	.0	16.82
0190 NEW LENOX PCT 011	1436	.172	.0	11.98
0191 NEW LENOX PCT 012	1358	.95	.0	7.00
0192 NEW LENOX PCT 013	1417	.117	.0	8.26
0193 NEW LENOX PCT 014	2032	.142	.0	6.99
0194 NEW LENOX PCT 015	1427	.211	.0	14.79
0195 NEW LENOX PCT 016	1322	.189	.0	14.30
0196 NEW LENOX PCT 017	1527	.128	.0	8.38
0197 NEW LENOX PCT 018	1376	.133	.0	9.67
0198 NEW LENOX PCT 019	1584	.110	.0	6.94
0199 NEW LENOX PCT 020	2138	.157	.0	7.34
0200 PEOTONE PCT 001	1464	.166	.0	11.34
0201 PEOTONE PCT 002	1489	.134	.0	9.00
0202 PLAINFIELD PCT 001	1583	.149	.0	9.41
0203 PLAINFIELD PCT 002	1543	.115	.0	7.45
0204 PLAINFIELD PCT 003	1328	.112	.0	8.43
0205 PLAINFIELD PCT 004	775	.23	.0	2.97
0206 PLAINFIELD PCT 005	1458	.54	.0	3.70
0207 PLAINFIELD PCT 006	1458	.38	.1	2.61
0208 PLAINFIELD PCT 007	1792	.56	.0	3.13
0209 PLAINFIELD PCT 008	1501	.153	.0	10.19
0210 PLAINFIELD PCT 009	1788	.129	.0	7.21
0211 PLAINFIELD PCT 010	1269	.191	.0	15.05
0212 PLAINFIELD PCT 011	755	.17	.0	2.25
0213 PLAINFIELD PCT 012	1434	.68	.0	4.74
0214 PLAINFIELD PCT 013	1836	.142	.0	7.73
0215 PLAINFIELD PCT 014	1417	.177	.1	12.49
0216 PLAINFIELD PCT 015	1413	.124	.0	8.78
0217 PLAINFIELD PCT 016	1432	.88	.1	6.15
0218 PLAINFIELD PCT 017	1622	.63	.0	3.88
0219 PLAINFIELD PCT 018	1586	.84	.0	5.30
0220 PLAINFIELD PCT 019	1453	.71	.0	4.89
0221 PLAINFIELD PCT 020	1939	.100	.0	5.16
0222 PLAINFIELD PCT 021	1219	.127	.0	10.42
0223 PLAINFIELD PCT 022	2025	.103	.0	5.09
0224 PLAINFIELD PCT 023	1185	.68	.0	5.74
0225 PLAINFIELD PCT 024	1228	.132	.0	10.75
0226 PLAINFIELD PCT 025	1612	.53	.0	3.29
0227 PLAINFIELD PCT 026	1393	.23	.0	1.65

	TOTAL PERCENT				TOTAL PERCENT	
01 = REGISTERED VOTERS - TOTAL	439,720				03 = BALLOTS CAST - BLANK	35
02 = BALLOTS CAST - TOTAL	57,865				04 = VOTER TURNOUT - TOTAL	13.16
(CONTINUED FROM PREVIOUS PAGE)	01	02	03	04		
0228 PLAINFIELD PCT 027	1604	. 65	. . 1	4.05		
0229 PLAINFIELD PCT 028	1533	. 51	. . 0	3.33		
0230 PLAINFIELD PCT 029	1338	. 67	. . 0	5.01		
0231 PLAINFIELD PCT 030	1354	. 124	. . 0	9.16		
0232 PLAINFIELD PCT 031	1324	. 96	. . 0	7.25		
0233 PLAINFIELD PCT 032	1301	. 81	. . 0	6.23		
0234 PLAINFIELD PCT 033	1421	. 182	. . 1	12.81		
0235 PLAINFIELD PCT 034	1128	. 91	. . 0	8.07		
0236 PLAINFIELD PCT 035	1384	. 64	. . 0	4.62		
0237 REED PCT 001	1468	. 442	. . 0	30.11		
0238 REED PCT 002	1512	. 520	. . 0	34.39		
0239 REED PCT 003	1500	. 426	. . 0	28.40		
0240 TROY PCT 001	2289	. 154	. . 1	6.73		
0241 TROY PCT 002	1736	. 102	. . 0	5.88		
0242 TROY PCT 003	1249	. 147	. . 1	11.77		
0243 TROY PCT 004	1291	. 191	. . 0	14.79		
0244 TROY PCT 005	1189	. 220	. . 0	18.50		
0245 TROY PCT 006	916	. 98	. . 0	10.70		
0246 TROY PCT 007	1944	. 205	. . 0	10.55		
0247 TROY PCT 008	2153	. 342	. . 0	15.88		
0248 TROY PCT 009	1292	. 256	. . 0	19.81		
0249 TROY PCT 010	1446	. 249	. . 0	17.22		
0250 TROY PCT 011	1669	. 479	. . 0	28.70		
0251 TROY PCT 012	1428	. 307	. . 0	21.50		
0252 TROY PCT 013	2046	. 636	. . 0	31.09		
0253 TROY PCT 014	1439	. 353	. . 0	24.53		
0254 TROY PCT 015	1484	. 243	. . 0	16.37		
0255 TROY PCT 016	1498	. 329	. . 0	21.96		
0256 TROY PCT 017	1576	. 331	. . 0	21.00		
0257 TROY PCT 018	1202	. 142	. . 0	11.81		
0258 TROY PCT 019	1473	. 129	. . 0	8.76		
0259 TROY PCT 020	1638	. 437	. . 0	26.68		
0260 TROY PCT 021	1397	. 422	. . 0	30.21		
0261 TROY PCT 022	729	. 205	. . 0	28.12		
0262 WASHINGTON PCT 001	1366	. 338	. . 0	24.74		
0263 WASHINGTON PCT 002	1571	. 300	. . 0	19.10		
0264 WASHINGTON PCT 003	1275	. 244	. . 0	19.14		
0265 WESLEY PCT 001	1517	. 98	. . 0	6.46		
0266 WHEATLAND PCT 001	2044	. 165	. . 0	8.07		
0267 WHEATLAND PCT 002	1991	. 482	. . 0	24.21		
0268 WHEATLAND PCT 003	1684	. 193	. . 0	11.46		
0269 WHEATLAND PCT 004	2030	. 181	. . 0	8.92		
0270 WHEATLAND PCT 005	1780	. 274	. . 0	15.39		
0271 WHEATLAND PCT 006	1324	. 193	. . 0	14.58		
0272 WHEATLAND PCT 007	1389	. 226	. . 0	16.27		
0273 WHEATLAND PCT 008	1431	. 242	. . 0	16.91		
0274 WHEATLAND PCT 009	1688	. 294	. . 0	17.42		
0275 WHEATLAND PCT 010	1478	. 227	. . 0	15.36		
0276 WHEATLAND PCT 011	2312	. 223	. . 0	9.65		
0277 WHEATLAND PCT 012	1499	. 195	. . 0	13.01		
0278 WHEATLAND PCT 013	1318	. 146	. . 0	11.08		
0279 WHEATLAND PCT 014	1618	. 277	. . 1	17.12		
0280 WHEATLAND PCT 015	1502	. 176	. . 0	11.72		
0281 WHEATLAND PCT 016	1659	. 78	. . 0	4.70		
0282 WHEATLAND PCT 017	1590	. 238	. . 0	14.97		
0283 WHEATLAND PCT 018	1578	. 224	. . 0	14.20		
0284 WHEATLAND PCT 019	1284	. 225	. . 0	17.52		

	TOTAL		PERCENT			TOTAL		PERCENT	
01 = REGISTERED VOTERS - TOTAL	439,720				03 = BALLOTS CAST - BLANK	35			
02 = BALLOTS CAST - TOTAL	57,865				04 = VOTER TURNOUT - TOTAL			13.16	
(CONTINUED FROM PREVIOUS PAGE)	01	02	03	04					
0285 WHEATLAND PCT 020	1365	.266	.0	19.49					
0286 WHEATLAND PCT 021	1281	.290	.1	22.64					
0287 WHEATLAND PCT 022	1647	.336	.0	20.40					
0288 WHEATLAND PCT 023	1788	.115	.0	6.43					
0289 WHEATLAND PCT 024	1412	.318	.0	22.52					
0290 WHEATLAND PCT 025	1647	.83	.0	5.04					
0291 WHEATLAND PCT 026	2016	.161	.0	7.99					
0292 WHEATLAND PCT 027	1959	.366	.0	18.68					
0293 WHEATLAND PCT 028	1801	.123	.0	6.83					
0294 WHEATLAND PCT 029	1750	.185	.1	10.57					
0295 WHEATLAND PCT 030	1640	.140	.0	8.54					
0296 WHEATLAND PCT 031	1369	.124	.0	9.06					
0297 WHEATLAND PCT 032	1561	.211	.1	13.52					
0298 WHEATLAND PCT 033	1632	.209	.0	12.81					
0299 WHEATLAND PCT 034	2208	.309	.1	13.99					
0300 WILL PCT 001	1179	.103	.0	8.74					
0301 WILMINGTON PCT 001	1366	.215	.0	15.74					
0302 WILMINGTON PCT 002	1220	.134	.0	10.98					
0303 WILMINGTON PCT 003	1383	.318	.0	22.99					
0304 WILTON PCT 001	624	.216	.0	34.62					

A stylized graphic of the state of North Carolina. The background is dark blue with light blue stars. The state's outline is filled with a light blue color, also containing light blue stars. A diagonal band of red, white, and blue stripes runs across the bottom right corner. The text "VOTE BY MAIL" is centered in large white letters, with "(BY PRECINCT)" below it in smaller white letters.

# VOTE BY MAIL

(BY PRECINCT)



	TOTAL PERCENT				TOTAL PERCENT
	01	02	03	04	
01 = REGISTERED VOTERS - TOTAL	439,720				03 = BALLOTS CAST - BLANK
02 = BALLOTS CAST - TOTAL	4,119				04 = VOTER TURNOUT - TOTAL
	01	02	03	04	4
					.94
0001 CHANNAHON PCT 001	1495	10	0	.67	
0002 CHANNAHON PCT 002	1739	11	0	.63	
0003 CHANNAHON PCT 003	1487	9	0	.61	
0004 CHANNAHON PCT 004	1282	6	0	.47	
0005 CHANNAHON PCT 005	1577	4	0	.25	
0006 CRETE PCT 001	1424	9	0	.63	
0007 CRETE PCT 002	1402	6	0	.43	
0008 CRETE PCT 003	1372	5	0	.36	
0009 CRETE PCT 004	1378	18	0	1.31	
0010 CRETE PCT 005	1356	10	0	.74	
0011 CRETE PCT 006	1386	19	0	1.37	
0012 CRETE PCT 007	1318	13	0	.99	
0013 CRETE PCT 008	1410	19	0	1.35	
0014 CRETE PCT 009	1262	8	0	.63	
0015 CRETE PCT 010	1052	6	0	.57	
0016 CRETE PCT 011	1177	8	0	.68	
0017 CRETE PCT 012	1138	11	0	.97	
0018 CUSTER PCT 001	975	3	0	.31	
0019 DU PAGE PCT 001	1616	13	0	.80	
0020 DU PAGE PCT 002	1454	11	0	.76	
0021 DU PAGE PCT 003	1496	10	0	.67	
0022 DU PAGE PCT 004	1293	21	0	1.62	
0023 DU PAGE PCT 005	1217	12	0	.99	
0024 DU PAGE PCT 006	1228	24	0	1.95	
0025 DU PAGE PCT 007	1387	11	0	.79	
0026 DU PAGE PCT 008	1387	16	0	1.15	
0027 DU PAGE PCT 009	1160	18	0	1.55	
0028 DU PAGE PCT 010	1602	32	0	2.00	
0029 DU PAGE PCT 011	1469	15	0	1.02	
0030 DU PAGE PCT 012	1354	21	0	1.55	
0031 DU PAGE PCT 013	1738	24	0	1.38	
0032 DU PAGE PCT 014	1514	35	0	2.31	
0033 DU PAGE PCT 015	1338	27	0	2.02	
0034 DU PAGE PCT 016	1435	35	0	2.44	
0035 DU PAGE PCT 017	1686	21	0	1.25	
0036 DU PAGE PCT 018	1452	24	0	1.65	
0037 DU PAGE PCT 019	1603	15	0	.94	
0038 DU PAGE PCT 020	1391	7	0	.50	
0039 DU PAGE PCT 021	1584	20	0	1.26	
0040 DU PAGE PCT 022	1640	10	0	.61	
0041 DU PAGE PCT 023	1881	31	0	1.65	
0042 DU PAGE PCT 024	1207	13	0	1.08	
0043 DU PAGE PCT 025	1330	31	0	2.33	
0044 DU PAGE PCT 026	1282	9	0	.70	
0045 DU PAGE PCT 027	1708	25	0	1.46	
0046 DU PAGE PCT 028	1727	23	0	1.33	
0047 DU PAGE PCT 029	1571	15	0	.95	
0048 DU PAGE PCT 030	1365	35	0	2.56	
0049 DU PAGE PCT 031	824	19	0	2.31	
0050 DU PAGE PCT 032	1773	9	0	.51	
0051 DU PAGE PCT 033	1472	12	0	.82	
0052 DU PAGE PCT 034	994	17	0	1.71	
0053 DU PAGE PCT 035	1204	1	0	.08	
0054 DU PAGE PCT 036	1734	10	0	.58	
0055 DU PAGE PCT 037	1436	7	0	.49	
0056 FLORENCE PCT 001	624	15	0	2.40	


	TOTAL PERCENT				TOTAL PERCENT	
01 = REGISTERED VOTERS - TOTAL	439,720				03 = BALLOTS CAST - BLANK	4
02 = BALLOTS CAST - TOTAL	4,119				04 = VOTER TURNOUT - TOTAL	.94
(CONTINUED FROM PREVIOUS PAGE)	01	02	03	04		
0057 FRANKFORT PCT 001	1952	.8	.0	.41		
0058 FRANKFORT PCT 002	1587	.35	.0	2.21		
0059 FRANKFORT PCT 003	1555	.14	.0	.90		
0060 FRANKFORT PCT 004	1381	.2	.0	.14		
0061 FRANKFORT PCT 005	2071	.19	.0	.92		
0062 FRANKFORT PCT 006	1258	.5	.0	.40		
0063 FRANKFORT PCT 007	1334	.13	.0	.97		
0064 FRANKFORT PCT 008	1756	.10	.0	.57		
0065 FRANKFORT PCT 009	1438	.18	.0	1.25		
0066 FRANKFORT PCT 010	1428	.29	.0	2.03		
0067 FRANKFORT PCT 011	1858	.19	.0	1.02		
0068 FRANKFORT PCT 012	1253	.10	.0	.80		
0069 FRANKFORT PCT 013	1236	.7	.0	.57		
0070 FRANKFORT PCT 014	1443	.4	.0	.28		
0071 FRANKFORT PCT 015	1368	.6	.0	.44		
0072 FRANKFORT PCT 016	1603	.12	.0	.75		
0073 FRANKFORT PCT 017	2020	.13	.0	.64		
0074 FRANKFORT PCT 018	1307	.6	.0	.46		
0075 FRANKFORT PCT 019	1458	.8	.0	.55		
0076 FRANKFORT PCT 020	1504	.8	.0	.53		
0077 FRANKFORT PCT 021	1287	.4	.0	.31		
0078 FRANKFORT PCT 022	1324	.16	.0	1.21		
0079 FRANKFORT PCT 023	1279	.12	.0	.94		
0080 FRANKFORT PCT 024	1419	.7	.0	.49		
0081 FRANKFORT PCT 025	1273	.10	.0	.79		
0082 FRANKFORT PCT 026	1400	.12	.0	.86		
0083 FRANKFORT PCT 027	1185	.10	.0	.84		
0084 FRANKFORT PCT 028	1626	.11	.0	.68		
0085 GREEN GARDEN PCT 001	1405	.6	.0	.43		
0086 GREEN GARDEN PCT 002	1481	.13	.0	.88		
0087 HOMER PCT 001	1312	.11	.0	.84		
0088 HOMER PCT 002	1608	.4	.0	.25		
0089 HOMER PCT 003	1333	.13	.0	.98		
0090 HOMER PCT 004	1487	.9	.0	.61		
0091 HOMER PCT 005	1184	.7	.0	.59		
0092 HOMER PCT 006	1392	.8	.0	.57		
0093 HOMER PCT 007	1451	.11	.0	.76		
0094 HOMER PCT 008	1375	.24	.0	1.75		
0095 HOMER PCT 009	1169	.7	.0	.60		
0096 HOMER PCT 010	1673	.20	.0	1.20		
0097 HOMER PCT 011	1457	.16	.0	1.10		
0098 HOMER PCT 012	1567	.13	.0	.83		
0099 HOMER PCT 013	1566	.9	.0	.57		
0100 HOMER PCT 014	2191	.16	.0	.73		
0101 HOMER PCT 015	1712	.14	.0	.82		
0102 HOMER PCT 016	1349	.15	.0	1.11		
0103 HOMER PCT 017	1583	.21	.0	1.33		
0104 HOMER PCT 018	1791	.15	.0	.84		
0105 JACKSON PCT 001	1480	.11	.0	.74		
0106 JACKSON PCT 002	1356	.18	.0	1.33		
0107 JOLIET PCT 001	1419	.15	.0	1.06		
0108 JOLIET PCT 002	1027	.9	.0	.88		
0109 JOLIET PCT 003	953	.9	.0	.94		
0110 JOLIET PCT 004	1333	.20	.0	1.50		
0111 JOLIET PCT 005	1075	.14	.0	1.30		
0112 JOLIET PCT 006	1234	.3	.0	.24		
0113 JOLIET PCT 007	1135	.4	.0	.35		

	TOTAL PERCENT				TOTAL PERCENT	
01 = REGISTERED VOTERS - TOTAL	439,720				03 = BALLOTS CAST - BLANK	4
02 = BALLOTS CAST - TOTAL	4,119				04 = VOTER TURNOUT - TOTAL	.94
(CONTINUED FROM PREVIOUS PAGE)	01	02	03	04		
0114 JOLIET PCT 008	1240	.13	.00	1.05		
0115 JOLIET PCT 009	1406	.12	.00	.85		
0116 JOLIET PCT 010	1220	.18	.00	1.48		
0117 JOLIET PCT 011	1284	.08	.00	.62		
0118 JOLIET PCT 012	1382	.09	.00	.65		
0119 JOLIET PCT 013	1252	.03	.00	.24		
0120 JOLIET PCT 014	1394	.03	.00	.22		
0121 JOLIET PCT 015	1290	.02	.00	.16		
0122 JOLIET PCT 016	1302	.11	.00	.84		
0123 JOLIET PCT 017	1341	.14	.00	1.04		
0124 JOLIET PCT 018	1320	.26	.00	1.97		
0125 JOLIET PCT 019	1206	.12	.00	1.00		
0126 JOLIET PCT 020	1261	.27	.00	2.14		
0127 JOLIET PCT 021	1433	.14	.00	.98		
0128 JOLIET PCT 022	1379	.15	.00	1.09		
0129 JOLIET PCT 023	1532	.11	.00	.72		
0130 JOLIET PCT 024	1234	.06	.00	.49		
0131 JOLIET PCT 025	1338	.22	.00	1.64		
0132 JOLIET PCT 026	1183	.10	.00	.85		
0133 JOLIET PCT 027	684	.01	.00	.15		
0134 JOLIET PCT 028	1202	.08	.00	.67		
0135 JOLIET PCT 029	1292	.05	.00	.39		
0136 JOLIET PCT 030	1263	.06	.00	.48		
0137 JOLIET PCT 031	1270	.11	.00	.87		
0138 JOLIET PCT 032	1122	.05	.00	.45		
0139 JOLIET PCT 033	1134	.04	.00	.35		
0140 JOLIET PCT 034	1144	.21	.02	1.84		
0141 JOLIET PCT 035	1306	.22	.00	1.68		
0142 JOLIET PCT 036	1118	.15	.00	1.34		
0143 JOLIET PCT 037	1223	.04	.00	.33		
0144 LOCKPORT PCT 001	1827	.40	.00	2.19		
0145 LOCKPORT PCT 002	1776	.10	.00	.56		
0146 LOCKPORT PCT 003	1578	.05	.00	.32		
0147 LOCKPORT PCT 004	1328	.14	.00	1.05		
0148 LOCKPORT PCT 005	1386	.21	.00	1.52		
0149 LOCKPORT PCT 006	1920	.04	.00	.21		
0150 LOCKPORT PCT 007	1791	.03	.00	.17		
0151 LOCKPORT PCT 008	1555	.01	.00	.06		
0152 LOCKPORT PCT 009	2109	.30	.00	1.42		
0153 LOCKPORT PCT 010	1471	.16	.00	1.09		
0154 LOCKPORT PCT 011	1439	.19	.00	1.32		
0155 LOCKPORT PCT 012	1474	.11	.00	.75		
0156 LOCKPORT PCT 013	1936	.65	.00	3.36		
0157 LOCKPORT PCT 014	1345	.12	.00	.89		
0158 LOCKPORT PCT 015	1301	.09	.00	.69		
0159 LOCKPORT PCT 016	1535	.17	.00	1.11		
0160 LOCKPORT PCT 017	1406	.15	.00	1.07		
0161 LOCKPORT PCT 018	1569	.15	.00	.96		
0162 LOCKPORT PCT 019	1332	.15	.00	1.13		
0163 LOCKPORT PCT 020	1300	.16	.01	1.23		
0164 LOCKPORT PCT 021	1404	.18	.00	1.28		
0165 LOCKPORT PCT 022	1216	.12	.00	.99		
0166 LOCKPORT PCT 023	1100	.10	.00	.91		
0167 LOCKPORT PCT 024	1032	.05	.00	.48		
0168 MANHATTAN PCT 001	1531	.11	.00	.72		
0169 MANHATTAN PCT 002	1599	.09	.00	.56		
0170 MANHATTAN PCT 003	2066	.14	.00	.68		

	TOTAL PERCENT				TOTAL PERCENT	
01 = REGISTERED VOTERS - TOTAL	439,720				03 = BALLOTS CAST - BLANK	4
02 = BALLOTS CAST - TOTAL	4,119				04 = VOTER TURNOUT - TOTAL	.94
(CONTINUED FROM PREVIOUS PAGE)	01	02	03	04		
0171 MANHATTAN PCT 004	1506	. . 4	. . 0	. . 27		
0172 MONEE PCT 001	1211	. 18	. . 0	1.49		
0173 MONEE PCT 002	1373	. 17	. . 0	1.24		
0174 MONEE PCT 003	1414	. 12	. . 0	. . 85		
0175 MONEE PCT 004	1428	. 16	. . 0	1.12		
0176 MONEE PCT 005	1220	. 16	. . 0	1.31		
0177 MONEE PCT 006	929	. 20	. . 0	2.15		
0178 MONEE PCT 007	1240	. 25	. . 0	2.02		
0179 MONEE PCT 008	1178	. . 6	. . 0	. . 51		
0180 NEW LENOX PCT 001	1329	. . 9	. . 0	. . 68		
0181 NEW LENOX PCT 002	1318	. . 9	. . 0	. . 68		
0182 NEW LENOX PCT 003	1204	. . 6	. . 0	. . 50		
0183 NEW LENOX PCT 004	1017	. 13	. . 0	1.28		
0184 NEW LENOX PCT 005	1280	. . 9	. . 0	. . 70		
0185 NEW LENOX PCT 006	1303	. . 5	. . 0	. . 38		
0186 NEW LENOX PCT 007	1872	. 10	. . 0	. . 53		
0187 NEW LENOX PCT 008	1601	. 12	. . 0	. . 75		
0188 NEW LENOX PCT 009	1490	. . 4	. . 0	. . 27		
0189 NEW LENOX PCT 010	1278	. . 9	. . 0	. . 70		
0190 NEW LENOX PCT 011	1436	. . 4	. . 0	. . 28		
0191 NEW LENOX PCT 012	1358	. . 5	. . 0	. . 37		
0192 NEW LENOX PCT 013	1417	. . 1	. . 0	. . 07		
0193 NEW LENOX PCT 014	2032	. . 7	. . 0	. . 34		
0194 NEW LENOX PCT 015	1427	. 18	. . 0	1.26		
0195 NEW LENOX PCT 016	1322	. . 8	. . 0	. . 61		
0196 NEW LENOX PCT 017	1527	. 20	. . 0	1.31		
0197 NEW LENOX PCT 018	1376	. . 7	. . 0	. . 51		
0198 NEW LENOX PCT 019	1584	. . 5	. . 0	. . 32		
0199 NEW LENOX PCT 020	2138	. 12	. . 0	. . 56		
0200 PEOTONE PCT 001	1464	. 17	. . 0	1.16		
0201 PEOTONE PCT 002	1489	. 17	. . 0	1.14		
0202 PLAINFIELD PCT 001	1583	. 17	. . 0	1.07		
0203 PLAINFIELD PCT 002	1543	. . 7	. . 0	. . 45		
0204 PLAINFIELD PCT 003	1328	. . 9	. . 0	. . 68		
0205 PLAINFIELD PCT 004	775	. . 1	. . 0	. . 13		
0206 PLAINFIELD PCT 005	1458	. . 8	. . 0	. . 55		
0207 PLAINFIELD PCT 006	1458	. . 3	. . 0	. . 21		
0208 PLAINFIELD PCT 007	1792	. . 3	. . 0	. . 17		
0209 PLAINFIELD PCT 008	1501	. . 4	. . 0	. . 27		
0210 PLAINFIELD PCT 009	1788	. 11	. . 0	. . 62		
0211 PLAINFIELD PCT 010	1269	. 12	. . 0	. . 95		
0212 PLAINFIELD PCT 011	755	. . 5	. . 0	. . 66		
0213 PLAINFIELD PCT 012	1434	. . 2	. . 0	. . 14		
0214 PLAINFIELD PCT 013	1836	. 12	. . 0	. . 65		
0215 PLAINFIELD PCT 014	1417	. 13	. . 0	. . 92		
0216 PLAINFIELD PCT 015	1413	. 12	. . 0	. . 85		
0217 PLAINFIELD PCT 016	1432	. . 8	. . 0	. . 56		
0218 PLAINFIELD PCT 017	1622	. . 9	. . 0	. . 55		
0219 PLAINFIELD PCT 018	1586	. . 4	. . 0	. . 25		
0220 PLAINFIELD PCT 019	1453	. . 3	. . 0	. . 21		
0221 PLAINFIELD PCT 020	1939	. 16	. . 0	. . 83		
0222 PLAINFIELD PCT 021	1219	. 17	. . 0	1.39		
0223 PLAINFIELD PCT 022	2025	. 19	. . 0	. . 94		
0224 PLAINFIELD PCT 023	1185	. . 3	. . 0	. . 25		
0225 PLAINFIELD PCT 024	1228	. 30	. . 0	2.44		
0226 PLAINFIELD PCT 025	1612	. . 1	. . 0	. . 06		
0227 PLAINFIELD PCT 026	1393	. . 4	. . 0	. . 29		

	TOTAL PERCENT				TOTAL PERCENT	
01 = REGISTERED VOTERS - TOTAL	439,720				03 = BALLOTS CAST - BLANK	4
02 = BALLOTS CAST - TOTAL	4,119				04 = VOTER TURNOUT - TOTAL	.94
(CONTINUED FROM PREVIOUS PAGE)	01	02	03	04		
0228 PLAINFIELD PCT 027	1604	.10	.0	.62		
0229 PLAINFIELD PCT 028	1533	.2	.0	.13		
0230 PLAINFIELD PCT 029	1338	.4	.0	.30		
0231 PLAINFIELD PCT 030	1354	.21	.0	1.55		
0232 PLAINFIELD PCT 031	1324	.9	.0	.68		
0233 PLAINFIELD PCT 032	1301	.6	.0	.46		
0234 PLAINFIELD PCT 033	1421	.13	.0	.91		
0235 PLAINFIELD PCT 034	1128	.13	.0	1.15		
0236 PLAINFIELD PCT 035	1384	.4	.0	.29		
0237 REED PCT 001	1468	.28	.0	1.91		
0238 REED PCT 002	1512	.56	.0	3.70		
0239 REED PCT 003	1500	.18	.0	1.20		
0240 TROY PCT 001	2289	.8	.0	.35		
0241 TROY PCT 002	1736	.14	.0	.81		
0242 TROY PCT 003	1249	.6	.1	.48		
0243 TROY PCT 004	1291	.23	.0	1.78		
0244 TROY PCT 005	1189	.28	.0	2.35		
0245 TROY PCT 006	916	.8	.0	.87		
0246 TROY PCT 007	1944	.19	.0	.98		
0247 TROY PCT 008	2153	.46	.0	2.14		
0248 TROY PCT 009	1292	.20	.0	1.55		
0249 TROY PCT 010	1446	.24	.0	1.66		
0250 TROY PCT 011	1669	.42	.0	2.52		
0251 TROY PCT 012	1428	.22	.0	1.54		
0252 TROY PCT 013	2046	.36	.0	1.76		
0253 TROY PCT 014	1439	.17	.0	1.18		
0254 TROY PCT 015	1484	.17	.0	1.15		
0255 TROY PCT 016	1498	.72	.0	4.81		
0256 TROY PCT 017	1576	.14	.0	.89		
0257 TROY PCT 018	1202	.4	.0	.33		
0258 TROY PCT 019	1473	.4	.0	.27		
0259 TROY PCT 020	1638	.14	.0	.85		
0260 TROY PCT 021	1397	.11	.0	.79		
0261 TROY PCT 022	729	.5	.0	.69		
0262 WASHINGTON PCT 001	1366	.21	.0	1.54		
0263 WASHINGTON PCT 002	1571	.11	.0	.70		
0264 WASHINGTON PCT 003	1275	.7	.0	.55		
0265 WESLEY PCT 001	1517	.5	.0	.33		
0266 WHEATLAND PCT 001	2044	.22	.0	1.08		
0267 WHEATLAND PCT 002	1991	.46	.0	2.31		
0268 WHEATLAND PCT 003	1684	.13	.0	.77		
0269 WHEATLAND PCT 004	2030	.10	.0	.49		
0270 WHEATLAND PCT 005	1780	.14	.0	.79		
0271 WHEATLAND PCT 006	1324	.6	.0	.45		
0272 WHEATLAND PCT 007	1389	.11	.0	.79		
0273 WHEATLAND PCT 008	1431	.14	.0	.98		
0274 WHEATLAND PCT 009	1688	.24	.0	1.42		
0275 WHEATLAND PCT 010	1478	.9	.0	.61		
0276 WHEATLAND PCT 011	2312	.19	.0	.82		
0277 WHEATLAND PCT 012	1499	.4	.0	.27		
0278 WHEATLAND PCT 013	1318	.8	.0	.61		
0279 WHEATLAND PCT 014	1618	.9	.0	.56		
0280 WHEATLAND PCT 015	1502	.11	.0	.73		
0281 WHEATLAND PCT 016	1659	.8	.0	.48		
0282 WHEATLAND PCT 017	1590	.7	.0	.44		
0283 WHEATLAND PCT 018	1578	.12	.0	.76		
0284 WHEATLAND PCT 019	1284	.15	.0	1.17		

	TOTAL PERCENT					TOTAL PERCENT	
01 = REGISTERED VOTERS - TOTAL	439,720				03 = BALLOTS CAST - BLANK	4	
02 = BALLOTS CAST - TOTAL	4,119				04 = VOTER TURNOUT - TOTAL		.94
	01	02	03	04			
(CONTINUED FROM PREVIOUS PAGE)							
0285 WHEATLAND PCT 020	1365	. . 2	. . 0	. . 15			
0286 WHEATLAND PCT 021	1281	. 13	. . 0	1.01			
0287 WHEATLAND PCT 022	1647	. 46	. . 0	2.79			
0288 WHEATLAND PCT 023	1788	. . 7	. . 0	. . 39			
0289 WHEATLAND PCT 024	1412	. 40	. . 0	2.83			
0290 WHEATLAND PCT 025	1647	. . 7	. . 0	. . 43			
0291 WHEATLAND PCT 026	2016	. . 8	. . 0	. . 40			
0292 WHEATLAND PCT 027	1959	. 56	. . 0	2.86			
0293 WHEATLAND PCT 028	1801	. 12	. . 0	. . 67			
0294 WHEATLAND PCT 029	1750	. 11	. . 0	. . 63			
0295 WHEATLAND PCT 030	1640	. . 4	. . 0	. . 24			
0296 WHEATLAND PCT 031	1369	. . 4	. . 0	. . 29			
0297 WHEATLAND PCT 032	1561	. 11	. . 0	. . 70			
0298 WHEATLAND PCT 033	1632	. . 9	. . 0	. . 55			
0299 WHEATLAND PCT 034	2208	. 10	. . 0	. . 45			
0300 WILL PCT 001	1179	. . 6	. . 0	. . 51			
0301 WILMINGTON PCT 001	1366	. . 8	. . 0	. . 59			
0302 WILMINGTON PCT 002	1220	. . 9	. . 0	. . 74			
0303 WILMINGTON PCT 003	1383	. 18	. . 0	1.30			
0304 WILTON PCT 001	624	. 13	. . 0	2.08			

A stylized graphic of the state of North Carolina. The state's outline is filled with a light blue color and contains several light blue stars. The background is a dark blue field with a pattern of light blue stars. In the bottom right corner, there are diagonal stripes in red, white, and blue, resembling the American flag.

# **EARLY VOTING**

**(BY PRECINCT)**

	TOTAL PERCENT				TOTAL PERCENT	
	439,720				03 = BALLOTS CAST - BLANK	TOTAL
	8,266				04 = VOTER TURNOUT - TOTAL	7
	01	02	03	04		1.88
0001 CHANNAHON PCT 001	1495	20	0	1.34		
0002 CHANNAHON PCT 002	1739	61	0	3.51		
0003 CHANNAHON PCT 003	1487	37	1	2.49		
0004 CHANNAHON PCT 004	1282	22	0	1.72		
0005 CHANNAHON PCT 005	1577	10	0	.63		
0006 CRETE PCT 001	1424	9	0	.63		
0007 CRETE PCT 002	1402	7	0	.50		
0008 CRETE PCT 003	1372	4	0	.29		
0009 CRETE PCT 004	1378	25	0	1.81		
0010 CRETE PCT 005	1356	17	0	1.25		
0011 CRETE PCT 006	1386	23	0	1.66		
0012 CRETE PCT 007	1318	8	0	.61		
0013 CRETE PCT 008	1410	13	0	.92		
0014 CRETE PCT 009	1262	17	0	1.35		
0015 CRETE PCT 010	1052	5	0	.48		
0016 CRETE PCT 011	1177	12	0	1.02		
0017 CRETE PCT 012	1138	6	0	.53		
0018 CUSTER PCT 001	975	0	0	.00		
0019 DU PAGE PCT 001	1616	38	0	2.35		
0020 DU PAGE PCT 002	1454	63	0	4.33		
0021 DU PAGE PCT 003	1496	53	0	3.54		
0022 DU PAGE PCT 004	1293	48	0	3.71		
0023 DU PAGE PCT 005	1217	46	0	3.78		
0024 DU PAGE PCT 006	1228	69	0	5.62		
0025 DU PAGE PCT 007	1387	36	0	2.60		
0026 DU PAGE PCT 008	1387	74	0	5.34		
0027 DU PAGE PCT 009	1160	38	0	3.28		
0028 DU PAGE PCT 010	1602	71	0	4.43		
0029 DU PAGE PCT 011	1469	71	0	4.83		
0030 DU PAGE PCT 012	1354	54	0	3.99		
0031 DU PAGE PCT 013	1738	42	0	2.42		
0032 DU PAGE PCT 014	1514	67	0	4.43		
0033 DU PAGE PCT 015	1338	63	0	4.71		
0034 DU PAGE PCT 016	1435	64	0	4.46		
0035 DU PAGE PCT 017	1686	47	0	2.79		
0036 DU PAGE PCT 018	1452	55	0	3.79		
0037 DU PAGE PCT 019	1603	62	0	3.87		
0038 DU PAGE PCT 020	1391	45	0	3.24		
0039 DU PAGE PCT 021	1584	54	0	3.41		
0040 DU PAGE PCT 022	1640	64	0	3.90		
0041 DU PAGE PCT 023	1881	82	0	4.36		
0042 DU PAGE PCT 024	1207	45	0	3.73		
0043 DU PAGE PCT 025	1330	40	0	3.01		
0044 DU PAGE PCT 026	1282	57	0	4.45		
0045 DU PAGE PCT 027	1708	72	0	4.22		
0046 DU PAGE PCT 028	1727	35	0	2.03		
0047 DU PAGE PCT 029	1571	32	0	2.04		
0048 DU PAGE PCT 030	1365	29	0	2.12		
0049 DU PAGE PCT 031	824	24	0	2.91		
0050 DU PAGE PCT 032	1773	23	0	1.30		
0051 DU PAGE PCT 033	1472	19	0	1.29		
0052 DU PAGE PCT 034	994	7	0	.70		
0053 DU PAGE PCT 035	1204	4	0	.33		
0054 DU PAGE PCT 036	1734	26	1	1.50		
0055 DU PAGE PCT 037	1436	13	0	.91		
0056 FLORENCE PCT 001	624	2	0	.32		



	TOTAL PERCENT				TOTAL PERCENT	
01 = REGISTERED VOTERS - TOTAL	439,720				03 = BALLOTS CAST - BLANK	7
02 = BALLOTS CAST - TOTAL	8,266				04 = VOTER TURNOUT - TOTAL	1.88
(CONTINUED FROM PREVIOUS PAGE)	01	02	03	04		
0057 FRANKFORT PCT 001	1952	.49	.00	2.51		
0058 FRANKFORT PCT 002	1587	.39	.00	2.46		
0059 FRANKFORT PCT 003	1555	.33	.00	2.12		
0060 FRANKFORT PCT 004	1381	.20	.00	1.45		
0061 FRANKFORT PCT 005	2071	.56	.00	2.70		
0062 FRANKFORT PCT 006	1258	.30	.00	2.38		
0063 FRANKFORT PCT 007	1334	.36	.00	2.70		
0064 FRANKFORT PCT 008	1756	.18	.00	1.03		
0065 FRANKFORT PCT 009	1438	.32	.00	2.23		
0066 FRANKFORT PCT 010	1428	.38	.00	2.66		
0067 FRANKFORT PCT 011	1858	.50	.00	2.69		
0068 FRANKFORT PCT 012	1253	.31	.00	2.47		
0069 FRANKFORT PCT 013	1236	.24	.00	1.94		
0070 FRANKFORT PCT 014	1443	.12	.00	.83		
0071 FRANKFORT PCT 015	1368	.15	.00	1.10		
0072 FRANKFORT PCT 016	1603	.16	.00	1.00		
0073 FRANKFORT PCT 017	2020	.72	.00	3.56		
0074 FRANKFORT PCT 018	1307	.35	.00	2.68		
0075 FRANKFORT PCT 019	1458	.12	.00	.82		
0076 FRANKFORT PCT 020	1504	.07	.00	.47		
0077 FRANKFORT PCT 021	1287	.42	.00	3.26		
0078 FRANKFORT PCT 022	1324	.57	.00	4.31		
0079 FRANKFORT PCT 023	1279	.46	.00	3.60		
0080 FRANKFORT PCT 024	1419	.07	.00	.49		
0081 FRANKFORT PCT 025	1273	.54	.00	4.24		
0082 FRANKFORT PCT 026	1400	.37	.00	2.64		
0083 FRANKFORT PCT 027	1185	.32	.00	2.70		
0084 FRANKFORT PCT 028	1626	.16	.00	.98		
0085 GREEN GARDEN PCT 001	1405	.02	.00	.14		
0086 GREEN GARDEN PCT 002	1481	.02	.00	.14		
0087 HOMER PCT 001	1312	.11	.00	.84		
0088 HOMER PCT 002	1608	.30	.00	1.87		
0089 HOMER PCT 003	1333	.23	.00	1.73		
0090 HOMER PCT 004	1487	.35	.00	2.35		
0091 HOMER PCT 005	1184	.31	.00	2.62		
0092 HOMER PCT 006	1392	.25	.00	1.80		
0093 HOMER PCT 007	1451	.28	.00	1.93		
0094 HOMER PCT 008	1375	.36	.01	2.62		
0095 HOMER PCT 009	1169	.16	.00	1.37		
0096 HOMER PCT 010	1673	.23	.00	1.37		
0097 HOMER PCT 011	1457	.39	.00	2.68		
0098 HOMER PCT 012	1567	.37	.00	2.36		
0099 HOMER PCT 013	1566	.31	.00	1.98		
0100 HOMER PCT 014	2191	.37	.00	1.69		
0101 HOMER PCT 015	1712	.32	.00	1.87		
0102 HOMER PCT 016	1349	.28	.00	2.08		
0103 HOMER PCT 017	1583	.17	.00	1.07		
0104 HOMER PCT 018	1791	.11	.00	.61		
0105 JACKSON PCT 001	1480	.19	.00	1.28		
0106 JACKSON PCT 002	1356	.57	.00	4.20		
0107 JOLIET PCT 001	1419	.16	.00	1.13		
0108 JOLIET PCT 002	1027	.17	.00	1.66		
0109 JOLIET PCT 003	953	.12	.00	1.26		
0110 JOLIET PCT 004	1333	.19	.00	1.43		
0111 JOLIET PCT 005	1075	.30	.00	2.79		
0112 JOLIET PCT 006	1234	.30	.00	2.43		
0113 JOLIET PCT 007	1135	.22	.00	1.94		

	TOTAL PERCENT				TOTAL PERCENT	
01 = REGISTERED VOTERS - TOTAL	439,720				03 = BALLOTS CAST - BLANK	7
02 = BALLOTS CAST - TOTAL	8,266				04 = VOTER TURNOUT - TOTAL	1.88
(CONTINUED FROM PREVIOUS PAGE)	01	02	03	04		
0114 JOLIET PCT 008	1240	. 11	. . 0	. . 89		
0115 JOLIET PCT 009	1406	. . 7	. . 0	. . 50		
0116 JOLIET PCT 010	1220	. 16	. . 0	1.31		
0117 JOLIET PCT 011	1284	. 12	. . 0	. . 93		
0118 JOLIET PCT 012	1382	. 19	. . 0	1.37		
0119 JOLIET PCT 013	1252	. 16	. . 0	1.28		
0120 JOLIET PCT 014	1394	. 14	. . 0	1.00		
0121 JOLIET PCT 015	1290	. 15	. . 0	1.16		
0122 JOLIET PCT 016	1302	. 23	. . 0	1.77		
0123 JOLIET PCT 017	1341	. 30	. . 0	2.24		
0124 JOLIET PCT 018	1320	. 48	. . 0	3.64		
0125 JOLIET PCT 019	1206	. 26	. . 0	2.16		
0126 JOLIET PCT 020	1261	. 20	. . 0	1.59		
0127 JOLIET PCT 021	1433	. 23	. . 0	1.61		
0128 JOLIET PCT 022	1379	. 28	. . 0	2.03		
0129 JOLIET PCT 023	1532	. 40	. . 0	2.61		
0130 JOLIET PCT 024	1234	. 10	. . 0	. . 81		
0131 JOLIET PCT 025	1338	. 21	. . 0	1.57		
0132 JOLIET PCT 026	1183	. 22	. . 0	1.86		
0133 JOLIET PCT 027	684	. . 8	. . 0	1.17		
0134 JOLIET PCT 028	1202	. 23	. . 0	1.91		
0135 JOLIET PCT 029	1292	. 23	. . 0	1.78		
0136 JOLIET PCT 030	1263	. . 5	. . 0	. . 40		
0137 JOLIET PCT 031	1270	. 23	. . 0	1.81		
0138 JOLIET PCT 032	1122	. 32	. . 0	2.85		
0139 JOLIET PCT 033	1134	. 13	. . 0	1.15		
0140 JOLIET PCT 034	1144	. 23	. . 0	2.01		
0141 JOLIET PCT 035	1306	. 22	. . 0	1.68		
0142 JOLIET PCT 036	1118	. 22	. . 0	1.97		
0143 JOLIET PCT 037	1223	. 33	. . 0	2.70		
0144 LOCKPORT PCT 001	1827	. 10	. . 0	. . 55		
0145 LOCKPORT PCT 002	1776	. 18	. . 0	1.01		
0146 LOCKPORT PCT 003	1578	. 11	. . 0	. . 70		
0147 LOCKPORT PCT 004	1328	. 11	. . 0	. . 83		
0148 LOCKPORT PCT 005	1386	. 25	. . 0	1.80		
0149 LOCKPORT PCT 006	1920	. . 7	. . 2	. . 36		
0150 LOCKPORT PCT 007	1791	. . 8	. . 0	. . 45		
0151 LOCKPORT PCT 008	1555	. . 8	. . 0	. . 51		
0152 LOCKPORT PCT 009	2109	. 40	. . 0	1.90		
0153 LOCKPORT PCT 010	1471	. 30	. . 0	2.04		
0154 LOCKPORT PCT 011	1439	. 36	. . 0	2.50		
0155 LOCKPORT PCT 012	1474	. 20	. . 0	1.36		
0156 LOCKPORT PCT 013	1936	. 42	. . 0	2.17		
0157 LOCKPORT PCT 014	1345	. 23	. . 0	1.71		
0158 LOCKPORT PCT 015	1301	. 25	. . 0	1.92		
0159 LOCKPORT PCT 016	1535	. 39	. . 0	2.54		
0160 LOCKPORT PCT 017	1406	. 78	. . 0	5.55		
0161 LOCKPORT PCT 018	1569	. 38	. . 0	2.42		
0162 LOCKPORT PCT 019	1332	. 37	. . 0	2.78		
0163 LOCKPORT PCT 020	1300	. 16	. . 0	1.23		
0164 LOCKPORT PCT 021	1404	. 23	. . 0	1.64		
0165 LOCKPORT PCT 022	1216	. 17	. . 0	1.40		
0166 LOCKPORT PCT 023	1100	. . 8	. . 0	. . 73		
0167 LOCKPORT PCT 024	1032	. 11	. . 0	1.07		
0168 MANHATTAN PCT 001	1531	. 20	. . 0	1.31		
0169 MANHATTAN PCT 002	1599	. 24	. . 0	1.50		
0170 MANHATTAN PCT 003	2066	. 17	. . 0	. . 82		

	TOTAL PERCENT				TOTAL PERCENT	
01 = REGISTERED VOTERS - TOTAL	439,720				03 = BALLOTS CAST - BLANK	7
02 = BALLOTS CAST - TOTAL	8,266				04 = VOTER TURNOUT - TOTAL	1.88
(CONTINUED FROM PREVIOUS PAGE)	01	02	03	04		
0171 MANHATTAN PCT 004	1506	. . 9	. . 0	. . 60		
0172 MONEE PCT 001	1211	. . 3	. . 0	. . 25		
0173 MONEE PCT 002	1373	. 15	. . 0	1.09		
0174 MONEE PCT 003	1414	. 19	. . 0	1.34		
0175 MONEE PCT 004	1428	. 60	. . 0	4.20		
0176 MONEE PCT 005	1220	. . 3	. . 0	. . 25		
0177 MONEE PCT 006	929	. . 6	. . 0	. . 65		
0178 MONEE PCT 007	1240	. . 6	. . 0	. . 48		
0179 MONEE PCT 008	1178	. 17	. . 0	1.44		
0180 NEW LENOX PCT 001	1329	. . 8	. . 0	. . 60		
0181 NEW LENOX PCT 002	1318	. . 6	. . 0	. . 46		
0182 NEW LENOX PCT 003	1204	. 12	. . 0	1.00		
0183 NEW LENOX PCT 004	1017	. 11	. . 0	1.08		
0184 NEW LENOX PCT 005	1280	. 18	. . 0	1.41		
0185 NEW LENOX PCT 006	1303	. 10	. . 0	. . 77		
0186 NEW LENOX PCT 007	1872	. 28	. . 0	1.50		
0187 NEW LENOX PCT 008	1601	. 22	. . 2	1.37		
0188 NEW LENOX PCT 009	1490	. 14	. . 0	. . 94		
0189 NEW LENOX PCT 010	1278	. 63	. . 0	4.93		
0190 NEW LENOX PCT 011	1436	. 24	. . 0	1.67		
0191 NEW LENOX PCT 012	1358	. 10	. . 0	. . 74		
0192 NEW LENOX PCT 013	1417	. 18	. . 0	1.27		
0193 NEW LENOX PCT 014	2032	. 29	. . 0	1.43		
0194 NEW LENOX PCT 015	1427	. 43	. . 0	3.01		
0195 NEW LENOX PCT 016	1322	. 51	. . 0	3.86		
0196 NEW LENOX PCT 017	1527	. 23	. . 0	1.51		
0197 NEW LENOX PCT 018	1376	. 25	. . 0	1.82		
0198 NEW LENOX PCT 019	1584	. 14	. . 0	. . 88		
0199 NEW LENOX PCT 020	2138	. 23	. . 0	1.08		
0200 PEOTONE PCT 001	1464	. . 2	. . 0	. . 14		
0201 PEOTONE PCT 002	1489	. . 0	. . 0	. . 00		
0202 PLAINFIELD PCT 001	1583	. 20	. . 0	1.26		
0203 PLAINFIELD PCT 002	1543	. 26	. . 0	1.69		
0204 PLAINFIELD PCT 003	1328	. 20	. . 0	1.51		
0205 PLAINFIELD PCT 004	775	. . 1	. . 0	. . 13		
0206 PLAINFIELD PCT 005	1458	. . 6	. . 0	. . 41		
0207 PLAINFIELD PCT 006	1458	. . 3	. . 0	. . 21		
0208 PLAINFIELD PCT 007	1792	. . 5	. . 0	. . 28		
0209 PLAINFIELD PCT 008	1501	. 16	. . 0	1.07		
0210 PLAINFIELD PCT 009	1788	. 23	. . 0	1.29		
0211 PLAINFIELD PCT 010	1269	. 33	. . 0	2.60		
0212 PLAINFIELD PCT 011	755	. . 4	. . 0	. . 53		
0213 PLAINFIELD PCT 012	1434	. . 8	. . 0	. . 56		
0214 PLAINFIELD PCT 013	1836	. 14	. . 0	. . 76		
0215 PLAINFIELD PCT 014	1417	. 29	. . 0	2.05		
0216 PLAINFIELD PCT 015	1413	. 14	. . 0	. . 99		
0217 PLAINFIELD PCT 016	1432	. 16	. . 0	1.12		
0218 PLAINFIELD PCT 017	1622	. . 5	. . 0	. . 31		
0219 PLAINFIELD PCT 018	1586	. . 6	. . 0	. . 38		
0220 PLAINFIELD PCT 019	1453	. . 7	. . 0	. . 48		
0221 PLAINFIELD PCT 020	1939	. 15	. . 0	. . 77		
0222 PLAINFIELD PCT 021	1219	. 21	. . 0	1.72		
0223 PLAINFIELD PCT 022	2025	. 12	. . 0	. . 59		
0224 PLAINFIELD PCT 023	1185	. . 3	. . 0	. . 25		
0225 PLAINFIELD PCT 024	1228	. 11	. . 0	. . 90		
0226 PLAINFIELD PCT 025	1612	. . 2	. . 0	. . 12		
0227 PLAINFIELD PCT 026	1393	. . 1	. . 0	. . 07		

	TOTAL PERCENT				TOTAL PERCENT	
01 = REGISTERED VOTERS - TOTAL	439,720				03 = BALLOTS CAST - BLANK	7
02 = BALLOTS CAST - TOTAL	8,266				04 = VOTER TURNOUT - TOTAL	1.88
(CONTINUED FROM PREVIOUS PAGE)	01	02	03	04		
0228 PLAINFIELD PCT 027	1604	. . 6	. . 0	. . 37		
0229 PLAINFIELD PCT 028	1533	. . 7	. . 0	. . 46		
0230 PLAINFIELD PCT 029	1338	. . 6	. . 0	. . 45		
0231 PLAINFIELD PCT 030	1354	. . 7	. . 0	. . 52		
0232 PLAINFIELD PCT 031	1324	. . 9	. . 0	. . 68		
0233 PLAINFIELD PCT 032	1301	. . 11	. . 0	. . 85		
0234 PLAINFIELD PCT 033	1421	. . 16	. . 0	1.13		
0235 PLAINFIELD PCT 034	1128	. . 7	. . 0	. . 62		
0236 PLAINFIELD PCT 035	1384	. . 3	. . 0	. . 22		
0237 REED PCT 001	1468	. 49	. . 0	3.34		
0238 REED PCT 002	1512	. 63	. . 0	4.17		
0239 REED PCT 003	1500	. 32	. . 0	2.13		
0240 TROY PCT 001	2289	. 13	. . 0	. . 57		
0241 TROY PCT 002	1736	. 14	. . 0	. . 81		
0242 TROY PCT 003	1249	. 12	. . 0	. . 96		
0243 TROY PCT 004	1291	. 14	. . 0	1.08		
0244 TROY PCT 005	1189	. 33	. . 0	2.78		
0245 TROY PCT 006	916	. 16	. . 0	1.75		
0246 TROY PCT 007	1944	. 25	. . 0	1.29		
0247 TROY PCT 008	2153	. 43	. . 0	2.00		
0248 TROY PCT 009	1292	. 27	. . 0	2.09		
0249 TROY PCT 010	1446	. 29	. . 0	2.01		
0250 TROY PCT 011	1669	. 59	. . 0	3.54		
0251 TROY PCT 012	1428	. 31	. . 0	2.17		
0252 TROY PCT 013	2046	. 155	. . 0	7.58		
0253 TROY PCT 014	1439	. 66	. . 0	4.59		
0254 TROY PCT 015	1484	. 36	. . 0	2.43		
0255 TROY PCT 016	1498	. 33	. . 0	2.20		
0256 TROY PCT 017	1576	. 43	. . 0	2.73		
0257 TROY PCT 018	1202	. 17	. . 0	1.41		
0258 TROY PCT 019	1473	. 13	. . 0	. . 88		
0259 TROY PCT 020	1638	. 82	. . 0	5.01		
0260 TROY PCT 021	1397	. 62	. . 0	4.44		
0261 TROY PCT 022	729	. 24	. . 0	3.29		
0262 WASHINGTON PCT 001	1366	. 41	. . 0	3.00		
0263 WASHINGTON PCT 002	1571	. 38	. . 0	2.42		
0264 WASHINGTON PCT 003	1275	. 22	. . 0	1.73		
0265 WESLEY PCT 001	1517	. . 2	. . 0	. . 13		
0266 WHEATLAND PCT 001	2044	. 20	. . 0	. . 98		
0267 WHEATLAND PCT 002	1991	. 120	. . 0	6.03		
0268 WHEATLAND PCT 003	1684	. 27	. . 0	1.60		
0269 WHEATLAND PCT 004	2030	. 34	. . 0	1.67		
0270 WHEATLAND PCT 005	1780	. 58	. . 0	3.26		
0271 WHEATLAND PCT 006	1324	. 34	. . 0	2.57		
0272 WHEATLAND PCT 007	1389	. 47	. . 0	3.38		
0273 WHEATLAND PCT 008	1431	. 30	. . 0	2.10		
0274 WHEATLAND PCT 009	1688	. 59	. . 0	3.50		
0275 WHEATLAND PCT 010	1478	. 39	. . 0	2.64		
0276 WHEATLAND PCT 011	2312	. 38	. . 0	1.64		
0277 WHEATLAND PCT 012	1499	. 21	. . 0	1.40		
0278 WHEATLAND PCT 013	1318	. 40	. . 0	3.03		
0279 WHEATLAND PCT 014	1618	. 41	. . 0	2.53		
0280 WHEATLAND PCT 015	1502	. 33	. . 0	2.20		
0281 WHEATLAND PCT 016	1659	. 11	. . 0	. . 66		
0282 WHEATLAND PCT 017	1590	. 42	. . 0	2.64		
0283 WHEATLAND PCT 018	1578	. 32	. . 0	2.03		
0284 WHEATLAND PCT 019	1284	. 27	. . 0	2.10		

01 = REGISTERED VOTERS - TOTAL  
02 = BALLOTS CAST - TOTAL

TOTAL PERCENT  
439,720  
8,266

03 = BALLOTS CAST - BLANK  
04 = VOTER TURNOUT - TOTAL

TOTAL PERCENT  
7  
1.88

(CONTINUED FROM PREVIOUS PAGE)

	01	02	03	04
0285 WHEATLAND PCT 020	1365	.48	.0	3.52
0286 WHEATLAND PCT 021	1281	.45	.0	3.51
0287 WHEATLAND PCT 022	1647	.53	.0	3.22
0288 WHEATLAND PCT 023	1788	.10	.0	.56
0289 WHEATLAND PCT 024	1412	.55	.0	3.90
0290 WHEATLAND PCT 025	1647	.6	.0	.36
0291 WHEATLAND PCT 026	2016	.42	.0	2.08
0292 WHEATLAND PCT 027	1959	.74	.0	3.78
0293 WHEATLAND PCT 028	1801	.12	.0	.67
0294 WHEATLAND PCT 029	1750	.32	.0	1.83
0295 WHEATLAND PCT 030	1640	.29	.0	1.77
0296 WHEATLAND PCT 031	1369	.8	.0	.58
0297 WHEATLAND PCT 032	1561	.24	.0	1.54
0298 WHEATLAND PCT 033	1632	.14	.0	.86
0299 WHEATLAND PCT 034	2208	.29	.0	1.31
0300 WILL PCT 001	1179	.1	.0	.08
0301 WILMINGTON PCT 001	1366	.4	.0	.29
0302 WILMINGTON PCT 002	1220	.1	.0	.08
0303 WILMINGTON PCT 003	1383	.11	.0	.80
0304 WILTON PCT 001	624	.4	.0	.64

=====

A stylized graphic of the state of North Carolina. The background is dark blue with light blue stars scattered across it. The state's outline is filled with a light blue color. In the bottom right corner, there are diagonal stripes in red, white, and blue, resembling the American flag. The text "ELECTION DAY" is centered in large white letters, and "(BY PRECINCT)" is centered below it in smaller white letters.

# ELECTION DAY

(BY PRECINCT)

	TOTAL PERCENT					TOTAL PERCENT	
01 = REGISTERED VOTERS - TOTAL	439,720				03 = BALLOTS CAST - BLANK	24	
02 = BALLOTS CAST - TOTAL	44,707				04 = VOTER TURNOUT - TOTAL		10.17
	01	02	03	04			
0001 CHANNAHON PCT 001	1495	.136	. . 1	9.10			
0002 CHANNAHON PCT 002	1739	.248	. . 0	14.26			
0003 CHANNAHON PCT 003	1487	.200	. . 0	13.45			
0004 CHANNAHON PCT 004	1282	.169	. . 0	13.18			
0005 CHANNAHON PCT 005	1577	.141	. . 0	8.94			
0006 CRETE PCT 001	1424	.171	. . 0	12.01			
0007 CRETE PCT 002	1402	.98	. . 0	6.99			
0008 CRETE PCT 003	1372	.124	. . 0	9.04			
0009 CRETE PCT 004	1378	.139	. . 0	10.09			
0010 CRETE PCT 005	1356	.109	. . 0	8.04			
0011 CRETE PCT 006	1386	.147	. . 0	10.61			
0012 CRETE PCT 007	1318	.71	. . 0	5.39			
0013 CRETE PCT 008	1410	.254	. . 0	18.01			
0014 CRETE PCT 009	1262	.266	. . 0	21.08			
0015 CRETE PCT 010	1052	.44	. . 0	4.18			
0016 CRETE PCT 011	1177	.126	. . 0	10.71			
0017 CRETE PCT 012	1138	.106	. . 0	9.31			
0018 CUSTER PCT 001	975	.54	. . 0	5.54			
0019 DU PAGE PCT 001	1616	.240	. . 0	14.85			
0020 DU PAGE PCT 002	1454	.203	. . 0	13.96			
0021 DU PAGE PCT 003	1496	.226	. . 0	15.11			
0022 DU PAGE PCT 004	1293	.132	. . 0	10.21			
0023 DU PAGE PCT 005	1217	.185	. . 0	15.20			
0024 DU PAGE PCT 006	1228	.163	. . 0	13.27			
0025 DU PAGE PCT 007	1387	.208	. . 0	15.00			
0026 DU PAGE PCT 008	1387	.161	. . 0	11.61			
0027 DU PAGE PCT 009	1160	.147	. . 0	12.67			
0028 DU PAGE PCT 010	1602	.173	. . 0	10.80			
0029 DU PAGE PCT 011	1469	.165	. . 0	11.23			
0030 DU PAGE PCT 012	1354	.169	. . 0	12.48			
0031 DU PAGE PCT 013	1738	.171	. . 0	9.84			
0032 DU PAGE PCT 014	1514	.196	. . 0	12.95			
0033 DU PAGE PCT 015	1338	.150	. . 0	11.21			
0034 DU PAGE PCT 016	1435	.204	. . 1	14.22			
0035 DU PAGE PCT 017	1686	.209	. . 0	12.40			
0036 DU PAGE PCT 018	1452	.167	. . 0	11.50			
0037 DU PAGE PCT 019	1603	.128	. . 0	7.99			
0038 DU PAGE PCT 020	1391	.127	. . 0	9.13			
0039 DU PAGE PCT 021	1584	.166	. . 0	10.48			
0040 DU PAGE PCT 022	1640	.230	. . 0	14.02			
0041 DU PAGE PCT 023	1881	.205	. . 0	10.90			
0042 DU PAGE PCT 024	1207	.139	. . 0	11.52			
0043 DU PAGE PCT 025	1330	.145	. . 0	10.90			
0044 DU PAGE PCT 026	1282	.146	. . 0	11.39			
0045 DU PAGE PCT 027	1708	.139	. . 0	8.14			
0046 DU PAGE PCT 028	1727	.142	. . 0	8.22			
0047 DU PAGE PCT 029	1571	.189	. . 0	12.03			
0048 DU PAGE PCT 030	1365	.141	. . 0	10.33			
0049 DU PAGE PCT 031	824	.127	. . 0	15.41			
0050 DU PAGE PCT 032	1773	.159	. . 0	8.97			
0051 DU PAGE PCT 033	1472	.94	. . 0	6.39			
0052 DU PAGE PCT 034	994	.135	. . 0	13.58			
0053 DU PAGE PCT 035	1204	.23	. . 0	1.91			
0054 DU PAGE PCT 036	1734	.175	. . 0	10.09			
0055 DU PAGE PCT 037	1436	.131	. . 0	9.12			
0056 FLORENCE PCT 001	624	.83	. . 1	13.30			

01 = REGISTERED VOTERS - TOTAL	TOTAL	PERCENT	03 = BALLOTS CAST - BLANK	TOTAL	PERCENT
02 = BALLOTS CAST - TOTAL	439,720		04 = VOTER TURNOUT - TOTAL	24	10.17
	44,707				

(CONTINUED FROM PREVIOUS PAGE)

	01	02	03	04
0057 FRANKFORT PCT 001	1952	.261	.0	13.37
0058 FRANKFORT PCT 002	1587	.176	.0	11.09
0059 FRANKFORT PCT 003	1555	.278	.0	17.88
0060 FRANKFORT PCT 004	1381	.85	.0	6.15
0061 FRANKFORT PCT 005	2071	.247	.0	11.93
0062 FRANKFORT PCT 006	1258	.209	.0	16.61
0063 FRANKFORT PCT 007	1334	.149	.0	11.17
0064 FRANKFORT PCT 008	1756	.96	.0	5.47
0065 FRANKFORT PCT 009	1438	.157	.0	10.92
0066 FRANKFORT PCT 010	1428	.218	.0	15.27
0067 FRANKFORT PCT 011	1858	.244	.0	13.13
0068 FRANKFORT PCT 012	1253	.259	.0	20.67
0069 FRANKFORT PCT 013	1236	.167	.0	13.51
0070 FRANKFORT PCT 014	1443	.147	.0	10.19
0071 FRANKFORT PCT 015	1368	.90	.0	6.58
0072 FRANKFORT PCT 016	1603	.132	.0	8.23
0073 FRANKFORT PCT 017	2020	.277	.0	13.71
0074 FRANKFORT PCT 018	1307	.149	.0	11.40
0075 FRANKFORT PCT 019	1458	.122	.0	8.37
0076 FRANKFORT PCT 020	1504	.118	.0	7.85
0077 FRANKFORT PCT 021	1287	.150	.0	11.66
0078 FRANKFORT PCT 022	1324	.136	.0	10.27
0079 FRANKFORT PCT 023	1279	.162	.0	12.67
0080 FRANKFORT PCT 024	1419	.120	.1	8.46
0081 FRANKFORT PCT 025	1273	.283	.0	22.23
0082 FRANKFORT PCT 026	1400	.146	.0	10.43
0083 FRANKFORT PCT 027	1185	.106	.0	8.95
0084 FRANKFORT PCT 028	1626	.99	.1	6.09
0085 GREEN GARDEN PCT 001	1405	.49	.0	3.49
0086 GREEN GARDEN PCT 002	1481	.40	.0	2.70
0087 HOMER PCT 001	1312	.78	.0	5.95
0088 HOMER PCT 002	1608	.173	.0	10.76
0089 HOMER PCT 003	1333	.118	.0	8.85
0090 HOMER PCT 004	1487	.115	.1	7.73
0091 HOMER PCT 005	1184	.121	.0	10.22
0092 HOMER PCT 006	1392	.98	.0	7.04
0093 HOMER PCT 007	1451	.192	.0	13.23
0094 HOMER PCT 008	1375	.101	.0	7.35
0095 HOMER PCT 009	1169	.105	.0	8.98
0096 HOMER PCT 010	1673	.174	.0	10.40
0097 HOMER PCT 011	1457	.169	.0	11.60
0098 HOMER PCT 012	1567	.188	.0	12.00
0099 HOMER PCT 013	1566	.115	.0	7.34
0100 HOMER PCT 014	2191	.187	.0	8.53
0101 HOMER PCT 015	1712	.117	.0	6.83
0102 HOMER PCT 016	1349	.141	.0	10.45
0103 HOMER PCT 017	1583	.138	.0	8.72
0104 HOMER PCT 018	1791	.68	.0	3.80
0105 JACKSON PCT 001	1480	.153	.1	10.34
0106 JACKSON PCT 002	1356	.186	.0	13.72
0107 JOLIET PCT 001	1419	.110	.0	7.75
0108 JOLIET PCT 002	1027	.138	.0	13.44
0109 JOLIET PCT 003	953	.111	.0	11.65
0110 JOLIET PCT 004	1333	.121	.0	9.08
0111 JOLIET PCT 005	1075	.50	.0	4.65
0112 JOLIET PCT 006	1234	.77	.0	6.24
0113 JOLIET PCT 007	1135	.131	.0	11.54



01 = REGISTERED VOTERS - TOTAL	TOTAL	PERCENT	03 = BALLOTS CAST - BLANK	TOTAL	PERCENT
02 = BALLOTS CAST - TOTAL	439,720		04 = VOTER TURNOUT - TOTAL	24	10.17
	44,707				

(CONTINUED FROM PREVIOUS PAGE)

	01	02	03	04
0114 JOLIET PCT 008	1240	. 100	. . 0	8.06
0115 JOLIET PCT 009	1406	. 94	. . 0	6.69
0116 JOLIET PCT 010	1220	. 172	. . 0	14.10
0117 JOLIET PCT 011	1284	. 129	. . 0	10.05
0118 JOLIET PCT 012	1382	. 81	. . 0	5.86
0119 JOLIET PCT 013	1252	. 54	. . 0	4.31
0120 JOLIET PCT 014	1394	. 59	. . 0	4.23
0121 JOLIET PCT 015	1290	. 61	. . 0	4.73
0122 JOLIET PCT 016	1302	. 137	. . 0	10.52
0123 JOLIET PCT 017	1341	. 232	. . 0	17.30
0124 JOLIET PCT 018	1320	. 352	. . 0	26.67
0125 JOLIET PCT 019	1206	. 183	. . 0	15.17
0126 JOLIET PCT 020	1261	. 137	. . 1	10.86
0127 JOLIET PCT 021	1433	. 255	. . 0	17.79
0128 JOLIET PCT 022	1379	. 158	. . 2	11.46
0129 JOLIET PCT 023	1532	. 114	. . 0	7.44
0130 JOLIET PCT 024	1234	. 69	. . 0	5.59
0131 JOLIET PCT 025	1338	. 144	. . 0	10.76
0132 JOLIET PCT 026	1183	. 112	. . 0	9.47
0133 JOLIET PCT 027	684	. 42	. . 0	6.14
0134 JOLIET PCT 028	1202	. 90	. . 0	7.49
0135 JOLIET PCT 029	1292	. 89	. . 0	6.89
0136 JOLIET PCT 030	1263	. 62	. . 0	4.91
0137 JOLIET PCT 031	1270	. 133	. . 0	10.47
0138 JOLIET PCT 032	1122	. 93	. . 0	8.29
0139 JOLIET PCT 033	1134	. 104	. . 0	9.17
0140 JOLIET PCT 034	1144	. 82	. . 0	7.17
0141 JOLIET PCT 035	1306	. 134	. . 0	10.26
0142 JOLIET PCT 036	1118	. 88	. . 0	7.87
0143 JOLIET PCT 037	1223	. 99	. . 0	8.09
0144 LOCKPORT PCT 001	1827	. 351	. . 1	19.21
0145 LOCKPORT PCT 002	1776	. 110	. . 0	6.19
0146 LOCKPORT PCT 003	1578	. 88	. . 0	5.58
0147 LOCKPORT PCT 004	1328	. 80	. . 0	6.02
0148 LOCKPORT PCT 005	1386	. 141	. . 0	10.17
0149 LOCKPORT PCT 006	1920	. 63	. . 0	3.28
0150 LOCKPORT PCT 007	1791	. 92	. . 0	5.14
0151 LOCKPORT PCT 008	1555	. 56	. . 0	3.60
0152 LOCKPORT PCT 009	2109	. 267	. . 0	12.66
0153 LOCKPORT PCT 010	1471	. 156	. . 0	10.61
0154 LOCKPORT PCT 011	1439	. 178	. . 0	12.37
0155 LOCKPORT PCT 012	1474	. 127	. . 0	8.62
0156 LOCKPORT PCT 013	1936	. 433	. . 0	22.37
0157 LOCKPORT PCT 014	1345	. 158	. . 0	11.75
0158 LOCKPORT PCT 015	1301	. 155	. . 0	11.91
0159 LOCKPORT PCT 016	1535	. 168	. . 0	10.94
0160 LOCKPORT PCT 017	1406	. 252	. . 0	17.92
0161 LOCKPORT PCT 018	1569	. 79	. . 0	5.04
0162 LOCKPORT PCT 019	1332	. 239	. . 0	17.94
0163 LOCKPORT PCT 020	1300	. 166	. . 0	12.77
0164 LOCKPORT PCT 021	1404	. 122	. . 0	8.69
0165 LOCKPORT PCT 022	1216	. 152	. . 0	12.50
0166 LOCKPORT PCT 023	1100	. 129	. . 0	11.73
0167 LOCKPORT PCT 024	1032	. 87	. . 0	8.43
0168 MANHATTAN PCT 001	1531	. 130	. . 0	8.49
0169 MANHATTAN PCT 002	1599	. 228	. . 0	14.26
0170 MANHATTAN PCT 003	2066	. 100	. . 0	4.84

01 = REGISTERED VOTERS - TOTAL	TOTAL	PERCENT	03 = BALLOTS CAST - BLANK	TOTAL	PERCENT
02 = BALLOTS CAST - TOTAL	439,720		04 = VOTER TURNOUT - TOTAL	24	10.17
	44,707				

(CONTINUED FROM PREVIOUS PAGE)

	01	02	03	04
0171 MANHATTAN PCT 004	1506	.140	. . 0	9.30
0172 MONEE PCT 001	1211	.133	. . 0	10.98
0173 MONEE PCT 002	1373	.267	. . 0	19.45
0174 MONEE PCT 003	1414	.144	. . 1	10.18
0175 MONEE PCT 004	1428	.154	. . 0	10.78
0176 MONEE PCT 005	1220	.274	. . 0	22.46
0177 MONEE PCT 006	929	.223	. . 0	24.00
0178 MONEE PCT 007	1240	.367	. . 0	29.60
0179 MONEE PCT 008	1178	.183	. . 0	15.53
0180 NEW LENOX PCT 001	1329	.55	. . 0	4.14
0181 NEW LENOX PCT 002	1318	.70	. . 0	5.31
0182 NEW LENOX PCT 003	1204	.57	. . 0	4.73
0183 NEW LENOX PCT 004	1017	.87	. . 0	8.55
0184 NEW LENOX PCT 005	1280	.106	. . 0	8.28
0185 NEW LENOX PCT 006	1303	.73	. . 0	5.60
0186 NEW LENOX PCT 007	1872	.96	. . 1	5.13
0187 NEW LENOX PCT 008	1601	.64	. . 0	4.00
0188 NEW LENOX PCT 009	1490	.100	. . 0	6.71
0189 NEW LENOX PCT 010	1278	.143	. . 0	11.19
0190 NEW LENOX PCT 011	1436	.142	. . 0	9.89
0191 NEW LENOX PCT 012	1358	.80	. . 0	5.89
0192 NEW LENOX PCT 013	1417	.98	. . 0	6.92
0193 NEW LENOX PCT 014	2032	.106	. . 0	5.22
0194 NEW LENOX PCT 015	1427	.147	. . 0	10.30
0195 NEW LENOX PCT 016	1322	.130	. . 0	9.83
0196 NEW LENOX PCT 017	1527	.83	. . 0	5.44
0197 NEW LENOX PCT 018	1376	.101	. . 0	7.34
0198 NEW LENOX PCT 019	1584	.87	. . 0	5.49
0199 NEW LENOX PCT 020	2138	.121	. . 0	5.66
0200 PEOTONE PCT 001	1464	.147	. . 0	10.04
0201 PEOTONE PCT 002	1489	.116	. . 0	7.79
0202 PLAINFIELD PCT 001	1583	.110	. . 0	6.95
0203 PLAINFIELD PCT 002	1543	.80	. . 0	5.18
0204 PLAINFIELD PCT 003	1328	.81	. . 0	6.10
0205 PLAINFIELD PCT 004	775	.21	. . 0	2.71
0206 PLAINFIELD PCT 005	1458	.38	. . 0	2.61
0207 PLAINFIELD PCT 006	1458	.31	. . 1	2.13
0208 PLAINFIELD PCT 007	1792	.48	. . 0	2.68
0209 PLAINFIELD PCT 008	1501	.130	. . 0	8.66
0210 PLAINFIELD PCT 009	1788	.93	. . 0	5.20
0211 PLAINFIELD PCT 010	1269	.139	. . 0	10.95
0212 PLAINFIELD PCT 011	755	.8	. . 0	1.06
0213 PLAINFIELD PCT 012	1434	.57	. . 0	3.97
0214 PLAINFIELD PCT 013	1836	.116	. . 0	6.32
0215 PLAINFIELD PCT 014	1417	.131	. . 1	9.24
0216 PLAINFIELD PCT 015	1413	.95	. . 0	6.72
0217 PLAINFIELD PCT 016	1432	.64	. . 1	4.47
0218 PLAINFIELD PCT 017	1622	.46	. . 0	2.84
0219 PLAINFIELD PCT 018	1586	.73	. . 0	4.60
0220 PLAINFIELD PCT 019	1453	.60	. . 0	4.13
0221 PLAINFIELD PCT 020	1939	.66	. . 0	3.40
0222 PLAINFIELD PCT 021	1219	.88	. . 0	7.22
0223 PLAINFIELD PCT 022	2025	.72	. . 0	3.56
0224 PLAINFIELD PCT 023	1185	.62	. . 0	5.23
0225 PLAINFIELD PCT 024	1228	.88	. . 0	7.17
0226 PLAINFIELD PCT 025	1612	.50	. . 0	3.10
0227 PLAINFIELD PCT 026	1393	.18	. . 0	1.29

	TOTAL PERCENT				TOTAL PERCENT	
01 = REGISTERED VOTERS - TOTAL	439,720				03 = BALLOTS CAST - BLANK	24
02 = BALLOTS CAST - TOTAL	44,707				04 = VOTER TURNOUT - TOTAL	10.17
(CONTINUED FROM PREVIOUS PAGE)	01	02	03	04		
0228 PLAINFIELD PCT 027	1604	. 49	. . 1	3.05		
0229 PLAINFIELD PCT 028	1533	. 39	. . 0	2.54		
0230 PLAINFIELD PCT 029	1338	. 55	. . 0	4.11		
0231 PLAINFIELD PCT 030	1354	. 96	. . 0	7.09		
0232 PLAINFIELD PCT 031	1324	. 77	. . 0	5.82		
0233 PLAINFIELD PCT 032	1301	. 62	. . 0	4.77		
0234 PLAINFIELD PCT 033	1421	. 148	. . 1	10.42		
0235 PLAINFIELD PCT 034	1128	. 70	. . 0	6.21		
0236 PLAINFIELD PCT 035	1384	. 57	. . 0	4.12		
0237 REED PCT 001	1468	. 362	. . 0	24.66		
0238 REED PCT 002	1512	. 395	. . 0	26.12		
0239 REED PCT 003	1500	. 376	. . 0	25.07		
0240 TROY PCT 001	2289	. 132	. . 1	5.77		
0241 TROY PCT 002	1736	. 71	. . 0	4.09		
0242 TROY PCT 003	1249	. 129	. . 0	10.33		
0243 TROY PCT 004	1291	. 152	. . 0	11.77		
0244 TROY PCT 005	1189	. 151	. . 0	12.70		
0245 TROY PCT 006	916	. 72	. . 0	7.86		
0246 TROY PCT 007	1944	. 156	. . 0	8.02		
0247 TROY PCT 008	2153	. 248	. . 0	11.52		
0248 TROY PCT 009	1292	. 209	. . 0	16.18		
0249 TROY PCT 010	1446	. 194	. . 0	13.42		
0250 TROY PCT 011	1669	. 371	. . 0	22.23		
0251 TROY PCT 012	1428	. 252	. . 0	17.65		
0252 TROY PCT 013	2046	. 440	. . 0	21.51		
0253 TROY PCT 014	1439	. 266	. . 0	18.49		
0254 TROY PCT 015	1484	. 187	. . 0	12.60		
0255 TROY PCT 016	1498	. 220	. . 0	14.69		
0256 TROY PCT 017	1576	. 270	. . 0	17.13		
0257 TROY PCT 018	1202	. 118	. . 0	9.82		
0258 TROY PCT 019	1473	. 111	. . 0	7.54		
0259 TROY PCT 020	1638	. 340	. . 0	20.76		
0260 TROY PCT 021	1397	. 344	. . 0	24.62		
0261 TROY PCT 022	729	. 175	. . 0	24.01		
0262 WASHINGTON PCT 001	1366	. 273	. . 0	19.99		
0263 WASHINGTON PCT 002	1571	. 251	. . 0	15.98		
0264 WASHINGTON PCT 003	1275	. 210	. . 0	16.47		
0265 WESLEY PCT 001	1517	. 91	. . 0	6.00		
0266 WHEATLAND PCT 001	2044	. 119	. . 0	5.82		
0267 WHEATLAND PCT 002	1991	. 303	. . 0	15.22		
0268 WHEATLAND PCT 003	1684	. 147	. . 0	8.73		
0269 WHEATLAND PCT 004	2030	. 133	. . 0	6.55		
0270 WHEATLAND PCT 005	1780	. 196	. . 0	11.01		
0271 WHEATLAND PCT 006	1324	. 153	. . 0	11.56		
0272 WHEATLAND PCT 007	1389	. 166	. . 0	11.95		
0273 WHEATLAND PCT 008	1431	. 194	. . 0	13.56		
0274 WHEATLAND PCT 009	1688	. 206	. . 0	12.20		
0275 WHEATLAND PCT 010	1478	. 174	. . 0	11.77		
0276 WHEATLAND PCT 011	2312	. 165	. . 0	7.14		
0277 WHEATLAND PCT 012	1499	. 168	. . 0	11.21		
0278 WHEATLAND PCT 013	1318	. 96	. . 0	7.28		
0279 WHEATLAND PCT 014	1618	. 226	. . 1	13.97		
0280 WHEATLAND PCT 015	1502	. 131	. . 0	8.72		
0281 WHEATLAND PCT 016	1659	. 54	. . 0	3.25		
0282 WHEATLAND PCT 017	1590	. 184	. . 0	11.57		
0283 WHEATLAND PCT 018	1578	. 176	. . 0	11.15		
0284 WHEATLAND PCT 019	1284	. 171	. . 0	13.32		

01 = REGISTERED VOTERS - TOTAL  
02 = BALLOTS CAST - TOTAL

TOTAL PERCENT  
439,720  
44,707


03 = BALLOTS CAST - BLANK  
04 = VOTER TURNOUT - TOTAL

TOTAL PERCENT  
24  
10.17

(CONTINUED FROM PREVIOUS PAGE)

	01	02	03	04
0285 WHEATLAND PCT 020	1365	.216	.0	15.82
0286 WHEATLAND PCT 021	1281	.230	.1	17.95
0287 WHEATLAND PCT 022	1647	.225	.0	13.66
0288 WHEATLAND PCT 023	1788	.95	.0	5.31
0289 WHEATLAND PCT 024	1412	.212	.0	15.01
0290 WHEATLAND PCT 025	1647	.68	.0	4.13
0291 WHEATLAND PCT 026	2016	.103	.0	5.11
0292 WHEATLAND PCT 027	1959	.226	.0	11.54
0293 WHEATLAND PCT 028	1801	.98	.0	5.44
0294 WHEATLAND PCT 029	1750	.141	.1	8.06
0295 WHEATLAND PCT 030	1640	.107	.0	6.52
0296 WHEATLAND PCT 031	1369	.111	.0	8.11
0297 WHEATLAND PCT 032	1561	.174	.1	11.15
0298 WHEATLAND PCT 033	1632	.185	.0	11.34
0299 WHEATLAND PCT 034	2208	.268	.1	12.14
0300 WILL PCT 001	1179	.95	.0	8.06
0301 WILMINGTON PCT 001	1366	.200	.0	14.64
0302 WILMINGTON PCT 002	1220	.122	.0	10.00
0303 WILMINGTON PCT 003	1383	.286	.0	20.68
0304 WILTON PCT 001	624	.196	.0	31.41

=====

A stylized graphic of the state of North Carolina. The state's outline is filled with a light blue color and contains several light blue stars. The background is a dark blue field with a pattern of light blue stars. In the bottom right corner, there are diagonal stripes in red, white, and blue, resembling the American flag.

# **PROVISIONAL VOTING**

(BY PRECINCT)

	TOTAL PERCENT				TOTAL PERCENT
	01	02	03	04	
01 = REGISTERED VOTERS - TOTAL	439,720				0
02 = BALLOTS CAST - TOTAL	32				.01
03 = BALLOTS CAST - BLANK					
04 = VOTER TURNOUT - TOTAL					
0001 CHANNAHON PCT 001	1495	. . 0	. . 0	. . 00	
0002 CHANNAHON PCT 002	1739	. . 0	. . 0	. . 00	
0003 CHANNAHON PCT 003	1487	. . 0	. . 0	. . 00	
0004 CHANNAHON PCT 004	1282	. . 0	. . 0	. . 00	
0005 CHANNAHON PCT 005	1577	. . 0	. . 0	. . 00	
0006 CRETE PCT 001	1424	. . 0	. . 0	. . 00	
0007 CRETE PCT 002	1402	. . 0	. . 0	. . 00	
0008 CRETE PCT 003	1372	. . 0	. . 0	. . 00	
0009 CRETE PCT 004	1378	. . 0	. . 0	. . 00	
0010 CRETE PCT 005	1356	. . 0	. . 0	. . 00	
0011 CRETE PCT 006	1386	. . 1	. . 0	. . 07	
0012 CRETE PCT 007	1318	. . 0	. . 0	. . 00	
0013 CRETE PCT 008	1410	. . 0	. . 0	. . 00	
0014 CRETE PCT 009	1262	. . 0	. . 0	. . 00	
0015 CRETE PCT 010	1052	. . 0	. . 0	. . 00	
0016 CRETE PCT 011	1177	. . 0	. . 0	. . 00	
0017 CRETE PCT 012	1138	. . 0	. . 0	. . 00	
0018 CUSTER PCT 001	975	. . 0	. . 0	. . 00	
0019 DU PAGE PCT 001	1616	. . 0	. . 0	. . 00	
0020 DU PAGE PCT 002	1454	. . 1	. . 0	. . 07	
0021 DU PAGE PCT 003	1496	. . 0	. . 0	. . 00	
0022 DU PAGE PCT 004	1293	. . 0	. . 0	. . 00	
0023 DU PAGE PCT 005	1217	. . 0	. . 0	. . 00	
0024 DU PAGE PCT 006	1228	. . 0	. . 0	. . 00	
0025 DU PAGE PCT 007	1387	. . 0	. . 0	. . 00	
0026 DU PAGE PCT 008	1387	. . 0	. . 0	. . 00	
0027 DU PAGE PCT 009	1160	. . 0	. . 0	. . 00	
0028 DU PAGE PCT 010	1602	. . 5	. . 0	. . 31	
0029 DU PAGE PCT 011	1469	. . 0	. . 0	. . 00	
0030 DU PAGE PCT 012	1354	. . 0	. . 0	. . 00	
0031 DU PAGE PCT 013	1738	. . 3	. . 0	. . 17	
0032 DU PAGE PCT 014	1514	. . 0	. . 0	. . 00	
0033 DU PAGE PCT 015	1338	. . 0	. . 0	. . 00	
0034 DU PAGE PCT 016	1435	. . 1	. . 0	. . 07	
0035 DU PAGE PCT 017	1686	. . 0	. . 0	. . 00	
0036 DU PAGE PCT 018	1452	. . 0	. . 0	. . 00	
0037 DU PAGE PCT 019	1603	. . 1	. . 0	. . 06	
0038 DU PAGE PCT 020	1391	. . 0	. . 0	. . 00	
0039 DU PAGE PCT 021	1584	. . 0	. . 0	. . 00	
0040 DU PAGE PCT 022	1640	. . 0	. . 0	. . 00	
0041 DU PAGE PCT 023	1881	. . 0	. . 0	. . 00	
0042 DU PAGE PCT 024	1207	. . 0	. . 0	. . 00	
0043 DU PAGE PCT 025	1330	. . 0	. . 0	. . 00	
0044 DU PAGE PCT 026	1282	. . 0	. . 0	. . 00	
0045 DU PAGE PCT 027	1708	. . 0	. . 0	. . 00	
0046 DU PAGE PCT 028	1727	. . 0	. . 0	. . 00	
0047 DU PAGE PCT 029	1571	. . 0	. . 0	. . 00	
0048 DU PAGE PCT 030	1365	. . 0	. . 0	. . 00	
0049 DU PAGE PCT 031	824	. . 1	. . 0	. . 12	
0050 DU PAGE PCT 032	1773	. . 1	. . 0	. . 06	
0051 DU PAGE PCT 033	1472	. . 0	. . 0	. . 00	
0052 DU PAGE PCT 034	994	. . 0	. . 0	. . 00	
0053 DU PAGE PCT 035	1204	. . 0	. . 0	. . 00	
0054 DU PAGE PCT 036	1734	. . 0	. . 0	. . 00	
0055 DU PAGE PCT 037	1436	. . 0	. . 0	. . 00	
0056 FLORENCE PCT 001	624	. . 0	. . 0	. . 00	

01 = REGISTERED VOTERS - TOTAL  
02 = BALLOTS CAST - TOTAL

TOTAL PERCENT  
439,720  
32

03 = BALLOTS CAST - BLANK  
04 = VOTER TURNOUT - TOTAL

TOTAL PERCENT  
0  
.01

(CONTINUED FROM PREVIOUS PAGE)

	01	02	03	04
0057 FRANKFORT PCT 001	1952	. . 0	. . 0	. .00
0058 FRANKFORT PCT 002	1587	. . 0	. . 0	. .00
0059 FRANKFORT PCT 003	1555	. . 0	. . 0	. .00
0060 FRANKFORT PCT 004	1381	. . 0	. . 0	. .00
0061 FRANKFORT PCT 005	2071	. . 0	. . 0	. .00
0062 FRANKFORT PCT 006	1258	. . 0	. . 0	. .00
0063 FRANKFORT PCT 007	1334	. . 1	. . 0	. .07
0064 FRANKFORT PCT 008	1756	. . 0	. . 0	. .00
0065 FRANKFORT PCT 009	1438	. . 0	. . 0	. .00
0066 FRANKFORT PCT 010	1428	. . 0	. . 0	. .00
0067 FRANKFORT PCT 011	1858	. . 0	. . 0	. .00
0068 FRANKFORT PCT 012	1253	. . 0	. . 0	. .00
0069 FRANKFORT PCT 013	1236	. . 0	. . 0	. .00
0070 FRANKFORT PCT 014	1443	. . 0	. . 0	. .00
0071 FRANKFORT PCT 015	1368	. . 0	. . 0	. .00
0072 FRANKFORT PCT 016	1603	. . 0	. . 0	. .00
0073 FRANKFORT PCT 017	2020	. . 0	. . 0	. .00
0074 FRANKFORT PCT 018	1307	. . 0	. . 0	. .00
0075 FRANKFORT PCT 019	1458	. . 0	. . 0	. .00
0076 FRANKFORT PCT 020	1504	. . 0	. . 0	. .00
0077 FRANKFORT PCT 021	1287	. . 0	. . 0	. .00
0078 FRANKFORT PCT 022	1324	. . 0	. . 0	. .00
0079 FRANKFORT PCT 023	1279	. . 0	. . 0	. .00
0080 FRANKFORT PCT 024	1419	. . 0	. . 0	. .00
0081 FRANKFORT PCT 025	1273	. . 0	. . 0	. .00
0082 FRANKFORT PCT 026	1400	. . 0	. . 0	. .00
0083 FRANKFORT PCT 027	1185	. . 0	. . 0	. .00
0084 FRANKFORT PCT 028	1626	. . 2	. . 0	. .12
0085 GREEN GARDEN PCT 001	1405	. . 0	. . 0	. .00
0086 GREEN GARDEN PCT 002	1481	. . 0	. . 0	. .00
0087 HOMER PCT 001	1312	. . 0	. . 0	. .00
0088 HOMER PCT 002	1608	. . 0	. . 0	. .00
0089 HOMER PCT 003	1333	. . 0	. . 0	. .00
0090 HOMER PCT 004	1487	. . 0	. . 0	. .00
0091 HOMER PCT 005	1184	. . 0	. . 0	. .00
0092 HOMER PCT 006	1392	. . 0	. . 0	. .00
0093 HOMER PCT 007	1451	. . 0	. . 0	. .00
0094 HOMER PCT 008	1375	. . 0	. . 0	. .00
0095 HOMER PCT 009	1169	. . 0	. . 0	. .00
0096 HOMER PCT 010	1673	. . 0	. . 0	. .00
0097 HOMER PCT 011	1457	. . 0	. . 0	. .00
0098 HOMER PCT 012	1567	. . 0	. . 0	. .00
0099 HOMER PCT 013	1566	. . 0	. . 0	. .00
0100 HOMER PCT 014	2191	. . 0	. . 0	. .00
0101 HOMER PCT 015	1712	. . 0	. . 0	. .00
0102 HOMER PCT 016	1349	. . 0	. . 0	. .00
0103 HOMER PCT 017	1583	. . 1	. . 0	. .06
0104 HOMER PCT 018	1791	. . 0	. . 0	. .00
0105 JACKSON PCT 001	1480	. . 0	. . 0	. .00
0106 JACKSON PCT 002	1356	. . 0	. . 0	. .00
0107 JOLIET PCT 001	1419	. . 0	. . 0	. .00
0108 JOLIET PCT 002	1027	. . 0	. . 0	. .00
0109 JOLIET PCT 003	953	. . 0	. . 0	. .00
0110 JOLIET PCT 004	1333	. . 0	. . 0	. .00
0111 JOLIET PCT 005	1075	. . 0	. . 0	. .00
0112 JOLIET PCT 006	1234	. . 0	. . 0	. .00
0113 JOLIET PCT 007	1135	. . 0	. . 0	. .00

	TOTAL PERCENT				TOTAL PERCENT	
01 = REGISTERED VOTERS - TOTAL	439,720				03 = BALLOTS CAST - BLANK	0
02 = BALLOTS CAST - TOTAL	32				04 = VOTER TURNOUT - TOTAL	.01
(CONTINUED FROM PREVIOUS PAGE)	01	02	03	04		
0114 JOLIET PCT 008	1240	. . 0	. . 0	. . 00		
0115 JOLIET PCT 009	1406	. . 0	. . 0	. . 00		
0116 JOLIET PCT 010	1220	. . 0	. . 0	. . 00		
0117 JOLIET PCT 011	1284	. . 0	. . 0	. . 00		
0118 JOLIET PCT 012	1382	. . 0	. . 0	. . 00		
0119 JOLIET PCT 013	1252	. . 0	. . 0	. . 00		
0120 JOLIET PCT 014	1394	. . 0	. . 0	. . 00		
0121 JOLIET PCT 015	1290	. . 0	. . 0	. . 00		
0122 JOLIET PCT 016	1302	. . 0	. . 0	. . 00		
0123 JOLIET PCT 017	1341	. . 0	. . 0	. . 00		
0124 JOLIET PCT 018	1320	. . 0	. . 0	. . 00		
0125 JOLIET PCT 019	1206	. . 0	. . 0	. . 00		
0126 JOLIET PCT 020	1261	. . 0	. . 0	. . 00		
0127 JOLIET PCT 021	1433	. . 0	. . 0	. . 00		
0128 JOLIET PCT 022	1379	. . 0	. . 0	. . 00		
0129 JOLIET PCT 023	1532	. . 0	. . 0	. . 00		
0130 JOLIET PCT 024	1234	. . 0	. . 0	. . 00		
0131 JOLIET PCT 025	1338	. . 0	. . 0	. . 00		
0132 JOLIET PCT 026	1183	. . 0	. . 0	. . 00		
0133 JOLIET PCT 027	684	. . 0	. . 0	. . 00		
0134 JOLIET PCT 028	1202	. . 0	. . 0	. . 00		
0135 JOLIET PCT 029	1292	. . 0	. . 0	. . 00		
0136 JOLIET PCT 030	1263	. . 0	. . 0	. . 00		
0137 JOLIET PCT 031	1270	. . 0	. . 0	. . 00		
0138 JOLIET PCT 032	1122	. . 0	. . 0	. . 00		
0139 JOLIET PCT 033	1134	. . 0	. . 0	. . 00		
0140 JOLIET PCT 034	1144	. . 0	. . 0	. . 00		
0141 JOLIET PCT 035	1306	. . 0	. . 0	. . 00		
0142 JOLIET PCT 036	1118	. . 0	. . 0	. . 00		
0143 JOLIET PCT 037	1223	. . 0	. . 0	. . 00		
0144 LOCKPORT PCT 001	1827	. . 0	. . 0	. . 00		
0145 LOCKPORT PCT 002	1776	. . 0	. . 0	. . 00		
0146 LOCKPORT PCT 003	1578	. . 0	. . 0	. . 00		
0147 LOCKPORT PCT 004	1328	. . 0	. . 0	. . 00		
0148 LOCKPORT PCT 005	1386	. . 0	. . 0	. . 00		
0149 LOCKPORT PCT 006	1920	. . 0	. . 0	. . 00		
0150 LOCKPORT PCT 007	1791	. . 0	. . 0	. . 00		
0151 LOCKPORT PCT 008	1555	. . 0	. . 0	. . 00		
0152 LOCKPORT PCT 009	2109	. . 0	. . 0	. . 00		
0153 LOCKPORT PCT 010	1471	. . 0	. . 0	. . 00		
0154 LOCKPORT PCT 011	1439	. . 0	. . 0	. . 00		
0155 LOCKPORT PCT 012	1474	. . 0	. . 0	. . 00		
0156 LOCKPORT PCT 013	1936	. . 0	. . 0	. . 00		
0157 LOCKPORT PCT 014	1345	. . 0	. . 0	. . 00		
0158 LOCKPORT PCT 015	1301	. . 0	. . 0	. . 00		
0159 LOCKPORT PCT 016	1535	. . 0	. . 0	. . 00		
0160 LOCKPORT PCT 017	1406	. . 0	. . 0	. . 00		
0161 LOCKPORT PCT 018	1569	. . 0	. . 0	. . 00		
0162 LOCKPORT PCT 019	1332	. . 0	. . 0	. . 00		
0163 LOCKPORT PCT 020	1300	. . 0	. . 0	. . 00		
0164 LOCKPORT PCT 021	1404	. . 0	. . 0	. . 00		
0165 LOCKPORT PCT 022	1216	. . 1	. . 0	. . 08		
0166 LOCKPORT PCT 023	1100	. . 0	. . 0	. . 00		
0167 LOCKPORT PCT 024	1032	. . 1	. . 0	. . 10		
0168 MANHATTAN PCT 001	1531	. . 0	. . 0	. . 00		
0169 MANHATTAN PCT 002	1599	. . 0	. . 0	. . 00		
0170 MANHATTAN PCT 003	2066	. . 0	. . 0	. . 00		



	TOTAL PERCENT				TOTAL PERCENT	
01 = REGISTERED VOTERS - TOTAL	439,720				03 = BALLOTS CAST - BLANK	0
02 = BALLOTS CAST - TOTAL	32				04 = VOTER TURNOUT - TOTAL	.01
(CONTINUED FROM PREVIOUS PAGE)	01	02	03	04		
0171 MANHATTAN PCT 004	1506	. . 0	. . 0	. . 00		
0172 MONEE PCT 001	1211	. . 0	. . 0	. . 00		
0173 MONEE PCT 002	1373	. . 0	. . 0	. . 00		
0174 MONEE PCT 003	1414	. . 0	. . 0	. . 00		
0175 MONEE PCT 004	1428	. . 0	. . 0	. . 00		
0176 MONEE PCT 005	1220	. . 0	. . 0	. . 00		
0177 MONEE PCT 006	929	. . 0	. . 0	. . 00		
0178 MONEE PCT 007	1240	. . 0	. . 0	. . 00		
0179 MONEE PCT 008	1178	. . 0	. . 0	. . 00		
0180 NEW LENOX PCT 001	1329	. . 0	. . 0	. . 00		
0181 NEW LENOX PCT 002	1318	. . 0	. . 0	. . 00		
0182 NEW LENOX PCT 003	1204	. . 0	. . 0	. . 00		
0183 NEW LENOX PCT 004	1017	. . 0	. . 0	. . 00		
0184 NEW LENOX PCT 005	1280	. . 0	. . 0	. . 00		
0185 NEW LENOX PCT 006	1303	. . 0	. . 0	. . 00		
0186 NEW LENOX PCT 007	1872	. . 0	. . 0	. . 00		
0187 NEW LENOX PCT 008	1601	. . 0	. . 0	. . 00		
0188 NEW LENOX PCT 009	1490	. . 0	. . 0	. . 00		
0189 NEW LENOX PCT 010	1278	. . 0	. . 0	. . 00		
0190 NEW LENOX PCT 011	1436	. . 0	. . 0	. . 00		
0191 NEW LENOX PCT 012	1358	. . 0	. . 0	. . 00		
0192 NEW LENOX PCT 013	1417	. . 0	. . 0	. . 00		
0193 NEW LENOX PCT 014	2032	. . 0	. . 0	. . 00		
0194 NEW LENOX PCT 015	1427	. . 0	. . 0	. . 00		
0195 NEW LENOX PCT 016	1322	. . 0	. . 0	. . 00		
0196 NEW LENOX PCT 017	1527	. . 1	. . 0	. . 07		
0197 NEW LENOX PCT 018	1376	. . 0	. . 0	. . 00		
0198 NEW LENOX PCT 019	1584	. . 0	. . 0	. . 00		
0199 NEW LENOX PCT 020	2138	. . 0	. . 0	. . 00		
0200 PEOTONE PCT 001	1464	. . 0	. . 0	. . 00		
0201 PEOTONE PCT 002	1489	. . 0	. . 0	. . 00		
0202 PLAINFIELD PCT 001	1583	. . 0	. . 0	. . 00		
0203 PLAINFIELD PCT 002	1543	. . 1	. . 0	. . 06		
0204 PLAINFIELD PCT 003	1328	. . 0	. . 0	. . 00		
0205 PLAINFIELD PCT 004	775	. . 0	. . 0	. . 00		
0206 PLAINFIELD PCT 005	1458	. . 0	. . 0	. . 00		
0207 PLAINFIELD PCT 006	1458	. . 0	. . 0	. . 00		
0208 PLAINFIELD PCT 007	1792	. . 0	. . 0	. . 00		
0209 PLAINFIELD PCT 008	1501	. . 0	. . 0	. . 00		
0210 PLAINFIELD PCT 009	1788	. . 0	. . 0	. . 00		
0211 PLAINFIELD PCT 010	1269	. . 0	. . 0	. . 00		
0212 PLAINFIELD PCT 011	755	. . 0	. . 0	. . 00		
0213 PLAINFIELD PCT 012	1434	. . 0	. . 0	. . 00		
0214 PLAINFIELD PCT 013	1836	. . 0	. . 0	. . 00		
0215 PLAINFIELD PCT 014	1417	. . 0	. . 0	. . 00		
0216 PLAINFIELD PCT 015	1413	. . 0	. . 0	. . 00		
0217 PLAINFIELD PCT 016	1432	. . 0	. . 0	. . 00		
0218 PLAINFIELD PCT 017	1622	. . 0	. . 0	. . 00		
0219 PLAINFIELD PCT 018	1586	. . 0	. . 0	. . 00		
0220 PLAINFIELD PCT 019	1453	. . 0	. . 0	. . 00		
0221 PLAINFIELD PCT 020	1939	. . 0	. . 0	. . 00		
0222 PLAINFIELD PCT 021	1219	. . 0	. . 0	. . 00		
0223 PLAINFIELD PCT 022	2025	. . 0	. . 0	. . 00		
0224 PLAINFIELD PCT 023	1185	. . 0	. . 0	. . 00		
0225 PLAINFIELD PCT 024	1228	. . 0	. . 0	. . 00		
0226 PLAINFIELD PCT 025	1612	. . 0	. . 0	. . 00		
0227 PLAINFIELD PCT 026	1393	. . 0	. . 0	. . 00		

	TOTAL PERCENT				TOTAL PERCENT	
01 = REGISTERED VOTERS - TOTAL	439,720				03 = BALLOTS CAST - BLANK	0
02 = BALLOTS CAST - TOTAL	32				04 = VOTER TURNOUT - TOTAL	.01
(CONTINUED FROM PREVIOUS PAGE)	01	02	03	04		
0228 PLAINFIELD PCT 027	1604	. . 0	. . 0	. . 00		
0229 PLAINFIELD PCT 028	1533	. . 0	. . 0	. . 00		
0230 PLAINFIELD PCT 029	1338	. . 2	. . 0	. . 15		
0231 PLAINFIELD PCT 030	1354	. . 0	. . 0	. . 00		
0232 PLAINFIELD PCT 031	1324	. . 1	. . 0	. . 08		
0233 PLAINFIELD PCT 032	1301	. . 0	. . 0	. . 00		
0234 PLAINFIELD PCT 033	1421	. . 0	. . 0	. . 00		
0235 PLAINFIELD PCT 034	1128	. . 0	. . 0	. . 00		
0236 PLAINFIELD PCT 035	1384	. . 0	. . 0	. . 00		
0237 REED PCT 001	1468	. . 0	. . 0	. . 00		
0238 REED PCT 002	1512	. . 0	. . 0	. . 00		
0239 REED PCT 003	1500	. . 0	. . 0	. . 00		
0240 TROY PCT 001	2289	. . 0	. . 0	. . 00		
0241 TROY PCT 002	1736	. . 0	. . 0	. . 00		
0242 TROY PCT 003	1249	. . 0	. . 0	. . 00		
0243 TROY PCT 004	1291	. . 0	. . 0	. . 00		
0244 TROY PCT 005	1189	. . 0	. . 0	. . 00		
0245 TROY PCT 006	916	. . 0	. . 0	. . 00		
0246 TROY PCT 007	1944	. . 0	. . 0	. . 00		
0247 TROY PCT 008	2153	. . 0	. . 0	. . 00		
0248 TROY PCT 009	1292	. . 0	. . 0	. . 00		
0249 TROY PCT 010	1446	. . 0	. . 0	. . 00		
0250 TROY PCT 011	1669	. . 0	. . 0	. . 00		
0251 TROY PCT 012	1428	. . 0	. . 0	. . 00		
0252 TROY PCT 013	2046	. . 0	. . 0	. . 00		
0253 TROY PCT 014	1439	. . 0	. . 0	. . 00		
0254 TROY PCT 015	1484	. . 0	. . 0	. . 00		
0255 TROY PCT 016	1498	. . 0	. . 0	. . 00		
0256 TROY PCT 017	1576	. . 0	. . 0	. . 00		
0257 TROY PCT 018	1202	. . 0	. . 0	. . 00		
0258 TROY PCT 019	1473	. . 0	. . 0	. . 00		
0259 TROY PCT 020	1638	. . 0	. . 0	. . 00		
0260 TROY PCT 021	1397	. . 0	. . 0	. . 00		
0261 TROY PCT 022	729	. . 0	. . 0	. . 00		
0262 WASHINGTON PCT 001	1366	. . 0	. . 0	. . 00		
0263 WASHINGTON PCT 002	1571	. . 0	. . 0	. . 00		
0264 WASHINGTON PCT 003	1275	. . 0	. . 0	. . 00		
0265 WESLEY PCT 001	1517	. . 0	. . 0	. . 00		
0266 WHEATLAND PCT 001	2044	. . 0	. . 0	. . 00		
0267 WHEATLAND PCT 002	1991	. . 0	. . 0	. . 00		
0268 WHEATLAND PCT 003	1684	. . 0	. . 0	. . 00		
0269 WHEATLAND PCT 004	2030	. . 0	. . 0	. . 00		
0270 WHEATLAND PCT 005	1780	. . 0	. . 0	. . 00		
0271 WHEATLAND PCT 006	1324	. . 0	. . 0	. . 00		
0272 WHEATLAND PCT 007	1389	. . 0	. . 0	. . 00		
0273 WHEATLAND PCT 008	1431	. . 0	. . 0	. . 00		
0274 WHEATLAND PCT 009	1688	. . 0	. . 0	. . 00		
0275 WHEATLAND PCT 010	1478	. . 0	. . 0	. . 00		
0276 WHEATLAND PCT 011	2312	. . 0	. . 0	. . 00		
0277 WHEATLAND PCT 012	1499	. . 0	. . 0	. . 00		
0278 WHEATLAND PCT 013	1318	. . 0	. . 0	. . 00		
0279 WHEATLAND PCT 014	1618	. . 0	. . 0	. . 00		
0280 WHEATLAND PCT 015	1502	. . 0	. . 0	. . 00		
0281 WHEATLAND PCT 016	1659	. . 0	. . 0	. . 00		
0282 WHEATLAND PCT 017	1590	. . 0	. . 0	. . 00		
0283 WHEATLAND PCT 018	1578	. . 1	. . 0	. . 06		
0284 WHEATLAND PCT 019	1284	. . 0	. . 0	. . 00		

01 = REGISTERED VOTERS - TOTAL  
02 = BALLOTS CAST - TOTAL

TOTAL PERCENT  
439,720  
32

03 = BALLOTS CAST - BLANK  
04 = VOTER TURNOUT - TOTAL

TOTAL PERCENT  
0  
.01

(CONTINUED FROM PREVIOUS PAGE)

	01	02	03	04
0285 WHEATLAND PCT 020	1365	. . 0	. . 0	. .00
0286 WHEATLAND PCT 021	1281	. . 0	. . 0	. .00
0287 WHEATLAND PCT 022	1647	. . 0	. . 0	. .00
0288 WHEATLAND PCT 023	1788	. . 0	. . 0	. .00
0289 WHEATLAND PCT 024	1412	. . 0	. . 0	. .00
0290 WHEATLAND PCT 025	1647	. . 0	. . 0	. .00
0291 WHEATLAND PCT 026	2016	. . 1	. . 0	. .05
0292 WHEATLAND PCT 027	1959	. . 1	. . 0	. .05
0293 WHEATLAND PCT 028	1801	. . 0	. . 0	. .00
0294 WHEATLAND PCT 029	1750	. . 0	. . 0	. .00
0295 WHEATLAND PCT 030	1640	. . 0	. . 0	. .00
0296 WHEATLAND PCT 031	1369	. . 0	. . 0	. .00
0297 WHEATLAND PCT 032	1561	. . 0	. . 0	. .00
0298 WHEATLAND PCT 033	1632	. . 1	. . 0	. .06
0299 WHEATLAND PCT 034	2208	. . 1	. . 0	. .05
0300 WILL PCT 001	1179	. . 0	. . 0	. .00
0301 WILMINGTON PCT 001	1366	. . 0	. . 0	. .00
0302 WILMINGTON PCT 002	1220	. . 0	. . 0	. .00
0303 WILMINGTON PCT 003	1383	. . 0	. . 0	. .00
0304 WILTON PCT 001	624	. . 2	. . 0	. .32

=====

A stylized graphic of the state of North Carolina. The background is dark blue with several light blue stars scattered across it. The state's outline is filled with a light blue color. In the bottom right corner, there are diagonal stripes in red, white, and blue, resembling the American flag. The text is centered over the map.

# **POSTMARKED VOTE BY MAIL**

(BY PRECINCT)

	TOTAL PERCENT				TOTAL PERCENT	
01 = REGISTERED VOTERS - TOTAL	439,720				03 = BALLOTS CAST - BLANK	0
02 = BALLOTS CAST - TOTAL	32				04 = VOTER TURNOUT - TOTAL	.01
	01	02	03	04		
0001 CHANNAHON PCT 001	1495	. . 0	. . 0	. . 00		
0002 CHANNAHON PCT 002	1739	. . 0	. . 0	. . 00		
0003 CHANNAHON PCT 003	1487	. . 0	. . 0	. . 00		
0004 CHANNAHON PCT 004	1282	. . 0	. . 0	. . 00		
0005 CHANNAHON PCT 005	1577	. . 0	. . 0	. . 00		
0006 CRETE PCT 001	1424	. . 0	. . 0	. . 00		
0007 CRETE PCT 002	1402	. . 0	. . 0	. . 00		
0008 CRETE PCT 003	1372	. . 0	. . 0	. . 00		
0009 CRETE PCT 004	1378	. . 0	. . 0	. . 00		
0010 CRETE PCT 005	1356	. . 0	. . 0	. . 00		
0011 CRETE PCT 006	1386	. . 1	. . 0	. . 07		
0012 CRETE PCT 007	1318	. . 0	. . 0	. . 00		
0013 CRETE PCT 008	1410	. . 0	. . 0	. . 00		
0014 CRETE PCT 009	1262	. . 0	. . 0	. . 00		
0015 CRETE PCT 010	1052	. . 0	. . 0	. . 00		
0016 CRETE PCT 011	1177	. . 0	. . 0	. . 00		
0017 CRETE PCT 012	1138	. . 0	. . 0	. . 00		
0018 CUSTER PCT 001	975	. . 0	. . 0	. . 00		
0019 DU PAGE PCT 001	1616	. . 0	. . 0	. . 00		
0020 DU PAGE PCT 002	1454	. . 1	. . 0	. . 07		
0021 DU PAGE PCT 003	1496	. . 0	. . 0	. . 00		
0022 DU PAGE PCT 004	1293	. . 0	. . 0	. . 00		
0023 DU PAGE PCT 005	1217	. . 0	. . 0	. . 00		
0024 DU PAGE PCT 006	1228	. . 0	. . 0	. . 00		
0025 DU PAGE PCT 007	1387	. . 0	. . 0	. . 00		
0026 DU PAGE PCT 008	1387	. . 0	. . 0	. . 00		
0027 DU PAGE PCT 009	1160	. . 0	. . 0	. . 00		
0028 DU PAGE PCT 010	1602	. . 5	. . 0	. . 31		
0029 DU PAGE PCT 011	1469	. . 0	. . 0	. . 00		
0030 DU PAGE PCT 012	1354	. . 0	. . 0	. . 00		
0031 DU PAGE PCT 013	1738	. . 3	. . 0	. . 17		
0032 DU PAGE PCT 014	1514	. . 0	. . 0	. . 00		
0033 DU PAGE PCT 015	1338	. . 0	. . 0	. . 00		
0034 DU PAGE PCT 016	1435	. . 1	. . 0	. . 07		
0035 DU PAGE PCT 017	1686	. . 0	. . 0	. . 00		
0036 DU PAGE PCT 018	1452	. . 0	. . 0	. . 00		
0037 DU PAGE PCT 019	1603	. . 1	. . 0	. . 06		
0038 DU PAGE PCT 020	1391	. . 0	. . 0	. . 00		
0039 DU PAGE PCT 021	1584	. . 0	. . 0	. . 00		
0040 DU PAGE PCT 022	1640	. . 0	. . 0	. . 00		
0041 DU PAGE PCT 023	1881	. . 0	. . 0	. . 00		
0042 DU PAGE PCT 024	1207	. . 0	. . 0	. . 00		
0043 DU PAGE PCT 025	1330	. . 0	. . 0	. . 00		
0044 DU PAGE PCT 026	1282	. . 0	. . 0	. . 00		
0045 DU PAGE PCT 027	1708	. . 0	. . 0	. . 00		
0046 DU PAGE PCT 028	1727	. . 0	. . 0	. . 00		
0047 DU PAGE PCT 029	1571	. . 0	. . 0	. . 00		
0048 DU PAGE PCT 030	1365	. . 0	. . 0	. . 00		
0049 DU PAGE PCT 031	824	. . 1	. . 0	. . 12		
0050 DU PAGE PCT 032	1773	. . 1	. . 0	. . 06		
0051 DU PAGE PCT 033	1472	. . 0	. . 0	. . 00		
0052 DU PAGE PCT 034	994	. . 0	. . 0	. . 00		
0053 DU PAGE PCT 035	1204	. . 0	. . 0	. . 00		
0054 DU PAGE PCT 036	1734	. . 0	. . 0	. . 00		
0055 DU PAGE PCT 037	1436	. . 0	. . 0	. . 00		
0056 FLORENCE PCT 001	624	. . 0	. . 0	. . 00		

01 = REGISTERED VOTERS - TOTAL  
02 = BALLOTS CAST - TOTAL

TOTAL PERCENT  
439,720  
32

03 = BALLOTS CAST - BLANK  
04 = VOTER TURNOUT - TOTAL

TOTAL PERCENT  
0  
.01

(CONTINUED FROM PREVIOUS PAGE)

	01	02	03	04
0057 FRANKFORT PCT 001	1952	. . 0	. . 0	. .00
0058 FRANKFORT PCT 002	1587	. . 0	. . 0	. .00
0059 FRANKFORT PCT 003	1555	. . 0	. . 0	. .00
0060 FRANKFORT PCT 004	1381	. . 0	. . 0	. .00
0061 FRANKFORT PCT 005	2071	. . 0	. . 0	. .00
0062 FRANKFORT PCT 006	1258	. . 0	. . 0	. .00
0063 FRANKFORT PCT 007	1334	. . 1	. . 0	. .07
0064 FRANKFORT PCT 008	1756	. . 0	. . 0	. .00
0065 FRANKFORT PCT 009	1438	. . 0	. . 0	. .00
0066 FRANKFORT PCT 010	1428	. . 0	. . 0	. .00
0067 FRANKFORT PCT 011	1858	. . 0	. . 0	. .00
0068 FRANKFORT PCT 012	1253	. . 0	. . 0	. .00
0069 FRANKFORT PCT 013	1236	. . 0	. . 0	. .00
0070 FRANKFORT PCT 014	1443	. . 0	. . 0	. .00
0071 FRANKFORT PCT 015	1368	. . 0	. . 0	. .00
0072 FRANKFORT PCT 016	1603	. . 0	. . 0	. .00
0073 FRANKFORT PCT 017	2020	. . 0	. . 0	. .00
0074 FRANKFORT PCT 018	1307	. . 0	. . 0	. .00
0075 FRANKFORT PCT 019	1458	. . 0	. . 0	. .00
0076 FRANKFORT PCT 020	1504	. . 0	. . 0	. .00
0077 FRANKFORT PCT 021	1287	. . 0	. . 0	. .00
0078 FRANKFORT PCT 022	1324	. . 0	. . 0	. .00
0079 FRANKFORT PCT 023	1279	. . 0	. . 0	. .00
0080 FRANKFORT PCT 024	1419	. . 0	. . 0	. .00
0081 FRANKFORT PCT 025	1273	. . 0	. . 0	. .00
0082 FRANKFORT PCT 026	1400	. . 0	. . 0	. .00
0083 FRANKFORT PCT 027	1185	. . 0	. . 0	. .00
0084 FRANKFORT PCT 028	1626	. . 2	. . 0	. .12
0085 GREEN GARDEN PCT 001	1405	. . 0	. . 0	. .00
0086 GREEN GARDEN PCT 002	1481	. . 0	. . 0	. .00
0087 HOMER PCT 001	1312	. . 0	. . 0	. .00
0088 HOMER PCT 002	1608	. . 0	. . 0	. .00
0089 HOMER PCT 003	1333	. . 0	. . 0	. .00
0090 HOMER PCT 004	1487	. . 0	. . 0	. .00
0091 HOMER PCT 005	1184	. . 0	. . 0	. .00
0092 HOMER PCT 006	1392	. . 0	. . 0	. .00
0093 HOMER PCT 007	1451	. . 0	. . 0	. .00
0094 HOMER PCT 008	1375	. . 0	. . 0	. .00
0095 HOMER PCT 009	1169	. . 0	. . 0	. .00
0096 HOMER PCT 010	1673	. . 0	. . 0	. .00
0097 HOMER PCT 011	1457	. . 0	. . 0	. .00
0098 HOMER PCT 012	1567	. . 0	. . 0	. .00
0099 HOMER PCT 013	1566	. . 0	. . 0	. .00
0100 HOMER PCT 014	2191	. . 0	. . 0	. .00
0101 HOMER PCT 015	1712	. . 0	. . 0	. .00
0102 HOMER PCT 016	1349	. . 0	. . 0	. .00
0103 HOMER PCT 017	1583	. . 1	. . 0	. .06
0104 HOMER PCT 018	1791	. . 0	. . 0	. .00
0105 JACKSON PCT 001	1480	. . 0	. . 0	. .00
0106 JACKSON PCT 002	1356	. . 0	. . 0	. .00
0107 JOLIET PCT 001	1419	. . 0	. . 0	. .00
0108 JOLIET PCT 002	1027	. . 0	. . 0	. .00
0109 JOLIET PCT 003	953	. . 0	. . 0	. .00
0110 JOLIET PCT 004	1333	. . 0	. . 0	. .00
0111 JOLIET PCT 005	1075	. . 0	. . 0	. .00
0112 JOLIET PCT 006	1234	. . 0	. . 0	. .00
0113 JOLIET PCT 007	1135	. . 0	. . 0	. .00

	TOTAL PERCENT				TOTAL PERCENT	
01 = REGISTERED VOTERS - TOTAL	439,720				03 = BALLOTS CAST - BLANK	0
02 = BALLOTS CAST - TOTAL	32				04 = VOTER TURNOUT - TOTAL	.01
(CONTINUED FROM PREVIOUS PAGE)	01	02	03	04		
0114 JOLIET PCT 008	1240	. . 0	. . 0	. . 00		
0115 JOLIET PCT 009	1406	. . 0	. . 0	. . 00		
0116 JOLIET PCT 010	1220	. . 0	. . 0	. . 00		
0117 JOLIET PCT 011	1284	. . 0	. . 0	. . 00		
0118 JOLIET PCT 012	1382	. . 0	. . 0	. . 00		
0119 JOLIET PCT 013	1252	. . 0	. . 0	. . 00		
0120 JOLIET PCT 014	1394	. . 0	. . 0	. . 00		
0121 JOLIET PCT 015	1290	. . 0	. . 0	. . 00		
0122 JOLIET PCT 016	1302	. . 0	. . 0	. . 00		
0123 JOLIET PCT 017	1341	. . 0	. . 0	. . 00		
0124 JOLIET PCT 018	1320	. . 0	. . 0	. . 00		
0125 JOLIET PCT 019	1206	. . 0	. . 0	. . 00		
0126 JOLIET PCT 020	1261	. . 0	. . 0	. . 00		
0127 JOLIET PCT 021	1433	. . 0	. . 0	. . 00		
0128 JOLIET PCT 022	1379	. . 0	. . 0	. . 00		
0129 JOLIET PCT 023	1532	. . 0	. . 0	. . 00		
0130 JOLIET PCT 024	1234	. . 0	. . 0	. . 00		
0131 JOLIET PCT 025	1338	. . 0	. . 0	. . 00		
0132 JOLIET PCT 026	1183	. . 0	. . 0	. . 00		
0133 JOLIET PCT 027	684	. . 0	. . 0	. . 00		
0134 JOLIET PCT 028	1202	. . 0	. . 0	. . 00		
0135 JOLIET PCT 029	1292	. . 0	. . 0	. . 00		
0136 JOLIET PCT 030	1263	. . 0	. . 0	. . 00		
0137 JOLIET PCT 031	1270	. . 0	. . 0	. . 00		
0138 JOLIET PCT 032	1122	. . 0	. . 0	. . 00		
0139 JOLIET PCT 033	1134	. . 0	. . 0	. . 00		
0140 JOLIET PCT 034	1144	. . 0	. . 0	. . 00		
0141 JOLIET PCT 035	1306	. . 0	. . 0	. . 00		
0142 JOLIET PCT 036	1118	. . 0	. . 0	. . 00		
0143 JOLIET PCT 037	1223	. . 0	. . 0	. . 00		
0144 LOCKPORT PCT 001	1827	. . 0	. . 0	. . 00		
0145 LOCKPORT PCT 002	1776	. . 0	. . 0	. . 00		
0146 LOCKPORT PCT 003	1578	. . 0	. . 0	. . 00		
0147 LOCKPORT PCT 004	1328	. . 0	. . 0	. . 00		
0148 LOCKPORT PCT 005	1386	. . 0	. . 0	. . 00		
0149 LOCKPORT PCT 006	1920	. . 0	. . 0	. . 00		
0150 LOCKPORT PCT 007	1791	. . 0	. . 0	. . 00		
0151 LOCKPORT PCT 008	1555	. . 0	. . 0	. . 00		
0152 LOCKPORT PCT 009	2109	. . 0	. . 0	. . 00		
0153 LOCKPORT PCT 010	1471	. . 0	. . 0	. . 00		
0154 LOCKPORT PCT 011	1439	. . 0	. . 0	. . 00		
0155 LOCKPORT PCT 012	1474	. . 0	. . 0	. . 00		
0156 LOCKPORT PCT 013	1936	. . 0	. . 0	. . 00		
0157 LOCKPORT PCT 014	1345	. . 0	. . 0	. . 00		
0158 LOCKPORT PCT 015	1301	. . 0	. . 0	. . 00		
0159 LOCKPORT PCT 016	1535	. . 0	. . 0	. . 00		
0160 LOCKPORT PCT 017	1406	. . 0	. . 0	. . 00		
0161 LOCKPORT PCT 018	1569	. . 0	. . 0	. . 00		
0162 LOCKPORT PCT 019	1332	. . 0	. . 0	. . 00		
0163 LOCKPORT PCT 020	1300	. . 0	. . 0	. . 00		
0164 LOCKPORT PCT 021	1404	. . 0	. . 0	. . 00		
0165 LOCKPORT PCT 022	1216	. . 1	. . 0	. . 08		
0166 LOCKPORT PCT 023	1100	. . 0	. . 0	. . 00		
0167 LOCKPORT PCT 024	1032	. . 1	. . 0	. . 10		
0168 MANHATTAN PCT 001	1531	. . 0	. . 0	. . 00		
0169 MANHATTAN PCT 002	1599	. . 0	. . 0	. . 00		
0170 MANHATTAN PCT 003	2066	. . 0	. . 0	. . 00		

01 = REGISTERED VOTERS - TOTAL	TOTAL	PERCENT	03 = BALLOTS CAST - BLANK	TOTAL	PERCENT
02 = BALLOTS CAST - TOTAL	439,720		04 = VOTER TURNOUT - TOTAL	0	
	32				.01

(CONTINUED FROM PREVIOUS PAGE)

	01	02	03	04
0171 MANHATTAN PCT 004	1506	. . 0	. . 0	. .00
0172 MONEE PCT 001	1211	. . 0	. . 0	. .00
0173 MONEE PCT 002	1373	. . 0	. . 0	. .00
0174 MONEE PCT 003	1414	. . 0	. . 0	. .00
0175 MONEE PCT 004	1428	. . 0	. . 0	. .00
0176 MONEE PCT 005	1220	. . 0	. . 0	. .00
0177 MONEE PCT 006	929	. . 0	. . 0	. .00
0178 MONEE PCT 007	1240	. . 0	. . 0	. .00
0179 MONEE PCT 008	1178	. . 0	. . 0	. .00
0180 NEW LENOX PCT 001	1329	. . 0	. . 0	. .00
0181 NEW LENOX PCT 002	1318	. . 0	. . 0	. .00
0182 NEW LENOX PCT 003	1204	. . 0	. . 0	. .00
0183 NEW LENOX PCT 004	1017	. . 0	. . 0	. .00
0184 NEW LENOX PCT 005	1280	. . 0	. . 0	. .00
0185 NEW LENOX PCT 006	1303	. . 0	. . 0	. .00
0186 NEW LENOX PCT 007	1872	. . 0	. . 0	. .00
0187 NEW LENOX PCT 008	1601	. . 0	. . 0	. .00
0188 NEW LENOX PCT 009	1490	. . 0	. . 0	. .00
0189 NEW LENOX PCT 010	1278	. . 0	. . 0	. .00
0190 NEW LENOX PCT 011	1436	. . 0	. . 0	. .00
0191 NEW LENOX PCT 012	1358	. . 0	. . 0	. .00
0192 NEW LENOX PCT 013	1417	. . 0	. . 0	. .00
0193 NEW LENOX PCT 014	2032	. . 0	. . 0	. .00
0194 NEW LENOX PCT 015	1427	. . 0	. . 0	. .00
0195 NEW LENOX PCT 016	1322	. . 0	. . 0	. .00
0196 NEW LENOX PCT 017	1527	. . 1	. . 0	. .07
0197 NEW LENOX PCT 018	1376	. . 0	. . 0	. .00
0198 NEW LENOX PCT 019	1584	. . 0	. . 0	. .00
0199 NEW LENOX PCT 020	2138	. . 0	. . 0	. .00
0200 PEOTONE PCT 001	1464	. . 0	. . 0	. .00
0201 PEOTONE PCT 002	1489	. . 0	. . 0	. .00
0202 PLAINFIELD PCT 001	1583	. . 0	. . 0	. .00
0203 PLAINFIELD PCT 002	1543	. . 1	. . 0	. .06
0204 PLAINFIELD PCT 003	1328	. . 0	. . 0	. .00
0205 PLAINFIELD PCT 004	775	. . 0	. . 0	. .00
0206 PLAINFIELD PCT 005	1458	. . 0	. . 0	. .00
0207 PLAINFIELD PCT 006	1458	. . 0	. . 0	. .00
0208 PLAINFIELD PCT 007	1792	. . 0	. . 0	. .00
0209 PLAINFIELD PCT 008	1501	. . 0	. . 0	. .00
0210 PLAINFIELD PCT 009	1788	. . 0	. . 0	. .00
0211 PLAINFIELD PCT 010	1269	. . 0	. . 0	. .00
0212 PLAINFIELD PCT 011	755	. . 0	. . 0	. .00
0213 PLAINFIELD PCT 012	1434	. . 0	. . 0	. .00
0214 PLAINFIELD PCT 013	1836	. . 0	. . 0	. .00
0215 PLAINFIELD PCT 014	1417	. . 0	. . 0	. .00
0216 PLAINFIELD PCT 015	1413	. . 0	. . 0	. .00
0217 PLAINFIELD PCT 016	1432	. . 0	. . 0	. .00
0218 PLAINFIELD PCT 017	1622	. . 0	. . 0	. .00
0219 PLAINFIELD PCT 018	1586	. . 0	. . 0	. .00
0220 PLAINFIELD PCT 019	1453	. . 0	. . 0	. .00
0221 PLAINFIELD PCT 020	1939	. . 0	. . 0	. .00
0222 PLAINFIELD PCT 021	1219	. . 0	. . 0	. .00
0223 PLAINFIELD PCT 022	2025	. . 0	. . 0	. .00
0224 PLAINFIELD PCT 023	1185	. . 0	. . 0	. .00
0225 PLAINFIELD PCT 024	1228	. . 0	. . 0	. .00
0226 PLAINFIELD PCT 025	1612	. . 0	. . 0	. .00
0227 PLAINFIELD PCT 026	1393	. . 0	. . 0	. .00



	TOTAL PERCENT				TOTAL PERCENT	
01 = REGISTERED VOTERS - TOTAL	439,720				03 = BALLOTS CAST - BLANK	0
02 = BALLOTS CAST - TOTAL	32				04 = VOTER TURNOUT - TOTAL	.01
(CONTINUED FROM PREVIOUS PAGE)	01	02	03	04		
0228 PLAINFIELD PCT 027	1604	. . 0	. . 0	. . 00		
0229 PLAINFIELD PCT 028	1533	. . 0	. . 0	. . 00		
0230 PLAINFIELD PCT 029	1338	. . 2	. . 0	. . 15		
0231 PLAINFIELD PCT 030	1354	. . 0	. . 0	. . 00		
0232 PLAINFIELD PCT 031	1324	. . 1	. . 0	. . 08		
0233 PLAINFIELD PCT 032	1301	. . 0	. . 0	. . 00		
0234 PLAINFIELD PCT 033	1421	. . 0	. . 0	. . 00		
0235 PLAINFIELD PCT 034	1128	. . 0	. . 0	. . 00		
0236 PLAINFIELD PCT 035	1384	. . 0	. . 0	. . 00		
0237 REED PCT 001	1468	. . 0	. . 0	. . 00		
0238 REED PCT 002	1512	. . 0	. . 0	. . 00		
0239 REED PCT 003	1500	. . 0	. . 0	. . 00		
0240 TROY PCT 001	2289	. . 0	. . 0	. . 00		
0241 TROY PCT 002	1736	. . 0	. . 0	. . 00		
0242 TROY PCT 003	1249	. . 0	. . 0	. . 00		
0243 TROY PCT 004	1291	. . 0	. . 0	. . 00		
0244 TROY PCT 005	1189	. . 0	. . 0	. . 00		
0245 TROY PCT 006	916	. . 0	. . 0	. . 00		
0246 TROY PCT 007	1944	. . 0	. . 0	. . 00		
0247 TROY PCT 008	2153	. . 0	. . 0	. . 00		
0248 TROY PCT 009	1292	. . 0	. . 0	. . 00		
0249 TROY PCT 010	1446	. . 0	. . 0	. . 00		
0250 TROY PCT 011	1669	. . 0	. . 0	. . 00		
0251 TROY PCT 012	1428	. . 0	. . 0	. . 00		
0252 TROY PCT 013	2046	. . 0	. . 0	. . 00		
0253 TROY PCT 014	1439	. . 0	. . 0	. . 00		
0254 TROY PCT 015	1484	. . 0	. . 0	. . 00		
0255 TROY PCT 016	1498	. . 0	. . 0	. . 00		
0256 TROY PCT 017	1576	. . 0	. . 0	. . 00		
0257 TROY PCT 018	1202	. . 0	. . 0	. . 00		
0258 TROY PCT 019	1473	. . 0	. . 0	. . 00		
0259 TROY PCT 020	1638	. . 0	. . 0	. . 00		
0260 TROY PCT 021	1397	. . 0	. . 0	. . 00		
0261 TROY PCT 022	729	. . 0	. . 0	. . 00		
0262 WASHINGTON PCT 001	1366	. . 0	. . 0	. . 00		
0263 WASHINGTON PCT 002	1571	. . 0	. . 0	. . 00		
0264 WASHINGTON PCT 003	1275	. . 0	. . 0	. . 00		
0265 WESLEY PCT 001	1517	. . 0	. . 0	. . 00		
0266 WHEATLAND PCT 001	2044	. . 0	. . 0	. . 00		
0267 WHEATLAND PCT 002	1991	. . 0	. . 0	. . 00		
0268 WHEATLAND PCT 003	1684	. . 0	. . 0	. . 00		
0269 WHEATLAND PCT 004	2030	. . 0	. . 0	. . 00		
0270 WHEATLAND PCT 005	1780	. . 0	. . 0	. . 00		
0271 WHEATLAND PCT 006	1324	. . 0	. . 0	. . 00		
0272 WHEATLAND PCT 007	1389	. . 0	. . 0	. . 00		
0273 WHEATLAND PCT 008	1431	. . 0	. . 0	. . 00		
0274 WHEATLAND PCT 009	1688	. . 0	. . 0	. . 00		
0275 WHEATLAND PCT 010	1478	. . 0	. . 0	. . 00		
0276 WHEATLAND PCT 011	2312	. . 0	. . 0	. . 00		
0277 WHEATLAND PCT 012	1499	. . 0	. . 0	. . 00		
0278 WHEATLAND PCT 013	1318	. . 0	. . 0	. . 00		
0279 WHEATLAND PCT 014	1618	. . 0	. . 0	. . 00		
0280 WHEATLAND PCT 015	1502	. . 0	. . 0	. . 00		
0281 WHEATLAND PCT 016	1659	. . 0	. . 0	. . 00		
0282 WHEATLAND PCT 017	1590	. . 0	. . 0	. . 00		
0283 WHEATLAND PCT 018	1578	. . 1	. . 0	. . 06		
0284 WHEATLAND PCT 019	1284	. . 0	. . 0	. . 00		

01 = REGISTERED VOTERS - TOTAL  
02 = BALLOTS CAST - TOTAL

TOTAL PERCENT  
439,720  
32

03 = BALLOTS CAST - BLANK  
04 = VOTER TURNOUT - TOTAL

TOTAL PERCENT  
0  
.01

(CONTINUED FROM PREVIOUS PAGE)

	01	02	03	04
0285 WHEATLAND PCT 020	1365	. . 0	. . 0	. .00
0286 WHEATLAND PCT 021	1281	. . 0	. . 0	. .00
0287 WHEATLAND PCT 022	1647	. . 0	. . 0	. .00
0288 WHEATLAND PCT 023	1788	. . 0	. . 0	. .00
0289 WHEATLAND PCT 024	1412	. . 0	. . 0	. .00
0290 WHEATLAND PCT 025	1647	. . 0	. . 0	. .00
0291 WHEATLAND PCT 026	2016	. . 1	. . 0	. .05
0292 WHEATLAND PCT 027	1959	. . 1	. . 0	. .05
0293 WHEATLAND PCT 028	1801	. . 0	. . 0	. .00
0294 WHEATLAND PCT 029	1750	. . 0	. . 0	. .00
0295 WHEATLAND PCT 030	1640	. . 0	. . 0	. .00
0296 WHEATLAND PCT 031	1369	. . 0	. . 0	. .00
0297 WHEATLAND PCT 032	1561	. . 0	. . 0	. .00
0298 WHEATLAND PCT 033	1632	. . 1	. . 0	. .06
0299 WHEATLAND PCT 034	2208	. . 1	. . 0	. .05
0300 WILL PCT 001	1179	. . 0	. . 0	. .00
0301 WILMINGTON PCT 001	1366	. . 0	. . 0	. .00
0302 WILMINGTON PCT 002	1220	. . 0	. . 0	. .00
0303 WILMINGTON PCT 003	1383	. . 0	. . 0	. .00
0304 WILTON PCT 001	624	. . 2	. . 0	. .32

=====

IN THE CIRCUIT COURT OF THE TWELFTH JUDICIAL CIRCUIT  
WILL COUNTY, ILLINOIS

2019 NOV -5 AM 10:31  
FILED  
WILL COUNTY CLERK ANNEX

JAMES "JT" BOUDOURIS, )  
 )  
 Petitioner, )

v. )

Case No: 15 MR 1455

SANDRA E. CARLSON; STEVEN QUIGLEY; )  
DIANE PARRO; DEBRA MARIE SAVAGE; )  
CHARLOTTE DROOGAN; SINATRA )  
STRONG; LAUREN STALEY-FERRY, as )  
WILL COUNTY CLERK; and )  
VALLEY VIEW COMMUNITY UNIT )  
SCHOOL DISTRICT 365U BOARD OF )  
EDUCATION, )  
 Respondents. )

**DECISION AND ORDER ON VERIFIED PETITION FOR ELECTION CONTEST AND  
RECOUNT**

This matter coming on for hearing on Petitioner's Verified Petition for Election Contest and Recount ("Verified Petition"), after due and proper notice to all parties, the Court, having reviewed the evidence presented by the parties and having heard the arguments and suggestions of counsel, finds and orders as follows:

Based on the facts alleged in the Verified Petition, the Court, finding a reasonable likelihood that the recount would change the results of the election, ordered a ballot review and recount of the ballots cast for the April 2, 2019, election of Board Members for Valley View Community Unit School District 365U. That ballot review occurred on November 1, 2019, in the Will County Board Room at the Will County Office Building, with all parties present (in person or by representative) and participating in the same.

Upon review of numerous ballots and evidence presented by the parties for consideration after such ballot review and recount (the ballots having been presented for the Court's review by the Will County Clerk), the Court further finds as follows:

1. On April 23, 2019, the Respondent, LAUREN STALEY-FERRY, as Will County Clerk, canvassed the official count of the ballots and rendered a formal proclamation of results for the April 2, 2019, election, including the election for the office of Board Member of Valley View Community Unit School District 365U. The Election Code of the State of Illinois vests authority in LAUREN STALEY-FERRY, as Will County Clerk, to proclaim the official results of this election.

2. Petitioner, JAMES "JT" BOUDOURIS, and Respondents, SANDRA E. CARLSON, STEVEN QUIGLEY, DIANE PARRO, DEBRA MARIE SAVAGE, CHARLOTTE DROOGAN and SINATRA STRONG, were the candidates for election to the office of Board Member of the Valley View Community Unit School District 365U. The top three vote-getters were to be elected to the Board from these seven (7) candidates.

3. Petitioner, JAMES "JT" BOUDOURIS, a duly qualified elector of the Valley View Community Unit School District 365U, voted in the April 2, 2019, election, and, as set forth more fully and specifically below, in good faith based on reasonable inquiry, Petitioner alleged that mistakes and/or fraud were committed in the casting and counting of ballots for the office of Board Member of the Valley View Community Unit School District 365U at this election.

4. On April 23, 2019, LAUREN STALEY-FERRY, as Will County Clerk, proclaimed the results of the April 2, 2019, Election of Board Members of the Valley View Community Unit School District 365U to be as follows:

DIANE PARRO:	<u>3882</u>
STEVEN QUIGLEY:	<u>3595</u>
SANDRA E. CARLSON:	<u>3294</u>
JAMES "JT" BOUDOURIS:	<u>3291</u>
DEBRA MARIE SAVAGE:	<u>2825</u>
CHARLOTTE DROOGAN:	<u>2815</u>
SINATRA STRONG:	<u>878</u>

5. The candidates, Petitioner, JAMES "JT" BOUDOURIS, and Respondent, SANDRA E. CARLSON, were three (3) votes apart according to the canvass proclamation.

6. As to DuPage Precinct #6, the Will County Clerk reported and proclaimed that 723 votes were cast for the office of Board Member of Valley View Community Unit School District 365U and that the results of the count were 114 votes for JAMES "JT" BOUDOURIS and 97 votes for SANDRA E. CARLSON. That report, proclamation and vote count results were erroneous in that the ballots that were cast and counted contained two (2) uninitialed, unendorsed ballots that were cast in a polling place, erroneously counted in violation of 10 ILCS 5/17-9, 17-11, 17-16, 17-18, 24B-4, 24B-10.1, and other provisions, and that all two (2) ballots were marked for SANDRA E. CARLSON. Those two (2) uninitialed, unendorsed ballots should not be counted.

7. As to DuPage Precinct #13, the Will County Clerk reported and proclaimed that 643 votes were cast for the office of Board Member of Valley View Community Unit School District 365U and that the results of the count were 89 votes for JAMES "JT" BOUDOURIS and 111 votes for SANDRA E. CARLSON. That report, proclamation and vote count results were erroneous in that the ballots that were cast and counted contained one (1) uninitialed, unendorsed ballot that was cast in a polling place, erroneously counted in violation of 10 ILCS 5/17-9, 17-11, 17-16, 17-18, 24B-4, 24B-10.1, and other provisions, and that one (1) ballot was marked for SANDRA E. CARLSON. That one (1) uninitialed, unendorsed ballot should not be counted.

8. As to DuPage Precinct #18, the Will County Clerk reported and proclaimed that 665 votes were cast for the office of Board Member of Valley View Community Unit School District 365U and that the results of the count were 112 votes for JAMES "JT" BOUDOURIS and 95 votes for SANDRA E. CARLSON. That report, proclamation and vote count results were erroneous in that the ballots that were cast and counted contained one (1) uninitialed, unendorsed ballot that was cast in a polling place, erroneously counted in violation of 10 ILCS 5/17-9, 17-11,

17-16, 17-18, 24B-4, 24B-10.1, and other provisions, and that one (1) ballot was marked for SANDRA E. CARLSON. That one (1) uninitialed, unendorsed ballot should not be counted.

9. As to DuPage Precinct #27, the Will County Clerk reported and proclaimed that 630 votes were cast for the office of Board Member of Valley View Community Unit School District 365U and that the results of the count were 87 votes for JAMES "JT" BOUDOURIS and 117 votes for SANDRA E. CARLSON. That report, proclamation and vote count results are erroneous in that the ballots that were cast and counted contained three (3) uninitialed, unendorsed ballots that were cast in a polling place, erroneously counted in violation of 10 ILCS 5/17-9, 17-11, 17-16, 17-18, 24B-4, 24B-10.1, and other provisions, and that three (3) of those ballots were marked for SANDRA E. CARLSON ~~and that one (1) of these ballots was~~ RDE  
~~marked for JAMES "JT" BOUDOURIS.~~ Those three (3) uninitialed, unendorsed ballots should not be counted.

10. As to Lockport Precinct #1, the Will County Clerk reported and proclaimed that 1036 votes were cast for the office of Board Member of Valley View Community Unit School District 365U and that the results of the count were 160 votes for JAMES "JT" BOUDOURIS and 157 votes for SANDRA E. CARLSON. That report, proclamation and vote count results are erroneous in that the ballots that were cast and counted contained one (1) uninitialed, unendorsed ballot that was cast in a polling place, erroneously counted in violation of 10 ILCS 5/17-9, 17-11, 17-16, 17-18, 24B-4, 24B-10.1, and other provisions, and that one (1) ballot was marked for SANDRA E. CARLSON. That one (1) uninitialed, unendorsed ballot should not be counted.

~~11. Further, the report, proclamation and vote count results announced by the Will~~ RDE  
~~County Clerk were erroneous in that the ballots that were cast and counted contained \_\_\_\_\_~~  
~~( ) ballots that were cast in a polling place with stray, identifying marks, were erroneously~~  
~~counted in violation of 10 ILCS 5/17-9, 17-11, 17-16, and other provisions, and that \_\_\_\_\_~~

~~( ) ballots were marked for SANDRA E. CARLSON. Those \_\_\_\_\_ ( ) ballots contained  
stray and identifying marks and should not be counted.~~

12. After correcting, as required by law, for the mistakes and/or fraud in the casting and counting of ballots in DuPage Precinct #6, the true results in the casting and counting of ballots should be and are that not more than 721 valid votes were cast for the office of Board Member of Valley View Community Unit School District 365U, and the proper results are 95 votes for SANDRA E. CARLSON and 114 votes for JAMES "JT" BOUDOURIS.

13. After correcting, as required by law, for the mistakes and/or fraud in the casting and counting of ballots in DuPage Precinct #13, the true results in the casting and counting of ballots should be and are that not more than 642 valid votes were cast for the office of Board Member of Valley View Community Unit School District 365U, and the proper results are 110 votes for SANDRA E. CARLSON and 89 votes for JAMES "JT" BOUDOURIS.

14. After correcting, as required by law, for the mistakes and/or fraud in the casting and counting of ballots in DuPage Precinct #18, the true results in the casting and counting of ballots should be and are that not more than 664 valid votes were cast for the office of Board Member of Valley View Community Unit School District 365U, and the proper results are 94 votes for SANDRA E. CARLSON and 112 votes for JAMES "JT" BOUDOURIS.

15. After correcting, as required by law, for the mistakes and/or fraud in the casting and counting of ballots in DuPage Precinct #27, the true results in the casting and counting of ballots should be and are that not more than 627 valid votes were cast for the office of Board Member of Valley View Community Unit School District 365U, and the proper results are 114 votes for SANDRA E. CARLSON and 87 votes for JAMES "JT" BOUDOURIS.

16. After correcting, as required by law, for the mistakes and/or fraud in the casting and counting of ballots in Lockport Precinct #1, the true results in the casting and counting of ballots should be and are that not more than 1035 valid votes were cast for the office of Board

Member of Valley View Community Unit School District 365U, and the proper results are 156 votes for SANDRA E. CARLSON and 160 votes for JAMES "JT" BOUDOURIS.

17. Consolidating these corrections, this Court declares that the final proclamation of the results of the April 2, 2019, election for Board Members of Valley View Community Unit School District 365U are as follows:

DIANE PARRO:	<u>3882</u>
STEVEN QUIGLEY:	<u>3595</u>
<b>JAMES "JT" BOUDOURIS:</b>	<b><u>3291</u></b>
<b>SANDRA E. CARLSON:</b>	<b><u>3286</u></b>
DEBRA MARIE SAVAGE:	<u>2825</u>
CHARLOTTE DROOGAN:	<u>2815</u>
SINATRA STRONG:	<u>878.</u>

18. As a result of the correct vote count, JAMES "JT" BOUDOURIS was elected Board Member of Valley View Community Unit School District 365U at the April 2, 2019, election, not SANDRA E. CARLSON.

19. This Court declares that, effective immediately, JAMES "JT" BOUDOURIS was duly elected as a Board Member for Valley View Community Unit School District 365U at the election held on April 2, 2019; that JAMES "JT" BOUDOURIS shall be sworn in immediately and take office as a Board Member for Valley View Community Unit School District 365U; and that, effective immediately, SANDRA E. CARLSON is hereby removed from the office of Board Member for Valley View Community Unit School District 365U as she was not duly elected to the same.

20. The Court finds that the Affirmative Defenses raised by Respondent Carlson are without merit (consistent with this Court's Order of October 31, 2019).

21. The Court further finds that, because the results of the election changed and SANDRA E. CARLSON was not elected, based upon the allegations of the Verified Petition, no costs are to be assessed against the Petitioner.



22. All matters in controversy having been resolved by this Decision and Order, this Order is final.

Date: November 5, 2019

  
\_\_\_\_\_  
JUDGE ROGER RICKMON

BRYAN W. KOPMAN, ARDC #06229618  
KATHY M. SONS, ARDC #6230307  
RICHARD J. KAVANAGH, ARDC #01418017  
Kavanagh Grumley & Gorbald LLC  
111 North Ottawa Street  
Joliet, Illinois 60432  
(815) 727-4511  
[bkopman@kggllc.com](mailto:bkopman@kggllc.com)

CERTIFICATION

I, ANDREA LYNN CHASTEEN, CLERK OF THE 12TH JUDICIAL CIRCUIT, WILL COUNTY, ILLINOIS, CERTIFY THIS TO BE A TRUE COPY OF AN ORIGINAL RECORD OF THIS CIRCUIT COURT.



SIGNED: Andrea Lynn Chasteen

CLERK

DATE

(LF)