

CANVASS BOOK

CERTIFIED ELECTION RESULTS

**WILL COUNTY
GENERAL ELECTION
NOVEMBER 6, 2018**

JOLIET, ILLINOIS



Nancy Schultz Voots


W I L L C O U N T Y C L E R K

Will County Clerk's Office • 302 N. Chicago Street • Joliet, Illinois 60432
815 • 740 • 4615 • Fax: 815 • 740 • 4699
Website: www.thewillcountyclerk.com • E-mail: coclrk@willcountyillinois.com

CERTIFICATE OF CANVASS RESULTS

State of Illinois }
County of Will } SS

I, Nancy Schultz Voots, do hereby certify that on November 27, 2018, I canvassed the returns of the General Election held on November 6, 2018 for the County of Will and the foregoing true and complete Abstract of Votes was prepared in my presence in the office of the County Clerk in Will County, this 27th day of November, 2018.



Nancy Schultz Voots, County Clerk
The County of Will, Illinois

NOVEMBER 6, 2018 GENERAL ELECTION

Table of Contents

- Section 1:** Election Summary
- Section 2:** State of Illinois Summary
- Section 3:** Congressional Summary
(District 1, 2, 3, 11, 14, 16)
- Section 4:** Legislative Summary
(District 15, 17, 21, 38, 41, 42)
- Section 5:** Representative Summary
(District 29, 34, 37, 38, 41, 75, 79, 80, 81, 82, 84, 85, 86, 97, 98)
- Section 6:** County Offices Summary
(County Clerk, County Treasurer, County Sheriff)
- Section 7:** Education Service Region Summary
(DuPage, Grundy/Kendall, Iroquois/Kankakee, Will)
- Section 8:** County Board Summary
(District 1, 2, 4, 5, 6, 7, 9, 11)
- Section 9:** Judicial Summary Circuit Court – 12th Judicial Circuit
(Rozak Vacancy)
(Policandriotes Vacancy)
- Section 10:** Nonpartisan Summary
(East Joliet Sanitary District Trustee)
(Lockport Heights Sanitary District Trustee)
- Section 11:** Write-In Votes
- Section 12:** Miscellaneous Referenda
- Section 13:** Vote by Mail by Precinct
- Section 14:** Early Voting by Precinct
- Section 15:** Election Day by Precinct
- Section 16:** Provisional Voting by Precinct
- Section 17:** Postmarked Vote by Mail by Precinct

The graphic features a dark blue background with several light blue stars scattered across it. A light blue map of the state of Indiana is centered in the middle. The bottom right corner of the image is decorated with a diagonal pattern of red, white, and blue stripes, reminiscent of the American flag. The text 'ELECTION SUMMARY' is written in a bold, white, sans-serif font, centered over the map of Indiana.

**ELECTION
SUMMARY**

RUN DATE:11/21/18 11:07 AM

REPORT-EL45A PAGE 001

	TOTAL VOTES	%	VOTE BY MAIL	EARLY VOTING	ELECTION DAY	PROVISIONAL	POSTMARK	VBM
PRECINCTS COUNTED (OF 304)	304	100.00						
REGISTERED VOTERS - TOTAL	429,647							
BALLOTS CAST - TOTAL	249,682		20,581	48,355	176,174	385		4,187
BALLOTS CAST - GENERAL	249,542		20,546	48,351	176,091	384		4,170
BALLOTS CAST - FEDERAL	140		35	4	83	1		17
BALLOTS CAST - BLANK	41	.02	4	21	13	2		1
VOTER TURNOUT - TOTAL		58.11						
VOTER TURNOUT - GENERAL		58.08						
VOTER TURNOUT - FEDERAL		.03						
GOVERNOR AND LIEUTENANT GOVERNOR								
Vote for not more than 1								
Rauner / Sanguinetti (REP)	107,859	43.60	7,133	19,440	79,829	98		1,359
Pritzker / Stratton (DEM)	123,292	49.84	11,807	25,977	82,817	256		2,435
Jackson / Mohip (LIB)	5,547	2.24	490	773	4,137	12		135
McCann / Merreighn (CON)	9,969	4.03	787	1,587	7,424	10		161
WRITE-IN	727	.29	61	144	511	1		10
ATTORNEY GENERAL								
Vote for not more than 1								
Erika Harold (REP)	116,106	46.92	7,845	20,652	86,013	113		1,483
Kwame Raoul (DEM)	124,864	50.46	11,869	26,464	83,811	255		2,465
Bubba Harsy (LIB)	6,466	2.61	619	839	4,836	11		161
SECRETARY OF STATE								
Vote for not more than 1								
Jason Helland (REP)	81,566	32.89	5,265	14,634	60,571	87		1,009
Jesse White (DEM)	160,415	64.69	14,635	32,702	109,867	276		2,935
Steve Dutner (LIB)	6,000	2.42	509	732	4,574	17		168
COMPTROLLER								
Vote for not more than 1								
Darlene Senger (REP)	103,249	41.81	6,781	18,196	76,926	103		1,243
Susana A. Mendoza (DEM)	136,123	55.12	12,868	28,801	91,545	262		2,647
Claire Ball (LIB)	7,596	3.08	664	907	5,811	14		200
TREASURER								
Vote for not more than 1								
Jim Dodge (REP)	109,351	44.63	7,156	19,232	81,503	107		1,353
Michael W. Frerichs (DEM)	126,423	51.60	12,189	27,135	84,377	251		2,471
Michael Leheney (LIB)	9,217	3.76	749	1,158	7,081	18		211
REPRESENTATIVE IN CONGRESS 1ST CONGRESSIONAL DISTRICT								
Vote for not more than 1								
Jimmy Lee Tillman, II (REP)	22,170	53.30	1,296	4,071	16,559	19		225
Bobby L. Rush (DEM)	15,250	36.66	1,425	3,171	10,246	31		377
Thomas Rudbeck (IND)	4,178	10.04	360	776	2,940	4		98

	TOTAL VOTES	%	VOTE BY MAIL	EARLY VOTING	ELECTION DAY	PROVISIONAL	POSTMARK	VBM
REPRESENTATIVE IN CONGRESS 2ND CONGRESSIONAL DISTRICT								
Vote for not more than 1								
David Merkle (REP)	7,882	41.58	477	868	6,458	8		71
Robin Kelly (DEM)	11,074	58.42	999	1,578	8,292	35		170
REPRESENTATIVE IN CONGRESS 3RD CONGRESSIONAL DISTRICT								
Vote for not more than 1								
Arthur J. Jones (REP)	11,701	37.87	669	1,900	9,007	10		115
Daniel William Lipinski (DEM)	18,581	60.13	1,647	3,344	13,207	34		349
WRITE-IN	617	2.00	36	115	454	0		12
REPRESENTATIVE IN CONGRESS 11TH CONGRESSIONAL DISTRICT								
Vote for not more than 1								
Nick Stella (REP)	36,651	35.62	2,578	5,981	27,613	37		442
Bill Foster (DEM)	66,235	64.38	6,280	14,037	44,637	106		1,175
REPRESENTATIVE IN CONGRESS 14TH CONGRESSIONAL DISTRICT								
Vote for not more than 1								
Randall M. "Randy" Hultgren (REP)	17,456	42.87	1,210	4,112	11,828	22		284
Lauren Underwood (DEM)	23,267	57.13	2,521	6,335	13,667	52		692
REPRESENTATIVE IN CONGRESS 16TH CONGRESSIONAL DISTRICT								
Vote for not more than 1								
Adam Kinzinger (REP)	6,996	65.25	376	842	5,723	3		52
Sara Dady (DEM)	3,726	34.75	352	537	2,778	0		59
STATE SENATOR 15TH LEGISLATIVE DISTRICT								
Vote for not more than 1								
NO CANDIDATE FILED	0		0	0	0	0		0
Napoleon B. Harris, III (DEM)	5,805	100.00	496	968	4,238	19		84
STATE SENATOR 17TH LEGISLATIVE DISTRICT								
Vote for not more than 1								
NO CANDIDATE FILED	0		0	0	0	0		0
Elgie R. Sims, Jr. (DEM)	3,184	100.00	224	438	2,481	2		39
STATE SENATOR 21ST LEGISLATIVE DISTRICT								
Vote for not more than 1								
Michael G. Connelly (REP)	7,164	48.18	431	1,757	4,854	3		119
Laura Ellman (DEM)	7,705	51.82	898	2,364	4,184	15		244
STATE SENATOR 38TH LEGISLATIVE DISTRICT								
Vote for not more than 1								
Sue Rezin (REP)	5,226	65.88	278	567	4,342	1		38
Heidi Henry (DEM)	2,707	34.12	250	376	2,036	0		45

	TOTAL VOTES	%	VOTE BY MAIL	EARLY VOTING	ELECTION DAY	PROVISIONAL	POSTMARK	VBM
STATE SENATOR 41ST LEGISLATIVE DISTRICT								
Vote for not more than 1								
John Curran (REP)	7,316	58.85	492	1,484	5,239	4		97
Bridget M. Fitzgerald (DEM)	5,116	41.15	485	1,151	3,345	7		128
STATE SENATOR 42ND LEGISLATIVE DISTRICT								
Vote for not more than 1								
NO CANDIDATE FILED	0		0	0	0	0		0
Linda Holmes (DEM)	6,594	100.00	692	1,715	4,000	16		171
REPRESENTATIVE IN THE GENERAL ASSEMBLY 29TH REPRESENTATIVE DISTRICT								
Vote for not more than 1								
NO CANDIDATE FILED	0		0	0	0	0		0
Thaddeus Jones (DEM)	5,799	100.00	496	957	4,244	19		83
REPRESENTATIVE IN THE GENERAL ASSEMBLY 34TH REPRESENTATIVE DISTRICT								
Vote for not more than 1								
NO CANDIDATE FILED	0		0	0	0	0		0
Nicholas "Nick" Smith (DEM)	3,212	100.00	228	441	2,503	1		39
REPRESENTATIVE IN THE GENERAL ASSEMBLY 37TH REPRESENTATIVE DISTRICT								
Vote for not more than 1								
Margo McDermed (REP)	20,891	58.91	1,195	4,128	15,335	13		220
Matthew J. Hunt (DEM)	14,573	41.09	1,280	2,995	9,948	24		326
REPRESENTATIVE IN THE GENERAL ASSEMBLY 38TH REPRESENTATIVE DISTRICT								
Vote for not more than 1								
NO CANDIDATE FILED	0		0	0	0	0		0
Debbie Meyers-Martin (DEM)	2,717	100.00	252	386	2,016	9		54
REPRESENTATIVE IN THE GENERAL ASSEMBLY 41ST REPRESENTATIVE DISTRICT								
Vote for not more than 1								
Grant Wehrli (REP)	7,837	52.79	475	1,917	5,302	3		140
Val Montgomery (DEM)	7,010	47.21	854	2,198	3,725	15		218
REPRESENTATIVE IN THE GENERAL ASSEMBLY 75TH REPRESENTATIVE DISTRICT								
Vote for not more than 1								
David Allen Welter (REP)	6,624	100.00	408	718	5,438	1		59
NO CANDIDATE FILED	0		0	0	0	0		0

	TOTAL VOTES	%	VOTE BY MAIL	EARLY VOTING	ELECTION DAY	PROVISIONAL	POSTMARK	VBM
REPRESENTATIVE IN THE GENERAL ASSEMBLY								
79TH REPRESENTATIVE DISTRICT								
Vote for not more than 1								
Lindsay Parkhurst (REP).	1,361	68.46	81	54	1,211	0		15
Lisa M. Dugan (DEM)	627	31.54	50	28	534	1		14
REPRESENTATIVE IN THE GENERAL ASSEMBLY								
80TH REPRESENTATIVE DISTRICT								
Vote for not more than 1								
NO CANDIDATE FILED	0		0	0	0	0		0
Anthony DeLuca (DEM).	13,260	100.00	1,073	2,031	9,900	25		231
REPRESENTATIVE IN THE GENERAL ASSEMBLY								
81ST REPRESENTATIVE DISTRICT								
Vote for not more than 1								
David S. Olsen (REP).	924	52.65	72	177	652	0		23
Anne M. Stava-Murray (DEM).	831	47.35	88	257	454	2		30
REPRESENTATIVE IN THE GENERAL ASSEMBLY								
82ND REPRESENTATIVE DISTRICT								
Vote for not more than 1								
Jim Durkin (REP)	6,992	65.52	453	1,395	5,047	5		92
Tom Chlystek (DEM)	3,679	34.48	361	813	2,424	4		77
REPRESENTATIVE IN THE GENERAL ASSEMBLY								
84TH REPRESENTATIVE DISTRICT								
Vote for not more than 1								
Patty Smith (REP).	3,039	36.27	233	795	1,944	4		63
Stephanie A. Kifowit (DEM).	5,340	63.73	608	1,433	3,139	14		146
REPRESENTATIVE IN THE GENERAL ASSEMBLY								
85TH REPRESENTATIVE DISTRICT								
Vote for not more than 1								
NO CANDIDATE FILED	0		0	0	0	0		0
John Connor (DEM).	21,768	100.00	1,799	4,760	14,812	44		353
REPRESENTATIVE IN THE GENERAL ASSEMBLY								
86TH REPRESENTATIVE DISTRICT								
Vote for not more than 1								
Rick Laib (REP)	8,981	29.89	700	1,516	6,656	10		99
Lawrence "Larry" Walsh, Jr. (DEM)	21,070	70.11	2,002	4,375	14,382	22		289
REPRESENTATIVE IN THE GENERAL ASSEMBLY								
97TH REPRESENTATIVE DISTRICT								
Vote for not more than 1								
Mark Batinick (REP)	17,823	50.72	1,320	3,533	12,609	25		336
Mica Freeman (DEM)	17,319	49.28	1,726	3,890	11,284	31		388

	TOTAL VOTES	%	VOTE BY MAIL	EARLY VOTING	ELECTION DAY	PROVISIONAL	POSTMARK	VBM
REPRESENTATIVE IN THE GENERAL ASSEMBLY								
98TH REPRESENTATIVE DISTRICT								
Vote for not more than 1								
Alyssia Benford (REP)	13,741	36.10	1,005	1,865	10,691	14		166
Natalie A. Manley (DEM)	24,318	63.90	2,413	4,157	17,262	41		445
COUNTY CLERK								
Vote for not more than 1								
Laurie McPhillips (REP)	119,249	48.61	8,084	21,149	88,323	120		1,573
Lauren Staley-Ferry (DEM)	126,081	51.39	12,141	26,453	84,765	256		2,466
COUNTY TREASURER								
Vote for not more than 1								
Steve Weber (REP)	119,110	48.74	7,955	21,065	88,392	108		1,590
Timothy M. Brophy (DEM)	125,274	51.26	12,113	26,374	84,118	262		2,407
COUNTY SHERIFF								
Vote for not more than 1								
Jim Reilly (REP)	102,907	41.99	6,986	18,029	76,466	102		1,324
Mike Kelley (DEM)	142,171	58.01	13,174	29,475	96,539	271		2,712
REGIONAL SUPERINTENDENT OF SCHOOLS (DU PAGE COUNTY)								
Vote for not more than 1								
Darlene J. Ruscitti (REP)	18,763	100.00	1,543	4,772	11,971	28		449
NO CANDIDATE FILED	0		0	0	0	0		0
REGIONAL SUPERINTENDENT OF SCHOOLS (GRUNDY AND KENDALL COUNTIES)								
Vote for not more than 1								
Christopher D. Mehochko (REP)	3,024	100.00	231	613	2,108	7		65
NO CANDIDATE FILED	0		0	0	0	0		0
REGIONAL SUPERINTENDENT OF SCHOOLS (IROQUOIS AND KANKAKEE COUNTIES)								
Vote for not more than 1								
Gregg Murphy (REP)	16	100.00	4	0	9	0		3
NO CANDIDATE FILED	0		0	0	0	0		0
REGIONAL SUPERINTENDENT OF SCHOOLS (WILL COUNTY)								
Vote for not more than 1								
NO CANDIDATE FILED	0		0	0	0	0		0
Shawn Walsh (DEM)	166,920	100.00	14,137	30,124	119,678	270		2,711
COUNTY BOARD MEMBER DISTRICT ONE								
Vote for not more than 2								
Judy Ogalla (REP)	8,182	34.89	531	923	6,644	7		77
Laurie Summers (DEM)	9,592	40.90	884	1,386	7,151	30		141
Bob Howard (DEM)	5,680	24.22	605	861	4,097	17		100

	TOTAL VOTES	%	VOTE BY MAIL	EARLY VOTING	ELECTION DAY	PROVISIONAL	POSTMARK	VBM
COUNTY BOARD MEMBER DISTRICT TWO								
Vote for not more than 2								
James (Jim) Moustis (REP)	11,216	37.19	749	1,940	8,372	14		141
Keith Ogle (REP)	8,467	28.07	595	1,495	6,258	6		113
Amanda L. Koch (DEM)	10,476	34.74	982	2,009	7,227	25		233
COUNTY BOARD MEMBER DISTRICT FOUR								
Vote for not more than 2								
NO CANDIDATE FILED	0		0	0	0	0		0
Jacqueline L. Traynere (DEM)	9,907	54.38	922	2,915	5,887	25		158
Kenneth Harris (DEM)	8,310	45.62	764	2,425	4,962	13		146
COUNTY BOARD MEMBER DISTRICT FIVE								
Vote for not more than 2								
Gretchen Fritz (REP)	8,321	27.29	597	1,628	5,939	14		143
Darren Bennefield (REP)	6,427	21.08	498	1,301	4,496	14		118
Meta Mueller (DEM)	9,103	29.85	898	2,115	5,823	19		248
Mazyar M. Hedayat (DEM)	6,640	21.78	749	1,672	4,007	14		198
COUNTY BOARD MEMBER DISTRICT SIX								
Vote for not more than 2								
Don Gould (REP)	13,374	42.53	856	2,310	10,048	7		153
Debbie Militello (REP)	8,100	25.76	624	1,486	5,876	6		108
Joe VanDuyne (DEM)	9,975	31.72	918	1,815	7,075	11		156
COUNTY BOARD MEMBER DISTRICT SEVEN								
Vote for not more than 2								
Stephen J. Balich (REP)	11,264	40.65	706	2,108	8,295	7		148
Mike Fricilone (REP)	8,491	30.64	604	1,696	6,065	3		123
Kyle P. Killacky (DEM)	7,957	28.71	751	1,664	5,348	10		184
COUNTY BOARD MEMBER DISTRICT NINE								
Vote for not more than 2								
Annette Parker (REP)	6,997	31.91	519	961	5,440	5		72
Rachel F. Ventura (DEM)	8,706	39.70	824	1,503	6,225	12		142
Jim Murphy (DEM)	6,224	28.39	669	1,115	4,339	5		96
COUNTY BOARD MEMBER DISTRICT ELEVEN								
Vote for not more than 2								
Julie Anne Berkowicz (REP)	10,522	28.27	767	2,644	6,898	11		202
Kathy Havel (REP)	8,368	22.49	657	2,132	5,404	7		168
Michelle "Mimi" Cowan (DEM)	10,517	28.26	1,337	3,303	5,519	22		336
Jim Kopchok (DEM)	7,807	20.98	1,071	2,508	3,966	13		249
12TH JUDICIAL CIRCUIT (ROZAK VACANCY)								
Vote for not more than 1								
Ben Braun (REP)	113,325	46.75	7,546	19,955	84,224	106		1,494
David Garcia (DEM)	129,097	53.25	12,474	27,193	86,686	260		2,484

	TOTAL VOTES	%	VOTE BY MAIL	EARLY VOTING	ELECTION DAY	PROVISIONAL	POSTMARK	VBM
12TH JUDICIAL CIRCUIT (POLICANDRIOTES VACANCY)								
Vote for not more than 1								
Victoria McKay Kennison (REP).	114,870	47.66	7,884	20,132	85,287	112		1,455
Vincent F. Cornelius (DEM).	126,161	52.34	12,022	26,857	84,527	251		2,504
EAST JOLIET SANITARY DISTRICT TRUSTEE								
Vote for not more than 3								
NO CANDIDATE FILED	0		0	0	0	0		0
LOCKPORT HEIGHTS SANITARY DISTRICT TRUSTEE								
Vote for not more than 2								
Roy A. Adcock	169	47.88	9	20	134	0		6
James A. Gorecki	184	52.12	15	16	147	0		6
VILLAGE OF FRANKFORT REFERENDUM								
Vote for not more than 1								
YES	4,646	53.24	265	1,169	3,135	4		73
NO.	4,081	46.76	364	879	2,755	8		75
VILLAGE OF LEMONT REFERENDUM								
Vote for not more than 1								
YES	1	33.33	0	0	1	0		0
NO.	2	66.67	0	2	0	0		0
UNINCORPORATED LOCKPORT TOWNSHIP REFERENDUM								
Vote for not more than 1								
YES	2,738	65.75	278	392	2,018	5		45
NO.	1,426	34.25	123	184	1,087	4		28
WILTON TOWNSHIP REFERENDUM								
Vote for not more than 1								
YES	203	45.62	10	5	180	0		8
NO.	242	54.38	20	19	202	0		1
BOLINGBROOK PARK DISTRICT REFERENDUM								
Vote for not more than 1								
YES	14,408	62.38	1,211	3,963	8,950	34		250
NO.	8,689	37.62	663	2,248	5,615	12		151
FRANKFORT PARK DISTRICT REFERENDUM								
Vote for not more than 1								
YES	5,628	74.34	391	1,372	3,776	9		80
NO.	1,943	25.66	151	415	1,341	1		35

	TOTAL VOTES	%	VOTE BY MAIL	EARLY VOTING	ELECTION DAY	PROVISIONAL	POSTMARK	VBM
TINLEY PARK - PARK DISTRICT REFERENDUM								
Vote for not more than 1								
YES	8	14.55	0	2	3	0		3
NO.	47	85.45	0	10	37	0		0
WHITE OAK LIBRARY DISTRICT REFERENDUM								
Vote for not more than 1								
YES	9,658	39.90	904	1,440	7,136	13		165
NO.	14,547	60.10	1,290	2,021	11,014	21		201
MINOOKA CCSD NO. 21 REFERENDUM								
Vote for not more than 1								
YES	2,206	49.75	152	545	1,462	3		44
NO.	2,228	50.25	197	671	1,314	5		41
ROCKDALE SD 84 REFERENDUM								
Vote for not more than 1								
YES	499	74.04	22	67	405	0		5
NO.	175	25.96	28	26	119	0		2
NEW LENOX FIRE DISTRICT REFERENDUM								
Vote for not more than 1								
YES	10,118	61.39	625	2,032	7,290	5		166
NO.	6,363	38.61	501	1,208	4,549	6		99

The image features a stylized map of the state of Illinois. The map is filled with a light blue color and is set against a dark blue background. Scattered across the dark blue background are several light blue stars of varying sizes. In the bottom right corner, there are diagonal stripes in red, white, and blue, reminiscent of the American flag. The text "STATE OF ILLINOIS SUMMARY" is centered over the map in a bold, white, sans-serif font.

**STATE OF
ILLINOIS
SUMMARY**

Abstract of Votes

WILL COUNTY, ILLINOIS
GENERAL ELECTION
NOVEMBER 6, 2018

Official Results

	TOTAL	PERCENT		TOTAL	PERCENT
01 = REGISTERED VOTERS - TOTAL	429,647		05 = BALLOTS CAST - BLANK	41	
02 = BALLOTS CAST - TOTAL	249,682		06 = VOTER TURNOUT - TOTAL		58.11
03 = BALLOTS CAST - GENERAL	249,542		07 = VOTER TURNOUT - GENERAL		58.08
04 = BALLOTS CAST - FEDERAL	140		08 = VOTER TURNOUT - FEDERAL		.03

	01	02	03	04	05	06	07	08
0001 CHANNAHON PCT 001	1485	.858	.858	.0	.1			.00
0002 CHANNAHON PCT 002	1716	1089	1089	.0	.0			.00
0003 CHANNAHON PCT 003	1463	.889	.886	.3	.0			.21
0004 CHANNAHON PCT 004	1270	.805	.805	.0	.0			.00
0005 CHANNAHON PCT 005	1550	.859	.859	.0	.0			.00
0006 CRETE PCT 001	1380	.801	.801	.0	.0			.00
0007 CRETE PCT 002	1338	.625	.625	.0	.0			.00
0008 CRETE PCT 003	1317	.625	.624	.1	.2			.08
0009 CRETE PCT 004	1353	.792	.790	.2	.0			.15
0010 CRETE PCT 005	1316	.822	.822	.0	.0			.00
0011 CRETE PCT 006	1349	.858	.858	.0	.1			.00
0012 CRETE PCT 007	1299	.800	.799	.1	.0			.08
0013 CRETE PCT 008	1367	.798	.798	.0	.0			.00
0014 CRETE PCT 009	1234	.683	.682	.1	.0			.08
0015 CRETE PCT 010	1028	.512	.512	.0	.0			.00
0016 CRETE PCT 011	1126	.637	.637	.0	.0			.00
0017 CRETE PCT 012	1109	.680	.680	.0	.0			.00
0018 CUSTER PCT 001	964	.594	.594	.0	.0			.00
0019 DU PAGE PCT 001	1572	1056	1055	.1	.0			.06
0020 DU PAGE PCT 002	1440	.989	.989	.0	.0			.00
0021 DU PAGE PCT 003	1488	1021	1021	.0	.0			.00
0022 DU PAGE PCT 004	1250	.719	.719	.0	.0			.00
0023 DU PAGE PCT 005	1195	.741	.741	.0	.0			.00
0024 DU PAGE PCT 006	1200	.731	.731	.0	.0			.00
0025 DU PAGE PCT 007	1359	.954	.954	.0	.0			.00
0026 DU PAGE PCT 008	1365	.765	.762	.3	.0			.22
0027 DU PAGE PCT 009	1144	.694	.694	.0	.0			.00
0028 DU PAGE PCT 010	1544	.875	.873	.2	.0			.13
0029 DU PAGE PCT 011	1442	.824	.824	.0	.0			.00
0030 DU PAGE PCT 012	1314	.751	.751	.0	.0			.00
0031 DU PAGE PCT 013	1638	.933	.933	.0	.1			.00
0032 DU PAGE PCT 014	1469	.860	.859	.1	.0			.07
0033 DU PAGE PCT 015	1303	.820	.820	.0	.0			.00
0034 DU PAGE PCT 016	1393	.863	.863	.0	.1			.00
0035 DU PAGE PCT 017	1642	.925	.925	.0	.0			.00
0036 DU PAGE PCT 018	1401	.736	.736	.0	.0			.00
0037 DU PAGE PCT 019	1558	.764	.764	.0	.0			.00
0038 DU PAGE PCT 020	1360	.676	.676	.0	.0			.00
0039 DU PAGE PCT 021	1529	.809	.809	.0	.0			.00
0040 DU PAGE PCT 022	1607	.825	.825	.0	.0			.00
0041 DU PAGE PCT 023	1802	1075	1075	.0	.0			.00
0042 DU PAGE PCT 024	1168	.708	.708	.0	.0			.00
0043 DU PAGE PCT 025	1310	.737	.737	.0	.0			.00
0044 DU PAGE PCT 026	1242	.670	.669	.1	.1			.08
0045 DU PAGE PCT 027	1643	.863	.863	.0	.0			.00
0046 DU PAGE PCT 028	1678	.745	.745	.0	.0			.00
0047 DU PAGE PCT 029	1547	.913	.911	.2	.0			.13
0048 DU PAGE PCT 030	1337	.777	.775	.2	.0			.15
0049 DU PAGE PCT 031	803	.496	.496	.0	.0			.00
0050 DU PAGE PCT 032	1732	.894	.894	.0	.0			.00
0051 DU PAGE PCT 033	1446	.776	.776	.0	.0			.00
0052 DU PAGE PCT 034	985	.774	.774	.0	.0			.00
0053 DU PAGE PCT 035	1163	.520	.519	.1	.0			.09
0054 DU PAGE PCT 036	1695	.901	.901	.0	.1			.00

01 = REGISTERED VOTERS - TOTAL	429,647	05 = BALLOTS CAST - BLANK	41
02 = BALLOTS CAST - TOTAL	249,682	06 = VOTER TURNOUT - TOTAL	58.11
03 = BALLOTS CAST - GENERAL	249,542	07 = VOTER TURNOUT - GENERAL	58.08
04 = BALLOTS CAST - FEDERAL	140	08 = VOTER TURNOUT - FEDERAL	.03

(CONTINUED FROM PREVIOUS PAGE)

	01	02	03	04	05	06	07	08
0055 DU PAGE PCT 037	1398	.705	.705	.0	.0			.00
0056 FLORENCE PCT 001	615	.396	.396	.0	.0			.00
0057 FRANKFORT PCT 001	1902	1150	1150	.0	.0			.00
0058 FRANKFORT PCT 002	1555	.965	.965	.0	.1			.00
0059 FRANKFORT PCT 003	1527	.882	.882	.0	.0			.00
0060 FRANKFORT PCT 004	1374	.784	.784	.0	.0			.00
0061 FRANKFORT PCT 005	2060	1171	1170	.1	.0			.05
0062 FRANKFORT PCT 006	1244	.787	.787	.0	.2			.00
0063 FRANKFORT PCT 007	1313	.805	.805	.0	.0			.00
0064 FRANKFORT PCT 008	1706	.892	.891	.1	.0			.06
0065 FRANKFORT PCT 009	1425	.862	.862	.0	.0			.00
0066 FRANKFORT PCT 010	1390	.833	.833	.0	.3			.00
0067 FRANKFORT PCT 011	1800	1140	1140	.0	.0			.00
0068 FRANKFORT PCT 012	1255	.811	.811	.0	.0			.00
0069 FRANKFORT PCT 013	1220	.769	.769	.0	.0			.00
0070 FRANKFORT PCT 014	1427	.812	.812	.0	.0			.00
0071 FRANKFORT PCT 015	1357	.734	.734	.0	.0			.00
0072 FRANKFORT PCT 016	1568	.965	.964	.1	.0			.06
0073 FRANKFORT PCT 017	2009	1256	1255	.1	.1			.05
0074 FRANKFORT PCT 018	1278	.877	.875	.2	.0			.16
0075 FRANKFORT PCT 019	1432	.815	.815	.0	.0			.00
0076 FRANKFORT PCT 020	1482	.831	.831	.0	.1			.00
0077 FRANKFORT PCT 021	1253	.850	.850	.0	.0			.00
0078 FRANKFORT PCT 022	1314	.915	.915	.0	.0			.00
0079 FRANKFORT PCT 023	1263	.849	.849	.0	.0			.00
0080 FRANKFORT PCT 024	1395	.875	.875	.0	.1			.00
0081 FRANKFORT PCT 025	1251	.873	.872	.1	.0			.08
0082 FRANKFORT PCT 026	1371	.902	.902	.0	.0			.00
0083 FRANKFORT PCT 027	1158	.722	.722	.0	.0			.00
0084 FRANKFORT PCT 028	1572	1066	1065	.1	.0			.06
0085 GREEN GARDEN PCT 001	1371	.859	.858	.1	.0			.07
0086 GREEN GARDEN PCT 002	1464	.897	.897	.0	.0			.00
0087 HOMER PCT 001	1294	.714	.713	.1	.0			.08
0088 HOMER PCT 002	1591	.993	.993	.0	.0			.00
0089 HOMER PCT 003	1315	.748	.748	.0	.0			.00
0090 HOMER PCT 004	1467	.914	.914	.0	.0			.00
0091 HOMER PCT 005	1176	.711	.711	.0	.0			.00
0092 HOMER PCT 006	1375	.802	.802	.0	.0			.00
0093 HOMER PCT 007	1447	.837	.837	.0	.0			.00
0094 HOMER PCT 008	1334	.792	.792	.0	.0			.00
0095 HOMER PCT 009	1173	.665	.664	.1	.0			.09
0096 HOMER PCT 010	1658	.962	.962	.0	.0			.00
0097 HOMER PCT 011	1440	.846	.845	.1	.0			.07
0098 HOMER PCT 012	1551	.886	.886	.0	.0			.00
0099 HOMER PCT 013	1505	.858	.857	.1	.0			.07
0100 HOMER PCT 014	2176	1296	1296	.0	.0			.00
0101 HOMER PCT 015	1682	.978	.978	.0	.0			.00
0102 HOMER PCT 016	1316	.774	.774	.0	.1			.00
0103 HOMER PCT 017	1577	.941	.941	.0	.0			.00
0104 HOMER PCT 018	1762	.956	.956	.0	.0			.00
0105 JACKSON PCT 001	1490	.898	.897	.1	.0			.07
0106 JACKSON PCT 002	1335	.833	.832	.1	.0			.07
0107 JOLIET PCT 001	1360	.737	.737	.0	.0			.00
0108 JOLIET PCT 002	1015	.584	.584	.0	.0			.00
0109 JOLIET PCT 003	938	.490	.490	.0	.0			.00

01 = REGISTERED VOTERS - TOTAL	429,647	05 = BALLOTS CAST - BLANK	TOTAL	PERCENT
02 = BALLOTS CAST - TOTAL	249,682	06 = VOTER TURNOUT - TOTAL	41	
03 = BALLOTS CAST - GENERAL	249,542	07 = VOTER TURNOUT - GENERAL		58.11
04 = BALLOTS CAST - FEDERAL	140	08 = VOTER TURNOUT - FEDERAL		58.08
				.03

(CONTINUED FROM PREVIOUS PAGE)

	01	02	03	04	05	06	07	08
0110 JOLIET PCT 004	1297	592	592	0	0			.00
0111 JOLIET PCT 005	1001	417	417	0	0			.00
0112 JOLIET PCT 006	1241	483	483	0	0			.00
0113 JOLIET PCT 007	1123	571	571	0	0			.00
0114 JOLIET PCT 008	1220	668	668	0	0			.00
0115 JOLIET PCT 009	1335	585	583	2	0			.15
0116 JOLIET PCT 010	1185	631	631	0	0			.00
0117 JOLIET PCT 011	1258	565	565	0	0			.00
0118 JOLIET PCT 012	1336	556	556	0	0			.00
0119 JOLIET PCT 013	1228	471	471	0	0			.00
0120 JOLIET PCT 014	1371	516	516	0	0			.00
0121 JOLIET PCT 015	1260	460	460	0	0			.00
0122 JOLIET PCT 016	1259	623	622	1	0			.08
0123 JOLIET PCT 017	1282	793	793	0	0			.00
0124 JOLIET PCT 018	1316	940	940	0	0			.00
0125 JOLIET PCT 019	1172	672	672	0	0			.00
0126 JOLIET PCT 020	1241	647	647	0	0			.00
0127 JOLIET PCT 021	1398	790	790	0	0			.00
0128 JOLIET PCT 022	1321	667	665	2	1			.15
0129 JOLIET PCT 023	1441	581	581	0	0			.00
0130 JOLIET PCT 024	1184	559	559	0	0			.00
0131 JOLIET PCT 025	1310	695	695	0	1			.00
0132 JOLIET PCT 026	1159	563	562	1	0			.09
0133 JOLIET PCT 027	662	259	258	1	0			.15
0134 JOLIET PCT 028	1152	441	439	2	0			.17
0135 JOLIET PCT 029	1276	562	562	0	1			.00
0136 JOLIET PCT 030	1227	585	585	0	0			.00
0137 JOLIET PCT 031	1230	594	594	0	0			.00
0138 JOLIET PCT 032	1092	506	506	0	0			.00
0139 JOLIET PCT 033	1121	603	603	0	1			.00
0140 JOLIET PCT 034	1132	521	521	0	1			.00
0141 JOLIET PCT 035	1279	726	726	0	1			.00
0142 JOLIET PCT 036	1088	545	545	0	1			.00
0143 JOLIET PCT 037	1201	607	607	0	0			.00
0144 LOCKPORT PCT 001	1798	1421	1421	0	0			.00
0145 LOCKPORT PCT 002	1733	904	904	0	0			.00
0146 LOCKPORT PCT 003	1514	762	761	1	0			.07
0147 LOCKPORT PCT 004	1281	615	615	0	0			.00
0148 LOCKPORT PCT 005	1353	786	785	1	0			.07
0149 LOCKPORT PCT 006	1845	920	918	2	0			.11
0150 LOCKPORT PCT 007	1752	890	890	0	1			.00
0151 LOCKPORT PCT 008	1484	753	753	0	1			.00
0152 LOCKPORT PCT 009	2038	1286	1286	0	0			.00
0153 LOCKPORT PCT 010	1426	797	797	0	0			.00
0154 LOCKPORT PCT 011	1397	767	767	0	0			.00
0155 LOCKPORT PCT 012	1419	794	792	2	0			.14
0156 LOCKPORT PCT 013	1927	1485	1485	0	2			.00
0157 LOCKPORT PCT 014	1331	726	726	0	0			.00
0158 LOCKPORT PCT 015	1265	688	688	0	0			.00
0159 LOCKPORT PCT 016	1491	839	839	0	0			.00
0160 LOCKPORT PCT 017	1388	897	897	0	0			.00
0161 LOCKPORT PCT 018	1526	814	814	0	0			.00
0162 LOCKPORT PCT 019	1304	886	885	1	0			.08
0163 LOCKPORT PCT 020	1281	662	662	0	0			.00
0164 LOCKPORT PCT 021	1331	695	693	2	0			.15

01 = REGISTERED VOTERS - TOTAL	429,647	05 = BALLOTS CAST - BLANK	41
02 = BALLOTS CAST - TOTAL	249,682	06 = VOTER TURNOUT - TOTAL	58.11
03 = BALLOTS CAST - GENERAL	249,542	07 = VOTER TURNOUT - GENERAL	58.08
04 = BALLOTS CAST - FEDERAL	140	08 = VOTER TURNOUT - FEDERAL	.03

(CONTINUED FROM PREVIOUS PAGE)

	01	02	03	04	05	06	07	08
0165 LOCKPORT PCT 022	1196	577	574	3	1			.25
0166 LOCKPORT PCT 023	1074	525	524	1	1			.09
0167 LOCKPORT PCT 024	995	426	424	2	2			.20
0168 MANHATTAN PCT 001	1497	845	844	1	0			.07
0169 MANHATTAN PCT 002	1577	974	972	2	0			.13
0170 MANHATTAN PCT 003	1985	1184	1184	0	0			.00
0171 MANHATTAN PCT 004	1452	835	835	0	0			.00
0172 MONEE PCT 001	1163	597	597	0	0			.00
0173 MONEE PCT 002	1278	687	687	0	0			.00
0174 MONEE PCT 003	1370	770	769	1	0			.07
0175 MONEE PCT 004	1383	849	849	0	0			.00
0176 MONEE PCT 005	1135	599	599	0	0			.00
0177 MONEE PCT 006	889	462	462	0	0			.00
0178 MONEE PCT 007	1214	682	681	1	0			.08
0179 MONEE PCT 008	1128	663	663	0	0			.00
0180 NEW LENOX PCT 001	1297	692	691	1	0			.08
0181 NEW LENOX PCT 002	1295	804	804	0	0			.00
0182 NEW LENOX PCT 003	1178	733	733	0	0			.00
0183 NEW LENOX PCT 004	1016	656	656	0	0			.00
0184 NEW LENOX PCT 005	1243	832	832	0	0			.00
0185 NEW LENOX PCT 006	1291	838	838	0	0			.00
0186 NEW LENOX PCT 007	1829	1174	1173	1	0			.05
0187 NEW LENOX PCT 008	1585	1008	1008	0	0			.00
0188 NEW LENOX PCT 009	1464	919	919	0	0			.00
0189 NEW LENOX PCT 010	1268	878	877	1	1			.08
0190 NEW LENOX PCT 011	1415	937	936	1	0			.07
0191 NEW LENOX PCT 012	1332	756	754	2	0			.15
0192 NEW LENOX PCT 013	1405	871	871	0	0			.00
0193 NEW LENOX PCT 014	1978	1251	1251	0	0			.00
0194 NEW LENOX PCT 015	1393	888	888	0	0			.00
0195 NEW LENOX PCT 016	1306	868	868	0	0			.00
0196 NEW LENOX PCT 017	1496	934	933	1	0			.07
0197 NEW LENOX PCT 018	1348	795	795	0	1			.00
0198 NEW LENOX PCT 019	1553	994	993	1	0			.06
0199 NEW LENOX PCT 020	2074	1371	1371	0	0			.00
0200 PEOTONE PCT 001	1455	894	894	0	0			.00
0201 PEOTONE PCT 002	1460	833	833	0	0			.00
0202 PLAINFIELD PCT 001	1544	946	944	2	0			.13
0203 PLAINFIELD PCT 002	1503	904	903	1	0			.07
0204 PLAINFIELD PCT 003	1299	813	812	1	0			.08
0205 PLAINFIELD PCT 004	749	422	421	1	0			.13
0206 PLAINFIELD PCT 005	1428	804	804	0	0			.00
0207 PLAINFIELD PCT 006	1432	793	793	0	0			.00
0208 PLAINFIELD PCT 007	1753	908	908	0	0			.00
0209 PLAINFIELD PCT 008	1458	876	876	0	0			.00
0210 PLAINFIELD PCT 009	1765	1028	1026	2	0			.11
0211 PLAINFIELD PCT 010	1245	748	748	0	0			.00
0212 PLAINFIELD PCT 011	737	345	345	0	0			.00
0213 PLAINFIELD PCT 012	1389	770	770	0	0			.00
0214 PLAINFIELD PCT 013	1737	1165	1165	0	0			.00
0215 PLAINFIELD PCT 014	1400	833	832	1	0			.07
0216 PLAINFIELD PCT 015	1375	839	838	1	1			.07
0217 PLAINFIELD PCT 016	1428	844	844	0	0			.00
0218 PLAINFIELD PCT 017	1573	786	786	0	0			.00
0219 PLAINFIELD PCT 018	1541	828	828	0	0			.00

01 = REGISTERED VOTERS - TOTAL	429,647	05 = BALLOTS CAST - BLANK	41
02 = BALLOTS CAST - TOTAL	249,682	06 = VOTER TURNOUT - TOTAL	58.11
03 = BALLOTS CAST - GENERAL	249,542	07 = VOTER TURNOUT - GENERAL	58.08
04 = BALLOTS CAST - FEDERAL	140	08 = VOTER TURNOUT - FEDERAL	.03

(CONTINUED FROM PREVIOUS PAGE)

	01	02	03	04	05	06	07	08
0220 PLAINFIELD PCT 019	1405	.751	.750	.1	.0			.07
0221 PLAINFIELD PCT 020	1887	.962	.962	.0	.0			.00
0222 PLAINFIELD PCT 021	1206	.677	.676	.1	.0			.08
0223 PLAINFIELD PCT 022	1975	1144	1144	.0	.0			.00
0224 PLAINFIELD PCT 023	1159	.668	.668	.0	.0			.00
0225 PLAINFIELD PCT 024	1199	.718	.718	.0	.0			.00
0226 PLAINFIELD PCT 025	1570	.773	.773	.0	.0			.00
0227 PLAINFIELD PCT 026	1353	.620	.620	.0	.0			.00
0228 PLAINFIELD PCT 027	1568	.809	.809	.0	.0			.00
0229 PLAINFIELD PCT 028	1488	.802	.802	.0	.0			.00
0230 PLAINFIELD PCT 029	1313	.714	.714	.0	.0			.00
0231 PLAINFIELD PCT 030	1333	.773	.772	.1	.0			.08
0232 PLAINFIELD PCT 031	1288	.736	.735	.1	.0			.08
0233 PLAINFIELD PCT 032	1264	.707	.705	.2	.0			.16
0234 PLAINFIELD PCT 033	1403	.783	.783	.0	.0			.00
0235 PLAINFIELD PCT 034	1094	.570	.569	.1	.0			.09
0236 PLAINFIELD PCT 035	1360	.767	.764	.3	.0			.22
0237 REED PCT 001	1438	.738	.738	.0	.0			.00
0238 REED PCT 002	1454	.812	.812	.0	.0			.00
0239 REED PCT 003	1465	.776	.776	.0	.0			.00
0240 TROY PCT 001	2207	1075	1075	.0	.0			.00
0241 TROY PCT 002	1655	.854	.853	.1	.0			.06
0242 TROY PCT 003	1222	.727	.727	.0	.0			.00
0243 TROY PCT 004	1271	.719	.718	.1	.0			.08
0244 TROY PCT 005	1175	.694	.693	.1	.0			.09
0245 TROY PCT 006	893	.490	.490	.0	.0			.00
0246 TROY PCT 007	1898	1155	1154	.1	.1			.05
0247 TROY PCT 008	2100	1233	1233	.0	.0			.00
0248 TROY PCT 009	1277	.783	.783	.0	.0			.00
0249 TROY PCT 010	1431	.848	.847	.1	.0			.07
0250 TROY PCT 011	1628	1104	1104	.0	.0			.00
0251 TROY PCT 012	1390	.838	.837	.1	.0			.07
0252 TROY PCT 013	2036	1514	1513	.1	.0			.05
0253 TROY PCT 014	1422	.920	.920	.0	.0			.00
0254 TROY PCT 015	1467	.924	.923	.1	.0			.07
0255 TROY PCT 016	1500	.875	.874	.1	.0			.07
0256 TROY PCT 017	1545	1017	1017	.0	.0			.00
0257 TROY PCT 018	1169	.653	.651	.2	.0			.17
0258 TROY PCT 019	1411	.727	.726	.1	.0			.07
0259 TROY PCT 020	1613	1054	1053	.1	.2			.06
0260 TROY PCT 021	1366	.940	.940	.0	.0			.00
0261 TROY PCT 022	727	.470	.470	.0	.0			.00
0262 WASHINGTON PCT 001	1353	.795	.793	.2	.1			.15
0263 WASHINGTON PCT 002	1511	.902	.902	.0	.0			.00
0264 WASHINGTON PCT 003	1254	.735	.735	.0	.0			.00
0265 WESLEY PCT 001	1485	.851	.851	.0	.0			.00
0266 WHEATLAND PCT 001	2006	1242	1242	.0	.0			.00
0267 WHEATLAND PCT 002	1953	1448	1447	.1	.0			.05
0268 WHEATLAND PCT 003	1612	1009	1002	.7	.0			.43
0269 WHEATLAND PCT 004	1926	1058	1058	.0	.0			.00
0270 WHEATLAND PCT 005	1753	1068	1068	.0	.0			.00
0271 WHEATLAND PCT 006	1296	.859	.859	.0	.0			.00
0272 WHEATLAND PCT 007	1399	.929	.929	.0	.0			.00
0273 WHEATLAND PCT 008	1418	.946	.946	.0	.0			.00
0274 WHEATLAND PCT 009	1654	1094	1092	.2	.0			.12

Abstract of Votes

WILL COUNTY, ILLINOIS
 GENERAL ELECTION
 NOVEMBER 6, 2018

Official Results

01 = REGISTERED VOTERS - TOTAL	429,647	05 = BALLOTS CAST - BLANK	41
02 = BALLOTS CAST - TOTAL	249,682	06 = VOTER TURNOUT - TOTAL	58.11
03 = BALLOTS CAST - GENERAL	249,542	07 = VOTER TURNOUT - GENERAL	58.08
04 = BALLOTS CAST - FEDERAL	140	08 = VOTER TURNOUT - FEDERAL	.03

(CONTINUED FROM PREVIOUS PAGE)

	01	02	03	04	05	06	07	08
0275 WHEATLAND PCT 010	1470	.959	.957	. . 2	. . 014
0276 WHEATLAND PCT 011	2196	1372	1372	. . 0	. . 000
0277 WHEATLAND PCT 012	1460	.875	.875	. . 0	. . 000
0278 WHEATLAND PCT 013	1303	.838	.837	. . 1	. . 008
0279 WHEATLAND PCT 014	1586	1041	1038	. . 3	. . 019
0280 WHEATLAND PCT 015	1472	.925	.924	. . 1	. . 007
0281 WHEATLAND PCT 016	1649	.967	.965	. . 2	. . 012
0282 WHEATLAND PCT 017	1545	1054	1053	. . 1	. . 006
0283 WHEATLAND PCT 018	1560	.956	.956	. . 0	. . 000
0284 WHEATLAND PCT 019	1281	.767	.767	. . 0	. . 000
0285 WHEATLAND PCT 020	1313	.831	.831	. . 0	. . 000
0286 WHEATLAND PCT 021	1265	.791	.791	. . 0	. . 000
0287 WHEATLAND PCT 022	1607	.988	.985	. . 3	. . 019
0288 WHEATLAND PCT 023	1744	1028	1028	. . 0	. . 000
0289 WHEATLAND PCT 024	1378	.827	.827	. . 0	. . 000
0290 WHEATLAND PCT 025	1597	.951	.951	. . 0	. . 000
0291 WHEATLAND PCT 026	1949	1276	1276	. . 0	. . 000
0292 WHEATLAND PCT 027	1892	1153	1147	. . 6	. . 132
0293 WHEATLAND PCT 028	1762	1083	1082	. . 1	. . 006
0294 WHEATLAND PCT 029	1712	1093	1092	. . 1	. . 006
0295 WHEATLAND PCT 030	1618	.968	.967	. . 1	. . 006
0296 WHEATLAND PCT 031	1325	.759	.759	. . 0	. . 000
0297 WHEATLAND PCT 032	1541	.953	.952	. . 1	. . 006
0298 WHEATLAND PCT 033	1571	.941	.941	. . 0	. . 000
0299 WHEATLAND PCT 034	2153	1297	1297	. . 0	. . 000
0300 WILL PCT 001	1150	.669	.669	. . 0	. . 000
0301 WILMINGTON PCT 001	1321	.723	.723	. . 0	. . 000
0302 WILMINGTON PCT 002	1212	.669	.669	. . 0	. . 000
0303 WILMINGTON PCT 003	1348	.818	.818	. . 0	. . 000
0304 WILTON PCT 001	613	.454	.454	. . 0	. . 000

Abstract of Votes

WILL COUNTY, ILLINOIS
 GENERAL ELECTION
 NOVEMBER 6, 2018

Official Results

	VOTES				PERCENT			VOTES	PERCENT
GOVERNOR AND LIEUTENANT GOVERNOR									
Vote for not more than 1									
01 = Rauner / Sanguinetti (REP)	107,859	43.60							
02 = Pritzker / Stratton (DEM)	123,292	49.84					05 = WRITE-IN	727	.29
03 = Jackson / Mohip (LIB)	5,547	2.24					06 = OVER VOTES	695	
04 = McCann / Merreighn (CON)	9,969	4.03					07 = UNDER VOTES	1,453	
	01	02	03	04	05	06	07		
0001 CHANNAHON PCT 001	500	283	24	39	1	0	11		
0002 CHANNAHON PCT 002	605	396	28	47	1	3	9		
0003 CHANNAHON PCT 003	472	333	20	51	3	2	5		
0004 CHANNAHON PCT 004	418	297	36	44	3	0	7		
0005 CHANNAHON PCT 005	430	350	19	48	3	2	7		
0006 CRETE PCT 001	171	583	19	25	1	2	0		
0007 CRETE PCT 002	205	375	13	27	4	0	1		
0008 CRETE PCT 003	251	319	17	30	3	1	3		
0009 CRETE PCT 004	231	514	9	28	1	5	2		
0010 CRETE PCT 005	224	559	20	16	0	1	2		
0011 CRETE PCT 006	359	442	16	33	3	2	3		
0012 CRETE PCT 007	246	521	7	19	2	2	2		
0013 CRETE PCT 008	309	434	14	34	4	0	3		
0014 CRETE PCT 009	316	318	12	28	1	2	5		
0015 CRETE PCT 010	262	206	11	27	2	4	0		
0016 CRETE PCT 011	362	221	6	44	0	2	2		
0017 CRETE PCT 012	334	302	8	28	3	2	3		
0018 CUSTER PCT 001	342	176	24	50	0	0	2		
0019 DU PAGE PCT 001	494	496	23	30	4	2	6		
0020 DU PAGE PCT 002	514	432	17	21	3	0	2		
0021 DU PAGE PCT 003	541	421	14	28	5	2	10		
0022 DU PAGE PCT 004	286	385	23	13	8	2	2		
0023 DU PAGE PCT 005	256	415	18	44	3	3	2		
0024 DU PAGE PCT 006	249	440	16	17	1	3	5		
0025 DU PAGE PCT 007	515	398	9	22	2	1	7		
0026 DU PAGE PCT 008	175	530	18	28	5	3	3		
0027 DU PAGE PCT 009	225	422	14	21	2	2	8		
0028 DU PAGE PCT 010	214	602	24	19	7	4	3		
0029 DU PAGE PCT 011	196	555	27	36	4	3	3		
0030 DU PAGE PCT 012	210	474	21	36	2	2	6		
0031 DU PAGE PCT 013	255	609	29	25	3	6	6		
0032 DU PAGE PCT 014	313	491	11	36	1	4	3		
0033 DU PAGE PCT 015	248	526	16	20	3	2	5		
0034 DU PAGE PCT 016	249	545	24	34	5	2	4		
0035 DU PAGE PCT 017	250	623	20	23	3	3	3		
0036 DU PAGE PCT 018	199	479	18	32	2	1	5		
0037 DU PAGE PCT 019	180	523	27	25	3	2	4		
0038 DU PAGE PCT 020	135	487	21	22	3	6	2		
0039 DU PAGE PCT 021	226	523	16	31	2	4	7		
0040 DU PAGE PCT 022	226	523	30	36	1	4	5		
0041 DU PAGE PCT 023	274	750	22	23	2	1	3		
0042 DU PAGE PCT 024	200	461	16	26	2	1	2		
0043 DU PAGE PCT 025	196	493	17	28	0	0	3		
0044 DU PAGE PCT 026	177	442	20	22	1	3	4		
0045 DU PAGE PCT 027	173	634	29	16	2	3	6		
0046 DU PAGE PCT 028	171	511	18	36	2	4	3		
0047 DU PAGE PCT 029	248	599	16	41	2	1	4		
0048 DU PAGE PCT 030	138	575	26	27	4	1	4		
0049 DU PAGE PCT 031	182	279	11	23	1	0	0		
0050 DU PAGE PCT 032	311	503	19	53	0	3	5		
0051 DU PAGE PCT 033	272	446	19	31	1	4	3		
0052 DU PAGE PCT 034	419	299	13	25	3	5	10		

	VOTES	PERCENT		VOTES	PERCENT
GOVERNOR AND LIEUTENANT GOVERNOR					
Vote for not more than 1					
01 = Rauner / Sanguinetti (REP)	107,859	43.60			
02 = Pritzker / Stratton (DEM)	123,292	49.84	05 = WRITE-IN	727	.29
03 = Jackson / Mohip (LIB)	5,547	2.24	06 = OVER VOTES	695	
04 = McCann / Merreighn (CON)	9,969	4.03	07 = UNDER VOTES	1,453	

(CONTINUED FROM PREVIOUS PAGE)

	01	02	03	04	05	06	07
0053 DU PAGE PCT 035	105	374	19	17	1	1	2
0054 DU PAGE PCT 036	350	485	13	44	4	3	2
0055 DU PAGE PCT 037	266	381	16	33	1	2	6
0056 FLORENCE PCT 001	227	129	12	22	0	0	6
0057 FRANKFORT PCT 001	651	419	23	51	2	0	4
0058 FRANKFORT PCT 002	581	304	19	45	1	7	8
0059 FRANKFORT PCT 003	429	401	23	25	0	1	3
0060 FRANKFORT PCT 004	384	347	15	31	2	3	2
0061 FRANKFORT PCT 005	621	449	23	67	4	1	5
0062 FRANKFORT PCT 006	416	308	10	45	1	1	6
0063 FRANKFORT PCT 007	439	324	8	23	4	0	7
0064 FRANKFORT PCT 008	421	409	17	40	2	1	1
0065 FRANKFORT PCT 009	419	393	13	30	3	2	2
0066 FRANKFORT PCT 010	343	430	12	37	3	2	6
0067 FRANKFORT PCT 011	730	361	10	33	1	1	4
0068 FRANKFORT PCT 012	427	335	17	22	4	0	6
0069 FRANKFORT PCT 013	382	324	11	41	1	2	8
0070 FRANKFORT PCT 014	349	404	22	33	1	0	3
0071 FRANKFORT PCT 015	336	330	19	43	5	0	1
0072 FRANKFORT PCT 016	494	397	22	37	4	2	8
0073 FRANKFORT PCT 017	830	362	14	41	3	1	4
0074 FRANKFORT PCT 018	532	293	10	30	6	1	3
0075 FRANKFORT PCT 019	370	382	32	25	3	2	1
0076 FRANKFORT PCT 020	394	358	25	41	3	2	8
0077 FRANKFORT PCT 021	466	328	12	40	1	0	3
0078 FRANKFORT PCT 022	528	330	11	29	3	8	6
0079 FRANKFORT PCT 023	523	286	11	24	0	0	5
0080 FRANKFORT PCT 024	356	454	16	40	2	1	6
0081 FRANKFORT PCT 025	507	294	22	41	6	2	0
0082 FRANKFORT PCT 026	510	354	7	19	8	2	2
0083 FRANKFORT PCT 027	424	258	9	24	2	3	2
0084 FRANKFORT PCT 028	553	432	13	51	2	6	8
0085 GREEN GARDEN PCT 001	575	233	14	30	1	2	3
0086 GREEN GARDEN PCT 002	548	257	19	62	3	5	3
0087 HOMER PCT 001	419	235	20	29	1	3	6
0088 HOMER PCT 002	621	296	19	45	3	5	4
0089 HOMER PCT 003	415	284	13	30	1	0	5
0090 HOMER PCT 004	538	313	9	46	4	0	4
0091 HOMER PCT 005	426	241	9	27	3	1	4
0092 HOMER PCT 006	448	296	11	39	3	2	3
0093 HOMER PCT 007	447	321	20	37	1	0	11
0094 HOMER PCT 008	427	294	21	32	8	2	8
0095 HOMER PCT 009	341	279	12	28	1	0	3
0096 HOMER PCT 010	534	364	13	41	1	3	6
0097 HOMER PCT 011	464	327	15	27	5	3	4
0098 HOMER PCT 012	535	297	15	35	3	1	0
0099 HOMER PCT 013	499	311	14	31	0	1	1
0100 HOMER PCT 014	692	510	28	56	1	4	5
0101 HOMER PCT 015	482	424	26	40	1	0	5
0102 HOMER PCT 016	457	272	14	24	2	0	5
0103 HOMER PCT 017	633	261	13	27	3	2	2
0104 HOMER PCT 018	453	429	23	48	2	0	1
0105 JACKSON PCT 001	444	356	27	56	4	4	6

	VOTES	PERCENT		VOTES	PERCENT
GOVERNOR AND LIEUTENANT GOVERNOR					
Vote for not more than 1					
01 = Rauner / Sanguinetti (REP)	107,859	43.60			
02 = Pritzker / Stratton (DEM)	123,292	49.84	05 = WRITE-IN	727	.29
03 = Jackson / Mohip (LIB)	5,547	2.24	06 = OVER VOTES	695	
04 = McCann / Merreighn (CON)	9,969	4.03	07 = UNDER VOTES	1,453	

(CONTINUED FROM PREVIOUS PAGE)

	01	02	03	04	05	06	07
0106 JACKSON PCT 002	453	289	28	43	5	3	11
0107 JOLIET PCT 001	167	509	22	33	1	2	3
0108 JOLIET PCT 002	207	323	18	25	2	1	8
0109 JOLIET PCT 003	171	261	17	22	4	6	9
0110 JOLIET PCT 004	165	384	10	26	0	3	4
0111 JOLIET PCT 005	27	370	8	9	0	1	2
0112 JOLIET PCT 006	26	435	11	8	0	1	2
0113 JOLIET PCT 007	69	474	11	8	0	4	5
0114 JOLIET PCT 008	217	416	11	20	0	1	3
0115 JOLIET PCT 009	113	418	15	31	2	0	4
0116 JOLIET PCT 010	215	356	28	20	3	1	8
0117 JOLIET PCT 011	173	356	14	16	2	0	4
0118 JOLIET PCT 012	116	391	13	27	2	6	1
0119 JOLIET PCT 013	27	424	5	7	0	7	1
0120 JOLIET PCT 014	50	436	9	4	1	12	4
0121 JOLIET PCT 015	111	312	12	16	1	4	4
0122 JOLIET PCT 016	103	479	15	16	2	5	2
0123 JOLIET PCT 017	296	425	18	35	4	4	11
0124 JOLIET PCT 018	408	459	16	40	5	1	11
0125 JOLIET PCT 019	212	380	21	48	7	0	4
0126 JOLIET PCT 020	209	384	19	24	1	1	9
0127 JOLIET PCT 021	302	426	17	41	1	1	2
0128 JOLIET PCT 022	168	442	18	19	6	3	9
0129 JOLIET PCT 023	103	442	10	20	3	0	3
0130 JOLIET PCT 024	119	393	15	26	0	3	3
0131 JOLIET PCT 025	253	384	18	29	2	5	4
0132 JOLIET PCT 026	149	359	17	30	1	4	2
0133 JOLIET PCT 027	41	192	9	12	0	2	2
0134 JOLIET PCT 028	32	379	8	10	3	3	4
0135 JOLIET PCT 029	130	388	12	20	0	7	5
0136 JOLIET PCT 030	176	340	26	37	3	1	2
0137 JOLIET PCT 031	174	370	15	26	1	4	4
0138 JOLIET PCT 032	24	463	8	3	1	6	1
0139 JOLIET PCT 033	211	315	18	45	1	2	11
0140 JOLIET PCT 034	57	433	8	10	3	3	7
0141 JOLIET PCT 035	138	530	16	27	1	5	9
0142 JOLIET PCT 036	80	434	12	10	0	3	6
0143 JOLIET PCT 037	158	408	14	20	4	3	0
0144 LOCKPORT PCT 001	786	491	32	85	7	10	10
0145 LOCKPORT PCT 002	309	523	22	40	1	6	3
0146 LOCKPORT PCT 003	208	489	21	37	0	4	2
0147 LOCKPORT PCT 004	201	337	25	45	1	4	2
0148 LOCKPORT PCT 005	428	269	17	66	1	0	4
0149 LOCKPORT PCT 006	236	616	17	29	4	6	10
0150 LOCKPORT PCT 007	192	642	15	30	2	5	4
0151 LOCKPORT PCT 008	110	615	8	12	3	2	3
0152 LOCKPORT PCT 009	543	646	26	50	1	8	12
0153 LOCKPORT PCT 010	359	371	22	39	2	2	2
0154 LOCKPORT PCT 011	326	358	29	43	3	2	6
0155 LOCKPORT PCT 012	388	340	22	34	1	1	6
0156 LOCKPORT PCT 013	796	595	16	45	5	8	20
0157 LOCKPORT PCT 014	317	357	15	31	2	0	4
0158 LOCKPORT PCT 015	193	449	19	22	1	2	2

	VOTES	PERCENT		VOTES	PERCENT
GOVERNOR AND LIEUTENANT GOVERNOR					
Vote for not more than 1					
01 = Rauner / Sanguinetti (REP)	107,859	43.60			
02 = Pritzker / Stratton (DEM)	123,292	49.84	05 = WRITE-IN	727	.29
03 = Jackson / Mohip (LIB)	5,547	2.24	06 = OVER VOTES	695	
04 = McCann / Merreighn (CON)	9,969	4.03	07 = UNDER VOTES	1,453	

(CONTINUED FROM PREVIOUS PAGE)

	01	02	03	04	05	06	07
0159 LOCKPORT PCT 016	326	423	31	43	2	4	10
0160 LOCKPORT PCT 017	454	355	20	52	8	1	7
0161 LOCKPORT PCT 018	344	383	30	47	5	0	5
0162 LOCKPORT PCT 019	432	378	17	38	5	4	11
0163 LOCKPORT PCT 020	270	323	23	37	0	1	8
0164 LOCKPORT PCT 021	259	387	17	19	3	3	5
0165 LOCKPORT PCT 022	217	290	18	37	3	1	8
0166 LOCKPORT PCT 023	211	263	14	26	4	3	3
0167 LOCKPORT PCT 024	35	364	4	5	1	8	7
0168 MANHATTAN PCT 001	424	344	26	42	2	1	5
0169 MANHATTAN PCT 002	494	379	31	53	5	0	10
0170 MANHATTAN PCT 003	688	421	18	46	3	1	7
0171 MANHATTAN PCT 004	427	342	24	36	2	2	2
0172 MONEE PCT 001	138	426	16	14	0	3	0
0173 MONEE PCT 002	74	593	6	9	1	1	3
0174 MONEE PCT 003	336	378	13	37	1	2	2
0175 MONEE PCT 004	361	423	22	32	2	3	6
0176 MONEE PCT 005	18	561	9	5	2	3	1
0177 MONEE PCT 006	16	429	3	6	1	2	5
0178 MONEE PCT 007	33	625	11	4	2	4	2
0179 MONEE PCT 008	316	306	4	26	5	2	4
0180 NEW LENOX PCT 001	293	348	19	26	2	2	1
0181 NEW LENOX PCT 002	485	265	13	35	2	1	3
0182 NEW LENOX PCT 003	371	300	17	35	3	1	6
0183 NEW LENOX PCT 004	373	222	13	32	2	3	11
0184 NEW LENOX PCT 005	454	299	18	47	1	0	13
0185 NEW LENOX PCT 006	478	302	12	36	3	1	6
0186 NEW LENOX PCT 007	729	356	15	57	3	3	10
0187 NEW LENOX PCT 008	642	294	15	50	3	0	4
0188 NEW LENOX PCT 009	495	355	21	36	2	3	7
0189 NEW LENOX PCT 010	498	312	19	33	4	0	11
0190 NEW LENOX PCT 011	494	345	23	63	4	2	5
0191 NEW LENOX PCT 012	390	283	23	43	7	1	7
0192 NEW LENOX PCT 013	440	359	22	44	1	0	5
0193 NEW LENOX PCT 014	622	529	33	49	5	1	12
0194 NEW LENOX PCT 015	517	316	11	36	1	1	6
0195 NEW LENOX PCT 016	448	343	29	40	2	3	3
0196 NEW LENOX PCT 017	494	355	20	50	4	4	6
0197 NEW LENOX PCT 018	396	324	27	38	2	1	7
0198 NEW LENOX PCT 019	492	389	29	62	11	1	9
0199 NEW LENOX PCT 020	794	478	16	71	2	2	8
0200 PEOTONE PCT 001	567	241	17	64	0	1	4
0201 PEOTONE PCT 002	529	226	23	46	4	2	3
0202 PLAINFIELD PCT 001	402	468	22	41	0	3	8
0203 PLAINFIELD PCT 002	372	456	27	40	3	0	5
0204 PLAINFIELD PCT 003	457	300	10	30	4	8	3
0205 PLAINFIELD PCT 004	103	290	12	12	0	0	4
0206 PLAINFIELD PCT 005	280	473	21	22	1	4	3
0207 PLAINFIELD PCT 006	206	532	19	33	0	1	2
0208 PLAINFIELD PCT 007	205	650	23	27	0	1	2
0209 PLAINFIELD PCT 008	371	438	26	31	5	2	3
0210 PLAINFIELD PCT 009	505	442	20	41	6	3	9
0211 PLAINFIELD PCT 010	357	315	28	38	2	2	6

	VOTES	PERCENT	VOTES	PERCENT
GOVERNOR AND LIEUTENANT GOVERNOR				
Vote for not more than 1				
01 = Rauner / Sanguinetti (REP)	107,859	43.60		
02 = Pritzker / Stratton (DEM)	123,292	49.84	05 = WRITE-IN	727 .29
03 = Jackson / Mohip (LIB)	5,547	2.24	06 = OVER VOTES	695
04 = McCann / Merreighn (CON)	9,969	4.03	07 = UNDER VOTES	1,453

(CONTINUED FROM PREVIOUS PAGE)

	01	02	03	04	05	06	07
0212 PLAINFIELD PCT 011	81	244	11	7	0	2	0
0213 PLAINFIELD PCT 012	195	527	20	19	1	8	0
0214 PLAINFIELD PCT 013	595	511	20	31	3	3	2
0215 PLAINFIELD PCT 014	424	345	24	29	4	3	3
0216 PLAINFIELD PCT 015	417	340	16	59	3	0	3
0217 PLAINFIELD PCT 016	391	371	25	46	5	1	5
0218 PLAINFIELD PCT 017	241	478	18	41	2	5	1
0219 PLAINFIELD PCT 018	318	443	22	34	7	1	3
0220 PLAINFIELD PCT 019	254	442	22	26	1	2	3
0221 PLAINFIELD PCT 020	427	452	30	48	0	2	3
0222 PLAINFIELD PCT 021	282	324	11	50	4	4	1
0223 PLAINFIELD PCT 022	541	499	30	62	3	2	7
0224 PLAINFIELD PCT 023	284	341	15	25	0	1	2
0225 PLAINFIELD PCT 024	338	313	15	43	1	3	5
0226 PLAINFIELD PCT 025	254	452	28	29	4	5	1
0227 PLAINFIELD PCT 026	170	412	13	21	0	3	1
0228 PLAINFIELD PCT 027	228	531	16	30	1	0	3
0229 PLAINFIELD PCT 028	287	449	25	36	1	0	4
0230 PLAINFIELD PCT 029	292	372	9	37	1	1	2
0231 PLAINFIELD PCT 030	333	388	19	26	2	0	4
0232 PLAINFIELD PCT 031	282	383	21	40	6	2	1
0233 PLAINFIELD PCT 032	248	413	22	20	2	0	0
0234 PLAINFIELD PCT 033	330	386	23	35	1	3	5
0235 PLAINFIELD PCT 034	201	308	16	36	1	3	4
0236 PLAINFIELD PCT 035	251	465	17	26	3	0	2
0237 REED PCT 001	373	267	38	54	2	2	2
0238 REED PCT 002	441	286	27	51	1	4	2
0239 REED PCT 003	399	280	35	55	0	4	3
0240 TROY PCT 001	325	654	42	50	2	0	2
0241 TROY PCT 002	245	537	30	34	3	2	2
0242 TROY PCT 003	404	262	15	36	4	2	4
0243 TROY PCT 004	308	337	20	48	2	2	1
0244 TROY PCT 005	332	315	10	25	0	2	9
0245 TROY PCT 006	158	293	13	18	3	3	2
0246 TROY PCT 007	450	611	25	54	2	6	6
0247 TROY PCT 008	506	628	34	49	5	3	8
0248 TROY PCT 009	354	354	17	45	3	1	9
0249 TROY PCT 010	409	359	20	48	5	0	6
0250 TROY PCT 011	601	398	24	63	1	1	16
0251 TROY PCT 012	352	410	32	33	1	4	5
0252 TROY PCT 013	780	616	13	76	2	3	23
0253 TROY PCT 014	471	369	15	55	1	2	7
0254 TROY PCT 015	473	369	19	52	5	2	3
0255 TROY PCT 016	338	460	20	36	3	6	11
0256 TROY PCT 017	559	374	22	53	2	3	4
0257 TROY PCT 018	175	425	14	30	1	2	4
0258 TROY PCT 019	150	527	22	23	1	1	2
0259 TROY PCT 020	509	454	26	47	3	1	13
0260 TROY PCT 021	471	382	15	53	1	0	18
0261 TROY PCT 022	262	161	8	34	0	1	4
0262 WASHINGTON PCT 001	443	301	12	31	2	0	4
0263 WASHINGTON PCT 002	531	310	18	31	3	2	7
0264 WASHINGTON PCT 003	474	216	13	25	1	2	4

	VOTES	PERCENT		VOTES	PERCENT
GOVERNOR AND LIEUTENANT GOVERNOR					
Vote for not more than 1					
01 = Rauner / Sanguinetti (REP)	107,859	43.60			
02 = Pritzker / Stratton (DEM)	123,292	49.84	05 = WRITE-IN	727	.29
03 = Jackson / Mohip (LIB)	5,547	2.24	06 = OVER VOTES	695	
04 = McCann / Merreighn (CON)	9,969	4.03	07 = UNDER VOTES	1,453	

(CONTINUED FROM PREVIOUS PAGE)

	01	02	03	04	05	06	07
0265 WESLEY PCT 001	510	283	25	23	0	4	6
0266 WHEATLAND PCT 001	534	633	28	32	6	3	6
0267 WHEATLAND PCT 002	813	572	15	28	3	2	14
0268 WHEATLAND PCT 003	510	465	10	10	2	1	4
0269 WHEATLAND PCT 004	318	671	23	34	3	7	2
0270 WHEATLAND PCT 005	538	496	12	16	4	1	1
0271 WHEATLAND PCT 006	430	379	12	33	1	0	4
0272 WHEATLAND PCT 007	451	434	17	18	3	2	4
0273 WHEATLAND PCT 008	470	437	11	20	2	0	6
0274 WHEATLAND PCT 009	502	527	19	33	0	1	10
0275 WHEATLAND PCT 010	528	383	19	17	2	3	5
0276 WHEATLAND PCT 011	580	736	29	21	0	4	2
0277 WHEATLAND PCT 012	374	464	12	21	2	1	1
0278 WHEATLAND PCT 013	392	401	13	25	1	1	4
0279 WHEATLAND PCT 014	542	451	21	16	0	1	7
0280 WHEATLAND PCT 015	428	464	16	9	0	7	0
0281 WHEATLAND PCT 016	491	416	10	41	2	1	4
0282 WHEATLAND PCT 017	468	543	17	14	1	2	8
0283 WHEATLAND PCT 018	504	418	16	13	2	1	2
0284 WHEATLAND PCT 019	254	465	13	20	7	2	6
0285 WHEATLAND PCT 020	453	351	7	13	3	0	4
0286 WHEATLAND PCT 021	368	394	7	18	2	1	1
0287 WHEATLAND PCT 022	318	610	21	22	1	4	9
0288 WHEATLAND PCT 023	384	591	23	24	2	0	4
0289 WHEATLAND PCT 024	420	383	6	15	0	2	1
0290 WHEATLAND PCT 025	486	400	17	35	6	1	6
0291 WHEATLAND PCT 026	695	499	29	45	3	3	2
0292 WHEATLAND PCT 027	341	755	23	20	1	4	3
0293 WHEATLAND PCT 028	540	473	25	35	3	1	5
0294 WHEATLAND PCT 029	486	521	34	44	1	3	3
0295 WHEATLAND PCT 030	460	435	26	32	9	2	3
0296 WHEATLAND PCT 031	235	470	24	23	1	1	5
0297 WHEATLAND PCT 032	316	570	24	31	6	3	2
0298 WHEATLAND PCT 033	255	626	30	16	5	4	5
0299 WHEATLAND PCT 034	457	749	48	30	7	2	4
0300 WILL PCT 001	467	156	7	30	2	0	7
0301 WILMINGTON PCT 001	354	291	28	36	4	2	8
0302 WILMINGTON PCT 002	386	216	18	41	2	4	2
0303 WILMINGTON PCT 003	443	295	21	49	0	3	7
0304 WILTON PCT 001	312	95	10	26	0	0	11

Abstract of Votes

WILL COUNTY, ILLINOIS
 GENERAL ELECTION
 NOVEMBER 6, 2018

Official Results

	VOTES PERCENT					VOTES PERCENT	
ATTORNEY GENERAL							
Vote for not more than 1							
01 = Erika Harold (REP)	116,106 46.92						
02 = Kwame Raoul (DEM)	124,864 50.46					04 = OVER VOTES 52	
03 = Bubba Harsy (LIB)	6,466 2.61					05 = UNDER VOTES 2,054	
	01	02	03	04	05		
0001 CHANNAHON PCT 001	541	280	26	0	11		
0002 CHANNAHON PCT 002	640	405	36	1	7		
0003 CHANNAHON PCT 003	495	356	24	0	11		
0004 CHANNAHON PCT 004	463	303	34	0	5		
0005 CHANNAHON PCT 005	478	336	30	0	15		
0006 CRETE PCT 001	209	571	19	1	1		
0007 CRETE PCT 002	221	371	31	0	2		
0008 CRETE PCT 003	276	324	17	0	7		
0009 CRETE PCT 004	254	518	14	0	4		
0010 CRETE PCT 005	221	586	13	0	2		
0011 CRETE PCT 006	380	454	17	0	7		
0012 CRETE PCT 007	250	536	10	0	3		
0013 CRETE PCT 008	336	431	23	0	8		
0014 CRETE PCT 009	355	309	17	0	1		
0015 CRETE PCT 010	290	199	16	0	7		
0016 CRETE PCT 011	399	213	16	1	8		
0017 CRETE PCT 012	364	298	16	0	2		
0018 CUSTER PCT 001	401	163	22	0	8		
0019 DU PAGE PCT 001	487	537	24	0	7		
0020 DU PAGE PCT 002	512	451	23	0	3		
0021 DU PAGE PCT 003	536	458	19	1	7		
0022 DU PAGE PCT 004	309	394	14	0	2		
0023 DU PAGE PCT 005	296	416	23	1	5		
0024 DU PAGE PCT 006	276	438	12	0	5		
0025 DU PAGE PCT 007	483	446	17	0	8		
0026 DU PAGE PCT 008	206	530	18	0	8		
0027 DU PAGE PCT 009	242	435	11	0	6		
0028 DU PAGE PCT 010	214	637	19	0	3		
0029 DU PAGE PCT 011	235	563	20	0	6		
0030 DU PAGE PCT 012	239	487	17	0	8		
0031 DU PAGE PCT 013	256	629	35	0	13		
0032 DU PAGE PCT 014	317	514	20	0	8		
0033 DU PAGE PCT 015	261	548	8	0	3		
0034 DU PAGE PCT 016	264	558	29	1	11		
0035 DU PAGE PCT 017	280	617	21	0	7		
0036 DU PAGE PCT 018	229	471	31	0	5		
0037 DU PAGE PCT 019	214	523	21	0	6		
0038 DU PAGE PCT 020	152	497	24	0	3		
0039 DU PAGE PCT 021	253	529	20	0	7		
0040 DU PAGE PCT 022	261	523	39	0	2		
0041 DU PAGE PCT 023	282	764	20	1	8		
0042 DU PAGE PCT 024	225	471	11	0	1		
0043 DU PAGE PCT 025	219	492	22	0	4		
0044 DU PAGE PCT 026	197	449	19	0	4		
0045 DU PAGE PCT 027	190	647	18	0	8		
0046 DU PAGE PCT 028	198	524	20	0	3		
0047 DU PAGE PCT 029	293	585	29	0	4		
0048 DU PAGE PCT 030	174	583	15	0	3		
0049 DU PAGE PCT 031	203	278	11	0	4		
0050 DU PAGE PCT 032	354	498	34	0	8		
0051 DU PAGE PCT 033	296	455	19	1	5		
0052 DU PAGE PCT 034	432	316	18	0	8		
0053 DU PAGE PCT 035	126	377	14	0	2		

Abstract of Votes

WILL COUNTY, ILLINOIS
GENERAL ELECTION
NOVEMBER 6, 2018

Official Results

	VOTES PERCENT					VOTES	PERCENT
ATTORNEY GENERAL							
Vote for not more than 1							
01 = Erika Harold (REP)	116,106					46.92	
02 = Kwame Raoul (DEM)	124,864					50.46	04 = OVER VOTES
03 = Bubba Harsy (LIB)	6,466					2.61	05 = UNDER VOTES
						52	
						2,054	
(CONTINUED FROM PREVIOUS PAGE)	01	02	03	04	05		
0054 DU PAGE PCT 036	382	485	25	0	9		
0055 DU PAGE PCT 037	289	384	19	0	13		
0056 FLORENCE PCT 001	239	133	20	0	4		
0057 FRANKFORT PCT 001	688	414	39	0	9		
0058 FRANKFORT PCT 002	634	292	26	0	13		
0059 FRANKFORT PCT 003	456	399	20	1	6		
0060 FRANKFORT PCT 004	414	333	28	1	8		
0061 FRANKFORT PCT 005	657	463	41	0	9		
0062 FRANKFORT PCT 006	449	306	19	0	13		
0063 FRANKFORT PCT 007	451	322	21	1	10		
0064 FRANKFORT PCT 008	455	403	26	0	7		
0065 FRANKFORT PCT 009	448	392	16	0	6		
0066 FRANKFORT PCT 010	374	428	19	0	12		
0067 FRANKFORT PCT 011	738	379	17	0	6		
0068 FRANKFORT PCT 012	466	317	15	0	13		
0069 FRANKFORT PCT 013	415	327	19	0	8		
0070 FRANKFORT PCT 014	409	378	22	0	3		
0071 FRANKFORT PCT 015	371	322	30	0	11		
0072 FRANKFORT PCT 016	526	410	22	0	6		
0073 FRANKFORT PCT 017	848	369	25	0	13		
0074 FRANKFORT PCT 018	555	294	18	0	8		
0075 FRANKFORT PCT 019	389	389	33	0	4		
0076 FRANKFORT PCT 020	446	350	27	0	8		
0077 FRANKFORT PCT 021	493	336	13	0	8		
0078 FRANKFORT PCT 022	545	339	19	0	12		
0079 FRANKFORT PCT 023	552	277	16	0	4		
0080 FRANKFORT PCT 024	377	464	25	0	9		
0081 FRANKFORT PCT 025	532	311	22	0	7		
0082 FRANKFORT PCT 026	539	343	13	1	6		
0083 FRANKFORT PCT 027	456	249	8	0	9		
0084 FRANKFORT PCT 028	570	457	24	1	13		
0085 GREEN GARDEN PCT 001	594	234	22	0	8		
0086 GREEN GARDEN PCT 002	602	263	27	0	5		
0087 HOMER PCT 001	449	240	19	0	5		
0088 HOMER PCT 002	654	313	20	0	6		
0089 HOMER PCT 003	436	284	22	0	6		
0090 HOMER PCT 004	573	307	28	0	6		
0091 HOMER PCT 005	464	236	10	0	1		
0092 HOMER PCT 006	491	292	14	0	5		
0093 HOMER PCT 007	480	325	23	0	9		
0094 HOMER PCT 008	484	288	16	0	4		
0095 HOMER PCT 009	366	271	17	0	10		
0096 HOMER PCT 010	551	363	34	0	14		
0097 HOMER PCT 011	495	326	16	0	8		
0098 HOMER PCT 012	568	290	25	0	3		
0099 HOMER PCT 013	525	310	17	0	5		
0100 HOMER PCT 014	743	504	37	1	11		
0101 HOMER PCT 015	524	425	26	0	3		
0102 HOMER PCT 016	461	284	23	1	5		
0103 HOMER PCT 017	643	282	11	0	5		
0104 HOMER PCT 018	509	412	28	0	7		
0105 JACKSON PCT 001	503	353	30	0	11		
0106 JACKSON PCT 002	476	304	42	0	10		
0107 JOLIET PCT 001	186	523	21	0	7		

	VOTES	PERCENT		VOTES	PERCENT
ATTORNEY GENERAL					
Vote for not more than 1					
01 = Erika Harold (REP)	116,106	46.92			
02 = Kwame Raoul (DEM)	124,864	50.46	04 = OVER VOTES		52
03 = Bubba Harsy (LIB)	6,466	2.61	05 = UNDER VOTES		2,054

(CONTINUED FROM PREVIOUS PAGE)

	01	02	03	04	05
0108 JOLIET PCT 002	220	340	16	0	8
0109 JOLIET PCT 003	181	279	21	0	9
0110 JOLIET PCT 004	198	364	26	1	3
0111 JOLIET PCT 005	35	372	7	0	3
0112 JOLIET PCT 006	35	440	6	1	1
0113 JOLIET PCT 007	80	477	9	0	5
0114 JOLIET PCT 008	247	405	11	0	5
0115 JOLIET PCT 009	137	421	22	0	3
0116 JOLIET PCT 010	247	348	26	1	9
0117 JOLIET PCT 011	190	354	16	0	5
0118 JOLIET PCT 012	137	399	15	0	5
0119 JOLIET PCT 013	44	409	12	1	5
0120 JOLIET PCT 014	56	447	11	0	2
0121 JOLIET PCT 015	119	317	19	0	5
0122 JOLIET PCT 016	116	487	15	0	4
0123 JOLIET PCT 017	334	432	20	0	7
0124 JOLIET PCT 018	455	455	20	0	10
0125 JOLIET PCT 019	247	389	31	0	5
0126 JOLIET PCT 020	234	389	15	0	9
0127 JOLIET PCT 021	344	423	16	0	7
0128 JOLIET PCT 022	194	444	20	0	7
0129 JOLIET PCT 023	119	443	14	1	4
0130 JOLIET PCT 024	140	398	16	1	4
0131 JOLIET PCT 025	276	395	19	0	5
0132 JOLIET PCT 026	158	385	13	0	6
0133 JOLIET PCT 027	54	199	4	0	1
0134 JOLIET PCT 028	38	391	8	0	2
0135 JOLIET PCT 029	142	398	19	0	3
0136 JOLIET PCT 030	215	347	19	0	4
0137 JOLIET PCT 031	208	365	16	1	4
0138 JOLIET PCT 032	20	478	6	0	2
0139 JOLIET PCT 033	254	312	22	0	15
0140 JOLIET PCT 034	68	442	6	1	4
0141 JOLIET PCT 035	141	557	21	0	7
0142 JOLIET PCT 036	78	459	6	0	2
0143 JOLIET PCT 037	173	417	13	0	4
0144 LOCKPORT PCT 001	823	551	28	2	17
0145 LOCKPORT PCT 002	337	535	28	0	4
0146 LOCKPORT PCT 003	240	490	30	0	1
0147 LOCKPORT PCT 004	235	348	26	0	6
0148 LOCKPORT PCT 005	465	289	25	0	6
0149 LOCKPORT PCT 006	281	615	19	1	2
0150 LOCKPORT PCT 007	213	646	27	0	4
0151 LOCKPORT PCT 008	132	602	15	0	4
0152 LOCKPORT PCT 009	572	672	31	0	11
0153 LOCKPORT PCT 010	406	355	29	0	7
0154 LOCKPORT PCT 011	367	356	29	0	15
0155 LOCKPORT PCT 012	418	335	32	1	6
0156 LOCKPORT PCT 013	836	612	25	0	12
0157 LOCKPORT PCT 014	340	362	17	0	7
0158 LOCKPORT PCT 015	214	449	19	1	5
0159 LOCKPORT PCT 016	400	403	26	0	10
0160 LOCKPORT PCT 017	502	354	23	1	17
0161 LOCKPORT PCT 018	379	387	40	0	8

Abstract of Votes

WILL COUNTY, ILLINOIS
GENERAL ELECTION
NOVEMBER 6, 2018

Official Results

	VOTES PERCENT					VOTES	PERCENT
ATTORNEY GENERAL							
Vote for not more than 1							
01 = Erika Harold (REP)	116,106					46.92	
02 = Kwame Raoul (DEM)	124,864					50.46	04 = OVER VOTES
03 = Bubba Harsy (LIB)	6,466					2.61	05 = UNDER VOTES
						52	
						2,054	
(CONTINUED FROM PREVIOUS PAGE)	01	02	03	04	05		
0162 LOCKPORT PCT 019	471	382	20	1	11		
0163 LOCKPORT PCT 020	327	309	22	0	4		
0164 LOCKPORT PCT 021	260	403	21	0	9		
0165 LOCKPORT PCT 022	248	292	26	0	8		
0166 LOCKPORT PCT 023	241	254	22	0	7		
0167 LOCKPORT PCT 024	38	374	5	0	7		
0168 MANHATTAN PCT 001	461	345	28	0	10		
0169 MANHATTAN PCT 002	554	380	26	0	12		
0170 MANHATTAN PCT 003	726	425	27	0	6		
0171 MANHATTAN PCT 004	479	334	15	0	7		
0172 MONEE PCT 001	153	423	17	1	3		
0173 MONEE PCT 002	85	588	11	0	3		
0174 MONEE PCT 003	370	374	21	0	4		
0175 MONEE PCT 004	381	435	22	1	10		
0176 MONEE PCT 005	22	565	10	0	2		
0177 MONEE PCT 006	21	430	8	0	3		
0178 MONEE PCT 007	42	627	8	1	3		
0179 MONEE PCT 008	342	301	16	1	3		
0180 NEW LENOX PCT 001	325	346	15	0	5		
0181 NEW LENOX PCT 002	517	265	19	0	3		
0182 NEW LENOX PCT 003	416	293	22	1	1		
0183 NEW LENOX PCT 004	400	240	10	0	6		
0184 NEW LENOX PCT 005	481	300	30	0	21		
0185 NEW LENOX PCT 006	533	275	19	0	11		
0186 NEW LENOX PCT 007	784	360	21	0	8		
0187 NEW LENOX PCT 008	671	304	25	1	7		
0188 NEW LENOX PCT 009	536	353	22	0	8		
0189 NEW LENOX PCT 010	513	327	23	0	14		
0190 NEW LENOX PCT 011	539	359	27	0	11		
0191 NEW LENOX PCT 012	423	280	37	0	14		
0192 NEW LENOX PCT 013	473	361	26	0	11		
0193 NEW LENOX PCT 014	695	489	43	1	23		
0194 NEW LENOX PCT 015	543	322	11	0	12		
0195 NEW LENOX PCT 016	515	325	23	0	5		
0196 NEW LENOX PCT 017	558	345	19	0	11		
0197 NEW LENOX PCT 018	453	315	19	0	8		
0198 NEW LENOX PCT 019	562	387	30	0	14		
0199 NEW LENOX PCT 020	864	454	37	0	16		
0200 PEOTONE PCT 001	600	263	21	0	10		
0201 PEOTONE PCT 002	565	234	27	0	7		
0202 PLAINFIELD PCT 001	434	481	22	0	7		
0203 PLAINFIELD PCT 002	411	463	21	0	8		
0204 PLAINFIELD PCT 003	466	311	26	0	9		
0205 PLAINFIELD PCT 004	113	291	15	0	2		
0206 PLAINFIELD PCT 005	295	483	25	0	1		
0207 PLAINFIELD PCT 006	237	523	27	0	6		
0208 PLAINFIELD PCT 007	257	629	19	0	3		
0209 PLAINFIELD PCT 008	405	447	19	0	5		
0210 PLAINFIELD PCT 009	526	469	23	0	8		
0211 PLAINFIELD PCT 010	398	319	25	1	5		
0212 PLAINFIELD PCT 011	85	248	10	0	2		
0213 PLAINFIELD PCT 012	214	535	16	1	4		
0214 PLAINFIELD PCT 013	607	524	30	0	4		
0215 PLAINFIELD PCT 014	423	371	30	0	8		

Abstract of Votes

WILL COUNTY, ILLINOIS
GENERAL ELECTION
NOVEMBER 6, 2018

Official Results

	VOTES	PERCENT		VOTES	PERCENT
ATTORNEY GENERAL					
Vote for not more than 1					
01 = Erika Harold (REP)	116,106	46.92			
02 = Kwame Raoul (DEM)	124,864	50.46	04 = OVER VOTES	52	
03 = Bubba Harsy (LIB)	6,466	2.61	05 = UNDER VOTES	2,054	

(CONTINUED FROM PREVIOUS PAGE)

	01	02	03	04	05
0216 PLAINFIELD PCT 015	466	344	18	0	10
0217 PLAINFIELD PCT 016	436	372	27	0	9
0218 PLAINFIELD PCT 017	277	483	24	0	2
0219 PLAINFIELD PCT 018	345	452	27	0	4
0220 PLAINFIELD PCT 019	269	461	13	0	7
0221 PLAINFIELD PCT 020	472	448	38	0	4
0222 PLAINFIELD PCT 021	328	324	20	0	4
0223 PLAINFIELD PCT 022	576	528	34	0	6
0224 PLAINFIELD PCT 023	305	346	13	0	4
0225 PLAINFIELD PCT 024	376	322	15	0	5
0226 PLAINFIELD PCT 025	296	440	29	0	8
0227 PLAINFIELD PCT 026	186	421	11	0	2
0228 PLAINFIELD PCT 027	248	541	20	0	0
0229 PLAINFIELD PCT 028	336	432	26	0	8
0230 PLAINFIELD PCT 029	321	370	18	0	5
0231 PLAINFIELD PCT 030	345	397	23	0	7
0232 PLAINFIELD PCT 031	341	373	18	1	2
0233 PLAINFIELD PCT 032	275	401	24	0	5
0234 PLAINFIELD PCT 033	372	386	22	0	3
0235 PLAINFIELD PCT 034	228	313	24	0	4
0236 PLAINFIELD PCT 035	264	476	21	0	3
0237 REED PCT 001	438	257	36	1	6
0238 REED PCT 002	481	291	33	1	6
0239 REED PCT 003	461	267	40	0	8
0240 TROY PCT 001	390	643	35	0	7
0241 TROY PCT 002	279	546	25	0	3
0242 TROY PCT 003	426	278	19	0	4
0243 TROY PCT 004	368	323	24	0	3
0244 TROY PCT 005	357	320	10	0	6
0245 TROY PCT 006	182	294	13	0	1
0246 TROY PCT 007	513	599	31	1	10
0247 TROY PCT 008	588	599	38	0	8
0248 TROY PCT 009	381	367	22	0	13
0249 TROY PCT 010	449	361	31	0	6
0250 TROY PCT 011	658	410	20	0	16
0251 TROY PCT 012	390	414	26	0	7
0252 TROY PCT 013	828	642	27	1	15
0253 TROY PCT 014	521	368	24	0	7
0254 TROY PCT 015	498	393	28	0	4
0255 TROY PCT 016	375	471	13	0	15
0256 TROY PCT 017	615	370	23	0	9
0257 TROY PCT 018	211	415	22	0	3
0258 TROY PCT 019	177	526	20	0	3
0259 TROY PCT 020	552	466	14	0	21
0260 TROY PCT 021	521	365	32	0	22
0261 TROY PCT 022	296	155	15	0	4
0262 WASHINGTON PCT 001	484	277	22	0	10
0263 WASHINGTON PCT 002	585	295	20	0	2
0264 WASHINGTON PCT 003	493	215	22	0	5
0265 WESLEY PCT 001	549	269	26	0	7
0266 WHEATLAND PCT 001	562	646	26	0	8
0267 WHEATLAND PCT 002	795	627	9	1	15
0268 WHEATLAND PCT 003	499	484	13	1	5
0269 WHEATLAND PCT 004	335	678	36	2	7

		VOTES		PERCENT		VOTES		PERCENT	
ATTORNEY GENERAL									
Vote for not more than 1									
01 = Erika Harold (REP)		116,106		46.92					
02 = Kwame Raoul (DEM)		124,864		50.46		04 = OVER VOTES		52	
03 = Bubba Harsy (LIB)		6,466		2.61		05 = UNDER VOTES		2,054	

(CONTINUED FROM PREVIOUS PAGE)		01	02	03	04	05			

0270	WHEATLAND PCT 005	532	512	19	0	5			
0271	WHEATLAND PCT 006	441	395	19	0	4			
0272	WHEATLAND PCT 007	482	430	15	0	2			
0273	WHEATLAND PCT 008	465	461	16	0	4			
0274	WHEATLAND PCT 009	518	546	20	0	8			
0275	WHEATLAND PCT 010	506	432	14	0	5			
0276	WHEATLAND PCT 011	564	783	18	0	7			
0277	WHEATLAND PCT 012	364	493	15	0	3			
0278	WHEATLAND PCT 013	415	406	12	0	4			
0279	WHEATLAND PCT 014	519	490	21	1	7			
0280	WHEATLAND PCT 015	394	505	18	0	7			
0281	WHEATLAND PCT 016	508	433	19	0	5			
0282	WHEATLAND PCT 017	447	581	15	0	10			
0283	WHEATLAND PCT 018	481	460	9	0	6			
0284	WHEATLAND PCT 019	256	484	26	0	1			
0285	WHEATLAND PCT 020	441	378	8	0	4			
0286	WHEATLAND PCT 021	364	412	11	0	4			
0287	WHEATLAND PCT 022	312	642	22	0	9			
0288	WHEATLAND PCT 023	384	618	19	0	7			
0289	WHEATLAND PCT 024	411	402	8	0	6			
0290	WHEATLAND PCT 025	493	426	25	0	7			
0291	WHEATLAND PCT 026	733	513	23	2	5			
0292	WHEATLAND PCT 027	369	755	20	0	3			
0293	WHEATLAND PCT 028	555	494	25	0	8			
0294	WHEATLAND PCT 029	526	522	34	0	10			
0295	WHEATLAND PCT 030	486	434	35	0	12			
0296	WHEATLAND PCT 031	249	485	19	0	6			
0297	WHEATLAND PCT 032	338	586	26	1	1			
0298	WHEATLAND PCT 033	257	661	16	0	7			
0299	WHEATLAND PCT 034	484	767	42	0	4			
0300	WILL PCT 001	485	152	19	0	13			
0301	WILMINGTON PCT 001	394	285	31	0	13			
0302	WILMINGTON PCT 002	414	220	28	0	7			
0303	WILMINGTON PCT 003	493	279	33	0	13			
0304	WILTON PCT 001	331	104	11	0	8			

Abstract of Votes

WILL COUNTY, ILLINOIS
GENERAL ELECTION
NOVEMBER 6, 2018

Official Results

	VOTES PERCENT					VOTES PERCENT	
SECRETARY OF STATE							
Vote for not more than 1							
01 = Jason Helland (REP)	81,566	32.89					
02 = Jesse White (DEM)	160,415	64.69				04 = OVER VOTES	55
03 = Steve Dutner (LIB)	6,000	2.42				05 = UNDER VOTES	1,506
	01	02	03	04	05		
0001 CHANNAHON PCT 001	385	444	24	0	5		
0002 CHANNAHON PCT 002	463	589	27	2	8		
0003 CHANNAHON PCT 003	372	481	26	0	7		
0004 CHANNAHON PCT 004	330	454	20	0	1		
0005 CHANNAHON PCT 005	358	468	22	0	11		
0006 CRETE PCT 001	139	630	27	1	4		
0007 CRETE PCT 002	157	444	20	0	4		
0008 CRETE PCT 003	196	403	20	0	5		
0009 CRETE PCT 004	189	583	16	0	2		
0010 CRETE PCT 005	137	671	12	0	2		
0011 CRETE PCT 006	258	573	22	0	5		
0012 CRETE PCT 007	161	621	12	1	4		
0013 CRETE PCT 008	237	541	15	0	5		
0014 CRETE PCT 009	251	412	17	0	2		
0015 CRETE PCT 010	189	304	16	0	3		
0016 CRETE PCT 011	315	300	12	0	10		
0017 CRETE PCT 012	257	401	19	0	3		
0018 CUSTER PCT 001	299	272	18	0	5		
0019 DU PAGE PCT 001	338	682	30	0	5		
0020 DU PAGE PCT 002	336	629	17	0	7		
0021 DU PAGE PCT 003	381	621	15	0	4		
0022 DU PAGE PCT 004	205	498	14	0	2		
0023 DU PAGE PCT 005	199	517	20	0	5		
0024 DU PAGE PCT 006	190	523	17	0	1		
0025 DU PAGE PCT 007	332	601	17	0	4		
0026 DU PAGE PCT 008	148	590	17	0	7		
0027 DU PAGE PCT 009	156	527	8	0	3		
0028 DU PAGE PCT 010	139	709	23	0	2		
0029 DU PAGE PCT 011	134	659	24	0	7		
0030 DU PAGE PCT 012	168	559	22	0	2		
0031 DU PAGE PCT 013	178	726	20	0	9		
0032 DU PAGE PCT 014	205	625	24	0	5		
0033 DU PAGE PCT 015	168	630	17	1	4		
0034 DU PAGE PCT 016	159	670	25	0	9		
0035 DU PAGE PCT 017	174	720	27	0	4		
0036 DU PAGE PCT 018	156	549	28	0	3		
0037 DU PAGE PCT 019	131	614	15	0	4		
0038 DU PAGE PCT 020	92	560	20	0	4		
0039 DU PAGE PCT 021	167	602	27	0	13		
0040 DU PAGE PCT 022	177	620	24	0	4		
0041 DU PAGE PCT 023	206	843	24	0	2		
0042 DU PAGE PCT 024	140	550	15	0	3		
0043 DU PAGE PCT 025	136	579	17	0	5		
0044 DU PAGE PCT 026	124	523	17	0	5		
0045 DU PAGE PCT 027	122	715	18	0	8		
0046 DU PAGE PCT 028	131	594	18	0	2		
0047 DU PAGE PCT 029	194	680	31	0	6		
0048 DU PAGE PCT 030	94	662	17	0	2		
0049 DU PAGE PCT 031	126	352	13	0	5		
0050 DU PAGE PCT 032	251	617	22	0	4		
0051 DU PAGE PCT 033	208	548	18	0	2		
0052 DU PAGE PCT 034	266	485	17	1	5		
0053 DU PAGE PCT 035	92	408	17	0	2		

Abstract of Votes

WILL COUNTY, ILLINOIS
GENERAL ELECTION
NOVEMBER 6, 2018

Official Results

	VOTES PERCENT					VOTES	PERCENT
SECRETARY OF STATE							
Vote for not more than 1							
01 = Jason Heiland (REP)	81,566	32.89					
02 = Jesse White (DEM)	160,415	64.69				04 = OVER VOTES	55
03 = Steve Dutner (LIB)	6,000	2.42				05 = UNDER VOTES	1,506

(CONTINUED FROM PREVIOUS PAGE)	01	02	03	04	05		

0054 DU PAGE PCT 036	282	603	13	0	3		
0055 DU PAGE PCT 037	193	488	21	0	3		
0056 FLORENCE PCT 001	157	223	13	0	3		
0057 FRANKFORT PCT 001	509	604	29	0	8		
0058 FRANKFORT PCT 002	458	479	21	0	7		
0059 FRANKFORT PCT 003	320	546	14	0	2		
0060 FRANKFORT PCT 004	304	448	26	2	4		
0061 FRANKFORT PCT 005	476	659	28	1	6		
0062 FRANKFORT PCT 006	323	444	17	0	3		
0063 FRANKFORT PCT 007	325	458	17	0	5		
0064 FRANKFORT PCT 008	333	529	24	0	5		
0065 FRANKFORT PCT 009	300	541	18	0	3		
0066 FRANKFORT PCT 010	253	558	12	1	9		
0067 FRANKFORT PCT 011	561	551	19	0	9		
0068 FRANKFORT PCT 012	316	472	14	0	9		
0069 FRANKFORT PCT 013	324	413	27	1	4		
0070 FRANKFORT PCT 014	299	488	21	0	4		
0071 FRANKFORT PCT 015	271	433	28	0	2		
0072 FRANKFORT PCT 016	380	549	23	0	12		
0073 FRANKFORT PCT 017	640	577	24	1	13		
0074 FRANKFORT PCT 018	396	458	15	0	6		
0075 FRANKFORT PCT 019	288	496	26	0	5		
0076 FRANKFORT PCT 020	334	457	33	0	7		
0077 FRANKFORT PCT 021	327	496	24	0	3		
0078 FRANKFORT PCT 022	383	518	7	0	7		
0079 FRANKFORT PCT 023	377	455	12	0	5		
0080 FRANKFORT PCT 024	260	582	25	0	8		
0081 FRANKFORT PCT 025	338	505	24	0	5		
0082 FRANKFORT PCT 026	383	492	18	1	8		
0083 FRANKFORT PCT 027	320	378	14	0	10		
0084 FRANKFORT PCT 028	426	605	26	0	8		
0085 GREEN GARDEN PCT 001	453	380	21	0	4		
0086 GREEN GARDEN PCT 002	468	396	29	0	4		
0087 HOMER PCT 001	312	379	19	0	3		
0088 HOMER PCT 002	469	493	25	0	6		
0089 HOMER PCT 003	307	422	16	0	3		
0090 HOMER PCT 004	416	472	21	1	4		
0091 HOMER PCT 005	348	347	12	0	4		
0092 HOMER PCT 006	343	442	13	0	4		
0093 HOMER PCT 007	353	457	20	0	7		
0094 HOMER PCT 008	345	425	19	1	2		
0095 HOMER PCT 009	242	401	18	0	3		
0096 HOMER PCT 010	391	544	24	0	3		
0097 HOMER PCT 011	353	477	15	0	0		
0098 HOMER PCT 012	428	429	24	0	5		
0099 HOMER PCT 013	384	450	14	0	9		
0100 HOMER PCT 014	540	710	37	0	9		
0101 HOMER PCT 015	344	606	25	0	3		
0102 HOMER PCT 016	347	400	18	0	9		
0103 HOMER PCT 017	494	429	14	1	3		
0104 HOMER PCT 018	381	549	21	0	5		
0105 JACKSON PCT 001	332	531	26	0	8		
0106 JACKSON PCT 002	310	496	21	0	5		
0107 JOLIET PCT 001	122	593	17	0	5		

	VOTES	PERCENT		VOTES	PERCENT
SECRETARY OF STATE					
Vote for not more than 1					
01 = Jason Helland (REP)	81,566	32.89			
02 = Jesse White (DEM)	160,415	64.69	04 = OVER VOTES		55
03 = Steve Dutner (LIB)	6,000	2.42	05 = UNDER VOTES		1,506

(CONTINUED FROM PREVIOUS PAGE)	01	02	03	04	05
0108 JOLIET PCT 002	131	436	12	2	3
0109 JOLIET PCT 003	127	343	19	0	1
0110 JOLIET PCT 004	129	436	23	0	4
0111 JOLIET PCT 005	20	390	6	0	1
0112 JOLIET PCT 006	18	456	5	0	4
0113 JOLIET PCT 007	47	511	11	0	2
0114 JOLIET PCT 008	165	481	19	0	3
0115 JOLIET PCT 009	94	470	17	0	2
0116 JOLIET PCT 010	171	429	21	2	8
0117 JOLIET PCT 011	139	411	13	0	2
0118 JOLIET PCT 012	88	444	19	1	4
0119 JOLIET PCT 013	22	425	17	0	7
0120 JOLIET PCT 014	42	460	10	0	4
0121 JOLIET PCT 015	87	352	17	0	4
0122 JOLIET PCT 016	94	514	13	0	1
0123 JOLIET PCT 017	228	550	10	0	5
0124 JOLIET PCT 018	326	599	11	0	4
0125 JOLIET PCT 019	188	459	22	0	3
0126 JOLIET PCT 020	143	487	15	0	2
0127 JOLIET PCT 021	225	535	27	0	3
0128 JOLIET PCT 022	125	522	12	0	6
0129 JOLIET PCT 023	81	476	20	0	4
0130 JOLIET PCT 024	107	441	10	0	1
0131 JOLIET PCT 025	166	509	15	0	5
0132 JOLIET PCT 026	108	434	19	0	1
0133 JOLIET PCT 027	36	214	7	0	1
0134 JOLIET PCT 028	16	409	10	0	4
0135 JOLIET PCT 029	97	442	19	0	4
0136 JOLIET PCT 030	148	419	16	0	2
0137 JOLIET PCT 031	139	429	16	1	9
0138 JOLIET PCT 032	9	487	9	1	0
0139 JOLIET PCT 033	164	412	19	1	7
0140 JOLIET PCT 034	42	463	10	1	5
0141 JOLIET PCT 035	86	611	23	0	6
0142 JOLIET PCT 036	57	477	7	0	4
0143 JOLIET PCT 037	126	457	19	1	4
0144 LOCKPORT PCT 001	518	862	26	0	15
0145 LOCKPORT PCT 002	226	648	26	0	4
0146 LOCKPORT PCT 003	163	566	29	0	3
0147 LOCKPORT PCT 004	169	419	23	0	4
0148 LOCKPORT PCT 005	375	385	21	0	4
0149 LOCKPORT PCT 006	182	716	19	0	1
0150 LOCKPORT PCT 007	148	710	29	0	3
0151 LOCKPORT PCT 008	93	641	16	0	3
0152 LOCKPORT PCT 009	337	920	23	0	6
0153 LOCKPORT PCT 010	284	485	20	0	8
0154 LOCKPORT PCT 011	237	491	29	0	10
0155 LOCKPORT PCT 012	307	451	25	1	8
0156 LOCKPORT PCT 013	507	957	14	0	7
0157 LOCKPORT PCT 014	235	468	17	0	6
0158 LOCKPORT PCT 015	145	527	14	0	2
0159 LOCKPORT PCT 016	278	531	25	0	5
0160 LOCKPORT PCT 017	329	541	22	0	5
0161 LOCKPORT PCT 018	288	494	29	0	3

Abstract of Votes

WILL COUNTY, ILLINOIS
GENERAL ELECTION
NOVEMBER 6, 2018

Official Results

	VOTES		PERCENT		VOTES	PERCENT
SECRETARY OF STATE						
Vote for not more than 1						
01 = Jason Helland (REP)	81,566		32.89			
02 = Jesse White (DEM)	160,415		64.69			04 = OVER VOTES
03 = Steve Dutner (LIB)	6,000		2.42			05 = UNDER VOTES
						55
						1,506
(CONTINUED FROM PREVIOUS PAGE)	01	02	03	04	05	
0162 LOCKPORT PCT 019	278	585	15	0	7	
0163 LOCKPORT PCT 020	222	415	20	0	5	
0164 LOCKPORT PCT 021	182	481	20	0	10	
0165 LOCKPORT PCT 022	168	377	19	0	10	
0166 LOCKPORT PCT 023	177	327	14	1	5	
0167 LOCKPORT PCT 024	23	393	3	0	5	
0168 MANHATTAN PCT 001	327	488	27	0	2	
0169 MANHATTAN PCT 002	383	559	22	1	7	
0170 MANHATTAN PCT 003	520	622	32	0	10	
0171 MANHATTAN PCT 004	332	481	17	1	4	
0172 MONEE PCT 001	98	483	16	0	0	
0173 MONEE PCT 002	43	631	11	0	2	
0174 MONEE PCT 003	267	479	19	0	4	
0175 MONEE PCT 004	248	585	12	0	4	
0176 MONEE PCT 005	6	583	8	0	2	
0177 MONEE PCT 006	14	441	5	0	2	
0178 MONEE PCT 007	15	659	5	0	2	
0179 MONEE PCT 008	253	396	10	0	4	
0180 NEW LENOX PCT 001	235	435	14	0	7	
0181 NEW LENOX PCT 002	384	400	17	0	3	
0182 NEW LENOX PCT 003	311	404	15	1	2	
0183 NEW LENOX PCT 004	300	341	9	0	6	
0184 NEW LENOX PCT 005	333	461	22	1	15	
0185 NEW LENOX PCT 006	368	438	28	0	4	
0186 NEW LENOX PCT 007	594	539	33	2	5	
0187 NEW LENOX PCT 008	481	499	25	0	3	
0188 NEW LENOX PCT 009	390	502	19	0	8	
0189 NEW LENOX PCT 010	335	511	16	0	15	
0190 NEW LENOX PCT 011	387	515	27	1	6	
0191 NEW LENOX PCT 012	307	412	27	0	8	
0192 NEW LENOX PCT 013	361	474	30	0	6	
0193 NEW LENOX PCT 014	468	724	40	0	19	
0194 NEW LENOX PCT 015	390	470	15	0	13	
0195 NEW LENOX PCT 016	374	474	17	0	3	
0196 NEW LENOX PCT 017	389	512	28	0	4	
0197 NEW LENOX PCT 018	320	440	22	1	12	
0198 NEW LENOX PCT 019	376	579	26	0	12	
0199 NEW LENOX PCT 020	644	683	31	0	13	
0200 PEOTONE PCT 001	419	452	18	0	5	
0201 PEOTONE PCT 002	430	376	24	0	3	
0202 PLAINFIELD PCT 001	354	556	29	0	5	
0203 PLAINFIELD PCT 002	294	578	25	0	6	
0204 PLAINFIELD PCT 003	327	472	12	0	1	
0205 PLAINFIELD PCT 004	82	322	15	0	2	
0206 PLAINFIELD PCT 005	204	577	20	1	2	
0207 PLAINFIELD PCT 006	150	625	15	0	3	
0208 PLAINFIELD PCT 007	168	722	16	0	2	
0209 PLAINFIELD PCT 008	262	589	20	0	5	
0210 PLAINFIELD PCT 009	369	625	20	0	12	
0211 PLAINFIELD PCT 010	267	455	22	0	4	
0212 PLAINFIELD PCT 011	54	280	10	0	1	
0213 PLAINFIELD PCT 012	146	606	15	0	3	
0214 PLAINFIELD PCT 013	422	703	35	1	4	
0215 PLAINFIELD PCT 014	300	504	25	0	3	

Abstract of Votes

WILL COUNTY, ILLINOIS
GENERAL ELECTION
NOVEMBER 6, 2018

Official Results

	VOTES	PERCENT		VOTES	PERCENT
SECRETARY OF STATE					
Vote for not more than 1					
01 = Jason Helland (REP)	81,566	32.89			
02 = Jesse White (DEM)	160,415	64.69	04 = OVER VOTES	55	
03 = Steve Dutner (LIB)	6,000	2.42	05 = UNDER VOTES	1,506	

(CONTINUED FROM PREVIOUS PAGE)

	01	02	03	04	05
0216 PLAINFIELD PCT 015	334	477	22	0	5
0217 PLAINFIELD PCT 016	288	526	24	1	5
0218 PLAINFIELD PCT 017	195	565	25	0	1
0219 PLAINFIELD PCT 018	227	575	23	0	3
0220 PLAINFIELD PCT 019	210	518	18	0	4
0221 PLAINFIELD PCT 020	341	595	21	0	5
0222 PLAINFIELD PCT 021	212	445	15	1	3
0223 PLAINFIELD PCT 022	412	697	31	0	4
0224 PLAINFIELD PCT 023	205	442	19	0	2
0225 PLAINFIELD PCT 024	236	464	13	0	5
0226 PLAINFIELD PCT 025	231	511	26	0	5
0227 PLAINFIELD PCT 026	133	472	15	0	0
0228 PLAINFIELD PCT 027	164	615	28	0	2
0229 PLAINFIELD PCT 028	236	532	31	0	3
0230 PLAINFIELD PCT 029	245	452	11	0	6
0231 PLAINFIELD PCT 030	245	505	18	0	4
0232 PLAINFIELD PCT 031	241	478	15	0	1
0233 PLAINFIELD PCT 032	184	500	17	0	4
0234 PLAINFIELD PCT 033	230	533	17	0	3
0235 PLAINFIELD PCT 034	179	362	23	0	5
0236 PLAINFIELD PCT 035	205	535	18	0	6
0237 REED PCT 001	323	388	25	0	2
0238 REED PCT 002	376	410	23	1	2
0239 REED PCT 003	336	416	19	0	5
0240 TROY PCT 001	278	764	29	0	4
0241 TROY PCT 002	189	635	29	0	0
0242 TROY PCT 003	293	415	16	0	3
0243 TROY PCT 004	236	455	26	0	1
0244 TROY PCT 005	241	440	8	0	4
0245 TROY PCT 006	122	352	15	1	0
0246 TROY PCT 007	339	788	20	2	5
0247 TROY PCT 008	364	832	29	0	8
0248 TROY PCT 009	275	491	10	0	7
0249 TROY PCT 010	310	517	17	0	3
0250 TROY PCT 011	463	613	24	0	4
0251 TROY PCT 012	246	560	28	0	3
0252 TROY PCT 013	529	945	26	0	13
0253 TROY PCT 014	342	556	16	0	6
0254 TROY PCT 015	355	542	23	0	3
0255 TROY PCT 016	229	623	17	0	5
0256 TROY PCT 017	413	568	25	1	10
0257 TROY PCT 018	134	488	23	0	6
0258 TROY PCT 019	133	568	20	0	5
0259 TROY PCT 020	394	615	31	0	13
0260 TROY PCT 021	388	506	31	0	15
0261 TROY PCT 022	202	253	15	0	0
0262 WASHINGTON PCT 001	317	451	20	1	4
0263 WASHINGTON PCT 002	428	448	25	0	1
0264 WASHINGTON PCT 003	340	370	16	0	9
0265 WESLEY PCT 001	392	436	19	1	3
0266 WHEATLAND PCT 001	391	815	31	0	5
0267 WHEATLAND PCT 002	533	890	15	0	9
0268 WHEATLAND PCT 003	379	596	19	0	8
0269 WHEATLAND PCT 004	254	758	39	3	4

	VOTES		PERCENT			VOTES	PERCENT
SECRETARY OF STATE							
Vote for not more than 1							
01 = Jason Helland (REP)	81,566	32.89					
02 = Jesse White (DEM)	160,415	64.69			04 = OVER VOTES	55	
03 = Steve Dutner (LIB)	6,000	2.42			05 = UNDER VOTES	1,506	

(CONTINUED FROM PREVIOUS PAGE)	01	02	03	04	05		

0270 WHEATLAND PCT 005	385	656	17	1	9		
0271 WHEATLAND PCT 006	320	524	14	0	1		
0272 WHEATLAND PCT 007	358	551	19	0	1		
0273 WHEATLAND PCT 008	312	613	13	0	8		
0274 WHEATLAND PCT 009	363	703	19	0	7		
0275 WHEATLAND PCT 010	374	554	19	0	10		
0276 WHEATLAND PCT 011	449	894	26	0	3		
0277 WHEATLAND PCT 012	274	576	21	0	4		
0278 WHEATLAND PCT 013	309	506	18	0	4		
0279 WHEATLAND PCT 014	375	630	26	0	7		
0280 WHEATLAND PCT 015	288	614	15	0	7		
0281 WHEATLAND PCT 016	365	573	22	0	5		
0282 WHEATLAND PCT 017	314	717	15	0	7		
0283 WHEATLAND PCT 018	324	610	16	0	6		
0284 WHEATLAND PCT 019	181	572	12	0	2		
0285 WHEATLAND PCT 020	325	487	16	0	3		
0286 WHEATLAND PCT 021	259	517	13	0	2		
0287 WHEATLAND PCT 022	237	723	20	0	5		
0288 WHEATLAND PCT 023	305	696	23	0	4		
0289 WHEATLAND PCT 024	320	490	12	0	5		
0290 WHEATLAND PCT 025	367	558	22	0	4		
0291 WHEATLAND PCT 026	527	714	31	0	4		
0292 WHEATLAND PCT 027	260	862	16	1	8		
0293 WHEATLAND PCT 028	430	625	20	0	7		
0294 WHEATLAND PCT 029	386	669	31	1	5		
0295 WHEATLAND PCT 030	369	558	32	1	7		
0296 WHEATLAND PCT 031	170	565	20	0	4		
0297 WHEATLAND PCT 032	247	681	24	0	0		
0298 WHEATLAND PCT 033	165	749	23	0	4		
0299 WHEATLAND PCT 034	347	911	38	0	1		
0300 WILL PCT 001	373	270	16	0	10		
0301 WILMINGTON PCT 001	267	420	29	0	7		
0302 WILMINGTON PCT 002	330	324	9	1	5		
0303 WILMINGTON PCT 003	350	436	20	0	12		
0304 WILTON PCT 001	227	211	10	0	6		

Abstract of Votes

WILL COUNTY, ILLINOIS
GENERAL ELECTION
NOVEMBER 6, 2018

Official Results

	VOTES PERCENT					VOTES PERCENT	
COMPTROLLER							
Vote for not more than 1							
01 = Darlene Senger (REP)	103,249	41.81					
02 = Susana A. Mendoza (DEM)	136,123	55.12				04 = OVER VOTES	56
03 = Claire Ball (LIB)	7,596	3.08				05 = UNDER VOTES	2,518
	01	02	03	04	05		
0001 CHANNAHON PCT 001	474	338	34	0	12		
0002 CHANNAHON PCT 002	555	475	46	1	12		
0003 CHANNAHON PCT 003	437	412	24	0	13		
0004 CHANNAHON PCT 004	417	350	33	0	5		
0005 CHANNAHON PCT 005	422	386	37	0	14		
0006 CRETE PCT 001	169	605	25	0	2		
0007 CRETE PCT 002	198	402	21	0	4		
0008 CRETE PCT 003	237	359	23	0	5		
0009 CRETE PCT 004	230	535	19	0	6		
0010 CRETE PCT 005	189	603	30	0	0		
0011 CRETE PCT 006	331	491	26	0	10		
0012 CRETE PCT 007	216	562	20	0	1		
0013 CRETE PCT 008	294	464	28	0	12		
0014 CRETE PCT 009	309	353	17	1	2		
0015 CRETE PCT 010	233	257	16	0	6		
0016 CRETE PCT 011	369	244	13	1	10		
0017 CRETE PCT 012	322	332	20	1	5		
0018 CUSTER PCT 001	360	202	22	1	9		
0019 DU PAGE PCT 001	471	545	31	0	8		
0020 DU PAGE PCT 002	480	479	23	0	7		
0021 DU PAGE PCT 003	511	473	27	0	10		
0022 DU PAGE PCT 004	274	424	18	0	3		
0023 DU PAGE PCT 005	256	454	22	1	8		
0024 DU PAGE PCT 006	229	479	21	0	2		
0025 DU PAGE PCT 007	466	462	18	0	8		
0026 DU PAGE PCT 008	166	571	18	0	7		
0027 DU PAGE PCT 009	203	466	20	0	5		
0028 DU PAGE PCT 010	188	658	19	0	8		
0029 DU PAGE PCT 011	177	610	31	0	6		
0030 DU PAGE PCT 012	206	519	21	0	5		
0031 DU PAGE PCT 013	241	640	40	2	10		
0032 DU PAGE PCT 014	271	550	30	1	7		
0033 DU PAGE PCT 015	219	584	16	0	1		
0034 DU PAGE PCT 016	240	585	28	0	10		
0035 DU PAGE PCT 017	225	668	22	0	10		
0036 DU PAGE PCT 018	189	509	32	0	6		
0037 DU PAGE PCT 019	185	552	22	0	5		
0038 DU PAGE PCT 020	119	524	27	0	6		
0039 DU PAGE PCT 021	196	570	32	0	11		
0040 DU PAGE PCT 022	220	558	36	1	10		
0041 DU PAGE PCT 023	254	784	26	0	11		
0042 DU PAGE PCT 024	198	486	20	0	4		
0043 DU PAGE PCT 025	185	521	26	0	5		
0044 DU PAGE PCT 026	162	477	26	0	4		
0045 DU PAGE PCT 027	146	680	27	0	10		
0046 DU PAGE PCT 028	168	545	24	0	8		
0047 DU PAGE PCT 029	248	623	32	1	7		
0048 DU PAGE PCT 030	139	601	31	0	4		
0049 DU PAGE PCT 031	174	306	12	0	4		
0050 DU PAGE PCT 032	313	537	33	1	10		
0051 DU PAGE PCT 033	257	486	28	0	5		
0052 DU PAGE PCT 034	351	387	23	1	12		
0053 DU PAGE PCT 035	103	397	17	0	2		

	VOTES	PERCENT		VOTES	PERCENT
COMPTROLLER					
Vote for not more than 1					
01 = Darlene Senger (REP)	103,249	41.81			
02 = Susana A. Mendoza (DEM)	136,123	55.12	04 = OVER VOTES		56
03 = Claire Ball (LIB)	7,596	3.08	05 = UNDER VOTES		2,518

(CONTINUED FROM PREVIOUS PAGE) 01 02 03 04 05

0054 DU PAGE PCT 036	340	529	25	0	7
0055 DU PAGE PCT 037	259	417	20	0	9
0056 FLORENCE PCT 001	202	172	17	0	5
0057 FRANKFORT PCT 001	589	509	39	0	13
0058 FRANKFORT PCT 002	560	363	31	0	11
0059 FRANKFORT PCT 003	386	468	20	1	7
0060 FRANKFORT PCT 004	366	383	28	1	6
0061 FRANKFORT PCT 005	594	516	49	0	11
0062 FRANKFORT PCT 006	399	348	27	0	13
0063 FRANKFORT PCT 007	394	387	16	0	8
0064 FRANKFORT PCT 008	411	439	26	0	15
0065 FRANKFORT PCT 009	391	440	19	1	11
0066 FRANKFORT PCT 010	332	471	20	0	10
0067 FRANKFORT PCT 011	675	440	19	0	6
0068 FRANKFORT PCT 012	396	385	18	0	12
0069 FRANKFORT PCT 013	383	353	25	1	7
0070 FRANKFORT PCT 014	355	423	27	0	7
0071 FRANKFORT PCT 015	335	362	27	0	10
0072 FRANKFORT PCT 016	464	459	26	0	15
0073 FRANKFORT PCT 017	773	435	29	0	18
0074 FRANKFORT PCT 018	486	362	18	0	9
0075 FRANKFORT PCT 019	343	437	29	0	6
0076 FRANKFORT PCT 020	388	406	26	0	11
0077 FRANKFORT PCT 021	427	388	27	0	8
0078 FRANKFORT PCT 022	475	409	21	0	10
0079 FRANKFORT PCT 023	492	328	22	0	7
0080 FRANKFORT PCT 024	334	501	27	0	13
0081 FRANKFORT PCT 025	463	379	21	0	9
0082 FRANKFORT PCT 026	494	378	21	0	9
0083 FRANKFORT PCT 027	400	296	12	0	14
0084 FRANKFORT PCT 028	530	486	31	1	17
0085 GREEN GARDEN PCT 001	548	276	26	0	8
0086 GREEN GARDEN PCT 002	548	308	32	0	9
0087 HOMER PCT 001	399	286	21	0	7
0088 HOMER PCT 002	594	355	33	0	11
0089 HOMER PCT 003	396	331	17	0	4
0090 HOMER PCT 004	526	352	27	0	9
0091 HOMER PCT 005	412	285	12	0	2
0092 HOMER PCT 006	431	352	14	0	5
0093 HOMER PCT 007	429	370	28	1	9
0094 HOMER PCT 008	433	332	21	0	6
0095 HOMER PCT 009	306	335	17	0	6
0096 HOMER PCT 010	495	419	35	0	13
0097 HOMER PCT 011	444	367	22	0	12
0098 HOMER PCT 012	520	334	26	1	5
0099 HOMER PCT 013	485	345	21	0	6
0100 HOMER PCT 014	667	569	51	0	9
0101 HOMER PCT 015	444	489	39	0	6
0102 HOMER PCT 016	427	317	24	0	6
0103 HOMER PCT 017	587	330	19	0	5
0104 HOMER PCT 018	448	468	28	0	12
0105 JACKSON PCT 001	446	405	28	1	17
0106 JACKSON PCT 002	414	373	33	0	12
0107 JOLIET PCT 001	141	558	31	0	7

Abstract of Votes

WILL COUNTY, ILLINOIS
GENERAL ELECTION
NOVEMBER 6, 2018

Official Results

	VOTES PERCENT					VOTES	PERCENT
COMPTRROLLER							
Vote for not more than 1							
01 = Darlene Senger (REP)			103,249	41.81			
02 = Susana A. Mendoza (DEM)			136,123	55.12	04 = OVER VOTES	56	
03 = Claire Ball (LIB)			7,596	3.08	05 = UNDER VOTES	2,518	
(CONTINUED FROM PREVIOUS PAGE)	01	02	03	04	05		
0108 JOLIET PCT 002	193	369	14	0	8		
0109 JOLIET PCT 003	163	299	22	0	6		
0110 JOLIET PCT 004	179	380	30	0	3		
0111 JOLIET PCT 005	25	383	5	0	4		
0112 JOLIET PCT 006	27	444	10	1	1		
0113 JOLIET PCT 007	72	486	11	0	2		
0114 JOLIET PCT 008	211	427	24	0	6		
0115 JOLIET PCT 009	124	433	22	0	4		
0116 JOLIET PCT 010	209	385	30	0	7		
0117 JOLIET PCT 011	162	377	22	0	4		
0118 JOLIET PCT 012	108	423	21	0	4		
0119 JOLIET PCT 013	27	430	12	0	2		
0120 JOLIET PCT 014	41	458	16	0	1		
0121 JOLIET PCT 015	106	335	16	0	3		
0122 JOLIET PCT 016	102	501	17	0	2		
0123 JOLIET PCT 017	285	480	21	0	7		
0124 JOLIET PCT 018	400	503	23	0	14		
0125 JOLIET PCT 019	231	414	20	0	7		
0126 JOLIET PCT 020	191	423	21	0	12		
0127 JOLIET PCT 021	293	473	20	0	4		
0128 JOLIET PCT 022	166	471	18	2	8		
0129 JOLIET PCT 023	93	458	22	0	8		
0130 JOLIET PCT 024	128	413	17	0	1		
0131 JOLIET PCT 025	233	436	22	0	4		
0132 JOLIET PCT 026	148	389	20	0	5		
0133 JOLIET PCT 027	40	204	14	0	0		
0134 JOLIET PCT 028	24	398	10	3	4		
0135 JOLIET PCT 029	125	413	19	0	5		
0136 JOLIET PCT 030	184	376	21	0	4		
0137 JOLIET PCT 031	179	383	21	0	11		
0138 JOLIET PCT 032	12	473	16	0	5		
0139 JOLIET PCT 033	210	365	16	0	12		
0140 JOLIET PCT 034	55	440	18	2	6		
0141 JOLIET PCT 035	122	566	32	0	6		
0142 JOLIET PCT 036	73	462	7	0	3		
0143 JOLIET PCT 037	152	430	18	1	6		
0144 LOCKPORT PCT 001	702	665	36	1	17		
0145 LOCKPORT PCT 002	297	574	28	0	5		
0146 LOCKPORT PCT 003	200	526	32	0	3		
0147 LOCKPORT PCT 004	218	356	28	4	9		
0148 LOCKPORT PCT 005	435	327	16	0	7		
0149 LOCKPORT PCT 006	235	646	28	0	9		
0150 LOCKPORT PCT 007	180	676	29	1	4		
0151 LOCKPORT PCT 008	108	625	17	0	3		
0152 LOCKPORT PCT 009	476	766	33	0	11		
0153 LOCKPORT PCT 010	367	390	32	0	8		
0154 LOCKPORT PCT 011	324	392	32	0	19		
0155 LOCKPORT PCT 012	373	383	27	0	9		
0156 LOCKPORT PCT 013	716	738	16	0	15		
0157 LOCKPORT PCT 014	313	390	15	0	8		
0158 LOCKPORT PCT 015	179	487	17	0	5		
0159 LOCKPORT PCT 016	337	464	29	0	9		
0160 LOCKPORT PCT 017	429	430	27	0	11		
0161 LOCKPORT PCT 018	342	415	50	0	7		

Abstract of Votes

WILL COUNTY, ILLINOIS
 GENERAL ELECTION
 NOVEMBER 6, 2018

Official Results

	VOTES	PERCENT		VOTES	PERCENT
COMPTRROLLER					
Vote for not more than 1					
01 = Darlene Senger (REP)	103,249	41.81			
02 = Susana A. Mendoza (DEM)	136,123	55.12	04 = OVER VOTES	56	
03 = Claire Ball (LIB)	7,596	3.08	05 = UNDER VOTES	2,518	

(CONTINUED FROM PREVIOUS PAGE)

	01	02	03	04	05
0162 LOCKPORT PCT 019	400	448	23	0	14
0163 LOCKPORT PCT 020	287	341	26	0	8
0164 LOCKPORT PCT 021	232	425	28	1	7
0165 LOCKPORT PCT 022	216	327	25	0	6
0166 LOCKPORT PCT 023	218	277	22	0	7
0167 LOCKPORT PCT 024	32	377	5	0	10
0168 MANHATTAN PCT 001	405	392	38	0	9
0169 MANHATTAN PCT 002	478	446	32	0	16
0170 MANHATTAN PCT 003	672	465	38	0	9
0171 MANHATTAN PCT 004	418	379	29	0	9
0172 MONEE PCT 001	119	463	11	0	4
0173 MONEE PCT 002	66	604	13	0	4
0174 MONEE PCT 003	333	406	20	0	10
0175 MONEE PCT 004	323	495	21	0	10
0176 MONEE PCT 005	12	569	17	0	1
0177 MONEE PCT 006	18	427	16	0	1
0178 MONEE PCT 007	34	632	10	0	5
0179 MONEE PCT 008	301	344	15	0	3
0180 NEW LENOX PCT 001	281	382	23	0	5
0181 NEW LENOX PCT 002	466	310	22	0	6
0182 NEW LENOX PCT 003	386	318	19	0	10
0183 NEW LENOX PCT 004	368	269	14	1	4
0184 NEW LENOX PCT 005	444	329	39	0	20
0185 NEW LENOX PCT 006	466	334	27	0	11
0186 NEW LENOX PCT 007	717	408	40	1	7
0187 NEW LENOX PCT 008	601	378	22	0	7
0188 NEW LENOX PCT 009	482	391	34	0	12
0189 NEW LENOX PCT 010	435	395	26	1	20
0190 NEW LENOX PCT 011	465	416	39	0	16
0191 NEW LENOX PCT 012	379	326	36	0	13
0192 NEW LENOX PCT 013	433	396	31	0	11
0193 NEW LENOX PCT 014	592	579	49	0	31
0194 NEW LENOX PCT 015	489	367	19	0	13
0195 NEW LENOX PCT 016	442	392	25	0	9
0196 NEW LENOX PCT 017	485	413	20	0	15
0197 NEW LENOX PCT 018	392	355	31	0	17
0198 NEW LENOX PCT 019	488	448	36	0	21
0199 NEW LENOX PCT 020	774	538	37	0	22
0200 PEOTONE PCT 001	542	316	20	0	16
0201 PEOTONE PCT 002	522	276	27	0	8
0202 PLAINFIELD PCT 001	399	499	40	0	6
0203 PLAINFIELD PCT 002	370	499	24	0	10
0204 PLAINFIELD PCT 003	425	363	17	0	7
0205 PLAINFIELD PCT 004	99	303	16	0	3
0206 PLAINFIELD PCT 005	276	502	23	0	3
0207 PLAINFIELD PCT 006	207	547	31	0	8
0208 PLAINFIELD PCT 007	209	671	24	0	4
0209 PLAINFIELD PCT 008	342	494	33	0	7
0210 PLAINFIELD PCT 009	470	516	26	0	14
0211 PLAINFIELD PCT 010	348	366	28	0	6
0212 PLAINFIELD PCT 011	79	251	12	0	3
0213 PLAINFIELD PCT 012	179	563	20	1	7
0214 PLAINFIELD PCT 013	542	577	42	0	4
0215 PLAINFIELD PCT 014	380	411	31	0	10

Abstract of Votes

WILL COUNTY, ILLINOIS
GENERAL ELECTION
NOVEMBER 6, 2018

Official Results

	VOTES PERCENT					VOTES	PERCENT
COMPTROLLER							
Vote for not more than 1							
01 = Darlene Senger (REP)	103,249	41.81					
02 = Susana A. Mendoza (DEM)	136,123	55.12				04 = OVER VOTES	56
03 = Claire Ball (LIB)	7,596	3.08				05 = UNDER VOTES	2,518
(CONTINUED FROM PREVIOUS PAGE)	01	02	03	04	05		
0216 PLAINFIELD PCT 015	419	384	24	1	10		
0217 PLAINFIELD PCT 016	405	392	38	0	9		
0218 PLAINFIELD PCT 017	244	508	32	0	2		
0219 PLAINFIELD PCT 018	303	497	23	0	5		
0220 PLAINFIELD PCT 019	238	476	26	0	10		
0221 PLAINFIELD PCT 020	427	487	37	0	11		
0222 PLAINFIELD PCT 021	297	356	18	0	5		
0223 PLAINFIELD PCT 022	507	581	46	1	9		
0224 PLAINFIELD PCT 023	273	370	19	0	6		
0225 PLAINFIELD PCT 024	324	360	28	0	6		
0226 PLAINFIELD PCT 025	265	465	32	0	11		
0227 PLAINFIELD PCT 026	164	433	20	0	3		
0228 PLAINFIELD PCT 027	224	552	30	0	3		
0229 PLAINFIELD PCT 028	282	487	28	0	5		
0230 PLAINFIELD PCT 029	299	387	22	0	6		
0231 PLAINFIELD PCT 030	320	419	23	0	10		
0232 PLAINFIELD PCT 031	310	400	21	0	4		
0233 PLAINFIELD PCT 032	222	449	29	0	5		
0234 PLAINFIELD PCT 033	316	435	27	1	4		
0235 PLAINFIELD PCT 034	202	333	28	0	6		
0236 PLAINFIELD PCT 035	249	484	26	0	5		
0237 REED PCT 001	384	308	39	0	7		
0238 REED PCT 002	426	339	41	0	6		
0239 REED PCT 003	412	324	30	0	10		
0240 TROY PCT 001	319	715	34	0	7		
0241 TROY PCT 002	245	575	27	0	6		
0242 TROY PCT 003	389	303	24	0	11		
0243 TROY PCT 004	332	353	29	0	4		
0244 TROY PCT 005	306	365	12	0	10		
0245 TROY PCT 006	151	317	16	0	6		
0246 TROY PCT 007	453	657	24	1	19		
0247 TROY PCT 008	499	687	37	1	9		
0248 TROY PCT 009	354	392	25	0	12		
0249 TROY PCT 010	413	401	27	0	6		
0250 TROY PCT 011	605	462	22	2	13		
0251 TROY PCT 012	346	444	39	0	8		
0252 TROY PCT 013	700	766	26	0	21		
0253 TROY PCT 014	467	419	22	0	12		
0254 TROY PCT 015	448	436	32	0	7		
0255 TROY PCT 016	313	521	22	1	17		
0256 TROY PCT 017	549	422	33	0	13		
0257 TROY PCT 018	182	445	22	0	2		
0258 TROY PCT 019	156	542	23	1	4		
0259 TROY PCT 020	499	498	29	0	27		
0260 TROY PCT 021	472	402	36	0	30		
0261 TROY PCT 022	261	185	21	0	3		
0262 WASHINGTON PCT 001	409	349	25	0	10		
0263 WASHINGTON PCT 002	520	359	19	0	4		
0264 WASHINGTON PCT 003	438	268	21	0	8		
0265 WESLEY PCT 001	489	334	18	0	10		
0266 WHEATLAND PCT 001	489	705	33	0	15		
0267 WHEATLAND PCT 002	717	694	19	0	17		
0268 WHEATLAND PCT 003	467	502	19	0	14		
0269 WHEATLAND PCT 004	329	687	34	0	8		

Abstract of Votes

WILL COUNTY, ILLINOIS
 GENERAL ELECTION
 NOVEMBER 6, 2018

Official Results

	VOTES	PERCENT		VOTES	PERCENT
COMPTROLLER					
Vote for not more than 1					
01 = Darlene Senger (REP)	103,249	41.81			
02 = Susana A. Mendoza (DEM)	136,123	55.12	04 = OVER VOTES		56
03 = Claire Ball (LIB)	7,596	3.08	05 = UNDER VOTES		2,518

(CONTINUED FROM PREVIOUS PAGE)	01	02	03	04	05
0270 WHEATLAND PCT 005	522	520	19	0	7
0271 WHEATLAND PCT 006	414	428	15	0	2
0272 WHEATLAND PCT 007	461	439	25	0	4
0273 WHEATLAND PCT 008	447	466	26	0	7
0274 WHEATLAND PCT 009	475	582	30	0	5
0275 WHEATLAND PCT 010	472	451	25	0	9
0276 WHEATLAND PCT 011	532	796	35	0	9
0277 WHEATLAND PCT 012	366	489	16	0	4
0278 WHEATLAND PCT 013	390	414	27	0	6
0279 WHEATLAND PCT 014	490	509	27	0	12
0280 WHEATLAND PCT 015	385	510	20	1	8
0281 WHEATLAND PCT 016	469	467	25	0	4
0282 WHEATLAND PCT 017	438	577	26	1	11
0283 WHEATLAND PCT 018	465	462	18	0	11
0284 WHEATLAND PCT 019	229	513	21	0	4
0285 WHEATLAND PCT 020	423	388	14	0	6
0286 WHEATLAND PCT 021	337	425	19	0	10
0287 WHEATLAND PCT 022	292	649	26	0	18
0288 WHEATLAND PCT 023	368	624	27	1	8
0289 WHEATLAND PCT 024	396	413	9	0	9
0290 WHEATLAND PCT 025	457	449	36	0	9
0291 WHEATLAND PCT 026	687	550	31	1	7
0292 WHEATLAND PCT 027	325	778	34	0	10
0293 WHEATLAND PCT 028	508	534	31	0	9
0294 WHEATLAND PCT 029	481	575	27	0	9
0295 WHEATLAND PCT 030	438	486	33	1	9
0296 WHEATLAND PCT 031	225	503	26	0	5
0297 WHEATLAND PCT 032	304	611	35	0	2
0298 WHEATLAND PCT 033	223	687	28	0	3
0299 WHEATLAND PCT 034	437	806	45	1	8
0300 WILL PCT 001	454	185	17	0	13
0301 WILMINGTON PCT 001	359	315	35	0	14
0302 WILMINGTON PCT 002	389	247	22	0	11
0303 WILMINGTON PCT 003	432	340	26	0	20
0304 WILTON PCT 001	300	134	10	0	10

Abstract of Votes

WILL COUNTY, ILLINOIS
GENERAL ELECTION
NOVEMBER 6, 2018

Official Results

	VOTES PERCENT					VOTES	PERCENT
TREASURER							
Vote for not more than 1							
01 = Jim Dodge (REP)	109,351					44.63	
02 = Michael W. Frerichs (DEM)	126,423					51.60	04 = OVER VOTES
03 = Michael Leheney (LIB)	9,217					3.76	05 = UNDER VOTES
						42	
						4,509	
	01	02	03	04	05		
0001 CHANNAHON PCT 001	506	297	35	0	20		
0002 CHANNAHON PCT 002	605	419	44	1	20		
0003 CHANNAHON PCT 003	461	370	33	0	22		
0004 CHANNAHON PCT 004	436	318	36	0	15		
0005 CHANNAHON PCT 005	453	349	36	0	21		
0006 CRETE PCT 001	187	571	30	0	13		
0007 CRETE PCT 002	211	377	29	0	8		
0008 CRETE PCT 003	256	324	35	0	9		
0009 CRETE PCT 004	247	512	19	0	12		
0010 CRETE PCT 005	208	579	31	0	4		
0011 CRETE PCT 006	352	457	33	1	15		
0012 CRETE PCT 007	231	539	22	0	7		
0013 CRETE PCT 008	324	432	27	0	15		
0014 CRETE PCT 009	332	324	21	0	5		
0015 CRETE PCT 010	263	214	24	0	11		
0016 CRETE PCT 011	374	232	18	1	12		
0017 CRETE PCT 012	339	319	16	0	6		
0018 CUSTER PCT 001	375	190	18	0	11		
0019 DU PAGE PCT 001	475	532	34	0	14		
0020 DU PAGE PCT 002	472	478	22	0	17		
0021 DU PAGE PCT 003	524	459	25	0	13		
0022 DU PAGE PCT 004	297	382	30	0	10		
0023 DU PAGE PCT 005	282	419	25	0	15		
0024 DU PAGE PCT 006	252	444	29	0	6		
0025 DU PAGE PCT 007	449	449	33	0	23		
0026 DU PAGE PCT 008	185	542	25	0	10		
0027 DU PAGE PCT 009	215	442	29	0	8		
0028 DU PAGE PCT 010	199	623	35	0	16		
0029 DU PAGE PCT 011	197	578	33	0	16		
0030 DU PAGE PCT 012	220	490	32	0	9		
0031 DU PAGE PCT 013	254	611	46	1	21		
0032 DU PAGE PCT 014	287	522	33	0	17		
0033 DU PAGE PCT 015	243	547	20	0	10		
0034 DU PAGE PCT 016	261	557	26	0	19		
0035 DU PAGE PCT 017	252	620	31	0	22		
0036 DU PAGE PCT 018	208	482	34	0	12		
0037 DU PAGE PCT 019	197	527	29	0	11		
0038 DU PAGE PCT 020	145	486	34	0	11		
0039 DU PAGE PCT 021	231	520	39	0	19		
0040 DU PAGE PCT 022	258	514	39	0	14		
0041 DU PAGE PCT 023	272	739	45	0	19		
0042 DU PAGE PCT 024	209	460	30	0	9		
0043 DU PAGE PCT 025	198	493	34	0	12		
0044 DU PAGE PCT 026	181	442	36	0	10		
0045 DU PAGE PCT 027	170	642	30	0	21		
0046 DU PAGE PCT 028	192	518	22	0	13		
0047 DU PAGE PCT 029	289	572	34	1	15		
0048 DU PAGE PCT 030	149	577	35	1	13		
0049 DU PAGE PCT 031	190	280	16	0	10		
0050 DU PAGE PCT 032	346	492	41	0	15		
0051 DU PAGE PCT 033	273	453	41	1	8		
0052 DU PAGE PCT 034	383	344	28	1	18		
0053 DU PAGE PCT 035	114	378	22	0	5		

Abstract of Votes

WILL COUNTY, ILLINOIS
GENERAL ELECTION
NOVEMBER 6, 2018

Official Results

	VOTES PERCENT					VOTES	PERCENT
TREASURER							
Vote for not more than 1							
01 = Jim Dodge (REP)	109,351					44.63	
02 = Michael W. Frerichs (DEM)	126,423					51.60	04 = OVER VOTES
03 = Michael Lehenev (LIB)	9,217					3.76	05 = UNDER VOTES
	-----						42
							4,509
(CONTINUED FROM PREVIOUS PAGE)	01	02	03	04	05		

0054 DU PAGE PCT 036	368	492	31	0	10		
0055 DU PAGE PCT 037	277	384	30	0	14		
0056 FLORENCE PCT 001	224	144	21	0	7		
0057 FRANKFORT PCT 001	647	437	50	0	16		
0058 FRANKFORT PCT 002	597	323	28	0	17		
0059 FRANKFORT PCT 003	415	422	25	0	20		
0060 FRANKFORT PCT 004	393	354	25	1	11		
0061 FRANKFORT PCT 005	653	450	49	0	18		
0062 FRANKFORT PCT 006	435	312	24	0	16		
0063 FRANKFORT PCT 007	418	341	29	0	17		
0064 FRANKFORT PCT 008	429	408	31	1	22		
0065 FRANKFORT PCT 009	414	403	30	0	15		
0066 FRANKFORT PCT 010	353	431	26	0	23		
0067 FRANKFORT PCT 011	697	410	18	0	15		
0068 FRANKFORT PCT 012	419	343	29	0	20		
0069 FRANKFORT PCT 013	402	329	24	0	14		
0070 FRANKFORT PCT 014	372	397	34	0	9		
0071 FRANKFORT PCT 015	351	330	33	1	19		
0072 FRANKFORT PCT 016	497	411	31	0	25		
0073 FRANKFORT PCT 017	797	382	51	0	25		
0074 FRANKFORT PCT 018	521	311	26	0	17		
0075 FRANKFORT PCT 019	377	379	42	0	17		
0076 FRANKFORT PCT 020	407	361	43	0	20		
0077 FRANKFORT PCT 021	465	341	26	0	18		
0078 FRANKFORT PCT 022	498	376	20	0	21		
0079 FRANKFORT PCT 023	498	308	24	0	19		
0080 FRANKFORT PCT 024	357	471	27	0	20		
0081 FRANKFORT PCT 025	497	326	32	0	17		
0082 FRANKFORT PCT 026	512	349	25	0	16		
0083 FRANKFORT PCT 027	417	262	21	0	22		
0084 FRANKFORT PCT 028	564	447	35	0	19		
0085 GREEN GARDEN PCT 001	579	238	26	0	15		
0086 GREEN GARDEN PCT 002	571	270	41	0	15		
0087 HOMER PCT 001	430	250	23	0	10		
0088 HOMER PCT 002	614	331	31	0	17		
0089 HOMER PCT 003	418	295	26	0	9		
0090 HOMER PCT 004	552	321	28	0	13		
0091 HOMER PCT 005	432	258	10	0	11		
0092 HOMER PCT 006	455	320	17	1	9		
0093 HOMER PCT 007	473	317	28	1	18		
0094 HOMER PCT 008	448	305	26	0	13		
0095 HOMER PCT 009	333	301	18	0	12		
0096 HOMER PCT 010	523	377	42	0	20		
0097 HOMER PCT 011	461	346	20	0	18		
0098 HOMER PCT 012	553	291	32	0	10		
0099 HOMER PCT 013	505	316	22	0	14		
0100 HOMER PCT 014	693	528	53	0	22		
0101 HOMER PCT 015	484	452	29	1	12		
0102 HOMER PCT 016	436	300	26	0	12		
0103 HOMER PCT 017	615	295	25	0	6		
0104 HOMER PCT 018	480	417	38	0	21		
0105 JACKSON PCT 001	480	363	31	0	23		
0106 JACKSON PCT 002	446	331	34	0	21		
0107 JOLIET PCT 001	159	529	36	1	12		

Abstract of Votes

WILL COUNTY, ILLINOIS
GENERAL ELECTION
NOVEMBER 6, 2018

Official Results

	VOTES	PERCENT		VOTES	PERCENT
TREASURER					
Vote for not more than 1					
01 = Jim Dodge (REP)	109,351	44.63			
02 = Michael W. Frerichs (DEM)	126,423	51.60	04 = OVER VOTES		42
03 = Michael Leheney (LIB)	9,217	3.76	05 = UNDER VOTES		4,509

(CONTINUED FROM PREVIOUS PAGE)	01	02	03	04	05
0108 JOLIET PCT 002	203	345	24	0	12
0109 JOLIET PCT 003	179	277	25	0	9
0110 JOLIET PCT 004	187	368	32	0	5
0111 JOLIET PCT 005	33	372	6	0	6
0112 JOLIET PCT 006	27	437	15	1	3
0113 JOLIET PCT 007	70	480	13	1	7
0114 JOLIET PCT 008	218	405	33	0	12
0115 JOLIET PCT 009	128	421	27	0	7
0116 JOLIET PCT 010	228	354	30	0	19
0117 JOLIET PCT 011	165	367	26	0	7
0118 JOLIET PCT 012	122	405	24	0	5
0119 JOLIET PCT 013	31	415	20	0	5
0120 JOLIET PCT 014	50	439	21	0	6
0121 JOLIET PCT 015	120	314	21	0	5
0122 JOLIET PCT 016	118	481	17	0	6
0123 JOLIET PCT 017	327	432	20	0	14
0124 JOLIET PCT 018	425	449	34	0	32
0125 JOLIET PCT 019	238	400	29	0	5
0126 JOLIET PCT 020	204	400	30	0	13
0127 JOLIET PCT 021	308	437	34	0	11
0128 JOLIET PCT 022	166	454	31	0	14
0129 JOLIET PCT 023	105	436	27	0	13
0130 JOLIET PCT 024	132	404	14	0	9
0131 JOLIET PCT 025	254	405	25	0	11
0132 JOLIET PCT 026	150	376	28	0	8
0133 JOLIET PCT 027	47	194	15	0	2
0134 JOLIET PCT 028	32	386	13	1	7
0135 JOLIET PCT 029	140	384	25	0	13
0136 JOLIET PCT 030	193	348	34	0	10
0137 JOLIET PCT 031	184	368	21	0	21
0138 JOLIET PCT 032	15	475	12	0	4
0139 JOLIET PCT 033	234	316	33	0	20
0140 JOLIET PCT 034	62	433	14	1	11
0141 JOLIET PCT 035	132	556	30	0	8
0142 JOLIET PCT 036	84	439	12	0	10
0143 JOLIET PCT 037	155	416	24	0	12
0144 LOCKPORT PCT 001	756	588	45	0	32
0145 LOCKPORT PCT 002	311	543	41	0	9
0146 LOCKPORT PCT 003	222	493	37	0	9
0147 LOCKPORT PCT 004	235	323	37	4	16
0148 LOCKPORT PCT 005	451	292	33	0	9
0149 LOCKPORT PCT 006	242	628	37	0	11
0150 LOCKPORT PCT 007	207	639	32	0	12
0151 LOCKPORT PCT 008	120	600	24	0	9
0152 LOCKPORT PCT 009	516	705	45	0	20
0153 LOCKPORT PCT 010	368	375	37	0	17
0154 LOCKPORT PCT 011	342	365	28	0	32
0155 LOCKPORT PCT 012	383	354	35	0	20
0156 LOCKPORT PCT 013	749	682	27	0	27
0157 LOCKPORT PCT 014	323	367	23	0	13
0158 LOCKPORT PCT 015	203	451	25	1	8
0159 LOCKPORT PCT 016	359	414	41	0	25
0160 LOCKPORT PCT 017	463	365	49	0	20
0161 LOCKPORT PCT 018	366	384	53	0	11

Abstract of Votes

WILL COUNTY, ILLINOIS
GENERAL ELECTION
NOVEMBER 6, 2018

Official Results

	VOTES	PERCENT		VOTES	PERCENT
TREASURER					
Vote for not more than 1					
01 = Jim Dodge (REP)	109,351	44.63			
02 = Michael W. Frerichs (DEM)	126,423	51.60	04 = OVER VOTES	42	
03 = Michael Lehenev (LIB)	9,217	3.76	05 = UNDER VOTES	4,509	

(CONTINUED FROM PREVIOUS PAGE)

	01	02	03	04	05
0162 LOCKPORT PCT 019	429	413	20	0	23
0163 LOCKPORT PCT 020	305	310	28	0	19
0164 LOCKPORT PCT 021	241	402	33	0	17
0165 LOCKPORT PCT 022	230	300	28	0	16
0166 LOCKPORT PCT 023	213	268	27	0	16
0167 LOCKPORT PCT 024	27	374	9	0	14
0168 MANHATTAN PCT 001	437	358	35	0	14
0169 MANHATTAN PCT 002	498	410	36	0	28
0170 MANHATTAN PCT 003	701	404	56	0	23
0171 MANHATTAN PCT 004	437	333	44	0	21
0172 MONEE PCT 001	139	432	19	0	7
0173 MONEE PCT 002	69	592	20	0	6
0174 MONEE PCT 003	349	374	30	0	16
0175 MONEE PCT 004	355	442	35	2	15
0176 MONEE PCT 005	16	546	31	0	6
0177 MONEE PCT 006	15	425	17	0	5
0178 MONEE PCT 007	30	631	12	0	8
0179 MONEE PCT 008	324	313	18	0	8
0180 NEW LENOX PCT 001	312	339	31	0	9
0181 NEW LENOX PCT 002	483	279	30	0	12
0182 NEW LENOX PCT 003	400	301	18	0	14
0183 NEW LENOX PCT 004	387	242	18	0	9
0184 NEW LENOX PCT 005	457	310	39	0	26
0185 NEW LENOX PCT 006	497	292	28	0	21
0186 NEW LENOX PCT 007	747	379	33	0	14
0187 NEW LENOX PCT 008	644	320	32	0	12
0188 NEW LENOX PCT 009	501	352	43	1	22
0189 NEW LENOX PCT 010	467	353	30	1	26
0190 NEW LENOX PCT 011	510	363	40	0	23
0191 NEW LENOX PCT 012	424	274	38	0	18
0192 NEW LENOX PCT 013	460	350	42	0	19
0193 NEW LENOX PCT 014	643	505	58	0	45
0194 NEW LENOX PCT 015	516	331	24	0	17
0195 NEW LENOX PCT 016	489	337	35	0	7
0196 NEW LENOX PCT 017	529	344	36	0	24
0197 NEW LENOX PCT 018	416	315	33	0	31
0198 NEW LENOX PCT 019	508	405	49	0	31
0199 NEW LENOX PCT 020	834	466	39	0	32
0200 PEOTONE PCT 001	563	273	34	0	24
0201 PEOTONE PCT 002	541	230	43	1	18
0202 PLAINFIELD PCT 001	424	470	34	0	16
0203 PLAINFIELD PCT 002	382	467	34	1	19
0204 PLAINFIELD PCT 003	448	321	29	0	14
0205 PLAINFIELD PCT 004	116	282	19	0	4
0206 PLAINFIELD PCT 005	282	489	29	0	4
0207 PLAINFIELD PCT 006	216	534	32	0	11
0208 PLAINFIELD PCT 007	234	638	29	0	7
0209 PLAINFIELD PCT 008	364	464	32	0	16
0210 PLAINFIELD PCT 009	507	467	30	0	22
0211 PLAINFIELD PCT 010	368	325	41	0	14
0212 PLAINFIELD PCT 011	86	240	16	0	3
0213 PLAINFIELD PCT 012	194	540	27	0	9
0214 PLAINFIELD PCT 013	582	528	47	0	8
0215 PLAINFIELD PCT 014	395	382	37	0	18

Abstract of Votes

WILL COUNTY, ILLINOIS
GENERAL ELECTION
NOVEMBER 6, 2018

Official Results

	VOTES		PERCENT		VOTES	PERCENT
TREASURER						
Vote for not more than 1						
01 = Jim Dodge (REP)	109,351		44.63			
02 = Michael W. Frerichs (DEM)	126,423		51.60	04 = OVER VOTES	42	
03 = Michael Leheney (LIB)	9,217		3.76	05 = UNDER VOTES	4,509	

(CONTINUED FROM PREVIOUS PAGE)	01	02	03	04	05	

0216 PLAINFIELD PCT 015	445	338	37	0	18	
0217 PLAINFIELD PCT 016	422	365	41	0	16	
0218 PLAINFIELD PCT 017	267	475	36	0	8	
0219 PLAINFIELD PCT 018	332	450	36	0	10	
0220 PLAINFIELD PCT 019	259	448	29	1	13	
0221 PLAINFIELD PCT 020	457	443	48	0	14	
0222 PLAINFIELD PCT 021	309	332	25	0	10	
0223 PLAINFIELD PCT 022	541	529	53	1	20	
0224 PLAINFIELD PCT 023	293	342	23	0	10	
0225 PLAINFIELD PCT 024	347	338	23	0	10	
0226 PLAINFIELD PCT 025	288	441	31	0	13	
0227 PLAINFIELD PCT 026	175	412	26	0	7	
0228 PLAINFIELD PCT 027	241	516	48	0	4	
0229 PLAINFIELD PCT 028	317	435	37	0	13	
0230 PLAINFIELD PCT 029	323	362	20	0	9	
0231 PLAINFIELD PCT 030	336	399	22	0	15	
0232 PLAINFIELD PCT 031	336	363	27	0	9	
0233 PLAINFIELD PCT 032	243	421	33	0	8	
0234 PLAINFIELD PCT 033	347	387	38	0	11	
0235 PLAINFIELD PCT 034	224	307	27	0	11	
0236 PLAINFIELD PCT 035	269	462	26	0	7	
0237 REED PCT 001	409	277	45	0	7	
0238 REED PCT 002	463	301	34	1	13	
0239 REED PCT 003	436	279	44	0	17	
0240 TROY PCT 001	352	653	51	0	19	
0241 TROY PCT 002	263	544	38	0	8	
0242 TROY PCT 003	398	279	31	0	19	
0243 TROY PCT 004	346	324	41	0	7	
0244 TROY PCT 005	324	340	15	0	14	
0245 TROY PCT 006	170	295	16	0	9	
0246 TROY PCT 007	493	594	35	0	32	
0247 TROY PCT 008	526	635	52	0	20	
0248 TROY PCT 009	356	378	29	0	20	
0249 TROY PCT 010	431	360	37	0	19	
0250 TROY PCT 011	634	421	23	0	26	
0251 TROY PCT 012	347	437	41	0	12	
0252 TROY PCT 013	770	664	36	0	43	
0253 TROY PCT 014	486	384	28	0	22	
0254 TROY PCT 015	469	408	34	0	12	
0255 TROY PCT 016	321	497	29	0	27	
0256 TROY PCT 017	568	389	43	0	17	
0257 TROY PCT 018	199	413	35	0	4	
0258 TROY PCT 019	167	522	26	0	11	
0259 TROY PCT 020	532	457	27	0	37	
0260 TROY PCT 021	511	359	36	0	34	
0261 TROY PCT 022	273	169	19	0	9	
0262 WASHINGTON PCT 001	456	296	29	0	12	
0263 WASHINGTON PCT 002	554	305	31	0	12	
0264 WASHINGTON PCT 003	468	225	23	0	19	
0265 WESLEY PCT 001	519	291	25	0	16	
0266 WHEATLAND PCT 001	514	659	42	0	27	
0267 WHEATLAND PCT 002	745	652	19	0	31	
0268 WHEATLAND PCT 003	471	494	20	0	17	
0269 WHEATLAND PCT 004	327	677	41	1	12	

		VOTES		PERCENT		VOTES		PERCENT	
TREASURER									
Vote for not more than 1									
01 = Jim Dodge (REP)		109,351		44.63					
02 = Michael W. Frerichs (DEM)		126,423		51.60		04 = OVER VOTES		42	
03 = Michael Leheney (LIB)		9,217		3.76		05 = UNDER VOTES		4,509	

(CONTINUED FROM PREVIOUS PAGE)		01	02	03	04	05			

0270	WHEATLAND PCT 005	489	528	34	0	17			
0271	WHEATLAND PCT 006	430	399	23	1	6			
0272	WHEATLAND PCT 007	472	423	23	0	11			
0273	WHEATLAND PCT 008	449	454	24	0	19			
0274	WHEATLAND PCT 009	491	555	28	0	18			
0275	WHEATLAND PCT 010	485	433	24	1	14			
0276	WHEATLAND PCT 011	551	761	42	1	17			
0277	WHEATLAND PCT 012	369	476	19	0	11			
0278	WHEATLAND PCT 013	394	405	24	0	14			
0279	WHEATLAND PCT 014	502	484	29	0	23			
0280	WHEATLAND PCT 015	377	503	29	1	14			
0281	WHEATLAND PCT 016	494	436	22	0	13			
0282	WHEATLAND PCT 017	440	561	29	0	23			
0283	WHEATLAND PCT 018	464	448	23	1	20			
0284	WHEATLAND PCT 019	238	500	20	0	9			
0285	WHEATLAND PCT 020	414	382	20	0	15			
0286	WHEATLAND PCT 021	356	411	13	0	11			
0287	WHEATLAND PCT 022	317	617	34	0	17			
0288	WHEATLAND PCT 023	393	584	33	0	18			
0289	WHEATLAND PCT 024	403	392	18	0	14			
0290	WHEATLAND PCT 025	476	421	38	0	16			
0291	WHEATLAND PCT 026	697	534	30	0	15			
0292	WHEATLAND PCT 027	350	745	35	1	16			
0293	WHEATLAND PCT 028	536	498	35	0	13			
0294	WHEATLAND PCT 029	499	540	38	0	15			
0295	WHEATLAND PCT 030	468	448	39	0	12			
0296	WHEATLAND PCT 031	230	479	40	0	10			
0297	WHEATLAND PCT 032	332	565	39	1	15			
0298	WHEATLAND PCT 033	232	663	32	1	13			
0299	WHEATLAND PCT 034	465	749	71	0	12			
0300	WILL PCT 001	470	158	23	0	18			
0301	WILMINGTON PCT 001	364	292	42	0	25			
0302	WILMINGTON PCT 002	405	224	25	0	15			
0303	WILMINGTON PCT 003	459	292	39	0	28			
0304	WILTON PCT 001	308	108	18	0	20			

A stylized graphic of the state of North Carolina. The state's outline is filled with a light blue color and contains several white stars. The background is a dark blue field with a pattern of white stars. In the bottom right corner, there are diagonal stripes in red, white, and blue, reminiscent of the American flag.

CONGRESSIONAL SUMMARY

(1st, 2nd, 3rd, 11th, 14th & 16th DISTRICTS)

	VOTES	PERCENT		VOTES	PERCENT
01 = BALLOTS CAST	42,525		REPRESENTATIVE IN CONGRESS 1ST CONGRESSIONAL DISTRICT		
			Vote for not more than 1		
			02 = Jimmy Lee Tillman, II (REP)	22,170	53.30
			03 = Bobby L. Rush (DEM)	15,250	36.66
			04 = Thomas Rudbeck (IND)	4,178	10.04
			05 = OVER VOTES	7	
			06 = UNDER VOTES	920	

	01	02	03	04	05	06
0057 FRANKFORT PCT 001	1150	608	394	130	0	18
0058 FRANKFORT PCT 002	965	571	269	105	0	20
0059 FRANKFORT PCT 003	882	400	389	76	1	16
0060 FRANKFORT PCT 004	784	374	327	72	1	10
0061 FRANKFORT PCT 005	1171	583	430	136	0	22
0062 FRANKFORT PCT 006	787	408	298	68	0	13
0063 FRANKFORT PCT 007	805	406	295	88	0	16
0064 FRANKFORT PCT 008	892	395	392	83	0	22
0065 FRANKFORT PCT 009	862	396	367	77	0	22
0066 FRANKFORT PCT 010	833	328	407	80	0	18
0067 FRANKFORT PCT 011	1140	665	377	87	0	11
0068 FRANKFORT PCT 012	811	404	309	78	0	20
0069 FRANKFORT PCT 013	769	376	294	82	0	17
0070 FRANKFORT PCT 014	812	351	374	76	0	11
0071 FRANKFORT PCT 015	734	332	300	85	0	17
0072 FRANKFORT PCT 016	965	485	379	82	0	19
0073 FRANKFORT PCT 017	1256	748	349	128	0	31
0074 FRANKFORT PCT 018	877	487	281	90	1	18
0075 FRANKFORT PCT 019	815	362	368	74	0	11
0076 FRANKFORT PCT 020	831	383	334	99	1	14
0077 FRANKFORT PCT 021	850	423	312	96	0	19
0078 FRANKFORT PCT 022	915	487	314	88	0	26
0079 FRANKFORT PCT 023	849	492	258	82	0	17
0080 FRANKFORT PCT 024	875	348	439	69	0	19
0081 FRANKFORT PCT 025	873	477	291	87	0	18
0082 FRANKFORT PCT 026	902	493	315	75	0	19
0083 FRANKFORT PCT 027	722	400	245	61	0	16
0084 FRANKFORT PCT 028	1066	534	412	103	0	17
0085 GREEN GARDEN PCT 001	859	555	208	82	0	14
0086 GREEN GARDEN PCT 002	897	543	253	87	0	14
0105 JACKSON PCT 001	618	338	208	54	0	18
0106 JACKSON PCT 002	833	441	265	96	0	31
0168 MANHATTAN PCT 001	845	416	307	104	0	18
0169 MANHATTAN PCT 002	974	492	353	98	0	31
0170 MANHATTAN PCT 003	1184	667	368	127	0	22
0171 MANHATTAN PCT 004	835	432	311	73	0	19
0181 NEW LENOX PCT 002	305	176	90	36	0	3
0186 NEW LENOX PCT 007	1174	698	354	102	0	20
0187 NEW LENOX PCT 008	1008	609	291	90	0	18
0191 NEW LENOX PCT 012	756	393	250	90	0	23
0192 NEW LENOX PCT 013	871	434	334	85	0	18
0193 NEW LENOX PCT 014	1251	628	463	121	0	39
0194 NEW LENOX PCT 015	888	497	281	89	0	21
0196 NEW LENOX PCT 017	934	502	323	79	1	29
0197 NEW LENOX PCT 018	735	372	278	59	0	26
0198 NEW LENOX PCT 019	994	475	360	130	1	28
0199 NEW LENOX PCT 020	1371	786	434	119	1	31

Abstract of Votes

2nd Congressional Dist
 GENERAL ELECTION
 NOVEMBER 6, 2018

Official Results

	VOTES	PERCENT		VOTES	PERCENT
01 = BALLOTS CAST	19,224		REPRESENTATIVE IN CONGRESS 2ND CONGRESSIONAL DISTRICT		
			Vote for not more than 1		
			02 = David Merkle (REP)	7,882	41.58
			03 = Robin Kelly (DEM)	11,074	58.42
			04 = OVER VOTES	1	
			05 = UNDER VOTES	267	

	01	02	03	04	05
0006 CRETE PCT 001	801	183	610	0	8
0007 CRETE PCT 002	625	203	413	0	9
0008 CRETE PCT 003	625	257	358	0	10
0009 CRETE PCT 004	792	235	550	0	7
0010 CRETE PCT 005	822	196	619	0	7
0011 CRETE PCT 006	858	347	496	0	15
0012 CRETE PCT 007	800	217	575	0	8
0013 CRETE PCT 008	798	312	474	0	12
0014 CRETE PCT 009	683	326	354	0	3
0015 CRETE PCT 010	512	254	248	0	10
0016 CRETE PCT 011	637	384	245	1	7
0017 CRETE PCT 012	680	339	338	0	3
0172 MONEE PCT 001	597	125	462	0	10
0173 MONEE PCT 002	687	64	616	0	7
0174 MONEE PCT 003	770	339	424	0	7
0175 MONEE PCT 004	849	343	494	0	12
0176 MONEE PCT 005	599	15	577	0	7
0177 MONEE PCT 006	462	12	445	0	5
0178 MONEE PCT 007	682	29	645	0	8
0179 MONEE PCT 008	663	319	336	0	8
0200 PEOTONE PCT 001	894	570	308	0	16
0201 PEOTONE PCT 002	833	551	268	0	14
0262 WASHINGTON PCT 001	795	447	329	0	19
0263 WASHINGTON PCT 002	902	544	350	0	8
0264 WASHINGTON PCT 003	735	475	243	0	17
0300 WILL PCT 001	669	482	168	0	19
0304 WILTON PCT 001	454	314	129	0	11

01 = BALLOTS CAST

VOTES PERCENT
 31,759

REPRESENTATIVE IN CONGRESS 3RD CONGRESSIONAL DISTRICT
 Vote for not more than 1
 02 = Arthur J. Jones (REP) 11,701 37.87
 03 = Daniel William Lipinski (DEM) 18,581 60.13
 04 = WRITE-IN 617 2.00
 05 = OVER VOTES 18
 06 = UNDER VOTES 842

	01	02	03	04	05	06
0050 DU PAGE PCT 032	264	92	168	0	0	4
0051 DU PAGE PCT 033	152	68	80	2	0	2
0053 DU PAGE PCT 035	520	104	403	1	0	12
0054 DU PAGE PCT 036	901	294	576	12	0	19
0055 DU PAGE PCT 037	705	232	450	4	0	19
0087 HOMER PCT 001	714	346	338	9	0	21
0088 HOMER PCT 002	993	382	493	67	0	51
0089 HOMER PCT 003	748	289	419	21	1	18
0090 HOMER PCT 004	914	420	462	16	3	13
0091 HOMER PCT 005	711	315	362	21	0	13
0092 HOMER PCT 006	802	345	423	19	0	15
0093 HOMER PCT 007	837	322	456	31	0	28
0094 HOMER PCT 008	792	311	435	19	1	26
0095 HOMER PCT 009	665	242	383	19	0	21
0096 HOMER PCT 010	962	397	519	15	0	31
0097 HOMER PCT 011	846	336	455	25	2	28
0098 HOMER PCT 012	886	422	412	26	0	26
0099 HOMER PCT 013	858	366	423	40	0	29
0100 HOMER PCT 014	1296	522	702	38	1	33
0101 HOMER PCT 015	978	365	588	10	1	14
0102 HOMER PCT 016	774	334	389	19	1	31
0103 HOMER PCT 017	941	461	414	28	1	37
0104 HOMER PCT 018	956	367	539	30	0	20
0107 JOLIET PCT 001	700	139	541	7	0	13
0108 JOLIET PCT 002	576	159	401	1	0	15
0109 JOLIET PCT 003	490	154	325	3	1	7
0145 LOCKPORT PCT 002	904	257	627	6	0	14
0146 LOCKPORT PCT 003	762	208	536	7	1	10
0147 LOCKPORT PCT 004	615	194	401	2	3	15
0148 LOCKPORT PCT 005	786	377	369	17	0	23
0153 LOCKPORT PCT 010	797	294	482	5	0	16
0154 LOCKPORT PCT 011	767	263	470	9	0	25
0155 LOCKPORT PCT 012	794	321	441	13	1	18
0158 LOCKPORT PCT 015	688	178	493	5	0	12
0159 LOCKPORT PCT 016	839	285	512	15	0	27
0160 LOCKPORT PCT 017	897	337	516	10	1	33
0161 LOCKPORT PCT 018	814	270	510	14	0	20
0162 LOCKPORT PCT 019	886	319	537	5	0	25
0163 LOCKPORT PCT 020	6	1	5	0	0	0
0164 LOCKPORT PCT 021	695	198	475	5	0	17
0165 LOCKPORT PCT 022	577	194	359	9	0	15
0166 LOCKPORT PCT 023	525	191	319	6	0	9
0167 LOCKPORT PCT 024	426	30	373	6	0	17

	VOTES	PERCENT		VOTES	PERCENT
01 = BALLOTS CAST	104,215		REPRESENTATIVE IN CONGRESS 11TH CONGRESSIONAL DISTRICT		
			Vote for not more than 1		
			02 = Nick Stella (REP)	36,651	35.62
			03 = Bill Foster (DEM)	66,235	64.38
			04 = OVER VOTES	15	
			05 = UNDER VOTES	1,314	

	01	02	03	04	05
0019 DU PAGE PCT 001	1056	426	618	0	12
0020 DU PAGE PCT 002	989	434	547	0	8
0021 DU PAGE PCT 003	1021	479	533	0	9
0022 DU PAGE PCT 004	719	267	445	1	6
0023 DU PAGE PCT 005	741	275	455	0	11
0024 DU PAGE PCT 006	731	233	494	0	4
0025 DU PAGE PCT 007	954	421	522	0	11
0026 DU PAGE PCT 008	765	187	569	0	9
0027 DU PAGE PCT 009	694	213	471	0	10
0028 DU PAGE PCT 010	875	198	672	0	5
0029 DU PAGE PCT 011	824	195	620	0	9
0030 DU PAGE PCT 012	751	225	519	0	7
0031 DU PAGE PCT 013	933	235	682	0	16
0032 DU PAGE PCT 014	860	278	570	0	12
0033 DU PAGE PCT 015	820	227	587	0	6
0034 DU PAGE PCT 016	863	249	595	1	18
0035 DU PAGE PCT 017	925	237	672	0	16
0036 DU PAGE PCT 018	736	207	518	0	11
0037 DU PAGE PCT 019	764	194	561	0	9
0038 DU PAGE PCT 020	676	137	528	2	9
0039 DU PAGE PCT 021	809	219	576	0	14
0040 DU PAGE PCT 022	825	249	567	0	9
0041 DU PAGE PCT 023	1075	263	798	0	14
0042 DU PAGE PCT 024	708	206	493	0	9
0043 DU PAGE PCT 025	737	198	531	0	8
0044 DU PAGE PCT 026	670	179	484	0	7
0045 DU PAGE PCT 027	863	159	691	0	13
0046 DU PAGE PCT 028	745	174	555	0	16
0047 DU PAGE PCT 029	913	272	634	0	7
0048 DU PAGE PCT 030	777	134	635	0	8
0049 DU PAGE PCT 031	496	186	303	0	7
0050 DU PAGE PCT 032	630	225	394	0	11
0051 DU PAGE PCT 033	624	186	431	0	7
0052 DU PAGE PCT 034	774	369	394	0	11
0054 DU PAGE PCT 036	0	0	0	0	0
0105 JACKSON PCT 001	280	135	139	0	6
0107 JOLIET PCT 001	37	3	34	0	0
0108 JOLIET PCT 002	8	6	2	0	0
0110 JOLIET PCT 004	592	195	394	0	3
0111 JOLIET PCT 005	417	32	383	0	2
0112 JOLIET PCT 006	483	25	453	0	5
0113 JOLIET PCT 007	571	69	497	0	5
0114 JOLIET PCT 008	668	218	445	0	5
0115 JOLIET PCT 009	585	128	450	0	7
0116 JOLIET PCT 010	631	229	394	0	8
0117 JOLIET PCT 011	565	162	393	0	10
0118 JOLIET PCT 012	556	117	433	0	6
0119 JOLIET PCT 013	471	29	436	0	6
0120 JOLIET PCT 014	516	41	468	0	7
0121 JOLIET PCT 015	460	119	335	0	6
0122 JOLIET PCT 016	623	109	509	0	5
0123 JOLIET PCT 017	793	287	501	0	5
0124 JOLIET PCT 018	940	380	543	0	17

	VOTES	PERCENT	VOTES	PERCENT
01 = BALLOTS CAST	104,215			
REPRESENTATIVE IN CONGRESS 11TH CONGRESSIONAL DISTRICT				
			Vote for not more than 1	
			36,651	35.62
			66,235	64.38
			15	
			1,314	

(CONTINUED FROM PREVIOUS PAGE)

	01	02	03	04	05
0125 JOLIET PCT 019	672	233	431	1	7
0126 JOLIET PCT 020	647	195	446	0	6
0127 JOLIET PCT 021	790	301	482	0	7
0128 JOLIET PCT 022	667	169	490	0	8
0129 JOLIET PCT 023	581	108	463	1	9
0130 JOLIET PCT 024	559	127	426	0	6
0131 JOLIET PCT 025	695	233	456	0	6
0132 JOLIET PCT 026	563	146	409	0	8
0133 JOLIET PCT 027	259	44	214	0	1
0134 JOLIET PCT 028	441	21	413	1	6
0135 JOLIET PCT 029	562	129	421	0	12
0136 JOLIET PCT 030	585	200	375	0	10
0137 JOLIET PCT 031	594	179	395	0	20
0138 JOLIET PCT 032	506	16	484	0	6
0139 JOLIET PCT 033	603	219	358	0	26
0140 JOLIET PCT 034	521	53	454	0	14
0141 JOLIET PCT 035	726	134	581	0	11
0142 JOLIET PCT 036	545	68	472	0	5
0143 JOLIET PCT 037	607	154	449	0	4
0144 LOCKPORT PCT 001	1421	750	647	0	24
0149 LOCKPORT PCT 006	920	235	673	0	12
0150 LOCKPORT PCT 007	890	191	683	0	16
0151 LOCKPORT PCT 008	753	110	635	0	8
0152 LOCKPORT PCT 009	1286	514	762	0	10
0156 LOCKPORT PCT 013	1485	703	768	0	14
0157 LOCKPORT PCT 014	726	316	398	0	12
0163 LOCKPORT PCT 020	656	297	350	0	9
0180 NEW LENOX PCT 001	692	300	382	1	9
0181 NEW LENOX PCT 002	499	302	190	0	7
0182 NEW LENOX PCT 003	733	392	330	0	11
0183 NEW LENOX PCT 004	656	375	275	0	6
0184 NEW LENOX PCT 005	832	463	353	0	16
0185 NEW LENOX PCT 006	838	488	331	0	19
0188 NEW LENOX PCT 009	919	496	408	0	15
0189 NEW LENOX PCT 010	878	462	395	1	20
0190 NEW LENOX PCT 011	937	496	422	0	19
0195 NEW LENOX PCT 016	868	477	380	0	11
0197 NEW LENOX PCT 018	60	39	20	0	1
0205 PLAINFIELD PCT 004	422	108	311	0	3
0206 PLAINFIELD PCT 005	804	286	511	0	7
0207 PLAINFIELD PCT 006	793	216	571	0	6
0208 PLAINFIELD PCT 007	908	221	677	0	10
0211 PLAINFIELD PCT 010	372	196	172	0	4
0212 PLAINFIELD PCT 011	345	77	267	0	1
0213 PLAINFIELD PCT 012	770	183	580	1	6
0214 PLAINFIELD PCT 013	950	466	478	0	6
0215 PLAINFIELD PCT 014	833	391	429	0	13
0216 PLAINFIELD PCT 015	839	454	376	0	9
0217 PLAINFIELD PCT 016	844	417	416	1	10
0218 PLAINFIELD PCT 017	786	271	509	1	5
0219 PLAINFIELD PCT 018	828	321	497	0	10
0220 PLAINFIELD PCT 019	751	255	486	0	10
0221 PLAINFIELD PCT 020	962	459	493	0	10

VOTES	PERCENT	REPRESENTATIVE IN CONGRESS 11TH CONGRESSIONAL DISTRICT	VOTES	PERCENT
104,215		01 = BALLOTS CAST		
		Vote for not more than 1		
		02 = Nick Stella (REP)	36,651	35.62
		03 = Bill Foster (DEM)	66,235	64.38
		04 = OVER VOTES	15	
		05 = UNDER VOTES	1,314	

(CONTINUED FROM PREVIOUS PAGE)

	01	02	03	04	05
0222 PLAINFIELD PCT 021	677	303	368	0	6
0223 PLAINFIELD PCT 022	1144	525	599	0	20
0224 PLAINFIELD PCT 023	668	295	363	0	10
0225 PLAINFIELD PCT 024	718	319	391	1	7
0226 PLAINFIELD PCT 025	773	273	492	0	8
0227 PLAINFIELD PCT 026	620	173	440	0	7
0228 PLAINFIELD PCT 027	809	228	577	0	4
0229 PLAINFIELD PCT 028	802	300	488	0	14
0230 PLAINFIELD PCT 029	714	310	397	0	7
0231 PLAINFIELD PCT 030	773	329	429	0	15
0232 PLAINFIELD PCT 031	736	321	406	0	9
0233 PLAINFIELD PCT 032	707	244	452	0	11
0234 PLAINFIELD PCT 033	783	334	440	0	9
0235 PLAINFIELD PCT 034	570	227	336	0	7
0236 PLAINFIELD PCT 035	767	259	498	0	10
0240 TROY PCT 001	1075	351	711	0	13
0241 TROY PCT 002	854	253	597	0	4
0242 TROY PCT 003	727	402	316	0	9
0243 TROY PCT 004	719	339	375	1	4
0244 TROY PCT 005	694	310	375	0	9
0245 TROY PCT 006	490	164	319	0	7
0246 TROY PCT 007	1155	465	672	0	18
0247 TROY PCT 008	1233	517	697	0	19
0248 TROY PCT 009	783	343	431	0	9
0249 TROY PCT 010	848	421	414	0	13
0250 TROY PCT 011	1104	577	510	0	17
0251 TROY PCT 012	838	340	490	0	8
0252 TROY PCT 013	133	64	62	0	7
0253 TROY PCT 014	154	75	78	0	1
0254 TROY PCT 015	619	313	298	0	8
0255 TROY PCT 016	875	303	559	0	13
0256 TROY PCT 017	244	130	113	0	1
0257 TROY PCT 018	653	195	454	0	4
0258 TROY PCT 019	727	161	559	0	7
0269 WHEATLAND PCT 004	1058	302	750	0	6
0270 WHEATLAND PCT 005	1068	469	586	0	13
0284 WHEATLAND PCT 019	767	233	531	0	3
0287 WHEATLAND PCT 022	986	291	684	0	11
0291 WHEATLAND PCT 026	2	2	0	0	0
0292 WHEATLAND PCT 027	230	115	111	1	3

Abstract of Votes

14th Congressional Dist
 GENERAL ELECTION
 NOVEMBER 6, 2018

Official Results

	VOTES	PERCENT	VOTES	PERCENT
01 = BALLOTS CAST	41,082			
REPRESENTATIVE IN CONGRESS 14TH CONGRESSIONAL DISTRICT				
	Vote for not more than 1			
			17,456	42.87
			23,267	57.13
			5	
			354	

	01	02	03	04	05
0202 PLAINFIELD PCT 001	946	394	544	0	8
0203 PLAINFIELD PCT 002	904	371	517	0	16
0204 PLAINFIELD PCT 003	813	428	380	0	5
0209 PLAINFIELD PCT 008	876	355	513	0	8
0210 PLAINFIELD PCT 009	1028	479	541	0	8
0211 PLAINFIELD PCT 010	376	178	193	0	5
0214 PLAINFIELD PCT 013	215	90	125	0	0
0252 TROY PCT 013	1381	679	682	0	20
0253 TROY PCT 014	766	411	343	0	12
0254 TROY PCT 015	305	155	148	0	2
0256 TROY PCT 017	773	437	324	0	12
0259 TROY PCT 020	1054	505	526	0	23
0260 TROY PCT 021	940	472	440	0	28
0261 TROY PCT 022	470	280	186	0	4
0266 WHEATLAND PCT 001	1242	491	742	0	9
0267 WHEATLAND PCT 002	1448	649	790	0	9
0268 WHEATLAND PCT 003	1009	439	564	0	6
0271 WHEATLAND PCT 006	859	390	466	0	3
0272 WHEATLAND PCT 007	929	427	498	0	4
0273 WHEATLAND PCT 008	946	383	559	0	4
0274 WHEATLAND PCT 009	1094	427	664	0	3
0275 WHEATLAND PCT 010	959	433	522	0	4
0276 WHEATLAND PCT 011	1372	477	889	0	6
0277 WHEATLAND PCT 012	875	334	538	1	2
0278 WHEATLAND PCT 013	838	372	459	0	7
0279 WHEATLAND PCT 014	1041	460	574	0	7
0280 WHEATLAND PCT 015	925	339	581	0	5
0281 WHEATLAND PCT 016	967	459	498	0	10
0282 WHEATLAND PCT 017	1054	391	653	0	10
0283 WHEATLAND PCT 018	956	420	531	1	4
0285 WHEATLAND PCT 020	831	394	436	0	1
0286 WHEATLAND PCT 021	791	306	479	0	6
0287 WHEATLAND PCT 022	2	1	1	0	0
0288 WHEATLAND PCT 023	1028	341	678	0	9
0289 WHEATLAND PCT 024	827	387	436	0	4
0290 WHEATLAND PCT 025	951	456	480	2	13
0291 WHEATLAND PCT 026	1274	672	591	0	11
0292 WHEATLAND PCT 027	923	207	709	0	7
0293 WHEATLAND PCT 028	1083	511	560	0	12
0294 WHEATLAND PCT 029	1093	473	611	0	9
0295 WHEATLAND PCT 030	968	437	522	0	9
0296 WHEATLAND PCT 031	759	219	530	0	10
0297 WHEATLAND PCT 032	953	301	646	0	6
0298 WHEATLAND PCT 033	941	212	724	1	4
0299 WHEATLAND PCT 034	1297	414	874	0	9

Abstract of Votes

16th Congressional Dist
 GENERAL ELECTION
 NOVEMBER 6, 2018

Official Results

	VOTES	PERCENT		VOTES	PERCENT
01 = BALLOTS CAST	10,877		REPRESENTATIVE IN CONGRESS 16TH CONGRESSIONAL DISTRICT		
			Vote for not more than 1		
			02 = Adam Kinzinger (REP)	6,996	65.25
			03 = Sara Dady (DEM)	3,726	34.75
			04 = OVER VOTES	2	
			05 = UNDER VOTES	153	

	01	02	03	04	05
0001 CHANNAHON PCT 001	858	577	269	0	12
0002 CHANNAHON PCT 002	1089	694	382	1	12
0003 CHANNAHON PCT 003	889	556	321	0	12
0004 CHANNAHON PCT 004	805	518	275	0	12
0005 CHANNAHON PCT 005	859	521	320	0	18
0018 CUSTER PCT 001	594	410	177	0	7
0056 FLORENCE PCT 001	396	260	130	0	6
0237 REED PCT 001	738	471	260	0	7
0238 REED PCT 002	812	511	291	1	9
0239 REED PCT 003	776	505	264	0	7
0265 WESLEY PCT 001	851	566	276	0	9
0301 WILMINGTON PCT 001	723	425	280	0	18
0302 WILMINGTON PCT 002	669	455	206	0	8
0303 WILMINGTON PCT 003	818	527	275	0	16

The background features a stylized American flag. The top half is dark blue with light blue stars. The bottom half is divided into red and white diagonal stripes. In the center, a map of North Carolina is highlighted in a medium blue color, with several light blue stars overlaid on it.

LEGISLATIVE SUMMARY

(15th, 17th, 21st, 38th, 41st & 42nd DISTRICTS)

Abstract of Votes

15th Legislative Dist
 GENERAL ELECTION
 NOVEMBER 6, 2018

Official Results

01 = BALLOTS CAST

VOTES PERCENT
 7,951

STATE SENATOR 15TH LEGISLATIVE DISTRICT

VOTES PERCENT

Vote for not more than 1

02 = NO CANDIDATE FILED

03 = Napoleon B. Harris, III (DEM)

04 = OVER VOTES

05 = UNDER VOTES

0
 5,805 100.00
 0
 2,146

 01 02 03 04 05

0006 CRETE PCT 001	319	0	253	0	66
0007 CRETE PCT 002	625	0	480	0	145
0008 CRETE PCT 003	624	0	467	0	157
0009 CRETE PCT 004	790	0	604	0	186
0010 CRETE PCT 005	822	0	673	0	149
0011 CRETE PCT 006	422	0	336	0	86
0013 CRETE PCT 008	798	0	569	0	229
0014 CRETE PCT 009	682	0	463	0	219
0015 CRETE PCT 010	512	0	321	0	191
0016 CRETE PCT 011	76	0	44	0	32
0174 MONEE PCT 003	769	0	512	0	257
0175 MONEE PCT 004	849	0	626	0	223
0179 MONEE PCT 008	663	0	457	0	206

Abstract of Votes

17th Legislative Dist
 GENERAL ELECTION
 NOVEMBER 6, 2018

Official Results

01 = BALLOTS CAST

VOTES PERCENT
 5,136

STATE SENATOR 17TH LEGISLATIVE DISTRICT

Vote for not more than 1

02 = NO CANDIDATE FILED

03 = Elgie R. Sims, Jr. (DEM)

04 = OVER VOTES

05 = UNDER VOTES

VOTES PERCENT

0

3,184 100.00

0

1,952

 01 02 03 04 05

0011 CRETE PCT 006	436	0	271	0	165
0012 CRETE PCT 007	799	0	641	0	158
0016 CRETE PCT 011	561	0	317	0	244
0017 CRETE PCT 012	680	0	430	0	250
0262 WASHINGTON PCT 001	600	0	360	0	240
0263 WASHINGTON PCT 002	902	0	507	0	395
0264 WASHINGTON PCT 003	735	0	424	0	311
0300 WILL PCT 001	423	0	234	0	189

Abstract of Votes

21st Legislative Dist
 GENERAL ELECTION
 NOVEMBER 6, 2018

Official Results

01 = BALLOTS CAST

VOTES PERCENT
 15,049

STATE SENATOR 21ST LEGISLATIVE DISTRICT

VOTES PERCENT

Vote for not more than 1

02 = Michael G. Connelly (REP)

7,164 48.18

03 = Laura Ellman (DEM)

7,705 51.82

04 = OVER VOTES

1

05 = UNDER VOTES

179

	01	02	03	04	05
0019 DU PAGE PCT 001	1055	482	563	0	10
0020 DU PAGE PCT 002	989	488	489	0	12
0025 DU PAGE PCT 007	652	341	306	0	5
0270 WHEATLAND PCT 005	1068	507	546	1	14
0271 WHEATLAND PCT 006	859	438	416	0	5
0272 WHEATLAND PCT 007	929	482	439	0	8
0273 WHEATLAND PCT 008	946	430	506	0	10
0274 WHEATLAND PCT 009	1092	500	580	0	12
0275 WHEATLAND PCT 010	957	484	459	0	14
0277 WHEATLAND PCT 012	415	169	240	0	6
0278 WHEATLAND PCT 013	787	380	397	0	10
0279 WHEATLAND PCT 014	1038	505	520	0	13
0280 WHEATLAND PCT 015	924	378	532	0	14
0281 WHEATLAND PCT 016	132	79	51	0	2
0282 WHEATLAND PCT 017	1053	454	580	0	19
0283 WHEATLAND PCT 018	956	467	476	0	13
0285 WHEATLAND PCT 020	831	437	385	0	9
0286 WHEATLAND PCT 021	366	143	220	0	3

Abstract of Votes

38th Legislative Dist
 GENERAL ELECTION
 NOVEMBER 6, 2018

Official Results

01 = BALLOTS CAST

VOTES PERCENT
 8,037

STATE SENATOR 38TH LEGISLATIVE DISTRICT

VOTES PERCENT

Vote for not more than 1

02 = Sue Rezin (REP)

5,226 65.88

03 = Heidi Henry (DEM)

2,707 34.12

04 = OVER VOTES

2

05 = UNDER VOTES

102

 01 02 03 04 05

0001 CHANNAHON PCT 001	858	578	267	0	13
0002 CHANNAHON PCT 002	1089	701	376	1	11
0005 CHANNAHON PCT 005	50	27	23	0	0
0018 CUSTER PCT 001	594	419	167	0	8
0056 FLORENCE PCT 001	59	35	23	0	1
0237 REED PCT 001	738	458	275	0	5
0238 REED PCT 002	812	511	292	1	8
0239 REED PCT 003	776	504	261	0	11
0265 WESLEY PCT 001	851	572	271	0	8
0301 WILMINGTON PCT 001	723	419	285	0	19
0302 WILMINGTON PCT 002	669	458	201	0	10
0303 WILMINGTON PCT 003	818	544	266	0	8

Abstract of Votes

41st Legislative Dist
 GENERAL ELECTION
 NOVEMBER 6, 2018

Official Results

01 = BALLOTS CAST

VOTES PERCENT
 12,585

STATE SENATOR 41ST LEGISLATIVE DISTRICT

VOTES PERCENT

Vote for not more than 1

02 = John Curran (REP)

7,316 58.85

03 = Bridget M. Fitzgerald (DEM)

5,116 41.15

04 = OVER VOTES

2

05 = UNDER VOTES

151

	01	02	03	04	05
0021 DU PAGE PCT 003	1021	522	488	1	10
0022 DU PAGE PCT 004	454	217	232	0	5
0025 DU PAGE PCT 007	302	144	155	0	3
0087 HOMER PCT 001	713	430	275	0	8
0088 HOMER PCT 002	993	634	348	0	11
0089 HOMER PCT 003	748	433	312	0	3
0090 HOMER PCT 004	914	559	341	0	14
0091 HOMER PCT 005	711	444	261	0	6
0092 HOMER PCT 006	802	466	329	0	7
0093 HOMER PCT 007	837	467	356	0	14
0094 HOMER PCT 008	792	474	312	0	6
0095 HOMER PCT 009	664	323	330	1	10
0096 HOMER PCT 010	962	542	400	0	20
0097 HOMER PCT 011	845	478	360	0	7
0098 HOMER PCT 012	886	559	310	0	17
0103 HOMER PCT 017	941	624	307	0	10

Abstract of Votes

42nd Legislative Dist
 GENERAL ELECTION
 NOVEMBER 6, 2018

Official Results

	VOTES	PERCENT		VOTES	PERCENT
01 = BALLOTS CAST	8,465		STATE SENATOR 42ND LEGISLATIVE DISTRICT		
			Vote for not more than 1		
			02 = NO CANDIDATE FILED	0	
			03 = Linda Holmes (DEM)	6,594	100.00
			04 = OVER VOTES	0	
			05 = UNDER VOTES	1,871	

	01	02	03	04	05
0266 WHEATLAND PCT 001	1	0	1	0	0
0267 WHEATLAND PCT 002	1447	0	977	0	470
0268 WHEATLAND PCT 003	1002	0	678	0	324
0269 WHEATLAND PCT 004	1058	0	879	0	179
0276 WHEATLAND PCT 011	548	0	438	0	110
0277 WHEATLAND PCT 012	460	0	355	0	105
0296 WHEATLAND PCT 031	759	0	640	0	119
0297 WHEATLAND PCT 032	952	0	768	0	184
0298 WHEATLAND PCT 033	941	0	816	0	125
0299 WHEATLAND PCT 034	1297	0	1042	0	255

A stylized graphic of the state of Missouri. The state's outline is filled with a light blue color. The background is a dark blue field with several light blue stars scattered across it. In the bottom right corner, there are diagonal stripes in red, white, and blue, reminiscent of the American flag.

REPRESENTATIVE SUMMARY

(29th, 34th, 37th, 38th, 41st, 75th, 79th, 80th, 81st,
82nd, 84th, 85th, 86th, 97th & 98th DISTRICTS)

Abstract of Votes

29th Representative Dist
 GENERAL ELECTION
 NOVEMBER 6, 2018

Official Results

01 = BALLOTS CAST

VOTES PERCENT

7,951

REPRESENTATIVE IN THE GENERAL ASSEMBLY
 29TH REPRESENTATIVE DISTRICT

Vote for not more than 1

02 = NO CANDIDATE FILED

03 = Thaddeus Jones (DEM)

04 = OVER VOTES

05 = UNDER VOTES

VOTES PERCENT

0

5,799 100.00

0

2,152

 01 02 03 04 05

0006 CRETE PCT 001	319	0	256	0	63
0007 CRETE PCT 002	625	0	484	0	141
0008 CRETE PCT 003	624	0	462	0	162
0009 CRETE PCT 004	790	0	600	0	190
0010 CRETE PCT 005	822	0	676	0	146
0011 CRETE PCT 006	422	0	337	0	85
0013 CRETE PCT 008	798	0	567	0	231
0014 CRETE PCT 009	682	0	464	0	218
0015 CRETE PCT 010	512	0	318	0	194
0016 CRETE PCT 011	76	0	42	0	34
0174 MONEE PCT 003	769	0	510	0	259
0175 MONEE PCT 004	849	0	623	0	226
0179 MONEE PCT 008	663	0	460	0	203

Abstract of Votes

34th Representative Dist
 GENERAL ELECTION
 NOVEMBER 6, 2018

Official Results

01 = BALLOTS CAST

VOTES PERCENT

5,136

REPRESENTATIVE IN THE GENERAL ASSEMBLY
 34TH REPRESENTATIVE DISTRICT

VOTES PERCENT

Vote for not more than 1

02 = NO CANDIDATE FILED

0

03 = Nicholas "Nick" Smith (DEM)

3,212 100.00

04 = OVER VOTES

0

05 = UNDER VOTES

1,924

 01 02 03 04 05

0011 CRETE PCT 006	436	0	269	0	167
0012 CRETE PCT 007	799	0	642	0	157
0016 CRETE PCT 011	561	0	320	0	241
0017 CRETE PCT 012	680	0	439	0	241
0262 WASHINGTON PCT 001	600	0	364	0	236
0263 WASHINGTON PCT 002	902	0	516	0	386
0264 WASHINGTON PCT 003	735	0	427	0	308
0300 WILL PCT 001	423	0	235	0	188

Abstract of Votes

37th Representative Dist
 GENERAL ELECTION
 NOVEMBER 6, 2018

Official Results

01 = BALLOTS CAST

VOTES PERCENT
 36,014

REPRESENTATIVE IN THE GENERAL ASSEMBLY
 37TH REPRESENTATIVE DISTRICT

VOTES PERCENT

Vote for not more than 1

02 = Margo McDermed (REP)

20,891 58.91

03 = Matthew J. Hunt (DEM)

14,573 41.09

04 = OVER VOTES

4

05 = UNDER VOTES

546

	01	02	03	04	05
0057 FRANKFORT PCT 001	1150	675	465	0	10
0058 FRANKFORT PCT 002	965	621	330	0	14
0059 FRANKFORT PCT 003	879	426	439	0	14
0060 FRANKFORT PCT 004	784	411	366	1	6
0061 FRANKFORT PCT 005	1170	701	461	0	8
0062 FRANKFORT PCT 006	787	457	321	0	9
0063 FRANKFORT PCT 007	805	450	342	0	13
0064 FRANKFORT PCT 008	891	458	418	0	15
0065 FRANKFORT PCT 009	862	429	420	0	13
0068 FRANKFORT PCT 012	811	460	340	0	11
0069 FRANKFORT PCT 013	769	428	330	0	11
0072 FRANKFORT PCT 016	964	524	430	0	10
0073 FRANKFORT PCT 017	897	627	263	1	6
0074 FRANKFORT PCT 018	875	558	309	0	8
0075 FRANKFORT PCT 019	815	396	411	0	8
0077 FRANKFORT PCT 021	850	505	339	0	6
0078 FRANKFORT PCT 022	915	552	343	0	20
0079 FRANKFORT PCT 023	486	341	141	0	4
0080 FRANKFORT PCT 024	403	234	167	0	2
0099 HOMER PCT 013	857	519	319	0	19
0100 HOMER PCT 014	1296	742	525	0	29
0101 HOMER PCT 015	978	495	468	0	15
0102 HOMER PCT 016	774	458	304	0	12
0104 HOMER PCT 018	956	487	451	0	18
0180 NEW LENOX PCT 001	691	324	359	0	8
0181 NEW LENOX PCT 002	804	522	275	0	7
0182 NEW LENOX PCT 003	733	413	310	0	10
0183 NEW LENOX PCT 004	656	396	254	0	6
0184 NEW LENOX PCT 005	832	488	325	0	19
0185 NEW LENOX PCT 006	838	523	298	0	17
0186 NEW LENOX PCT 007	1173	783	372	0	18
0187 NEW LENOX PCT 008	1008	675	323	1	9
0188 NEW LENOX PCT 009	919	522	382	0	15
0189 NEW LENOX PCT 010	877	510	343	0	24
0190 NEW LENOX PCT 011	936	550	370	0	16
0191 NEW LENOX PCT 012	754	415	321	1	17
0192 NEW LENOX PCT 013	871	495	365	0	11
0193 NEW LENOX PCT 014	1251	694	522	0	35
0194 NEW LENOX PCT 015	888	547	323	0	18
0195 NEW LENOX PCT 016	862	494	357	0	11
0196 NEW LENOX PCT 017	871	529	324	0	18
0198 NEW LENOX PCT 019	111	57	48	0	6

Abstract of Votes

38th Representative Dist
 GENERAL ELECTION
 NOVEMBER 6, 2018

Official Results

01 = BALLOTS CAST

VOTES PERCENT

3,685

REPRESENTATIVE IN THE GENERAL ASSEMBLY
 38TH REPRESENTATIVE DISTRICT

VOTES PERCENT

Vote for not more than 1

02 = NO CANDIDATE FILED

03 = Debbie Meyers-Martin (DEM)

04 = OVER VOTES

05 = UNDER VOTES

0
 2,717 100.00
 0
 968

 01 02 03 04 05

0059 FRANKFORT PCT 003	3	0	3	0	0
0066 FRANKFORT PCT 010	833	0	610	0	223
0070 FRANKFORT PCT 014	812	0	599	0	213
0071 FRANKFORT PCT 015	734	0	536	0	198
0076 FRANKFORT PCT 020	831	0	600	0	231
0080 FRANKFORT PCT 024	472	0	369	0	103

Abstract of Votes

41st Representative Dist
 GENERAL ELECTION
 NOVEMBER 6, 2018

Official Results

01 = BALLOTS CAST

VOTES PERCENT
 15,049

REPRESENTATIVE IN THE GENERAL ASSEMBLY
 41ST REPRESENTATIVE DISTRICT

VOTES PERCENT

Vote for not more than 1

02 = Grant Wehrli (REP)

7,837 52.79

03 = Val Montgomery (DEM)

7,010 47.21

04 = OVER VOTES

2

05 = UNDER VOTES

200

 01 02 03 04 05

0019 DU PAGE PCT 001	1055	538	506	0	11
0020 DU PAGE PCT 002	989	548	434	0	7
0025 DU PAGE PCT 007	652	360	283	0	9
0270 WHEATLAND PCT 005	1068	545	511	0	12
0271 WHEATLAND PCT 006	859	475	376	0	8
0272 WHEATLAND PCT 007	929	514	408	0	7
0273 WHEATLAND PCT 008	946	502	427	0	17
0274 WHEATLAND PCT 009	1092	544	533	0	15
0275 WHEATLAND PCT 010	957	529	415	0	13
0277 WHEATLAND PCT 012	415	185	223	0	7
0278 WHEATLAND PCT 013	787	413	358	0	16
0279 WHEATLAND PCT 014	1038	570	452	1	15
0280 WHEATLAND PCT 015	924	416	495	0	13
0281 WHEATLAND PCT 016	132	83	46	0	3
0282 WHEATLAND PCT 017	1053	473	564	1	15
0283 WHEATLAND PCT 018	956	527	413	0	16
0285 WHEATLAND PCT 020	831	468	354	0	9
0286 WHEATLAND PCT 021	366	147	212	0	7

Abstract of Votes

75th Representative Dist
 GENERAL ELECTION
 NOVEMBER 6, 2018

Official Results

01 = BALLOTS CAST

VOTES PERCENT

8,037

REPRESENTATIVE IN THE GENERAL ASSEMBLY
 75TH REPRESENTATIVE DISTRICT

VOTES PERCENT

Vote for not more than 1

02 = David Allen Welter (REP)

6,624 100.00

03 = NO CANDIDATE FILED

0

04 = OVER VOTES

0

05 = UNDER VOTES

1,413

 01 02 03 04 05

0001 CHANNAHON PCT 001	858	706	0	0	152
0002 CHANNAHON PCT 002	1089	879	0	0	210
0005 CHANNAHON PCT 005	50	37	0	0	13
0018 CUSTER PCT 001	594	504	0	0	90
0056 FLORENCE PCT 001	59	42	0	0	17
0237 REED PCT 001	738	612	0	0	126
0238 REED PCT 002	812	671	0	0	141
0239 REED PCT 003	776	637	0	0	139
0265 WESLEY PCT 001	851	724	0	0	127
0301 WILMINGTON PCT 001	723	584	0	0	139
0302 WILMINGTON PCT 002	669	567	0	0	102
0303 WILMINGTON PCT 003	818	661	0	0	157

Abstract of Votes

79th Representative Dist
 GENERAL ELECTION
 NOVEMBER 6, 2018

Official Results

	VOTES	PERCENT		VOTES	PERCENT
01 = BALLOTS CAST	2,026		REPRESENTATIVE IN THE GENERAL ASSEMBLY 79TH REPRESENTATIVE DISTRICT		
			Vote for not more than 1		
			02 = Lindsay Parkhurst (REP)	1,361	68.46
			03 = Lisa M. Dugan (DEM)	627	31.54
			04 = OVER VOTES	0	
			05 = UNDER VOTES	38	

	01	02	03	04	05

0200 PEOTONE PCT 001	716	474	232	0	10
0201 PEOTONE PCT 002	833	562	255	0	16
0262 WASHINGTON PCT 001	193	116	74	0	3
0300 WILL PCT 001	246	178	59	0	9
0304 WILTON PCT 001	38	31	7	0	0

Abstract of Votes

80th Representative Dist
 GENERAL ELECTION
 NOVEMBER 6, 2018

Official Results

01 = BALLOTS CAST

VOTES PERCENT
 18,567

REPRESENTATIVE IN THE GENERAL ASSEMBLY
 80TH REPRESENTATIVE DISTRICT

VOTES PERCENT

Vote for not more than 1
 02 = NO CANDIDATE FILED
 03 = Anthony DeLuca (DEM)
 04 = OVER VOTES
 05 = UNDER VOTES

0
 13,260 100.00
 0
 5,307

 01 02 03 04 05

0006 CRETE PCT 001	482	0	417	0	65
0056 FLORENCE PCT 001	337	0	213	0	124
0067 FRANKFORT PCT 011	1140	0	742	0	398
0073 FRANKFORT PCT 017	358	0	227	0	131
0079 FRANKFORT PCT 023	363	0	251	0	112
0081 FRANKFORT PCT 025	872	0	591	0	281
0082 FRANKFORT PCT 026	902	0	573	0	329
0083 FRANKFORT PCT 027	722	0	479	0	243
0084 FRANKFORT PCT 028	1065	0	729	0	336
0085 GREEN GARDEN PCT 001	858	0	492	0	366
0086 GREEN GARDEN PCT 002	897	0	549	0	348
0168 MANHATTAN PCT 001	844	0	612	0	232
0169 MANHATTAN PCT 002	972	0	702	0	270
0170 MANHATTAN PCT 003	1184	0	805	0	379
0171 MANHATTAN PCT 004	835	0	602	0	233
0172 MONEE PCT 001	597	0	519	0	78
0173 MONEE PCT 002	687	0	637	0	50
0176 MONEE PCT 005	599	0	572	0	27
0177 MONEE PCT 006	462	0	438	0	24
0178 MONEE PCT 007	681	0	651	0	30
0195 NEW LENOX PCT 016	6	0	5	0	1
0196 NEW LENOX PCT 017	62	0	44	0	18
0197 NEW LENOX PCT 018	795	0	545	0	250
0198 NEW LENOX PCT 019	882	0	622	0	260
0199 NEW LENOX PCT 020	1371	0	887	0	484
0200 PEOTONE PCT 001	178	0	114	0	64
0304 WILTON PCT 001	416	0	242	0	174

Abstract of Votes

81st Representative Dist
 GENERAL ELECTION
 NOVEMBER 6, 2018

Official Results

	VOTES	PERCENT		VOTES	PERCENT
01 = BALLOTS CAST	1,777		REPRESENTATIVE IN THE GENERAL ASSEMBLY 81ST REPRESENTATIVE DISTRICT		
			Vote for not more than 1		
			02 = David S. Olsen (REP)	924	52.65
			03 = Anne M. Stava-Murray (DEM)	831	47.35
			04 = OVER VOTES	0	
			05 = UNDER VOTES	22	

	01	02	03	04	05
0021 DU PAGE PCT 003	1021	544	465	0	12
0022 DU PAGE PCT 004	454	224	224	0	6
0025 DU PAGE PCT 007	302	156	142	0	4

Abstract of Votes

82nd Representative Dist
 GENERAL ELECTION
 NOVEMBER 6, 2018

Official Results

01 = BALLOTS CAST

VOTES PERCENT

10,808

REPRESENTATIVE IN THE GENERAL ASSEMBLY
 82ND REPRESENTATIVE DISTRICT

VOTES PERCENT

Vote for not more than 1

- 02 = Jim Durkin (REP)
- 03 = Tom Chlystek (DEM)
- 04 = OVER VOTES
- 05 = UNDER VOTES

6,992 65.52
 3,679 34.48
 1
 136

 01 02 03 04 05

0087 HOMER PCT 001	713	468	234	0	11
0088 HOMER PCT 002	993	673	306	0	14
0089 HOMER PCT 003	748	472	271	0	5
0090 HOMER PCT 004	914	611	291	0	12
0091 HOMER PCT 005	711	492	212	0	7
0092 HOMER PCT 006	802	520	272	1	9
0093 HOMER PCT 007	837	518	307	0	12
0094 HOMER PCT 008	792	500	284	0	8
0095 HOMER PCT 009	664	376	276	0	12
0096 HOMER PCT 010	962	591	356	0	15
0097 HOMER PCT 011	845	511	324	0	10
0098 HOMER PCT 012	886	592	280	0	14
0103 HOMER PCT 017	941	668	266	0	7

Abstract of Votes

84th Representative Dist
 GENERAL ELECTION
 NOVEMBER 6, 2018

Official Results

01 = BALLOTS CAST

VOTES PERCENT

8,465

REPRESENTATIVE IN THE GENERAL ASSEMBLY
 84TH REPRESENTATIVE DISTRICT

VOTES PERCENT

Vote for not more than 1

02 = Patty Smith (REP)

3,039 36.27

03 = Stephanie A. Kifowit (DEM)

5,340 63.73

04 = OVER VOTES

0

05 = UNDER VOTES

86

 01 02 03 04 05

0266 WHEATLAND PCT 001	1	0	1	0	0
0267 WHEATLAND PCT 002	1447	709	718	0	20
0268 WHEATLAND PCT 003	1002	457	533	0	12
0269 WHEATLAND PCT 004	1058	323	723	0	12
0276 WHEATLAND PCT 011	548	205	335	0	8
0277 WHEATLAND PCT 012	460	180	277	0	3
0296 WHEATLAND PCT 031	759	228	524	0	7
0297 WHEATLAND PCT 032	952	297	649	0	6
0298 WHEATLAND PCT 033	941	206	727	0	8
0299 WHEATLAND PCT 034	1297	434	853	0	10

Abstract of Votes

85th Representative Dist
 GENERAL ELECTION
 NOVEMBER 6, 2018

Official Results

	VOTES	PERCENT		VOTES	PERCENT
01 = BALLOTS CAST	27,250		REPRESENTATIVE IN THE GENERAL ASSEMBLY 85TH REPRESENTATIVE DISTRICT		
			Vote for not more than 1		
			02 = NO CANDIDATE FILED	0	
			03 = John Connor (DEM)	21,768	100.00
			04 = OVER VOTES	0	
			05 = UNDER VOTES	5,482	

	01	02	03	04	05

0022 DU PAGE PCT 004	265	0	213	0	52
0023 DU PAGE PCT 005	741	0	553	0	188
0024 DU PAGE PCT 006	731	0	579	0	152
0026 DU PAGE PCT 008	762	0	628	0	134
0028 DU PAGE PCT 010	873	0	724	0	149
0029 DU PAGE PCT 011	824	0	685	0	139
0030 DU PAGE PCT 012	751	0	592	0	159
0031 DU PAGE PCT 013	933	0	767	0	166
0035 DU PAGE PCT 017	925	0	777	0	148
0036 DU PAGE PCT 018	736	0	608	0	128
0037 DU PAGE PCT 019	764	0	642	0	122
0038 DU PAGE PCT 020	676	0	595	0	81
0039 DU PAGE PCT 021	809	0	638	0	171
0040 DU PAGE PCT 022	825	0	685	0	140
0043 DU PAGE PCT 025	737	0	619	0	118
0044 DU PAGE PCT 026	669	0	547	0	122
0045 DU PAGE PCT 027	863	0	751	0	112
0046 DU PAGE PCT 028	745	0	625	0	120
0048 DU PAGE PCT 030	775	0	693	0	82
0050 DU PAGE PCT 032	894	0	715	0	179
0051 DU PAGE PCT 033	776	0	623	0	153
0054 DU PAGE PCT 036	495	0	391	0	104
0055 DU PAGE PCT 037	705	0	582	0	123
0145 LOCKPORT PCT 002	904	0	737	0	167
0146 LOCKPORT PCT 003	761	0	640	0	121
0147 LOCKPORT PCT 004	615	0	483	0	132
0148 LOCKPORT PCT 005	785	0	527	0	258
0153 LOCKPORT PCT 010	797	0	608	0	189
0154 LOCKPORT PCT 011	767	0	555	0	212
0155 LOCKPORT PCT 012	792	0	548	0	244
0158 LOCKPORT PCT 015	688	0	585	0	103
0159 LOCKPORT PCT 016	839	0	634	0	205
0160 LOCKPORT PCT 017	897	0	622	0	275
0161 LOCKPORT PCT 018	814	0	601	0	213
0162 LOCKPORT PCT 019	859	0	598	0	261
0166 LOCKPORT PCT 023	34	0	24	0	10
0167 LOCKPORT PCT 024	424	0	374	0	50

Abstract of Votes

86th Representative Dist
GENERAL ELECTION
NOVEMBER 6, 2018

Official Results

	VOTES PERCENT					VOTES PERCENT	
	01	02	03	04	05		
01 = BALLOTS CAST	30,514						
	REPRESENTATIVE IN THE GENERAL ASSEMBLY						
	86TH REPRESENTATIVE DISTRICT						
	Vote for not more than 1						
	02 = Rick Laib (REP)					8,981	29.89
	03 = Lawrence "Larry" Walsh, Jr. (DEM)					21,070	70.11
	04 = OVER VOTES					4	
	05 = UNDER VOTES					459	

	01	02	03	04	05		

0003 CHANNAHON PCT 003	886	425	446	0	15		
0004 CHANNAHON PCT 004	805	402	396	0	7		
0005 CHANNAHON PCT 005	809	412	382	0	15		
0105 JACKSON PCT 001	897	327	561	1	8		
0106 JACKSON PCT 002	832	317	501	0	14		
0109 JOLIET PCT 003	490	155	332	0	3		
0110 JOLIET PCT 004	592	172	416	0	4		
0111 JOLIET PCT 005	417	23	384	0	10		
0112 JOLIET PCT 006	483	23	453	0	7		
0113 JOLIET PCT 007	571	67	496	0	8		
0116 JOLIET PCT 010	631	215	407	0	9		
0117 JOLIET PCT 011	565	146	413	0	6		
0118 JOLIET PCT 012	556	109	440	0	7		
0119 JOLIET PCT 013	471	32	428	0	11		
0120 JOLIET PCT 014	516	49	457	0	10		
0121 JOLIET PCT 015	460	107	348	0	5		
0122 JOLIET PCT 016	622	110	505	0	7		
0123 JOLIET PCT 017	793	270	515	0	8		
0124 JOLIET PCT 018	940	364	558	0	18		
0125 JOLIET PCT 019	672	225	439	0	8		
0126 JOLIET PCT 020	647	182	452	0	13		
0127 JOLIET PCT 021	790	277	508	0	5		
0128 JOLIET PCT 022	665	171	486	0	8		
0129 JOLIET PCT 023	581	103	465	0	13		
0130 JOLIET PCT 024	559	118	429	0	12		
0131 JOLIET PCT 025	695	221	466	1	7		
0132 JOLIET PCT 026	562	129	426	0	7		
0133 JOLIET PCT 027	258	46	207	0	5		
0134 JOLIET PCT 028	439	25	404	0	10		
0135 JOLIET PCT 029	562	122	431	0	9		
0136 JOLIET PCT 030	585	184	390	0	11		
0137 JOLIET PCT 031	594	160	424	1	9		
0138 JOLIET PCT 032	506	15	483	0	8		
0139 JOLIET PCT 033	603	213	373	0	17		
0140 JOLIET PCT 034	521	47	465	0	9		
0141 JOLIET PCT 035	726	117	599	0	10		
0142 JOLIET PCT 036	545	71	467	0	7		
0143 JOLIET PCT 037	607	151	446	0	10		
0162 LOCKPORT PCT 019	26	4	22	0	0		
0164 LOCKPORT PCT 021	693	222	457	0	14		
0165 LOCKPORT PCT 022	574	214	347	0	13		
0166 LOCKPORT PCT 023	490	179	301	1	9		
0242 TROY PCT 003	727	385	334	0	8		
0248 TROY PCT 009	359	158	195	0	6		
0250 TROY PCT 011	1104	568	517	0	19		
0251 TROY PCT 012	837	328	499	0	10		
0255 TROY PCT 016	874	279	578	0	17		
0257 TROY PCT 018	651	182	461	0	8		
0258 TROY PCT 019	726	160	561	0	5		

01 = BALLOTS CAST

VOTES PERCENT
 35,652

REPRESENTATIVE IN THE GENERAL ASSEMBLY
 97TH REPRESENTATIVE DISTRICT

VOTES PERCENT

Vote for not more than 1
 02 = Mark Batinick (REP)
 03 = Mica Freeman (DEM)
 04 = OVER VOTES
 05 = UNDER VOTES

17,823 50.72
 17,319 49.28
 4
 506

 01 02 03 04 05

0202 PLAINFIELD PCT 001	944	452	479	0	13
0203 PLAINFIELD PCT 002	903	422	467	0	14
0204 PLAINFIELD PCT 003	812	482	323	0	7
0209 PLAINFIELD PCT 008	876	413	449	0	14
0210 PLAINFIELD PCT 009	1026	556	456	0	14
0211 PLAINFIELD PCT 010	748	406	335	1	6
0214 PLAINFIELD PCT 013	1165	627	533	0	5
0215 PLAINFIELD PCT 014	832	429	393	0	10
0216 PLAINFIELD PCT 015	838	488	339	0	11
0217 PLAINFIELD PCT 016	844	449	382	1	12
0220 PLAINFIELD PCT 019	750	281	466	0	3
0221 PLAINFIELD PCT 020	962	487	466	0	9
0223 PLAINFIELD PCT 022	1144	589	540	0	15
0226 PLAINFIELD PCT 025	773	291	472	0	10
0227 PLAINFIELD PCT 026	185	60	122	0	3
0228 PLAINFIELD PCT 027	495	164	325	0	6
0240 TROY PCT 001	766	259	497	0	10
0246 TROY PCT 007	1154	520	613	0	21
0247 TROY PCT 008	1233	568	642	0	23
0249 TROY PCT 010	847	461	370	0	16
0252 TROY PCT 013	1513	827	648	0	38
0253 TROY PCT 014	920	524	379	0	17
0254 TROY PCT 015	923	503	410	0	10
0256 TROY PCT 017	1017	632	369	0	16
0259 TROY PCT 020	1053	561	463	0	29
0260 TROY PCT 021	940	533	378	0	29
0261 TROY PCT 022	470	302	162	0	6
0266 WHEATLAND PCT 001	1241	541	686	0	14
0276 WHEATLAND PCT 011	824	343	471	0	10
0278 WHEATLAND PCT 013	50	22	28	0	0
0281 WHEATLAND PCT 016	833	435	390	0	8
0286 WHEATLAND PCT 021	425	231	187	0	7
0287 WHEATLAND PCT 022	2	1	1	0	0
0288 WHEATLAND PCT 023	1028	411	607	0	10
0289 WHEATLAND PCT 024	827	418	398	0	11
0290 WHEATLAND PCT 025	951	508	425	0	18
0291 WHEATLAND PCT 026	1274	759	504	0	11
0292 WHEATLAND PCT 027	923	230	685	1	7
0293 WHEATLAND PCT 028	1082	580	490	0	12
0294 WHEATLAND PCT 029	1092	538	538	0	16
0295 WHEATLAND PCT 030	967	520	431	1	15

01 = BALLOTS CAST

VOTES PERCENT
 38,611

REPRESENTATIVE IN THE GENERAL ASSEMBLY
 98TH REPRESENTATIVE DISTRICT

VOTES PERCENT

Vote for not more than 1

02 = Alyssia Benford (REP)

13,741 36.10

03 = Natalie A. Manley (DEM)

24,318 63.90

04 = OVER VOTES

5

05 = UNDER VOTES

547

	01	02	03	04	05
0027 DU PAGE PCT 009	694	235	451	0	8
0032 DU PAGE PCT 014	859	315	531	0	13
0033 DU PAGE PCT 015	820	255	558	0	7
0034 DU PAGE PCT 016	863	266	578	0	19
0041 DU PAGE PCT 023	1075	287	776	0	12
0042 DU PAGE PCT 024	708	211	484	0	13
0047 DU PAGE PCT 029	911	287	609	0	15
0049 DU PAGE PCT 031	496	209	281	0	6
0052 DU PAGE PCT 034	774	352	412	1	9
0053 DU PAGE PCT 035	519	123	389	0	7
0054 DU PAGE PCT 036	406	153	250	0	3
0107 JOLIET PCT 001	737	163	567	0	7
0108 JOLIET PCT 002	584	200	375	0	9
0114 JOLIET PCT 008	668	222	434	0	12
0115 JOLIET PCT 009	583	138	436	0	9
0144 LOCKPORT PCT 001	1421	728	671	0	22
0149 LOCKPORT PCT 006	918	253	647	0	18
0150 LOCKPORT PCT 007	890	206	661	0	23
0151 LOCKPORT PCT 008	753	120	621	0	12
0152 LOCKPORT PCT 009	1286	467	798	0	21
0156 LOCKPORT PCT 013	1485	706	757	0	22
0157 LOCKPORT PCT 014	726	310	401	0	15
0163 LOCKPORT PCT 020	662	283	368	0	11
0205 PLAINFIELD PCT 004	421	105	310	0	6
0206 PLAINFIELD PCT 005	804	297	502	0	5
0207 PLAINFIELD PCT 006	793	227	550	0	16
0208 PLAINFIELD PCT 007	908	232	662	0	14
0212 PLAINFIELD PCT 011	345	79	263	0	3
0213 PLAINFIELD PCT 012	770	195	561	0	14
0218 PLAINFIELD PCT 017	786	278	503	0	5
0219 PLAINFIELD PCT 018	828	319	497	0	12
0222 PLAINFIELD PCT 021	676	307	363	0	6
0224 PLAINFIELD PCT 023	668	283	372	1	12
0225 PLAINFIELD PCT 024	718	319	389	1	9
0227 PLAINFIELD PCT 026	435	123	307	0	5
0228 PLAINFIELD PCT 027	314	81	228	0	5
0229 PLAINFIELD PCT 028	802	302	483	0	17
0230 PLAINFIELD PCT 029	714	306	397	0	11
0231 PLAINFIELD PCT 030	772	336	422	1	13
0232 PLAINFIELD PCT 031	735	315	413	0	7
0233 PLAINFIELD PCT 032	705	242	450	0	13
0234 PLAINFIELD PCT 033	783	320	453	1	9
0235 PLAINFIELD PCT 034	569	223	337	0	9
0236 PLAINFIELD PCT 035	764	269	485	0	10
0240 TROY PCT 001	309	119	188	0	2
0241 TROY PCT 002	853	271	578	0	4
0243 TROY PCT 004	718	340	374	0	4
0244 TROY PCT 005	693	312	372	0	9
0245 TROY PCT 006	490	180	307	0	3
0248 TROY PCT 009	424	183	237	0	4
0284 WHEATLAND PCT 019	767	251	507	0	9
0287 WHEATLAND PCT 022	983	316	652	0	15

Abstract of Votes

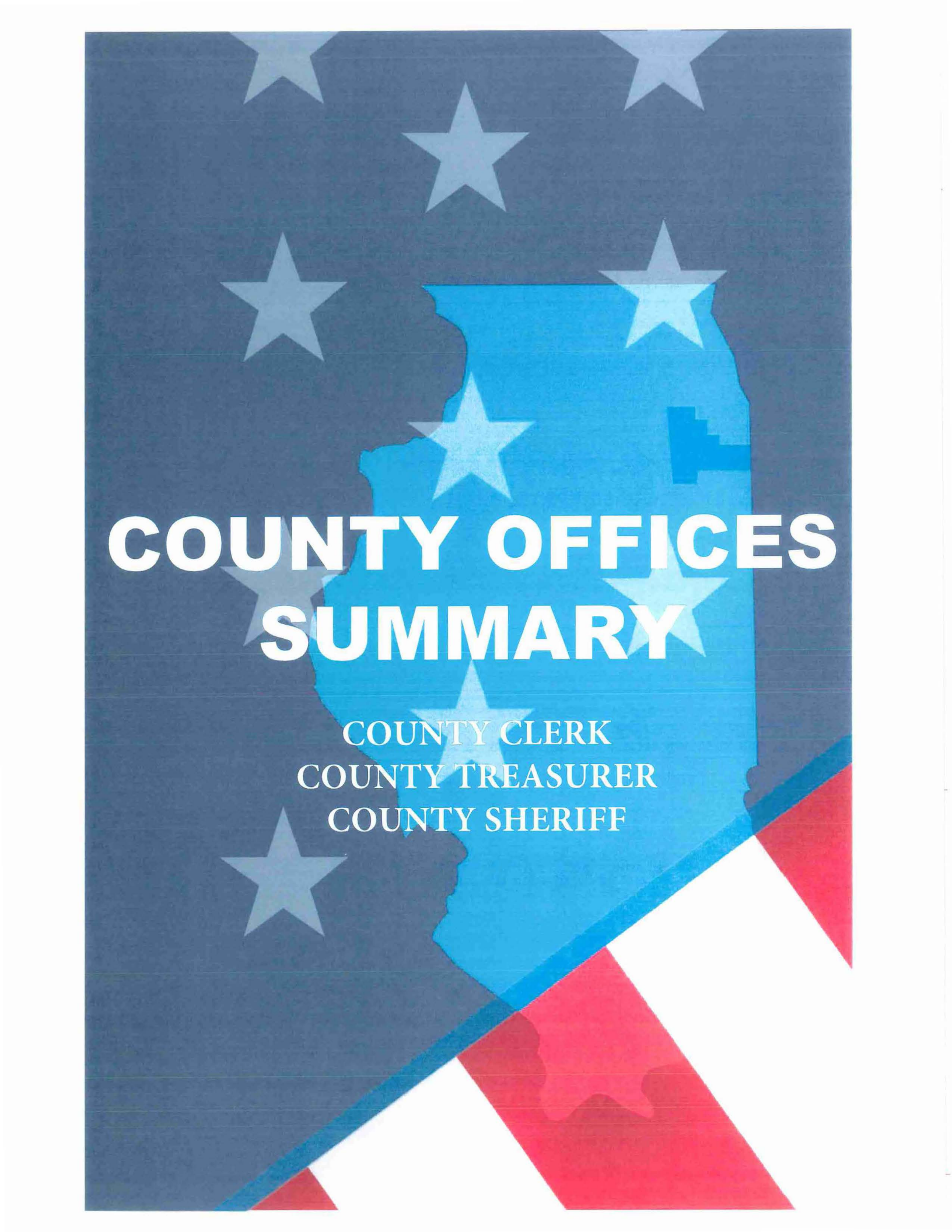
98th Representative Dist
 GENERAL ELECTION
 NOVEMBER 6, 2018

Official Results

	VOTES	PERCENT		VOTES	PERCENT
01 = BALLOTS CAST	38,611		REPRESENTATIVE IN THE GENERAL ASSEMBLY 98TH REPRESENTATIVE DISTRICT		
			Vote for not more than 1		
			02 = Alyssia Benford (REP)	13,741	36.10
			03 = Natalie A. Manley (DEM)	24,318	63.90
			04 = OVER VOTES	5	
			05 = UNDER VOTES	547	

(CONTINUED FROM PREVIOUS PAGE)

	01	02	03	04	05
0291 WHEATLAND PCT 026	2	2	0	0	0
0292 WHEATLAND PCT 027	224	120	101	0	3



**COUNTY OFFICES
SUMMARY**

COUNTY CLERK
COUNTY TREASURER
COUNTY SHERIFF

Abstract of Votes

WILL COUNTY, ILLINOIS
 GENERAL ELECTION
 NOVEMBER 6, 2018

Official Results

	VOTES PERCENT				VOTES PERCENT	
COUNTY CLERK						
Vote for not more than 1						
01 = Laurie McPhillips (REP)	119,249	48.61	03 = OVER VOTES		36	
02 = Lauren Staley-Ferry (DEM)	126,081	51.39	04 = UNDER VOTES		4,176	
	01	02	03	04		
0001 CHANNAHON PCT 001	553	291	0	14		
0002 CHANNAHON PCT 002	671	404	1	13		
0003 CHANNAHON PCT 003	529	339	0	18		
0004 CHANNAHON PCT 004	472	319	0	14		
0005 CHANNAHON PCT 005	507	329	0	23		
0006 CRETE PCT 001	203	586	0	12		
0007 CRETE PCT 002	224	388	0	13		
0008 CRETE PCT 003	268	344	0	12		
0009 CRETE PCT 004	253	524	0	13		
0010 CRETE PCT 005	226	588	0	8		
0011 CRETE PCT 006	405	443	1	9		
0012 CRETE PCT 007	248	542	0	9		
0013 CRETE PCT 008	347	435	0	16		
0014 CRETE PCT 009	363	311	0	8		
0015 CRETE PCT 010	277	222	1	12		
0016 CRETE PCT 011	396	231	0	10		
0017 CRETE PCT 012	365	315	0	0		
0018 CUSTER PCT 001	404	175	0	15		
0019 DU PAGE PCT 001	499	537	0	19		
0020 DU PAGE PCT 002	517	453	0	19		
0021 DU PAGE PCT 003	546	457	0	18		
0022 DU PAGE PCT 004	307	403	0	9		
0023 DU PAGE PCT 005	306	418	2	15		
0024 DU PAGE PCT 006	279	446	0	6		
0025 DU PAGE PCT 007	492	430	0	32		
0026 DU PAGE PCT 008	210	539	0	13		
0027 DU PAGE PCT 009	238	444	0	12		
0028 DU PAGE PCT 010	228	633	0	12		
0029 DU PAGE PCT 011	218	594	0	12		
0030 DU PAGE PCT 012	260	483	0	8		
0031 DU PAGE PCT 013	271	640	1	21		
0032 DU PAGE PCT 014	315	526	0	18		
0033 DU PAGE PCT 015	254	561	0	5		
0034 DU PAGE PCT 016	277	572	0	14		
0035 DU PAGE PCT 017	261	641	0	23		
0036 DU PAGE PCT 018	239	482	0	15		
0037 DU PAGE PCT 019	222	531	0	11		
0038 DU PAGE PCT 020	164	501	0	11		
0039 DU PAGE PCT 021	249	541	0	19		
0040 DU PAGE PCT 022	281	533	0	11		
0041 DU PAGE PCT 023	291	763	0	21		
0042 DU PAGE PCT 024	228	467	1	12		
0043 DU PAGE PCT 025	226	499	0	12		
0044 DU PAGE PCT 026	200	458	0	11		
0045 DU PAGE PCT 027	184	659	1	19		
0046 DU PAGE PCT 028	205	522	0	18		
0047 DU PAGE PCT 029	295	598	0	18		
0048 DU PAGE PCT 030	169	597	0	9		
0049 DU PAGE PCT 031	202	287	0	7		
0050 DU PAGE PCT 032	381	501	0	12		
0051 DU PAGE PCT 033	295	471	0	10		
0052 DU PAGE PCT 034	423	334	2	15		
0053 DU PAGE PCT 035	127	389	0	3		
0054 DU PAGE PCT 036	401	491	0	9		

	VOTES	PERCENT		VOTES	PERCENT
COUNTY CLERK					
Vote for not more than 1					
01 = Laurie McPhillips (REP)	119,249	48.61	03 = OVER VOTES		36
02 = Lauren Staley-Ferry (DEM)	126,081	51.39	04 = UNDER VOTES		4,176

(CONTINUED FROM PREVIOUS PAGE)	01	02	03	04
0055 DU PAGE PCT 037	300	391	0	14
0056 FLORENCE PCT 001	249	140	0	7
0057 FRANKFORT PCT 001	686	444	0	20
0058 FRANKFORT PCT 002	632	315	0	18
0059 FRANKFORT PCT 003	465	400	0	17
0060 FRANKFORT PCT 004	428	340	1	15
0061 FRANKFORT PCT 005	683	468	0	19
0062 FRANKFORT PCT 006	462	309	0	16
0063 FRANKFORT PCT 007	447	331	0	27
0064 FRANKFORT PCT 008	460	410	0	21
0065 FRANKFORT PCT 009	449	395	0	18
0066 FRANKFORT PCT 010	378	430	0	25
0067 FRANKFORT PCT 011	744	376	0	20
0068 FRANKFORT PCT 012	467	324	0	20
0069 FRANKFORT PCT 013	432	323	0	14
0070 FRANKFORT PCT 014	392	407	0	13
0071 FRANKFORT PCT 015	378	340	1	15
0072 FRANKFORT PCT 016	526	421	0	17
0073 FRANKFORT PCT 017	871	359	0	25
0074 FRANKFORT PCT 018	565	287	0	23
0075 FRANKFORT PCT 019	404	394	0	17
0076 FRANKFORT PCT 020	446	364	0	21
0077 FRANKFORT PCT 021	499	333	0	18
0078 FRANKFORT PCT 022	560	334	0	21
0079 FRANKFORT PCT 023	553	278	0	18
0080 FRANKFORT PCT 024	386	469	1	19
0081 FRANKFORT PCT 025	553	304	0	15
0082 FRANKFORT PCT 026	549	337	0	16
0083 FRANKFORT PCT 027	451	251	0	20
0084 FRANKFORT PCT 028	582	463	0	20
0085 GREEN GARDEN PCT 001	608	241	0	9
0086 GREEN GARDEN PCT 002	613	270	0	14
0087 HOMER PCT 001	441	262	0	10
0088 HOMER PCT 002	662	313	0	18
0089 HOMER PCT 003	457	279	0	12
0090 HOMER PCT 004	583	311	0	20
0091 HOMER PCT 005	471	229	0	11
0092 HOMER PCT 006	480	309	0	13
0093 HOMER PCT 007	500	319	0	18
0094 HOMER PCT 008	488	296	1	7
0095 HOMER PCT 009	351	302	0	11
0096 HOMER PCT 010	575	365	0	22
0097 HOMER PCT 011	497	331	0	17
0098 HOMER PCT 012	570	301	0	15
0099 HOMER PCT 013	524	320	0	13
0100 HOMER PCT 014	749	527	0	20
0101 HOMER PCT 015	515	448	0	15
0102 HOMER PCT 016	478	282	0	14
0103 HOMER PCT 017	655	274	0	12
0104 HOMER PCT 018	500	436	0	20
0105 JACKSON PCT 001	508	372	1	16
0106 JACKSON PCT 002	511	310	0	11
0107 JOLIET PCT 001	191	539	0	7
0108 JOLIET PCT 002	227	350	0	7
0109 JOLIET PCT 003	204	283	0	3

	VOTES	PERCENT		VOTES	PERCENT
COUNTY CLERK					
Vote for not more than 1					
01 = Laurie McPhillips (REP)	119,249	48.61	03 = OVER VOTES		36
02 = Lauren Staley-Ferry (DEM)	126,081	51.39	04 = UNDER VOTES		4,176

(CONTINUED FROM PREVIOUS PAGE)

	01	02	03	04
0110 JOLIET PCT 004	223	365	0	4
0111 JOLIET PCT 005	41	372	0	4
0112 JOLIET PCT 006	46	436	0	1
0113 JOLIET PCT 007	81	485	0	5
0114 JOLIET PCT 008	243	414	0	11
0115 JOLIET PCT 009	159	419	0	5
0116 JOLIET PCT 010	263	358	1	9
0117 JOLIET PCT 011	203	357	0	5
0118 JOLIET PCT 012	129	419	0	8
0119 JOLIET PCT 013	49	416	0	6
0120 JOLIET PCT 014	60	451	1	4
0121 JOLIET PCT 015	124	331	0	5
0122 JOLIET PCT 016	148	473	0	1
0123 JOLIET PCT 017	378	407	0	8
0124 JOLIET PCT 018	495	429	0	16
0125 JOLIET PCT 019	280	383	0	9
0126 JOLIET PCT 020	252	385	0	10
0127 JOLIET PCT 021	352	435	0	3
0128 JOLIET PCT 022	216	441	0	8
0129 JOLIET PCT 023	137	432	0	12
0130 JOLIET PCT 024	153	403	1	2
0131 JOLIET PCT 025	283	403	0	9
0132 JOLIET PCT 026	184	371	0	7
0133 JOLIET PCT 027	55	199	0	4
0134 JOLIET PCT 028	34	399	1	5
0135 JOLIET PCT 029	150	407	0	5
0136 JOLIET PCT 030	236	341	0	8
0137 JOLIET PCT 031	230	359	0	5
0138 JOLIET PCT 032	28	475	0	3
0139 JOLIET PCT 033	276	309	0	18
0140 JOLIET PCT 034	69	446	1	5
0141 JOLIET PCT 035	165	557	0	4
0142 JOLIET PCT 036	93	447	0	5
0143 JOLIET PCT 037	180	422	0	5
0144 LOCKPORT PCT 001	831	564	2	24
0145 LOCKPORT PCT 002	343	552	0	9
0146 LOCKPORT PCT 003	253	503	0	5
0147 LOCKPORT PCT 004	266	340	0	9
0148 LOCKPORT PCT 005	490	287	0	8
0149 LOCKPORT PCT 006	268	641	0	9
0150 LOCKPORT PCT 007	226	651	0	13
0151 LOCKPORT PCT 008	129	616	1	7
0152 LOCKPORT PCT 009	589	681	0	16
0153 LOCKPORT PCT 010	414	373	0	10
0154 LOCKPORT PCT 011	379	372	0	16
0155 LOCKPORT PCT 012	422	356	0	14
0156 LOCKPORT PCT 013	828	634	0	23
0157 LOCKPORT PCT 014	354	360	0	12
0158 LOCKPORT PCT 015	210	470	0	8
0159 LOCKPORT PCT 016	389	437	0	13
0160 LOCKPORT PCT 017	526	350	0	21
0161 LOCKPORT PCT 018	394	408	0	12
0162 LOCKPORT PCT 019	469	394	0	22
0163 LOCKPORT PCT 020	326	323	0	13
0164 LOCKPORT PCT 021	269	417	0	7

Abstract of Votes

WILL COUNTY, ILLINOIS
 GENERAL ELECTION
 NOVEMBER 6, 2018

Official Results

	VOTES	PERCENT		VOTES	PERCENT
COUNTY CLERK					
Vote for not more than 1					
01 = Laurie McPhillips (REP)	119,249	48.61	03 = OVER VOTES		36
02 = Lauren Staley-Ferry (DEM)	126,081	51.39	04 = UNDER VOTES		4,176

(CONTINUED FROM PREVIOUS PAGE)

	01	02	03	04
0165 LOCKPORT PCT 022	272	291	0	11
0166 LOCKPORT PCT 023	263	250	0	11
0167 LOCKPORT PCT 024	36	380	0	8
0168 MANHATTAN PCT 001	476	353	0	15
0169 MANHATTAN PCT 002	572	384	0	16
0170 MANHATTAN PCT 003	762	409	0	13
0171 MANHATTAN PCT 004	494	328	0	13
0172 MONEE PCT 001	166	426	0	5
0173 MONEE PCT 002	81	601	0	5
0174 MONEE PCT 003	374	386	0	9
0175 MONEE PCT 004	387	449	0	13
0176 MONEE PCT 005	25	568	1	5
0177 MONEE PCT 006	17	440	0	5
0178 MONEE PCT 007	35	641	0	5
0179 MONEE PCT 008	345	307	0	11
0180 NEW LENOX PCT 001	323	358	0	10
0181 NEW LENOX PCT 002	534	257	0	13
0182 NEW LENOX PCT 003	417	298	0	18
0183 NEW LENOX PCT 004	406	238	0	12
0184 NEW LENOX PCT 005	513	301	0	18
0185 NEW LENOX PCT 006	535	281	0	22
0186 NEW LENOX PCT 007	793	362	1	17
0187 NEW LENOX PCT 008	686	306	0	16
0188 NEW LENOX PCT 009	551	349	0	19
0189 NEW LENOX PCT 010	532	322	0	23
0190 NEW LENOX PCT 011	555	356	0	25
0191 NEW LENOX PCT 012	458	277	0	19
0192 NEW LENOX PCT 013	495	358	0	18
0193 NEW LENOX PCT 014	704	505	0	42
0194 NEW LENOX PCT 015	559	308	0	21
0195 NEW LENOX PCT 016	516	338	0	14
0196 NEW LENOX PCT 017	570	337	1	25
0197 NEW LENOX PCT 018	453	324	0	18
0198 NEW LENOX PCT 019	551	408	0	34
0199 NEW LENOX PCT 020	861	471	0	39
0200 PEOTONE PCT 001	613	259	0	22
0201 PEOTONE PCT 002	584	226	1	22
0202 PLAINFIELD PCT 001	446	479	0	19
0203 PLAINFIELD PCT 002	416	465	0	22
0204 PLAINFIELD PCT 003	498	303	0	11
0205 PLAINFIELD PCT 004	117	299	0	5
0206 PLAINFIELD PCT 005	309	490	0	5
0207 PLAINFIELD PCT 006	246	537	0	10
0208 PLAINFIELD PCT 007	252	647	0	9
0209 PLAINFIELD PCT 008	410	455	0	11
0210 PLAINFIELD PCT 009	554	449	0	23
0211 PLAINFIELD PCT 010	433	301	0	14
0212 PLAINFIELD PCT 011	91	249	0	5
0213 PLAINFIELD PCT 012	218	545	0	7
0214 PLAINFIELD PCT 013	640	513	1	11
0215 PLAINFIELD PCT 014	441	376	0	15
0216 PLAINFIELD PCT 015	486	342	0	10
0217 PLAINFIELD PCT 016	451	378	1	14
0218 PLAINFIELD PCT 017	280	502	0	4
0219 PLAINFIELD PCT 018	360	458	0	10

	VOTES	PERCENT		VOTES	PERCENT
COUNTY CLERK					
Vote for not more than 1					
01 = Laurie McPhillips (REP)	119,249	48.61	03 = OVER VOTES		36
02 = Lauren Staley-Ferry (DEM)	126,081	51.39	04 = UNDER VOTES		4,176

(CONTINUED FROM PREVIOUS PAGE)

	01	02	03	04
0220 PLAINFIELD PCT 019	283	459	0	8
0221 PLAINFIELD PCT 020	497	453	0	12
0222 PLAINFIELD PCT 021	354	317	0	5
0223 PLAINFIELD PCT 022	593	542	0	9
0224 PLAINFIELD PCT 023	322	337	0	9
0225 PLAINFIELD PCT 024	394	315	0	9
0226 PLAINFIELD PCT 025	295	463	0	15
0227 PLAINFIELD PCT 026	190	422	0	8
0228 PLAINFIELD PCT 027	250	550	1	8
0229 PLAINFIELD PCT 028	337	454	0	11
0230 PLAINFIELD PCT 029	340	368	0	6
0231 PLAINFIELD PCT 030	358	400	0	14
0232 PLAINFIELD PCT 031	341	388	0	6
0233 PLAINFIELD PCT 032	279	416	0	10
0234 PLAINFIELD PCT 033	379	398	0	6
0235 PLAINFIELD PCT 034	256	307	0	6
0236 PLAINFIELD PCT 035	276	482	0	6
0237 REED PCT 001	464	259	0	15
0238 REED PCT 002	511	291	1	9
0239 REED PCT 003	486	279	0	11
0240 TROY PCT 001	395	662	0	18
0241 TROY PCT 002	277	569	1	6
0242 TROY PCT 003	452	260	0	15
0243 TROY PCT 004	370	345	0	3
0244 TROY PCT 005	385	301	0	7
0245 TROY PCT 006	197	288	0	5
0246 TROY PCT 007	520	612	0	22
0247 TROY PCT 008	618	603	0	12
0248 TROY PCT 009	421	347	0	15
0249 TROY PCT 010	482	349	0	16
0250 TROY PCT 011	708	382	0	14
0251 TROY PCT 012	403	424	0	10
0252 TROY PCT 013	823	645	0	45
0253 TROY PCT 014	548	352	0	20
0254 TROY PCT 015	535	381	0	7
0255 TROY PCT 016	395	463	0	16
0256 TROY PCT 017	628	371	0	18
0257 TROY PCT 018	231	412	0	8
0258 TROY PCT 019	201	520	0	5
0259 TROY PCT 020	577	448	0	28
0260 TROY PCT 021	547	370	0	23
0261 TROY PCT 022	302	164	0	4
0262 WASHINGTON PCT 001	486	291	0	16
0263 WASHINGTON PCT 002	581	313	0	8
0264 WASHINGTON PCT 003	506	214	0	15
0265 WESLEY PCT 001	554	282	0	15
0266 WHEATLAND PCT 001	545	677	0	20
0267 WHEATLAND PCT 002	789	633	0	25
0268 WHEATLAND PCT 003	493	484	0	25
0269 WHEATLAND PCT 004	351	692	0	15
0270 WHEATLAND PCT 005	532	510	0	26
0271 WHEATLAND PCT 006	445	396	0	18
0272 WHEATLAND PCT 007	505	416	0	8
0273 WHEATLAND PCT 008	463	456	0	27
0274 WHEATLAND PCT 009	534	540	0	18

Abstract of Votes

WILL COUNTY, ILLINOIS
 GENERAL ELECTION
 NOVEMBER 6, 2018

Official Results

	VOTES		PERCENT			VOTES		PERCENT	
COUNTY CLERK									
Vote for not more than 1									
01 = Laurie McPhillips (REP)	119,249	48.61	03 = OVER VOTES					36	
02 = Lauren Staley-Ferry (DEM)	126,081	51.39	04 = UNDER VOTES					4,176	
(CONTINUED FROM PREVIOUS PAGE)	01	02	03	04					
0275 WHEATLAND PCT 010	515	424	0	18					
0276 WHEATLAND PCT 011	571	780	0	21					
0277 WHEATLAND PCT 012	391	474	0	10					
0278 WHEATLAND PCT 013	429	392	0	16					
0279 WHEATLAND PCT 014	531	481	0	26					
0280 WHEATLAND PCT 015	404	501	0	19					
0281 WHEATLAND PCT 016	529	427	0	9					
0282 WHEATLAND PCT 017	457	562	0	34					
0283 WHEATLAND PCT 018	491	444	0	21					
0284 WHEATLAND PCT 019	272	481	0	14					
0285 WHEATLAND PCT 020	445	366	0	20					
0286 WHEATLAND PCT 021	371	406	0	14					
0287 WHEATLAND PCT 022	339	623	1	22					
0288 WHEATLAND PCT 023	411	598	1	18					
0289 WHEATLAND PCT 024	433	380	0	14					
0290 WHEATLAND PCT 025	509	422	0	20					
0291 WHEATLAND PCT 026	771	492	0	13					
0292 WHEATLAND PCT 027	366	762	0	19					
0293 WHEATLAND PCT 028	579	483	0	20					
0294 WHEATLAND PCT 029	543	533	0	16					
0295 WHEATLAND PCT 030	509	444	0	14					
0296 WHEATLAND PCT 031	261	483	0	15					
0297 WHEATLAND PCT 032	345	592	1	14					
0298 WHEATLAND PCT 033	249	677	0	15					
0299 WHEATLAND PCT 034	479	803	0	15					
0300 WILL PCT 001	494	155	0	20					
0301 WILMINGTON PCT 001	406	294	0	23					
0302 WILMINGTON PCT 002	443	213	1	12					
0303 WILMINGTON PCT 003	493	300	0	25					
0304 WILTON PCT 001	331	109	0	14					

Abstract of Votes

WILL COUNTY, ILLINOIS
 GENERAL ELECTION
 NOVEMBER 6, 2018

Official Results

	VOTES PERCENT				VOTES PERCENT	
COUNTY TREASURER						
Vote for not more than 1						
01 = Steve Weber (REP)	119,110	48.74	03 = OVER VOTES		23	
02 = Timothy M. Brophy (DEM)	125,274	51.26	04 = UNDER VOTES		5,135	
	01	02	03	04		
0001 CHANNAHON PCT 001	536	303	0	19		
0002 CHANNAHON PCT 002	652	410	1	26		
0003 CHANNAHON PCT 003	517	346	0	23		
0004 CHANNAHON PCT 004	470	322	0	13		
0005 CHANNAHON PCT 005	494	341	0	24		
0006 CRETE PCT 001	214	574	0	13		
0007 CRETE PCT 002	224	389	0	12		
0008 CRETE PCT 003	267	339	0	18		
0009 CRETE PCT 004	260	514	0	16		
0010 CRETE PCT 005	237	572	0	13		
0011 CRETE PCT 006	395	449	0	14		
0012 CRETE PCT 007	254	529	0	16		
0013 CRETE PCT 008	349	427	0	22		
0014 CRETE PCT 009	370	305	0	7		
0015 CRETE PCT 010	289	209	0	14		
0016 CRETE PCT 011	398	224	0	15		
0017 CRETE PCT 012	369	308	0	3		
0018 CUSTER PCT 001	403	179	0	12		
0019 DU PAGE PCT 001	530	502	0	23		
0020 DU PAGE PCT 002	526	438	0	25		
0021 DU PAGE PCT 003	559	440	0	22		
0022 DU PAGE PCT 004	330	377	0	12		
0023 DU PAGE PCT 005	306	417	0	18		
0024 DU PAGE PCT 006	287	435	0	9		
0025 DU PAGE PCT 007	514	409	0	31		
0026 DU PAGE PCT 008	209	534	0	19		
0027 DU PAGE PCT 009	252	428	0	14		
0028 DU PAGE PCT 010	231	622	0	20		
0029 DU PAGE PCT 011	230	577	0	17		
0030 DU PAGE PCT 012	259	478	0	14		
0031 DU PAGE PCT 013	281	629	1	22		
0032 DU PAGE PCT 014	334	508	0	17		
0033 DU PAGE PCT 015	269	542	0	9		
0034 DU PAGE PCT 016	283	561	0	19		
0035 DU PAGE PCT 017	274	624	0	27		
0036 DU PAGE PCT 018	246	474	0	16		
0037 DU PAGE PCT 019	224	523	0	17		
0038 DU PAGE PCT 020	163	495	0	18		
0039 DU PAGE PCT 021	255	527	0	27		
0040 DU PAGE PCT 022	277	534	0	14		
0041 DU PAGE PCT 023	306	745	0	24		
0042 DU PAGE PCT 024	243	452	0	13		
0043 DU PAGE PCT 025	231	492	0	14		
0044 DU PAGE PCT 026	203	450	0	16		
0045 DU PAGE PCT 027	187	650	0	26		
0046 DU PAGE PCT 028	204	519	0	22		
0047 DU PAGE PCT 029	313	579	0	19		
0048 DU PAGE PCT 030	170	589	0	16		
0049 DU PAGE PCT 031	205	279	0	12		
0050 DU PAGE PCT 032	392	489	0	13		
0051 DU PAGE PCT 033	302	463	0	11		
0052 DU PAGE PCT 034	439	317	0	18		
0053 DU PAGE PCT 035	131	383	0	5		
0054 DU PAGE PCT 036	405	485	0	11		

Abstract of Votes

WILL COUNTY, ILLINOIS
 GENERAL ELECTION
 NOVEMBER 6, 2018

Official Results

	VOTES	PERCENT		VOTES	PERCENT
COUNTY TREASURER					
Vote for not more than 1					
01 = Steve Weber (REP)	119,110	48.74	03 = OVER VOTES		23
02 = Timothy M. Brophy (DEM)	125,274	51.26	04 = UNDER VOTES		5,135

(CONTINUED FROM PREVIOUS PAGE)

	01	02	03	04
0055 DU PAGE PCT 037	304	385	0	16
0056 FLORENCE PCT 001	246	141	0	9
0057 FRANKFORT PCT 001	708	426	0	16
0058 FRANKFORT PCT 002	647	299	0	19
0059 FRANKFORT PCT 003	472	387	0	23
0060 FRANKFORT PCT 004	438	329	1	16
0061 FRANKFORT PCT 005	715	434	0	21
0062 FRANKFORT PCT 006	489	284	0	14
0063 FRANKFORT PCT 007	455	321	0	29
0064 FRANKFORT PCT 008	478	393	0	20
0065 FRANKFORT PCT 009	459	385	0	18
0066 FRANKFORT PCT 010	391	414	0	28
0067 FRANKFORT PCT 011	749	375	0	16
0068 FRANKFORT PCT 012	484	305	0	22
0069 FRANKFORT PCT 013	442	308	0	19
0070 FRANKFORT PCT 014	413	384	0	15
0071 FRANKFORT PCT 015	402	312	0	20
0072 FRANKFORT PCT 016	542	397	0	25
0073 FRANKFORT PCT 017	892	336	0	27
0074 FRANKFORT PCT 018	592	260	0	23
0075 FRANKFORT PCT 019	425	371	0	19
0076 FRANKFORT PCT 020	451	356	0	24
0077 FRANKFORT PCT 021	510	321	0	19
0078 FRANKFORT PCT 022	567	328	1	19
0079 FRANKFORT PCT 023	567	261	0	21
0080 FRANKFORT PCT 024	397	461	0	17
0081 FRANKFORT PCT 025	567	283	0	22
0082 FRANKFORT PCT 026	566	321	0	15
0083 FRANKFORT PCT 027	454	246	0	22
0084 FRANKFORT PCT 028	606	440	0	19
0085 GREEN GARDEN PCT 001	619	229	0	10
0086 GREEN GARDEN PCT 002	623	261	0	13
0087 HOMER PCT 001	459	243	0	11
0088 HOMER PCT 002	655	310	0	28
0089 HOMER PCT 003	458	274	0	16
0090 HOMER PCT 004	589	305	0	20
0091 HOMER PCT 005	475	223	0	13
0092 HOMER PCT 006	496	295	0	11
0093 HOMER PCT 007	507	310	0	20
0094 HOMER PCT 008	496	285	0	11
0095 HOMER PCT 009	363	287	0	14
0096 HOMER PCT 010	554	383	0	25
0097 HOMER PCT 011	495	323	0	27
0098 HOMER PCT 012	590	280	0	16
0099 HOMER PCT 013	541	300	0	16
0100 HOMER PCT 014	769	495	0	32
0101 HOMER PCT 015	524	436	0	18
0102 HOMER PCT 016	475	284	0	15
0103 HOMER PCT 017	668	256	1	16
0104 HOMER PCT 018	516	413	0	27
0105 JACKSON PCT 001	499	375	0	23
0106 JACKSON PCT 002	463	349	0	20
0107 JOLIET PCT 001	183	541	0	13
0108 JOLIET PCT 002	221	357	0	6
0109 JOLIET PCT 003	181	305	0	4

Abstract of Votes

WILL COUNTY, ILLINOIS
 GENERAL ELECTION
 NOVEMBER 6, 2018

Official Results

	VOTES	PERCENT		VOTES	PERCENT
COUNTY TREASURER					
Vote for not more than 1					
01 = Steve Weber (REP)	119,110	48.74	03 = OVER VOTES		23
02 = Timothy M. Brophy (DEM)	125,274	51.26	04 = UNDER VOTES		5,135

(CONTINUED FROM PREVIOUS PAGE)

	01	02	03	04
0110 JOLIET PCT 004	201	384	1	6
0111 JOLIET PCT 005	38	376	0	3
0112 JOLIET PCT 006	38	438	0	7
0113 JOLIET PCT 007	80	484	0	7
0114 JOLIET PCT 008	240	421	0	7
0115 JOLIET PCT 009	138	440	1	4
0116 JOLIET PCT 010	235	383	0	13
0117 JOLIET PCT 011	179	375	0	11
0118 JOLIET PCT 012	144	404	0	8
0119 JOLIET PCT 013	40	421	0	10
0120 JOLIET PCT 014	60	449	1	6
0121 JOLIET PCT 015	125	329	0	6
0122 JOLIET PCT 016	134	486	0	2
0123 JOLIET PCT 017	340	441	0	12
0124 JOLIET PCT 018	443	484	0	13
0125 JOLIET PCT 019	249	410	0	13
0126 JOLIET PCT 020	225	408	1	13
0127 JOLIET PCT 021	328	454	1	7
0128 JOLIET PCT 022	182	476	0	7
0129 JOLIET PCT 023	128	441	0	12
0130 JOLIET PCT 024	149	404	0	6
0131 JOLIET PCT 025	253	432	0	10
0132 JOLIET PCT 026	156	398	0	8
0133 JOLIET PCT 027	50	203	0	5
0134 JOLIET PCT 028	32	400	0	7
0135 JOLIET PCT 029	154	403	0	5
0136 JOLIET PCT 030	227	347	0	11
0137 JOLIET PCT 031	208	377	0	9
0138 JOLIET PCT 032	30	471	0	5
0139 JOLIET PCT 033	242	344	0	17
0140 JOLIET PCT 034	79	434	0	8
0141 JOLIET PCT 035	154	569	0	3
0142 JOLIET PCT 036	88	449	0	8
0143 JOLIET PCT 037	178	424	0	5
0144 LOCKPORT PCT 001	865	527	0	29
0145 LOCKPORT PCT 002	346	543	0	15
0146 LOCKPORT PCT 003	247	508	0	6
0147 LOCKPORT PCT 004	253	351	0	11
0148 LOCKPORT PCT 005	476	296	0	13
0149 LOCKPORT PCT 006	277	630	0	11
0150 LOCKPORT PCT 007	226	645	0	19
0151 LOCKPORT PCT 008	121	622	0	10
0152 LOCKPORT PCT 009	587	682	0	17
0153 LOCKPORT PCT 010	417	366	0	14
0154 LOCKPORT PCT 011	369	374	0	24
0155 LOCKPORT PCT 012	419	350	0	23
0156 LOCKPORT PCT 013	833	623	0	29
0157 LOCKPORT PCT 014	345	366	0	15
0158 LOCKPORT PCT 015	226	455	0	7
0159 LOCKPORT PCT 016	395	427	0	17
0160 LOCKPORT PCT 017	497	374	0	26
0161 LOCKPORT PCT 018	395	398	0	21
0162 LOCKPORT PCT 019	474	382	0	29
0163 LOCKPORT PCT 020	312	336	0	14
0164 LOCKPORT PCT 021	253	425	0	15

	VOTES	PERCENT		VOTES	PERCENT
COUNTY TREASURER					
Vote for not more than 1					
01 = Steve Weber (REP)	119,110	48.74	03 = OVER VOTES	23	
02 = Timothy M. Brophy (DEM)	125,274	51.26	04 = UNDER VOTES	5,135	

(CONTINUED FROM PREVIOUS PAGE)

	01	02	03	04
0165 LOCKPORT PCT 022	241	320	0	13
0166 LOCKPORT PCT 023	238	274	0	12
0167 LOCKPORT PCT 024	38	373	0	13
0168 MANHATTAN PCT 001	471	354	0	19
0169 MANHATTAN PCT 002	554	389	0	29
0170 MANHATTAN PCT 003	752	411	0	21
0171 MANHATTAN PCT 004	472	344	0	19
0172 MONEE PCT 001	177	412	0	8
0173 MONEE PCT 002	89	590	0	8
0174 MONEE PCT 003	388	370	0	11
0175 MONEE PCT 004	396	438	0	15
0176 MONEE PCT 005	32	560	1	6
0177 MONEE PCT 006	23	436	0	3
0178 MONEE PCT 007	39	634	0	8
0179 MONEE PCT 008	350	297	0	16
0180 NEW LENOX PCT 001	319	359	0	13
0181 NEW LENOX PCT 002	530	256	0	18
0182 NEW LENOX PCT 003	419	295	0	19
0183 NEW LENOX PCT 004	413	236	0	7
0184 NEW LENOX PCT 005	513	297	0	22
0185 NEW LENOX PCT 006	538	270	0	30
0186 NEW LENOX PCT 007	800	353	0	20
0187 NEW LENOX PCT 008	707	286	1	14
0188 NEW LENOX PCT 009	522	375	0	22
0189 NEW LENOX PCT 010	517	338	0	22
0190 NEW LENOX PCT 011	553	353	1	29
0191 NEW LENOX PCT 012	456	275	0	23
0192 NEW LENOX PCT 013	496	352	0	23
0193 NEW LENOX PCT 014	715	488	0	48
0194 NEW LENOX PCT 015	557	305	0	26
0195 NEW LENOX PCT 016	512	340	0	16
0196 NEW LENOX PCT 017	580	319	0	34
0197 NEW LENOX PCT 018	457	310	0	28
0198 NEW LENOX PCT 019	542	410	0	41
0199 NEW LENOX PCT 020	879	451	0	41
0200 PEOTONE PCT 001	625	250	0	19
0201 PEOTONE PCT 002	587	226	0	20
0202 PLAINFIELD PCT 001	453	468	0	23
0203 PLAINFIELD PCT 002	409	472	0	22
0204 PLAINFIELD PCT 003	481	315	1	15
0205 PLAINFIELD PCT 004	128	282	0	11
0206 PLAINFIELD PCT 005	309	487	0	8
0207 PLAINFIELD PCT 006	245	531	0	17
0208 PLAINFIELD PCT 007	269	630	0	9
0209 PLAINFIELD PCT 008	407	456	0	13
0210 PLAINFIELD PCT 009	530	464	0	32
0211 PLAINFIELD PCT 010	424	306	0	18
0212 PLAINFIELD PCT 011	95	245	0	5
0213 PLAINFIELD PCT 012	222	541	0	7
0214 PLAINFIELD PCT 013	616	533	0	16
0215 PLAINFIELD PCT 014	431	384	0	17
0216 PLAINFIELD PCT 015	478	348	0	12
0217 PLAINFIELD PCT 016	450	373	0	21
0218 PLAINFIELD PCT 017	286	490	0	10
0219 PLAINFIELD PCT 018	360	453	0	15

	VOTES	PERCENT		VOTES	PERCENT
COUNTY TREASURER					
Vote for not more than 1					
01 = Steve Weber (REP)	119,110	48.74	03 = OVER VOTES	23	
02 = Timothy M. Brophy (DEM)	125,274	51.26	04 = UNDER VOTES	5,135	

(CONTINUED FROM PREVIOUS PAGE)

	01	02	03	04
0220 PLAINFIELD PCT 019	289	441	1	19
0221 PLAINFIELD PCT 020	484	463	0	15
0222 PLAINFIELD PCT 021	339	328	0	9
0223 PLAINFIELD PCT 022	601	528	1	14
0224 PLAINFIELD PCT 023	311	348	0	9
0225 PLAINFIELD PCT 024	370	339	0	9
0226 PLAINFIELD PCT 025	311	445	0	17
0227 PLAINFIELD PCT 026	185	426	0	9
0228 PLAINFIELD PCT 027	259	540	0	10
0229 PLAINFIELD PCT 028	336	449	0	17
0230 PLAINFIELD PCT 029	334	370	0	10
0231 PLAINFIELD PCT 030	359	393	0	20
0232 PLAINFIELD PCT 031	355	371	0	9
0233 PLAINFIELD PCT 032	270	421	0	14
0234 PLAINFIELD PCT 033	369	406	0	8
0235 PLAINFIELD PCT 034	247	311	0	11
0236 PLAINFIELD PCT 035	282	472	0	10
0237 REED PCT 001	442	283	0	13
0238 REED PCT 002	493	305	1	13
0239 REED PCT 003	476	283	0	17
0240 TROY PCT 001	390	666	0	19
0241 TROY PCT 002	280	563	0	10
0242 TROY PCT 003	433	276	1	17
0243 TROY PCT 004	370	340	0	8
0244 TROY PCT 005	345	339	1	8
0245 TROY PCT 006	167	315	0	8
0246 TROY PCT 007	529	604	0	21
0247 TROY PCT 008	575	637	0	21
0248 TROY PCT 009	376	394	0	13
0249 TROY PCT 010	452	376	0	19
0250 TROY PCT 011	622	458	0	24
0251 TROY PCT 012	360	464	0	13
0252 TROY PCT 013	822	638	0	53
0253 TROY PCT 014	503	391	0	26
0254 TROY PCT 015	511	397	0	15
0255 TROY PCT 016	342	512	0	20
0256 TROY PCT 017	601	400	0	16
0257 TROY PCT 018	207	437	1	6
0258 TROY PCT 019	202	518	0	6
0259 TROY PCT 020	535	479	0	39
0260 TROY PCT 021	511	394	0	35
0261 TROY PCT 022	287	178	0	5
0262 WASHINGTON PCT 001	481	290	0	22
0263 WASHINGTON PCT 002	579	306	0	17
0264 WASHINGTON PCT 003	516	201	0	18
0265 WESLEY PCT 001	557	280	0	14
0266 WHEATLAND PCT 001	557	660	1	24
0267 WHEATLAND PCT 002	804	613	0	30
0268 WHEATLAND PCT 003	500	477	0	25
0269 WHEATLAND PCT 004	366	677	0	15
0270 WHEATLAND PCT 005	535	500	0	33
0271 WHEATLAND PCT 006	463	378	0	18
0272 WHEATLAND PCT 007	518	397	0	14
0273 WHEATLAND PCT 008	490	428	0	28
0274 WHEATLAND PCT 009	540	526	0	26

Abstract of Votes

WILL COUNTY, ILLINOIS
 GENERAL ELECTION
 NOVEMBER 6, 2018

Official Results

	VOTES	PERCENT		VOTES	PERCENT
COUNTY TREASURER					
Vote for not more than 1					
01 = Steve Weber (REP)	119,110	48.74	03 = OVER VOTES		23
02 = Timothy M. Brophy (DEM)	125,274	51.26	04 = UNDER VOTES		5,135

(CONTINUED FROM PREVIOUS PAGE)

	01	02	03	04
0275 WHEATLAND PCT 010	532	405	1	19
0276 WHEATLAND PCT 011	591	756	0	25
0277 WHEATLAND PCT 012	389	476	0	10
0278 WHEATLAND PCT 013	440	380	0	17
0279 WHEATLAND PCT 014	558	456	0	24
0280 WHEATLAND PCT 015	418	484	0	22
0281 WHEATLAND PCT 016	523	425	0	17
0282 WHEATLAND PCT 017	472	551	0	30
0283 WHEATLAND PCT 018	502	429	0	25
0284 WHEATLAND PCT 019	276	475	0	16
0285 WHEATLAND PCT 020	459	351	0	21
0286 WHEATLAND PCT 021	374	399	0	18
0287 WHEATLAND PCT 022	357	605	0	23
0288 WHEATLAND PCT 023	417	591	0	20
0289 WHEATLAND PCT 024	430	381	0	16
0290 WHEATLAND PCT 025	515	410	0	26
0291 WHEATLAND PCT 026	753	499	1	23
0292 WHEATLAND PCT 027	368	760	0	19
0293 WHEATLAND PCT 028	597	468	0	17
0294 WHEATLAND PCT 029	537	534	0	21
0295 WHEATLAND PCT 030	514	432	0	21
0296 WHEATLAND PCT 031	266	476	0	17
0297 WHEATLAND PCT 032	368	568	0	16
0298 WHEATLAND PCT 033	262	654	0	25
0299 WHEATLAND PCT 034	505	769	0	23
0300 WILL PCT 001	495	151	0	23
0301 WILMINGTON PCT 001	401	294	0	28
0302 WILMINGTON PCT 002	436	217	0	16
0303 WILMINGTON PCT 003	499	288	0	31
0304 WILTON PCT 001	333	108	0	13

Abstract of Votes

WILL COUNTY, ILLINOIS
 GENERAL ELECTION
 NOVEMBER 6, 2018

Official Results

	VOTES		PERCENT		VOTES		PERCENT	
COUNTY SHERIFF								
Vote for not more than 1								
01 = Jim Reilly (REP)	102,907		41.99		03 = OVER VOTES		35	
02 = Mike Kelley (DEM)	142,171		58.01		04 = UNDER VOTES		4,429	
	01	02	03	04				
0001 CHANNAHON PCT 001	456	386	0	16				
0002 CHANNAHON PCT 002	529	537	1	22				
0003 CHANNAHON PCT 003	417	451	0	18				
0004 CHANNAHON PCT 004	406	393	0	6				
0005 CHANNAHON PCT 005	414	428	0	17				
0006 CRETE PCT 001	175	614	0	12				
0007 CRETE PCT 002	204	413	0	8				
0008 CRETE PCT 003	251	357	0	16				
0009 CRETE PCT 004	230	545	0	15				
0010 CRETE PCT 005	189	623	0	10				
0011 CRETE PCT 006	348	495	0	15				
0012 CRETE PCT 007	216	573	0	10				
0013 CRETE PCT 008	294	490	0	14				
0014 CRETE PCT 009	312	364	0	6				
0015 CRETE PCT 010	237	265	0	10				
0016 CRETE PCT 011	366	255	0	16				
0017 CRETE PCT 012	327	347	0	6				
0018 CUSTER PCT 001	333	253	0	8				
0019 DU PAGE PCT 001	467	559	0	29				
0020 DU PAGE PCT 002	452	517	0	20				
0021 DU PAGE PCT 003	513	488	0	20				
0022 DU PAGE PCT 004	291	415	0	13				
0023 DU PAGE PCT 005	276	447	0	18				
0024 DU PAGE PCT 006	248	475	0	8				
0025 DU PAGE PCT 007	446	478	1	29				
0026 DU PAGE PCT 008	202	538	0	22				
0027 DU PAGE PCT 009	225	454	0	15				
0028 DU PAGE PCT 010	205	653	0	15				
0029 DU PAGE PCT 011	198	608	0	18				
0030 DU PAGE PCT 012	233	500	0	18				
0031 DU PAGE PCT 013	260	651	1	21				
0032 DU PAGE PCT 014	297	546	0	16				
0033 DU PAGE PCT 015	242	568	0	10				
0034 DU PAGE PCT 016	253	593	0	17				
0035 DU PAGE PCT 017	252	644	0	29				
0036 DU PAGE PCT 018	213	506	0	17				
0037 DU PAGE PCT 019	203	544	0	17				
0038 DU PAGE PCT 020	151	511	0	14				
0039 DU PAGE PCT 021	231	556	0	22				
0040 DU PAGE PCT 022	251	559	0	15				
0041 DU PAGE PCT 023	269	780	0	26				
0042 DU PAGE PCT 024	220	480	0	8				
0043 DU PAGE PCT 025	214	508	0	15				
0044 DU PAGE PCT 026	190	465	0	14				
0045 DU PAGE PCT 027	169	668	0	26				
0046 DU PAGE PCT 028	178	546	0	21				
0047 DU PAGE PCT 029	276	619	0	16				
0048 DU PAGE PCT 030	154	609	0	12				
0049 DU PAGE PCT 031	184	304	0	8				
0050 DU PAGE PCT 032	351	529	0	14				
0051 DU PAGE PCT 033	259	502	1	14				
0052 DU PAGE PCT 034	368	387	1	18				
0053 DU PAGE PCT 035	119	391	1	8				
0054 DU PAGE PCT 036	365	524	0	12				

	VOTES	PERCENT		VOTES	PERCENT
COUNTY SHERIFF					
Vote for not more than 1					
01 = Jim Reilly (REP)	102,907	41.99	03 = OVER VOTES		35
02 = Mike Kelley (DEM)	142,171	58.01	04 = UNDER VOTES		4,429

(CONTINUED FROM PREVIOUS PAGE)

	01	02	03	04
0055 DU PAGE PCT 037	250	436	0	19
0056 FLORENCE PCT 001	197	192	0	7
0057 FRANKFORT PCT 001	612	520	1	17
0058 FRANKFORT PCT 002	559	387	0	19
0059 FRANKFORT PCT 003	413	448	0	21
0060 FRANKFORT PCT 004	390	379	2	13
0061 FRANKFORT PCT 005	611	542	0	17
0062 FRANKFORT PCT 006	415	358	0	14
0063 FRANKFORT PCT 007	394	386	0	25
0064 FRANKFORT PCT 008	415	454	0	22
0065 FRANKFORT PCT 009	401	442	0	19
0066 FRANKFORT PCT 010	339	472	0	22
0067 FRANKFORT PCT 011	663	459	0	18
0068 FRANKFORT PCT 012	410	377	0	24
0069 FRANKFORT PCT 013	390	366	0	13
0070 FRANKFORT PCT 014	370	427	0	15
0071 FRANKFORT PCT 015	347	375	0	12
0072 FRANKFORT PCT 016	472	471	0	21
0073 FRANKFORT PCT 017	773	456	0	26
0074 FRANKFORT PCT 018	501	349	1	24
0075 FRANKFORT PCT 019	348	457	0	10
0076 FRANKFORT PCT 020	403	412	0	16
0077 FRANKFORT PCT 021	441	391	0	18
0078 FRANKFORT PCT 022	493	397	0	25
0079 FRANKFORT PCT 023	492	337	0	20
0080 FRANKFORT PCT 024	350	507	1	17
0081 FRANKFORT PCT 025	463	391	0	18
0082 FRANKFORT PCT 026	513	375	0	14
0083 FRANKFORT PCT 027	405	297	0	20
0084 FRANKFORT PCT 028	531	510	0	24
0085 GREEN GARDEN PCT 001	538	304	0	16
0086 GREEN GARDEN PCT 002	528	349	0	20
0087 HOMER PCT 001	372	333	0	8
0088 HOMER PCT 002	577	397	1	18
0089 HOMER PCT 003	366	372	0	10
0090 HOMER PCT 004	501	399	0	14
0091 HOMER PCT 005	393	305	0	13
0092 HOMER PCT 006	421	373	0	8
0093 HOMER PCT 007	432	387	0	18
0094 HOMER PCT 008	408	372	0	12
0095 HOMER PCT 009	303	351	0	10
0096 HOMER PCT 010	483	460	0	19
0097 HOMER PCT 011	434	397	0	14
0098 HOMER PCT 012	485	389	0	12
0099 HOMER PCT 013	436	414	1	6
0100 HOMER PCT 014	654	624	0	18
0101 HOMER PCT 015	408	557	0	13
0102 HOMER PCT 016	404	356	0	14
0103 HOMER PCT 017	549	383	0	9
0104 HOMER PCT 018	432	506	0	18
0105 JACKSON PCT 001	426	447	0	24
0106 JACKSON PCT 002	386	432	0	14
0107 JOLIET PCT 001	157	570	0	10
0108 JOLIET PCT 002	178	401	0	5
0109 JOLIET PCT 003	160	322	1	7

Abstract of Votes

WILL COUNTY, ILLINOIS
 GENERAL ELECTION
 NOVEMBER 6, 2018

Official Results

	VOTES	PERCENT		VOTES	PERCENT
COUNTY SHERIFF					
Vote for not more than 1					
01 = Jim Reilly (REP)	102,907	41.99	03 = OVER VOTES		35
02 = Mike Kelley (DEM)	142,171	58.01	04 = UNDER VOTES		4,429

(CONTINUED FROM PREVIOUS PAGE)

	01	02	03	04
0110 JOLIET PCT 004	189	398	0	5
0111 JOLIET PCT 005	26	385	0	6
0112 JOLIET PCT 006	33	446	0	4
0113 JOLIET PCT 007	70	493	0	8
0114 JOLIET PCT 008	198	454	0	16
0115 JOLIET PCT 009	133	443	1	6
0116 JOLIET PCT 010	215	402	0	14
0117 JOLIET PCT 011	158	400	0	7
0118 JOLIET PCT 012	110	440	0	6
0119 JOLIET PCT 013	31	427	0	13
0120 JOLIET PCT 014	47	461	1	7
0121 JOLIET PCT 015	111	344	0	5
0122 JOLIET PCT 016	112	504	0	6
0123 JOLIET PCT 017	295	489	0	9
0124 JOLIET PCT 018	370	556	0	14
0125 JOLIET PCT 019	217	447	0	8
0126 JOLIET PCT 020	195	439	0	13
0127 JOLIET PCT 021	275	503	0	12
0128 JOLIET PCT 022	170	487	0	8
0129 JOLIET PCT 023	106	461	0	14
0130 JOLIET PCT 024	126	429	0	4
0131 JOLIET PCT 025	226	459	0	10
0132 JOLIET PCT 026	146	409	0	7
0133 JOLIET PCT 027	45	211	0	2
0134 JOLIET PCT 028	27	403	0	9
0135 JOLIET PCT 029	129	424	0	9
0136 JOLIET PCT 030	192	384	0	9
0137 JOLIET PCT 031	191	392	0	11
0138 JOLIET PCT 032	22	475	0	9
0139 JOLIET PCT 033	233	352	0	18
0140 JOLIET PCT 034	55	455	1	10
0141 JOLIET PCT 035	121	597	0	8
0142 JOLIET PCT 036	73	468	0	4
0143 JOLIET PCT 037	151	448	0	8
0144 LOCKPORT PCT 001	737	656	0	28
0145 LOCKPORT PCT 002	310	590	0	4
0146 LOCKPORT PCT 003	235	520	0	6
0147 LOCKPORT PCT 004	228	371	1	15
0148 LOCKPORT PCT 005	367	402	1	15
0149 LOCKPORT PCT 006	247	659	0	12
0150 LOCKPORT PCT 007	200	673	1	16
0151 LOCKPORT PCT 008	119	622	0	12
0152 LOCKPORT PCT 009	505	762	0	19
0153 LOCKPORT PCT 010	345	439	0	13
0154 LOCKPORT PCT 011	265	483	0	19
0155 LOCKPORT PCT 012	328	447	1	16
0156 LOCKPORT PCT 013	689	773	0	23
0157 LOCKPORT PCT 014	290	426	0	10
0158 LOCKPORT PCT 015	193	486	0	9
0159 LOCKPORT PCT 016	287	543	0	9
0160 LOCKPORT PCT 017	343	541	0	13
0161 LOCKPORT PCT 018	312	493	0	9
0162 LOCKPORT PCT 019	372	492	0	21
0163 LOCKPORT PCT 020	279	370	0	13
0164 LOCKPORT PCT 021	220	461	0	12

Abstract of Votes

WILL COUNTY, ILLINOIS
 GENERAL ELECTION
 NOVEMBER 6, 2018

Official Results

	VOTES	PERCENT		VOTES	PERCENT
COUNTY SHERIFF					
Vote for not more than 1					
01 = Jim Reilly (REP)	102,907	41.99	03 = OVER VOTES		35
02 = Mike Kelley (DEM)	142,171	58.01	04 = UNDER VOTES		4,429

(CONTINUED FROM PREVIOUS PAGE)

	01	02	03	04
0165 LOCKPORT PCT 022	212	353	0	9
0166 LOCKPORT PCT 023	203	312	0	9
0167 LOCKPORT PCT 024	28	383	0	13
0168 MANHATTAN PCT 001	397	431	0	16
0169 MANHATTAN PCT 002	445	513	0	14
0170 MANHATTAN PCT 003	632	538	0	14
0171 MANHATTAN PCT 004	390	432	0	13
0172 MONEE PCT 001	134	450	0	13
0173 MONEE PCT 002	67	610	0	10
0174 MONEE PCT 003	333	423	0	13
0175 MONEE PCT 004	331	507	0	11
0176 MONEE PCT 005	19	572	0	8
0177 MONEE PCT 006	14	437	0	11
0178 MONEE PCT 007	26	642	0	13
0179 MONEE PCT 008	303	351	0	9
0180 NEW LENOX PCT 001	294	386	0	11
0181 NEW LENOX PCT 002	462	331	0	11
0182 NEW LENOX PCT 003	378	344	0	11
0183 NEW LENOX PCT 004	354	292	0	10
0184 NEW LENOX PCT 005	404	408	0	20
0185 NEW LENOX PCT 006	451	370	0	17
0186 NEW LENOX PCT 007	698	460	0	15
0187 NEW LENOX PCT 008	614	385	0	9
0188 NEW LENOX PCT 009	450	454	0	15
0189 NEW LENOX PCT 010	441	412	1	23
0190 NEW LENOX PCT 011	454	458	0	24
0191 NEW LENOX PCT 012	383	349	0	22
0192 NEW LENOX PCT 013	424	438	0	9
0193 NEW LENOX PCT 014	568	651	0	32
0194 NEW LENOX PCT 015	465	402	0	21
0195 NEW LENOX PCT 016	429	429	0	10
0196 NEW LENOX PCT 017	483	432	0	18
0197 NEW LENOX PCT 018	370	403	0	22
0198 NEW LENOX PCT 019	465	503	0	25
0199 NEW LENOX PCT 020	736	603	0	32
0200 PEOTONE PCT 001	488	389	0	17
0201 PEOTONE PCT 002	478	343	0	12
0202 PLAINFIELD PCT 001	411	513	0	20
0203 PLAINFIELD PCT 002	382	498	0	23
0204 PLAINFIELD PCT 003	435	364	0	13
0205 PLAINFIELD PCT 004	113	299	0	9
0206 PLAINFIELD PCT 005	294	507	0	3
0207 PLAINFIELD PCT 006	220	562	0	11
0208 PLAINFIELD PCT 007	238	658	0	12
0209 PLAINFIELD PCT 008	360	505	1	10
0210 PLAINFIELD PCT 009	474	528	0	24
0211 PLAINFIELD PCT 010	360	375	1	12
0212 PLAINFIELD PCT 011	79	262	0	4
0213 PLAINFIELD PCT 012	192	567	1	10
0214 PLAINFIELD PCT 013	547	601	1	16
0215 PLAINFIELD PCT 014	377	438	0	17
0216 PLAINFIELD PCT 015	431	392	0	15
0217 PLAINFIELD PCT 016	394	440	1	9
0218 PLAINFIELD PCT 017	266	516	0	4
0219 PLAINFIELD PCT 018	320	499	0	9

Abstract of Votes

WILL COUNTY, ILLINOIS
GENERAL ELECTION
NOVEMBER 6, 2018

Official Results

	VOTES	PERCENT		VOTES	PERCENT
COUNTY SHERIFF					
Vote for not more than 1					
01 = Jim Reilly (REP)	102,907	41.99	03 = OVER VOTES		35
02 = Mike Kelley (DEM)	142,171	58.01	04 = UNDER VOTES		4,429

(CONTINUED FROM PREVIOUS PAGE)

	01	02	03	04
0220 PLAINFIELD PCT 019	248	494	0	8
0221 PLAINFIELD PCT 020	422	528	0	12
0222 PLAINFIELD PCT 021	288	379	0	9
0223 PLAINFIELD PCT 022	533	589	0	22
0224 PLAINFIELD PCT 023	274	383	0	11
0225 PLAINFIELD PCT 024	326	383	0	9
0226 PLAINFIELD PCT 025	280	483	0	10
0227 PLAINFIELD PCT 026	171	439	0	10
0228 PLAINFIELD PCT 027	233	569	0	7
0229 PLAINFIELD PCT 028	320	471	0	11
0230 PLAINFIELD PCT 029	301	403	0	10
0231 PLAINFIELD PCT 030	308	452	0	12
0232 PLAINFIELD PCT 031	311	418	1	5
0233 PLAINFIELD PCT 032	249	448	0	8
0234 PLAINFIELD PCT 033	319	457	0	7
0235 PLAINFIELD PCT 034	215	346	0	8
0236 PLAINFIELD PCT 035	256	501	0	7
0237 REED PCT 001	392	332	0	14
0238 REED PCT 002	436	369	1	6
0239 REED PCT 003	429	340	0	7
0240 TROY PCT 001	339	718	1	17
0241 TROY PCT 002	254	594	0	5
0242 TROY PCT 003	369	340	0	18
0243 TROY PCT 004	321	395	0	2
0244 TROY PCT 005	298	385	0	10
0245 TROY PCT 006	156	328	1	5
0246 TROY PCT 007	425	708	1	20
0247 TROY PCT 008	490	725	0	18
0248 TROY PCT 009	339	427	0	17
0249 TROY PCT 010	373	461	0	13
0250 TROY PCT 011	537	540	1	26
0251 TROY PCT 012	304	525	0	8
0252 TROY PCT 013	693	783	1	36
0253 TROY PCT 014	410	490	0	20
0254 TROY PCT 015	435	477	0	11
0255 TROY PCT 016	289	567	0	18
0256 TROY PCT 017	507	495	0	15
0257 TROY PCT 018	192	452	0	7
0258 TROY PCT 019	178	542	0	6
0259 TROY PCT 020	450	576	0	27
0260 TROY PCT 021	451	468	0	21
0261 TROY PCT 022	229	235	0	6
0262 WASHINGTON PCT 001	420	357	0	16
0263 WASHINGTON PCT 002	513	374	0	15
0264 WASHINGTON PCT 003	440	279	0	16
0265 WESLEY PCT 001	455	382	0	14
0266 WHEATLAND PCT 001	507	709	1	25
0267 WHEATLAND PCT 002	704	711	0	32
0268 WHEATLAND PCT 003	463	516	0	23
0269 WHEATLAND PCT 004	326	716	0	16
0270 WHEATLAND PCT 005	485	558	0	25
0271 WHEATLAND PCT 006	407	436	0	16
0272 WHEATLAND PCT 007	466	453	0	10
0273 WHEATLAND PCT 008	441	476	0	29
0274 WHEATLAND PCT 009	485	582	0	25

COUNTY SHERIFF

Vote for not more than 1

01 = Jim Reilly (REP)
 02 = Mike Kelley (DEM)

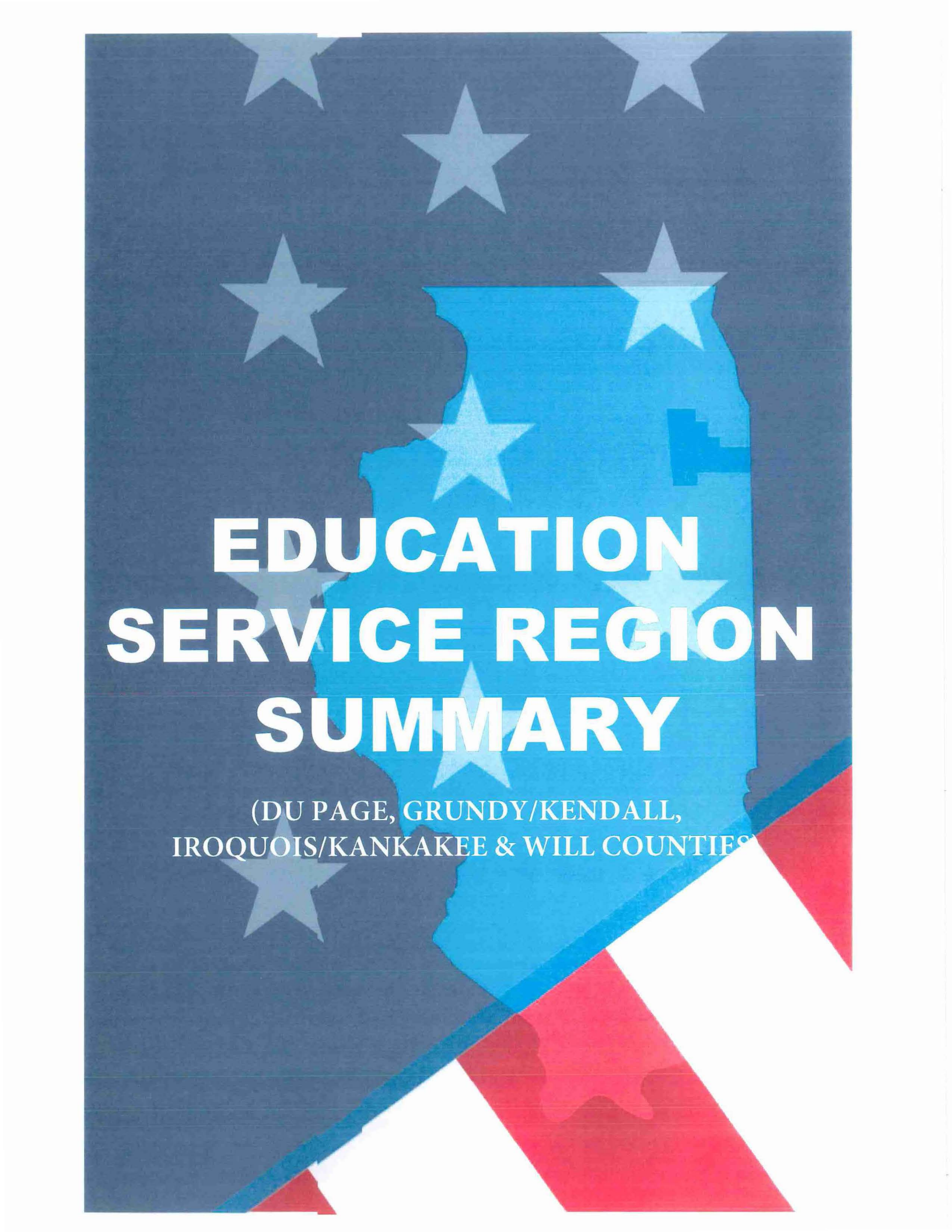
VOTES PERCENT
 102,907 41.99
 142,171 58.01

03 = OVER VOTES
 04 = UNDER VOTES

VOTES PERCENT
 35
 4,429

(CONTINUED FROM PREVIOUS PAGE)

	01	02	03	04
0275 WHEATLAND PCT 010	475	465	0	17
0276 WHEATLAND PCT 011	517	830	0	25
0277 WHEATLAND PCT 012	364	496	0	15
0278 WHEATLAND PCT 013	391	424	0	22
0279 WHEATLAND PCT 014	489	523	0	26
0280 WHEATLAND PCT 015	366	535	0	23
0281 WHEATLAND PCT 016	477	473	0	15
0282 WHEATLAND PCT 017	418	604	0	31
0283 WHEATLAND PCT 018	451	478	0	27
0284 WHEATLAND PCT 019	253	503	0	11
0285 WHEATLAND PCT 020	412	396	0	23
0286 WHEATLAND PCT 021	332	441	0	18
0287 WHEATLAND PCT 022	300	669	0	16
0288 WHEATLAND PCT 023	384	633	0	11
0289 WHEATLAND PCT 024	410	401	0	16
0290 WHEATLAND PCT 025	456	474	0	21
0291 WHEATLAND PCT 026	693	564	0	19
0292 WHEATLAND PCT 027	340	791	0	16
0293 WHEATLAND PCT 028	535	527	0	20
0294 WHEATLAND PCT 029	495	580	0	17
0295 WHEATLAND PCT 030	459	489	0	19
0296 WHEATLAND PCT 031	241	499	0	19
0297 WHEATLAND PCT 032	327	607	0	18
0298 WHEATLAND PCT 033	236	688	0	17
0299 WHEATLAND PCT 034	449	826	0	22
0300 WILL PCT 001	426	222	0	21
0301 WILMINGTON PCT 001	342	365	0	16
0302 WILMINGTON PCT 002	392	271	0	6
0303 WILMINGTON PCT 003	425	379	0	14
0304 WILTON PCT 001	284	159	0	11



**EDUCATION
SERVICE REGION
SUMMARY**

(DU PAGE, GRUNDY/KENDALL,
IROQUOIS/KANKAKEE & WILL COUNTIES)

REGIONAL SUPERINTENDENT OF SCHOOLS (DU PAGE COUNTY)
 Vote for not more than 1
 01 = Darlene J. Ruscitti (REP) 18,763 100.00
 02 = NO CANDIDATE FILED 0

	01	02
0019 DU PAGE PCT 001	785	0
0020 DU PAGE PCT 002	749	0
0021 DU PAGE PCT 003	784	0
0022 DU PAGE PCT 004	325	0
0025 DU PAGE PCT 007	705	0
0027 DU PAGE PCT 009	7	0
0032 DU PAGE PCT 014	15	0
0267 WHEATLAND PCT 002	1088	0
0268 WHEATLAND PCT 003	744	0
0269 WHEATLAND PCT 004	683	0
0270 WHEATLAND PCT 005	792	0
0271 WHEATLAND PCT 006	672	0
0272 WHEATLAND PCT 007	693	0
0273 WHEATLAND PCT 008	708	0
0274 WHEATLAND PCT 009	839	0
0275 WHEATLAND PCT 010	746	0
0276 WHEATLAND PCT 011	940	0
0277 WHEATLAND PCT 012	638	0
0278 WHEATLAND PCT 013	637	0
0279 WHEATLAND PCT 014	791	0
0280 WHEATLAND PCT 015	667	0
0281 WHEATLAND PCT 016	468	0
0282 WHEATLAND PCT 017	730	0
0283 WHEATLAND PCT 018	743	0
0284 WHEATLAND PCT 019	513	0
0285 WHEATLAND PCT 020	624	0
0286 WHEATLAND PCT 021	579	0
0287 WHEATLAND PCT 022	535	0
0288 WHEATLAND PCT 023	205	0
0289 WHEATLAND PCT 024	358	0

This political subdivision has been canvassed by the election authority in which their principal office is located.

VOTES PERCENT

REGIONAL SUPERINTENDENT OF SCHOOLS
(GRUNDY AND KENDALL COUNTIES)

Vote for not more than 1

01 = Christopher D. Mehochko (REP)

02 = NO CANDIDATE FILED

3,024 100.00
0

	01	02
0266 WHEATLAND PCT 001	254	0
0288 WHEATLAND PCT 023	201	0
0296 WHEATLAND PCT 031	516	0
0297 WHEATLAND PCT 032	651	0
0298 WHEATLAND PCT 033	563	0
0299 WHEATLAND PCT 034	839	0
0302 WILMINGTON PCT 002	0	0

This political subdivision has been canvassed by the election authority in which their principal office is located.

REGIONAL SUPERINTENDENT OF SCHOOLS
(IROQUOIS AND KANKAKEE COUNTIES)

VOTES PERCENT

Vote for not more than 1

01 = Gregg Murphy (REP)

02 = NO CANDIDATE FILED

16 100.00

0

01 02

16 0

0265 WESLEY PCT 001

This political subdivision has been canvassed by the election authority in which their principal office is located.

Abstract of Votes

WILL COUNTY, ILLINOIS
 GENERAL ELECTION
 NOVEMBER 6, 2018

Official Results

	VOTES PERCENT				VOTES PERCENT	
REGIONAL SUPERINTENDENT OF SCHOOLS (WILL COUNTY)						
Vote for not more than 1						
01 = NO CANDIDATE FILED			0		03 = OVER VOTES	0
02 = Shawn Walsh (DEM)			166,920	100.00	04 = UNDER VOTES	52,652
	01	02	03	04		
0001 CHANNAHON PCT 001	0	631	0	227		
0002 CHANNAHON PCT 002	0	816	0	273		
0003 CHANNAHON PCT 003	0	632	0	254		
0004 CHANNAHON PCT 004	0	607	0	198		
0005 CHANNAHON PCT 005	0	617	0	242		
0006 CRETE PCT 001	0	660	0	141		
0007 CRETE PCT 002	0	482	0	143		
0008 CRETE PCT 003	0	465	0	159		
0009 CRETE PCT 004	0	603	0	187		
0010 CRETE PCT 005	0	675	0	147		
0011 CRETE PCT 006	0	607	0	251		
0012 CRETE PCT 007	0	639	0	160		
0013 CRETE PCT 008	0	564	0	234		
0014 CRETE PCT 009	0	470	0	212		
0015 CRETE PCT 010	0	317	0	195		
0016 CRETE PCT 011	0	355	0	282		
0017 CRETE PCT 012	0	431	0	249		
0018 CUSTER PCT 001	0	397	0	197		
0019 DU PAGE PCT 001	0	1	0	3		
0022 DU PAGE PCT 004	0	209	0	56		
0023 DU PAGE PCT 005	0	556	0	185		
0024 DU PAGE PCT 006	0	577	0	154		
0026 DU PAGE PCT 008	0	622	0	140		
0027 DU PAGE PCT 009	0	549	0	135		
0028 DU PAGE PCT 010	0	716	0	157		
0029 DU PAGE PCT 011	0	686	0	138		
0030 DU PAGE PCT 012	0	603	0	148		
0031 DU PAGE PCT 013	0	768	0	165		
0032 DU PAGE PCT 014	0	648	0	189		
0033 DU PAGE PCT 015	0	681	0	139		
0034 DU PAGE PCT 016	0	714	0	149		
0035 DU PAGE PCT 017	0	773	0	152		
0036 DU PAGE PCT 018	0	602	0	134		
0037 DU PAGE PCT 019	0	630	0	134		
0038 DU PAGE PCT 020	0	580	0	96		
0039 DU PAGE PCT 021	0	637	0	172		
0040 DU PAGE PCT 022	0	682	0	143		
0041 DU PAGE PCT 023	0	922	0	153		
0042 DU PAGE PCT 024	0	577	0	131		
0043 DU PAGE PCT 025	0	605	0	132		
0044 DU PAGE PCT 026	0	542	0	127		
0045 DU PAGE PCT 027	0	735	0	128		
0046 DU PAGE PCT 028	0	630	0	115		
0047 DU PAGE PCT 029	0	762	0	149		
0048 DU PAGE PCT 030	0	684	0	91		
0049 DU PAGE PCT 031	0	400	0	96		
0050 DU PAGE PCT 032	0	718	0	176		
0051 DU PAGE PCT 033	0	622	0	154		
0052 DU PAGE PCT 034	0	567	0	207		
0053 DU PAGE PCT 035	0	460	0	59		
0054 DU PAGE PCT 036	0	722	0	179		
0055 DU PAGE PCT 037	0	579	0	126		
0056 FLORENCE PCT 001	0	273	0	123		
0057 FRANKFORT PCT 001	0	826	0	324		

	VOTES	PERCENT		VOTES	PERCENT
REGIONAL SUPERINTENDENT OF SCHOOLS (WILL COUNTY)					
Vote for not more than 1					
01 = NO CANDIDATE FILED	0		03 = OVER VOTES	0	
02 = Shawn Walsh (DEM)	166,920	100.00	04 = UNDER VOTES	52,652	

(CONTINUED FROM PREVIOUS PAGE)

	01	02	03	04
0058 FRANKFORT PCT 002	0	632	0	333
0059 FRANKFORT PCT 003	0	668	0	214
0060 FRANKFORT PCT 004	0	567	0	217
0061 FRANKFORT PCT 005	0	818	0	352
0062 FRANKFORT PCT 006	0	548	0	239
0063 FRANKFORT PCT 007	0	564	0	241
0064 FRANKFORT PCT 008	0	654	0	237
0065 FRANKFORT PCT 009	0	631	0	231
0066 FRANKFORT PCT 010	0	608	0	225
0067 FRANKFORT PCT 011	0	723	0	417
0068 FRANKFORT PCT 012	0	574	0	237
0069 FRANKFORT PCT 013	0	543	0	226
0070 FRANKFORT PCT 014	0	592	0	220
0071 FRANKFORT PCT 015	0	534	0	200
0072 FRANKFORT PCT 016	0	669	0	295
0073 FRANKFORT PCT 017	0	748	0	507
0074 FRANKFORT PCT 018	0	568	0	307
0075 FRANKFORT PCT 019	0	630	0	185
0076 FRANKFORT PCT 020	0	606	0	225
0077 FRANKFORT PCT 021	0	591	0	259
0078 FRANKFORT PCT 022	0	611	0	304
0079 FRANKFORT PCT 023	0	546	0	303
0080 FRANKFORT PCT 024	0	650	0	225
0081 FRANKFORT PCT 025	0	582	0	290
0082 FRANKFORT PCT 026	0	566	0	336
0083 FRANKFORT PCT 027	0	473	0	249
0084 FRANKFORT PCT 028	0	705	0	360
0085 GREEN GARDEN PCT 001	0	483	0	375
0086 GREEN GARDEN PCT 002	0	539	0	358
0087 HOMER PCT 001	0	497	0	216
0088 HOMER PCT 002	0	643	0	350
0089 HOMER PCT 003	0	528	0	220
0090 HOMER PCT 004	0	599	0	315
0091 HOMER PCT 005	0	469	0	242
0092 HOMER PCT 006	0	556	0	246
0093 HOMER PCT 007	0	594	0	243
0094 HOMER PCT 008	0	529	0	263
0095 HOMER PCT 009	0	477	0	187
0096 HOMER PCT 010	0	664	0	298
0097 HOMER PCT 011	0	594	0	251
0098 HOMER PCT 012	0	579	0	307
0099 HOMER PCT 013	0	606	0	251
0100 HOMER PCT 014	0	936	0	360
0101 HOMER PCT 015	0	727	0	251
0102 HOMER PCT 016	0	541	0	233
0103 HOMER PCT 017	0	592	0	349
0104 HOMER PCT 018	0	727	0	229
0105 JACKSON PCT 001	0	705	0	192
0106 JACKSON PCT 002	0	643	0	189
0107 JOLIET PCT 001	0	651	0	86
0108 JOLIET PCT 002	0	481	0	103
0109 JOLIET PCT 003	0	424	0	66
0110 JOLIET PCT 004	0	499	0	93
0111 JOLIET PCT 005	0	392	0	25
0112 JOLIET PCT 006	0	464	0	19

	VOTES	PERCENT	VOTES	PERCENT
REGIONAL SUPERINTENDENT OF SCHOOLS (WILL COUNTY)				
Vote for not more than 1				
01 = NO CANDIDATE FILED	0		03 = OVER VOTES	0
02 = Shawn Walsh (DEM)	166,920	100.00	04 = UNDER VOTES	52,652

(CONTINUED FROM PREVIOUS PAGE)

	01	02	03	04
0113 JOLIET PCT 007	0	519	0	52
0114 JOLIET PCT 008	0	552	0	116
0115 JOLIET PCT 009	0	513	0	70
0116 JOLIET PCT 010	0	504	0	127
0117 JOLIET PCT 011	0	496	0	69
0118 JOLIET PCT 012	0	494	0	62
0119 JOLIET PCT 013	0	446	0	25
0120 JOLIET PCT 014	0	481	0	35
0121 JOLIET PCT 015	0	403	0	57
0122 JOLIET PCT 016	0	575	0	47
0123 JOLIET PCT 017	0	639	0	154
0124 JOLIET PCT 018	0	703	0	237
0125 JOLIET PCT 019	0	546	0	126
0126 JOLIET PCT 020	0	546	0	101
0127 JOLIET PCT 021	0	638	0	152
0128 JOLIET PCT 022	0	561	0	104
0129 JOLIET PCT 023	0	513	0	68
0130 JOLIET PCT 024	0	494	0	65
0131 JOLIET PCT 025	0	577	0	118
0132 JOLIET PCT 026	0	490	0	72
0133 JOLIET PCT 027	0	235	0	23
0134 JOLIET PCT 028	0	413	0	26
0135 JOLIET PCT 029	0	484	0	78
0136 JOLIET PCT 030	0	490	0	95
0137 JOLIET PCT 031	0	500	0	94
0138 JOLIET PCT 032	0	492	0	14
0139 JOLIET PCT 033	0	489	0	114
0140 JOLIET PCT 034	0	483	0	38
0141 JOLIET PCT 035	0	662	0	64
0142 JOLIET PCT 036	0	497	0	48
0143 JOLIET PCT 037	0	523	0	84
0144 LOCKPORT PCT 001	0	998	0	423
0145 LOCKPORT PCT 002	0	732	0	172
0146 LOCKPORT PCT 003	0	653	0	108
0147 LOCKPORT PCT 004	0	487	0	128
0148 LOCKPORT PCT 005	0	533	0	252
0149 LOCKPORT PCT 006	0	788	0	130
0150 LOCKPORT PCT 007	0	772	0	118
0151 LOCKPORT PCT 008	0	698	0	55
0152 LOCKPORT PCT 009	0	1029	0	257
0153 LOCKPORT PCT 010	0	612	0	185
0154 LOCKPORT PCT 011	0	555	0	212
0155 LOCKPORT PCT 012	0	549	0	243
0156 LOCKPORT PCT 013	0	1103	0	382
0157 LOCKPORT PCT 014	0	558	0	168
0158 LOCKPORT PCT 015	0	588	0	100
0159 LOCKPORT PCT 016	0	635	0	204
0160 LOCKPORT PCT 017	0	614	0	283
0161 LOCKPORT PCT 018	0	595	0	219
0162 LOCKPORT PCT 019	0	627	0	258
0163 LOCKPORT PCT 020	0	515	0	147
0164 LOCKPORT PCT 021	0	547	0	146
0165 LOCKPORT PCT 022	0	460	0	114
0166 LOCKPORT PCT 023	0	412	0	112
0167 LOCKPORT PCT 024	0	388	0	36

	VOTES	PERCENT		VOTES	PERCENT
REGIONAL SUPERINTENDENT OF SCHOOLS (WILL COUNTY)					
Vote for not more than 1					
01 = NO CANDIDATE FILED	0		03 = OVER VOTES	0	
02 = Shawn Walsh (DEM)	166,920	100.00	04 = UNDER VOTES	52,652	

(CONTINUED FROM PREVIOUS PAGE)

	01	02	03	04
0168 MANHATTAN PCT 001	0	610	0	234
0169 MANHATTAN PCT 002	0	699	0	273
0170 MANHATTAN PCT 003	0	813	0	371
0171 MANHATTAN PCT 004	0	610	0	225
0172 MONEE PCT 001	0	512	0	85
0173 MONEE PCT 002	0	631	0	56
0174 MONEE PCT 003	0	499	0	270
0175 MONEE PCT 004	0	622	0	227
0176 MONEE PCT 005	0	579	0	20
0177 MONEE PCT 006	0	433	0	29
0178 MONEE PCT 007	0	648	0	33
0179 MONEE PCT 008	0	454	0	209
0180 NEW LENOX PCT 001	0	544	0	147
0181 NEW LENOX PCT 002	0	536	0	268
0182 NEW LENOX PCT 003	0	515	0	218
0183 NEW LENOX PCT 004	0	456	0	200
0184 NEW LENOX PCT 005	0	598	0	234
0185 NEW LENOX PCT 006	0	579	0	259
0186 NEW LENOX PCT 007	0	750	0	423
0187 NEW LENOX PCT 008	0	660	0	348
0188 NEW LENOX PCT 009	0	663	0	256
0189 NEW LENOX PCT 010	0	622	0	255
0190 NEW LENOX PCT 011	0	652	0	284
0191 NEW LENOX PCT 012	0	550	0	204
0192 NEW LENOX PCT 013	0	636	0	235
0193 NEW LENOX PCT 014	0	900	0	351
0194 NEW LENOX PCT 015	0	605	0	283
0195 NEW LENOX PCT 016	0	629	0	239
0196 NEW LENOX PCT 017	0	672	0	261
0197 NEW LENOX PCT 018	0	537	0	258
0198 NEW LENOX PCT 019	0	703	0	290
0199 NEW LENOX PCT 020	0	872	0	499
0200 PEOTONE PCT 001	0	583	0	311
0201 PEOTONE PCT 002	0	529	0	304
0202 PLAINFIELD PCT 001	0	727	0	217
0203 PLAINFIELD PCT 002	0	690	0	213
0204 PLAINFIELD PCT 003	0	557	0	255
0205 PLAINFIELD PCT 004	0	367	0	54
0206 PLAINFIELD PCT 005	0	675	0	129
0207 PLAINFIELD PCT 006	0	670	0	123
0208 PLAINFIELD PCT 007	0	808	0	100
0209 PLAINFIELD PCT 008	0	696	0	180
0210 PLAINFIELD PCT 009	0	785	0	241
0211 PLAINFIELD PCT 010	0	544	0	204
0212 PLAINFIELD PCT 011	0	311	0	34
0213 PLAINFIELD PCT 012	0	667	0	103
0214 PLAINFIELD PCT 013	0	884	0	281
0215 PLAINFIELD PCT 014	0	644	0	188
0216 PLAINFIELD PCT 015	0	626	0	212
0217 PLAINFIELD PCT 016	0	644	0	200
0218 PLAINFIELD PCT 017	0	672	0	114
0219 PLAINFIELD PCT 018	0	682	0	146
0220 PLAINFIELD PCT 019	0	626	0	124
0221 PLAINFIELD PCT 020	0	750	0	212
0222 PLAINFIELD PCT 021	0	539	0	137

	VOTES PERCENT				VOTES	PERCENT
REGIONAL SUPERINTENDENT OF SCHOOLS (WILL COUNTY)						
Vote for not more than 1						
01 = NO CANDIDATE FILED					0	03 = OVER VOTES
02 = Shawn Walsh (DEM)					166,920	100.00
04 = UNDER VOTES						
52,652						
(CONTINUED FROM PREVIOUS PAGE)	01	02	03	04		
0223 PLAINFIELD PCT 022	0	874	0	270		
0224 PLAINFIELD PCT 023	0	530	0	138		
0225 PLAINFIELD PCT 024	0	580	0	138		
0226 PLAINFIELD PCT 025	0	648	0	125		
0227 PLAINFIELD PCT 026	0	535	0	85		
0228 PLAINFIELD PCT 027	0	710	0	99		
0229 PLAINFIELD PCT 028	0	655	0	147		
0230 PLAINFIELD PCT 029	0	569	0	145		
0231 PLAINFIELD PCT 030	0	615	0	157		
0232 PLAINFIELD PCT 031	0	591	0	144		
0233 PLAINFIELD PCT 032	0	588	0	117		
0234 PLAINFIELD PCT 033	0	624	0	159		
0235 PLAINFIELD PCT 034	0	458	0	111		
0236 PLAINFIELD PCT 035	0	637	0	127		
0237 REED PCT 001	0	555	0	183		
0238 REED PCT 002	0	592	0	220		
0239 REED PCT 003	0	583	0	193		
0240 TROY PCT 001	0	927	0	148		
0241 TROY PCT 002	0	726	0	127		
0242 TROY PCT 003	0	523	0	204		
0243 TROY PCT 004	0	574	0	144		
0244 TROY PCT 005	0	545	0	148		
0245 TROY PCT 006	0	403	0	87		
0246 TROY PCT 007	0	910	0	244		
0247 TROY PCT 008	0	984	0	249		
0248 TROY PCT 009	0	591	0	192		
0249 TROY PCT 010	0	639	0	208		
0250 TROY PCT 011	0	747	0	357		
0251 TROY PCT 012	0	675	0	162		
0252 TROY PCT 013	0	1020	0	493		
0253 TROY PCT 014	0	693	0	227		
0254 TROY PCT 015	0	651	0	272		
0255 TROY PCT 016	0	706	0	168		
0256 TROY PCT 017	0	693	0	324		
0257 TROY PCT 018	0	556	0	95		
0258 TROY PCT 019	0	631	0	95		
0259 TROY PCT 020	0	788	0	265		
0260 TROY PCT 021	0	675	0	265		
0261 TROY PCT 022	0	336	0	134		
0262 WASHINGTON PCT 001	0	502	0	291		
0263 WASHINGTON PCT 002	0	515	0	387		
0264 WASHINGTON PCT 003	0	430	0	305		
0265 WESLEY PCT 001	0	601	0	232		
0266 WHEATLAND PCT 001	0	702	0	189		
0276 WHEATLAND PCT 011	0	41	0	15		
0281 WHEATLAND PCT 016	0	292	0	92		
0284 WHEATLAND PCT 019	0	3	0	0		
0287 WHEATLAND PCT 022	0	175	0	35		
0288 WHEATLAND PCT 023	0	379	0	77		
0289 WHEATLAND PCT 024	0	257	0	90		
0290 WHEATLAND PCT 025	0	734	0	217		
0291 WHEATLAND PCT 026	0	915	0	361		
0292 WHEATLAND PCT 027	0	968	0	179		
0293 WHEATLAND PCT 028	0	802	0	280		
0294 WHEATLAND PCT 029	0	859	0	233		

	VOTES		PERCENT			VOTES		PERCENT	
REGIONAL SUPERINTENDENT OF SCHOOLS (WILL COUNTY)									
Vote for not more than 1									
01 = NO CANDIDATE FILED			0		03 = OVER VOTES		0		
02 = Shawn Walsh (DEM)		166,920		100.00	04 = UNDER VOTES		52,652		

(CONTINUED FROM PREVIOUS PAGE)	01	02	03	04					

0295 WHEATLAND PCT 030	0	699	0	268					
0300 WILL PCT 001	0	382	0	287					
0301 WILMINGTON PCT 001	0	545	0	178					
0302 WILMINGTON PCT 002	0	481	0	188					
0303 WILMINGTON PCT 003	0	599	0	219					
0304 WILTON PCT 001	0	265	0	189					

KANKAKEE COUNTY

Statement of Votes Cast
2018 General Election

Date:11/20/18
Time:15:10:22
Page:29 of 56

SOVC For Jurisdiction Wide, All Counters, All Races

	REG SUP (WILL)			
	Reg. Voters	Times Counted	Total Votes	SHAWN WALSH (DEM)
Jurisdiction Wide				
ESSEX	650	403	316	316 100.00%
Total	650	403	316	316 100.00%

JURISDICTIONAL CANVASS

KENDALL COUNTY, ILLINOIS
NOVEMBER 6, 2018

REPORT-EL86 PAGE 009

RUN DATE:11/20/18 03:31 PM

WITH 5 OF 5 PRECINCTS REPORTING

VOTES PERCENT

VOTES PERCENT

01 = BALLOTS CAST

2,524

REGL SUPT OF SCHOOLS-WILL

Vote for 1

02 = NO CANDIDATE FILED (REP)

0

03 = SHAWN WALSH (DEM)

2,017 100.00

04 = OVER VOTES

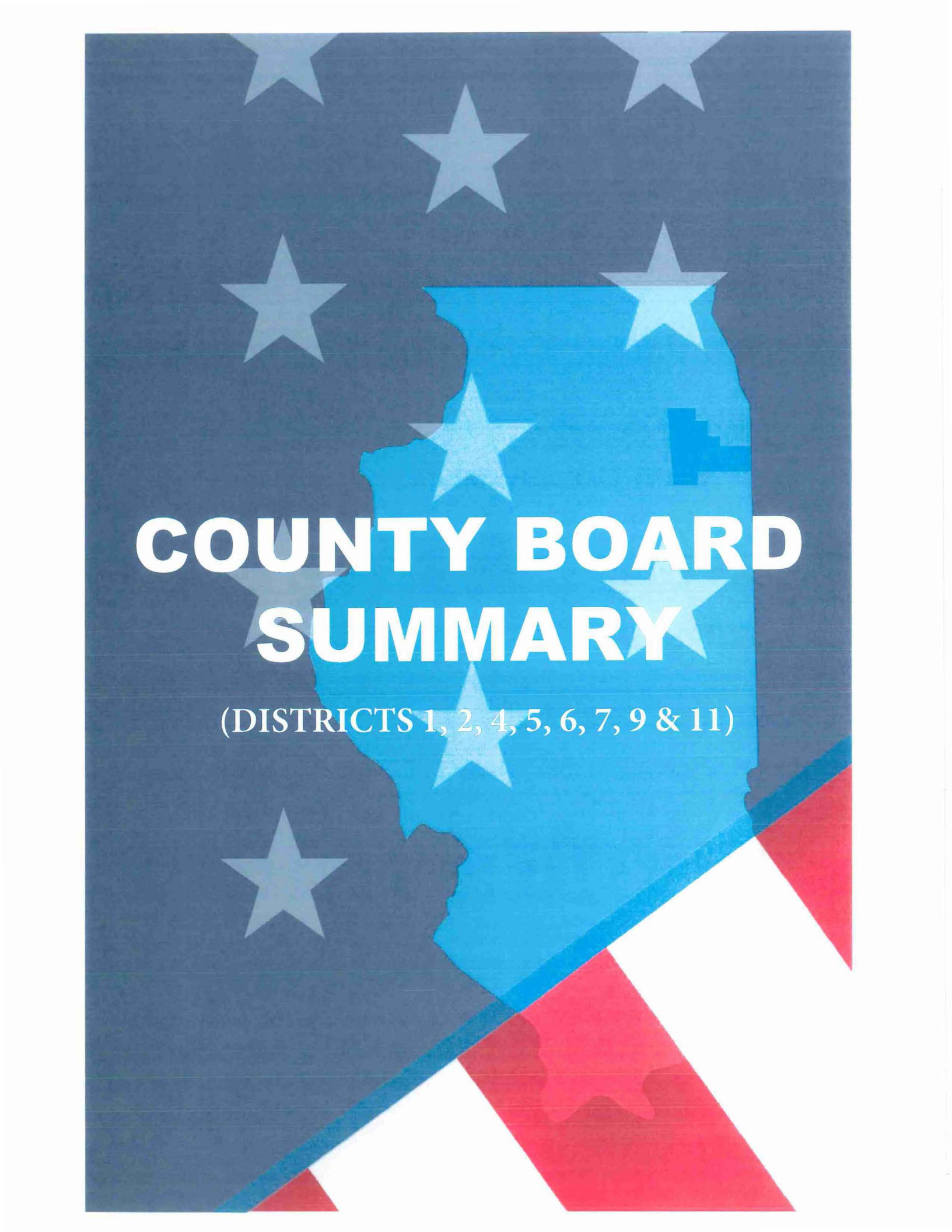
0

05 = UNDER VOTES

507

	01	02	03	04	05
--	----	----	----	----	----

0077 NA AU SAY 1	32	0	16	0	16
0078 NA AU SAY 2	929	0	743	0	186
0079 NA AU SAY 3	518	0	417	0	101
0080 NA AU SAY 4	561	0	443	0	118
0081 NA AU SAY 5	484	0	398	0	86

A stylized graphic of a county map. The map is light blue and centered on a dark blue background. The background is decorated with several light blue stars. The bottom right corner of the image features a red and white diagonal striped pattern, reminiscent of the American flag. The text 'COUNTY BOARD SUMMARY' is written in large, bold, white capital letters across the center of the map.

COUNTY BOARD SUMMARY

(DISTRICTS 1, 2, 4, 5, 6, 7, 9 & 11)

Abstract of Votes

County Board District 1
GENERAL ELECTION
NOVEMBER 6, 2018

Official Results

	VOTES PERCENT						VOTES PERCENT	
	01	02	03	04	05	06		
01 = BALLOTS CAST	18,761							
	COUNTY BOARD MEMBER DISTRICT ONE							
	Vote for not more than 2							
	02 = Judy Ogalla (REP)						8,182	34.89
	03 = Laurie Summers (DEM)						9,592	40.90
	04 = Bob Howard (DEM)						5,680	24.22
	05 = OVER VOTES						0	
	06 = UNDER VOTES						14,068	

	01	02	03	04	05	06		

0006 CRETE PCT 001	801	193	526	277	0	606		
0007 CRETE PCT 002	625	213	363	184	0	490		
0008 CRETE PCT 003	624	270	350	190	0	438		
0009 CRETE PCT 004	790	247	479	305	0	549		
0010 CRETE PCT 005	822	216	528	300	0	600		
0011 CRETE PCT 006	858	392	420	239	0	665		
0012 CRETE PCT 007	799	245	501	285	0	567		
0013 CRETE PCT 008	798	336	418	238	0	604		
0014 CRETE PCT 009	682	351	308	193	0	512		
0015 CRETE PCT 010	512	254	254	129	0	387		
0016 CRETE PCT 011	637	384	231	142	0	517		
0017 CRETE PCT 012	680	356	314	156	0	534		
0172 MONEE PCT 001	597	157	394	212	0	431		
0173 MONEE PCT 002	687	75	542	288	0	469		
0174 MONEE PCT 003	769	384	328	190	0	636		
0175 MONEE PCT 004	849	391	402	225	0	680		
0176 MONEE PCT 005	599	13	506	289	0	390		
0177 MONEE PCT 006	462	25	393	199	0	307		
0178 MONEE PCT 007	681	39	561	354	0	408		
0179 MONEE PCT 008	663	376	263	149	0	538		
0200 PEOTONE PCT 001	894	654	268	138	0	728		
0201 PEOTONE PCT 002	833	601	231	138	0	696		
0262 WASHINGTON PCT 001	793	449	312	291	0	534		
0263 WASHINGTON PCT 002	902	547	299	279	0	679		
0264 WASHINGTON PCT 003	735	485	256	208	0	521		
0300 WILL PCT 001	669	529	145	82	0	582		

01 = BALLOTS CAST

VOTES PERCENT
 22,279

COUNTY BOARD MEMBER DISTRICT TWO

Vote for not more than 2
 02 = James (Jim) Moustis (REP)
 03 = Keith Ogle (REP)
 04 = Amanda L. Koch (DEM)
 05 = OVER VOTES
 06 = UNDER VOTES

VOTES PERCENT
 11,216 37.19
 8,467 28.07
 10,476 34.74
 1
 14,397

	01	02	03	04	05	06
0059 FRANKFORT PCT 003	882	418	269	479	0	598
0064 FRANKFORT PCT 008	891	456	273	445	0	608
0065 FRANKFORT PCT 009	862	443	261	426	0	594
0066 FRANKFORT PCT 010	833	392	215	451	0	608
0067 FRANKFORT PCT 011	1140	607	511	470	0	692
0070 FRANKFORT PCT 014	812	378	242	433	0	571
0071 FRANKFORT PCT 015	734	357	257	366	0	488
0072 FRANKFORT PCT 016	964	483	331	471	0	643
0074 FRANKFORT PCT 018	875	486	434	336	1	492
0075 FRANKFORT PCT 019	815	350	253	459	0	568
0076 FRANKFORT PCT 020	831	389	293	439	0	541
0077 FRANKFORT PCT 021	850	424	361	402	0	513
0078 FRANKFORT PCT 022	915	465	433	407	0	525
0079 FRANKFORT PCT 023	849	451	428	337	0	482
0080 FRANKFORT PCT 024	875	342	266	503	0	639
0081 FRANKFORT PCT 025	872	461	431	390	0	462
0082 FRANKFORT PCT 026	902	474	380	377	0	573
0083 FRANKFORT PCT 027	722	389	291	302	0	462
0084 FRANKFORT PCT 028	1065	534	376	485	0	735
0085 GREEN GARDEN PCT 001	858	550	373	282	0	511
0086 GREEN GARDEN PCT 002	897	558	360	307	0	569
0168 MANHATTAN PCT 001	844	379	274	436	0	599
0169 MANHATTAN PCT 002	972	454	362	494	0	634
0170 MANHATTAN PCT 003	1184	614	450	556	0	748
0171 MANHATTAN PCT 004	835	362	343	423	0	542

	VOTES PERCENT		VOTES PERCENT			
01 = BALLOTS CAST	16,429					
	COUNTY BOARD MEMBER DISTRICT FOUR					
	Vote for not more than 2					
				0		
				9,907 54.38		
				8,310 45.62		
				0		
				14,641		

	01	02	03	04	05	06

0022 DU PAGE PCT 004	719	0	427	315	0	696
0023 DU PAGE PCT 005	741	0	414	376	0	692
0024 DU PAGE PCT 006	731	0	433	390	0	639
0026 DU PAGE PCT 008	762	0	466	373	0	685
0028 DU PAGE PCT 010	873	0	518	477	0	751
0029 DU PAGE PCT 011	824	0	491	428	0	729
0030 DU PAGE PCT 012	751	0	419	386	0	697
0031 DU PAGE PCT 013	933	0	564	447	0	855
0034 DU PAGE PCT 016	863	0	559	453	0	714
0035 DU PAGE PCT 017	925	0	576	463	0	811
0036 DU PAGE PCT 018	736	0	450	380	0	642
0037 DU PAGE PCT 019	764	0	464	383	0	681
0038 DU PAGE PCT 020	676	0	415	343	0	594
0039 DU PAGE PCT 021	809	0	479	368	0	771
0040 DU PAGE PCT 022	825	0	498	416	0	736
0042 DU PAGE PCT 024	708	0	442	360	0	614
0043 DU PAGE PCT 025	737	0	444	375	0	655
0044 DU PAGE PCT 026	669	0	389	320	0	629
0045 DU PAGE PCT 027	863	0	521	469	0	736
0046 DU PAGE PCT 028	745	0	441	373	0	676
0048 DU PAGE PCT 030	775	0	497	415	0	638

01 = BALLOTS CAST

VOTES PERCENT
 19,003

COUNTY BOARD MEMBER DISTRICT FIVE

Vote for not more than 2

- 02 = Gretchen Fritz (REP)
- 03 = Darren Bennefield (REP)
- 04 = Meta Mueller (DEM)
- 05 = Mazyar M. Hedayat (DEM)
- 06 = OVER VOTES
- 07 = UNDER VOTES

VOTES PERCENT
 8,321 27.29
 6,427 21.08
 9,103 29.85
 6,640 21.78
 5
 7,505

	01	02	03	04	05	06	07
0202 PLAINFIELD PCT 001	944	412	315	448	341	0	372
0203 PLAINFIELD PCT 002	903	392	298	433	311	0	372
0204 PLAINFIELD PCT 003	812	467	365	295	230	1	265
0205 PLAINFIELD PCT 004	421	99	75	264	191	0	213
0209 PLAINFIELD PCT 008	876	390	303	418	329	0	312
0210 PLAINFIELD PCT 009	1026	527	412	443	321	0	349
0211 PLAINFIELD PCT 010	748	393	317	310	217	0	259
0214 PLAINFIELD PCT 013	1165	596	477	500	373	0	384
0215 PLAINFIELD PCT 014	832	410	340	357	252	0	305
0266 WHEATLAND PCT 001	1242	518	389	600	438	1	537
0281 WHEATLAND PCT 016	965	491	379	420	298	0	342
0288 WHEATLAND PCT 023	1028	396	285	540	403	0	432
0290 WHEATLAND PCT 025	951	462	360	394	301	0	385
0293 WHEATLAND PCT 028	1082	547	412	445	333	1	425
0294 WHEATLAND PCT 029	1092	497	389	519	376	0	403
0295 WHEATLAND PCT 030	967	463	372	407	315	0	377
0296 WHEATLAND PCT 031	759	249	183	431	319	0	336
0297 WHEATLAND PCT 032	952	324	235	534	375	1	434
0298 WHEATLAND PCT 033	941	241	190	596	423	1	430
0299 WHEATLAND PCT 034	1297	447	331	749	494	0	573

01 = BALLOTS CAST

VOTES PERCENT
 23,224

COUNTY BOARD MEMBER DISTRICT SIX

VOTES PERCENT

Vote for not more than 2

02 = Don Gould (REP)

13,374 42.53

03 = Debbie Militello (REP)

8,100 25.76

04 = Joe VanDuyne (DEM)

9,975 31.72

05 = OVER VOTES

8

06 = UNDER VOTES

14,983

 01 02 03 04 05 06

0001 CHANNAHON PCT 001	858	526	368	300	0	522
0002 CHANNAHON PCT 002	1089	615	478	422	1	661
0003 CHANNAHON PCT 003	886	478	358	380	0	556
0004 CHANNAHON PCT 004	805	460	342	337	0	471
0005 CHANNAHON PCT 005	859	456	317	356	0	589
0018 CUSTER PCT 001	594	356	205	225	0	402
0056 FLORENCE PCT 001	396	218	112	197	0	265
0105 JACKSON PCT 001	897	564	201	475	0	554
0106 JACKSON PCT 002	832	512	218	454	1	478
0139 JOLIET PCT 033	603	332	126	284	0	464
0237 REED PCT 001	738	404	239	318	0	515
0238 REED PCT 002	812	467	277	342	0	538
0239 REED PCT 003	776	444	253	323	0	532
0242 TROY PCT 003	727	440	265	287	0	462
0246 TROY PCT 007	1154	543	339	588	0	838
0249 TROY PCT 010	847	490	296	354	0	554
0252 TROY PCT 013	1513	841	609	651	1	923
0253 TROY PCT 014	920	570	326	362	0	582
0254 TROY PCT 015	923	541	337	400	1	566
0256 TROY PCT 017	1017	648	376	371	3	633
0259 TROY PCT 020	1053	584	325	478	0	719
0260 TROY PCT 021	940	585	300	345	0	650
0261 TROY PCT 022	470	346	190	144	0	260
0265 WESLEY PCT 001	851	499	284	370	0	549
0301 WILMINGTON PCT 001	723	357	258	374	1	455
0302 WILMINGTON PCT 002	669	367	228	291	0	452
0303 WILMINGTON PCT 003	818	426	273	413	0	524
0304 WILTON PCT 001	454	305	200	134	0	269

Abstract of Votes

County Board District 7
 GENERAL ELECTION
 NOVEMBER 6, 2018

Official Results

01 = BALLOTS CAST

VOTES PERCENT
 20,230

COUNTY BOARD MEMBER DISTRICT SEVEN

Vote for not more than 2
 02 = Stephen J. Balich (REP)
 03 = Mike Fricilone (REP)
 04 = Kyle P. Killacky (DEM)
 05 = OVER VOTES
 06 = UNDER VOTES

VOTES PERCENT
 11,264 40.65
 8,491 30.64
 7,957 28.71
 1
 12,746

 01 02 03 04 05 06

0087 HOMER PCT 001	713	408	272	267	0	479
0088 HOMER PCT 002	993	614	475	327	0	570
0089 HOMER PCT 003	748	416	334	293	0	453
0090 HOMER PCT 004	914	560	465	316	0	487
0091 HOMER PCT 005	711	435	351	244	0	392
0092 HOMER PCT 006	802	494	361	295	0	454
0093 HOMER PCT 007	837	477	364	324	0	509
0094 HOMER PCT 008	792	463	360	303	0	458
0095 HOMER PCT 009	664	346	305	298	0	379
0096 HOMER PCT 010	962	526	377	383	0	638
0097 HOMER PCT 011	845	480	378	335	0	497
0098 HOMER PCT 012	886	547	404	307	0	514
0099 HOMER PCT 013	857	495	356	310	0	553
0100 HOMER PCT 014	1296	702	543	499	0	848
0102 HOMER PCT 016	774	462	339	282	0	465
0103 HOMER PCT 017	941	618	466	281	0	517
0148 LOCKPORT PCT 005	785	439	307	296	0	528
0153 LOCKPORT PCT 010	797	395	269	370	1	558
0154 LOCKPORT PCT 011	767	353	265	373	0	543
0155 LOCKPORT PCT 012	792	385	272	339	0	588
0159 LOCKPORT PCT 016	839	359	236	445	0	638
0160 LOCKPORT PCT 017	897	462	376	375	0	581
0161 LOCKPORT PCT 018	814	351	266	412	0	599
0181 NEW LENOX PCT 002	804	477	350	283	0	498

Abstract of Votes

County Board District 9
 GENERAL ELECTION
 NOVEMBER 6, 2018

Official Results

01 = BALLOTS CAST

VOTES PERCENT
 17,156

COUNTY BOARD MEMBER DISTRICT NINE

Vote for not more than 2

- 02 = Annette Parker (REP)
- 03 = Rachel F. Ventura (DEM)
- 04 = Jim Murphy (DEM)
- 05 = OVER VOTES
- 06 = UNDER VOTES

VOTES PERCENT
 6,997 31.91
 8,706 39.70
 6,224 28.39
 0
 12,385

	01	02	03	04	05	06
0101 HOMER PCT 015	978	509	417	311	0	719
0104 HOMER PCT 018	956	500	403	271	0	738
0107 JOLIET PCT 001	737	165	482	281	0	546
0108 JOLIET PCT 002	584	205	319	292	0	352
0109 JOLIET PCT 003	490	178	239	191	0	372
0110 JOLIET PCT 004	592	196	334	209	0	445
0114 JOLIET PCT 008	668	230	363	248	0	495
0115 JOLIET PCT 009	583	143	348	243	0	432
0116 JOLIET PCT 010	631	235	339	237	0	451
0117 JOLIET PCT 011	565	175	339	203	0	413
0118 JOLIET PCT 012	556	124	362	217	0	409
0125 JOLIET PCT 019	672	246	365	298	0	435
0156 LOCKPORT PCT 013	1485	824	639	526	0	981
0157 LOCKPORT PCT 014	726	330	335	262	0	525
0158 LOCKPORT PCT 015	688	210	427	204	0	535
0162 LOCKPORT PCT 019	885	452	384	293	0	641
0163 LOCKPORT PCT 020	662	312	281	248	0	483
0164 LOCKPORT PCT 021	693	247	363	251	0	525
0165 LOCKPORT PCT 022	574	262	268	204	0	414
0166 LOCKPORT PCT 023	524	254	246	159	0	389
0167 LOCKPORT PCT 024	424	59	296	181	0	312
0180 NEW LENOX PCT 001	691	319	313	217	0	533
0182 NEW LENOX PCT 003	733	407	280	218	0	561
0235 PLAINFIELD PCT 034	569	236	289	194	0	419
0245 TROY PCT 006	490	179	275	266	0	260

	VOTES	PERCENT		VOTES	PERCENT
01 = BALLOTS CAST	22,881		COUNTY BOARD MEMBER DISTRICT ELEVEN		
			Vote for not more than 2		
			02 = Julie Anne Berkowicz (REP)	10,522	28.27
			03 = Kathy Havel (REP)	8,368	22.49
			04 = Michelle "Mimi" Cowan (DEM)	10,517	28.26
			05 = Jim Kopchok (DEM)	7,807	20.98
			06 = OVER VOTES	4	
			07 = UNDER VOTES	8,540	

	01	02	03	04	05	06	07
0019 DU PAGE PCT 001	1055	466	382	493	392	0	377
0020 DU PAGE PCT 002	989	509	413	420	333	0	303
0021 DU PAGE PCT 003	1021	527	408	440	335	0	332
0025 DU PAGE PCT 007	954	475	400	413	320	0	300
0267 WHEATLAND PCT 002	1447	736	609	629	456	0	464
0268 WHEATLAND PCT 003	1002	466	338	440	309	1	449
0269 WHEATLAND PCT 004	1058	317	222	623	429	1	523
0270 WHEATLAND PCT 005	1068	485	381	475	353	0	442
0271 WHEATLAND PCT 006	859	425	350	367	317	1	257
0272 WHEATLAND PCT 007	929	474	368	400	303	0	313
0273 WHEATLAND PCT 008	946	462	381	431	342	0	276
0274 WHEATLAND PCT 009	1092	488	447	525	426	0	298
0275 WHEATLAND PCT 010	957	493	404	412	317	0	288
0276 WHEATLAND PCT 011	1372	520	383	702	499	1	638
0277 WHEATLAND PCT 012	875	354	274	438	318	0	366
0278 WHEATLAND PCT 013	837	386	318	367	267	0	336
0279 WHEATLAND PCT 014	1038	507	409	470	330	0	360
0280 WHEATLAND PCT 015	924	385	276	450	338	0	399
0282 WHEATLAND PCT 017	1053	425	337	531	373	0	440
0283 WHEATLAND PCT 018	956	460	379	417	296	0	360
0285 WHEATLAND PCT 020	831	417	343	333	232	0	337
0286 WHEATLAND PCT 021	791	361	257	392	275	0	297
0289 WHEATLAND PCT 024	827	384	289	349	247	0	385



JUDICIAL SUMMARY

CIRCUIT COURT - 12th JUDICIAL CIRCUIT
(ROZAK VACANCY)
(POLICANDRIOTES VACANCY)

Abstract of Votes

WILL COUNTY, ILLINOIS
 GENERAL ELECTION
 NOVEMBER 6, 2018

Official Results

	VOTES PERCENT				VOTES PERCENT	
12TH JUDICIAL CIRCUIT (ROZAK VACANCY)						
Vote for not more than 1						
01 = Ben Braun (REP)	113,325	46.75	03 = OVER VOTES		56	
02 = David Garcia (DEM)	129,097	53.25	04 = UNDER VOTES		7,064	
	01	02	03	04		
0001 CHANNAHON PCT 001	516	319	0	23		
0002 CHANNAHON PCT 002	640	424	1	24		
0003 CHANNAHON PCT 003	477	368	0	41		
0004 CHANNAHON PCT 004	459	327	0	19		
0005 CHANNAHON PCT 005	470	362	1	26		
0006 CRETE PCT 001	188	590	1	22		
0007 CRETE PCT 002	218	383	0	24		
0008 CRETE PCT 003	253	344	0	27		
0009 CRETE PCT 004	248	518	0	24		
0010 CRETE PCT 005	221	578	0	23		
0011 CRETE PCT 006	373	453	0	32		
0012 CRETE PCT 007	229	546	0	24		
0013 CRETE PCT 008	317	434	1	46		
0014 CRETE PCT 009	338	321	0	23		
0015 CRETE PCT 010	271	226	0	15		
0016 CRETE PCT 011	382	239	0	16		
0017 CRETE PCT 012	349	313	0	18		
0018 CUSTER PCT 001	399	172	0	23		
0019 DU PAGE PCT 001	472	541	0	42		
0020 DU PAGE PCT 002	481	481	1	26		
0021 DU PAGE PCT 003	530	460	0	31		
0022 DU PAGE PCT 004	293	404	0	22		
0023 DU PAGE PCT 005	286	443	0	12		
0024 DU PAGE PCT 006	269	450	1	11		
0025 DU PAGE PCT 007	477	438	0	39		
0026 DU PAGE PCT 008	204	541	1	16		
0027 DU PAGE PCT 009	223	456	0	15		
0028 DU PAGE PCT 010	201	648	0	24		
0029 DU PAGE PCT 011	219	576	0	29		
0030 DU PAGE PCT 012	243	479	0	29		
0031 DU PAGE PCT 013	255	627	0	51		
0032 DU PAGE PCT 014	306	532	0	21		
0033 DU PAGE PCT 015	249	563	0	8		
0034 DU PAGE PCT 016	260	585	0	18		
0035 DU PAGE PCT 017	241	650	0	34		
0036 DU PAGE PCT 018	222	497	0	17		
0037 DU PAGE PCT 019	201	544	0	19		
0038 DU PAGE PCT 020	147	512	0	17		
0039 DU PAGE PCT 021	237	540	1	31		
0040 DU PAGE PCT 022	267	533	0	25		
0041 DU PAGE PCT 023	270	778	0	27		
0042 DU PAGE PCT 024	216	470	0	22		
0043 DU PAGE PCT 025	217	511	0	9		
0044 DU PAGE PCT 026	194	450	0	25		
0045 DU PAGE PCT 027	178	660	0	25		
0046 DU PAGE PCT 028	194	521	0	30		
0047 DU PAGE PCT 029	284	613	0	14		
0048 DU PAGE PCT 030	151	612	0	12		
0049 DU PAGE PCT 031	203	286	0	7		
0050 DU PAGE PCT 032	365	513	1	15		
0051 DU PAGE PCT 033	291	478	0	7		
0052 DU PAGE PCT 034	407	343	1	23		
0053 DU PAGE PCT 035	125	389	0	5		
0054 DU PAGE PCT 036	376	511	0	14		

Abstract of Votes

WILL COUNTY, ILLINOIS
GENERAL ELECTION
NOVEMBER 6, 2018

Official Results

	VOTES	PERCENT		VOTES	PERCENT
12TH JUDICIAL CIRCUIT (ROZAK VACANCY)					
Vote for not more than 1					
01 = Ben Braun (REP)	113,325	46.75	03 = OVER VOTES		56
02 = David Garcia (DEM)	129,097	53.25	04 = UNDER VOTES		7,064

(CONTINUED FROM PREVIOUS PAGE)

	01	02	03	04
0055 DU PAGE PCT 037	276	415	0	14
0056 FLORENCE PCT 001	224	146	0	26
0057 FRANKFORT PCT 001	681	440	0	29
0058 FRANKFORT PCT 002	625	311	0	29
0059 FRANKFORT PCT 003	432	408	0	42
0060 FRANKFORT PCT 004	416	348	1	19
0061 FRANKFORT PCT 005	673	469	0	28
0062 FRANKFORT PCT 006	440	330	0	17
0063 FRANKFORT PCT 007	451	323	0	31
0064 FRANKFORT PCT 008	442	413	0	36
0065 FRANKFORT PCT 009	448	387	1	26
0066 FRANKFORT PCT 010	386	412	1	34
0067 FRANKFORT PCT 011	724	380	0	36
0068 FRANKFORT PCT 012	461	322	0	28
0069 FRANKFORT PCT 013	433	321	0	15
0070 FRANKFORT PCT 014	388	391	1	32
0071 FRANKFORT PCT 015	383	324	0	27
0072 FRANKFORT PCT 016	521	405	0	38
0073 FRANKFORT PCT 017	863	356	0	36
0074 FRANKFORT PCT 018	551	293	0	31
0075 FRANKFORT PCT 019	404	378	0	33
0076 FRANKFORT PCT 020	436	367	0	28
0077 FRANKFORT PCT 021	487	337	0	26
0078 FRANKFORT PCT 022	545	339	0	31
0079 FRANKFORT PCT 023	580	242	0	27
0080 FRANKFORT PCT 024	370	483	0	22
0081 FRANKFORT PCT 025	547	294	0	31
0082 FRANKFORT PCT 026	547	337	0	18
0083 FRANKFORT PCT 027	455	240	1	26
0084 FRANKFORT PCT 028	601	434	0	30
0085 GREEN GARDEN PCT 001	589	246	0	23
0086 GREEN GARDEN PCT 002	588	274	0	35
0087 HOMER PCT 001	426	260	0	27
0088 HOMER PCT 002	628	337	1	27
0089 HOMER PCT 003	441	289	1	17
0090 HOMER PCT 004	581	311	1	21
0091 HOMER PCT 005	445	234	0	32
0092 HOMER PCT 006	481	312	0	9
0093 HOMER PCT 007	457	338	0	42
0094 HOMER PCT 008	470	304	0	18
0095 HOMER PCT 009	350	289	0	25
0096 HOMER PCT 010	537	386	1	38
0097 HOMER PCT 011	475	335	0	35
0098 HOMER PCT 012	560	288	0	38
0099 HOMER PCT 013	503	321	0	33
0100 HOMER PCT 014	741	521	0	34
0101 HOMER PCT 015	494	458	0	26
0102 HOMER PCT 016	450	286	1	37
0103 HOMER PCT 017	652	272	1	16
0104 HOMER PCT 018	503	426	0	27
0105 JACKSON PCT 001	501	362	0	34
0106 JACKSON PCT 002	471	334	0	27
0107 JOLIET PCT 001	182	534	1	20
0108 JOLIET PCT 002	212	362	0	10
0109 JOLIET PCT 003	178	298	0	14

Abstract of Votes

WILL COUNTY, ILLINOIS
 GENERAL ELECTION
 NOVEMBER 6, 2018

Official Results

	VOTES	PERCENT		VOTES	PERCENT
12TH JUDICIAL CIRCUIT (ROZAK VACANCY)					
Vote for not more than 1					
01 = Ben Braun (REP)	113,325	46.75	03 = OVER VOTES	56	
02 = David Garcia (DEM)	129,097	53.25	04 = UNDER VOTES	7,064	

(CONTINUED FROM PREVIOUS PAGE)	01	02	03	04
0110 JOLIET PCT 004	201	386	0	5
0111 JOLIET PCT 005	30	383	0	4
0112 JOLIET PCT 006	22	458	0	3
0113 JOLIET PCT 007	72	493	0	6
0114 JOLIET PCT 008	233	417	0	18
0115 JOLIET PCT 009	151	425	0	7
0116 JOLIET PCT 010	239	365	0	27
0117 JOLIET PCT 011	174	377	0	14
0118 JOLIET PCT 012	129	401	0	26
0119 JOLIET PCT 013	22	442	1	6
0120 JOLIET PCT 014	42	467	0	7
0121 JOLIET PCT 015	119	336	0	5
0122 JOLIET PCT 016	125	490	0	7
0123 JOLIET PCT 017	329	446	0	18
0124 JOLIET PCT 018	426	488	0	26
0125 JOLIET PCT 019	239	416	1	16
0126 JOLIET PCT 020	212	420	0	15
0127 JOLIET PCT 021	312	467	0	11
0128 JOLIET PCT 022	183	472	0	10
0129 JOLIET PCT 023	98	465	0	18
0130 JOLIET PCT 024	142	411	0	6
0131 JOLIET PCT 025	257	423	0	15
0132 JOLIET PCT 026	153	404	0	5
0133 JOLIET PCT 027	51	206	0	1
0134 JOLIET PCT 028	26	404	1	8
0135 JOLIET PCT 029	142	411	0	9
0136 JOLIET PCT 030	211	364	0	10
0137 JOLIET PCT 031	211	375	0	8
0138 JOLIET PCT 032	18	481	1	6
0139 JOLIET PCT 033	235	345	0	23
0140 JOLIET PCT 034	62	450	0	9
0141 JOLIET PCT 035	146	569	0	11
0142 JOLIET PCT 036	82	454	0	9
0143 JOLIET PCT 037	174	422	0	11
0144 LOCKPORT PCT 001	802	580	0	39
0145 LOCKPORT PCT 002	319	575	0	10
0146 LOCKPORT PCT 003	231	522	0	8
0147 LOCKPORT PCT 004	233	367	1	14
0148 LOCKPORT PCT 005	455	308	0	22
0149 LOCKPORT PCT 006	247	659	0	12
0150 LOCKPORT PCT 007	209	668	0	13
0151 LOCKPORT PCT 008	122	619	0	12
0152 LOCKPORT PCT 009	555	714	0	17
0153 LOCKPORT PCT 010	386	387	0	24
0154 LOCKPORT PCT 011	356	373	0	38
0155 LOCKPORT PCT 012	397	362	0	33
0156 LOCKPORT PCT 013	779	659	1	46
0157 LOCKPORT PCT 014	340	362	0	24
0158 LOCKPORT PCT 015	202	467	0	19
0159 LOCKPORT PCT 016	360	452	0	27
0160 LOCKPORT PCT 017	487	373	0	37
0161 LOCKPORT PCT 018	353	429	0	32
0162 LOCKPORT PCT 019	430	413	0	42
0163 LOCKPORT PCT 020	301	338	0	23
0164 LOCKPORT PCT 021	246	429	1	17

Abstract of Votes

WILL COUNTY, ILLINOIS
 GENERAL ELECTION
 NOVEMBER 6, 2018

Official Results

	VOTES	PERCENT		VOTES	PERCENT
12TH JUDICIAL CIRCUIT (ROZAK VACANCY)					
Vote for not more than 1					
01 = Ben Braun (REP)	113,325	46.75	03 = OVER VOTES		56
02 = David Garcia (DEM)	129,097	53.25	04 = UNDER VOTES		7,064

(CONTINUED FROM PREVIOUS PAGE)	01	02	03	04
0165 LOCKPORT PCT 022	244	309	0	21
0166 LOCKPORT PCT 023	222	286	0	16
0167 LOCKPORT PCT 024	26	384	0	14
0168 MANHATTAN PCT 001	457	349	0	38
0169 MANHATTAN PCT 002	542	393	0	37
0170 MANHATTAN PCT 003	728	426	0	30
0171 MANHATTAN PCT 004	468	337	0	30
0172 MONEE PCT 001	147	421	0	29
0173 MONEE PCT 002	75	588	0	24
0174 MONEE PCT 003	334	392	1	42
0175 MONEE PCT 004	364	445	1	39
0176 MONEE PCT 005	13	557	0	29
0177 MONEE PCT 006	13	427	0	22
0178 MONEE PCT 007	22	648	0	11
0179 MONEE PCT 008	330	314	1	18
0180 NEW LENOX PCT 001	331	354	1	5
0181 NEW LENOX PCT 002	511	275	0	18
0182 NEW LENOX PCT 003	414	297	0	22
0183 NEW LENOX PCT 004	396	247	0	13
0184 NEW LENOX PCT 005	480	327	0	25
0185 NEW LENOX PCT 006	518	289	0	31
0186 NEW LENOX PCT 007	775	372	0	26
0187 NEW LENOX PCT 008	660	325	1	22
0188 NEW LENOX PCT 009	526	373	0	20
0189 NEW LENOX PCT 010	504	342	0	31
0190 NEW LENOX PCT 011	534	371	1	30
0191 NEW LENOX PCT 012	444	285	0	25
0192 NEW LENOX PCT 013	484	356	0	31
0193 NEW LENOX PCT 014	690	507	0	54
0194 NEW LENOX PCT 015	542	316	0	30
0195 NEW LENOX PCT 016	507	342	0	19
0196 NEW LENOX PCT 017	564	331	1	37
0197 NEW LENOX PCT 018	432	330	0	33
0198 NEW LENOX PCT 019	521	422	0	50
0199 NEW LENOX PCT 020	879	454	0	38
0200 PEOTONE PCT 001	582	276	0	36
0201 PEOTONE PCT 002	572	239	1	21
0202 PLAINFIELD PCT 001	432	484	0	28
0203 PLAINFIELD PCT 002	402	466	0	35
0204 PLAINFIELD PCT 003	469	322	0	21
0205 PLAINFIELD PCT 004	112	299	0	10
0206 PLAINFIELD PCT 005	297	498	0	9
0207 PLAINFIELD PCT 006	212	564	0	17
0208 PLAINFIELD PCT 007	246	653	0	9
0209 PLAINFIELD PCT 008	379	456	0	41
0210 PLAINFIELD PCT 009	521	465	0	40
0211 PLAINFIELD PCT 010	406	322	0	20
0212 PLAINFIELD PCT 011	81	258	0	6
0213 PLAINFIELD PCT 012	198	564	0	8
0214 PLAINFIELD PCT 013	594	539	0	32
0215 PLAINFIELD PCT 014	415	391	0	26
0216 PLAINFIELD PCT 015	458	358	0	22
0217 PLAINFIELD PCT 016	445	380	0	19
0218 PLAINFIELD PCT 017	286	495	0	5
0219 PLAINFIELD PCT 018	337	479	0	12

Abstract of Votes

WILL COUNTY, ILLINOIS
 GENERAL ELECTION
 NOVEMBER 6, 2018

Official Results

	VOTES	PERCENT		VOTES	PERCENT
12TH JUDICIAL CIRCUIT (ROZAK VACANCY)					
Vote for not more than 1					
01 = Ben Braun (REP)	113,325	46.75	03 = OVER VOTES		56
02 = David Garcia (DEM)	129,097	53.25	04 = UNDER VOTES		7,064

(CONTINUED FROM PREVIOUS PAGE)	01	02	03	04
0220 PLAINFIELD PCT 019	271	469	0	10
0221 PLAINFIELD PCT 020	467	478	0	17
0222 PLAINFIELD PCT 021	333	334	0	9
0223 PLAINFIELD PCT 022	574	546	0	24
0224 PLAINFIELD PCT 023	299	359	0	10
0225 PLAINFIELD PCT 024	364	342	0	12
0226 PLAINFIELD PCT 025	285	474	0	14
0227 PLAINFIELD PCT 026	186	430	0	4
0228 PLAINFIELD PCT 027	244	555	0	10
0229 PLAINFIELD PCT 028	324	461	0	17
0230 PLAINFIELD PCT 029	316	388	0	10
0231 PLAINFIELD PCT 030	350	406	0	16
0232 PLAINFIELD PCT 031	332	394	0	9
0233 PLAINFIELD PCT 032	264	428	0	13
0234 PLAINFIELD PCT 033	362	414	1	6
0235 PLAINFIELD PCT 034	235	325	1	8
0236 PLAINFIELD PCT 035	267	488	0	9
0237 REED PCT 001	442	280	0	16
0238 REED PCT 002	487	284	1	40
0239 REED PCT 003	456	288	1	31
0240 TROY PCT 001	369	686	0	20
0241 TROY PCT 002	264	580	0	9
0242 TROY PCT 003	431	277	0	19
0243 TROY PCT 004	358	346	0	14
0244 TROY PCT 005	337	343	0	13
0245 TROY PCT 006	183	297	0	10
0246 TROY PCT 007	504	616	0	34
0247 TROY PCT 008	567	638	0	28
0248 TROY PCT 009	362	404	0	17
0249 TROY PCT 010	450	377	0	20
0250 TROY PCT 011	627	452	0	25
0251 TROY PCT 012	378	448	0	11
0252 TROY PCT 013	797	654	1	61
0253 TROY PCT 014	505	378	0	37
0254 TROY PCT 015	501	392	0	30
0255 TROY PCT 016	353	500	0	21
0256 TROY PCT 017	606	388	1	22
0257 TROY PCT 018	205	441	0	5
0258 TROY PCT 019	175	546	1	4
0259 TROY PCT 020	544	466	0	43
0260 TROY PCT 021	530	361	1	48
0261 TROY PCT 022	301	161	0	8
0262 WASHINGTON PCT 001	469	290	0	34
0263 WASHINGTON PCT 002	569	323	0	10
0264 WASHINGTON PCT 003	478	222	0	35
0265 WESLEY PCT 001	529	298	0	24
0266 WHEATLAND PCT 001	544	666	2	30
0267 WHEATLAND PCT 002	760	652	0	35
0268 WHEATLAND PCT 003	469	498	0	35
0269 WHEATLAND PCT 004	319	697	1	41
0270 WHEATLAND PCT 005	505	529	0	34
0271 WHEATLAND PCT 006	428	399	0	32
0272 WHEATLAND PCT 007	486	423	0	20
0273 WHEATLAND PCT 008	456	459	1	30
0274 WHEATLAND PCT 009	499	556	0	37

	VOTES		PERCENT			VOTES		PERCENT	
12TH JUDICIAL CIRCUIT (ROZAK VACANCY)									
Vote for not more than 1									
01 = Ben Braun (REP)	113,325	46.75	03 = OVER VOTES				56		
02 = David Garcia (DEM)	129,097	53.25	04 = UNDER VOTES				7,064		
(CONTINUED FROM PREVIOUS PAGE)									
	01	02	03	04					
0275 WHEATLAND PCT 010	474	451	0	32					
0276 WHEATLAND PCT 011	522	814	1	35					
0277 WHEATLAND PCT 012	352	496	1	26					
0278 WHEATLAND PCT 013	404	404	1	28					
0279 WHEATLAND PCT 014	511	484	0	43					
0280 WHEATLAND PCT 015	365	516	1	42					
0281 WHEATLAND PCT 016	496	448	0	21					
0282 WHEATLAND PCT 017	440	558	1	54					
0283 WHEATLAND PCT 018	469	455	0	32					
0284 WHEATLAND PCT 019	254	501	0	12					
0285 WHEATLAND PCT 020	425	383	0	23					
0286 WHEATLAND PCT 021	349	422	0	20					
0287 WHEATLAND PCT 022	312	659	0	14					
0288 WHEATLAND PCT 023	380	615	0	33					
0289 WHEATLAND PCT 024	406	398	0	23					
0290 WHEATLAND PCT 025	483	442	1	25					
0291 WHEATLAND PCT 026	726	528	0	22					
0292 WHEATLAND PCT 027	356	777	0	14					
0293 WHEATLAND PCT 028	553	498	0	31					
0294 WHEATLAND PCT 029	519	544	0	29					
0295 WHEATLAND PCT 030	473	454	0	40					
0296 WHEATLAND PCT 031	240	487	0	32					
0297 WHEATLAND PCT 032	317	620	0	15					
0298 WHEATLAND PCT 033	238	657	0	46					
0299 WHEATLAND PCT 034	439	815	0	43					
0300 WILL PCT 001	475	158	0	36					
0301 WILMINGTON PCT 001	396	300	0	27					
0302 WILMINGTON PCT 002	418	232	1	18					
0303 WILMINGTON PCT 003	484	295	0	39					
0304 WILTON PCT 001	307	118	0	29					

Abstract of Votes

WILL COUNTY, ILLINOIS
 GENERAL ELECTION
 NOVEMBER 6, 2018

Official Results

	VOTES PERCENT				VOTES PERCENT	
12TH JUDICIAL CIRCUIT (POLICANDRIOTES VACANCY)						
Vote for not more than 1						
01 = Victoria McKay Kennison (REP)	114,870	47.66	03 = OVER VOTES		28	
02 = Vincent F. Cornelius (DEM)	126,161	52.34	04 = UNDER VOTES		8,483	
	01	02	03	04		
0001 CHANNAHON PCT 001	523	313	0	22		
0002 CHANNAHON PCT 002	648	416	0	25		
0003 CHANNAHON PCT 003	503	343	0	40		
0004 CHANNAHON PCT 004	453	328	0	24		
0005 CHANNAHON PCT 005	487	349	0	23		
0006 CRETE PCT 001	197	580	0	24		
0007 CRETE PCT 002	214	385	1	25		
0008 CRETE PCT 003	259	335	1	29		
0009 CRETE PCT 004	257	508	0	25		
0010 CRETE PCT 005	215	584	0	23		
0011 CRETE PCT 006	382	442	0	34		
0012 CRETE PCT 007	228	545	0	26		
0013 CRETE PCT 008	327	425	0	46		
0014 CRETE PCT 009	343	315	0	24		
0015 CRETE PCT 010	275	219	0	18		
0016 CRETE PCT 011	382	237	0	18		
0017 CRETE PCT 012	345	314	0	21		
0018 CUSTER PCT 001	396	172	0	26		
0019 DU PAGE PCT 001	468	548	0	39		
0020 DU PAGE PCT 002	486	477	0	26		
0021 DU PAGE PCT 003	531	458	0	32		
0022 DU PAGE PCT 004	299	396	0	24		
0023 DU PAGE PCT 005	292	435	0	14		
0024 DU PAGE PCT 006	261	457	0	13		
0025 DU PAGE PCT 007	452	466	0	36		
0026 DU PAGE PCT 008	204	539	2	17		
0027 DU PAGE PCT 009	228	449	0	17		
0028 DU PAGE PCT 010	227	623	0	23		
0029 DU PAGE PCT 011	217	575	0	32		
0030 DU PAGE PCT 012	239	480	0	32		
0031 DU PAGE PCT 013	275	608	0	50		
0032 DU PAGE PCT 014	311	521	0	27		
0033 DU PAGE PCT 015	255	549	0	16		
0034 DU PAGE PCT 016	271	574	0	18		
0035 DU PAGE PCT 017	273	612	0	40		
0036 DU PAGE PCT 018	239	479	0	18		
0037 DU PAGE PCT 019	212	536	0	16		
0038 DU PAGE PCT 020	154	505	0	17		
0039 DU PAGE PCT 021	248	527	0	34		
0040 DU PAGE PCT 022	275	527	0	23		
0041 DU PAGE PCT 023	285	747	0	43		
0042 DU PAGE PCT 024	217	466	0	25		
0043 DU PAGE PCT 025	226	495	0	16		
0044 DU PAGE PCT 026	191	452	0	26		
0045 DU PAGE PCT 027	180	657	0	26		
0046 DU PAGE PCT 028	190	518	0	37		
0047 DU PAGE PCT 029	301	580	0	30		
0048 DU PAGE PCT 030	163	602	0	10		
0049 DU PAGE PCT 031	208	275	0	13		
0050 DU PAGE PCT 032	375	485	0	34		
0051 DU PAGE PCT 033	294	446	1	35		
0052 DU PAGE PCT 034	414	331	1	28		
0053 DU PAGE PCT 035	130	379	0	10		
0054 DU PAGE PCT 036	395	479	0	27		

Abstract of Votes

WILL COUNTY, ILLINOIS
 GENERAL ELECTION
 NOVEMBER 6, 2018

Official Results

	VOTES	PERCENT		VOTES	PERCENT
12TH JUDICIAL CIRCUIT (POLICANDRIOTES VACANCY)					
Vote for not more than 1					
01 = Victoria McKay Kennison (REP)	114,870	47.66	03 = OVER VOTES		28
02 = Vincent F. Cornelius (DEM)	126,161	52.34	04 = UNDER VOTES		8,483

(CONTINUED FROM PREVIOUS PAGE)

	01	02	03	04
0055 DU PAGE PCT 037	307	374	0	24
0056 FLORENCE PCT 001	230	141	0	25
0057 FRANKFORT PCT 001	664	454	0	32
0058 FRANKFORT PCT 002	603	319	0	43
0059 FRANKFORT PCT 003	446	391	0	45
0060 FRANKFORT PCT 004	425	335	1	23
0061 FRANKFORT PCT 005	670	455	0	45
0062 FRANKFORT PCT 006	476	295	0	16
0063 FRANKFORT PCT 007	447	328	0	30
0064 FRANKFORT PCT 008	449	401	0	41
0065 FRANKFORT PCT 009	429	403	0	30
0066 FRANKFORT PCT 010	359	439	0	35
0067 FRANKFORT PCT 011	715	388	0	37
0068 FRANKFORT PCT 012	447	319	0	45
0069 FRANKFORT PCT 013	425	325	0	19
0070 FRANKFORT PCT 014	394	385	0	33
0071 FRANKFORT PCT 015	383	321	0	30
0072 FRANKFORT PCT 016	517	401	0	46
0073 FRANKFORT PCT 017	833	364	0	58
0074 FRANKFORT PCT 018	540	302	0	33
0075 FRANKFORT PCT 019	404	378	0	33
0076 FRANKFORT PCT 020	437	365	0	29
0077 FRANKFORT PCT 021	486	335	0	29
0078 FRANKFORT PCT 022	532	347	0	36
0079 FRANKFORT PCT 023	518	294	0	37
0080 FRANKFORT PCT 024	390	461	0	24
0081 FRANKFORT PCT 025	524	307	0	41
0082 FRANKFORT PCT 026	533	348	0	21
0083 FRANKFORT PCT 027	442	250	0	30
0084 FRANKFORT PCT 028	566	457	0	42
0085 GREEN GARDEN PCT 001	591	243	0	24
0086 GREEN GARDEN PCT 002	600	263	0	34
0087 HOMER PCT 001	448	237	1	27
0088 HOMER PCT 002	643	324	1	25
0089 HOMER PCT 003	434	293	0	21
0090 HOMER PCT 004	582	310	0	22
0091 HOMER PCT 005	438	240	1	32
0092 HOMER PCT 006	491	300	0	11
0093 HOMER PCT 007	472	325	0	40
0094 HOMER PCT 008	471	304	0	17
0095 HOMER PCT 009	346	292	0	26
0096 HOMER PCT 010	547	379	0	36
0097 HOMER PCT 011	484	323	0	38
0098 HOMER PCT 012	551	296	0	39
0099 HOMER PCT 013	507	318	0	32
0100 HOMER PCT 014	761	502	0	33
0101 HOMER PCT 015	518	430	0	30
0102 HOMER PCT 016	448	289	1	36
0103 HOMER PCT 017	637	285	0	19
0104 HOMER PCT 018	526	402	0	28
0105 JACKSON PCT 001	498	366	0	33
0106 JACKSON PCT 002	482	316	0	34
0107 JOLIET PCT 001	198	523	0	16
0108 JOLIET PCT 002	223	355	0	6
0109 JOLIET PCT 003	188	288	0	14

Abstract of Votes

WILL COUNTY, ILLINOIS
 GENERAL ELECTION
 NOVEMBER 6, 2018

Official Results

	VOTES	PERCENT		VOTES	PERCENT
12TH JUDICIAL CIRCUIT (POLICANDRIOTES VACANCY)					
Vote for not more than 1					
01 = Victoria McKay Kennison (REP)	114,870	47.66	03 = OVER VOTES		28
02 = Vincent F. Cornelius (DEM)	126,161	52.34	04 = UNDER VOTES		8,483

(CONTINUED FROM PREVIOUS PAGE)	01	02	03	04
0110 JOLIET PCT 004	221	367	0	4
0111 JOLIET PCT 005	31	376	0	10
0112 JOLIET PCT 006	33	430	0	20
0113 JOLIET PCT 007	78	482	0	11
0114 JOLIET PCT 008	238	410	0	20
0115 JOLIET PCT 009	161	416	0	6
0116 JOLIET PCT 010	245	357	0	29
0117 JOLIET PCT 011	181	369	0	15
0118 JOLIET PCT 012	136	396	0	24
0119 JOLIET PCT 013	40	406	0	25
0120 JOLIET PCT 014	48	444	0	24
0121 JOLIET PCT 015	129	314	0	17
0122 JOLIET PCT 016	119	499	0	4
0123 JOLIET PCT 017	351	422	0	20
0124 JOLIET PCT 018	446	474	0	20
0125 JOLIET PCT 019	254	406	0	12
0126 JOLIET PCT 020	214	401	0	32
0127 JOLIET PCT 021	324	447	0	19
0128 JOLIET PCT 022	203	444	0	18
0129 JOLIET PCT 023	124	421	1	35
0130 JOLIET PCT 024	145	383	1	30
0131 JOLIET PCT 025	277	399	0	19
0132 JOLIET PCT 026	166	374	0	22
0133 JOLIET PCT 027	45	207	0	6
0134 JOLIET PCT 028	29	398	0	12
0135 JOLIET PCT 029	151	392	0	19
0136 JOLIET PCT 030	227	347	0	11
0137 JOLIET PCT 031	207	363	0	24
0138 JOLIET PCT 032	25	473	0	8
0139 JOLIET PCT 033	266	313	0	24
0140 JOLIET PCT 034	59	444	0	18
0141 JOLIET PCT 035	135	575	0	16
0142 JOLIET PCT 036	79	460	0	6
0143 JOLIET PCT 037	167	412	0	28
0144 LOCKPORT PCT 001	791	571	1	58
0145 LOCKPORT PCT 002	336	539	0	29
0146 LOCKPORT PCT 003	258	480	0	23
0147 LOCKPORT PCT 004	254	342	0	19
0148 LOCKPORT PCT 005	464	293	0	28
0149 LOCKPORT PCT 006	267	616	0	35
0150 LOCKPORT PCT 007	218	617	0	55
0151 LOCKPORT PCT 008	126	614	0	13
0152 LOCKPORT PCT 009	565	695	0	26
0153 LOCKPORT PCT 010	399	375	0	23
0154 LOCKPORT PCT 011	368	360	0	39
0155 LOCKPORT PCT 012	391	360	0	41
0156 LOCKPORT PCT 013	799	630	1	55
0157 LOCKPORT PCT 014	327	374	0	25
0158 LOCKPORT PCT 015	214	459	0	15
0159 LOCKPORT PCT 016	386	423	0	30
0160 LOCKPORT PCT 017	484	376	0	37
0161 LOCKPORT PCT 018	381	398	0	35
0162 LOCKPORT PCT 019	442	398	0	45
0163 LOCKPORT PCT 020	312	326	0	24
0164 LOCKPORT PCT 021	265	408	0	20

Abstract of Votes

WILL COUNTY, ILLINOIS
 GENERAL ELECTION
 NOVEMBER 6, 2018

Official Results

	VOTES	PERCENT		VOTES	PERCENT
12TH JUDICIAL CIRCUIT (POLICANDRIOTES VACANCY)					
Vote for not more than 1					
01 = Victoria McKay Kennison (REP)	114,870	47.66	03 = OVER VOTES		28
02 = Vincent F. Cornelius (DEM)	126,161	52.34	04 = UNDER VOTES	8,483	

(CONTINUED FROM PREVIOUS PAGE)

	01	02	03	04
0165 LOCKPORT PCT 022	255	299	0	20
0166 LOCKPORT PCT 023	242	265	0	17
0167 LOCKPORT PCT 024	32	381	0	11
0168 MANHATTAN PCT 001	470	338	0	36
0169 MANHATTAN PCT 002	542	382	0	48
0170 MANHATTAN PCT 003	749	404	0	31
0171 MANHATTAN PCT 004	473	334	0	28
0172 MONEE PCT 001	149	418	1	29
0173 MONEE PCT 002	74	586	0	27
0174 MONEE PCT 003	364	364	0	41
0175 MONEE PCT 004	373	439	0	37
0176 MONEE PCT 005	17	551	0	31
0177 MONEE PCT 006	17	425	0	20
0178 MONEE PCT 007	33	635	0	13
0179 MONEE PCT 008	340	303	0	20
0180 NEW LENOX PCT 001	332	351	0	8
0181 NEW LENOX PCT 002	512	271	0	21
0182 NEW LENOX PCT 003	422	289	0	22
0183 NEW LENOX PCT 004	383	245	0	28
0184 NEW LENOX PCT 005	487	307	0	38
0185 NEW LENOX PCT 006	513	280	0	45
0186 NEW LENOX PCT 007	767	366	0	40
0187 NEW LENOX PCT 008	666	307	0	35
0188 NEW LENOX PCT 009	524	360	0	35
0189 NEW LENOX PCT 010	494	347	0	36
0190 NEW LENOX PCT 011	519	374	0	43
0191 NEW LENOX PCT 012	435	280	0	39
0192 NEW LENOX PCT 013	473	357	0	41
0193 NEW LENOX PCT 014	674	513	0	64
0194 NEW LENOX PCT 015	532	319	0	37
0195 NEW LENOX PCT 016	498	340	0	30
0196 NEW LENOX PCT 017	571	318	0	44
0197 NEW LENOX PCT 018	439	319	0	37
0198 NEW LENOX PCT 019	540	388	0	65
0199 NEW LENOX PCT 020	867	456	0	48
0200 PEOTONE PCT 001	584	270	0	40
0201 PEOTONE PCT 002	575	232	0	26
0202 PLAINFIELD PCT 001	440	476	0	28
0203 PLAINFIELD PCT 002	412	457	0	34
0204 PLAINFIELD PCT 003	476	318	0	18
0205 PLAINFIELD PCT 004	114	297	0	10
0206 PLAINFIELD PCT 005	316	468	0	20
0207 PLAINFIELD PCT 006	235	523	0	35
0208 PLAINFIELD PCT 007	255	620	0	33
0209 PLAINFIELD PCT 008	392	444	1	39
0210 PLAINFIELD PCT 009	539	444	1	42
0211 PLAINFIELD PCT 010	414	313	0	21
0212 PLAINFIELD PCT 011	82	239	0	24
0213 PLAINFIELD PCT 012	204	548	1	17
0214 PLAINFIELD PCT 013	613	521	0	31
0215 PLAINFIELD PCT 014	434	377	0	21
0216 PLAINFIELD PCT 015	467	346	0	25
0217 PLAINFIELD PCT 016	467	353	1	23
0218 PLAINFIELD PCT 017	277	500	0	9
0219 PLAINFIELD PCT 018	342	448	0	38

	VOTES PERCENT				VOTES PERCENT	
12TH JUDICIAL CIRCUIT (POLICANDRIOTES VACANCY)						
Vote for not more than 1						
01 = Victoria McKay Kennison (REP)	114,870	47.66	03 = OVER VOTES		28	
02 = Vincent F. Cornelius (DEM)	126,161	52.34	04 = UNDER VOTES		8,483	
(CONTINUED FROM PREVIOUS PAGE)	01	02	03	04		
0220 PLAINFIELD PCT 019	277	460	0	13		
0221 PLAINFIELD PCT 020	482	455	1	24		
0222 PLAINFIELD PCT 021	328	332	0	16		
0223 PLAINFIELD PCT 022	600	522	0	22		
0224 PLAINFIELD PCT 023	324	327	0	17		
0225 PLAINFIELD PCT 024	370	329	0	19		
0226 PLAINFIELD PCT 025	293	446	1	33		
0227 PLAINFIELD PCT 026	190	418	0	12		
0228 PLAINFIELD PCT 027	258	539	0	12		
0229 PLAINFIELD PCT 028	339	441	0	22		
0230 PLAINFIELD PCT 029	333	367	0	14		
0231 PLAINFIELD PCT 030	348	384	0	40		
0232 PLAINFIELD PCT 031	354	354	0	27		
0233 PLAINFIELD PCT 032	289	398	0	18		
0234 PLAINFIELD PCT 033	384	391	0	8		
0235 PLAINFIELD PCT 034	243	317	1	8		
0236 PLAINFIELD PCT 035	275	469	0	20		
0237 REED PCT 001	444	274	0	20		
0238 REED PCT 002	483	286	1	42		
0239 REED PCT 003	472	272	0	32		
0240 TROY PCT 001	392	643	0	40		
0241 TROY PCT 002	272	557	0	24		
0242 TROY PCT 003	419	287	0	21		
0243 TROY PCT 004	358	346	0	14		
0244 TROY PCT 005	343	328	0	22		
0245 TROY PCT 006	186	295	0	9		
0246 TROY PCT 007	529	588	0	37		
0247 TROY PCT 008	584	625	0	24		
0248 TROY PCT 009	354	404	0	25		
0249 TROY PCT 010	442	385	0	20		
0250 TROY PCT 011	572	504	0	28		
0251 TROY PCT 012	376	452	0	9		
0252 TROY PCT 013	792	648	0	73		
0253 TROY PCT 014	515	370	0	35		
0254 TROY PCT 015	501	394	0	28		
0255 TROY PCT 016	349	490	0	35		
0256 TROY PCT 017	610	386	0	21		
0257 TROY PCT 018	215	432	0	4		
0258 TROY PCT 019	178	523	0	25		
0259 TROY PCT 020	547	461	0	45		
0260 TROY PCT 021	534	359	0	47		
0261 TROY PCT 022	290	167	0	13		
0262 WASHINGTON PCT 001	477	279	0	37		
0263 WASHINGTON PCT 002	584	305	0	13		
0264 WASHINGTON PCT 003	485	210	0	40		
0265 WESLEY PCT 001	542	288	0	21		
0266 WHEATLAND PCT 001	541	664	1	36		
0267 WHEATLAND PCT 002	734	673	0	40		
0268 WHEATLAND PCT 003	471	492	0	39		
0269 WHEATLAND PCT 004	336	675	0	47		
0270 WHEATLAND PCT 005	501	533	0	34		
0271 WHEATLAND PCT 006	436	392	0	31		
0272 WHEATLAND PCT 007	469	441	0	19		
0273 WHEATLAND PCT 008	443	473	0	30		
0274 WHEATLAND PCT 009	518	535	0	39		

	VOTES PERCENT				VOTES PERCENT	
12TH JUDICIAL CIRCUIT (POLICANDRIOTES VACANCY)						
Vote for not more than 1						
01 = Victoria McKay Kennison (REP)	114,870	47.66	03 = OVER VOTES		28	
02 = Vincent F. Cornelius (DEM)	126,161	52.34	04 = UNDER VOTES		8,483	
(CONTINUED FROM PREVIOUS PAGE)	01	02	03	04		
0275 WHEATLAND PCT 010	476	445	2	34		
0276 WHEATLAND PCT 011	531	808	0	33		
0277 WHEATLAND PCT 012	331	520	0	24		
0278 WHEATLAND PCT 013	408	401	0	28		
0279 WHEATLAND PCT 014	496	495	0	47		
0280 WHEATLAND PCT 015	358	523	0	43		
0281 WHEATLAND PCT 016	509	436	0	20		
0282 WHEATLAND PCT 017	436	563	0	54		
0283 WHEATLAND PCT 018	475	447	0	34		
0284 WHEATLAND PCT 019	255	490	0	22		
0285 WHEATLAND PCT 020	423	382	0	26		
0286 WHEATLAND PCT 021	352	422	0	17		
0287 WHEATLAND PCT 022	317	625	0	43		
0288 WHEATLAND PCT 023	384	607	0	37		
0289 WHEATLAND PCT 024	416	390	0	21		
0290 WHEATLAND PCT 025	487	438	0	26		
0291 WHEATLAND PCT 026	737	519	0	20		
0292 WHEATLAND PCT 027	357	754	0	36		
0293 WHEATLAND PCT 028	575	472	0	35		
0294 WHEATLAND PCT 029	537	524	0	31		
0295 WHEATLAND PCT 030	495	431	0	41		
0296 WHEATLAND PCT 031	251	476	0	32		
0297 WHEATLAND PCT 032	319	612	0	21		
0298 WHEATLAND PCT 033	249	646	0	46		
0299 WHEATLAND PCT 034	466	786	0	45		
0300 WILL PCT 001	482	149	0	38		
0301 WILMINGTON PCT 001	413	280	0	30		
0302 WILMINGTON PCT 002	432	218	0	19		
0303 WILMINGTON PCT 003	491	285	0	42		
0304 WILTON PCT 001	319	104	1	30		

The background of the document is a stylized American flag. It features a dark blue field with light blue stars and a red and white striped field. Overlaid on this is a light blue map of the state of Illinois. The text is centered over the map.

NONPARTISAN SUMMARY

(EAST JOLIET SANITARY DISTRICT TRUSTEE)
(LOCKPORT HEIGHTS SANITARY DISTRICT TRUSTEE)

01 = BALLOTS CAST

0087 HOMER PCT 001
0113 JOLIET PCT 007
0121 JOLIET PCT 015
0122 JOLIET PCT 016
0148 LOCKPORT PCT 005

01	02

185	0
93	0
92	0
139	0
4	0


VOTES	PERCENT
513	

EAST JOLIET SANITARY DISTRICT TRUSTEE
Vote for not more than 3
02 = NO CANDIDATE FILED

VOTES	PERCENT
0	

I, the undersigned do hereby certify that on November 27, 2018, I canvassed the returns of an election held on November 6, 2018 for EAST JOLIET SANITARY DISTRICT and I proclaim that a total of 513 voters requested and received ballots and I do further certify the number of votes received for each candidate for this office, **and the winners are denoted with an asterisk next to his or her name.**

I further certify that the above is a true and complete Abstract of Votes and was prepared in my presence on November 27, 2018.


Nancy Schultz Yoots, County Clerk
The County of Will, Illinois

01 = BALLOTS CAST

VOTES PERCENT

LOCKPORT HEIGHTS SANITARY DISTRICT TRUSTEE

284

Vote for not more than 2

02 = Roy A. Adcock *

03 = James A. Gorecki *

VOTES PERCENT


169 47.88

184 52.12


	01	02	03
0087 HOMER PCT 001	278	167	180
0148 LOCKPORT PCT 005	6	2	4

I, the undersigned do hereby certify that on November 27, 2018, I canvassed the returns of an election held on November 6, 2018 for LOCKPORT HEIGHTS SANITARY DISTRICT and I proclaim that a total of 284 voters requested and received ballots and I do further certify the number of votes received for each candidate for this office, **and the winners are denoted with an asterisk next to his or her name.**

I further certify that the above is a true and complete Abstract of Votes and was prepared in my presence on November 27, 2018.



Nancy Schultz Voots, County Clerk
The County of Will, Illinois



**WRITE-IN
VOTES**



Nancy Schultz Voots

W I L L C O U N T Y C L E R K

**Official Valid Write-In Results
November 6, 2018 General Election
Summary Totals**

<u>Name</u>	<u>Office</u>	<u>Total Votes</u>
Jo Sevenfivethree (Jo 753)	Illinois State Governor	1
(Bob) Robert G. Canfield	Illinois State Governor	2
Nancy Foster	Illinois State Governor	0
Gregg Moore	Illinois State Governor	0
Michael W. Scruggs	Illinois State Governor	0
David Tholin	Illinois State Governor	0
Justin Hanson	U.S. Representative in Congress - Third Congressional District	282
Richard Mayers	U.S. Representative in Congress - Third Congressional District	0
Kenneth Yerkes	U.S. Representative in Congress - Third Congressional District	72



Nancy Schultz Voots

W I L L C O U N T Y C L E R K

**Official Valid Write-In Results
November 6, 2018 General Election**

**Jo Sevenfivethree (Jo 753)
Illinois State Governor**

<u>Precincts</u>	<u>Vote by Mail</u>	<u>Early Voting</u>	<u>Election Day</u>	<u>Provisional</u>	<u>Postmarked VBM</u>	<u>TOTAL VOTES</u>
Channahon Pct. 001	0	0	0	0	0	0
Channahon Pct. 002	0	0	0	0	0	0
Channahon Pct. 003	0	0	0	0	0	0
Channahon Pct. 004	0	0	0	0	0	0
Channahon Pct. 005	0	0	0	0	0	0
Crete Pct. 001	0	0	0	0	0	0
Crete Pct. 002	0	0	0	0	0	0
Crete Pct. 003	0	0	0	0	0	0
Crete Pct. 004	0	0	0	0	0	0
Crete Pct. 005	0	0	0	0	0	0
Crete Pct. 006	0	0	0	0	0	0
Crete Pct. 007	0	0	0	0	0	0
Crete Pct. 008	0	0	0	0	0	0
Crete Pct. 009	0	0	0	0	0	0
Crete Pct. 010	0	0	0	0	0	0
Crete Pct. 011	0	0	0	0	0	0
Crete Pct. 012	0	0	0	0	0	0
Custer Pct. 001	0	0	0	0	0	0
DuPage Pct. 001	0	0	0	0	0	0
DuPage Pct. 002	0	0	0	0	0	0
DuPage Pct. 003	0	0	0	0	0	0
DuPage Pct. 004	0	0	0	0	0	0



Nancy Schultz Voots

W I L L C O U N T Y C L E R K

DuPage Pct. 005	0	0	0	0	0	0
DuPage Pct. 006	0	0	0	0	0	0
DuPage Pct. 007	0	0	0	0	0	0
DuPage Pct. 008	0	0	0	0	0	0
DuPage Pct. 009	0	0	0	0	0	0
DuPage Pct. 010	0	0	0	0	0	0
DuPage Pct. 011	0	0	0	0	0	0
DuPage Pct. 012	0	0	0	0	0	0
DuPage Pct. 013	0	0	0	0	0	0
DuPage Pct. 014	0	0	0	0	0	0
DuPage Pct. 015	0	0	0	0	0	0
DuPage Pct. 016	0	0	0	0	0	0
DuPage Pct. 017	0	0	0	0	0	0
DuPage Pct. 018	0	0	0	0	0	0
DuPage Pct. 019	0	0	0	0	0	0
DuPage Pct. 020	0	0	0	0	0	0
DuPage Pct. 021	0	0	0	0	0	0
DuPage Pct. 022	0	0	0	0	0	0
DuPage Pct. 023	0	0	0	0	0	0
DuPage Pct. 024	0	0	0	0	0	0
DuPage Pct. 025	0	0	0	0	0	0
DuPage Pct. 026	0	0	0	0	0	0
DuPage Pct. 027	0	0	0	0	0	0
DuPage Pct. 028	0	0	0	0	0	0
DuPage Pct. 029	0	0	0	0	0	0
DuPage Pct. 030	0	0	0	0	0	0
DuPage Pct. 031	0	0	0	0	0	0
DuPage Pct. 032	0	0	0	0	0	0
DuPage Pct. 033	0	0	0	0	0	0
DuPage Pct. 034	0	0	0	0	0	0
DuPage Pct. 035	0	0	0	0	0	0



Nancy Schultz Voots

W I L L C O U N T Y C L E R K

DuPage Pct. 036	0	0	0	0	0	0
DuPage Pct. 037	0	0	0	0	0	0
Florence Pct. 001	0	0	0	0	0	0
Frankfort Pct. 001	0	0	0	0	0	0
Frankfort Pct. 002	0	0	0	0	0	0
Frankfort Pct. 003	0	0	0	0	0	0
Frankfort Pct. 004	0	0	0	0	0	0
Frankfort Pct. 005	0	0	0	0	0	0
Frankfort Pct. 006	0	0	0	0	0	0
Frankfort Pct. 007	0	0	0	0	0	0
Frankfort Pct. 008	0	0	0	0	0	0
Frankfort Pct. 009	0	0	0	0	0	0
Frankfort Pct. 010	0	0	0	0	0	0
Frankfort Pct. 011	0	0	0	0	0	0
Frankfort Pct. 012	0	0	0	0	0	0
Frankfort Pct. 013	0	0	0	0	0	0
Frankfort Pct. 014	0	0	0	0	0	0
Frankfort Pct. 015	0	0	0	0	0	0
Frankfort Pct. 016	0	0	0	0	0	0
Frankfort Pct. 017	0	0	0	0	0	0
Frankfort Pct. 018	0	0	0	0	0	0
Frankfort Pct. 019	0	0	0	0	0	0
Frankfort Pct. 020	0	0	0	0	0	0
Frankfort Pct. 021	0	0	0	0	0	0
Frankfort Pct. 022	0	0	0	0	0	0
Frankfort Pct. 023	0	0	0	0	0	0
Frankfort Pct. 024	0	0	0	0	0	0
Frankfort Pct. 025	0	0	0	0	0	0
Frankfort Pct. 026	0	0	0	0	0	0
Frankfort Pct. 027	0	0	0	0	0	0
Frankfort Pct. 028	0	0	0	0	0	0
Green Garden Pct. 001	0	0	0	0	0	0



Nancy Schultz Voots

W I L L C O U N T Y C L E R K

Green Garden Pct. 002	0	0	0	0	0	0
Homer Pct. 001	0	0	0	0	0	0
Homer Pct. 002	0	0	0	0	0	0
Homer Pct. 003	0	0	0	0	0	0
Homer Pct. 004	0	0	0	0	0	0
Homer Pct. 005	0	0	0	0	0	0
Homer Pct. 006	0	0	0	0	0	0
Homer Pct. 007	0	0	0	0	0	0
Homer Pct. 008	0	0	0	0	0	0
Homer Pct. 009	0	0	0	0	0	0
Homer Pct. 010	0	0	0	0	0	0
Homer Pct. 011	0	0	0	0	0	0
Homer Pct. 012	0	0	0	0	0	0
Homer Pct. 013	0	0	0	0	0	0
Homer Pct. 014	0	0	0	0	0	0
Homer Pct. 015	0	0	0	0	0	0
Homer Pct. 016	0	0	0	0	0	0
Homer Pct. 017	0	0	0	0	0	0
Homer Pct. 018	0	0	0	0	0	0
Jackson Pct. 001	0	0	0	0	0	0
Jackson Pct. 002	0	0	0	0	0	0
Joliet Pct. 001	0	0	0	0	0	0
Joliet Pct. 002	0	0	0	0	0	0
Joliet Pct. 003	0	0	0	0	0	0
Joliet Pct. 004	0	0	0	0	0	0
Joliet Pct. 005	0	0	0	0	0	0
Joliet Pct. 006	0	0	0	0	0	0
Joliet Pct. 007	0	0	0	0	0	0
Joliet Pct. 008	0	0	0	0	0	0
Joliet Pct. 009	0	0	0	0	0	0
Joliet Pct. 010	0	0	0	0	0	0
Joliet Pct. 011	0	0	0	0	0	0



Nancy Schultz Voots

W I L L C O U N T Y C L E R K

Joliet Pct. 012	0	0	0	0	0	0
Joliet Pct. 013	0	0	0	0	0	0
Joliet Pct. 014	0	0	0	0	0	0
Joliet Pct. 015	0	0	0	0	0	0
Joliet Pct. 016	0	0	0	0	0	0
Joliet Pct. 017	0	0	0	0	0	0
Joliet Pct. 018	0	0	0	0	0	0
Joliet Pct. 019	0	0	0	0	0	0
Joliet Pct. 020	0	0	0	0	0	0
Joliet Pct. 021	0	0	0	0	0	0
Joliet Pct. 022	0	0	0	0	0	0
Joliet Pct. 023	0	0	0	0	0	0
Joliet Pct. 024	0	0	0	0	0	0
Joliet Pct. 025	0	0	0	0	0	0
Joliet Pct. 026	0	0	0	0	0	0
Joliet Pct. 027	0	0	0	0	0	0
Joliet Pct. 028	0	0	0	0	0	0
Joliet Pct. 029	0	0	0	0	0	0
Joliet Pct. 030	0	0	0	0	0	0
Joliet Pct. 031	0	0	0	0	0	0
Joliet Pct. 032	0	0	0	0	0	0
Joliet Pct. 033	0	0	0	0	0	0
Joliet Pct. 034	0	0	0	0	0	0
Joliet Pct. 035	0	0	0	0	0	0
Joliet Pct. 036	0	0	0	0	0	0
Joliet Pct. 037	0	0	0	0	0	0
Lockport Pct. 001	0	0	0	0	0	0
Lockport Pct. 002	0	0	0	0	0	0
Lockport Pct. 003	0	0	0	0	0	0
Lockport Pct. 004	0	0	0	0	0	0
Lockport Pct. 005	0	0	0	0	0	0
Lockport Pct. 006	0	0	0	0	0	0



Nancy Schultz Voots

W I L L C O U N T Y C L E R K

Lockport Pct. 007	0	0	0	0	0	0
Lockport Pct. 008	0	0	0	0	0	0
Lockport Pct. 009	0	0	0	0	0	0
Lockport Pct. 010	0	0	0	0	0	0
Lockport Pct. 011	0	0	0	0	0	0
Lockport Pct. 012	0	0	0	0	0	0
Lockport Pct. 013	0	0	0	0	0	0
Lockport Pct. 014	0	0	0	0	0	0
Lockport Pct. 015	0	0	0	0	0	0
Lockport Pct. 016	0	0	0	0	0	0
Lockport Pct. 017	0	0	0	0	0	0
Lockport Pct. 018	0	0	0	0	0	0
Lockport Pct. 019	0	0	0	0	0	0
Lockport Pct. 020	0	0	0	0	0	0
Lockport Pct. 021	0	0	0	0	0	0
Lockport Pct. 022	0	0	0	0	0	0
Lockport Pct. 023	0	0	0	0	0	0
Lockport Pct. 024	0	0	0	0	0	0
Manhattan Pct. 001	0	0	0	0	0	0
Manhattan Pct. 002	0	0	0	0	0	0
Manhattan Pct. 003	0	0	0	0	0	0
Manhattan Pct. 004	0	0	0	0	0	0
Monee Pct. 001	0	0	0	0	0	0
Monee Pct. 002	0	0	0	0	0	0
Monee Pct. 003	0	0	0	0	0	0
Monee Pct. 004	0	0	0	0	0	0
Monee Pct. 005	0	0	0	0	0	0
Monee Pct. 006	0	0	0	0	0	0
Monee Pct. 007	0	0	0	0	0	0
Monee Pct. 008	0	0	0	0	0	0
New Lenox Pct. 001	0	0	0	0	0	0
New Lenox Pct. 002	0	0	0	0	0	0



Nancy Schultz Voots

W I L L C O U N T Y C L E R K

New Lenox Pct. 003	0	0	0	0	0	0
New Lenox Pct. 004	0	0	0	0	0	0
New Lenox Pct. 005	0	0	0	0	0	0
New Lenox Pct. 006	0	0	0	0	0	0
New Lenox Pct. 007	0	0	0	0	0	0
New Lenox Pct. 008	0	0	0	0	0	0
New Lenox Pct. 009	0	0	0	0	0	0
New Lenox Pct. 010	0	0	0	0	0	0
New Lenox Pct. 011	0	0	0	0	0	0
New Lenox Pct. 012	0	0	0	0	0	0
New Lenox Pct. 013	0	0	0	0	0	0
New Lenox Pct. 014	0	0	0	0	0	0
New Lenox Pct. 015	0	0	0	0	0	0
New Lenox Pct. 016	0	0	0	0	0	0
New Lenox Pct. 017	0	0	0	0	0	0
New Lenox Pct. 018	0	0	0	0	0	0
New Lenox Pct. 019	0	0	0	0	0	0
New Lenox Pct. 020	0	0	0	0	0	0
Peotone Pct. 001	0	0	0	0	0	0
Peotone Pct. 002	0	0	0	0	0	0
Plainfield Pct. 001	0	0	0	0	0	0
Plainfield Pct. 002	0	0	0	0	0	0
Plainfield Pct. 003	0	0	0	0	0	0
Plainfield Pct. 004	0	0	0	0	0	0
Plainfield Pct. 005	0	0	0	0	0	0
Plainfield Pct. 006	0	0	0	0	0	0
Plainfield Pct. 007	0	0	0	0	0	0
Plainfield Pct. 008	0	0	0	0	0	0
Plainfield Pct. 009	0	0	0	0	0	0
Plainfield Pct. 010	0	0	0	0	0	0
Plainfield Pct. 011	0	0	0	0	0	0
Plainfield Pct. 012	0	0	0	0	0	0



Nancy Schultz Voots

W I L L C O U N T Y C L E R K

Plainfield Pct. 013	0	0	0	0	0	0
Plainfield Pct. 014	0	0	0	0	0	0
Plainfield Pct. 015	0	0	0	0	0	0
Plainfield Pct. 016	0	0	0	0	0	0
Plainfield Pct. 017	0	0	0	0	0	0
Plainfield Pct. 018	0	0	0	0	0	0
Plainfield Pct. 019	0	0	0	0	0	0
Plainfield Pct. 020	0	0	0	0	0	0
Plainfield Pct. 021	0	0	0	0	0	0
Plainfield Pct. 022	0	0	0	0	0	0
Plainfield Pct. 023	0	0	0	0	0	0
Plainfield Pct. 024	0	0	0	0	0	0
Plainfield Pct. 025	0	0	0	0	0	0
Plainfield Pct. 026	0	0	0	0	0	0
Plainfield Pct. 027	0	0	0	0	0	0
Plainfield Pct. 028	0	0	0	0	0	0
Plainfield Pct. 029	0	0	0	0	0	0
Plainfield Pct. 030	0	0	0	0	0	0
Plainfield Pct. 031	0	0	0	0	0	0
Plainfield Pct. 032	0	0	0	0	0	0
Plainfield Pct. 033	0	0	0	0	0	0
Plainfield Pct. 034	0	0	0	0	0	0
Plainfield Pct. 035	0	0	0	0	0	0
Reed Pct. 001	0	0	0	0	0	0
Reed Pct. 002	0	0	0	0	0	0
Reed Pct. 003	0	0	0	0	0	0
Troy Pct. 001	0	0	0	0	0	0
Troy Pct. 002	0	0	0	0	0	0
Troy Pct. 003	0	0	0	0	0	0
Troy Pct. 004	0	0	0	0	0	0
Troy Pct. 005	0	0	0	0	0	0
Troy Pct. 006	0	0	0	0	0	0



Nancy Schultz Voots

W I L L C O U N T Y C L E R K

Troy Pct. 007	0	0	0	0	0	0	0
Troy Pct. 008	0	0	0	0	0	0	0
Troy Pct. 009	0	0	0	0	0	0	0
Troy Pct. 010	0	0	0	0	0	0	0
Troy Pct. 011	0	0	0	0	0	0	0
Troy Pct. 012	0	0	0	0	0	0	0
Troy Pct. 013	0	0	0	0	0	0	0
Troy Pct. 014	0	0	0	0	0	0	0
Troy Pct. 015	0	0	0	0	0	0	0
Troy Pct. 016	0	0	0	0	0	0	0
Troy Pct. 017	0	0	0	0	0	0	0
Troy Pct. 018	0	0	0	0	0	0	0
Troy Pct. 019	0	0	0	0	0	0	0
Troy Pct. 020	0	0	0	0	0	0	0
Troy Pct. 021	0	0	0	0	0	0	0
Troy Pct. 022	0	0	0	0	0	0	0
Washington Pct. 001	0	0	0	0	0	0	0
Washington Pct. 002	0	0	0	0	0	0	0
Washington Pct. 003	0	0	0	0	0	0	0
Wesley Pct. 001	0	0	0	0	0	0	0
Wheatland Pct. 001	0	0	0	0	0	0	0
Wheatland Pct. 002	0	0	0	0	0	0	0
Wheatland Pct. 003	0	0	0	0	0	0	0
Wheatland Pct. 004	0	0	0	0	0	0	0
Wheatland Pct. 005	0	0	0	0	0	0	0
Wheatland Pct. 006	0	0	0	0	0	0	0
Wheatland Pct. 007	0	0	0	0	0	0	0
Wheatland Pct. 008	0	0	0	0	0	0	0
Wheatland Pct. 009	0	0	0	0	0	0	0
Wheatland Pct. 010	0	0	0	0	0	0	0
Wheatland Pct. 011	0	0	0	0	0	0	0
Wheatland Pct. 012	0	0	0	0	0	0	0



Nancy Schultz Voots

W I L L C O U N T Y C L E R K

Wheatland Pct. 013	0	0	0	0	0	0	0				
Wheatland Pct. 014	0	0	0	0	0	0	0				
Wheatland Pct. 015	0	0	0	0	0	0	0				
Wheatland Pct. 016	0	0	0	0	0	0	0				
Wheatland Pct. 017	0	0	0	0	0	0	0				
Wheatland Pct. 018	0	0	0	0	0	0	0				
Wheatland Pct. 019	0	0	0	0	0	0	0				
Wheatland Pct. 020	0	0	0	0	0	0	0				
Wheatland Pct. 021	0	0	0	0	0	0	0				
Wheatland Pct. 022	0	0	0	0	0	0	0				
Wheatland Pct. 023	0	0	0	0	0	0	0				
Wheatland Pct. 024	0	0	0	0	0	0	0				
Wheatland Pct. 025	0	0	0	0	0	0	0				
Wheatland Pct. 026	0	0	1	0	0	0	1				
Wheatland Pct. 027	0	0	0	0	0	0	0				
Wheatland Pct. 028	0	0	0	0	0	0	0				
Wheatland Pct. 029	0	0	0	0	0	0	0				
Wheatland Pct. 030	0	0	0	0	0	0	0				
Wheatland Pct. 031	0	0	0	0	0	0	0				
Wheatland Pct. 032	0	0	0	0	0	0	0				
Wheatland Pct. 033	0	0	0	0	0	0	0				
Wheatland Pct. 034	0	0	0	0	0	0	0				
Will Pct. 001	0	0	0	0	0	0	0				
Wilmington Pct. 001	0	0	0	0	0	0	0				
Wilmington Pct. 002	0	0	0	0	0	0	0				
Wilmington Pct. 003	0	0	0	0	0	0	0				
Wilton Pct. 001	0	0	0	0	0	0	0				
V/M:	0	EV:	0	EN:	1	PR:	0	PV/M:	0	GT:	1



Nancy Schultz Voots

W I L L C O U N T Y C L E R K

**Official Valid Write-In Results
November 6, 2018 General Election**

**(Bob) Robert G. Canfield
Illinois State Governor**

<u>Precincts</u>	<u>Vote by Mail</u>	<u>Early Voting</u>	<u>Election Day</u>	<u>Provisional</u>	<u>Postmarked VBM</u>	<u>TOTAL VOTES</u>
Channahon Pct. 001	0	0	0	0	0	0
Channahon Pct. 002	0	0	0	0	0	0
Channahon Pct. 003	0	0	0	0	0	0
Channahon Pct. 004	0	0	0	0	0	0
Channahon Pct. 005	0	0	0	0	0	0
Crete Pct. 001	0	0	0	0	0	0
Crete Pct. 002	0	0	0	0	0	0
Crete Pct. 003	0	0	0	0	0	0
Crete Pct. 004	0	0	0	0	0	0
Crete Pct. 005	0	0	0	0	0	0
Crete Pct. 006	0	0	0	0	0	0
Crete Pct. 007	0	0	0	0	0	0
Crete Pct. 008	0	0	0	0	0	0
Crete Pct. 009	0	0	0	0	0	0
Crete Pct. 010	0	0	0	0	0	0
Crete Pct. 011	0	0	0	0	0	0
Crete Pct. 012	0	0	0	0	0	0
Custer Pct. 001	0	0	0	0	0	0
DuPage Pct. 001	0	0	0	0	0	0
DuPage Pct. 002	0	0	0	0	0	0
DuPage Pct. 003	0	0	0	0	0	0



Nancy Schultz Voots

W I L L C O U N T Y C L E R K

DuPage Pct. 004	0	0	0	0	0	0
DuPage Pct. 005	0	0	0	0	0	0
DuPage Pct. 006	0	0	0	0	0	0
DuPage Pct. 007	0	0	0	0	0	0
DuPage Pct. 008	0	2	0	0	0	2
DuPage Pct. 009	0	0	0	0	0	0
DuPage Pct. 010	0	0	0	0	0	0
DuPage Pct. 011	0	0	0	0	0	0
DuPage Pct. 012	0	0	0	0	0	0
DuPage Pct. 013	0	0	0	0	0	0
DuPage Pct. 014	0	0	0	0	0	0
DuPage Pct. 015	0	0	0	0	0	0
DuPage Pct. 016	0	0	0	0	0	0
DuPage Pct. 017	0	0	0	0	0	0
DuPage Pct. 018	0	0	0	0	0	0
DuPage Pct. 019	0	0	0	0	0	0
DuPage Pct. 020	0	0	0	0	0	0
DuPage Pct. 021	0	0	0	0	0	0
DuPage Pct. 022	0	0	0	0	0	0
DuPage Pct. 023	0	0	0	0	0	0
DuPage Pct. 024	0	0	0	0	0	0
DuPage Pct. 025	0	0	0	0	0	0
DuPage Pct. 026	0	0	0	0	0	0
DuPage Pct. 027	0	0	0	0	0	0
DuPage Pct. 028	0	0	0	0	0	0
DuPage Pct. 029	0	0	0	0	0	0
DuPage Pct. 030	0	0	0	0	0	0
DuPage Pct. 031	0	0	0	0	0	0
DuPage Pct. 032	0	0	0	0	0	0



Nancy Schultz Voots

W I L L C O U N T Y C L E R K

DuPage Pct. 033	0	0	0	0	0	0
DuPage Pct. 034	0	0	0	0	0	0
DuPage Pct. 035	0	0	0	0	0	0
DuPage Pct. 036	0	0	0	0	0	0
DuPage Pct. 037	0	0	0	0	0	0
Florence Pct. 001	0	0	0	0	0	0
Frankfort Pct. 001	0	0	0	0	0	0
Frankfort Pct. 002	0	0	0	0	0	0
Frankfort Pct. 003	0	0	0	0	0	0
Frankfort Pct. 004	0	0	0	0	0	0
Frankfort Pct. 005	0	0	0	0	0	0
Frankfort Pct. 006	0	0	0	0	0	0
Frankfort Pct. 007	0	0	0	0	0	0
Frankfort Pct. 008	0	0	0	0	0	0
Frankfort Pct. 009	0	0	0	0	0	0
Frankfort Pct. 010	0	0	0	0	0	0
Frankfort Pct. 011	0	0	0	0	0	0
Frankfort Pct. 012	0	0	0	0	0	0
Frankfort Pct. 013	0	0	0	0	0	0
Frankfort Pct. 014	0	0	0	0	0	0
Frankfort Pct. 015	0	0	0	0	0	0
Frankfort Pct. 016	0	0	0	0	0	0
Frankfort Pct. 017	0	0	0	0	0	0
Frankfort Pct. 018	0	0	0	0	0	0
Frankfort Pct. 019	0	0	0	0	0	0
Frankfort Pct. 020	0	0	0	0	0	0
Frankfort Pct. 021	0	0	0	0	0	0
Frankfort Pct. 022	0	0	0	0	0	0
Frankfort Pct. 023	0	0	0	0	0	0
Frankfort Pct. 024	0	0	0	0	0	0



Nancy Schultz Voots

W I L L C O U N T Y C L E R K

Frankfort Pct. 025	0	0	0	0	0	0
Frankfort Pct. 026	0	0	0	0	0	0
Frankfort Pct. 027	0	0	0	0	0	0
Frankfort Pct. 028	0	0	0	0	0	0
Green Garden Pct. 001	0	0	0	0	0	0
Green Garden Pct. 002	0	0	0	0	0	0
Homer Pct. 001	0	0	0	0	0	0
Homer Pct. 002	0	0	0	0	0	0
Homer Pct. 003	0	0	0	0	0	0
Homer Pct. 004	0	0	0	0	0	0
Homer Pct. 005	0	0	0	0	0	0
Homer Pct. 006	0	0	0	0	0	0
Homer Pct. 007	0	0	0	0	0	0
Homer Pct. 008	0	0	0	0	0	0
Homer Pct. 009	0	0	0	0	0	0
Homer Pct. 010	0	0	0	0	0	0
Homer Pct. 011	0	0	0	0	0	0
Homer Pct. 012	0	0	0	0	0	0
Homer Pct. 013	0	0	0	0	0	0
Homer Pct. 014	0	0	0	0	0	0
Homer Pct. 015	0	0	0	0	0	0
Homer Pct. 016	0	0	0	0	0	0
Homer Pct. 017	0	0	0	0	0	0
Homer Pct. 018	0	0	0	0	0	0
Jackson Pct. 001	0	0	0	0	0	0
Jackson Pct. 002	0	0	0	0	0	0
Joliet Pct. 001	0	0	0	0	0	0
Joliet Pct. 002	0	0	0	0	0	0
Joliet Pct. 003	0	0	0	0	0	0
Joliet Pct. 004	0	0	0	0	0	0



Nancy Schultz Voots

W I L L C O U N T Y C L E R K

Joliet Pct. 005	0	0	0	0	0	0
Joliet Pct. 006	0	0	0	0	0	0
Joliet Pct. 007	0	0	0	0	0	0
Joliet Pct. 008	0	0	0	0	0	0
Joliet Pct. 009	0	0	0	0	0	0
Joliet Pct. 010	0	0	0	0	0	0
Joliet Pct. 011	0	0	0	0	0	0
Joliet Pct. 012	0	0	0	0	0	0
Joliet Pct. 013	0	0	0	0	0	0
Joliet Pct. 014	0	0	0	0	0	0
Joliet Pct. 015	0	0	0	0	0	0
Joliet Pct. 016	0	0	0	0	0	0
Joliet Pct. 017	0	0	0	0	0	0
Joliet Pct. 018	0	0	0	0	0	0
Joliet Pct. 019	0	0	0	0	0	0
Joliet Pct. 020	0	0	0	0	0	0
Joliet Pct. 021	0	0	0	0	0	0
Joliet Pct. 022	0	0	0	0	0	0
Joliet Pct. 023	0	0	0	0	0	0
Joliet Pct. 024	0	0	0	0	0	0
Joliet Pct. 025	0	0	0	0	0	0
Joliet Pct. 026	0	0	0	0	0	0
Joliet Pct. 027	0	0	0	0	0	0
Joliet Pct. 028	0	0	0	0	0	0
Joliet Pct. 029	0	0	0	0	0	0
Joliet Pct. 030	0	0	0	0	0	0
Joliet Pct. 031	0	0	0	0	0	0
Joliet Pct. 032	0	0	0	0	0	0
Joliet Pct. 033	0	0	0	0	0	0
Joliet Pct. 034	0	0	0	0	0	0



Nancy Schultz Voots

W I L L C O U N T Y C L E R K

Joliet Pct. 035	0	0	0	0	0	0
Joliet Pct. 036	0	0	0	0	0	0
Joliet Pct. 037	0	0	0	0	0	0
Lockport Pct. 001	0	0	0	0	0	0
Lockport Pct. 002	0	0	0	0	0	0
Lockport Pct. 003	0	0	0	0	0	0
Lockport Pct. 004	0	0	0	0	0	0
Lockport Pct. 005	0	0	0	0	0	0
Lockport Pct. 006	0	0	0	0	0	0
Lockport Pct. 007	0	0	0	0	0	0
Lockport Pct. 008	0	0	0	0	0	0
Lockport Pct. 009	0	0	0	0	0	0
Lockport Pct. 010	0	0	0	0	0	0
Lockport Pct. 011	0	0	0	0	0	0
Lockport Pct. 012	0	0	0	0	0	0
Lockport Pct. 013	0	0	0	0	0	0
Lockport Pct. 014	0	0	0	0	0	0
Lockport Pct. 015	0	0	0	0	0	0
Lockport Pct. 016	0	0	0	0	0	0
Lockport Pct. 017	0	0	0	0	0	0
Lockport Pct. 018	0	0	0	0	0	0
Lockport Pct. 019	0	0	0	0	0	0
Lockport Pct. 020	0	0	0	0	0	0
Lockport Pct. 021	0	0	0	0	0	0
Lockport Pct. 022	0	0	0	0	0	0
Lockport Pct. 023	0	0	0	0	0	0
Lockport Pct. 024	0	0	0	0	0	0
Manhattan Pct. 001	0	0	0	0	0	0
Manhattan Pct. 002	0	0	0	0	0	0
Manhattan Pct. 003	0	0	0	0	0	0



Nancy Schultz Voots

W I L L C O U N T Y C L E R K

Manhattan Pct. 004	0	0	0	0	0	0
Monee Pct. 001	0	0	0	0	0	0
Monee Pct. 002	0	0	0	0	0	0
Monee Pct. 003	0	0	0	0	0	0
Monee Pct. 004	0	0	0	0	0	0
Monee Pct. 005	0	0	0	0	0	0
Monee Pct. 006	0	0	0	0	0	0
Monee Pct. 007	0	0	0	0	0	0
Monee Pct. 008	0	0	0	0	0	0
New Lenox Pct. 001	0	0	0	0	0	0
New Lenox Pct. 002	0	0	0	0	0	0
New Lenox Pct. 003	0	0	0	0	0	0
New Lenox Pct. 004	0	0	0	0	0	0
New Lenox Pct. 005	0	0	0	0	0	0
New Lenox Pct. 006	0	0	0	0	0	0
New Lenox Pct. 007	0	0	0	0	0	0
New Lenox Pct. 008	0	0	0	0	0	0
New Lenox Pct. 009	0	0	0	0	0	0
New Lenox Pct. 010	0	0	0	0	0	0
New Lenox Pct. 011	0	0	0	0	0	0
New Lenox Pct. 012	0	0	0	0	0	0
New Lenox Pct. 013	0	0	0	0	0	0
New Lenox Pct. 014	0	0	0	0	0	0
New Lenox Pct. 015	0	0	0	0	0	0
New Lenox Pct. 016	0	0	0	0	0	0
New Lenox Pct. 017	0	0	0	0	0	0
New Lenox Pct. 018	0	0	0	0	0	0
New Lenox Pct. 019	0	0	0	0	0	0
New Lenox Pct. 020	0	0	0	0	0	0
Peotone Pct. 001	0	0	0	0	0	0



Nancy Schultz Voots

W I L L C O U N T Y C L E R K

Peotone Pct. 002	0	0	0	0	0	0
Plainfield Pct. 001	0	0	0	0	0	0
Plainfield Pct. 002	0	0	0	0	0	0
Plainfield Pct. 003	0	0	0	0	0	0
Plainfield Pct. 004	0	0	0	0	0	0
Plainfield Pct. 005	0	0	0	0	0	0
Plainfield Pct. 006	0	0	0	0	0	0
Plainfield Pct. 007	0	0	0	0	0	0
Plainfield Pct. 008	0	0	0	0	0	0
Plainfield Pct. 009	0	0	0	0	0	0
Plainfield Pct. 010	0	0	0	0	0	0
Plainfield Pct. 011	0	0	0	0	0	0
Plainfield Pct. 012	0	0	0	0	0	0
Plainfield Pct. 013	0	0	0	0	0	0
Plainfield Pct. 014	0	0	0	0	0	0
Plainfield Pct. 015	0	0	0	0	0	0
Plainfield Pct. 016	0	0	0	0	0	0
Plainfield Pct. 017	0	0	0	0	0	0
Plainfield Pct. 018	0	0	0	0	0	0
Plainfield Pct. 019	0	0	0	0	0	0
Plainfield Pct. 020	0	0	0	0	0	0
Plainfield Pct. 021	0	0	0	0	0	0
Plainfield Pct. 022	0	0	0	0	0	0
Plainfield Pct. 023	0	0	0	0	0	0
Plainfield Pct. 024	0	0	0	0	0	0
Plainfield Pct. 025	0	0	0	0	0	0
Plainfield Pct. 026	0	0	0	0	0	0
Plainfield Pct. 027	0	0	0	0	0	0
Plainfield Pct. 028	0	0	0	0	0	0
Plainfield Pct. 029	0	0	0	0	0	0



Nancy Schultz Voots

W I L L C O U N T Y C L E R K

Plainfield Pct. 030	0	0	0	0	0	0
Plainfield Pct. 031	0	0	0	0	0	0
Plainfield Pct. 032	0	0	0	0	0	0
Plainfield Pct. 033	0	0	0	0	0	0
Plainfield Pct. 034	0	0	0	0	0	0
Plainfield Pct. 035	0	0	0	0	0	0
Reed Pct. 001	0	0	0	0	0	0
Reed Pct. 002	0	0	0	0	0	0
Reed Pct. 003	0	0	0	0	0	0
Troy Pct. 001	0	0	0	0	0	0
Troy Pct. 002	0	0	0	0	0	0
Troy Pct. 003	0	0	0	0	0	0
Troy Pct. 004	0	0	0	0	0	0
Troy Pct. 005	0	0	0	0	0	0
Troy Pct. 006	0	0	0	0	0	0
Troy Pct. 007	0	0	0	0	0	0
Troy Pct. 008	0	0	0	0	0	0
Troy Pct. 009	0	0	0	0	0	0
Troy Pct. 010	0	0	0	0	0	0
Troy Pct. 011	0	0	0	0	0	0
Troy Pct. 012	0	0	0	0	0	0
Troy Pct. 013	0	0	0	0	0	0
Troy Pct. 014	0	0	0	0	0	0
Troy Pct. 015	0	0	0	0	0	0
Troy Pct. 016	0	0	0	0	0	0
Troy Pct. 017	0	0	0	0	0	0
Troy Pct. 018	0	0	0	0	0	0
Troy Pct. 019	0	0	0	0	0	0
Troy Pct. 020	0	0	0	0	0	0
Troy Pct. 021	0	0	0	0	0	0



Nancy Schultz Voots

W I L L C O U N T Y C L E R K

Troy Pct. 022	0	0	0	0	0	0
Washington Pct. 001	0	0	0	0	0	0
Washington Pct. 002	0	0	0	0	0	0
Washington Pct. 003	0	0	0	0	0	0
Wesley Pct. 001	0	0	0	0	0	0
Wheatland Pct. 001	0	0	0	0	0	0
Wheatland Pct. 002	0	0	0	0	0	0
Wheatland Pct. 003	0	0	0	0	0	0
Wheatland Pct. 004	0	0	0	0	0	0
Wheatland Pct. 005	0	0	0	0	0	0
Wheatland Pct. 006	0	0	0	0	0	0
Wheatland Pct. 007	0	0	0	0	0	0
Wheatland Pct. 008	0	0	0	0	0	0
Wheatland Pct. 009	0	0	0	0	0	0
Wheatland Pct. 010	0	0	0	0	0	0
Wheatland Pct. 011	0	0	0	0	0	0
Wheatland Pct. 012	0	0	0	0	0	0
Wheatland Pct. 013	0	0	0	0	0	0
Wheatland Pct. 014	0	0	0	0	0	0
Wheatland Pct. 015	0	0	0	0	0	0
Wheatland Pct. 016	0	0	0	0	0	0
Wheatland Pct. 017	0	0	0	0	0	0
Wheatland Pct. 018	0	0	0	0	0	0
Wheatland Pct. 019	0	0	0	0	0	0
Wheatland Pct. 020	0	0	0	0	0	0
Wheatland Pct. 021	0	0	0	0	0	0
Wheatland Pct. 022	0	0	0	0	0	0
Wheatland Pct. 023	0	0	0	0	0	0
Wheatland Pct. 024	0	0	0	0	0	0
Wheatland Pct. 025	0	0	0	0	0	0



Nancy Schultz Voots

W I L L C O U N T Y C L E R K

Wheatland Pct. 026	0	0	0	0	0	0	0	0			
Wheatland Pct. 027	0	0	0	0	0	0	0	0			
Wheatland Pct. 028	0	0	0	0	0	0	0	0			
Wheatland Pct. 029	0	0	0	0	0	0	0	0			
Wheatland Pct. 030	0	0	0	0	0	0	0	0			
Wheatland Pct. 031	0	0	0	0	0	0	0	0			
Wheatland Pct. 032	0	0	0	0	0	0	0	0			
Wheatland Pct. 033	0	0	0	0	0	0	0	0			
Wheatland Pct. 034	0	0	0	0	0	0	0	0			
Will Pct. 001	0	0	0	0	0	0	0	0			
Wilmington Pct. 001	0	0	0	0	0	0	0	0			
Wilmington Pct. 002	0	0	0	0	0	0	0	0			
Wilmington Pct. 003	0	0	0	0	0	0	0	0			
Wilton Pct. 001	0	0	0	0	0	0	0	0			
V/M:	0	EV:	2	EN:	0	PR:	0	PV/M:	0	GT:	2



Nancy Schultz Voots

W I L L C O U N T Y C L E R K

**Official Valid Write-In Results
November 6, 2018 General Election**

**Nancy Foster
Illinois State Governor**

<u>Precincts</u>	<u>Vote by Mail</u>	<u>Early Voting</u>	<u>Election Day</u>	<u>Provisional</u>	<u>Postmarked VBM</u>	<u>TOTAL VOTES</u>
Channahon Pct. 001	0	0	0	0	0	0
Channahon Pct. 002	0	0	0	0	0	0
Channahon Pct. 003	0	0	0	0	0	0
Channahon Pct. 004	0	0	0	0	0	0
Channahon Pct. 005	0	0	0	0	0	0
Crete Pct. 001	0	0	0	0	0	0
Crete Pct. 002	0	0	0	0	0	0
Crete Pct. 003	0	0	0	0	0	0
Crete Pct. 004	0	0	0	0	0	0
Crete Pct. 005	0	0	0	0	0	0
Crete Pct. 006	0	0	0	0	0	0
Crete Pct. 007	0	0	0	0	0	0
Crete Pct. 008	0	0	0	0	0	0
Crete Pct. 009	0	0	0	0	0	0
Crete Pct. 010	0	0	0	0	0	0
Crete Pct. 011	0	0	0	0	0	0
Crete Pct. 012	0	0	0	0	0	0
Custer Pct. 001	0	0	0	0	0	0
DuPage Pct. 001	0	0	0	0	0	0
DuPage Pct. 002	0	0	0	0	0	0
DuPage Pct. 003	0	0	0	0	0	0
DuPage Pct. 004	0	0	0	0	0	0
DuPage Pct. 005	0	0	0	0	0	0
DuPage Pct. 006	0	0	0	0	0	0



Nancy Schultz Voots

W I L L C O U N T Y C L E R K

DuPage Pct. 007	0	0	0	0	0	0
DuPage Pct. 008	0	0	0	0	0	0
DuPage Pct. 009	0	0	0	0	0	0
DuPage Pct. 010	0	0	0	0	0	0
DuPage Pct. 011	0	0	0	0	0	0
DuPage Pct. 012	0	0	0	0	0	0
DuPage Pct. 013	0	0	0	0	0	0
DuPage Pct. 014	0	0	0	0	0	0
DuPage Pct. 015	0	0	0	0	0	0
DuPage Pct. 016	0	0	0	0	0	0
DuPage Pct. 017	0	0	0	0	0	0
DuPage Pct. 018	0	0	0	0	0	0
DuPage Pct. 019	0	0	0	0	0	0
DuPage Pct. 020	0	0	0	0	0	0
DuPage Pct. 021	0	0	0	0	0	0
DuPage Pct. 022	0	0	0	0	0	0
DuPage Pct. 023	0	0	0	0	0	0
DuPage Pct. 024	0	0	0	0	0	0
DuPage Pct. 025	0	0	0	0	0	0
DuPage Pct. 026	0	0	0	0	0	0
DuPage Pct. 027	0	0	0	0	0	0
DuPage Pct. 028	0	0	0	0	0	0
DuPage Pct. 029	0	0	0	0	0	0
DuPage Pct. 030	0	0	0	0	0	0
DuPage Pct. 031	0	0	0	0	0	0
DuPage Pct. 032	0	0	0	0	0	0
DuPage Pct. 033	0	0	0	0	0	0
DuPage Pct. 034	0	0	0	0	0	0
DuPage Pct. 035	0	0	0	0	0	0
DuPage Pct. 036	0	0	0	0	0	0
DuPage Pct. 037	0	0	0	0	0	0
Florence Pct. 001	0	0	0	0	0	0
Frankfort Pct. 001	0	0	0	0	0	0
Frankfort Pct. 002	0	0	0	0	0	0



Nancy Schultz Voots

W I L L C O U N T Y C L E R K

Frankfort Pct. 003	0	0	0	0	0	0
Frankfort Pct. 004	0	0	0	0	0	0
Frankfort Pct. 005	0	0	0	0	0	0
Frankfort Pct. 006	0	0	0	0	0	0
Frankfort Pct. 007	0	0	0	0	0	0
Frankfort Pct. 008	0	0	0	0	0	0
Frankfort Pct. 009	0	0	0	0	0	0
Frankfort Pct. 010	0	0	0	0	0	0
Frankfort Pct. 011	0	0	0	0	0	0
Frankfort Pct. 012	0	0	0	0	0	0
Frankfort Pct. 013	0	0	0	0	0	0
Frankfort Pct. 014	0	0	0	0	0	0
Frankfort Pct. 015	0	0	0	0	0	0
Frankfort Pct. 016	0	0	0	0	0	0
Frankfort Pct. 017	0	0	0	0	0	0
Frankfort Pct. 018	0	0	0	0	0	0
Frankfort Pct. 019	0	0	0	0	0	0
Frankfort Pct. 020	0	0	0	0	0	0
Frankfort Pct. 021	0	0	0	0	0	0
Frankfort Pct. 022	0	0	0	0	0	0
Frankfort Pct. 023	0	0	0	0	0	0
Frankfort Pct. 024	0	0	0	0	0	0
Frankfort Pct. 025	0	0	0	0	0	0
Frankfort Pct. 026	0	0	0	0	0	0
Frankfort Pct. 027	0	0	0	0	0	0
Frankfort Pct. 028	0	0	0	0	0	0
Green Garden Pct. 001	0	0	0	0	0	0
Green Garden Pct. 002	0	0	0	0	0	0
Homer Pct. 001	0	0	0	0	0	0
Homer Pct. 002	0	0	0	0	0	0
Homer Pct. 003	0	0	0	0	0	0
Homer Pct. 004	0	0	0	0	0	0
Homer Pct. 005	0	0	0	0	0	0
Homer Pct. 006	0	0	0	0	0	0



Nancy Schultz Voots

W I L L C O U N T Y C L E R K

Homer Pct. 007	0	0	0	0	0	0
Homer Pct. 008	0	0	0	0	0	0
Homer Pct. 009	0	0	0	0	0	0
Homer Pct. 010	0	0	0	0	0	0
Homer Pct. 011	0	0	0	0	0	0
Homer Pct. 012	0	0	0	0	0	0
Homer Pct. 013	0	0	0	0	0	0
Homer Pct. 014	0	0	0	0	0	0
Homer Pct. 015	0	0	0	0	0	0
Homer Pct. 016	0	0	0	0	0	0
Homer Pct. 017	0	0	0	0	0	0
Homer Pct. 018	0	0	0	0	0	0
Jackson Pct. 001	0	0	0	0	0	0
Jackson Pct. 002	0	0	0	0	0	0
Joliet Pct. 001	0	0	0	0	0	0
Joliet Pct. 002	0	0	0	0	0	0
Joliet Pct. 003	0	0	0	0	0	0
Joliet Pct. 004	0	0	0	0	0	0
Joliet Pct. 005	0	0	0	0	0	0
Joliet Pct. 006	0	0	0	0	0	0
Joliet Pct. 007	0	0	0	0	0	0
Joliet Pct. 008	0	0	0	0	0	0
Joliet Pct. 009	0	0	0	0	0	0
Joliet Pct. 010	0	0	0	0	0	0
Joliet Pct. 011	0	0	0	0	0	0
Joliet Pct. 012	0	0	0	0	0	0
Joliet Pct. 013	0	0	0	0	0	0
Joliet Pct. 014	0	0	0	0	0	0
Joliet Pct. 015	0	0	0	0	0	0
Joliet Pct. 016	0	0	0	0	0	0
Joliet Pct. 017	0	0	0	0	0	0
Joliet Pct. 018	0	0	0	0	0	0
Joliet Pct. 019	0	0	0	0	0	0
Joliet Pct. 020	0	0	0	0	0	0



Nancy Schultz Voots

W I L L C O U N T Y C L E R K

Joliet Pct. 021	0	0	0	0	0	0
Joliet Pct. 022	0	0	0	0	0	0
Joliet Pct. 023	0	0	0	0	0	0
Joliet Pct. 024	0	0	0	0	0	0
Joliet Pct. 025	0	0	0	0	0	0
Joliet Pct. 026	0	0	0	0	0	0
Joliet Pct. 027	0	0	0	0	0	0
Joliet Pct. 028	0	0	0	0	0	0
Joliet Pct. 029	0	0	0	0	0	0
Joliet Pct. 030	0	0	0	0	0	0
Joliet Pct. 031	0	0	0	0	0	0
Joliet Pct. 032	0	0	0	0	0	0
Joliet Pct. 033	0	0	0	0	0	0
Joliet Pct. 034	0	0	0	0	0	0
Joliet Pct. 035	0	0	0	0	0	0
Joliet Pct. 036	0	0	0	0	0	0
Joliet Pct. 037	0	0	0	0	0	0
Lockport Pct. 001	0	0	0	0	0	0
Lockport Pct. 002	0	0	0	0	0	0
Lockport Pct. 003	0	0	0	0	0	0
Lockport Pct. 004	0	0	0	0	0	0
Lockport Pct. 005	0	0	0	0	0	0
Lockport Pct. 006	0	0	0	0	0	0
Lockport Pct. 007	0	0	0	0	0	0
Lockport Pct. 008	0	0	0	0	0	0
Lockport Pct. 009	0	0	0	0	0	0
Lockport Pct. 010	0	0	0	0	0	0
Lockport Pct. 011	0	0	0	0	0	0
Lockport Pct. 012	0	0	0	0	0	0
Lockport Pct. 013	0	0	0	0	0	0
Lockport Pct. 014	0	0	0	0	0	0
Lockport Pct. 015	0	0	0	0	0	0
Lockport Pct. 016	0	0	0	0	0	0
Lockport Pct. 017	0	0	0	0	0	0



Nancy Schultz Voots

W I L L C O U N T Y C L E R K

Lockport Pct. 018	0	0	0	0	0	0
Lockport Pct. 019	0	0	0	0	0	0
Lockport Pct. 020	0	0	0	0	0	0
Lockport Pct. 021	0	0	0	0	0	0
Lockport Pct. 022	0	0	0	0	0	0
Lockport Pct. 023	0	0	0	0	0	0
Lockport Pct. 024	0	0	0	0	0	0
Manhattan Pct. 001	0	0	0	0	0	0
Manhattan Pct. 002	0	0	0	0	0	0
Manhattan Pct. 003	0	0	0	0	0	0
Manhattan Pct. 004	0	0	0	0	0	0
Monee Pct. 001	0	0	0	0	0	0
Monee Pct. 002	0	0	0	0	0	0
Monee Pct. 003	0	0	0	0	0	0
Monee Pct. 004	0	0	0	0	0	0
Monee Pct. 005	0	0	0	0	0	0
Monee Pct. 006	0	0	0	0	0	0
Monee Pct. 007	0	0	0	0	0	0
Monee Pct. 008	0	0	0	0	0	0
New Lenox Pct. 001	0	0	0	0	0	0
New Lenox Pct. 002	0	0	0	0	0	0
New Lenox Pct. 003	0	0	0	0	0	0
New Lenox Pct. 004	0	0	0	0	0	0
New Lenox Pct. 005	0	0	0	0	0	0
New Lenox Pct. 006	0	0	0	0	0	0
New Lenox Pct. 007	0	0	0	0	0	0
New Lenox Pct. 008	0	0	0	0	0	0
New Lenox Pct. 009	0	0	0	0	0	0
New Lenox Pct. 010	0	0	0	0	0	0
New Lenox Pct. 011	0	0	0	0	0	0
New Lenox Pct. 012	0	0	0	0	0	0
New Lenox Pct. 013	0	0	0	0	0	0
New Lenox Pct. 014	0	0	0	0	0	0
New Lenox Pct. 015	0	0	0	0	0	0



Nancy Schultz Voots

W I L L C O U N T Y C L E R K

New Lenox Pct. 016	0	0	0	0	0	0
New Lenox Pct. 017	0	0	0	0	0	0
New Lenox Pct. 018	0	0	0	0	0	0
New Lenox Pct. 019	0	0	0	0	0	0
New Lenox Pct. 020	0	0	0	0	0	0
Peotone Pct. 001	0	0	0	0	0	0
Peotone Pct. 002	0	0	0	0	0	0
Plainfield Pct. 001	0	0	0	0	0	0
Plainfield Pct. 002	0	0	0	0	0	0
Plainfield Pct. 003	0	0	0	0	0	0
Plainfield Pct. 004	0	0	0	0	0	0
Plainfield Pct. 005	0	0	0	0	0	0
Plainfield Pct. 006	0	0	0	0	0	0
Plainfield Pct. 007	0	0	0	0	0	0
Plainfield Pct. 008	0	0	0	0	0	0
Plainfield Pct. 009	0	0	0	0	0	0
Plainfield Pct. 010	0	0	0	0	0	0
Plainfield Pct. 011	0	0	0	0	0	0
Plainfield Pct. 012	0	0	0	0	0	0
Plainfield Pct. 013	0	0	0	0	0	0
Plainfield Pct. 014	0	0	0	0	0	0
Plainfield Pct. 015	0	0	0	0	0	0
Plainfield Pct. 016	0	0	0	0	0	0
Plainfield Pct. 017	0	0	0	0	0	0
Plainfield Pct. 018	0	0	0	0	0	0
Plainfield Pct. 019	0	0	0	0	0	0
Plainfield Pct. 020	0	0	0	0	0	0
Plainfield Pct. 021	0	0	0	0	0	0
Plainfield Pct. 022	0	0	0	0	0	0
Plainfield Pct. 023	0	0	0	0	0	0
Plainfield Pct. 024	0	0	0	0	0	0
Plainfield Pct. 025	0	0	0	0	0	0
Plainfield Pct. 026	0	0	0	0	0	0
Plainfield Pct. 027	0	0	0	0	0	0



Nancy Schultz Voots

W I L L C O U N T Y C L E R K

Plainfield Pct. 028	0	0	0	0	0	0
Plainfield Pct. 029	0	0	0	0	0	0
Plainfield Pct. 030	0	0	0	0	0	0
Plainfield Pct. 031	0	0	0	0	0	0
Plainfield Pct. 032	0	0	0	0	0	0
Plainfield Pct. 033	0	0	0	0	0	0
Plainfield Pct. 034	0	0	0	0	0	0
Plainfield Pct. 035	0	0	0	0	0	0
Reed Pct. 001	0	0	0	0	0	0
Reed Pct. 002	0	0	0	0	0	0
Reed Pct. 003	0	0	0	0	0	0
Troy Pct. 001	0	0	0	0	0	0
Troy Pct. 002	0	0	0	0	0	0
Troy Pct. 003	0	0	0	0	0	0
Troy Pct. 004	0	0	0	0	0	0
Troy Pct. 005	0	0	0	0	0	0
Troy Pct. 006	0	0	0	0	0	0
Troy Pct. 007	0	0	0	0	0	0
Troy Pct. 008	0	0	0	0	0	0
Troy Pct. 009	0	0	0	0	0	0
Troy Pct. 010	0	0	0	0	0	0
Troy Pct. 011	0	0	0	0	0	0
Troy Pct. 012	0	0	0	0	0	0
Troy Pct. 013	0	0	0	0	0	0
Troy Pct. 014	0	0	0	0	0	0
Troy Pct. 015	0	0	0	0	0	0
Troy Pct. 016	0	0	0	0	0	0
Troy Pct. 017	0	0	0	0	0	0
Troy Pct. 018	0	0	0	0	0	0
Troy Pct. 019	0	0	0	0	0	0
Troy Pct. 020	0	0	0	0	0	0
Troy Pct. 021	0	0	0	0	0	0
Troy Pct. 022	0	0	0	0	0	0
Washington Pct. 001	0	0	0	0	0	0



Nancy Schultz Voots

W I L L C O U N T Y C L E R K

Washington Pct. 002	0	0	0	0	0	0
Washington Pct. 003	0	0	0	0	0	0
Wesley Pct. 001	0	0	0	0	0	0
Wheatland Pct. 001	0	0	0	0	0	0
Wheatland Pct. 002	0	0	0	0	0	0
Wheatland Pct. 003	0	0	0	0	0	0
Wheatland Pct. 004	0	0	0	0	0	0
Wheatland Pct. 005	0	0	0	0	0	0
Wheatland Pct. 006	0	0	0	0	0	0
Wheatland Pct. 007	0	0	0	0	0	0
Wheatland Pct. 008	0	0	0	0	0	0
Wheatland Pct. 009	0	0	0	0	0	0
Wheatland Pct. 010	0	0	0	0	0	0
Wheatland Pct. 011	0	0	0	0	0	0
Wheatland Pct. 012	0	0	0	0	0	0
Wheatland Pct. 013	0	0	0	0	0	0
Wheatland Pct. 014	0	0	0	0	0	0
Wheatland Pct. 015	0	0	0	0	0	0
Wheatland Pct. 016	0	0	0	0	0	0
Wheatland Pct. 017	0	0	0	0	0	0
Wheatland Pct. 018	0	0	0	0	0	0
Wheatland Pct. 019	0	0	0	0	0	0
Wheatland Pct. 020	0	0	0	0	0	0
Wheatland Pct. 021	0	0	0	0	0	0
Wheatland Pct. 022	0	0	0	0	0	0
Wheatland Pct. 023	0	0	0	0	0	0
Wheatland Pct. 024	0	0	0	0	0	0
Wheatland Pct. 025	0	0	0	0	0	0
Wheatland Pct. 026	0	0	0	0	0	0
Wheatland Pct. 027	0	0	0	0	0	0
Wheatland Pct. 028	0	0	0	0	0	0
Wheatland Pct. 029	0	0	0	0	0	0
Wheatland Pct. 030	0	0	0	0	0	0
Wheatland Pct. 031	0	0	0	0	0	0



Nancy Schultz Voots

W I L L C O U N T Y C L E R K

**Official Valid Write-In Results
November 6, 2018 General Election**

**Gregg Moore
Illinois State Governor**

<u>Precincts</u>	<u>Vote by Mail</u>	<u>Early Voting</u>	<u>Election Day</u>	<u>Provisional</u>	<u>Postmarked VBM</u>	<u>TOTAL VOTES</u>
Channahon Pct. 001	0	0	0	0	0	0
Channahon Pct. 002	0	0	0	0	0	0
Channahon Pct. 003	0	0	0	0	0	0
Channahon Pct. 004	0	0	0	0	0	0
Channahon Pct. 005	0	0	0	0	0	0
Crete Pct. 001	0	0	0	0	0	0
Crete Pct. 002	0	0	0	0	0	0
Crete Pct. 003	0	0	0	0	0	0
Crete Pct. 004	0	0	0	0	0	0
Crete Pct. 005	0	0	0	0	0	0
Crete Pct. 006	0	0	0	0	0	0
Crete Pct. 007	0	0	0	0	0	0
Crete Pct. 008	0	0	0	0	0	0
Crete Pct. 009	0	0	0	0	0	0
Crete Pct. 010	0	0	0	0	0	0
Crete Pct. 011	0	0	0	0	0	0
Crete Pct. 012	0	0	0	0	0	0
Custer Pct. 001	0	0	0	0	0	0
DuPage Pct. 001	0	0	0	0	0	0
DuPage Pct. 002	0	0	0	0	0	0
DuPage Pct. 003	0	0	0	0	0	0



Nancy Schultz Voots

W I L L C O U N T Y C L E R K

DuPage Pct. 004	0	0	0	0	0	0	0
DuPage Pct. 005	0	0	0	0	0	0	0
DuPage Pct. 006	0	0	0	0	0	0	0
DuPage Pct. 007	0	0	0	0	0	0	0
DuPage Pct. 008	0	0	0	0	0	0	0
DuPage Pct. 009	0	0	0	0	0	0	0
DuPage Pct. 010	0	0	0	0	0	0	0
DuPage Pct. 011	0	0	0	0	0	0	0
DuPage Pct. 012	0	0	0	0	0	0	0
DuPage Pct. 013	0	0	0	0	0	0	0
DuPage Pct. 014	0	0	0	0	0	0	0
DuPage Pct. 015	0	0	0	0	0	0	0
DuPage Pct. 016	0	0	0	0	0	0	0
DuPage Pct. 017	0	0	0	0	0	0	0
DuPage Pct. 018	0	0	0	0	0	0	0
DuPage Pct. 019	0	0	0	0	0	0	0
DuPage Pct. 020	0	0	0	0	0	0	0
DuPage Pct. 021	0	0	0	0	0	0	0
DuPage Pct. 022	0	0	0	0	0	0	0
DuPage Pct. 023	0	0	0	0	0	0	0
DuPage Pct. 024	0	0	0	0	0	0	0
DuPage Pct. 025	0	0	0	0	0	0	0
DuPage Pct. 026	0	0	0	0	0	0	0
DuPage Pct. 027	0	0	0	0	0	0	0
DuPage Pct. 028	0	0	0	0	0	0	0
DuPage Pct. 029	0	0	0	0	0	0	0
DuPage Pct. 030	0	0	0	0	0	0	0
DuPage Pct. 031	0	0	0	0	0	0	0
DuPage Pct. 032	0	0	0	0	0	0	0



Nancy Schultz Voots

W I L L C O U N T Y C L E R K

DuPage Pct. 033	0	0	0	0	0	0
DuPage Pct. 034	0	0	0	0	0	0
DuPage Pct. 035	0	0	0	0	0	0
DuPage Pct. 036	0	0	0	0	0	0
DuPage Pct. 037	0	0	0	0	0	0
Florence Pct. 001	0	0	0	0	0	0
Frankfort Pct. 001	0	0	0	0	0	0
Frankfort Pct. 002	0	0	0	0	0	0
Frankfort Pct. 003	0	0	0	0	0	0
Frankfort Pct. 004	0	0	0	0	0	0
Frankfort Pct. 005	0	0	0	0	0	0
Frankfort Pct. 006	0	0	0	0	0	0
Frankfort Pct. 007	0	0	0	0	0	0
Frankfort Pct. 008	0	0	0	0	0	0
Frankfort Pct. 009	0	0	0	0	0	0
Frankfort Pct. 010	0	0	0	0	0	0
Frankfort Pct. 011	0	0	0	0	0	0
Frankfort Pct. 012	0	0	0	0	0	0
Frankfort Pct. 013	0	0	0	0	0	0
Frankfort Pct. 014	0	0	0	0	0	0
Frankfort Pct. 015	0	0	0	0	0	0
Frankfort Pct. 016	0	0	0	0	0	0
Frankfort Pct. 017	0	0	0	0	0	0
Frankfort Pct. 018	0	0	0	0	0	0
Frankfort Pct. 019	0	0	0	0	0	0
Frankfort Pct. 020	0	0	0	0	0	0
Frankfort Pct. 021	0	0	0	0	0	0
Frankfort Pct. 022	0	0	0	0	0	0
Frankfort Pct. 023	0	0	0	0	0	0
Frankfort Pct. 024	0	0	0	0	0	0



Nancy Schultz Voots

W I L L C O U N T Y C L E R K

Frankfort Pct. 025	0	0	0	0	0	0
Frankfort Pct. 026	0	0	0	0	0	0
Frankfort Pct. 027	0	0	0	0	0	0
Frankfort Pct. 028	0	0	0	0	0	0
Green Garden Pct. 001	0	0	0	0	0	0
Green Garden Pct. 002	0	0	0	0	0	0
Homer Pct. 001	0	0	0	0	0	0
Homer Pct. 002	0	0	0	0	0	0
Homer Pct. 003	0	0	0	0	0	0
Homer Pct. 004	0	0	0	0	0	0
Homer Pct. 005	0	0	0	0	0	0
Homer Pct. 006	0	0	0	0	0	0
Homer Pct. 007	0	0	0	0	0	0
Homer Pct. 008	0	0	0	0	0	0
Homer Pct. 009	0	0	0	0	0	0
Homer Pct. 010	0	0	0	0	0	0
Homer Pct. 011	0	0	0	0	0	0
Homer Pct. 012	0	0	0	0	0	0
Homer Pct. 013	0	0	0	0	0	0
Homer Pct. 014	0	0	0	0	0	0
Homer Pct. 015	0	0	0	0	0	0
Homer Pct. 016	0	0	0	0	0	0
Homer Pct. 017	0	0	0	0	0	0
Homer Pct. 018	0	0	0	0	0	0
Jackson Pct. 001	0	0	0	0	0	0
Jackson Pct. 002	0	0	0	0	0	0
Joliet Pct. 001	0	0	0	0	0	0
Joliet Pct. 002	0	0	0	0	0	0
Joliet Pct. 003	0	0	0	0	0	0
Joliet Pct. 004	0	0	0	0	0	0



Nancy Schultz Voots

W I L L C O U N T Y C L E R K

Joliet Pct. 005	0	0	0	0	0	0
Joliet Pct. 006	0	0	0	0	0	0
Joliet Pct. 007	0	0	0	0	0	0
Joliet Pct. 008	0	0	0	0	0	0
Joliet Pct. 009	0	0	0	0	0	0
Joliet Pct. 010	0	0	0	0	0	0
Joliet Pct. 011	0	0	0	0	0	0
Joliet Pct. 012	0	0	0	0	0	0
Joliet Pct. 013	0	0	0	0	0	0
Joliet Pct. 014	0	0	0	0	0	0
Joliet Pct. 015	0	0	0	0	0	0
Joliet Pct. 016	0	0	0	0	0	0
Joliet Pct. 017	0	0	0	0	0	0
Joliet Pct. 018	0	0	0	0	0	0
Joliet Pct. 019	0	0	0	0	0	0
Joliet Pct. 020	0	0	0	0	0	0
Joliet Pct. 021	0	0	0	0	0	0
Joliet Pct. 022	0	0	0	0	0	0
Joliet Pct. 023	0	0	0	0	0	0
Joliet Pct. 024	0	0	0	0	0	0
Joliet Pct. 025	0	0	0	0	0	0
Joliet Pct. 026	0	0	0	0	0	0
Joliet Pct. 027	0	0	0	0	0	0
Joliet Pct. 028	0	0	0	0	0	0
Joliet Pct. 029	0	0	0	0	0	0
Joliet Pct. 030	0	0	0	0	0	0
Joliet Pct. 031	0	0	0	0	0	0
Joliet Pct. 032	0	0	0	0	0	0
Joliet Pct. 033	0	0	0	0	0	0
Joliet Pct. 034	0	0	0	0	0	0



Nancy Schultz Voots

W I L L C O U N T Y C L E R K

Joliet Pct. 035	0	0	0	0	0	0
Joliet Pct. 036	0	0	0	0	0	0
Joliet Pct. 037	0	0	0	0	0	0
Lockport Pct. 001	0	0	0	0	0	0
Lockport Pct. 002	0	0	0	0	0	0
Lockport Pct. 003	0	0	0	0	0	0
Lockport Pct. 004	0	0	0	0	0	0
Lockport Pct. 005	0	0	0	0	0	0
Lockport Pct. 006	0	0	0	0	0	0
Lockport Pct. 007	0	0	0	0	0	0
Lockport Pct. 008	0	0	0	0	0	0
Lockport Pct. 009	0	0	0	0	0	0
Lockport Pct. 010	0	0	0	0	0	0
Lockport Pct. 011	0	0	0	0	0	0
Lockport Pct. 012	0	0	0	0	0	0
Lockport Pct. 013	0	0	0	0	0	0
Lockport Pct. 014	0	0	0	0	0	0
Lockport Pct. 015	0	0	0	0	0	0
Lockport Pct. 016	0	0	0	0	0	0
Lockport Pct. 017	0	0	0	0	0	0
Lockport Pct. 018	0	0	0	0	0	0
Lockport Pct. 019	0	0	0	0	0	0
Lockport Pct. 020	0	0	0	0	0	0
Lockport Pct. 021	0	0	0	0	0	0
Lockport Pct. 022	0	0	0	0	0	0
Lockport Pct. 023	0	0	0	0	0	0
Lockport Pct. 024	0	0	0	0	0	0
Manhattan Pct. 001	0	0	0	0	0	0
Manhattan Pct. 002	0	0	0	0	0	0
Manhattan Pct. 003	0	0	0	0	0	0



Nancy Schultz Voots

W I L L C O U N T Y C L E R K

Manhattan Pct. 004	0	0	0	0	0	0
Monee Pct. 001	0	0	0	0	0	0
Monee Pct. 002	0	0	0	0	0	0
Monee Pct. 003	0	0	0	0	0	0
Monee Pct. 004	0	0	0	0	0	0
Monee Pct. 005	0	0	0	0	0	0
Monee Pct. 006	0	0	0	0	0	0
Monee Pct. 007	0	0	0	0	0	0
Monee Pct. 008	0	0	0	0	0	0
New Lenox Pct. 001	0	0	0	0	0	0
New Lenox Pct. 002	0	0	0	0	0	0
New Lenox Pct. 003	0	0	0	0	0	0
New Lenox Pct. 004	0	0	0	0	0	0
New Lenox Pct. 005	0	0	0	0	0	0
New Lenox Pct. 006	0	0	0	0	0	0
New Lenox Pct. 007	0	0	0	0	0	0
New Lenox Pct. 008	0	0	0	0	0	0
New Lenox Pct. 009	0	0	0	0	0	0
New Lenox Pct. 010	0	0	0	0	0	0
New Lenox Pct. 011	0	0	0	0	0	0
New Lenox Pct. 012	0	0	0	0	0	0
New Lenox Pct. 013	0	0	0	0	0	0
New Lenox Pct. 014	0	0	0	0	0	0
New Lenox Pct. 015	0	0	0	0	0	0
New Lenox Pct. 016	0	0	0	0	0	0
New Lenox Pct. 017	0	0	0	0	0	0
New Lenox Pct. 018	0	0	0	0	0	0
New Lenox Pct. 019	0	0	0	0	0	0
New Lenox Pct. 020	0	0	0	0	0	0
Peotone Pct. 001	0	0	0	0	0	0



Nancy Schultz Voots

W I L L C O U N T Y C L E R K

Peotone Pct. 002	0	0	0	0	0	0
Plainfield Pct. 001	0	0	0	0	0	0
Plainfield Pct. 002	0	0	0	0	0	0
Plainfield Pct. 003	0	0	0	0	0	0
Plainfield Pct. 004	0	0	0	0	0	0
Plainfield Pct. 005	0	0	0	0	0	0
Plainfield Pct. 006	0	0	0	0	0	0
Plainfield Pct. 007	0	0	0	0	0	0
Plainfield Pct. 008	0	0	0	0	0	0
Plainfield Pct. 009	0	0	0	0	0	0
Plainfield Pct. 010	0	0	0	0	0	0
Plainfield Pct. 011	0	0	0	0	0	0
Plainfield Pct. 012	0	0	0	0	0	0
Plainfield Pct. 013	0	0	0	0	0	0
Plainfield Pct. 014	0	0	0	0	0	0
Plainfield Pct. 015	0	0	0	0	0	0
Plainfield Pct. 016	0	0	0	0	0	0
Plainfield Pct. 017	0	0	0	0	0	0
Plainfield Pct. 018	0	0	0	0	0	0
Plainfield Pct. 019	0	0	0	0	0	0
Plainfield Pct. 020	0	0	0	0	0	0
Plainfield Pct. 021	0	0	0	0	0	0
Plainfield Pct. 022	0	0	0	0	0	0
Plainfield Pct. 023	0	0	0	0	0	0
Plainfield Pct. 024	0	0	0	0	0	0
Plainfield Pct. 025	0	0	0	0	0	0
Plainfield Pct. 026	0	0	0	0	0	0
Plainfield Pct. 027	0	0	0	0	0	0
Plainfield Pct. 028	0	0	0	0	0	0
Plainfield Pct. 029	0	0	0	0	0	0



Nancy Schultz Voots

W I L L C O U N T Y C L E R K

Plainfield Pct. 030	0	0	0	0	0	0
Plainfield Pct. 031	0	0	0	0	0	0
Plainfield Pct. 032	0	0	0	0	0	0
Plainfield Pct. 033	0	0	0	0	0	0
Plainfield Pct. 034	0	0	0	0	0	0
Plainfield Pct. 035	0	0	0	0	0	0
Reed Pct. 001	0	0	0	0	0	0
Reed Pct. 002	0	0	0	0	0	0
Reed Pct. 003	0	0	0	0	0	0
Troy Pct. 001	0	0	0	0	0	0
Troy Pct. 002	0	0	0	0	0	0
Troy Pct. 003	0	0	0	0	0	0
Troy Pct. 004	0	0	0	0	0	0
Troy Pct. 005	0	0	0	0	0	0
Troy Pct. 006	0	0	0	0	0	0
Troy Pct. 007	0	0	0	0	0	0
Troy Pct. 008	0	0	0	0	0	0
Troy Pct. 009	0	0	0	0	0	0
Troy Pct. 010	0	0	0	0	0	0
Troy Pct. 011	0	0	0	0	0	0
Troy Pct. 012	0	0	0	0	0	0
Troy Pct. 013	0	0	0	0	0	0
Troy Pct. 014	0	0	0	0	0	0
Troy Pct. 015	0	0	0	0	0	0
Troy Pct. 016	0	0	0	0	0	0
Troy Pct. 017	0	0	0	0	0	0
Troy Pct. 018	0	0	0	0	0	0
Troy Pct. 019	0	0	0	0	0	0
Troy Pct. 020	0	0	0	0	0	0
Troy Pct. 021	0	0	0	0	0	0



Nancy Schultz Voots

W I L L C O U N T Y C L E R K

Troy Pct. 022	0	0	0	0	0	0
Washington Pct. 001	0	0	0	0	0	0
Washington Pct. 002	0	0	0	0	0	0
Washington Pct. 003	0	0	0	0	0	0
Wesley Pct. 001	0	0	0	0	0	0
Wheatland Pct. 001	0	0	0	0	0	0
Wheatland Pct. 002	0	0	0	0	0	0
Wheatland Pct. 003	0	0	0	0	0	0
Wheatland Pct. 004	0	0	0	0	0	0
Wheatland Pct. 005	0	0	0	0	0	0
Wheatland Pct. 006	0	0	0	0	0	0
Wheatland Pct. 007	0	0	0	0	0	0
Wheatland Pct. 008	0	0	0	0	0	0
Wheatland Pct. 009	0	0	0	0	0	0
Wheatland Pct. 010	0	0	0	0	0	0
Wheatland Pct. 011	0	0	0	0	0	0
Wheatland Pct. 012	0	0	0	0	0	0
Wheatland Pct. 013	0	0	0	0	0	0
Wheatland Pct. 014	0	0	0	0	0	0
Wheatland Pct. 015	0	0	0	0	0	0
Wheatland Pct. 016	0	0	0	0	0	0
Wheatland Pct. 017	0	0	0	0	0	0
Wheatland Pct. 018	0	0	0	0	0	0
Wheatland Pct. 019	0	0	0	0	0	0
Wheatland Pct. 020	0	0	0	0	0	0
Wheatland Pct. 021	0	0	0	0	0	0
Wheatland Pct. 022	0	0	0	0	0	0
Wheatland Pct. 023	0	0	0	0	0	0
Wheatland Pct. 024	0	0	0	0	0	0
Wheatland Pct. 025	0	0	0	0	0	0



Nancy Schultz Voots

W I L L C O U N T Y C L E R K

Wheatland Pct. 026	0	0	0	0	0	0	0				
Wheatland Pct. 027	0	0	0	0	0	0	0				
Wheatland Pct. 028	0	0	0	0	0	0	0				
Wheatland Pct. 029	0	0	0	0	0	0	0				
Wheatland Pct. 030	0	0	0	0	0	0	0				
Wheatland Pct. 031	0	0	0	0	0	0	0				
Wheatland Pct. 032	0	0	0	0	0	0	0				
Wheatland Pct. 033	0	0	0	0	0	0	0				
Wheatland Pct. 034	0	0	0	0	0	0	0				
Will Pct. 001	0	0	0	0	0	0	0				
Wilmington Pct. 001	0	0	0	0	0	0	0				
Wilmington Pct. 002	0	0	0	0	0	0	0				
Wilmington Pct. 003	0	0	0	0	0	0	0				
Wilton Pct. 001	0	0	0	0	0	0	0				
V/M:	0	EV:	0	EN:	0	PR:	0	PV/M:	0	GT:	0



Nancy Schultz Voots

W I L L C O U N T Y C L E R K

**Official Valid Write-In Results
November 6, 2018 General Election**

**Michael W. Scruggs
Illinois State Governor**

<u>Precincts</u>	<u>Vote by Mail</u>	<u>Early Voting</u>	<u>Election Day</u>	<u>Provisional</u>	<u>Postmarked VBM</u>	<u>TOTAL VOTES</u>
Channahon Pct. 001	0	0	0	0	0	0
Channahon Pct. 002	0	0	0	0	0	0
Channahon Pct. 003	0	0	0	0	0	0
Channahon Pct. 004	0	0	0	0	0	0
Channahon Pct. 005	0	0	0	0	0	0
Crete Pct. 001	0	0	0	0	0	0
Crete Pct. 002	0	0	0	0	0	0
Crete Pct. 003	0	0	0	0	0	0
Crete Pct. 004	0	0	0	0	0	0
Crete Pct. 005	0	0	0	0	0	0
Crete Pct. 006	0	0	0	0	0	0
Crete Pct. 007	0	0	0	0	0	0
Crete Pct. 008	0	0	0	0	0	0
Crete Pct. 009	0	0	0	0	0	0
Crete Pct. 010	0	0	0	0	0	0
Crete Pct. 011	0	0	0	0	0	0
Crete Pct. 012	0	0	0	0	0	0
Custer Pct. 001	0	0	0	0	0	0
DuPage Pct. 001	0	0	0	0	0	0
DuPage Pct. 002	0	0	0	0	0	0
DuPage Pct. 003	0	0	0	0	0	0



Nancy Schultz Voots

W I L L C O U N T Y C L E R K

DuPage Pct. 004	0	0	0	0	0	0	0
DuPage Pct. 005	0	0	0	0	0	0	0
DuPage Pct. 006	0	0	0	0	0	0	0
DuPage Pct. 007	0	0	0	0	0	0	0
DuPage Pct. 008	0	0	0	0	0	0	0
DuPage Pct. 009	0	0	0	0	0	0	0
DuPage Pct. 010	0	0	0	0	0	0	0
DuPage Pct. 011	0	0	0	0	0	0	0
DuPage Pct. 012	0	0	0	0	0	0	0
DuPage Pct. 013	0	0	0	0	0	0	0
DuPage Pct. 014	0	0	0	0	0	0	0
DuPage Pct. 015	0	0	0	0	0	0	0
DuPage Pct. 016	0	0	0	0	0	0	0
DuPage Pct. 017	0	0	0	0	0	0	0
DuPage Pct. 018	0	0	0	0	0	0	0
DuPage Pct. 019	0	0	0	0	0	0	0
DuPage Pct. 020	0	0	0	0	0	0	0
DuPage Pct. 021	0	0	0	0	0	0	0
DuPage Pct. 022	0	0	0	0	0	0	0
DuPage Pct. 023	0	0	0	0	0	0	0
DuPage Pct. 024	0	0	0	0	0	0	0
DuPage Pct. 025	0	0	0	0	0	0	0
DuPage Pct. 026	0	0	0	0	0	0	0
DuPage Pct. 027	0	0	0	0	0	0	0
DuPage Pct. 028	0	0	0	0	0	0	0
DuPage Pct. 029	0	0	0	0	0	0	0
DuPage Pct. 030	0	0	0	0	0	0	0
DuPage Pct. 031	0	0	0	0	0	0	0
DuPage Pct. 032	0	0	0	0	0	0	0



Nancy Schultz Voots

W I L L C O U N T Y C L E R K

DuPage Pct. 033	0	0	0	0	0	0
DuPage Pct. 034	0	0	0	0	0	0
DuPage Pct. 035	0	0	0	0	0	0
DuPage Pct. 036	0	0	0	0	0	0
DuPage Pct. 037	0	0	0	0	0	0
Florence Pct. 001	0	0	0	0	0	0
Frankfort Pct. 001	0	0	0	0	0	0
Frankfort Pct. 002	0	0	0	0	0	0
Frankfort Pct. 003	0	0	0	0	0	0
Frankfort Pct. 004	0	0	0	0	0	0
Frankfort Pct. 005	0	0	0	0	0	0
Frankfort Pct. 006	0	0	0	0	0	0
Frankfort Pct. 007	0	0	0	0	0	0
Frankfort Pct. 008	0	0	0	0	0	0
Frankfort Pct. 009	0	0	0	0	0	0
Frankfort Pct. 010	0	0	0	0	0	0
Frankfort Pct. 011	0	0	0	0	0	0
Frankfort Pct. 012	0	0	0	0	0	0
Frankfort Pct. 013	0	0	0	0	0	0
Frankfort Pct. 014	0	0	0	0	0	0
Frankfort Pct. 015	0	0	0	0	0	0
Frankfort Pct. 016	0	0	0	0	0	0
Frankfort Pct. 017	0	0	0	0	0	0
Frankfort Pct. 018	0	0	0	0	0	0
Frankfort Pct. 019	0	0	0	0	0	0
Frankfort Pct. 020	0	0	0	0	0	0
Frankfort Pct. 021	0	0	0	0	0	0
Frankfort Pct. 022	0	0	0	0	0	0
Frankfort Pct. 023	0	0	0	0	0	0
Frankfort Pct. 024	0	0	0	0	0	0



Nancy Schultz Voots

W I L L C O U N T Y C L E R K

Frankfort Pct. 025	0	0	0	0	0	0
Frankfort Pct. 026	0	0	0	0	0	0
Frankfort Pct. 027	0	0	0	0	0	0
Frankfort Pct. 028	0	0	0	0	0	0
Green Garden Pct. 001	0	0	0	0	0	0
Green Garden Pct. 002	0	0	0	0	0	0
Homer Pct. 001	0	0	0	0	0	0
Homer Pct. 002	0	0	0	0	0	0
Homer Pct. 003	0	0	0	0	0	0
Homer Pct. 004	0	0	0	0	0	0
Homer Pct. 005	0	0	0	0	0	0
Homer Pct. 006	0	0	0	0	0	0
Homer Pct. 007	0	0	0	0	0	0
Homer Pct. 008	0	0	0	0	0	0
Homer Pct. 009	0	0	0	0	0	0
Homer Pct. 010	0	0	0	0	0	0
Homer Pct. 011	0	0	0	0	0	0
Homer Pct. 012	0	0	0	0	0	0
Homer Pct. 013	0	0	0	0	0	0
Homer Pct. 014	0	0	0	0	0	0
Homer Pct. 015	0	0	0	0	0	0
Homer Pct. 016	0	0	0	0	0	0
Homer Pct. 017	0	0	0	0	0	0
Homer Pct. 018	0	0	0	0	0	0
Jackson Pct. 001	0	0	0	0	0	0
Jackson Pct. 002	0	0	0	0	0	0
Joliet Pct. 001	0	0	0	0	0	0
Joliet Pct. 002	0	0	0	0	0	0
Joliet Pct. 003	0	0	0	0	0	0
Joliet Pct. 004	0	0	0	0	0	0



Nancy Schultz Voots

W I L L C O U N T Y C L E R K

Joliet Pct. 005	0	0	0	0	0	0
Joliet Pct. 006	0	0	0	0	0	0
Joliet Pct. 007	0	0	0	0	0	0
Joliet Pct. 008	0	0	0	0	0	0
Joliet Pct. 009	0	0	0	0	0	0
Joliet Pct. 010	0	0	0	0	0	0
Joliet Pct. 011	0	0	0	0	0	0
Joliet Pct. 012	0	0	0	0	0	0
Joliet Pct. 013	0	0	0	0	0	0
Joliet Pct. 014	0	0	0	0	0	0
Joliet Pct. 015	0	0	0	0	0	0
Joliet Pct. 016	0	0	0	0	0	0
Joliet Pct. 017	0	0	0	0	0	0
Joliet Pct. 018	0	0	0	0	0	0
Joliet Pct. 019	0	0	0	0	0	0
Joliet Pct. 020	0	0	0	0	0	0
Joliet Pct. 021	0	0	0	0	0	0
Joliet Pct. 022	0	0	0	0	0	0
Joliet Pct. 023	0	0	0	0	0	0
Joliet Pct. 024	0	0	0	0	0	0
Joliet Pct. 025	0	0	0	0	0	0
Joliet Pct. 026	0	0	0	0	0	0
Joliet Pct. 027	0	0	0	0	0	0
Joliet Pct. 028	0	0	0	0	0	0
Joliet Pct. 029	0	0	0	0	0	0
Joliet Pct. 030	0	0	0	0	0	0
Joliet Pct. 031	0	0	0	0	0	0
Joliet Pct. 032	0	0	0	0	0	0
Joliet Pct. 033	0	0	0	0	0	0
Joliet Pct. 034	0	0	0	0	0	0



Nancy Schultz Voots

W I L L C O U N T Y C L E R K

Joliet Pct. 035	0	0	0	0	0	0
Joliet Pct. 036	0	0	0	0	0	0
Joliet Pct. 037	0	0	0	0	0	0
Lockport Pct. 001	0	0	0	0	0	0
Lockport Pct. 002	0	0	0	0	0	0
Lockport Pct. 003	0	0	0	0	0	0
Lockport Pct. 004	0	0	0	0	0	0
Lockport Pct. 005	0	0	0	0	0	0
Lockport Pct. 006	0	0	0	0	0	0
Lockport Pct. 007	0	0	0	0	0	0
Lockport Pct. 008	0	0	0	0	0	0
Lockport Pct. 009	0	0	0	0	0	0
Lockport Pct. 010	0	0	0	0	0	0
Lockport Pct. 011	0	0	0	0	0	0
Lockport Pct. 012	0	0	0	0	0	0
Lockport Pct. 013	0	0	0	0	0	0
Lockport Pct. 014	0	0	0	0	0	0
Lockport Pct. 015	0	0	0	0	0	0
Lockport Pct. 016	0	0	0	0	0	0
Lockport Pct. 017	0	0	0	0	0	0
Lockport Pct. 018	0	0	0	0	0	0
Lockport Pct. 019	0	0	0	0	0	0
Lockport Pct. 020	0	0	0	0	0	0
Lockport Pct. 021	0	0	0	0	0	0
Lockport Pct. 022	0	0	0	0	0	0
Lockport Pct. 023	0	0	0	0	0	0
Lockport Pct. 024	0	0	0	0	0	0
Manhattan Pct. 001	0	0	0	0	0	0
Manhattan Pct. 002	0	0	0	0	0	0
Manhattan Pct. 003	0	0	0	0	0	0



Nancy Schultz Voots

W I L L C O U N T Y C L E R K

Manhattan Pct. 004	0	0	0	0	0	0
Monee Pct. 001	0	0	0	0	0	0
Monee Pct. 002	0	0	0	0	0	0
Monee Pct. 003	0	0	0	0	0	0
Monee Pct. 004	0	0	0	0	0	0
Monee Pct. 005	0	0	0	0	0	0
Monee Pct. 006	0	0	0	0	0	0
Monee Pct. 007	0	0	0	0	0	0
Monee Pct. 008	0	0	0	0	0	0
New Lenox Pct. 001	0	0	0	0	0	0
New Lenox Pct. 002	0	0	0	0	0	0
New Lenox Pct. 003	0	0	0	0	0	0
New Lenox Pct. 004	0	0	0	0	0	0
New Lenox Pct. 005	0	0	0	0	0	0
New Lenox Pct. 006	0	0	0	0	0	0
New Lenox Pct. 007	0	0	0	0	0	0
New Lenox Pct. 008	0	0	0	0	0	0
New Lenox Pct. 009	0	0	0	0	0	0
New Lenox Pct. 010	0	0	0	0	0	0
New Lenox Pct. 011	0	0	0	0	0	0
New Lenox Pct. 012	0	0	0	0	0	0
New Lenox Pct. 013	0	0	0	0	0	0
New Lenox Pct. 014	0	0	0	0	0	0
New Lenox Pct. 015	0	0	0	0	0	0
New Lenox Pct. 016	0	0	0	0	0	0
New Lenox Pct. 017	0	0	0	0	0	0
New Lenox Pct. 018	0	0	0	0	0	0
New Lenox Pct. 019	0	0	0	0	0	0
New Lenox Pct. 020	0	0	0	0	0	0
Peotone Pct. 001	0	0	0	0	0	0



Nancy Schultz Voots

W I L L C O U N T Y C L E R K

Peotone Pct. 002	0	0	0	0	0	0
Plainfield Pct. 001	0	0	0	0	0	0
Plainfield Pct. 002	0	0	0	0	0	0
Plainfield Pct. 003	0	0	0	0	0	0
Plainfield Pct. 004	0	0	0	0	0	0
Plainfield Pct. 005	0	0	0	0	0	0
Plainfield Pct. 006	0	0	0	0	0	0
Plainfield Pct. 007	0	0	0	0	0	0
Plainfield Pct. 008	0	0	0	0	0	0
Plainfield Pct. 009	0	0	0	0	0	0
Plainfield Pct. 010	0	0	0	0	0	0
Plainfield Pct. 011	0	0	0	0	0	0
Plainfield Pct. 012	0	0	0	0	0	0
Plainfield Pct. 013	0	0	0	0	0	0
Plainfield Pct. 014	0	0	0	0	0	0
Plainfield Pct. 015	0	0	0	0	0	0
Plainfield Pct. 016	0	0	0	0	0	0
Plainfield Pct. 017	0	0	0	0	0	0
Plainfield Pct. 018	0	0	0	0	0	0
Plainfield Pct. 019	0	0	0	0	0	0
Plainfield Pct. 020	0	0	0	0	0	0
Plainfield Pct. 021	0	0	0	0	0	0
Plainfield Pct. 022	0	0	0	0	0	0
Plainfield Pct. 023	0	0	0	0	0	0
Plainfield Pct. 024	0	0	0	0	0	0
Plainfield Pct. 025	0	0	0	0	0	0
Plainfield Pct. 026	0	0	0	0	0	0
Plainfield Pct. 027	0	0	0	0	0	0
Plainfield Pct. 028	0	0	0	0	0	0
Plainfield Pct. 029	0	0	0	0	0	0



Nancy Schultz Voots

W I L L C O U N T Y C L E R K

Plainfield Pct. 030	0	0	0	0	0	0
Plainfield Pct. 031	0	0	0	0	0	0
Plainfield Pct. 032	0	0	0	0	0	0
Plainfield Pct. 033	0	0	0	0	0	0
Plainfield Pct. 034	0	0	0	0	0	0
Plainfield Pct. 035	0	0	0	0	0	0
Reed Pct. 001	0	0	0	0	0	0
Reed Pct. 002	0	0	0	0	0	0
Reed Pct. 003	0	0	0	0	0	0
Troy Pct. 001	0	0	0	0	0	0
Troy Pct. 002	0	0	0	0	0	0
Troy Pct. 003	0	0	0	0	0	0
Troy Pct. 004	0	0	0	0	0	0
Troy Pct. 005	0	0	0	0	0	0
Troy Pct. 006	0	0	0	0	0	0
Troy Pct. 007	0	0	0	0	0	0
Troy Pct. 008	0	0	0	0	0	0
Troy Pct. 009	0	0	0	0	0	0
Troy Pct. 010	0	0	0	0	0	0
Troy Pct. 011	0	0	0	0	0	0
Troy Pct. 012	0	0	0	0	0	0
Troy Pct. 013	0	0	0	0	0	0
Troy Pct. 014	0	0	0	0	0	0
Troy Pct. 015	0	0	0	0	0	0
Troy Pct. 016	0	0	0	0	0	0
Troy Pct. 017	0	0	0	0	0	0
Troy Pct. 018	0	0	0	0	0	0
Troy Pct. 019	0	0	0	0	0	0
Troy Pct. 020	0	0	0	0	0	0
Troy Pct. 021	0	0	0	0	0	0



Nancy Schultz Voots

W I L L C O U N T Y C L E R K

Troy Pct. 022	0	0	0	0	0	0
Washington Pct. 001	0	0	0	0	0	0
Washington Pct. 002	0	0	0	0	0	0
Washington Pct. 003	0	0	0	0	0	0
Wesley Pct. 001	0	0	0	0	0	0
Wheatland Pct. 001	0	0	0	0	0	0
Wheatland Pct. 002	0	0	0	0	0	0
Wheatland Pct. 003	0	0	0	0	0	0
Wheatland Pct. 004	0	0	0	0	0	0
Wheatland Pct. 005	0	0	0	0	0	0
Wheatland Pct. 006	0	0	0	0	0	0
Wheatland Pct. 007	0	0	0	0	0	0
Wheatland Pct. 008	0	0	0	0	0	0
Wheatland Pct. 009	0	0	0	0	0	0
Wheatland Pct. 010	0	0	0	0	0	0
Wheatland Pct. 011	0	0	0	0	0	0
Wheatland Pct. 012	0	0	0	0	0	0
Wheatland Pct. 013	0	0	0	0	0	0
Wheatland Pct. 014	0	0	0	0	0	0
Wheatland Pct. 015	0	0	0	0	0	0
Wheatland Pct. 016	0	0	0	0	0	0
Wheatland Pct. 017	0	0	0	0	0	0
Wheatland Pct. 018	0	0	0	0	0	0
Wheatland Pct. 019	0	0	0	0	0	0
Wheatland Pct. 020	0	0	0	0	0	0
Wheatland Pct. 021	0	0	0	0	0	0
Wheatland Pct. 022	0	0	0	0	0	0
Wheatland Pct. 023	0	0	0	0	0	0
Wheatland Pct. 024	0	0	0	0	0	0
Wheatland Pct. 025	0	0	0	0	0	0



Nancy Schultz Voots

W I L L C O U N T Y C L E R K

Wheatland Pct. 026	0	0	0	0	0	0	0				
Wheatland Pct. 027	0	0	0	0	0	0	0				
Wheatland Pct. 028	0	0	0	0	0	0	0				
Wheatland Pct. 029	0	0	0	0	0	0	0				
Wheatland Pct. 030	0	0	0	0	0	0	0				
Wheatland Pct. 031	0	0	0	0	0	0	0				
Wheatland Pct. 032	0	0	0	0	0	0	0				
Wheatland Pct. 033	0	0	0	0	0	0	0				
Wheatland Pct. 034	0	0	0	0	0	0	0				
Will Pct. 001	0	0	0	0	0	0	0				
Wilmington Pct. 001	0	0	0	0	0	0	0				
Wilmington Pct. 002	0	0	0	0	0	0	0				
Wilmington Pct. 003	0	0	0	0	0	0	0				
Wilton Pct. 001	0	0	0	0	0	0	0				
V/M:	0	EV:	0	EN:	0	PR:	0	PV/M:	0	GT:	0



Nancy Schultz Voots

W I L L C O U N T Y C L E R K

**Official Valid Write-In Results
November 6, 2018 General Election**

**David Tholin
Illinois State Governor**

<u>Precincts</u>	<u>Vote by Mail</u>	<u>Early Voting</u>	<u>Election Day</u>	<u>Provisional</u>	<u>Postmarked VBM</u>	<u>TOTAL VOTES</u>
Channahon Pct. 001	0	0	0	0	0	0
Channahon Pct. 002	0	0	0	0	0	0
Channahon Pct. 003	0	0	0	0	0	0
Channahon Pct. 004	0	0	0	0	0	0
Channahon Pct. 005	0	0	0	0	0	0
Crete Pct. 001	0	0	0	0	0	0
Crete Pct. 002	0	0	0	0	0	0
Crete Pct. 003	0	0	0	0	0	0
Crete Pct. 004	0	0	0	0	0	0
Crete Pct. 005	0	0	0	0	0	0
Crete Pct. 006	0	0	0	0	0	0
Crete Pct. 007	0	0	0	0	0	0
Crete Pct. 008	0	0	0	0	0	0
Crete Pct. 009	0	0	0	0	0	0
Crete Pct. 010	0	0	0	0	0	0
Crete Pct. 011	0	0	0	0	0	0
Crete Pct. 012	0	0	0	0	0	0
Custer Pct. 001	0	0	0	0	0	0
DuPage Pct. 001	0	0	0	0	0	0
DuPage Pct. 002	0	0	0	0	0	0
DuPage Pct. 003	0	0	0	0	0	0



Nancy Schultz Voots

W I L L C O U N T Y C L E R K

DuPage Pct. 004	0	0	0	0	0	0	0
DuPage Pct. 005	0	0	0	0	0	0	0
DuPage Pct. 006	0	0	0	0	0	0	0
DuPage Pct. 007	0	0	0	0	0	0	0
DuPage Pct. 008	0	0	0	0	0	0	0
DuPage Pct. 009	0	0	0	0	0	0	0
DuPage Pct. 010	0	0	0	0	0	0	0
DuPage Pct. 011	0	0	0	0	0	0	0
DuPage Pct. 012	0	0	0	0	0	0	0
DuPage Pct. 013	0	0	0	0	0	0	0
DuPage Pct. 014	0	0	0	0	0	0	0
DuPage Pct. 015	0	0	0	0	0	0	0
DuPage Pct. 016	0	0	0	0	0	0	0
DuPage Pct. 017	0	0	0	0	0	0	0
DuPage Pct. 018	0	0	0	0	0	0	0
DuPage Pct. 019	0	0	0	0	0	0	0
DuPage Pct. 020	0	0	0	0	0	0	0
DuPage Pct. 021	0	0	0	0	0	0	0
DuPage Pct. 022	0	0	0	0	0	0	0
DuPage Pct. 023	0	0	0	0	0	0	0
DuPage Pct. 024	0	0	0	0	0	0	0
DuPage Pct. 025	0	0	0	0	0	0	0
DuPage Pct. 026	0	0	0	0	0	0	0
DuPage Pct. 027	0	0	0	0	0	0	0
DuPage Pct. 028	0	0	0	0	0	0	0
DuPage Pct. 029	0	0	0	0	0	0	0
DuPage Pct. 030	0	0	0	0	0	0	0
DuPage Pct. 031	0	0	0	0	0	0	0
DuPage Pct. 032	0	0	0	0	0	0	0



Nancy Schultz Voots

W I L L C O U N T Y C L E R K

DuPage Pct. 033	0	0	0	0	0	0
DuPage Pct. 034	0	0	0	0	0	0
DuPage Pct. 035	0	0	0	0	0	0
DuPage Pct. 036	0	0	0	0	0	0
DuPage Pct. 037	0	0	0	0	0	0
Florence Pct. 001	0	0	0	0	0	0
Frankfort Pct. 001	0	0	0	0	0	0
Frankfort Pct. 002	0	0	0	0	0	0
Frankfort Pct. 003	0	0	0	0	0	0
Frankfort Pct. 004	0	0	0	0	0	0
Frankfort Pct. 005	0	0	0	0	0	0
Frankfort Pct. 006	0	0	0	0	0	0
Frankfort Pct. 007	0	0	0	0	0	0
Frankfort Pct. 008	0	0	0	0	0	0
Frankfort Pct. 009	0	0	0	0	0	0
Frankfort Pct. 010	0	0	0	0	0	0
Frankfort Pct. 011	0	0	0	0	0	0
Frankfort Pct. 012	0	0	0	0	0	0
Frankfort Pct. 013	0	0	0	0	0	0
Frankfort Pct. 014	0	0	0	0	0	0
Frankfort Pct. 015	0	0	0	0	0	0
Frankfort Pct. 016	0	0	0	0	0	0
Frankfort Pct. 017	0	0	0	0	0	0
Frankfort Pct. 018	0	0	0	0	0	0
Frankfort Pct. 019	0	0	0	0	0	0
Frankfort Pct. 020	0	0	0	0	0	0
Frankfort Pct. 021	0	0	0	0	0	0
Frankfort Pct. 022	0	0	0	0	0	0
Frankfort Pct. 023	0	0	0	0	0	0
Frankfort Pct. 024	0	0	0	0	0	0



Nancy Schultz Voots

W I L L C O U N T Y C L E R K

Frankfort Pct. 025	0	0	0	0	0	0
Frankfort Pct. 026	0	0	0	0	0	0
Frankfort Pct. 027	0	0	0	0	0	0
Frankfort Pct. 028	0	0	0	0	0	0
Green Garden Pct. 001	0	0	0	0	0	0
Green Garden Pct. 002	0	0	0	0	0	0
Homer Pct. 001	0	0	0	0	0	0
Homer Pct. 002	0	0	0	0	0	0
Homer Pct. 003	0	0	0	0	0	0
Homer Pct. 004	0	0	0	0	0	0
Homer Pct. 005	0	0	0	0	0	0
Homer Pct. 006	0	0	0	0	0	0
Homer Pct. 007	0	0	0	0	0	0
Homer Pct. 008	0	0	0	0	0	0
Homer Pct. 009	0	0	0	0	0	0
Homer Pct. 010	0	0	0	0	0	0
Homer Pct. 011	0	0	0	0	0	0
Homer Pct. 012	0	0	0	0	0	0
Homer Pct. 013	0	0	0	0	0	0
Homer Pct. 014	0	0	0	0	0	0
Homer Pct. 015	0	0	0	0	0	0
Homer Pct. 016	0	0	0	0	0	0
Homer Pct. 017	0	0	0	0	0	0
Homer Pct. 018	0	0	0	0	0	0
Jackson Pct. 001	0	0	0	0	0	0
Jackson Pct. 002	0	0	0	0	0	0
Joliet Pct. 001	0	0	0	0	0	0
Joliet Pct. 002	0	0	0	0	0	0
Joliet Pct. 003	0	0	0	0	0	0
Joliet Pct. 004	0	0	0	0	0	0



Nancy Schultz Voots

W I L L C O U N T Y C L E R K

Joliet Pct. 005	0	0	0	0	0	0
Joliet Pct. 006	0	0	0	0	0	0
Joliet Pct. 007	0	0	0	0	0	0
Joliet Pct. 008	0	0	0	0	0	0
Joliet Pct. 009	0	0	0	0	0	0
Joliet Pct. 010	0	0	0	0	0	0
Joliet Pct. 011	0	0	0	0	0	0
Joliet Pct. 012	0	0	0	0	0	0
Joliet Pct. 013	0	0	0	0	0	0
Joliet Pct. 014	0	0	0	0	0	0
Joliet Pct. 015	0	0	0	0	0	0
Joliet Pct. 016	0	0	0	0	0	0
Joliet Pct. 017	0	0	0	0	0	0
Joliet Pct. 018	0	0	0	0	0	0
Joliet Pct. 019	0	0	0	0	0	0
Joliet Pct. 020	0	0	0	0	0	0
Joliet Pct. 021	0	0	0	0	0	0
Joliet Pct. 022	0	0	0	0	0	0
Joliet Pct. 023	0	0	0	0	0	0
Joliet Pct. 024	0	0	0	0	0	0
Joliet Pct. 025	0	0	0	0	0	0
Joliet Pct. 026	0	0	0	0	0	0
Joliet Pct. 027	0	0	0	0	0	0
Joliet Pct. 028	0	0	0	0	0	0
Joliet Pct. 029	0	0	0	0	0	0
Joliet Pct. 030	0	0	0	0	0	0
Joliet Pct. 031	0	0	0	0	0	0
Joliet Pct. 032	0	0	0	0	0	0
Joliet Pct. 033	0	0	0	0	0	0
Joliet Pct. 034	0	0	0	0	0	0



Nancy Schultz Voots

W I L L C O U N T Y C L E R K

Joliet Pct. 035	0	0	0	0	0	0
Joliet Pct. 036	0	0	0	0	0	0
Joliet Pct. 037	0	0	0	0	0	0
Lockport Pct. 001	0	0	0	0	0	0
Lockport Pct. 002	0	0	0	0	0	0
Lockport Pct. 003	0	0	0	0	0	0
Lockport Pct. 004	0	0	0	0	0	0
Lockport Pct. 005	0	0	0	0	0	0
Lockport Pct. 006	0	0	0	0	0	0
Lockport Pct. 007	0	0	0	0	0	0
Lockport Pct. 008	0	0	0	0	0	0
Lockport Pct. 009	0	0	0	0	0	0
Lockport Pct. 010	0	0	0	0	0	0
Lockport Pct. 011	0	0	0	0	0	0
Lockport Pct. 012	0	0	0	0	0	0
Lockport Pct. 013	0	0	0	0	0	0
Lockport Pct. 014	0	0	0	0	0	0
Lockport Pct. 015	0	0	0	0	0	0
Lockport Pct. 016	0	0	0	0	0	0
Lockport Pct. 017	0	0	0	0	0	0
Lockport Pct. 018	0	0	0	0	0	0
Lockport Pct. 019	0	0	0	0	0	0
Lockport Pct. 020	0	0	0	0	0	0
Lockport Pct. 021	0	0	0	0	0	0
Lockport Pct. 022	0	0	0	0	0	0
Lockport Pct. 023	0	0	0	0	0	0
Lockport Pct. 024	0	0	0	0	0	0
Manhattan Pct. 001	0	0	0	0	0	0
Manhattan Pct. 002	0	0	0	0	0	0
Manhattan Pct. 003	0	0	0	0	0	0



Nancy Schultz Voots

W I L L C O U N T Y C L E R K

Manhattan Pct. 004	0	0	0	0	0	0
Monee Pct. 001	0	0	0	0	0	0
Monee Pct. 002	0	0	0	0	0	0
Monee Pct. 003	0	0	0	0	0	0
Monee Pct. 004	0	0	0	0	0	0
Monee Pct. 005	0	0	0	0	0	0
Monee Pct. 006	0	0	0	0	0	0
Monee Pct. 007	0	0	0	0	0	0
Monee Pct. 008	0	0	0	0	0	0
New Lenox Pct. 001	0	0	0	0	0	0
New Lenox Pct. 002	0	0	0	0	0	0
New Lenox Pct. 003	0	0	0	0	0	0
New Lenox Pct. 004	0	0	0	0	0	0
New Lenox Pct. 005	0	0	0	0	0	0
New Lenox Pct. 006	0	0	0	0	0	0
New Lenox Pct. 007	0	0	0	0	0	0
New Lenox Pct. 008	0	0	0	0	0	0
New Lenox Pct. 009	0	0	0	0	0	0
New Lenox Pct. 010	0	0	0	0	0	0
New Lenox Pct. 011	0	0	0	0	0	0
New Lenox Pct. 012	0	0	0	0	0	0
New Lenox Pct. 013	0	0	0	0	0	0
New Lenox Pct. 014	0	0	0	0	0	0
New Lenox Pct. 015	0	0	0	0	0	0
New Lenox Pct. 016	0	0	0	0	0	0
New Lenox Pct. 017	0	0	0	0	0	0
New Lenox Pct. 018	0	0	0	0	0	0
New Lenox Pct. 019	0	0	0	0	0	0
New Lenox Pct. 020	0	0	0	0	0	0
Peotone Pct. 001	0	0	0	0	0	0



Nancy Schultz Voots

W I L L C O U N T Y C L E R K

Peotone Pct. 002	0	0	0	0	0	0
Plainfield Pct. 001	0	0	0	0	0	0
Plainfield Pct. 002	0	0	0	0	0	0
Plainfield Pct. 003	0	0	0	0	0	0
Plainfield Pct. 004	0	0	0	0	0	0
Plainfield Pct. 005	0	0	0	0	0	0
Plainfield Pct. 006	0	0	0	0	0	0
Plainfield Pct. 007	0	0	0	0	0	0
Plainfield Pct. 008	0	0	0	0	0	0
Plainfield Pct. 009	0	0	0	0	0	0
Plainfield Pct. 010	0	0	0	0	0	0
Plainfield Pct. 011	0	0	0	0	0	0
Plainfield Pct. 012	0	0	0	0	0	0
Plainfield Pct. 013	0	0	0	0	0	0
Plainfield Pct. 014	0	0	0	0	0	0
Plainfield Pct. 015	0	0	0	0	0	0
Plainfield Pct. 016	0	0	0	0	0	0
Plainfield Pct. 017	0	0	0	0	0	0
Plainfield Pct. 018	0	0	0	0	0	0
Plainfield Pct. 019	0	0	0	0	0	0
Plainfield Pct. 020	0	0	0	0	0	0
Plainfield Pct. 021	0	0	0	0	0	0
Plainfield Pct. 022	0	0	0	0	0	0
Plainfield Pct. 023	0	0	0	0	0	0
Plainfield Pct. 024	0	0	0	0	0	0
Plainfield Pct. 025	0	0	0	0	0	0
Plainfield Pct. 026	0	0	0	0	0	0
Plainfield Pct. 027	0	0	0	0	0	0
Plainfield Pct. 028	0	0	0	0	0	0
Plainfield Pct. 029	0	0	0	0	0	0



Nancy Schultz Voots

W I L L C O U N T Y C L E R K

Plainfield Pct. 030	0	0	0	0	0	0
Plainfield Pct. 031	0	0	0	0	0	0
Plainfield Pct. 032	0	0	0	0	0	0
Plainfield Pct. 033	0	0	0	0	0	0
Plainfield Pct. 034	0	0	0	0	0	0
Plainfield Pct. 035	0	0	0	0	0	0
Reed Pct. 001	0	0	0	0	0	0
Reed Pct. 002	0	0	0	0	0	0
Reed Pct. 003	0	0	0	0	0	0
Troy Pct. 001	0	0	0	0	0	0
Troy Pct. 002	0	0	0	0	0	0
Troy Pct. 003	0	0	0	0	0	0
Troy Pct. 004	0	0	0	0	0	0
Troy Pct. 005	0	0	0	0	0	0
Troy Pct. 006	0	0	0	0	0	0
Troy Pct. 007	0	0	0	0	0	0
Troy Pct. 008	0	0	0	0	0	0
Troy Pct. 009	0	0	0	0	0	0
Troy Pct. 010	0	0	0	0	0	0
Troy Pct. 011	0	0	0	0	0	0
Troy Pct. 012	0	0	0	0	0	0
Troy Pct. 013	0	0	0	0	0	0
Troy Pct. 014	0	0	0	0	0	0
Troy Pct. 015	0	0	0	0	0	0
Troy Pct. 016	0	0	0	0	0	0
Troy Pct. 017	0	0	0	0	0	0
Troy Pct. 018	0	0	0	0	0	0
Troy Pct. 019	0	0	0	0	0	0
Troy Pct. 020	0	0	0	0	0	0
Troy Pct. 021	0	0	0	0	0	0



Nancy Schultz Voots

W I L L C O U N T Y C L E R K

Troy Pct. 022	0	0	0	0	0	0
Washington Pct. 001	0	0	0	0	0	0
Washington Pct. 002	0	0	0	0	0	0
Washington Pct. 003	0	0	0	0	0	0
Wesley Pct. 001	0	0	0	0	0	0
Wheatland Pct. 001	0	0	0	0	0	0
Wheatland Pct. 002	0	0	0	0	0	0
Wheatland Pct. 003	0	0	0	0	0	0
Wheatland Pct. 004	0	0	0	0	0	0
Wheatland Pct. 005	0	0	0	0	0	0
Wheatland Pct. 006	0	0	0	0	0	0
Wheatland Pct. 007	0	0	0	0	0	0
Wheatland Pct. 008	0	0	0	0	0	0
Wheatland Pct. 009	0	0	0	0	0	0
Wheatland Pct. 010	0	0	0	0	0	0
Wheatland Pct. 011	0	0	0	0	0	0
Wheatland Pct. 012	0	0	0	0	0	0
Wheatland Pct. 013	0	0	0	0	0	0
Wheatland Pct. 014	0	0	0	0	0	0
Wheatland Pct. 015	0	0	0	0	0	0
Wheatland Pct. 016	0	0	0	0	0	0
Wheatland Pct. 017	0	0	0	0	0	0
Wheatland Pct. 018	0	0	0	0	0	0
Wheatland Pct. 019	0	0	0	0	0	0
Wheatland Pct. 020	0	0	0	0	0	0
Wheatland Pct. 021	0	0	0	0	0	0
Wheatland Pct. 022	0	0	0	0	0	0
Wheatland Pct. 023	0	0	0	0	0	0
Wheatland Pct. 024	0	0	0	0	0	0
Wheatland Pct. 025	0	0	0	0	0	0



Nancy Schultz Voots

W I L L C O U N T Y C L E R K

Wheatland Pct. 026	0	0	0	0	0	0	0	0			
Wheatland Pct. 027	0	0	0	0	0	0	0	0			
Wheatland Pct. 028	0	0	0	0	0	0	0	0			
Wheatland Pct. 029	0	0	0	0	0	0	0	0			
Wheatland Pct. 030	0	0	0	0	0	0	0	0			
Wheatland Pct. 031	0	0	0	0	0	0	0	0			
Wheatland Pct. 032	0	0	0	0	0	0	0	0			
Wheatland Pct. 033	0	0	0	0	0	0	0	0			
Wheatland Pct. 034	0	0	0	0	0	0	0	0			
Will Pct. 001	0	0	0	0	0	0	0	0			
Wilmington Pct. 001	0	0	0	0	0	0	0	0			
Wilmington Pct. 002	0	0	0	0	0	0	0	0			
Wilmington Pct. 003	0	0	0	0	0	0	0	0			
Wilton Pct. 001	0	0	0	0	0	0	0	0			
V/M:	0	EV:	0	EN:	0	PR:	0	PV/M:	0	GT:	0



Nancy Schultz Voots

W I L L C O U N T Y C L E R K

Official Valid Write-In Results November 6, 2018 General Election

Justin Hanson

U.S. Representative in Congress - Third Congressional District

<u>Precincts</u>	<u>Vote by Mail</u>	<u>Early Voting</u>	<u>Election Day</u>	<u>Provisional</u>	<u>Postmarked VBM</u>	<u>TOTAL VOTES</u>
DuPage Pct. 032	0	0	0	0	0	0
DuPage Pct. 033	0	0	0	0	0	0
DuPage Pct. 035	0	0	0	0	0	0
DuPage Pct. 036	1	0	3	0	0	4
DuPage Pct. 037	0	0	0	0	0	0
Homer Pct. 001	0	17	2	0	0	19
Homer Pct. 002	1	4	16	0	0	21
Homer Pct. 003	1	2	9	0	0	12
Homer Pct. 004	2	1	1	0	0	4
Homer Pct. 005	0	1	9	0	1	11
Homer Pct. 006	0	5	5	0	0	10
Homer Pct. 007	1	2	15	0	0	18
Homer Pct. 008	2	1	9	0	1	13
Homer Pct. 009	2	2	2	0	0	6
Homer Pct. 010	0	2	0	0	0	2
Homer Pct. 011	0	4	0	0	2	6
Homer Pct. 012	0	3	11	0	0	14
Homer Pct. 013	3	3	20	0	0	26
Homer Pct. 014	2	4	22	0	1	29
Homer Pct. 015	0	4	2	0	0	6
Homer Pct. 016	0	2	9	0	1	12
Homer Pct. 017	0	3	14	0	0	17



Nancy Schultz Voots

W I L L C O U N T Y C L E R K

Homer Pct. 018	0	6	13	0	0	19
Joliet Pct. 001	1	0	0	0	0	1
Joliet Pct. 002	0	0	0	0	0	0
Joliet Pct. 003	0	0	0	0	0	0
Lockport Pct. 002	1	0	2	0	0	3
Lockport Pct. 003	0	0	0	0	0	0
Lockport Pct. 004	0	0	0	0	0	0
Lockport Pct. 005	0	3	0	0	0	3
Lockport Pct. 010	0	0	0	0	0	0
Lockport Pct. 011	0	0	2	0	0	2
Lockport Pct. 012	1	1	4	0	0	6
Lockport Pct. 015	2	0	0	0	0	2
Lockport Pct. 016	2	1	5	0	0	8
Lockport Pct. 017	0	0	0	0	0	0
Lockport Pct. 018	0	0	2	0	0	2
Lockport Pct. 019	0	2	0	0	0	2
Lockport Pct. 020	0	0	0	0	0	0
Lockport Pct. 021	0	0	0	0	0	0
Lockport Pct. 022	0	0	0	0	0	0
Lockport Pct. 023	0	0	2	0	0	2
Lockport Pct. 024	0	0	2	0	0	2
V/M:	22	EV: 73	ED: 181	PR: 0	PV/M: 6	GT: 282



Nancy Schultz Voots

W I L L C O U N T Y C L E R K

**Official Valid Write-In Results
November 6, 2018 General Election**

**Richard Mayers
U.S. Representative in Congress - Third Congressional District**

<u>Precincts</u>	<u>Vote by Mail</u>	<u>Early Voting</u>	<u>Election Day</u>	<u>Provisional</u>	<u>Postmarked VBM</u>	<u>TOTAL VOTES</u>
DuPage Pct. 032	0	0	0	0	0	0
DuPage Pct. 033	0	0	0	0	0	0
DuPage Pct. 035	0	0	0	0	0	0
DuPage Pct. 036	0	0	0	0	0	0
DuPage Pct. 037	0	0	0	0	0	0
Homer Pct. 001	0	0	0	0	0	0
Homer Pct. 002	0	0	0	0	0	0
Homer Pct. 003	0	0	0	0	0	0
Homer Pct. 004	0	0	0	0	0	0
Homer Pct. 005	0	0	0	0	0	0
Homer Pct. 006	0	0	0	0	0	0
Homer Pct. 007	0	0	0	0	0	0
Homer Pct. 008	0	0	0	0	0	0
Homer Pct. 009	0	0	0	0	0	0
Homer Pct. 010	0	0	0	0	0	0
Homer Pct. 011	0	0	0	0	0	0
Homer Pct. 012	0	0	0	0	0	0
Homer Pct. 013	0	0	0	0	0	0
Homer Pct. 014	0	0	0	0	0	0
Homer Pct. 015	0	0	0	0	0	0
Homer Pct. 016	0	0	0	0	0	0
Homer Pct. 017	0	0	0	0	0	0



Nancy Schultz Voots

W I L L C O U N T Y C L E R K

Homer Pct. 018	0	0	0	0	0	0	0				
Joliet Pct. 001	0	0	0	0	0	0	0				
Joliet Pct. 002	0	0	0	0	0	0	0				
Joliet Pct. 003	0	0	0	0	0	0	0				
Lockport Pct. 002	0	0	0	0	0	0	0				
Lockport Pct. 003	0	0	0	0	0	0	0				
Lockport Pct. 004	0	0	0	0	0	0	0				
Lockport Pct. 005	0	0	0	0	0	0	0				
Lockport Pct. 010	0	0	0	0	0	0	0				
Lockport Pct. 011	0	0	0	0	0	0	0				
Lockport Pct. 012	0	0	0	0	0	0	0				
Lockport Pct. 015	0	0	0	0	0	0	0				
Lockport Pct. 016	0	0	0	0	0	0	0				
Lockport Pct. 017	0	0	0	0	0	0	0				
Lockport Pct. 018	0	0	0	0	0	0	0				
Lockport Pct. 019	0	0	0	0	0	0	0				
Lockport Pct. 020	0	0	0	0	0	0	0				
Lockport Pct. 021	0	0	0	0	0	0	0				
Lockport Pct. 022	0	0	0	0	0	0	0				
Lockport Pct. 023	0	0	0	0	0	0	0				
Lockport Pct. 024	0	0	0	0	0	0	0				
V/M:	0	EV:	0	EN:	0	PR:	0	PV/M:	0	GT:	0



Nancy Schultz Voots

W I L L C O U N T Y C L E R K

**Official Valid Write-In Results
November 6, 2018 General Election**

**Kenneth Yerkes
U.S. Representative in Congress - Third Congressional District**

<u>Precincts</u>	<u>Vote by Mail</u>	<u>Early Voting</u>	<u>Election Day</u>	<u>Provisional</u>	<u>Postmarked VBM</u>	<u>TOTAL VOTES</u>
DuPage Pct. 032	0	0	0	0	0	0
DuPage Pct. 033	0	0	0	0	0	0
DuPage Pct. 035	0	0	0	0	0	0
DuPage Pct. 036	0	0	0	0	0	0
DuPage Pct. 037	0	0	0	0	0	0
Homer Pct. 001	0	0	0	0	0	0
Homer Pct. 002	0	11	24	0	0	35
Homer Pct. 003	0	3	1	0	0	4
Homer Pct. 004	0	0	3	0	0	3
Homer Pct. 005	0	0	1	0	0	1
Homer Pct. 006	0	0	0	0	0	0
Homer Pct. 007	0	0	2	0	0	2
Homer Pct. 008	0	0	0	0	0	0
Homer Pct. 009	0	0	5	0	0	5
Homer Pct. 010	0	0	0	0	0	0
Homer Pct. 011	0	1	0	0	0	1
Homer Pct. 012	0	0	2	0	0	2
Homer Pct. 013	0	0	1	0	0	1
Homer Pct. 014	0	0	0	0	0	0
Homer Pct. 015	0	0	2	0	0	2
Homer Pct. 016	0	0	2	0	0	2
Homer Pct. 017	0	0	0	0	0	0



Nancy Schultz Voots

W I L L C O U N T Y C L E R K

Homer Pct. 018	0	0	2	0	0	0	2				
Joliet Pct. 001	0	0	0	0	0	0	0				
Joliet Pct. 002	0	0	0	0	0	0	0				
Joliet Pct. 003	0	0	0	0	0	0	0				
Lockport Pct. 002	0	0	0	0	0	0	0				
Lockport Pct. 003	0	0	0	0	0	0	0				
Lockport Pct. 004	0	0	0	0	0	0	0				
Lockport Pct. 005	0	0	0	0	0	0	0				
Lockport Pct. 010	0	0	0	0	0	0	0				
Lockport Pct. 011	0	0	0	0	2	2	2				
Lockport Pct. 012	0	0	2	0	0	2	2				
Lockport Pct. 015	0	1	0	0	0	1	1				
Lockport Pct. 016	0	1	2	0	0	3	3				
Lockport Pct. 017	0	0	0	0	0	0	0				
Lockport Pct. 018	0	0	1	0	0	1	1				
Lockport Pct. 019	0	0	0	0	0	0	0				
Lockport Pct. 020	0	0	0	0	0	0	0				
Lockport Pct. 021	0	0	0	0	0	0	0				
Lockport Pct. 022	0	0	2	0	1	3	3				
Lockport Pct. 023	0	0	0	0	0	0	0				
Lockport Pct. 024	0	0	0	0	0	0	0				
V/M:	0	EV:	17	ED:	52	PR:	0	PV/M:	3	GT:	72

The background features a stylized American flag. The top half is dark blue with light blue stars. The bottom half is red and white stripes. In the center, a map of the United States is shown in a medium blue color, with light blue stars overlaid on it. The text "MISCELLANEOUS REFERENDA" is centered over the map.

**MISCELLANEOUS
REFERENDA**

FINAL REFERENDA LIST

November 6, 2018 General Election

Village of Frankfort - (*Will* & Cook Counties)

Proposition to Impose a Non-Home Rule Municipal Retailers' Occupation Tax and a Non-Home Rule Municipal Occupation Tax

Village of Lemont - (*Cook*, DuPage & Will Counties)

Proposition to Determine Whether the Village of Lemont Should Become a Home Rule Municipality

Lockport Township (Unincorporated)

Proposition to Authorize Lockport Township to Contract, Administer, or License a Refuse Collection, Disposal, and Recycling Program

Wilton Township

Proposition to create a New Tax Rate for Joint Bridge Tax Purposes

Bolingbrook Park District

Proposition to Issue \$14,000,000 Park Bonds

Frankfort Park District - (Cook & *Will* Counties)

Proposition to Reduce Number of Commissioners

Tinley Park Park District - (*Cook* & Will Counties)

Proposition to Increase the Limiting Rate of the Tinley Park Park District

White Oak Public Library District

Proposition to Increase Limiting Rate

Minooka Community Consolidated School District No. 201 - (*Grundy*, Kendall & Will Counties)

Proposition to Issue \$50,000,000 School Building Bonds

Rockdale School District No. 84

Proposition to Increase the Limiting Rate

New Lenox Fire Protection District

Proposition to Increase the Limiting Rate of the New Lenox Fire Protection District

* denotes County with jurisdiction. If no County is listed than Will County is the jurisdiction.

01 = BALLOTS CAST

VOTES PERCENT

9,062

VILLAGE OF FRANKFORT REFERENDUM

Vote for not more than 1

02 = YES

03 = NO

VOTES PERCENT

4,646 53.24


4,081 46.76

	01	02	03
0064 FRANKFORT PCT 008	230	112	111
0067 FRANKFORT PCT 011	1118	549	537
0072 FRANKFORT PCT 016	511	266	211
0074 FRANKFORT PCT 018	831	449	357
0077 FRANKFORT PCT 021	850	439	382
0078 FRANKFORT PCT 022	885	459	392
0079 FRANKFORT PCT 023	824	420	369
0080 FRANKFORT PCT 024	689	298	355
0081 FRANKFORT PCT 025	872	491	352
0082 FRANKFORT PCT 026	868	490	353
0083 FRANKFORT PCT 027	722	344	353
0084 FRANKFORT PCT 028	590	300	270
0085 GREEN GARDEN PCT 001	63	26	33
0172 MONEE PCT 001	9	3	6

I, the undersigned do hereby certify that on November 27, 2018, I canvassed the returns of an election held on November 6, 2018 General Election for **Village of Frankfort** and I proclaim that a total of **9,062** voters requested and received ballots and I do further certify that the following Question of Public Policy did receive the number of votes herein recorded and has **PASSED**.

Shall the corporate authorities of the Village of Frankfort, Will and Cook Counties, Illinois, be authorized to levy a Non-Home Rule Retailers' Occupation Tax and a Non-Home Rule Service Occupation Tax at the rate of one (1%) percent for expenditures on municipal operations, expenditures on public infrastructure, or property tax relief?

I further certify that the above is a true and complete Abstract of Votes and was prepared in my presence on November 27, 2018.


 Nancy Schultz Voots, Will County Clerk

JURISDICTIONAL CANVASS
RUN DATE:11/20/18 03:11 PM

Village of Lemont
GENERAL ELECTION
NOVEMBER 6, 2018

01 = BALLOTS CAST

VOTES PERCENT
3

VILLAGE OF LEMONT REFERENDUM
Vote for not more than 1
02 = YES
03 = NO

VOTES PERCENT
1 33.33
2 66.67

01 02 03

3 1 2

0051 DU PAGE PCT 033

This political subdivision has been
canvassed by the election authority in
which their principal office is located.

WITH 17 OF 17 PRECINCTS REPORTING

VOTES PERCENT

VOTES PERCENT

01 = BALLOTS CAST

4,407

UNINCORPORATED LOCKPORT TOWNSHIP REFERENDUM

Vote for not more than 1

02 = YES

2,738 65.75

03 = NO


1,426 34.25

	01	02	03
0144 LOCKPORT PCT 001	1421	949	386
0145 LOCKPORT PCT 002	0	0	0
0147 LOCKPORT PCT 004	155	111	42
0148 LOCKPORT PCT 005	516	285	220
0149 LOCKPORT PCT 006	796	469	263
0152 LOCKPORT PCT 009	0	0	0
0153 LOCKPORT PCT 010	140	90	45
0154 LOCKPORT PCT 011	35	18	16
0155 LOCKPORT PCT 012	255	150	85
0156 LOCKPORT PCT 013	9	6	3
0157 LOCKPORT PCT 014	161	107	51
0158 LOCKPORT PCT 015	71	44	27
0159 LOCKPORT PCT 016	100	61	30
0160 LOCKPORT PCT 017	15	7	6
0161 LOCKPORT PCT 018	190	109	73
0162 LOCKPORT PCT 019	119	68	45
0167 LOCKPORT PCT 024	424	264	134

I, the undersigned do hereby certify that on November 27, 2018, I canvassed the returns of an election held on November 6, 2018 General Election for **Unincorporated Lockport Township** and I proclaim that a total of **4,407** voters requested and received ballots and I do further certify that the following Question of Public Policy did receive the number of votes herein recorded and has **PASSED**.

Shall Lockport Township be authorized to contract, administer or license a refuse collection, disposal, and recycling program on behalf of the residents of the unincorporated areas of the Township, pursuant to Section 85-13(f) and Article 210 of the Township Code?

I further certify that the above is a true and complete Abstract of Votes and was prepared in my presence on November 27, 2018.


Nancy Schultz Voots, Will County Clerk

WITH 1 OF 1 PRECINCTS REPORTING

VOTES	PERCENT		VOTES	PERCENT
454		WILTON TOWNSHIP REFERENDUM		
		Vote for not more than 1		
		02 = YES	203	45.62
		03 = NO	242	54.38

01 = BALLOTS CAST

01	02	03

454	203	242

0304 WILTON PCT 001


I, the undersigned do hereby certify that on November 27, 2018, I canvassed the returns of an election held on November 6, 2018 General Election for **Wilton Township** and I proclaim that a total of **454** voters requested and received ballots and I do further certify that the following Question of Public Policy did receive the number of votes herein recorded and has **FAILED**.

Shall the Wilton Township Road District, Will County, Illinois, be authorized to levy a new tax for the purposes of constructing or repairing bridges, culverts, drainage structures or grade separations, including approaches thereto, and have an additional tax of 0.25% of the equalized assessed value of the taxable property therein extended for such purposes?

(1) *The approximate amount of taxes extendable at the most recently extended limiting rate is \$136,079.27 and the approximate amount of taxes extendable if the proposition is approved is \$210,569.78.*

(2) *For the 2018 levy year the approximate amount of the additional tax extendable against property containing a single family residence and having a fair market value at the time of the referendum of \$100,000 is estimated to be \$83.33.*

I further certify that the above is a true and complete Abstract of Votes and was prepared in my presence on November 27, 2018.


Nancy Schultz Voots, Will County Clerk

WITH 31 OF 31 PRECINCTS REPORTING

VOTES PERCENT

24,174

BOLINGBROOK PARK DISTRICT REFERENDUM

Vote for not more than 1

02 = YES

03 = NO

VOTES PERCENT

14,408 62.38

8,689 37.62


01 = BALLOTS CAST

	01	02	03
0022 DU PAGE PCT 004	719	422	274
0023 DU PAGE PCT 005	741	430	296
0024 DU PAGE PCT 006	731	412	299
0026 DU PAGE PCT 008	762	479	249
0027 DU PAGE PCT 009	692	367	305
0028 DU PAGE PCT 010	873	528	297
0029 DU PAGE PCT 011	824	522	258
0030 DU PAGE PCT 012	751	417	294
0031 DU PAGE PCT 013	933	557	293
0032 DU PAGE PCT 014	859	522	311
0033 DU PAGE PCT 015	820	487	300
0034 DU PAGE PCT 016	863	489	338
0035 DU PAGE PCT 017	925	561	325
0036 DU PAGE PCT 018	736	431	280
0037 DU PAGE PCT 019	764	462	279
0038 DU PAGE PCT 020	676	390	253
0039 DU PAGE PCT 021	809	460	311
0040 DU PAGE PCT 022	825	395	391
0041 DU PAGE PCT 023	1075	627	390
0042 DU PAGE PCT 024	704	442	232
0043 DU PAGE PCT 025	737	443	271
0044 DU PAGE PCT 026	669	415	218
0045 DU PAGE PCT 027	863	518	309
0046 DU PAGE PCT 028	745	461	240
0047 DU PAGE PCT 029	911	606	268
0048 DU PAGE PCT 030	775	467	281
0049 DU PAGE PCT 031	496	323	161
0051 DU PAGE PCT 033	0	0	0
0284 WHEATLAND PCT 019	767	465	264
0287 WHEATLAND PCT 022	983	587	341
0292 WHEATLAND PCT 027	1146	723	361

I, the undersigned do hereby certify that on November 27, 2018, I canvassed the returns of an election held on November 6, 2018 General Election for **Bolingbrook Park District** and I proclaim that a total of **24,174** voters requested and received ballots and I do further certify that the following Question of Public Policy did receive the number of votes herein recorded and has **PASSED**.

Shall the Bolingbrook Park District, Will County, Illinois, improve 21 park playgrounds, improve pathway connection, improve and equip the Bolingbrook Recreation and Aquatic Complex, including construction of four family changing rooms, two additional meeting/program rooms and locker room improvements, improve the Pelican Harbor Lazy River center island, and further equip parks and park facilities, and issue its bonds to the amount of \$14,000,000 for the purpose of paying the costs thereof?

I further certify that the above is a true and complete Abstract of Votes and was prepared in my presence on November 27, 2018.



Nancy Schultz Voets, Will County Clerk

Abstract of Votes

RUN DATE:11/21/18 10:55 AM

Frankfort Park
GENERAL ELECTION
NOVEMBER 6, 2018

Official Results

REPORT-EL86

PAGE 001

WITH 13 OF 13 PRECINCTS REPORTING

VOTES PERCENT

VOTES PERCENT

FRANKFORT PARK DISTRICT REFERENDUM

Vote for not more than 1

02 = YES

03 = NO

5,628 74.34
1,943 25.66

01 = BALLOTS CAST


7,909

	01	02	03
0067 FRANKFORT PCT 011	1118	815	264
0072 FRANKFORT PCT 016	83	59	16
0074 FRANKFORT PCT 018	749	531	185
0077 FRANKFORT PCT 021	850	602	214
0078 FRANKFORT PCT 022	913	670	209
0079 FRANKFORT PCT 023	836	591	196
0080 FRANKFORT PCT 024	217	148	59
0081 FRANKFORT PCT 025	872	640	194
0082 FRANKFORT PCT 026	868	600	231
0083 FRANKFORT PCT 027	722	498	193
0084 FRANKFORT PCT 028	609	422	165
0085 GREEN GARDEN PCT 001	63	45	15
0172 MONEE PCT 001	9	7	2

I, the undersigned do hereby certify that on November 27, 2018, I canvassed the returns of an election held on November 6, 2018 General Election for **Frankfort Park District** and I proclaim that a total of **7,909** voters requested and received ballots and I do further certify that the following Question of Public Policy did receive the number of votes herein recorded and has **PASSED**.

Shall the number of commissioners on the board of the Frankfort Park District be reduced from seven (7) to five (5)?

I further certify that the above is a true and complete Abstract of Votes and was prepared in my presence on November 27, 2018.



Nancy Schultz Voots, Will County Clerk

JURISDICTIONAL CANVASS
RUN DATE:11/20/18 03:11 PM

Tinley Park - Park
GENERAL ELECTION
NOVEMBER 6, 2018

VOTES PERCENT

TINLEY PARK - PARK DISTRICT REFERENDUM

Vote for not more than 1

02 = YES

03 = NO

VOTES PERCENT

57

8 14.55
47 85.45

01 = BALLOTS CAST

01	02	03
57	8	47

0059 FRANKFORT PCT 003

This political subdivision has been
canvassed by the election authority in
which their principal office is located.

WITH 35 OF 35 PRECINCTS REPORTING

VOTES PERCENT

VOTES PERCENT

WHITE OAK LIBRARY DISTRICT REFERENDUM

01 = BALLOTS CAST

25,427

Vote for not more than 1

02 = YES

9,658 39.90

03 = NO

14,547 60.10

	01	02	03
0042 DU PAGE PCT 024	3	2	1
0050 DU PAGE PCT 032	894	419	439
0051 DU PAGE PCT 033	653	250	357
0052 DU PAGE PCT 034	774	358	382
0053 DU PAGE PCT 035	519	201	284
0054 DU PAGE PCT 036	901	360	499
0055 DU PAGE PCT 037	705	367	314
0107 JOLIET PCT 001	423	141	248
0108 JOLIET PCT 002	2	1	1
0144 LOCKPORT PCT 001	1421	647	711
0145 LOCKPORT PCT 002	904	299	551
0146 LOCKPORT PCT 003	761	300	416
0147 LOCKPORT PCT 004	615	246	342
0148 LOCKPORT PCT 005	785	228	532
0149 LOCKPORT PCT 006	918	335	526
0150 LOCKPORT PCT 007	890	270	536
0151 LOCKPORT PCT 008	753	257	461
0152 LOCKPORT PCT 009	1286	569	681
0153 LOCKPORT PCT 010	797	289	477
0154 LOCKPORT PCT 011	767	311	422
0155 LOCKPORT PCT 012	792	250	503
0156 LOCKPORT PCT 013	1485	594	828
0157 LOCKPORT PCT 014	726	228	460
0158 LOCKPORT PCT 015	688	243	422
0159 LOCKPORT PCT 016	839	369	436
0160 LOCKPORT PCT 017	897	368	493
0161 LOCKPORT PCT 018	814	296	477
0162 LOCKPORT PCT 019	885	278	569
0163 LOCKPORT PCT 020	658	223	402
0164 LOCKPORT PCT 021	693	224	435
0165 LOCKPORT PCT 022	574	209	347
0166 LOCKPORT PCT 023	524	187	317
0167 LOCKPORT PCT 024	424	135	259
0235 PLAINFIELD PCT 034	392	119	260
0245 TROY PCT 006	265	85	159

I, the undersigned do hereby certify that on November 27, 2018, I canvassed the returns of an election held on November 6, 2018 General Election for **White Oak Library District** and I proclaim that a total of **25,427** voters requested and received ballots and I do further certify that the following Question of Public Policy did receive the number of votes herein recorded and has **FAILED**.


Shall the limiting rate under the Property Tax Extension Limitation Law for the White Oak Library District, Will County, Illinois, be increased by an additional amount equal to 0.0296% above the limiting rate for levy year 2017 and be equal to 0.215% of the equalized assessed value of the taxable property therein for levy year 2018?

(1) The approximate amount of taxes extendable at the most recently extended limiting rate is \$3,704,861, and the approximate amount of taxes extendable if the proposition is approved is \$4,296,359.

(2) For the 2018 levy year the approximate amount of the additional tax extendable against property containing a single family residence and having a fair market value at the time of the referendum of \$100,000 is estimated to be \$8.39.

(3) If the proposition is approved, the aggregate extension for the 2018 levy year will be determined by the limiting rate set forth in the proposition, rather than the otherwise applicable limiting rate calculated under the provisions of the Property Tax Extension Limitation Law (commonly known as the Property Tax Cap Law).

I further certify that the above is a true and complete Abstract of Votes and was prepared in my presence on November 27, 2018.


Nancy Schultz Voots, Will County Clerk

JURISDICTIONAL CANVASS

RUN DATE:11/20/18 03:11 PM

Minooka CCSD No. 201
GENERAL ELECTION
NOVEMBER 6, 2018

VOTES PERCENT

4,564

MINOOKA CCSD NO. 21 REFERENDUM

Vote for not more than 1

02 = YES

03 = NO

VOTES PERCENT

2,206 49.75

2,228 50.25

01 = BALLOTS CAST

	01	02	03
0002 CHANNAHON PCT 002	12	6	6
0252 TROY PCT 013	1513	645	806
0253 TROY PCT 014	549	244	296
0254 TROY PCT 015	30	10	18
0256 TROY PCT 017	364	181	177
0259 TROY PCT 020	1053	563	458
0260 TROY PCT 021	595	372	214
0261 TROY PCT 022	448	185	253

This political subdivision has been canvassed by the election authority in which their principal office is located.

WITH 4 OF 4 PRECINCTS REPORTING

VOTES PERCENT

VOTES PERCENT

01 = BALLOTS CAST

696
ROCKDALE SD 84 REFERENDUM
Vote for not more than 1
02 = YES
03 = NO

499 74.04
175 25.96

	01	02	03
0130 JOLIET PCT 024	36	4	22
0131 JOLIET PCT 025	61	34	24
0137 JOLIET PCT 031	16	14	1
0139 JOLIET PCT 033	583	447	128

I, the undersigned do hereby certify that on November 27, 2018, I canvassed the returns of an election held on November 6, 2018 General Election for **Rockdale School District 84** and I proclaim that a total of **696** voters requested and received ballots and I do further certify that the following Question of Public Policy did receive the number of votes herein recorded and has **PASSED**.


Shall the limiting rate under the Property Tax Extension Limitation Law for Rockdale School District 84, Will County, Illinois, be increased by an additional amount equal to .90% above the limiting rate for school purposes of said School District for levy year 2017 and be equal to 2.2735% of the equalized assessed value of the taxable property therein for levy year 2018?

(1) *The approximate amount of taxes extendable at the most recently extended limiting rate is \$1,094,440 and the approximate amount of taxes extendable if the proposition is approved is \$1,811,583.00.*

(2) *For the 2018 levy year the approximate amount of the additional tax extendable against property containing a single-family residence and having a fair market value at the time of the referendum of \$100,000 is estimated to be \$299.70.*

(3) *If the proposition is approved, the aggregate extension for 2018 will be determined by the limiting rate set forth in the proposition, rather than the otherwise applicable limiting rate calculated under the provisions of the Property Tax Extension Limitation Law (commonly known as the Property Tax Cap Law).*

I further certify that the above is a true and complete Abstract of Votes and was prepared in my presence on November 27, 2018.


Nancy Schultz Voots, Will County Clerk

WITH 20 OF 20 PRECINCTS REPORTING

VOTES PERCENT

VOTES PERCENT

NEW LENOX FIRE DISTRICT REFERENDUM

Vote for not more than 1

02 = YES

03 = NO

10,118 61.39
6,363 38.61

01 = BALLOTS CAST

16,837

	01	02	03
0180 NEW LENOX PCT 001	64	34	29
0181 NEW LENOX PCT 002	804	439	353
0182 NEW LENOX PCT 003	6	1	5
0183 NEW LENOX PCT 004	656	385	257
0184 NEW LENOX PCT 005	832	549	264
0185 NEW LENOX PCT 006	838	503	307
0186 NEW LENOX PCT 007	1173	597	546
0187 NEW LENOX PCT 008	1008	558	426
0188 NEW LENOX PCT 009	919	540	361
0189 NEW LENOX PCT 010	877	580	283
0190 NEW LENOX PCT 011	936	564	359
0191 NEW LENOX PCT 012	754	471	265
0192 NEW LENOX PCT 013	871	571	283
0193 NEW LENOX PCT 014	1251	758	471
0194 NEW LENOX PCT 015	888	522	347
0195 NEW LENOX PCT 016	868	562	282
0196 NEW LENOX PCT 017	933	625	294
0197 NEW LENOX PCT 018	795	511	266
0198 NEW LENOX PCT 019	993	619	351
0199 NEW LENOX PCT 020	1371	729	614

I, the undersigned do hereby certify that on November 27, 2018, I canvassed the returns of an election held on November 6, 2018 General Election for **New Lenox Fire Protection District** and I proclaim that a total of **16,837** voters requested and received ballots and I do further certify that the following Question of Public Policy did receive the number of votes herein recorded and has **PASSED**.

Shall the limiting rate under the Property Tax Extension Limitation Law for the New Lenox Fire Protection District, Will County, Illinois, be increased by an additional amount equal to 0.2021% above the limiting rate for the purpose of fire protection and ambulance service for levy year 2017 and be equal to 0.59% of the equalized assessed value of the taxable property therein for levy years 2018, 2019, 2020 and 2021?


(1) *The approximate amount of taxes extendable at the most recent extended limiting rate is \$4,934,882.40, and the approximate amount of taxes extendable if the proposition is approved is \$7,506,008.30.*

(2) *For the 2018 levy year, the approximate amount of the additional tax extendable against property containing a single family residence and having a fair market value of \$100,000 is estimated to be \$67.37.*

(3) *Based upon an average annual percentage increase in the market value of such property at 1.7073%, the approximate amount of the additional tax extendable against such property for the 2019 levy year is estimated to be \$68.52, for the 2020 levy year is estimated to be \$69.69, and for the 2021 levy year is estimated to be \$70.88.*

(4) *If the proposition is approved, the aggregate extension for 2018, 2019, 2020, and 2021 will be determined by the limiting rate set forth in the proposition, rather than the otherwise applicable limiting rate calculated under the provisions of the Property Tax Extension Limitation Law (commonly known as the Property Tax Cap Law).*

I further certify that the above is a true and complete Abstract of Votes and was prepared in my presence on November 27, 2018.


Nancy Schultz Voots, Will County Clerk



VOTE BY MAIL

(BY PRECINCT)

(VOTE BY MAIL)

RUN DATE:11/19/18 02:17 PM

WILL COUNTY, ILLINOIS
GENERAL ELECTION
NOVEMBER 6, 2018

Vote by Mail

REPORT-EL52

PAGE 0001

01 = BALLOTS CAST - TOTAL

TOTAL PERCENT
20,581

TOTAL PERCENT

	TOTAL	PERCENT
01	20,581	
0001 CHANNAHON PCT 001	61	
0002 CHANNAHON PCT 002	81	
0003 CHANNAHON PCT 003	77	
0004 CHANNAHON PCT 004	49	
0005 CHANNAHON PCT 005	49	
0006 CRETE PCT 001	71	
0007 CRETE PCT 002	57	
0008 CRETE PCT 003	43	
0009 CRETE PCT 004	64	
0010 CRETE PCT 005	71	
0011 CRETE PCT 006	96	
0012 CRETE PCT 007	73	
0013 CRETE PCT 008	40	
0014 CRETE PCT 009	41	
0015 CRETE PCT 010	49	
0016 CRETE PCT 011	42	
0017 CRETE PCT 012	42	
0018 CUSTER PCT 001	24	
0019 DU PAGE PCT 001	103	
0020 DU PAGE PCT 002	86	
0021 DU PAGE PCT 003	98	
0022 DU PAGE PCT 004	49	
0023 DU PAGE PCT 005	45	
0024 DU PAGE PCT 006	64	
0025 DU PAGE PCT 007	83	
0026 DU PAGE PCT 008	59	
0027 DU PAGE PCT 009	54	
0028 DU PAGE PCT 010	62	
0029 DU PAGE PCT 011	54	
0030 DU PAGE PCT 012	62	
0031 DU PAGE PCT 013	129	
0032 DU PAGE PCT 014	75	
0033 DU PAGE PCT 015	84	
0034 DU PAGE PCT 016	63	
0035 DU PAGE PCT 017	73	
0036 DU PAGE PCT 018	52	
0037 DU PAGE PCT 019	65	
0038 DU PAGE PCT 020	38	
0039 DU PAGE PCT 021	45	
0040 DU PAGE PCT 022	59	
0041 DU PAGE PCT 023	65	
0042 DU PAGE PCT 024	64	
0043 DU PAGE PCT 025	56	
0044 DU PAGE PCT 026	48	
0045 DU PAGE PCT 027	65	
0046 DU PAGE PCT 028	76	
0047 DU PAGE PCT 029	51	
0048 DU PAGE PCT 030	90	
0049 DU PAGE PCT 031	33	
0050 DU PAGE PCT 032	67	
0051 DU PAGE PCT 033	73	
0052 DU PAGE PCT 034	118	
0053 DU PAGE PCT 035	34	
0054 DU PAGE PCT 036	74	
0055 DU PAGE PCT 037	29	
0056 FLORENCE PCT 001	41	
0057 FRANKFORT PCT 001	77	

(VOTE BY MAIL)

WILL COUNTY, ILLINOIS
GENERAL ELECTION
NOVEMBER 6, 2018

Vote by Mail

RUN DATE:11/19/18 02:17 PM

REPORT-EL52

PAGE 0002

TOTAL PERCENT
20,581

TOTAL PERCENT

01 = BALLOTS CAST - TOTAL

- - -
01
- - -

(CONTINUED FROM PREVIOUS PAGE)

0058 FRANKFORT PCT 002	105
0059 FRANKFORT PCT 003	63
0060 FRANKFORT PCT 004	75
0061 FRANKFORT PCT 005	77
0062 FRANKFORT PCT 006	30
0063 FRANKFORT PCT 007	67
0064 FRANKFORT PCT 008	64
0065 FRANKFORT PCT 009	60
0066 FRANKFORT PCT 010	97
0067 FRANKFORT PCT 011	83
0068 FRANKFORT PCT 012	33
0069 FRANKFORT PCT 013	50
0070 FRANKFORT PCT 014	51
0071 FRANKFORT PCT 015	56
0072 FRANKFORT PCT 016	87
0073 FRANKFORT PCT 017	92
0074 FRANKFORT PCT 018	39
0075 FRANKFORT PCT 019	62
0076 FRANKFORT PCT 020	58
0077 FRANKFORT PCT 021	41
0078 FRANKFORT PCT 022	105
0079 FRANKFORT PCT 023	69
0080 FRANKFORT PCT 024	67
0081 FRANKFORT PCT 025	48
0082 FRANKFORT PCT 026	79
0083 FRANKFORT PCT 027	42
0084 FRANKFORT PCT 028	85
0085 GREEN GARDEN PCT 001	66
0086 GREEN GARDEN PCT 002	69
0087 HOMER PCT 001	36
0088 HOMER PCT 002	67
0089 HOMER PCT 003	57
0090 HOMER PCT 004	62
0091 HOMER PCT 005	48
0092 HOMER PCT 006	83
0093 HOMER PCT 007	59
0094 HOMER PCT 008	69
0095 HOMER PCT 009	51
0096 HOMER PCT 010	103
0097 HOMER PCT 011	62
0098 HOMER PCT 012	59
0099 HOMER PCT 013	63
0100 HOMER PCT 014	71
0101 HOMER PCT 015	79
0102 HOMER PCT 016	47
0103 HOMER PCT 017	75
0104 HOMER PCT 018	62
0105 JACKSON PCT 001	57
0106 JACKSON PCT 002	86
0107 JOLIET PCT 001	62
0108 JOLIET PCT 002	88
0109 JOLIET PCT 003	35
0110 JOLIET PCT 004	60
0111 JOLIET PCT 005	58
0112 JOLIET PCT 006	39
0113 JOLIET PCT 007	63
0114 JOLIET PCT 008	70
0115 JOLIET PCT 009	41

(VOTE BY MAIL)

RUN DATE:11/19/18 02:17 PM

WILL COUNTY, ILLINOIS
GENERAL ELECTION
NOVEMBER 6, 2018

Vote by Mail

REPORT-EL52

PAGE 0003

TOTAL PERCENT
20,581

TOTAL PERCENT

01 = BALLOTS CAST - TOTAL

	TOTAL PERCENT
(CONTINUED FROM PREVIOUS PAGE)	01
0116 JOLIET PCT 010	66
0117 JOLIET PCT 011	43
0118 JOLIET PCT 012	29
0119 JOLIET PCT 013	35
0120 JOLIET PCT 014	32
0121 JOLIET PCT 015	47
0122 JOLIET PCT 016	59
0123 JOLIET PCT 017	63
0124 JOLIET PCT 018	106
0125 JOLIET PCT 019	50
0126 JOLIET PCT 020	91
0127 JOLIET PCT 021	40
0128 JOLIET PCT 022	70
0129 JOLIET PCT 023	61
0130 JOLIET PCT 024	74
0131 JOLIET PCT 025	100
0132 JOLIET PCT 026	40
0133 JOLIET PCT 027	17
0134 JOLIET PCT 028	37
0135 JOLIET PCT 029	31
0136 JOLIET PCT 030	44
0137 JOLIET PCT 031	43
0138 JOLIET PCT 032	30
0139 JOLIET PCT 033	23
0140 JOLIET PCT 034	81
0141 JOLIET PCT 035	97
0142 JOLIET PCT 036	69
0143 JOLIET PCT 037	56
0144 LOCKPORT PCT 001	217
0145 LOCKPORT PCT 002	84
0146 LOCKPORT PCT 003	64
0147 LOCKPORT PCT 004	58
0148 LOCKPORT PCT 005	72
0149 LOCKPORT PCT 006	65
0150 LOCKPORT PCT 007	73
0151 LOCKPORT PCT 008	46
0152 LOCKPORT PCT 009	189
0153 LOCKPORT PCT 010	53
0154 LOCKPORT PCT 011	46
0155 LOCKPORT PCT 012	52
0156 LOCKPORT PCT 013	207
0157 LOCKPORT PCT 014	56
0158 LOCKPORT PCT 015	47
0159 LOCKPORT PCT 016	64
0160 LOCKPORT PCT 017	50
0161 LOCKPORT PCT 018	77
0162 LOCKPORT PCT 019	93
0163 LOCKPORT PCT 020	55
0164 LOCKPORT PCT 021	67
0165 LOCKPORT PCT 022	41
0166 LOCKPORT PCT 023	25
0167 LOCKPORT PCT 024	27
0168 MANHATTAN PCT 001	62
0169 MANHATTAN PCT 002	75
0170 MANHATTAN PCT 003	81
0171 MANHATTAN PCT 004	56
0172 MONEE PCT 001	70
0173 MONEE PCT 002	58

(VOTE BY MAIL)

RUN DATE:11/19/18 02:17 PM

WILL COUNTY, ILLINOIS
GENERAL ELECTION
NOVEMBER 6, 2018

Vote by Mail

REPORT-EL52 PAGE 0004

TOTAL PERCENT
20,581

TOTAL PERCENT

01 = BALLOTS CAST - TOTAL

- - -
01
- - -

(CONTINUED FROM PREVIOUS PAGE)

0174 MONEE PCT 003	63
0175 MONEE PCT 004	75
0176 MONEE PCT 005	43
0177 MONEE PCT 006	51
0178 MONEE PCT 007	68
0179 MONEE PCT 008	50
0180 NEW LENOX PCT 001	40
0181 NEW LENOX PCT 002	67
0182 NEW LENOX PCT 003	47
0183 NEW LENOX PCT 004	39
0184 NEW LENOX PCT 005	61
0185 NEW LENOX PCT 006	57
0186 NEW LENOX PCT 007	86
0187 NEW LENOX PCT 008	89
0188 NEW LENOX PCT 009	34
0189 NEW LENOX PCT 010	68
0190 NEW LENOX PCT 011	47
0191 NEW LENOX PCT 012	38
0192 NEW LENOX PCT 013	67
0193 NEW LENOX PCT 014	76
0194 NEW LENOX PCT 015	61
0195 NEW LENOX PCT 016	55
0196 NEW LENOX PCT 017	96
0197 NEW LENOX PCT 018	51
0198 NEW LENOX PCT 019	69
0199 NEW LENOX PCT 020	104
0200 PEOTONE PCT 001	67
0201 PEOTONE PCT 002	51
0202 PLAINFIELD PCT 001	105
0203 PLAINFIELD PCT 002	53
0204 PLAINFIELD PCT 003	74
0205 PLAINFIELD PCT 004	15
0206 PLAINFIELD PCT 005	69
0207 PLAINFIELD PCT 006	59
0208 PLAINFIELD PCT 007	68
0209 PLAINFIELD PCT 008	66
0210 PLAINFIELD PCT 009	115
0211 PLAINFIELD PCT 010	61
0212 PLAINFIELD PCT 011	28
0213 PLAINFIELD PCT 012	45
0214 PLAINFIELD PCT 013	89
0215 PLAINFIELD PCT 014	49
0216 PLAINFIELD PCT 015	71
0217 PLAINFIELD PCT 016	72
0218 PLAINFIELD PCT 017	59
0219 PLAINFIELD PCT 018	60
0220 PLAINFIELD PCT 019	52
0221 PLAINFIELD PCT 020	107
0222 PLAINFIELD PCT 021	82
0223 PLAINFIELD PCT 022	103
0224 PLAINFIELD PCT 023	52
0225 PLAINFIELD PCT 024	88
0226 PLAINFIELD PCT 025	31
0227 PLAINFIELD PCT 026	43
0228 PLAINFIELD PCT 027	68
0229 PLAINFIELD PCT 028	43
0230 PLAINFIELD PCT 029	52
0231 PLAINFIELD PCT 030	50

(VOTE BY MAIL)

RUN DATE:11/19/18 02:17 PM

WILL COUNTY, ILLINOIS
GENERAL ELECTION
NOVEMBER 6, 2018

Vote by Mail

REPORT-EL52

PAGE 0005

01 = BALLOTS CAST - TOTAL

TOTAL PERCENT
20,581

TOTAL PERCENT

(CONTINUED FROM PREVIOUS PAGE)

01

0232 PLAINFIELD PCT 031	63
0233 PLAINFIELD PCT 032	45
0234 PLAINFIELD PCT 033	80
0235 PLAINFIELD PCT 034	36
0236 PLAINFIELD PCT 035	60
0237 REED PCT 001	39
0238 REED PCT 002	46
0239 REED PCT 003	32
0240 TROY PCT 001	62
0241 TROY PCT 002	75
0242 TROY PCT 003	41
0243 TROY PCT 004	73
0244 TROY PCT 005	107
0245 TROY PCT 006	44
0246 TROY PCT 007	108
0247 TROY PCT 008	135
0248 TROY PCT 009	65
0249 TROY PCT 010	63
0250 TROY PCT 011	112
0251 TROY PCT 012	84
0252 TROY PCT 013	158
0253 TROY PCT 014	86
0254 TROY PCT 015	75
0255 TROY PCT 016	159
0256 TROY PCT 017	73
0257 TROY PCT 018	49
0258 TROY PCT 019	40
0259 TROY PCT 020	66
0260 TROY PCT 021	55
0261 TROY PCT 022	31
0262 WASHINGTON PCT 001	62
0263 WASHINGTON PCT 002	37
0264 WASHINGTON PCT 003	34
0265 WESLEY PCT 001	62
0266 WHEATLAND PCT 001	107
0267 WHEATLAND PCT 002	210
0268 WHEATLAND PCT 003	108
0269 WHEATLAND PCT 004	94
0270 WHEATLAND PCT 005	91
0271 WHEATLAND PCT 006	60
0272 WHEATLAND PCT 007	83
0273 WHEATLAND PCT 008	93
0274 WHEATLAND PCT 009	105
0275 WHEATLAND PCT 010	109
0276 WHEATLAND PCT 011	142
0277 WHEATLAND PCT 012	75
0278 WHEATLAND PCT 013	79
0279 WHEATLAND PCT 014	84
0280 WHEATLAND PCT 015	74
0281 WHEATLAND PCT 016	101
0282 WHEATLAND PCT 017	127
0283 WHEATLAND PCT 018	79
0284 WHEATLAND PCT 019	63
0285 WHEATLAND PCT 020	61
0286 WHEATLAND PCT 021	49
0287 WHEATLAND PCT 022	89
0288 WHEATLAND PCT 023	107
0289 WHEATLAND PCT 024	102

(VOTE BY MAIL)

RUN DATE:11/19/18 02:17 PM

WILL COUNTY, ILLINOIS
GENERAL ELECTION
NOVEMBER 6, 2018

Vote by Mail

REPORT-EL52

PAGE 0006

01 = BALLOTS CAST - TOTAL

TOTAL PERCENT
20,581

TOTAL PERCENT

(CONTINUED FROM PREVIOUS PAGE)

01

0290 WHEATLAND PCT 025	52
0291 WHEATLAND PCT 026	128
0292 WHEATLAND PCT 027	122
0293 WHEATLAND PCT 028	107
0294 WHEATLAND PCT 029	105
0295 WHEATLAND PCT 030	78
0296 WHEATLAND PCT 031	69
0297 WHEATLAND PCT 032	86
0298 WHEATLAND PCT 033	76
0299 WHEATLAND PCT 034	105
0300 WILL PCT 001	56
0301 WILMINGTON PCT 001	66
0302 WILMINGTON PCT 002	57
0303 WILMINGTON PCT 003	57
0304 WILTON PCT 001	30



EARLY VOTING

(BY PRECINCT)

(EARLY VOTING)

RUN DATE:11/19/18 02:21 PM

WILL COUNTY, ILLINOIS
GENERAL ELECTION
NOVEMBER 6, 2018

Early Voting

REPORT-EL52

PAGE 0001

01 = BALLOTS CAST - TOTAL

TOTAL PERCENT
48,355

TOTAL PERCENT

- - -
01
- - -

0001 CHANNAHON PCT 001	162
0002 CHANNAHON PCT 002	213
0003 CHANNAHON PCT 003	189
0004 CHANNAHON PCT 004	124
0005 CHANNAHON PCT 005	119
0006 CRETE PCT 001	90
0007 CRETE PCT 002	57
0008 CRETE PCT 003	77
0009 CRETE PCT 004	177
0010 CRETE PCT 005	148
0011 CRETE PCT 006	146
0012 CRETE PCT 007	157
0013 CRETE PCT 008	105
0014 CRETE PCT 009	118
0015 CRETE PCT 010	55
0016 CRETE PCT 011	74
0017 CRETE PCT 012	93
0018 CUSTER PCT 001	38
0019 DU PAGE PCT 001	224
0020 DU PAGE PCT 002	265
0021 DU PAGE PCT 003	272
0022 DU PAGE PCT 004	197
0023 DU PAGE PCT 005	216
0024 DU PAGE PCT 006	226
0025 DU PAGE PCT 007	246
0026 DU PAGE PCT 008	221
0027 DU PAGE PCT 009	146
0028 DU PAGE PCT 010	276
0029 DU PAGE PCT 011	264
0030 DU PAGE PCT 012	191
0031 DU PAGE PCT 013	228
0032 DU PAGE PCT 014	263
0033 DU PAGE PCT 015	231
0034 DU PAGE PCT 016	247
0035 DU PAGE PCT 017	294
0036 DU PAGE PCT 018	227
0037 DU PAGE PCT 019	214
0038 DU PAGE PCT 020	188
0039 DU PAGE PCT 021	192
0040 DU PAGE PCT 022	199
0041 DU PAGE PCT 023	303
0042 DU PAGE PCT 024	229
0043 DU PAGE PCT 025	223
0044 DU PAGE PCT 026	174
0045 DU PAGE PCT 027	275
0046 DU PAGE PCT 028	190
0047 DU PAGE PCT 029	169
0048 DU PAGE PCT 030	184
0049 DU PAGE PCT 031	112
0050 DU PAGE PCT 032	102
0051 DU PAGE PCT 033	103
0052 DU PAGE PCT 034	69
0053 DU PAGE PCT 035	84
0054 DU PAGE PCT 036	128
0055 DU PAGE PCT 037	63
0056 FLORENCE PCT 001	27
0057 FRANKFORT PCT 001	231

(EARLY VOTING)

RUN DATE:11/19/18 02:21 PM

WILL COUNTY, ILLINOIS
GENERAL ELECTION
NOVEMBER 6, 2018

Early Voting

REPORT-EL52

PAGE 0002

TOTAL PERCENT
48,355

TOTAL PERCENT

01 = BALLOTS CAST - TOTAL

(CONTINUED FROM PREVIOUS PAGE)

	TOTAL	PERCENT
0058 FRANKFORT PCT 002	229	
0059 FRANKFORT PCT 003	125	
0060 FRANKFORT PCT 004	179	
0061 FRANKFORT PCT 005	278	
0062 FRANKFORT PCT 006	155	
0063 FRANKFORT PCT 007	202	
0064 FRANKFORT PCT 008	173	
0065 FRANKFORT PCT 009	147	
0066 FRANKFORT PCT 010	144	
0067 FRANKFORT PCT 011	210	
0068 FRANKFORT PCT 012	166	
0069 FRANKFORT PCT 013	167	
0070 FRANKFORT PCT 014	98	
0071 FRANKFORT PCT 015	93	
0072 FRANKFORT PCT 016	156	
0073 FRANKFORT PCT 017	305	
0074 FRANKFORT PCT 018	204	
0075 FRANKFORT PCT 019	97	
0076 FRANKFORT PCT 020	90	
0077 FRANKFORT PCT 021	195	
0078 FRANKFORT PCT 022	326	
0079 FRANKFORT PCT 023	208	
0080 FRANKFORT PCT 024	167	
0081 FRANKFORT PCT 025	183	
0082 FRANKFORT PCT 026	217	
0083 FRANKFORT PCT 027	172	
0084 FRANKFORT PCT 028	173	
0085 GREEN GARDEN PCT 001	127	
0086 GREEN GARDEN PCT 002	101	
0087 HOMER PCT 001	92	
0088 HOMER PCT 002	193	
0089 HOMER PCT 003	179	
0090 HOMER PCT 004	225	
0091 HOMER PCT 005	171	
0092 HOMER PCT 006	171	
0093 HOMER PCT 007	159	
0094 HOMER PCT 008	176	
0095 HOMER PCT 009	111	
0096 HOMER PCT 010	203	
0097 HOMER PCT 011	175	
0098 HOMER PCT 012	173	
0099 HOMER PCT 013	150	
0100 HOMER PCT 014	206	
0101 HOMER PCT 015	191	
0102 HOMER PCT 016	137	
0103 HOMER PCT 017	192	
0104 HOMER PCT 018	145	
0105 JACKSON PCT 001	158	
0106 JACKSON PCT 002	168	
0107 JOLIET PCT 001	131	
0108 JOLIET PCT 002	89	
0109 JOLIET PCT 003	67	
0110 JOLIET PCT 004	67	
0111 JOLIET PCT 005	145	
0112 JOLIET PCT 006	114	
0113 JOLIET PCT 007	106	
0114 JOLIET PCT 008	115	
0115 JOLIET PCT 009	95	

(EARLY VOTING)

RUN DATE:11/19/18 02:21 PM

WILL COUNTY, ILLINOIS
GENERAL ELECTION
NOVEMBER 6, 2018

Early Voting

REPORT-EL52 PAGE 0003

TOTAL PERCENT
48,355

TOTAL PERCENT

01 = BALLOTS CAST - TOTAL

(CONTINUED FROM PREVIOUS PAGE)

	TOTAL	PERCENT
0116 JOLIET PCT 010	102	
0117 JOLIET PCT 011	91	
0118 JOLIET PCT 012	94	
0119 JOLIET PCT 013	115	
0120 JOLIET PCT 014	109	
0121 JOLIET PCT 015	87	
0122 JOLIET PCT 016	142	
0123 JOLIET PCT 017	180	
0124 JOLIET PCT 018	161	
0125 JOLIET PCT 019	146	
0126 JOLIET PCT 020	138	
0127 JOLIET PCT 021	154	
0128 JOLIET PCT 022	132	
0129 JOLIET PCT 023	139	
0130 JOLIET PCT 024	90	
0131 JOLIET PCT 025	136	
0132 JOLIET PCT 026	91	
0133 JOLIET PCT 027	42	
0134 JOLIET PCT 028	97	
0135 JOLIET PCT 029	113	
0136 JOLIET PCT 030	71	
0137 JOLIET PCT 031	117	
0138 JOLIET PCT 032	138	
0139 JOLIET PCT 033	68	
0140 JOLIET PCT 034	142	
0141 JOLIET PCT 035	138	
0142 JOLIET PCT 036	149	
0143 JOLIET PCT 037	175	
0144 LOCKPORT PCT 001	157	
0145 LOCKPORT PCT 002	129	
0146 LOCKPORT PCT 003	91	
0147 LOCKPORT PCT 004	81	
0148 LOCKPORT PCT 005	131	
0149 LOCKPORT PCT 006	114	
0150 LOCKPORT PCT 007	90	
0151 LOCKPORT PCT 008	108	
0152 LOCKPORT PCT 009	185	
0153 LOCKPORT PCT 010	104	
0154 LOCKPORT PCT 011	133	
0155 LOCKPORT PCT 012	120	
0156 LOCKPORT PCT 013	223	
0157 LOCKPORT PCT 014	98	
0158 LOCKPORT PCT 015	78	
0159 LOCKPORT PCT 016	150	
0160 LOCKPORT PCT 017	220	
0161 LOCKPORT PCT 018	173	
0162 LOCKPORT PCT 019	167	
0163 LOCKPORT PCT 020	101	
0164 LOCKPORT PCT 021	106	
0165 LOCKPORT PCT 022	71	
0166 LOCKPORT PCT 023	63	
0167 LOCKPORT PCT 024	65	
0168 MANHATTAN PCT 001	116	
0169 MANHATTAN PCT 002	138	
0170 MANHATTAN PCT 003	191	
0171 MANHATTAN PCT 004	106	
0172 MONEE PCT 001	107	
0173 MONEE PCT 002	98	

(EARLY VOTING)

RUN DATE:11/19/18 02:21 PM

WILL COUNTY, ILLINOIS
GENERAL ELECTION
NOVEMBER 6, 2018

Early Voting

REPORT-EL52

PAGE 0004

TOTAL PERCENT
48,355

TOTAL PERCENT

01 = BALLOTS CAST - TOTAL

- - -
01
- - -

(CONTINUED FROM PREVIOUS PAGE)

0174 MONEE PCT 003	159
0175 MONEE PCT 004	182
0176 MONEE PCT 005	30
0177 MONEE PCT 006	29
0178 MONEE PCT 007	54
0179 MONEE PCT 008	85
0180 NEW LENOX PCT 001	122
0181 NEW LENOX PCT 002	135
0182 NEW LENOX PCT 003	95
0183 NEW LENOX PCT 004	85
0184 NEW LENOX PCT 005	136
0185 NEW LENOX PCT 006	115
0186 NEW LENOX PCT 007	292
0187 NEW LENOX PCT 008	273
0188 NEW LENOX PCT 009	120
0189 NEW LENOX PCT 010	296
0190 NEW LENOX PCT 011	165
0191 NEW LENOX PCT 012	110
0192 NEW LENOX PCT 013	150
0193 NEW LENOX PCT 014	197
0194 NEW LENOX PCT 015	207
0195 NEW LENOX PCT 016	228
0196 NEW LENOX PCT 017	203
0197 NEW LENOX PCT 018	128
0198 NEW LENOX PCT 019	179
0199 NEW LENOX PCT 020	236
0200 PEOTONE PCT 001	21
0201 PEOTONE PCT 002	29
0202 PLAINFIELD PCT 001	163
0203 PLAINFIELD PCT 002	184
0204 PLAINFIELD PCT 003	166
0205 PLAINFIELD PCT 004	37
0206 PLAINFIELD PCT 005	78
0207 PLAINFIELD PCT 006	62
0208 PLAINFIELD PCT 007	102
0209 PLAINFIELD PCT 008	186
0210 PLAINFIELD PCT 009	244
0211 PLAINFIELD PCT 010	178
0212 PLAINFIELD PCT 011	54
0213 PLAINFIELD PCT 012	74
0214 PLAINFIELD PCT 013	237
0215 PLAINFIELD PCT 014	153
0216 PLAINFIELD PCT 015	141
0217 PLAINFIELD PCT 016	147
0218 PLAINFIELD PCT 017	81
0219 PLAINFIELD PCT 018	119
0220 PLAINFIELD PCT 019	81
0221 PLAINFIELD PCT 020	160
0222 PLAINFIELD PCT 021	130
0223 PLAINFIELD PCT 022	192
0224 PLAINFIELD PCT 023	65
0225 PLAINFIELD PCT 024	93
0226 PLAINFIELD PCT 025	59
0227 PLAINFIELD PCT 026	63
0228 PLAINFIELD PCT 027	65
0229 PLAINFIELD PCT 028	79
0230 PLAINFIELD PCT 029	90
0231 PLAINFIELD PCT 030	67

(EARLY VOTING)

RUN DATE:11/19/18 02:21 PM

WILL COUNTY, ILLINOIS
GENERAL ELECTION
NOVEMBER 6, 2018

Early Voting

REPORT-EL52

PAGE 0005

TOTAL PERCENT
48,355

TOTAL PERCENT

01 = BALLOTS CAST - TOTAL

(CONTINUED FROM PREVIOUS PAGE)

0232 PLAINFIELD PCT 031	83
0233 PLAINFIELD PCT 032	102
0234 PLAINFIELD PCT 033	119
0235 PLAINFIELD PCT 034	72
0236 PLAINFIELD PCT 035	92
0237 REED PCT 001	92
0238 REED PCT 002	150
0239 REED PCT 003	102
0240 TROY PCT 001	196
0241 TROY PCT 002	151
0242 TROY PCT 003	104
0243 TROY PCT 004	72
0244 TROY PCT 005	167
0245 TROY PCT 006	81
0246 TROY PCT 007	184
0247 TROY PCT 008	247
0248 TROY PCT 009	165
0249 TROY PCT 010	160
0250 TROY PCT 011	315
0251 TROY PCT 012	151
0252 TROY PCT 013	540
0253 TROY PCT 014	223
0254 TROY PCT 015	185
0255 TROY PCT 016	220
0256 TROY PCT 017	276
0257 TROY PCT 018	119
0258 TROY PCT 019	154
0259 TROY PCT 020	244
0260 TROY PCT 021	237
0261 TROY PCT 022	79
0262 WASHINGTON PCT 001	106
0263 WASHINGTON PCT 002	128
0264 WASHINGTON PCT 003	90
0265 WESLEY PCT 001	39
0266 WHEATLAND PCT 001	264
0267 WHEATLAND PCT 002	576
0268 WHEATLAND PCT 003	242
0269 WHEATLAND PCT 004	229
0270 WHEATLAND PCT 005	278
0271 WHEATLAND PCT 006	213
0272 WHEATLAND PCT 007	263
0273 WHEATLAND PCT 008	205
0274 WHEATLAND PCT 009	296
0275 WHEATLAND PCT 010	278
0276 WHEATLAND PCT 011	466
0277 WHEATLAND PCT 012	224
0278 WHEATLAND PCT 013	306
0279 WHEATLAND PCT 014	283
0280 WHEATLAND PCT 015	275
0281 WHEATLAND PCT 016	251
0282 WHEATLAND PCT 017	328
0283 WHEATLAND PCT 018	303
0284 WHEATLAND PCT 019	166
0285 WHEATLAND PCT 020	224
0286 WHEATLAND PCT 021	212
0287 WHEATLAND PCT 022	214
0288 WHEATLAND PCT 023	210
0289 WHEATLAND PCT 024	184

(EARLY VOTING)

RUN DATE:11/19/18 02:21 PM

WILL COUNTY, ILLINOIS
GENERAL ELECTION
NOVEMBER 6, 2018

Early Voting

REPORT-EL52 PAGE 0006

	TOTAL	PERCENT	TOTAL	PERCENT
01 = BALLOTS CAST - TOTAL	48,355			
(CONTINUED FROM PREVIOUS PAGE)	01			
0290 WHEATLAND PCT 025	191			
0291 WHEATLAND PCT 026	336			
0292 WHEATLAND PCT 027	263			
0293 WHEATLAND PCT 028	230			
0294 WHEATLAND PCT 029	239			
0295 WHEATLAND PCT 030	177			
0296 WHEATLAND PCT 031	198			
0297 WHEATLAND PCT 032	213			
0298 WHEATLAND PCT 033	186			
0299 WHEATLAND PCT 034	285			
0300 WILL PCT 001	25			
0301 WILMINGTON PCT 001	43			
0302 WILMINGTON PCT 002	46			
0303 WILMINGTON PCT 003	55			
0304 WILTON PCT 001	25			

A stylized graphic of the state of North Carolina. The state's outline is filled with a medium blue color. The background is a dark blue field with several light blue stars scattered across it. In the bottom right corner, there are diagonal stripes in red, white, and blue, reminiscent of the American flag.

ELECTION DAY

(BY PRECINCT)

(ELECTION DAY)

WILL COUNTY, ILLINOIS
GENERAL ELECTION
NOVEMBER 6, 2018

Election Day

	TOTAL	PERCENT	TOTAL	PERCENT
01 = BALLOTS CAST - TOTAL	176,174			
	- - -			
	01			
	- - -			
0001 CHANNAHON PCT 001	629			
0002 CHANNAHON PCT 002	779			
0003 CHANNAHON PCT 003	611			
0004 CHANNAHON PCT 004	625			
0005 CHANNAHON PCT 005	684			
0006 CRETE PCT 001	627			
0007 CRETE PCT 002	505			
0008 CRETE PCT 003	501			
0009 CRETE PCT 004	539			
0010 CRETE PCT 005	578			
0011 CRETE PCT 006	601			
0012 CRETE PCT 007	556			
0013 CRETE PCT 008	646			
0014 CRETE PCT 009	510			
0015 CRETE PCT 010	400			
0016 CRETE PCT 011	514			
0017 CRETE PCT 012	539			
0018 CUSTER PCT 001	528			
0019 DU PAGE PCT 001	714			
0020 DU PAGE PCT 002	616			
0021 DU PAGE PCT 003	624			
0022 DU PAGE PCT 004	451			
0023 DU PAGE PCT 005	463			
0024 DU PAGE PCT 006	429			
0025 DU PAGE PCT 007	597			
0026 DU PAGE PCT 008	474			
0027 DU PAGE PCT 009	477			
0028 DU PAGE PCT 010	522			
0029 DU PAGE PCT 011	486			
0030 DU PAGE PCT 012	484			
0031 DU PAGE PCT 013	561			
0032 DU PAGE PCT 014	512			
0033 DU PAGE PCT 015	476			
0034 DU PAGE PCT 016	539			
0035 DU PAGE PCT 017	541			
0036 DU PAGE PCT 018	442			
0037 DU PAGE PCT 019	473			
0038 DU PAGE PCT 020	442			
0039 DU PAGE PCT 021	555			
0040 DU PAGE PCT 022	560			
0041 DU PAGE PCT 023	683			
0042 DU PAGE PCT 024	402			
0043 DU PAGE PCT 025	444			
0044 DU PAGE PCT 026	441			
0045 DU PAGE PCT 027	509			
0046 DU PAGE PCT 028	466			
0047 DU PAGE PCT 029	673			
0048 DU PAGE PCT 030	494			
0049 DU PAGE PCT 031	345			
0050 DU PAGE PCT 032	713			
0051 DU PAGE PCT 033	588			
0052 DU PAGE PCT 034	571			
0053 DU PAGE PCT 035	392			
0054 DU PAGE PCT 036	685			
0055 DU PAGE PCT 037	608			
0056 FLORENCE PCT 001	323			
0057 FRANKFORT PCT 001	825			

(ELECTION DAY)

WILL COUNTY, ILLINOIS
GENERAL ELECTION
NOVEMBER 6, 2018

Election Day

TOTAL PERCENT
176,174

TOTAL PERCENT

01 = BALLOTS CAST - TOTAL

- - -
01
- - -

(CONTINUED FROM PREVIOUS PAGE)

0058 FRANKFORT PCT 002	618
0059 FRANKFORT PCT 003	667
0060 FRANKFORT PCT 004	523
0061 FRANKFORT PCT 005	792
0062 FRANKFORT PCT 006	588
0063 FRANKFORT PCT 007	522
0064 FRANKFORT PCT 008	638
0065 FRANKFORT PCT 009	640
0066 FRANKFORT PCT 010	575
0067 FRANKFORT PCT 011	819
0068 FRANKFORT PCT 012	603
0069 FRANKFORT PCT 013	537
0070 FRANKFORT PCT 014	647
0071 FRANKFORT PCT 015	574
0072 FRANKFORT PCT 016	708
0073 FRANKFORT PCT 017	828
0074 FRANKFORT PCT 018	620
0075 FRANKFORT PCT 019	639
0076 FRANKFORT PCT 020	669
0077 FRANKFORT PCT 021	601
0078 FRANKFORT PCT 022	465
0079 FRANKFORT PCT 023	556
0080 FRANKFORT PCT 024	625
0081 FRANKFORT PCT 025	634
0082 FRANKFORT PCT 026	595
0083 FRANKFORT PCT 027	495
0084 FRANKFORT PCT 028	792
0085 GREEN GARDEN PCT 001	654
0086 GREEN GARDEN PCT 002	704
0087 HOMER PCT 001	570
0088 HOMER PCT 002	723
0089 HOMER PCT 003	499
0090 HOMER PCT 004	611
0091 HOMER PCT 005	479
0092 HOMER PCT 006	538
0093 HOMER PCT 007	608
0094 HOMER PCT 008	522
0095 HOMER PCT 009	493
0096 HOMER PCT 010	643
0097 HOMER PCT 011	592
0098 HOMER PCT 012	644
0099 HOMER PCT 013	632
0100 HOMER PCT 014	1010
0101 HOMER PCT 015	685
0102 HOMER PCT 016	573
0103 HOMER PCT 017	656
0104 HOMER PCT 018	739
0105 JACKSON PCT 001	671
0106 JACKSON PCT 002	568
0107 JOLIET PCT 001	531
0108 JOLIET PCT 002	397
0109 JOLIET PCT 003	383
0110 JOLIET PCT 004	456
0111 JOLIET PCT 005	210
0112 JOLIET PCT 006	325
0113 JOLIET PCT 007	396
0114 JOLIET PCT 008	472
0115 JOLIET PCT 009	440

(ELECTION DAY)

WILL COUNTY, ILLINOIS
GENERAL ELECTION
NOVEMBER 6, 2018

Election Day

TOTAL PERCENT
176,174

TOTAL PERCENT

01 = BALLOTS CAST - TOTAL

(CONTINUED FROM PREVIOUS PAGE)

01

0116 JOLIET PCT 010	458
0117 JOLIET PCT 011	425
0118 JOLIET PCT 012	426
0119 JOLIET PCT 013	314
0120 JOLIET PCT 014	364
0121 JOLIET PCT 015	319
0122 JOLIET PCT 016	414
0123 JOLIET PCT 017	542
0124 JOLIET PCT 018	656
0125 JOLIET PCT 019	463
0126 JOLIET PCT 020	407
0127 JOLIET PCT 021	592
0128 JOLIET PCT 022	452
0129 JOLIET PCT 023	370
0130 JOLIET PCT 024	383
0131 JOLIET PCT 025	449
0132 JOLIET PCT 026	427
0133 JOLIET PCT 027	196
0134 JOLIET PCT 028	291
0135 JOLIET PCT 029	409
0136 JOLIET PCT 030	465
0137 JOLIET PCT 031	426
0138 JOLIET PCT 032	331
0139 JOLIET PCT 033	506
0140 JOLIET PCT 034	292
0141 JOLIET PCT 035	485
0142 JOLIET PCT 036	316
0143 JOLIET PCT 037	372
0144 LOCKPORT PCT 001	1027
0145 LOCKPORT PCT 002	665
0146 LOCKPORT PCT 003	602
0147 LOCKPORT PCT 004	465
0148 LOCKPORT PCT 005	570
0149 LOCKPORT PCT 006	720
0150 LOCKPORT PCT 007	721
0151 LOCKPORT PCT 008	587
0152 LOCKPORT PCT 009	879
0153 LOCKPORT PCT 010	620
0154 LOCKPORT PCT 011	567
0155 LOCKPORT PCT 012	607
0156 LOCKPORT PCT 013	1049
0157 LOCKPORT PCT 014	563
0158 LOCKPORT PCT 015	552
0159 LOCKPORT PCT 016	609
0160 LOCKPORT PCT 017	614
0161 LOCKPORT PCT 018	541
0162 LOCKPORT PCT 019	620
0163 LOCKPORT PCT 020	489
0164 LOCKPORT PCT 021	509
0165 LOCKPORT PCT 022	456
0166 LOCKPORT PCT 023	430
0167 LOCKPORT PCT 024	322
0168 MANHATTAN PCT 001	653
0169 MANHATTAN PCT 002	744
0170 MANHATTAN PCT 003	896
0171 MANHATTAN PCT 004	657
0172 MONEE PCT 001	401
0173 MONEE PCT 002	516

(ELECTION DAY)

WILL COUNTY, ILLINOIS
GENERAL ELECTION
NOVEMBER 6, 2018

Election Day

01 = BALLOTS CAST - TOTAL

TOTAL PERCENT
176,174

TOTAL PERCENT

	01
(CONTINUED FROM PREVIOUS PAGE)	
0174 MONEE PCT 003	531
0175 MONEE PCT 004	583
0176 MONEE PCT 005	516
0177 MONEE PCT 006	374
0178 MONEE PCT 007	557
0179 MONEE PCT 008	516
0180 NEW LENOX PCT 001	514
0181 NEW LENOX PCT 002	577
0182 NEW LENOX PCT 003	579
0183 NEW LENOX PCT 004	524
0184 NEW LENOX PCT 005	625
0185 NEW LENOX PCT 006	652
0186 NEW LENOX PCT 007	770
0187 NEW LENOX PCT 008	627
0188 NEW LENOX PCT 009	759
0189 NEW LENOX PCT 010	505
0190 NEW LENOX PCT 011	713
0191 NEW LENOX PCT 012	600
0192 NEW LENOX PCT 013	644
0193 NEW LENOX PCT 014	963
0194 NEW LENOX PCT 015	598
0195 NEW LENOX PCT 016	572
0196 NEW LENOX PCT 017	615
0197 NEW LENOX PCT 018	603
0198 NEW LENOX PCT 019	727
0199 NEW LENOX PCT 020	999
0200 PEOTONE PCT 001	791
0201 PEOTONE PCT 002	740
0202 PLAINFIELD PCT 001	644
0203 PLAINFIELD PCT 002	637
0204 PLAINFIELD PCT 003	567
0205 PLAINFIELD PCT 004	363
0206 PLAINFIELD PCT 005	642
0207 PLAINFIELD PCT 006	660
0208 PLAINFIELD PCT 007	700
0209 PLAINFIELD PCT 008	602
0210 PLAINFIELD PCT 009	642
0211 PLAINFIELD PCT 010	485
0212 PLAINFIELD PCT 011	258
0213 PLAINFIELD PCT 012	640
0214 PLAINFIELD PCT 013	819
0215 PLAINFIELD PCT 014	610
0216 PLAINFIELD PCT 015	612
0217 PLAINFIELD PCT 016	608
0218 PLAINFIELD PCT 017	635
0219 PLAINFIELD PCT 018	639
0220 PLAINFIELD PCT 019	608
0221 PLAINFIELD PCT 020	672
0222 PLAINFIELD PCT 021	451
0223 PLAINFIELD PCT 022	825
0224 PLAINFIELD PCT 023	535
0225 PLAINFIELD PCT 024	523
0226 PLAINFIELD PCT 025	675
0227 PLAINFIELD PCT 026	501
0228 PLAINFIELD PCT 027	664
0229 PLAINFIELD PCT 028	672
0230 PLAINFIELD PCT 029	560
0231 PLAINFIELD PCT 030	641

(ELECTION DAY)

WILL COUNTY, ILLINOIS
GENERAL ELECTION
NOVEMBER 6, 2018

Election Day

TOTAL PERCENT
176,174

TOTAL PERCENT

01 = BALLOTS CAST - TOTAL

(CONTINUED FROM PREVIOUS PAGE)

01

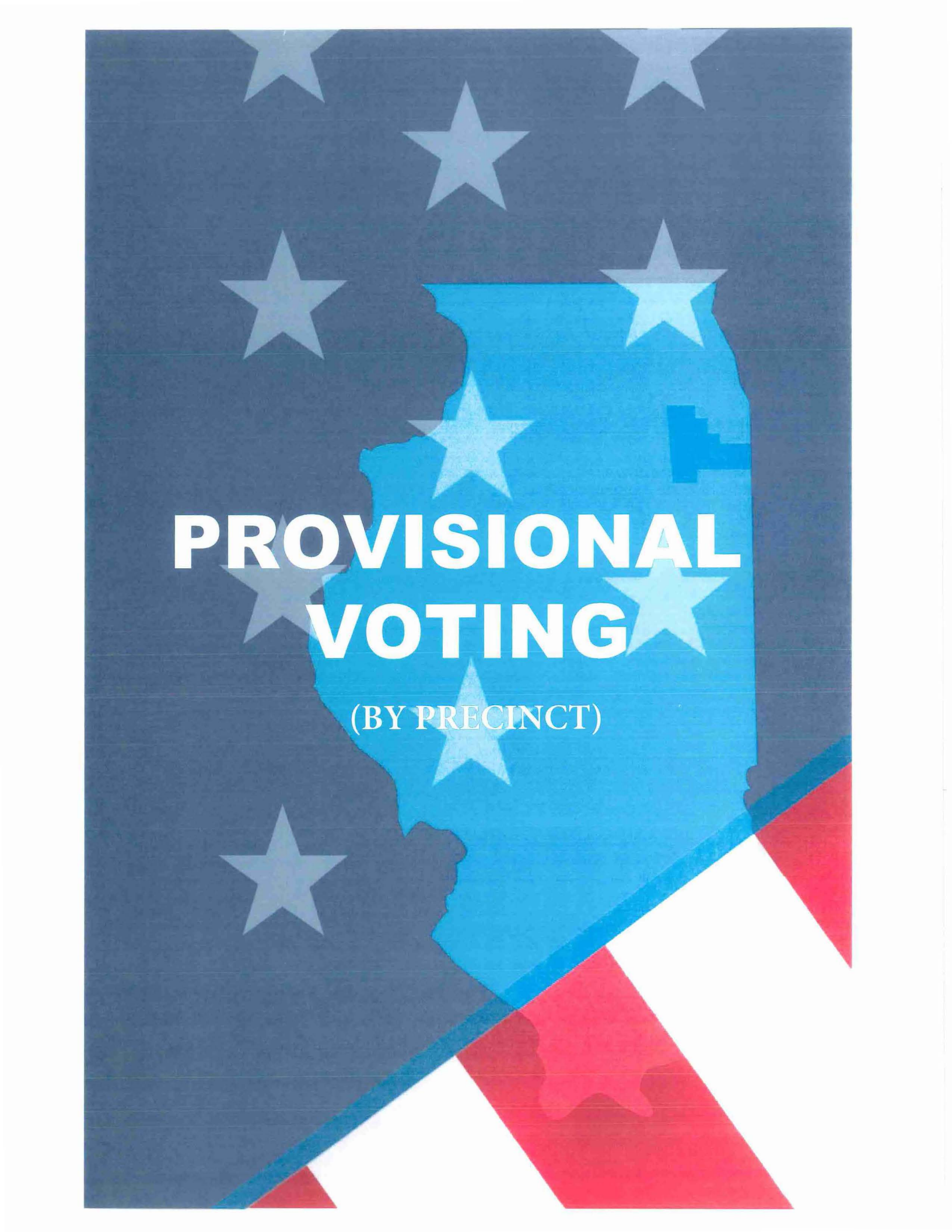
0232 PLAINFIELD PCT 031	578
0233 PLAINFIELD PCT 032	548
0234 PLAINFIELD PCT 033	574
0235 PLAINFIELD PCT 034	454
0236 PLAINFIELD PCT 035	600
0237 REED PCT 001	597
0238 REED PCT 002	607
0239 REED PCT 003	636
0240 TROY PCT 001	802
0241 TROY PCT 002	618
0242 TROY PCT 003	575
0243 TROY PCT 004	561
0244 TROY PCT 005	411
0245 TROY PCT 006	356
0246 TROY PCT 007	833
0247 TROY PCT 008	829
0248 TROY PCT 009	546
0249 TROY PCT 010	617
0250 TROY PCT 011	658
0251 TROY PCT 012	588
0252 TROY PCT 013	791
0253 TROY PCT 014	588
0254 TROY PCT 015	647
0255 TROY PCT 016	480
0256 TROY PCT 017	649
0257 TROY PCT 018	471
0258 TROY PCT 019	522
0259 TROY PCT 020	721
0260 TROY PCT 021	632
0261 TROY PCT 022	352
0262 WASHINGTON PCT 001	623
0263 WASHINGTON PCT 002	731
0264 WASHINGTON PCT 003	600
0265 WESLEY PCT 001	732
0266 WHEATLAND PCT 001	843
0267 WHEATLAND PCT 002	637
0268 WHEATLAND PCT 003	628
0269 WHEATLAND PCT 004	701
0270 WHEATLAND PCT 005	675
0271 WHEATLAND PCT 006	568
0272 WHEATLAND PCT 007	557
0273 WHEATLAND PCT 008	616
0274 WHEATLAND PCT 009	668
0275 WHEATLAND PCT 010	548
0276 WHEATLAND PCT 011	720
0277 WHEATLAND PCT 012	536
0278 WHEATLAND PCT 013	427
0279 WHEATLAND PCT 014	647
0280 WHEATLAND PCT 015	528
0281 WHEATLAND PCT 016	585
0282 WHEATLAND PCT 017	575
0283 WHEATLAND PCT 018	553
0284 WHEATLAND PCT 019	509
0285 WHEATLAND PCT 020	524
0286 WHEATLAND PCT 021	509
0287 WHEATLAND PCT 022	656
0288 WHEATLAND PCT 023	685
0289 WHEATLAND PCT 024	515

(ELECTION DAY)

WILL COUNTY, ILLINOIS
GENERAL ELECTION
NOVEMBER 6, 2018

Election Day

	TOTAL	PERCENT	TOTAL	PERCENT
01 = BALLOTS CAST - TOTAL	176,174			
(CONTINUED FROM PREVIOUS PAGE)	01			
0290 WHEATLAND PCT 025	692			
0291 WHEATLAND PCT 026	773			
0292 WHEATLAND PCT 027	741			
0293 WHEATLAND PCT 028	720			
0294 WHEATLAND PCT 029	723			
0295 WHEATLAND PCT 030	693			
0296 WHEATLAND PCT 031	473			
0297 WHEATLAND PCT 032	631			
0298 WHEATLAND PCT 033	650			
0299 WHEATLAND PCT 034	874			
0300 WILL PCT 001	577			
0301 WILMINGTON PCT 001	608			
0302 WILMINGTON PCT 002	560			
0303 WILMINGTON PCT 003	701			
0304 WILTON PCT 001	390			

A stylized graphic of the state of Ohio. The state's outline is filled with a light blue color and contains several white five-pointed stars. The background is a dark blue field with a pattern of white stars. In the bottom right corner, there are diagonal stripes in red, white, and blue, reminiscent of the American flag.

PROVISIONAL VOTING

(BY PRECINCT)

(PROVISIONAL)

WILL COUNTY, ILLINOIS
GENERAL ELECTION
NOVEMBER 6, 2018

Provisional Voting

	TOTAL	PERCENT	TOTAL	PERCENT
01 = BALLOTS CAST - TOTAL	385			
	- - -			
	01			
	- - -			
0001 CHANNAHON PCT 001	0			
0002 CHANNAHON PCT 002	1			
0003 CHANNAHON PCT 003	0			
0004 CHANNAHON PCT 004	1			
0005 CHANNAHON PCT 005	0			
0006 CRETE PCT 001	5			
0007 CRETE PCT 002	1			
0008 CRETE PCT 003	0			
0009 CRETE PCT 004	4			
0010 CRETE PCT 005	8			
0011 CRETE PCT 006	2			
0012 CRETE PCT 007	1			
0013 CRETE PCT 008	0			
0014 CRETE PCT 009	2			
0015 CRETE PCT 010	1			
0016 CRETE PCT 011	0			
0017 CRETE PCT 012	0			
0018 CUSTER PCT 001	0			
0019 DU PAGE PCT 001	0			
0020 DU PAGE PCT 002	2			
0021 DU PAGE PCT 003	2			
0022 DU PAGE PCT 004	0			
0023 DU PAGE PCT 005	0			
0024 DU PAGE PCT 006	2			
0025 DU PAGE PCT 007	1			
0026 DU PAGE PCT 008	3			
0027 DU PAGE PCT 009	1			
0028 DU PAGE PCT 010	4			
0029 DU PAGE PCT 011	0			
0030 DU PAGE PCT 012	0			
0031 DU PAGE PCT 013	2			
0032 DU PAGE PCT 014	0			
0033 DU PAGE PCT 015	2			
0034 DU PAGE PCT 016	2			
0035 DU PAGE PCT 017	6			
0036 DU PAGE PCT 018	4			
0037 DU PAGE PCT 019	3			
0038 DU PAGE PCT 020	2			
0039 DU PAGE PCT 021	3			
0040 DU PAGE PCT 022	1			
0041 DU PAGE PCT 023	2			
0042 DU PAGE PCT 024	3			
0043 DU PAGE PCT 025	2			
0044 DU PAGE PCT 026	1			
0045 DU PAGE PCT 027	0			
0046 DU PAGE PCT 028	0			
0047 DU PAGE PCT 029	1			
0048 DU PAGE PCT 030	0			
0049 DU PAGE PCT 031	0			
0050 DU PAGE PCT 032	1			
0051 DU PAGE PCT 033	0			
0052 DU PAGE PCT 034	0			
0053 DU PAGE PCT 035	4			
0054 DU PAGE PCT 036	3			
0055 DU PAGE PCT 037	0			
0056 FLORENCE PCT 001	0			
0057 FRANKFORT PCT 001	2			

(PROVISIONAL)

WILL COUNTY, ILLINOIS
GENERAL ELECTION
NOVEMBER 6, 2018

Provisional Voting

	TOTAL	PERCENT	TOTAL	PERCENT
01 = BALLOTS CAST - TOTAL	385			
(CONTINUED FROM PREVIOUS PAGE)	01			
0058 FRANKFORT PCT 002	1			
0059 FRANKFORT PCT 003	2			
0060 FRANKFORT PCT 004	0			
0061 FRANKFORT PCT 005	1			
0062 FRANKFORT PCT 006	1			
0063 FRANKFORT PCT 007	0			
0064 FRANKFORT PCT 008	0			
0065 FRANKFORT PCT 009	1			
0066 FRANKFORT PCT 010	2			
0067 FRANKFORT PCT 011	1			
0068 FRANKFORT PCT 012	0			
0069 FRANKFORT PCT 013	0			
0070 FRANKFORT PCT 014	3			
0071 FRANKFORT PCT 015	3			
0072 FRANKFORT PCT 016	3			
0073 FRANKFORT PCT 017	1			
0074 FRANKFORT PCT 018	1			
0075 FRANKFORT PCT 019	4			
0076 FRANKFORT PCT 020	2			
0077 FRANKFORT PCT 021	1			
0078 FRANKFORT PCT 022	3			
0079 FRANKFORT PCT 023	0			
0080 FRANKFORT PCT 024	1			
0081 FRANKFORT PCT 025	1			
0082 FRANKFORT PCT 026	1			
0083 FRANKFORT PCT 027	1			
0084 FRANKFORT PCT 028	1			
0085 GREEN GARDEN PCT 001	2			
0086 GREEN GARDEN PCT 002	1			
0087 HOMER PCT 001	0			
0088 HOMER PCT 002	0			
0089 HOMER PCT 003	3			
0090 HOMER PCT 004	0			
0091 HOMER PCT 005	0			
0092 HOMER PCT 006	0			
0093 HOMER PCT 007	0			
0094 HOMER PCT 008	2			
0095 HOMER PCT 009	4			
0096 HOMER PCT 010	0			
0097 HOMER PCT 011	0			
0098 HOMER PCT 012	0			
0099 HOMER PCT 013	1			
0100 HOMER PCT 014	0			
0101 HOMER PCT 015	0			
0102 HOMER PCT 016	0			
0103 HOMER PCT 017	1			
0104 HOMER PCT 018	5			
0105 JACKSON PCT 001	1			
0106 JACKSON PCT 002	2			
0107 JOLIET PCT 001	1			
0108 JOLIET PCT 002	0			
0109 JOLIET PCT 003	2			
0110 JOLIET PCT 004	1			
0111 JOLIET PCT 005	0			
0112 JOLIET PCT 006	2			
0113 JOLIET PCT 007	1			
0114 JOLIET PCT 008	1			
0115 JOLIET PCT 009	0			

(PROVISIONAL)

WILL COUNTY, ILLINOIS
GENERAL ELECTION
NOVEMBER 6, 2018

Provisional Voting

TOTAL PERCENT
385

TOTAL PERCENT

01 = BALLOTS CAST - TOTAL

	01
(CONTINUED FROM PREVIOUS PAGE)	01
0116 JOLIET PCT 010	1
0117 JOLIET PCT 011	0
0118 JOLIET PCT 012	0
0119 JOLIET PCT 013	1
0120 JOLIET PCT 014	2
0121 JOLIET PCT 015	0
0122 JOLIET PCT 016	1
0123 JOLIET PCT 017	0
0124 JOLIET PCT 018	0
0125 JOLIET PCT 019	1
0126 JOLIET PCT 020	0
0127 JOLIET PCT 021	0
0128 JOLIET PCT 022	0
0129 JOLIET PCT 023	0
0130 JOLIET PCT 024	4
0131 JOLIET PCT 025	1
0132 JOLIET PCT 026	2
0133 JOLIET PCT 027	0
0134 JOLIET PCT 028	0
0135 JOLIET PCT 029	0
0136 JOLIET PCT 030	0
0137 JOLIET PCT 031	0
0138 JOLIET PCT 032	1
0139 JOLIET PCT 033	0
0140 JOLIET PCT 034	0
0141 JOLIET PCT 035	0
0142 JOLIET PCT 036	0
0143 JOLIET PCT 037	0
0144 LOCKPORT PCT 001	0
0145 LOCKPORT PCT 002	4
0146 LOCKPORT PCT 003	0
0147 LOCKPORT PCT 004	0
0148 LOCKPORT PCT 005	1
0149 LOCKPORT PCT 006	5
0150 LOCKPORT PCT 007	1
0151 LOCKPORT PCT 008	1
0152 LOCKPORT PCT 009	4
0153 LOCKPORT PCT 010	3
0154 LOCKPORT PCT 011	2
0155 LOCKPORT PCT 012	0
0156 LOCKPORT PCT 013	2
0157 LOCKPORT PCT 014	0
0158 LOCKPORT PCT 015	1
0159 LOCKPORT PCT 016	2
0160 LOCKPORT PCT 017	1
0161 LOCKPORT PCT 018	2
0162 LOCKPORT PCT 019	1
0163 LOCKPORT PCT 020	0
0164 LOCKPORT PCT 021	0
0165 LOCKPORT PCT 022	1
0166 LOCKPORT PCT 023	2
0167 LOCKPORT PCT 024	2
0168 MANHATTAN PCT 001	1
0169 MANHATTAN PCT 002	0
0170 MANHATTAN PCT 003	6
0171 MANHATTAN PCT 004	0
0172 MONEE PCT 001	7
0173 MONEE PCT 002	3

(PROVISIONAL)

WILL COUNTY, ILLINOIS
GENERAL ELECTION
NOVEMBER 6, 2018

Provisional Voting

	TOTAL	PERCENT	TOTAL	PERCENT
01 = BALLOTS CAST - TOTAL	385			
(CONTINUED FROM PREVIOUS PAGE)	01			
0174 MONEE PCT 003	1			
0175 MONEE PCT 004	0			
0176 MONEE PCT 005	3			
0177 MONEE PCT 006	3			
0178 MONEE PCT 007	0			
0179 MONEE PCT 008	2			
0180 NEW LENOX PCT 001	2			
0181 NEW LENOX PCT 002	2			
0182 NEW LENOX PCT 003	0			
0183 NEW LENOX PCT 004	0			
0184 NEW LENOX PCT 005	0			
0185 NEW LENOX PCT 006	2			
0186 NEW LENOX PCT 007	1			
0187 NEW LENOX PCT 008	0			
0188 NEW LENOX PCT 009	1			
0189 NEW LENOX PCT 010	0			
0190 NEW LENOX PCT 011	1			
0191 NEW LENOX PCT 012	0			
0192 NEW LENOX PCT 013	0			
0193 NEW LENOX PCT 014	0			
0194 NEW LENOX PCT 015	1			
0195 NEW LENOX PCT 016	0			
0196 NEW LENOX PCT 017	0			
0197 NEW LENOX PCT 018	0			
0198 NEW LENOX PCT 019	0			
0199 NEW LENOX PCT 020	3			
0200 PEOTONE PCT 001	0			
0201 PEOTONE PCT 002	1			
0202 PLAINFIELD PCT 001	4			
0203 PLAINFIELD PCT 002	4			
0204 PLAINFIELD PCT 003	2			
0205 PLAINFIELD PCT 004	1			
0206 PLAINFIELD PCT 005	3			
0207 PLAINFIELD PCT 006	1			
0208 PLAINFIELD PCT 007	10			
0209 PLAINFIELD PCT 008	7			
0210 PLAINFIELD PCT 009	2			
0211 PLAINFIELD PCT 010	1			
0212 PLAINFIELD PCT 011	0			
0213 PLAINFIELD PCT 012	0			
0214 PLAINFIELD PCT 013	1			
0215 PLAINFIELD PCT 014	1			
0216 PLAINFIELD PCT 015	1			
0217 PLAINFIELD PCT 016	0			
0218 PLAINFIELD PCT 017	0			
0219 PLAINFIELD PCT 018	0			
0220 PLAINFIELD PCT 019	0			
0221 PLAINFIELD PCT 020	2			
0222 PLAINFIELD PCT 021	1			
0223 PLAINFIELD PCT 022	2			
0224 PLAINFIELD PCT 023	4			
0225 PLAINFIELD PCT 024	1			
0226 PLAINFIELD PCT 025	0			
0227 PLAINFIELD PCT 026	1			
0228 PLAINFIELD PCT 027	0			
0229 PLAINFIELD PCT 028	3			
0230 PLAINFIELD PCT 029	0			
0231 PLAINFIELD PCT 030	0			

(PROVISIONAL)

WILL COUNTY, ILLINOIS
GENERAL ELECTION
NOVEMBER 6, 2018

Provisional Voting

TOTAL PERCENT
385

TOTAL PERCENT

01 = BALLOTS CAST - TOTAL

(CONTINUED FROM PREVIOUS PAGE)

- - -
01
- - -

0232 PLAINFIELD PCT 031	1
0233 PLAINFIELD PCT 032	0
0234 PLAINFIELD PCT 033	3
0235 PLAINFIELD PCT 034	1
0236 PLAINFIELD PCT 035	0
0237 REED PCT 001	0
0238 REED PCT 002	0
0239 REED PCT 003	0
0240 TROY PCT 001	5
0241 TROY PCT 002	2
0242 TROY PCT 003	2
0243 TROY PCT 004	0
0244 TROY PCT 005	1
0245 TROY PCT 006	0
0246 TROY PCT 007	4
0247 TROY PCT 008	2
0248 TROY PCT 009	1
0249 TROY PCT 010	0
0250 TROY PCT 011	0
0251 TROY PCT 012	1
0252 TROY PCT 013	7
0253 TROY PCT 014	0
0254 TROY PCT 015	0
0255 TROY PCT 016	4
0256 TROY PCT 017	0
0257 TROY PCT 018	0
0258 TROY PCT 019	0
0259 TROY PCT 020	1
0260 TROY PCT 021	1
0261 TROY PCT 022	0
0262 WASHINGTON PCT 001	0
0263 WASHINGTON PCT 002	0
0264 WASHINGTON PCT 003	0
0265 WESLEY PCT 001	0
0266 WHEATLAND PCT 001	3
0267 WHEATLAND PCT 002	0
0268 WHEATLAND PCT 003	6
0269 WHEATLAND PCT 004	0
0270 WHEATLAND PCT 005	1
0271 WHEATLAND PCT 006	0
0272 WHEATLAND PCT 007	1
0273 WHEATLAND PCT 008	1
0274 WHEATLAND PCT 009	2
0275 WHEATLAND PCT 010	0
0276 WHEATLAND PCT 011	2
0277 WHEATLAND PCT 012	7
0278 WHEATLAND PCT 013	4
0279 WHEATLAND PCT 014	1
0280 WHEATLAND PCT 015	3
0281 WHEATLAND PCT 016	1
0282 WHEATLAND PCT 017	0
0283 WHEATLAND PCT 018	0
0284 WHEATLAND PCT 019	2
0285 WHEATLAND PCT 020	0
0286 WHEATLAND PCT 021	0
0287 WHEATLAND PCT 022	2
0288 WHEATLAND PCT 023	2
0289 WHEATLAND PCT 024	2

(PROVISIONAL)

WILL COUNTY, ILLINOIS
GENERAL ELECTION
NOVEMBER 6, 2018

Provisional Voting

	TOTAL	PERCENT	TOTAL	PERCENT
01 = BALLOTS CAST - TOTAL		385		
(CONTINUED FROM PREVIOUS PAGE)	01			
0290 WHEATLAND PCT 025	0			
0291 WHEATLAND PCT 026	0			
0292 WHEATLAND PCT 027	4			
0293 WHEATLAND PCT 028	0			
0294 WHEATLAND PCT 029	0			
0295 WHEATLAND PCT 030	3			
0296 WHEATLAND PCT 031	2			
0297 WHEATLAND PCT 032	3			
0298 WHEATLAND PCT 033	2			
0299 WHEATLAND PCT 034	1			
0300 WILL PCT 001	1			
0301 WILMINGTON PCT 001	2			
0302 WILMINGTON PCT 002	0			
0303 WILMINGTON PCT 003	0			
0304 WILTON PCT 001	0			



POSTMARKED VOTE BY MAIL

(BY PRECINCT)

(POSTMARK VBM)

WILL COUNTY, ILLINOIS
GENERAL ELECTION
NOVEMBER 6, 2018

Postmarked Vote by Mail

	TOTAL	PERCENT	TOTAL	PERCENT
01 = BALLOTS CAST - TOTAL	4,187			
	- - -			
	01			
	- - -			
0001 CHANNAHON PCT 001	6			
0002 CHANNAHON PCT 002	15			
0003 CHANNAHON PCT 003	12			
0004 CHANNAHON PCT 004	6			
0005 CHANNAHON PCT 005	7			
0006 CRETE PCT 001	8			
0007 CRETE PCT 002	5			
0008 CRETE PCT 003	4			
0009 CRETE PCT 004	8			
0010 CRETE PCT 005	17			
0011 CRETE PCT 006	13			
0012 CRETE PCT 007	13			
0013 CRETE PCT 008	7			
0014 CRETE PCT 009	12			
0015 CRETE PCT 010	7			
0016 CRETE PCT 011	7			
0017 CRETE PCT 012	6			
0018 CUSTER PCT 001	4			
0019 DU PAGE PCT 001	15			
0020 DU PAGE PCT 002	20			
0021 DU PAGE PCT 003	25			
0022 DU PAGE PCT 004	22			
0023 DU PAGE PCT 005	17			
0024 DU PAGE PCT 006	10			
0025 DU PAGE PCT 007	27			
0026 DU PAGE PCT 008	8			
0027 DU PAGE PCT 009	16			
0028 DU PAGE PCT 010	11			
0029 DU PAGE PCT 011	20			
0030 DU PAGE PCT 012	14			
0031 DU PAGE PCT 013	13			
0032 DU PAGE PCT 014	10			
0033 DU PAGE PCT 015	27			
0034 DU PAGE PCT 016	12			
0035 DU PAGE PCT 017	11			
0036 DU PAGE PCT 018	11			
0037 DU PAGE PCT 019	9			
0038 DU PAGE PCT 020	6			
0039 DU PAGE PCT 021	14			
0040 DU PAGE PCT 022	6			
0041 DU PAGE PCT 023	22			
0042 DU PAGE PCT 024	10			
0043 DU PAGE PCT 025	12			
0044 DU PAGE PCT 026	6			
0045 DU PAGE PCT 027	14			
0046 DU PAGE PCT 028	13			
0047 DU PAGE PCT 029	19			
0048 DU PAGE PCT 030	9			
0049 DU PAGE PCT 031	6			
0050 DU PAGE PCT 032	11			
0051 DU PAGE PCT 033	12			
0052 DU PAGE PCT 034	16			
0053 DU PAGE PCT 035	6			
0054 DU PAGE PCT 036	11			
0055 DU PAGE PCT 037	5			
0056 FLORENCE PCT 001	5			
0057 FRANKFORT PCT 001	15			

(POSTMARK VBM)

WILL COUNTY, ILLINOIS
GENERAL ELECTION
NOVEMBER 6, 2018

Postmarked Vote by Mail

TOTAL PERCENT
4,187

TOTAL PERCENT

01 = BALLOTS CAST - TOTAL

	01
(CONTINUED FROM PREVIOUS PAGE)	
0058 FRANKFORT PCT 002	12
0059 FRANKFORT PCT 003	25
0060 FRANKFORT PCT 004	7
0061 FRANKFORT PCT 005	23
0062 FRANKFORT PCT 006	13
0063 FRANKFORT PCT 007	14
0064 FRANKFORT PCT 008	17
0065 FRANKFORT PCT 009	14
0066 FRANKFORT PCT 010	15
0067 FRANKFORT PCT 011	27
0068 FRANKFORT PCT 012	9
0069 FRANKFORT PCT 013	15
0070 FRANKFORT PCT 014	13
0071 FRANKFORT PCT 015	8
0072 FRANKFORT PCT 016	11
0073 FRANKFORT PCT 017	30
0074 FRANKFORT PCT 018	13
0075 FRANKFORT PCT 019	13
0076 FRANKFORT PCT 020	12
0077 FRANKFORT PCT 021	12
0078 FRANKFORT PCT 022	16
0079 FRANKFORT PCT 023	16
0080 FRANKFORT PCT 024	15
0081 FRANKFORT PCT 025	7
0082 FRANKFORT PCT 026	10
0083 FRANKFORT PCT 027	12
0084 FRANKFORT PCT 028	15
0085 GREEN GARDEN PCT 001	10
0086 GREEN GARDEN PCT 002	22
0087 HOMER PCT 001	16
0088 HOMER PCT 002	10
0089 HOMER PCT 003	10
0090 HOMER PCT 004	16
0091 HOMER PCT 005	13
0092 HOMER PCT 006	10
0093 HOMER PCT 007	11
0094 HOMER PCT 008	23
0095 HOMER PCT 009	6
0096 HOMER PCT 010	13
0097 HOMER PCT 011	17
0098 HOMER PCT 012	10
0099 HOMER PCT 013	12
0100 HOMER PCT 014	9
0101 HOMER PCT 015	23
0102 HOMER PCT 016	17
0103 HOMER PCT 017	17
0104 HOMER PCT 018	5
0105 JACKSON PCT 001	11
0106 JACKSON PCT 002	9
0107 JOLIET PCT 001	12
0108 JOLIET PCT 002	10
0109 JOLIET PCT 003	3
0110 JOLIET PCT 004	8
0111 JOLIET PCT 005	4
0112 JOLIET PCT 006	3
0113 JOLIET PCT 007	5
0114 JOLIET PCT 008	10
0115 JOLIET PCT 009	9

(POSTMARK VBM)

WILL COUNTY, ILLINOIS
GENERAL ELECTION
NOVEMBER 6, 2018

Postmarked Vote by Mail

TOTAL PERCENT
4,187

TOTAL PERCENT

01 = BALLOTS CAST - TOTAL

- - -
01
- - -

(CONTINUED FROM PREVIOUS PAGE)

0116 JOLIET PCT 010	4
0117 JOLIET PCT 011	6
0118 JOLIET PCT 012	7
0119 JOLIET PCT 013	6
0120 JOLIET PCT 014	9
0121 JOLIET PCT 015	7
0122 JOLIET PCT 016	7
0123 JOLIET PCT 017	8
0124 JOLIET PCT 018	17
0125 JOLIET PCT 019	12
0126 JOLIET PCT 020	11
0127 JOLIET PCT 021	4
0128 JOLIET PCT 022	13
0129 JOLIET PCT 023	11
0130 JOLIET PCT 024	8
0131 JOLIET PCT 025	9
0132 JOLIET PCT 026	3
0133 JOLIET PCT 027	4
0134 JOLIET PCT 028	16
0135 JOLIET PCT 029	9
0136 JOLIET PCT 030	5
0137 JOLIET PCT 031	8
0138 JOLIET PCT 032	6
0139 JOLIET PCT 033	6
0140 JOLIET PCT 034	6
0141 JOLIET PCT 035	6
0142 JOLIET PCT 036	11
0143 JOLIET PCT 037	4
0144 LOCKPORT PCT 001	20
0145 LOCKPORT PCT 002	22
0146 LOCKPORT PCT 003	5
0147 LOCKPORT PCT 004	11
0148 LOCKPORT PCT 005	12
0149 LOCKPORT PCT 006	16
0150 LOCKPORT PCT 007	5
0151 LOCKPORT PCT 008	11
0152 LOCKPORT PCT 009	29
0153 LOCKPORT PCT 010	17
0154 LOCKPORT PCT 011	19
0155 LOCKPORT PCT 012	15
0156 LOCKPORT PCT 013	4
0157 LOCKPORT PCT 014	9
0158 LOCKPORT PCT 015	10
0159 LOCKPORT PCT 016	14
0160 LOCKPORT PCT 017	12
0161 LOCKPORT PCT 018	21
0162 LOCKPORT PCT 019	5
0163 LOCKPORT PCT 020	17
0164 LOCKPORT PCT 021	13
0165 LOCKPORT PCT 022	8
0166 LOCKPORT PCT 023	5
0167 LOCKPORT PCT 024	10
0168 MANHATTAN PCT 001	13
0169 MANHATTAN PCT 002	17
0170 MANHATTAN PCT 003	10
0171 MANHATTAN PCT 004	16
0172 MONEE PCT 001	12
0173 MONEE PCT 002	12

(POSTMARK VBM)

WILL COUNTY, ILLINOIS
GENERAL ELECTION
NOVEMBER 6, 2018

Postmarked Vote by Mail

TOTAL PERCENT
4,187

TOTAL PERCENT

01 = BALLOTS CAST - TOTAL

- - -
01
- - -

(CONTINUED FROM PREVIOUS PAGE)

0174 MONEE PCT 003	16
0175 MONEE PCT 004	9
0176 MONEE PCT 005	7
0177 MONEE PCT 006	5
0178 MONEE PCT 007	3
0179 MONEE PCT 008	10
0180 NEW LENOX PCT 001	14
0181 NEW LENOX PCT 002	23
0182 NEW LENOX PCT 003	12
0183 NEW LENOX PCT 004	8
0184 NEW LENOX PCT 005	10
0185 NEW LENOX PCT 006	12
0186 NEW LENOX PCT 007	25
0187 NEW LENOX PCT 008	19
0188 NEW LENOX PCT 009	5
0189 NEW LENOX PCT 010	9
0190 NEW LENOX PCT 011	11
0191 NEW LENOX PCT 012	8
0192 NEW LENOX PCT 013	10
0193 NEW LENOX PCT 014	15
0194 NEW LENOX PCT 015	21
0195 NEW LENOX PCT 016	13
0196 NEW LENOX PCT 017	20
0197 NEW LENOX PCT 018	13
0198 NEW LENOX PCT 019	19
0199 NEW LENOX PCT 020	29
0200 PEOTONE PCT 001	15
0201 PEOTONE PCT 002	12
0202 PLAINFIELD PCT 001	30
0203 PLAINFIELD PCT 002	26
0204 PLAINFIELD PCT 003	4
0205 PLAINFIELD PCT 004	6
0206 PLAINFIELD PCT 005	12
0207 PLAINFIELD PCT 006	11
0208 PLAINFIELD PCT 007	28
0209 PLAINFIELD PCT 008	15
0210 PLAINFIELD PCT 009	25
0211 PLAINFIELD PCT 010	23
0212 PLAINFIELD PCT 011	5
0213 PLAINFIELD PCT 012	11
0214 PLAINFIELD PCT 013	19
0215 PLAINFIELD PCT 014	20
0216 PLAINFIELD PCT 015	14
0217 PLAINFIELD PCT 016	17
0218 PLAINFIELD PCT 017	11
0219 PLAINFIELD PCT 018	10
0220 PLAINFIELD PCT 019	10
0221 PLAINFIELD PCT 020	21
0222 PLAINFIELD PCT 021	13
0223 PLAINFIELD PCT 022	22
0224 PLAINFIELD PCT 023	12
0225 PLAINFIELD PCT 024	13
0226 PLAINFIELD PCT 025	8
0227 PLAINFIELD PCT 026	12
0228 PLAINFIELD PCT 027	12
0229 PLAINFIELD PCT 028	5
0230 PLAINFIELD PCT 029	12
0231 PLAINFIELD PCT 030	15

(POSTMARK VBM)

WILL COUNTY, ILLINOIS
GENERAL ELECTION
NOVEMBER 6, 2018

Postmarked Vote by Mail

TOTAL PERCENT
4,187

TOTAL PERCENT

01 = BALLOTS CAST - TOTAL

(CONTINUED FROM PREVIOUS PAGE)

	01
0232 PLAINFIELD PCT 031	11
0233 PLAINFIELD PCT 032	12
0234 PLAINFIELD PCT 033	7
0235 PLAINFIELD PCT 034	7
0236 PLAINFIELD PCT 035	15
0237 REED PCT 001	10
0238 REED PCT 002	9
0239 REED PCT 003	6
0240 TROY PCT 001	10
0241 TROY PCT 002	8
0242 TROY PCT 003	5
0243 TROY PCT 004	13
0244 TROY PCT 005	8
0245 TROY PCT 006	9
0246 TROY PCT 007	26
0247 TROY PCT 008	20
0248 TROY PCT 009	6
0249 TROY PCT 010	8
0250 TROY PCT 011	19
0251 TROY PCT 012	14
0252 TROY PCT 013	18
0253 TROY PCT 014	23
0254 TROY PCT 015	17
0255 TROY PCT 016	12
0256 TROY PCT 017	19
0257 TROY PCT 018	14
0258 TROY PCT 019	11
0259 TROY PCT 020	22
0260 TROY PCT 021	15
0261 TROY PCT 022	8
0262 WASHINGTON PCT 001	4
0263 WASHINGTON PCT 002	6
0264 WASHINGTON PCT 003	11
0265 WESLEY PCT 001	18
0266 WHEATLAND PCT 001	25
0267 WHEATLAND PCT 002	25
0268 WHEATLAND PCT 003	25
0269 WHEATLAND PCT 004	34
0270 WHEATLAND PCT 005	23
0271 WHEATLAND PCT 006	18
0272 WHEATLAND PCT 007	25
0273 WHEATLAND PCT 008	31
0274 WHEATLAND PCT 009	23
0275 WHEATLAND PCT 010	24
0276 WHEATLAND PCT 011	42
0277 WHEATLAND PCT 012	33
0278 WHEATLAND PCT 013	22
0279 WHEATLAND PCT 014	26
0280 WHEATLAND PCT 015	45
0281 WHEATLAND PCT 016	29
0282 WHEATLAND PCT 017	24
0283 WHEATLAND PCT 018	21
0284 WHEATLAND PCT 019	27
0285 WHEATLAND PCT 020	22
0286 WHEATLAND PCT 021	21
0287 WHEATLAND PCT 022	27
0288 WHEATLAND PCT 023	24
0289 WHEATLAND PCT 024	24

(POSTMARK VBM)

WILL COUNTY, ILLINOIS
GENERAL ELECTION
NOVEMBER 6, 2018

Postmarked Vote by Mail

	TOTAL	PERCENT	TOTAL	PERCENT
01 = BALLOTS CAST - TOTAL		4,187		
(CONTINUED FROM PREVIOUS PAGE)	01			
0290 WHEATLAND PCT 025	16			
0291 WHEATLAND PCT 026	39			
0292 WHEATLAND PCT 027	23			
0293 WHEATLAND PCT 028	26			
0294 WHEATLAND PCT 029	26			
0295 WHEATLAND PCT 030	17			
0296 WHEATLAND PCT 031	17			
0297 WHEATLAND PCT 032	20			
0298 WHEATLAND PCT 033	27			
0299 WHEATLAND PCT 034	32			
0300 WILL PCT 001	10			
0301 WILMINGTON PCT 001	4			
0302 WILMINGTON PCT 002	6			
0303 WILMINGTON PCT 003	5			
0304 WILTON PCT 001	9			
