

**REPUBLICAN
CANVASS**

**WILL COUNTY
GENERAL PRIMARY
ELECTION
MARCH 20, 2018
JOLIET, ILLINOIS**

ELECTION SUMMARY
(Including City of Aurora Results)

PRECINCT COMMITTEEMEN
MISCELLANEOUS REFERENDA



Nancy Schultz Voots

W I L L C O U N T Y C L E R K

Will County Clerk's Office • 302 N. Chicago Street • Joliet, Illinois 60432
815 • 740 • 4615 • Fax: 815 • 740 • 4699
Website: www.thewillcountyclerk.com • E-mail: coclrk@willcountyillinois.com

CERTIFICATE OF CANVASS RESULTS

State of Illinois }
County of Will } SS

I, Nancy Schultz Voots, do hereby certify that on April 10, 2018, I canvassed the returns of the General Primary Election held on March 20, 2018 for the County of Will and the foregoing true and complete Abstract of Votes was prepared in my presence in the office of the County Clerk in Will County, this 10th day of April, 2018.

Nancy Schultz Voots, County Clerk
The County of Will, Illinois

Table of Contents

Section 1: Election Summary

Section 2: State of Illinois Summary

Section 3: Congressional Summary
(District 1, 2, 3, 11, 14, 16)

Section 4: Legislative Summary
(District 15, 17, 21, 38, 41, 42)

Section 5: Representative Summary
(District 29, 34, 37, 38, 41, 75, 79, 80, 81, 82, 84, 85, 86, 97, 98)

Section 6: County Offices Summary
(County Clerk, County Treasurer, County Sheriff)

Section 7: Education Service Region Summary
(Will, DuPage, Grundy/Kendall, Iroquois/Kankakee)

Section 8: County Board Summary
(District 1, 2, 4, 5, 6, 7, 9, 11)

Section 9: Judicial Summary Circuit Court – 12th Judicial Circuit
(Rozak Vacancy)
(Policandriotes Vacancy)

Section 10: Precinct Committeemen Summary

Section 11: Write-In Votes


Section 12: Miscellaneous Referenda

Section 13: Vote by Mail by Precinct

Section 14: Early Voting by Precinct

Section 15: Provisional Voting by Precinct

Section 16: City of Aurora



REPUBLICAN PARTY

ELECTION SUMMARY

(INCLUDING CITY OF AURORA RESULTS)

ELECTION SUMMARY

WILL COUNTY, ILLINOIS
 GENERAL PRIMARY ELECTION
 MARCH 20, 2018
 STATISTICS

OFFICIAL RESULTS

REPORT-EL45A PAGE 001

	TOTAL VOTES	%	VOTE BY MAIL	EARLY VOTING	ELECTION DAY	PROVISIONAL CITY/AURORA (
PRECINCTS COUNTED (OF 300)	300	100.00					
REGISTERED VOTERS - TOTAL	431,906						
BALLOTS CAST - TOTAL	95,945		4,475	10,983	77,766	1,525	1,196
BALLOTS CAST - REPUBLICAN	39,625	41.30	1,964	3,856	32,870	594	341
BALLOTS CAST - FEDERAL REPUBLICAN	5	.01	0	0	5	0	0
BALLOTS CAST - DEMOCRATIC	55,517	57.86	2,454	7,057	44,236	918	852
BALLOTS CAST - FEDERAL DEMOCRATIC	8	.01	2	0	5	1	0
BALLOTS CAST - NONPARTISAN	790	.82	55	70	650	12	3
BALLOTS CAST - BLANK	26	.03	2	6	16	2	0
VOTER TURNOUT - TOTAL		22.21					

ELECTION SUMMARY

WILL COUNTY, ILLINOIS
 GENERAL PRIMARY ELECTION
 MARCH 20, 2018
 REPUBLICAN

OFFICIAL RESULTS

	TOTAL VOTES	%	VOTE BY MAIL	EARLY VOTING	ELECTION DAY	PROVISIONAL CITY/AURORA (
GOVERNOR AND LIEUTENANT GOVERNOR							
Vote for not more than 1							
Rauner / Sanguinetti	18,369	46.83	1,112	1,889	14,955	283	130
Ives / Morthland	20,858	53.17	807	1,909	17,638	294	210
ATTORNEY GENERAL							
Vote for not more than 1							
Erika Harold	20,318	55.02	1,013	1,987	16,784	309	225
Gary Grasso	16,611	44.98	843	1,612	13,825	232	99
SECRETARY OF STATE							
Vote for not more than 1							
Jason Helland	34,342	100.00	1,738	3,341	28,474	479	310
COMPTROLLER							
Vote for not more than 1							
Darlene Senger	34,434	100.00	1,748	3,358	28,536	481	311
TREASURER							
Vote for not more than 1							
Jim Dodge	34,223	100.00	1,749	3,333	28,354	478	309
REPRESENTATIVE IN CONGRESS 1ST CONGRESSIONAL DISTRICT							
Vote for not more than 1							
Jimmy Lee Tillman, II	6,721	100.00	309	767	5,564	81	0
REPRESENTATIVE IN CONGRESS 2ND CONGRESSIONAL DISTRICT							
Vote for not more than 1							
John F. Morrow	837	31.15	52	41	734	10	0
Patrick Harmon	1,042	38.78	46	51	929	16	0
David Merkle	808	30.07	44	50	707	7	0
REPRESENTATIVE IN CONGRESS 3RD CONGRESSIONAL DISTRICT							
Vote for not more than 1							
Arthur J. Jones	4,139	100.00	206	376	3,511	46	0
REPRESENTATIVE IN CONGRESS 11TH CONGRESSIONAL DISTRICT							
Vote for not more than 1							
Nick Stella	9,598	77.38	518	923	8,015	142	0
Constant G. "Connor" Vlakancic	2,806	22.62	194	253	2,302	57	0
REPRESENTATIVE IN CONGRESS 14TH CONGRESSIONAL DISTRICT							
Vote for not more than 1							
Randall M. "Randy" Hultgren	5,951	100.00	278	738	4,536	97	302

	TOTAL VOTES	%	VOTE BY MAIL	EARLY VOTING	ELECTION DAY	PROVISIONAL CITY/AURORA (
REPRESENTATIVE IN CONGRESS 16TH CONGRESSIONAL DISTRICT							
Vote for not more than 1							
Adam Kinzinger	1,474	67.71	58	92	1,305	19	0
James T. "Jim" Marter	703	32.29	34	46	608	15	0
STATE SENATOR 15TH LEGISLATIVE DISTRICT							
Vote for not more than 1							
NO CANDIDATE FILED	0		0	0	0	0	0
STATE SENATOR 17TH LEGISLATIVE DISTRICT							
Vote for not more than 1							
NO CANDIDATE FILED	0		0	0	0	0	0
STATE SENATOR 21ST LEGISLATIVE DISTRICT							
Vote for not more than 1							
Michael G. Connelly	2,368	100.00	103	324	1,889	52	0
STATE SENATOR 38TH LEGISLATIVE DISTRICT							
Vote for not more than 1							
Sue Rezin	1,453	100.00	64	85	1,285	19	0
STATE SENATOR 41ST LEGISLATIVE DISTRICT							
Vote for not more than 1							
John Curran	2,304	100.00	105	240	1,928	31	0
STATE SENATOR 42ND LEGISLATIVE DISTRICT							
Vote for not more than 1							
NO CANDIDATE FILED	0		0	0	0	0	0
REPRESENTATIVE IN THE GENERAL ASSEMBLY							
29TH REPRESENTATIVE DISTRICT							
Vote for not more than 1							
NO CANDIDATE FILED	0		0	0	0	0	0
REPRESENTATIVE IN THE GENERAL ASSEMBLY							
34TH REPRESENTATIVE DISTRICT							
Vote for not more than 1							
NO CANDIDATE FILED	0		0	0	0	0	0
REPRESENTATIVE IN THE GENERAL ASSEMBLY							
37TH REPRESENTATIVE DISTRICT							
Vote for not more than 1							
Margo McDermed	6,336	100.00	300	733	5,237	66	0

ELECTION SUMMARY

WILL COUNTY, ILLINOIS
 GENERAL PRIMARY ELECTION
 MARCH 20, 2018
 REPUBLICAN

OFFICIAL RESULTS

	TOTAL VOTES	%	VOTE BY MAIL	EARLY VOTING	ELECTION DAY	PROVISIONAL CITY/AURORA (
REPRESENTATIVE IN THE GENERAL ASSEMBLY							
38TH REPRESENTATIVE DISTRICT							
Vote for not more than 1							
NO CANDIDATE FILED	0		0	0	0	0	0
REPRESENTATIVE IN THE GENERAL ASSEMBLY							
41ST REPRESENTATIVE DISTRICT							
Vote for not more than 1							
Grant Wehrli	2,390	100.00	100	324	1,915	51	0
REPRESENTATIVE IN THE GENERAL ASSEMBLY							
75TH REPRESENTATIVE DISTRICT							
Vote for not more than 1							
David Allen Welter	1,431	100.00	66	84	1,265	16	0
REPRESENTATIVE IN THE GENERAL ASSEMBLY							
79TH REPRESENTATIVE DISTRICT							
Vote for not more than 1							
Lindsay Parkhurst.	447	100.00	22	1	413	11	0
REPRESENTATIVE IN THE GENERAL ASSEMBLY							
80TH REPRESENTATIVE DISTRICT							
Vote for not more than 1							
NO CANDIDATE FILED	0		0	0	0	0	0
REPRESENTATIVE IN THE GENERAL ASSEMBLY							
81ST REPRESENTATIVE DISTRICT							
Vote for not more than 1							
David S. Olsen.	264	100.00	12	26	219	7	0
REPRESENTATIVE IN THE GENERAL ASSEMBLY							
82ND REPRESENTATIVE DISTRICT							
Vote for not more than 1							
Jim Durkin	1,625	69.50	68	166	1,372	19	0
Michael "Mickey" Straub.	713	30.50	31	73	597	12	0
REPRESENTATIVE IN THE GENERAL ASSEMBLY							
84TH REPRESENTATIVE DISTRICT							
Vote for not more than 1							
Patty Smith.	869	100.00	31	76	437	12	313
REPRESENTATIVE IN THE GENERAL ASSEMBLY							
85TH REPRESENTATIVE DISTRICT							
Vote for not more than 1							
Lisa Bickus.	2,893	100.00	138	308	2,404	43	0

ELECTION SUMMARY

WILL COUNTY, ILLINOIS
 GENERAL PRIMARY ELECTION
 MARCH 20, 2018
 REPUBLICAN

OFFICIAL RESULTS

	TOTAL VOTES	%	VOTE BY MAIL	EARLY VOTING	ELECTION DAY	PROVISIONAL CITY/AURORA (
REPRESENTATIVE IN THE GENERAL ASSEMBLY 86TH REPRESENTATIVE DISTRICT							
Vote for not more than 1							
Rick Laib	3,161	100.00	226	298	2,585	52	0
REPRESENTATIVE IN THE GENERAL ASSEMBLY 97TH REPRESENTATIVE DISTRICT							
Vote for not more than 1							
Mark Batinick	5,105	100.00	266	591	4,176	72	0
REPRESENTATIVE IN THE GENERAL ASSEMBLY 98TH REPRESENTATIVE DISTRICT							
Vote for not more than 1							
Alyssia Benford	4,238	100.00	240	271	3,660	67	0
COUNTY CLERK							
Vote for not more than 1							
Laurie McPhillips.	34,336	100.00	1,760	3,345	28,432	487	312
COUNTY TREASURER							
Vote for not more than 1							
Steve Weber.	34,325	100.00	1,757	3,355	28,422	480	311
COUNTY SHERIFF							
Vote for not more than 1							
Jim Reilly	34,075	100.00	1,742	3,322	28,217	482	312
REGIONAL SUPERINTENDENT OF SCHOOLS (DU PAGE COUNTY)							
Vote for not more than 1							
Darlene J. Ruscitti	3,502	100.00	153	456	2,820	73	0
REGIONAL SUPERINTENDENT OF SCHOOLS (GRUNDY AND KENDALL COUNTIES)							
Vote for not more than 1							
Christopher D. Mehochko.	384	100.00	1	6	71	1	305
REGIONAL SUPERINTENDENT OF SCHOOLS (IROQUOIS AND KANKAKEE COUNTIES)							
Vote for not more than 1							
Gregg Murphy	1	100.00	1	0	0	0	0
REGIONAL SUPERINTENDENT OF SCHOOLS (WILL COUNTY)							
Vote for not more than 1							
NO CANDIDATE FILED	0		0	0	0	0	0

ELECTION SUMMARY

WILL COUNTY, ILLINOIS
 GENERAL PRIMARY ELECTION
 MARCH 20, 2018
 REPUBLICAN

OFFICIAL RESULTS

	TOTAL VOTES	%	VOTE BY MAIL	EARLY VOTING	ELECTION DAY	PROVISIONAL	CITY/AURORA (
COUNTY BOARD MEMBER DISTRICT ONE							
Vote for not more than 2							
Judy Ogalla	2,493	100.00	135	137	2,195	26	0
NO CANDIDATE FILED	0		0	0	0	0	0
COUNTY BOARD MEMBER DISTRICT TWO							
Vote for not more than 2							
Keith Ogle	2,203	31.49	119	270	1,785	29	0
James (Jim) Moustis	2,781	39.75	152	279	2,303	47	0
Cory Singer.	2,012	28.76	104	155	1,721	32	0
COUNTY BOARD MEMBER DISTRICT FOUR							
Vote for not more than 2							
NO CANDIDATE FILED	0		0	0	0	0	0
COUNTY BOARD MEMBER DISTRICT FIVE							
Vote for not more than 2							
Gretchen Fritz.	1,875	53.18	80	179	1,359	24	233
Darren Bennefield.	1,651	46.82	81	166	1,148	20	236
COUNTY BOARD MEMBER DISTRICT SIX							
Vote for not more than 2							
Don Gould	3,580	56.81	178	357	2,996	49	0
Debbie Militeello	2,722	43.19	159	268	2,256	39	0
COUNTY BOARD MEMBER DISTRICT SEVEN							
Vote for not more than 2							
Mike Fricilone.	2,649	47.85	121	276	2,210	42	0
Stephen J. Balich.	2,887	52.15	140	292	2,417	38	0
COUNTY BOARD MEMBER DISTRICT NINE							
Vote for not more than 2							
Annette Parker.	2,056	100.00	136	143	1,737	40	0
NO CANDIDATE FILED	0		0	0	0	0	0
COUNTY BOARD MEMBER DISTRICT ELEVEN							
Vote for not more than 2							
Charles "Chuck" Maher	1,660	24.08	82	202	1,334	42	0
Kathy Havel.	1,794	26.02	94	251	1,406	43	0
Julie Anne Berkowicz.	1,831	26.56	95	265	1,427	44	0
Suzanne Hart	1,610	23.35	69	205	1,300	36	0
12TH JUDICIAL CIRCUIT (ROZAK VACANCY)							
Vote for not more than 1							
Ben Braun	33,354	100.00	1,730	3,260	27,585	470	309

ELECTION SUMMARY

WILL COUNTY, ILLINOIS
 GENERAL PRIMARY ELECTION
 MARCH 20, 2018
 REPUBLICAN

OFFICIAL RESULTS

	TOTAL VOTES	%	VOTE BY MAIL	EARLY VOTING	ELECTION DAY	PROVISIONAL CITY/AURORA (
12TH JUDICIAL CIRCUIT (POLICANDRIOTES VACANCY)							
Vote for not more than 1							
Victoria McKay Kennison.	33,119	100.00	1,716	3,235	27,405	461	302
COMMITTEEMAN CHANNAHON PCT 001							
Vote for not more than 1							
Judith M. (Judy) Wooten.	160	100.00	10	18	131	1	0
COMMITTEEMAN CHANNAHON PCT 002							
Vote for not more than 1							
Rita A. Duchene-Hughes	187	100.00	8	17	161	1	0
COMMITTEEMAN CHANNAHON PCT 003							
Vote for not more than 1							
Debbie Militeello	159	100.00	9	18	127	5	0
COMMITTEEMAN CHANNAHON PCT 004							
Vote for not more than 1							
NO CANDIDATE FILED	0		0	0	0	0	0
COMMITTEEMAN CHANNAHON PCT 005							
Vote for not more than 1							
NO CANDIDATE FILED	0		0	0	0	0	0
WRITE-IN.	20	100.00	2	1	17	0	0
COMMITTEEMAN CRETE PCT 001							
Vote for not more than 1							
NO CANDIDATE FILED	0		0	0	0	0	0
COMMITTEEMAN CRETE PCT 002							
Vote for not more than 1							
NO CANDIDATE FILED	0		0	0	0	0	0
COMMITTEEMAN CRETE PCT 003							
Vote for not more than 1							
James J. Piacentini	66	100.00	2	4	59	1	0
COMMITTEEMAN CRETE PCT 004							
Vote for not more than 1							
Frank A. Elton.	89	100.00	5	15	69	0	0
COMMITTEEMAN CRETE PCT 005							
Vote for not more than 1							
NO CANDIDATE FILED	0		0	0	0	0	0

ELECTION SUMMARY

WILL COUNTY, ILLINOIS
 GENERAL PRIMARY ELECTION
 MARCH 20, 2018
 REPUBLICAN

OFFICIAL RESULTS

	TOTAL VOTES	%	VOTE BY MAIL	EARLY VOTING	ELECTION DAY	PROVISIONAL	CITY/AURORA (
COMMITTEEMAN CRETE PCT 006							
Vote for not more than 1							
David E. Smith.	122	100.00	8	17	96	1	0
COMMITTEEMAN CRETE PCT 007							
Vote for not more than 1							
NO CANDIDATE FILED	0		0	0	0	0	0
COMMITTEEMAN CRETE PCT 008							
Vote for not more than 1							
Steven Bruns	99	100.00	3	8	88	0	0
COMMITTEEMAN CRETE PCT 009							
Vote for not more than 1							
NO CANDIDATE FILED	0		0	0	0	0	0
COMMITTEEMAN CRETE PCT 010							
Vote for not more than 1							
Robert R. Hodge	69	100.00	4	4	61	0	0
COMMITTEEMAN CRETE PCT 011							
Vote for not more than 1							
Maryellen Koza.	146	100.00	16	6	124	0	0
COMMITTEEMAN CRETE PCT 012							
Vote for not more than 1							
Laura Elton.	131	100.00	9	7	112	3	0
COMMITTEEMAN CUSTER PCT 001							
Vote for not more than 1							
NO CANDIDATE FILED	0		0	0	0	0	0
COMMITTEEMAN DU PAGE PCT 001							
Vote for not more than 1							
NO CANDIDATE FILED	0		0	0	0	0	0
COMMITTEEMAN DU PAGE PCT 002							
Vote for not more than 1							
NO CANDIDATE FILED	0		0	0	0	0	0
WRITE-IN.	24	100.00	0	1	23	0	0
COMMITTEEMAN DU PAGE PCT 003							
Vote for not more than 1							
NO CANDIDATE FILED	0		0	0	0	0	0

ELECTION SUMMARY

WILL COUNTY, ILLINOIS
 GENERAL PRIMARY ELECTION
 MARCH 20, 2018
 REPUBLICAN

OFFICIAL RESULTS

	TOTAL VOTES	%	VOTE BY MAIL	EARLY VOTING	ELECTION DAY	PROVISIONAL	CITY/AURORA (
COMMITTEEMAN DU PAGE PCT 004							
Vote for not more than 1							
Thomas M. Gilligan	74	100.00	1	4	69	0	0
COMMITTEEMAN DU PAGE PCT 005							
Vote for not more than 1							
Dennis R. Raga.	84	100.00	4	9	70	1	0
COMMITTEEMAN DU PAGE PCT 006							
Vote for not more than 1							
NO CANDIDATE FILED	0		0	0	0	0	0
COMMITTEEMAN DU PAGE PCT 007							
Vote for not more than 1							
NO CANDIDATE FILED	0		0	0	0	0	0
WRITE-IN.	30	100.00	1	2	26	1	0
COMMITTEEMAN DU PAGE PCT 008							
Vote for not more than 1							
Roger C. Claar.	81	100.00	3	16	57	5	0
COMMITTEEMAN DU PAGE PCT 009							
Vote for not more than 1							
NO CANDIDATE FILED	0		0	0	0	0	0
COMMITTEEMAN DU PAGE PCT 010							
Vote for not more than 1							
NO CANDIDATE FILED	0		0	0	0	0	0
COMMITTEEMAN DU PAGE PCT 011							
Vote for not more than 1							
Robert A. Kalnicky	66	100.00	2	10	53	1	0
COMMITTEEMAN DU PAGE PCT 012							
Vote for not more than 1							
Felix George	87	100.00	6	7	68	6	0
COMMITTEEMAN DU PAGE PCT 013							
Vote for not more than 1							
NO CANDIDATE FILED	0		0	0	0	0	0
COMMITTEEMAN DU PAGE PCT 014							
Vote for not more than 1							
NO CANDIDATE FILED	0		0	0	0	0	0

ELECTION SUMMARY

WILL COUNTY, ILLINOIS
 GENERAL PRIMARY ELECTION
 MARCH 20, 2018
 REPUBLICAN

OFFICIAL RESULTS

	TOTAL VOTES	%	VOTE BY MAIL	EARLY VOTING	ELECTION DAY	PROVISIONAL CITY/AURORA (
COMMITTEEMAN DU PAGE PCT 015							
Vote for not more than 1							
NO CANDIDATE FILED	0		0	0	0	0	0
COMMITTEEMAN DU PAGE PCT 016							
Vote for not more than 1							
Alex M. Rechenmacher.	85	100.00	5	10	67	3	0
COMMITTEEMAN DU PAGE PCT 017							
Vote for not more than 1							
Sheldon L. Watts	77	100.00	2	7	68	0	0
COMMITTEEMAN DU PAGE PCT 018							
Vote for not more than 1							
Paul Oliver.	89	100.00	0	11	73	5	0
COMMITTEEMAN DU PAGE PCT 019							
Vote for not more than 1							
NO CANDIDATE FILED	0		0	0	0	0	0
COMMITTEEMAN DU PAGE PCT 020							
Vote for not more than 1							
NO CANDIDATE FILED	0		0	0	0	0	0
COMMITTEEMAN DU PAGE PCT 021							
Vote for not more than 1							
NO CANDIDATE FILED	0		0	0	0	0	0
COMMITTEEMAN DU PAGE PCT 022							
Vote for not more than 1							
Deresa A. Hoogland	96	100.00	7	6	83	0	0
COMMITTEEMAN DU PAGE PCT 023							
Vote for not more than 1							
Mary Alexander-Basta.	69	100.00	2	10	57	0	0
COMMITTEEMAN DU PAGE PCT 024							
Vote for not more than 1							
Jean Kelly	71	100.00	3	8	60	0	0
COMMITTEEMAN DU PAGE PCT 025							
Vote for not more than 1							
NO CANDIDATE FILED	0		0	0	0	0	0

ELECTION SUMMARY

WILL COUNTY, ILLINOIS
GENERAL PRIMARY ELECTION
MARCH 20, 2018
REPUBLICAN

OFFICIAL RESULTS

	TOTAL VOTES	%	VOTE BY MAIL	EARLY VOTING	ELECTION DAY	PROVISIONAL CITY/AURORA (
COMMITTEEMAN DU PAGE PCT 026							
Vote for not more than 1							
NO CANDIDATE FILED	0		0	0	0	0	0
COMMITTEEMAN DU PAGE PCT 027							
Vote for not more than 1							
Marcelo Valencia	54	100.00	2	5	47	0	0
COMMITTEEMAN DU PAGE PCT 028							
Vote for not more than 1							
NO CANDIDATE FILED	0		0	0	0	0	0
COMMITTEEMAN DU PAGE PCT 029							
Vote for not more than 1							
William Mayer	59	100.00	0	7	52	0	0
COMMITTEEMAN DU PAGE PCT 030							
Vote for not more than 1							
NO CANDIDATE FILED	0		0	0	0	0	0
COMMITTEEMAN DU PAGE PCT 031							
Vote for not more than 1							
Maria A. Zarate	60	100.00	1	6	52	1	0
COMMITTEEMAN DU PAGE PCT 032							
Vote for not more than 1							
David G. Richards.	108	100.00	9	4	95	0	0
COMMITTEEMAN DU PAGE PCT 033							
Vote for not more than 1							
NO CANDIDATE FILED	0		0	0	0	0	0
COMMITTEEMAN DU PAGE PCT 034							
Vote for not more than 1							
NO CANDIDATE FILED	0		0	0	0	0	0
COMMITTEEMAN DU PAGE PCT 035							
Vote for not more than 1							
NO CANDIDATE FILED	0		0	0	0	0	0
COMMITTEEMAN DU PAGE PCT 036							
Vote for not more than 1							
Petra Burgess	105	100.00	2	7	95	1	0

ELECTION SUMMARY

WILL COUNTY, ILLINOIS
 GENERAL PRIMARY ELECTION
 MARCH 20, 2018
 REPUBLICAN

OFFICIAL RESULTS

	TOTAL VOTES	%	VOTE BY MAIL	EARLY VOTING	ELECTION DAY	PROVISIONAL	CITY/AURORA (
COMMITTEEMAN DU PAGE PCT 037							
Vote for not more than 1							
NO CANDIDATE FILED	0		0	0	0	0	0
COMMITTEEMAN FLORENCE PCT 001							
Vote for not more than 1							
NO CANDIDATE FILED	0		0	0	0	0	0
COMMITTEEMAN FRANKFORT PCT 001							
Vote for not more than 1							
David Molinari.	201	100.00	9	21	171	0	0
COMMITTEEMAN FRANKFORT PCT 002							
Vote for not more than 1							
August J. Deuser	166	100.00	16	30	119	1	0
COMMITTEEMAN FRANKFORT PCT 003							
Vote for not more than 1							
NO CANDIDATE FILED	0		0	0	0	0	0
COMMITTEEMAN FRANKFORT PCT 004							
Vote for not more than 1							
John M. Gorski.	96	100.00	4	17	75	0	0
COMMITTEEMAN FRANKFORT PCT 005							
Vote for not more than 1							
NO CANDIDATE FILED	0		0	0	0	0	0
COMMITTEEMAN FRANKFORT PCT 006							
Vote for not more than 1							
Timothy L. Garrett	129	100.00	3	15	108	3	0
COMMITTEEMAN FRANKFORT PCT 007							
Vote for not more than 1							
Joe Kral.	135	100.00	4	22	108	1	0
COMMITTEEMAN FRANKFORT PCT 008							
Vote for not more than 1							
Nick George.	123	100.00	7	12	100	4	0
COMMITTEEMAN FRANKFORT PCT 009							
Vote for not more than 1							
Laura I. Miroballi	112	100.00	4	8	100	0	0

ELECTION SUMMARY

WILL COUNTY, ILLINOIS
 GENERAL PRIMARY ELECTION
 MARCH 20, 2018
 REPUBLICAN

OFFICIAL RESULTS

	TOTAL VOTES	%	VOTE BY MAIL	EARLY VOTING	ELECTION DAY	PROVISIONAL	CITY/AURORA (
COMMITTEEMAN FRANKFORT PCT 010							
Vote for not more than 1							
NO CANDIDATE FILED	0		0	0	0	0	0
COMMITTEEMAN FRANKFORT PCT 011							
Vote for not more than 1							
NO CANDIDATE FILED	0		0	0	0	0	0
COMMITTEEMAN FRANKFORT PCT 012							
Vote for not more than 1							
NO CANDIDATE FILED	0		0	0	0	0	0
COMMITTEEMAN FRANKFORT PCT 013							
Vote for not more than 1							
Robert Swale	113	100.00	2	14	93	4	0
COMMITTEEMAN FRANKFORT PCT 014							
Vote for not more than 1							
David J. Smith.	120	100.00	7	4	107	2	0
COMMITTEEMAN FRANKFORT PCT 015							
Vote for not more than 1							
NO CANDIDATE FILED	0		0	0	0	0	0
COMMITTEEMAN FRANKFORT PCT 016							
Vote for not more than 1							
Henry W. Meers, Jr.	144	100.00	2	20	120	2	0
COMMITTEEMAN FRANKFORT PCT 017							
Vote for not more than 1							
Edward E. Ronkowski	229	100.00	12	40	175	2	0
COMMITTEEMAN FRANKFORT PCT 018							
Vote for not more than 1							
Gayla P. Smith.	184	100.00	10	29	144	1	0
COMMITTEEMAN FRANKFORT PCT 019							
Vote for not more than 1							
NO CANDIDATE FILED	0		0	0	0	0	0
COMMITTEEMAN FRANKFORT PCT 020							
Vote for not more than 1							
James G. Moustis	163	100.00	3	14	144	2	0

ELECTION SUMMARY

WILL COUNTY, ILLINOIS
 GENERAL PRIMARY ELECTION
 MARCH 20, 2018
 REPUBLICAN

OFFICIAL RESULTS

	TOTAL VOTES	%	VOTE BY MAIL	EARLY VOTING	ELECTION DAY	PROVISIONAL	CITY/AURORA (
COMMITTEEMAN FRANKFORT PCT 021							
Vote for not more than 1							
NO CANDIDATE FILED	0		0	0	0	0	0
COMMITTEEMAN FRANKFORT PCT 022							
Vote for not more than 1							
Jeffrey S. Arseneau, Sr.	168	100.00	14	42	112	0	0
COMMITTEEMAN FRANKFORT PCT 023							
Vote for not more than 1							
NO CANDIDATE FILED	0		0	0	0	0	0
COMMITTEEMAN FRANKFORT PCT 024							
Vote for not more than 1							
Susan B. Walker	99	100.00	8	8	83	0	0
COMMITTEEMAN FRANKFORT PCT 025							
Vote for not more than 1							
Daniel J. Butler	178	100.00	9	14	155	0	0
COMMITTEEMAN FRANKFORT PCT 026							
Vote for not more than 1							
NO CANDIDATE FILED	0		0	0	0	0	0
COMMITTEEMAN FRANKFORT PCT 027							
Vote for not more than 1							
Bill Carlson	105	100.00	1	28	74	2	0
COMMITTEEMAN FRANKFORT PCT 028							
Vote for not more than 1							
David Ho.	141	100.00	8	15	117	1	0
COMMITTEEMAN GREEN GARDEN PCT 001							
Vote for not more than 1							
NO CANDIDATE FILED	0		0	0	0	0	0
COMMITTEEMAN GREEN GARDEN PCT 002							
Vote for not more than 1							
NO CANDIDATE FILED	0		0	0	0	0	0
COMMITTEEMAN HOMER PCT 001							
Vote for not more than 1							
Jim Bilotta.	170	100.00	7	6	155	2	0

ELECTION SUMMARY

WILL COUNTY, ILLINOIS
 GENERAL PRIMARY ELECTION
 MARCH 20, 2018
 REPUBLICAN

OFFICIAL RESULTS

	TOTAL VOTES	%	VOTE BY MAIL	EARLY VOTING	ELECTION DAY	PROVISIONAL	CITY/AURORA (
COMMITTEEMAN HOMER PCT 002							
Vote for not more than 1							
Wayne Felgenhauer.	194	100.00	3	21	170	0	0
COMMITTEEMAN HOMER PCT 003							
Vote for not more than 1							
Sharon Sweas	126	100.00	8	24	94	0	0
COMMITTEEMAN HOMER PCT 004							
Vote for not more than 1							
Mike Fricilone.	200	100.00	12	31	154	3	0
COMMITTEEMAN HOMER PCT 005							
Vote for not more than 1							
NO CANDIDATE FILED	0		0	0	0	0	0
COMMITTEEMAN HOMER PCT 006							
Vote for not more than 1							
Stephen J. Balich.	163	100.00	8	22	129	4	0
COMMITTEEMAN HOMER PCT 007							
Vote for not more than 1							
Edward Kalas	128	100.00	4	9	115	0	0
COMMITTEEMAN HOMER PCT 008							
Vote for not more than 1							
Brian Burian	140	100.00	10	17	111	2	0
COMMITTEEMAN HOMER PCT 009							
Vote for not more than 1							
Stephen F. Spontak	116	100.00	4	12	100	0	0
COMMITTEEMAN HOMER PCT 010							
Vote for not more than 1							
Bob Kman.	148	100.00	9	13	122	4	0
COMMITTEEMAN HOMER PCT 011							
Vote for not more than 1							
Chris Plouzek	137	100.00	8	15	112	2	0
COMMITTEEMAN HOMER PCT 012							
Vote for not more than 1							
Dan Troike	149	76.80	1	14	130	4	0
Ruben L. Pazmino	45	23.20	2	7	36	0	0

ELECTION SUMMARY

WILL COUNTY, ILLINOIS
 GENERAL PRIMARY ELECTION
 MARCH 20, 2018
 REPUBLICAN

OFFICIAL RESULTS

	TOTAL VOTES	%	VOTE BY MAIL	EARLY VOTING	ELECTION DAY	PROVISIONAL	CITY/AURORA (
COMMITTEEMAN HOMER PCT 013							
Vote for not more than 1							
Vicki Bozen.	120	100.00	5	10	104	1	0
COMMITTEEMAN HOMER PCT 014							
Vote for not more than 1							
NO CANDIDATE FILED	0		0	0	0	0	0
COMMITTEEMAN HOMER PCT 015							
Vote for not more than 1							
NO CANDIDATE FILED	0		0	0	0	0	0
WRITE-IN.	29	100.00	1	2	25	1	0
COMMITTEEMAN HOMER PCT 016							
Vote for not more than 1							
Pam Meyers	122	100.00	1	6	115	0	0
COMMITTEEMAN HOMER PCT 017							
Vote for not more than 1							
Beth Rodgers	203	100.00	13	17	170	3	0
COMMITTEEMAN HOMER PCT 018							
Vote for not more than 1							
Brent Porfilio.	129	100.00	10	9	109	1	0
COMMITTEEMAN JACKSON PCT 001							
Vote for not more than 1							
Ben Bierly	114	100.00	4	14	93	3	0
COMMITTEEMAN JACKSON PCT 002							
Vote for not more than 1							
Richard R. Tyler	130	100.00	7	10	113	0	0
COMMITTEEMAN JOLIET PCT 001							
Vote for not more than 1							
Forest Smith	58	100.00	3	4	51	0	0
COMMITTEEMAN JOLIET PCT 002							
Vote for not more than 1							
NO CANDIDATE FILED	0		0	0	0	0	0
COMMITTEEMAN JOLIET PCT 003							
Vote for not more than 1							
NO CANDIDATE FILED	0		0	0	0	0	0

ELECTION SUMMARY

WILL COUNTY, ILLINOIS
 GENERAL PRIMARY ELECTION
 MARCH 20, 2018
 REPUBLICAN

OFFICIAL RESULTS

	TOTAL VOTES	%	VOTE BY MAIL	EARLY VOTING	ELECTION DAY	PROVISIONAL	CITY/AURORA (
COMMITTEEMAN JOLIET PCT 004							
Vote for not more than 1							
NO CANDIDATE FILED	0		0	0	0	0	0
COMMITTEEMAN JOLIET PCT 005							
Vote for not more than 1							
NO CANDIDATE FILED	0		0	0	0	0	0
COMMITTEEMAN JOLIET PCT 006							
Vote for not more than 1							
NO CANDIDATE FILED	0		0	0	0	0	0
COMMITTEEMAN JOLIET PCT 007							
Vote for not more than 1							
NO CANDIDATE FILED	0		0	0	0	0	0
COMMITTEEMAN JOLIET PCT 008							
Vote for not more than 1							
Lee Johnson.	60	100.00	2	4	50	4	0
COMMITTEEMAN JOLIET PCT 009							
Vote for not more than 1							
NO CANDIDATE FILED	0		0	0	0	0	0
COMMITTEEMAN JOLIET PCT 010							
Vote for not more than 1							
NO CANDIDATE FILED	0		0	0	0	0	0
COMMITTEEMAN JOLIET PCT 011							
Vote for not more than 1							
NO CANDIDATE FILED	0		0	0	0	0	0
COMMITTEEMAN JOLIET PCT 012							
Vote for not more than 1							
NO CANDIDATE FILED	0		0	0	0	0	0
COMMITTEEMAN JOLIET PCT 013							
Vote for not more than 1							
NO CANDIDATE FILED	0		0	0	0	0	0
COMMITTEEMAN JOLIET PCT 014							
Vote for not more than 1							
NO CANDIDATE FILED	0		0	0	0	0	0

ELECTION SUMMARY

WILL COUNTY, ILLINOIS
GENERAL PRIMARY ELECTION
MARCH 20, 2018
REPUBLICAN

OFFICIAL RESULTS

	TOTAL VOTES	%	VOTE BY MAIL	EARLY VOTING	ELECTION DAY	PROVISIONAL	CITY/AURORA (
COMMITTEEMAN JOLIET PCT 015							
Vote for not more than 1							
NO CANDIDATE FILED	0		0	0	0	0	0
COMMITTEEMAN JOLIET PCT 016							
Vote for not more than 1							
NO CANDIDATE FILED	0		0	0	0	0	0
COMMITTEEMAN JOLIET PCT 017							
Vote for not more than 1							
NO CANDIDATE FILED	0		0	0	0	0	0
COMMITTEEMAN JOLIET PCT 018							
Vote for not more than 1							
NO CANDIDATE FILED	0		0	0	0	0	0
COMMITTEEMAN JOLIET PCT 019							
Vote for not more than 1							
Lea A. Norbut	78	100.00	4	9	64	1	0
COMMITTEEMAN JOLIET PCT 020							
Vote for not more than 1							
NO CANDIDATE FILED	0		0	0	0	0	0
COMMITTEEMAN JOLIET PCT 021							
Vote for not more than 1							
Chuck McCauley.	104	100.00	3	11	89	1	0
COMMITTEEMAN JOLIET PCT 022							
Vote for not more than 1							
NO CANDIDATE FILED	0		0	0	0	0	0
COMMITTEEMAN JOLIET PCT 023							
Vote for not more than 1							
Diane M. Harris	29	100.00	0	6	23	0	0
COMMITTEEMAN JOLIET PCT 024							
Vote for not more than 1							
NO CANDIDATE FILED	0		0	0	0	0	0
COMMITTEEMAN JOLIET PCT 025							
Vote for not more than 1							
Jan W. Nahorski	73	100.00	12	5	53	3	0

ELECTION SUMMARY

WILL COUNTY, ILLINOIS
GENERAL PRIMARY ELECTION
MARCH 20, 2018
REPUBLICAN

OFFICIAL RESULTS

	TOTAL VOTES	%	VOTE BY MAIL	EARLY VOTING	ELECTION DAY	PROVISIONAL CITY/AURORA (
COMMITTEEMAN JOLIET PCT 026							
Vote for not more than 1							
NO CANDIDATE FILED	0		0	0	0	0	0
COMMITTEEMAN JOLIET PCT 027							
Vote for not more than 1							
NO CANDIDATE FILED	0		0	0	0	0	0
COMMITTEEMAN JOLIET PCT 028							
Vote for not more than 1							
NO CANDIDATE FILED	0		0	0	0	0	0
COMMITTEEMAN JOLIET PCT 029							
Vote for not more than 1							
NO CANDIDATE FILED	0		0	0	0	0	0
COMMITTEEMAN JOLIET PCT 030							
Vote for not more than 1							
NO CANDIDATE FILED	0		0	0	0	0	0
COMMITTEEMAN JOLIET PCT 031							
Vote for not more than 1							
NO CANDIDATE FILED	0		0	0	0	0	0
COMMITTEEMAN JOLIET PCT 032							
Vote for not more than 1							
NO CANDIDATE FILED	0		0	0	0	0	0
COMMITTEEMAN JOLIET PCT 033							
Vote for not more than 1							
NO CANDIDATE FILED	0		0	0	0	0	0
COMMITTEEMAN JOLIET PCT 034							
Vote for not more than 1							
NO CANDIDATE FILED	0		0	0	0	0	0
COMMITTEEMAN JOLIET PCT 035							
Vote for not more than 1							
NO CANDIDATE FILED	0		0	0	0	0	0
COMMITTEEMAN JOLIET PCT 036							
Vote for not more than 1							
NO CANDIDATE FILED	0		0	0	0	0	0

ELECTION SUMMARY

WILL COUNTY, ILLINOIS
 GENERAL PRIMARY ELECTION
 MARCH 20, 2018
 REPUBLICAN

OFFICIAL RESULTS

	TOTAL VOTES	%	VOTE BY MAIL	EARLY VOTING	ELECTION DAY	PROVISIONAL CITY/AURORA (
COMMITTEEMAN JOLIET PCT 037							
Vote for not more than 1							
NO CANDIDATE FILED	0		0	0	0	0	0
COMMITTEEMAN LOCKPORT PCT 001							
Vote for not more than 1							
Marianne S. DeMeritt.	346	100.00	22	14	305	5	0
COMMITTEEMAN LOCKPORT PCT 002							
Vote for not more than 1							
Victor D. Zack.	87	100.00	3	4	80	0	0
COMMITTEEMAN LOCKPORT PCT 003							
Vote for not more than 1							
NO CANDIDATE FILED	0		0	0	0	0	0
COMMITTEEMAN LOCKPORT PCT 004							
Vote for not more than 1							
NO CANDIDATE FILED	0		0	0	0	0	0
COMMITTEEMAN LOCKPORT PCT 005							
Vote for not more than 1							
Michael Lewandowski	141	100.00	8	11	119	3	0
COMMITTEEMAN LOCKPORT PCT 006							
Vote for not more than 1							
Fred London.	68	100.00	2	4	62	0	0
COMMITTEEMAN LOCKPORT PCT 007							
Vote for not more than 1							
Andrew S. Koroma	46	100.00	2	2	42	0	0
COMMITTEEMAN LOCKPORT PCT 008							
Vote for not more than 1							
John Barbush	25	100.00	0	1	24	0	0
COMMITTEEMAN LOCKPORT PCT 009							
Vote for not more than 1							
Joseph N. Silich	202	100.00	18	16	164	4	0
COMMITTEEMAN LOCKPORT PCT 010							
Vote for not more than 1							
NO CANDIDATE FILED	0		0	0	0	0	0

ELECTION SUMMARY

WILL COUNTY, ILLINOIS
 GENERAL PRIMARY ELECTION
 MARCH 20, 2018
 REPUBLICAN

OFFICIAL RESULTS

	TOTAL VOTES	%	VOTE BY MAIL	EARLY VOTING	ELECTION DAY	PROVISIONAL	CITY/AURORA (
COMMITTEEMAN LOCKPORT PCT 011							
Vote for not more than 1							
NO CANDIDATE FILED	0		0	0	0	0	0
COMMITTEEMAN LOCKPORT PCT 012							
Vote for not more than 1							
NO CANDIDATE FILED	0		0	0	0	0	0
COMMITTEEMAN LOCKPORT PCT 013							
Vote for not more than 1							
Gerald C. (Jerry) Hinkelman	287	100.00	24	14	242	7	0
COMMITTEEMAN LOCKPORT PCT 014							
Vote for not more than 1							
NO CANDIDATE FILED	0		0	0	0	0	0
WRITE-IN.	9	100.00	2	0	7	0	0
COMMITTEEMAN LOCKPORT PCT 015							
Vote for not more than 1							
NO CANDIDATE FILED	0		0	0	0	0	0
COMMITTEEMAN LOCKPORT PCT 016							
Vote for not more than 1							
NO CANDIDATE FILED	0		0	0	0	0	0
COMMITTEEMAN LOCKPORT PCT 017							
Vote for not more than 1							
James Louch.	147	100.00	3	15	129	0	0
COMMITTEEMAN LOCKPORT PCT 018							
Vote for not more than 1							
Jesse M. Torres	91	100.00	4	7	78	2	0
COMMITTEEMAN LOCKPORT PCT 019							
Vote for not more than 1							
Cecilia (CeCe) DiSomma	142	100.00	8	12	121	1	0
COMMITTEEMAN LOCKPORT PCT 020							
Vote for not more than 1							
Peter R. DeLaney	116	100.00	6	6	103	1	0
COMMITTEEMAN LOCKPORT PCT 021							
Vote for not more than 1							
NO CANDIDATE FILED	0		0	0	0	0	0

ELECTION SUMMARY

WILL COUNTY, ILLINOIS
 GENERAL PRIMARY ELECTION
 MARCH 20, 2018
 REPUBLICAN

OFFICIAL RESULTS

	TOTAL VOTES	%	VOTE BY MAIL	EARLY VOTING	ELECTION DAY	PROVISIONAL	CITY/AURORA (
COMMITTEEMAN LOCKPORT PCT 022							
Vote for not more than 1							
NO CANDIDATE FILED	0		0	0	0	0	0
COMMITTEEMAN LOCKPORT PCT 023							
Vote for not more than 1							
NO CANDIDATE FILED	0		0	0	0	0	0
COMMITTEEMAN LOCKPORT PCT 024							
Vote for not more than 1							
NO CANDIDATE FILED	0		0	0	0	0	0
COMMITTEEMAN MANHATTAN PCT 001							
Vote for not more than 1							
NO CANDIDATE FILED	0		0	0	0	0	0
COMMITTEEMAN MANHATTAN PCT 002							
Vote for not more than 1							
NO CANDIDATE FILED	0		0	0	0	0	0
COMMITTEEMAN MANHATTAN PCT 003							
Vote for not more than 1							
Joseph C. "Tuck" Marshall	186	100.00	5	18	162	1	0
COMMITTEEMAN MANHATTAN PCT 004							
Vote for not more than 1							
Jeff McKenzie	97	100.00	2	8	84	3	0
COMMITTEEMAN MONEE PCT 001							
Vote for not more than 1							
NO CANDIDATE FILED	0		0	0	0	0	0
COMMITTEEMAN MONEE PCT 002							
Vote for not more than 1							
NO CANDIDATE FILED	0		0	0	0	0	0
COMMITTEEMAN MONEE PCT 003							
Vote for not more than 1							
Alfred David Holston.	106	100.00	1	10	95	0	0
COMMITTEEMAN MONEE PCT 004							
Vote for not more than 1							
Jay Farquhar	71	100.00	2	6	63	0	0

ELECTION SUMMARY

WILL COUNTY, ILLINOIS
 GENERAL PRIMARY ELECTION
 MARCH 20, 2018
 REPUBLICAN

OFFICIAL RESULTS

	TOTAL VOTES	%	VOTE BY MAIL	EARLY VOTING	ELECTION DAY	PROVISIONAL CITY/AURORA (
COMMITTEEMAN MONEE PCT 005							
Vote for not more than 1							
NO CANDIDATE FILED	0		0	0	0	0	0
COMMITTEEMAN MONEE PCT 006							
Vote for not more than 1							
NO CANDIDATE FILED	0		0	0	0	0	0
COMMITTEEMAN MONEE PCT 007							
Vote for not more than 1							
NO CANDIDATE FILED	0		0	0	0	0	0
COMMITTEEMAN MONEE PCT 008							
Vote for not more than 1							
NO CANDIDATE FILED	0		0	0	0	0	0
WRITE-IN.	5	100.00	0	0	4	1	0
COMMITTEEMAN NEW LENOX PCT 001							
Vote for not more than 1							
Dale Larson.	69	100.00	4	4	60	1	0
COMMITTEEMAN NEW LENOX PCT 002							
Vote for not more than 1							
Barbara E. Kaupas.	181	100.00	7	12	161	1	0
COMMITTEEMAN NEW LENOX PCT 003							
Vote for not more than 1							
Dave Medema.	63	58.88	2	6	55	0	0
Joseph Kirkeeng	44	41.12	2	3	37	2	0
COMMITTEEMAN NEW LENOX PCT 004							
Vote for not more than 1							
Richard J. Kavanagh	145	100.00	10	7	128	0	0
COMMITTEEMAN NEW LENOX PCT 005							
Vote for not more than 1							
Ann Podoba	85	47.22	4	8	71	2	0
Patricia "Patty" Deiters	95	52.78	4	9	79	3	0
COMMITTEEMAN NEW LENOX PCT 006							
Vote for not more than 1							
Nicole D. Sanders.	155	100.00	3	9	141	2	0

ELECTION SUMMARY

WILL COUNTY, ILLINOIS
 GENERAL PRIMARY ELECTION
 MARCH 20, 2018
 REPUBLICAN

OFFICIAL RESULTS

	TOTAL VOTES	%	VOTE BY MAIL	EARLY VOTING	ELECTION DAY	PROVISIONAL	CITY/AURORA (
COMMITTEEMAN NEW LENOX PCT 007							
Vote for not more than 1							
Barbara J. Hermanowicz	100	45.45	7	12	81	0	0
Robert Herling.	120	54.55	3	10	107	0	0
COMMITTEEMAN NEW LENOX PCT 008							
Vote for not more than 1							
Barbara J. Healy	145	66.21	5	22	115	3	0
Simon J. "Bud" Vancina	74	33.79	4	7	62	1	0
COMMITTEEMAN NEW LENOX PCT 009							
Vote for not more than 1							
NO CANDIDATE FILED	0		0	0	0	0	0
WRITE-IN.	37	100.00	0	2	35	0	0
COMMITTEEMAN NEW LENOX PCT 010							
Vote for not more than 1							
Keifer Keigher.	178	100.00	9	47	122	0	0
COMMITTEEMAN NEW LENOX PCT 011							
Vote for not more than 1							
D. Lori Lindberg	175	100.00	12	9	154	0	0
COMMITTEEMAN NEW LENOX PCT 012							
Vote for not more than 1							
Frankie Pretzel	84	60.87	1	7	76	0	0
David N. Smith.	54	39.13	6	4	44	0	0
COMMITTEEMAN NEW LENOX PCT 013							
Vote for not more than 1							
Kathy Hilton	149	100.00	3	18	127	1	0
COMMITTEEMAN NEW LENOX PCT 014							
Vote for not more than 1							
NO CANDIDATE FILED	0		0	0	0	0	0
COMMITTEEMAN NEW LENOX PCT 015							
Vote for not more than 1							
Douglas E. Finnegan	154	100.00	5	29	118	2	0
COMMITTEEMAN NEW LENOX PCT 016							
Vote for not more than 1							
Scott M. Strache	155	100.00	8	17	127	3	0

ELECTION SUMMARY

WILL COUNTY, ILLINOIS
 GENERAL PRIMARY ELECTION
 MARCH 20, 2018
 REPUBLICAN

OFFICIAL RESULTS

	TOTAL VOTES	%	VOTE BY MAIL	EARLY VOTING	ELECTION DAY	PROVISIONAL	CITY/AURORA (
COMMITTEEMAN NEW LENOX PCT 017								
Vote for not more than 1								
Martin J. Boban	173	100.00	10	25	135	3		0
COMMITTEEMAN NEW LENOX PCT 018								
Vote for not more than 1								
Raymond Tuminello.	138	100.00	8	18	112	0		0
COMMITTEEMAN NEW LENOX PCT 019								
Vote for not more than 1								
Chris Kosel.	92	51.98	3	7	82	0		0
Scott A. Halper	85	48.02	1	4	77	3		0
COMMITTEEMAN NEW LENOX PCT 020								
Vote for not more than 1								
Mark Anthony Munizzo.	159	56.38	8	28	121	2		0
Maureen Flanagan Broderick.	123	43.62	6	15	101	1		0
COMMITTEEMAN PEOTONE PCT 001								
Vote for not more than 1								
Natalie "Nat" Murawski	210	100.00	14	0	192	4		0
COMMITTEEMAN PEOTONE PCT 002								
Vote for not more than 1								
Kirsten Steeves	174	100.00	6	0	166	2		0
COMMITTEEMAN PLAINFIELD PCT 001								
Vote for not more than 1								
Anthony "Tony" F. Fremarek.	86	100.00	3	7	73	3		0
COMMITTEEMAN PLAINFIELD PCT 002								
Vote for not more than 1								
NO CANDIDATE FILED	0		0	0	0	0		0
COMMITTEEMAN PLAINFIELD PCT 003								
Vote for not more than 1								
NO CANDIDATE FILED	0		0	0	0	0		0
COMMITTEEMAN PLAINFIELD PCT 004								
Vote for not more than 1								
NO CANDIDATE FILED	0		0	0	0	0		0
COMMITTEEMAN PLAINFIELD PCT 005								
Vote for not more than 1								
NO CANDIDATE FILED	0		0	0	0	0		0

ELECTION SUMMARY

WILL COUNTY, ILLINOIS
 GENERAL PRIMARY ELECTION
 MARCH 20, 2018
 REPUBLICAN

OFFICIAL RESULTS

	TOTAL VOTES	%	VOTE BY MAIL	EARLY VOTING	ELECTION DAY	PROVISIONAL CITY/AURORA (
COMMITTEEMAN PLAINFIELD PCT 006							
Vote for not more than 1							
NO CANDIDATE FILED	0		0	0	0	0	0
COMMITTEEMAN PLAINFIELD PCT 007							
Vote for not more than 1							
NO CANDIDATE FILED	0		0	0	0	0	0
COMMITTEEMAN PLAINFIELD PCT 008							
Vote for not more than 1							
Cally J. Larson	119	100.00	3	7	108	1	0
COMMITTEEMAN PLAINFIELD PCT 009							
Vote for not more than 1							
John F. Argoudelis	132	100.00	11	16	103	2	0
COMMITTEEMAN PLAINFIELD PCT 010							
Vote for not more than 1							
Margaret Bonuchi	118	100.00	9	18	91	0	0
COMMITTEEMAN PLAINFIELD PCT 011							
Vote for not more than 1							
NO CANDIDATE FILED	0		0	0	0	0	0
COMMITTEEMAN PLAINFIELD PCT 012							
Vote for not more than 1							
NO CANDIDATE FILED	0		0	0	0	0	0
COMMITTEEMAN PLAINFIELD PCT 013							
Vote for not more than 1							
Ken Marland.	165	100.00	8	14	142	1	0
COMMITTEEMAN PLAINFIELD PCT 014							
Vote for not more than 1							
Ernest C. Knight	113	100.00	9	13	90	1	0
COMMITTEEMAN PLAINFIELD PCT 015							
Vote for not more than 1							
Dale Fontana	143	100.00	4	16	122	1	0
COMMITTEEMAN PLAINFIELD PCT 016							
Vote for not more than 1							
Nathan Miller	129	100.00	3	11	115	0	0

ELECTION SUMMARY

WILL COUNTY, ILLINOIS
 GENERAL PRIMARY ELECTION
 MARCH 20, 2018
 REPUBLICAN

OFFICIAL RESULTS

	TOTAL VOTES	%	VOTE BY MAIL	EARLY VOTING	ELECTION DAY	PROVISIONAL CITY/AURORA (
COMMITTEEMAN PLAINFIELD PCT 017							
Vote for not more than 1							
NO CANDIDATE FILED	0		0	0	0	0	0
COMMITTEEMAN PLAINFIELD PCT 018							
Vote for not more than 1							
NO CANDIDATE FILED	0		0	0	0	0	0
COMMITTEEMAN PLAINFIELD PCT 019							
Vote for not more than 1							
NO CANDIDATE FILED	0		0	0	0	0	0
COMMITTEEMAN PLAINFIELD PCT 020							
Vote for not more than 1							
NO CANDIDATE FILED	0		0	0	0	0	0
COMMITTEEMAN PLAINFIELD PCT 021							
Vote for not more than 1							
Yvonne L. Bolton	113	100.00	10	14	85	4	0
COMMITTEEMAN PLAINFIELD PCT 022							
Vote for not more than 1							
NO CANDIDATE FILED	0		0	0	0	0	0
COMMITTEEMAN PLAINFIELD PCT 023							
Vote for not more than 1							
NO CANDIDATE FILED	0		0	0	0	0	0
COMMITTEEMAN PLAINFIELD PCT 024							
Vote for not more than 1							
NO CANDIDATE FILED	0		0	0	0	0	0
COMMITTEEMAN PLAINFIELD PCT 025							
Vote for not more than 1							
NO CANDIDATE FILED	0		0	0	0	0	0
COMMITTEEMAN PLAINFIELD PCT 026							
Vote for not more than 1							
NO CANDIDATE FILED	0		0	0	0	0	0
COMMITTEEMAN PLAINFIELD PCT 027							
Vote for not more than 1							
NO CANDIDATE FILED	0		0	0	0	0	0

ELECTION SUMMARY

WILL COUNTY, ILLINOIS
 GENERAL PRIMARY ELECTION
 MARCH 20, 2018
 REPUBLICAN

OFFICIAL RESULTS

	TOTAL VOTES	%	VOTE BY MAIL	EARLY VOTING	ELECTION DAY	PROVISIONAL CITY/AURORA (
COMMITTEEMAN PLAINFIELD PCT 028							
Vote for not more than 1							
NO CANDIDATE FILED	0		0	0	0	0	0
COMMITTEEMAN PLAINFIELD PCT 029							
Vote for not more than 1							
NO CANDIDATE FILED	0		0	0	0	0	0
COMMITTEEMAN PLAINFIELD PCT 030							
Vote for not more than 1							
Noel Acosta.	111	100.00	4	7	98	2	0
COMMITTEEMAN PLAINFIELD PCT 031							
Vote for not more than 1							
NO CANDIDATE FILED	0		0	0	0	0	0
COMMITTEEMAN PLAINFIELD PCT 032							
Vote for not more than 1							
NO CANDIDATE FILED	0		0	0	0	0	0
COMMITTEEMAN PLAINFIELD PCT 033							
Vote for not more than 1							
NO CANDIDATE FILED	0		0	0	0	0	0
COMMITTEEMAN PLAINFIELD PCT 034							
Vote for not more than 1							
NO CANDIDATE FILED	0		0	0	0	0	0
COMMITTEEMAN PLAINFIELD PCT 035							
Vote for not more than 1							
Charles H. "Chuck" Willard.	78	100.00	4	1	72	1	0
COMMITTEEMAN REED PCT 001							
Vote for not more than 1							
NO CANDIDATE FILED	0		0	0	0	0	0
COMMITTEEMAN REED PCT 002							
Vote for not more than 1							
NO CANDIDATE FILED	0		0	0	0	0	0
COMMITTEEMAN REED PCT 003							
Vote for not more than 1							
NO CANDIDATE FILED	0		0	0	0	0	0

ELECTION SUMMARY

WILL COUNTY, ILLINOIS
 GENERAL PRIMARY ELECTION
 MARCH 20, 2018
 REPUBLICAN

OFFICIAL RESULTS

	TOTAL VOTES	%	VOTE BY MAIL	EARLY VOTING	ELECTION DAY	PROVISIONAL CITY/AURORA (
COMMITTEEMAN TROY PCT 001							
Vote for not more than 1							
NO CANDIDATE FILED	0		0	0	0	0	0
COMMITTEEMAN TROY PCT 002							
Vote for not more than 1							
NO CANDIDATE FILED	0		0	0	0	0	0
COMMITTEEMAN TROY PCT 003							
Vote for not more than 1							
NO CANDIDATE FILED	0		0	0	0	0	0
WRITE-IN.	11	100.00	0	1	10	0	0
COMMITTEEMAN TROY PCT 004							
Vote for not more than 1							
NO CANDIDATE FILED	0		0	0	0	0	0
COMMITTEEMAN TROY PCT 005							
Vote for not more than 1							
John F. Kochalka	104	100.00	7	14	82	1	0
COMMITTEEMAN TROY PCT 006							
Vote for not more than 1							
NO CANDIDATE FILED	0		0	0	0	0	0
WRITE-IN.	16	100.00	0	4	12	0	0
COMMITTEEMAN TROY PCT 007							
Vote for not more than 1							
NO CANDIDATE FILED	0		0	0	0	0	0
WRITE-IN.	7	100.00	0	1	6	0	0
COMMITTEEMAN TROY PCT 008							
Vote for not more than 1							
Steve Orlando	158	100.00	13	17	126	2	0
COMMITTEEMAN TROY PCT 009							
Vote for not more than 1							
Kristin Cross	114	100.00	5	9	97	3	0
COMMITTEEMAN TROY PCT 010							
Vote for not more than 1							
JeroId (Jerry) Bene	143	100.00	12	22	106	3	0
COMMITTEEMAN TROY PCT 011							
Vote for not more than 1							
Jim Alaimo	204	100.00	23	26	152	3	0

ELECTION SUMMARY

WILL COUNTY, ILLINOIS
 GENERAL PRIMARY ELECTION
 MARCH 20, 2018
 REPUBLICAN

OFFICIAL RESULTS

	TOTAL VOTES	%	VOTE BY MAIL	EARLY VOTING	ELECTION DAY	PROVISIONAL CITY/AURORA (
COMMITTEEMAN TROY PCT 012							
Vote for not more than 1							
Richard Daniel Keca	128	100.00	15	9	103	1	0
COMMITTEEMAN TROY PCT 013							
Vote for not more than 1							
NO CANDIDATE FILED	0		0	0	0	0	0
WRITE-IN.	29	100.00	5	4	20	0	0
COMMITTEEMAN TROY PCT 014							
Vote for not more than 1							
Joseph D. Baltz	170	100.00	10	22	136	2	0
COMMITTEEMAN TROY PCT 015							
Vote for not more than 1							
Dawn Damiani	150	100.00	9	17	120	4	0
COMMITTEEMAN TROY PCT 016							
Vote for not more than 1							
NO CANDIDATE FILED	0		0	0	0	0	0
COMMITTEEMAN TROY PCT 017							
Vote for not more than 1							
Bryan W. Kopman	174	100.00	11	18	145	0	0
COMMITTEEMAN TROY PCT 018							
Vote for not more than 1							
Orville E. Elza	69	100.00	1	4	61	3	0
COMMITTEEMAN TROY PCT 019							
Vote for not more than 1							
NO CANDIDATE FILED	0		0	0	0	0	0
COMMITTEEMAN TROY PCT 020							
Vote for not more than 1							
Patty T. Kalkanis.	200	100.00	6	33	156	5	0
COMMITTEEMAN TROY PCT 021							
Vote for not more than 1							
Frank S. Cservenyak	181	100.00	3	27	149	2	0
COMMITTEEMAN TROY PCT 022							
Vote for not more than 1							
Owen T. McCarthy	138	100.00	4	9	124	1	0

ELECTION SUMMARY

WILL COUNTY, ILLINOIS
 GENERAL PRIMARY ELECTION
 MARCH 20, 2018
 REPUBLICAN

OFFICIAL RESULTS

	TOTAL VOTES	%	VOTE BY MAIL	EARLY VOTING	ELECTION DAY	PROVISIONAL CITY/AURORA (
COMMITTEEMAN WASHINGTON PCT 001							
Vote for not more than 1							
Stacy Marie Mazurek	133	100.00	8	2	123	0	0
COMMITTEEMAN WASHINGTON PCT 002							
Vote for not more than 1							
NO CANDIDATE FILED	0		0	0	0	0	0
COMMITTEEMAN WASHINGTON PCT 003							
Vote for not more than 1							
NO CANDIDATE FILED	0		0	0	0	0	0
COMMITTEEMAN WESLEY PCT 001							
Vote for not more than 1							
NO CANDIDATE FILED	0		0	0	0	0	0
COMMITTEEMAN WHEATLAND PCT 001							
Vote for not more than 1							
Jacob Snitko	146	100.00	6	18	116	6	0
COMMITTEEMAN WHEATLAND PCT 002							
Vote for not more than 1							
Mike Strick.	157	51.99	11	17	126	3	0
Kenn Miller.	145	48.01	16	24	102	3	0
COMMITTEEMAN WHEATLAND PCT 003							
Vote for not more than 1							
Sean S. Adams	126	100.00	0	20	102	4	0
COMMITTEEMAN WHEATLAND PCT 004							
Vote for not more than 1							
Pavi Agrawal	68	100.00	0	9	56	3	0
COMMITTEEMAN WHEATLAND PCT 005							
Vote for not more than 1							
Andrew W. Fattore.	73	48.03	1	9	62	1	0
Bradford Miller	79	51.97	7	11	61	0	0
COMMITTEEMAN WHEATLAND PCT 006							
Vote for not more than 1							
Scott Bishop	145	67.44	4	25	115	1	0
Stew Lambert	70	32.56	4	8	55	3	0

ELECTION SUMMARY

WILL COUNTY, ILLINOIS
 GENERAL PRIMARY ELECTION
 MARCH 20, 2018
 REPUBLICAN

OFFICIAL RESULTS

	TOTAL VOTES	%	VOTE BY MAIL	EARLY VOTING	ELECTION DAY	PROVISIONAL CITY/AURORA (
COMMITTEEMAN WHEATLAND PCT 007							
Vote for not more than 1							
Stephen Collins	119	67.23	9	16	89	5	0
Sarah Anderson.	58	32.77	0	4	51	3	0
COMMITTEEMAN WHEATLAND PCT 008							
Vote for not more than 1							
Julie Anne Berkowicz.	154	100.00	10	15	125	4	0
COMMITTEEMAN WHEATLAND PCT 009							
Vote for not more than 1							
Kathy Havel.	124	45.42	10	19	88	7	0
Charles "Chuck" Maher	149	54.58	26	16	94	13	0
COMMITTEEMAN WHEATLAND PCT 010							
Vote for not more than 1							
Debra H. Holscher.	144	100.00	10	18	114	2	0
COMMITTEEMAN WHEATLAND PCT 011							
Vote for not more than 1							
Renata Sliva	96	100.00	8	16	72	0	0
COMMITTEEMAN WHEATLAND PCT 012							
Vote for not more than 1							
Catherine Braun Buss.	72	100.00	1	3	67	1	0
COMMITTEEMAN WHEATLAND PCT 013							
Vote for not more than 1							
Alex Tovstanovsky.	144	100.00	5	40	96	3	0
COMMITTEEMAN WHEATLAND PCT 014							
Vote for not more than 1							
Dawn Pelter.	148	100.00	1	19	127	1	0
COMMITTEEMAN WHEATLAND PCT 015							
Vote for not more than 1							
Patrick Jaromin	93	100.00	1	11	79	2	0
COMMITTEEMAN WHEATLAND PCT 016							
Vote for not more than 1							
Susan M. Schaer	161	100.00	5	30	124	2	0
COMMITTEEMAN WHEATLAND PCT 017							
Vote for not more than 1							
Raymond Zamora.	115	100.00	0	17	98	0	0

ELECTION SUMMARY

WILL COUNTY, ILLINOIS
 GENERAL PRIMARY ELECTION
 MARCH 20, 2018
 REPUBLICAN

OFFICIAL RESULTS

	TOTAL VOTES	%	VOTE BY MAIL	EARLY VOTING	ELECTION DAY	PROVISIONAL	CITY/AURORA (
COMMITTEEMAN WHEATLAND PCT 018								
Vote for not more than 1								
Suzanne Hart	150	100.00	2	23	124	1		0
COMMITTEEMAN WHEATLAND PCT 019								
Vote for not more than 1								
Kevin Golden	81	100.00	0	5	76	0		0
COMMITTEEMAN WHEATLAND PCT 020								
Vote for not more than 1								
Kamala L. Martinez	116	84.06	1	11	102	2		0
WRITE-IN.	22	15.94	0	3	17	2		0
COMMITTEEMAN WHEATLAND PCT 021								
Vote for not more than 1								
Chuck Kern	118	100.00	6	18	92	2		0
COMMITTEEMAN WHEATLAND PCT 022								
Vote for not more than 1								
Raquel Mitchell	80	100.00	0	4	76	0		0
COMMITTEEMAN WHEATLAND PCT 023								
Vote for not more than 1								
Michael F. Magee	84	100.00	5	7	71	1		0
COMMITTEEMAN WHEATLAND PCT 024								
Vote for not more than 1								
Roy Pura.	83	100.00	4	1	77	1		0
COMMITTEEMAN WHEATLAND PCT 025								
Vote for not more than 1								
Erika L. Phillips.	68	61.26	2	8	56	2		0
George Nawara	43	38.74	1	4	36	2		0
COMMITTEEMAN WHEATLAND PCT 026								
Vote for not more than 1								
Bill Lamb	156	57.14	10	21	122	3		0
Brenda K. Morse	117	42.86	7	16	94	0		0
COMMITTEEMAN WHEATLAND PCT 027								
Vote for not more than 1								
Eric DiSilvestro	86	100.00	5	13	66	2		0
COMMITTEEMAN WHEATLAND PCT 028								
Vote for not more than 1								
Darren Bennefield.	145	100.00	5	21	118	1		0

ELECTION SUMMARY

WILL COUNTY, ILLINOIS
 GENERAL PRIMARY ELECTION
 MARCH 20, 2018
 REPUBLICAN

OFFICIAL RESULTS

	TOTAL VOTES	%	VOTE BY MAIL	EARLY VOTING	ELECTION DAY	PROVISIONAL	CITY/AURORA (
COMMITTEEMAN WHEATLAND PCT 029							
Vote for not more than 1							
Jeffrey DeRango	141	100.00	5	14	121	1	0
COMMITTEEMAN WHEATLAND PCT 030							
Vote for not more than 1							
Colleen M. Rotkis.	136	100.00	4	16	115	1	0
COMMITTEEMAN WILL PCT 001							
Vote for not more than 1							
Judy Ogalla.	170	100.00	7	0	156	7	0
COMMITTEEMAN WILMINGTON PCT 001							
Vote for not more than 1							
NO CANDIDATE FILED	0		0	0	0	0	0
COMMITTEEMAN WILMINGTON PCT 002							
Vote for not more than 1							
NO CANDIDATE FILED	0		0	0	0	0	0
COMMITTEEMAN WILMINGTON PCT 003							
Vote for not more than 1							
Sherri A. Michaels	111	100.00	8	8	95	0	0
COMMITTEEMAN WILTON PCT 001							
Vote for not more than 1							
Lorenzo G. Rossi	64	39.51	2	1	61	0	0
Brent M. Younghusband	98	60.49	6	3	89	0	0


ELECTION SUMMARY

WILL COUNTY, ILLINOIS
 GENERAL PRIMARY ELECTION
 MARCH 20, 2018
 NONPARTISAN

OFFICIAL RESULTS

	TOTAL VOTES	%	VOTE BY MAIL	EARLY VOTING	ELECTION DAY	PROVISIONAL	CITY/AURORA (
VILLAGE OF ORLAND PARK - PROHIBIT GAMING							
Vote for not more than 1							
YES	32	59.26	17	3	12	0	0
NO.	22	40.74	5	1	12	4	0
VILLAGE OF ORLAND PARK - APPROVE GAMING							
Vote for not more than 1							
YES	19	36.54	6	2	10	1	0
NO.	33	63.46	15	2	13	3	0
WHEATLAND TOWNSHIP REFERENDUM (UNINC)							
Vote for not more than 1							
YES	1,096	82.28	47	179	854	16	0
NO.	236	17.72	18	45	170	3	0
WILTON TOWNSHIP REFERENDUM							
Vote for not more than 1							
YES	113	40.07	3	2	103	5	0
NO.	169	59.93	7	5	155	2	0
FRANKFORT PARK DISTRICT REFERENDUM							
Vote for not more than 1							
YES	2,010	68.58	113	316	1,552	29	0
NO.	921	31.42	38	130	741	12	0
FRANKFORT SQUARE PARK DISTRICT REFERENDUM							
Vote for not more than 1							
YES	1,572	55.06	69	117	1,365	21	0
NO.	1,283	44.94	76	103	1,073	31	0
WHITE OAK LIBRARY REFERENDUM							
Vote for not more than 1							
YES	4,646	46.21	219	402	3,956	69	0
NO.	5,409	53.79	365	528	4,440	76	0
MINOOKA CCSD 201 REFERENDUM							
Vote for not more than 1							
YES	1,207	50.97	47	193	941	26	0
NO.	1,161	49.03	62	205	884	10	0
CUSTER FIRE PROTECTION DISTRICT REFERENDUM							
Vote for not more than 1							
YES	200	57.64	0	6	188	6	0
NO.	147	42.36	0	5	134	8	0

	TOTAL VOTES	%	VOTE BY MAIL	EARLY VOTING	ELECTION DAY	PROVISIONAL CITY/AURORA (
NEW LENOX FIRE PROTECTION DISTRICT REFERENDUM							
Vote for not more than 1							
YES	3,324	48.48	94	381	2,803	46	0
NO.	3,532	51.52	175	411	2,904	42	0
TROY FIRE PROTECTION DISTRICT REFERENDUM							
Vote for not more than 1							
YES	1,405	33.62	55	207	1,120	23	0
NO.	2,774	66.38	159	464	2,113	38	0



REPUBLICAN PARTY

**STATE OF
ILLINOIS
SUMMARY**

	TOTAL PERCENT								TOTAL	PERCENT
01 = REGISTERED VOTERS - TOTAL	431,906								55,517	57.86
02 = BALLOTS CAST - TOTAL	95,945								8	.01
03 = BALLOTS CAST - REPUBLICAN	39,625								790	.82
04 = BALLOTS CAST - FEDERAL REPUBLICAN	5								26	
	05 = BALLOTS CAST - DEMOCRATIC									
	06 = BALLOTS CAST - FEDERAL DEMOCRATIC									
	07 = BALLOTS CAST - NONPARTISAN									
	08 = BALLOTS CAST - BLANK									
	01	02	03	04	05	06	07	08		
0001 CHANNAHON PCT 001	1487	345	190	0	155	0	0	0		
0002 CHANNAHON PCT 002	1694	415	212	0	203	0	0	0		
0003 CHANNAHON PCT 003	1527	381	199	0	182	0	0	0		
0004 CHANNAHON PCT 004	1321	353	190	0	163	0	0	0		
0005 CHANNAHON PCT 005	1562	269	132	0	137	0	0	0		
0006 CRETE PCT 001	1424	346	72	0	274	0	0	0		
0007 CRETE PCT 002	1551	228	69	0	159	0	0	0		
0008 CRETE PCT 003	1438	247	82	0	165	0	0	0		
0009 CRETE PCT 004	1421	363	108	0	254	1	0	0		
0010 CRETE PCT 005	1337	364	83	0	281	0	0	0		
0011 CRETE PCT 006	1403	370	136	0	234	0	0	0		
0012 CRETE PCT 007	1342	412	93	0	319	0	0	0		
0013 CRETE PCT 008	1418	333	111	0	222	0	0	0		
0014 CRETE PCT 009	1274	266	119	0	147	0	0	0		
0015 CRETE PCT 010	1060	197	79	0	118	0	0	0		
0016 CRETE PCT 011	1170	292	180	0	112	0	0	0		
0017 CRETE PCT 012	1156	324	159	0	165	0	0	1		
0018 CUSTER PCT 001	1019	363	220	0	116	0	27	0		
0019 DU PAGE PCT 001	1644	401	158	0	243	0	0	0		
0020 DU PAGE PCT 002	1479	364	167	0	197	0	0	0		
0021 DU PAGE PCT 003	1559	398	193	0	205	0	0	0		
0022 DU PAGE PCT 004	1308	233	92	0	141	0	0	0		
0023 DU PAGE PCT 005	1232	295	102	0	193	0	0	0		
0024 DU PAGE PCT 006	1233	325	93	0	232	0	0	0		
0025 DU PAGE PCT 007	1406	365	179	0	186	0	0	0		
0026 DU PAGE PCT 008	1391	332	86	0	246	0	0	0		
0027 DU PAGE PCT 009	1158	251	79	0	172	0	0	0		
0028 DU PAGE PCT 010	1542	333	68	0	265	0	0	0		
0029 DU PAGE PCT 011	1447	336	84	0	252	0	0	0		
0030 DU PAGE PCT 012	1328	299	101	0	198	0	0	0		
0031 DU PAGE PCT 013	1665	322	79	0	243	0	0	0		
0032 DU PAGE PCT 014	1486	313	94	0	219	0	0	1		
0033 DU PAGE PCT 015	1295	298	94	0	204	0	0	0		
0034 DU PAGE PCT 016	1453	362	104	0	258	0	0	0		
0035 DU PAGE PCT 017	1671	304	85	0	219	0	0	0		
0036 DU PAGE PCT 018	1440	296	96	0	200	0	0	0		
0037 DU PAGE PCT 019	1556	299	84	0	215	0	0	0		
0038 DU PAGE PCT 020	1374	243	49	0	194	0	0	0		
0039 DU PAGE PCT 021	1569	306	93	0	213	0	0	0		
0040 DU PAGE PCT 022	1594	347	118	0	229	0	0	0		
0041 DU PAGE PCT 023	1891	307	81	0	226	0	0	0		
0042 DU PAGE PCT 024	1186	284	80	0	203	0	1	0		
0043 DU PAGE PCT 025	1328	290	75	0	215	0	0	0		
0044 DU PAGE PCT 026	1286	237	85	0	152	0	0	0		
0045 DU PAGE PCT 027	1761	338	64	0	274	0	0	0		
0046 DU PAGE PCT 028	1678	256	73	0	183	0	0	0		
0047 DU PAGE PCT 029	1536	257	63	0	194	0	0	0		
0048 DU PAGE PCT 030	1338	268	50	0	218	0	0	0		
0049 DU PAGE PCT 031	818	189	73	0	116	0	0	0		
0050 DU PAGE PCT 032	1765	340	125	0	207	0	8	0		
0051 DU PAGE PCT 033	1484	296	105	0	189	0	2	0		
0052 DU PAGE PCT 034	1015	380	171	2	200	0	7	0		
0053 DU PAGE PCT 035	1127	144	25	0	117	0	2	0		

	TOTAL	PERCENT		TOTAL	PERCENT
01 = REGISTERED VOTERS - TOTAL	431,906		05 = BALLOTS CAST - DEMOCRATIC	55,517	57.86
02 = BALLOTS CAST - TOTAL	95,945		06 = BALLOTS CAST - FEDERAL DEMOCRATIC	8	.01
03 = BALLOTS CAST - REPUBLICAN	39,625	41.30	07 = BALLOTS CAST - NONPARTISAN	790	.82
04 = BALLOTS CAST - FEDERAL REPUBLICAN	5	.01	08 = BALLOTS CAST - BLANK	26	

(CONTINUED FROM PREVIOUS PAGE)

	01	02	03	04	05	06	07	08
0054 DU PAGE PCT 036	1731	.396	.132	.0	.257	.0	.7	.0
0055 DU PAGE PCT 037	1434	.297	.108	.0	.183	.0	.6	.0
0056 FLORENCE PCT 001	606	.138	.71	.0	.67	.0	.0	.0
0057 FRANKFORT PCT 001	1959	.434	.235	.0	.199	.0	.0	.0
0058 FRANKFORT PCT 002	1548	.382	.200	.0	.179	.0	.3	.0
0059 FRANKFORT PCT 003	1548	.374	.161	.0	.210	.0	.3	.0
0060 FRANKFORT PCT 004	1364	.252	.111	.0	.141	.0	.0	.0
0061 FRANKFORT PCT 005	2067	.445	.218	.0	.227	.0	.0	.0
0062 FRANKFORT PCT 006	1312	.301	.162	.0	.139	.0	.0	.0
0063 FRANKFORT PCT 007	1343	.310	.152	.0	.158	.0	.0	.0
0064 FRANKFORT PCT 008	1679	.320	.146	.0	.174	.0	.0	.0
0065 FRANKFORT PCT 009	1465	.347	.143	.0	.197	.0	.7	.0
0066 FRANKFORT PCT 010	1426	.350	.137	.0	.213	.0	.0	.1
0067 FRANKFORT PCT 011	1788	.387	.207	.0	.180	.0	.0	.0
0068 FRANKFORT PCT 012	1272	.366	.164	.0	.202	.0	.0	.0
0069 FRANKFORT PCT 013	1223	.293	.136	.0	.157	.0	.0	.0
0070 FRANKFORT PCT 014	1443	.338	.136	.0	.198	.0	.4	.0
0071 FRANKFORT PCT 015	1386	.341	.153	.0	.180	.0	.8	.0
0072 FRANKFORT PCT 016	1590	.401	.182	.0	.211	.0	.8	.0
0073 FRANKFORT PCT 017	1996	.452	.273	.0	.179	.0	.0	.0
0074 FRANKFORT PCT 018	1341	.380	.220	.0	.157	.0	.3	.0
0075 FRANKFORT PCT 019	1432	.322	.147	.0	.167	.0	.8	.0
0076 FRANKFORT PCT 020	1505	.363	.198	.0	.161	.0	.4	.0
0077 FRANKFORT PCT 021	1313	.362	.185	.0	.174	.0	.3	.0
0078 FRANKFORT PCT 022	1350	.426	.212	.0	.214	.0	.0	.1
0079 FRANKFORT PCT 023	1293	.339	.203	.1	.134	.0	.1	.0
0080 FRANKFORT PCT 024	1404	.388	.128	.0	.259	.0	.1	.0
0081 FRANKFORT PCT 025	1278	.396	.225	.0	.171	.0	.0	.0
0082 FRANKFORT PCT 026	1386	.376	.215	.0	.160	.0	.1	.0
0083 FRANKFORT PCT 027	1185	.269	.130	.0	.137	.0	.2	.0
0084 FRANKFORT PCT 028	1527	.394	.184	.0	.210	.0	.0	.0
0085 GREEN GARDEN PCT 001	1386	.374	.247	.0	.127	.0	.0	.0
0086 GREEN GARDEN PCT 002	1484	.341	.204	.0	.137	.0	.0	.0
0087 HOMER PCT 001	1312	.331	.184	.0	.146	.1	.0	.0
0088 HOMER PCT 002	1580	.433	.249	.0	.184	.0	.0	.0
0089 HOMER PCT 003	1325	.325	.150	.0	.175	.0	.0	.1
0090 HOMER PCT 004	1491	.412	.238	.0	.174	.0	.0	.0
0091 HOMER PCT 005	1183	.316	.183	.0	.133	.0	.0	.0
0092 HOMER PCT 006	1399	.337	.180	.0	.157	.0	.0	.0
0093 HOMER PCT 007	1436	.319	.153	.0	.166	.0	.0	.0
0094 HOMER PCT 008	1360	.306	.158	.0	.148	.0	.0	.0
0095 HOMER PCT 009	1183	.306	.148	.0	.157	.1	.0	.0
0096 HOMER PCT 010	1623	.371	.174	.0	.197	.0	.0	.0
0097 HOMER PCT 011	1464	.327	.159	.0	.167	.1	.0	.1
0098 HOMER PCT 012	1566	.384	.225	.0	.159	.0	.0	.0
0099 HOMER PCT 013	1429	.303	.145	.0	.158	.0	.0	.0
0100 HOMER PCT 014	2181	.445	.192	.0	.253	.0	.0	.0
0101 HOMER PCT 015	1748	.404	.168	.0	.236	.0	.0	.0
0102 HOMER PCT 016	1321	.300	.142	.0	.158	.0	.0	.0
0103 HOMER PCT 017	1583	.373	.241	.0	.132	.0	.0	.0
0104 HOMER PCT 018	1790	.343	.146	.0	.197	.0	.0	.0
0105 JACKSON PCT 001	1507	.297	.140	.0	.157	.0	.0	.0
0106 JACKSON PCT 002	1389	.306	.150	.0	.156	.0	.0	.0
0107 JOLIET PCT 001	1453	.294	.63	.0	.230	.0	.1	.0

	TOTAL	PERCENT		TOTAL	PERCENT
01 = REGISTERED VOTERS - TOTAL	431,906		05 = BALLOTS CAST - DEMOCRATIC	55,517	57.86
02 = BALLOTS CAST - TOTAL	95,945		06 = BALLOTS CAST - FEDERAL DEMOCRATIC	8	.01
03 = BALLOTS CAST - REPUBLICAN	39,625	41.30	07 = BALLOTS CAST - NONPARTISAN	790	.82
04 = BALLOTS CAST - FEDERAL REPUBLICAN	5	.01	08 = BALLOTS CAST - BLANK	26	

(CONTINUED FROM PREVIOUS PAGE)

	01	02	03	04	05	06	07	08
0108 JOLIET PCT 002	1038	.262	.73	.0	.189	.0	.0	.0
0109 JOLIET PCT 003	955	.210	.59	.0	.151	.0	.0	.1
0110 JOLIET PCT 004	1317	.232	.88	.0	.144	.0	.0	.0
0111 JOLIET PCT 005	1093	.171	.9	.0	.162	.0	.0	.0
0112 JOLIET PCT 006	1302	.139	.5	.0	.134	.0	.0	.0
0113 JOLIET PCT 007	1154	.231	.29	.0	.202	.0	.0	.1
0114 JOLIET PCT 008	1225	.207	.68	.0	.139	.0	.0	.0
0115 JOLIET PCT 009	1351	.190	.51	.0	.139	.0	.0	.0
0116 JOLIET PCT 010	1204	.277	.84	.0	.193	.0	.0	.0
0117 JOLIET PCT 011	1287	.201	.57	.0	.144	.0	.0	.0
0118 JOLIET PCT 012	1405	.167	.32	.0	.135	.0	.0	.0
0119 JOLIET PCT 013	1264	.138	.10	.0	.128	.0	.0	.0
0120 JOLIET PCT 014	1399	.127	.9	.0	.118	.0	.0	.0
0121 JOLIET PCT 015	1317	.146	.37	.0	.109	.0	.0	.0
0122 JOLIET PCT 016	1330	.274	.37	.0	.237	.0	.0	.1
0123 JOLIET PCT 017	1353	.362	.118	.0	.244	.0	.0	.0
0124 JOLIET PCT 018	1318	.473	.188	.0	.285	.0	.0	.0
0125 JOLIET PCT 019	1233	.290	.94	.0	.196	.0	.0	.0
0126 JOLIET PCT 020	1304	.253	.62	.0	.191	.0	.0	.2
0127 JOLIET PCT 021	1450	.340	.120	.0	.220	.0	.0	.0
0128 JOLIET PCT 022	1410	.270	.71	.0	.199	.0	.0	.0
0129 JOLIET PCT 023	1567	.220	.38	.0	.182	.0	.0	.0
0130 JOLIET PCT 024	1209	.198	.53	.0	.145	.0	.0	.0
0131 JOLIET PCT 025	1346	.251	.84	.0	.167	.0	.0	.0
0132 JOLIET PCT 026	1169	.218	.52	.0	.166	.0	.0	.0
0133 JOLIET PCT 027	717	.95	.21	.0	.74	.0	.0	.0
0134 JOLIET PCT 028	1177	.153	.10	.0	.143	.0	.0	.1
0135 JOLIET PCT 029	1328	.213	.40	.0	.173	.0	.0	.0
0136 JOLIET PCT 030	1294	.216	.77	.0	.139	.0	.0	.0
0137 JOLIET PCT 031	1234	.194	.55	.0	.139	.0	.0	.0
0138 JOLIET PCT 032	1151	.194	.7	.0	.187	.0	.0	.0
0139 JOLIET PCT 033	1170	.201	.75	.0	.126	.0	.0	.0
0140 JOLIET PCT 034	1202	.247	.35	.0	.212	.0	.0	.0
0141 JOLIET PCT 035	1351	.312	.48	.0	.264	.0	.0	.0
0142 JOLIET PCT 036	1164	.215	.29	.0	.186	.0	.0	.0
0143 JOLIET PCT 037	1254	.273	.65	.0	.208	.0	.0	.0
0144 LOCKPORT PCT 001	1838	.738	.377	.0	.358	.0	.3	.0
0145 LOCKPORT PCT 002	1740	.349	.99	.0	.245	.0	.5	.0
0146 LOCKPORT PCT 003	1523	.295	.77	.0	.203	.0	.15	.0
0147 LOCKPORT PCT 004	1370	.229	.72	.0	.155	.0	.2	.0
0148 LOCKPORT PCT 005	1374	.351	.178	.0	.169	.0	.4	.1
0149 LOCKPORT PCT 006	1826	.266	.83	.0	.181	.0	.2	.0
0150 LOCKPORT PCT 007	1742	.291	.51	.0	.240	.0	.0	.0
0151 LOCKPORT PCT 008	1557	.253	.27	.1	.224	.0	.1	.0
0152 LOCKPORT PCT 009	2011	.575	.225	.0	.347	.0	.3	.1
0153 LOCKPORT PCT 010	1440	.349	.115	.0	.230	.0	.4	.0
0154 LOCKPORT PCT 011	1477	.355	.122	.0	.219	.0	.14	.0
0155 LOCKPORT PCT 012	1457	.318	.124	.0	.186	.0	.8	.0
0156 LOCKPORT PCT 013	1971	.772	.333	.0	.421	.0	.18	.0
0157 LOCKPORT PCT 014	1321	.281	.127	.0	.148	.0	.6	.0
0158 LOCKPORT PCT 015	1275	.253	.75	.0	.169	.0	.9	.0
0159 LOCKPORT PCT 016	1539	.376	.125	.0	.239	.0	.12	.0
0160 LOCKPORT PCT 017	1435	.463	.173	.0	.280	.0	.10	.0
0161 LOCKPORT PCT 018	1583	.316	.116	.0	.196	.0	.4	.0

	TOTAL	PERCENT		TOTAL	PERCENT
01 = REGISTERED VOTERS - TOTAL	431,906		05 = BALLOTS CAST - DEMOCRATIC	55,517	57.86
02 = BALLOTS CAST - TOTAL	95,945		06 = BALLOTS CAST - FEDERAL DEMOCRATIC	8	.01
03 = BALLOTS CAST - REPUBLICAN	39,625	41.30	07 = BALLOTS CAST - NONPARTISAN	790	.82
04 = BALLOTS CAST - FEDERAL REPUBLICAN	5	.01	08 = BALLOTS CAST - BLANK	26	

(CONTINUED FROM PREVIOUS PAGE)

	01	02	03	04	05	06	07	08
0162 LOCKPORT PCT 019	1319	.433	.163	.0	.260	.0	.10	.0
0163 LOCKPORT PCT 020	1318	.298	.128	.0	.166	.0	.04	.0
0164 LOCKPORT PCT 021	1466	.285	.90	.0	.189	.0	.06	.0
0165 LOCKPORT PCT 022	1218	.288	.95	.0	.187	.0	.06	.0
0166 LOCKPORT PCT 023	1064	.247	.86	.0	.149	.0	.12	.0
0167 LOCKPORT PCT 024	1037	.192	.9	.0	.183	.0	.0	.0
0168 MANHATTAN PCT 001	1536	.286	.130	.0	.156	.0	.0	.0
0169 MANHATTAN PCT 002	1599	.332	.170	.0	.162	.0	.0	.0
0170 MANHATTAN PCT 003	1941	.418	.220	.0	.198	.0	.0	.0
0171 MANHATTAN PCT 004	1457	.262	.116	.0	.146	.0	.0	.0
0172 MONEE PCT 001	1207	.233	.42	.0	.191	.0	.0	.0
0173 MONEE PCT 002	1368	.310	.16	.0	.294	.0	.0	.0
0174 MONEE PCT 003	1427	.332	.132	.0	.200	.0	.0	.0
0175 MONEE PCT 004	1466	.335	.120	.0	.215	.0	.0	.0
0176 MONEE PCT 005	1301	.266	.5	.0	.261	.0	.0	.0
0177 MONEE PCT 006	944	.205	.6	.0	.199	.0	.0	.1
0178 MONEE PCT 007	1260	.322	.8	.0	.314	.0	.0	.0
0179 MONEE PCT 008	1183	.257	.116	.0	.141	.0	.0	.0
0180 NEW LENOX PCT 001	1312	.222	.79	.0	.142	.0	.01	.0
0181 NEW LENOX PCT 002	1324	.345	.206	.0	.135	.0	.04	.0
0182 NEW LENOX PCT 003	1225	.241	.117	.0	.124	.0	.0	.0
0183 NEW LENOX PCT 004	1010	.306	.159	.0	.134	.0	.13	.0
0184 NEW LENOX PCT 005	1295	.391	.204	.0	.169	.0	.18	.0
0185 NEW LENOX PCT 006	1289	.308	.177	.0	.124	.0	.07	.0
0186 NEW LENOX PCT 007	1837	.429	.259	.0	.167	.0	.03	.0
0187 NEW LENOX PCT 008	1616	.413	.238	.0	.163	.0	.12	.0
0188 NEW LENOX PCT 009	1477	.410	.229	.0	.166	.0	.15	.0
0189 NEW LENOX PCT 010	1302	.430	.213	.0	.198	.0	.19	.1
0190 NEW LENOX PCT 011	1444	.435	.221	.0	.198	.0	.16	.1
0191 NEW LENOX PCT 012	1389	.303	.142	.0	.144	.0	.17	.0
0192 NEW LENOX PCT 013	1447	.332	.179	.0	.150	.0	.03	.0
0193 NEW LENOX PCT 014	1927	.545	.253	.0	.274	.0	.18	.0
0194 NEW LENOX PCT 015	1363	.361	.185	.0	.164	.0	.12	.0
0195 NEW LENOX PCT 016	1330	.428	.196	.0	.216	.0	.16	.0
0196 NEW LENOX PCT 017	1498	.368	.204	.0	.157	.0	.07	.0
0197 NEW LENOX PCT 018	1359	.329	.160	.0	.160	.0	.09	.0
0198 NEW LENOX PCT 019	1552	.401	.189	.0	.202	.0	.10	.0
0199 NEW LENOX PCT 020	2054	.533	.304	.0	.220	.0	.09	.0
0200 PEOTONE PCT 001	1470	.390	.265	.0	.125	.0	.0	.0
0201 PEOTONE PCT 002	1532	.306	.205	.0	.101	.0	.0	.0
0202 PLAINFIELD PCT 001	1568	.273	.106	.0	.167	.0	.0	.0
0203 PLAINFIELD PCT 002	1520	.274	.101	.0	.173	.0	.0	.0
0204 PLAINFIELD PCT 003	1330	.300	.160	.0	.139	.1	.0	.0
0205 PLAINFIELD PCT 004	778	.123	.21	.0	.102	.0	.0	.0
0206 PLAINFIELD PCT 005	1433	.207	.72	.0	.135	.0	.0	.0
0207 PLAINFIELD PCT 006	1435	.262	.86	.0	.176	.0	.0	.0
0208 PLAINFIELD PCT 007	1777	.247	.58	.0	.189	.0	.0	.0
0209 PLAINFIELD PCT 008	1512	.323	.135	.0	.188	.0	.0	.0
0210 PLAINFIELD PCT 009	1801	.343	.164	.0	.179	.0	.0	.0
0211 PLAINFIELD PCT 010	1321	.281	.153	.0	.128	.0	.0	.0
0212 PLAINFIELD PCT 011	781	.99	.19	.0	.80	.0	.0	.0
0213 PLAINFIELD PCT 012	1403	.266	.68	.0	.198	.0	.0	.0
0214 PLAINFIELD PCT 013	1720	.406	.190	.0	.216	.0	.0	.0
0215 PLAINFIELD PCT 014	1424	.283	.128	.0	.155	.0	.0	.0

	TOTAL	PERCENT		TOTAL	PERCENT
01 = REGISTERED VOTERS - TOTAL	431,906		05 = BALLOTS CAST - DEMOCRATIC	55,517	57.86
02 = BALLOTS CAST - TOTAL	95,945		06 = BALLOTS CAST - FEDERAL DEMOCRATIC	8	.01
03 = BALLOTS CAST - REPUBLICAN	39,625	41.30	07 = BALLOTS CAST - NONPARTISAN	790	.82
04 = BALLOTS CAST - FEDERAL REPUBLICAN	5	.01	08 = BALLOTS CAST - BLANK	26	

(CONTINUED FROM PREVIOUS PAGE)

	01	02	03	04	05	06	07	08
0216 PLAINFIELD PCT 015	1392	318	162	0	156	0	0	0
0217 PLAINFIELD PCT 016	1444	324	151	0	173	0	0	0
0218 PLAINFIELD PCT 017	1599	228	77	0	151	0	0	0
0219 PLAINFIELD PCT 018	1536	254	86	0	168	0	0	1
0220 PLAINFIELD PCT 019	1414	193	56	0	137	0	0	0
0221 PLAINFIELD PCT 020	1920	293	142	0	151	0	0	0
0222 PLAINFIELD PCT 021	1203	270	127	0	143	0	0	0
0223 PLAINFIELD PCT 022	2019	394	180	0	214	0	0	0
0224 PLAINFIELD PCT 023	1210	229	84	0	145	0	0	0
0225 PLAINFIELD PCT 024	1259	305	139	0	166	0	0	0
0226 PLAINFIELD PCT 025	1578	192	66	0	126	0	0	0
0227 PLAINFIELD PCT 026	1378	152	43	0	109	0	0	0
0228 PLAINFIELD PCT 027	1593	253	69	0	184	0	0	0
0229 PLAINFIELD PCT 028	1522	248	88	0	160	0	0	0
0230 PLAINFIELD PCT 029	1343	232	94	0	138	0	0	0
0231 PLAINFIELD PCT 030	1398	278	118	0	160	0	0	0
0232 PLAINFIELD PCT 031	1309	259	103	0	156	0	0	1
0233 PLAINFIELD PCT 032	1275	225	83	0	142	0	0	0
0234 PLAINFIELD PCT 033	1402	291	119	0	172	0	0	0
0235 PLAINFIELD PCT 034	1119	202	60	1	139	0	2	0
0236 PLAINFIELD PCT 035	1366	277	82	0	195	0	0	0
0237 REED PCT 001	1480	239	115	0	124	0	0	0
0238 REED PCT 002	1481	288	164	0	124	0	0	1
0239 REED PCT 003	1510	274	136	0	138	0	0	0
0240 TROY PCT 001	2153	273	76	0	197	0	0	0
0241 TROY PCT 002	1723	236	64	0	170	0	2	0
0242 TROY PCT 003	1286	296	158	0	138	0	0	0
0243 TROY PCT 004	1317	263	102	0	157	1	3	1
0244 TROY PCT 005	1223	303	112	0	190	0	1	1
0245 TROY PCT 006	920	204	54	0	149	0	1	0
0246 TROY PCT 007	1872	365	151	0	211	0	3	1
0247 TROY PCT 008	2147	451	175	0	275	0	1	0
0248 TROY PCT 009	1283	313	136	0	174	0	3	0
0249 TROY PCT 010	1466	348	169	0	173	0	6	0
0250 TROY PCT 011	1680	488	243	0	245	0	0	0
0251 TROY PCT 012	1450	357	149	0	208	0	0	0
0252 TROY PCT 013	2059	776	348	0	384	0	44	0
0253 TROY PCT 014	1433	430	200	0	206	0	24	0
0254 TROY PCT 015	1497	376	184	0	183	1	8	0
0255 TROY PCT 016	1506	362	107	0	255	0	0	0
0256 TROY PCT 017	1551	451	223	0	211	0	17	0
0257 TROY PCT 018	1233	259	76	0	179	0	4	0
0258 TROY PCT 019	1420	231	49	0	182	0	0	0
0259 TROY PCT 020	1610	547	241	0	253	0	53	0
0260 TROY PCT 021	1344	466	221	0	188	0	57	0
0261 TROY PCT 022	712	252	163	0	83	0	6	0
0262 WASHINGTON PCT 001	1377	311	166	0	145	0	0	0
0263 WASHINGTON PCT 002	1538	296	177	0	119	0	0	0
0264 WASHINGTON PCT 003	1273	260	153	0	107	0	0	0
0265 WESLEY PCT 001	1540	300	171	0	129	0	0	0
0266 WHEATLAND PCT 001	2023	1626	507	0	1114	0	5	0
0267 WHEATLAND PCT 002	1969	626	305	0	321	0	0	1
0268 WHEATLAND PCT 003	1716	277	146	0	131	0	0	0
0269 WHEATLAND PCT 004	2076	320	83	0	237	0	0	0

	TOTAL	PERCENT		TOTAL	PERCENT
01 = REGISTERED VOTERS - TOTAL	431,906		05 = BALLOTS CAST - DEMOCRATIC	55,517	57.86
02 = BALLOTS CAST - TOTAL	95,945		06 = BALLOTS CAST - FEDERAL DEMOCRATIC	8	.01
03 = BALLOTS CAST - REPUBLICAN	39,625	41.30	07 = BALLOTS CAST - NONPARTISAN	790	.82
04 = BALLOTS CAST - FEDERAL REPUBLICAN	5	.01	08 = BALLOTS CAST - BLANK	26	

(CONTINUED FROM PREVIOUS PAGE)

	01	02	03	04	05	06	07	08
0270 WHEATLAND PCT 005	1765	.340	.173	.0	.165	.0	.2	.0
0271 WHEATLAND PCT 006	1337	.408	.227	.0	.178	.0	.3	.0
0272 WHEATLAND PCT 007	1412	.358	.198	.0	.160	.0	.0	.0
0273 WHEATLAND PCT 008	1440	.360	.188	.0	.171	.0	.1	.0
0274 WHEATLAND PCT 009	1701	.536	.283	.0	.253	.0	.0	.0
0275 WHEATLAND PCT 010	1457	.342	.175	.0	.166	.0	.1	.0
0276 WHEATLAND PCT 011	2074	.287	.108	.0	.179	.0	.0	.0
0277 WHEATLAND PCT 012	1523	.229	.88	.0	.141	.0	.0	.0
0278 WHEATLAND PCT 013	1328	.359	.175	.0	.180	.0	.4	.0
0279 WHEATLAND PCT 014	1570	.381	.181	.0	.199	.0	.1	.0
0280 WHEATLAND PCT 015	1497	.270	.115	.0	.155	.0	.0	.0
0281 WHEATLAND PCT 016	1686	.386	.189	.0	.191	.0	.6	.0
0282 WHEATLAND PCT 017	1571	.336	.126	.0	.209	.0	.1	.0
0283 WHEATLAND PCT 018	1555	.359	.193	.0	.164	.0	.2	.0
0284 WHEATLAND PCT 019	1316	.296	.92	.0	.204	.0	.0	.0
0285 WHEATLAND PCT 020	1318	.276	.161	.0	.115	.0	.0	.0
0286 WHEATLAND PCT 021	1269	.312	.136	.0	.176	.0	.0	.0
0287 WHEATLAND PCT 022	1632	.269	.96	.0	.173	.0	.0	.0
0288 WHEATLAND PCT 023	1794	.282	.96	.0	.186	.0	.0	.0
0289 WHEATLAND PCT 024	1375	.227	.104	.0	.122	.1	.0	.1
0290 WHEATLAND PCT 025	1660	.314	.122	.0	.192	.0	.0	.0
0291 WHEATLAND PCT 026	2020	.481	.282	.0	.190	.0	.9	.0
0292 WHEATLAND PCT 027	1932	.354	.92	.0	.262	.0	.0	.1
0293 WHEATLAND PCT 028	1789	.339	.162	.0	.173	.0	.4	.0
0294 WHEATLAND PCT 029	1754	.367	.156	.0	.211	.0	.0	.0
0295 WHEATLAND PCT 030	1623	.313	.149	.0	.164	.0	.0	.0
0296 WILL PCT 001	1195	.254	.190	.0	.64	.0	.0	.0
0297 WILMINGTON PCT 001	1356	.273	.142	.0	.131	.0	.0	.0
0298 WILMINGTON PCT 002	1277	.254	.153	.0	.101	.0	.0	.0
0299 WILMINGTON PCT 003	1396	.250	.136	.0	.114	.0	.0	.0
0300 WILTON PCT 001	616	.286	.183	.0	.71	.0	.32	.0

**For City of Aurora's ballots cast
 and precinct breakdown – refer to
 that section of this book**

GOVERNOR AND LIEUTENANT GOVERNOR

Vote for not more than 1
 01 = Rauner / Sanguinetti
 02 = Ives / Morthland

VOTES PERCENT

18,369 46.83
 20,858 53.17

	01	02
0001 CHANNAHON PCT 001	92	94
0002 CHANNAHON PCT 002	104	104
0003 CHANNAHON PCT 003	73	125
0004 CHANNAHON PCT 004	93	96
0005 CHANNAHON PCT 005	64	67
0006 CRETE PCT 001	36	36
0007 CRETE PCT 002	38	31
0008 CRETE PCT 003	35	46
0009 CRETE PCT 004	47	61
0010 CRETE PCT 005	39	43
0011 CRETE PCT 006	63	72
0012 CRETE PCT 007	38	55
0013 CRETE PCT 008	52	59
0014 CRETE PCT 009	50	69
0015 CRETE PCT 010	42	37
0016 CRETE PCT 011	75	105
0017 CRETE PCT 012	78	80
0018 CUSTER PCT 001	100	112
0019 DU PAGE PCT 001	76	81
0020 DU PAGE PCT 002	87	79
0021 DU PAGE PCT 003	93	99
0022 DU PAGE PCT 004	43	49
0023 DU PAGE PCT 005	43	58
0024 DU PAGE PCT 006	54	39
0025 DU PAGE PCT 007	87	91
0026 DU PAGE PCT 008	31	55
0027 DU PAGE PCT 009	33	46
0028 DU PAGE PCT 010	34	34
0029 DU PAGE PCT 011	34	49
0030 DU PAGE PCT 012	48	50
0031 DU PAGE PCT 013	32	47
0032 DU PAGE PCT 014	52	41
0033 DU PAGE PCT 015	42	52
0034 DU PAGE PCT 016	37	65
0035 DU PAGE PCT 017	46	38
0036 DU PAGE PCT 018	37	57
0037 DU PAGE PCT 019	32	52
0038 DU PAGE PCT 020	28	21
0039 DU PAGE PCT 021	44	49
0040 DU PAGE PCT 022	61	57
0041 DU PAGE PCT 023	41	38
0042 DU PAGE PCT 024	30	50
0043 DU PAGE PCT 025	39	35
0044 DU PAGE PCT 026	41	44
0045 DU PAGE PCT 027	33	29
0046 DU PAGE PCT 028	36	36
0047 DU PAGE PCT 029	20	42
0048 DU PAGE PCT 030	21	29
0049 DU PAGE PCT 031	32	39
0050 DU PAGE PCT 032	67	56
0051 DU PAGE PCT 033	59	44
0052 DU PAGE PCT 034	97	74
0053 DU PAGE PCT 035	8	16

**For City of Aurora's ballots cast
 and precinct breakdown – refer to
 that section of this book**

GOVERNOR AND LIEUTENANT GOVERNOR

VOTES PERCENT

Vote for not more than 1
01 = Rauner / Sanguinetti
02 = Ives / Morthland

18,369 46.83
20,858 53.17

(CONTINUED FROM PREVIOUS PAGE)

01 02

0054 DU PAGE PCT 036	49	82
0055 DU PAGE PCT 037	52	55
0056 FLORENCE PCT 001	39	31
0057 FRANKFORT PCT 001	103	130
0058 FRANKFORT PCT 002	92	107
0059 FRANKFORT PCT 003	83	77
0060 FRANKFORT PCT 004	46	64
0061 FRANKFORT PCT 005	89	126
0062 FRANKFORT PCT 006	62	99
0063 FRANKFORT PCT 007	68	83
0064 FRANKFORT PCT 008	64	82
0065 FRANKFORT PCT 009	59	83
0066 FRANKFORT PCT 010	71	64
0067 FRANKFORT PCT 011	107	98
0068 FRANKFORT PCT 012	69	93
0069 FRANKFORT PCT 013	63	73
0070 FRANKFORT PCT 014	54	82
0071 FRANKFORT PCT 015	55	93
0072 FRANKFORT PCT 016	84	96
0073 FRANKFORT PCT 017	105	167
0074 FRANKFORT PCT 018	123	96
0075 FRANKFORT PCT 019	68	76
0076 FRANKFORT PCT 020	93	100
0077 FRANKFORT PCT 021	90	95
0078 FRANKFORT PCT 022	109	100
0079 FRANKFORT PCT 023	104	97
0080 FRANKFORT PCT 024	52	68
0081 FRANKFORT PCT 025	116	106
0082 FRANKFORT PCT 026	111	101
0083 FRANKFORT PCT 027	68	59
0084 FRANKFORT PCT 028	81	101
0085 GREEN GARDEN PCT 001	108	137
0086 GREEN GARDEN PCT 002	86	118
0087 HOMER PCT 001	81	103
0088 HOMER PCT 002	117	131
0089 HOMER PCT 003	67	82
0090 HOMER PCT 004	102	134
0091 HOMER PCT 005	89	92
0092 HOMER PCT 006	98	78
0093 HOMER PCT 007	56	97
0094 HOMER PCT 008	69	87
0095 HOMER PCT 009	61	86
0096 HOMER PCT 010	91	81
0097 HOMER PCT 011	80	77
0098 HOMER PCT 012	101	122
0099 HOMER PCT 013	61	83
0100 HOMER PCT 014	95	97
0101 HOMER PCT 015	79	89
0102 HOMER PCT 016	76	65
0103 HOMER PCT 017	100	141
0104 HOMER PCT 018	60	85
0105 JACKSON PCT 001	53	86
0106 JACKSON PCT 002	59	90
0107 JOLIET PCT 001	28	35

GOVERNOR AND LIEUTENANT GOVERNOR

Vote for not more than 1
 01 = Rauner / Sanguinetti
 02 = Ives / Morthland

VOTES PERCENT
 18,369 46.83
 20,858 53.17

(CONTINUED FROM PREVIOUS PAGE)

	01	02
0108 JOLIET PCT 002	32	41
0109 JOLIET PCT 003	33	26
0110 JOLIET PCT 004	43	41
0111 JOLIET PCT 005	1	8
0112 JOLIET PCT 006	2	3
0113 JOLIET PCT 007	11	17
0114 JOLIET PCT 008	24	44
0115 JOLIET PCT 009	16	34
0116 JOLIET PCT 010	36	48
0117 JOLIET PCT 011	22	33
0118 JOLIET PCT 012	19	13
0119 JOLIET PCT 013	3	7
0120 JOLIET PCT 014	6	3
0121 JOLIET PCT 015	21	16
0122 JOLIET PCT 016	20	17
0123 JOLIET PCT 017	51	65
0124 JOLIET PCT 018	77	108
0125 JOLIET PCT 019	34	54
0126 JOLIET PCT 020	25	35
0127 JOLIET PCT 021	56	63
0128 JOLIET PCT 022	37	34
0129 JOLIET PCT 023	20	17
0130 JOLIET PCT 024	21	32
0131 JOLIET PCT 025	45	38
0132 JOLIET PCT 026	25	27
0133 JOLIET PCT 027	8	11
0134 JOLIET PCT 028	4	6
0135 JOLIET PCT 029	26	14
0136 JOLIET PCT 030	45	32
0137 JOLIET PCT 031	26	29
0138 JOLIET PCT 032	6	1
0139 JOLIET PCT 033	37	37
0140 JOLIET PCT 034	12	21
0141 JOLIET PCT 035	30	17
0142 JOLIET PCT 036	13	16
0143 JOLIET PCT 037	29	36
0144 LOCKPORT PCT 001	207	166
0145 LOCKPORT PCT 002	57	42
0146 LOCKPORT PCT 003	48	29
0147 LOCKPORT PCT 004	31	38
0148 LOCKPORT PCT 005	97	75
0149 LOCKPORT PCT 006	36	47
0150 LOCKPORT PCT 007	23	28
0151 LOCKPORT PCT 008	15	12
0152 LOCKPORT PCT 009	109	115
0153 LOCKPORT PCT 010	52	63
0154 LOCKPORT PCT 011	49	70
0155 LOCKPORT PCT 012	63	61
0156 LOCKPORT PCT 013	174	153
0157 LOCKPORT PCT 014	59	66
0158 LOCKPORT PCT 015	40	35
0159 LOCKPORT PCT 016	66	58
0160 LOCKPORT PCT 017	76	96
0161 LOCKPORT PCT 018	47	69

GOVERNOR AND LIEUTENANT GOVERNOR

VOTES PERCENT

Vote for not more than 1
 01 = Rauner / Sanguinetti
 02 = Ives / Morthland

18,369 46.83
 20,858 53.17

(CONTINUED FROM PREVIOUS PAGE)

 01 02

0162 LOCKPORT PCT 019	104	58
0163 LOCKPORT PCT 020	57	71
0164 LOCKPORT PCT 021	53	34
0165 LOCKPORT PCT 022	47	48
0166 LOCKPORT PCT 023	40	45
0167 LOCKPORT PCT 024	3	5
0168 MANHATTAN PCT 001	55	73
0169 MANHATTAN PCT 002	62	107
0170 MANHATTAN PCT 003	102	118
0171 MANHATTAN PCT 004	46	67
0172 MONEE PCT 001	23	18
0173 MONEE PCT 002	8	8
0174 MONEE PCT 003	57	71
0175 MONEE PCT 004	57	60
0176 MONEE PCT 005	3	2
0177 MONEE PCT 006	2	4
0178 MONEE PCT 007	3	5
0179 MONEE PCT 008	40	76
0180 NEW LENOX PCT 001	30	48
0181 NEW LENOX PCT 002	100	100
0182 NEW LENOX PCT 003	53	64
0183 NEW LENOX PCT 004	82	74
0184 NEW LENOX PCT 005	89	113
0185 NEW LENOX PCT 006	72	103
0186 NEW LENOX PCT 007	109	148
0187 NEW LENOX PCT 008	105	131
0188 NEW LENOX PCT 009	104	125
0189 NEW LENOX PCT 010	132	78
0190 NEW LENOX PCT 011	98	123
0191 NEW LENOX PCT 012	55	84
0192 NEW LENOX PCT 013	76	101
0193 NEW LENOX PCT 014	126	126
0194 NEW LENOX PCT 015	86	98
0195 NEW LENOX PCT 016	86	109
0196 NEW LENOX PCT 017	91	111
0197 NEW LENOX PCT 018	77	80
0198 NEW LENOX PCT 019	86	100
0199 NEW LENOX PCT 020	147	157
0200 PEOTONE PCT 001	94	168
0201 PEOTONE PCT 002	81	124
0202 PLAINFIELD PCT 001	45	61
0203 PLAINFIELD PCT 002	31	70
0204 PLAINFIELD PCT 003	65	95
0205 PLAINFIELD PCT 004	11	10
0206 PLAINFIELD PCT 005	33	37
0207 PLAINFIELD PCT 006	26	59
0208 PLAINFIELD PCT 007	21	37
0209 PLAINFIELD PCT 008	45	90
0210 PLAINFIELD PCT 009	78	85
0211 PLAINFIELD PCT 010	64	87
0212 PLAINFIELD PCT 011	6	13
0213 PLAINFIELD PCT 012	26	42
0214 PLAINFIELD PCT 013	88	101
0215 PLAINFIELD PCT 014	69	59

GOVERNOR AND LIEUTENANT GOVERNOR

VOTES PERCENT

Vote for not more than 1
 01 = Rauner / Sanguinetti
 02 = Ives / Morthland

18,369 46.83
 20,858 53.17

(CONTINUED FROM PREVIOUS PAGE)

	01	02
0216 PLAINFIELD PCT 015	59	103
0217 PLAINFIELD PCT 016	63	86
0218 PLAINFIELD PCT 017	34	43
0219 PLAINFIELD PCT 018	39	45
0220 PLAINFIELD PCT 019	20	36
0221 PLAINFIELD PCT 020	63	77
0222 PLAINFIELD PCT 021	57	70
0223 PLAINFIELD PCT 022	86	94
0224 PLAINFIELD PCT 023	36	48
0225 PLAINFIELD PCT 024	80	57
0226 PLAINFIELD PCT 025	29	37
0227 PLAINFIELD PCT 026	20	23
0228 PLAINFIELD PCT 027	30	39
0229 PLAINFIELD PCT 028	34	54
0230 PLAINFIELD PCT 029	40	52
0231 PLAINFIELD PCT 030	58	60
0232 PLAINFIELD PCT 031	48	55
0233 PLAINFIELD PCT 032	32	51
0234 PLAINFIELD PCT 033	48	70
0235 PLAINFIELD PCT 034	19	39
0236 PLAINFIELD PCT 035	31	50
0237 REED PCT 001	56	59
0238 REED PCT 002	84	78
0239 REED PCT 003	63	73
0240 TROY PCT 001	35	41
0241 TROY PCT 002	31	33
0242 TROY PCT 003	81	77
0243 TROY PCT 004	37	65
0244 TROY PCT 005	52	58
0245 TROY PCT 006	23	31
0246 TROY PCT 007	68	80
0247 TROY PCT 008	73	98
0248 TROY PCT 009	51	85
0249 TROY PCT 010	81	86
0250 TROY PCT 011	125	116
0251 TROY PCT 012	74	72
0252 TROY PCT 013	185	156
0253 TROY PCT 014	116	83
0254 TROY PCT 015	77	105
0255 TROY PCT 016	58	48
0256 TROY PCT 017	109	111
0257 TROY PCT 018	31	43
0258 TROY PCT 019	23	25
0259 TROY PCT 020	106	132
0260 TROY PCT 021	109	106
0261 TROY PCT 022	75	83
0262 WASHINGTON PCT 001	96	69
0263 WASHINGTON PCT 002	86	91
0264 WASHINGTON PCT 003	85	68
0265 WESLEY PCT 001	82	87
0266 WHEATLAND PCT 001	204	301
0267 WHEATLAND PCT 002	153	149
0268 WHEATLAND PCT 003	79	67
0269 WHEATLAND PCT 004	33	49

VOTES PERCENT

GOVERNOR AND LIEUTENANT GOVERNOR

Vote for not more than 1
01 = Rauner / Sanguinetti
02 = Ives / Morthland

18,369 46.83
20,858 53.17

(CONTINUED FROM PREVIOUS PAGE)

	01	02
0270 WHEATLAND PCT 005	100	73
0271 WHEATLAND PCT 006	101	122
0272 WHEATLAND PCT 007	92	105
0273 WHEATLAND PCT 008	92	93
0274 WHEATLAND PCT 009	126	144
0275 WHEATLAND PCT 010	88	82
0276 WHEATLAND PCT 011	51	57
0277 WHEATLAND PCT 012	46	42
0278 WHEATLAND PCT 013	82	89
0279 WHEATLAND PCT 014	88	91
0280 WHEATLAND PCT 015	48	65
0281 WHEATLAND PCT 016	100	88
0282 WHEATLAND PCT 017	62	64
0283 WHEATLAND PCT 018	112	81
0284 WHEATLAND PCT 019	39	52
0285 WHEATLAND PCT 020	98	59
0286 WHEATLAND PCT 021	64	71
0287 WHEATLAND PCT 022	46	48
0288 WHEATLAND PCT 023	45	50
0289 WHEATLAND PCT 024	55	48
0290 WHEATLAND PCT 025	58	64
0291 WHEATLAND PCT 026	137	143
0292 WHEATLAND PCT 027	54	37
0293 WHEATLAND PCT 028	67	93
0294 WHEATLAND PCT 029	58	98
0295 WHEATLAND PCT 030	65	84
0296 WILL PCT 001	74	115
0297 WILMINGTON PCT 001	63	74
0298 WILMINGTON PCT 002	62	90
0299 WILMINGTON PCT 003	80	54
0300 WILTON PCT 001	72	107

VOTES PERCENT

ATTORNEY GENERAL

Vote for not more than 1

01 = Erika Harold

02 = Gary Grasso

20,318 55.02
16,611 44.98

01 02

0001 CHANNAHON PCT 001	99	76
0002 CHANNAHON PCT 002	97	96
0003 CHANNAHON PCT 003	107	74
0004 CHANNAHON PCT 004	83	95
0005 CHANNAHON PCT 005	65	62
0006 CRETE PCT 001	31	40
0007 CRETE PCT 002	35	33
0008 CRETE PCT 003	46	31
0009 CRETE PCT 004	45	53
0010 CRETE PCT 005	42	37
0011 CRETE PCT 006	47	79
0012 CRETE PCT 007	39	53
0013 CRETE PCT 008	43	64
0014 CRETE PCT 009	46	69
0015 CRETE PCT 010	37	39
0016 CRETE PCT 011	67	102
0017 CRETE PCT 012	75	76
0018 CUSTER PCT 001	101	89
0019 DU PAGE PCT 001	84	59
0020 DU PAGE PCT 002	95	61
0021 DU PAGE PCT 003	103	77
0022 DU PAGE PCT 004	50	36
0023 DU PAGE PCT 005	56	42
0024 DU PAGE PCT 006	50	38
0025 DU PAGE PCT 007	98	73
0026 DU PAGE PCT 008	42	39
0027 DU PAGE PCT 009	41	35
0028 DU PAGE PCT 010	31	33
0029 DU PAGE PCT 011	48	33
0030 DU PAGE PCT 012	50	42
0031 DU PAGE PCT 013	38	37
0032 DU PAGE PCT 014	50	38
0033 DU PAGE PCT 015	51	41
0034 DU PAGE PCT 016	59	39
0035 DU PAGE PCT 017	43	37
0036 DU PAGE PCT 018	49	39
0037 DU PAGE PCT 019	39	37
0038 DU PAGE PCT 020	27	22
0039 DU PAGE PCT 021	45	42
0040 DU PAGE PCT 022	57	57
0041 DU PAGE PCT 023	50	27
0042 DU PAGE PCT 024	35	41
0043 DU PAGE PCT 025	39	34
0044 DU PAGE PCT 026	44	40
0045 DU PAGE PCT 027	39	22
0046 DU PAGE PCT 028	35	34
0047 DU PAGE PCT 029	46	15
0048 DU PAGE PCT 030	27	22
0049 DU PAGE PCT 031	40	29
0050 DU PAGE PCT 032	62	56
0051 DU PAGE PCT 033	46	54
0052 DU PAGE PCT 034	87	79
0053 DU PAGE PCT 035	16	6
0054 DU PAGE PCT 036	62	58

**For City of Aurora's ballots cast
and precinct breakdown – refer to
that section of this book**

VOTES PERCENT

ATTORNEY GENERAL

Vote for not more than 1

01 = Erika Harold

02 = Gary Grasso

20,318 55.02

16,611 44.98

(CONTINUED FROM PREVIOUS PAGE)

 01 02

0055 DU PAGE PCT 037	58	41
0056 FLORENCE PCT 001	35	29
0057 FRANKFORT PCT 001	115	107
0058 FRANKFORT PCT 002	106	78
0059 FRANKFORT PCT 003	88	61
0060 FRANKFORT PCT 004	59	48
0061 FRANKFORT PCT 005	113	97
0062 FRANKFORT PCT 006	81	70
0063 FRANKFORT PCT 007	78	63
0064 FRANKFORT PCT 008	70	71
0065 FRANKFORT PCT 009	71	59
0066 FRANKFORT PCT 010	76	48
0067 FRANKFORT PCT 011	105	87
0068 FRANKFORT PCT 012	82	69
0069 FRANKFORT PCT 013	72	56
0070 FRANKFORT PCT 014	67	62
0071 FRANKFORT PCT 015	80	62
0072 FRANKFORT PCT 016	83	78
0073 FRANKFORT PCT 017	142	114
0074 FRANKFORT PCT 018	111	91
0075 FRANKFORT PCT 019	77	63
0076 FRANKFORT PCT 020	97	82
0077 FRANKFORT PCT 021	103	71
0078 FRANKFORT PCT 022	108	81
0079 FRANKFORT PCT 023	104	74
0080 FRANKFORT PCT 024	60	53
0081 FRANKFORT PCT 025	103	97
0082 FRANKFORT PCT 026	118	70
0083 FRANKFORT PCT 027	57	58
0084 FRANKFORT PCT 028	100	68
0085 GREEN GARDEN PCT 001	123	110
0086 GREEN GARDEN PCT 002	83	107
0087 HOMER PCT 001	94	77
0088 HOMER PCT 002	126	101
0089 HOMER PCT 003	72	63
0090 HOMER PCT 004	114	112
0091 HOMER PCT 005	96	79
0092 HOMER PCT 006	100	74
0093 HOMER PCT 007	62	76
0094 HOMER PCT 008	81	72
0095 HOMER PCT 009	66	72
0096 HOMER PCT 010	102	55
0097 HOMER PCT 011	75	75
0098 HOMER PCT 012	108	97
0099 HOMER PCT 013	65	69
0100 HOMER PCT 014	92	87
0101 HOMER PCT 015	97	68
0102 HOMER PCT 016	80	50
0103 HOMER PCT 017	125	95
0104 HOMER PCT 018	70	66
0105 JACKSON PCT 001	68	60
0106 JACKSON PCT 002	82	63
0107 JOLIET PCT 001	32	26
0108 JOLIET PCT 002	45	25

VOTES PERCENT

ATTORNEY GENERAL

Vote for not more than 1

01 = Erika Harold

02 = Gary Grasso

20,318 55.02
 16,611 44.98

(CONTINUED FROM PREVIOUS PAGE)

	01	02
0109 JOLIET PCT 003	31	24
0110 JOLIET PCT 004	33	48
0111 JOLIET PCT 005	6	2
0112 JOLIET PCT 006	2	3
0113 JOLIET PCT 007	16	11
0114 JOLIET PCT 008	32	31
0115 JOLIET PCT 009	19	28
0116 JOLIET PCT 010	35	37
0117 JOLIET PCT 011	28	28
0118 JOLIET PCT 012	18	13
0119 JOLIET PCT 013	6	3
0120 JOLIET PCT 014	6	3
0121 JOLIET PCT 015	19	17
0122 JOLIET PCT 016	21	15
0123 JOLIET PCT 017	66	48
0124 JOLIET PCT 018	93	78
0125 JOLIET PCT 019	34	54
0126 JOLIET PCT 020	29	31
0127 JOLIET PCT 021	64	52
0128 JOLIET PCT 022	33	36
0129 JOLIET PCT 023	16	17
0130 JOLIET PCT 024	32	19
0131 JOLIET PCT 025	45	33
0132 JOLIET PCT 026	24	26
0133 JOLIET PCT 027	8	11
0134 JOLIET PCT 028	4	6
0135 JOLIET PCT 029	22	17
0136 JOLIET PCT 030	33	40
0137 JOLIET PCT 031	23	28
0138 JOLIET PCT 032	3	4
0139 JOLIET PCT 033	34	34
0140 JOLIET PCT 034	18	12
0141 JOLIET PCT 035	26	21
0142 JOLIET PCT 036	19	9
0143 JOLIET PCT 037	21	40
0144 LOCKPORT PCT 001	215	153
0145 LOCKPORT PCT 002	43	49
0146 LOCKPORT PCT 003	46	27
0147 LOCKPORT PCT 004	25	39
0148 LOCKPORT PCT 005	86	75
0149 LOCKPORT PCT 006	39	39
0150 LOCKPORT PCT 007	25	25
0151 LOCKPORT PCT 008	16	11
0152 LOCKPORT PCT 009	120	96
0153 LOCKPORT PCT 010	62	44
0154 LOCKPORT PCT 011	68	40
0155 LOCKPORT PCT 012	63	48
0156 LOCKPORT PCT 013	182	135
0157 LOCKPORT PCT 014	65	57
0158 LOCKPORT PCT 015	34	37
0159 LOCKPORT PCT 016	65	50
0160 LOCKPORT PCT 017	91	70
0161 LOCKPORT PCT 018	45	63
0162 LOCKPORT PCT 019	85	69

VOTES PERCENT

ATTORNEY GENERAL

Vote for not more than 1

01 = Erika Harold

20,318 55.02

02 = Gary Grasso

16,611 44.98

(CONTINUED FROM PREVIOUS PAGE)

01 02

0163 LOCKPORT PCT 020	70	49
0164 LOCKPORT PCT 021	40	42
0165 LOCKPORT PCT 022	45	43
0166 LOCKPORT PCT 023	36	41
0167 LOCKPORT PCT 024	3	4
0168 MANHATTAN PCT 001	67	53
0169 MANHATTAN PCT 002	82	70
0170 MANHATTAN PCT 003	122	87
0171 MANHATTAN PCT 004	59	49
0172 MONEE PCT 001	23	18
0173 MONEE PCT 002	10	5
0174 MONEE PCT 003	60	59
0175 MONEE PCT 004	70	42
0176 MONEE PCT 005	3	2
0177 MONEE PCT 006	4	2
0178 MONEE PCT 007	5	3
0179 MONEE PCT 008	59	48
0180 NEW LENOX PCT 001	33	43
0181 NEW LENOX PCT 002	97	92
0182 NEW LENOX PCT 003	53	54
0183 NEW LENOX PCT 004	70	68
0184 NEW LENOX PCT 005	103	78
0185 NEW LENOX PCT 006	75	88
0186 NEW LENOX PCT 007	125	117
0187 NEW LENOX PCT 008	125	97
0188 NEW LENOX PCT 009	111	98
0189 NEW LENOX PCT 010	108	85
0190 NEW LENOX PCT 011	102	95
0191 NEW LENOX PCT 012	71	59
0192 NEW LENOX PCT 013	84	82
0193 NEW LENOX PCT 014	123	110
0194 NEW LENOX PCT 015	83	83
0195 NEW LENOX PCT 016	88	92
0196 NEW LENOX PCT 017	101	86
0197 NEW LENOX PCT 018	89	53
0198 NEW LENOX PCT 019	103	72
0199 NEW LENOX PCT 020	136	147
0200 PEOTONE PCT 001	116	131
0201 PEOTONE PCT 002	110	86
0202 PLAINFIELD PCT 001	63	39
0203 PLAINFIELD PCT 002	53	45
0204 PLAINFIELD PCT 003	90	66
0205 PLAINFIELD PCT 004	14	7
0206 PLAINFIELD PCT 005	41	30
0207 PLAINFIELD PCT 006	52	29
0208 PLAINFIELD PCT 007	25	28
0209 PLAINFIELD PCT 008	77	54
0210 PLAINFIELD PCT 009	84	68
0211 PLAINFIELD PCT 010	90	57
0212 PLAINFIELD PCT 011	9	10
0213 PLAINFIELD PCT 012	34	34
0214 PLAINFIELD PCT 013	98	82
0215 PLAINFIELD PCT 014	64	58
0216 PLAINFIELD PCT 015	96	60

VOTES PERCENT

ATTORNEY GENERAL

Vote for not more than 1

01 = Erika Harold	20,318	55.02
02 = Gary Grasso	16,611	44.98

(CONTINUED FROM PREVIOUS PAGE)

	01	02
0217 PLAINFIELD PCT 016	80	66
0218 PLAINFIELD PCT 017	34	40
0219 PLAINFIELD PCT 018	38	44
0220 PLAINFIELD PCT 019	26	27
0221 PLAINFIELD PCT 020	73	63
0222 PLAINFIELD PCT 021	51	69
0223 PLAINFIELD PCT 022	105	69
0224 PLAINFIELD PCT 023	37	41
0225 PLAINFIELD PCT 024	74	59
0226 PLAINFIELD PCT 025	31	34
0227 PLAINFIELD PCT 026	20	21
0228 PLAINFIELD PCT 027	31	36
0229 PLAINFIELD PCT 028	38	43
0230 PLAINFIELD PCT 029	45	48
0231 PLAINFIELD PCT 030	62	53
0232 PLAINFIELD PCT 031	55	43
0233 PLAINFIELD PCT 032	56	24
0234 PLAINFIELD PCT 033	56	60
0235 PLAINFIELD PCT 034	26	32
0236 PLAINFIELD PCT 035	40	40
0237 REED PCT 001	70	43
0238 REED PCT 002	89	71
0239 REED PCT 003	71	60
0240 TROY PCT 001	37	35
0241 TROY PCT 002	38	21
0242 TROY PCT 003	84	63
0243 TROY PCT 004	50	46
0244 TROY PCT 005	47	62
0245 TROY PCT 006	22	27
0246 TROY PCT 007	78	64
0247 TROY PCT 008	94	69
0248 TROY PCT 009	64	62
0249 TROY PCT 010	81	77
0250 TROY PCT 011	116	98
0251 TROY PCT 012	75	65
0252 TROY PCT 013	177	139
0253 TROY PCT 014	111	72
0254 TROY PCT 015	85	89
0255 TROY PCT 016	50	49
0256 TROY PCT 017	104	95
0257 TROY PCT 018	41	32
0258 TROY PCT 019	30	14
0259 TROY PCT 020	129	94
0260 TROY PCT 021	122	69
0261 TROY PCT 022	71	79
0262 WASHINGTON PCT 001	75	82
0263 WASHINGTON PCT 002	89	81
0264 WASHINGTON PCT 003	84	57
0265 WESLEY PCT 001	87	75
0266 WHEATLAND PCT 001	323	156
0267 WHEATLAND PCT 002	174	114
0268 WHEATLAND PCT 003	87	51
0269 WHEATLAND PCT 004	43	34
0270 WHEATLAND PCT 005	106	53

VOTES PERCENT

ATTORNEY GENERAL

Vote for not more than 1

01 = Erika Harold

02 = Gary Grasso

20,318 55.02

16,611 44.98

(CONTINUED FROM PREVIOUS PAGE)

	01	02
0271 WHEATLAND PCT 006	143	69
0272 WHEATLAND PCT 007	133	52
0273 WHEATLAND PCT 008	110	58
0274 WHEATLAND PCT 009	178	74
0275 WHEATLAND PCT 010	103	56
0276 WHEATLAND PCT 011	51	50
0277 WHEATLAND PCT 012	48	30
0278 WHEATLAND PCT 013	97	59
0279 WHEATLAND PCT 014	128	40
0280 WHEATLAND PCT 015	67	43
0281 WHEATLAND PCT 016	93	82
0282 WHEATLAND PCT 017	73	43
0283 WHEATLAND PCT 018	102	72
0284 WHEATLAND PCT 019	54	33
0285 WHEATLAND PCT 020	90	51
0286 WHEATLAND PCT 021	93	34
0287 WHEATLAND PCT 022	49	43
0288 WHEATLAND PCT 023	58	32
0289 WHEATLAND PCT 024	60	37
0290 WHEATLAND PCT 025	77	42
0291 WHEATLAND PCT 026	167	105
0292 WHEATLAND PCT 027	58	27
0293 WHEATLAND PCT 028	80	75
0294 WHEATLAND PCT 029	80	72
0295 WHEATLAND PCT 030	85	56
0296 WILL PCT 001	89	86
0297 WILMINGTON PCT 001	75	50
0298 WILMINGTON PCT 002	80	63
0299 WILMINGTON PCT 003	65	62
0300 WILTON PCT 001	86	70

SECRETARY OF STATE

Vote for not more than 1
01 = Jason Helland

VOTES PERCENT
34,342 100.00

01

0001 CHANNAHON PCT 001	165
0002 CHANNAHON PCT 002	187
0003 CHANNAHON PCT 003	165
0004 CHANNAHON PCT 004	168
0005 CHANNAHON PCT 005	119
0006 CRETE PCT 001	63
0007 CRETE PCT 002	60
0008 CRETE PCT 003	71
0009 CRETE PCT 004	90
0010 CRETE PCT 005	67
0011 CRETE PCT 006	121
0012 CRETE PCT 007	84
0013 CRETE PCT 008	101
0014 CRETE PCT 009	108
0015 CRETE PCT 010	69
0016 CRETE PCT 011	152
0017 CRETE PCT 012	136
0018 CUSTER PCT 001	179
0019 DU PAGE PCT 001	137
0020 DU PAGE PCT 002	147
0021 DU PAGE PCT 003	166
0022 DU PAGE PCT 004	80
0023 DU PAGE PCT 005	87
0024 DU PAGE PCT 006	82
0025 DU PAGE PCT 007	151
0026 DU PAGE PCT 008	75
0027 DU PAGE PCT 009	69
0028 DU PAGE PCT 010	58
0029 DU PAGE PCT 011	70
0030 DU PAGE PCT 012	85
0031 DU PAGE PCT 013	73
0032 DU PAGE PCT 014	82
0033 DU PAGE PCT 015	79
0034 DU PAGE PCT 016	92
0035 DU PAGE PCT 017	76
0036 DU PAGE PCT 018	85
0037 DU PAGE PCT 019	70
0038 DU PAGE PCT 020	44
0039 DU PAGE PCT 021	82
0040 DU PAGE PCT 022	101
0041 DU PAGE PCT 023	73
0042 DU PAGE PCT 024	70
0043 DU PAGE PCT 025	64
0044 DU PAGE PCT 026	73
0045 DU PAGE PCT 027	53
0046 DU PAGE PCT 028	64
0047 DU PAGE PCT 029	58
0048 DU PAGE PCT 030	48
0049 DU PAGE PCT 031	62
0050 DU PAGE PCT 032	114
0051 DU PAGE PCT 033	91
0052 DU PAGE PCT 034	151
0053 DU PAGE PCT 035	22
0054 DU PAGE PCT 036	113
0055 DU PAGE PCT 037	97

**For City of Aurora's ballots cast
and precinct breakdown – refer to
that section of this book**

VOTES PERCENT

SECRETARY OF STATE

Vote for not more than 1
01 = Jason Helland

34,342 100.00

(CONTINUED FROM PREVIOUS PAGE)

01

0056 FLORENCE PCT 001	62
0057 FRANKFORT PCT 001	203
0058 FRANKFORT PCT 002	169
0059 FRANKFORT PCT 003	127
0060 FRANKFORT PCT 004	101
0061 FRANKFORT PCT 005	192
0062 FRANKFORT PCT 006	132
0063 FRANKFORT PCT 007	139
0064 FRANKFORT PCT 008	128
0065 FRANKFORT PCT 009	119
0066 FRANKFORT PCT 010	114
0067 FRANKFORT PCT 011	172
0068 FRANKFORT PCT 012	140
0069 FRANKFORT PCT 013	120
0070 FRANKFORT PCT 014	125
0071 FRANKFORT PCT 015	132
0072 FRANKFORT PCT 016	150
0073 FRANKFORT PCT 017	230
0074 FRANKFORT PCT 018	182
0075 FRANKFORT PCT 019	129
0076 FRANKFORT PCT 020	171
0077 FRANKFORT PCT 021	160
0078 FRANKFORT PCT 022	172
0079 FRANKFORT PCT 023	169
0080 FRANKFORT PCT 024	102
0081 FRANKFORT PCT 025	186
0082 FRANKFORT PCT 026	173
0083 FRANKFORT PCT 027	111
0084 FRANKFORT PCT 028	149
0085 GREEN GARDEN PCT 001	209
0086 GREEN GARDEN PCT 002	180
0087 HOMER PCT 001	166
0088 HOMER PCT 002	199
0089 HOMER PCT 003	125
0090 HOMER PCT 004	209
0091 HOMER PCT 005	161
0092 HOMER PCT 006	162
0093 HOMER PCT 007	132
0094 HOMER PCT 008	138
0095 HOMER PCT 009	119
0096 HOMER PCT 010	148
0097 HOMER PCT 011	140
0098 HOMER PCT 012	191
0099 HOMER PCT 013	125
0100 HOMER PCT 014	162
0101 HOMER PCT 015	155
0102 HOMER PCT 016	120
0103 HOMER PCT 017	198
0104 HOMER PCT 018	131
0105 JACKSON PCT 001	117
0106 JACKSON PCT 002	131
0107 JOLIET PCT 001	56
0108 JOLIET PCT 002	61
0109 JOLIET PCT 003	54
0110 JOLIET PCT 004	71

VOTES PERCENT

SECRETARY OF STATE

Vote for not more than 1
01 = Jason Helland

34,342 100.00

(CONTINUED FROM PREVIOUS PAGE) 01

0111 JOLIET PCT 005	6
0112 JOLIET PCT 006	5
0113 JOLIET PCT 007	27
0114 JOLIET PCT 008	61
0115 JOLIET PCT 009	44
0116 JOLIET PCT 010	66
0117 JOLIET PCT 011	52
0118 JOLIET PCT 012	31
0119 JOLIET PCT 013	7
0120 JOLIET PCT 014	8
0121 JOLIET PCT 015	36
0122 JOLIET PCT 016	35
0123 JOLIET PCT 017	105
0124 JOLIET PCT 018	157
0125 JOLIET PCT 019	86
0126 JOLIET PCT 020	54
0127 JOLIET PCT 021	107
0128 JOLIET PCT 022	59
0129 JOLIET PCT 023	28
0130 JOLIET PCT 024	47
0131 JOLIET PCT 025	73
0132 JOLIET PCT 026	46
0133 JOLIET PCT 027	16
0134 JOLIET PCT 028	10
0135 JOLIET PCT 029	39
0136 JOLIET PCT 030	70
0137 JOLIET PCT 031	45
0138 JOLIET PCT 032	5
0139 JOLIET PCT 033	64
0140 JOLIET PCT 034	27
0141 JOLIET PCT 035	43
0142 JOLIET PCT 036	24
0143 JOLIET PCT 037	59
0144 LOCKPORT PCT 001	346
0145 LOCKPORT PCT 002	89
0146 LOCKPORT PCT 003	68
0147 LOCKPORT PCT 004	63
0148 LOCKPORT PCT 005	149
0149 LOCKPORT PCT 006	71
0150 LOCKPORT PCT 007	46
0151 LOCKPORT PCT 008	26
0152 LOCKPORT PCT 009	197
0153 LOCKPORT PCT 010	99
0154 LOCKPORT PCT 011	98
0155 LOCKPORT PCT 012	105
0156 LOCKPORT PCT 013	296
0157 LOCKPORT PCT 014	113
0158 LOCKPORT PCT 015	66
0159 LOCKPORT PCT 016	111
0160 LOCKPORT PCT 017	149
0161 LOCKPORT PCT 018	97
0162 LOCKPORT PCT 019	145
0163 LOCKPORT PCT 020	115
0164 LOCKPORT PCT 021	77
0165 LOCKPORT PCT 022	79

VOTES PERCENT

SECRETARY OF STATE

Vote for not more than 1
 01 = Jason Helland

34,342 100.00

(CONTINUED FROM PREVIOUS PAGE)	01
0166 LOCKPORT PCT 023	70
0167 LOCKPORT PCT 024	7
0168 MANHATTAN PCT 001	111
0169 MANHATTAN PCT 002	148
0170 MANHATTAN PCT 003	189
0171 MANHATTAN PCT 004	97
0172 MONEE PCT 001	38
0173 MONEE PCT 002	14
0174 MONEE PCT 003	106
0175 MONEE PCT 004	98
0176 MONEE PCT 005	4
0177 MONEE PCT 006	6
0178 MONEE PCT 007	5
0179 MONEE PCT 008	96
0180 NEW LENOX PCT 001	72
0181 NEW LENOX PCT 002	172
0182 NEW LENOX PCT 003	104
0183 NEW LENOX PCT 004	142
0184 NEW LENOX PCT 005	173
0185 NEW LENOX PCT 006	159
0186 NEW LENOX PCT 007	208
0187 NEW LENOX PCT 008	210
0188 NEW LENOX PCT 009	192
0189 NEW LENOX PCT 010	180
0190 NEW LENOX PCT 011	181
0191 NEW LENOX PCT 012	124
0192 NEW LENOX PCT 013	154
0193 NEW LENOX PCT 014	210
0194 NEW LENOX PCT 015	161
0195 NEW LENOX PCT 016	165
0196 NEW LENOX PCT 017	176
0197 NEW LENOX PCT 018	134
0198 NEW LENOX PCT 019	152
0199 NEW LENOX PCT 020	253
0200 PEOTONE PCT 001	214
0201 PEOTONE PCT 002	180
0202 PLAINFIELD PCT 001	94
0203 PLAINFIELD PCT 002	92
0204 PLAINFIELD PCT 003	154
0205 PLAINFIELD PCT 004	20
0206 PLAINFIELD PCT 005	71
0207 PLAINFIELD PCT 006	78
0208 PLAINFIELD PCT 007	51
0209 PLAINFIELD PCT 008	124
0210 PLAINFIELD PCT 009	138
0211 PLAINFIELD PCT 010	137
0212 PLAINFIELD PCT 011	19
0213 PLAINFIELD PCT 012	63
0214 PLAINFIELD PCT 013	164
0215 PLAINFIELD PCT 014	118
0216 PLAINFIELD PCT 015	151
0217 PLAINFIELD PCT 016	135
0218 PLAINFIELD PCT 017	67
0219 PLAINFIELD PCT 018	80
0220 PLAINFIELD PCT 019	50

VOTES PERCENT

SECRETARY OF STATE

Vote for not more than 1
 01 = Jason Helland

34,342 100.00

(CONTINUED FROM PREVIOUS PAGE)

 01

0221 PLAINFIELD PCT 020	127
0222 PLAINFIELD PCT 021	115
0223 PLAINFIELD PCT 022	161
0224 PLAINFIELD PCT 023	75
0225 PLAINFIELD PCT 024	131
0226 PLAINFIELD PCT 025	64
0227 PLAINFIELD PCT 026	39
0228 PLAINFIELD PCT 027	63
0229 PLAINFIELD PCT 028	75
0230 PLAINFIELD PCT 029	90
0231 PLAINFIELD PCT 030	110
0232 PLAINFIELD PCT 031	91
0233 PLAINFIELD PCT 032	75
0234 PLAINFIELD PCT 033	109
0235 PLAINFIELD PCT 034	51
0236 PLAINFIELD PCT 035	78
0237 REED PCT 001	101
0238 REED PCT 002	145
0239 REED PCT 003	125
0240 TROY PCT 001	70
0241 TROY PCT 002	52
0242 TROY PCT 003	138
0243 TROY PCT 004	92
0244 TROY PCT 005	104
0245 TROY PCT 006	47
0246 TROY PCT 007	126
0247 TROY PCT 008	158
0248 TROY PCT 009	123
0249 TROY PCT 010	146
0250 TROY PCT 011	213
0251 TROY PCT 012	131
0252 TROY PCT 013	304
0253 TROY PCT 014	174
0254 TROY PCT 015	158
0255 TROY PCT 016	91
0256 TROY PCT 017	176
0257 TROY PCT 018	71
0258 TROY PCT 019	45
0259 TROY PCT 020	213
0260 TROY PCT 021	191
0261 TROY PCT 022	143
0262 WASHINGTON PCT 001	137
0263 WASHINGTON PCT 002	151
0264 WASHINGTON PCT 003	125
0265 WESLEY PCT 001	142
0266 WHEATLAND PCT 001	463
0267 WHEATLAND PCT 002	272
0268 WHEATLAND PCT 003	130
0269 WHEATLAND PCT 004	71
0270 WHEATLAND PCT 005	155
0271 WHEATLAND PCT 006	200
0272 WHEATLAND PCT 007	178
0273 WHEATLAND PCT 008	161
0274 WHEATLAND PCT 009	234
0275 WHEATLAND PCT 010	147

VOTES PERCENT

SECRETARY OF STATE

Vote for not more than 1
01 = Jason Helland

34,342 100.00

(CONTINUED FROM PREVIOUS PAGE)

01

0276 WHEATLAND PCT 011	99
0277 WHEATLAND PCT 012	74
0278 WHEATLAND PCT 013	152
0279 WHEATLAND PCT 014	152
0280 WHEATLAND PCT 015	99
0281 WHEATLAND PCT 016	163
0282 WHEATLAND PCT 017	114
0283 WHEATLAND PCT 018	170
0284 WHEATLAND PCT 019	84
0285 WHEATLAND PCT 020	128
0286 WHEATLAND PCT 021	120
0287 WHEATLAND PCT 022	78
0288 WHEATLAND PCT 023	87
0289 WHEATLAND PCT 024	85
0290 WHEATLAND PCT 025	113
0291 WHEATLAND PCT 026	261
0292 WHEATLAND PCT 027	87
0293 WHEATLAND PCT 028	144
0294 WHEATLAND PCT 029	140
0295 WHEATLAND PCT 030	136
0296 WILL PCT 001	157
0297 WILMINGTON PCT 001	114
0298 WILMINGTON PCT 002	138
0299 WILMINGTON PCT 003	120
0300 WILTON PCT 001	144

COMPTROLLER

Vote for not more than 1
 01 = Darlene Senger

VOTES PERCENT

34,434 100.00

 01

0001 CHANNAHON PCT 001	164
0002 CHANNAHON PCT 002	190
0003 CHANNAHON PCT 003	164
0004 CHANNAHON PCT 004	165
0005 CHANNAHON PCT 005	119
0006 CRETE PCT 001	62
0007 CRETE PCT 002	60
0008 CRETE PCT 003	72
0009 CRETE PCT 004	91
0010 CRETE PCT 005	69
0011 CRETE PCT 006	122
0012 CRETE PCT 007	82
0013 CRETE PCT 008	100
0014 CRETE PCT 009	107
0015 CRETE PCT 010	69
0016 CRETE PCT 011	152
0017 CRETE PCT 012	137
0018 CUSTER PCT 001	176
0019 DU PAGE PCT 001	142
0020 DU PAGE PCT 002	154
0021 DU PAGE PCT 003	171
0022 DU PAGE PCT 004	82
0023 DU PAGE PCT 005	88
0024 DU PAGE PCT 006	81
0025 DU PAGE PCT 007	158
0026 DU PAGE PCT 008	78
0027 DU PAGE PCT 009	71
0028 DU PAGE PCT 010	59
0029 DU PAGE PCT 011	70
0030 DU PAGE PCT 012	82
0031 DU PAGE PCT 013	72
0032 DU PAGE PCT 014	83
0033 DU PAGE PCT 015	83
0034 DU PAGE PCT 016	91
0035 DU PAGE PCT 017	76
0036 DU PAGE PCT 018	83
0037 DU PAGE PCT 019	72
0038 DU PAGE PCT 020	46
0039 DU PAGE PCT 021	85
0040 DU PAGE PCT 022	103
0041 DU PAGE PCT 023	73
0042 DU PAGE PCT 024	71
0043 DU PAGE PCT 025	65
0044 DU PAGE PCT 026	74
0045 DU PAGE PCT 027	55
0046 DU PAGE PCT 028	64
0047 DU PAGE PCT 029	59
0048 DU PAGE PCT 030	49
0049 DU PAGE PCT 031	64
0050 DU PAGE PCT 032	114
0051 DU PAGE PCT 033	93
0052 DU PAGE PCT 034	157
0053 DU PAGE PCT 035	22
0054 DU PAGE PCT 036	113
0055 DU PAGE PCT 037	96

**For City of Aurora's ballots cast
 and precinct breakdown – refer to
 that section of this book**

VOTES PERCENT

COMPTRROLLER

Vote for not more than 1
01 = Darlene Senger

34,434 100.00

(CONTINUED FROM PREVIOUS PAGE) 01

0056 FLORENCE PCT 001	61
0057 FRANKFORT PCT 001	203
0058 FRANKFORT PCT 002	166
0059 FRANKFORT PCT 003	128
0060 FRANKFORT PCT 004	101
0061 FRANKFORT PCT 005	194
0062 FRANKFORT PCT 006	131
0063 FRANKFORT PCT 007	139
0064 FRANKFORT PCT 008	126
0065 FRANKFORT PCT 009	118
0066 FRANKFORT PCT 010	115
0067 FRANKFORT PCT 011	170
0068 FRANKFORT PCT 012	139
0069 FRANKFORT PCT 013	119
0070 FRANKFORT PCT 014	125
0071 FRANKFORT PCT 015	132
0072 FRANKFORT PCT 016	153
0073 FRANKFORT PCT 017	230
0074 FRANKFORT PCT 018	180
0075 FRANKFORT PCT 019	131
0076 FRANKFORT PCT 020	173
0077 FRANKFORT PCT 021	161
0078 FRANKFORT PCT 022	172
0079 FRANKFORT PCT 023	169
0080 FRANKFORT PCT 024	102
0081 FRANKFORT PCT 025	187
0082 FRANKFORT PCT 026	174
0083 FRANKFORT PCT 027	109
0084 FRANKFORT PCT 028	149
0085 GREEN GARDEN PCT 001	210
0086 GREEN GARDEN PCT 002	174
0087 HOMER PCT 001	167
0088 HOMER PCT 002	196
0089 HOMER PCT 003	124
0090 HOMER PCT 004	209
0091 HOMER PCT 005	158
0092 HOMER PCT 006	164
0093 HOMER PCT 007	129
0094 HOMER PCT 008	141
0095 HOMER PCT 009	119
0096 HOMER PCT 010	145
0097 HOMER PCT 011	141
0098 HOMER PCT 012	188
0099 HOMER PCT 013	126
0100 HOMER PCT 014	163
0101 HOMER PCT 015	155
0102 HOMER PCT 016	120
0103 HOMER PCT 017	198
0104 HOMER PCT 018	133
0105 JACKSON PCT 001	116
0106 JACKSON PCT 002	130
0107 JOLIET PCT 001	56
0108 JOLIET PCT 002	59
0109 JOLIET PCT 003	53
0110 JOLIET PCT 004	70

VOTES PERCENT

COMPTRROLLER

Vote for not more than 1
 01 = Darlene Senger

34,434 100.00

(CONTINUED FROM PREVIOUS PAGE)

 01

0111 JOLIET PCT 005	6
0112 JOLIET PCT 006	4
0113 JOLIET PCT 007	26
0114 JOLIET PCT 008	62
0115 JOLIET PCT 009	44
0116 JOLIET PCT 010	66
0117 JOLIET PCT 011	51
0118 JOLIET PCT 012	31
0119 JOLIET PCT 013	8
0120 JOLIET PCT 014	8
0121 JOLIET PCT 015	36
0122 JOLIET PCT 016	35
0123 JOLIET PCT 017	107
0124 JOLIET PCT 018	154
0125 JOLIET PCT 019	84
0126 JOLIET PCT 020	55
0127 JOLIET PCT 021	108
0128 JOLIET PCT 022	60
0129 JOLIET PCT 023	27
0130 JOLIET PCT 024	48
0131 JOLIET PCT 025	73
0132 JOLIET PCT 026	47
0133 JOLIET PCT 027	15
0134 JOLIET PCT 028	10
0135 JOLIET PCT 029	39
0136 JOLIET PCT 030	70
0137 JOLIET PCT 031	46
0138 JOLIET PCT 032	5
0139 JOLIET PCT 033	61
0140 JOLIET PCT 034	26
0141 JOLIET PCT 035	44
0142 JOLIET PCT 036	24
0143 JOLIET PCT 037	58
0144 LOCKPORT PCT 001	349
0145 LOCKPORT PCT 002	89
0146 LOCKPORT PCT 003	69
0147 LOCKPORT PCT 004	61
0148 LOCKPORT PCT 005	147
0149 LOCKPORT PCT 006	71
0150 LOCKPORT PCT 007	46
0151 LOCKPORT PCT 008	26
0152 LOCKPORT PCT 009	200
0153 LOCKPORT PCT 010	95
0154 LOCKPORT PCT 011	98
0155 LOCKPORT PCT 012	107
0156 LOCKPORT PCT 013	297
0157 LOCKPORT PCT 014	114
0158 LOCKPORT PCT 015	66
0159 LOCKPORT PCT 016	111
0160 LOCKPORT PCT 017	149
0161 LOCKPORT PCT 018	98
0162 LOCKPORT PCT 019	147
0163 LOCKPORT PCT 020	117
0164 LOCKPORT PCT 021	77
0165 LOCKPORT PCT 022	79

VOTES PERCENT

COMPTROLLER

Vote for not more than 1
 01 = Darlene Senger

34,434 100.00

(CONTINUED FROM PREVIOUS PAGE)

 01

0166 LOCKPORT PCT 023	69
0167 LOCKPORT PCT 024	7
0168 MANHATTAN PCT 001	109
0169 MANHATTAN PCT 002	149
0170 MANHATTAN PCT 003	189
0171 MANHATTAN PCT 004	97
0172 MONEE PCT 001	38
0173 MONEE PCT 002	15
0174 MONEE PCT 003	106
0175 MONEE PCT 004	96
0176 MONEE PCT 005	5
0177 MONEE PCT 006	6
0178 MONEE PCT 007	8
0179 MONEE PCT 008	94
0180 NEW LENOX PCT 001	70
0181 NEW LENOX PCT 002	178
0182 NEW LENOX PCT 003	103
0183 NEW LENOX PCT 004	145
0184 NEW LENOX PCT 005	172
0185 NEW LENOX PCT 006	158
0186 NEW LENOX PCT 007	208
0187 NEW LENOX PCT 008	211
0188 NEW LENOX PCT 009	192
0189 NEW LENOX PCT 010	183
0190 NEW LENOX PCT 011	182
0191 NEW LENOX PCT 012	125
0192 NEW LENOX PCT 013	153
0193 NEW LENOX PCT 014	211
0194 NEW LENOX PCT 015	159
0195 NEW LENOX PCT 016	164
0196 NEW LENOX PCT 017	175
0197 NEW LENOX PCT 018	133
0198 NEW LENOX PCT 019	153
0199 NEW LENOX PCT 020	254
0200 PEOTONE PCT 001	212
0201 PEOTONE PCT 002	183
0202 PLAINFIELD PCT 001	93
0203 PLAINFIELD PCT 002	92
0204 PLAINFIELD PCT 003	152
0205 PLAINFIELD PCT 004	20
0206 PLAINFIELD PCT 005	71
0207 PLAINFIELD PCT 006	80
0208 PLAINFIELD PCT 007	51
0209 PLAINFIELD PCT 008	125
0210 PLAINFIELD PCT 009	139
0211 PLAINFIELD PCT 010	135
0212 PLAINFIELD PCT 011	19
0213 PLAINFIELD PCT 012	65
0214 PLAINFIELD PCT 013	167
0215 PLAINFIELD PCT 014	118
0216 PLAINFIELD PCT 015	150
0217 PLAINFIELD PCT 016	136
0218 PLAINFIELD PCT 017	67
0219 PLAINFIELD PCT 018	78
0220 PLAINFIELD PCT 019	50

VOTES PERCENT

COMPTROLLER

Vote for not more than 1

01 = Darlene Senger

34,434 100.00

(CONTINUED FROM PREVIOUS PAGE)

01

0221 PLAINFIELD PCT 020	127
0222 PLAINFIELD PCT 021	112
0223 PLAINFIELD PCT 022	160
0224 PLAINFIELD PCT 023	72
0225 PLAINFIELD PCT 024	128
0226 PLAINFIELD PCT 025	62
0227 PLAINFIELD PCT 026	39
0228 PLAINFIELD PCT 027	62
0229 PLAINFIELD PCT 028	76
0230 PLAINFIELD PCT 029	90
0231 PLAINFIELD PCT 030	113
0232 PLAINFIELD PCT 031	94
0233 PLAINFIELD PCT 032	74
0234 PLAINFIELD PCT 033	109
0235 PLAINFIELD PCT 034	50
0236 PLAINFIELD PCT 035	79
0237 REED PCT 001	103
0238 REED PCT 002	142
0239 REED PCT 003	123
0240 TROY PCT 001	69
0241 TROY PCT 002	54
0242 TROY PCT 003	141
0243 TROY PCT 004	90
0244 TROY PCT 005	106
0245 TROY PCT 006	46
0246 TROY PCT 007	125
0247 TROY PCT 008	158
0248 TROY PCT 009	122
0249 TROY PCT 010	148
0250 TROY PCT 011	208
0251 TROY PCT 012	129
0252 TROY PCT 013	297
0253 TROY PCT 014	173
0254 TROY PCT 015	156
0255 TROY PCT 016	92
0256 TROY PCT 017	177
0257 TROY PCT 018	71
0258 TROY PCT 019	44
0259 TROY PCT 020	214
0260 TROY PCT 021	187
0261 TROY PCT 022	141
0262 WASHINGTON PCT 001	145
0263 WASHINGTON PCT 002	150
0264 WASHINGTON PCT 003	123
0265 WESLEY PCT 001	140
0266 WHEATLAND PCT 001	464
0267 WHEATLAND PCT 002	277
0268 WHEATLAND PCT 003	136
0269 WHEATLAND PCT 004	73
0270 WHEATLAND PCT 005	159
0271 WHEATLAND PCT 006	207
0272 WHEATLAND PCT 007	180
0273 WHEATLAND PCT 008	162
0274 WHEATLAND PCT 009	240
0275 WHEATLAND PCT 010	153

VOTES PERCENT

COMPTROLLER

Vote for not more than 1
01 = Darlene Senger

34,434 100.00

(CONTINUED FROM PREVIOUS PAGE)

01

0276 WHEATLAND PCT 011	98
0277 WHEATLAND PCT 012	79
0278 WHEATLAND PCT 013	153
0279 WHEATLAND PCT 014	160
0280 WHEATLAND PCT 015	101
0281 WHEATLAND PCT 016	167
0282 WHEATLAND PCT 017	117
0283 WHEATLAND PCT 018	179
0284 WHEATLAND PCT 019	83
0285 WHEATLAND PCT 020	134
0286 WHEATLAND PCT 021	121
0287 WHEATLAND PCT 022	81
0288 WHEATLAND PCT 023	89
0289 WHEATLAND PCT 024	87
0290 WHEATLAND PCT 025	110
0291 WHEATLAND PCT 026	259
0292 WHEATLAND PCT 027	86
0293 WHEATLAND PCT 028	144
0294 WHEATLAND PCT 029	139
0295 WHEATLAND PCT 030	135
0296 WILL PCT 001	158
0297 WILMINGTON PCT 001	112
0298 WILMINGTON PCT 002	136
0299 WILMINGTON PCT 003	120
0300 WILTON PCT 001	142

VOTES PERCENT

TREASURER

Vote for not more than 1
01 = Jim Dodge

34,223 100.00

01

0001 CHANNAHON PCT 001	161
0002 CHANNAHON PCT 002	189
0003 CHANNAHON PCT 003	164
0004 CHANNAHON PCT 004	164
0005 CHANNAHON PCT 005	118
0006 CRETE PCT 001	63
0007 CRETE PCT 002	60
0008 CRETE PCT 003	69
0009 CRETE PCT 004	91
0010 CRETE PCT 005	68
0011 CRETE PCT 006	122
0012 CRETE PCT 007	82
0013 CRETE PCT 008	99
0014 CRETE PCT 009	108
0015 CRETE PCT 010	70
0016 CRETE PCT 011	153
0017 CRETE PCT 012	137
0018 CUSTER PCT 001	174
0019 DU PAGE PCT 001	137
0020 DU PAGE PCT 002	149
0021 DU PAGE PCT 003	165
0022 DU PAGE PCT 004	80
0023 DU PAGE PCT 005	86
0024 DU PAGE PCT 006	81
0025 DU PAGE PCT 007	151
0026 DU PAGE PCT 008	77
0027 DU PAGE PCT 009	68
0028 DU PAGE PCT 010	58
0029 DU PAGE PCT 011	71
0030 DU PAGE PCT 012	83
0031 DU PAGE PCT 013	73
0032 DU PAGE PCT 014	80
0033 DU PAGE PCT 015	80
0034 DU PAGE PCT 016	90
0035 DU PAGE PCT 017	76
0036 DU PAGE PCT 018	85
0037 DU PAGE PCT 019	72
0038 DU PAGE PCT 020	42
0039 DU PAGE PCT 021	83
0040 DU PAGE PCT 022	100
0041 DU PAGE PCT 023	71
0042 DU PAGE PCT 024	69
0043 DU PAGE PCT 025	65
0044 DU PAGE PCT 026	73
0045 DU PAGE PCT 027	54
0046 DU PAGE PCT 028	64
0047 DU PAGE PCT 029	60
0048 DU PAGE PCT 030	49
0049 DU PAGE PCT 031	62
0050 DU PAGE PCT 032	115
0051 DU PAGE PCT 033	92
0052 DU PAGE PCT 034	154
0053 DU PAGE PCT 035	22
0054 DU PAGE PCT 036	110
0055 DU PAGE PCT 037	94

**For City of Aurora's ballots cast
and precinct breakdown – refer to
that section of this book**

VOTES PERCENT

TREASURER

Vote for not more than 1
 01 = Jim Dodge

34,223 100.00

(CONTINUED FROM PREVIOUS PAGE)

01

0056 FLORENCE PCT 001	61
0057 FRANKFORT PCT 001	205
0058 FRANKFORT PCT 002	169
0059 FRANKFORT PCT 003	131
0060 FRANKFORT PCT 004	100
0061 FRANKFORT PCT 005	194
0062 FRANKFORT PCT 006	131
0063 FRANKFORT PCT 007	138
0064 FRANKFORT PCT 008	126
0065 FRANKFORT PCT 009	119
0066 FRANKFORT PCT 010	116
0067 FRANKFORT PCT 011	170
0068 FRANKFORT PCT 012	139
0069 FRANKFORT PCT 013	119
0070 FRANKFORT PCT 014	123
0071 FRANKFORT PCT 015	133
0072 FRANKFORT PCT 016	143
0073 FRANKFORT PCT 017	230
0074 FRANKFORT PCT 018	180
0075 FRANKFORT PCT 019	133
0076 FRANKFORT PCT 020	173
0077 FRANKFORT PCT 021	161
0078 FRANKFORT PCT 022	170
0079 FRANKFORT PCT 023	171
0080 FRANKFORT PCT 024	103
0081 FRANKFORT PCT 025	184
0082 FRANKFORT PCT 026	172
0083 FRANKFORT PCT 027	108
0084 FRANKFORT PCT 028	150
0085 GREEN GARDEN PCT 001	213
0086 GREEN GARDEN PCT 002	176
0087 HOMER PCT 001	166
0088 HOMER PCT 002	196
0089 HOMER PCT 003	125
0090 HOMER PCT 004	212
0091 HOMER PCT 005	160
0092 HOMER PCT 006	164
0093 HOMER PCT 007	130
0094 HOMER PCT 008	138
0095 HOMER PCT 009	117
0096 HOMER PCT 010	147
0097 HOMER PCT 011	141
0098 HOMER PCT 012	189
0099 HOMER PCT 013	125
0100 HOMER PCT 014	163
0101 HOMER PCT 015	157
0102 HOMER PCT 016	118
0103 HOMER PCT 017	199
0104 HOMER PCT 018	132
0105 JACKSON PCT 001	116
0106 JACKSON PCT 002	130
0107 JOLIET PCT 001	55
0108 JOLIET PCT 002	61
0109 JOLIET PCT 003	53
0110 JOLIET PCT 004	71

VOTES PERCENT

TREASURER

Vote for not more than 1
01 = Jim Dodge

34,223 100.00

(CONTINUED FROM PREVIOUS PAGE)

	-----	01

0111 JOLIET PCT 005		6
0112 JOLIET PCT 006		4
0113 JOLIET PCT 007		27
0114 JOLIET PCT 008		61
0115 JOLIET PCT 009		44
0116 JOLIET PCT 010		67
0117 JOLIET PCT 011		52
0118 JOLIET PCT 012		31
0119 JOLIET PCT 013		8
0120 JOLIET PCT 014		8
0121 JOLIET PCT 015		36
0122 JOLIET PCT 016		36
0123 JOLIET PCT 017		106
0124 JOLIET PCT 018		154
0125 JOLIET PCT 019		86
0126 JOLIET PCT 020		55
0127 JOLIET PCT 021		108
0128 JOLIET PCT 022		58
0129 JOLIET PCT 023		27
0130 JOLIET PCT 024		48
0131 JOLIET PCT 025		73
0132 JOLIET PCT 026		47
0133 JOLIET PCT 027		15
0134 JOLIET PCT 028		10
0135 JOLIET PCT 029		39
0136 JOLIET PCT 030		69
0137 JOLIET PCT 031		45
0138 JOLIET PCT 032		5
0139 JOLIET PCT 033		61
0140 JOLIET PCT 034		26
0141 JOLIET PCT 035		43
0142 JOLIET PCT 036		24
0143 JOLIET PCT 037		57
0144 LOCKPORT PCT 001		348
0145 LOCKPORT PCT 002		86
0146 LOCKPORT PCT 003		69
0147 LOCKPORT PCT 004		64
0148 LOCKPORT PCT 005		144
0149 LOCKPORT PCT 006		71
0150 LOCKPORT PCT 007		46
0151 LOCKPORT PCT 008		26
0152 LOCKPORT PCT 009		200
0153 LOCKPORT PCT 010		94
0154 LOCKPORT PCT 011		99
0155 LOCKPORT PCT 012		106
0156 LOCKPORT PCT 013		294
0157 LOCKPORT PCT 014		112
0158 LOCKPORT PCT 015		66
0159 LOCKPORT PCT 016		110
0160 LOCKPORT PCT 017		150
0161 LOCKPORT PCT 018		100
0162 LOCKPORT PCT 019		146
0163 LOCKPORT PCT 020		118
0164 LOCKPORT PCT 021		77
0165 LOCKPORT PCT 022		80

VOTES PERCENT

TREASURER

Vote for not more than 1
01 = Jim Dodge

34,223 100.00

(CONTINUED FROM PREVIOUS PAGE)

01

0166 LOCKPORT PCT 023	70
0167 LOCKPORT PCT 024	8
0168 MANHATTAN PCT 001	109
0169 MANHATTAN PCT 002	149
0170 MANHATTAN PCT 003	189
0171 MANHATTAN PCT 004	97
0172 MONEE PCT 001	38
0173 MONEE PCT 002	14
0174 MONEE PCT 003	106
0175 MONEE PCT 004	99
0176 MONEE PCT 005	5
0177 MONEE PCT 006	6
0178 MONEE PCT 007	5
0179 MONEE PCT 008	93
0180 NEW LENOX PCT 001	71
0181 NEW LENOX PCT 002	176
0182 NEW LENOX PCT 003	101
0183 NEW LENOX PCT 004	143
0184 NEW LENOX PCT 005	173
0185 NEW LENOX PCT 006	159
0186 NEW LENOX PCT 007	209
0187 NEW LENOX PCT 008	212
0188 NEW LENOX PCT 009	191
0189 NEW LENOX PCT 010	183
0190 NEW LENOX PCT 011	183
0191 NEW LENOX PCT 012	126
0192 NEW LENOX PCT 013	151
0193 NEW LENOX PCT 014	208
0194 NEW LENOX PCT 015	159
0195 NEW LENOX PCT 016	164
0196 NEW LENOX PCT 017	175
0197 NEW LENOX PCT 018	133
0198 NEW LENOX PCT 019	153
0199 NEW LENOX PCT 020	255
0200 PEOTONE PCT 001	211
0201 PEOTONE PCT 002	180
0202 PLAINFIELD PCT 001	93
0203 PLAINFIELD PCT 002	90
0204 PLAINFIELD PCT 003	152
0205 PLAINFIELD PCT 004	20
0206 PLAINFIELD PCT 005	71
0207 PLAINFIELD PCT 006	78
0208 PLAINFIELD PCT 007	52
0209 PLAINFIELD PCT 008	125
0210 PLAINFIELD PCT 009	137
0211 PLAINFIELD PCT 010	136
0212 PLAINFIELD PCT 011	19
0213 PLAINFIELD PCT 012	64
0214 PLAINFIELD PCT 013	165
0215 PLAINFIELD PCT 014	117
0216 PLAINFIELD PCT 015	149
0217 PLAINFIELD PCT 016	133
0218 PLAINFIELD PCT 017	68
0219 PLAINFIELD PCT 018	79
0220 PLAINFIELD PCT 019	49

VOTES PERCENT

TREASURER

Vote for not more than 1
01 = Jim Dodge

34,223 100.00

(CONTINUED FROM PREVIOUS PAGE) 01

0221 PLAINFIELD PCT 020	127
0222 PLAINFIELD PCT 021	115
0223 PLAINFIELD PCT 022	160
0224 PLAINFIELD PCT 023	72
0225 PLAINFIELD PCT 024	128
0226 PLAINFIELD PCT 025	64
0227 PLAINFIELD PCT 026	39
0228 PLAINFIELD PCT 027	64
0229 PLAINFIELD PCT 028	75
0230 PLAINFIELD PCT 029	90
0231 PLAINFIELD PCT 030	111
0232 PLAINFIELD PCT 031	93
0233 PLAINFIELD PCT 032	74
0234 PLAINFIELD PCT 033	108
0235 PLAINFIELD PCT 034	51
0236 PLAINFIELD PCT 035	79
0237 REED PCT 001	103
0238 REED PCT 002	145
0239 REED PCT 003	121
0240 TROY PCT 001	69
0241 TROY PCT 002	53
0242 TROY PCT 003	139
0243 TROY PCT 004	89
0244 TROY PCT 005	107
0245 TROY PCT 006	46
0246 TROY PCT 007	122
0247 TROY PCT 008	158
0248 TROY PCT 009	122
0249 TROY PCT 010	147
0250 TROY PCT 011	206
0251 TROY PCT 012	129
0252 TROY PCT 013	299
0253 TROY PCT 014	170
0254 TROY PCT 015	155
0255 TROY PCT 016	92
0256 TROY PCT 017	175
0257 TROY PCT 018	71
0258 TROY PCT 019	42
0259 TROY PCT 020	211
0260 TROY PCT 021	186
0261 TROY PCT 022	143
0262 WASHINGTON PCT 001	134
0263 WASHINGTON PCT 002	150
0264 WASHINGTON PCT 003	122
0265 WESLEY PCT 001	136
0266 WHEATLAND PCT 001	461
0267 WHEATLAND PCT 002	272
0268 WHEATLAND PCT 003	130
0269 WHEATLAND PCT 004	72
0270 WHEATLAND PCT 005	153
0271 WHEATLAND PCT 006	201
0272 WHEATLAND PCT 007	176
0273 WHEATLAND PCT 008	159
0274 WHEATLAND PCT 009	238
0275 WHEATLAND PCT 010	146

ABSTRACT OF VOTES

WILL COUNTY, ILLINOIS
GENERAL PRIMARY ELECTION
MARCH 20, 2018
REPUBLICAN

OFFICIAL RESULTS

REPORT-EL52

PAGE 0030

VOTES PERCENT


TREASURER

Vote for not more than 1
01 = Jim Dodge

34,223 100.00

(CONTINUED FROM PREVIOUS PAGE) 01

0276 WHEATLAND PCT 011	98
0277 WHEATLAND PCT 012	73
0278 WHEATLAND PCT 013	152
0279 WHEATLAND PCT 014	155
0280 WHEATLAND PCT 015	96
0281 WHEATLAND PCT 016	167
0282 WHEATLAND PCT 017	115
0283 WHEATLAND PCT 018	172
0284 WHEATLAND PCT 019	82
0285 WHEATLAND PCT 020	127
0286 WHEATLAND PCT 021	119
0287 WHEATLAND PCT 022	81
0288 WHEATLAND PCT 023	85
0289 WHEATLAND PCT 024	84
0290 WHEATLAND PCT 025	110
0291 WHEATLAND PCT 026	257
0292 WHEATLAND PCT 027	86
0293 WHEATLAND PCT 028	144
0294 WHEATLAND PCT 029	141
0295 WHEATLAND PCT 030	135
0296 WILL PCT 001	156
0297 WILMINGTON PCT 001	111
0298 WILMINGTON PCT 002	134
0299 WILMINGTON PCT 003	120
0300 WILTON PCT 001	141



REPUBLICAN PARTY

CONGRESSIONAL SUMMARY

(1st, 2nd, 3rd, 11th, 14th & 16th DISTRICTS)

	VOTES	PERCENT
REPRESENTATIVE IN CONGRESS 1ST CONGRESSIONAL DISTRICT		
Vote for not more than 1		
01 = Jimmy Lee Tillman, II	6,721	100.00

01

0057 FRANKFORT PCT 001	190
0058 FRANKFORT PCT 002	156
0059 FRANKFORT PCT 003	118
0060 FRANKFORT PCT 004	96
0061 FRANKFORT PCT 005	186
0062 FRANKFORT PCT 006	129
0063 FRANKFORT PCT 007	128
0064 FRANKFORT PCT 008	122
0065 FRANKFORT PCT 009	108
0066 FRANKFORT PCT 010	112
0067 FRANKFORT PCT 011	155
0068 FRANKFORT PCT 012	127
0069 FRANKFORT PCT 013	106
0070 FRANKFORT PCT 014	113
0071 FRANKFORT PCT 015	127
0072 FRANKFORT PCT 016	140
0073 FRANKFORT PCT 017	216
0074 FRANKFORT PCT 018	168
0075 FRANKFORT PCT 019	129
0076 FRANKFORT PCT 020	163
0077 FRANKFORT PCT 021	147
0078 FRANKFORT PCT 022	166
0079 FRANKFORT PCT 023	157
0080 FRANKFORT PCT 024	96
0081 FRANKFORT PCT 025	170
0082 FRANKFORT PCT 026	160
0083 FRANKFORT PCT 027	97
0084 FRANKFORT PCT 028	141
0085 GREEN GARDEN PCT 001	197
0086 GREEN GARDEN PCT 002	167
0105 JACKSON PCT 001	70
0106 JACKSON PCT 002	119
0168 MANHATTAN PCT 001	102
0169 MANHATTAN PCT 002	143
0170 MANHATTAN PCT 003	179
0171 MANHATTAN PCT 004	94
0181 NEW LENOX PCT 002	62
0186 NEW LENOX PCT 007	196
0187 NEW LENOX PCT 008	192
0191 NEW LENOX PCT 012	119
0192 NEW LENOX PCT 013	143
0193 NEW LENOX PCT 014	196
0194 NEW LENOX PCT 015	156
0196 NEW LENOX PCT 017	161
0197 NEW LENOX PCT 018	116
0198 NEW LENOX PCT 019	144
0199 NEW LENOX PCT 020	242

Total Republican Ballots Cast for
1st Congressional District
8,475

	VOTES PERCENT			VOTES PERCENT	
REPRESENTATIVE IN CONGRESS 2ND CONGRESSIONAL DISTRICT					
Vote for not more than 1					
01 = John F. Morrow	837	31.15			
02 = Patrick Harmon	1,042	38.78	03 = David Merkle	808	30.07

	01	02	03		

0006 CRETE PCT 001	17	28	21		
0007 CRETE PCT 002	22	28	19		
0008 CRETE PCT 003	22	27	22		
0009 CRETE PCT 004	27	44	26		
0010 CRETE PCT 005	22	28	24		
0011 CRETE PCT 006	45	36	38		
0012 CRETE PCT 007	23	33	30		
0013 CRETE PCT 008	36	40	24		
0014 CRETE PCT 009	35	34	36		
0015 CRETE PCT 010	23	29	17		
0016 CRETE PCT 011	54	62	43		
0017 CRETE PCT 012	48	44	48		
0172 MONEE PCT 001	12	19	9		
0173 MONEE PCT 002	1	10	3		
0174 MONEE PCT 003	29	44	35		
0175 MONEE PCT 004	34	40	35		
0176 MONEE PCT 005	1	2	0		
0177 MONEE PCT 006	3	2	1		
0178 MONEE PCT 007	4	2	1		
0179 MONEE PCT 008	27	45	25		
0200 PEOTONE PCT 001	74	85	64		
0201 PEOTONE PCT 002	53	76	50		
0262 WASHINGTON PCT 001	48	45	50		
0263 WASHINGTON PCT 002	53	60	45		
0264 WASHINGTON PCT 003	30	57	45		
0296 WILL PCT 001	53	69	46		
0300 WILTON PCT 001	41	53	51		

Total Republican Ballots Cast for
 2nd Congressional District
3,075

	VOTES	PERCENT
REPRESENTATIVE IN CONGRESS 3RD CONGRESSIONAL DISTRICT		
Vote for not more than 1		
01 = Arthur J. Jones	4,139	100.00

	01

0050 DU PAGE PCT 032	44
0051 DU PAGE PCT 033	15
0053 DU PAGE PCT 035	21
0054 DU PAGE PCT 036	96
0055 DU PAGE PCT 037	91
0087 HOMER PCT 001	141
0088 HOMER PCT 002	178
0089 HOMER PCT 003	106
0090 HOMER PCT 004	185
0091 HOMER PCT 005	137
0092 HOMER PCT 006	144
0093 HOMER PCT 007	114
0094 HOMER PCT 008	115
0095 HOMER PCT 009	102
0096 HOMER PCT 010	124
0097 HOMER PCT 011	119
0098 HOMER PCT 012	163
0099 HOMER PCT 013	115
0100 HOMER PCT 014	147
0101 HOMER PCT 015	134
0102 HOMER PCT 016	103
0103 HOMER PCT 017	177
0104 HOMER PCT 018	126
0107 JOLIET PCT 001	48
0108 JOLIET PCT 002	51
0109 JOLIET PCT 003	46
0145 LOCKPORT PCT 002	83
0146 LOCKPORT PCT 003	57
0147 LOCKPORT PCT 004	57
0148 LOCKPORT PCT 005	138
0153 LOCKPORT PCT 010	83
0154 LOCKPORT PCT 011	83
0155 LOCKPORT PCT 012	94
0158 LOCKPORT PCT 015	53
0159 LOCKPORT PCT 016	94
0160 LOCKPORT PCT 017	128
0161 LOCKPORT PCT 018	83
0162 LOCKPORT PCT 019	131
0163 LOCKPORT PCT 020	0
0164 LOCKPORT PCT 021	74
0165 LOCKPORT PCT 022	71
0166 LOCKPORT PCT 023	62
0167 LOCKPORT PCT 024	6

Total Republican Ballots Cast for
3rd Congressional District
5,488

	VOTES	PERCENT
REPRESENTATIVE IN CONGRESS 11TH CONGRESSIONAL DISTRICT		
Vote for not more than 1		
01 = Nick Stella	9,598	77.38
02 = Constant G. "Connor" Vlakancic	2,806	22.62

	01	02
0019 DU PAGE PCT 001	102	36
0020 DU PAGE PCT 002	120	22
0021 DU PAGE PCT 003	142	33
0022 DU PAGE PCT 004	66	19
0023 DU PAGE PCT 005	76	17
0024 DU PAGE PCT 006	69	19
0025 DU PAGE PCT 007	123	35
0026 DU PAGE PCT 008	59	22
0027 DU PAGE PCT 009	51	24
0028 DU PAGE PCT 010	53	8
0029 DU PAGE PCT 011	58	16
0030 DU PAGE PCT 012	72	16
0031 DU PAGE PCT 013	58	17
0032 DU PAGE PCT 014	65	16
0033 DU PAGE PCT 015	71	21
0034 DU PAGE PCT 016	72	22
0035 DU PAGE PCT 017	61	16
0036 DU PAGE PCT 018	65	22
0037 DU PAGE PCT 019	53	20
0038 DU PAGE PCT 020	32	12
0039 DU PAGE PCT 021	62	23
0040 DU PAGE PCT 022	85	22
0041 DU PAGE PCT 023	57	19
0042 DU PAGE PCT 024	62	14
0043 DU PAGE PCT 025	60	12
0044 DU PAGE PCT 026	64	16
0045 DU PAGE PCT 027	52	6
0046 DU PAGE PCT 028	49	17
0047 DU PAGE PCT 029	43	16
0048 DU PAGE PCT 030	41	6
0049 DU PAGE PCT 031	60	7
0050 DU PAGE PCT 032	47	19
0051 DU PAGE PCT 033	54	23
0052 DU PAGE PCT 034	123	39
0054 DU PAGE PCT 036	0	0
0105 JACKSON PCT 001	37	9
0107 JOLIET PCT 001	0	0
0108 JOLIET PCT 002	1	1
0110 JOLIET PCT 004	53	26
0111 JOLIET PCT 005	7	1
0112 JOLIET PCT 006	4	1
0113 JOLIET PCT 007	20	7
0114 JOLIET PCT 008	42	16
0115 JOLIET PCT 009	33	13
0116 JOLIET PCT 010	63	7
0117 JOLIET PCT 011	39	16
0118 JOLIET PCT 012	22	8
0119 JOLIET PCT 013	6	3
0120 JOLIET PCT 014	5	4
0121 JOLIET PCT 015	26	10
0122 JOLIET PCT 016	24	11
0123 JOLIET PCT 017	75	38
0124 JOLIET PCT 018	118	37
0125 JOLIET PCT 019	67	17

Total Republican Ballots Cast for
 11th Congressional District
13,609

	VOTES	PERCENT
REPRESENTATIVE IN CONGRESS 11TH CONGRESSIONAL DISTRICT		
Vote for not more than 1		
01 = Nick Stella	9,598	77.38
02 = Constant G. "Connor" Vlakancic	2,806	22.62

(CONTINUED FROM PREVIOUS PAGE)	01	02
0126 JOLIET PCT 020	41	19
0127 JOLIET PCT 021	90	21
0128 JOLIET PCT 022	55	12
0129 JOLIET PCT 023	23	7
0130 JOLIET PCT 024	38	12
0131 JOLIET PCT 025	59	19
0132 JOLIET PCT 026	35	16
0133 JOLIET PCT 027	17	1
0134 JOLIET PCT 028	7	3
0135 JOLIET PCT 029	29	9
0136 JOLIET PCT 030	55	17
0137 JOLIET PCT 031	36	14
0138 JOLIET PCT 032	4	3
0139 JOLIET PCT 033	45	20
0140 JOLIET PCT 034	20	9
0141 JOLIET PCT 035	35	11
0142 JOLIET PCT 036	21	4
0143 JOLIET PCT 037	46	11
0144 LOCKPORT PCT 001	280	71
0149 LOCKPORT PCT 006	59	11
0150 LOCKPORT PCT 007	41	9
0151 LOCKPORT PCT 008	26	2
0152 LOCKPORT PCT 009	163	47
0156 LOCKPORT PCT 013	234	71
0157 LOCKPORT PCT 014	82	32
0163 LOCKPORT PCT 020	81	38
0180 NEW LENOX PCT 001	58	17
0181 NEW LENOX PCT 002	91	21
0182 NEW LENOX PCT 003	83	22
0183 NEW LENOX PCT 004	110	31
0184 NEW LENOX PCT 005	139	44
0185 NEW LENOX PCT 006	131	27
0188 NEW LENOX PCT 009	158	39
0189 NEW LENOX PCT 010	154	31
0190 NEW LENOX PCT 011	146	44
0195 NEW LENOX PCT 016	141	34
0197 NEW LENOX PCT 018	7	4
0205 PLAINFIELD PCT 004	13	7
0206 PLAINFIELD PCT 005	57	12
0207 PLAINFIELD PCT 006	54	26
0208 PLAINFIELD PCT 007	34	18
0211 PLAINFIELD PCT 010	56	16
0212 PLAINFIELD PCT 011	13	6
0213 PLAINFIELD PCT 012	49	17
0214 PLAINFIELD PCT 013	124	31
0215 PLAINFIELD PCT 014	95	22
0216 PLAINFIELD PCT 015	117	34
0217 PLAINFIELD PCT 016	113	30
0218 PLAINFIELD PCT 017	50	18
0219 PLAINFIELD PCT 018	62	18
0220 PLAINFIELD PCT 019	42	9
0221 PLAINFIELD PCT 020	98	37
0222 PLAINFIELD PCT 021	88	29
0223 PLAINFIELD PCT 022	121	45

REPRESENTATIVE IN CONGRESS 11TH CONGRESSIONAL DISTRICT

	VOTES	PERCENT
Vote for not more than 1		
01 = Nick Stella	9,598	77.38
02 = Constant G. "Connor" Vlakancic	2,806	22.62

(CONTINUED FROM PREVIOUS PAGE)

	01	02
0224 PLAINFIELD PCT 023	54	25
0225 PLAINFIELD PCT 024	100	28
0226 PLAINFIELD PCT 025	46	17
0227 PLAINFIELD PCT 026	31	11
0228 PLAINFIELD PCT 027	45	19
0229 PLAINFIELD PCT 028	64	14
0230 PLAINFIELD PCT 029	75	17
0231 PLAINFIELD PCT 030	80	32
0232 PLAINFIELD PCT 031	79	21
0233 PLAINFIELD PCT 032	65	13
0234 PLAINFIELD PCT 033	93	20
0235 PLAINFIELD PCT 034	43	12
0236 PLAINFIELD PCT 035	58	18
0240 TROY PCT 001	57	14
0241 TROY PCT 002	40	14
0242 TROY PCT 003	111	33
0243 TROY PCT 004	70	25
0244 TROY PCT 005	72	35
0245 TROY PCT 006	37	8
0246 TROY PCT 007	97	38
0247 TROY PCT 008	126	41
0248 TROY PCT 009	97	26
0249 TROY PCT 010	128	31
0250 TROY PCT 011	172	41
0251 TROY PCT 012	99	36
0252 TROY PCT 013	24	4
0253 TROY PCT 014	10	6
0254 TROY PCT 015	90	20
0255 TROY PCT 016	69	26
0256 TROY PCT 017	22	10
0257 TROY PCT 018	54	14
0258 TROY PCT 019	35	8
0269 WHEATLAND PCT 004	61	13
0270 WHEATLAND PCT 005	128	26
0284 WHEATLAND PCT 019	74	9
0287 WHEATLAND PCT 022	68	15
0291 WHEATLAND PCT 026	0	0
0292 WHEATLAND PCT 027	29	11

REPRESENTATIVE IN CONGRESS 14TH CONGRESSIONAL DISTRICT
 Vote for not more than 1
 01 = Randall M. "Randy" Hultgren 5,951 100.00

 01

 0202 PLAINFIELD PCT 001 94
 0203 PLAINFIELD PCT 002 92
 0204 PLAINFIELD PCT 003 155
 0209 PLAINFIELD PCT 008 126
 0210 PLAINFIELD PCT 009 140
 0211 PLAINFIELD PCT 010 68
 0214 PLAINFIELD PCT 013 15
 0252 TROY PCT 013 270
 0253 TROY PCT 014 158
 0254 TROY PCT 015 54
 0256 TROY PCT 017 145
 0259 TROY PCT 020 210
 0260 TROY PCT 021 190
 0261 TROY PCT 022 141
 0266 WHEATLAND PCT 001 460
 0267 WHEATLAND PCT 002 271
 0268 WHEATLAND PCT 003 133
 0271 WHEATLAND PCT 006 203
 0272 WHEATLAND PCT 007 183
 0273 WHEATLAND PCT 008 159
 0274 WHEATLAND PCT 009 236
 0275 WHEATLAND PCT 010 144
 0276 WHEATLAND PCT 011 99
 0277 WHEATLAND PCT 012 75
 0278 WHEATLAND PCT 013 149
 0279 WHEATLAND PCT 014 150
 0280 WHEATLAND PCT 015 102
 0281 WHEATLAND PCT 016 169
 0282 WHEATLAND PCT 017 115
 0283 WHEATLAND PCT 018 178
 0285 WHEATLAND PCT 020 130
 0286 WHEATLAND PCT 021 124
 0287 WHEATLAND PCT 022 0
 0288 WHEATLAND PCT 023 87
 0289 WHEATLAND PCT 024 88
 0290 WHEATLAND PCT 025 113
 0291 WHEATLAND PCT 026 262
 0292 WHEATLAND PCT 027 42
 0293 WHEATLAND PCT 028 147
 0294 WHEATLAND PCT 029 140
 0295 WHEATLAND PCT 030 134

Total Republican Ballots Cast for
 14th Congressional District
6,752

REPRESENTATIVE IN CONGRESS 16TH CONGRESSIONAL DISTRICT


Vote for not more than 1

	VOTES	PERCENT
01 = Adam Kinzinger	1,474	67.71
02 = James T. "Jim" Marter	703	32.29

01 02

0001 CHANNAHON PCT 001	125	61
0002 CHANNAHON PCT 002	153	54
0003 CHANNAHON PCT 003	118	77
0004 CHANNAHON PCT 004	121	69
0005 CHANNAHON PCT 005	100	30
0018 CUSTER PCT 001	129	74
0056 FLORENCE PCT 001	50	19
0237 REED PCT 001	67	43
0238 REED PCT 002	112	51
0239 REED PCT 003	93	38
0265 WESLEY PCT 001	117	50
0297 WILMINGTON PCT 001	89	51
0298 WILMINGTON PCT 002	105	47
0299 WILMINGTON PCT 003	95	39

Total Republican Ballots Cast for
16th Congressional District
2,231



REPUBLICAN PARTY

LEGISLATIVE SUMMARY

(15th, 17th, 21st, 38th, 41st & 42nd DISTRICTS)

STATE SENATOR 15TH LEGISLATIVE DISTRICT

Vote for not more than 1

01 = NO CANDIDATE FILED

VOTES PERCENT

0

01

0006 CRETE PCT 001	0
0007 CRETE PCT 002	0
0008 CRETE PCT 003	0
0009 CRETE PCT 004	0
0010 CRETE PCT 005	0
0011 CRETE PCT 006	0
0013 CRETE PCT 008	0
0014 CRETE PCT 009	0
0015 CRETE PCT 010	0
0016 CRETE PCT 011	0
0174 MONEE PCT 003	0
0175 MONEE PCT 004	0
0179 MONEE PCT 008	0

Total Republican Ballots Cast for
15th Legislative District
1,128



VOTES PERCENT

STATE SENATOR 17TH LEGISLATIVE DISTRICT

Vote for not more than 1
01 = NO CANDIDATE FILED

0

01

0011 CRETE PCT 006	0
0012 CRETE PCT 007	0
0016 CRETE PCT 011	0
0017 CRETE PCT 012	0
0262 WASHINGTON PCT 001	0
0263 WASHINGTON PCT 002	0
0264 WASHINGTON PCT 003	0
0296 WILL PCT 001	0

Total Republican Ballots Cast for
17th Legislative District
1,105

STATE SENATOR 21ST LEGISLATIVE DISTRICT

VOTES PERCENT

Vote for not more than 1

01 = Michael G. Connelly

2,368 100.00

01

0019 DU PAGE PCT 001	141
0020 DU PAGE PCT 002	146
0025 DU PAGE PCT 007	111
0270 WHEATLAND PCT 005	153
0271 WHEATLAND PCT 006	202
0272 WHEATLAND PCT 007	182
0273 WHEATLAND PCT 008	156
0274 WHEATLAND PCT 009	236
0275 WHEATLAND PCT 010	146
0277 WHEATLAND PCT 012	32
0278 WHEATLAND PCT 013	142
0279 WHEATLAND PCT 014	153
0280 WHEATLAND PCT 015	97
0281 WHEATLAND PCT 016	19
0282 WHEATLAND PCT 017	114
0283 WHEATLAND PCT 018	175
0285 WHEATLAND PCT 020	131
0286 WHEATLAND PCT 021	32

Total Republican Ballots Cast for
21st Legislative District
2,746

STATE SENATOR 38TH LEGISLATIVE DISTRICT

VOTES PERCENT

Vote for not more than 1

01 = Sue Rezin

1,453 100.00

01

0001 CHANNAHON PCT 001	163
0002 CHANNAHON PCT 002	197
0005 CHANNAHON PCT 005	10
0018 CUSTER PCT 001	179
0056 FLORENCE PCT 001	8
0237 REED PCT 001	105
0238 REED PCT 002	142
0239 REED PCT 003	123
0265 WESLEY PCT 001	150
0297 WILMINGTON PCT 001	119
0298 WILMINGTON PCT 002	132
0299 WILMINGTON PCT 003	125

Total Republican Ballots Cast for
38th Legislative District
1,659



STATE SENATOR 41ST LEGISLATIVE DISTRICT

VOTES PERCENT

Vote for not more than 1

01 = John Curran

2,304 100.00

01

0021 DU PAGE PCT 003	164
0022 DU PAGE PCT 004	54
0025 DU PAGE PCT 007	40
0087 HOMER PCT 001	161
0088 HOMER PCT 002	198
0089 HOMER PCT 003	123
0090 HOMER PCT 004	205
0091 HOMER PCT 005	157
0092 HOMER PCT 006	159
0093 HOMER PCT 007	128
0094 HOMER PCT 008	134
0095 HOMER PCT 009	116
0096 HOMER PCT 010	143
0097 HOMER PCT 011	140
0098 HOMER PCT 012	188
0103 HOMER PCT 017	194

**Total Republican Ballots Cast for
41st Legislative District
2,750**

STATE SENATOR 42ND LEGISLATIVE DISTRICT

VOTES PERCENT

Vote for not more than 1


01 = NO CANDIDATE FILED

0

01

0266 WHEATLAND PCT 001	0
0267 WHEATLAND PCT 002	0
0268 WHEATLAND PCT 003	0
0269 WHEATLAND PCT 004	0
0276 WHEATLAND PCT 011	0
0277 WHEATLAND PCT 012	0

Total Republican Ballots Cast for
42nd Legislative District
976



REPUBLICAN PARTY

REPRESENTATIVE SUMMARY

(29th, 34th, 37th, 38th, 41st, 75th, 79th, 80th, 81st,
82nd, 84th, 85th, 86th, 97th & 98th DISTRICTS)

REPRESENTATIVE IN THE GENERAL ASSEMBLY
29TH REPRESENTATIVE DISTRICT

VOTES PERCENT

Vote for not more than 1

01 = NO CANDIDATE FILED

0

01

0006 CRETE PCT 001	0
0007 CRETE PCT 002	0
0008 CRETE PCT 003	0
0009 CRETE PCT 004	0
0010 CRETE PCT 005	0
0011 CRETE PCT 006	0
0013 CRETE PCT 008	0
0014 CRETE PCT 009	0
0015 CRETE PCT 010	0
0016 CRETE PCT 011	0
0174 MONEE PCT 003	0
0175 MONEE PCT 004	0
0179 MONEE PCT 008	0

Total Republican Ballots Cast for
29th Representative District
1,128

REPRESENTATIVE IN THE GENERAL ASSEMBLY
34TH REPRESENTATIVE DISTRICT

VOTES PERCENT

Vote for not more than 1
01 = NO CANDIDATE FILED

0

01

0011 CRETE PCT 006	0
0012 CRETE PCT 007	0
0016 CRETE PCT 011	0
0017 CRETE PCT 012	0
0262 WASHINGTON PCT 001	0
0263 WASHINGTON PCT 002	0
0264 WASHINGTON PCT 003	0
0296 WILL PCT 001	0

Total Republican Ballots Cast for
34th Representative District
1,105

REPRESENTATIVE IN THE GENERAL ASSEMBLY
37TH REPRESENTATIVE DISTRICT

Vote for not more than 1
01 = Margo McDermed

VOTES PERCENT
6,336 100.00

01

0057 FRANKFORT PCT 001	212
0058 FRANKFORT PCT 002	174
0059 FRANKFORT PCT 003	132
0060 FRANKFORT PCT 004	103
0061 FRANKFORT PCT 005	193
0062 FRANKFORT PCT 006	142
0063 FRANKFORT PCT 007	139
0064 FRANKFORT PCT 008	132
0065 FRANKFORT PCT 009	119
0068 FRANKFORT PCT 012	147
0069 FRANKFORT PCT 013	116
0072 FRANKFORT PCT 016	158
0073 FRANKFORT PCT 017	179
0074 FRANKFORT PCT 018	186
0075 FRANKFORT PCT 019	134
0077 FRANKFORT PCT 021	163
0078 FRANKFORT PCT 022	178
0079 FRANKFORT PCT 023	131
0080 FRANKFORT PCT 024	66
0099 HOMER PCT 013	130
0100 HOMER PCT 014	164
0101 HOMER PCT 015	155
0102 HOMER PCT 016	119
0104 HOMER PCT 018	133
0180 NEW LENOX PCT 001	70
0181 NEW LENOX PCT 002	177
0182 NEW LENOX PCT 003	106
0183 NEW LENOX PCT 004	146
0184 NEW LENOX PCT 005	178
0185 NEW LENOX PCT 006	161
0186 NEW LENOX PCT 007	214
0187 NEW LENOX PCT 008	212
0188 NEW LENOX PCT 009	190
0189 NEW LENOX PCT 010	186
0190 NEW LENOX PCT 011	179
0191 NEW LENOX PCT 012	126
0192 NEW LENOX PCT 013	161
0193 NEW LENOX PCT 014	213
0194 NEW LENOX PCT 015	163
0195 NEW LENOX PCT 016	164
0196 NEW LENOX PCT 017	168
0198 NEW LENOX PCT 019	17

Total Republican Ballots Cast for
37th Representative District
7,261

REPRESENTATIVE IN THE GENERAL ASSEMBLY
38TH REPRESENTATIVE DISTRICT

VOTES PERCENT


Vote for not more than 1
01 = NO CANDIDATE FILED

0

01

0059 FRANKFORT PCT 003 0
0066 FRANKFORT PCT 010 0
0070 FRANKFORT PCT 014 0
0071 FRANKFORT PCT 015 0
0076 FRANKFORT PCT 020 0
0080 FRANKFORT PCT 024 0

Total Republican Ballots Cast for
38th Representative District
676



REPRESENTATIVE IN THE GENERAL ASSEMBLY
41ST REPRESENTATIVE DISTRICT

VOTES PERCENT

Vote for not more than 1

01 = Grant Wehrli

2,390 100.00

01

0019 DU PAGE PCT 001	146
0020 DU PAGE PCT 002	148
0025 DU PAGE PCT 007	114
0270 WHEATLAND PCT 005	159
0271 WHEATLAND PCT 006	200
0272 WHEATLAND PCT 007	180
0273 WHEATLAND PCT 008	157
0274 WHEATLAND PCT 009	233
0275 WHEATLAND PCT 010	145
0277 WHEATLAND PCT 012	32
0278 WHEATLAND PCT 013	146
0279 WHEATLAND PCT 014	157
0280 WHEATLAND PCT 015	99
0281 WHEATLAND PCT 016	21
0282 WHEATLAND PCT 017	114
0283 WHEATLAND PCT 018	176
0285 WHEATLAND PCT 020	130
0286 WHEATLAND PCT 021	33

Total Republican Ballots Cast for
41st Representative District
2,746

REPRESENTATIVE IN THE GENERAL ASSEMBLY
75TH REPRESENTATIVE DISTRICT

VOTES PERCENT


Vote for not more than 1
01 = David Allen Welter

1,431 100.00

01

0001 CHANNAHON PCT 001	163
0002 CHANNAHON PCT 002	188
0005 CHANNAHON PCT 005	11
0018 CUSTER PCT 001	178
0056 FLORENCE PCT 001	6
0237 REED PCT 001	105
0238 REED PCT 002	143
0239 REED PCT 003	120
0265 WESLEY PCT 001	145
0297 WILMINGTON PCT 001	115
0298 WILMINGTON PCT 002	134
0299 WILMINGTON PCT 003	123

Total Republican Ballots Cast for
75th Representative District
1,659



REPRESENTATIVE IN THE GENERAL ASSEMBLY
79TH REPRESENTATIVE DISTRICT

VOTES PERCENT

Vote for not more than 1
01 = Lindsay Parkhurst

447 100.00

01

0200 PEOTONE PCT 001 179
0201 PEOTONE PCT 002 181
0262 WASHINGTON PCT 001 3
0296 WILL PCT 001 67
0300 WILTON PCT 001 17

Total Republican Ballots Cast for
79th Representative District
510

REPRESENTATIVE IN THE GENERAL ASSEMBLY
80TH REPRESENTATIVE DISTRICT

VOTES PERCENT

Vote for not more than 1
01 = NO CANDIDATE FILED

0

01

0006 CRETE PCT 001	0
0056 FLORENCE PCT 001	0
0067 FRANKFORT PCT 011	0
0073 FRANKFORT PCT 017	0
0079 FRANKFORT PCT 023	0
0081 FRANKFORT PCT 025	0
0082 FRANKFORT PCT 026	0
0083 FRANKFORT PCT 027	0
0084 FRANKFORT PCT 028	0
0085 GREEN GARDEN PCT 001	0
0086 GREEN GARDEN PCT 002	0
0168 MANHATTAN PCT 001	0
0169 MANHATTAN PCT 002	0
0170 MANHATTAN PCT 003	0
0171 MANHATTAN PCT 004	0
0172 MONEE PCT 001	0
0173 MONEE PCT 002	0
0176 MONEE PCT 005	0
0177 MONEE PCT 006	0
0178 MONEE PCT 007	0
0195 NEW LENOX PCT 016	0
0196 NEW LENOX PCT 017	0
0197 NEW LENOX PCT 018	0
0198 NEW LENOX PCT 019	0
0199 NEW LENOX PCT 020	0
0200 PEOTONE PCT 001	0
0300 WILTON PCT 001	0

Total Republican Ballots Cast for
80th Representative District
3,215

REPRESENTATIVE IN THE GENERAL ASSEMBLY
81ST REPRESENTATIVE DISTRICT

VOTES PERCENT

Vote for not more than 1
01 = David S. Olsen

264 100.00

01

165

0021 DU PAGE PCT 003
0022 DU PAGE PCT 004
0025 DU PAGE PCT 007

58
41

Total Republican Ballots Cast for
81st Representative District
308

REPRESENTATIVE IN THE GENERAL ASSEMBLY
82ND REPRESENTATIVE DISTRICT

VOTES PERCENT

Vote for not more than 1

01 = Jim Durkin

1,625 69.50

02 = Michael "Mickey" Straub

713 30.50

	01	02
0087 HOMER PCT 001	117	56
0088 HOMER PCT 002	174	70
0089 HOMER PCT 003	106	38
0090 HOMER PCT 004	147	80
0091 HOMER PCT 005	125	54
0092 HOMER PCT 006	123	51
0093 HOMER PCT 007	100	47
0094 HOMER PCT 008	98	54
0095 HOMER PCT 009	97	46
0096 HOMER PCT 010	111	49
0097 HOMER PCT 011	108	47
0098 HOMER PCT 012	150	64
0103 HOMER PCT 017	169	57

Total Republican Ballots Cast for
82nd Representative District
2,442

REPRESENTATIVE IN THE GENERAL ASSEMBLY
84TH REPRESENTATIVE DISTRICT

VOTES PERCENT

Vote for not more than 1
01 = Patty Smith

869 100.00

01

0266 WHEATLAND PCT 001	317
0267 WHEATLAND PCT 002	266
0268 WHEATLAND PCT 003	130
0269 WHEATLAND PCT 004	72
0276 WHEATLAND PCT 011	44
0277 WHEATLAND PCT 012	40

Total Republican Ballots Cast for
84th Representative District
976

**For City of Aurora's ballots cast
and precinct breakdown – refer to
that section of this book**

REPRESENTATIVE IN THE GENERAL ASSEMBLY
85TH REPRESENTATIVE DISTRICT

VOTES PERCENT

Vote for not more than 1
01 = Lisa Bickus

2,893 100.00

01

0022 DU PAGE PCT 004	23
0023 DU PAGE PCT 005	87
0024 DU PAGE PCT 006	81
0026 DU PAGE PCT 008	78
0028 DU PAGE PCT 010	57
0029 DU PAGE PCT 011	68
0030 DU PAGE PCT 012	83
0031 DU PAGE PCT 013	71
0035 DU PAGE PCT 017	75
0036 DU PAGE PCT 018	82
0037 DU PAGE PCT 019	72
0038 DU PAGE PCT 020	41
0039 DU PAGE PCT 021	82
0040 DU PAGE PCT 022	99
0043 DU PAGE PCT 025	63
0044 DU PAGE PCT 026	74
0045 DU PAGE PCT 027	55
0046 DU PAGE PCT 028	65
0048 DU PAGE PCT 030	49
0050 DU PAGE PCT 032	112
0051 DU PAGE PCT 033	87
0054 DU PAGE PCT 036	65
0055 DU PAGE PCT 037	96
0145 LOCKPORT PCT 002	88
0146 LOCKPORT PCT 003	70
0147 LOCKPORT PCT 004	62
0148 LOCKPORT PCT 005	146
0153 LOCKPORT PCT 010	91
0154 LOCKPORT PCT 011	96
0155 LOCKPORT PCT 012	107
0158 LOCKPORT PCT 015	63
0159 LOCKPORT PCT 016	104
0160 LOCKPORT PCT 017	141
0161 LOCKPORT PCT 018	100
0162 LOCKPORT PCT 019	145
0166 LOCKPORT PCT 023	7
0167 LOCKPORT PCT 024	8

Total Republican Ballots Cast for
85th Representative District
3,375

REPRESENTATIVE IN THE GENERAL ASSEMBLY
86TH REPRESENTATIVE DISTRICT

VOTES PERCENT

Vote for not more than 1
01 = Rick Laib

3,161 100.00

01

0003 CHANNAHON PCT 003	160
0004 CHANNAHON PCT 004	165
0005 CHANNAHON PCT 005	108
0105 JACKSON PCT 001	114
0106 JACKSON PCT 002	127
0109 JOLIET PCT 003	51
0110 JOLIET PCT 004	71
0111 JOLIET PCT 005	7
0112 JOLIET PCT 006	4
0113 JOLIET PCT 007	26
0116 JOLIET PCT 010	69
0117 JOLIET PCT 011	53
0118 JOLIET PCT 012	30
0119 JOLIET PCT 013	8
0120 JOLIET PCT 014	8
0121 JOLIET PCT 015	34
0122 JOLIET PCT 016	35
0123 JOLIET PCT 017	104
0124 JOLIET PCT 018	154
0125 JOLIET PCT 019	80
0126 JOLIET PCT 020	56
0127 JOLIET PCT 021	105
0128 JOLIET PCT 022	61
0129 JOLIET PCT 023	28
0130 JOLIET PCT 024	45
0131 JOLIET PCT 025	73
0132 JOLIET PCT 026	45
0133 JOLIET PCT 027	16
0134 JOLIET PCT 028	10
0135 JOLIET PCT 029	39
0136 JOLIET PCT 030	69
0137 JOLIET PCT 031	48
0138 JOLIET PCT 032	5
0139 JOLIET PCT 033	63
0140 JOLIET PCT 034	28
0141 JOLIET PCT 035	41
0142 JOLIET PCT 036	24
0143 JOLIET PCT 037	56
0162 LOCKPORT PCT 019	2
0164 LOCKPORT PCT 021	76
0165 LOCKPORT PCT 022	75
0166 LOCKPORT PCT 023	64
0242 TROY PCT 003	131
0248 TROY PCT 009	54
0250 TROY PCT 011	206
0251 TROY PCT 012	130
0255 TROY PCT 016	91
0257 TROY PCT 018	72
0258 TROY PCT 019	40

Total Republican Ballots Cast for
86th Representative District
3,709

REPRESENTATIVE IN THE GENERAL ASSEMBLY
 97TH REPRESENTATIVE DISTRICT

VOTES PERCENT

Vote for not more than 1
 01 = Mark Batinick

5,105 100.00

 01

0202 PLAINFIELD PCT 001	97
0203 PLAINFIELD PCT 002	92
0204 PLAINFIELD PCT 003	155
0209 PLAINFIELD PCT 008	124
0210 PLAINFIELD PCT 009	145
0211 PLAINFIELD PCT 010	136
0214 PLAINFIELD PCT 013	168
0215 PLAINFIELD PCT 014	116
0216 PLAINFIELD PCT 015	148
0217 PLAINFIELD PCT 016	137
0220 PLAINFIELD PCT 019	49
0221 PLAINFIELD PCT 020	127
0223 PLAINFIELD PCT 022	163
0226 PLAINFIELD PCT 025	61
0227 PLAINFIELD PCT 026	18
0228 PLAINFIELD PCT 027	51
0240 TROY PCT 001	51
0246 TROY PCT 007	135
0247 TROY PCT 008	159
0249 TROY PCT 010	148
0252 TROY PCT 013	301
0253 TROY PCT 014	178
0254 TROY PCT 015	157
0256 TROY PCT 017	178
0259 TROY PCT 020	211
0260 TROY PCT 021	185
0261 TROY PCT 022	145
0266 WHEATLAND PCT 001	150
0276 WHEATLAND PCT 011	56
0278 WHEATLAND PCT 013	5
0281 WHEATLAND PCT 016	144
0286 WHEATLAND PCT 021	88
0287 WHEATLAND PCT 022	0
0288 WHEATLAND PCT 023	88
0289 WHEATLAND PCT 024	87
0290 WHEATLAND PCT 025	113
0291 WHEATLAND PCT 026	263
0292 WHEATLAND PCT 027	47
0293 WHEATLAND PCT 028	148
0294 WHEATLAND PCT 029	142
0295 WHEATLAND PCT 030	139

Total Republican Ballots Cast for
 97th Representative District
5,713

VOTES PERCENT

REPRESENTATIVE IN THE GENERAL ASSEMBLY
98TH REPRESENTATIVE DISTRICT


Vote for not more than 1
01 = Alyssia Benford

4,238 100.00

01

0027 DU PAGE PCT 009	67
0032 DU PAGE PCT 014	80
0033 DU PAGE PCT 015	82
0034 DU PAGE PCT 016	93
0041 DU PAGE PCT 023	75
0042 DU PAGE PCT 024	71
0047 DU PAGE PCT 029	58
0049 DU PAGE PCT 031	60
0052 DU PAGE PCT 034	150
0053 DU PAGE PCT 035	22
0054 DU PAGE PCT 036	44
0107 JOLIET PCT 001	56
0108 JOLIET PCT 002	60
0114 JOLIET PCT 008	57
0115 JOLIET PCT 009	42
0144 LOCKPORT PCT 001	345
0149 LOCKPORT PCT 006	68
0150 LOCKPORT PCT 007	46
0151 LOCKPORT PCT 008	25
0152 LOCKPORT PCT 009	196
0156 LOCKPORT PCT 013	290
0157 LOCKPORT PCT 014	106
0163 LOCKPORT PCT 020	116
0205 PLAINFIELD PCT 004	20
0206 PLAINFIELD PCT 005	70
0207 PLAINFIELD PCT 006	77
0208 PLAINFIELD PCT 007	52
0212 PLAINFIELD PCT 011	19
0213 PLAINFIELD PCT 012	61
0218 PLAINFIELD PCT 017	66
0219 PLAINFIELD PCT 018	77
0222 PLAINFIELD PCT 021	112
0224 PLAINFIELD PCT 023	72
0225 PLAINFIELD PCT 024	125
0227 PLAINFIELD PCT 026	21
0228 PLAINFIELD PCT 027	12
0229 PLAINFIELD PCT 028	76
0230 PLAINFIELD PCT 029	87
0231 PLAINFIELD PCT 030	110
0232 PLAINFIELD PCT 031	93
0233 PLAINFIELD PCT 032	75
0234 PLAINFIELD PCT 033	109
0235 PLAINFIELD PCT 034	49
0236 PLAINFIELD PCT 035	77
0240 TROY PCT 001	18
0241 TROY PCT 002	51
0243 TROY PCT 004	85
0244 TROY PCT 005	105
0245 TROY PCT 006	43
0248 TROY PCT 009	65
0284 WHEATLAND PCT 019	81
0287 WHEATLAND PCT 022	81
0291 WHEATLAND PCT 026	0
0292 WHEATLAND PCT 027	40

Total Republican Ballots Cast for
98th Representative District
4,802



REPUBLICAN PARTY

COUNTY OFFICES SUMMARY

COUNTY CLERK
COUNTY TREASURER
COUNTY SHERIFF

COUNTY CLERK

Vote for not more than 1
01 = Laurie McPhillips

VOTES PERCENT

34,336 100.00

01

0001 CHANNAHON PCT 001	160
0002 CHANNAHON PCT 002	192
0003 CHANNAHON PCT 003	170
0004 CHANNAHON PCT 004	163
0005 CHANNAHON PCT 005	118
0006 CRETE PCT 001	63
0007 CRETE PCT 002	59
0008 CRETE PCT 003	70
0009 CRETE PCT 004	91
0010 CRETE PCT 005	66
0011 CRETE PCT 006	122
0012 CRETE PCT 007	84
0013 CRETE PCT 008	100
0014 CRETE PCT 009	104
0015 CRETE PCT 010	64
0016 CRETE PCT 011	149
0017 CRETE PCT 012	138
0018 CUSTER PCT 001	182
0019 DU PAGE PCT 001	134
0020 DU PAGE PCT 002	145
0021 DU PAGE PCT 003	166
0022 DU PAGE PCT 004	77
0023 DU PAGE PCT 005	83
0024 DU PAGE PCT 006	82
0025 DU PAGE PCT 007	149
0026 DU PAGE PCT 008	80
0027 DU PAGE PCT 009	69
0028 DU PAGE PCT 010	61
0029 DU PAGE PCT 011	71
0030 DU PAGE PCT 012	80
0031 DU PAGE PCT 013	71
0032 DU PAGE PCT 014	80
0033 DU PAGE PCT 015	86
0034 DU PAGE PCT 016	94
0035 DU PAGE PCT 017	77
0036 DU PAGE PCT 018	82
0037 DU PAGE PCT 019	71
0038 DU PAGE PCT 020	43
0039 DU PAGE PCT 021	83
0040 DU PAGE PCT 022	103
0041 DU PAGE PCT 023	75
0042 DU PAGE PCT 024	70
0043 DU PAGE PCT 025	65
0044 DU PAGE PCT 026	73
0045 DU PAGE PCT 027	56
0046 DU PAGE PCT 028	66
0047 DU PAGE PCT 029	59
0048 DU PAGE PCT 030	49
0049 DU PAGE PCT 031	63
0050 DU PAGE PCT 032	113
0051 DU PAGE PCT 033	92
0052 DU PAGE PCT 034	153
0053 DU PAGE PCT 035	23
0054 DU PAGE PCT 036	111
0055 DU PAGE PCT 037	94

**For City of Aurora's ballots cast
and precinct breakdown – refer to
that section of this book**

VOTES PERCENT

COUNTY CLERK

Vote for not more than 1
 01 = Laurie McPhillips

34,336 100.00

(CONTINUED FROM PREVIOUS PAGE)

 01

0056 FLORENCE PCT 001	63
0057 FRANKFORT PCT 001	202
0058 FRANKFORT PCT 002	171
0059 FRANKFORT PCT 003	127
0060 FRANKFORT PCT 004	99
0061 FRANKFORT PCT 005	192
0062 FRANKFORT PCT 006	132
0063 FRANKFORT PCT 007	135
0064 FRANKFORT PCT 008	125
0065 FRANKFORT PCT 009	116
0066 FRANKFORT PCT 010	116
0067 FRANKFORT PCT 011	168
0068 FRANKFORT PCT 012	137
0069 FRANKFORT PCT 013	119
0070 FRANKFORT PCT 014	122
0071 FRANKFORT PCT 015	130
0072 FRANKFORT PCT 016	152
0073 FRANKFORT PCT 017	229
0074 FRANKFORT PCT 018	177
0075 FRANKFORT PCT 019	130
0076 FRANKFORT PCT 020	167
0077 FRANKFORT PCT 021	162
0078 FRANKFORT PCT 022	170
0079 FRANKFORT PCT 023	169
0080 FRANKFORT PCT 024	104
0081 FRANKFORT PCT 025	181
0082 FRANKFORT PCT 026	172
0083 FRANKFORT PCT 027	104
0084 FRANKFORT PCT 028	144
0085 GREEN GARDEN PCT 001	210
0086 GREEN GARDEN PCT 002	176
0087 HOMER PCT 001	170
0088 HOMER PCT 002	197
0089 HOMER PCT 003	125
0090 HOMER PCT 004	203
0091 HOMER PCT 005	158
0092 HOMER PCT 006	162
0093 HOMER PCT 007	128
0094 HOMER PCT 008	138
0095 HOMER PCT 009	115
0096 HOMER PCT 010	147
0097 HOMER PCT 011	141
0098 HOMER PCT 012	185
0099 HOMER PCT 013	125
0100 HOMER PCT 014	161
0101 HOMER PCT 015	151
0102 HOMER PCT 016	118
0103 HOMER PCT 017	200
0104 HOMER PCT 018	131
0105 JACKSON PCT 001	119
0106 JACKSON PCT 002	132
0107 JOLIET PCT 001	57
0108 JOLIET PCT 002	62
0109 JOLIET PCT 003	52
0110 JOLIET PCT 004	73

VOTES PERCENT

COUNTY CLERK

Vote for not more than 1
 01 = Laurie McPhillips

34,336 100.00

(CONTINUED FROM PREVIOUS PAGE)

 01

0111 JOLIET PCT 005	6
0112 JOLIET PCT 006	4
0113 JOLIET PCT 007	24
0114 JOLIET PCT 008	65
0115 JOLIET PCT 009	46
0116 JOLIET PCT 010	70
0117 JOLIET PCT 011	52
0118 JOLIET PCT 012	30
0119 JOLIET PCT 013	8
0120 JOLIET PCT 014	8
0121 JOLIET PCT 015	36
0122 JOLIET PCT 016	35
0123 JOLIET PCT 017	109
0124 JOLIET PCT 018	161
0125 JOLIET PCT 019	81
0126 JOLIET PCT 020	56
0127 JOLIET PCT 021	111
0128 JOLIET PCT 022	59
0129 JOLIET PCT 023	30
0130 JOLIET PCT 024	48
0131 JOLIET PCT 025	78
0132 JOLIET PCT 026	45
0133 JOLIET PCT 027	17
0134 JOLIET PCT 028	10
0135 JOLIET PCT 029	39
0136 JOLIET PCT 030	72
0137 JOLIET PCT 031	52
0138 JOLIET PCT 032	6
0139 JOLIET PCT 033	70
0140 JOLIET PCT 034	26
0141 JOLIET PCT 035	41
0142 JOLIET PCT 036	25
0143 JOLIET PCT 037	56
0144 LOCKPORT PCT 001	350
0145 LOCKPORT PCT 002	92
0146 LOCKPORT PCT 003	71
0147 LOCKPORT PCT 004	64
0148 LOCKPORT PCT 005	152
0149 LOCKPORT PCT 006	70
0150 LOCKPORT PCT 007	45
0151 LOCKPORT PCT 008	25
0152 LOCKPORT PCT 009	200
0153 LOCKPORT PCT 010	95
0154 LOCKPORT PCT 011	96
0155 LOCKPORT PCT 012	103
0156 LOCKPORT PCT 013	294
0157 LOCKPORT PCT 014	114
0158 LOCKPORT PCT 015	65
0159 LOCKPORT PCT 016	108
0160 LOCKPORT PCT 017	146
0161 LOCKPORT PCT 018	102
0162 LOCKPORT PCT 019	148
0163 LOCKPORT PCT 020	115
0164 LOCKPORT PCT 021	80
0165 LOCKPORT PCT 022	79

VOTES PERCENT

COUNTY CLERK

Vote for not more than 1
01 = Laurie McPhillips

34,336 100.00

(CONTINUED FROM PREVIOUS PAGE)

01

0166 LOCKPORT PCT 023	73
0167 LOCKPORT PCT 024	8
0168 MANHATTAN PCT 001	108
0169 MANHATTAN PCT 002	147
0170 MANHATTAN PCT 003	188
0171 MANHATTAN PCT 004	97
0172 MONEE PCT 001	38
0173 MONEE PCT 002	14
0174 MONEE PCT 003	110
0175 MONEE PCT 004	102
0176 MONEE PCT 005	4
0177 MONEE PCT 006	6
0178 MONEE PCT 007	7
0179 MONEE PCT 008	96
0180 NEW LENOX PCT 001	72
0181 NEW LENOX PCT 002	179
0182 NEW LENOX PCT 003	103
0183 NEW LENOX PCT 004	144
0184 NEW LENOX PCT 005	177
0185 NEW LENOX PCT 006	164
0186 NEW LENOX PCT 007	209
0187 NEW LENOX PCT 008	206
0188 NEW LENOX PCT 009	190
0189 NEW LENOX PCT 010	187
0190 NEW LENOX PCT 011	179
0191 NEW LENOX PCT 012	125
0192 NEW LENOX PCT 013	156
0193 NEW LENOX PCT 014	207
0194 NEW LENOX PCT 015	158
0195 NEW LENOX PCT 016	164
0196 NEW LENOX PCT 017	178
0197 NEW LENOX PCT 018	133
0198 NEW LENOX PCT 019	154
0199 NEW LENOX PCT 020	254
0200 PEOTONE PCT 001	218
0201 PEOTONE PCT 002	182
0202 PLAINFIELD PCT 001	95
0203 PLAINFIELD PCT 002	92
0204 PLAINFIELD PCT 003	150
0205 PLAINFIELD PCT 004	21
0206 PLAINFIELD PCT 005	70
0207 PLAINFIELD PCT 006	78
0208 PLAINFIELD PCT 007	53
0209 PLAINFIELD PCT 008	122
0210 PLAINFIELD PCT 009	139
0211 PLAINFIELD PCT 010	138
0212 PLAINFIELD PCT 011	19
0213 PLAINFIELD PCT 012	62
0214 PLAINFIELD PCT 013	168
0215 PLAINFIELD PCT 014	116
0216 PLAINFIELD PCT 015	150
0217 PLAINFIELD PCT 016	136
0218 PLAINFIELD PCT 017	67
0219 PLAINFIELD PCT 018	80
0220 PLAINFIELD PCT 019	48

VOTES PERCENT

COUNTY CLERK

Vote for not more than 1
01 = Laurie McPhillips

34,336 100.00

(CONTINUED FROM PREVIOUS PAGE)

01

0221 PLAINFIELD PCT 020	131
0222 PLAINFIELD PCT 021	117
0223 PLAINFIELD PCT 022	161
0224 PLAINFIELD PCT 023	73
0225 PLAINFIELD PCT 024	130
0226 PLAINFIELD PCT 025	59
0227 PLAINFIELD PCT 026	39
0228 PLAINFIELD PCT 027	64
0229 PLAINFIELD PCT 028	77
0230 PLAINFIELD PCT 029	90
0231 PLAINFIELD PCT 030	112
0232 PLAINFIELD PCT 031	92
0233 PLAINFIELD PCT 032	74
0234 PLAINFIELD PCT 033	110
0235 PLAINFIELD PCT 034	51
0236 PLAINFIELD PCT 035	80
0237 REED PCT 001	105
0238 REED PCT 002	143
0239 REED PCT 003	121
0240 TROY PCT 001	68
0241 TROY PCT 002	54
0242 TROY PCT 003	139
0243 TROY PCT 004	90
0244 TROY PCT 005	109
0245 TROY PCT 006	46
0246 TROY PCT 007	128
0247 TROY PCT 008	156
0248 TROY PCT 009	124
0249 TROY PCT 010	150
0250 TROY PCT 011	216
0251 TROY PCT 012	131
0252 TROY PCT 013	302
0253 TROY PCT 014	176
0254 TROY PCT 015	155
0255 TROY PCT 016	96
0256 TROY PCT 017	181
0257 TROY PCT 018	72
0258 TROY PCT 019	44
0259 TROY PCT 020	203
0260 TROY PCT 021	188
0261 TROY PCT 022	144
0262 WASHINGTON PCT 001	145
0263 WASHINGTON PCT 002	150
0264 WASHINGTON PCT 003	123
0265 WESLEY PCT 001	141
0266 WHEATLAND PCT 001	462
0267 WHEATLAND PCT 002	268
0268 WHEATLAND PCT 003	129
0269 WHEATLAND PCT 004	71
0270 WHEATLAND PCT 005	147
0271 WHEATLAND PCT 006	200
0272 WHEATLAND PCT 007	179
0273 WHEATLAND PCT 008	153
0274 WHEATLAND PCT 009	235
0275 WHEATLAND PCT 010	144

ABSTRACT OF VOTES

WILL COUNTY, ILLINOIS
GENERAL PRIMARY ELECTION
MARCH 20, 2018
REPUBLICAN

OFFICIAL RESULTS

REPORT-EL52

PAGE 0065

VOTES PERCENT

COUNTY CLERK

Vote for not more than 1
01 = Laurie McPhillips

34,336 100.00

(CONTINUED FROM PREVIOUS PAGE) 01

0276 WHEATLAND PCT 011	96
0277 WHEATLAND PCT 012	73
0278 WHEATLAND PCT 013	150
0279 WHEATLAND PCT 014	152
0280 WHEATLAND PCT 015	96
0281 WHEATLAND PCT 016	164
0282 WHEATLAND PCT 017	113
0283 WHEATLAND PCT 018	173
0284 WHEATLAND PCT 019	82
0285 WHEATLAND PCT 020	130
0286 WHEATLAND PCT 021	116
0287 WHEATLAND PCT 022	82
0288 WHEATLAND PCT 023	88
0289 WHEATLAND PCT 024	86
0290 WHEATLAND PCT 025	114
0291 WHEATLAND PCT 026	266
0292 WHEATLAND PCT 027	87
0293 WHEATLAND PCT 028	145
0294 WHEATLAND PCT 029	142
0295 WHEATLAND PCT 030	136
0296 WILL PCT 001	158
0297 WILMINGTON PCT 001	114
0298 WILMINGTON PCT 002	135
0299 WILMINGTON PCT 003	121
0300 WILTON PCT 001	143

COUNTY TREASURER

Vote for not more than 1
01 = Steve Weber

VOTES PERCENT
34,325 100.00

01

0001 CHANNAHON PCT 001	161
0002 CHANNAHON PCT 002	191
0003 CHANNAHON PCT 003	163
0004 CHANNAHON PCT 004	162
0005 CHANNAHON PCT 005	118
0006 CRETE PCT 001	63
0007 CRETE PCT 002	58
0008 CRETE PCT 003	71
0009 CRETE PCT 004	92
0010 CRETE PCT 005	68
0011 CRETE PCT 006	126
0012 CRETE PCT 007	83
0013 CRETE PCT 008	100
0014 CRETE PCT 009	107
0015 CRETE PCT 010	68
0016 CRETE PCT 011	150
0017 CRETE PCT 012	137
0018 CUSTER PCT 001	187
0019 DU PAGE PCT 001	135
0020 DU PAGE PCT 002	144
0021 DU PAGE PCT 003	167
0022 DU PAGE PCT 004	77
0023 DU PAGE PCT 005	82
0024 DU PAGE PCT 006	82
0025 DU PAGE PCT 007	151
0026 DU PAGE PCT 008	77
0027 DU PAGE PCT 009	69
0028 DU PAGE PCT 010	58
0029 DU PAGE PCT 011	70
0030 DU PAGE PCT 012	84
0031 DU PAGE PCT 013	70
0032 DU PAGE PCT 014	80
0033 DU PAGE PCT 015	86
0034 DU PAGE PCT 016	94
0035 DU PAGE PCT 017	77
0036 DU PAGE PCT 018	85
0037 DU PAGE PCT 019	70
0038 DU PAGE PCT 020	42
0039 DU PAGE PCT 021	81
0040 DU PAGE PCT 022	100
0041 DU PAGE PCT 023	72
0042 DU PAGE PCT 024	71
0043 DU PAGE PCT 025	64
0044 DU PAGE PCT 026	73
0045 DU PAGE PCT 027	55
0046 DU PAGE PCT 028	65
0047 DU PAGE PCT 029	57
0048 DU PAGE PCT 030	48
0049 DU PAGE PCT 031	61
0050 DU PAGE PCT 032	113
0051 DU PAGE PCT 033	95
0052 DU PAGE PCT 034	155
0053 DU PAGE PCT 035	22
0054 DU PAGE PCT 036	107
0055 DU PAGE PCT 037	98

**For City of Aurora's ballots cast
and precinct breakdown – refer to
that section of this book**

COUNTY TREASURER

Vote for not more than 1
 01 = Steve Weber

VOTES PERCENT
 34,325 100.00

(CONTINUED FROM PREVIOUS PAGE)	-----	01

0056 FLORENCE PCT 001		63
0057 FRANKFORT PCT 001		204
0058 FRANKFORT PCT 002		170
0059 FRANKFORT PCT 003		127
0060 FRANKFORT PCT 004		100
0061 FRANKFORT PCT 005		197
0062 FRANKFORT PCT 006		136
0063 FRANKFORT PCT 007		136
0064 FRANKFORT PCT 008		129
0065 FRANKFORT PCT 009		116
0066 FRANKFORT PCT 010		115
0067 FRANKFORT PCT 011		171
0068 FRANKFORT PCT 012		143
0069 FRANKFORT PCT 013		117
0070 FRANKFORT PCT 014		124
0071 FRANKFORT PCT 015		130
0072 FRANKFORT PCT 016		150
0073 FRANKFORT PCT 017		233
0074 FRANKFORT PCT 018		179
0075 FRANKFORT PCT 019		132
0076 FRANKFORT PCT 020		169
0077 FRANKFORT PCT 021		161
0078 FRANKFORT PCT 022		170
0079 FRANKFORT PCT 023		175
0080 FRANKFORT PCT 024		105
0081 FRANKFORT PCT 025		183
0082 FRANKFORT PCT 026		170
0083 FRANKFORT PCT 027		105
0084 FRANKFORT PCT 028		148
0085 GREEN GARDEN PCT 001		216
0086 GREEN GARDEN PCT 002		178
0087 HOMER PCT 001		167
0088 HOMER PCT 002		194
0089 HOMER PCT 003		124
0090 HOMER PCT 004		206
0091 HOMER PCT 005		157
0092 HOMER PCT 006		162
0093 HOMER PCT 007		129
0094 HOMER PCT 008		140
0095 HOMER PCT 009		117
0096 HOMER PCT 010		145
0097 HOMER PCT 011		141
0098 HOMER PCT 012		188
0099 HOMER PCT 013		127
0100 HOMER PCT 014		161
0101 HOMER PCT 015		150
0102 HOMER PCT 016		121
0103 HOMER PCT 017		201
0104 HOMER PCT 018		131
0105 JACKSON PCT 001		118
0106 JACKSON PCT 002		133
0107 JOLIET PCT 001		58
0108 JOLIET PCT 002		64
0109 JOLIET PCT 003		54
0110 JOLIET PCT 004		71

ABSTRACT OF VOTES

WILL COUNTY, ILLINOIS
GENERAL PRIMARY ELECTION
MARCH 20, 2018
REPUBLICAN

OFFICIAL RESULTS

REPORT-EL52

PAGE 0068

VOTES PERCENT

COUNTY TREASURER

Vote for not more than 1

01 = Steve Weber

34,325 100.00

(CONTINUED FROM PREVIOUS PAGE)

01

0111 JOLIET PCT 005	7
0112 JOLIET PCT 006	4
0113 JOLIET PCT 007	26
0114 JOLIET PCT 008	63
0115 JOLIET PCT 009	48
0116 JOLIET PCT 010	68
0117 JOLIET PCT 011	53
0118 JOLIET PCT 012	30
0119 JOLIET PCT 013	9
0120 JOLIET PCT 014	8
0121 JOLIET PCT 015	35
0122 JOLIET PCT 016	36
0123 JOLIET PCT 017	109
0124 JOLIET PCT 018	157
0125 JOLIET PCT 019	81
0126 JOLIET PCT 020	56
0127 JOLIET PCT 021	110
0128 JOLIET PCT 022	57
0129 JOLIET PCT 023	28
0130 JOLIET PCT 024	48
0131 JOLIET PCT 025	76
0132 JOLIET PCT 026	45
0133 JOLIET PCT 027	17
0134 JOLIET PCT 028	10
0135 JOLIET PCT 029	39
0136 JOLIET PCT 030	71
0137 JOLIET PCT 031	47
0138 JOLIET PCT 032	5
0139 JOLIET PCT 033	64
0140 JOLIET PCT 034	26
0141 JOLIET PCT 035	45
0142 JOLIET PCT 036	23
0143 JOLIET PCT 037	57
0144 LOCKPORT PCT 001	348
0145 LOCKPORT PCT 002	88
0146 LOCKPORT PCT 003	69
0147 LOCKPORT PCT 004	64
0148 LOCKPORT PCT 005	149
0149 LOCKPORT PCT 006	71
0150 LOCKPORT PCT 007	46
0151 LOCKPORT PCT 008	25
0152 LOCKPORT PCT 009	200
0153 LOCKPORT PCT 010	95
0154 LOCKPORT PCT 011	97
0155 LOCKPORT PCT 012	103
0156 LOCKPORT PCT 013	292
0157 LOCKPORT PCT 014	112
0158 LOCKPORT PCT 015	67
0159 LOCKPORT PCT 016	110
0160 LOCKPORT PCT 017	146
0161 LOCKPORT PCT 018	104
0162 LOCKPORT PCT 019	145
0163 LOCKPORT PCT 020	118
0164 LOCKPORT PCT 021	76
0165 LOCKPORT PCT 022	82

VOTES PERCENT

COUNTY TREASURER

Vote for not more than 1

01 = Steve Weber

34,325 100.00

(CONTINUED FROM PREVIOUS PAGE)

01

0166 LOCKPORT PCT 023	70
0167 LOCKPORT PCT 024	7
0168 MANHATTAN PCT 001	112
0169 MANHATTAN PCT 002	147
0170 MANHATTAN PCT 003	191
0171 MANHATTAN PCT 004	98
0172 MONEE PCT 001	39
0173 MONEE PCT 002	14
0174 MONEE PCT 003	111
0175 MONEE PCT 004	99
0176 MONEE PCT 005	3
0177 MONEE PCT 006	6
0178 MONEE PCT 007	7
0179 MONEE PCT 008	97
0180 NEW LENOX PCT 001	72
0181 NEW LENOX PCT 002	178
0182 NEW LENOX PCT 003	100
0183 NEW LENOX PCT 004	144
0184 NEW LENOX PCT 005	176
0185 NEW LENOX PCT 006	162
0186 NEW LENOX PCT 007	208
0187 NEW LENOX PCT 008	206
0188 NEW LENOX PCT 009	191
0189 NEW LENOX PCT 010	186
0190 NEW LENOX PCT 011	181
0191 NEW LENOX PCT 012	127
0192 NEW LENOX PCT 013	154
0193 NEW LENOX PCT 014	211
0194 NEW LENOX PCT 015	158
0195 NEW LENOX PCT 016	160
0196 NEW LENOX PCT 017	177
0197 NEW LENOX PCT 018	131
0198 NEW LENOX PCT 019	153
0199 NEW LENOX PCT 020	254
0200 PEOTONE PCT 001	219
0201 PEOTONE PCT 002	184
0202 PLAINFIELD PCT 001	93
0203 PLAINFIELD PCT 002	90
0204 PLAINFIELD PCT 003	152
0205 PLAINFIELD PCT 004	21
0206 PLAINFIELD PCT 005	69
0207 PLAINFIELD PCT 006	79
0208 PLAINFIELD PCT 007	51
0209 PLAINFIELD PCT 008	122
0210 PLAINFIELD PCT 009	140
0211 PLAINFIELD PCT 010	137
0212 PLAINFIELD PCT 011	19
0213 PLAINFIELD PCT 012	64
0214 PLAINFIELD PCT 013	164
0215 PLAINFIELD PCT 014	116
0216 PLAINFIELD PCT 015	149
0217 PLAINFIELD PCT 016	132
0218 PLAINFIELD PCT 017	67
0219 PLAINFIELD PCT 018	82
0220 PLAINFIELD PCT 019	49

VOTES PERCENT

COUNTY TREASURER

Vote for not more than 1
01 = Steve Weber

34,325 100.00

(CONTINUED FROM PREVIOUS PAGE) 01

0221 PLAINFIELD PCT 020	129
0222 PLAINFIELD PCT 021	115
0223 PLAINFIELD PCT 022	161
0224 PLAINFIELD PCT 023	75
0225 PLAINFIELD PCT 024	129
0226 PLAINFIELD PCT 025	61
0227 PLAINFIELD PCT 026	39
0228 PLAINFIELD PCT 027	63
0229 PLAINFIELD PCT 028	77
0230 PLAINFIELD PCT 029	90
0231 PLAINFIELD PCT 030	111
0232 PLAINFIELD PCT 031	91
0233 PLAINFIELD PCT 032	74
0234 PLAINFIELD PCT 033	109
0235 PLAINFIELD PCT 034	52
0236 PLAINFIELD PCT 035	79
0237 REED PCT 001	103
0238 REED PCT 002	144
0239 REED PCT 003	120
0240 TROY PCT 001	67
0241 TROY PCT 002	55
0242 TROY PCT 003	141
0243 TROY PCT 004	86
0244 TROY PCT 005	108
0245 TROY PCT 006	45
0246 TROY PCT 007	129
0247 TROY PCT 008	158
0248 TROY PCT 009	119
0249 TROY PCT 010	144
0250 TROY PCT 011	216
0251 TROY PCT 012	131
0252 TROY PCT 013	302
0253 TROY PCT 014	173
0254 TROY PCT 015	157
0255 TROY PCT 016	97
0256 TROY PCT 017	177
0257 TROY PCT 018	70
0258 TROY PCT 019	45
0259 TROY PCT 020	205
0260 TROY PCT 021	189
0261 TROY PCT 022	143
0262 WASHINGTON PCT 001	135
0263 WASHINGTON PCT 002	150
0264 WASHINGTON PCT 003	122
0265 WESLEY PCT 001	143
0266 WHEATLAND PCT 001	463
0267 WHEATLAND PCT 002	271
0268 WHEATLAND PCT 003	129
0269 WHEATLAND PCT 004	73
0270 WHEATLAND PCT 005	150
0271 WHEATLAND PCT 006	202
0272 WHEATLAND PCT 007	178
0273 WHEATLAND PCT 008	155
0274 WHEATLAND PCT 009	237
0275 WHEATLAND PCT 010	143

VOTES PERCENT

COUNTY TREASURER

Vote for not more than 1
 01 = Steve Weber

34,325 100.00

(CONTINUED FROM PREVIOUS PAGE) 01

0276 WHEATLAND PCT 011	98
0277 WHEATLAND PCT 012	71
0278 WHEATLAND PCT 013	148
0279 WHEATLAND PCT 014	154
0280 WHEATLAND PCT 015	94
0281 WHEATLAND PCT 016	164
0282 WHEATLAND PCT 017	113
0283 WHEATLAND PCT 018	172
0284 WHEATLAND PCT 019	80
0285 WHEATLAND PCT 020	130
0286 WHEATLAND PCT 021	117
0287 WHEATLAND PCT 022	80
0288 WHEATLAND PCT 023	84
0289 WHEATLAND PCT 024	85
0290 WHEATLAND PCT 025	112
0291 WHEATLAND PCT 026	261
0292 WHEATLAND PCT 027	86
0293 WHEATLAND PCT 028	147
0294 WHEATLAND PCT 029	140
0295 WHEATLAND PCT 030	136
0296 WILL PCT 001	159
0297 WILMINGTON PCT 001	115
0298 WILMINGTON PCT 002	136
0299 WILMINGTON PCT 003	120
0300 WILTON PCT 001	146

COUNTY SHERIFF

Vote for not more than 1
01 = Jim Reilly

VOTES PERCENT

34,075 100.00

01

0001 CHANNAHON PCT 001	158
0002 CHANNAHON PCT 002	188
0003 CHANNAHON PCT 003	163
0004 CHANNAHON PCT 004	159
0005 CHANNAHON PCT 005	113
0006 CRETE PCT 001	63
0007 CRETE PCT 002	60
0008 CRETE PCT 003	70
0009 CRETE PCT 004	91
0010 CRETE PCT 005	69
0011 CRETE PCT 006	123
0012 CRETE PCT 007	83
0013 CRETE PCT 008	100
0014 CRETE PCT 009	107
0015 CRETE PCT 010	67
0016 CRETE PCT 011	151
0017 CRETE PCT 012	137
0018 CUSTER PCT 001	183
0019 DU PAGE PCT 001	136
0020 DU PAGE PCT 002	145
0021 DU PAGE PCT 003	165
0022 DU PAGE PCT 004	77
0023 DU PAGE PCT 005	84
0024 DU PAGE PCT 006	82
0025 DU PAGE PCT 007	150
0026 DU PAGE PCT 008	80
0027 DU PAGE PCT 009	67
0028 DU PAGE PCT 010	56
0029 DU PAGE PCT 011	73
0030 DU PAGE PCT 012	82
0031 DU PAGE PCT 013	71
0032 DU PAGE PCT 014	81
0033 DU PAGE PCT 015	84
0034 DU PAGE PCT 016	92
0035 DU PAGE PCT 017	78
0036 DU PAGE PCT 018	85
0037 DU PAGE PCT 019	71
0038 DU PAGE PCT 020	41
0039 DU PAGE PCT 021	83
0040 DU PAGE PCT 022	101
0041 DU PAGE PCT 023	72
0042 DU PAGE PCT 024	70
0043 DU PAGE PCT 025	64
0044 DU PAGE PCT 026	72
0045 DU PAGE PCT 027	55
0046 DU PAGE PCT 028	65
0047 DU PAGE PCT 029	58
0048 DU PAGE PCT 030	49
0049 DU PAGE PCT 031	61
0050 DU PAGE PCT 032	114
0051 DU PAGE PCT 033	91
0052 DU PAGE PCT 034	158
0053 DU PAGE PCT 035	22
0054 DU PAGE PCT 036	113
0055 DU PAGE PCT 037	96

**For City of Aurora's ballots cast
and precinct breakdown – refer to
that section of this book**

VOTES PERCENT

COUNTY SHERIFF

Vote for not more than 1
 01 = Jim Reilly

34,075 100.00

(CONTINUED FROM PREVIOUS PAGE)

 01

0056 FLORENCE PCT 001	62
0057 FRANKFORT PCT 001	203
0058 FRANKFORT PCT 002	168
0059 FRANKFORT PCT 003	130
0060 FRANKFORT PCT 004	101
0061 FRANKFORT PCT 005	198
0062 FRANKFORT PCT 006	130
0063 FRANKFORT PCT 007	136
0064 FRANKFORT PCT 008	124
0065 FRANKFORT PCT 009	117
0066 FRANKFORT PCT 010	117
0067 FRANKFORT PCT 011	168
0068 FRANKFORT PCT 012	137
0069 FRANKFORT PCT 013	119
0070 FRANKFORT PCT 014	125
0071 FRANKFORT PCT 015	132
0072 FRANKFORT PCT 016	148
0073 FRANKFORT PCT 017	223
0074 FRANKFORT PCT 018	174
0075 FRANKFORT PCT 019	132
0076 FRANKFORT PCT 020	170
0077 FRANKFORT PCT 021	162
0078 FRANKFORT PCT 022	169
0079 FRANKFORT PCT 023	172
0080 FRANKFORT PCT 024	104
0081 FRANKFORT PCT 025	184
0082 FRANKFORT PCT 026	171
0083 FRANKFORT PCT 027	103
0084 FRANKFORT PCT 028	150
0085 GREEN GARDEN PCT 001	213
0086 GREEN GARDEN PCT 002	177
0087 HOMER PCT 001	162
0088 HOMER PCT 002	198
0089 HOMER PCT 003	127
0090 HOMER PCT 004	210
0091 HOMER PCT 005	161
0092 HOMER PCT 006	164
0093 HOMER PCT 007	128
0094 HOMER PCT 008	139
0095 HOMER PCT 009	119
0096 HOMER PCT 010	145
0097 HOMER PCT 011	141
0098 HOMER PCT 012	186
0099 HOMER PCT 013	127
0100 HOMER PCT 014	164
0101 HOMER PCT 015	151
0102 HOMER PCT 016	117
0103 HOMER PCT 017	193
0104 HOMER PCT 018	134
0105 JACKSON PCT 001	115
0106 JACKSON PCT 002	133
0107 JOLIET PCT 001	56
0108 JOLIET PCT 002	63
0109 JOLIET PCT 003	53
0110 JOLIET PCT 004	72

VOTES PERCENT

COUNTY SHERIFF

Vote for not more than 1

01 = Jim Reilly

34,075 100.00

(CONTINUED FROM PREVIOUS PAGE)

 01

0111 JOLIET PCT 005	7
0112 JOLIET PCT 006	4
0113 JOLIET PCT 007	26
0114 JOLIET PCT 008	64
0115 JOLIET PCT 009	48
0116 JOLIET PCT 010	67
0117 JOLIET PCT 011	53
0118 JOLIET PCT 012	30
0119 JOLIET PCT 013	7
0120 JOLIET PCT 014	8
0121 JOLIET PCT 015	35
0122 JOLIET PCT 016	36
0123 JOLIET PCT 017	110
0124 JOLIET PCT 018	155
0125 JOLIET PCT 019	80
0126 JOLIET PCT 020	54
0127 JOLIET PCT 021	110
0128 JOLIET PCT 022	57
0129 JOLIET PCT 023	28
0130 JOLIET PCT 024	49
0131 JOLIET PCT 025	71
0132 JOLIET PCT 026	44
0133 JOLIET PCT 027	15
0134 JOLIET PCT 028	10
0135 JOLIET PCT 029	39
0136 JOLIET PCT 030	70
0137 JOLIET PCT 031	49
0138 JOLIET PCT 032	4
0139 JOLIET PCT 033	63
0140 JOLIET PCT 034	27
0141 JOLIET PCT 035	44
0142 JOLIET PCT 036	23
0143 JOLIET PCT 037	56
0144 LOCKPORT PCT 001	345
0145 LOCKPORT PCT 002	89
0146 LOCKPORT PCT 003	71
0147 LOCKPORT PCT 004	63
0148 LOCKPORT PCT 005	146
0149 LOCKPORT PCT 006	72
0150 LOCKPORT PCT 007	46
0151 LOCKPORT PCT 008	25
0152 LOCKPORT PCT 009	202
0153 LOCKPORT PCT 010	92
0154 LOCKPORT PCT 011	96
0155 LOCKPORT PCT 012	104
0156 LOCKPORT PCT 013	295
0157 LOCKPORT PCT 014	112
0158 LOCKPORT PCT 015	66
0159 LOCKPORT PCT 016	107
0160 LOCKPORT PCT 017	139
0161 LOCKPORT PCT 018	99
0162 LOCKPORT PCT 019	145
0163 LOCKPORT PCT 020	117
0164 LOCKPORT PCT 021	75
0165 LOCKPORT PCT 022	77

VOTES PERCENT

COUNTY SHERIFF

Vote for not more than 1
01 = Jim Reilly

34,075 100.00

(CONTINUED FROM PREVIOUS PAGE)

01

0166 LOCKPORT PCT 023	71
0167 LOCKPORT PCT 024	6
0168 MANHATTAN PCT 001	106
0169 MANHATTAN PCT 002	143
0170 MANHATTAN PCT 003	187
0171 MANHATTAN PCT 004	96
0172 MONEE PCT 001	39
0173 MONEE PCT 002	14
0174 MONEE PCT 003	110
0175 MONEE PCT 004	99
0176 MONEE PCT 005	3
0177 MONEE PCT 006	6
0178 MONEE PCT 007	6
0179 MONEE PCT 008	95
0180 NEW LENOX PCT 001	71
0181 NEW LENOX PCT 002	175
0182 NEW LENOX PCT 003	100
0183 NEW LENOX PCT 004	140
0184 NEW LENOX PCT 005	172
0185 NEW LENOX PCT 006	160
0186 NEW LENOX PCT 007	204
0187 NEW LENOX PCT 008	208
0188 NEW LENOX PCT 009	191
0189 NEW LENOX PCT 010	182
0190 NEW LENOX PCT 011	182
0191 NEW LENOX PCT 012	122
0192 NEW LENOX PCT 013	153
0193 NEW LENOX PCT 014	208
0194 NEW LENOX PCT 015	154
0195 NEW LENOX PCT 016	161
0196 NEW LENOX PCT 017	177
0197 NEW LENOX PCT 018	130
0198 NEW LENOX PCT 019	153
0199 NEW LENOX PCT 020	251
0200 PEOTONE PCT 001	214
0201 PEOTONE PCT 002	178
0202 PLAINFIELD PCT 001	95
0203 PLAINFIELD PCT 002	90
0204 PLAINFIELD PCT 003	151
0205 PLAINFIELD PCT 004	20
0206 PLAINFIELD PCT 005	70
0207 PLAINFIELD PCT 006	77
0208 PLAINFIELD PCT 007	51
0209 PLAINFIELD PCT 008	123
0210 PLAINFIELD PCT 009	138
0211 PLAINFIELD PCT 010	135
0212 PLAINFIELD PCT 011	19
0213 PLAINFIELD PCT 012	64
0214 PLAINFIELD PCT 013	160
0215 PLAINFIELD PCT 014	115
0216 PLAINFIELD PCT 015	149
0217 PLAINFIELD PCT 016	131
0218 PLAINFIELD PCT 017	67
0219 PLAINFIELD PCT 018	80
0220 PLAINFIELD PCT 019	47

VOTES PERCENT

COUNTY SHERIFF

Vote for not more than 1
01 = Jim Reilly

34,075 100.00

(CONTINUED FROM PREVIOUS PAGE) 01

0221 PLAINFIELD PCT 020	127
0222 PLAINFIELD PCT 021	112
0223 PLAINFIELD PCT 022	161
0224 PLAINFIELD PCT 023	73
0225 PLAINFIELD PCT 024	128
0226 PLAINFIELD PCT 025	61
0227 PLAINFIELD PCT 026	39
0228 PLAINFIELD PCT 027	61
0229 PLAINFIELD PCT 028	76
0230 PLAINFIELD PCT 029	88
0231 PLAINFIELD PCT 030	115
0232 PLAINFIELD PCT 031	93
0233 PLAINFIELD PCT 032	73
0234 PLAINFIELD PCT 033	110
0235 PLAINFIELD PCT 034	49
0236 PLAINFIELD PCT 035	78
0237 REED PCT 001	100
0238 REED PCT 002	144
0239 REED PCT 003	119
0240 TROY PCT 001	70
0241 TROY PCT 002	52
0242 TROY PCT 003	135
0243 TROY PCT 004	87
0244 TROY PCT 005	106
0245 TROY PCT 006	46
0246 TROY PCT 007	130
0247 TROY PCT 008	159
0248 TROY PCT 009	117
0249 TROY PCT 010	147
0250 TROY PCT 011	210
0251 TROY PCT 012	131
0252 TROY PCT 013	296
0253 TROY PCT 014	172
0254 TROY PCT 015	155
0255 TROY PCT 016	92
0256 TROY PCT 017	177
0257 TROY PCT 018	68
0258 TROY PCT 019	45
0259 TROY PCT 020	199
0260 TROY PCT 021	184
0261 TROY PCT 022	139
0262 WASHINGTON PCT 001	135
0263 WASHINGTON PCT 002	151
0264 WASHINGTON PCT 003	121
0265 WESLEY PCT 001	139
0266 WHEATLAND PCT 001	464
0267 WHEATLAND PCT 002	269
0268 WHEATLAND PCT 003	127
0269 WHEATLAND PCT 004	73
0270 WHEATLAND PCT 005	150
0271 WHEATLAND PCT 006	199
0272 WHEATLAND PCT 007	181
0273 WHEATLAND PCT 008	155
0274 WHEATLAND PCT 009	238
0275 WHEATLAND PCT 010	144

VOTES PERCENT


COUNTY SHERIFF

Vote for not more than 1
 01 = Jim Reilly

34,075 100.00

(CONTINUED FROM PREVIOUS PAGE) 01

0276 WHEATLAND PCT 011	98
0277 WHEATLAND PCT 012	70
0278 WHEATLAND PCT 013	151
0279 WHEATLAND PCT 014	149
0280 WHEATLAND PCT 015	95
0281 WHEATLAND PCT 016	164
0282 WHEATLAND PCT 017	115
0283 WHEATLAND PCT 018	172
0284 WHEATLAND PCT 019	82
0285 WHEATLAND PCT 020	128
0286 WHEATLAND PCT 021	115
0287 WHEATLAND PCT 022	78
0288 WHEATLAND PCT 023	86
0289 WHEATLAND PCT 024	84
0290 WHEATLAND PCT 025	112
0291 WHEATLAND PCT 026	258
0292 WHEATLAND PCT 027	86
0293 WHEATLAND PCT 028	144
0294 WHEATLAND PCT 029	139
0295 WHEATLAND PCT 030	135
0296 WILL PCT 001	156
0297 WILMINGTON PCT 001	113
0298 WILMINGTON PCT 002	135
0299 WILMINGTON PCT 003	118
0300 WILTON PCT 001	141



REPUBLICAN PARTY

EDUCATION SERVICE REGION SUMMARY

**(WILL, DU PAGE, GRUNDY/KENDALL &
IROQUOIS/KANKAKEE COUNTIES)**

VOTES PERCENT

REGIONAL SUPERINTENDENT OF SCHOOLS (WILL COUNTY)

Vote for not more than 1

01 = NO CANDIDATE FILED

0

01

0001 CHANNAHON PCT 001	0
0002 CHANNAHON PCT 002	0
0003 CHANNAHON PCT 003	0
0004 CHANNAHON PCT 004	0
0005 CHANNAHON PCT 005	0
0006 CRETE PCT 001	0
0007 CRETE PCT 002	0
0008 CRETE PCT 003	0
0009 CRETE PCT 004	0
0010 CRETE PCT 005	0
0011 CRETE PCT 006	0
0012 CRETE PCT 007	0
0013 CRETE PCT 008	0
0014 CRETE PCT 009	0
0015 CRETE PCT 010	0
0016 CRETE PCT 011	0
0017 CRETE PCT 012	0
0018 CUSTER PCT 001	0
0019 DU PAGE PCT 001	0
0022 DU PAGE PCT 004	0
0023 DU PAGE PCT 005	0
0024 DU PAGE PCT 006	0
0026 DU PAGE PCT 008	0
0027 DU PAGE PCT 009	0
0028 DU PAGE PCT 010	0
0029 DU PAGE PCT 011	0
0030 DU PAGE PCT 012	0
0031 DU PAGE PCT 013	0
0032 DU PAGE PCT 014	0
0033 DU PAGE PCT 015	0
0034 DU PAGE PCT 016	0
0035 DU PAGE PCT 017	0
0036 DU PAGE PCT 018	0
0037 DU PAGE PCT 019	0
0038 DU PAGE PCT 020	0
0039 DU PAGE PCT 021	0
0040 DU PAGE PCT 022	0
0041 DU PAGE PCT 023	0
0042 DU PAGE PCT 024	0
0043 DU PAGE PCT 025	0
0044 DU PAGE PCT 026	0
0045 DU PAGE PCT 027	0
0046 DU PAGE PCT 028	0
0047 DU PAGE PCT 029	0
0048 DU PAGE PCT 030	0
0049 DU PAGE PCT 031	0
0050 DU PAGE PCT 032	0
0051 DU PAGE PCT 033	0
0052 DU PAGE PCT 034	0
0053 DU PAGE PCT 035	0
0054 DU PAGE PCT 036	0
0055 DU PAGE PCT 037	0
0056 FLORENCE PCT 001	0
0057 FRANKFORT PCT 001	0
0058 FRANKFORT PCT 002	0

Total Republican Ballots Cast for
Education Service Region
(Will County)
34,969

VOTES PERCENT

REGIONAL SUPERINTENDENT OF SCHOOLS (WILL COUNTY)

Vote for not more than 1

01 = NO CANDIDATE FILED

0

(CONTINUED FROM PREVIOUS PAGE)

	-----	01	-----
0059 FRANKFORT PCT 003	0		
0060 FRANKFORT PCT 004	0		
0061 FRANKFORT PCT 005	0		
0062 FRANKFORT PCT 006	0		
0063 FRANKFORT PCT 007	0		
0064 FRANKFORT PCT 008	0		
0065 FRANKFORT PCT 009	0		
0066 FRANKFORT PCT 010	0		
0067 FRANKFORT PCT 011	0		
0068 FRANKFORT PCT 012	0		
0069 FRANKFORT PCT 013	0		
0070 FRANKFORT PCT 014	0		
0071 FRANKFORT PCT 015	0		
0072 FRANKFORT PCT 016	0		
0073 FRANKFORT PCT 017	0		
0074 FRANKFORT PCT 018	0		
0075 FRANKFORT PCT 019	0		
0076 FRANKFORT PCT 020	0		
0077 FRANKFORT PCT 021	0		
0078 FRANKFORT PCT 022	0		
0079 FRANKFORT PCT 023	0		
0080 FRANKFORT PCT 024	0		
0081 FRANKFORT PCT 025	0		
0082 FRANKFORT PCT 026	0		
0083 FRANKFORT PCT 027	0		
0084 FRANKFORT PCT 028	0		
0085 GREEN GARDEN PCT 001	0		
0086 GREEN GARDEN PCT 002	0		
0087 HOMER PCT 001	0		
0088 HOMER PCT 002	0		
0089 HOMER PCT 003	0		
0090 HOMER PCT 004	0		
0091 HOMER PCT 005	0		
0092 HOMER PCT 006	0		
0093 HOMER PCT 007	0		
0094 HOMER PCT 008	0		
0095 HOMER PCT 009	0		
0096 HOMER PCT 010	0		
0097 HOMER PCT 011	0		
0098 HOMER PCT 012	0		
0099 HOMER PCT 013	0		
0100 HOMER PCT 014	0		
0101 HOMER PCT 015	0		
0102 HOMER PCT 016	0		
0103 HOMER PCT 017	0		
0104 HOMER PCT 018	0		
0105 JACKSON PCT 001	0		
0106 JACKSON PCT 002	0		
0107 JOLIET PCT 001	0		
0108 JOLIET PCT 002	0		
0109 JOLIET PCT 003	0		
0110 JOLIET PCT 004	0		
0111 JOLIET PCT 005	0		
0112 JOLIET PCT 006	0		
0113 JOLIET PCT 007	0		

VOTES PERCENT

REGIONAL SUPERINTENDENT OF SCHOOLS (WILL COUNTY)

Vote for not more than 1

01 = NO CANDIDATE FILED

0

(CONTINUED FROM PREVIOUS PAGE) 01

0114 JOLIET PCT 008	0
0115 JOLIET PCT 009	0
0116 JOLIET PCT 010	0
0117 JOLIET PCT 011	0
0118 JOLIET PCT 012	0
0119 JOLIET PCT 013	0
0120 JOLIET PCT 014	0
0121 JOLIET PCT 015	0
0122 JOLIET PCT 016	0
0123 JOLIET PCT 017	0
0124 JOLIET PCT 018	0
0125 JOLIET PCT 019	0
0126 JOLIET PCT 020	0
0127 JOLIET PCT 021	0
0128 JOLIET PCT 022	0
0129 JOLIET PCT 023	0
0130 JOLIET PCT 024	0
0131 JOLIET PCT 025	0
0132 JOLIET PCT 026	0
0133 JOLIET PCT 027	0
0134 JOLIET PCT 028	0
0135 JOLIET PCT 029	0
0136 JOLIET PCT 030	0
0137 JOLIET PCT 031	0
0138 JOLIET PCT 032	0
0139 JOLIET PCT 033	0
0140 JOLIET PCT 034	0
0141 JOLIET PCT 035	0
0142 JOLIET PCT 036	0
0143 JOLIET PCT 037	0
0144 LOCKPORT PCT 001	0
0145 LOCKPORT PCT 002	0
0146 LOCKPORT PCT 003	0
0147 LOCKPORT PCT 004	0
0148 LOCKPORT PCT 005	0
0149 LOCKPORT PCT 006	0
0150 LOCKPORT PCT 007	0
0151 LOCKPORT PCT 008	0
0152 LOCKPORT PCT 009	0
0153 LOCKPORT PCT 010	0
0154 LOCKPORT PCT 011	0
0155 LOCKPORT PCT 012	0
0156 LOCKPORT PCT 013	0
0157 LOCKPORT PCT 014	0
0158 LOCKPORT PCT 015	0
0159 LOCKPORT PCT 016	0
0160 LOCKPORT PCT 017	0
0161 LOCKPORT PCT 018	0
0162 LOCKPORT PCT 019	0
0163 LOCKPORT PCT 020	0
0164 LOCKPORT PCT 021	0
0165 LOCKPORT PCT 022	0
0166 LOCKPORT PCT 023	0
0167 LOCKPORT PCT 024	0
0168 MANHATTAN PCT 001	0

VOTES PERCENT

REGIONAL SUPERINTENDENT OF SCHOOLS (WILL COUNTY)

Vote for not more than 1

01 = NO CANDIDATE FILED

0

(CONTINUED FROM PREVIOUS PAGE)

01

0169 MANHATTAN PCT 002	0
0170 MANHATTAN PCT 003	0
0171 MANHATTAN PCT 004	0
0172 MONEE PCT 001	0
0173 MONEE PCT 002	0
0174 MONEE PCT 003	0
0175 MONEE PCT 004	0
0176 MONEE PCT 005	0
0177 MONEE PCT 006	0
0178 MONEE PCT 007	0
0179 MONEE PCT 008	0
0180 NEW LENOX PCT 001	0
0181 NEW LENOX PCT 002	0
0182 NEW LENOX PCT 003	0
0183 NEW LENOX PCT 004	0
0184 NEW LENOX PCT 005	0
0185 NEW LENOX PCT 006	0
0186 NEW LENOX PCT 007	0
0187 NEW LENOX PCT 008	0
0188 NEW LENOX PCT 009	0
0189 NEW LENOX PCT 010	0
0190 NEW LENOX PCT 011	0
0191 NEW LENOX PCT 012	0
0192 NEW LENOX PCT 013	0
0193 NEW LENOX PCT 014	0
0194 NEW LENOX PCT 015	0
0195 NEW LENOX PCT 016	0
0196 NEW LENOX PCT 017	0
0197 NEW LENOX PCT 018	0
0198 NEW LENOX PCT 019	0
0199 NEW LENOX PCT 020	0
0200 PEOTONE PCT 001	0
0201 PEOTONE PCT 002	0
0202 PLAINFIELD PCT 001	0
0203 PLAINFIELD PCT 002	0
0204 PLAINFIELD PCT 003	0
0205 PLAINFIELD PCT 004	0
0206 PLAINFIELD PCT 005	0
0207 PLAINFIELD PCT 006	0
0208 PLAINFIELD PCT 007	0
0209 PLAINFIELD PCT 008	0
0210 PLAINFIELD PCT 009	0
0211 PLAINFIELD PCT 010	0
0212 PLAINFIELD PCT 011	0
0213 PLAINFIELD PCT 012	0
0214 PLAINFIELD PCT 013	0
0215 PLAINFIELD PCT 014	0
0216 PLAINFIELD PCT 015	0
0217 PLAINFIELD PCT 016	0
0218 PLAINFIELD PCT 017	0
0219 PLAINFIELD PCT 018	0
0220 PLAINFIELD PCT 019	0
0221 PLAINFIELD PCT 020	0
0222 PLAINFIELD PCT 021	0
0223 PLAINFIELD PCT 022	0

VOTES PERCENT

REGIONAL SUPERINTENDENT OF SCHOOLS (WILL COUNTY)

Vote for not more than 1
01 = NO CANDIDATE FILED

0

(CONTINUED FROM PREVIOUS PAGE) 01

0224 PLAINFIELD PCT 023	0
0225 PLAINFIELD PCT 024	0
0226 PLAINFIELD PCT 025	0
0227 PLAINFIELD PCT 026	0
0228 PLAINFIELD PCT 027	0
0229 PLAINFIELD PCT 028	0
0230 PLAINFIELD PCT 029	0
0231 PLAINFIELD PCT 030	0
0232 PLAINFIELD PCT 031	0
0233 PLAINFIELD PCT 032	0
0234 PLAINFIELD PCT 033	0
0235 PLAINFIELD PCT 034	0
0236 PLAINFIELD PCT 035	0
0237 REED PCT 001	0
0238 REED PCT 002	0
0239 REED PCT 003	0
0240 TROY PCT 001	0
0241 TROY PCT 002	0
0242 TROY PCT 003	0
0243 TROY PCT 004	0
0244 TROY PCT 005	0
0245 TROY PCT 006	0
0246 TROY PCT 007	0
0247 TROY PCT 008	0
0248 TROY PCT 009	0
0249 TROY PCT 010	0
0250 TROY PCT 011	0
0251 TROY PCT 012	0
0252 TROY PCT 013	0
0253 TROY PCT 014	0
0254 TROY PCT 015	0
0255 TROY PCT 016	0
0256 TROY PCT 017	0
0257 TROY PCT 018	0
0258 TROY PCT 019	0
0259 TROY PCT 020	0
0260 TROY PCT 021	0
0261 TROY PCT 022	0
0262 WASHINGTON PCT 001	0
0263 WASHINGTON PCT 002	0
0264 WASHINGTON PCT 003	0
0265 WESLEY PCT 001	0
0266 WHEATLAND PCT 001	0
0276 WHEATLAND PCT 011	0
0281 WHEATLAND PCT 016	0
0284 WHEATLAND PCT 019	0
0287 WHEATLAND PCT 022	0
0288 WHEATLAND PCT 023	0
0289 WHEATLAND PCT 024	0
0290 WHEATLAND PCT 025	0
0291 WHEATLAND PCT 026	0
0292 WHEATLAND PCT 027	0
0293 WHEATLAND PCT 028	0
0294 WHEATLAND PCT 029	0
0295 WHEATLAND PCT 030	0

	VOTES	PERCENT
REGIONAL SUPERINTENDENT OF SCHOOLS (WILL COUNTY)		
Vote for not more than 1		
01 = NO CANDIDATE FILED	0	
(CONTINUED FROM PREVIOUS PAGE)	01	
0296 WILL PCT 001	0	
0297 WILMINGTON PCT 001	0	
0298 WILMINGTON PCT 002	0	
0299 WILMINGTON PCT 003	0	
0300 WILTON PCT 001	0	

NUMBERED KEY CANVASS

RUN DATE:04/03/18 03:17 PM

KENDALL COUNTY, ILLINOIS
GENERAL PRIMARY ELECTION
MARCH 20, 2018
REPUBLICAN

OFFICIAL

REPORT-EL52 PAGE 0031

WITH 5 OF 5 PRECINCTS REPORTING

REGL SUPT OF SCHOOLS-WILL

Vote for 1

01 = NO CANDIDATE FILED

02 = OVER VOTES

VOTES PERCENT

VOTES PERCENT

0

0

03 = UNDER VOTES

259

01 02 03

0074 NA AU SAY 1	0	0	15
0075 NA AU SAY 2	0	0	89
0076 NA AU SAY 3	0	0	45
0077 NA AU SAY 4	0	0	61
0078 NA AU SAY 5	0	0	49

VOTES PERCENT

REGIONAL SUPERINTENDENT OF SCHOOLS (DU PAGE COUNTY)

Vote for not more than 1

01 = Darlene J. Ruscitti 3,502 100.00

01

0019 DU PAGE PCT 001	133
0020 DU PAGE PCT 002	145
0021 DU PAGE PCT 003	164
0022 DU PAGE PCT 004	55
0025 DU PAGE PCT 007	143
0027 DU PAGE PCT 009	0
0032 DU PAGE PCT 014	3
0267 WHEATLAND PCT 002	259
0268 WHEATLAND PCT 003	126
0269 WHEATLAND PCT 004	72
0270 WHEATLAND PCT 005	140
0271 WHEATLAND PCT 006	194
0272 WHEATLAND PCT 007	164
0273 WHEATLAND PCT 008	147
0274 WHEATLAND PCT 009	232
0275 WHEATLAND PCT 010	141
0276 WHEATLAND PCT 011	92
0277 WHEATLAND PCT 012	73
0278 WHEATLAND PCT 013	144
0279 WHEATLAND PCT 014	144
0280 WHEATLAND PCT 015	93
0281 WHEATLAND PCT 016	110
0282 WHEATLAND PCT 017	110
0283 WHEATLAND PCT 018	161
0284 WHEATLAND PCT 019	78
0285 WHEATLAND PCT 020	124
0286 WHEATLAND PCT 021	117
0287 WHEATLAND PCT 022	74
0288 WHEATLAND PCT 023	15
0289 WHEATLAND PCT 024	49

Total Republican Ballots Cast for
Education Service Region
(DuPage County)
4,218

REGIONAL SUPERINTENDENT OF SCHOOLS
(GRUNDY AND KENDALL COUNTIES)

VOTES PERCENT

Vote for not more than 1

01 = Christopher D. Mehochko

384 100.00

01

0266 WHEATLAND PCT 001 359
0288 WHEATLAND PCT 023 25
0298 WILMINGTON PCT 002 0

Total Republican Ballots Cast for
Education Service Region
(Grundy and Kendall Counties)
95

REGIONAL SUPERINTENDENT OF SCHOOLS
(IROQUOIS AND KANKAKEE COUNTIES)

VOTES PERCENT

Vote for not more than 1
01 = Gregg Murphy

1 100.00


01

1

0265 WESLEY PCT 001

Total Republican Ballots Cast for
Education Service Region
(Iroquois and Kankakee Counties)

2



REPUBLICAN PARTY

COUNTY BOARD SUMMARY

(DISTRICTS 1, 2, 4, 5, 6, 7, 9 & 11)

COUNTY BOARD MEMBER DISTRICT ONE

Vote for not more than 2

01 = Judy Ogalla

02 = NO CANDIDATE FILED

VOTES PERCENT

2,493 100.00
0

	01	02
0006 CRETE PCT 001	61	0
0007 CRETE PCT 002	60	0
0008 CRETE PCT 003	72	0
0009 CRETE PCT 004	92	0
0010 CRETE PCT 005	69	0
0011 CRETE PCT 006	125	0
0012 CRETE PCT 007	83	0
0013 CRETE PCT 008	100	0
0014 CRETE PCT 009	108	0
0015 CRETE PCT 010	68	0
0016 CRETE PCT 011	154	0
0017 CRETE PCT 012	132	0
0172 MONEE PCT 001	39	0
0173 MONEE PCT 002	14	0
0174 MONEE PCT 003	112	0
0175 MONEE PCT 004	101	0
0176 MONEE PCT 005	4	0
0177 MONEE PCT 006	6	0
0178 MONEE PCT 007	5	0
0179 MONEE PCT 008	95	0
0200 PEOTONE PCT 001	222	0
0201 PEOTONE PCT 002	181	0
0262 WASHINGTON PCT 001	139	0
0263 WASHINGTON PCT 002	151	0
0264 WASHINGTON PCT 003	128	0
0296 WILL PCT 001	172	0

Total Republican Ballots Cast for
County Board District 1
2,892

COUNTY BOARD MEMBER DISTRICT TWO

Vote for not more than 2

01 = Keith Ogle

02 = James (Jim) Moustis

VOTES PERCENT

2,203 31.49

2,781 39.75

03 = Cory Singer

VOTES PERCENT

2,012 28.76

	01	02	03
0059 FRANKFORT PCT 003	73	109	63
0064 FRANKFORT PCT 008	60	105	70
0065 FRANKFORT PCT 009	61	98	56
0066 FRANKFORT PCT 010	63	105	56
0067 FRANKFORT PCT 011	112	123	101
0070 FRANKFORT PCT 014	51	92	65
0071 FRANKFORT PCT 015	48	120	76
0072 FRANKFORT PCT 016	69	130	70
0074 FRANKFORT PCT 018	135	127	91
0075 FRANKFORT PCT 019	84	94	66
0076 FRANKFORT PCT 020	75	142	92
0077 FRANKFORT PCT 021	111	102	77
0078 FRANKFORT PCT 022	131	132	83
0079 FRANKFORT PCT 023	146	117	68
0080 FRANKFORT PCT 024	66	68	59
0081 FRANKFORT PCT 025	136	143	102
0082 FRANKFORT PCT 026	113	127	109
0083 FRANKFORT PCT 027	75	74	69
0084 FRANKFORT PCT 028	81	108	95
0085 GREEN GARDEN PCT 001	135	151	97
0086 GREEN GARDEN PCT 002	82	135	101
0168 MANHATTAN PCT 001	70	67	66
0169 MANHATTAN PCT 002	75	97	96
0170 MANHATTAN PCT 003	90	147	128
0171 MANHATTAN PCT 004	61	68	56

Total Republican Ballots Cast for
County Board District 2
4,399

VOTES PERCENT

COUNTY BOARD MEMBER DISTRICT FOUR

Vote for not more than 2

01 = NO CANDIDATE FILED

0

01

0022 DU PAGE PCT 004	0
0023 DU PAGE PCT 005	0
0024 DU PAGE PCT 006	0
0026 DU PAGE PCT 008	0
0028 DU PAGE PCT 010	0
0029 DU PAGE PCT 011	0
0030 DU PAGE PCT 012	0
0031 DU PAGE PCT 013	0
0034 DU PAGE PCT 016	0
0035 DU PAGE PCT 017	0
0036 DU PAGE PCT 018	0
0037 DU PAGE PCT 019	0
0038 DU PAGE PCT 020	0
0039 DU PAGE PCT 021	0
0040 DU PAGE PCT 022	0
0042 DU PAGE PCT 024	0
0043 DU PAGE PCT 025	0
0044 DU PAGE PCT 026	0
0045 DU PAGE PCT 027	0
0046 DU PAGE PCT 028	0
0048 DU PAGE PCT 030	0

Total Republican Ballots Cast for
County Board District 4
1,761

**For City of Aurora's ballots cast
and precinct breakdown – refer to
that section of this book**

COUNTY BOARD MEMBER DISTRICT FIVE

VOTES PERCENT

Vote for not more than 2

01 = Gretchen Fritz

1,875 53.18

02 = Darren Bennefield

1,651 46.82

	01	02
0202 PLAINFIELD PCT 001	80	69
0203 PLAINFIELD PCT 002	79	59
0204 PLAINFIELD PCT 003	134	106
0205 PLAINFIELD PCT 004	18	10
0209 PLAINFIELD PCT 008	103	94
0210 PLAINFIELD PCT 009	111	110
0211 PLAINFIELD PCT 010	118	86
0214 PLAINFIELD PCT 013	135	109
0215 PLAINFIELD PCT 014	96	80
0266 WHEATLAND PCT 001	358	350
0281 WHEATLAND PCT 016	139	116
0288 WHEATLAND PCT 023	73	65
0290 WHEATLAND PCT 025	87	84
0293 WHEATLAND PCT 028	120	111
0294 WHEATLAND PCT 029	110	103
0295 WHEATLAND PCT 030	114	99

Total Republican Ballots Cast for
County Board District 5
2,539

COUNTY BOARD MEMBER DISTRICT SIX

Vote for not more than 2

01 = Don Gould

02 = Debbie Militeello

VOTES PERCENT

3,580 56.81
 2,722 43.19

	01	02
0001 CHANNAHON PCT 001	132	105
0002 CHANNAHON PCT 002	147	142
0003 CHANNAHON PCT 003	153	118
0004 CHANNAHON PCT 004	145	120
0005 CHANNAHON PCT 005	95	72
0018 CUSTER PCT 001	145	106
0056 FLORENCE PCT 001	46	39
0105 JACKSON PCT 001	96	78
0106 JACKSON PCT 002	121	86
0139 JOLIET PCT 033	56	31
0237 REED PCT 001	85	67
0238 REED PCT 002	116	94
0239 REED PCT 003	100	80
0242 TROY PCT 003	119	98
0246 TROY PCT 007	105	90
0249 TROY PCT 010	130	107
0252 TROY PCT 013	242	243
0253 TROY PCT 014	162	113
0254 TROY PCT 015	150	91
0256 TROY PCT 017	169	118
0259 TROY PCT 020	188	133
0260 TROY PCT 021	174	117
0261 TROY PCT 022	146	78
0265 WESLEY PCT 001	127	84
0297 WILMINGTON PCT 001	102	69
0298 WILMINGTON PCT 002	105	83
0299 WILMINGTON PCT 003	104	70
0300 WILTON PCT 001	120	90

Total Republican Ballots Cast for
 County Board District 6
4,837

COUNTY BOARD MEMBER DISTRICT SEVEN

VOTES PERCENT

Vote for not more than 2

01 = Mike Fricilone

2,649 47.85

02 = Stephen J. Balich

2,887 52.15

	01	02
0087 HOMER PCT 001	111	137
0088 HOMER PCT 002	152	171
0089 HOMER PCT 003	92	106
0090 HOMER PCT 004	159	183
0091 HOMER PCT 005	121	135
0092 HOMER PCT 006	127	133
0093 HOMER PCT 007	109	111
0094 HOMER PCT 008	105	114
0095 HOMER PCT 009	94	107
0096 HOMER PCT 010	113	115
0097 HOMER PCT 011	110	110
0098 HOMER PCT 012	131	153
0099 HOMER PCT 013	102	108
0100 HOMER PCT 014	122	136
0102 HOMER PCT 016	99	97
0103 HOMER PCT 017	146	162
0148 LOCKPORT PCT 005	117	127
0153 LOCKPORT PCT 010	72	82
0154 LOCKPORT PCT 011	65	85
0155 LOCKPORT PCT 012	75	82
0159 LOCKPORT PCT 016	83	89
0160 LOCKPORT PCT 017	131	118
0161 LOCKPORT PCT 018	78	85
0181 NEW LENOX PCT 002	135	141

Total Republican Ballots Cast for
 County Board District 7
4,080

COUNTY BOARD MEMBER DISTRICT NINE

Vote for not more than 2

01 = Annette Parker

02 = NO CANDIDATE FILED

VOTES PERCENT
2,056 100.00
0

	01	02
0101 HOMER PCT 015	150	0
0104 HOMER PCT 018	133	0
0107 JOLIET PCT 001	57	0
0108 JOLIET PCT 002	59	0
0109 JOLIET PCT 003	50	0
0110 JOLIET PCT 004	72	0
0114 JOLIET PCT 008	59	0
0115 JOLIET PCT 009	44	0
0116 JOLIET PCT 010	66	0
0117 JOLIET PCT 011	51	0
0118 JOLIET PCT 012	30	0
0125 JOLIET PCT 019	79	0
0156 LOCKPORT PCT 013	291	0
0157 LOCKPORT PCT 014	110	0
0158 LOCKPORT PCT 015	63	0
0162 LOCKPORT PCT 019	144	0
0163 LOCKPORT PCT 020	113	0
0164 LOCKPORT PCT 021	73	0
0165 LOCKPORT PCT 022	78	0
0166 LOCKPORT PCT 023	67	0
0167 LOCKPORT PCT 024	7	0
0180 NEW LENOX PCT 001	68	0
0182 NEW LENOX PCT 003	101	0
0235 PLAINFIELD PCT 034	48	0
0245 TROY PCT 006	43	0


Total Republican Ballots Cast for
County Board District 9
2,399

	VOTES		PERCENT			VOTES		PERCENT	
COUNTY BOARD MEMBER DISTRICT ELEVEN									
Vote for not more than 2									
01 = Charles "Chuck" Maher	1,660	24.08	03 = Julie Anne Berkowicz	1,831	26.56				
02 = Kathy Havel	1,794	26.02	04 = Suzanne Hart	1,610	23.35				

	01	02	03	04					

0019 DU PAGE PCT 001	44	83	95	58					
0020 DU PAGE PCT 002	69	67	86	69					
0021 DU PAGE PCT 003	90	66	76	97					
0025 DU PAGE PCT 007	90	69	67	94					
0267 WHEATLAND PCT 002	142	149	145	119					
0268 WHEATLAND PCT 003	68	66	70	50					
0269 WHEATLAND PCT 004	49	28	28	43					
0270 WHEATLAND PCT 005	85	77	71	74					
0271 WHEATLAND PCT 006	108	106	114	104					
0272 WHEATLAND PCT 007	66	115	119	67					
0273 WHEATLAND PCT 008	62	106	122	60					
0274 WHEATLAND PCT 009	170	129	105	122					
0275 WHEATLAND PCT 010	52	89	101	62					
0276 WHEATLAND PCT 011	37	50	50	42					
0277 WHEATLAND PCT 012	48	31	32	43					
0278 WHEATLAND PCT 013	56	81	77	72					
0279 WHEATLAND PCT 014	64	89	96	72					
0280 WHEATLAND PCT 015	42	62	61	50					
0282 WHEATLAND PCT 017	47	67	57	54					
0283 WHEATLAND PCT 018	100	79	84	100					
0285 WHEATLAND PCT 020	70	74	68	68					
0286 WHEATLAND PCT 021	58	64	69	46					
0289 WHEATLAND PCT 024	43	47	38	44					

Total Republican Ballots Cast for
 County Board District 11
3,862



REPUBLICAN PARTY

JUDICIAL SUMMARY

**CIRCUIT COURT - 12th JUDICIAL CIRCUIT
(ROZAK VACANCY)
(POLICANDRIOTES VACANCY)**

12TH JUDICIAL CIRCUIT (ROZAK VACANCY)

Vote for not more than 1

01 = Ben Braun

VOTES PERCENT

33,354 100.00

 01

0001 CHANNAHON PCT 001	156
0002 CHANNAHON PCT 002	186
0003 CHANNAHON PCT 003	163
0004 CHANNAHON PCT 004	157
0005 CHANNAHON PCT 005	120
0006 CRETE PCT 001	59
0007 CRETE PCT 002	61
0008 CRETE PCT 003	67
0009 CRETE PCT 004	88
0010 CRETE PCT 005	65
0011 CRETE PCT 006	121
0012 CRETE PCT 007	79
0013 CRETE PCT 008	97
0014 CRETE PCT 009	105
0015 CRETE PCT 010	65
0016 CRETE PCT 011	146
0017 CRETE PCT 012	132
0018 CUSTER PCT 001	172
0019 DU PAGE PCT 001	133
0020 DU PAGE PCT 002	145
0021 DU PAGE PCT 003	163
0022 DU PAGE PCT 004	75
0023 DU PAGE PCT 005	83
0024 DU PAGE PCT 006	81
0025 DU PAGE PCT 007	148
0026 DU PAGE PCT 008	74
0027 DU PAGE PCT 009	65
0028 DU PAGE PCT 010	56
0029 DU PAGE PCT 011	68
0030 DU PAGE PCT 012	83
0031 DU PAGE PCT 013	70
0032 DU PAGE PCT 014	79
0033 DU PAGE PCT 015	82
0034 DU PAGE PCT 016	88
0035 DU PAGE PCT 017	77
0036 DU PAGE PCT 018	83
0037 DU PAGE PCT 019	70
0038 DU PAGE PCT 020	42
0039 DU PAGE PCT 021	80
0040 DU PAGE PCT 022	96
0041 DU PAGE PCT 023	70
0042 DU PAGE PCT 024	69
0043 DU PAGE PCT 025	64
0044 DU PAGE PCT 026	75
0045 DU PAGE PCT 027	53
0046 DU PAGE PCT 028	63
0047 DU PAGE PCT 029	55
0048 DU PAGE PCT 030	48
0049 DU PAGE PCT 031	60
0050 DU PAGE PCT 032	112
0051 DU PAGE PCT 033	90
0052 DU PAGE PCT 034	149
0053 DU PAGE PCT 035	21
0054 DU PAGE PCT 036	107
0055 DU PAGE PCT 037	93

**For City of Aurora's ballots cast
 and precinct breakdown – refer to
 that section of this book**

12TH JUDICIAL CIRCUIT (ROZAK VACANCY)

Vote for not more than 1
 01 = Ben Braun

VOTES PERCENT
 33,354 100.00

(CONTINUED FROM PREVIOUS PAGE)	-----	01

0056 FLORENCE PCT 001		61
0057 FRANKFORT PCT 001		201
0058 FRANKFORT PCT 002		165
0059 FRANKFORT PCT 003		124
0060 FRANKFORT PCT 004		97
0061 FRANKFORT PCT 005		189
0062 FRANKFORT PCT 006		128
0063 FRANKFORT PCT 007		131
0064 FRANKFORT PCT 008		126
0065 FRANKFORT PCT 009		112
0066 FRANKFORT PCT 010		112
0067 FRANKFORT PCT 011		170
0068 FRANKFORT PCT 012		135
0069 FRANKFORT PCT 013		115
0070 FRANKFORT PCT 014		116
0071 FRANKFORT PCT 015		128
0072 FRANKFORT PCT 016		144
0073 FRANKFORT PCT 017		220
0074 FRANKFORT PCT 018		173
0075 FRANKFORT PCT 019		123
0076 FRANKFORT PCT 020		169
0077 FRANKFORT PCT 021		150
0078 FRANKFORT PCT 022		166
0079 FRANKFORT PCT 023		173
0080 FRANKFORT PCT 024		99
0081 FRANKFORT PCT 025		179
0082 FRANKFORT PCT 026		171
0083 FRANKFORT PCT 027		101
0084 FRANKFORT PCT 028		142
0085 GREEN GARDEN PCT 001		199
0086 GREEN GARDEN PCT 002		163
0087 HOMER PCT 001		161
0088 HOMER PCT 002		191
0089 HOMER PCT 003		117
0090 HOMER PCT 004		193
0091 HOMER PCT 005		160
0092 HOMER PCT 006		159
0093 HOMER PCT 007		120
0094 HOMER PCT 008		134
0095 HOMER PCT 009		113
0096 HOMER PCT 010		139
0097 HOMER PCT 011		135
0098 HOMER PCT 012		180
0099 HOMER PCT 013		120
0100 HOMER PCT 014		158
0101 HOMER PCT 015		149
0102 HOMER PCT 016		113
0103 HOMER PCT 017		196
0104 HOMER PCT 018		132
0105 JACKSON PCT 001		108
0106 JACKSON PCT 002		126
0107 JOLIET PCT 001		56
0108 JOLIET PCT 002		59
0109 JOLIET PCT 003		52
0110 JOLIET PCT 004		72

VOTES PERCENT

12TH JUDICIAL CIRCUIT (ROZAK VACANCY)

Vote for not more than 1

01 = Ben Braun

33,354 100.00

(CONTINUED FROM PREVIOUS PAGE)

01

0111 JOLIET PCT 005	6
0112 JOLIET PCT 006	4
0113 JOLIET PCT 007	26
0114 JOLIET PCT 008	62
0115 JOLIET PCT 009	44
0116 JOLIET PCT 010	66
0117 JOLIET PCT 011	53
0118 JOLIET PCT 012	30
0119 JOLIET PCT 013	8
0120 JOLIET PCT 014	8
0121 JOLIET PCT 015	35
0122 JOLIET PCT 016	35
0123 JOLIET PCT 017	102
0124 JOLIET PCT 018	155
0125 JOLIET PCT 019	77
0126 JOLIET PCT 020	54
0127 JOLIET PCT 021	104
0128 JOLIET PCT 022	54
0129 JOLIET PCT 023	28
0130 JOLIET PCT 024	48
0131 JOLIET PCT 025	72
0132 JOLIET PCT 026	43
0133 JOLIET PCT 027	17
0134 JOLIET PCT 028	10
0135 JOLIET PCT 029	39
0136 JOLIET PCT 030	67
0137 JOLIET PCT 031	44
0138 JOLIET PCT 032	5
0139 JOLIET PCT 033	61
0140 JOLIET PCT 034	25
0141 JOLIET PCT 035	39
0142 JOLIET PCT 036	24
0143 JOLIET PCT 037	57
0144 LOCKPORT PCT 001	345
0145 LOCKPORT PCT 002	90
0146 LOCKPORT PCT 003	67
0147 LOCKPORT PCT 004	59
0148 LOCKPORT PCT 005	145
0149 LOCKPORT PCT 006	69
0150 LOCKPORT PCT 007	45
0151 LOCKPORT PCT 008	25
0152 LOCKPORT PCT 009	199
0153 LOCKPORT PCT 010	92
0154 LOCKPORT PCT 011	89
0155 LOCKPORT PCT 012	101
0156 LOCKPORT PCT 013	288
0157 LOCKPORT PCT 014	111
0158 LOCKPORT PCT 015	62
0159 LOCKPORT PCT 016	108
0160 LOCKPORT PCT 017	142
0161 LOCKPORT PCT 018	97
0162 LOCKPORT PCT 019	142
0163 LOCKPORT PCT 020	113
0164 LOCKPORT PCT 021	76
0165 LOCKPORT PCT 022	76

VOTES PERCENT

12TH JUDICIAL CIRCUIT (ROZAK VACANCY)

Vote for not more than 1

01 = Ben Braun

33,354 100.00

(CONTINUED FROM PREVIOUS PAGE) 01

0166 LOCKPORT PCT 023	68
0167 LOCKPORT PCT 024	5
0168 MANHATTAN PCT 001	104
0169 MANHATTAN PCT 002	146
0170 MANHATTAN PCT 003	183
0171 MANHATTAN PCT 004	96
0172 MONEE PCT 001	36
0173 MONEE PCT 002	15
0174 MONEE PCT 003	104
0175 MONEE PCT 004	95
0176 MONEE PCT 005	3
0177 MONEE PCT 006	6
0178 MONEE PCT 007	8
0179 MONEE PCT 008	90
0180 NEW LENOX PCT 001	68
0181 NEW LENOX PCT 002	172
0182 NEW LENOX PCT 003	103
0183 NEW LENOX PCT 004	140
0184 NEW LENOX PCT 005	170
0185 NEW LENOX PCT 006	154
0186 NEW LENOX PCT 007	199
0187 NEW LENOX PCT 008	203
0188 NEW LENOX PCT 009	180
0189 NEW LENOX PCT 010	174
0190 NEW LENOX PCT 011	178
0191 NEW LENOX PCT 012	122
0192 NEW LENOX PCT 013	150
0193 NEW LENOX PCT 014	195
0194 NEW LENOX PCT 015	154
0195 NEW LENOX PCT 016	162
0196 NEW LENOX PCT 017	170
0197 NEW LENOX PCT 018	129
0198 NEW LENOX PCT 019	149
0199 NEW LENOX PCT 020	246
0200 PEOTONE PCT 001	205
0201 PEOTONE PCT 002	177
0202 PLAINFIELD PCT 001	92
0203 PLAINFIELD PCT 002	89
0204 PLAINFIELD PCT 003	150
0205 PLAINFIELD PCT 004	20
0206 PLAINFIELD PCT 005	69
0207 PLAINFIELD PCT 006	76
0208 PLAINFIELD PCT 007	51
0209 PLAINFIELD PCT 008	122
0210 PLAINFIELD PCT 009	136
0211 PLAINFIELD PCT 010	135
0212 PLAINFIELD PCT 011	19
0213 PLAINFIELD PCT 012	62
0214 PLAINFIELD PCT 013	162
0215 PLAINFIELD PCT 014	115
0216 PLAINFIELD PCT 015	146
0217 PLAINFIELD PCT 016	132
0218 PLAINFIELD PCT 017	67
0219 PLAINFIELD PCT 018	80
0220 PLAINFIELD PCT 019	47

VOTES PERCENT

12TH JUDICIAL CIRCUIT (ROZAK VACANCY)

Vote for not more than 1

01 = Ben Braun

33,354 100.00

(CONTINUED FROM PREVIOUS PAGE)

01

0221 PLAINFIELD PCT 020	127
0222 PLAINFIELD PCT 021	113
0223 PLAINFIELD PCT 022	162
0224 PLAINFIELD PCT 023	72
0225 PLAINFIELD PCT 024	127
0226 PLAINFIELD PCT 025	61
0227 PLAINFIELD PCT 026	38
0228 PLAINFIELD PCT 027	61
0229 PLAINFIELD PCT 028	74
0230 PLAINFIELD PCT 029	88
0231 PLAINFIELD PCT 030	108
0232 PLAINFIELD PCT 031	92
0233 PLAINFIELD PCT 032	74
0234 PLAINFIELD PCT 033	106
0235 PLAINFIELD PCT 034	49
0236 PLAINFIELD PCT 035	78
0237 REED PCT 001	104
0238 REED PCT 002	141
0239 REED PCT 003	120
0240 TROY PCT 001	67
0241 TROY PCT 002	51
0242 TROY PCT 003	130
0243 TROY PCT 004	87
0244 TROY PCT 005	102
0245 TROY PCT 006	44
0246 TROY PCT 007	127
0247 TROY PCT 008	155
0248 TROY PCT 009	120
0249 TROY PCT 010	147
0250 TROY PCT 011	213
0251 TROY PCT 012	131
0252 TROY PCT 013	293
0253 TROY PCT 014	169
0254 TROY PCT 015	149
0255 TROY PCT 016	93
0256 TROY PCT 017	173
0257 TROY PCT 018	69
0258 TROY PCT 019	42
0259 TROY PCT 020	203
0260 TROY PCT 021	178
0261 TROY PCT 022	139
0262 WASHINGTON PCT 001	131
0263 WASHINGTON PCT 002	147
0264 WASHINGTON PCT 003	120
0265 WESLEY PCT 001	142
0266 WHEATLAND PCT 001	457
0267 WHEATLAND PCT 002	259
0268 WHEATLAND PCT 003	123
0269 WHEATLAND PCT 004	71
0270 WHEATLAND PCT 005	146
0271 WHEATLAND PCT 006	194
0272 WHEATLAND PCT 007	178
0273 WHEATLAND PCT 008	153
0274 WHEATLAND PCT 009	229
0275 WHEATLAND PCT 010	145

12TH JUDICIAL CIRCUIT (ROZAK VACANCY)

Vote for not more than 1

01 = Ben Braun

VOTES PERCENT

33,354 100.00

(CONTINUED FROM PREVIOUS PAGE) 01

0276 WHEATLAND PCT 011	98
0277 WHEATLAND PCT 012	70
0278 WHEATLAND PCT 013	143
0279 WHEATLAND PCT 014	151
0280 WHEATLAND PCT 015	93
0281 WHEATLAND PCT 016	164
0282 WHEATLAND PCT 017	111
0283 WHEATLAND PCT 018	166
0284 WHEATLAND PCT 019	83
0285 WHEATLAND PCT 020	123
0286 WHEATLAND PCT 021	120
0287 WHEATLAND PCT 022	79
0288 WHEATLAND PCT 023	85
0289 WHEATLAND PCT 024	84
0290 WHEATLAND PCT 025	110
0291 WHEATLAND PCT 026	252
0292 WHEATLAND PCT 027	86
0293 WHEATLAND PCT 028	140
0294 WHEATLAND PCT 029	138
0295 WHEATLAND PCT 030	132
0296 WILL PCT 001	155
0297 WILMINGTON PCT 001	109
0298 WILMINGTON PCT 002	129
0299 WILMINGTON PCT 003	117
0300 WILTON PCT 001	138

12TH JUDICIAL CIRCUIT (POLICANDRIOTES VACANCY)

Vote for not more than 1

01 = Victoria McKay Kennison

VOTES PERCENT

33,119 100.00

01

0001 CHANNAHON PCT 001	157
0002 CHANNAHON PCT 002	187
0003 CHANNAHON PCT 003	163
0004 CHANNAHON PCT 004	156
0005 CHANNAHON PCT 005	118
0006 CRETE PCT 001	61
0007 CRETE PCT 002	59
0008 CRETE PCT 003	67
0009 CRETE PCT 004	87
0010 CRETE PCT 005	65
0011 CRETE PCT 006	119
0012 CRETE PCT 007	80
0013 CRETE PCT 008	97
0014 CRETE PCT 009	102
0015 CRETE PCT 010	65
0016 CRETE PCT 011	147
0017 CRETE PCT 012	132
0018 CUSTER PCT 001	171
0019 DU PAGE PCT 001	135
0020 DU PAGE PCT 002	144
0021 DU PAGE PCT 003	161
0022 DU PAGE PCT 004	74
0023 DU PAGE PCT 005	83
0024 DU PAGE PCT 006	82
0025 DU PAGE PCT 007	148
0026 DU PAGE PCT 008	75
0027 DU PAGE PCT 009	67
0028 DU PAGE PCT 010	56
0029 DU PAGE PCT 011	67
0030 DU PAGE PCT 012	78
0031 DU PAGE PCT 013	69
0032 DU PAGE PCT 014	78
0033 DU PAGE PCT 015	77
0034 DU PAGE PCT 016	89
0035 DU PAGE PCT 017	77
0036 DU PAGE PCT 018	82
0037 DU PAGE PCT 019	71
0038 DU PAGE PCT 020	42
0039 DU PAGE PCT 021	80
0040 DU PAGE PCT 022	95
0041 DU PAGE PCT 023	72
0042 DU PAGE PCT 024	70
0043 DU PAGE PCT 025	64
0044 DU PAGE PCT 026	76
0045 DU PAGE PCT 027	56
0046 DU PAGE PCT 028	64
0047 DU PAGE PCT 029	56
0048 DU PAGE PCT 030	49
0049 DU PAGE PCT 031	60
0050 DU PAGE PCT 032	112
0051 DU PAGE PCT 033	87
0052 DU PAGE PCT 034	148
0053 DU PAGE PCT 035	21
0054 DU PAGE PCT 036	108
0055 DU PAGE PCT 037	90

**For City of Aurora's ballots cast
and precinct breakdown – refer to
that section of this book**

VOTES PERCENT

12TH JUDICIAL CIRCUIT (POLICANDRIOTES VACANCY)

Vote for not more than 1

01 = Victoria McKay Kennison

33,119 100.00

(CONTINUED FROM PREVIOUS PAGE)

 01

0056 FLORENCE PCT 001	62
0057 FRANKFORT PCT 001	195
0058 FRANKFORT PCT 002	164
0059 FRANKFORT PCT 003	122
0060 FRANKFORT PCT 004	96
0061 FRANKFORT PCT 005	186
0062 FRANKFORT PCT 006	127
0063 FRANKFORT PCT 007	132
0064 FRANKFORT PCT 008	123
0065 FRANKFORT PCT 009	110
0066 FRANKFORT PCT 010	113
0067 FRANKFORT PCT 011	166
0068 FRANKFORT PCT 012	130
0069 FRANKFORT PCT 013	112
0070 FRANKFORT PCT 014	117
0071 FRANKFORT PCT 015	127
0072 FRANKFORT PCT 016	143
0073 FRANKFORT PCT 017	213
0074 FRANKFORT PCT 018	176
0075 FRANKFORT PCT 019	122
0076 FRANKFORT PCT 020	166
0077 FRANKFORT PCT 021	154
0078 FRANKFORT PCT 022	164
0079 FRANKFORT PCT 023	166
0080 FRANKFORT PCT 024	100
0081 FRANKFORT PCT 025	176
0082 FRANKFORT PCT 026	171
0083 FRANKFORT PCT 027	98
0084 FRANKFORT PCT 028	143
0085 GREEN GARDEN PCT 001	200
0086 GREEN GARDEN PCT 002	161
0087 HOMER PCT 001	161
0088 HOMER PCT 002	188
0089 HOMER PCT 003	120
0090 HOMER PCT 004	195
0091 HOMER PCT 005	159
0092 HOMER PCT 006	157
0093 HOMER PCT 007	120
0094 HOMER PCT 008	131
0095 HOMER PCT 009	110
0096 HOMER PCT 010	139
0097 HOMER PCT 011	132
0098 HOMER PCT 012	181
0099 HOMER PCT 013	119
0100 HOMER PCT 014	158
0101 HOMER PCT 015	149
0102 HOMER PCT 016	114
0103 HOMER PCT 017	193
0104 HOMER PCT 018	131
0105 JACKSON PCT 001	108
0106 JACKSON PCT 002	126
0107 JOLIET PCT 001	56
0108 JOLIET PCT 002	60
0109 JOLIET PCT 003	51
0110 JOLIET PCT 004	70

	VOTES	PERCENT
12TH JUDICIAL CIRCUIT (POLICANDRIOTES VACANCY)		
Vote for not more than 1		
01 = Victoria McKay Kennison	33,119	100.00

(CONTINUED FROM PREVIOUS PAGE) -----
 01

0111 JOLIET PCT 005	5
0112 JOLIET PCT 006	4
0113 JOLIET PCT 007	26
0114 JOLIET PCT 008	62
0115 JOLIET PCT 009	43
0116 JOLIET PCT 010	68
0117 JOLIET PCT 011	53
0118 JOLIET PCT 012	27
0119 JOLIET PCT 013	7
0120 JOLIET PCT 014	8
0121 JOLIET PCT 015	35
0122 JOLIET PCT 016	35
0123 JOLIET PCT 017	105
0124 JOLIET PCT 018	157
0125 JOLIET PCT 019	76
0126 JOLIET PCT 020	54
0127 JOLIET PCT 021	107
0128 JOLIET PCT 022	53
0129 JOLIET PCT 023	28
0130 JOLIET PCT 024	48
0131 JOLIET PCT 025	73
0132 JOLIET PCT 026	44
0133 JOLIET PCT 027	15
0134 JOLIET PCT 028	10
0135 JOLIET PCT 029	37
0136 JOLIET PCT 030	67
0137 JOLIET PCT 031	43
0138 JOLIET PCT 032	5
0139 JOLIET PCT 033	63
0140 JOLIET PCT 034	26
0141 JOLIET PCT 035	37
0142 JOLIET PCT 036	23
0143 JOLIET PCT 037	55
0144 LOCKPORT PCT 001	342
0145 LOCKPORT PCT 002	89
0146 LOCKPORT PCT 003	66
0147 LOCKPORT PCT 004	59
0148 LOCKPORT PCT 005	141
0149 LOCKPORT PCT 006	69
0150 LOCKPORT PCT 007	45
0151 LOCKPORT PCT 008	25
0152 LOCKPORT PCT 009	197
0153 LOCKPORT PCT 010	92
0154 LOCKPORT PCT 011	88
0155 LOCKPORT PCT 012	102
0156 LOCKPORT PCT 013	285
0157 LOCKPORT PCT 014	112
0158 LOCKPORT PCT 015	60
0159 LOCKPORT PCT 016	107
0160 LOCKPORT PCT 017	138
0161 LOCKPORT PCT 018	97
0162 LOCKPORT PCT 019	144
0163 LOCKPORT PCT 020	114
0164 LOCKPORT PCT 021	75
0165 LOCKPORT PCT 022	75

VOTES PERCENT

12TH JUDICIAL CIRCUIT (POLICANDRIOTES VACANCY)

Vote for not more than 1

01 = Victoria McKay Kennison

33,119 100.00

(CONTINUED FROM PREVIOUS PAGE)

01

0166 LOCKPORT PCT 023	69
0167 LOCKPORT PCT 024	6
0168 MANHATTAN PCT 001	100
0169 MANHATTAN PCT 002	142
0170 MANHATTAN PCT 003	183
0171 MANHATTAN PCT 004	97
0172 MONEE PCT 001	34
0173 MONEE PCT 002	14
0174 MONEE PCT 003	107
0175 MONEE PCT 004	94
0176 MONEE PCT 005	4
0177 MONEE PCT 006	6
0178 MONEE PCT 007	7
0179 MONEE PCT 008	88
0180 NEW LENOX PCT 001	68
0181 NEW LENOX PCT 002	169
0182 NEW LENOX PCT 003	100
0183 NEW LENOX PCT 004	143
0184 NEW LENOX PCT 005	164
0185 NEW LENOX PCT 006	154
0186 NEW LENOX PCT 007	199
0187 NEW LENOX PCT 008	196
0188 NEW LENOX PCT 009	177
0189 NEW LENOX PCT 010	174
0190 NEW LENOX PCT 011	175
0191 NEW LENOX PCT 012	124
0192 NEW LENOX PCT 013	145
0193 NEW LENOX PCT 014	196
0194 NEW LENOX PCT 015	151
0195 NEW LENOX PCT 016	156
0196 NEW LENOX PCT 017	172
0197 NEW LENOX PCT 018	129
0198 NEW LENOX PCT 019	144
0199 NEW LENOX PCT 020	248
0200 PEOTONE PCT 001	203
0201 PEOTONE PCT 002	172
0202 PLAINFIELD PCT 001	90
0203 PLAINFIELD PCT 002	89
0204 PLAINFIELD PCT 003	150
0205 PLAINFIELD PCT 004	20
0206 PLAINFIELD PCT 005	69
0207 PLAINFIELD PCT 006	75
0208 PLAINFIELD PCT 007	51
0209 PLAINFIELD PCT 008	120
0210 PLAINFIELD PCT 009	138
0211 PLAINFIELD PCT 010	131
0212 PLAINFIELD PCT 011	19
0213 PLAINFIELD PCT 012	63
0214 PLAINFIELD PCT 013	162
0215 PLAINFIELD PCT 014	116
0216 PLAINFIELD PCT 015	146
0217 PLAINFIELD PCT 016	128
0218 PLAINFIELD PCT 017	67
0219 PLAINFIELD PCT 018	78
0220 PLAINFIELD PCT 019	48

	VOTES	PERCENT
12TH JUDICIAL CIRCUIT (POLICANDRIOTES VACANCY)		
Vote for not more than 1		
01 = Victoria McKay Kennison	33,119	100.00


(CONTINUED FROM PREVIOUS PAGE) 01

0221 PLAINFIELD PCT 020	125
0222 PLAINFIELD PCT 021	110
0223 PLAINFIELD PCT 022	156
0224 PLAINFIELD PCT 023	70
0225 PLAINFIELD PCT 024	125
0226 PLAINFIELD PCT 025	58
0227 PLAINFIELD PCT 026	39
0228 PLAINFIELD PCT 027	60
0229 PLAINFIELD PCT 028	74
0230 PLAINFIELD PCT 029	88
0231 PLAINFIELD PCT 030	111
0232 PLAINFIELD PCT 031	93
0233 PLAINFIELD PCT 032	75
0234 PLAINFIELD PCT 033	105
0235 PLAINFIELD PCT 034	47
0236 PLAINFIELD PCT 035	76
0237 REED PCT 001	104
0238 REED PCT 002	140
0239 REED PCT 003	117
0240 TROY PCT 001	68
0241 TROY PCT 002	48
0242 TROY PCT 003	133
0243 TROY PCT 004	88
0244 TROY PCT 005	108
0245 TROY PCT 006	44
0246 TROY PCT 007	125
0247 TROY PCT 008	155
0248 TROY PCT 009	121
0249 TROY PCT 010	141
0250 TROY PCT 011	209
0251 TROY PCT 012	129
0252 TROY PCT 013	294
0253 TROY PCT 014	170
0254 TROY PCT 015	151
0255 TROY PCT 016	92
0256 TROY PCT 017	172
0257 TROY PCT 018	70
0258 TROY PCT 019	42
0259 TROY PCT 020	198
0260 TROY PCT 021	181
0261 TROY PCT 022	134
0262 WASHINGTON PCT 001	131
0263 WASHINGTON PCT 002	147
0264 WASHINGTON PCT 003	118
0265 WESLEY PCT 001	139
0266 WHEATLAND PCT 001	451
0267 WHEATLAND PCT 002	257
0268 WHEATLAND PCT 003	127
0269 WHEATLAND PCT 004	68
0270 WHEATLAND PCT 005	145
0271 WHEATLAND PCT 006	195
0272 WHEATLAND PCT 007	171
0273 WHEATLAND PCT 008	150
0274 WHEATLAND PCT 009	225
0275 WHEATLAND PCT 010	142

	VOTES	PERCENT
12TH JUDICIAL CIRCUIT (POLICANDRIOTES VACANCY)		
Vote for not more than 1		
01 = Victoria McKay Kennison	33,119	100.00

(CONTINUED FROM PREVIOUS PAGE) ----- 01

0276 WHEATLAND PCT 011	97
0277 WHEATLAND PCT 012	70
0278 WHEATLAND PCT 013	142
0279 WHEATLAND PCT 014	145
0280 WHEATLAND PCT 015	92
0281 WHEATLAND PCT 016	163
0282 WHEATLAND PCT 017	112
0283 WHEATLAND PCT 018	165
0284 WHEATLAND PCT 019	82
0285 WHEATLAND PCT 020	125
0286 WHEATLAND PCT 021	119
0287 WHEATLAND PCT 022	78
0288 WHEATLAND PCT 023	87
0289 WHEATLAND PCT 024	85
0290 WHEATLAND PCT 025	108
0291 WHEATLAND PCT 026	252
0292 WHEATLAND PCT 027	86
0293 WHEATLAND PCT 028	142
0294 WHEATLAND PCT 029	136
0295 WHEATLAND PCT 030	134
0296 WILL PCT 001	150
0297 WILMINGTON PCT 001	110
0298 WILMINGTON PCT 002	129
0299 WILMINGTON PCT 003	115
0300 WILTON PCT 001	133



REPUBLICAN PARTY

**PRECINCT
COMMITTEEMEN
SUMMARY**

PCT COMMITTEEMAN SUMMARY

WILL COUNTY, ILLINOIS
 GENERAL PRIMARY ELECTION
 MARCH 20, 2018
 REPUBLICAN

OFFICIAL RESULTS

	TOTAL VOTES	%	VOTE BY MAIL	EARLY VOTING	ELECTION DAY	PROVISIONAL	CITY/AURORA (
COMMITTEEMAN CHANNAHON PCT 001							
Vote for not more than 1							
Judith M. (Judy) Wooten.	160	100.00	10	18	131	1	0
COMMITTEEMAN CHANNAHON PCT 002							
Vote for not more than 1							
Rita A. Duchene-Hughes	187	100.00	8	17	161	1	0
COMMITTEEMAN CHANNAHON PCT 003							
Vote for not more than 1							
Debbie Militello	159	100.00	9	18	127	5	0
COMMITTEEMAN CHANNAHON PCT 004							
Vote for not more than 1							
NO CANDIDATE FILED	0		0	0	0	0	0
COMMITTEEMAN CHANNAHON PCT 005							
Vote for not more than 1							
NO CANDIDATE FILED	0		0	0	0	0	0
WRITE-IN.	20	100.00	2	1	17	0	0
COMMITTEEMAN CRETE PCT 001							
Vote for not more than 1							
NO CANDIDATE FILED	0		0	0	0	0	0
COMMITTEEMAN CRETE PCT 002							
Vote for not more than 1							
NO CANDIDATE FILED	0		0	0	0	0	0
COMMITTEEMAN CRETE PCT 003							
Vote for not more than 1							
James J. Piacentini	66	100.00	2	4	59	1	0
COMMITTEEMAN CRETE PCT 004							
Vote for not more than 1							
Frank A. Elton.	89	100.00	5	15	69	0	0
COMMITTEEMAN CRETE PCT 005							
Vote for not more than 1							
NO CANDIDATE FILED	0		0	0	0	0	0
COMMITTEEMAN CRETE PCT 006							
Vote for not more than 1							
David E. Smith.	122	100.00	8	17	96	1	0

PCT COMMITTEEMAN SUMMARY

WILL COUNTY, ILLINOIS
GENERAL PRIMARY ELECTION
MARCH 20, 2018
REPUBLICAN

OFFICIAL RESULTS

	TOTAL VOTES	%	VOTE BY MAIL	EARLY VOTING	ELECTION DAY	PROVISIONAL	CITY/AURORA (
COMMITTEEMAN CRETE PCT 007							
Vote for not more than 1							
NO CANDIDATE FILED	0		0	0	0	0	0
COMMITTEEMAN CRETE PCT 008							
Vote for not more than 1							
Steven Bruns	99	100.00	3	8	88	0	0
COMMITTEEMAN CRETE PCT 009							
Vote for not more than 1							
NO CANDIDATE FILED	0		0	0	0	0	0
COMMITTEEMAN CRETE PCT 010							
Vote for not more than 1							
Robert R. Hodge	69	100.00	4	4	61	0	0
COMMITTEEMAN CRETE PCT 011							
Vote for not more than 1							
Maryellen Koza.	146	100.00	16	6	124	0	0
COMMITTEEMAN CRETE PCT 012							
Vote for not more than 1							
Laura Elton.	131	100.00	9	7	112	3	0
COMMITTEEMAN CUSTER PCT 001							
Vote for not more than 1							
NO CANDIDATE FILED	0		0	0	0	0	0
COMMITTEEMAN DU PAGE PCT 001							
Vote for not more than 1							
NO CANDIDATE FILED	0		0	0	0	0	0
COMMITTEEMAN DU PAGE PCT 002							
Vote for not more than 1							
NO CANDIDATE FILED	0		0	0	0	0	0
WRITE-IN.	24	100.00	0	1	23	0	0
COMMITTEEMAN DU PAGE PCT 003							
Vote for not more than 1							
NO CANDIDATE FILED	0		0	0	0	0	0
COMMITTEEMAN DU PAGE PCT 004							
Vote for not more than 1							
Thomas M. Gilligan	74	100.00	1	4	69	0	0

PCT COMMITTEEMAN SUMMARY

WILL COUNTY, ILLINOIS
 GENERAL PRIMARY ELECTION
 MARCH 20, 2018
 REPUBLICAN

OFFICIAL RESULTS

	TOTAL VOTES	%	VOTE BY MAIL	EARLY VOTING	ELECTION DAY	PROVISIONAL CITY/AURORA (
COMMITTEEMAN DU PAGE PCT 005							
Vote for not more than 1							
Dennis R. Raga	84	100.00	4	9	70	1	0
COMMITTEEMAN DU PAGE PCT 006							
Vote for not more than 1							
NO CANDIDATE FILED	0		0	0	0	0	0
COMMITTEEMAN DU PAGE PCT 007							
Vote for not more than 1							
NO CANDIDATE FILED	0		0	0	0	0	0
WRITE-IN.	30	100.00	1	2	26	1	0
COMMITTEEMAN DU PAGE PCT 008							
Vote for not more than 1							
Roger C. Claar.	81	100.00	3	16	57	5	0
COMMITTEEMAN DU PAGE PCT 009							
Vote for not more than 1							
NO CANDIDATE FILED	0		0	0	0	0	0
COMMITTEEMAN DU PAGE PCT 010							
Vote for not more than 1							
NO CANDIDATE FILED	0		0	0	0	0	0
COMMITTEEMAN DU PAGE PCT 011							
Vote for not more than 1							
Robert A. Kalnicky	66	100.00	2	10	53	1	0
COMMITTEEMAN DU PAGE PCT 012							
Vote for not more than 1							
Felix George	87	100.00	6	7	68	6	0
COMMITTEEMAN DU PAGE PCT 013							
Vote for not more than 1							
NO CANDIDATE FILED	0		0	0	0	0	0
COMMITTEEMAN DU PAGE PCT 014							
Vote for not more than 1							
NO CANDIDATE FILED	0		0	0	0	0	0
COMMITTEEMAN DU PAGE PCT 015							
Vote for not more than 1							
NO CANDIDATE FILED	0		0	0	0	0	0

PCT COMMITTEEMAN SUMMARY

WILL COUNTY, ILLINOIS
 GENERAL PRIMARY ELECTION
 MARCH 20, 2018
 REPUBLICAN

OFFICIAL RESULTS

	TOTAL VOTES	%	VOTE BY MAIL	EARLY VOTING	ELECTION DAY	PROVISIONAL	CITY/AURORA (
COMMITTEEMAN DU PAGE PCT 016							
Vote for not more than 1							
Alex M. Rechenmacher	85	100.00	5	10	67	3	0
COMMITTEEMAN DU PAGE PCT 017							
Vote for not more than 1							
Sheldon L. Watts	77	100.00	2	7	68	0	0
COMMITTEEMAN DU PAGE PCT 018							
Vote for not more than 1							
Paul Oliver	89	100.00	0	11	73	5	0
COMMITTEEMAN DU PAGE PCT 019							
Vote for not more than 1							
NO CANDIDATE FILED	0		0	0	0	0	0
COMMITTEEMAN DU PAGE PCT 020							
Vote for not more than 1							
NO CANDIDATE FILED	0		0	0	0	0	0
COMMITTEEMAN DU PAGE PCT 021							
Vote for not more than 1							
NO CANDIDATE FILED	0		0	0	0	0	0
COMMITTEEMAN DU PAGE PCT 022							
Vote for not more than 1							
Deresa A. Hoogland	96	100.00	7	6	83	0	0
COMMITTEEMAN DU PAGE PCT 023							
Vote for not more than 1							
Mary Alexander-Basta	69	100.00	2	10	57	0	0
COMMITTEEMAN DU PAGE PCT 024							
Vote for not more than 1							
Jean Kelly	71	100.00	3	8	60	0	0
COMMITTEEMAN DU PAGE PCT 025							
Vote for not more than 1							
NO CANDIDATE FILED	0		0	0	0	0	0
COMMITTEEMAN DU PAGE PCT 026							
Vote for not more than 1							
NO CANDIDATE FILED	0		0	0	0	0	0

PCT COMMITTEEMAN SUMMARY

WILL COUNTY, ILLINOIS
 GENERAL PRIMARY ELECTION
 MARCH 20, 2018
 REPUBLICAN

OFFICIAL RESULTS

	TOTAL VOTES	%	VOTE BY MAIL	EARLY VOTING	ELECTION DAY	PROVISIONAL CITY/AURORA (
COMMITTEEMAN DU PAGE PCT 027							
Vote for not more than 1							
Marcelo Valencia	54	100.00	2	5	47	0	0
COMMITTEEMAN DU PAGE PCT 028							
Vote for not more than 1							
NO CANDIDATE FILED	0		0	0	0	0	0
COMMITTEEMAN DU PAGE PCT 029							
Vote for not more than 1							
William Mayer	59	100.00	0	7	52	0	0
COMMITTEEMAN DU PAGE PCT 030							
Vote for not more than 1							
NO CANDIDATE FILED	0		0	0	0	0	0
COMMITTEEMAN DU PAGE PCT 031							
Vote for not more than 1							
Maria A. Zarate	60	100.00	1	6	52	1	0
COMMITTEEMAN DU PAGE PCT 032							
Vote for not more than 1							
David G. Richards.	108	100.00	9	4	95	0	0
COMMITTEEMAN DU PAGE PCT 033							
Vote for not more than 1							
NO CANDIDATE FILED	0		0	0	0	0	0
COMMITTEEMAN DU PAGE PCT 034							
Vote for not more than 1							
NO CANDIDATE FILED	0		0	0	0	0	0
COMMITTEEMAN DU PAGE PCT 035							
Vote for not more than 1							
NO CANDIDATE FILED	0		0	0	0	0	0
COMMITTEEMAN DU PAGE PCT 036							
Vote for not more than 1							
Petra Burgess	105	100.00	2	7	95	1	0
COMMITTEEMAN DU PAGE PCT 037							
Vote for not more than 1							
NO CANDIDATE FILED	0		0	0	0	0	0

PCT COMMITTEEMAN SUMMARY

WILL COUNTY, ILLINOIS
 GENERAL PRIMARY ELECTION
 MARCH 20, 2018
 REPUBLICAN

OFFICIAL RESULTS

	TOTAL VOTES	%	VOTE BY MAIL	EARLY VOTING	ELECTION DAY	PROVISIONAL	CITY/AURORA (
COMMITTEEMAN FLORENCE PCT 001							
Vote for not more than 1							
NO CANDIDATE FILED	0		0	0	0	0	0
COMMITTEEMAN FRANKFORT PCT 001							
Vote for not more than 1							
David Molinari.	201	100.00	9	21	171	0	0
COMMITTEEMAN FRANKFORT PCT 002							
Vote for not more than 1							
August J. Deuser	166	100.00	16	30	119	1	0
COMMITTEEMAN FRANKFORT PCT 003							
Vote for not more than 1							
NO CANDIDATE FILED	0		0	0	0	0	0
COMMITTEEMAN FRANKFORT PCT 004							
Vote for not more than 1							
John M. Gorski.	96	100.00	4	17	75	0	0
COMMITTEEMAN FRANKFORT PCT 005							
Vote for not more than 1							
NO CANDIDATE FILED	0		0	0	0	0	0
COMMITTEEMAN FRANKFORT PCT 006							
Vote for not more than 1							
Timothy L. Garrett	129	100.00	3	15	108	3	0
COMMITTEEMAN FRANKFORT PCT 007							
Vote for not more than 1							
Joe Kral.	135	100.00	4	22	108	1	0
COMMITTEEMAN FRANKFORT PCT 008							
Vote for not more than 1							
Nick George.	123	100.00	7	12	100	4	0
COMMITTEEMAN FRANKFORT PCT 009							
Vote for not more than 1							
Laura I. Miroballi	112	100.00	4	8	100	0	0
COMMITTEEMAN FRANKFORT PCT 010							
Vote for not more than 1							
NO CANDIDATE FILED	0		0	0	0	0	0

PCT COMMITTEEMAN SUMMARY

WILL COUNTY, ILLINOIS
 GENERAL PRIMARY ELECTION
 MARCH 20, 2018
 REPUBLICAN

OFFICIAL RESULTS

	TOTAL VOTES	%	VOTE BY MAIL	EARLY VOTING	ELECTION DAY	PROVISIONAL	CITY/AURORA (
COMMITTEEMAN FRANKFORT PCT 011							
Vote for not more than 1							
NO CANDIDATE FILED	0		0	0	0	0	0
COMMITTEEMAN FRANKFORT PCT 012							
Vote for not more than 1							
NO CANDIDATE FILED	0		0	0	0	0	0
COMMITTEEMAN FRANKFORT PCT 013							
Vote for not more than 1							
Robert Swale	113	100.00	2	14	93	4	0
COMMITTEEMAN FRANKFORT PCT 014							
Vote for not more than 1							
David J. Smith.	120	100.00	7	4	107	2	0
COMMITTEEMAN FRANKFORT PCT 015							
Vote for not more than 1							
NO CANDIDATE FILED	0		0	0	0	0	0
COMMITTEEMAN FRANKFORT PCT 016							
Vote for not more than 1							
Henry W. Meers, Jr.	144	100.00	2	20	120	2	0
COMMITTEEMAN FRANKFORT PCT 017							
Vote for not more than 1							
Edward E. Ronkowski	229	100.00	12	40	175	2	0
COMMITTEEMAN FRANKFORT PCT 018							
Vote for not more than 1							
Gayla P. Smith.	184	100.00	10	29	144	1	0
COMMITTEEMAN FRANKFORT PCT 019							
Vote for not more than 1							
NO CANDIDATE FILED	0		0	0	0	0	0
COMMITTEEMAN FRANKFORT PCT 020							
Vote for not more than 1							
James G. Moustis	163	100.00	3	14	144	2	0
COMMITTEEMAN FRANKFORT PCT 021							
Vote for not more than 1							
NO CANDIDATE FILED	0		0	0	0	0	0

PCT COMMITTEEMAN SUMMARY

WILL COUNTY, ILLINOIS
 GENERAL PRIMARY ELECTION
 MARCH 20, 2018
 REPUBLICAN

OFFICIAL RESULTS

	TOTAL VOTES	%	VOTE BY MAIL	EARLY VOTING	ELECTION DAY	PROVISIONAL	CITY/AURORA (
COMMITTEEMAN FRANKFORT PCT 022							
Vote for not more than 1							
Jeffrey S. Arseneau, Sr.	168	100.00	14	42	112	0	0
COMMITTEEMAN FRANKFORT PCT 023							
Vote for not more than 1							
NO CANDIDATE FILED	0		0	0	0	0	0
COMMITTEEMAN FRANKFORT PCT 024							
Vote for not more than 1							
Susan B. Walker	99	100.00	8	8	83	0	0
COMMITTEEMAN FRANKFORT PCT 025							
Vote for not more than 1							
Daniel J. Butler	178	100.00	9	14	155	0	0
COMMITTEEMAN FRANKFORT PCT 026							
Vote for not more than 1							
NO CANDIDATE FILED	0		0	0	0	0	0
COMMITTEEMAN FRANKFORT PCT 027							
Vote for not more than 1							
Bill Carlson	105	100.00	1	28	74	2	0
COMMITTEEMAN FRANKFORT PCT 028							
Vote for not more than 1							
David Ho.	141	100.00	8	15	117	1	0
COMMITTEEMAN GREEN GARDEN PCT 001							
Vote for not more than 1							
NO CANDIDATE FILED	0		0	0	0	0	0
COMMITTEEMAN GREEN GARDEN PCT 002							
Vote for not more than 1							
NO CANDIDATE FILED	0		0	0	0	0	0
COMMITTEEMAN HOMER PCT 001							
Vote for not more than 1							
Jim Bilotta.	170	100.00	7	6	155	2	0
COMMITTEEMAN HOMER PCT 002							
Vote for not more than 1							
Wayne Felgenhauer.	194	100.00	3	21	170	0	0

PCT COMMITTEEMAN SUMMARY

WILL COUNTY, ILLINOIS
GENERAL PRIMARY ELECTION
MARCH 20, 2018
REPUBLICAN

OFFICIAL RESULTS

	TOTAL VOTES	%	VOTE BY MAIL	EARLY VOTING	ELECTION DAY	PROVISIONAL	CITY/AURORA (
COMMITTEEMAN HOMER PCT 003							
Vote for not more than 1							
Sharon Sweas	126	100.00	8	24	94	0	0
COMMITTEEMAN HOMER PCT 004							
Vote for not more than 1							
Mike Fricilone.	200	100.00	12	31	154	3	0
COMMITTEEMAN HOMER PCT 005							
Vote for not more than 1							
NO CANDIDATE FILED	0		0	0	0	0	0
COMMITTEEMAN HOMER PCT 006							
Vote for not more than 1							
Stephen J. Balich.	163	100.00	8	22	129	4	0
COMMITTEEMAN HOMER PCT 007							
Vote for not more than 1							
Edward Kalas	128	100.00	4	9	115	0	0
COMMITTEEMAN HOMER PCT 008							
Vote for not more than 1							
Brian Burian	140	100.00	10	17	111	2	0
COMMITTEEMAN HOMER PCT 009							
Vote for not more than 1							
Stephen F. Spontak	116	100.00	4	12	100	0	0
COMMITTEEMAN HOMER PCT 010							
Vote for not more than 1							
Bob Kman.	148	100.00	9	13	122	4	0
COMMITTEEMAN HOMER PCT 011							
Vote for not more than 1							
Chris Plouzek	137	100.00	8	15	112	2	0
COMMITTEEMAN HOMER PCT 012							
Vote for not more than 1							
Dan Troike	149	76.80	1	14	130	4	0
Ruben L. Pazmino	45	23.20	2	7	36	0	0
COMMITTEEMAN HOMER PCT 013							
Vote for not more than 1							
Vicki Bozen.	120	100.00	5	10	104	1	0

PCT COMMITTEEMAN SUMMARY

WILL COUNTY, ILLINOIS
 GENERAL PRIMARY ELECTION
 MARCH 20, 2018
 REPUBLICAN

OFFICIAL RESULTS

	TOTAL VOTES	%	VOTE BY MAIL	EARLY VOTING	ELECTION DAY	PROVISIONAL	CITY/AURORA (
COMMITTEEMAN HOMER PCT 014							
Vote for not more than 1							
NO CANDIDATE FILED	0		0	0	0	0	0
COMMITTEEMAN HOMER PCT 015							
Vote for not more than 1							
NO CANDIDATE FILED	0		0	0	0	0	0
WRITE-IN.	29	100.00	1	2	25	1	0
COMMITTEEMAN HOMER PCT 016							
Vote for not more than 1							
Pam Meyers	122	100.00	1	6	115	0	0
COMMITTEEMAN HOMER PCT 017							
Vote for not more than 1							
Beth Rodgers	203	100.00	13	17	170	3	0
COMMITTEEMAN HOMER PCT 018							
Vote for not more than 1							
Brent Porfilio.	129	100.00	10	9	109	1	0
COMMITTEEMAN JACKSON PCT 001							
Vote for not more than 1							
Ben Bierly	114	100.00	4	14	93	3	0
COMMITTEEMAN JACKSON PCT 002							
Vote for not more than 1							
Richard R. Tyler	130	100.00	7	10	113	0	0
COMMITTEEMAN JOLIET PCT 001							
Vote for not more than 1							
Forest Smith	58	100.00	3	4	51	0	0
COMMITTEEMAN JOLIET PCT 002							
Vote for not more than 1							
NO CANDIDATE FILED	0		0	0	0	0	0
COMMITTEEMAN JOLIET PCT 003							
Vote for not more than 1							
NO CANDIDATE FILED	0		0	0	0	0	0
COMMITTEEMAN JOLIET PCT 004							
Vote for not more than 1							
NO CANDIDATE FILED	0		0	0	0	0	0

PCT COMMITTEEMAN SUMMARY

WILL COUNTY, ILLINOIS
 GENERAL PRIMARY ELECTION
 MARCH 20, 2018
 REPUBLICAN

OFFICIAL RESULTS

	TOTAL VOTES	%	VOTE BY MAIL	EARLY VOTING	ELECTION DAY	PROVISIONAL	CITY/AURORA (
COMMITTEEMAN JOLIET PCT 005							
Vote for not more than 1							
NO CANDIDATE FILED	0		0	0	0	0	0
COMMITTEEMAN JOLIET PCT 006							
Vote for not more than 1							
NO CANDIDATE FILED	0		0	0	0	0	0
COMMITTEEMAN JOLIET PCT 007							
Vote for not more than 1							
NO CANDIDATE FILED	0		0	0	0	0	0
COMMITTEEMAN JOLIET PCT 008							
Vote for not more than 1							
Lee Johnson.	60	100.00	2	4	50	4	0
COMMITTEEMAN JOLIET PCT 009							
Vote for not more than 1							
NO CANDIDATE FILED	0		0	0	0	0	0
COMMITTEEMAN JOLIET PCT 010							
Vote for not more than 1							
NO CANDIDATE FILED	0		0	0	0	0	0
COMMITTEEMAN JOLIET PCT 011							
Vote for not more than 1							
NO CANDIDATE FILED	0		0	0	0	0	0
COMMITTEEMAN JOLIET PCT 012							
Vote for not more than 1							
NO CANDIDATE FILED	0		0	0	0	0	0
COMMITTEEMAN JOLIET PCT 013							
Vote for not more than 1							
NO CANDIDATE FILED	0		0	0	0	0	0
COMMITTEEMAN JOLIET PCT 014							
Vote for not more than 1							
NO CANDIDATE FILED	0		0	0	0	0	0
COMMITTEEMAN JOLIET PCT 015							
Vote for not more than 1							
NO CANDIDATE FILED	0		0	0	0	0	0

	TOTAL VOTES	%	VOTE BY MAIL	EARLY VOTING	ELECTION DAY	PROVISIONAL	CITY/AURORA (
COMMITTEEMAN JOLIET PCT 016							
Vote for not more than 1							
NO CANDIDATE FILED	0		0	0	0	0	0
COMMITTEEMAN JOLIET PCT 017							
Vote for not more than 1							
NO CANDIDATE FILED	0		0	0	0	0	0
COMMITTEEMAN JOLIET PCT 018							
Vote for not more than 1							
NO CANDIDATE FILED	0		0	0	0	0	0
COMMITTEEMAN JOLIET PCT 019							
Vote for not more than 1							
Lea A. Norbut	78	100.00	4	9	64	1	0
COMMITTEEMAN JOLIET PCT 020							
Vote for not more than 1							
NO CANDIDATE FILED	0		0	0	0	0	0
COMMITTEEMAN JOLIET PCT 021							
Vote for not more than 1							
Chuck McCauley.	104	100.00	3	11	89	1	0
COMMITTEEMAN JOLIET PCT 022							
Vote for not more than 1							
NO CANDIDATE FILED	0		0	0	0	0	0
COMMITTEEMAN JOLIET PCT 023							
Vote for not more than 1							
Diane M. Harris	29	100.00	0	6	23	0	0
COMMITTEEMAN JOLIET PCT 024							
Vote for not more than 1							
NO CANDIDATE FILED	0		0	0	0	0	0
COMMITTEEMAN JOLIET PCT 025							
Vote for not more than 1							
Jan W. Nahorski	73	100.00	12	5	53	3	0
COMMITTEEMAN JOLIET PCT 026							
Vote for not more than 1							
NO CANDIDATE FILED	0		0	0	0	0	0

	TOTAL VOTES	%	VOTE BY MAIL	EARLY VOTING	ELECTION DAY	PROVISIONAL	CITY/AURORA (
COMMITTEEMAN JOLIET PCT 027							
Vote for not more than 1							
NO CANDIDATE FILED	0		0	0	0	0	0
COMMITTEEMAN JOLIET PCT 028							
Vote for not more than 1							
NO CANDIDATE FILED	0		0	0	0	0	0
COMMITTEEMAN JOLIET PCT 029							
Vote for not more than 1							
NO CANDIDATE FILED	0		0	0	0	0	0
COMMITTEEMAN JOLIET PCT 030							
Vote for not more than 1							
NO CANDIDATE FILED	0		0	0	0	0	0
COMMITTEEMAN JOLIET PCT 031							
Vote for not more than 1							
NO CANDIDATE FILED	0		0	0	0	0	0
COMMITTEEMAN JOLIET PCT 032							
Vote for not more than 1							
NO CANDIDATE FILED	0		0	0	0	0	0
COMMITTEEMAN JOLIET PCT 033							
Vote for not more than 1							
NO CANDIDATE FILED	0		0	0	0	0	0
COMMITTEEMAN JOLIET PCT 034							
Vote for not more than 1							
NO CANDIDATE FILED	0		0	0	0	0	0
COMMITTEEMAN JOLIET PCT 035							
Vote for not more than 1							
NO CANDIDATE FILED	0		0	0	0	0	0
COMMITTEEMAN JOLIET PCT 036							
Vote for not more than 1							
NO CANDIDATE FILED	0		0	0	0	0	0
COMMITTEEMAN JOLIET PCT 037							
Vote for not more than 1							
NO CANDIDATE FILED	0		0	0	0	0	0

PCT COMMITTEEMAN SUMMARY

WILL COUNTY, ILLINOIS
 GENERAL PRIMARY ELECTION
 MARCH 20, 2018
 REPUBLICAN

OFFICIAL RESULTS

	TOTAL VOTES	%	VOTE BY MAIL	EARLY VOTING	ELECTION DAY	PROVISIONAL	CITY/AURORA (
COMMITTEEMAN LOCKPORT PCT 001							
Vote for not more than 1							
Marianne S. DeMeritt.	346	100.00	22	14	305	5	0
COMMITTEEMAN LOCKPORT PCT 002							
Vote for not more than 1							
Victor D. Zack.	87	100.00	3	4	80	0	0
COMMITTEEMAN LOCKPORT PCT 003							
Vote for not more than 1							
NO CANDIDATE FILED	0		0	0	0	0	0
COMMITTEEMAN LOCKPORT PCT 004							
Vote for not more than 1							
NO CANDIDATE FILED	0		0	0	0	0	0
COMMITTEEMAN LOCKPORT PCT 005							
Vote for not more than 1							
Michael Lewandowski	141	100.00	8	11	119	3	0
COMMITTEEMAN LOCKPORT PCT 006							
Vote for not more than 1							
Fred London.	68	100.00	2	4	62	0	0
COMMITTEEMAN LOCKPORT PCT 007							
Vote for not more than 1							
Andrew S. Koroma	46	100.00	2	2	42	0	0
COMMITTEEMAN LOCKPORT PCT 008							
Vote for not more than 1							
John Barbush	25	100.00	0	1	24	0	0
COMMITTEEMAN LOCKPORT PCT 009							
Vote for not more than 1							
Joseph N. Silich	202	100.00	18	16	164	4	0
COMMITTEEMAN LOCKPORT PCT 010							
Vote for not more than 1							
NO CANDIDATE FILED	0		0	0	0	0	0
COMMITTEEMAN LOCKPORT PCT 011							
Vote for not more than 1							
NO CANDIDATE FILED	0		0	0	0	0	0

PCT COMMITTEEMAN SUMMARY

WILL COUNTY, ILLINOIS
 GENERAL PRIMARY ELECTION
 MARCH 20, 2018
 REPUBLICAN

OFFICIAL RESULTS

	TOTAL VOTES	%	VOTE BY MAIL	EARLY VOTING	ELECTION DAY	PROVISIONAL	CITY/AURORA (
COMMITTEEMAN LOCKPORT PCT 012							
Vote for not more than 1							
NO CANDIDATE FILED	0		0	0	0	0	0
COMMITTEEMAN LOCKPORT PCT 013							
Vote for not more than 1							
Gerald C. (Jerry) Hinkelman	287	100.00	24	14	242	7	0
COMMITTEEMAN LOCKPORT PCT 014							
Vote for not more than 1							
NO CANDIDATE FILED	0		0	0	0	0	0
WRITE-IN.	9	100.00	2	0	7	0	0
COMMITTEEMAN LOCKPORT PCT 015							
Vote for not more than 1							
NO CANDIDATE FILED	0		0	0	0	0	0
COMMITTEEMAN LOCKPORT PCT 016							
Vote for not more than 1							
NO CANDIDATE FILED	0		0	0	0	0	0
COMMITTEEMAN LOCKPORT PCT 017							
Vote for not more than 1							
James Louch.	147	100.00	3	15	129	0	0
COMMITTEEMAN LOCKPORT PCT 018							
Vote for not more than 1							
Jesse M. Torres	91	100.00	4	7	78	2	0
COMMITTEEMAN LOCKPORT PCT 019							
Vote for not more than 1							
Cecilia (CeCe) DiSomma	142	100.00	8	12	121	1	0
COMMITTEEMAN LOCKPORT PCT 020							
Vote for not more than 1							
Peter R. DeLaney	116	100.00	6	6	103	1	0
COMMITTEEMAN LOCKPORT PCT 021							
Vote for not more than 1							
NO CANDIDATE FILED	0		0	0	0	0	0
COMMITTEEMAN LOCKPORT PCT 022							
Vote for not more than 1							
NO CANDIDATE FILED	0		0	0	0	0	0

	TOTAL VOTES	%	VOTE BY MAIL	EARLY VOTING	ELECTION DAY	PROVISIONAL	CITY/AURORA (
COMMITTEEMAN LOCKPORT PCT 023							
Vote for not more than 1							
NO CANDIDATE FILED	0		0	0	0	0	0
COMMITTEEMAN LOCKPORT PCT 024							
Vote for not more than 1							
NO CANDIDATE FILED	0		0	0	0	0	0
COMMITTEEMAN MANHATTAN PCT 001							
Vote for not more than 1							
NO CANDIDATE FILED	0		0	0	0	0	0
COMMITTEEMAN MANHATTAN PCT 002							
Vote for not more than 1							
NO CANDIDATE FILED	0		0	0	0	0	0
COMMITTEEMAN MANHATTAN PCT 003							
Vote for not more than 1							
Joseph C. "Tuck" Marshall	186	100.00	5	18	162	1	0
COMMITTEEMAN MANHATTAN PCT 004							
Vote for not more than 1							
Jeff McKenzie	97	100.00	2	8	84	3	0
COMMITTEEMAN MONEE PCT 001							
Vote for not more than 1							
NO CANDIDATE FILED	0		0	0	0	0	0
COMMITTEEMAN MONEE PCT 002							
Vote for not more than 1							
NO CANDIDATE FILED	0		0	0	0	0	0
COMMITTEEMAN MONEE PCT 003							
Vote for not more than 1							
Alfred David Holston.	106	100.00	1	10	95	0	0
COMMITTEEMAN MONEE PCT 004							
Vote for not more than 1							
Jay Farquhar	71	100.00	2	6	63	0	0
COMMITTEEMAN MONEE PCT 005							
Vote for not more than 1							
NO CANDIDATE FILED	0		0	0	0	0	0

PCT COMMITTEEMAN SUMMARY

WILL COUNTY, ILLINOIS
 GENERAL PRIMARY ELECTION
 MARCH 20, 2018
 REPUBLICAN

OFFICIAL RESULTS

	TOTAL VOTES	%	VOTE BY MAIL	EARLY VOTING	ELECTION DAY	PROVISIONAL	CITY/AURORA (
COMMITTEEMAN MONEE PCT 006							
Vote for not more than 1							
NO CANDIDATE FILED	0		0	0	0	0	0
COMMITTEEMAN MONEE PCT 007							
Vote for not more than 1							
NO CANDIDATE FILED	0		0	0	0	0	0
COMMITTEEMAN MONEE PCT 008							
Vote for not more than 1							
NO CANDIDATE FILED	0		0	0	0	0	0
WRITE-IN.	5	100.00	0	0	4	1	0
COMMITTEEMAN NEW LENOX PCT 001							
Vote for not more than 1							
Dale Larson.	69	100.00	4	4	60	1	0
COMMITTEEMAN NEW LENOX PCT 002							
Vote for not more than 1							
Barbara E. Kaupas.	181	100.00	7	12	161	1	0
COMMITTEEMAN NEW LENOX PCT 003							
Vote for not more than 1							
Dave Medema.	63	58.88	2	6	55	0	0
Joseph Kirkeeng	44	41.12	2	3	37	2	0
COMMITTEEMAN NEW LENOX PCT 004							
Vote for not more than 1							
Richard J. Kavanagh	145	100.00	10	7	128	0	0
COMMITTEEMAN NEW LENOX PCT 005							
Vote for not more than 1							
Ann Podoba	85	47.22	4	8	71	2	0
Patricia "Patty" Deiters	95	52.78	4	9	79	3	0
COMMITTEEMAN NEW LENOX PCT 006							
Vote for not more than 1							
Nicole D. Sanders.	155	100.00	3	9	141	2	0
COMMITTEEMAN NEW LENOX PCT 007							
Vote for not more than 1							
Barbara J. Hermanowicz	100	45.45	7	12	81	0	0
Robert Herling.	120	54.55	3	10	107	0	0

	TOTAL VOTES	%	VOTE BY MAIL	EARLY VOTING	ELECTION DAY	PROVISIONAL	CITY/AURORA (
COMMITTEEMAN NEW LENOX PCT 008							
Vote for not more than 1							
Barbara J. Healy	145	66.21	5	22	115	3	0
Simon J. "Bud" Vancina	74	33.79	4	7	62	1	0
COMMITTEEMAN NEW LENOX PCT 009							
Vote for not more than 1							
NO CANDIDATE FILED	0		0	0	0	0	0
WRITE-IN.	37	100.00	0	2	35	0	0
COMMITTEEMAN NEW LENOX PCT 010							
Vote for not more than 1							
Keifer Keigher.	178	100.00	9	47	122	0	0
COMMITTEEMAN NEW LENOX PCT 011							
Vote for not more than 1							
D. Lori Lindberg	175	100.00	12	9	154	0	0
COMMITTEEMAN NEW LENOX PCT 012							
Vote for not more than 1							
Frankie Pretzel	84	60.87	1	7	76	0	0
David N. Smith.	54	39.13	6	4	44	0	0
COMMITTEEMAN NEW LENOX PCT 013							
Vote for not more than 1							
Kathy Hilton	149	100.00	3	18	127	1	0
COMMITTEEMAN NEW LENOX PCT 014							
Vote for not more than 1							
NO CANDIDATE FILED	0		0	0	0	0	0
COMMITTEEMAN NEW LENOX PCT 015							
Vote for not more than 1							
Douglas E. Finnegan	154	100.00	5	29	118	2	0
COMMITTEEMAN NEW LENOX PCT 016							
Vote for not more than 1							
Scott M. Strache	155	100.00	8	17	127	3	0
COMMITTEEMAN NEW LENOX PCT 017							
Vote for not more than 1							
Martin J. Boban	173	100.00	10	25	135	3	0
COMMITTEEMAN NEW LENOX PCT 018							
Vote for not more than 1							
Raymond Tuminello.	138	100.00	8	18	112	0	0

	TOTAL VOTES	%	VOTE BY MAIL	EARLY VOTING	ELECTION DAY	PROVISIONAL	CITY/AURORA (
COMMITTEEMAN NEW LENOX PCT 019								
Vote for not more than 1								
Chris Kosel.	92	51.98	3	7	82	0		0
Scott A. Halper	85	48.02	1	4	77	3		0
COMMITTEEMAN NEW LENOX PCT 020								
Vote for not more than 1								
Mark Anthony Munizzo.	159	56.38	8	28	121	2		0
Maureen Flanagan Broderick.	123	43.62	6	15	101	1		0
COMMITTEEMAN PEOTONE PCT 001								
Vote for not more than 1								
Natalie "Nat" Murawski	210	100.00	14	0	192	4		0
COMMITTEEMAN PEOTONE PCT 002								
Vote for not more than 1								
Kirsten Steeves	174	100.00	6	0	166	2		0
COMMITTEEMAN PLAINFIELD PCT 001								
Vote for not more than 1								
Anthony "Tony" F. Fremarek.	86	100.00	3	7	73	3		0
COMMITTEEMAN PLAINFIELD PCT 002								
Vote for not more than 1								
NO CANDIDATE FILED	0		0	0	0	0		0
COMMITTEEMAN PLAINFIELD PCT 003								
Vote for not more than 1								
NO CANDIDATE FILED	0		0	0	0	0		0
COMMITTEEMAN PLAINFIELD PCT 004								
Vote for not more than 1								
NO CANDIDATE FILED	0		0	0	0	0		0
COMMITTEEMAN PLAINFIELD PCT 005								
Vote for not more than 1								
NO CANDIDATE FILED	0		0	0	0	0		0
COMMITTEEMAN PLAINFIELD PCT 006								
Vote for not more than 1								
NO CANDIDATE FILED	0		0	0	0	0		0
COMMITTEEMAN PLAINFIELD PCT 007								
Vote for not more than 1								
NO CANDIDATE FILED	0		0	0	0	0		0

PCT COMMITTEEMAN SUMMARY

WILL COUNTY, ILLINOIS
 GENERAL PRIMARY ELECTION
 MARCH 20, 2018
 REPUBLICAN

OFFICIAL RESULTS

	TOTAL VOTES	%	VOTE BY MAIL	EARLY VOTING	ELECTION DAY	PROVISIONAL	CITY/AURORA (
COMMITTEEMAN PLAINFIELD PCT 008							
Vote for not more than 1							
Cally J. Larson	119	100.00	3	7	108	1	0
COMMITTEEMAN PLAINFIELD PCT 009							
Vote for not more than 1							
John F. Argoudelis	132	100.00	11	16	103	2	0
COMMITTEEMAN PLAINFIELD PCT 010							
Vote for not more than 1							
Margaret Bonuchi	118	100.00	9	18	91	0	0
COMMITTEEMAN PLAINFIELD PCT 011							
Vote for not more than 1							
NO CANDIDATE FILED	0		0	0	0	0	0
COMMITTEEMAN PLAINFIELD PCT 012							
Vote for not more than 1							
NO CANDIDATE FILED	0		0	0	0	0	0
COMMITTEEMAN PLAINFIELD PCT 013							
Vote for not more than 1							
Ken Marland.	165	100.00	8	14	142	1	0
COMMITTEEMAN PLAINFIELD PCT 014							
Vote for not more than 1							
Ernest C. Knight	113	100.00	9	13	90	1	0
COMMITTEEMAN PLAINFIELD PCT 015							
Vote for not more than 1							
Dale Fontana	143	100.00	4	16	122	1	0
COMMITTEEMAN PLAINFIELD PCT 016							
Vote for not more than 1							
Nathan Miller	129	100.00	3	11	115	0	0
COMMITTEEMAN PLAINFIELD PCT 017							
Vote for not more than 1							
NO CANDIDATE FILED	0		0	0	0	0	0
COMMITTEEMAN PLAINFIELD PCT 018							
Vote for not more than 1							
NO CANDIDATE FILED	0		0	0	0	0	0

	TOTAL VOTES	%	VOTE BY MAIL	EARLY VOTING	ELECTION DAY	PROVISIONAL	CITY/AURORA (
COMMITTEEMAN PLAINFIELD PCT 019							
Vote for not more than 1							
NO CANDIDATE FILED	0		0	0	0	0	0
COMMITTEEMAN PLAINFIELD PCT 020							
Vote for not more than 1							
NO CANDIDATE FILED	0		0	0	0	0	0
COMMITTEEMAN PLAINFIELD PCT 021							
Vote for not more than 1							
Yvonne L. Bolton	113	100.00	10	14	85	4	0
COMMITTEEMAN PLAINFIELD PCT 022							
Vote for not more than 1							
NO CANDIDATE FILED	0		0	0	0	0	0
COMMITTEEMAN PLAINFIELD PCT 023							
Vote for not more than 1							
NO CANDIDATE FILED	0		0	0	0	0	0
COMMITTEEMAN PLAINFIELD PCT 024							
Vote for not more than 1							
NO CANDIDATE FILED	0		0	0	0	0	0
COMMITTEEMAN PLAINFIELD PCT 025							
Vote for not more than 1							
NO CANDIDATE FILED	0		0	0	0	0	0
COMMITTEEMAN PLAINFIELD PCT 026							
Vote for not more than 1							
NO CANDIDATE FILED	0		0	0	0	0	0
COMMITTEEMAN PLAINFIELD PCT 027							
Vote for not more than 1							
NO CANDIDATE FILED	0		0	0	0	0	0
COMMITTEEMAN PLAINFIELD PCT 028							
Vote for not more than 1							
NO CANDIDATE FILED	0		0	0	0	0	0
COMMITTEEMAN PLAINFIELD PCT 029							
Vote for not more than 1							
NO CANDIDATE FILED	0		0	0	0	0	0

	TOTAL VOTES	%	VOTE BY MAIL	EARLY VOTING	ELECTION DAY	PROVISIONAL	CITY/AURORA (
COMMITTEEMAN PLAINFIELD PCT 030							
Vote for not more than 1							
Noel Acosta.	111	100.00	4	7	98	2	0
COMMITTEEMAN PLAINFIELD PCT 031							
Vote for not more than 1							
NO CANDIDATE FILED	0		0	0	0	0	0
COMMITTEEMAN PLAINFIELD PCT 032							
Vote for not more than 1							
NO CANDIDATE FILED	0		0	0	0	0	0
COMMITTEEMAN PLAINFIELD PCT 033							
Vote for not more than 1							
NO CANDIDATE FILED	0		0	0	0	0	0
COMMITTEEMAN PLAINFIELD PCT 034							
Vote for not more than 1							
NO CANDIDATE FILED	0		0	0	0	0	0
COMMITTEEMAN PLAINFIELD PCT 035							
Vote for not more than 1							
Charles H. "Chuck" Willard.	78	100.00	4	1	72	1	0
COMMITTEEMAN REED PCT 001							
Vote for not more than 1							
NO CANDIDATE FILED	0		0	0	0	0	0
COMMITTEEMAN REED PCT 002							
Vote for not more than 1							
NO CANDIDATE FILED	0		0	0	0	0	0
COMMITTEEMAN REED PCT 003							
Vote for not more than 1							
NO CANDIDATE FILED	0		0	0	0	0	0
COMMITTEEMAN TROY PCT 001							
Vote for not more than 1							
NO CANDIDATE FILED	0		0	0	0	0	0
COMMITTEEMAN TROY PCT 002							
Vote for not more than 1							
NO CANDIDATE FILED	0		0	0	0	0	0

PCT COMMITTEEMAN SUMMARY

WILL COUNTY, ILLINOIS
GENERAL PRIMARY ELECTION
MARCH 20, 2018
REPUBLICAN

OFFICIAL RESULTS

	TOTAL VOTES	%	VOTE BY MAIL	EARLY VOTING	ELECTION DAY	PROVISIONAL CITY/AURORA (
COMMITTEEMAN TROY PCT 003							
Vote for not more than 1							
NO CANDIDATE FILED	0		0	0	0	0	0
WRITE-IN.	11	100.00	0	1	10	0	0
COMMITTEEMAN TROY PCT 004							
Vote for not more than 1							
NO CANDIDATE FILED	0		0	0	0	0	0
COMMITTEEMAN TROY PCT 005							
Vote for not more than 1							
John F. Kochalka	104	100.00	7	14	82	1	0
COMMITTEEMAN TROY PCT 006							
Vote for not more than 1							
NO CANDIDATE FILED	0		0	0	0	0	0
WRITE-IN.	16	100.00	0	4	12	0	0
COMMITTEEMAN TROY PCT 007							
Vote for not more than 1							
NO CANDIDATE FILED	0		0	0	0	0	0
WRITE-IN.	7	100.00	0	1	6	0	0
COMMITTEEMAN TROY PCT 008							
Vote for not more than 1							
Steve Orlando	158	100.00	13	17	126	2	0
COMMITTEEMAN TROY PCT 009							
Vote for not more than 1							
Kristin Cross	114	100.00	5	9	97	3	0
COMMITTEEMAN TROY PCT 010							
Vote for not more than 1							
Jerold (Jerry) Bene	143	100.00	12	22	106	3	0
COMMITTEEMAN TROY PCT 011							
Vote for not more than 1							
Jim Alaimo	204	100.00	23	26	152	3	0
COMMITTEEMAN TROY PCT 012							
Vote for not more than 1							
Richard Daniel Keca	128	100.00	15	9	103	1	0

PCT COMMITTEEMAN SUMMARY

WILL COUNTY, ILLINOIS
 GENERAL PRIMARY ELECTION
 MARCH 20, 2018
 REPUBLICAN

OFFICIAL RESULTS

	TOTAL VOTES	%	VOTE BY MAIL	EARLY VOTING	ELECTION DAY	PROVISIONAL CITY/AURORA (
COMMITTEEMAN TROY PCT 013							
Vote for not more than 1							
NO CANDIDATE FILED	0		0	0	0	0	0
WRITE-IN.	29	100.00	5	4	20	0	0
COMMITTEEMAN TROY PCT 014							
Vote for not more than 1							
Joseph D. Baltz	170	100.00	10	22	136	2	0
COMMITTEEMAN TROY PCT 015							
Vote for not more than 1							
Dawn Damiani	150	100.00	9	17	120	4	0
COMMITTEEMAN TROY PCT 016							
Vote for not more than 1							
NO CANDIDATE FILED	0		0	0	0	0	0
COMMITTEEMAN TROY PCT 017							
Vote for not more than 1							
Bryan W. Kopman	174	100.00	11	18	145	0	0
COMMITTEEMAN TROY PCT 018							
Vote for not more than 1							
Orville E. Elza	69	100.00	1	4	61	3	0
COMMITTEEMAN TROY PCT 019							
Vote for not more than 1							
NO CANDIDATE FILED	0		0	0	0	0	0
COMMITTEEMAN TROY PCT 020							
Vote for not more than 1							
Patty T. Kalkanis.	200	100.00	6	33	156	5	0
COMMITTEEMAN TROY PCT 021							
Vote for not more than 1							
Frank S. Cservenyak	181	100.00	3	27	149	2	0
COMMITTEEMAN TROY PCT 022							
Vote for not more than 1							
Owen T. McCarthy	138	100.00	4	9	124	1	0
COMMITTEEMAN WASHINGTON PCT 001							
Vote for not more than 1							
Stacy Marie Mazurek	133	100.00	8	2	123	0	0

PCT COMMITTEEMAN SUMMARY

WILL COUNTY, ILLINOIS
 GENERAL PRIMARY ELECTION
 MARCH 20, 2018
 REPUBLICAN

OFFICIAL RESULTS

	TOTAL VOTES	%	VOTE BY MAIL	EARLY VOTING	ELECTION DAY	PROVISIONAL	CITY/AURORA (
COMMITTEEMAN WASHINGTON PCT 002								
Vote for not more than 1								
NO CANDIDATE FILED	0		0	0	0	0		0
COMMITTEEMAN WASHINGTON PCT 003								
Vote for not more than 1								
NO CANDIDATE FILED	0		0	0	0	0		0
COMMITTEEMAN WESLEY PCT 001								
Vote for not more than 1								
NO CANDIDATE FILED	0		0	0	0	0		0
COMMITTEEMAN WHEATLAND PCT 001								
Vote for not more than 1								
Jacob Snitko	146	100.00	6	18	116	6		0
COMMITTEEMAN WHEATLAND PCT 002								
Vote for not more than 1								
Mike Strick.	157	51.99	11	17	126	3		0
Kenn Miller.	145	48.01	16	24	102	3		0
COMMITTEEMAN WHEATLAND PCT 003								
Vote for not more than 1								
Sean S. Adams	126	100.00	0	20	102	4		0
COMMITTEEMAN WHEATLAND PCT 004								
Vote for not more than 1								
Pavi Agrawal	68	100.00	0	9	56	3		0
COMMITTEEMAN WHEATLAND PCT 005								
Vote for not more than 1								
Andrew W. Fattore.	73	48.03	1	9	62	1		0
Bradford Miller	79	51.97	7	11	61	0		0
COMMITTEEMAN WHEATLAND PCT 006								
Vote for not more than 1								
Scott Bishop	145	67.44	4	25	115	1		0
Stew Lambert	70	32.56	4	8	55	3		0
COMMITTEEMAN WHEATLAND PCT 007								
Vote for not more than 1								
Stephen Collins	119	67.23	9	16	89	5		0
Sarah Anderson.	58	32.77	0	4	51	3		0

PCT COMMITTEEMAN SUMMARY

WILL COUNTY, ILLINOIS
 GENERAL PRIMARY ELECTION
 MARCH 20, 2018
 REPUBLICAN

OFFICIAL RESULTS

	TOTAL VOTES	%	VOTE BY MAIL	EARLY VOTING	ELECTION DAY	PROVISIONAL	CITY/AURORA (
COMMITTEEMAN WHEATLAND PCT 008							
Vote for not more than 1							
Julie Anne Berkowicz.	154	100.00	10	15	125	4	0
COMMITTEEMAN WHEATLAND PCT 009							
Vote for not more than 1							
Kathy Havel.	124	45.42	10	19	88	7	0
Charles "Chuck" Maher	149	54.58	26	16	94	13	0
COMMITTEEMAN WHEATLAND PCT 010							
Vote for not more than 1							
Debra H. Hoischer.	144	100.00	10	18	114	2	0
COMMITTEEMAN WHEATLAND PCT 011							
Vote for not more than 1							
Renata Sliva	96	100.00	8	16	72	0	0
COMMITTEEMAN WHEATLAND PCT 012							
Vote for not more than 1							
Catherine Braun Buss.	72	100.00	1	3	67	1	0
COMMITTEEMAN WHEATLAND PCT 013							
Vote for not more than 1							
Alex Tovstanovsky.	144	100.00	5	40	96	3	0
COMMITTEEMAN WHEATLAND PCT 014							
Vote for not more than 1							
Dawn Pelter.	148	100.00	1	19	127	1	0
COMMITTEEMAN WHEATLAND PCT 015							
Vote for not more than 1							
Patrick Jaromin	93	100.00	1	11	79	2	0
COMMITTEEMAN WHEATLAND PCT 016							
Vote for not more than 1							
Susan M. Schaer	161	100.00	5	30	124	2	0
COMMITTEEMAN WHEATLAND PCT 017							
Vote for not more than 1							
Raymond Zamora.	115	100.00	0	17	98	0	0
COMMITTEEMAN WHEATLAND PCT 018							
Vote for not more than 1							
Suzanne Hart	150	100.00	2	23	124	1	0

PCT COMMITTEEMAN SUMMARY


WILL COUNTY, ILLINOIS
 GENERAL PRIMARY ELECTION
 MARCH 20, 2018
 REPUBLICAN

OFFICIAL RESULTS

	TOTAL VOTES	%	VOTE BY MAIL	EARLY VOTING	ELECTION DAY	PROVISIONAL	CITY/AURORA (
COMMITTEEMAN WHEATLAND PCT 019							
Vote for not more than 1							
Kevin Golden	81	100.00	0	5	76	0	0
COMMITTEEMAN WHEATLAND PCT 020							
Vote for not more than 1							
Kamala L. Martinez	116	84.06	1	11	102	2	0
WRITE-IN.	22	15.94	0	3	17	2	0
COMMITTEEMAN WHEATLAND PCT 021							
Vote for not more than 1							
Chuck Kern	118	100.00	6	18	92	2	0
COMMITTEEMAN WHEATLAND PCT 022							
Vote for not more than 1							
Raquel Mitchell	80	100.00	0	4	76	0	0
COMMITTEEMAN WHEATLAND PCT 023							
Vote for not more than 1							
Michael F. Magee	84	100.00	5	7	71	1	0
COMMITTEEMAN WHEATLAND PCT 024							
Vote for not more than 1							
Roy Pura.	83	100.00	4	1	77	1	0
COMMITTEEMAN WHEATLAND PCT 025							
Vote for not more than 1							
Erika L. Phillips.	68	61.26	2	8	56	2	0
George Nawara	43	38.74	1	4	36	2	0
COMMITTEEMAN WHEATLAND PCT 026							
Vote for not more than 1							
Bill Lamb	156	57.14	10	21	122	3	0
Brenda K. Morse	117	42.86	7	16	94	0	0
COMMITTEEMAN WHEATLAND PCT 027							
Vote for not more than 1							
Eric DiSilvestro	86	100.00	5	13	66	2	0
COMMITTEEMAN WHEATLAND PCT 028							
Vote for not more than 1							
Darren Bennefield.	145	100.00	5	21	118	1	0
COMMITTEEMAN WHEATLAND PCT 029							
Vote for not more than 1							
Jeffrey DeRango	141	100.00	5	14	121	1	0

	TOTAL VOTES	%	VOTE BY MAIL	EARLY VOTING	ELECTION DAY	PROVISIONAL CITY/AURORA (
COMMITTEEMAN WHEATLAND PCT 030								
Vote for not more than 1								
Colleen M. Rotkis.	136	100.00	4	16	115	1		0
COMMITTEEMAN WILL PCT 001								
Vote for not more than 1								
Judy Ogalla.	170	100.00	7	0	156	7		0
COMMITTEEMAN WILMINGTON PCT 001								
Vote for not more than 1								
NO CANDIDATE FILED	0		0	0	0	0		0
COMMITTEEMAN WILMINGTON PCT 002								
Vote for not more than 1								
NO CANDIDATE FILED	0		0	0	0	0		0
COMMITTEEMAN WILMINGTON PCT 003								
Vote for not more than 1								
Sherri A. Michaels	111	100.00	8	8	95	0		0
COMMITTEEMAN WILTON PCT 001								
Vote for not more than 1								
Lorenzo G. Rossi	64	39.51	2	1	61	0		0
Brent M. Younghusband	98	60.49	6	3	89	0		0

**For City of Aurora's ballots cast
 and precinct breakdown – refer to
 that section of this book**



REPUBLICAN PARTY

**WRITE-IN
VOTES**



Nancy Schultz Voots

W I L L C O U N T Y C L E R K

**Official Write-In Results
March 20, 2018 General Primary Election**

Summary Totals

<u>Name</u>	<u>Office</u>	<u>Total Votes</u>
Mateusz 'Mat' Tomkowiak	Democratic State Central Committeeman - 3rd Cong. Dist.	74
Christine Drumm	Republican Precinct Committeeman, Channahon Pct. 005	9
Doug Anderson	Republican Precinct Committeeman, DuPage Pct. 002	12
Bill Eagan	Republican Precinct Committeeman, DuPage Pct. 007	20
Carl Maxwell	Democratic Precinct Committeeman, DuPage Pct. 032	2
Sandra L. Wirth	Democratic Precinct Committeeman, DuPage Pct. 033	5
George Offord	Republican Precinct Committeeman, Homer Pct. 015	8
Jennifer Jobe-Gavin	Democratic Precinct Committeeman, Joliet Pct. 035	2
Traci Kozlowski	Republican Precinct Committeeman, Lockport Pct. 014	5
George Pearson	Republican Precinct Committeeman, Monee Pct. 008	2
Dennis McPartlin	Republican Precinct Committeeman, New Lenox, Pct. 009	24
Arnold Forrest	Republican Precinct Committeeman, Troy Pct. 003	10
Dorothy (Dottie) MacQueen	Republican Precinct Committeeman, Troy Pct. 006	12
Kimberly Anderson	Republican Precinct Committeeman, Troy Pct. 007	1
Jerry Nudera	Republican Precinct Committeeman, Troy Pct. 013	10
Jean Kuhn	Republican Precinct Committeeman, Wheatland Pct. 020	18



Nancy Schultz Voots

W I L L C O U N T Y C L E R K

Official Write-In Results
March 20, 2018 General Primary Election
REPUBLICAN PRECINCT COMMITTEEMEN

Channahon Pct. 005 (Republican)

<u>Candidate</u>	<u>Election Night</u>	<u>Vote by Mail</u>	<u>Early Voting</u>	<u>Provisional</u>	<u>TOTAL VOTES</u>
Christine Drumm	9	0	0	0	9

DuPage Pct. 002 (Republican)

<u>Candidate</u>	<u>Election Night</u>	<u>Vote by Mail</u>	<u>Early Voting</u>	<u>Provisional</u>	<u>TOTAL VOTES</u>
Doug Anderson	12	0	0	0	12

DuPage Pct. 007 (Republican)

<u>Candidate</u>	<u>Election Night</u>	<u>Vote by Mail</u>	<u>Early Voting</u>	<u>Provisional</u>	<u>TOTAL VOTES</u>
Bill Eagan	18	0	2	0	20

Homer Pct. 015 (Republican)

<u>Candidate</u>	<u>Election Night</u>	<u>Vote by Mail</u>	<u>Early Voting</u>	<u>Provisional</u>	<u>TOTAL VOTES</u>
George Offord	6	0	2	0	8



Nancy Schultz Voots

W I L L C O U N T Y C L E R K

Lockport Pct. 014 (Republican)

<u>Candidate</u>	<u>Election Night</u>	<u>Vote by Mail</u>	<u>Early Voting</u>	<u>Provisional</u>	<u>TOTAL VOTES</u>
Traci Kozlowski	5	0	0	0	5

Monee Pct. 008 (Republican)

<u>Candidate</u>	<u>Election Night</u>	<u>Vote by Mail</u>	<u>Early Voting</u>	<u>Provisional</u>	<u>TOTAL VOTES</u>
George Pearson	2	0	0	0	2

New Lenox Pct. 009 (Republican)

<u>Candidate</u>	<u>Election Night</u>	<u>Vote by Mail</u>	<u>Early Voting</u>	<u>Provisional</u>	<u>TOTAL VOTES</u>
Dennis McPartlin	24	0	0	0	24

Troy Pct. 003 (Republican)

<u>Candidate</u>	<u>Election Night</u>	<u>Vote by Mail</u>	<u>Early Voting</u>	<u>Provisional</u>	<u>TOTAL VOTES</u>
Arnold Forrest	10	0	0	0	10

Troy Pct. 006 (Republican)

<u>Candidate</u>	<u>Election Night</u>	<u>Vote by Mail</u>	<u>Early Voting</u>	<u>Provisional</u>	<u>TOTAL VOTES</u>
Dorothy (Dottie) MacQueen	9	0	3	0	12



Nancy Schultz Voots

W I L L C O U N T Y C L E R K

Troy Pct. 007 (Republican)

<u>Candidate</u>	<u>Election Night</u>	<u>Vote by Mail</u>	<u>Early Voting</u>	<u>Provisional</u>	<u>TOTAL VOTES</u>
Kimberly Anderson	0	0	1	0	1

Troy Pct. 013 (Republican)

<u>Candidate</u>	<u>Election Night</u>	<u>Vote by Mail</u>	<u>Early Voting</u>	<u>Provisional</u>	<u>TOTAL VOTES</u>
Jerry Nudera	6	3	1	0	10

Wheatland Pct. 020 (Republican)

<u>Candidate</u>	<u>Election Night</u>	<u>Vote by Mail</u>	<u>Early Voting</u>	<u>Provisional</u>	<u>TOTAL VOTES</u>
Jean Kuhn	16	0	0	2	18

The background features a stylized American flag. The top half is dark blue with light blue stars. The bottom half is divided diagonally into red and white stripes. In the center, a light blue map of Illinois is overlaid, containing several light blue stars. The text "MISCELLANEOUS REFERENDA" is centered over the map in white, bold, sans-serif font.

MISCELLANEOUS REFERENDA

JURISDICTIONAL CANVASS

RUN DATE:04/10/18 02:07 PM

Village of Orland Park
GENERAL PRIMARY ELECTION
MARCH 20, 2018

REPORT-EL86 PAGE 001

WITH 1 OF 1 PRECINCTS REPORTING

01 = BALLOTS CAST
VILLAGE OF ORLAND PARK - PROHIBIT GAMING
Vote for not more than 1
02 = YES
03 = NO

VOTES PERCENT
60
32 59.26
22 40.74

VILLAGE OF ORLAND PARK - APPROVE GAMING
Vote for not more than 1
04 = YES
05 = NO

VOTES PERCENT
19 36.54
33 63.46

0058 FRANKFORT PCT 002

01	02	03	04	05
60	32	22	19	33

<p>This political subdivision has been canvassed by the election authority in which their principal office is located.</p>
--

WITH 24 OF 24 PRECINCTS REPORTING

VOTES PERCENT

VOTES PERCENT

WHEATLAND TOWNSHIP REFERENDUM (UNINC)

01 = BALLOTS CAST

1,368

Vote for not more than 1

02 = YES

1,096 82.28

03 = NO


236 17.72

	01	02	03
0266 WHEATLAND PCT 001	109	72	32
0267 WHEATLAND PCT 002	18	9	5
0268 WHEATLAND PCT 003	2	1	1
0270 WHEATLAND PCT 005	48	37	9
0271 WHEATLAND PCT 006	227	198	24
0272 WHEATLAND PCT 007	33	27	5
0273 WHEATLAND PCT 008	1	0	1
0274 WHEATLAND PCT 009	62	52	9
0275 WHEATLAND PCT 010	56	52	3
0276 WHEATLAND PCT 011	25	19	5
0278 WHEATLAND PCT 013	195	159	33
0279 WHEATLAND PCT 014	3	3	0
0281 WHEATLAND PCT 016	306	255	45
0282 WHEATLAND PCT 017	1	1	0
0283 WHEATLAND PCT 018	19	15	3
0285 WHEATLAND PCT 020	2	2	0
0286 WHEATLAND PCT 021	0	0	0
0287 WHEATLAND PCT 022	1	1	0
0288 WHEATLAND PCT 023	0	0	0
0291 WHEATLAND PCT 026	163	125	35
0292 WHEATLAND PCT 027	3	3	0
0293 WHEATLAND PCT 028	94	65	26
0294 WHEATLAND PCT 029	0	0	0
0295 WHEATLAND PCT 030	0	0	0

I, the undersigned do hereby certify that on April 10, 2018, I canvassed the returns of an election held on March 20, 2018 for UNINCORPORATED WHEATLAND TOWNSHIP and I proclaim that a total of 1,368 voters requested and received ballots and I do further certify that the following Question of Public Policy did receive the number of votes herein recorded and has **PASSED**.

Shall Wheatland Township be authorized to contract, administer or license a refuse collection, disposal and recycling program on behalf of the residents of the unincorporated areas of the Township, pursuant to Section 85- 1 3(f) and Article 210 of the Township Code?

I further certify that the above is a true and complete Abstract of Votes and was prepared in my presence on April 10, 2018.


Nancy Schultz Voots, County Clerk
The County of Will, Illinois

WITH 1 OF 1 PRECINCTS REPORTING

01 = BALLOTS CAST

VOTES PERCENT
286

WILTON TOWNSHIP REFERENDUM
Vote for not more than 1
02 = YES
03 = NO

VOTES PERCENT
113 40.07
169 59.93

	01	02	03
0300 WILTON PCT 001	286	113	169


I, the undersigned do hereby certify that on April 10, 2018, I canvassed the returns of an election held on March 20, 2018 for WILTON TOWNSHIP and I proclaim that a total of 286 voters requested and received ballots and I do further certify that the following Question of Public Policy did receive the number of votes herein recorded and has **FAILED**.

Shall the Wilton Township Road District, Will County, Illinois, be authorized to levy a new tax for the purposes of constructing or repairing bridges, culverts, drainage structures or grade separations, including approaches thereto, and have an additional tax of 0.25% of the equalized assessed value of the taxable property therein extended for such purposes?

(1) The approximate amount of taxes extendable at the most recently extended limiting rate is \$132,009.85 and the approximate amount of taxes extendable if the proposition is approved is \$201,989.62.

(2) For the 2018 levy year the approximate amount of the additional tax extendable against property containing a single family residence and having a fair market value at the time of the referendum of \$100,000 is estimated to be \$83.33.

I further certify that the above is a true and complete Abstract of Votes and was prepared in my presence on April 10, 2018.


Nancy Schultz Voets, County Clerk
The County of Will, Illinois

JURISDICTIONAL CANVASS
 RUN DATE: 04/05/18 10:04 AM

Frankfort Park
 GENERAL PRIMARY ELECTION
 MARCH 20, 2018

WITH 13 OF 13 PRECINCTS REPORTING

VOTES PERCENT

VOTES PERCENT

01 = BALLOTS CAST

FRANKFORT PARK DISTRICT REFERENDUM

Vote for not more than 1

02 = YES

03 = NO

2,010 68.58
 921 31.42


 01 02 03

0067 FRANKFORT PCT 011	374	238	115
0072 FRANKFORT PCT 016	48	29	12
0074 FRANKFORT PCT 018	331	215	86
0077 FRANKFORT PCT 021	362	215	117
0078 FRANKFORT PCT 022	426	280	116
0079 FRANKFORT PCT 023	334	234	81
0080 FRANKFORT PCT 024	75	52	18
0081 FRANKFORT PCT 025	396	270	91
0082 FRANKFORT PCT 026	321	192	99
0083 FRANKFORT PCT 027	269	149	104
0084 FRANKFORT PCT 028	195	119	68
0085 GREEN GARDEN PCT 001	27	15	11
0172 MONEE PCT 001	5	2	3

I, the undersigned do hereby certify that on April 10, 2018, I canvassed the returns of an election held on March 20, 2018 for FRANKFORT PARK DISTRICT and I proclaim that a total of 3,163 voters requested and received ballots and I do further certify that the following Question of Public Policy did receive the number of votes herein recorded and has **PASSED**.

Shall the Frankfort Park District sell the following described real estate: that property identified as Permanent Index Number 19-09-29-400-013-0000 and commonly known as 10840 Laraway Road, Frankfort, IL?

I further certify that the above is a true and complete Abstract of Votes and was prepared in my presence on April 10, 2018.


 Nancy Schultz Voots, County Clerk
 The County of Will, Illinois

WITH 12 OF 12 PRECINCTS REPORTING

VOTES PERCENT

VOTES PERCENT

FRANKFORT SQUARE PARK DISTRICT REFERENDUM

Vote for not more than 1

02 = YES

03 = NO

1,572 55.06

1,283 44.94

01 = BALLOTS CAST


01 02 03

0059 FRANKFORT PCT 003	269	121	142
0060 FRANKFORT PCT 004	0	0	0
0064 FRANKFORT PCT 008	77	36	38
0065 FRANKFORT PCT 009	347	157	178
0066 FRANKFORT PCT 010	350	176	155
0070 FRANKFORT PCT 014	338	197	128
0071 FRANKFORT PCT 015	341	188	141
0072 FRANKFORT PCT 016	353	192	143
0075 FRANKFORT PCT 019	322	180	131
0076 FRANKFORT PCT 020	363	213	139
0078 FRANKFORT PCT 022	0	0	0
0080 FRANKFORT PCT 024	218	112	88

I, the undersigned do hereby certify that on April 10, 2018, I canvassed the returns of an election held on March 20, 2018 for FRANKFORT SQUARE PARK DISTRICT and I proclaim that a total of 3,190 voters requested and received ballots and I do further certify that the following Question of Public Policy did receive the number of votes herein recorded and has **PASSED**.

Shall the Frankfort Square Park District, Will and Cook Counties, Illinois, purchase and improve land for new parks, improve existing parks and facilities of said Park District and issue its bonds to the amount of \$1,500,000 for the purpose of paying the costs thereof?

I further certify that the above is a true and complete Abstract of Votes and was prepared in my presence on April 10, 2018.


Nancy Schultz Voots, County Clerk
The County of Will, Illinois

Frankfort Square Park District, Issue Bonds

		Registered	Ballots Cast	Turnout (%)	YES	NO							
9000001	All Tally Types	3	1	33.33	1								
9000007	All Tally Types	505	211	41.78	138	62							
Contest Total		508	212	41.73	139	62							

WITH 35 OF 35 PRECINCTS REPORTING

VOTES PERCENT

VOTES PERCENT

01 = BALLOTS CAST

10,771

WHITE OAK LIBRARY REFERENDUM

Vote for not more than 1

02 = YES

4,646 46.21

03 = NO

5,409 53.79


	01	02	03
0042 DU PAGE PCT 024	1	1	0
0050 DU PAGE PCT 032	340	186	140
0051 DU PAGE PCT 033	250	123	104
0052 DU PAGE PCT 034	378	181	159
0053 DU PAGE PCT 035	144	70	71
0054 DU PAGE PCT 036	396	192	185
0055 DU PAGE PCT 037	297	163	121
0107 JOLIET PCT 001	136	61	63
0108 JOLIET PCT 002	5	3	2
0144 LOCKPORT PCT 001	738	324	363
0145 LOCKPORT PCT 002	349	144	178
0146 LOCKPORT PCT 003	295	127	151
0147 LOCKPORT PCT 004	229	102	109
0148 LOCKPORT PCT 005	351	108	227
0149 LOCKPORT PCT 006	266	117	122
0150 LOCKPORT PCT 007	291	126	142
0151 LOCKPORT PCT 008	252	113	110
0152 LOCKPORT PCT 009	575	269	266
0153 LOCKPORT PCT 010	349	134	196
0154 LOCKPORT PCT 011	355	160	177
0155 LOCKPORT PCT 012	318	108	193
0156 LOCKPORT PCT 013	772	341	386
0157 LOCKPORT PCT 014	281	103	160
0158 LOCKPORT PCT 015	253	128	103
0159 LOCKPORT PCT 016	376	182	180
0160 LOCKPORT PCT 017	463	202	240
0161 LOCKPORT PCT 018	316	117	188
0162 LOCKPORT PCT 019	433	155	236
0163 LOCKPORT PCT 020	298	109	176
0164 LOCKPORT PCT 021	285	123	135
0165 LOCKPORT PCT 022	288	119	158
0166 LOCKPORT PCT 023	247	97	138
0167 LOCKPORT PCT 024	192	61	101
0235 PLAINFIELD PCT 034	144	47	83
0245 TROY PCT 006	108	50	46

I, the undersigned do hereby certify that on April 10, 2018, I canvassed the returns of an election held on March 20, 2018 for WHITE OAK LIBRARY DISTRICT and I proclaim that a total of 10,771 voters requested and received ballots and I do further certify that the following Question of Public Policy did receive the number of votes herein recorded and has **FAILED**.

Shall the limiting rate under the Property Tax Extension Limitation Law for the White Oak Library District, Will County, Illinois, be increased by an additional amount equal to 0.0306% above the limiting rate for levy year 2016 and be equal to 0.218% of the equalized assessed value of the taxable property therein for levy year 2018?

- (1) The approximate amount of taxes extendable at the most recently extended limiting rate is \$3,531,723, and the approximate amount of taxes extendable if the proposition is approved is \$4,108,408.
- (2) For the 2018 levy year the approximate amount of the additional tax extendable against property containing a single family residence and having a fair market value at the time of the referendum of \$100,000 is estimated to be \$10.20.
- (3) If the proposition is approved, the aggregate extension for the 2018 levy year will be determined by the limiting rate set forth in the proposition, rather than the otherwise applicable limiting rate calculated under the provisions of the Property Tax Extension Limitation Law (commonly known as the Property Tax Cap Law).

I further certify that the above is a true and complete Abstract of Votes and was prepared in my presence on April 10, 2018.


 Nancy Schultz Voots, County Clerk
 The County of Will, Illinois

JURISDICTIONAL CANVASS

RUN DATE:04/10/18 02:07 PM

Minooka CCSD 201C
GENERAL PRIMARY ELECTION
MARCH 20, 2018

REPORT-EL86

PAGE 001

WITH 8 OF 8 PRECINCTS REPORTING

VOTES PERCENT

VOTES PERCENT

MINOOKA CCSD 201 REFERENDUM

Vote for not more than 1

02 = YES

03 = NO

1,207 50.97

1,161 49.03

01 = BALLOTS CAST

2,419

	01	02	03
0002 CHANNAHON PCT 002	3	2	1
0252 TROY PCT 013	776	367	382
0253 TROY PCT 014	294	131	159
0254 TROY PCT 015	14	5	8
0256 TROY PCT 017	205	104	98
0259 TROY PCT 020	547	303	234
0260 TROY PCT 021	338	211	126
0261 TROY PCT 022	242	84	153

This political subdivision has been canvassed by the election authority in which their principal office is located.

WITH 1 OF 1 PRECINCTS REPORTING

01 = BALLOTS CAST

VOTES PERCENT

362

CUSTER FIRE PROTECTION DISTRICT REFERENDUM

Vote for not more than 1

02 = YES

03 = NO

VOTES PERCENT

200 57.64

147 42.36

01	02	03
362	200	147


0018 CUSTER PCT 001

I, the undersigned do hereby certify that on April 10, 2018, I canvassed the returns of an election held on March 20, 2018 for CUSTER FIRE PROTECTION DISTRICT and I proclaim that a total of 362 voters requested and received ballots and I do further certify that the following Question of Public Policy did receive the number of votes herein recorded and has **PASSED**.

"Shall the limiting rate under the Property Tax Extension Limitation Law for Custer Fire Protection District, Will County, Illinois, be increased by an additional amount equal to 0.2749% above the limiting rate for the purpose of opening the Custer fire station and equipping firefighters to provide fire protection services for levy year 2016 and be equal to 0.4930% of the equalized assessed value of the taxable property therein for levy year 2018?"

- (1) The approximate amount of taxes extendable at the most recently extended limiting rate is \$77,189, and the approximate amount of taxes extendable if the proposition is approved is \$174,480.**
- (2) For the 2018 levy year, the approximate amount of the additional tax extendable against property containing a single-family residence and having a fair market value at the time of the referendum of \$100,000.00 is estimated to be \$92.00.**
- (3) If the proposition is approved, the aggregate extension for levy year 2018 will be determined by the limiting rate set forth in the proposition, rather than the otherwise applicable limiting rate calculated under the provisions of the Property Tax Extension Limitation Law (commonly known as the Property Tax Cap Law).**

I further certify that the above is a true and complete Abstract of Votes and was prepared in my presence on April 10, 2018.


Nancy Schultz Voets, County Clerk
The County of Will, Illinois

WITH 20 OF 20 PRECINCTS REPORTING

VOTES PERCENT

VOTES PERCENT

01 = BALLOTS CAST

7,092

NEW LENOX FIRE PROTECTION DISTRICT REFERENDUM

Vote for not more than 1

02 = YES

3,324 48.48

03 = NO

3,532 51.52

	01	02	03
0180 NEW LENOX PCT 001	23	13	9
0181 NEW LENOX PCT 002	345	143	185
0182 NEW LENOX PCT 003	2	0	1
0183 NEW LENOX PCT 004	306	126	169
0184 NEW LENOX PCT 005	391	203	178
0185 NEW LENOX PCT 006	308	131	163
0186 NEW LENOX PCT 007	429	193	218
0187 NEW LENOX PCT 008	413	180	220
0188 NEW LENOX PCT 009	410	177	217
0189 NEW LENOX PCT 010	430	212	207
0190 NEW LENOX PCT 011	435	203	216
0191 NEW LENOX PCT 012	303	159	137
0192 NEW LENOX PCT 013	332	163	156
0193 NEW LENOX PCT 014	545	256	272
0194 NEW LENOX PCT 015	361	170	177
0195 NEW LENOX PCT 016	428	232	186
0196 NEW LENOX PCT 017	368	170	189
0197 NEW LENOX PCT 018	329	164	150
0198 NEW LENOX PCT 019	401	214	174
0199 NEW LENOX PCT 020	533	215	308

I, the undersigned do hereby certify that on April 10, 2018, I canvassed the returns of an election held on March 20, 2018 for NEW LENOX FIRE PROTECTION DISTRICT and I proclaim that a total of 7,092 voters requested and received ballots and I do further certify that the following Question of Public Policy did receive the number of votes herein recorded and has FAILED.

Shall the limiting rate under the Property Tax Extension Limitation Law for the New Lenox Fire Protection District, Will County, Illinois, be increased by an additional amount equal to 0.2023% above the limiting rate for the purpose of fire protection and ambulance service for levy year 2016 and be equal to 0.59% of the equalized assessed value of the taxable property therein for levy years 2018, 2019, 2020 and 2021?


(1) The approximate amount of taxes extendable at the most recent extended limiting rate is \$4,750,149.10, and the approximate amount of taxes extendable if the proposition is approved is \$7,228,754.10.

(2) For the 2018 levy year, the approximate amount of the additional tax extendable against property containing a single family residence and having a fair market value of \$100,000 is estimated to be \$67.43.

(3) Based upon an average annual percentage increase in the market value of such property at 0.4863%, the approximate amount of the additional tax extendable against such property for the 2019 levy year is estimated to be \$67.76, for the 2020 levy year is estimated to be \$68.09, and for the 2021 levy year is estimated to be \$68.42.

(4) If the proposition is approved, the aggregate extension for 2018, 2019, 2020, and 2021 will be determined by the limiting rate set forth in the proposition, rather than the otherwise applicable limiting rate calculated under the provisions of the Property Tax Extension Limitation Law (commonly known as the Property Tax Cap Law).

I further certify that the above is a true and complete Abstract of Votes and was prepared in my presence on April 10, 2018.


Nancy Schultz Voots, County Clerk
The County of Will, Illinois

WITH 19 OF 19 PRECINCTS REPORTING

01 = BALLOTS CAST

VOTES PERCENT

4,374

TROY FIRE PROTECTION DISTRICT REFERENDUM

VOTES PERCENT

Vote for not more than 1

02 = YES

1,405 33.62

03 = NO

2,774 66.38

	01	02	03
0240 TROY PCT 001	1	0	1
0241 TROY PCT 002	15	7	8
0242 TROY PCT 003	0	0	0
0243 TROY PCT 004	35	13	21
0244 TROY PCT 005	53	19	31
0245 TROY PCT 006	88	29	53
0246 TROY PCT 007	365	108	227
0247 TROY PCT 008	52	17	32
0248 TROY PCT 009	84	23	56
0249 TROY PCT 010	348	92	243
0250 TROY PCT 011	63	18	41
0252 TROY PCT 013	776	293	446
0253 TROY PCT 014	430	127	286
0254 TROY PCT 015	375	102	248
0256 TROY PCT 017	451	126	306
0257 TROY PCT 018	11	4	7
0259 TROY PCT 020	547	237	293
0260 TROY PCT 021	462	131	325
0261 TROY PCT 022	218	59	150


I, the undersigned do hereby certify that on April 10, 2018, I canvassed the returns of an election held on March 20, 2018 for TROY FIRE PROTECTION DISTRICT and I proclaim that a total of 4,381 voters requested and received ballots and I do further certify that the following Question of Public Policy did receive the number of votes herein recorded and has **FAILED**.

Shall the Troy Fire Protection District, Will and Kendall Counties, Illinois, be authorized to levy a new tax for firefighters' pension purposes and have an additional tax of 0.073% of the equalized assessed value of the taxable property therein extended for such purposes?

(1) The approximate amount of taxes extendable at the most recently extended limiting rate is \$4,761,139.00, and the approximate amount of taxes extendable if the proposition is approved is \$5,210,884.27.

(2) For the 2018 levy year the approximate amount of the additional tax extendable against property containing a single family residence and having a fair market value at the time of the referendum of \$100,000 is estimated to be \$24.33.

I further certify that the above is a true and complete Abstract of Votes and was prepared in my presence on April 10, 2018.


Nancy Schultz Voots, County Clerk
The County of Will, Illinois

NUMBERED KEY CANVASS

KENDALL COUNTY, ILLINOIS
GENERAL PRIMARY ELECTION
MARCH 20, 2018

OFFICIAL

RUN DATE:04/03/18 03:17 PM

REPORT-EL52 PAGE 0074

WITH 3 OF 3 PRECINCTS REPORTING

TROY FPD QUESTION

Vote for 1

01 = YES

02 = NO

VOTES PERCENT

VOTES PERCENT

5 71.43

2 28.57


03 = OVER VOTES

04 = UNDER VOTES

0

0

	01	02	03	04
0082 SEWARD 1	0	0	0	0
0083 SEWARD 2	2	1	0	0
0084 SEWARD 3	3	1	0	0



REPUBLICAN PARTY

VOTE BY MAIL

(BY PRECINCT)

ABSTRACT OF VOTES

WILL COUNTY, ILLINOIS
 GENERAL PRIMARY ELECTION
 MARCH 20, 2018
 STATISTICS

(VOTE BY MAIL)

REPORT-EL52 PAGE 0001

	TOTAL	PERCENT	TOTAL	PERCENT
01 = BALLOTS CAST - REPUBLICAN	1,964	100.00		
	- - -			
	01			
	- - -			
0001 CHANNAHON PCT 001	13			
0002 CHANNAHON PCT 002	8			
0003 CHANNAHON PCT 003	10			
0004 CHANNAHON PCT 004	3			
0005 CHANNAHON PCT 005	3			
0006 CRETE PCT 001	4			
0007 CRETE PCT 002	2			
0008 CRETE PCT 003	5			
0009 CRETE PCT 004	5			
0010 CRETE PCT 005	3			
0011 CRETE PCT 006	8			
0012 CRETE PCT 007	8			
0013 CRETE PCT 008	3			
0014 CRETE PCT 009	1			
0015 CRETE PCT 010	4			
0016 CRETE PCT 011	16			
0017 CRETE PCT 012	10			
0018 CUSTER PCT 001	0			
0019 DU PAGE PCT 001	4			
0020 DU PAGE PCT 002	7			
0021 DU PAGE PCT 003	10			
0022 DU PAGE PCT 004	1			
0023 DU PAGE PCT 005	4			
0024 DU PAGE PCT 006	3			
0025 DU PAGE PCT 007	8			
0026 DU PAGE PCT 008	3			
0027 DU PAGE PCT 009	2			
0028 DU PAGE PCT 010	1			
0029 DU PAGE PCT 011	5			
0030 DU PAGE PCT 012	7			
0031 DU PAGE PCT 013	5			
0032 DU PAGE PCT 014	4			
0033 DU PAGE PCT 015	3			
0034 DU PAGE PCT 016	5			
0035 DU PAGE PCT 017	4			
0036 DU PAGE PCT 018	1			
0037 DU PAGE PCT 019	1			
0038 DU PAGE PCT 020	2			
0039 DU PAGE PCT 021	5			
0040 DU PAGE PCT 022	7			
0041 DU PAGE PCT 023	2			
0042 DU PAGE PCT 024	3			
0043 DU PAGE PCT 025	5			
0044 DU PAGE PCT 026	1			
0045 DU PAGE PCT 027	2			
0046 DU PAGE PCT 028	5			
0047 DU PAGE PCT 029	0			
0048 DU PAGE PCT 030	7			
0049 DU PAGE PCT 031	1			
0050 DU PAGE PCT 032	9			
0051 DU PAGE PCT 033	8			
0052 DU PAGE PCT 034	15			
0053 DU PAGE PCT 035	0			
0054 DU PAGE PCT 036	2			
0055 DU PAGE PCT 037	4			
0056 FLORENCE PCT 001	6			

ABSTRACT OF VOTES

WILL COUNTY, ILLINOIS
 GENERAL PRIMARY ELECTION
 MARCH 20, 2018
 STATISTICS

(VOTE BY MAIL)

REPORT-EL52 PAGE 0002

	TOTAL	PERCENT	TOTAL	PERCENT
01 = BALLOTS CAST - REPUBLICAN	1,964	100.00		
(CONTINUED FROM PREVIOUS PAGE)				
0057 FRANKFORT PCT 001	12			
0058 FRANKFORT PCT 002	20			
0059 FRANKFORT PCT 003	12			
0060 FRANKFORT PCT 004	5			
0061 FRANKFORT PCT 005	8			
0062 FRANKFORT PCT 006	3			
0063 FRANKFORT PCT 007	6			
0064 FRANKFORT PCT 008	7			
0065 FRANKFORT PCT 009	5			
0066 FRANKFORT PCT 010	16			
0067 FRANKFORT PCT 011	11			
0068 FRANKFORT PCT 012	3			
0069 FRANKFORT PCT 013	2			
0070 FRANKFORT PCT 014	7			
0071 FRANKFORT PCT 015	5			
0072 FRANKFORT PCT 016	10			
0073 FRANKFORT PCT 017	16			
0074 FRANKFORT PCT 018	11			
0075 FRANKFORT PCT 019	16			
0076 FRANKFORT PCT 020	3			
0077 FRANKFORT PCT 021	5			
0078 FRANKFORT PCT 022	15			
0079 FRANKFORT PCT 023	18			
0080 FRANKFORT PCT 024	9			
0081 FRANKFORT PCT 025	10			
0082 FRANKFORT PCT 026	9			
0083 FRANKFORT PCT 027	1			
0084 FRANKFORT PCT 028	12			
0085 GREEN GARDEN PCT 001	11			
0086 GREEN GARDEN PCT 002	11			
0087 HOMER PCT 001	7			
0088 HOMER PCT 002	6			
0089 HOMER PCT 003	9			
0090 HOMER PCT 004	12			
0091 HOMER PCT 005	6			
0092 HOMER PCT 006	9			
0093 HOMER PCT 007	5			
0094 HOMER PCT 008	10			
0095 HOMER PCT 009	4			
0096 HOMER PCT 010	9			
0097 HOMER PCT 011	11			
0098 HOMER PCT 012	4			
0099 HOMER PCT 013	5			
0100 HOMER PCT 014	10			
0101 HOMER PCT 015	9			
0102 HOMER PCT 016	1			
0103 HOMER PCT 017	14			
0104 HOMER PCT 018	10			
0105 JACKSON PCT 001	4			
0106 JACKSON PCT 002	8			
0107 JOLIET PCT 001	3			
0108 JOLIET PCT 002	8			
0109 JOLIET PCT 003	2			
0110 JOLIET PCT 004	7			
0111 JOLIET PCT 005	0			
0112 JOLIET PCT 006	0			
0113 JOLIET PCT 007	1			

ABSTRACT OF VOTES

WILL COUNTY, ILLINOIS
 GENERAL PRIMARY ELECTION
 MARCH 20, 2018
 STATISTICS

(VOTE BY MAIL)

REPORT-EL52

PAGE 0003

	TOTAL	PERCENT	TOTAL	PERCENT
01 = BALLOTS CAST - REPUBLICAN	1,964	100.00		
(CONTINUED FROM PREVIOUS PAGE)			01	
0114 JOLIET PCT 008			4	
0115 JOLIET PCT 009			3	
0116 JOLIET PCT 010			6	
0117 JOLIET PCT 011			2	
0118 JOLIET PCT 012			4	
0119 JOLIET PCT 013			0	
0120 JOLIET PCT 014			0	
0121 JOLIET PCT 015			3	
0122 JOLIET PCT 016			1	
0123 JOLIET PCT 017			5	
0124 JOLIET PCT 018			16	
0125 JOLIET PCT 019			4	
0126 JOLIET PCT 020			7	
0127 JOLIET PCT 021			3	
0128 JOLIET PCT 022			5	
0129 JOLIET PCT 023			0	
0130 JOLIET PCT 024			2	
0131 JOLIET PCT 025			12	
0132 JOLIET PCT 026			2	
0133 JOLIET PCT 027			1	
0134 JOLIET PCT 028			1	
0135 JOLIET PCT 029			1	
0136 JOLIET PCT 030			2	
0137 JOLIET PCT 031			3	
0138 JOLIET PCT 032			2	
0139 JOLIET PCT 033			1	
0140 JOLIET PCT 034			15	
0141 JOLIET PCT 035			4	
0142 JOLIET PCT 036			2	
0143 JOLIET PCT 037			6	
0144 LOCKPORT PCT 001			24	
0145 LOCKPORT PCT 002			4	
0146 LOCKPORT PCT 003			7	
0147 LOCKPORT PCT 004			2	
0148 LOCKPORT PCT 005			8	
0149 LOCKPORT PCT 006			3	
0150 LOCKPORT PCT 007			2	
0151 LOCKPORT PCT 008			0	
0152 LOCKPORT PCT 009			20	
0153 LOCKPORT PCT 010			3	
0154 LOCKPORT PCT 011			8	
0155 LOCKPORT PCT 012			4	
0156 LOCKPORT PCT 013			27	
0157 LOCKPORT PCT 014			12	
0158 LOCKPORT PCT 015			2	
0159 LOCKPORT PCT 016			6	
0160 LOCKPORT PCT 017			3	
0161 LOCKPORT PCT 018			7	
0162 LOCKPORT PCT 019			9	
0163 LOCKPORT PCT 020			6	
0164 LOCKPORT PCT 021			16	
0165 LOCKPORT PCT 022			3	
0166 LOCKPORT PCT 023			4	
0167 LOCKPORT PCT 024			0	
0168 MANHATTAN PCT 001			6	
0169 MANHATTAN PCT 002			7	
0170 MANHATTAN PCT 003			6	

ABSTRACT OF VOTES

WILL COUNTY, ILLINOIS
 GENERAL PRIMARY ELECTION
 MARCH 20, 2018
 STATISTICS

(VOTE BY MAIL)

REPORT-EL52

PAGE 0004

	TOTAL	PERCENT	TOTAL	PERCENT
01 = BALLOTS CAST - REPUBLICAN	1,964	100.00		
(CONTINUED FROM PREVIOUS PAGE)			01	
0171 MANHATTAN PCT 004			3	
0172 MONEE PCT 001			5	
0173 MONEE PCT 002			4	
0174 MONEE PCT 003			2	
0175 MONEE PCT 004			7	
0176 MONEE PCT 005			0	
0177 MONEE PCT 006			0	
0178 MONEE PCT 007			2	
0179 MONEE PCT 008			5	
0180 NEW LENOX PCT 001			5	
0181 NEW LENOX PCT 002			7	
0182 NEW LENOX PCT 003			4	
0183 NEW LENOX PCT 004			11	
0184 NEW LENOX PCT 005			9	
0185 NEW LENOX PCT 006			4	
0186 NEW LENOX PCT 007			10	
0187 NEW LENOX PCT 008			11	
0188 NEW LENOX PCT 009			5	
0189 NEW LENOX PCT 010			9	
0190 NEW LENOX PCT 011			12	
0191 NEW LENOX PCT 012			7	
0192 NEW LENOX PCT 013			4	
0193 NEW LENOX PCT 014			7	
0194 NEW LENOX PCT 015			7	
0195 NEW LENOX PCT 016			9	
0196 NEW LENOX PCT 017			10	
0197 NEW LENOX PCT 018			10	
0198 NEW LENOX PCT 019			4	
0199 NEW LENOX PCT 020			14	
0200 PEOTONE PCT 001			17	
0201 PEOTONE PCT 002			8	
0202 PLAINFIELD PCT 001			3	
0203 PLAINFIELD PCT 002			2	
0204 PLAINFIELD PCT 003			23	
0205 PLAINFIELD PCT 004			0	
0206 PLAINFIELD PCT 005			5	
0207 PLAINFIELD PCT 006			5	
0208 PLAINFIELD PCT 007			1	
0209 PLAINFIELD PCT 008			3	
0210 PLAINFIELD PCT 009			14	
0211 PLAINFIELD PCT 010			9	
0212 PLAINFIELD PCT 011			2	
0213 PLAINFIELD PCT 012			1	
0214 PLAINFIELD PCT 013			8	
0215 PLAINFIELD PCT 014			10	
0216 PLAINFIELD PCT 015			4	
0217 PLAINFIELD PCT 016			3	
0218 PLAINFIELD PCT 017			4	
0219 PLAINFIELD PCT 018			7	
0220 PLAINFIELD PCT 019			2	
0221 PLAINFIELD PCT 020			12	
0222 PLAINFIELD PCT 021			13	
0223 PLAINFIELD PCT 022			12	
0224 PLAINFIELD PCT 023			8	
0225 PLAINFIELD PCT 024			18	
0226 PLAINFIELD PCT 025			0	
0227 PLAINFIELD PCT 026			1	

ABSTRACT OF VOTES

WILL COUNTY, ILLINOIS
 GENERAL PRIMARY ELECTION
 MARCH 20, 2018
 STATISTICS

(VOTE BY MAIL)

REPORT-EL52

PAGE 0005

	TOTAL	PERCENT	TOTAL	PERCENT
01 = BALLOTS CAST - REPUBLICAN	1,964	100.00		
(CONTINUED FROM PREVIOUS PAGE)				
0228 PLAINFIELD PCT 027	4			
0229 PLAINFIELD PCT 028	0			
0230 PLAINFIELD PCT 029	1			
0231 PLAINFIELD PCT 030	4			
0232 PLAINFIELD PCT 031	8			
0233 PLAINFIELD PCT 032	1			
0234 PLAINFIELD PCT 033	7			
0235 PLAINFIELD PCT 034	3			
0236 PLAINFIELD PCT 035	4			
0237 REED PCT 001	2			
0238 REED PCT 002	6			
0239 REED PCT 003	5			
0240 TROY PCT 001	3			
0241 TROY PCT 002	2			
0242 TROY PCT 003	10			
0243 TROY PCT 004	10			
0244 TROY PCT 005	8			
0245 TROY PCT 006	2			
0246 TROY PCT 007	14			
0247 TROY PCT 008	14			
0248 TROY PCT 009	6			
0249 TROY PCT 010	14			
0250 TROY PCT 011	25			
0251 TROY PCT 012	18			
0252 TROY PCT 013	24			
0253 TROY PCT 014	11			
0254 TROY PCT 015	11			
0255 TROY PCT 016	20			
0256 TROY PCT 017	11			
0257 TROY PCT 018	1			
0258 TROY PCT 019	1			
0259 TROY PCT 020	6			
0260 TROY PCT 021	3			
0261 TROY PCT 022	4			
0262 WASHINGTON PCT 001	8			
0263 WASHINGTON PCT 002	1			
0264 WASHINGTON PCT 003	9			
0265 WESLEY PCT 001	7			
0266 WHEATLAND PCT 001	8			
0267 WHEATLAND PCT 002	28			
0268 WHEATLAND PCT 003	0			
0269 WHEATLAND PCT 004	1			
0270 WHEATLAND PCT 005	8			
0271 WHEATLAND PCT 006	8			
0272 WHEATLAND PCT 007	9			
0273 WHEATLAND PCT 008	10			
0274 WHEATLAND PCT 009	38			
0275 WHEATLAND PCT 010	10			
0276 WHEATLAND PCT 011	8			
0277 WHEATLAND PCT 012	1			
0278 WHEATLAND PCT 013	7			
0279 WHEATLAND PCT 014	1			
0280 WHEATLAND PCT 015	4			
0281 WHEATLAND PCT 016	7			
0282 WHEATLAND PCT 017	0			
0283 WHEATLAND PCT 018	2			
0284 WHEATLAND PCT 019	0			


ABSTRACT OF VOTES

WILL COUNTY, ILLINOIS
GENERAL PRIMARY ELECTION
MARCH 20, 2018
STATISTICS

(VOTE BY MAIL)

REPORT-EL52 PAGE 0006

	TOTAL	PERCENT	TOTAL	PERCENT
01 = BALLOTS CAST - REPUBLICAN	1,964	100.00		
(CONTINUED FROM PREVIOUS PAGE)	01			
0285 WHEATLAND PCT 020	1			
0286 WHEATLAND PCT 021	7			
0287 WHEATLAND PCT 022	0			
0288 WHEATLAND PCT 023	8			
0289 WHEATLAND PCT 024	7			
0290 WHEATLAND PCT 025	4			
0291 WHEATLAND PCT 026	17			
0292 WHEATLAND PCT 027	5			
0293 WHEATLAND PCT 028	5			
0294 WHEATLAND PCT 029	5			
0295 WHEATLAND PCT 030	4			
0296 WILL PCT 001	7			
0297 WILMINGTON PCT 001	8			
0298 WILMINGTON PCT 002	13			
0299 WILMINGTON PCT 003	8			
0300 WILTON PCT 001	8			



REPUBLICAN PARTY

EARLY VOTING

(BY PRECINCT)

	TOTAL	PERCENT	TOTAL	PERCENT
01 = BALLOTS CAST - REPUBLICAN	3,856	100.00		
(CONTINUED FROM PREVIOUS PAGE)				
0057 FRANKFORT PCT 001	22			
0058 FRANKFORT PCT 002	31			
0059 FRANKFORT PCT 003	5			
0060 FRANKFORT PCT 004	20			
0061 FRANKFORT PCT 005	48			
0062 FRANKFORT PCT 006	18			
0063 FRANKFORT PCT 007	24			
0064 FRANKFORT PCT 008	15			
0065 FRANKFORT PCT 009	9			
0066 FRANKFORT PCT 010	9			
0067 FRANKFORT PCT 011	22			
0068 FRANKFORT PCT 012	10			
0069 FRANKFORT PCT 013	16			
0070 FRANKFORT PCT 014	6			
0071 FRANKFORT PCT 015	12			
0072 FRANKFORT PCT 016	22			
0073 FRANKFORT PCT 017	46			
0074 FRANKFORT PCT 018	32			
0075 FRANKFORT PCT 019	9			
0076 FRANKFORT PCT 020	14			
0077 FRANKFORT PCT 021	29			
0078 FRANKFORT PCT 022	51			
0079 FRANKFORT PCT 023	38			
0080 FRANKFORT PCT 024	10			
0081 FRANKFORT PCT 025	21			
0082 FRANKFORT PCT 026	24			
0083 FRANKFORT PCT 027	34			
0084 FRANKFORT PCT 028	17			
0085 GREEN GARDEN PCT 001	6			
0086 GREEN GARDEN PCT 002	7			
0087 HOMER PCT 001	6			
0088 HOMER PCT 002	24			
0089 HOMER PCT 003	27			
0090 HOMER PCT 004	35			
0091 HOMER PCT 005	16			
0092 HOMER PCT 006	23			
0093 HOMER PCT 007	10			
0094 HOMER PCT 008	20			
0095 HOMER PCT 009	13			
0096 HOMER PCT 010	15			
0097 HOMER PCT 011	18			
0098 HOMER PCT 012	22			
0099 HOMER PCT 013	12			
0100 HOMER PCT 014	9			
0101 HOMER PCT 015	7			
0102 HOMER PCT 016	6			
0103 HOMER PCT 017	18			
0104 HOMER PCT 018	13			
0105 JACKSON PCT 001	16			
0106 JACKSON PCT 002	12			
0107 JOLIET PCT 001	4			
0108 JOLIET PCT 002	5			
0109 JOLIET PCT 003	4			
0110 JOLIET PCT 004	5			
0111 JOLIET PCT 005	2			
0112 JOLIET PCT 006	0			
0113 JOLIET PCT 007	6			

ABSTRACT OF VOTES

WILL COUNTY, ILLINOIS
 GENERAL PRIMARY ELECTION
 MARCH 20, 2018
 STATISTICS

(EARLY VOTING)

REPORT-EL52

PAGE 0003

	TOTAL	PERCENT	TOTAL	PERCENT
01 = BALLOTS CAST - REPUBLICAN	3,856	100.00		
(CONTINUED FROM PREVIOUS PAGE)			01	
0114 JOLIET PCT 008			6	
0115 JOLIET PCT 009			3	
0116 JOLIET PCT 010			8	
0117 JOLIET PCT 011			1	
0118 JOLIET PCT 012			3	
0119 JOLIET PCT 013			4	
0120 JOLIET PCT 014			1	
0121 JOLIET PCT 015			5	
0122 JOLIET PCT 016			3	
0123 JOLIET PCT 017			10	
0124 JOLIET PCT 018			17	
0125 JOLIET PCT 019			11	
0126 JOLIET PCT 020			9	
0127 JOLIET PCT 021			12	
0128 JOLIET PCT 022			12	
0129 JOLIET PCT 023			8	
0130 JOLIET PCT 024			3	
0131 JOLIET PCT 025			6	
0132 JOLIET PCT 026			3	
0133 JOLIET PCT 027			0	
0134 JOLIET PCT 028			2	
0135 JOLIET PCT 029			4	
0136 JOLIET PCT 030			7	
0137 JOLIET PCT 031			5	
0138 JOLIET PCT 032			2	
0139 JOLIET PCT 033			7	
0140 JOLIET PCT 034			7	
0141 JOLIET PCT 035			4	
0142 JOLIET PCT 036			6	
0143 JOLIET PCT 037			11	
0144 LOCKPORT PCT 001			14	
0145 LOCKPORT PCT 002			5	
0146 LOCKPORT PCT 003			5	
0147 LOCKPORT PCT 004			10	
0148 LOCKPORT PCT 005			21	
0149 LOCKPORT PCT 006			4	
0150 LOCKPORT PCT 007			2	
0151 LOCKPORT PCT 008			1	
0152 LOCKPORT PCT 009			16	
0153 LOCKPORT PCT 010			15	
0154 LOCKPORT PCT 011			16	
0155 LOCKPORT PCT 012			10	
0156 LOCKPORT PCT 013			17	
0157 LOCKPORT PCT 014			10	
0158 LOCKPORT PCT 015			4	
0159 LOCKPORT PCT 016			15	
0160 LOCKPORT PCT 017			20	
0161 LOCKPORT PCT 018			16	
0162 LOCKPORT PCT 019			15	
0163 LOCKPORT PCT 020			6	
0164 LOCKPORT PCT 021			6	
0165 LOCKPORT PCT 022			9	
0166 LOCKPORT PCT 023			5	
0167 LOCKPORT PCT 024			1	
0168 MANHATTAN PCT 001			4	
0169 MANHATTAN PCT 002			15	
0170 MANHATTAN PCT 003			21	

ABSTRACT OF VOTES

WILL COUNTY, ILLINOIS
GENERAL PRIMARY ELECTION
MARCH 20, 2018
STATISTICS

(EARLY VOTING)

REPORT-EL52

PAGE 0004

01 = BALLOTS CAST - REPUBLICAN

TOTAL PERCENT
3,856 100.00

TOTAL PERCENT

	TOTAL	PERCENT
(CONTINUED FROM PREVIOUS PAGE)	01	
0171 MANHATTAN PCT 004	9	
0172 MONEE PCT 001	1	
0173 MONEE PCT 002	1	
0174 MONEE PCT 003	11	
0175 MONEE PCT 004	14	
0176 MONEE PCT 005	0	
0177 MONEE PCT 006	0	
0178 MONEE PCT 007	0	
0179 MONEE PCT 008	6	
0180 NEW LENOX PCT 001	4	
0181 NEW LENOX PCT 002	12	
0182 NEW LENOX PCT 003	9	
0183 NEW LENOX PCT 004	7	
0184 NEW LENOX PCT 005	19	
0185 NEW LENOX PCT 006	10	
0186 NEW LENOX PCT 007	25	
0187 NEW LENOX PCT 008	29	
0188 NEW LENOX PCT 009	22	
0189 NEW LENOX PCT 010	54	
0190 NEW LENOX PCT 011	10	
0191 NEW LENOX PCT 012	11	
0192 NEW LENOX PCT 013	21	
0193 NEW LENOX PCT 014	17	
0194 NEW LENOX PCT 015	32	
0195 NEW LENOX PCT 016	23	
0196 NEW LENOX PCT 017	32	
0197 NEW LENOX PCT 018	21	
0198 NEW LENOX PCT 019	16	
0199 NEW LENOX PCT 020	45	
0200 PEOTONE PCT 001	0	
0201 PEOTONE PCT 002	0	
0202 PLAINFIELD PCT 001	8	
0203 PLAINFIELD PCT 002	6	
0204 PLAINFIELD PCT 003	15	
0205 PLAINFIELD PCT 004	0	
0206 PLAINFIELD PCT 005	4	
0207 PLAINFIELD PCT 006	2	
0208 PLAINFIELD PCT 007	3	
0209 PLAINFIELD PCT 008	10	
0210 PLAINFIELD PCT 009	17	
0211 PLAINFIELD PCT 010	23	
0212 PLAINFIELD PCT 011	0	
0213 PLAINFIELD PCT 012	4	
0214 PLAINFIELD PCT 013	14	
0215 PLAINFIELD PCT 014	14	
0216 PLAINFIELD PCT 015	17	
0217 PLAINFIELD PCT 016	14	
0218 PLAINFIELD PCT 017	4	
0219 PLAINFIELD PCT 018	1	
0220 PLAINFIELD PCT 019	3	
0221 PLAINFIELD PCT 020	23	
0222 PLAINFIELD PCT 021	15	
0223 PLAINFIELD PCT 022	15	
0224 PLAINFIELD PCT 023	1	
0225 PLAINFIELD PCT 024	10	
0226 PLAINFIELD PCT 025	1	
0227 PLAINFIELD PCT 026	1	

ABSTRACT OF VOTES

WILL COUNTY, ILLINOIS
 GENERAL PRIMARY ELECTION
 MARCH 20, 2018
 STATISTICS

(EARLY VOTING)

REPORT-EL52

PAGE 0005

	TOTAL	PERCENT	TOTAL	PERCENT
01 = BALLOTS CAST - REPUBLICAN	3,856	100.00		
(CONTINUED FROM PREVIOUS PAGE)				
0228 PLAINFIELD PCT 027	2			
0229 PLAINFIELD PCT 028	5			
0230 PLAINFIELD PCT 029	3			
0231 PLAINFIELD PCT 030	7			
0232 PLAINFIELD PCT 031	8			
0233 PLAINFIELD PCT 032	8			
0234 PLAINFIELD PCT 033	5			
0235 PLAINFIELD PCT 034	4			
0236 PLAINFIELD PCT 035	1			
0237 REED PCT 001	4			
0238 REED PCT 002	14			
0239 REED PCT 003	7			
0240 TROY PCT 001	12			
0241 TROY PCT 002	5			
0242 TROY PCT 003	12			
0243 TROY PCT 004	8			
0244 TROY PCT 005	14			
0245 TROY PCT 006	7			
0246 TROY PCT 007	12			
0247 TROY PCT 008	19			
0248 TROY PCT 009	10			
0249 TROY PCT 010	26			
0250 TROY PCT 011	30			
0251 TROY PCT 012	11			
0252 TROY PCT 013	57			
0253 TROY PCT 014	26			
0254 TROY PCT 015	23			
0255 TROY PCT 016	17			
0256 TROY PCT 017	27			
0257 TROY PCT 018	4			
0258 TROY PCT 019	6			
0259 TROY PCT 020	40			
0260 TROY PCT 021	39			
0261 TROY PCT 022	12			
0262 WASHINGTON PCT 001	2			
0263 WASHINGTON PCT 002	0			
0264 WASHINGTON PCT 003	0			
0265 WESLEY PCT 001	5			
0266 WHEATLAND PCT 001	19			
0267 WHEATLAND PCT 002	43			
0268 WHEATLAND PCT 003	23			
0269 WHEATLAND PCT 004	13			
0270 WHEATLAND PCT 005	21			
0271 WHEATLAND PCT 006	35			
0272 WHEATLAND PCT 007	23			
0273 WHEATLAND PCT 008	17			
0274 WHEATLAND PCT 009	37			
0275 WHEATLAND PCT 010	20			
0276 WHEATLAND PCT 011	19			
0277 WHEATLAND PCT 012	5			
0278 WHEATLAND PCT 013	45			
0279 WHEATLAND PCT 014	22			
0280 WHEATLAND PCT 015	12			
0281 WHEATLAND PCT 016	33			
0282 WHEATLAND PCT 017	17			
0283 WHEATLAND PCT 018	29			
0284 WHEATLAND PCT 019	7			

ABSTRACT OF VOTES


WILL COUNTY, ILLINOIS
GENERAL PRIMARY ELECTION
MARCH 20, 2018
STATISTICS

(EARLY VOTING)

REPORT-EL52

PAGE 0006

	TOTAL	PERCENT	TOTAL	PERCENT
01 = BALLOTS CAST - REPUBLICAN	3,856	100.00		
(CONTINUED FROM PREVIOUS PAGE)				
0285 WHEATLAND PCT 020	16			
0286 WHEATLAND PCT 021	18			
0287 WHEATLAND PCT 022	5			
0288 WHEATLAND PCT 023	7			
0289 WHEATLAND PCT 024	2			
0290 WHEATLAND PCT 025	13			
0291 WHEATLAND PCT 026	37			
0292 WHEATLAND PCT 027	13			
0293 WHEATLAND PCT 028	23			
0294 WHEATLAND PCT 029	16			
0295 WHEATLAND PCT 030	17			
0296 WILL PCT 001	0			
0297 WILMINGTON PCT 001	5			
0298 WILMINGTON PCT 002	3			
0299 WILMINGTON PCT 003	9			
0300 WILTON PCT 001	5			



REPUBLICAN PARTY

PROVISIONAL VOTING

(BY PRECINCT)

ABSTRACT OF VOTES

WILL COUNTY, ILLINOIS
GENERAL PRIMARY ELECTION
MARCH 20, 2018
STATISTICS

(PROVISIONAL)

REPORT-EL52

PAGE 0001

01 = BALLOTS CAST - REPUBLICAN

TOTAL PERCENT
594 100.00

TOTAL PERCENT

	TOTAL	PERCENT
01	594	100.00
0001 CHANNAHON PCT 001	2	
0002 CHANNAHON PCT 002	3	
0003 CHANNAHON PCT 003	6	
0004 CHANNAHON PCT 004	1	
0005 CHANNAHON PCT 005	2	
0006 CRETE PCT 001	0	
0007 CRETE PCT 002	0	
0008 CRETE PCT 003	1	
0009 CRETE PCT 004	0	
0010 CRETE PCT 005	1	
0011 CRETE PCT 006	1	
0012 CRETE PCT 007	0	
0013 CRETE PCT 008	0	
0014 CRETE PCT 009	1	
0015 CRETE PCT 010	0	
0016 CRETE PCT 011	0	
0017 CRETE PCT 012	3	
0018 CUSTER PCT 001	11	
0019 DU PAGE PCT 001	5	
0020 DU PAGE PCT 002	1	
0021 DU PAGE PCT 003	4	
0022 DU PAGE PCT 004	3	
0023 DU PAGE PCT 005	1	
0024 DU PAGE PCT 006	1	
0025 DU PAGE PCT 007	4	
0026 DU PAGE PCT 008	6	
0027 DU PAGE PCT 009	0	
0028 DU PAGE PCT 010	1	
0029 DU PAGE PCT 011	1	
0030 DU PAGE PCT 012	6	
0031 DU PAGE PCT 013	1	
0032 DU PAGE PCT 014	0	
0033 DU PAGE PCT 015	0	
0034 DU PAGE PCT 016	3	
0035 DU PAGE PCT 017	0	
0036 DU PAGE PCT 018	5	
0037 DU PAGE PCT 019	2	
0038 DU PAGE PCT 020	1	
0039 DU PAGE PCT 021	2	
0040 DU PAGE PCT 022	0	
0041 DU PAGE PCT 023	0	
0042 DU PAGE PCT 024	1	
0043 DU PAGE PCT 025	0	
0044 DU PAGE PCT 026	1	
0045 DU PAGE PCT 027	0	
0046 DU PAGE PCT 028	2	
0047 DU PAGE PCT 029	0	
0048 DU PAGE PCT 030	0	
0049 DU PAGE PCT 031	1	
0050 DU PAGE PCT 032	1	
0051 DU PAGE PCT 033	0	
0052 DU PAGE PCT 034	2	
0053 DU PAGE PCT 035	0	
0054 DU PAGE PCT 036	1	
0055 DU PAGE PCT 037	1	
0056 FLORENCE PCT 001	2	

ABSTRACT OF VOTES

WILL COUNTY, ILLINOIS
GENERAL PRIMARY ELECTION
MARCH 20, 2018
STATISTICS

(PROVISIONAL)

REPORT-EL52

PAGE 0002

	TOTAL	PERCENT	TOTAL	PERCENT
01 = BALLOTS CAST - REPUBLICAN	594	100.00		
(CONTINUED FROM PREVIOUS PAGE)	01			
0057 FRANKFORT PCT 001	1			
0058 FRANKFORT PCT 002	1			
0059 FRANKFORT PCT 003	5			
0060 FRANKFORT PCT 004	1			
0061 FRANKFORT PCT 005	2			
0062 FRANKFORT PCT 006	4			
0063 FRANKFORT PCT 007	1			
0064 FRANKFORT PCT 008	4			
0065 FRANKFORT PCT 009	0			
0066 FRANKFORT PCT 010	5			
0067 FRANKFORT PCT 011	4			
0068 FRANKFORT PCT 012	2			
0069 FRANKFORT PCT 013	5			
0070 FRANKFORT PCT 014	2			
0071 FRANKFORT PCT 015	2			
0072 FRANKFORT PCT 016	2			
0073 FRANKFORT PCT 017	2			
0074 FRANKFORT PCT 018	2			
0075 FRANKFORT PCT 019	1			
0076 FRANKFORT PCT 020	2			
0077 FRANKFORT PCT 021	3			
0078 FRANKFORT PCT 022	0			
0079 FRANKFORT PCT 023	5			
0080 FRANKFORT PCT 024	0			
0081 FRANKFORT PCT 025	0			
0082 FRANKFORT PCT 026	6			
0083 FRANKFORT PCT 027	2			
0084 FRANKFORT PCT 028	1			
0085 GREEN GARDEN PCT 001	4			
0086 GREEN GARDEN PCT 002	2			
0087 HOMER PCT 001	2			
0088 HOMER PCT 002	0			
0089 HOMER PCT 003	0			
0090 HOMER PCT 004	5			
0091 HOMER PCT 005	1			
0092 HOMER PCT 006	4			
0093 HOMER PCT 007	0			
0094 HOMER PCT 008	2			
0095 HOMER PCT 009	2			
0096 HOMER PCT 010	6			
0097 HOMER PCT 011	2			
0098 HOMER PCT 012	5			
0099 HOMER PCT 013	1			
0100 HOMER PCT 014	2			
0101 HOMER PCT 015	4			
0102 HOMER PCT 016	0			
0103 HOMER PCT 017	3			
0104 HOMER PCT 018	1			
0105 JACKSON PCT 001	8			
0106 JACKSON PCT 002	0			
0107 JOLIET PCT 001	1			
0108 JOLIET PCT 002	0			
0109 JOLIET PCT 003	3			
0110 JOLIET PCT 004	1			
0111 JOLIET PCT 005	0			
0112 JOLIET PCT 006	0			
0113 JOLIET PCT 007	2			

ABSTRACT OF VOTES

WILL COUNTY, ILLINOIS
GENERAL PRIMARY ELECTION
MARCH 20, 2018
STATISTICS

(PROVISIONAL)

REPORT-EL52

PAGE 0003

	TOTAL	PERCENT	TOTAL	PERCENT
01 = BALLOTS CAST - REPUBLICAN	594	100.00		
(CONTINUED FROM PREVIOUS PAGE)	01			
0114 JOLIET PCT 008	5			
0115 JOLIET PCT 009	2			
0116 JOLIET PCT 010	2			
0117 JOLIET PCT 011	2			
0118 JOLIET PCT 012	0			
0119 JOLIET PCT 013	0			
0120 JOLIET PCT 014	0			
0121 JOLIET PCT 015	0			
0122 JOLIET PCT 016	0			
0123 JOLIET PCT 017	3			
0124 JOLIET PCT 018	1			
0125 JOLIET PCT 019	1			
0126 JOLIET PCT 020	2			
0127 JOLIET PCT 021	1			
0128 JOLIET PCT 022	0			
0129 JOLIET PCT 023	0			
0130 JOLIET PCT 024	1			
0131 JOLIET PCT 025	3			
0132 JOLIET PCT 026	2			
0133 JOLIET PCT 027	0			
0134 JOLIET PCT 028	0			
0135 JOLIET PCT 029	0			
0136 JOLIET PCT 030	1			
0137 JOLIET PCT 031	2			
0138 JOLIET PCT 032	0			
0139 JOLIET PCT 033	0			
0140 JOLIET PCT 034	2			
0141 JOLIET PCT 035	0			
0142 JOLIET PCT 036	0			
0143 JOLIET PCT 037	2			
0144 LOCKPORT PCT 001	6			
0145 LOCKPORT PCT 002	0			
0146 LOCKPORT PCT 003	0			
0147 LOCKPORT PCT 004	1			
0148 LOCKPORT PCT 005	3			
0149 LOCKPORT PCT 006	0			
0150 LOCKPORT PCT 007	0			
0151 LOCKPORT PCT 008	0			
0152 LOCKPORT PCT 009	6			
0153 LOCKPORT PCT 010	2			
0154 LOCKPORT PCT 011	1			
0155 LOCKPORT PCT 012	0			
0156 LOCKPORT PCT 013	8			
0157 LOCKPORT PCT 014	2			
0158 LOCKPORT PCT 015	1			
0159 LOCKPORT PCT 016	2			
0160 LOCKPORT PCT 017	0			
0161 LOCKPORT PCT 018	4			
0162 LOCKPORT PCT 019	1			
0163 LOCKPORT PCT 020	1			
0164 LOCKPORT PCT 021	0			
0165 LOCKPORT PCT 022	1			
0166 LOCKPORT PCT 023	5			
0167 LOCKPORT PCT 024	1			
0168 MANHATTAN PCT 001	2			
0169 MANHATTAN PCT 002	4			
0170 MANHATTAN PCT 003	1			

01 = BALLOTS CAST - REPUBLICAN

TOTAL PERCENT
594 100.00

TOTAL PERCENT

	TOTAL	PERCENT
(CONTINUED FROM PREVIOUS PAGE)	01	
0171 MANHATTAN PCT 004	4	
0172 MONEE PCT 001	0	
0173 MONEE PCT 002	0	
0174 MONEE PCT 003	0	
0175 MONEE PCT 004	0	
0176 MONEE PCT 005	0	
0177 MONEE PCT 006	0	
0178 MONEE PCT 007	0	
0179 MONEE PCT 008	4	
0180 NEW LENOX PCT 001	1	
0181 NEW LENOX PCT 002	3	
0182 NEW LENOX PCT 003	2	
0183 NEW LENOX PCT 004	0	
0184 NEW LENOX PCT 005	5	
0185 NEW LENOX PCT 006	3	
0186 NEW LENOX PCT 007	0	
0187 NEW LENOX PCT 008	4	
0188 NEW LENOX PCT 009	1	
0189 NEW LENOX PCT 010	0	
0190 NEW LENOX PCT 011	1	
0191 NEW LENOX PCT 012	1	
0192 NEW LENOX PCT 013	1	
0193 NEW LENOX PCT 014	1	
0194 NEW LENOX PCT 015	2	
0195 NEW LENOX PCT 016	5	
0196 NEW LENOX PCT 017	5	
0197 NEW LENOX PCT 018	0	
0198 NEW LENOX PCT 019	3	
0199 NEW LENOX PCT 020	3	
0200 PEOTONE PCT 001	7	
0201 PEOTONE PCT 002	4	
0202 PLAINFIELD PCT 001	3	
0203 PLAINFIELD PCT 002	0	
0204 PLAINFIELD PCT 003	3	
0205 PLAINFIELD PCT 004	0	
0206 PLAINFIELD PCT 005	5	
0207 PLAINFIELD PCT 006	2	
0208 PLAINFIELD PCT 007	5	
0209 PLAINFIELD PCT 008	2	
0210 PLAINFIELD PCT 009	2	
0211 PLAINFIELD PCT 010	2	
0212 PLAINFIELD PCT 011	0	
0213 PLAINFIELD PCT 012	0	
0214 PLAINFIELD PCT 013	3	
0215 PLAINFIELD PCT 014	2	
0216 PLAINFIELD PCT 015	2	
0217 PLAINFIELD PCT 016	0	
0218 PLAINFIELD PCT 017	0	
0219 PLAINFIELD PCT 018	0	
0220 PLAINFIELD PCT 019	2	
0221 PLAINFIELD PCT 020	4	
0222 PLAINFIELD PCT 021	4	
0223 PLAINFIELD PCT 022	3	
0224 PLAINFIELD PCT 023	0	
0225 PLAINFIELD PCT 024	0	
0226 PLAINFIELD PCT 025	1	
0227 PLAINFIELD PCT 026	2	

ABSTRACT OF VOTES

WILL COUNTY, ILLINOIS
 GENERAL PRIMARY ELECTION
 MARCH 20, 2018
 STATISTICS

(PROVISIONAL)

REPORT-EL52

PAGE 0005

	TOTAL	PERCENT	TOTAL	PERCENT
01 = BALLOTS CAST - REPUBLICAN	594	100.00		
(CONTINUED FROM PREVIOUS PAGE)	01			
0228 PLAINFIELD PCT 027	1			
0229 PLAINFIELD PCT 028	0			
0230 PLAINFIELD PCT 029	0			
0231 PLAINFIELD PCT 030	2			
0232 PLAINFIELD PCT 031	3			
0233 PLAINFIELD PCT 032	0			
0234 PLAINFIELD PCT 033	2			
0235 PLAINFIELD PCT 034	5			
0236 PLAINFIELD PCT 035	2			
0237 REED PCT 001	2			
0238 REED PCT 002	0			
0239 REED PCT 003	1			
0240 TROY PCT 001	0			
0241 TROY PCT 002	0			
0242 TROY PCT 003	0			
0243 TROY PCT 004	3			
0244 TROY PCT 005	1			
0245 TROY PCT 006	1			
0246 TROY PCT 007	2			
0247 TROY PCT 008	4			
0248 TROY PCT 009	3			
0249 TROY PCT 010	3			
0250 TROY PCT 011	5			
0251 TROY PCT 012	1			
0252 TROY PCT 013	3			
0253 TROY PCT 014	2			
0254 TROY PCT 015	4			
0255 TROY PCT 016	3			
0256 TROY PCT 017	0			
0257 TROY PCT 018	5			
0258 TROY PCT 019	0			
0259 TROY PCT 020	5			
0260 TROY PCT 021	2			
0261 TROY PCT 022	1			
0262 WASHINGTON PCT 001	0			
0263 WASHINGTON PCT 002	2			
0264 WASHINGTON PCT 003	4			
0265 WESLEY PCT 001	1			
0266 WHEATLAND PCT 001	6			
0267 WHEATLAND PCT 002	6			
0268 WHEATLAND PCT 003	4			
0269 WHEATLAND PCT 004	4			
0270 WHEATLAND PCT 005	1			
0271 WHEATLAND PCT 006	5			
0272 WHEATLAND PCT 007	8			
0273 WHEATLAND PCT 008	4			
0274 WHEATLAND PCT 009	20			
0275 WHEATLAND PCT 010	3			
0276 WHEATLAND PCT 011	2			
0277 WHEATLAND PCT 012	1			
0278 WHEATLAND PCT 013	4			
0279 WHEATLAND PCT 014	2			
0280 WHEATLAND PCT 015	3			
0281 WHEATLAND PCT 016	2			
0282 WHEATLAND PCT 017	0			
0283 WHEATLAND PCT 018	1			
0284 WHEATLAND PCT 019	0			


ABSTRACT OF VOTES

WILL COUNTY, ILLINOIS
GENERAL PRIMARY ELECTION
MARCH 20, 2018
STATISTICS

(PROVISIONAL)

REPORT-EL52 PAGE 0006

	TOTAL	PERCENT	TOTAL	PERCENT
01 = BALLOTS CAST - REPUBLICAN	594	100.00		
(CONTINUED FROM PREVIOUS PAGE)	01			
0285 WHEATLAND PCT 020	4			
0286 WHEATLAND PCT 021	3			
0287 WHEATLAND PCT 022	0			
0288 WHEATLAND PCT 023	2			
0289 WHEATLAND PCT 024	1			
0290 WHEATLAND PCT 025	4			
0291 WHEATLAND PCT 026	3			
0292 WHEATLAND PCT 027	2			
0293 WHEATLAND PCT 028	1			
0294 WHEATLAND PCT 029	1			
0295 WHEATLAND PCT 030	1			
0296 WILL PCT 001	9			
0297 WILMINGTON PCT 001	3			
0298 WILMINGTON PCT 002	1			
0299 WILMINGTON PCT 003	0			
0300 WILTON PCT 001	2			



REPUBLICAN PARTY

**CITY OF
AURORA
RESULTS**

COUNTY CLERK (WILL)		
(VOTE FOR) 1		
LAURIE McPHILLIPS.	312	100.00
CO.TREASURER (WILL)		
(VOTE FOR) 1		
STEVE WEBER.	311	100.00
CO.SHERIFF (WILL)		
(VOTE FOR) 1		
JIM REILLY	312	100.00
REG.SUPT OF SCHOOLS-G/K G/K		
(VOTE FOR) 1		
CHRISTOPHER D MEHOCHKO	305	100.00
WILL CO.BD.MBR. DIST. 5W		
(VOTE FOR) 2		
GRETCHEN FRITZ.	233	49.68
DARREN BENNEFIELD.	236	50.32
D12 CIRC.CT.JDG-ROZAK CIRC. 12		
(VOTE FOR) 1		
BEN BRAUN	309	100.00
D12 CIRC.CT.JDG-POLICANDRIOTES CIRC. 12		
(VOTE FOR) 1		
VICTORIA McKAY KENNISON.	302	100.00
PCT. COMMITTEEMAN WARD 9 PRECINCT 4		
WARD 9 PRECINCT 4 (Prec-0066)		
(VOTE FOR) 1		
CAROLYN HUMPHREY	42	100.00
PCT. COMMITTEEMAN WARD 9 PRECINCT 5		
WARD 9 PRECINCT 5 (Prec-0067)		
(VOTE FOR) 1		
VLAD TITARCHUK.	42	100.00
PCT. COMMITTEEMAN WARD 9 PRECINCT 6		
WARD 9 PRECINCT 6 (Prec-0068)		
(VOTE FOR) 1		
CRYSTAL L. PACE	29	100.00
PCT. COMMITTEEMAN WARD 9 PRECINCT 7		
WARD 9 PRECINCT 7 (Prec-0069)		
(VOTE FOR) 1		
NO CANDIDATE	0	
PCT. COMMITTEEMAN WARD 9 PRECINCT 8		
WARD 9 PRECINCT 8 (Prec-0070)		
(VOTE FOR) 1		
NO CANDIDATE	0	
PCT. COMMITTEEMAN WARD 9 PRECINCT 9		
WARD 9 PRECINCT 9 (Prec-0071)		
(VOTE FOR) 1		
KERRY H. PACE	75	100.00
PCT. COMMITTEEMAN WARD 9 PRECINCT 10		

WARD 9 PRECINCT 10 (Prec-0072)

(VOTE FOR) 1

NO CANDIDATE 0

***** (DEMOCRATIC) *****

GOVERNOR AND LT. GOVERNOR

(VOTE FOR) 1

PRITZKER and STRATTON	339	39.98
KENNEDY and JOY	190	22.41
BISS and WALLACE	310	36.56
DAIBER and TODD	3	.35
HARDIMAN and AVERY	4	.47
MARSHALL and COLE.	2	.24

ATTORNEY GENERAL

(VOTE FOR) 1

PAT QUINN	180	21.56
RENATO MARIOTTI	31	3.71
SCOTT DRURY.	69	8.26
NANCY ROTERING.	97	11.62
KWAME RAOUL.	287	34.37
JESSE RUIZ	36	4.31
SHARON FAIRLEY.	108	12.93
AARON GOLDSTEIN	27	3.23

SECRETARY OF STATE

(VOTE FOR) 1

JESSE WHITE.	815	100.00
----------------------	-----	--------

COMPTROLLER

(VOTE FOR) 1

SUSANA A. MENDOZA.	775	100.00
----------------------------	-----	--------

TREASURER

(VOTE FOR) 1

MICHAEL W. FRERICHS	746	100.00
-------------------------------	-----	--------

D14 REP IN CNG 14TH DIST

(VOTE FOR) 1

VICTOR SWANSON.	51	6.41
JOHN J. HOSTA	43	5.40
MATTHEW BROLLEY	122	15.33
GEORGE WEBER	30	3.77
LAUREN UNDERWOOD	484	60.80
JIM WALZ.	42	5.28
DANIEL ROLDAN-JOHNSON	24	3.02

D14 ST.CNTRL.COMMITTEEWOMAN 14TH DIST

(VOTE FOR) 1

KRISTINA ZAHORIK	368	50.55
ALISON SQUIRES.	360	49.45

D14 ST.CNTRL.COMMITTEEMAN 14TH DIST

(VOTE FOR) 1

MARK GUETHLE	340	46.90
PETER JANKO.	385	53.10

D42 STATE SENATOR 42ND DISTRICT

(VOTE FOR) 1

LINDA HOLMES	782	100.00
D84 REP. IN THE G.A. 84TH DIST		
(VOTE FOR) 1		
STEPHANIE A. KIFOWIT.	780	100.00
D97 REP. IN THE G.A. 97TH DIST		
(VOTE FOR) 1		
MICA FREEMAN	0	
COUNTY CLERK (WILL)		
(VOTE FOR) 1		
LAUREN STALEY-FERRY	502	68.67
DENISE MUSHRO-RUMCHAK	229	31.33
CO. TREASURER (WILL)		
(VOTE FOR) 1		
NO CANDIDATE	0	
CO. SHERIFF (WILL)		
(VOTE FOR) 1		
MIKE KELLEY.	722	100.00
REG. SUPT OF SCHOOLS-G/K G/K		
(VOTE FOR) 1		
NO CANDIDATE	0	
WILL CO. BD. MBR. DIST. 5W		
(VOTE FOR) 2		
META MUELLER	585	61.06
MAZYAR M. HEDAYAT.	373	38.94
D12 CIRC. CT. JDG-ROZAK CIRC. 12		
(VOTE FOR) 1		
DAVID GARCIA	332	45.23
MOIRA K. DUNN	262	35.69
DANIEL O'CONNELL	140	19.07
D12 CIRC. CT. JDG-POLICANDRIOTES CIRC. 12		
(VOTE FOR) 1		
VINCENT F. CORNELIUS.	707	100.00
PCT. COMMITTEEMAN WARD 9 PRECINCT 4		
WARD 9 PRECINCT 4 (Prec-0066)		
(VOTE FOR) 1		
META MUELLER	111	100.00
PCT. COMMITTEEMAN WARD 9 PRECINCT 5		
WARD 9 PRECINCT 5 (Prec-0067)		
(VOTE FOR) 1		
NO CANDIDATE	0	
PCT. COMMITTEEMAN WARD 9 PRECINCT 6		
WARD 9 PRECINCT 6 (Prec-0068)		
(VOTE FOR) 1		
NO CANDIDATE	0	
PCT. COMMITTEEMAN WARD 9 PRECINCT 7		
WARD 9 PRECINCT 7 (Prec-0069)		
(VOTE FOR) 1		

NO CANDIDATE 0

PCT. COMMITTEEMAN WARD 9 PRECINCT 8
 WARD 9 PRECINCT 8 (Prec-0070)
 (VOTE FOR) 1
 EDWARD J. BUGG. 145 100.00

PCT. COMMITTEEMAN WARD 9 PRECINCT 9
 WARD 9 PRECINCT 9 (Prec-0071)
 (VOTE FOR) 1
 NO CANDIDATE 0

PCT. COMMITTEEMAN WARD 9 PRECINCT 10
 WARD 9 PRECINCT 10 (Prec-0072)
 (VOTE FOR) 1
 NO CANDIDATE 0

***** (NONPARTISAN) *****

FOX VALLEY PARK FOX VALLEY
 (VOTE FOR) 1
 YES 356 32.30
 NO. 746 67.70

CITY OF AURORA QUESTION
 (VOTE FOR) 1
 YES 552 52.27
 NO. 504 47.73

(VOTE FOR) 1
 PATTY SMITH. 45 100.00

COUNTY CLERK (WILL)
 (VOTE FOR) 1
 LAURIE McPHILLIPS. 46 100.00

CO.TREASURER (WILL)
 (VOTE FOR) 1
 STEVE WEBER. 44 100.00

CO.SHERIFF (WILL)
 (VOTE FOR) 1
 JIM REILLY 44 100.00

REG.SUPT OF SCHOOLS-G/K G/K
 (VOTE FOR) 1
 CHRISTOPHER D MEHOCHKO 43 100.00

WILL CO.BD.MBR. DIST. 5W
 (VOTE FOR) 2
 GRETCHEN FRITZ. 32 47.06
 DARREN BENNEFIELD. 36 52.94

D12 CIRC.CT.JDG-ROZAK CIRC. 12
 (VOTE FOR) 1
 BEN BRAUN 42 100.00

D12 CIRC.CT.JDG-POLICANDRIOTES CIRC. 12
 (VOTE FOR) 1
 VICTORIA McKAY KENNISON. 42 100.00

PCT. COMMITTEEMAN WARD 9 PRECINCT 4
 WARD 9 PRECINCT 4 (Prec-0066)
 (VOTE FOR) 1
 CAROLYN HUMPHREY 42 100.00

***** (DEMOCRATIC) *****

GOVERNOR AND LT. GOVERNOR
 (VOTE FOR) 1
 PRITZKER and STRATTON 46 38.66
 KENNEDY and JOY 28 23.53
 BISS and WALLACE 45 37.82
 DAIBER and TODD 0
 HARDIMAN and AVERY 0
 MARSHALL and COLE. 0

ATTORNEY GENERAL
 (VOTE FOR) 1
 PAT QUINN 31 26.50
 RENATO MARIOTTI 4 3.42

SCOTT DRURY.	7	5.98
NANCY ROTERING.	18	15.38
KWAME RAOUL.	33	28.21
JESSE RUIZ	2	1.71
SHARON FAIRLEY.	21	17.95
AARON GOLDSTEIN	1	.85

SECRETARY OF STATE

(VOTE FOR) 1

JESSE WHITE.	116	100.00
----------------------	-----	--------

COMPTROLLER

(VOTE FOR) 1

SUSANA A. MENDOZA.	112	100.00
----------------------------	-----	--------

TREASURER

(VOTE FOR) 1

MICHAEL W. FRERICHS	109	100.00
-------------------------------	-----	--------

D14 REP IN CNG 14TH DIST

(VOTE FOR) 1

VICTOR SWANSON.	8	6.90
JOHN J. HOSTA	2	1.72
MATTHEW BROLLEY	15	12.93
GEORGE WEBER	4	3.45
LAUREN UNDERWOOD	75	64.66
JIM WALZ.	3	2.59
DANIEL ROLDAN-JOHNSON	9	7.76

D14 ST.CNTRL.COMMITTEEWOMAN 14TH DIST

(VOTE FOR) 1

KRISTINA ZAHORIK	48	45.71
ALISON SQUIRES.	57	54.29

D14 ST.CNTRL.COMMITTEEMAN 14TH DIST

(VOTE FOR) 1

MARK GUETHLE	57	52.78
PETER JANKO.	51	47.22

D42 STATE SENATOR 42ND DISTRICT

(VOTE FOR) 1

LINDA HOLMES	115	100.00
------------------------	-----	--------

D84 REP.IN THE G.A. 84TH DIST

(VOTE FOR) 1

STEPHANIE A. KIFOWIT.	115	100.00
-------------------------------	-----	--------

COUNTY CLERK (WILL)

(VOTE FOR) 1

LAUREN STALEY-FERRY	76	69.72
DENISE MUSHRO-RUMCHAK	33	30.28

CO.TREASURER (WILL)
(VOTE FOR) 1
NO CANDIDATE 0

CO.SHERIFF (WILL)
(VOTE FOR) 1
MIKE KELLEY. 107 100.00

REG.SUPT OF SCHOOLS-G/K G/K
(VOTE FOR) 1
NO CANDIDATE 0

WILL CO.BD.MBR. DIST. 5W
(VOTE FOR) 2
META MUELLER 96 61.94
MAZYAR M. HEDAYAT. 59 38.06

D12 CIRC.CT.JDG-ROZAK CIRC. 12
(VOTE FOR) 1
DAVID GARCIA 48 44.04
MOIRA K. DUNN 38 34.86
DANIEL O'CONNELL 23 21.10

D12 CIRC.CT.JDG-POLICANDRIOTES CIRC. 12
(VOTE FOR) 1
VINCENT F. CORNELIUS. 109 100.00

PCT. COMMITTEEMAN WARD 9 PRECINCT 4
WARD 9 PRECINCT 4 (Prec-0066)
(VOTE FOR) 1
META MUELLER 111 100.00

***** (NONPARTISAN) *****

FOX VALLEY PARK FOX VALLEY
(VOTE FOR) 1
YES 54 34.18
NO. 104 65.82

CITY OF AURORA QUESTION
(VOTE FOR) 1
YES 72 48.00
NO. 78 52.00

PRECINCT REPORT Aurora Election Commission WILL COUNTY
Run Date:04/09/18 2018 General Primary
RUN TIME:05:29 PM March 20th 2018
 STATISTICS

0067 WARD 9 PRECINCT 5

VOTES PERCENT

REGISTERED VOTERS - TOTAL 866

REGISTERED VOTERS - REPUBLICAN	0	
REGISTERED VOTERS - DEMOCRATIC	0	
BALLOTS CAST - TOTAL.	163	
BALLOTS CAST - REPUBLICAN	52	31.90
BALLOTS CAST - DEMOCRATIC	111	68.10
BALLOTS CAST - NONPARTISAN.	0	
BALLOTS CAST - BLANK.	0	
VOTER TURNOUT - TOTAL		18.82
VOTER TURNOUT - BLANK		

***** (REPUBLICAN) *****

GOVERNOR AND LT. GOVERNOR

(VOTE FOR) 1

RAUNER and SANGUINETTI	19	37.25
IVES and MORTHLAND	32	62.75

ATTORNEY GENERAL

(VOTE FOR) 1

ERIKA HAROLD	27	57.45
GARY GRASSO.	20	42.55

SECRETARY OF STATE

(VOTE FOR) 1

JASON HELLAND	45	100.00
-------------------------	----	--------

COMPTROLLER

(VOTE FOR) 1

DARLENE SENGER.	46	100.00
-------------------------	----	--------

TREASURER

(VOTE FOR) 1

JIM DODGE	45	100.00
---------------------	----	--------

D14 REP IN CNG 14TH DIST

(VOTE FOR) 1

RANDALL M. "RANDY" HULTGREN	44	100.00
---------------------------------------	----	--------

D42 STATE SENATOR 42ND DISTRICT

(VOTE FOR) 1

NO CANDIDATE	0	
------------------------	---	--

D84 REP. IN THE G.A. 84TH DIST

(VOTE FOR) 1

PATTY SMITH.	46	100.00
----------------------	----	--------

COUNTY CLERK (WILL)

(VOTE FOR) 1

LAURIE McPHILLIPS.	45	100.00
----------------------------	----	--------

CO. TREASURER (WILL)

(VOTE FOR) 1
 STEVE WEBER. 45 100.00

CO.SHERIFF (WILL)
 (VOTE FOR) 1
 JIM REILLY 45 100.00

REG.SUPT OF SCHOOLS-G/K G/K
 (VOTE FOR) 1
 CHRISTOPHER D MEHOCHKO 45 100.00

WILL CO.BD.MBR. DIST. 5W
 (VOTE FOR) 2
 GRETCHEN FRITZ. 33 47.83
 DARREN BENNEFIELD. 36 52.17

D12 CIRC.CT.JDG-ROZAK CIRC. 12
 (VOTE FOR) 1
 BEN BRAUN 45 100.00

D12 CIRC.CT.JDG-POLICANDRIOTES CIRC. 12
 (VOTE FOR) 1
 VICTORIA MCKAY KENNISON. 43 100.00

PCT. COMMITTEEMAN WARD 9 PRECINCT 5
 WARD 9 PRECINCT 5 (Prec-0067)
 (VOTE FOR) 1
 VLAD TITARCHUK. 42 100.00

***** (DEMOCRATIC) *****

GOVERNOR AND LT. GOVERNOR
 (VOTE FOR) 1
 PRITZKER and STRATTON 55 50.00
 KENNEDY and JOY 25 22.73
 BISS and WALLACE 29 26.36
 DAIBER and TODD 0
 HARDIMAN and AVERY 0
 MARSHALL and COLE. 1 .91

ATTORNEY GENERAL
 (VOTE FOR) 1
 PAT QUINN 21 19.44
 RENATO MARIOTTI 5 4.63
 SCOTT DRURY. 6 5.56
 NANCY ROTERING. 12 11.11
 KWAME RAOUL. 47 43.52
 JESSE RUIZ 4 3.70
 SHARON FAIRLEY. 9 8.33
 AARON GOLDSTEIN 4 3.70

SECRETARY OF STATE
 (VOTE FOR) 1

JESSE WHITE.	106	100.00
COMPTROLLER		
(VOTE FOR) 1		
SUSANA A. MENDOZA.	103	100.00
TREASURER		
(VOTE FOR) 1		
MICHAEL W. FRERICHS	100	100.00
D14 REP IN CNG 14TH DIST		
(VOTE FOR) 1		
VICTOR SWANSON.	3	2.86
JOHN J. HOSTA	5	4.76
MATTHEW BROLLEY	15	14.29
GEORGE WEBER	6	5.71
LAUREN UNDERWOOD	69	65.71
JIM WALZ.	5	4.76
DANIEL ROLDAN-JOHNSON	2	1.90
D14 ST.CNTRL.COMMITTEEWOMAN 14TH DIST		
(VOTE FOR) 1		
KRISTINA ZAHORIK	43	44.33
ALISON SQUIRES.	54	55.67
D14 ST.CNTRL.COMMITTEEMAN 14TH DIST		
(VOTE FOR) 1		
MARK GUETHLE	42	42.86
PETER JANKO.	56	57.14
D42 STATE SENATOR 42ND DISTRICT		
(VOTE FOR) 1		
LINDA HOLMES	101	100.00
D84 REP.IN THE G.A. 84TH DIST		
(VOTE FOR) 1		
STEPHANIE A. KIFOWIT.	103	100.00
COUNTY CLERK (WILL)		
(VOTE FOR) 1		
LAUREN STALEY-FERRY	64	66.67
DENISE MUSHRO-RUMCHAK	32	33.33
CO.TREASURER (WILL)		
(VOTE FOR) 1		
NO CANDIDATE	0	
CO.SHERIFF (WILL)		
(VOTE FOR) 1		
MIKE KELLEY.	94	100.00

***** (REPUBLICAN) *****

GOVERNOR AND LT. GOVERNOR

(VOTE FOR) 1		
RAUNER and SANGUINETTI	11	34.38
IVES and MORTHLAND	21	65.63

ATTORNEY GENERAL

(VOTE FOR) 1		
ERIKA HAROLD	19	59.38
GARY GRASSO.	13	40.63

SECRETARY OF STATE

(VOTE FOR) 1		
JASON HELLAND	31	100.00

COMPTROLLER

(VOTE FOR) 1		
DARLENE SENGER.	31	100.00

TREASURER

(VOTE FOR) 1		
JIM DODGE	31	100.00

D14 REP IN CNG 14TH DIST

(VOTE FOR) 1		
RANDALL M. "RANDY" HULTGREN	30	100.00

D42 STATE SENATOR 42ND DISTRICT

(VOTE FOR) 1		
NO CANDIDATE	0	

D84 REP. IN THE G.A. 84TH DIST

(VOTE FOR) 1		
PATTY SMITH.	31	100.00

COUNTY CLERK (WILL)

(VOTE FOR) 1		
Laurie McPhillips.	31	100.00

CO. TREASURER (WILL)

(VOTE FOR) 1		
STEVE WEBER.	31	100.00

CO. SHERIFF (WILL)

(VOTE FOR) 1		
JIM REILLY	31	100.00

REG. SUPT OF SCHOOLS-G/K G/K

(VOTE FOR) 1		
--------------	--	--

CHRISTOPHER D MEHOCHKO	31	100.00
WILL CO.BD.MBR. DIST. 5W		
(VOTE FOR) 2		
GRETCHEN FRITZ.	24	50.00
DARREN BENNEFIELD.	24	50.00
D12 CIRC.CT.JDG-ROZAK CIRC. 12		
(VOTE FOR) 1		
BEN BRAUN	31	100.00
D12 CIRC.CT.JDG-POLICANDRIOTES CIRC. 12		
(VOTE FOR) 1		
VICTORIA McKAY KENNISON.	30	100.00
PCT. COMMITTEEMAN WARD 9 PRECINCT 6		
WARD 9 PRECINCT 6 (Prec-0068)		
(VOTE FOR) 1		
CRYSTAL L. PACE	29	100.00
***** (DEMOCRATIC) *****		
GOVERNOR AND LT. GOVERNOR		
(VOTE FOR) 1		
PRITZKER and STRATTON	55	47.83
KENNEDY and JOY	17	14.78
BISS and WALLACE	40	34.78
DAIBER and TODD	1	.87
HARDIMAN and AVERY	2	1.74
MARSHALL and COLE.	0	
ATTORNEY GENERAL		
(VOTE FOR) 1		
PAT QUINN	25	21.93
RENATO MARIOTTI	4	3.51
SCOTT DRURY.	9	7.89
NANCY ROTERING.	12	10.53
KWAME RAOUL.	40	35.09
JESSE RUIZ	8	7.02
SHARON FAIRLEY.	11	9.65
AARON GOLDSTEIN	5	4.39
SECRETARY OF STATE		
(VOTE FOR) 1		
JESSE WHITE.	113	100.00
COMPTROLLER		
(VOTE FOR) 1		
SUSANA A. MENDOZA.	106	100.00
TREASURER		
(VOTE FOR) 1		

MICHAEL W. FRERICHS	101	100.00
D14 REP IN CNG 14TH DIST		
(VOTE FOR) 1		
VICTOR SWANSON.	3	2.94
JOHN J. HOSTA	10	9.80
MATTHEW BROLLEY	17	16.67
GEORGE WEBER	7	6.86
LAUREN UNDERWOOD	51	50.00
JIM WALZ.	11	10.78
DANIEL ROLDAN-JOHNSON	3	2.94
D14 ST.CNTRL.COMMITTEEWOMAN 14TH DIST		
(VOTE FOR) 1		
KRISTINA ZAHORIK	63	61.17
ALISON SQUIRES.	40	38.83
D14 ST.CNTRL.COMMITTEEMAN 14TH DIST		
(VOTE FOR) 1		
MARK GUETHLE	47	46.53
PETER JANKO.	54	53.47
D42 STATE SENATOR 42ND DISTRICT		
(VOTE FOR) 1		
LINDA HOLMES	107	100.00
D84 REP.IN THE G.A. 84TH DIST		
(VOTE FOR) 1		
STEPHANIE A. KIFOWIT.	102	100.00
COUNTY CLERK (WILL)		
(VOTE FOR) 1		
LAUREN STALEY-FERRY	73	72.28
DENISE MUSHRO-RUMCHAK	28	27.72
CO.TREASURER (WILL)		
(VOTE FOR) 1		
NO CANDIDATE	0	
CO.SHERIFF (WILL)		
(VOTE FOR) 1		
MIKE KELLEY.	100	100.00
REG.SUPT OF SCHOOLS-G/K G/K		
(VOTE FOR) 1		
NO CANDIDATE	0	
WILL CO.BD.MBR. DIST. 5W		
(VOTE FOR) 2		
META MUELLER	82	59.42
MAZYAR M. HEDAYAT.	56	40.58

D12 CIRC.CT.JDG-ROZAK CIRC. 12

(VOTE FOR) 1
 DAVID GARCIA 50 49.02
 MOIRA K. DUNN 30 29.41
 DANIEL O'CONNELL 22 21.57

D12 CIRC.CT.JDG-POLICANDRIOTES CIRC. 12

(VOTE FOR) 1
 VINCENT F. CORNELIUS. 96 100.00

PCT. COMMITTEEMAN WARD 9 PRECINCT 6

WARD 9 PRECINCT 6 (Prec-0068)

(VOTE FOR) 1
 NO CANDIDATE 0

***** (NONPARTISAN) *****

FOX VALLEY PARK FOX VALLEY

(VOTE FOR) 1
 YES 46 32.62
 NO. 95 67.38

CITY OF AURORA QUESTION

(VOTE FOR) 1
 YES 59 44.36
 NO. 74 55.64

PRECINCT REPORT Aurora Election Commission WILL COUNTY
 Run Date:04/09/18 2018 General Primary
 RUN TIME:05:29 PM March 20th 2018
 STATISTICS

0069 WARD 9 PRECINCT 7

VOTES PERCENT

REGISTERED VOTERS - TOTAL 1110
 REGISTERED VOTERS - REPUBLICAN 0
 REGISTERED VOTERS - DEMOCRATIC 0
 BALLOTS CAST - TOTAL. 225
 BALLOTS CAST - REPUBLICAN 62 27.56
 BALLOTS CAST - DEMOCRATIC 163 72.44
 BALLOTS CAST - NONPARTISAN. 0
 BALLOTS CAST - BLANK. 0
 VOTER TURNOUT - TOTAL 20.27
 VOTER TURNOUT - BLANK

***** (REPUBLICAN) *****

GOVERNOR AND LT. GOVERNOR

(VOTE FOR) 1
 RAUNER and SANGUINETTI 21 33.87
 IVES and MORTHLAND 41 66.13

ATTORNEY GENERAL

(VOTE FOR) 1

ERIKA HAROLD	38	64.41
GARY GRASSO.	21	35.59
SECRETARY OF STATE		
(VOTE FOR) 1		
JASON HELLAND	57	100.00
COMPTROLLER		
(VOTE FOR) 1		
DARLENE SENGER.	56	100.00
TREASURER		
(VOTE FOR) 1		
JIM DODGE	57	100.00
D14 REP IN CNG 14TH DIST		
(VOTE FOR) 1		
RANDALL M. "RANDY" HULTGREN	57	100.00
D42 STATE SENATOR 42ND DISTRICT		
(VOTE FOR) 1		
NO CANDIDATE	0	
D84 REP. IN THE G.A. 84TH DIST		
(VOTE FOR) 1		
PATTY SMITH.	56	100.00
COUNTY CLERK (WILL)		
(VOTE FOR) 1		
LAURIE McPHILLIPS.	57	100.00
CO. TREASURER (WILL)		
(VOTE FOR) 1		
STEVE WEBER.	57	100.00
CO. SHERIFF (WILL)		
(VOTE FOR) 1		
JIM REILLY	57	100.00
REG. SUPT OF SCHOOLS-G/K G/K		
(VOTE FOR) 1		
CHRISTOPHER D MEHOCHKO	56	100.00
WILL CO. BD. MBR. DIST. 5W		
(VOTE FOR) 2		
GRETCHEN FRITZ.	39	49.37
DARREN BENNEFIELD.	40	50.63
D12 CIRC. CT. JDG-ROZAK CIRC. 12		

(VOTE FOR) 1
 BEN BRAUN 56 100.00

D12 CIRC.CT.JDG-POLICANDRIOTES CIRC. 12

(VOTE FOR) 1
 VICTORIA McKAY KENNISON. 56 100.00

PCT. COMMITTEEMAN WARD 9 PRECINCT 7

WARD 9 PRECINCT 7 (Prec-0069)

(VOTE FOR) 1
 NO CANDIDATE 0

***** (DEMOCRATIC) *****

GOVERNOR AND LT. GOVERNOR

(VOTE FOR) 1
 PRITZKER and STRATTON 54 33.13
 KENNEDY and JOY 42 25.77
 BISS and WALLACE 67 41.10
 DAIBER and TODD 0
 HARDIMAN and AVERY 0
 MARSHALL and COLE. 0

ATTORNEY GENERAL

(VOTE FOR) 1
 PAT QUINN 30 18.52
 RENATO MARIOTTI 7 4.32
 SCOTT DRURY. 20 12.35
 NANCY ROTERING. 18 11.11
 KWAME RAOUL. 43 26.54
 JESSE RUIZ 10 6.17
 SHARON FAIRLEY. 28 17.28
 AARON GOLDSTEIN 6 3.70

SECRETARY OF STATE

(VOTE FOR) 1
 JESSE WHITE. 153 100.00

COMPTROLLER

(VOTE FOR) 1
 SUSANA A. MENDOZA. 144 100.00

TREASURER

(VOTE FOR) 1
 MICHAEL W. FRERICHS 140 100.00

D14 REP IN CNG 14TH DIST

(VOTE FOR) 1
 VICTOR SWANSON. 14 9.09
 JOHN J. HOSTA 9 5.84
 MATTHEW BROLLEY 15 9.74
 GEORGE WEBER 3 1.95
 LAUREN UNDERWOOD 101 65.58

JIM WALZ.	10	6.49
DANIEL ROLDAN-JOHNSON	2	1.30
D14 ST.CNTRL.COMMITTEEWOMAN 14TH DIST		
(VOTE FOR) 1		
KRISTINA ZAHORIK	75	53.96
ALISON SQUIRES.	64	46.04
D14 ST.CNTRL.COMMITTEEMAN 14TH DIST		
(VOTE FOR) 1		
MARK GUETHLE	65	47.79
PETER JANKO.	71	52.21
D42 STATE SENATOR 42ND DISTRICT		
(VOTE FOR) 1		
LINDA HOLMES	147	100.00
D84 REP.IN THE G.A. 84TH DIST		
(VOTE FOR) 1		
STEPHANIE A. KIFOWIT.	146	100.00
COUNTY CLERK (WILL)		
(VOTE FOR) 1		
LAUREN STALEY-FERRY	95	69.85
DENISE MUSHRO-RUMCHAK	41	30.15
CO.TREASURER (WILL)		
(VOTE FOR) 1		
NO CANDIDATE	0	
CO.SHERIFF (WILL)		
(VOTE FOR) 1		
MIKE KELLEY.	135	100.00
REG.SUPT OF SCHOOLS-G/K G/K		
(VOTE FOR) 1		
NO CANDIDATE	0	
WILL CO.BD.MBR. DIST. 5W		
(VOTE FOR) 2		
META MUELLER	106	56.99
MAZAR M. HEDAYAT.	80	43.01
D12 CIRC.CT.JDG-ROZAK CIRC. 12		
(VOTE FOR) 1		
DAVID GARCIA	62	45.26
MOIRA K. DUNN	52	37.96
DANIEL O'CONNELL	23	16.79
D12 CIRC.CT.JDG-POLICANDRIOTES CIRC. 12		

(VOTE FOR) 1			
DARLENE SENGER.	36	100.00	
TREASURER			
(VOTE FOR) 1			
JIM DODGE	35	100.00	
D14 REP IN CNG 14TH DIST			
(VOTE FOR) 1			
RANDALL M. "RANDY" HULTGREN	33	100.00	
D42 STATE SENATOR 42ND DISTRICT			
(VOTE FOR) 1			
NO CANDIDATE	0		
D84 REP. IN THE G.A. 84TH DIST			
(VOTE FOR) 1			
PATTY SMITH.	35	100.00	
COUNTY CLERK (WILL)			
(VOTE FOR) 1			
LAURIE McPHILLIPS.	35	100.00	
CO. TREASURER (WILL)			
(VOTE FOR) 1			
STEVE WEBER.	36	100.00	
CO. SHERIFF (WILL)			
(VOTE FOR) 1			
JIM REILLY	35	100.00	
REG. SUPT OF SCHOOLS-G/K G/K			
(VOTE FOR) 1			
CHRISTOPHER D MEHOCHKO	34	100.00	
WILL CO. BD. MBR. DIST. 5W			
(VOTE FOR) 2			
GRETCHEN FRITZ.	28	50.91	
DARREN BENNEFIELD.	27	49.09	
D12 CIRC. CT. JDG-ROZAK CIRC. 12			
(VOTE FOR) 1			
BEN BRAUN	35	100.00	
D12 CIRC. CT. JDG-POLICANDRIOTES CIRC. 12			
(VOTE FOR) 1			
VICTORIA McKAY KENNISON.	32	100.00	
PCT. COMMITTEEMAN WARD 9 PRECINCT 8			

WARD 9 PRECINCT 8 (Prec-0070)

(VOTE FOR) 1

NO CANDIDATE 0

***** (DEMOCRATIC) *****

GOVERNOR AND LT. GOVERNOR

(VOTE FOR) 1

PRITZKER and STRATTON	56	35.00
KENNEDY and JOY	43	26.88
BISS and WALLACE	59	36.88
DAIBER and TODD	0	
HARDIMAN and AVERY	1	.63
MARSHALL and COLE.	1	.63

ATTORNEY GENERAL

(VOTE FOR) 1

PAT QUINN	30	18.99
RENATO MARIOTTI	6	3.80
SCOTT DRURY.	11	6.96
NANCY ROTERING.	16	10.13
KWAME RAOUL.	59	37.34
JESSE RUIZ	7	4.43
SHARON FAIRLEY.	24	15.19
AARON GOLDSTEIN	5	3.16

SECRETARY OF STATE

(VOTE FOR) 1

JESSE WHITE.	157	100.00
----------------------	-----	--------

COMPTROLLER

(VOTE FOR) 1

SUSANA A. MENDOZA.	147	100.00
----------------------------	-----	--------

TREASURER

(VOTE FOR) 1

MICHAEL W. FRERICHS	143	100.00
-------------------------------	-----	--------

D14 REP IN CNG 14TH DIST

(VOTE FOR) 1

VICTOR SWANSON.	7	4.73
JOHN J. HOSTA	8	5.41
MATTHEW BROLLEY	34	22.97
GEORGE WEBER	4	2.70
LAUREN UNDERWOOD	87	58.78
JIM WALZ.	4	2.70
DANIEL ROLDAN-JOHNSON	4	2.70

D14 ST.CNTRL.COMMITTEEWOMAN 14TH DIST

(VOTE FOR) 1

KRISTINA ZAHORIK	68	51.52
ALISON SQUIRES.	64	48.48

D14 ST.CNTRL.COMMITTEEMAN 14TH DIST

(VOTE FOR) 1
 MARK GUETHLE 59 45.74
 PETER JANKO. 70 54.26

D42 STATE SENATOR 42ND DISTRICT
 (VOTE FOR) 1
 LINDA HOLMES 146 100.00

D84 REP.IN THE G.A. 84TH DIST
 (VOTE FOR) 1
 STEPHANIE A. KIFOWIT. 150 100.00

COUNTY CLERK (WILL)
 (VOTE FOR) 1
 LAUREN STALEY-FERRY 86 64.18
 DENISE MUSHRO-RUMCHAK 48 35.82

CO.TREASURER (WILL)
 (VOTE FOR) 1
 NO CANDIDATE 0

CO.SHERIFF (WILL)
 (VOTE FOR) 1
 MIKE KELLEY. 136 100.00

REG.SUPT OF SCHOOLS-G/K G/K
 (VOTE FOR) 1
 NO CANDIDATE 0

WILL CO.BD.MBR. DIST. 5W
 (VOTE FOR) 2
 META MUELLER 100 58.48
 MAZYAR M. HEDAYAT. 71 41.52

D12 CIRC.CT.JDG-ROZAK CIRC. 12
 (VOTE FOR) 1
 DAVID GARCIA 53 40.15
 MOIRA K. DUNN 56 42.42
 DANIEL O'CONNELL 23 17.42

D12 CIRC.CT.JDG-POLICANDRIOTES CIRC. 12
 (VOTE FOR) 1
 VINCENT F. CORNELIUS. 129 100.00

PCT. COMMITTEEMAN WARD 9 PRECINCT 8
 WARD 9 PRECINCT 8 (Prec-0070)
 (VOTE FOR) 1
 EDWARD J. BUGG. 145 100.00

***** (NONPARTISAN) *****

FOX VALLEY PARK FOX VALLEY

(VOTE FOR) 1
 YES 76 41.08
 NO. 109 58.92

CITY OF AURORA QUESTION

(VOTE FOR) 1
 YES 89 51.45
 NO. 84 48.55

PRECINCT REPORT Aurora Election Commission WILL COUNTY
 Run Date:04/09/18 2018 General Primary
 RUN TIME:05:29 PM March 20th 2018
 STATISTICS

0071 WARD 9 PRECINCT 9

VOTES PERCENT

REGISTERED VOTERS - TOTAL 977
 REGISTERED VOTERS - REPUBLICAN 0
 REGISTERED VOTERS - DEMOCRATIC 0
 BALLOTS CAST - TOTAL. 201
 BALLOTS CAST - REPUBLICAN 79 39.30
 BALLOTS CAST - DEMOCRATIC 120 59.70
 BALLOTS CAST - NONPARTISAN. 2 1.00
 BALLOTS CAST - BLANK. 0
 VOTER TURNOUT - TOTAL 20.57
 VOTER TURNOUT - BLANK

***** (REPUBLICAN) *****

GOVERNOR AND LT. GOVERNOR

(VOTE FOR) 1
 RAUNER and SANGUINETTI 23 29.11
 IVES and MORTHLAND 56 70.89

ATTORNEY GENERAL

(VOTE FOR) 1
 ERIKA HAROLD 61 79.22
 GARY GRASSO. 16 20.78

SECRETARY OF STATE

(VOTE FOR) 1
 JASON HELLAND 74 100.00

COMPROLLER

(VOTE FOR) 1
 DARLENE SENGER. 75 100.00

TREASURER

(VOTE FOR) 1
 JIM DODGE 74 100.00

(VOTE FOR) 1		
RANDALL M. "RANDY" HULTGREN	70	100.00
D42 STATE SENATOR 42ND DISTRICT		
(VOTE FOR) 1		
NO CANDIDATE	0	
D84 REP.IN THE G.A. 84TH DIST		
(VOTE FOR) 1		
PATTY SMITH.	76	100.00
COUNTY CLERK (WILL)		
(VOTE FOR) 1		
LAURIE McPHILLIPS.	73	100.00
CO.TREASURER (WILL)		
(VOTE FOR) 1		
STEVE WEBER.	75	100.00
CO.SHERIFF (WILL)		
(VOTE FOR) 1		
JIM REILLY	75	100.00
REG.SUPT OF SCHOOLS-G/K G/K		
(VOTE FOR) 1		
CHRISTOPHER D MEHOCHKO	73	100.00
WILL CO.BD.MBR. DIST. 5W		
(VOTE FOR) 2		
GRETCHEN FRITZ.	60	50.85
DARREN BENNEFIELD.	58	49.15
D12 CIRC.CT.JDG-ROZAK CIRC. 12		
(VOTE FOR) 1		
BEN BRAUN	76	100.00
D12 CIRC.CT.JDG-POLICANDRIOTES CIRC. 12		
(VOTE FOR) 1		
VICTORIA McKAY KENNISON.	76	100.00
PCT. COMMITTEEMAN WARD 9 PRECINCT 9		
WARD 9 PRECINCT 9 (Prec-0071)		
(VOTE FOR) 1		
KERRY H. PACE	75	100.00
***** (DEMOCRATIC) *****		
GOVERNOR AND LT. GOVERNOR		
(VOTE FOR) 1		
PRITZKER and STRATTON	50	41.67
KENNEDY and JOY	24	20.00

BISS and WALLACE	44	36.67
DAIBER and TODD	2	1.67
HARDIMAN and AVERY	0	
MARSHALL and COLE.	0	
ATTORNEY GENERAL		
(VOTE FOR) 1		
PAT QUINN	28	24.14
RENATO MARIOTTI	3	2.59
SCOTT DRURY.	9	7.76
NANCY ROTERING.	17	14.66
KWAME RAOUL.	39	33.62
JESSE RUIZ	2	1.72
SHARON FAIRLEY.	13	11.21
AARON GOLDSTEIN	5	4.31
SECRETARY OF STATE		
(VOTE FOR) 1		
JESSE WHITE.	115	100.00
COMPTROLLER		
(VOTE FOR) 1		
SUSANA A. MENDOZA.	109	100.00
TREASURER		
(VOTE FOR) 1		
MICHAEL W. FRERICHS	105	100.00
D14 REP IN CNG 14TH DIST		
(VOTE FOR) 1		
VICTOR SWANSON.	9	7.96
JOHN J. HOSTA	5	4.42
MATTHEW BROLLEY	20	17.70
GEORGE WEBER	5	4.42
LAUREN UNDERWOOD	63	55.75
JIM WALZ.	9	7.96
DANIEL ROLDAN-JOHNSON	2	1.77
D14 ST.CNTRL.COMMITTEEWOMAN 14TH DIST		
(VOTE FOR) 1		
KRISTINA ZAHORIK	45	45.00
ALISON SQUIRES.	55	55.00
D14 ST.CNTRL.COMMITTEEMAN 14TH DIST		
(VOTE FOR) 1		
MARK GUETHLE	46	46.00
PETER JANKO.	54	54.00
D42 STATE SENATOR 42ND DISTRICT		
(VOTE FOR) 1		
LINDA HOLMES	110	100.00

D84 REP. IN THE G.A. 84TH DIST
 (VOTE FOR) 1
 STEPHANIE A. KIFOWIT. 115 100.00

COUNTY CLERK (WILL)
 (VOTE FOR) 1
 LAUREN STALEY-FERRY 71 68.27
 DENISE MUSHRO-RUMCHAK 33 31.73

CO. TREASURER (WILL)
 (VOTE FOR) 1
 NO CANDIDATE 0

CO. SHERIFF (WILL)
 (VOTE FOR) 1
 MIKE KELLEY. 105 100.00

REG. SUPT OF SCHOOLS-G/K G/K
 (VOTE FOR) 1
 NO CANDIDATE 0

WILL CO. BD. MBR. DIST. 5W
 (VOTE FOR) 2
 META MUELLER 89 64.96
 MAZYAR M. HEDAYAT. 48 35.04

D12 CIRC. CT. JDG-ROZAK CIRC. 12
 (VOTE FOR) 1
 DAVID GARCIA 48 44.86
 MOIRA K. DUNN 37 34.58
 DANIEL O'CONNELL 22 20.56

D12 CIRC. CT. JDG-POLICANDRIOTES CIRC. 12
 (VOTE FOR) 1
 VINCENT F. CORNELIUS. 100 100.00

PCT. COMMITTEEMAN WARD 9 PRECINCT 9
 WARD 9 PRECINCT 9 (Prec-0071)
 (VOTE FOR) 1
 NO CANDIDATE 0

***** (NONPARTISAN) *****

FOX VALLEY PARK FOX VALLEY
 (VOTE FOR) 1
 YES 67 35.08
 NO. 124 64.92

CITY OF AURORA QUESTION
 (VOTE FOR) 1
 YES 121 65.41
 NO. 64 34.59

PRECINCT REPORT Aurora Election Commission WILL COUNTY
 Run Date:04/09/18 2018 General Primary
 RUN TIME:05:29 PM March 20th 2018
 STATISTICS

0072 WARD 9 PRECINCT 10

	VOTES	PERCENT
REGISTERED VOTERS - TOTAL	503	
REGISTERED VOTERS - REPUBLICAN	0	
REGISTERED VOTERS - DEMOCRATIC	0	
BALLOTS CAST - TOTAL.	90	
BALLOTS CAST - REPUBLICAN	29	32.22
BALLOTS CAST - DEMOCRATIC	61	67.78
BALLOTS CAST - NONPARTISAN.	0	
BALLOTS CAST - BLANK.	0	
VOTER TURNOUT - TOTAL		17.89
VOTER TURNOUT - BLANK		

***** (REPUBLICAN) *****

GOVERNOR AND LT. GOVERNOR

(VOTE FOR) 1

RAUNER and SANGUINETTI	17	58.62
IVES and MORTHLAND	12	41.38

ATTORNEY GENERAL

(VOTE FOR) 1

ERIKA HAROLD	21	84.00
GARY GRASSO.	4	16.00

SECRETARY OF STATE

(VOTE FOR) 1

JASON HELLAND	22	100.00
-------------------------	----	--------

COMPTROLLER

(VOTE FOR) 1

DARLENE SENGER.	23	100.00
-------------------------	----	--------

TREASURER

(VOTE FOR) 1

JIM DODGE	22	100.00
---------------------	----	--------

D14 REP IN CNG 14TH DIST

(VOTE FOR) 1

RANDALL M. "RANDY" HULTGREN	23	100.00
---------------------------------------	----	--------

D42 STATE SENATOR 42ND DISTRICT

(VOTE FOR) 1

NO CANDIDATE	0	
------------------------	---	--

D84 REP. IN THE G.A. 84TH DIST

(VOTE FOR) 1			
PATTY SMITH.	24	100.00	
D97 REP. IN THE G.A. 97TH DIST			
(VOTE FOR) 1			
MARK BATINICK	0		
COUNTY CLERK (WILL)			
(VOTE FOR) 1			
LAURIE McPHILLIPS.	25	100.00	
CO. TREASURER (WILL)			
(VOTE FOR) 1			
STEVE WEBER.	23	100.00	
CO. SHERIFF (WILL)			
(VOTE FOR) 1			
JIM REILLY	25	100.00	
REG. SUPT OF SCHOOLS-G/K G/K			
(VOTE FOR) 1			
CHRISTOPHER D MEHOCHKO	23	100.00	
WILL CO. BD. MBR. DIST. 5W			
(VOTE FOR) 2			
GRETCHEN FRITZ.	17	53.13	
DARREN BENNEFIELD.	15	46.88	
D12 CIRC. CT. JDG-ROZAK CIRC. 12			
(VOTE FOR) 1			
BEN BRAUN	24	100.00	
D12 CIRC. CT. JDG-POLICANDRIOTES CIRC. 12			
(VOTE FOR) 1			
VICTORIA McKAY KENNISON.	23	100.00	
PCT. COMMITTEEMAN WARD 9 PRECINCT 10			
WARD 9 PRECINCT 10 (Prec-0072)			
(VOTE FOR) 1			
NO CANDIDATE	0		
***** (DEMOCRATIC) *****			
GOVERNOR AND LT. GOVERNOR			
(VOTE FOR) 1			
PRITZKER and STRATTON	23	37.70	
KENNEDY and JOY	11	18.03	
BISS and WALLACE	26	42.62	
DAIBER and TODD	0		
HARDIMAN and AVERY	1	1.64	
MARSHALL and COLE.	0		

ATTORNEY GENERAL

(VOTE FOR) 1		
PAT QUINN	15	25.00
RENATO MARIOTTI	2	3.33
SCOTT DRURY.	7	11.67
NANCY ROTERING.	4	6.67
KWAME RAOUL.	26	43.33
JESSE RUIZ	3	5.00
SHARON FAIRLEY.	2	3.33
AARON GOLDSTEIN	1	1.67

SECRETARY OF STATE

(VOTE FOR) 1		
JESSE WHITE.	55	100.00

COMPTROLLER

(VOTE FOR) 1		
SUSANA A. MENDOZA.	54	100.00

TREASURER

(VOTE FOR) 1		
MICHAEL W. FRERICHS	48	100.00

D14 REP IN CNG 14TH DIST

(VOTE FOR) 1		
VICTOR SWANSON.	7	12.07
JOHN J. HOSTA	4	6.90
MATTHEW BROLLEY	6	10.34
GEORGE WEBER	1	1.72
LAUREN UNDERWOOD	38	65.52
JIM WALZ.	0	
DANIEL ROLDAN-JOHNSON	2	3.45

D14 ST.CNTRL.COMMITTEEWOMAN 14TH DIST

(VOTE FOR) 1		
KRISTINA ZAHORIK	26	50.00
ALISON SQUIRES.	26	50.00

D14 ST.CNTRL.COMMITTEEMAN 14TH DIST

(VOTE FOR) 1		
MARK GUETHLE	24	45.28
PETER JANKO.	29	54.72

D42 STATE SENATOR 42ND DISTRICT

(VOTE FOR) 1		
LINDA HOLMES	56	100.00

D84 REP.IN THE G.A. 84TH DIST

(VOTE FOR) 1		
STEPHANIE A. KIFOWIT.	49	100.00

D97 REP. IN THE G.A. 97TH DIST

(VOTE FOR) 1
 MICA FREEMAN 0

COUNTY CLERK (WILL)

(VOTE FOR) 1
 LAUREN STALEY-FERRY 37 72.55
 DENISE MUSHRO-RUMCHAK 14 27.45

CO. TREASURER (WILL)

(VOTE FOR) 1
 NO CANDIDATE 0

CO. SHERIFF (WILL)

(VOTE FOR) 1
 MIKE KELLEY. 45 100.00

REG. SUPT OF SCHOOLS-G/K G/K

(VOTE FOR) 1
 NO CANDIDATE 0

WILL CO. BD. MBR. DIST. 5W

(VOTE FOR) 2
 META MUELLER 36 65.45
 MAZYAR M. HEDAYAT. 19 34.55

D12 CIRC. CT. JDG-ROZAK CIRC. 12

(VOTE FOR) 1
 DAVID GARCIA 24 47.06
 MOIRA K. DUNN 19 37.25
 DANIEL O'CONNELL 8 15.69

D12 CIRC. CT. JDG-POLICANDRIOTES CIRC. 12

(VOTE FOR) 1
 VINCENT F. CORNELIUS. 45 100.00

PCT. COMMITTEEMAN WARD 9 PRECINCT 10

WARD 9 PRECINCT 10 (Prec-0072)

(VOTE FOR) 1
 NO CANDIDATE 0

***** (NONPARTISAN) *****

FOX VALLEY PARK FOX VALLEY

(VOTE FOR) 1
 YES 21 27.63
 NO. 55 72.37

CITY OF AURORA QUESTION

(VOTE FOR) 1
 YES 43 59.72
 NO. 29 40.28