



**DEMOCRATIC
CANVASS**

**WILL COUNTY
GENERAL PRIMARY
ELECTION
MARCH 20, 2018
JOLIET, ILLINOIS**

ELECTION SUMMARY
(Including City of Aurora Results)

PRECINCT COMMITTEEMEN
MISCELLANEOUS REFERENDA



Nancy Schultz Voots


W I L L C O U N T Y C L E R K

Will County Clerk's Office • 302 N. Chicago Street • Joliet, Illinois 60432
815 • 740 • 4615 • Fax: 815 • 740 • 4699
Website: www.thewillcountyclerk.com • E-mail: coclrk@willcountyillinois.com

CERTIFICATE OF CANVASS RESULTS

State of Illinois }
County of Will } SS

I, Nancy Schultz Voots, do hereby certify that on April 10, 2018, I canvassed the returns of the General Primary Election held on March 20, 2018 for the County of Will and the foregoing true and complete Abstract of Votes was prepared in my presence in the office of the County Clerk in Will County, this 10th day of April, 2018.



Nancy Schultz Voots, County Clerk
The County of Will, Illinois

Table of Contents

Section 1: Election Summary

Section 2: State of Illinois Summary

Section 3: Congressional Summary
(District 1, 2, 3, 11, 14, 16)

Section 4: Legislative Summary
(District 15, 17, 21, 38, 41, 42)

Section 5: Representative Summary
(District 29, 34, 37, 38, 41, 75, 79, 80, 81, 82, 84, 85, 86, 97, 98)

Section 6: County Offices Summary
(County Clerk, County Treasurer, County Sheriff)

Section 7: Education Service Region Summary
(Will, DuPage, Grundy/Kendall, Iroquois/Kankakee)

Section 8: County Board Summary
(District 1, 2, 4, 5, 6, 7, 9, 11)

Section 9: Judicial Summary Circuit Court – 12th Judicial Circuit
(Rozak Vacancy)
(Policandriotes Vacancy)

Section 10: Precinct Committeemen Summary

Section 11: Write-In Votes


Section 12: Miscellaneous Referenda

Section 13: Vote by Mail by Precinct

Section 14: Early Voting by Precinct

Section 15: Provisional Voting by Precinct

Section 16: City of Aurora



DEMOCRATIC PARTY

ELECTION SUMMARY

(INCLUDING CITY OF AURORA RESULTS)

ELECTION SUMMARY

WILL COUNTY, ILLINOIS
 GENERAL PRIMARY ELECTION
 MARCH 20, 2018
 STATISTICS

OFFICIAL RESULTS

	TOTAL VOTES	%	VOTE BY MAIL	EARLY VOTING	ELECTION DAY	PROVISIONAL CITY/AURORA (
PRECINCTS COUNTED (OF 300).	300	100.00						
REGISTERED VOTERS - TOTAL	431,906							
BALLOTS CAST - TOTAL	95,945		4,475	10,983	77,766	1,525	1,196	
BALLOTS CAST - REPUBLICAN	39,625	41.30	1,964	3,856	32,870	594	341	
BALLOTS CAST - FEDERAL REPUBLICAN	5	.01	0	0	5	0	0	
BALLOTS CAST - DEMOCRATIC	55,517	57.86	2,454	7,057	44,236	918	852	
BALLOTS CAST - FEDERAL DEMOCRATIC	8	.01	2	0	5	1	0	
BALLOTS CAST - NONPARTISAN	790	.82	55	70	650	12	3	
BALLOTS CAST - BLANK	26	.03	2	6	16	2	0	
VOTER TURNOUT - TOTAL		22.21						

ELECTION SUMMARY

WILL COUNTY, ILLINOIS
 GENERAL PRIMARY ELECTION
 MARCH 20, 2018
 DEMOCRATIC

OFFICIAL RESULTS

	TOTAL VOTES	%	VOTE BY MAIL	EARLY VOTING	ELECTION DAY	PROVISIONAL CITY/AURORA (
GOVERNOR AND LIEUTENANT GOVERNOR							
Vote for not more than 1							
Pritzker / Stratton	26,292	47.77	1,192	3,894	20,478	389	339
Kennedy / Joy	13,686	24.87	677	1,520	11,063	236	190
Biss / Wallace.	13,576	24.67	475	1,395	11,146	250	310
Daiber / Todd	372	.68	31	46	284	8	3
Hardiman / Avery	678	1.23	27	84	549	14	4
Marshall / Cole	434	.79	17	42	365	8	2
ATTORNEY GENERAL							
Vote for not more than 1							
Pat Quinn	14,169	26.13	739	1,788	11,250	212	180
Renato Mariotti	2,174	4.01	98	287	1,717	41	31
Scott Drury.	4,989	9.20	150	451	4,255	64	69
Nancy Rotering.	6,094	11.24	308	820	4,756	113	97
Kwame Raoul.	17,518	32.31	710	2,368	13,905	248	287
Jesse Ruiz	2,870	5.29	113	311	2,372	38	36
Sharon Fairley.	5,310	9.79	246	724	4,086	146	108
Aaron Goldstein	1,094	2.02	48	136	857	26	27
SECRETARY OF STATE							
Vote for not more than 1							
Jesse White.	51,620	100.00	2,310	6,515	41,139	841	815
COMPROLLER							
Vote for not more than 1							
Susana A. Mendoza.	49,357	100.00	2,212	6,234	39,332	804	775
TREASURER							
Vote for not more than 1							
Michael W. Frerichs	47,982	100.00	2,159	6,037	38,254	786	746
REPRESENTATIVE IN CONGRESS 1ST CONGRESSIONAL DISTRICT							
Vote for not more than 1							
Bobby L. Rush	6,169	100.00	251	764	5,053	101	0
REPRESENTATIVE IN CONGRESS 2ND CONGRESSIONAL DISTRICT							
Vote for not more than 1							
Marcus Lewis	957	19.90	35	60	840	22	0
Robin Kelly.	3,852	80.10	164	335	3,268	85	0
REPRESENTATIVE IN CONGRESS 3RD CONGRESSIONAL DISTRICT							
Vote for not more than 1							
Daniel William Lipinski.	3,011	41.29	140	336	2,499	36	0
Marie Newman	4,282	58.71	196	496	3,520	70	0

ELECTION SUMMARY

WILL COUNTY, ILLINOIS
 GENERAL PRIMARY ELECTION
 MARCH 20, 2018
 DEMOCRATIC

OFFICIAL RESULTS

	TOTAL VOTES	%	VOTE BY MAIL	EARLY VOTING	ELECTION DAY	PROVISIONAL CITY/AURORA (
REPRESENTATIVE IN CONGRESS 11TH CONGRESSIONAL DISTRICT							
Vote for not more than 1							
Bill Foster	22,701	100.00	1,110	3,058	18,181	352	0
REPRESENTATIVE IN CONGRESS 14TH CONGRESSIONAL DISTRICT							
Vote for not more than 1							
Victor Swanson	412	5.70	19	41	290	11	51
John J. Hosta	395	5.46	12	40	293	7	43
Matthew Brolley	856	11.84	45	114	547	28	122
George Weber	385	5.33	6	57	287	5	30
Lauren Underwood	4,495	62.18	156	689	3,089	77	484
Jim Walz	509	7.04	18	77	363	9	42
Daniel Roldan-Johnson	177	2.45	4	22	126	1	24
REPRESENTATIVE IN CONGRESS 16TH CONGRESSIONAL DISTRICT							
Vote for not more than 1							
Neill Mohammad	372	22.74	16	41	310	5	0
Sara Dady	529	32.33	28	54	443	4	0
Beth Vercolio-Osmund	289	17.67	11	29	245	4	0
Amy "Murri" Briel	446	27.26	24	31	386	5	0
STATE CENTRAL COMMITTEEWOMAN 1ST CONGRESSIONAL DISTRICT							
Vote for not more than 1							
Michelle A. Harris	6,599	100.00	276	834	5,383	106	0
STATE CENTRAL COMMITTEEWOMAN 2ND CONGRESSIONAL DISTRICT							
Vote for not more than 1							
Robin Kelly	3,550	74.33	155	306	3,018	71	0
Carrie M. Austin	1,226	25.67	42	82	1,068	34	0
STATE CENTRAL COMMITTEEWOMAN 3RD CONGRESSIONAL DISTRICT							
Vote for not more than 1							
Silvana Tabares	2,174	34.39	114	262	1,766	32	0
Rebecca Davies	4,148	65.61	178	441	3,470	59	0
STATE CENTRAL COMMITTEEWOMAN 11TH CONGRESSIONAL DISTRICT							
Vote for not more than 1							
Maggie Wunderly	9,262	41.86	490	1,235	7,361	176	0
Julia Kennedy Beckman	12,863	58.14	596	1,728	10,380	159	0
STATE CENTRAL COMMITTEEWOMAN 14TH CONGRESSIONAL DISTRICT							
Vote for not more than 1							
Kristina Zahorik	3,304	50.54	120	494	2,258	64	368
Alison Squires	3,233	49.46	110	459	2,251	53	360

	TOTAL VOTES	%	VOTE BY MAIL	EARLY VOTING	ELECTION DAY	PROVISIONAL CITY/AURORA (
STATE CENTRAL COMMITTEEWOMAN 16TH CONGRESSIONAL DISTRICT							
Vote for not more than 1							
Angelique "Angie" Bodine	414	25.78	20	44	348	2	0
Christine Benson	745	46.39	35	73	628	9	0
Elizabeth Lindquist	447	27.83	18	37	386	6	0
STATE CENTRAL COMMITTEEMAN 1ST CONGRESSIONAL DISTRICT							
Vote for not more than 1							
Bobby L. Rush	5,992	100.00	238	741	4,913	100	0
STATE CENTRAL COMMITTEEMAN 2ND CONGRESSIONAL DISTRICT							
Vote for not more than 1							
Al Riley.	2,420	54.88	120	210	2,044	46	0
William Calloway	1,990	45.12	57	162	1,726	45	0
STATE CENTRAL COMMITTEEMAN 3RD CONGRESSIONAL DISTRICT							
Vote for not more than 1							
Michael J. Madigan	4,154	78.85	181	455	3,453	65	0
WRITE-IN.	1,114	21.15	56	105	943	10	0
STATE CENTRAL COMMITTEEMAN 11TH CONGRESSIONAL DISTRICT							
Vote for not more than 1							
Kevin "Duffy" Blackburn.	13,559	60.26	738	1,786	10,832	203	0
Juan R. Thomas.	8,940	39.74	378	1,229	7,197	136	0
STATE CENTRAL COMMITTEEMAN 14TH CONGRESSIONAL DISTRICT							
Vote for not more than 1							
Mark Guethle	3,133	48.44	90	495	2,140	68	340
Peter Janko.	3,335	51.56	144	436	2,318	52	385
STATE CENTRAL COMMITTEEMAN 16TH CONGRESSIONAL DISTRICT							
Vote for not more than 1							
John M. Nelson.	397	24.57	21	42	331	3	0
Tom P. Walsh	1,033	63.92	38	100	886	9	0
Arthur Bardsley	186	11.51	13	9	159	5	0
STATE SENATOR 15TH LEGISLATIVE DISTRICT							
Vote for not more than 1							
Napoleon B. Harris, III.	1,881	100.00	77	242	1,532	30	0
STATE SENATOR 17TH LEGISLATIVE DISTRICT							
Vote for not more than 1							
Donne E. Trotter	913	100.00	41	83	773	16	0
STATE SENATOR 21ST LEGISLATIVE DISTRICT							
Vote for not more than 1							
Laura Ellman	2,408	100.00	90	360	1,908	50	0

ELECTION SUMMARY

WILL COUNTY, ILLINOIS
 GENERAL PRIMARY ELECTION
 MARCH 20, 2018
 DEMOCRATIC

OFFICIAL RESULTS

	TOTAL VOTES	%	VOTE BY MAIL	EARLY VOTING	ELECTION DAY	PROVISIONAL CITY/AURORA (
STATE SENATOR 38TH LEGISLATIVE DISTRICT							
Vote for not more than 1							
Heidi Henry	1,136	100.00	56	102	962	16	0
STATE SENATOR 41ST LEGISLATIVE DISTRICT							
Vote for not more than 1							
Bridget M. Fitzgerald	1,995	100.00	73	270	1,623	29	0
STATE SENATOR 42ND LEGISLATIVE DISTRICT							
Vote for not more than 1							
Linda Holmes	1,526	100.00	44	160	528	12	782
REPRESENTATIVE IN THE GENERAL ASSEMBLY							
29TH REPRESENTATIVE DISTRICT							
Vote for not more than 1							
Thaddeus Jones	1,210	59.46	42	155	1,000	13	0
Corean Davis	825	40.54	37	105	663	20	0
REPRESENTATIVE IN THE GENERAL ASSEMBLY							
34TH REPRESENTATIVE DISTRICT							
Vote for not more than 1							
Elgie R. Sims, Jr.	918	100.00	40	84	778	16	0
REPRESENTATIVE IN THE GENERAL ASSEMBLY							
37TH REPRESENTATIVE DISTRICT							
Vote for not more than 1							
Matthew J. Hunt	5,727	100.00	239	743	4,654	91	0
REPRESENTATIVE IN THE GENERAL ASSEMBLY							
38TH REPRESENTATIVE DISTRICT							
Vote for not more than 1							
Max Solomon	70	8.41	4	6	59	1	0
Debbie Meyers-Martin	415	49.88	17	42	349	7	0
Cecil Matthews, Jr.	94	11.30	4	10	77	3	0
David Bonner	253	30.41	11	17	217	8	0
REPRESENTATIVE IN THE GENERAL ASSEMBLY							
41ST REPRESENTATIVE DISTRICT							
Vote for not more than 1							
Val Montgomery	2,387	100.00	87	356	1,894	50	0
REPRESENTATIVE IN THE GENERAL ASSEMBLY							
75TH REPRESENTATIVE DISTRICT							
Vote for not more than 1							
NO CANDIDATE FILED	0		0	0	0	0	0

ELECTION SUMMARY

WILL COUNTY, ILLINOIS
 GENERAL PRIMARY ELECTION
 MARCH 20, 2018
 DEMOCRATIC

OFFICIAL RESULTS

	TOTAL VOTES	%	VOTE BY MAIL	EARLY VOTING	ELECTION DAY	PROVISIONAL CITY/AURORA (
REPRESENTATIVE IN THE GENERAL ASSEMBLY							
79TH REPRESENTATIVE DISTRICT							
Vote for not more than 1							
Lisa M. Dugan	208	100.00	12	1	190	5	0
REPRESENTATIVE IN THE GENERAL ASSEMBLY							
80TH REPRESENTATIVE DISTRICT							
Vote for not more than 1							
Anthony DeLuca.	3,471	100.00	134	282	2,982	73	0
REPRESENTATIVE IN THE GENERAL ASSEMBLY							
81ST REPRESENTATIVE DISTRICT							
Vote for not more than 1							
Anne M. Stava-Murray.	289	100.00	10	53	224	2	0
REPRESENTATIVE IN THE GENERAL ASSEMBLY							
82ND REPRESENTATIVE DISTRICT							
Vote for not more than 1							
Tom Chlystek	728	100.00	26	101	592	9	0
Candidate Withdrew	0		0	0	0	0	0
REPRESENTATIVE IN THE GENERAL ASSEMBLY							
84TH REPRESENTATIVE DISTRICT							
Vote for not more than 1							
Stephanie A. Kifowit.	1,518	100.00	44	156	526	12	780
REPRESENTATIVE IN THE GENERAL ASSEMBLY							
85TH REPRESENTATIVE DISTRICT							
Vote for not more than 1							
John Connor.	6,324	100.00	267	922	5,063	72	0
REPRESENTATIVE IN THE GENERAL ASSEMBLY							
86TH REPRESENTATIVE DISTRICT							
Vote for not more than 1							
Lawrence "Larry" Walsh, Jr.	7,579	100.00	395	1,075	5,994	115	0
REPRESENTATIVE IN THE GENERAL ASSEMBLY							
97TH REPRESENTATIVE DISTRICT							
Vote for not more than 1							
Mica Freeman	5,817	100.00	247	838	4,627	105	0
REPRESENTATIVE IN THE GENERAL ASSEMBLY							
98TH REPRESENTATIVE DISTRICT							
Vote for not more than 1							
Natalie A. Manley.	8,241	100.00	463	847	6,779	152	0

ELECTION SUMMARY

WILL COUNTY, ILLINOIS
 GENERAL PRIMARY ELECTION
 MARCH 20, 2018
 DEMOCRATIC

OFFICIAL RESULTS

	TOTAL VOTES	%	VOTE BY MAIL	EARLY VOTING	ELECTION DAY	PROVISIONAL	CITY/AURORA (
COUNTY CLERK							
Vote for not more than 1							
Lauren Staley-Ferry	29,196	58.55	1,256	3,610	23,416	412	502
Denise Mushro-Rumchak	20,673	41.45	1,010	2,710	16,323	401	229
COUNTY TREASURER							
Vote for not more than 1							
NO CANDIDATE FILED	0		0	0	0	0	0
COUNTY SHERIFF							
Vote for not more than 1							
Mike Kelley.	47,945	100.00	2,192	6,024	38,236	771	722
REGIONAL SUPERINTENDENT OF SCHOOLS (DU PAGE COUNTY)							
Vote for not more than 1							
NO CANDIDATE FILED	0		0	0	0	0	0
REGIONAL SUPERINTENDENT OF SCHOOLS (GRUNDY AND KENDALL COUNTIES)							
Vote for not more than 1							
NO CANDIDATE FILED	0		0	0	0	0	0
REGIONAL SUPERINTENDENT OF SCHOOLS (IROQUOIS AND KANKAKEE COUNTIES)							
Vote for not more than 1							
NO CANDIDATE FILED	0		0	0	0	0	0
REGIONAL SUPERINTENDENT OF SCHOOLS (WILL COUNTY)							
Vote for not more than 1							
Shawn Walsh.	42,286	100.00	1,982	5,236	34,393	675	0
COUNTY BOARD MEMBER DISTRICT ONE							
Vote for not more than 2							
Bob Howard	1,844	27.81	85	158	1,559	42	0
Laurie Summers.	3,352	50.56	137	299	2,843	73	0
Katrina Deutsche-Vaclavik	1,434	21.63	77	127	1,200	30	0
COUNTY BOARD MEMBER DISTRICT TWO							
Vote for not more than 2							
Amanda L. Koch.	3,610	100.00	162	407	2,979	62	0
NO CANDIDATE FILED	0		0	0	0	0	0
COUNTY BOARD MEMBER DISTRICT FOUR							
Vote for not more than 2							
Kenneth Harris.	2,321	42.09	111	442	1,743	25	0
Jacqueline L. Traynere	3,193	57.91	119	629	2,409	36	0

ELECTION SUMMARY

WILL COUNTY, ILLINOIS
 GENERAL PRIMARY ELECTION
 MARCH 20, 2018
 DEMOCRATIC

OFFICIAL RESULTS

	TOTAL VOTES	%	VOTE BY MAIL	EARLY VOTING	ELECTION DAY	PROVISIONAL	CITY/AURORA (
COUNTY BOARD MEMBER DISTRICT FIVE							
Vote for not more than 2							
Meta Mueller	2,609	60.83	86	273	1,632	33	585
Mazyar M. Hedayat.	1,680	39.17	68	186	1,023	30	373
COUNTY BOARD MEMBER DISTRICT SIX							
Vote for not more than 2							
Joe VanDuyne	3,685	100.00	160	472	2,997	56	0
NO CANDIDATE FILED	0		0	0	0	0	0
COUNTY BOARD MEMBER DISTRICT SEVEN							
Vote for not more than 2							
Kyle P. Killacky	3,382	100.00	146	409	2,775	52	0
NO CANDIDATE FILED	0		0	0	0	0	0
COUNTY BOARD MEMBER DISTRICT NINE							
Vote for not more than 2							
Rachel F. Ventura.	1,841	26.18	142	219	1,445	35	0
Todd C. Randich	1,394	19.83	91	136	1,147	20	0
Jim Murphy	1,663	23.65	105	181	1,348	29	0
Sherry Williams	1,593	22.66	61	163	1,345	24	0
Danganetta Harris.	540	7.68	24	73	432	11	0
COUNTY BOARD MEMBER DISTRICT ELEVEN							
Vote for not more than 2							
Michelle "Mimi" Cowan	3,470	100.00	144	573	2,683	70	0
NO CANDIDATE FILED	0		0	0	0	0	0
12TH JUDICIAL CIRCUIT (ROZAK VACANCY)							
Vote for not more than 1							
David Garcia	20,068	40.46	880	2,615	15,879	362	332
Moiria K. Dunn	18,463	37.22	878	2,443	14,581	299	262
Daniel O'Connell	11,068	22.31	496	1,232	9,057	143	140
12TH JUDICIAL CIRCUIT (POLICANDRIOTES VACANCY)							
Vote for not more than 1							
Vincent F. Cornelius.	46,088	100.00	2,094	5,795	36,740	752	707
COMMITTEEMAN CHANNAHON PCT 001							
Vote for not more than 1							
NO CANDIDATE FILED	0		0	0	0	0	0
COMMITTEEMAN CHANNAHON PCT 002							
Vote for not more than 1							
NO CANDIDATE FILED	0		0	0	0	0	0

ELECTION SUMMARY

WILL COUNTY, ILLINOIS
 GENERAL PRIMARY ELECTION
 MARCH 20, 2018
 DEMOCRATIC

OFFICIAL RESULTS

	TOTAL VOTES	%	VOTE BY MAIL	EARLY VOTING	ELECTION DAY	PROVISIONAL CITY/AURORA (
COMMITTEEMAN CHANNAHON PCT 003							
Vote for not more than 1							
Gene (Boomer) Frederick.	149	100.00	11	18	117	3	0
COMMITTEEMAN CHANNAHON PCT 004							
Vote for not more than 1							
NO CANDIDATE FILED	0		0	0	0	0	0
COMMITTEEMAN CHANNAHON PCT 005							
Vote for not more than 1							
Burke Schuster.	119	100.00	3	7	109	0	0
COMMITTEEMAN CRETE PCT 001							
Vote for not more than 1							
Billy Morgan	221	100.00	4	9	203	5	0
COMMITTEEMAN CRETE PCT 002							
Vote for not more than 1							
NO CANDIDATE FILED	0		0	0	0	0	0
COMMITTEEMAN CRETE PCT 003							
Vote for not more than 1							
Sherry M. Newquist	142	100.00	3	10	128	1	0
COMMITTEEMAN CRETE PCT 004							
Vote for not more than 1							
NO CANDIDATE FILED	0		0	0	0	0	0
COMMITTEEMAN CRETE PCT 005							
Vote for not more than 1							
Pristell (Chris) Hurst	93	36.33	3	20	70	0	0
Georgia J. Selmon.	163	63.67	6	33	124	0	0
COMMITTEEMAN CRETE PCT 006							
Vote for not more than 1							
NO CANDIDATE FILED	0		0	0	0	0	0
COMMITTEEMAN CRETE PCT 007							
Vote for not more than 1							
NO CANDIDATE FILED	0		0	0	0	0	0
COMMITTEEMAN CRETE PCT 008							
Vote for not more than 1							
NO CANDIDATE FILED	0		0	0	0	0	0

ELECTION SUMMARY

WILL COUNTY, ILLINOIS
 GENERAL PRIMARY ELECTION
 MARCH 20, 2018
 DEMOCRATIC

OFFICIAL RESULTS

	TOTAL VOTES	%	VOTE BY MAIL	EARLY VOTING	ELECTION DAY	PROVISIONAL CITY/AURORA (
COMMITTEEMAN CRETE PCT 009							
Vote for not more than 1							
Jessica McIntyre	117	100.00	1	20	93	3	0
COMMITTEEMAN CRETE PCT 010							
Vote for not more than 1							
NO CANDIDATE FILED	0		0	0	0	0	0
COMMITTEEMAN CRETE PCT 011							
Vote for not more than 1							
Laurie Summers.	70	68.63	4	9	53	4	0
Melissa Sidler.	18	17.65	1	4	13	0	0
Robert Vail.	14	13.73	0	2	12	0	0
COMMITTEEMAN CRETE PCT 012							
Vote for not more than 1							
NO CANDIDATE FILED	0		0	0	0	0	0
COMMITTEEMAN CUSTER PCT 001							
Vote for not more than 1							
NO CANDIDATE FILED	0		0	0	0	0	0
COMMITTEEMAN DU PAGE PCT 001							
Vote for not more than 1							
NO CANDIDATE FILED	0		0	0	0	0	0
COMMITTEEMAN DU PAGE PCT 002							
Vote for not more than 1							
Edward Crotty	159	100.00	7	26	126	0	0
COMMITTEEMAN DU PAGE PCT 003							
Vote for not more than 1							
Lynette Angle-Smith	166	100.00	5	34	126	1	0
COMMITTEEMAN DU PAGE PCT 004							
Vote for not more than 1							
Jody A. Martin.	115	100.00	2	22	89	2	0
COMMITTEEMAN DU PAGE PCT 005							
Vote for not more than 1							
Gary T. Marschke	92	54.76	1	21	69	1	0
John G. Seale	76	45.24	3	10	62	1	0
COMMITTEEMAN DU PAGE PCT 006							
Vote for not more than 1							
Norman L. Brown	195	100.00	11	38	144	2	0

ELECTION SUMMARY

WILL COUNTY, ILLINOIS
 GENERAL PRIMARY ELECTION
 MARCH 20, 2018
 DEMOCRATIC

OFFICIAL RESULTS

	TOTAL VOTES	%	VOTE BY MAIL	EARLY VOTING	ELECTION DAY	PROVISIONAL CITY/AURORA (
COMMITTEEMAN DU PAGE PCT 007							
Vote for not more than 1							
Monica Etzel	145	100.00	5	26	114	0	0
COMMITTEEMAN DU PAGE PCT 008							
Vote for not more than 1							
NO CANDIDATE FILED	0		0	0	0	0	0
COMMITTEEMAN DU PAGE PCT 009							
Vote for not more than 1							
NO CANDIDATE FILED	0		0	0	0	0	0
COMMITTEEMAN DU PAGE PCT 010							
Vote for not more than 1							
Joanne L. Rodriguez	236	100.00	11	40	182	3	0
COMMITTEEMAN DU PAGE PCT 011							
Vote for not more than 1							
Lawrence B. Fox	219	100.00	7	55	155	2	0
COMMITTEEMAN DU PAGE PCT 012							
Vote for not more than 1							
NO CANDIDATE FILED	0		0	0	0	0	0
COMMITTEEMAN DU PAGE PCT 013							
Vote for not more than 1							
NO CANDIDATE FILED	0		0	0	0	0	0
COMMITTEEMAN DU PAGE PCT 014							
Vote for not more than 1							
Sabrina L. Ray.	195	100.00	16	31	144	4	0
COMMITTEEMAN DU PAGE PCT 015							
Vote for not more than 1							
Thomas E. Braxton, Jr.	183	100.00	9	43	131	0	0
COMMITTEEMAN DU PAGE PCT 016							
Vote for not more than 1							
Jacqueline L. Traynere	237	100.00	7	54	171	5	0
COMMITTEEMAN DU PAGE PCT 017							
Vote for not more than 1							
Karen Gonzalez.	186	100.00	6	34	142	4	0

ELECTION SUMMARY

WILL COUNTY, ILLINOIS
GENERAL PRIMARY ELECTION
MARCH 20, 2018
DEMOCRATIC

OFFICIAL RESULTS

	TOTAL VOTES	%	VOTE BY MAIL	EARLY VOTING	ELECTION DAY	PROVISIONAL CITY/AURORA (
COMMITTEEMAN DU PAGE PCT 018							
Vote for not more than 1							
NO CANDIDATE FILED	0		0	0	0	0	0
COMMITTEEMAN DU PAGE PCT 019							
Vote for not more than 1							
NO CANDIDATE FILED	0		0	0	0	0	0
COMMITTEEMAN DU PAGE PCT 020							
Vote for not more than 1							
NO CANDIDATE FILED	0		0	0	0	0	0
COMMITTEEMAN DU PAGE PCT 021							
Vote for not more than 1							
Charlotte A. Droogan.	195	100.00	3	29	162	1	0
COMMITTEEMAN DU PAGE PCT 022							
Vote for not more than 1							
Clara J. Foster	206	100.00	5	35	163	3	0
COMMITTEEMAN DU PAGE PCT 023							
Vote for not more than 1							
NO CANDIDATE FILED	0		0	0	0	0	0
COMMITTEEMAN DU PAGE PCT 024							
Vote for not more than 1							
Ruby Lofton.	181	100.00	7	28	143	3	0
COMMITTEEMAN DU PAGE PCT 025							
Vote for not more than 1							
Patricia A. Woolley	188	100.00	10	31	147	0	0
COMMITTEEMAN DU PAGE PCT 026							
Vote for not more than 1							
NO CANDIDATE FILED	0		0	0	0	0	0
COMMITTEEMAN DU PAGE PCT 027							
Vote for not more than 1							
Charla Sirtoff.	230	100.00	8	50	170	2	0
COMMITTEEMAN DU PAGE PCT 028							
Vote for not more than 1							
NO CANDIDATE FILED	0		0	0	0	0	0

ELECTION SUMMARY

WILL COUNTY, ILLINOIS
 GENERAL PRIMARY ELECTION
 MARCH 20, 2018
 DEMOCRATIC

OFFICIAL RESULTS

	TOTAL VOTES	%	VOTE BY MAIL	EARLY VOTING	ELECTION DAY	PROVISIONAL	CITY/AURORA (
COMMITTEEMAN DU PAGE PCT 029							
Vote for not more than 1							
NO CANDIDATE FILED	0		0	0	0	0	0
COMMITTEEMAN DU PAGE PCT 030							
Vote for not more than 1							
NO CANDIDATE FILED	0		0	0	0	0	0
COMMITTEEMAN DU PAGE PCT 031							
Vote for not more than 1							
Brianne Cap.	90	100.00	7	10	73	0	0
COMMITTEEMAN DU PAGE PCT 032							
Vote for not more than 1							
NO CANDIDATE FILED	0		0	0	0	0	0
WRITE-IN.	15	100.00	0	2	13	0	0
COMMITTEEMAN DU PAGE PCT 033							
Vote for not more than 1							
NO CANDIDATE FILED	0		0	0	0	0	0
WRITE-IN.	34	100.00	2	5	27	0	0
COMMITTEEMAN DU PAGE PCT 034							
Vote for not more than 1							
John McNamara	154	100.00	13	8	127	6	0
COMMITTEEMAN DU PAGE PCT 035							
Vote for not more than 1							
Joel P. Brown	97	100.00	2	13	82	0	0
COMMITTEEMAN DU PAGE PCT 036							
Vote for not more than 1							
James McConachie	200	100.00	9	24	163	4	0
COMMITTEEMAN DU PAGE PCT 037							
Vote for not more than 1							
NO CANDIDATE FILED	0		0	0	0	0	0
COMMITTEEMAN FLORENCE PCT 001							
Vote for not more than 1							
NO CANDIDATE FILED	0		0	0	0	0	0
COMMITTEEMAN FRANKFORT PCT 001							
Vote for not more than 1							
Nichole Serbin.	155	100.00	6	22	126	1	0

ELECTION SUMMARY

WILL COUNTY, ILLINOIS
 GENERAL PRIMARY ELECTION
 MARCH 20, 2018
 DEMOCRATIC

OFFICIAL RESULTS

	TOTAL VOTES	%	VOTE BY MAIL	EARLY VOTING	ELECTION DAY	PROVISIONAL	CITY/AURORA (
COMMITTEEMAN FRANKFORT PCT 002							
Vote for not more than 1							
NO CANDIDATE FILED	0		0	0	0	0	0
COMMITTEEMAN FRANKFORT PCT 003							
Vote for not more than 1							
NO CANDIDATE FILED	0		0	0	0	0	0
COMMITTEEMAN FRANKFORT PCT 004							
Vote for not more than 1							
NO CANDIDATE FILED	0		0	0	0	0	0
COMMITTEEMAN FRANKFORT PCT 005							
Vote for not more than 1							
John Sanchez, Jr.	175	100.00	4	41	125	5	0
COMMITTEEMAN FRANKFORT PCT 006							
Vote for not more than 1							
NO CANDIDATE FILED	0		0	0	0	0	0
COMMITTEEMAN FRANKFORT PCT 007							
Vote for not more than 1							
NO CANDIDATE FILED	0		0	0	0	0	0
COMMITTEEMAN FRANKFORT PCT 008							
Vote for not more than 1							
NO CANDIDATE FILED	0		0	0	0	0	0
COMMITTEEMAN FRANKFORT PCT 009							
Vote for not more than 1							
H. Ronald Hartman.	155	100.00	2	10	142	1	0
COMMITTEEMAN FRANKFORT PCT 010							
Vote for not more than 1							
NO CANDIDATE FILED	0		0	0	0	0	0
COMMITTEEMAN FRANKFORT PCT 011							
Vote for not more than 1							
Susan G. Myers.	142	100.00	5	19	118	0	0
COMMITTEEMAN FRANKFORT PCT 012							
Vote for not more than 1							
Josephine A. Hamilton-Gunke1	96	51.61	0	7	89	0	0
Mary Louise Knoerzer.	90	48.39	1	15	73	1	0

ELECTION SUMMARY

WILL COUNTY, ILLINOIS
 GENERAL PRIMARY ELECTION
 MARCH 20, 2018
 DEMOCRATIC

OFFICIAL RESULTS

	TOTAL VOTES	%	VOTE BY MAIL	EARLY VOTING	ELECTION DAY	PROVISIONAL	CITY/AURORA (
COMMITTEEMAN FRANKFORT PCT 013							
Vote for not more than 1							
NO CANDIDATE FILED	0		0	0	0	0	0
COMMITTEEMAN FRANKFORT PCT 014							
Vote for not more than 1							
Michelle Domecki	161	100.00	5	6	148	2	0
COMMITTEEMAN FRANKFORT PCT 015							
Vote for not more than 1							
Margaret Schultz	147	100.00	3	16	123	5	0
COMMITTEEMAN FRANKFORT PCT 016							
Vote for not more than 1							
NO CANDIDATE FILED	0		0	0	0	0	0
COMMITTEEMAN FRANKFORT PCT 017							
Vote for not more than 1							
NO CANDIDATE FILED	0		0	0	0	0	0
COMMITTEEMAN FRANKFORT PCT 018							
Vote for not more than 1							
NO CANDIDATE FILED	0		0	0	0	0	0
COMMITTEEMAN FRANKFORT PCT 019							
Vote for not more than 1							
NO CANDIDATE FILED	0		0	0	0	0	0
COMMITTEEMAN FRANKFORT PCT 020							
Vote for not more than 1							
Jacqueline M. Pletsch	136	100.00	6	5	125	0	0
COMMITTEEMAN FRANKFORT PCT 021							
Vote for not more than 1							
NO CANDIDATE FILED	0		0	0	0	0	0
COMMITTEEMAN FRANKFORT PCT 022							
Vote for not more than 1							
Emily S. Biegel	161	100.00	20	39	99	3	0
COMMITTEEMAN FRANKFORT PCT 023							
Vote for not more than 1							
NO CANDIDATE FILED	0		0	0	0	0	0

ELECTION SUMMARY

WILL COUNTY, ILLINOIS
 GENERAL PRIMARY ELECTION
 MARCH 20, 2018
 DEMOCRATIC

OFFICIAL RESULTS

	TOTAL VOTES	%	VOTE BY MAIL	EARLY VOTING	ELECTION DAY	PROVISIONAL CITY/AURORA (
COMMITTEEMAN FRANKFORT PCT 024							
Vote for not more than 1							
Amanda L. Koch.	211	100.00	13	16	179	3	0
COMMITTEEMAN FRANKFORT PCT 025							
Vote for not more than 1							
NO CANDIDATE FILED	0		0	0	0	0	0
COMMITTEEMAN FRANKFORT PCT 026							
Vote for not more than 1							
NO CANDIDATE FILED	0		0	0	0	0	0
COMMITTEEMAN FRANKFORT PCT 027							
Vote for not more than 1							
NO CANDIDATE FILED	0		0	0	0	0	0
COMMITTEEMAN FRANKFORT PCT 028							
Vote for not more than 1							
NO CANDIDATE FILED	0		0	0	0	0	0
COMMITTEEMAN GREEN GARDEN PCT 001							
Vote for not more than 1							
NO CANDIDATE FILED	0		0	0	0	0	0
COMMITTEEMAN GREEN GARDEN PCT 002							
Vote for not more than 1							
NO CANDIDATE FILED	0		0	0	0	0	0
COMMITTEEMAN HOMER PCT 001							
Vote for not more than 1							
NO CANDIDATE FILED	0		0	0	0	0	0
COMMITTEEMAN HOMER PCT 002							
Vote for not more than 1							
NO CANDIDATE FILED	0		0	0	0	0	0
COMMITTEEMAN HOMER PCT 003							
Vote for not more than 1							
NO CANDIDATE FILED	0		0	0	0	0	0
COMMITTEEMAN HOMER PCT 004							
Vote for not more than 1							
NO CANDIDATE FILED	0		0	0	0	0	0

ELECTION SUMMARY

WILL COUNTY, ILLINOIS
 GENERAL PRIMARY ELECTION
 MARCH 20, 2018
 DEMOCRATIC

OFFICIAL RESULTS

	TOTAL VOTES	%	VOTE BY MAIL	EARLY VOTING	ELECTION DAY	PROVISIONAL CITY/AURORA (
COMMITTEEMAN HOMER PCT 005							
Vote for not more than 1							
NO CANDIDATE FILED	0		0	0	0	0	0
COMMITTEEMAN HOMER PCT 006							
Vote for not more than 1							
NO CANDIDATE FILED	0		0	0	0	0	0
COMMITTEEMAN HOMER PCT 007							
Vote for not more than 1							
NO CANDIDATE FILED	0		0	0	0	0	0
COMMITTEEMAN HOMER PCT 008							
Vote for not more than 1							
NO CANDIDATE FILED	0		0	0	0	0	0
COMMITTEEMAN HOMER PCT 009							
Vote for not more than 1							
NO CANDIDATE FILED	0		0	0	0	0	0
COMMITTEEMAN HOMER PCT 010							
Vote for not more than 1							
NO CANDIDATE FILED	0		0	0	0	0	0
COMMITTEEMAN HOMER PCT 011							
Vote for not more than 1							
NO CANDIDATE FILED	0		0	0	0	0	0
COMMITTEEMAN HOMER PCT 012							
Vote for not more than 1							
Kyle P. Killacky	110	100.00	2	11	96	1	0
COMMITTEEMAN HOMER PCT 013							
Vote for not more than 1							
NO CANDIDATE FILED	0		0	0	0	0	0
COMMITTEEMAN HOMER PCT 014							
Vote for not more than 1							
NO CANDIDATE FILED	0		0	0	0	0	0
COMMITTEEMAN HOMER PCT 015							
Vote for not more than 1							
NO CANDIDATE FILED	0		0	0	0	0	0

ELECTION SUMMARY

WILL COUNTY, ILLINOIS
 GENERAL PRIMARY ELECTION
 MARCH 20, 2018
 DEMOCRATIC

OFFICIAL RESULTS

	TOTAL VOTES	%	VOTE BY MAIL	EARLY VOTING	ELECTION DAY	PROVISIONAL CITY/AURORA (
COMMITTEEMAN HOMER PCT 016							
Vote for not more than 1							
NO CANDIDATE FILED	0		0	0	0	0	0
COMMITTEEMAN HOMER PCT 017							
Vote for not more than 1							
NO CANDIDATE FILED	0		0	0	0	0	0
COMMITTEEMAN HOMER PCT 018							
Vote for not more than 1							
NO CANDIDATE FILED	0		0	0	0	0	0
COMMITTEEMAN JACKSON PCT 001							
Vote for not more than 1							
Paul F. Buss	146	100.00	3	15	124	4	0
COMMITTEEMAN JACKSON PCT 002							
Vote for not more than 1							
Lawrence M. "Larry" Walsh	140	100.00	11	23	105	1	0
COMMITTEEMAN JOLIET PCT 001							
Vote for not more than 1							
Christine Lunningham.	207	100.00	6	35	164	2	0
COMMITTEEMAN JOLIET PCT 002							
Vote for not more than 1							
James Murphy	164	100.00	26	7	128	3	0
COMMITTEEMAN JOLIET PCT 003							
Vote for not more than 1							
NO CANDIDATE FILED	0		0	0	0	0	0
COMMITTEEMAN JOLIET PCT 004							
Vote for not more than 1							
Mathew Steffen.	53	39.85	3	7	42	1	0
Don "Duck" Dickinson.	80	60.15	6	7	67	0	0
COMMITTEEMAN JOLIET PCT 005							
Vote for not more than 1							
John C. Sullivan	138	100.00	10	32	91	5	0
COMMITTEEMAN JOLIET PCT 006							
Vote for not more than 1							
NO CANDIDATE FILED	0		0	0	0	0	0

ELECTION SUMMARY

WILL COUNTY, ILLINOIS
 GENERAL PRIMARY ELECTION
 MARCH 20, 2018
 DEMOCRATIC

OFFICIAL RESULTS

	TOTAL VOTES	%	VOTE BY MAIL	EARLY VOTING	ELECTION DAY	PROVISIONAL CITY/AURORA (
COMMITTEEMAN JOLIET PCT 007							
Vote for not more than 1							
NO CANDIDATE FILED	0		0	0	0	0	0
COMMITTEEMAN JOLIET PCT 008							
Vote for not more than 1							
NO CANDIDATE FILED	0		0	0	0	0	0
COMMITTEEMAN JOLIET PCT 009							
Vote for not more than 1							
NO CANDIDATE FILED	0		0	0	0	0	0
COMMITTEEMAN JOLIET PCT 010							
Vote for not more than 1							
Edward Ferry	169	100.00	11	16	138	4	0
COMMITTEEMAN JOLIET PCT 011							
Vote for not more than 1							
Kevin "Duffy" Blackburn.	132	100.00	3	18	110	1	0
COMMITTEEMAN JOLIET PCT 012							
Vote for not more than 1							
John J. Boza	116	100.00	3	18	95	0	0
COMMITTEEMAN JOLIET PCT 013							
Vote for not more than 1							
Shannon Nicole Tipton-Starks	111	100.00	5	15	90	1	0
COMMITTEEMAN JOLIET PCT 014							
Vote for not more than 1							
NO CANDIDATE FILED	0		0	0	0	0	0
COMMITTEEMAN JOLIET PCT 015							
Vote for not more than 1							
NO CANDIDATE FILED	0		0	0	0	0	0
COMMITTEEMAN JOLIET PCT 016							
Vote for not more than 1							
Archie Gavin	209	100.00	10	25	173	1	0
COMMITTEEMAN JOLIET PCT 017							
Vote for not more than 1							
Tyler J. Marcum	221	100.00	5	30	185	1	0

ELECTION SUMMARY

WILL COUNTY, ILLINOIS
 GENERAL PRIMARY ELECTION
 MARCH 20, 2018
 DEMOCRATIC

OFFICIAL RESULTS

	TOTAL VOTES	%	VOTE BY MAIL	EARLY VOTING	ELECTION DAY	PROVISIONAL CITY/AURORA (
COMMITTEEMAN JOLIET PCT 018							
Vote for not more than 1							
Joe Carlasare	133	53.63	10	14	108	1	0
Rosalba Verdin.	115	46.37	7	11	97	0	0
COMMITTEEMAN JOLIET PCT 019							
Vote for not more than 1							
Raymond Slattery	73	40.56	4	10	59	0	0
William B. McCue	34	18.89	0	4	28	2	0
Betty Lorch.	73	40.56	6	13	53	1	0
COMMITTEEMAN JOLIET PCT 020							
Vote for not more than 1							
NO CANDIDATE FILED	0		0	0	0	0	0
COMMITTEEMAN JOLIET PCT 021							
Vote for not more than 1							
James Maffeo	186	100.00	5	34	146	1	0
COMMITTEEMAN JOLIET PCT 022							
Vote for not more than 1							
Daniel M. Maher	176	100.00	11	26	133	6	0
COMMITTEEMAN JOLIET PCT 023							
Vote for not more than 1							
Drew D. Duzinkas.	142	100.00	12	34	95	1	0
COMMITTEEMAN JOLIET PCT 024							
Vote for not more than 1							
NO CANDIDATE FILED	0		0	0	0	0	0
COMMITTEEMAN JOLIET PCT 025							
Vote for not more than 1							
NO CANDIDATE FILED	0		0	0	0	0	0
COMMITTEEMAN JOLIET PCT 026							
Vote for not more than 1							
NO CANDIDATE FILED	0		0	0	0	0	0
COMMITTEEMAN JOLIET PCT 027							
Vote for not more than 1							
NO CANDIDATE FILED	0		0	0	0	0	0
COMMITTEEMAN JOLIET PCT 028							
Vote for not more than 1							
NO CANDIDATE FILED	0		0	0	0	0	0

ELECTION SUMMARY

WILL COUNTY, ILLINOIS
 GENERAL PRIMARY ELECTION
 MARCH 20, 2018
 DEMOCRATIC

OFFICIAL RESULTS

	TOTAL VOTES	%	VOTE BY MAIL	EARLY VOTING	ELECTION DAY	PROVISIONAL	CITY/AURORA (
COMMITTEEMAN JOLIET PCT 029							
Vote for not more than 1							
Suzanna M. Ibarra.	159	100.00	6	27	124	2	0
COMMITTEEMAN JOLIET PCT 030							
Vote for not more than 1							
NO CANDIDATE FILED	0		0	0	0	0	0
COMMITTEEMAN JOLIET PCT 031							
Vote for not more than 1							
NO CANDIDATE FILED	0		0	0	0	0	0
COMMITTEEMAN JOLIET PCT 032							
Vote for not more than 1							
NO CANDIDATE FILED	0		0	0	0	0	0
COMMITTEEMAN JOLIET PCT 033							
Vote for not more than 1							
NO CANDIDATE FILED	0		0	0	0	0	0
COMMITTEEMAN JOLIET PCT 034							
Vote for not more than 1							
Denise Winfrey.	187	100.00	15	36	131	5	0
COMMITTEEMAN JOLIET PCT 035							
Vote for not more than 1							
NO CANDIDATE FILED	0		0	0	0	0	0
WRITE-IN.	25	100.00	1	5	19	0	0
COMMITTEEMAN JOLIET PCT 036							
Vote for not more than 1							
William Palmer.	169	100.00	14	29	122	4	0
COMMITTEEMAN JOLIET PCT 037							
Vote for not more than 1							
NO CANDIDATE FILED	0		0	0	0	0	0
COMMITTEEMAN LOCKPORT PCT 001							
Vote for not more than 1							
NO CANDIDATE FILED	0		0	0	0	0	0
COMMITTEEMAN LOCKPORT PCT 002							
Vote for not more than 1							
NO CANDIDATE FILED	0		0	0	0	0	0

ELECTION SUMMARY

WILL COUNTY, ILLINOIS
 GENERAL PRIMARY ELECTION
 MARCH 20, 2018
 DEMOCRATIC

OFFICIAL RESULTS

	TOTAL VOTES	%	VOTE BY MAIL	EARLY VOTING	ELECTION DAY	PROVISIONAL CITY/AURORA (
COMMITTEEMAN LOCKPORT PCT 003							
Vote for not more than 1							
NO CANDIDATE FILED	0		0	0	0	0	0
COMMITTEEMAN LOCKPORT PCT 004							
Vote for not more than 1							
Anthony Deliberto, II	132	100.00	12	19	101	0	0
COMMITTEEMAN LOCKPORT PCT 005							
Vote for not more than 1							
Ronald Alberico	141	100.00	11	18	110	2	0
COMMITTEEMAN LOCKPORT PCT 006							
Vote for not more than 1							
NO CANDIDATE FILED	0		0	0	0	0	0
COMMITTEEMAN LOCKPORT PCT 007							
Vote for not more than 1							
NO CANDIDATE FILED	0		0	0	0	0	0
COMMITTEEMAN LOCKPORT PCT 008							
Vote for not more than 1							
NO CANDIDATE FILED	0		0	0	0	0	0
COMMITTEEMAN LOCKPORT PCT 009							
Vote for not more than 1							
Kenneth Carl Griffin.	296	100.00	32	24	230	10	0
COMMITTEEMAN LOCKPORT PCT 010							
Vote for not more than 1							
NO CANDIDATE FILED	0		0	0	0	0	0
COMMITTEEMAN LOCKPORT PCT 011							
Vote for not more than 1							
NO CANDIDATE FILED	0		0	0	0	0	0
COMMITTEEMAN LOCKPORT PCT 012							
Vote for not more than 1							
Barbara A. Boyce	150	100.00	4	10	131	5	0
COMMITTEEMAN LOCKPORT PCT 013							
Vote for not more than 1							
Denise Mushro-Rumchak	382	100.00	45	56	271	10	0

ELECTION SUMMARY

WILL COUNTY, ILLINOIS
 GENERAL PRIMARY ELECTION
 MARCH 20, 2018
 DEMOCRATIC

OFFICIAL RESULTS

	TOTAL VOTES	%	VOTE BY MAIL	EARLY VOTING	ELECTION DAY	PROVISIONAL CITY/AURORA (
COMMITTEEMAN LOCKPORT PCT 014							
Vote for not more than 1							
Norbert Likar	125	100.00	6	6	112	1	0
COMMITTEEMAN LOCKPORT PCT 015							
Vote for not more than 1							
NO CANDIDATE FILED	0		0	0	0	0	0
COMMITTEEMAN LOCKPORT PCT 016							
Vote for not more than 1							
NO CANDIDATE FILED	0		0	0	0	0	0
COMMITTEEMAN LOCKPORT PCT 017							
Vote for not more than 1							
NO CANDIDATE FILED	0		0	0	0	0	0
COMMITTEEMAN LOCKPORT PCT 018							
Vote for not more than 1							
NO CANDIDATE FILED	0		0	0	0	0	0
COMMITTEEMAN LOCKPORT PCT 019							
Vote for not more than 1							
NO CANDIDATE FILED	0		0	0	0	0	0
COMMITTEEMAN LOCKPORT PCT 020							
Vote for not more than 1							
John Batusich	142	100.00	10	18	112	2	0
COMMITTEEMAN LOCKPORT PCT 021							
Vote for not more than 1							
Frank W. Rasmusson	156	100.00	6	13	134	3	0
COMMITTEEMAN LOCKPORT PCT 022							
Vote for not more than 1							
Raymond R. Soliman	151	100.00	10	20	119	2	0
COMMITTEEMAN LOCKPORT PCT 023							
Vote for not more than 1							
Mary Ann Williamson	122	100.00	3	12	105	2	0
COMMITTEEMAN LOCKPORT PCT 024							
Vote for not more than 1							
Danganetta Harris.	161	100.00	4	13	143	1	0

ELECTION SUMMARY

WILL COUNTY, ILLINOIS
 GENERAL PRIMARY ELECTION
 MARCH 20, 2018
 DEMOCRATIC

OFFICIAL RESULTS

	TOTAL VOTES	%	VOTE BY MAIL	EARLY VOTING	ELECTION DAY	PROVISIONAL CITY/AURORA (
COMMITTEEMAN MANHATTAN PCT 001							
Vote for not more than 1							
NO CANDIDATE FILED	0		0	0	0	0	0
COMMITTEEMAN MANHATTAN PCT 002							
Vote for not more than 1							
NO CANDIDATE FILED	0		0	0	0	0	0
COMMITTEEMAN MANHATTAN PCT 003							
Vote for not more than 1							
NO CANDIDATE FILED	0		0	0	0	0	0
COMMITTEEMAN MANHATTAN PCT 004							
Vote for not more than 1							
Michael W. Jordan.	116	100.00	4	9	100	3	0
COMMITTEEMAN MONEE PCT 001							
Vote for not more than 1							
Calvin Lacefield	154	100.00	13	10	123	8	0
COMMITTEEMAN MONEE PCT 002							
Vote for not more than 1							
NO CANDIDATE FILED	0		0	0	0	0	0
COMMITTEEMAN MONEE PCT 003							
Vote for not more than 1							
Calvin C. Nash, Sr.	156	100.00	9	24	121	2	0
COMMITTEEMAN MONEE PCT 004							
Vote for not more than 1							
NO CANDIDATE FILED	0		0	0	0	0	0
COMMITTEEMAN MONEE PCT 005							
Vote for not more than 1							
Emmitt Rule.	214	100.00	2	4	203	5	0
COMMITTEEMAN MONEE PCT 006							
Vote for not more than 1							
Bobby R. Lathan, Sr..	78	44.83	9	2	64	3	0
Sonia Jenkins	96	55.17	1	1	94	0	0
COMMITTEEMAN MONEE PCT 007							
Vote for not more than 1							
Joe E. Lovelace	254	100.00	12	2	231	9	0

ELECTION SUMMARY

WILL COUNTY, ILLINOIS
 GENERAL PRIMARY ELECTION
 MARCH 20, 2018
 DEMOCRATIC

OFFICIAL RESULTS

	TOTAL VOTES	%	VOTE BY MAIL	EARLY VOTING	ELECTION DAY	PROVISIONAL CITY/AURORA (
COMMITTEEMAN MONEE PCT 008							
Vote for not more than 1							
NO CANDIDATE FILED	0		0	0	0	0	0
COMMITTEEMAN NEW LENOX PCT 001							
Vote for not more than 1							
NO CANDIDATE FILED	0		0	0	0	0	0
COMMITTEEMAN NEW LENOX PCT 002							
Vote for not more than 1							
NO CANDIDATE FILED	0		0	0	0	0	0
COMMITTEEMAN NEW LENOX PCT 003							
Vote for not more than 1							
NO CANDIDATE FILED	0		0	0	0	0	0
COMMITTEEMAN NEW LENOX PCT 004							
Vote for not more than 1							
NO CANDIDATE FILED	0		0	0	0	0	0
COMMITTEEMAN NEW LENOX PCT 005							
Vote for not more than 1							
Scott Pyles.	133	100.00	5	12	116	0	0
COMMITTEEMAN NEW LENOX PCT 006							
Vote for not more than 1							
NO CANDIDATE FILED	0		0	0	0	0	0
COMMITTEEMAN NEW LENOX PCT 007							
Vote for not more than 1							
NO CANDIDATE FILED	0		0	0	0	0	0
COMMITTEEMAN NEW LENOX PCT 008							
Vote for not more than 1							
NO CANDIDATE FILED	0		0	0	0	0	0
COMMITTEEMAN NEW LENOX PCT 009							
Vote for not more than 1							
NO CANDIDATE FILED	0		0	0	0	0	0
COMMITTEEMAN NEW LENOX PCT 010							
Vote for not more than 1							
NO CANDIDATE FILED	0		0	0	0	0	0

ELECTION SUMMARY

WILL COUNTY, ILLINOIS
 GENERAL PRIMARY ELECTION
 MARCH 20, 2018
 DEMOCRATIC

OFFICIAL RESULTS

	TOTAL VOTES	%	VOTE BY MAIL	EARLY VOTING	ELECTION DAY	PROVISIONAL CITY/AURORA (
COMMITTEEMAN NEW LENOX PCT 011							
Vote for not more than 1							
Nora Gruenberg	96	55.49	1	15	79	1	0
Gary S. Mueller	77	44.51	2	15	60	0	0
COMMITTEEMAN NEW LENOX PCT 012							
Vote for not more than 1							
NO CANDIDATE FILED	0		0	0	0	0	0
COMMITTEEMAN NEW LENOX PCT 013							
Vote for not more than 1							
NO CANDIDATE FILED	0		0	0	0	0	0
COMMITTEEMAN NEW LENOX PCT 014							
Vote for not more than 1							
Larry Gilman	194	100.00	5	23	161	5	0
COMMITTEEMAN NEW LENOX PCT 015							
Vote for not more than 1							
NO CANDIDATE FILED	0		0	0	0	0	0
COMMITTEEMAN NEW LENOX PCT 016							
Vote for not more than 1							
Annette Vogt	187	100.00	9	31	145	2	0
COMMITTEEMAN NEW LENOX PCT 017							
Vote for not more than 1							
NO CANDIDATE FILED	0		0	0	0	0	0
COMMITTEEMAN NEW LENOX PCT 018							
Vote for not more than 1							
Anne Kasa	114	100.00	2	13	97	2	0
COMMITTEEMAN NEW LENOX PCT 019							
Vote for not more than 1							
NO CANDIDATE FILED	0		0	0	0	0	0
COMMITTEEMAN NEW LENOX PCT 020							
Vote for not more than 1							
NO CANDIDATE FILED	0		0	0	0	0	0
COMMITTEEMAN PEOTONE PCT 001							
Vote for not more than 1							
NO CANDIDATE FILED	0		0	0	0	0	0

ELECTION SUMMARY

WILL COUNTY, ILLINOIS
 GENERAL PRIMARY ELECTION
 MARCH 20, 2018
 DEMOCRATIC

OFFICIAL RESULTS

	TOTAL VOTES	%	VOTE BY MAIL	EARLY VOTING	ELECTION DAY	PROVISIONAL CITY/AURORA (
COMMITTEEMAN PEOTONE PCT 002							
Vote for not more than 1							
NO CANDIDATE FILED	0		0	0	0	0	0
COMMITTEEMAN PLAINFIELD PCT 001							
Vote for not more than 1							
NO CANDIDATE FILED	0		0	0	0	0	0
COMMITTEEMAN PLAINFIELD PCT 002							
Vote for not more than 1							
NO CANDIDATE FILED	0		0	0	0	0	0
COMMITTEEMAN PLAINFIELD PCT 003							
Vote for not more than 1							
NO CANDIDATE FILED	0		0	0	0	0	0
COMMITTEEMAN PLAINFIELD PCT 004							
Vote for not more than 1							
NO CANDIDATE FILED	0		0	0	0	0	0
COMMITTEEMAN PLAINFIELD PCT 005							
Vote for not more than 1							
NO CANDIDATE FILED	0		0	0	0	0	0
COMMITTEEMAN PLAINFIELD PCT 006							
Vote for not more than 1							
NO CANDIDATE FILED	0		0	0	0	0	0
COMMITTEEMAN PLAINFIELD PCT 007							
Vote for not more than 1							
NO CANDIDATE FILED	0		0	0	0	0	0
COMMITTEEMAN PLAINFIELD PCT 008							
Vote for not more than 1							
NO CANDIDATE FILED	0		0	0	0	0	0
COMMITTEEMAN PLAINFIELD PCT 009							
Vote for not more than 1							
NO CANDIDATE FILED	0		0	0	0	0	0
COMMITTEEMAN PLAINFIELD PCT 010							
Vote for not more than 1							
Rebecca Hosford	107	100.00	3	13	89	2	0

ELECTION SUMMARY

WILL COUNTY, ILLINOIS
 GENERAL PRIMARY ELECTION
 MARCH 20, 2018
 DEMOCRATIC

OFFICIAL RESULTS

	TOTAL VOTES	%	VOTE BY MAIL	EARLY VOTING	ELECTION DAY	PROVISIONAL	CITY/AURORA (
COMMITTEEMAN PLAINFIELD PCT 011								
Vote for not more than 1								
NO CANDIDATE FILED	0		0	0	0	0		0
COMMITTEEMAN PLAINFIELD PCT 012								
Vote for not more than 1								
September Skeen	170	100.00	4	9	154	3		0
COMMITTEEMAN PLAINFIELD PCT 013								
Vote for not more than 1								
Curtis Anderson	185	100.00	7	31	145	2		0
COMMITTEEMAN PLAINFIELD PCT 014								
Vote for not more than 1								
Michael "Mike" Keniley	142	100.00	6	21	114	1		0
COMMITTEEMAN PLAINFIELD PCT 015								
Vote for not more than 1								
Terry Jones.	137	100.00	9	16	112	0		0
COMMITTEEMAN PLAINFIELD PCT 016								
Vote for not more than 1								
NO CANDIDATE FILED	0		0	0	0	0		0
COMMITTEEMAN PLAINFIELD PCT 017								
Vote for not more than 1								
Gerald (Jerry) Weller, Jr.	122	100.00	10	3	107	2		0
COMMITTEEMAN PLAINFIELD PCT 018								
Vote for not more than 1								
NO CANDIDATE FILED	0		0	0	0	0		0
COMMITTEEMAN PLAINFIELD PCT 019								
Vote for not more than 1								
John J. Zepeda.	110	100.00	4	10	96	0		0
COMMITTEEMAN PLAINFIELD PCT 020								
Vote for not more than 1								
Kevin M. Clancy	138	100.00	16	16	101	5		0
COMMITTEEMAN PLAINFIELD PCT 021								
Vote for not more than 1								
NO CANDIDATE FILED	0		0	0	0	0		0

ELECTION SUMMARY

WILL COUNTY, ILLINOIS
 GENERAL PRIMARY ELECTION
 MARCH 20, 2018
 DEMOCRATIC

OFFICIAL RESULTS

	TOTAL VOTES	%	VOTE BY MAIL	EARLY VOTING	ELECTION DAY	PROVISIONAL CITY/AURORA (
COMMITTEEMAN PLAINFIELD PCT 022							
Vote for not more than 1							
Mark Ferry	135	70.68	8	13	113	1	0
Stanley Paulauskas	56	29.32	8	4	44	0	0
COMMITTEEMAN PLAINFIELD PCT 023							
Vote for not more than 1							
NO CANDIDATE FILED	0		0	0	0	0	0
COMMITTEEMAN PLAINFIELD PCT 024							
Vote for not more than 1							
Juanita Bice	140	100.00	4	15	116	5	0
COMMITTEEMAN PLAINFIELD PCT 025							
Vote for not more than 1							
NO CANDIDATE FILED	0		0	0	0	0	0
COMMITTEEMAN PLAINFIELD PCT 026							
Vote for not more than 1							
NO CANDIDATE FILED	0		0	0	0	0	0
COMMITTEEMAN PLAINFIELD PCT 027							
Vote for not more than 1							
NO CANDIDATE FILED	0		0	0	0	0	0
COMMITTEEMAN PLAINFIELD PCT 028							
Vote for not more than 1							
NO CANDIDATE FILED	0		0	0	0	0	0
COMMITTEEMAN PLAINFIELD PCT 029							
Vote for not more than 1							
NO CANDIDATE FILED	0		0	0	0	0	0
COMMITTEEMAN PLAINFIELD PCT 030							
Vote for not more than 1							
Bill Thoman.	127	100.00	2	7	115	3	0
COMMITTEEMAN PLAINFIELD PCT 031							
Vote for not more than 1							
Amy S. Chavez	127	100.00	7	12	105	3	0
COMMITTEEMAN PLAINFIELD PCT 032							
Vote for not more than 1							
Charles B. Pelkie, Jr.	116	100.00	3	13	98	2	0

ELECTION SUMMARY

WILL COUNTY, ILLINOIS
 GENERAL PRIMARY ELECTION
 MARCH 20, 2018
 DEMOCRATIC

OFFICIAL RESULTS

	TOTAL VOTES	%	VOTE BY MAIL	EARLY VOTING	ELECTION DAY	PROVISIONAL CITY/AURORA (
COMMITTEEMAN PLAINFIELD PCT 033							
Vote for not more than 1							
Alan LaVeille	145	100.00	13	19	110	3	0
COMMITTEEMAN PLAINFIELD PCT 034							
Vote for not more than 1							
Jill Doyle	123	100.00	2	11	110	0	0
COMMITTEEMAN PLAINFIELD PCT 035							
Vote for not more than 1							
NO CANDIDATE FILED	0		0	0	0	0	0
COMMITTEEMAN REED PCT 001							
Vote for not more than 1							
NO CANDIDATE FILED	0		0	0	0	0	0
COMMITTEEMAN REED PCT 002							
Vote for not more than 1							
NO CANDIDATE FILED	0		0	0	0	0	0
COMMITTEEMAN REED PCT 003							
Vote for not more than 1							
NO CANDIDATE FILED	0		0	0	0	0	0
COMMITTEEMAN TROY PCT 001							
Vote for not more than 1							
NO CANDIDATE FILED	0		0	0	0	0	0
COMMITTEEMAN TROY PCT 002							
Vote for not more than 1							
Michelle M. Stiff.	144	100.00	13	23	101	7	0
COMMITTEEMAN TROY PCT 003							
Vote for not more than 1							
NO CANDIDATE FILED	0		0	0	0	0	0
COMMITTEEMAN TROY PCT 004							
Vote for not more than 1							
NO CANDIDATE FILED	0		0	0	0	0	0
COMMITTEEMAN TROY PCT 005							
Vote for not more than 1							
NO CANDIDATE FILED	0		0	0	0	0	0

ELECTION SUMMARY

WILL COUNTY, ILLINOIS
 GENERAL PRIMARY ELECTION
 MARCH 20, 2018
 DEMOCRATIC

OFFICIAL RESULTS

	TOTAL VOTES	%	VOTE BY MAIL	EARLY VOTING	ELECTION DAY	PROVISIONAL	CITY/AURORA (
COMMITTEEMAN TROY PCT 006							
Vote for not more than 1							
NO CANDIDATE FILED	0		0	0	0	0	0
COMMITTEEMAN TROY PCT 007							
Vote for not more than 1							
NO CANDIDATE FILED	0		0	0	0	0	0
COMMITTEEMAN TROY PCT 008							
Vote for not more than 1							
Thomas J. Earls	217	100.00	8	47	158	4	0
COMMITTEEMAN TROY PCT 009							
Vote for not more than 1							
Helen L. Gibson	147	100.00	8	18	119	2	0
COMMITTEEMAN TROY PCT 010							
Vote for not more than 1							
NO CANDIDATE FILED	0		0	0	0	0	0
COMMITTEEMAN TROY PCT 011							
Vote for not more than 1							
Shawn Marie Stachelski	189	100.00	23	27	137	2	0
COMMITTEEMAN TROY PCT 012							
Vote for not more than 1							
NO CANDIDATE FILED	0		0	0	0	0	0
COMMITTEEMAN TROY PCT 013							
Vote for not more than 1							
Regina Orasco	290	100.00	25	52	205	8	0
COMMITTEEMAN TROY PCT 014							
Vote for not more than 1							
NO CANDIDATE FILED	0		0	0	0	0	0
COMMITTEEMAN TROY PCT 015							
Vote for not more than 1							
Jeffrey M. Boetto.	140	100.00	13	14	111	2	0
COMMITTEEMAN TROY PCT 016							
Vote for not more than 1							
NO CANDIDATE FILED	0		0	0	0	0	0

ELECTION SUMMARY

WILL COUNTY, ILLINOIS
 GENERAL PRIMARY ELECTION
 MARCH 20, 2018
 DEMOCRATIC

OFFICIAL RESULTS

	TOTAL VOTES	%	VOTE BY MAIL	EARLY VOTING	ELECTION DAY	PROVISIONAL	CITY/AURORA (
COMMITTEEMAN TROY PCT 017							
Vote for not more than 1							
Jacqueline Elizabeth O'Hara	159	100.00	3	31	124	1	0
COMMITTEEMAN TROY PCT 018							
Vote for not more than 1							
NO CANDIDATE FILED	0		0	0	0	0	0
COMMITTEEMAN TROY PCT 019							
Vote for not more than 1							
Michael Clark	164	100.00	5	29	128	2	0
COMMITTEEMAN TROY PCT 020							
Vote for not more than 1							
NO CANDIDATE FILED	0		0	0	0	0	0
COMMITTEEMAN TROY PCT 021							
Vote for not more than 1							
NO CANDIDATE FILED	0		0	0	0	0	0
COMMITTEEMAN TROY PCT 022							
Vote for not more than 1							
NO CANDIDATE FILED	0		0	0	0	0	0
COMMITTEEMAN WASHINGTON PCT 001							
Vote for not more than 1							
Wendie L. Garlich.	118	100.00	15	0	102	1	0
COMMITTEEMAN WASHINGTON PCT 002							
Vote for not more than 1							
Bridget McDermott.	104	100.00	1	1	101	1	0
COMMITTEEMAN WASHINGTON PCT 003							
Vote for not more than 1							
Bob Howard	78	100.00	3	3	71	1	0
COMMITTEEMAN WESLEY PCT 001							
Vote for not more than 1							
Kathleen A. Kennedy	103	100.00	6	6	88	3	0
COMMITTEEMAN WHEATLAND PCT 001							
Vote for not more than 1							
NO CANDIDATE FILED	0		0	0	0	0	0

ELECTION SUMMARY

WILL COUNTY, ILLINOIS
 GENERAL PRIMARY ELECTION
 MARCH 20, 2018
 DEMOCRATIC

OFFICIAL RESULTS

	TOTAL VOTES	%	VOTE BY MAIL	EARLY VOTING	ELECTION DAY	PROVISIONAL	CITY/AURORA (
COMMITTEEMAN WHEATLAND PCT 002							
Vote for not more than 1							
Cynthia V. Mundell	282	100.00	20	86	171	5	0
COMMITTEEMAN WHEATLAND PCT 003							
Vote for not more than 1							
Brian D. Saucier	105	100.00	6	23	76	0	0
COMMITTEEMAN WHEATLAND PCT 004							
Vote for not more than 1							
Kerry Myers.	194	100.00	13	23	156	2	0
COMMITTEEMAN WHEATLAND PCT 005							
Vote for not more than 1							
NO CANDIDATE FILED	0		0	0	0	0	0
COMMITTEEMAN WHEATLAND PCT 006							
Vote for not more than 1							
NO CANDIDATE FILED	0		0	0	0	0	0
COMMITTEEMAN WHEATLAND PCT 007							
Vote for not more than 1							
NO CANDIDATE FILED	0		0	0	0	0	0
COMMITTEEMAN WHEATLAND PCT 008							
Vote for not more than 1							
NO CANDIDATE FILED	0		0	0	0	0	0
COMMITTEEMAN WHEATLAND PCT 009							
Vote for not more than 1							
James Kopchok	204	100.00	3	27	168	6	0
COMMITTEEMAN WHEATLAND PCT 010							
Vote for not more than 1							
Hale Landes.	139	100.00	7	22	104	6	0
COMMITTEEMAN WHEATLAND PCT 011							
Vote for not more than 1							
NO CANDIDATE FILED	0		0	0	0	0	0
COMMITTEEMAN WHEATLAND PCT 012							
Vote for not more than 1							
NO CANDIDATE FILED	0		0	0	0	0	0

ELECTION SUMMARY

WILL COUNTY, ILLINOIS
 GENERAL PRIMARY ELECTION
 MARCH 20, 2018
 DEMOCRATIC

OFFICIAL RESULTS

	TOTAL VOTES	%	VOTE BY MAIL	EARLY VOTING	ELECTION DAY	PROVISIONAL	CITY/AURORA (
COMMITTEEMAN WHEATLAND PCT 013							
Vote for not more than 1							
NO CANDIDATE FILED	0		0	0	0	0	0
COMMITTEEMAN WHEATLAND PCT 014							
Vote for not more than 1							
NO CANDIDATE FILED	0		0	0	0	0	0
COMMITTEEMAN WHEATLAND PCT 015							
Vote for not more than 1							
Robert G. Saville.	111	100.00	2	20	88	1	0
COMMITTEEMAN WHEATLAND PCT 016							
Vote for not more than 1							
NO CANDIDATE FILED	0		0	0	0	0	0
COMMITTEEMAN WHEATLAND PCT 017							
Vote for not more than 1							
Richard Wawronowicz	156	100.00	7	24	122	3	0
COMMITTEEMAN WHEATLAND PCT 018							
Vote for not more than 1							
NO CANDIDATE FILED	0		0	0	0	0	0
COMMITTEEMAN WHEATLAND PCT 019							
Vote for not more than 1							
Nick Palmer.	178	100.00	6	30	138	4	0
COMMITTEEMAN WHEATLAND PCT 020							
Vote for not more than 1							
NO CANDIDATE FILED	0		0	0	0	0	0
COMMITTEEMAN WHEATLAND PCT 021							
Vote for not more than 1							
Marc Poulos.	146	100.00	1	23	115	7	0
COMMITTEEMAN WHEATLAND PCT 022							
Vote for not more than 1							
Joseph Giamanco	149	100.00	4	12	129	4	0
COMMITTEEMAN WHEATLAND PCT 023							
Vote for not more than 1							
NO CANDIDATE FILED	0		0	0	0	0	0

ELECTION SUMMARY

WILL COUNTY, ILLINOIS
 GENERAL PRIMARY ELECTION
 MARCH 20, 2018
 DEMOCRATIC

OFFICIAL RESULTS

	TOTAL VOTES	%	VOTE BY MAIL	EARLY VOTING	ELECTION DAY	PROVISIONAL	CITY/AURORA (
COMMITTEEMAN WHEATLAND PCT 024							
Vote for not more than 1							
NO CANDIDATE FILED	0		0	0	0	0	0
COMMITTEEMAN WHEATLAND PCT 025							
Vote for not more than 1							
Mazyar M. Hedayat.	161	100.00	1	14	146	0	0
COMMITTEEMAN WHEATLAND PCT 026							
Vote for not more than 1							
Dan Huspek	156	100.00	6	24	123	3	0
COMMITTEEMAN WHEATLAND PCT 027							
Vote for not more than 1							
Irfan Ahmad.	212	100.00	8	32	170	2	0
COMMITTEEMAN WHEATLAND PCT 028							
Vote for not more than 1							
NO CANDIDATE FILED	0		0	0	0	0	0
COMMITTEEMAN WHEATLAND PCT 029							
Vote for not more than 1							
David A. Pijan.	185	100.00	7	21	147	10	0
COMMITTEEMAN WHEATLAND PCT 030							
Vote for not more than 1							
Jason K. Rausch	124	100.00	6	18	99	1	0
COMMITTEEMAN WILL PCT 001							
Vote for not more than 1							
NO CANDIDATE FILED	0		0	0	0	0	0
COMMITTEEMAN WILMINGTON PCT 001							
Vote for not more than 1							
NO CANDIDATE FILED	0		0	0	0	0	0
COMMITTEEMAN WILMINGTON PCT 002							
Vote for not more than 1							
Susan Kiper.	84	100.00	6	8	70	0	0
COMMITTEEMAN WILMINGTON PCT 003							
Vote for not more than 1							
Sarah M. Horton	95	100.00	6	6	83	0	0

ELECTION SUMMARY

WILL COUNTY, ILLINOIS
GENERAL PRIMARY ELECTION
MARCH 20, 2018
DEMOCRATIC

OFFICIAL RESULTS

REPORT-EL45A PAGE 069

	TOTAL VOTES	%	VOTE BY MAIL	EARLY VOTING	ELECTION DAY	PROVISIONAL CITY/AURORA (
COMMITTEEMAN WILTON PCT 001 Vote for not more than 1 NO CANDIDATE FILED	0		0	0	0	0


	TOTAL VOTES	%	VOTE BY MAIL	EARLY VOTING	ELECTION DAY	PROVISIONAL	CITY/AURORA (
VILLAGE OF ORLAND PARK - PROHIBIT GAMING							
Vote for not more than 1							
YES	32	59.26	17	3	12	0	0
NO.	22	40.74	5	1	12	4	0
VILLAGE OF ORLAND PARK - APPROVE GAMING							
Vote for not more than 1							
YES	19	36.54	6	2	10	1	0
NO.	33	63.46	15	2	13	3	0
WHEATLAND TOWNSHIP REFERENDUM (UNINC)							
Vote for not more than 1							
YES	1,096	82.28	47	179	854	16	0
NO.	236	17.72	18	45	170	3	0
WILTON TOWNSHIP REFERENDUM							
Vote for not more than 1							
YES	113	40.07	3	2	103	5	0
NO.	169	59.93	7	5	155	2	0
FRANKFORT PARK DISTRICT REFERENDUM							
Vote for not more than 1							
YES	2,010	68.58	113	316	1,552	29	0
NO.	921	31.42	38	130	741	12	0
FRANKFORT SQUARE PARK DISTRICT REFERENDUM							
Vote for not more than 1							
YES	1,572	55.06	69	117	1,365	21	0
NO.	1,283	44.94	76	103	1,073	31	0
WHITE OAK LIBRARY REFERENDUM							
Vote for not more than 1							
YES	4,646	46.21	219	402	3,956	69	0
NO.	5,409	53.79	365	528	4,440	76	0
MINOOKA CCSD 201 REFERENDUM							
Vote for not more than 1							
YES	1,207	50.97	47	193	941	26	0
NO.	1,161	49.03	62	205	884	10	0
CUSTER FIRE PROTECTION DISTRICT REFERENDUM							
Vote for not more than 1							
YES	200	57.64	0	6	188	6	0
NO.	147	42.36	0	5	134	8	0

ELECTION SUMMARY

WILL COUNTY, ILLINOIS
 GENERAL PRIMARY ELECTION
 MARCH 20, 2018
 NONPARTISAN

OFFICIAL RESULTS

	TOTAL VOTES	%	VOTE BY MAIL	EARLY VOTING	ELECTION DAY	PROVISIONAL CITY/AURORA (
NEW LENOX FIRE PROTECTION DISTRICT REFERENDUM							
Vote for not more than 1							
YES	3,324	48.48	94	381	2,803	46	0
NO.	3,532	51.52	175	411	2,904	42	0
TROY FIRE PROTECTION DISTRICT REFERENDUM							
Vote for not more than 1							
YES	1,405	33.62	55	207	1,120	23	0
NO.	2,774	66.38	159	464	2,113	38	0



DEMOCRATIC PARTY

**STATE OF
ILLINOIS
SUMMARY**

ABSTRACT OF VOTES

WILL COUNTY, ILLINOIS
 GENERAL PRIMARY ELECTION
 MARCH 20, 2018
 STATISTICS

OFFICIAL RESULTS

	TOTAL PERCENT					TOTAL PERCENT						
	01	02	03	04	05	06	07	08				
01 = REGISTERED VOTERS - TOTAL	431,906					05 = BALLOTS CAST - DEMOCRATIC					55,517	57.86
02 = BALLOTS CAST - TOTAL	95,945					06 = BALLOTS CAST - FEDERAL DEMOCRATIC					8	.01
03 = BALLOTS CAST - REPUBLICAN	39,625					07 = BALLOTS CAST - NONPARTISAN					790	.82
04 = BALLOTS CAST - FEDERAL REPUBLICAN	5					08 = BALLOTS CAST - BLANK					26	
	01	02	03	04	05	06	07	08				
0001 CHANNAHON PCT 001	1487	345	190	0	155	0	0	0				
0002 CHANNAHON PCT 002	1694	415	212	0	203	0	0	0				
0003 CHANNAHON PCT 003	1527	381	199	0	182	0	0	0				
0004 CHANNAHON PCT 004	1321	353	190	0	163	0	0	0				
0005 CHANNAHON PCT 005	1562	269	132	0	137	0	0	0				
0006 CRETE PCT 001	1424	346	72	0	274	0	0	0				
0007 CRETE PCT 002	1551	228	69	0	159	0	0	0				
0008 CRETE PCT 003	1438	247	82	0	165	0	0	0				
0009 CRETE PCT 004	1421	363	108	0	254	1	0	0				
0010 CRETE PCT 005	1337	364	83	0	281	0	0	0				
0011 CRETE PCT 006	1403	370	136	0	234	0	0	0				
0012 CRETE PCT 007	1342	412	93	0	319	0	0	0				
0013 CRETE PCT 008	1418	333	111	0	222	0	0	0				
0014 CRETE PCT 009	1274	266	119	0	147	0	0	0				
0015 CRETE PCT 010	1060	197	79	0	118	0	0	0				
0016 CRETE PCT 011	1170	292	180	0	112	0	0	0				
0017 CRETE PCT 012	1156	324	159	0	165	0	0	1				
0018 CUSTER PCT 001	1019	363	220	0	116	0	27	0				
0019 DU PAGE PCT 001	1644	401	158	0	243	0	0	0				
0020 DU PAGE PCT 002	1479	364	167	0	197	0	0	0				
0021 DU PAGE PCT 003	1559	398	193	0	205	0	0	0				
0022 DU PAGE PCT 004	1308	233	92	0	141	0	0	0				
0023 DU PAGE PCT 005	1232	295	102	0	193	0	0	0				
0024 DU PAGE PCT 006	1233	325	93	0	232	0	0	0				
0025 DU PAGE PCT 007	1406	365	179	0	186	0	0	0				
0026 DU PAGE PCT 008	1391	332	86	0	246	0	0	0				
0027 DU PAGE PCT 009	1158	251	79	0	172	0	0	0				
0028 DU PAGE PCT 010	1542	333	68	0	265	0	0	0				
0029 DU PAGE PCT 011	1447	336	84	0	252	0	0	0				
0030 DU PAGE PCT 012	1328	299	101	0	198	0	0	0				
0031 DU PAGE PCT 013	1665	322	79	0	243	0	0	0				
0032 DU PAGE PCT 014	1486	313	94	0	219	0	0	1				
0033 DU PAGE PCT 015	1295	298	94	0	204	0	0	0				
0034 DU PAGE PCT 016	1453	362	104	0	258	0	0	0				
0035 DU PAGE PCT 017	1671	304	85	0	219	0	0	0				
0036 DU PAGE PCT 018	1440	296	96	0	200	0	0	0				
0037 DU PAGE PCT 019	1556	299	84	0	215	0	0	0				
0038 DU PAGE PCT 020	1374	243	49	0	194	0	0	0				
0039 DU PAGE PCT 021	1569	306	93	0	213	0	0	0				
0040 DU PAGE PCT 022	1594	347	118	0	229	0	0	0				
0041 DU PAGE PCT 023	1891	307	81	0	226	0	0	0				
0042 DU PAGE PCT 024	1186	284	80	0	203	0	1	0				
0043 DU PAGE PCT 025	1328	290	75	0	215	0	0	0				
0044 DU PAGE PCT 026	1286	237	85	0	152	0	0	0				
0045 DU PAGE PCT 027	1761	338	64	0	274	0	0	0				
0046 DU PAGE PCT 028	1678	256	73	0	183	0	0	0				
0047 DU PAGE PCT 029	1536	257	63	0	194	0	0	0				
0048 DU PAGE PCT 030	1338	268	50	0	218	0	0	0				
0049 DU PAGE PCT 031	818	189	73	0	116	0	0	0				
0050 DU PAGE PCT 032	1765	340	125	0	207	0	8	0				
0051 DU PAGE PCT 033	1484	296	105	0	189	0	2	0				
0052 DU PAGE PCT 034	1015	380	171	2	200	0	7	0				
0053 DU PAGE PCT 035	1127	144	25	0	117	0	2	0				

	TOTAL	PERCENT		TOTAL	PERCENT
01 = REGISTERED VOTERS - TOTAL	431,906		05 = BALLOTS CAST - DEMOCRATIC	55,517	57.86
02 = BALLOTS CAST - TOTAL	95,945		06 = BALLOTS CAST - FEDERAL DEMOCRATIC	8	.01
03 = BALLOTS CAST - REPUBLICAN	39,625	41.30	07 = BALLOTS CAST - NONPARTISAN	790	.82
04 = BALLOTS CAST - FEDERAL REPUBLICAN	5	.01	08 = BALLOTS CAST - BLANK	26	

(CONTINUED FROM PREVIOUS PAGE)

	01	02	03	04	05	06	07	08
0054 DU PAGE PCT 036	1731	396	132	0	257	0	7	0
0055 DU PAGE PCT 037	1434	297	108	0	183	0	6	0
0056 FLORENCE PCT 001	606	138	71	0	67	0	0	0
0057 FRANKFORT PCT 001	1959	434	235	0	199	0	0	0
0058 FRANKFORT PCT 002	1548	382	200	0	179	0	3	0
0059 FRANKFORT PCT 003	1548	374	161	0	210	0	3	0
0060 FRANKFORT PCT 004	1364	252	111	0	141	0	0	0
0061 FRANKFORT PCT 005	2067	445	218	0	227	0	0	0
0062 FRANKFORT PCT 006	1312	301	162	0	139	0	0	0
0063 FRANKFORT PCT 007	1343	310	152	0	158	0	0	0
0064 FRANKFORT PCT 008	1679	320	146	0	174	0	0	0
0065 FRANKFORT PCT 009	1465	347	143	0	197	0	7	0
0066 FRANKFORT PCT 010	1426	350	137	0	213	0	0	1
0067 FRANKFORT PCT 011	1788	387	207	0	180	0	0	0
0068 FRANKFORT PCT 012	1272	366	164	0	202	0	0	0
0069 FRANKFORT PCT 013	1223	293	136	0	157	0	0	0
0070 FRANKFORT PCT 014	1443	338	136	0	198	0	4	0
0071 FRANKFORT PCT 015	1386	341	153	0	180	0	8	0
0072 FRANKFORT PCT 016	1590	401	182	0	211	0	8	0
0073 FRANKFORT PCT 017	1996	452	273	0	179	0	0	0
0074 FRANKFORT PCT 018	1341	380	220	0	157	0	3	0
0075 FRANKFORT PCT 019	1432	322	147	0	167	0	8	0
0076 FRANKFORT PCT 020	1505	363	198	0	161	0	4	0
0077 FRANKFORT PCT 021	1313	362	185	0	174	0	3	0
0078 FRANKFORT PCT 022	1350	426	212	0	214	0	0	1
0079 FRANKFORT PCT 023	1293	339	203	1	134	0	1	0
0080 FRANKFORT PCT 024	1404	388	128	0	259	0	1	0
0081 FRANKFORT PCT 025	1278	396	225	0	171	0	0	0
0082 FRANKFORT PCT 026	1386	376	215	0	160	0	1	0
0083 FRANKFORT PCT 027	1185	269	130	0	137	0	2	0
0084 FRANKFORT PCT 028	1527	394	184	0	210	0	0	0
0085 GREEN GARDEN PCT 001	1386	374	247	0	127	0	0	0
0086 GREEN GARDEN PCT 002	1484	341	204	0	137	0	0	0
0087 HOMER PCT 001	1312	331	184	0	146	1	0	0
0088 HOMER PCT 002	1580	433	249	0	184	0	0	0
0089 HOMER PCT 003	1325	325	150	0	175	0	0	1
0090 HOMER PCT 004	1491	412	238	0	174	0	0	0
0091 HOMER PCT 005	1183	316	183	0	133	0	0	0
0092 HOMER PCT 006	1399	337	180	0	157	0	0	0
0093 HOMER PCT 007	1436	319	153	0	166	0	0	0
0094 HOMER PCT 008	1360	306	158	0	148	0	0	0
0095 HOMER PCT 009	1183	306	148	0	157	1	0	0
0096 HOMER PCT 010	1623	371	174	0	197	0	0	0
0097 HOMER PCT 011	1464	327	159	0	167	1	0	1
0098 HOMER PCT 012	1566	384	225	0	159	0	0	0
0099 HOMER PCT 013	1429	303	145	0	158	0	0	0
0100 HOMER PCT 014	2181	445	192	0	253	0	0	0
0101 HOMER PCT 015	1748	404	168	0	236	0	0	0
0102 HOMER PCT 016	1321	300	142	0	158	0	0	0
0103 HOMER PCT 017	1583	373	241	0	132	0	0	0
0104 HOMER PCT 018	1790	343	146	0	197	0	0	0
0105 JACKSON PCT 001	1507	297	140	0	157	0	0	0
0106 JACKSON PCT 002	1389	306	150	0	156	0	0	0
0107 JOLIET PCT 001	1453	294	63	0	230	0	1	0

	TOTAL	PERCENT		TOTAL	PERCENT
01 = REGISTERED VOTERS - TOTAL	431,906		05 = BALLOTS CAST - DEMOCRATIC	55,517	57.86
02 = BALLOTS CAST - TOTAL	95,945		06 = BALLOTS CAST - FEDERAL DEMOCRATIC	8	.01
03 = BALLOTS CAST - REPUBLICAN	39,625	41.30	07 = BALLOTS CAST - NONPARTISAN	790	.82
04 = BALLOTS CAST - FEDERAL REPUBLICAN	5	.01	08 = BALLOTS CAST - BLANK	26	

(CONTINUED FROM PREVIOUS PAGE)

	01	02	03	04	05	06	07	08
0108 JOLIET PCT 002	1038	.262	.73	.0	.189	.0	.0	.0
0109 JOLIET PCT 003	955	.210	.59	.0	.151	.0	.0	.1
0110 JOLIET PCT 004	1317	.232	.88	.0	.144	.0	.0	.0
0111 JOLIET PCT 005	1093	.171	.9	.0	.162	.0	.0	.0
0112 JOLIET PCT 006	1302	.139	.5	.0	.134	.0	.0	.0
0113 JOLIET PCT 007	1154	.231	.29	.0	.202	.0	.0	.1
0114 JOLIET PCT 008	1225	.207	.68	.0	.139	.0	.0	.0
0115 JOLIET PCT 009	1351	.190	.51	.0	.139	.0	.0	.0
0116 JOLIET PCT 010	1204	.277	.84	.0	.193	.0	.0	.0
0117 JOLIET PCT 011	1287	.201	.57	.0	.144	.0	.0	.0
0118 JOLIET PCT 012	1405	.167	.32	.0	.135	.0	.0	.0
0119 JOLIET PCT 013	1264	.138	.10	.0	.128	.0	.0	.0
0120 JOLIET PCT 014	1399	.127	.9	.0	.118	.0	.0	.0
0121 JOLIET PCT 015	1317	.146	.37	.0	.109	.0	.0	.0
0122 JOLIET PCT 016	1330	.274	.37	.0	.237	.0	.0	.1
0123 JOLIET PCT 017	1353	.362	.118	.0	.244	.0	.0	.0
0124 JOLIET PCT 018	1318	.473	.188	.0	.285	.0	.0	.0
0125 JOLIET PCT 019	1233	.290	.94	.0	.196	.0	.0	.0
0126 JOLIET PCT 020	1304	.253	.62	.0	.191	.0	.0	.2
0127 JOLIET PCT 021	1450	.340	.120	.0	.220	.0	.0	.0
0128 JOLIET PCT 022	1410	.270	.71	.0	.199	.0	.0	.0
0129 JOLIET PCT 023	1567	.220	.38	.0	.182	.0	.0	.0
0130 JOLIET PCT 024	1209	.198	.53	.0	.145	.0	.0	.0
0131 JOLIET PCT 025	1346	.251	.84	.0	.167	.0	.0	.0
0132 JOLIET PCT 026	1169	.218	.52	.0	.166	.0	.0	.0
0133 JOLIET PCT 027	717	.95	.21	.0	.74	.0	.0	.0
0134 JOLIET PCT 028	1177	.153	.10	.0	.143	.0	.0	.1
0135 JOLIET PCT 029	1328	.213	.40	.0	.173	.0	.0	.0
0136 JOLIET PCT 030	1294	.216	.77	.0	.139	.0	.0	.0
0137 JOLIET PCT 031	1234	.194	.55	.0	.139	.0	.0	.0
0138 JOLIET PCT 032	1151	.194	.7	.0	.187	.0	.0	.0
0139 JOLIET PCT 033	1170	.201	.75	.0	.126	.0	.0	.0
0140 JOLIET PCT 034	1202	.247	.35	.0	.212	.0	.0	.0
0141 JOLIET PCT 035	1351	.312	.48	.0	.264	.0	.0	.0
0142 JOLIET PCT 036	1164	.215	.29	.0	.186	.0	.0	.0
0143 JOLIET PCT 037	1254	.273	.65	.0	.208	.0	.0	.0
0144 LOCKPORT PCT 001	1838	.738	.377	.0	.358	.0	.3	.0
0145 LOCKPORT PCT 002	1740	.349	.99	.0	.245	.0	.5	.0
0146 LOCKPORT PCT 003	1523	.295	.77	.0	.203	.0	.15	.0
0147 LOCKPORT PCT 004	1370	.229	.72	.0	.155	.0	.2	.0
0148 LOCKPORT PCT 005	1374	.351	.178	.0	.169	.0	.4	.1
0149 LOCKPORT PCT 006	1826	.266	.83	.0	.181	.0	.2	.0
0150 LOCKPORT PCT 007	1742	.291	.51	.0	.240	.0	.0	.0
0151 LOCKPORT PCT 008	1557	.253	.27	.1	.224	.0	.1	.0
0152 LOCKPORT PCT 009	2011	.575	.225	.0	.347	.0	.3	.1
0153 LOCKPORT PCT 010	1440	.349	.115	.0	.230	.0	.4	.0
0154 LOCKPORT PCT 011	1477	.355	.122	.0	.219	.0	.14	.0
0155 LOCKPORT PCT 012	1457	.318	.124	.0	.186	.0	.8	.0
0156 LOCKPORT PCT 013	1971	.772	.333	.0	.421	.0	.18	.0
0157 LOCKPORT PCT 014	1321	.281	.127	.0	.148	.0	.6	.0
0158 LOCKPORT PCT 015	1275	.253	.75	.0	.169	.0	.9	.0
0159 LOCKPORT PCT 016	1539	.376	.125	.0	.239	.0	.12	.0
0160 LOCKPORT PCT 017	1435	.463	.173	.0	.280	.0	.10	.0
0161 LOCKPORT PCT 018	1583	.316	.116	.0	.196	.0	.4	.0

	TOTAL	PERCENT		TOTAL	PERCENT
01 = REGISTERED VOTERS - TOTAL	431,906		05 = BALLOTS CAST - DEMOCRATIC	55,517	57.86
02 = BALLOTS CAST - TOTAL	95,945		06 = BALLOTS CAST - FEDERAL DEMOCRATIC	8	.01
03 = BALLOTS CAST - REPUBLICAN	39,625	41.30	07 = BALLOTS CAST - NONPARTISAN	790	.82
04 = BALLOTS CAST - FEDERAL REPUBLICAN	5	.01	08 = BALLOTS CAST - BLANK	26	

(CONTINUED FROM PREVIOUS PAGE)

	01	02	03	04	05	06	07	08
0162 LOCKPORT PCT 019	1319	.433	.163	.0	.260	.0	.10	.0
0163 LOCKPORT PCT 020	1318	.298	.128	.0	.166	.0	.04	.0
0164 LOCKPORT PCT 021	1466	.285	.090	.0	.189	.0	.06	.0
0165 LOCKPORT PCT 022	1218	.288	.095	.0	.187	.0	.06	.0
0166 LOCKPORT PCT 023	1064	.247	.086	.0	.149	.0	.12	.0
0167 LOCKPORT PCT 024	1037	.192	.09	.0	.183	.0	.0	.0
0168 MANHATTAN PCT 001	1536	.286	.130	.0	.156	.0	.0	.0
0169 MANHATTAN PCT 002	1599	.332	.170	.0	.162	.0	.0	.0
0170 MANHATTAN PCT 003	1941	.418	.220	.0	.198	.0	.0	.0
0171 MANHATTAN PCT 004	1457	.262	.116	.0	.146	.0	.0	.0
0172 MONEE PCT 001	1207	.233	.042	.0	.191	.0	.0	.0
0173 MONEE PCT 002	1368	.310	.016	.0	.294	.0	.0	.0
0174 MONEE PCT 003	1427	.332	.132	.0	.200	.0	.0	.0
0175 MONEE PCT 004	1466	.335	.120	.0	.215	.0	.0	.0
0176 MONEE PCT 005	1301	.266	.05	.0	.261	.0	.0	.0
0177 MONEE PCT 006	944	.205	.06	.0	.199	.0	.0	.1
0178 MONEE PCT 007	1260	.322	.08	.0	.314	.0	.0	.0
0179 MONEE PCT 008	1183	.257	.116	.0	.141	.0	.0	.0
0180 NEW LENOX PCT 001	1312	.222	.079	.0	.142	.0	.01	.0
0181 NEW LENOX PCT 002	1324	.345	.206	.0	.135	.0	.04	.0
0182 NEW LENOX PCT 003	1225	.241	.117	.0	.124	.0	.0	.0
0183 NEW LENOX PCT 004	1010	.306	.159	.0	.134	.0	.13	.0
0184 NEW LENOX PCT 005	1295	.391	.204	.0	.169	.0	.18	.0
0185 NEW LENOX PCT 006	1289	.308	.177	.0	.124	.0	.07	.0
0186 NEW LENOX PCT 007	1837	.429	.259	.0	.167	.0	.03	.0
0187 NEW LENOX PCT 008	1616	.413	.238	.0	.163	.0	.12	.0
0188 NEW LENOX PCT 009	1477	.410	.229	.0	.166	.0	.15	.0
0189 NEW LENOX PCT 010	1302	.430	.213	.0	.198	.0	.19	.1
0190 NEW LENOX PCT 011	1444	.435	.221	.0	.198	.0	.16	.1
0191 NEW LENOX PCT 012	1389	.303	.142	.0	.144	.0	.17	.0
0192 NEW LENOX PCT 013	1447	.332	.179	.0	.150	.0	.03	.0
0193 NEW LENOX PCT 014	1927	.545	.253	.0	.274	.0	.18	.0
0194 NEW LENOX PCT 015	1363	.361	.185	.0	.164	.0	.12	.0
0195 NEW LENOX PCT 016	1330	.428	.196	.0	.216	.0	.16	.0
0196 NEW LENOX PCT 017	1498	.368	.204	.0	.157	.0	.07	.0
0197 NEW LENOX PCT 018	1359	.329	.160	.0	.160	.0	.09	.0
0198 NEW LENOX PCT 019	1552	.401	.189	.0	.202	.0	.10	.0
0199 NEW LENOX PCT 020	2054	.533	.304	.0	.220	.0	.09	.0
0200 PEOTONE PCT 001	1470	.390	.265	.0	.125	.0	.0	.0
0201 PEOTONE PCT 002	1532	.306	.205	.0	.101	.0	.0	.0
0202 PLAINFIELD PCT 001	1568	.273	.106	.0	.167	.0	.0	.0
0203 PLAINFIELD PCT 002	1520	.274	.101	.0	.173	.0	.0	.0
0204 PLAINFIELD PCT 003	1330	.300	.160	.0	.139	.1	.0	.0
0205 PLAINFIELD PCT 004	778	.123	.021	.0	.102	.0	.0	.0
0206 PLAINFIELD PCT 005	1433	.207	.072	.0	.135	.0	.0	.0
0207 PLAINFIELD PCT 006	1435	.262	.086	.0	.176	.0	.0	.0
0208 PLAINFIELD PCT 007	1777	.247	.058	.0	.189	.0	.0	.0
0209 PLAINFIELD PCT 008	1512	.323	.135	.0	.188	.0	.0	.0
0210 PLAINFIELD PCT 009	1801	.343	.164	.0	.179	.0	.0	.0
0211 PLAINFIELD PCT 010	1321	.281	.153	.0	.128	.0	.0	.0
0212 PLAINFIELD PCT 011	781	.099	.019	.0	.080	.0	.0	.0
0213 PLAINFIELD PCT 012	1403	.266	.068	.0	.198	.0	.0	.0
0214 PLAINFIELD PCT 013	1720	.406	.190	.0	.216	.0	.0	.0
0215 PLAINFIELD PCT 014	1424	.283	.128	.0	.155	.0	.0	.0

	TOTAL	PERCENT		TOTAL	PERCENT
01 = REGISTERED VOTERS - TOTAL	431,906		05 = BALLOTS CAST - DEMOCRATIC	55,517	57.86
02 = BALLOTS CAST - TOTAL	95,945		06 = BALLOTS CAST - FEDERAL DEMOCRATIC	8	.01
03 = BALLOTS CAST - REPUBLICAN	39,625	41.30	07 = BALLOTS CAST - NONPARTISAN	790	.82
04 = BALLOTS CAST - FEDERAL REPUBLICAN	5	.01	08 = BALLOTS CAST - BLANK	26	

(CONTINUED FROM PREVIOUS PAGE)

	01	02	03	04	05	06	07	08
0216 PLAINFIELD PCT 015	1392	318	162	0	156	0	0	0
0217 PLAINFIELD PCT 016	1444	324	151	0	173	0	0	0
0218 PLAINFIELD PCT 017	1599	228	77	0	151	0	0	0
0219 PLAINFIELD PCT 018	1536	254	86	0	168	0	0	1
0220 PLAINFIELD PCT 019	1414	193	56	0	137	0	0	0
0221 PLAINFIELD PCT 020	1920	293	142	0	151	0	0	0
0222 PLAINFIELD PCT 021	1203	270	127	0	143	0	0	0
0223 PLAINFIELD PCT 022	2019	394	180	0	214	0	0	0
0224 PLAINFIELD PCT 023	1210	229	84	0	145	0	0	0
0225 PLAINFIELD PCT 024	1259	305	139	0	166	0	0	0
0226 PLAINFIELD PCT 025	1578	192	66	0	126	0	0	0
0227 PLAINFIELD PCT 026	1378	152	43	0	109	0	0	0
0228 PLAINFIELD PCT 027	1593	253	69	0	184	0	0	0
0229 PLAINFIELD PCT 028	1522	248	88	0	160	0	0	0
0230 PLAINFIELD PCT 029	1343	232	94	0	138	0	0	0
0231 PLAINFIELD PCT 030	1398	278	118	0	160	0	0	0
0232 PLAINFIELD PCT 031	1309	259	103	0	156	0	0	1
0233 PLAINFIELD PCT 032	1275	225	83	0	142	0	0	0
0234 PLAINFIELD PCT 033	1402	291	119	0	172	0	0	0
0235 PLAINFIELD PCT 034	1119	202	60	1	139	0	2	0
0236 PLAINFIELD PCT 035	1366	277	82	0	195	0	0	0
0237 REED PCT 001	1480	239	115	0	124	0	0	0
0238 REED PCT 002	1481	288	164	0	124	0	0	1
0239 REED PCT 003	1510	274	136	0	138	0	0	0
0240 TROY PCT 001	2153	273	76	0	197	0	0	0
0241 TROY PCT 002	1723	236	64	0	170	0	2	0
0242 TROY PCT 003	1286	296	158	0	138	0	0	0
0243 TROY PCT 004	1317	263	102	0	157	1	3	1
0244 TROY PCT 005	1223	303	112	0	190	0	1	1
0245 TROY PCT 006	920	204	54	0	149	0	1	0
0246 TROY PCT 007	1872	365	151	0	211	0	3	1
0247 TROY PCT 008	2147	451	175	0	275	0	1	0
0248 TROY PCT 009	1283	313	136	0	174	0	3	0
0249 TROY PCT 010	1466	348	169	0	173	0	6	0
0250 TROY PCT 011	1680	488	243	0	245	0	0	0
0251 TROY PCT 012	1450	357	149	0	208	0	0	0
0252 TROY PCT 013	2059	776	348	0	384	0	44	0
0253 TROY PCT 014	1433	430	200	0	206	0	24	0
0254 TROY PCT 015	1497	376	184	0	183	1	8	0
0255 TROY PCT 016	1506	362	107	0	255	0	0	0
0256 TROY PCT 017	1551	451	223	0	211	0	17	0
0257 TROY PCT 018	1233	259	76	0	179	0	4	0
0258 TROY PCT 019	1420	231	49	0	182	0	0	0
0259 TROY PCT 020	1610	547	241	0	253	0	53	0
0260 TROY PCT 021	1344	466	221	0	188	0	57	0
0261 TROY PCT 022	712	252	163	0	83	0	6	0
0262 WASHINGTON PCT 001	1377	311	166	0	145	0	0	0
0263 WASHINGTON PCT 002	1538	296	177	0	119	0	0	0
0264 WASHINGTON PCT 003	1273	260	153	0	107	0	0	0
0265 WESLEY PCT 001	1540	300	171	0	129	0	0	0
0266 WHEATLAND PCT 001	2023	1626	507	0	1114	0	5	0
0267 WHEATLAND PCT 002	1969	626	305	0	321	0	0	1
0268 WHEATLAND PCT 003	1716	277	146	0	131	0	0	0
0269 WHEATLAND PCT 004	2076	320	83	0	237	0	0	0

	TOTAL	PERCENT		TOTAL	PERCENT
01 = REGISTERED VOTERS - TOTAL	431,906		05 = BALLOTS CAST - DEMOCRATIC	55,517	57.86
02 = BALLOTS CAST - TOTAL	95,945		06 = BALLOTS CAST - FEDERAL DEMOCRATIC	8	.01
03 = BALLOTS CAST - REPUBLICAN	39,625	41.30	07 = BALLOTS CAST - NONPARTISAN	790	.82
04 = BALLOTS CAST - FEDERAL REPUBLICAN	5	.01	08 = BALLOTS CAST - BLANK	26	

(CONTINUED FROM PREVIOUS PAGE)

	01	02	03	04	05	06	07	08
0270 WHEATLAND PCT 005	1765	.340	.173	.0	.165	.0	.2	.0
0271 WHEATLAND PCT 006	1337	.408	.227	.0	.178	.0	.3	.0
0272 WHEATLAND PCT 007	1412	.358	.198	.0	.160	.0	.0	.0
0273 WHEATLAND PCT 008	1440	.360	.188	.0	.171	.0	.1	.0
0274 WHEATLAND PCT 009	1701	.536	.283	.0	.253	.0	.0	.0
0275 WHEATLAND PCT 010	1457	.342	.175	.0	.166	.0	.1	.0
0276 WHEATLAND PCT 011	2074	.287	.108	.0	.179	.0	.0	.0
0277 WHEATLAND PCT 012	1523	.229	.88	.0	.141	.0	.0	.0
0278 WHEATLAND PCT 013	1328	.359	.175	.0	.180	.0	.4	.0
0279 WHEATLAND PCT 014	1570	.381	.181	.0	.199	.0	.1	.0
0280 WHEATLAND PCT 015	1497	.270	.115	.0	.155	.0	.0	.0
0281 WHEATLAND PCT 016	1686	.386	.189	.0	.191	.0	.6	.0
0282 WHEATLAND PCT 017	1571	.336	.126	.0	.209	.0	.1	.0
0283 WHEATLAND PCT 018	1555	.359	.193	.0	.164	.0	.2	.0
0284 WHEATLAND PCT 019	1316	.296	.92	.0	.204	.0	.0	.0
0285 WHEATLAND PCT 020	1318	.276	.161	.0	.115	.0	.0	.0
0286 WHEATLAND PCT 021	1269	.312	.136	.0	.176	.0	.0	.0
0287 WHEATLAND PCT 022	1632	.269	.96	.0	.173	.0	.0	.0
0288 WHEATLAND PCT 023	1794	.282	.96	.0	.186	.0	.0	.0
0289 WHEATLAND PCT 024	1375	.227	.104	.0	.122	.1	.0	.1
0290 WHEATLAND PCT 025	1660	.314	.122	.0	.192	.0	.0	.0
0291 WHEATLAND PCT 026	2020	.481	.282	.0	.190	.0	.9	.0
0292 WHEATLAND PCT 027	1932	.354	.92	.0	.262	.0	.0	.1
0293 WHEATLAND PCT 028	1789	.339	.162	.0	.173	.0	.4	.0
0294 WHEATLAND PCT 029	1754	.367	.156	.0	.211	.0	.0	.0
0295 WHEATLAND PCT 030	1623	.313	.149	.0	.164	.0	.0	.0
0296 WILL PCT 001	1195	.254	.190	.0	.64	.0	.0	.0
0297 WILMINGTON PCT 001	1356	.273	.142	.0	.131	.0	.0	.0
0298 WILMINGTON PCT 002	1277	.254	.153	.0	.101	.0	.0	.0
0299 WILMINGTON PCT 003	1396	.250	.136	.0	.114	.0	.0	.0
0300 WILTON PCT 001	616	.286	.183	.0	.71	.0	.32	.0

	VOTES	PERCENT		VOTES	PERCENT
GOVERNOR AND LIEUTENANT GOVERNOR					
Vote for not more than 1					
01 = Pritzker / Stratton	26,292	47.77	04 = Daiber / Todd	372	.68
02 = Kennedy / Joy	13,686	24.87	05 = Hardiman / Avery	678	1.23
03 = Biss / Wallace	13,576	24.67	06 = Marshall / Cole	434	.79

	01	02	03	04	05	06
0001 CHANNAHON PCT 001	73	32	43	3	2	1
0002 CHANNAHON PCT 002	79	62	51	4	2	3
0003 CHANNAHON PCT 003	96	34	41	3	1	3
0004 CHANNAHON PCT 004	75	44	39	5	0	0
0005 CHANNAHON PCT 005	68	35	28	1	1	2
0006 CRETE PCT 001	165	49	48	0	9	2
0007 CRETE PCT 002	83	35	34	0	3	3
0008 CRETE PCT 003	82	33	46	0	3	0
0009 CRETE PCT 004	152	65	30	0	6	1
0010 CRETE PCT 005	162	70	38	0	8	2
0011 CRETE PCT 006	139	55	31	2	4	1
0012 CRETE PCT 007	193	71	43	1	9	2
0013 CRETE PCT 008	121	52	38	0	6	3
0014 CRETE PCT 009	70	36	40	1	0	0
0015 CRETE PCT 010	58	32	28	0	0	0
0016 CRETE PCT 011	57	23	28	0	1	3
0017 CRETE PCT 012	94	37	29	2	1	1
0018 CUSTER PCT 001	56	30	23	0	2	1
0019 DU PAGE PCT 001	74	73	91	3	0	2
0020 DU PAGE PCT 002	57	79	58	0	1	0
0021 DU PAGE PCT 003	69	64	70	1	0	0
0022 DU PAGE PCT 004	51	35	50	2	2	0
0023 DU PAGE PCT 005	97	47	43	0	4	1
0024 DU PAGE PCT 006	123	56	48	2	2	1
0025 DU PAGE PCT 007	56	70	55	1	4	0
0026 DU PAGE PCT 008	137	57	48	0	2	2
0027 DU PAGE PCT 009	93	36	37	0	4	2
0028 DU PAGE PCT 010	123	67	72	0	2	1
0029 DU PAGE PCT 011	141	49	52	1	6	1
0030 DU PAGE PCT 012	104	53	33	2	4	1
0031 DU PAGE PCT 013	143	50	41	2	2	4
0032 DU PAGE PCT 014	118	49	43	2	5	0
0033 DU PAGE PCT 015	100	55	45	0	1	3
0034 DU PAGE PCT 016	157	45	54	1	0	1
0035 DU PAGE PCT 017	120	45	46	1	4	2
0036 DU PAGE PCT 018	99	50	42	0	2	5
0037 DU PAGE PCT 019	112	47	49	0	1	4
0038 DU PAGE PCT 020	102	42	43	0	4	2
0039 DU PAGE PCT 021	111	43	49	1	3	3
0040 DU PAGE PCT 022	109	67	48	1	1	2
0041 DU PAGE PCT 023	119	56	44	1	4	1
0042 DU PAGE PCT 024	108	42	51	0	2	0
0043 DU PAGE PCT 025	104	46	47	1	7	5
0044 DU PAGE PCT 026	78	32	38	1	3	0
0045 DU PAGE PCT 027	167	46	53	1	5	1
0046 DU PAGE PCT 028	103	42	33	1	2	2
0047 DU PAGE PCT 029	97	40	52	1	3	1
0048 DU PAGE PCT 030	127	39	36	1	9	1
0049 DU PAGE PCT 031	66	25	20	0	2	1
0050 DU PAGE PCT 032	104	41	51	3	3	2
0051 DU PAGE PCT 033	94	39	49	3	3	0
0052 DU PAGE PCT 034	87	71	37	1	1	0

**For City of Aurora's ballots cast
and precinct breakdown – refer to
that section of this book**

	VOTES	PERCENT		VOTES	PERCENT
GOVERNOR AND LIEUTENANT GOVERNOR					
Vote for not more than 1					
01 = Pritzker / Stratton	26,292	47.77	04 = Daiber / Todd	372	.68
02 = Kennedy / Joy	13,686	24.87	05 = Hardiman / Avery	678	1.23
03 = Biss / Wallace	13,576	24.67	06 = Marshall / Cole	434	.79

(CONTINUED FROM PREVIOUS PAGE)

	01	02	03	04	05	06
0053 DU PAGE PCT 035	58	26	23	2	5	1
0054 DU PAGE PCT 036	120	59	68	2	2	2
0055 DU PAGE PCT 037	86	45	45	1	3	2
0056 FLORENCE PCT 001	29	22	13	2	0	0
0057 FRANKFORT PCT 001	78	62	57	0	0	2
0058 FRANKFORT PCT 002	71	70	36	0	2	0
0059 FRANKFORT PCT 003	87	56	59	2	4	0
0060 FRANKFORT PCT 004	59	42	38	0	1	1
0061 FRANKFORT PCT 005	96	61	64	4	0	1
0062 FRANKFORT PCT 006	56	50	32	0	0	1
0063 FRANKFORT PCT 007	71	46	36	1	3	1
0064 FRANKFORT PCT 008	85	41	45	1	1	0
0065 FRANKFORT PCT 009	90	55	51	0	0	1
0066 FRANKFORT PCT 010	106	60	44	0	1	1
0067 FRANKFORT PCT 011	71	56	49	2	1	0
0068 FRANKFORT PCT 012	90	52	59	1	0	0
0069 FRANKFORT PCT 013	57	49	50	0	0	0
0070 FRANKFORT PCT 014	94	43	58	0	2	1
0071 FRANKFORT PCT 015	91	42	44	2	1	0
0072 FRANKFORT PCT 016	85	80	40	1	2	2
0073 FRANKFORT PCT 017	75	55	43	0	3	2
0074 FRANKFORT PCT 018	54	45	56	1	0	1
0075 FRANKFORT PCT 019	67	34	57	1	1	0
0076 FRANKFORT PCT 020	68	43	46	2	1	1
0077 FRANKFORT PCT 021	72	47	55	0	0	0
0078 FRANKFORT PCT 022	96	65	49	0	1	0
0079 FRANKFORT PCT 023	55	52	26	1	0	0
0080 FRANKFORT PCT 024	133	56	58	3	4	1
0081 FRANKFORT PCT 025	60	64	45	1	0	0
0082 FRANKFORT PCT 026	72	42	40	0	1	4
0083 FRANKFORT PCT 027	65	34	36	0	1	1
0084 FRANKFORT PCT 028	111	55	39	1	3	1
0085 GREEN GARDEN PCT 001	59	39	23	3	3	0
0086 GREEN GARDEN PCT 002	63	40	31	2	1	0
0087 HOMER PCT 001	66	40	36	0	1	0
0088 HOMER PCT 002	69	55	52	2	0	1
0089 HOMER PCT 003	75	46	47	1	2	3
0090 HOMER PCT 004	76	55	40	1	1	1
0091 HOMER PCT 005	59	36	32	1	1	3
0092 HOMER PCT 006	74	49	32	1	0	1
0093 HOMER PCT 007	69	46	45	2	1	3
0094 HOMER PCT 008	69	40	36	0	0	1
0095 HOMER PCT 009	72	42	41	1	0	1
0096 HOMER PCT 010	86	57	48	0	1	3
0097 HOMER PCT 011	65	40	55	4	1	0
0098 HOMER PCT 012	57	51	43	3	0	2
0099 HOMER PCT 013	70	39	43	1	1	1
0100 HOMER PCT 014	106	60	73	3	3	3
0101 HOMER PCT 015	88	76	59	3	1	4
0102 HOMER PCT 016	71	40	41	2	3	0
0103 HOMER PCT 017	53	43	29	2	0	1
0104 HOMER PCT 018	65	65	61	0	1	1
0105 JACKSON PCT 001	88	33	31	1	0	3

	VOTES	PERCENT		VOTES	PERCENT
GOVERNOR AND LIEUTENANT GOVERNOR					
Vote for not more than 1					
01 = Pritzker / Stratton	26,292	47.77	04 = Daiber / Todd	372	.68
02 = Kennedy / Joy	13,686	24.87	05 = Hardiman / Avery	678	1.23
03 = Biss / Wallace	13,576	24.67	06 = Marshall / Cole	434	.79

(CONTINUED FROM PREVIOUS PAGE)

	01	02	03	04	05	06
0106 JACKSON PCT 002	69	39	45	0	0	1
0107 JOLIET PCT 001	126	58	36	1	4	2
0108 JOLIET PCT 002	74	58	36	1	7	2
0109 JOLIET PCT 003	67	42	38	1	2	0
0110 JOLIET PCT 004	86	21	30	1	2	3
0111 JOLIET PCT 005	105	31	16	0	2	4
0112 JOLIET PCT 006	86	23	14	1	4	4
0113 JOLIET PCT 007	140	36	18	1	2	3
0114 JOLIET PCT 008	96	21	19	0	2	1
0115 JOLIET PCT 009	69	32	34	0	4	0
0116 JOLIET PCT 010	84	48	53	0	1	2
0117 JOLIET PCT 011	68	29	45	0	0	2
0118 JOLIET PCT 012	65	29	27	2	8	3
0119 JOLIET PCT 013	75	23	21	1	4	2
0120 JOLIET PCT 014	63	25	24	1	2	2
0121 JOLIET PCT 015	60	23	18	1	5	2
0122 JOLIET PCT 016	169	26	35	0	3	3
0123 JOLIET PCT 017	125	58	58	0	0	1
0124 JOLIET PCT 018	114	82	78	2	2	1
0125 JOLIET PCT 019	88	49	55	1	1	2
0126 JOLIET PCT 020	102	50	27	2	4	3
0127 JOLIET PCT 021	96	59	55	1	2	3
0128 JOLIET PCT 022	91	41	59	2	2	3
0129 JOLIET PCT 023	101	42	24	2	4	6
0130 JOLIET PCT 024	78	34	25	1	1	4
0131 JOLIET PCT 025	88	36	35	2	3	3
0132 JOLIET PCT 026	74	44	42	2	3	1
0133 JOLIET PCT 027	35	19	13	1	3	2
0134 JOLIET PCT 028	100	25	14	1	1	0
0135 JOLIET PCT 029	96	36	30	3	4	3
0136 JOLIET PCT 030	66	20	48	2	2	1
0137 JOLIET PCT 031	64	21	48	0	3	1
0138 JOLIET PCT 032	121	30	21	1	6	5
0139 JOLIET PCT 033	73	27	22	3	1	0
0140 JOLIET PCT 034	128	44	26	0	8	5
0141 JOLIET PCT 035	154	64	33	2	7	3
0142 JOLIET PCT 036	120	35	21	1	4	5
0143 JOLIET PCT 037	111	43	42	1	9	0
0144 LOCKPORT PCT 001	140	128	78	5	2	2
0145 LOCKPORT PCT 002	121	45	62	1	13	0
0146 LOCKPORT PCT 003	102	37	52	2	6	2
0147 LOCKPORT PCT 004	70	34	40	0	6	2
0148 LOCKPORT PCT 005	75	36	50	2	0	1
0149 LOCKPORT PCT 006	86	42	41	2	5	2
0150 LOCKPORT PCT 007	117	48	69	2	3	1
0151 LOCKPORT PCT 008	118	47	46	0	6	4
0152 LOCKPORT PCT 009	142	126	67	2	6	1
0153 LOCKPORT PCT 010	100	53	65	2	1	1
0154 LOCKPORT PCT 011	87	69	53	2	1	3
0155 LOCKPORT PCT 012	77	48	48	4	1	4
0156 LOCKPORT PCT 013	183	139	84	2	4	3
0157 LOCKPORT PCT 014	65	37	42	0	3	0
0158 LOCKPORT PCT 015	81	45	35	2	4	1

	VOTES	PERCENT		VOTES	PERCENT
GOVERNOR AND LIEUTENANT GOVERNOR					
Vote for not more than 1					
01 = Pritzker / Stratton	26,292	47.77	04 = Daiber / Todd	372	.68
02 = Kennedy / Joy	13,686	24.87	05 = Hardiman / Avery	678	1.23
03 = Biss / Wallace	13,576	24.67	06 = Marshall / Cole	434	.79

(CONTINUED FROM PREVIOUS PAGE)

	01	02	03	04	05	06
0159 LOCKPORT PCT 016	93	59	78	1	0	6
0160 LOCKPORT PCT 017	107	71	80	3	2	3
0161 LOCKPORT PCT 018	87	39	61	3	3	1
0162 LOCKPORT PCT 019	100	77	70	4	0	4
0163 LOCKPORT PCT 020	75	39	43	2	1	5
0164 LOCKPORT PCT 021	92	48	37	1	5	2
0165 LOCKPORT PCT 022	89	49	37	2	5	0
0166 LOCKPORT PCT 023	73	34	35	2	1	2
0167 LOCKPORT PCT 024	105	38	20	1	6	9
0168 MANHATTAN PCT 001	72	38	36	3	0	4
0169 MANHATTAN PCT 002	68	38	51	1	0	1
0170 MANHATTAN PCT 003	92	36	65	2	1	1
0171 MANHATTAN PCT 004	68	34	37	1	4	1
0172 MONEE PCT 001	108	45	29	3	4	1
0173 MONEE PCT 002	176	61	48	1	4	3
0174 MONEE PCT 003	130	34	30	0	4	1
0175 MONEE PCT 004	117	49	41	2	4	1
0176 MONEE PCT 005	153	54	32	2	10	8
0177 MONEE PCT 006	133	38	16	1	7	2
0178 MONEE PCT 007	218	51	31	0	9	2
0179 MONEE PCT 008	68	24	46	0	2	0
0180 NEW LENOX PCT 001	65	34	39	0	2	1
0181 NEW LENOX PCT 002	56	42	31	3	1	1
0182 NEW LENOX PCT 003	56	28	39	0	0	1
0183 NEW LENOX PCT 004	54	39	36	1	2	1
0184 NEW LENOX PCT 005	68	39	59	0	1	0
0185 NEW LENOX PCT 006	69	33	20	1	0	0
0186 NEW LENOX PCT 007	76	42	49	0	0	0
0187 NEW LENOX PCT 008	69	52	39	1	0	1
0188 NEW LENOX PCT 009	81	36	44	0	1	1
0189 NEW LENOX PCT 010	92	66	34	2	1	1
0190 NEW LENOX PCT 011	87	41	65	2	0	0
0191 NEW LENOX PCT 012	56	40	47	0	0	0
0192 NEW LENOX PCT 013	66	40	41	2	0	0
0193 NEW LENOX PCT 014	146	46	76	2	0	0
0194 NEW LENOX PCT 015	79	36	47	0	0	1
0195 NEW LENOX PCT 016	91	55	66	0	2	2
0196 NEW LENOX PCT 017	61	54	39	1	0	2
0197 NEW LENOX PCT 018	74	37	40	1	1	4
0198 NEW LENOX PCT 019	84	56	56	1	1	2
0199 NEW LENOX PCT 020	109	61	44	3	1	0
0200 PEOTONE PCT 001	46	36	40	0	1	2
0201 PEOTONE PCT 002	51	29	19	1	1	0
0202 PLAINFIELD PCT 001	74	29	55	6	0	1
0203 PLAINFIELD PCT 002	73	45	50	1	1	3
0204 PLAINFIELD PCT 003	60	34	40	1	1	1
0205 PLAINFIELD PCT 004	60	21	16	1	3	1
0206 PLAINFIELD PCT 005	67	31	31	1	4	1
0207 PLAINFIELD PCT 006	83	31	58	0	2	1
0208 PLAINFIELD PCT 007	103	41	40	3	0	0
0209 PLAINFIELD PCT 008	86	40	55	6	0	1
0210 PLAINFIELD PCT 009	76	41	59	2	0	1
0211 PLAINFIELD PCT 010	51	30	43	1	3	0

	VOTES	PERCENT		VOTES	PERCENT
GOVERNOR AND LIEUTENANT GOVERNOR					
Vote for not more than 1					
01 = Pritzker / Stratton	26,292	47.77	04 = Daiber / Todd	372	.68
02 = Kennedy / Joy	13,686	24.87	05 = Hardiman / Avery	678	1.23
03 = Biss / Wallace	13,576	24.67	06 = Marshall / Cole	434	.79

(CONTINUED FROM PREVIOUS PAGE)

	01	02	03	04	05	06
0212 PLAINFIELD PCT 011	45	24	9	2	0	0
0213 PLAINFIELD PCT 012	76	63	49	1	7	2
0214 PLAINFIELD PCT 013	110	47	55	1	2	1
0215 PLAINFIELD PCT 014	58	49	41	3	1	1
0216 PLAINFIELD PCT 015	63	42	46	3	2	0
0217 PLAINFIELD PCT 016	75	52	45	0	1	0
0218 PLAINFIELD PCT 017	81	30	36	1	0	2
0219 PLAINFIELD PCT 018	73	44	35	1	10	2
0220 PLAINFIELD PCT 019	69	30	34	0	2	1
0221 PLAINFIELD PCT 020	73	32	39	2	3	2
0222 PLAINFIELD PCT 021	75	27	37	2	0	1
0223 PLAINFIELD PCT 022	89	52	64	2	1	3
0224 PLAINFIELD PCT 023	63	36	42	3	0	1
0225 PLAINFIELD PCT 024	66	57	42	0	1	0
0226 PLAINFIELD PCT 025	64	23	33	0	6	0
0227 PLAINFIELD PCT 026	59	25	20	2	1	1
0228 PLAINFIELD PCT 027	78	43	58	1	3	0
0229 PLAINFIELD PCT 028	77	34	46	1	0	1
0230 PLAINFIELD PCT 029	65	30	37	2	2	1
0231 PLAINFIELD PCT 030	77	42	37	1	1	1
0232 PLAINFIELD PCT 031	77	29	47	1	0	1
0233 PLAINFIELD PCT 032	79	27	28	3	1	2
0234 PLAINFIELD PCT 033	82	44	41	2	1	2
0235 PLAINFIELD PCT 034	62	30	43	1	1	1
0236 PLAINFIELD PCT 035	87	38	64	2	1	1
0237 REED PCT 001	66	25	31	0	1	1
0238 REED PCT 002	58	35	26	1	2	2
0239 REED PCT 003	55	25	55	0	1	1
0240 TROY PCT 001	111	25	54	2	4	1
0241 TROY PCT 002	77	41	45	0	5	0
0242 TROY PCT 003	55	34	47	2	0	0
0243 TROY PCT 004	81	40	34	1	0	1
0244 TROY PCT 005	86	58	40	2	1	0
0245 TROY PCT 006	66	43	32	2	2	1
0246 TROY PCT 007	118	36	46	1	5	1
0247 TROY PCT 008	153	57	49	3	5	2
0248 TROY PCT 009	90	36	42	2	4	0
0249 TROY PCT 010	81	50	35	0	1	4
0250 TROY PCT 011	89	85	62	2	1	2
0251 TROY PCT 012	96	52	54	3	1	1
0252 TROY PCT 013	170	118	81	3	3	3
0253 TROY PCT 014	102	49	48	5	1	0
0254 TROY PCT 015	87	49	44	1	1	0
0255 TROY PCT 016	121	81	43	3	2	3
0256 TROY PCT 017	91	54	59	1	2	2
0257 TROY PCT 018	99	35	38	2	4	0
0258 TROY PCT 019	95	25	49	3	7	0
0259 TROY PCT 020	125	66	52	1	1	2
0260 TROY PCT 021	100	37	41	0	1	4
0261 TROY PCT 022	27	19	32	1	2	0
0262 WASHINGTON PCT 001	73	26	38	3	1	2
0263 WASHINGTON PCT 002	63	30	25	0	0	1
0264 WASHINGTON PCT 003	51	19	31	3	1	0

	VOTES	PERCENT		VOTES	PERCENT
GOVERNOR AND LIEUTENANT GOVERNOR					
Vote for not more than 1					
01 = Pritzker / Stratton	26,292	47.77	04 = Daiber / Todd	372	.68
02 = Kennedy / Joy	13,686	24.87	05 = Hardiman / Avery	678	1.23
03 = Biss / Wallace	13,576	24.67	06 = Marshall / Cole	434	.79

(CONTINUED FROM PREVIOUS PAGE)

	01	02	03	04	05	06
0265 WESLEY PCT 001	55	25	40	3	1	3
0266 WHEATLAND PCT 001	438	268	389	3	5	5
0267 WHEATLAND PCT 002	128	113	73	0	2	1
0268 WHEATLAND PCT 003	42	49	34	0	4	0
0269 WHEATLAND PCT 004	93	52	86	0	4	2
0270 WHEATLAND PCT 005	43	56	66	0	0	0
0271 WHEATLAND PCT 006	79	35	57	3	0	2
0272 WHEATLAND PCT 007	78	41	38	0	2	1
0273 WHEATLAND PCT 008	65	54	50	1	0	0
0274 WHEATLAND PCT 009	100	70	78	1	2	0
0275 WHEATLAND PCT 010	51	51	62	0	1	0
0276 WHEATLAND PCT 011	81	48	47	1	2	0
0277 WHEATLAND PCT 012	62	32	42	0	1	2
0278 WHEATLAND PCT 013	83	37	58	1	0	0
0279 WHEATLAND PCT 014	69	48	72	1	2	1
0280 WHEATLAND PCT 015	69	34	51	0	1	0
0281 WHEATLAND PCT 016	71	52	61	0	4	1
0282 WHEATLAND PCT 017	81	57	68	0	0	3
0283 WHEATLAND PCT 018	61	42	57	0	2	0
0284 WHEATLAND PCT 019	114	51	36	0	2	0
0285 WHEATLAND PCT 020	54	29	28	1	2	0
0286 WHEATLAND PCT 021	64	52	57	1	2	0
0287 WHEATLAND PCT 022	76	41	50	2	1	3
0288 WHEATLAND PCT 023	75	38	71	0	1	0
0289 WHEATLAND PCT 024	45	42	31	0	3	1
0290 WHEATLAND PCT 025	73	44	68	0	6	1
0291 WHEATLAND PCT 026	82	53	48	2	1	2
0292 WHEATLAND PCT 027	146	42	66	0	7	1
0293 WHEATLAND PCT 028	60	43	67	0	2	1
0294 WHEATLAND PCT 029	80	41	87	0	2	0
0295 WHEATLAND PCT 030	65	39	59	0	1	0
0296 WILL PCT 001	28	17	19	0	0	0
0297 WILMINGTON PCT 001	60	30	37	0	2	2
0298 WILMINGTON PCT 002	55	22	23	0	0	0
0299 WILMINGTON PCT 003	62	23	24	0	2	1
0300 WILTON PCT 001	30	23	13	1	1	0

	VOTES	PERCENT		VOTES	PERCENT
ATTORNEY GENERAL					
Vote for not more than 1					
01 = Pat Quinn	14,169	26.13	05 = Kwame Raoul	17,518	32.31
02 = Renato Mariotti	2,174	4.01	06 = Jesse Ruiz	2,870	5.29
03 = Scott Drury	4,989	9.20	07 = Sharon Fairley	5,310	9.79
04 = Nancy Rotering	6,094	11.24	08 = Aaron Goldstein	1,094	2.02

	01	02	03	04	05	06	07	08
0001 CHANNAHON PCT 001	39	5	14	22	44	5	14	4
0002 CHANNAHON PCT 002	61	15	21	27	39	10	19	7
0003 CHANNAHON PCT 003	42	4	24	20	62	8	15	2
0004 CHANNAHON PCT 004	48	4	18	23	49	6	7	4
0005 CHANNAHON PCT 005	44	9	13	15	27	8	10	6
0006 CRETE PCT 001	56	0	12	18	144	15	23	3
0007 CRETE PCT 002	42	3	9	22	63	6	6	3
0008 CRETE PCT 003	35	7	13	13	69	10	11	5
0009 CRETE PCT 004	57	4	12	22	116	8	25	9
0010 CRETE PCT 005	62	5	14	22	140	6	24	4
0011 CRETE PCT 006	57	3	14	19	100	10	25	3
0012 CRETE PCT 007	65	6	21	22	160	8	30	5
0013 CRETE PCT 008	53	8	20	20	86	14	16	3
0014 CRETE PCT 009	44	1	11	12	50	7	14	5
0015 CRETE PCT 010	32	2	13	20	33	6	10	1
0016 CRETE PCT 011	27	8	9	16	28	8	12	3
0017 CRETE PCT 012	37	4	15	13	59	8	22	6
0018 CUSTER PCT 001	35	3	18	20	20	10	2	3
0019 DU PAGE PCT 001	52	12	24	28	54	11	48	6
0020 DU PAGE PCT 002	33	20	14	32	37	4	47	5
0021 DU PAGE PCT 003	39	14	14	34	34	5	52	8
0022 DU PAGE PCT 004	23	10	13	17	42	9	23	3
0023 DU PAGE PCT 005	46	8	12	16	61	10	33	4
0024 DU PAGE PCT 006	61	11	17	23	85	6	20	6
0025 DU PAGE PCT 007	40	12	23	29	37	1	39	3
0026 DU PAGE PCT 008	63	6	10	24	109	10	20	2
0027 DU PAGE PCT 009	36	5	5	14	83	11	13	2
0028 DU PAGE PCT 010	59	5	15	18	123	14	26	3
0029 DU PAGE PCT 011	63	4	12	20	109	11	21	6
0030 DU PAGE PCT 012	57	7	12	21	68	7	21	2
0031 DU PAGE PCT 013	39	7	14	36	99	14	23	2
0032 DU PAGE PCT 014	52	6	6	19	103	9	19	3
0033 DU PAGE PCT 015	51	7	10	22	82	12	16	1
0034 DU PAGE PCT 016	64	8	18	44	79	17	21	4
0035 DU PAGE PCT 017	61	4	13	9	93	18	14	4
0036 DU PAGE PCT 018	46	10	10	17	76	18	17	0
0037 DU PAGE PCT 019	68	9	14	15	78	9	14	5
0038 DU PAGE PCT 020	50	4	11	26	78	10	9	5
0039 DU PAGE PCT 021	55	3	16	23	73	14	16	9
0040 DU PAGE PCT 022	49	6	17	27	82	14	25	6
0041 DU PAGE PCT 023	62	7	16	16	94	11	14	3
0042 DU PAGE PCT 024	45	7	10	29	84	4	17	5
0043 DU PAGE PCT 025	55	4	11	18	80	19	19	3
0044 DU PAGE PCT 026	37	9	7	22	48	10	14	2
0045 DU PAGE PCT 027	71	4	19	27	115	6	24	7
0046 DU PAGE PCT 028	46	5	7	21	77	17	5	3
0047 DU PAGE PCT 029	56	8	8	9	73	9	27	4
0048 DU PAGE PCT 030	66	6	9	13	103	6	9	3
0049 DU PAGE PCT 031	28	2	6	9	51	10	8	1
0050 DU PAGE PCT 032	49	4	25	27	57	25	15	2
0051 DU PAGE PCT 033	49	4	22	30	50	16	12	3
0052 DU PAGE PCT 034	31	5	22	33	52	4	45	4

**For City of Aurora's ballots cast
and precinct breakdown
refer to that section of this book**

	VOTES	PERCENT		VOTES	PERCENT
ATTORNEY GENERAL					
Vote for not more than 1					
01 = Pat Quinn	14,169	26.13	05 = Kwame Raoul	17,518	32.31
02 = Renato Mariotti	2,174	4.01	06 = Jesse Ruiz	2,870	5.29
03 = Scott Drury	4,989	9.20	07 = Sharon Fairley	5,310	9.79
04 = Nancy Rotering	6,094	11.24	08 = Aaron Goldstein	1,094	2.02

(CONTINUED FROM PREVIOUS PAGE)	01	02	03	04	05	06	07	08
0053 DU PAGE PCT 035	26	1	4	11	55	5	10	2
0054 DU PAGE PCT 036	76	8	28	26	62	28	13	5
0055 DU PAGE PCT 037	62	10	21	23	33	15	13	1
0056 FLORENCE PCT 001	10	0	16	9	20	1	6	2
0057 FRANKFORT PCT 001	54	15	25	29	37	10	17	7
0058 FRANKFORT PCT 002	41	5	27	27	42	3	25	3
0059 FRANKFORT PCT 003	61	9	17	34	53	7	24	3
0060 FRANKFORT PCT 004	46	7	15	11	36	5	18	1
0061 FRANKFORT PCT 005	66	4	35	24	58	9	22	5
0062 FRANKFORT PCT 006	42	1	9	27	32	4	19	3
0063 FRANKFORT PCT 007	37	8	23	16	34	9	23	5
0064 FRANKFORT PCT 008	52	12	16	22	50	4	14	2
0065 FRANKFORT PCT 009	63	8	17	34	39	8	19	7
0066 FRANKFORT PCT 010	56	6	25	33	44	16	23	6
0067 FRANKFORT PCT 011	49	8	16	15	49	9	24	6
0068 FRANKFORT PCT 012	52	8	25	31	44	7	25	5
0069 FRANKFORT PCT 013	44	14	15	27	37	6	12	1
0070 FRANKFORT PCT 014	46	4	26	22	60	8	18	11
0071 FRANKFORT PCT 015	56	8	18	24	42	11	14	7
0072 FRANKFORT PCT 016	48	7	23	17	66	15	30	2
0073 FRANKFORT PCT 017	39	11	22	20	33	7	39	3
0074 FRANKFORT PCT 018	31	9	19	20	33	2	30	9
0075 FRANKFORT PCT 019	45	5	14	22	52	3	12	5
0076 FRANKFORT PCT 020	47	2	22	21	41	8	13	4
0077 FRANKFORT PCT 021	54	9	22	29	30	3	19	5
0078 FRANKFORT PCT 022	55	7	24	25	51	5	33	9
0079 FRANKFORT PCT 023	29	9	13	18	34	4	22	2
0080 FRANKFORT PCT 024	57	9	17	21	112	12	23	3
0081 FRANKFORT PCT 025	39	14	18	24	38	3	25	5
0082 FRANKFORT PCT 026	33	6	15	12	57	5	24	4
0083 FRANKFORT PCT 027	40	9	12	18	30	7	13	5
0084 FRANKFORT PCT 028	42	8	18	28	74	5	27	4
0085 GREEN GARDEN PCT 001	34	4	14	16	32	6	15	3
0086 GREEN GARDEN PCT 002	30	4	21	8	47	4	18	3
0087 HOMER PCT 001	44	6	21	15	36	8	10	0
0088 HOMER PCT 002	48	15	28	30	30	4	16	8
0089 HOMER PCT 003	46	10	26	19	47	6	14	1
0090 HOMER PCT 004	55	7	22	14	41	9	22	0
0091 HOMER PCT 005	38	7	19	23	30	2	11	2
0092 HOMER PCT 006	44	8	27	18	45	3	9	2
0093 HOMER PCT 007	41	3	16	22	48	4	19	6
0094 HOMER PCT 008	44	2	19	20	42	5	11	3
0095 HOMER PCT 009	66	7	13	21	28	2	14	2
0096 HOMER PCT 010	45	11	24	25	47	5	26	7
0097 HOMER PCT 011	53	11	31	17	34	6	8	3
0098 HOMER PCT 012	42	11	16	15	40	4	19	2
0099 HOMER PCT 013	48	8	29	11	35	6	14	1
0100 HOMER PCT 014	68	15	30	26	66	9	23	3
0101 HOMER PCT 015	58	23	30	29	49	10	24	5
0102 HOMER PCT 016	36	3	16	18	47	5	26	3
0103 HOMER PCT 017	31	6	23	18	26	4	12	6
0104 HOMER PCT 018	61	6	27	15	39	17	18	7

	VOTES	PERCENT		VOTES	PERCENT
ATTORNEY GENERAL					
Vote for not more than 1					
01 = Pat Quinn	14,169	26.13	05 = Kwame Raoul	17,518	32.31
02 = Renato Mariotti	2,174	4.01	06 = Jesse Ruiz	2,870	5.29
03 = Scott Drury	4,989	9.20	07 = Sharon Fairley	5,310	9.79
04 = Nancy Rotering	6,094	11.24	08 = Aaron Goldstein	1,094	2.02

(CONTINUED FROM PREVIOUS PAGE)

	01	02	03	04	05	06	07	08
0105 JACKSON PCT 001	45	4	19	11	58	7	10	2
0106 JACKSON PCT 002	44	4	23	20	41	3	10	5
0107 JOLIET PCT 001	57	8	10	19	102	13	15	5
0108 JOLIET PCT 002	52	4	12	26	52	12	17	2
0109 JOLIET PCT 003	28	6	22	20	46	10	13	3
0110 JOLIET PCT 004	53	3	7	16	41	9	8	5
0111 JOLIET PCT 005	39	6	4	10	81	8	8	1
0112 JOLIET PCT 006	45	3	2	6	63	8	5	0
0113 JOLIET PCT 007	46	4	8	10	115	7	8	1
0114 JOLIET PCT 008	41	0	12	19	44	9	10	0
0115 JOLIET PCT 009	36	1	9	16	57	12	5	3
0116 JOLIET PCT 010	58	6	15	18	57	12	16	4
0117 JOLIET PCT 011	43	11	11	13	44	9	5	5
0118 JOLIET PCT 012	39	2	7	11	49	16	9	1
0119 JOLIET PCT 013	38	5	6	10	35	30	2	2
0120 JOLIET PCT 014	29	8	7	5	25	35	4	4
0121 JOLIET PCT 015	34	2	9	9	33	12	6	3
0122 JOLIET PCT 016	57	5	6	10	133	9	16	0
0123 JOLIET PCT 017	80	4	27	20	78	14	17	1
0124 JOLIET PCT 018	73	10	22	41	68	15	28	8
0125 JOLIET PCT 019	66	9	18	13	57	6	13	11
0126 JOLIET PCT 020	68	10	9	22	56	10	10	3
0127 JOLIET PCT 021	68	12	21	20	65	11	9	7
0128 JOLIET PCT 022	48	5	11	21	80	16	10	4
0129 JOLIET PCT 023	50	3	13	18	62	14	14	4
0130 JOLIET PCT 024	28	6	7	13	67	8	10	2
0131 JOLIET PCT 025	50	6	9	16	56	12	9	6
0132 JOLIET PCT 026	50	7	9	20	56	14	8	2
0133 JOLIET PCT 027	22	1	1	6	33	5	1	4
0134 JOLIET PCT 028	27	0	3	8	83	9	8	2
0135 JOLIET PCT 029	59	7	7	13	55	15	8	5
0136 JOLIET PCT 030	35	11	11	22	41	8	8	3
0137 JOLIET PCT 031	30	4	7	16	48	12	17	1
0138 JOLIET PCT 032	47	4	3	10	94	17	7	2
0139 JOLIET PCT 033	38	3	13	8	32	14	9	3
0140 JOLIET PCT 034	62	5	8	10	103	10	7	2
0141 JOLIET PCT 035	69	12	9	17	125	11	17	1
0142 JOLIET PCT 036	51	2	7	9	100	7	7	2
0143 JOLIET PCT 037	42	4	8	10	110	14	13	0
0144 LOCKPORT PCT 001	71	9	33	71	91	14	60	2
0145 LOCKPORT PCT 002	70	11	24	25	53	27	26	2
0146 LOCKPORT PCT 003	52	7	14	28	50	32	11	6
0147 LOCKPORT PCT 004	41	5	19	18	36	17	13	4
0148 LOCKPORT PCT 005	43	10	23	22	40	5	13	2
0149 LOCKPORT PCT 006	50	6	5	15	69	15	11	3
0150 LOCKPORT PCT 007	67	2	13	16	95	21	18	5
0151 LOCKPORT PCT 008	62	3	7	13	109	13	10	4
0152 LOCKPORT PCT 009	74	7	44	62	88	17	45	2
0153 LOCKPORT PCT 010	76	12	31	14	49	8	24	3
0154 LOCKPORT PCT 011	58	16	26	29	42	8	24	7
0155 LOCKPORT PCT 012	64	5	24	17	36	4	18	3
0156 LOCKPORT PCT 013	89	22	53	55	106	17	62	8

	VOTES	PERCENT		VOTES	PERCENT
ATTORNEY GENERAL					
Vote for not more than 1					
01 = Pat Quinn	14,169	26.13	05 = Kwame Raoul	17,518	32.31
02 = Renato Mariotti	2,174	4.01	06 = Jesse Ruiz	2,870	5.29
03 = Scott Drury	4,989	9.20	07 = Sharon Fairley	5,310	9.79
04 = Nancy Rotering	6,094	11.24	08 = Aaron Goldstein	1,094	2.02

(CONTINUED FROM PREVIOUS PAGE)

	01	02	03	04	05	06	07	08
0157 LOCKPORT PCT 014	45	10	19	16	37	10	6	3
0158 LOCKPORT PCT 015	44	5	12	8	56	31	7	3
0159 LOCKPORT PCT 016	83	8	22	36	46	8	21	8
0160 LOCKPORT PCT 017	81	13	36	15	70	12	29	5
0161 LOCKPORT PCT 018	64	10	17	16	59	12	9	4
0162 LOCKPORT PCT 019	65	5	38	37	58	12	31	4
0163 LOCKPORT PCT 020	58	5	18	16	34	13	15	4
0164 LOCKPORT PCT 021	52	3	16	15	68	12	10	1
0165 LOCKPORT PCT 022	65	8	24	24	39	13	8	1
0166 LOCKPORT PCT 023	41	7	26	11	42	7	9	3
0167 LOCKPORT PCT 024	51	2	7	8	97	8	7	1
0168 MANHATTAN PCT 001	41	6	12	16	54	8	13	1
0169 MANHATTAN PCT 002	44	5	20	21	45	7	14	3
0170 MANHATTAN PCT 003	54	9	20	27	50	11	16	6
0171 MANHATTAN PCT 004	55	6	16	10	32	6	12	4
0172 MONEE PCT 001	41	5	10	21	90	8	10	5
0173 MONEE PCT 002	76	5	9	19	144	6	27	6
0174 MONEE PCT 003	48	2	13	24	79	8	19	3
0175 MONEE PCT 004	49	11	20	16	84	15	16	1
0176 MONEE PCT 005	55	7	8	7	154	7	16	3
0177 MONEE PCT 006	44	3	9	3	112	9	8	3
0178 MONEE PCT 007	45	7	6	13	216	6	14	3
0179 MONEE PCT 008	31	6	22	14	41	8	17	0
0180 NEW LENOX PCT 001	42	8	13	11	48	7	5	4
0181 NEW LENOX PCT 002	43	4	15	20	26	2	16	3
0182 NEW LENOX PCT 003	40	8	10	18	18	2	22	4
0183 NEW LENOX PCT 004	35	5	17	20	37	2	12	1
0184 NEW LENOX PCT 005	41	8	13	25	50	5	18	6
0185 NEW LENOX PCT 006	28	8	6	17	39	5	15	1
0186 NEW LENOX PCT 007	46	12	18	18	41	6	20	5
0187 NEW LENOX PCT 008	40	6	19	31	30	10	26	0
0188 NEW LENOX PCT 009	38	7	28	11	57	4	11	5
0189 NEW LENOX PCT 010	43	9	27	27	47	5	31	3
0190 NEW LENOX PCT 011	51	7	22	22	63	4	20	4
0191 NEW LENOX PCT 012	35	10	21	18	35	6	12	2
0192 NEW LENOX PCT 013	28	6	21	24	43	7	14	2
0193 NEW LENOX PCT 014	88	5	26	20	78	11	19	8
0194 NEW LENOX PCT 015	43	6	22	14	50	3	19	2
0195 NEW LENOX PCT 016	49	8	33	32	55	9	21	7
0196 NEW LENOX PCT 017	33	7	22	22	39	4	19	3
0197 NEW LENOX PCT 018	49	10	23	19	36	9	7	2
0198 NEW LENOX PCT 019	57	13	25	22	35	12	25	2
0199 NEW LENOX PCT 020	61	4	29	17	62	11	27	4
0200 PEOTONE PCT 001	35	2	17	18	28	8	12	2
0201 PEOTONE PCT 002	18	2	18	19	27	6	7	2
0202 PLAINFIELD PCT 001	42	7	7	15	62	9	18	4
0203 PLAINFIELD PCT 002	59	6	15	21	43	11	12	2
0204 PLAINFIELD PCT 003	38	4	11	17	39	5	20	2
0205 PLAINFIELD PCT 004	28	5	3	12	36	11	4	1
0206 PLAINFIELD PCT 005	36	4	5	13	48	8	15	5
0207 PLAINFIELD PCT 006	44	10	13	17	57	17	13	3
0208 PLAINFIELD PCT 007	53	5	12	13	67	22	15	1

	VOTES	PERCENT		VOTES	PERCENT
ATTORNEY GENERAL					
Vote for not more than 1					
01 = Pat Quinn	14,169	26.13	05 = Kwame Raoul	17,518	32.31
02 = Renato Mariotti	2,174	4.01	06 = Jesse Ruiz	2,870	5.29
03 = Scott Drury	4,989	9.20	07 = Sharon Fairley	5,310	9.79
04 = Nancy Rotering	6,094	11.24	08 = Aaron Goldstein	1,094	2.02

(CONTINUED FROM PREVIOUS PAGE)

	01	02	03	04	05	06	07	08
0209 PLAINFIELD PCT 008	33	6	29	22	60	11	18	5
0210 PLAINFIELD PCT 009	41	8	21	14	58	11	20	0
0211 PLAINFIELD PCT 010	39	4	13	24	25	1	13	5
0212 PLAINFIELD PCT 011	21	2	4	6	34	5	4	4
0213 PLAINFIELD PCT 012	51	11	18	23	61	10	14	6
0214 PLAINFIELD PCT 013	68	8	12	22	63	14	22	3
0215 PLAINFIELD PCT 014	32	4	20	21	48	7	17	3
0216 PLAINFIELD PCT 015	44	8	15	31	25	10	20	2
0217 PLAINFIELD PCT 016	55	7	23	22	33	10	18	4
0218 PLAINFIELD PCT 017	52	2	13	8	44	15	12	3
0219 PLAINFIELD PCT 018	49	6	16	19	48	16	7	6
0220 PLAINFIELD PCT 019	42	5	14	8	45	10	10	1
0221 PLAINFIELD PCT 020	59	11	5	15	35	10	14	2
0222 PLAINFIELD PCT 021	38	6	9	27	45	5	8	2
0223 PLAINFIELD PCT 022	52	10	27	31	57	11	19	3
0224 PLAINFIELD PCT 023	30	12	13	18	46	12	7	4
0225 PLAINFIELD PCT 024	38	4	14	29	45	8	26	1
0226 PLAINFIELD PCT 025	33	6	8	8	43	16	6	3
0227 PLAINFIELD PCT 026	29	4	8	7	40	14	7	0
0228 PLAINFIELD PCT 027	44	10	8	15	60	22	18	4
0229 PLAINFIELD PCT 028	48	7	12	20	41	9	13	5
0230 PLAINFIELD PCT 029	34	7	14	13	41	12	4	7
0231 PLAINFIELD PCT 030	41	6	16	14	45	16	12	1
0232 PLAINFIELD PCT 031	42	18	15	20	41	8	7	3
0233 PLAINFIELD PCT 032	49	2	9	16	39	8	10	6
0234 PLAINFIELD PCT 033	51	7	21	24	38	19	8	3
0235 PLAINFIELD PCT 034	30	7	12	13	55	12	6	0
0236 PLAINFIELD PCT 035	51	11	9	15	68	15	14	7
0237 REED PCT 001	40	7	21	15	29	2	7	2
0238 REED PCT 002	28	5	13	23	30	7	14	4
0239 REED PCT 003	38	3	15	22	33	6	11	6
0240 TROY PCT 001	47	13	9	20	81	11	13	1
0241 TROY PCT 002	44	4	13	13	72	10	11	1
0242 TROY PCT 003	34	7	17	19	44	3	6	5
0243 TROY PCT 004	40	6	19	13	46	16	9	5
0244 TROY PCT 005	51	5	31	23	44	13	17	1
0245 TROY PCT 006	39	12	9	19	36	9	13	7
0246 TROY PCT 007	44	6	17	22	78	12	22	4
0247 TROY PCT 008	91	10	20	22	88	14	15	4
0248 TROY PCT 009	45	6	15	18	64	14	5	4
0249 TROY PCT 010	37	11	17	16	60	8	17	3
0250 TROY PCT 011	66	12	35	25	61	7	24	4
0251 TROY PCT 012	49	9	21	18	78	17	9	3
0252 TROY PCT 013	102	19	42	61	99	12	26	8
0253 TROY PCT 014	50	26	16	24	42	10	26	6
0254 TROY PCT 015	32	10	24	25	54	4	25	4
0255 TROY PCT 016	71	5	25	33	83	15	15	3
0256 TROY PCT 017	47	9	20	27	71	7	16	3
0257 TROY PCT 018	50	3	4	15	89	7	9	2
0258 TROY PCT 019	48	9	9	9	78	11	13	1
0259 TROY PCT 020	52	8	16	41	85	12	28	0
0260 TROY PCT 021	63	14	25	18	33	8	10	6

	VOTES	PERCENT		VOTES	PERCENT
ATTORNEY GENERAL					
Vote for not more than 1					
01 = Pat Quinn	14,169	26.13	05 = Kwame Raoul	17,518	32.31
02 = Renato Mariotti	2,174	4.01	06 = Jesse Ruiz	2,870	5.29
03 = Scott Drury	4,989	9.20	07 = Sharon Fairley	5,310	9.79
04 = Nancy Rotering	6,094	11.24	08 = Aaron Goldstein	1,094	2.02

(CONTINUED FROM PREVIOUS PAGE)

	01	02	03	04	05	06	07	08
0261 TROY PCT 022	15	3	5	12	32	2	10	1
0262 WASHINGTON PCT 001	39	8	23	21	29	4	11	5
0263 WASHINGTON PCT 002	29	3	13	12	43	5	5	5
0264 WASHINGTON PCT 003	25	1	17	17	36	2	7	0
0265 WESLEY PCT 001	33	5	23	12	32	5	7	8
0266 WHEATLAND PCT 001	234	38	92	125	367	51	149	34
0267 WHEATLAND PCT 002	58	9	26	48	65	8	88	6
0268 WHEATLAND PCT 003	27	8	8	14	21	7	40	2
0269 WHEATLAND PCT 004	41	9	12	29	90	15	33	2
0270 WHEATLAND PCT 005	26	11	14	22	41	13	27	8
0271 WHEATLAND PCT 006	42	20	15	20	51	3	18	3
0272 WHEATLAND PCT 007	34	9	18	19	34	7	35	2
0273 WHEATLAND PCT 008	33	15	16	23	45	3	25	3
0274 WHEATLAND PCT 009	58	11	24	31	56	10	54	5
0275 WHEATLAND PCT 010	24	12	18	24	44	3	33	4
0276 WHEATLAND PCT 011	37	4	13	21	59	8	28	4
0277 WHEATLAND PCT 012	33	7	6	13	45	3	23	3
0278 WHEATLAND PCT 013	53	7	14	24	33	5	36	0
0279 WHEATLAND PCT 014	38	6	18	28	45	10	42	5
0280 WHEATLAND PCT 015	43	7	8	17	46	4	20	6
0281 WHEATLAND PCT 016	42	9	15	21	57	7	22	5
0282 WHEATLAND PCT 017	46	10	19	22	64	8	32	5
0283 WHEATLAND PCT 018	30	3	14	22	46	2	36	5
0284 WHEATLAND PCT 019	33	12	18	21	87	6	23	1
0285 WHEATLAND PCT 020	24	5	9	11	37	7	19	1
0286 WHEATLAND PCT 021	33	13	11	24	59	9	20	5
0287 WHEATLAND PCT 022	51	5	12	17	48	13	25	0
0288 WHEATLAND PCT 023	41	10	5	28	63	4	26	6
0289 WHEATLAND PCT 024	30	7	11	16	37	2	14	2
0290 WHEATLAND PCT 025	41	12	28	21	54	13	18	2
0291 WHEATLAND PCT 026	44	3	25	36	57	8	14	1
0292 WHEATLAND PCT 027	65	13	20	20	105	15	18	2
0293 WHEATLAND PCT 028	37	14	27	21	37	10	17	5
0294 WHEATLAND PCT 029	56	12	21	25	62	7	18	7
0295 WHEATLAND PCT 030	33	9	24	17	46	11	16	2
0296 WILL PCT 001	21	2	9	8	16	3	3	1
0297 WILMINGTON PCT 001	33	5	11	23	30	10	9	6
0298 WILMINGTON PCT 002	22	3	13	12	34	3	10	3
0299 WILMINGTON PCT 003	35	5	12	16	26	5	8	0
0300 WILTON PCT 001	19	3	10	8	21	1	6	0

SECRETARY OF STATE

Vote for not more than 1
 01 = Jesse White

VOTES PERCENT

51,620 100.00

 01

0001 CHANNAHON PCT 001	145
0002 CHANNAHON PCT 002	186
0003 CHANNAHON PCT 003	168
0004 CHANNAHON PCT 004	149
0005 CHANNAHON PCT 005	131
0006 CRETE PCT 001	259
0007 CRETE PCT 002	150
0008 CRETE PCT 003	157
0009 CRETE PCT 004	238
0010 CRETE PCT 005	273
0011 CRETE PCT 006	224
0012 CRETE PCT 007	303
0013 CRETE PCT 008	203
0014 CRETE PCT 009	137
0015 CRETE PCT 010	109
0016 CRETE PCT 011	107
0017 CRETE PCT 012	153
0018 CUSTER PCT 001	105
0019 DU PAGE PCT 001	220
0020 DU PAGE PCT 002	182
0021 DU PAGE PCT 003	189
0022 DU PAGE PCT 004	128
0023 DU PAGE PCT 005	183
0024 DU PAGE PCT 006	213
0025 DU PAGE PCT 007	167
0026 DU PAGE PCT 008	236
0027 DU PAGE PCT 009	162
0028 DU PAGE PCT 010	256
0029 DU PAGE PCT 011	238
0030 DU PAGE PCT 012	189
0031 DU PAGE PCT 013	237
0032 DU PAGE PCT 014	211
0033 DU PAGE PCT 015	194
0034 DU PAGE PCT 016	246
0035 DU PAGE PCT 017	207
0036 DU PAGE PCT 018	191
0037 DU PAGE PCT 019	204
0038 DU PAGE PCT 020	185
0039 DU PAGE PCT 021	203
0040 DU PAGE PCT 022	220
0041 DU PAGE PCT 023	215
0042 DU PAGE PCT 024	194
0043 DU PAGE PCT 025	204
0044 DU PAGE PCT 026	146
0045 DU PAGE PCT 027	261
0046 DU PAGE PCT 028	172
0047 DU PAGE PCT 029	185
0048 DU PAGE PCT 030	205
0049 DU PAGE PCT 031	107
0050 DU PAGE PCT 032	199
0051 DU PAGE PCT 033	180
0052 DU PAGE PCT 034	188
0053 DU PAGE PCT 035	114
0054 DU PAGE PCT 036	237
0055 DU PAGE PCT 037	168

**For City of Aurora's ballots cast
 and precinct breakdown – refer to
 that section of this book**

ABSTRACT OF VOTES

WILL COUNTY, ILLINOIS
GENERAL PRIMARY ELECTION
MARCH 20, 2018
DEMOCRATIC

OFFICIAL RESULTS

VOTES PERCENT

SECRETARY OF STATE

Vote for not more than 1
01 = Jesse White

51,620 100.00

(CONTINUED FROM PREVIOUS PAGE) 01

0056 FLORENCE PCT 001	57
0057 FRANKFORT PCT 001	171
0058 FRANKFORT PCT 002	155
0059 FRANKFORT PCT 003	187
0060 FRANKFORT PCT 004	126
0061 FRANKFORT PCT 005	204
0062 FRANKFORT PCT 006	123
0063 FRANKFORT PCT 007	144
0064 FRANKFORT PCT 008	165
0065 FRANKFORT PCT 009	176
0066 FRANKFORT PCT 010	198
0067 FRANKFORT PCT 011	160
0068 FRANKFORT PCT 012	183
0069 FRANKFORT PCT 013	135
0070 FRANKFORT PCT 014	185
0071 FRANKFORT PCT 015	168
0072 FRANKFORT PCT 016	197
0073 FRANKFORT PCT 017	151
0074 FRANKFORT PCT 018	136
0075 FRANKFORT PCT 019	153
0076 FRANKFORT PCT 020	149
0077 FRANKFORT PCT 021	159
0078 FRANKFORT PCT 022	183
0079 FRANKFORT PCT 023	119
0080 FRANKFORT PCT 024	243
0081 FRANKFORT PCT 025	155
0082 FRANKFORT PCT 026	145
0083 FRANKFORT PCT 027	126
0084 FRANKFORT PCT 028	192
0085 GREEN GARDEN PCT 001	112
0086 GREEN GARDEN PCT 002	127
0087 HOMER PCT 001	133
0088 HOMER PCT 002	168
0089 HOMER PCT 003	156
0090 HOMER PCT 004	164
0091 HOMER PCT 005	125
0092 HOMER PCT 006	142
0093 HOMER PCT 007	155
0094 HOMER PCT 008	140
0095 HOMER PCT 009	149
0096 HOMER PCT 010	174
0097 HOMER PCT 011	152
0098 HOMER PCT 012	127
0099 HOMER PCT 013	137
0100 HOMER PCT 014	233
0101 HOMER PCT 015	215
0102 HOMER PCT 016	148
0103 HOMER PCT 017	117
0104 HOMER PCT 018	184
0105 JACKSON PCT 001	148
0106 JACKSON PCT 002	145
0107 JOLIET PCT 001	222
0108 JOLIET PCT 002	175
0109 JOLIET PCT 003	142
0110 JOLIET PCT 004	137

VOTES PERCENT

SECRETARY OF STATE

Vote for not more than 1
01 = Jesse White

51,620 100.00

(CONTINUED FROM PREVIOUS PAGE) 01

0111 JOLIET PCT 005	157
0112 JOLIET PCT 006	131
0113 JOLIET PCT 007	195
0114 JOLIET PCT 008	132
0115 JOLIET PCT 009	129
0116 JOLIET PCT 010	182
0117 JOLIET PCT 011	132
0118 JOLIET PCT 012	126
0119 JOLIET PCT 013	121
0120 JOLIET PCT 014	109
0121 JOLIET PCT 015	105
0122 JOLIET PCT 016	230
0123 JOLIET PCT 017	229
0124 JOLIET PCT 018	253
0125 JOLIET PCT 019	178
0126 JOLIET PCT 020	178
0127 JOLIET PCT 021	204
0128 JOLIET PCT 022	180
0129 JOLIET PCT 023	170
0130 JOLIET PCT 024	141
0131 JOLIET PCT 025	157
0132 JOLIET PCT 026	160
0133 JOLIET PCT 027	70
0134 JOLIET PCT 028	140
0135 JOLIET PCT 029	168
0136 JOLIET PCT 030	134
0137 JOLIET PCT 031	129
0138 JOLIET PCT 032	185
0139 JOLIET PCT 033	121
0140 JOLIET PCT 034	209
0141 JOLIET PCT 035	257
0142 JOLIET PCT 036	178
0143 JOLIET PCT 037	201
0144 LOCKPORT PCT 001	339
0145 LOCKPORT PCT 002	229
0146 LOCKPORT PCT 003	188
0147 LOCKPORT PCT 004	148
0148 LOCKPORT PCT 005	155
0149 LOCKPORT PCT 006	169
0150 LOCKPORT PCT 007	233
0151 LOCKPORT PCT 008	217
0152 LOCKPORT PCT 009	337
0153 LOCKPORT PCT 010	194
0154 LOCKPORT PCT 011	202
0155 LOCKPORT PCT 012	168
0156 LOCKPORT PCT 013	403
0157 LOCKPORT PCT 014	142
0158 LOCKPORT PCT 015	164
0159 LOCKPORT PCT 016	212
0160 LOCKPORT PCT 017	241
0161 LOCKPORT PCT 018	179
0162 LOCKPORT PCT 019	237
0163 LOCKPORT PCT 020	151
0164 LOCKPORT PCT 021	173
0165 LOCKPORT PCT 022	174

VOTES PERCENT

SECRETARY OF STATE

Vote for not more than 1
 01 = Jesse White

51,620 100.00

(CONTINUED FROM PREVIOUS PAGE)

 01

0166 LOCKPORT PCT 023	139
0167 LOCKPORT PCT 024	174
0168 MANHATTAN PCT 001	141
0169 MANHATTAN PCT 002	149
0170 MANHATTAN PCT 003	183
0171 MANHATTAN PCT 004	133
0172 MONEE PCT 001	178
0173 MONEE PCT 002	286
0174 MONEE PCT 003	187
0175 MONEE PCT 004	201
0176 MONEE PCT 005	249
0177 MONEE PCT 006	186
0178 MONEE PCT 007	306
0179 MONEE PCT 008	128
0180 NEW LENOX PCT 001	138
0181 NEW LENOX PCT 002	120
0182 NEW LENOX PCT 003	110
0183 NEW LENOX PCT 004	119
0184 NEW LENOX PCT 005	154
0185 NEW LENOX PCT 006	112
0186 NEW LENOX PCT 007	152
0187 NEW LENOX PCT 008	148
0188 NEW LENOX PCT 009	149
0189 NEW LENOX PCT 010	183
0190 NEW LENOX PCT 011	172
0191 NEW LENOX PCT 012	133
0192 NEW LENOX PCT 013	137
0193 NEW LENOX PCT 014	236
0194 NEW LENOX PCT 015	148
0195 NEW LENOX PCT 016	206
0196 NEW LENOX PCT 017	140
0197 NEW LENOX PCT 018	139
0198 NEW LENOX PCT 019	175
0199 NEW LENOX PCT 020	199
0200 PEOTONE PCT 001	108
0201 PEOTONE PCT 002	89
0202 PLAINFIELD PCT 001	157
0203 PLAINFIELD PCT 002	167
0204 PLAINFIELD PCT 003	129
0205 PLAINFIELD PCT 004	98
0206 PLAINFIELD PCT 005	130
0207 PLAINFIELD PCT 006	169
0208 PLAINFIELD PCT 007	184
0209 PLAINFIELD PCT 008	179
0210 PLAINFIELD PCT 009	166
0211 PLAINFIELD PCT 010	114
0212 PLAINFIELD PCT 011	79
0213 PLAINFIELD PCT 012	188
0214 PLAINFIELD PCT 013	205
0215 PLAINFIELD PCT 014	147
0216 PLAINFIELD PCT 015	146
0217 PLAINFIELD PCT 016	158
0218 PLAINFIELD PCT 017	142
0219 PLAINFIELD PCT 018	159
0220 PLAINFIELD PCT 019	132

VOTES PERCENT

SECRETARY OF STATE

Vote for not more than 1
 01 = Jesse White

51,620 100.00

(CONTINUED FROM PREVIOUS PAGE) 01

0221 PLAINFIELD PCT 020	143
0222 PLAINFIELD PCT 021	136
0223 PLAINFIELD PCT 022	199
0224 PLAINFIELD PCT 023	133
0225 PLAINFIELD PCT 024	152
0226 PLAINFIELD PCT 025	118
0227 PLAINFIELD PCT 026	102
0228 PLAINFIELD PCT 027	175
0229 PLAINFIELD PCT 028	154
0230 PLAINFIELD PCT 029	129
0231 PLAINFIELD PCT 030	145
0232 PLAINFIELD PCT 031	142
0233 PLAINFIELD PCT 032	137
0234 PLAINFIELD PCT 033	157
0235 PLAINFIELD PCT 034	133
0236 PLAINFIELD PCT 035	181
0237 REED PCT 001	115
0238 REED PCT 002	115
0239 REED PCT 003	130
0240 TROY PCT 001	190
0241 TROY PCT 002	159
0242 TROY PCT 003	121
0243 TROY PCT 004	151
0244 TROY PCT 005	172
0245 TROY PCT 006	140
0246 TROY PCT 007	197
0247 TROY PCT 008	254
0248 TROY PCT 009	166
0249 TROY PCT 010	151
0250 TROY PCT 011	220
0251 TROY PCT 012	195
0252 TROY PCT 013	338
0253 TROY PCT 014	188
0254 TROY PCT 015	163
0255 TROY PCT 016	238
0256 TROY PCT 017	187
0257 TROY PCT 018	174
0258 TROY PCT 019	175
0259 TROY PCT 020	230
0260 TROY PCT 021	167
0261 TROY PCT 022	80
0262 WASHINGTON PCT 001	130
0263 WASHINGTON PCT 002	112
0264 WASHINGTON PCT 003	93
0265 WESLEY PCT 001	116
0266 WHEATLAND PCT 001	1061
0267 WHEATLAND PCT 002	294
0268 WHEATLAND PCT 003	123
0269 WHEATLAND PCT 004	223
0270 WHEATLAND PCT 005	151
0271 WHEATLAND PCT 006	167
0272 WHEATLAND PCT 007	150
0273 WHEATLAND PCT 008	158
0274 WHEATLAND PCT 009	234
0275 WHEATLAND PCT 010	159

VOTES PERCENT

SECRETARY OF STATE

Vote for not more than 1

01 = Jesse White

51,620 100.00

(CONTINUED FROM PREVIOUS PAGE)

01

0276 WHEATLAND PCT 011	169
0277 WHEATLAND PCT 012	133
0278 WHEATLAND PCT 013	165
0279 WHEATLAND PCT 014	181
0280 WHEATLAND PCT 015	139
0281 WHEATLAND PCT 016	174
0282 WHEATLAND PCT 017	187
0283 WHEATLAND PCT 018	153
0284 WHEATLAND PCT 019	198
0285 WHEATLAND PCT 020	110
0286 WHEATLAND PCT 021	163
0287 WHEATLAND PCT 022	163
0288 WHEATLAND PCT 023	182
0289 WHEATLAND PCT 024	113
0290 WHEATLAND PCT 025	180
0291 WHEATLAND PCT 026	175
0292 WHEATLAND PCT 027	251
0293 WHEATLAND PCT 028	164
0294 WHEATLAND PCT 029	201
0295 WHEATLAND PCT 030	152
0296 WILL PCT 001	58
0297 WILMINGTON PCT 001	120
0298 WILMINGTON PCT 002	95
0299 WILMINGTON PCT 003	103
0300 WILTON PCT 001	61

COMPTROLLER

Vote for not more than 1
 01 = Susana A. Mendoza

VOTES PERCENT
 49,357 100.00

 01

0001 CHANNAHON PCT 001	132
0002 CHANNAHON PCT 002	175
0003 CHANNAHON PCT 003	157
0004 CHANNAHON PCT 004	142
0005 CHANNAHON PCT 005	127
0006 CRETE PCT 001	247
0007 CRETE PCT 002	147
0008 CRETE PCT 003	146
0009 CRETE PCT 004	227
0010 CRETE PCT 005	260
0011 CRETE PCT 006	216
0012 CRETE PCT 007	288
0013 CRETE PCT 008	198
0014 CRETE PCT 009	131
0015 CRETE PCT 010	105
0016 CRETE PCT 011	100
0017 CRETE PCT 012	144
0018 CUSTER PCT 001	103
0019 DU PAGE PCT 001	214
0020 DU PAGE PCT 002	172
0021 DU PAGE PCT 003	176
0022 DU PAGE PCT 004	128
0023 DU PAGE PCT 005	177
0024 DU PAGE PCT 006	202
0025 DU PAGE PCT 007	157
0026 DU PAGE PCT 008	225
0027 DU PAGE PCT 009	155
0028 DU PAGE PCT 010	247
0029 DU PAGE PCT 011	224
0030 DU PAGE PCT 012	180
0031 DU PAGE PCT 013	217
0032 DU PAGE PCT 014	207
0033 DU PAGE PCT 015	192
0034 DU PAGE PCT 016	241
0035 DU PAGE PCT 017	201
0036 DU PAGE PCT 018	180
0037 DU PAGE PCT 019	193
0038 DU PAGE PCT 020	177
0039 DU PAGE PCT 021	194
0040 DU PAGE PCT 022	207
0041 DU PAGE PCT 023	206
0042 DU PAGE PCT 024	186
0043 DU PAGE PCT 025	195
0044 DU PAGE PCT 026	141
0045 DU PAGE PCT 027	244
0046 DU PAGE PCT 028	167
0047 DU PAGE PCT 029	181
0048 DU PAGE PCT 030	195
0049 DU PAGE PCT 031	102
0050 DU PAGE PCT 032	194
0051 DU PAGE PCT 033	174
0052 DU PAGE PCT 034	182
0053 DU PAGE PCT 035	111
0054 DU PAGE PCT 036	224
0055 DU PAGE PCT 037	161

**For City of Aurora's ballots cast
 and precinct breakdown – refer to
 that section of this book**

ABSTRACT OF VOTES

WILL COUNTY, ILLINOIS
GENERAL PRIMARY ELECTION
MARCH 20, 2018
DEMOCRATIC

OFFICIAL RESULTS

VOTES PERCENT

COMPTROLLER

Vote for not more than 1
01 = Susana A. Mendoza

49,357 100.00

(CONTINUED FROM PREVIOUS PAGE) 01

0056 FLORENCE PCT 001	55
0057 FRANKFORT PCT 001	171
0058 FRANKFORT PCT 002	146
0059 FRANKFORT PCT 003	185
0060 FRANKFORT PCT 004	120
0061 FRANKFORT PCT 005	196
0062 FRANKFORT PCT 006	120
0063 FRANKFORT PCT 007	136
0064 FRANKFORT PCT 008	157
0065 FRANKFORT PCT 009	171
0066 FRANKFORT PCT 010	188
0067 FRANKFORT PCT 011	156
0068 FRANKFORT PCT 012	177
0069 FRANKFORT PCT 013	131
0070 FRANKFORT PCT 014	175
0071 FRANKFORT PCT 015	158
0072 FRANKFORT PCT 016	186
0073 FRANKFORT PCT 017	144
0074 FRANKFORT PCT 018	133
0075 FRANKFORT PCT 019	141
0076 FRANKFORT PCT 020	145
0077 FRANKFORT PCT 021	154
0078 FRANKFORT PCT 022	173
0079 FRANKFORT PCT 023	112
0080 FRANKFORT PCT 024	228
0081 FRANKFORT PCT 025	147
0082 FRANKFORT PCT 026	135
0083 FRANKFORT PCT 027	121
0084 FRANKFORT PCT 028	183
0085 GREEN GARDEN PCT 001	104
0086 GREEN GARDEN PCT 002	127
0087 HOMER PCT 001	128
0088 HOMER PCT 002	156
0089 HOMER PCT 003	152
0090 HOMER PCT 004	156
0091 HOMER PCT 005	114
0092 HOMER PCT 006	136
0093 HOMER PCT 007	150
0094 HOMER PCT 008	130
0095 HOMER PCT 009	139
0096 HOMER PCT 010	171
0097 HOMER PCT 011	147
0098 HOMER PCT 012	121
0099 HOMER PCT 013	126
0100 HOMER PCT 014	219
0101 HOMER PCT 015	209
0102 HOMER PCT 016	138
0103 HOMER PCT 017	102
0104 HOMER PCT 018	177
0105 JACKSON PCT 001	142
0106 JACKSON PCT 002	138
0107 JOLIET PCT 001	215
0108 JOLIET PCT 002	166
0109 JOLIET PCT 003	140
0110 JOLIET PCT 004	130

VOTES PERCENT

COMPTROLLER

Vote for not more than 1

01 = Susana A. Mendoza

49,357 100.00

(CONTINUED FROM PREVIOUS PAGE)

01

0111 JOLIET PCT 005	149
0112 JOLIET PCT 006	127
0113 JOLIET PCT 007	183
0114 JOLIET PCT 008	124
0115 JOLIET PCT 009	129
0116 JOLIET PCT 010	177
0117 JOLIET PCT 011	125
0118 JOLIET PCT 012	128
0119 JOLIET PCT 013	117
0120 JOLIET PCT 014	109
0121 JOLIET PCT 015	103
0122 JOLIET PCT 016	225
0123 JOLIET PCT 017	219
0124 JOLIET PCT 018	242
0125 JOLIET PCT 019	176
0126 JOLIET PCT 020	170
0127 JOLIET PCT 021	193
0128 JOLIET PCT 022	173
0129 JOLIET PCT 023	166
0130 JOLIET PCT 024	135
0131 JOLIET PCT 025	151
0132 JOLIET PCT 026	158
0133 JOLIET PCT 027	64
0134 JOLIET PCT 028	126
0135 JOLIET PCT 029	163
0136 JOLIET PCT 030	129
0137 JOLIET PCT 031	131
0138 JOLIET PCT 032	173
0139 JOLIET PCT 033	118
0140 JOLIET PCT 034	193
0141 JOLIET PCT 035	245
0142 JOLIET PCT 036	175
0143 JOLIET PCT 037	194
0144 LOCKPORT PCT 001	324
0145 LOCKPORT PCT 002	219
0146 LOCKPORT PCT 003	182
0147 LOCKPORT PCT 004	145
0148 LOCKPORT PCT 005	144
0149 LOCKPORT PCT 006	161
0150 LOCKPORT PCT 007	224
0151 LOCKPORT PCT 008	216
0152 LOCKPORT PCT 009	321
0153 LOCKPORT PCT 010	178
0154 LOCKPORT PCT 011	188
0155 LOCKPORT PCT 012	152
0156 LOCKPORT PCT 013	379
0157 LOCKPORT PCT 014	136
0158 LOCKPORT PCT 015	155
0159 LOCKPORT PCT 016	203
0160 LOCKPORT PCT 017	217
0161 LOCKPORT PCT 018	166
0162 LOCKPORT PCT 019	220
0163 LOCKPORT PCT 020	146
0164 LOCKPORT PCT 021	162
0165 LOCKPORT PCT 022	166

VOTES PERCENT

COMPTROLLER

Vote for not more than 1
 01 = Susana A. Mendoza

49,357 100.00

(CONTINUED FROM PREVIOUS PAGE) 01

0166 LOCKPORT PCT 023	127
0167 LOCKPORT PCT 024	153
0168 MANHATTAN PCT 001	135
0169 MANHATTAN PCT 002	144
0170 MANHATTAN PCT 003	173
0171 MANHATTAN PCT 004	126
0172 MONEE PCT 001	170
0173 MONEE PCT 002	275
0174 MONEE PCT 003	181
0175 MONEE PCT 004	190
0176 MONEE PCT 005	234
0177 MONEE PCT 006	173
0178 MONEE PCT 007	280
0179 MONEE PCT 008	122
0180 NEW LENOX PCT 001	130
0181 NEW LENOX PCT 002	117
0182 NEW LENOX PCT 003	105
0183 NEW LENOX PCT 004	115
0184 NEW LENOX PCT 005	149
0185 NEW LENOX PCT 006	107
0186 NEW LENOX PCT 007	146
0187 NEW LENOX PCT 008	141
0188 NEW LENOX PCT 009	141
0189 NEW LENOX PCT 010	179
0190 NEW LENOX PCT 011	159
0191 NEW LENOX PCT 012	125
0192 NEW LENOX PCT 013	133
0193 NEW LENOX PCT 014	221
0194 NEW LENOX PCT 015	141
0195 NEW LENOX PCT 016	198
0196 NEW LENOX PCT 017	134
0197 NEW LENOX PCT 018	132
0198 NEW LENOX PCT 019	169
0199 NEW LENOX PCT 020	192
0200 PEOTONE PCT 001	104
0201 PEOTONE PCT 002	90
0202 PLAINFIELD PCT 001	151
0203 PLAINFIELD PCT 002	164
0204 PLAINFIELD PCT 003	121
0205 PLAINFIELD PCT 004	95
0206 PLAINFIELD PCT 005	123
0207 PLAINFIELD PCT 006	167
0208 PLAINFIELD PCT 007	181
0209 PLAINFIELD PCT 008	169
0210 PLAINFIELD PCT 009	160
0211 PLAINFIELD PCT 010	115
0212 PLAINFIELD PCT 011	75
0213 PLAINFIELD PCT 012	182
0214 PLAINFIELD PCT 013	198
0215 PLAINFIELD PCT 014	141
0216 PLAINFIELD PCT 015	141
0217 PLAINFIELD PCT 016	158
0218 PLAINFIELD PCT 017	130
0219 PLAINFIELD PCT 018	159
0220 PLAINFIELD PCT 019	127

VOTES PERCENT

COMPTROLLER

Vote for not more than 1
 01 = Susana A. Mendoza

49,357 100.00

(CONTINUED FROM PREVIOUS PAGE) 01

0221 PLAINFIELD PCT 020	138
0222 PLAINFIELD PCT 021	130
0223 PLAINFIELD PCT 022	192
0224 PLAINFIELD PCT 023	125
0225 PLAINFIELD PCT 024	149
0226 PLAINFIELD PCT 025	114
0227 PLAINFIELD PCT 026	99
0228 PLAINFIELD PCT 027	172
0229 PLAINFIELD PCT 028	147
0230 PLAINFIELD PCT 029	125
0231 PLAINFIELD PCT 030	145
0232 PLAINFIELD PCT 031	139
0233 PLAINFIELD PCT 032	128
0234 PLAINFIELD PCT 033	154
0235 PLAINFIELD PCT 034	130
0236 PLAINFIELD PCT 035	179
0237 REED PCT 001	115
0238 REED PCT 002	114
0239 REED PCT 003	126
0240 TROY PCT 001	183
0241 TROY PCT 002	157
0242 TROY PCT 003	116
0243 TROY PCT 004	145
0244 TROY PCT 005	163
0245 TROY PCT 006	138
0246 TROY PCT 007	188
0247 TROY PCT 008	242
0248 TROY PCT 009	153
0249 TROY PCT 010	144
0250 TROY PCT 011	208
0251 TROY PCT 012	185
0252 TROY PCT 013	319
0253 TROY PCT 014	183
0254 TROY PCT 015	154
0255 TROY PCT 016	215
0256 TROY PCT 017	175
0257 TROY PCT 018	166
0258 TROY PCT 019	172
0259 TROY PCT 020	218
0260 TROY PCT 021	154
0261 TROY PCT 022	76
0262 WASHINGTON PCT 001	122
0263 WASHINGTON PCT 002	111
0264 WASHINGTON PCT 003	90
0265 WESLEY PCT 001	113
0266 WHEATLAND PCT 001	1012
0267 WHEATLAND PCT 002	286
0268 WHEATLAND PCT 003	117
0269 WHEATLAND PCT 004	215
0270 WHEATLAND PCT 005	145
0271 WHEATLAND PCT 006	163
0272 WHEATLAND PCT 007	142
0273 WHEATLAND PCT 008	151
0274 WHEATLAND PCT 009	227
0275 WHEATLAND PCT 010	151

COMPTRROLLER

Vote for not more than 1
01 = Susana A. Mendoza

VOTES PERCENT
49,357 100.00

(CONTINUED FROM PREVIOUS PAGE) 01

0276 WHEATLAND PCT 011 164
0277 WHEATLAND PCT 012 121
0278 WHEATLAND PCT 013 162
0279 WHEATLAND PCT 014 169
0280 WHEATLAND PCT 015 134
0281 WHEATLAND PCT 016 168
0282 WHEATLAND PCT 017 178
0283 WHEATLAND PCT 018 145
0284 WHEATLAND PCT 019 191
0285 WHEATLAND PCT 020 106
0286 WHEATLAND PCT 021 159
0287 WHEATLAND PCT 022 161
0288 WHEATLAND PCT 023 176
0289 WHEATLAND PCT 024 109
0290 WHEATLAND PCT 025 175
0291 WHEATLAND PCT 026 163
0292 WHEATLAND PCT 027 235
0293 WHEATLAND PCT 028 158
0294 WHEATLAND PCT 029 193
0295 WHEATLAND PCT 030 143
0296 WILL PCT 001 50
0297 WILMINGTON PCT 001 117
0298 WILMINGTON PCT 002 88
0299 WILMINGTON PCT 003 101
0300 WILTON PCT 001 58

VOTES PERCENT

TREASURER

Vote for not more than 1
01 = Michael W. Frerichs

47,982 100.00

01

0001 CHANNAHON PCT 001	129
0002 CHANNAHON PCT 002	172
0003 CHANNAHON PCT 003	154
0004 CHANNAHON PCT 004	138
0005 CHANNAHON PCT 005	127
0006 CRETE PCT 001	236
0007 CRETE PCT 002	146
0008 CRETE PCT 003	140
0009 CRETE PCT 004	225
0010 CRETE PCT 005	248
0011 CRETE PCT 006	207
0012 CRETE PCT 007	279
0013 CRETE PCT 008	191
0014 CRETE PCT 009	130
0015 CRETE PCT 010	100
0016 CRETE PCT 011	99
0017 CRETE PCT 012	137
0018 CUSTER PCT 001	98
0019 DU PAGE PCT 001	202
0020 DU PAGE PCT 002	165
0021 DU PAGE PCT 003	171
0022 DU PAGE PCT 004	125
0023 DU PAGE PCT 005	168
0024 DU PAGE PCT 006	194
0025 DU PAGE PCT 007	156
0026 DU PAGE PCT 008	216
0027 DU PAGE PCT 009	151
0028 DU PAGE PCT 010	242
0029 DU PAGE PCT 011	219
0030 DU PAGE PCT 012	175
0031 DU PAGE PCT 013	211
0032 DU PAGE PCT 014	199
0033 DU PAGE PCT 015	183
0034 DU PAGE PCT 016	225
0035 DU PAGE PCT 017	196
0036 DU PAGE PCT 018	168
0037 DU PAGE PCT 019	189
0038 DU PAGE PCT 020	173
0039 DU PAGE PCT 021	180
0040 DU PAGE PCT 022	207
0041 DU PAGE PCT 023	203
0042 DU PAGE PCT 024	184
0043 DU PAGE PCT 025	186
0044 DU PAGE PCT 026	141
0045 DU PAGE PCT 027	231
0046 DU PAGE PCT 028	161
0047 DU PAGE PCT 029	176
0048 DU PAGE PCT 030	188
0049 DU PAGE PCT 031	98
0050 DU PAGE PCT 032	186
0051 DU PAGE PCT 033	174
0052 DU PAGE PCT 034	176
0053 DU PAGE PCT 035	109
0054 DU PAGE PCT 036	221
0055 DU PAGE PCT 037	151

**For City of Aurora's ballots cast
and precinct breakdown – refer to
that section of this book**

VOTES PERCENT

TREASURER

Vote for not more than 1
 01 = Michael W. Frerichs

47,982 100.00

(CONTINUED FROM PREVIOUS PAGE)

	01

0056 FLORENCE PCT 001	54
0057 FRANKFORT PCT 001	165
0058 FRANKFORT PCT 002	139
0059 FRANKFORT PCT 003	178
0060 FRANKFORT PCT 004	117
0061 FRANKFORT PCT 005	192
0062 FRANKFORT PCT 006	117
0063 FRANKFORT PCT 007	130
0064 FRANKFORT PCT 008	147
0065 FRANKFORT PCT 009	165
0066 FRANKFORT PCT 010	184
0067 FRANKFORT PCT 011	153
0068 FRANKFORT PCT 012	172
0069 FRANKFORT PCT 013	123
0070 FRANKFORT PCT 014	169
0071 FRANKFORT PCT 015	153
0072 FRANKFORT PCT 016	181
0073 FRANKFORT PCT 017	139
0074 FRANKFORT PCT 018	130
0075 FRANKFORT PCT 019	142
0076 FRANKFORT PCT 020	139
0077 FRANKFORT PCT 021	146
0078 FRANKFORT PCT 022	168
0079 FRANKFORT PCT 023	107
0080 FRANKFORT PCT 024	222
0081 FRANKFORT PCT 025	140
0082 FRANKFORT PCT 026	126
0083 FRANKFORT PCT 027	115
0084 FRANKFORT PCT 028	174
0085 GREEN GARDEN PCT 001	99
0086 GREEN GARDEN PCT 002	125
0087 HOMER PCT 001	125
0088 HOMER PCT 002	150
0089 HOMER PCT 003	145
0090 HOMER PCT 004	154
0091 HOMER PCT 005	114
0092 HOMER PCT 006	132
0093 HOMER PCT 007	142
0094 HOMER PCT 008	125
0095 HOMER PCT 009	140
0096 HOMER PCT 010	163
0097 HOMER PCT 011	141
0098 HOMER PCT 012	117
0099 HOMER PCT 013	122
0100 HOMER PCT 014	212
0101 HOMER PCT 015	199
0102 HOMER PCT 016	134
0103 HOMER PCT 017	104
0104 HOMER PCT 018	176
0105 JACKSON PCT 001	139
0106 JACKSON PCT 002	132
0107 JOLIET PCT 001	212
0108 JOLIET PCT 002	164
0109 JOLIET PCT 003	138
0110 JOLIET PCT 004	128

VOTES PERCENT

TREASURER

Vote for not more than 1
 01 = Michael W. Frerichs

47,982 100.00

(CONTINUED FROM PREVIOUS PAGE)

 01

0111 JOLIET PCT 005	147
0112 JOLIET PCT 006	124
0113 JOLIET PCT 007	181
0114 JOLIET PCT 008	118
0115 JOLIET PCT 009	122
0116 JOLIET PCT 010	172
0117 JOLIET PCT 011	125
0118 JOLIET PCT 012	119
0119 JOLIET PCT 013	112
0120 JOLIET PCT 014	104
0121 JOLIET PCT 015	101
0122 JOLIET PCT 016	215
0123 JOLIET PCT 017	215
0124 JOLIET PCT 018	239
0125 JOLIET PCT 019	174
0126 JOLIET PCT 020	163
0127 JOLIET PCT 021	188
0128 JOLIET PCT 022	159
0129 JOLIET PCT 023	155
0130 JOLIET PCT 024	134
0131 JOLIET PCT 025	145
0132 JOLIET PCT 026	155
0133 JOLIET PCT 027	62
0134 JOLIET PCT 028	126
0135 JOLIET PCT 029	160
0136 JOLIET PCT 030	126
0137 JOLIET PCT 031	131
0138 JOLIET PCT 032	173
0139 JOLIET PCT 033	115
0140 JOLIET PCT 034	189
0141 JOLIET PCT 035	244
0142 JOLIET PCT 036	170
0143 JOLIET PCT 037	189
0144 LOCKPORT PCT 001	309
0145 LOCKPORT PCT 002	205
0146 LOCKPORT PCT 003	173
0147 LOCKPORT PCT 004	142
0148 LOCKPORT PCT 005	143
0149 LOCKPORT PCT 006	158
0150 LOCKPORT PCT 007	216
0151 LOCKPORT PCT 008	208
0152 LOCKPORT PCT 009	311
0153 LOCKPORT PCT 010	179
0154 LOCKPORT PCT 011	184
0155 LOCKPORT PCT 012	151
0156 LOCKPORT PCT 013	379
0157 LOCKPORT PCT 014	131
0158 LOCKPORT PCT 015	149
0159 LOCKPORT PCT 016	196
0160 LOCKPORT PCT 017	213
0161 LOCKPORT PCT 018	167
0162 LOCKPORT PCT 019	215
0163 LOCKPORT PCT 020	142
0164 LOCKPORT PCT 021	151
0165 LOCKPORT PCT 022	157

VOTES PERCENT

TREASURER

Vote for not more than 1
01 = Michael W. Frerichs

47,982 100.00

(CONTINUED FROM PREVIOUS PAGE) 01

0166 LOCKPORT PCT 023	123
0167 LOCKPORT PCT 024	151
0168 MANHATTAN PCT 001	129
0169 MANHATTAN PCT 002	138
0170 MANHATTAN PCT 003	167
0171 MANHATTAN PCT 004	123
0172 MONEE PCT 001	163
0173 MONEE PCT 002	267
0174 MONEE PCT 003	172
0175 MONEE PCT 004	177
0176 MONEE PCT 005	229
0177 MONEE PCT 006	172
0178 MONEE PCT 007	267
0179 MONEE PCT 008	121
0180 NEW LENOX PCT 001	127
0181 NEW LENOX PCT 002	111
0182 NEW LENOX PCT 003	102
0183 NEW LENOX PCT 004	112
0184 NEW LENOX PCT 005	145
0185 NEW LENOX PCT 006	100
0186 NEW LENOX PCT 007	143
0187 NEW LENOX PCT 008	138
0188 NEW LENOX PCT 009	140
0189 NEW LENOX PCT 010	179
0190 NEW LENOX PCT 011	158
0191 NEW LENOX PCT 012	121
0192 NEW LENOX PCT 013	131
0193 NEW LENOX PCT 014	213
0194 NEW LENOX PCT 015	135
0195 NEW LENOX PCT 016	191
0196 NEW LENOX PCT 017	129
0197 NEW LENOX PCT 018	124
0198 NEW LENOX PCT 019	167
0199 NEW LENOX PCT 020	183
0200 PEOTONE PCT 001	102
0201 PEOTONE PCT 002	91
0202 PLAINFIELD PCT 001	150
0203 PLAINFIELD PCT 002	157
0204 PLAINFIELD PCT 003	115
0205 PLAINFIELD PCT 004	89
0206 PLAINFIELD PCT 005	123
0207 PLAINFIELD PCT 006	161
0208 PLAINFIELD PCT 007	171
0209 PLAINFIELD PCT 008	165
0210 PLAINFIELD PCT 009	156
0211 PLAINFIELD PCT 010	111
0212 PLAINFIELD PCT 011	74
0213 PLAINFIELD PCT 012	180
0214 PLAINFIELD PCT 013	194
0215 PLAINFIELD PCT 014	140
0216 PLAINFIELD PCT 015	135
0217 PLAINFIELD PCT 016	159
0218 PLAINFIELD PCT 017	131
0219 PLAINFIELD PCT 018	156
0220 PLAINFIELD PCT 019	125

VOTES PERCENT

TREASURER

Vote for not more than 1
01 = Michael W. Frerichs

47,982 100.00

(CONTINUED FROM PREVIOUS PAGE)

01

0221 PLAINFIELD PCT 020	136
0222 PLAINFIELD PCT 021	128
0223 PLAINFIELD PCT 022	191
0224 PLAINFIELD PCT 023	118
0225 PLAINFIELD PCT 024	148
0226 PLAINFIELD PCT 025	113
0227 PLAINFIELD PCT 026	91
0228 PLAINFIELD PCT 027	167
0229 PLAINFIELD PCT 028	142
0230 PLAINFIELD PCT 029	122
0231 PLAINFIELD PCT 030	139
0232 PLAINFIELD PCT 031	136
0233 PLAINFIELD PCT 032	127
0234 PLAINFIELD PCT 033	147
0235 PLAINFIELD PCT 034	129
0236 PLAINFIELD PCT 035	174
0237 REED PCT 001	114
0238 REED PCT 002	109
0239 REED PCT 003	127
0240 TROY PCT 001	180
0241 TROY PCT 002	151
0242 TROY PCT 003	115
0243 TROY PCT 004	145
0244 TROY PCT 005	159
0245 TROY PCT 006	135
0246 TROY PCT 007	187
0247 TROY PCT 008	234
0248 TROY PCT 009	152
0249 TROY PCT 010	142
0250 TROY PCT 011	202
0251 TROY PCT 012	179
0252 TROY PCT 013	311
0253 TROY PCT 014	181
0254 TROY PCT 015	154
0255 TROY PCT 016	205
0256 TROY PCT 017	168
0257 TROY PCT 018	166
0258 TROY PCT 019	169
0259 TROY PCT 020	218
0260 TROY PCT 021	149
0261 TROY PCT 022	75
0262 WASHINGTON PCT 001	115
0263 WASHINGTON PCT 002	108
0264 WASHINGTON PCT 003	87
0265 WESLEY PCT 001	110
0266 WHEATLAND PCT 001	980
0267 WHEATLAND PCT 002	275
0268 WHEATLAND PCT 003	116
0269 WHEATLAND PCT 004	206
0270 WHEATLAND PCT 005	141
0271 WHEATLAND PCT 006	159
0272 WHEATLAND PCT 007	139
0273 WHEATLAND PCT 008	151
0274 WHEATLAND PCT 009	220
0275 WHEATLAND PCT 010	152

VOTES PERCENT


TREASURER

Vote for not more than 1
01 = Michael W. Frerichs

47,982 100.00

(CONTINUED FROM PREVIOUS PAGE) 01

0276 WHEATLAND PCT 011	162
0277 WHEATLAND PCT 012	120
0278 WHEATLAND PCT 013	153
0279 WHEATLAND PCT 014	166
0280 WHEATLAND PCT 015	131
0281 WHEATLAND PCT 016	162
0282 WHEATLAND PCT 017	177
0283 WHEATLAND PCT 018	141
0284 WHEATLAND PCT 019	183
0285 WHEATLAND PCT 020	107
0286 WHEATLAND PCT 021	152
0287 WHEATLAND PCT 022	153
0288 WHEATLAND PCT 023	173
0289 WHEATLAND PCT 024	109
0290 WHEATLAND PCT 025	175
0291 WHEATLAND PCT 026	164
0292 WHEATLAND PCT 027	229
0293 WHEATLAND PCT 028	158
0294 WHEATLAND PCT 029	192
0295 WHEATLAND PCT 030	141
0296 WILL PCT 001	49
0297 WILMINGTON PCT 001	110
0298 WILMINGTON PCT 002	88
0299 WILMINGTON PCT 003	97
0300 WILTON PCT 001	57



DEMOCRATIC PARTY

CONGRESSIONAL SUMMARY

(1st, 2nd, 3rd, 11th, 14th & 16th DISTRICTS)

**REPRESENTATIVE
STATE CENTRAL COMMITTEEWOMEN
STATE CENTRAL COMMITTEEMEN**

	VOTES	PERCENT
REPRESENTATIVE IN CONGRESS 1ST CONGRESSIONAL DISTRICT		
Vote for not more than 1		
01 = Bobby L. Rush	6,169	100.00

01

0057 FRANKFORT PCT 001	150
0058 FRANKFORT PCT 002	121
0059 FRANKFORT PCT 003	162
0060 FRANKFORT PCT 004	114
0061 FRANKFORT PCT 005	178
0062 FRANKFORT PCT 006	109
0063 FRANKFORT PCT 007	117
0064 FRANKFORT PCT 008	140
0065 FRANKFORT PCT 009	146
0066 FRANKFORT PCT 010	164
0067 FRANKFORT PCT 011	140
0068 FRANKFORT PCT 012	165
0069 FRANKFORT PCT 013	116
0070 FRANKFORT PCT 014	162
0071 FRANKFORT PCT 015	138
0072 FRANKFORT PCT 016	169
0073 FRANKFORT PCT 017	129
0074 FRANKFORT PCT 018	110
0075 FRANKFORT PCT 019	129
0076 FRANKFORT PCT 020	129
0077 FRANKFORT PCT 021	134
0078 FRANKFORT PCT 022	158
0079 FRANKFORT PCT 023	96
0080 FRANKFORT PCT 024	214
0081 FRANKFORT PCT 025	123
0082 FRANKFORT PCT 026	126
0083 FRANKFORT PCT 027	107
0084 FRANKFORT PCT 028	168
0085 GREEN GARDEN PCT 001	84
0086 GREEN GARDEN PCT 002	102
0105 JACKSON PCT 001	81
0106 JACKSON PCT 002	117
0168 MANHATTAN PCT 001	120
0169 MANHATTAN PCT 002	118
0170 MANHATTAN PCT 003	148
0171 MANHATTAN PCT 004	110
0181 NEW LENOX PCT 002	35
0186 NEW LENOX PCT 007	137
0187 NEW LENOX PCT 008	120
0191 NEW LENOX PCT 012	108
0192 NEW LENOX PCT 013	120
0193 NEW LENOX PCT 014	190
0194 NEW LENOX PCT 015	125
0196 NEW LENOX PCT 017	118
0197 NEW LENOX PCT 018	101
0198 NEW LENOX PCT 019	156
0199 NEW LENOX PCT 020	165

Total Democratic Ballots Cast for
1st Congressional District
8,107

VOTES PERCENT

REPRESENTATIVE IN CONGRESS 2ND CONGRESSIONAL DISTRICT

Vote for not more than 1

01 = Marcus Lewis	957	19.90
02 = Robin Kelly	3,852	80.10

-----	01	02

0006 CRETE PCT 001	61	207
0007 CRETE PCT 002	29	126
0008 CRETE PCT 003	34	129
0009 CRETE PCT 004	45	200
0010 CRETE PCT 005	44	232
0011 CRETE PCT 006	35	193
0012 CRETE PCT 007	55	253
0013 CRETE PCT 008	43	170
0014 CRETE PCT 009	34	103
0015 CRETE PCT 010	34	80
0016 CRETE PCT 011	23	84
0017 CRETE PCT 012	24	137
0172 MONEE PCT 001	32	155
0173 MONEE PCT 002	46	243
0174 MONEE PCT 003	33	158
0175 MONEE PCT 004	42	165
0176 MONEE PCT 005	52	203
0177 MONEE PCT 006	33	163
0178 MONEE PCT 007	46	253
0179 MONEE PCT 008	33	101
0200 PEOTONE PCT 001	33	82
0201 PEOTONE PCT 002	36	62
0262 WASHINGTON PCT 001	30	102
0263 WASHINGTON PCT 002	27	86
0264 WASHINGTON PCT 003	20	76
0296 WILL PCT 001	18	42
0300 WILTON PCT 001	15	47

Total Democratic Ballots Cast for
2nd Congressional District
4,998

REPRESENTATIVE IN CONGRESS 3RD CONGRESSIONAL DISTRICT

Vote for not more than 1

01 = Daniel William Lipinski 3,011 41.29
 02 = Marie Newman 4,282 58.71

 01 02

0050 DU PAGE PCT 032	21	39
0051 DU PAGE PCT 033	7	24
0053 DU PAGE PCT 035	43	71
0054 DU PAGE PCT 036	93	153
0055 DU PAGE PCT 037	61	117
0087 HOMER PCT 001	62	79
0088 HOMER PCT 002	55	124
0089 HOMER PCT 003	55	117
0090 HOMER PCT 004	71	98
0091 HOMER PCT 005	58	72
0092 HOMER PCT 006	63	92
0093 HOMER PCT 007	68	93
0094 HOMER PCT 008	67	78
0095 HOMER PCT 009	69	86
0096 HOMER PCT 010	73	115
0097 HOMER PCT 011	71	90
0098 HOMER PCT 012	68	85
0099 HOMER PCT 013	74	78
0100 HOMER PCT 014	98	147
0101 HOMER PCT 015	94	137
0102 HOMER PCT 016	72	80
0103 HOMER PCT 017	62	66
0104 HOMER PCT 018	79	110
0107 JOLIET PCT 001	75	138
0108 JOLIET PCT 002	66	112
0109 JOLIET PCT 003	68	76
0145 LOCKPORT PCT 002	87	150
0146 LOCKPORT PCT 003	66	135
0147 LOCKPORT PCT 004	76	75
0148 LOCKPORT PCT 005	66	95
0153 LOCKPORT PCT 010	97	119
0154 LOCKPORT PCT 011	89	123
0155 LOCKPORT PCT 012	80	96
0158 LOCKPORT PCT 015	62	102
0159 LOCKPORT PCT 016	88	138
0160 LOCKPORT PCT 017	136	131
0161 LOCKPORT PCT 018	69	120
0162 LOCKPORT PCT 019	114	138
0163 LOCKPORT PCT 020	0	0
0164 LOCKPORT PCT 021	73	105
0165 LOCKPORT PCT 022	73	104
0166 LOCKPORT PCT 023	70	73
0167 LOCKPORT PCT 024	72	101

Total Democratic Ballots Cast for
 3rd Congressional District
7,573

VOTES PERCENT

REPRESENTATIVE IN CONGRESS 11TH CONGRESSIONAL DISTRICT

Vote for not more than 1

01 = Bill Foster

22,701 100.00

01

0019 DU PAGE PCT 001	211
0020 DU PAGE PCT 002	180
0021 DU PAGE PCT 003	184
0022 DU PAGE PCT 004	129
0023 DU PAGE PCT 005	171
0024 DU PAGE PCT 006	202
0025 DU PAGE PCT 007	159
0026 DU PAGE PCT 008	222
0027 DU PAGE PCT 009	151
0028 DU PAGE PCT 010	247
0029 DU PAGE PCT 011	225
0030 DU PAGE PCT 012	181
0031 DU PAGE PCT 013	215
0032 DU PAGE PCT 014	200
0033 DU PAGE PCT 015	186
0034 DU PAGE PCT 016	238
0035 DU PAGE PCT 017	199
0036 DU PAGE PCT 018	177
0037 DU PAGE PCT 019	192
0038 DU PAGE PCT 020	176
0039 DU PAGE PCT 021	194
0040 DU PAGE PCT 022	206
0041 DU PAGE PCT 023	206
0042 DU PAGE PCT 024	184
0043 DU PAGE PCT 025	193
0044 DU PAGE PCT 026	142
0045 DU PAGE PCT 027	242
0046 DU PAGE PCT 028	166
0047 DU PAGE PCT 029	179
0048 DU PAGE PCT 030	193
0049 DU PAGE PCT 031	100
0050 DU PAGE PCT 032	131
0051 DU PAGE PCT 033	149
0052 DU PAGE PCT 034	181
0054 DU PAGE PCT 036	0
0105 JACKSON PCT 001	43
0107 JOLIET PCT 001	9
0108 JOLIET PCT 002	0
0110 JOLIET PCT 004	131
0111 JOLIET PCT 005	150
0112 JOLIET PCT 006	127
0113 JOLIET PCT 007	187
0114 JOLIET PCT 008	123
0115 JOLIET PCT 009	125
0116 JOLIET PCT 010	178
0117 JOLIET PCT 011	133
0118 JOLIET PCT 012	128
0119 JOLIET PCT 013	118
0120 JOLIET PCT 014	109
0121 JOLIET PCT 015	104
0122 JOLIET PCT 016	223
0123 JOLIET PCT 017	226
0124 JOLIET PCT 018	246
0125 JOLIET PCT 019	175
0126 JOLIET PCT 020	177

Total Democratic Ballots Cast for
11th Congressional District
25,076

REPRESENTATIVE IN CONGRESS 11TH CONGRESSIONAL DISTRICT
 Vote for not more than 1
 01 = Bill Foster 22,701 100.00

(CONTINUED FROM PREVIOUS PAGE) 01

0127 JOLIET PCT 021	189
0128 JOLIET PCT 022	176
0129 JOLIET PCT 023	163
0130 JOLIET PCT 024	133
0131 JOLIET PCT 025	153
0132 JOLIET PCT 026	156
0133 JOLIET PCT 027	65
0134 JOLIET PCT 028	129
0135 JOLIET PCT 029	167
0136 JOLIET PCT 030	130
0137 JOLIET PCT 031	130
0138 JOLIET PCT 032	176
0139 JOLIET PCT 033	116
0140 JOLIET PCT 034	200
0141 JOLIET PCT 035	250
0142 JOLIET PCT 036	179
0143 JOLIET PCT 037	194
0144 LOCKPORT PCT 001	316
0149 LOCKPORT PCT 006	165
0150 LOCKPORT PCT 007	221
0151 LOCKPORT PCT 008	204
0152 LOCKPORT PCT 009	319
0156 LOCKPORT PCT 013	393
0157 LOCKPORT PCT 014	137
0163 LOCKPORT PCT 020	142
0180 NEW LENOX PCT 001	134
0181 NEW LENOX PCT 002	81
0182 NEW LENOX PCT 003	104
0183 NEW LENOX PCT 004	111
0184 NEW LENOX PCT 005	150
0185 NEW LENOX PCT 006	109
0188 NEW LENOX PCT 009	145
0189 NEW LENOX PCT 010	179
0190 NEW LENOX PCT 011	159
0195 NEW LENOX PCT 016	195
0197 NEW LENOX PCT 018	11
0205 PLAINFIELD PCT 004	94
0206 PLAINFIELD PCT 005	124
0207 PLAINFIELD PCT 006	164
0208 PLAINFIELD PCT 007	174
0211 PLAINFIELD PCT 010	56
0212 PLAINFIELD PCT 011	74
0213 PLAINFIELD PCT 012	181
0214 PLAINFIELD PCT 013	159
0215 PLAINFIELD PCT 014	146
0216 PLAINFIELD PCT 015	141
0217 PLAINFIELD PCT 016	158
0218 PLAINFIELD PCT 017	136
0219 PLAINFIELD PCT 018	156
0220 PLAINFIELD PCT 019	122
0221 PLAINFIELD PCT 020	137
0222 PLAINFIELD PCT 021	132
0223 PLAINFIELD PCT 022	188
0224 PLAINFIELD PCT 023	125
0225 PLAINFIELD PCT 024	148

REPRESENTATIVE IN CONGRESS 11TH CONGRESSIONAL DISTRICT

Vote for not more than 1

01 = Bill Foster

VOTES PERCENT

22,701 100.00

(CONTINUED FROM PREVIOUS PAGE) 01

0226 PLAINFIELD PCT 025	115
0227 PLAINFIELD PCT 026	95
0228 PLAINFIELD PCT 027	172
0229 PLAINFIELD PCT 028	146
0230 PLAINFIELD PCT 029	124
0231 PLAINFIELD PCT 030	142
0232 PLAINFIELD PCT 031	138
0233 PLAINFIELD PCT 032	132
0234 PLAINFIELD PCT 033	153
0235 PLAINFIELD PCT 034	126
0236 PLAINFIELD PCT 035	177
0240 TROY PCT 001	187
0241 TROY PCT 002	151
0242 TROY PCT 003	124
0243 TROY PCT 004	148
0244 TROY PCT 005	166
0245 TROY PCT 006	137
0246 TROY PCT 007	187
0247 TROY PCT 008	243
0248 TROY PCT 009	157
0249 TROY PCT 010	147
0250 TROY PCT 011	211
0251 TROY PCT 012	188
0252 TROY PCT 013	27
0253 TROY PCT 014	24
0254 TROY PCT 015	113
0255 TROY PCT 016	218
0256 TROY PCT 017	46
0257 TROY PCT 018	168
0258 TROY PCT 019	171
0269 WHEATLAND PCT 004	214
0270 WHEATLAND PCT 005	149
0284 WHEATLAND PCT 019	188
0287 WHEATLAND PCT 022	159
0291 WHEATLAND PCT 026	2
0292 WHEATLAND PCT 027	37

REPRESENTATIVE IN CONGRESS 14TH CONGRESSIONAL DISTRICT	VOTES PERCENT							VOTES PERCENT	
	01	02	03	04	05	06	07		
Vote for not more than 1									
01 = Victor Swanson					412	5.70			
02 = John J. Hosta					395	5.46	05 = Lauren Underwood	4,495	62.18
03 = Matthew Brolley					856	11.84	06 = Jim Walz	509	7.04
04 = George Weber					385	5.33	07 = Daniel Roldan-Johnson	177	2.45
0202 PLAINFIELD PCT 001	14	13	17	3	97	12	2		
0203 PLAINFIELD PCT 002	10	14	18	14	87	15	3		
0204 PLAINFIELD PCT 003	13	9	15	10	70	7	4		
0209 PLAINFIELD PCT 008	14	10	18	17	88	14	6		
0210 PLAINFIELD PCT 009	11	15	20	11	93	8	2		
0211 PLAINFIELD PCT 010	5	3	9	7	22	10	1		
0214 PLAINFIELD PCT 013	3	1	3	1	30	1	2		
0252 TROY PCT 013	15	23	41	25	186	23	6		
0253 TROY PCT 014	11	9	20	12	91	18	4		
0254 TROY PCT 015	5	2	3	6	22	3	2		
0256 TROY PCT 017	12	10	19	11	63	11	6		
0259 TROY PCT 020	12	13	26	14	131	17	7		
0260 TROY PCT 021	13	14	23	21	66	9	5		
0261 TROY PCT 022	6	5	12	14	37	2	0		
0266 WHEATLAND PCT 001	64	63	146	40	637	58	30		
0267 WHEATLAND PCT 002	8	8	36	7	226	18	2		
0268 WHEATLAND PCT 003	4	7	12	5	92	4	2		
0271 WHEATLAND PCT 006	0	9	18	7	107	22	2		
0272 WHEATLAND PCT 007	2	10	24	4	100	10	2		
0273 WHEATLAND PCT 008	8	8	21	2	108	10	3		
0274 WHEATLAND PCT 009	4	10	27	5	173	19	2		
0275 WHEATLAND PCT 010	8	4	17	1	102	21	2		
0276 WHEATLAND PCT 011	5	3	17	16	117	3	7		
0277 WHEATLAND PCT 012	8	7	10	8	76	12	1		
0278 WHEATLAND PCT 013	8	2	23	10	104	10	5		
0279 WHEATLAND PCT 014	5	5	24	4	141	9	2		
0280 WHEATLAND PCT 015	5	7	8	11	91	18	3		
0281 WHEATLAND PCT 016	5	15	26	5	101	14	8		
0282 WHEATLAND PCT 017	11	10	15	13	123	12	5		
0283 WHEATLAND PCT 018	9	5	19	5	96	18	2		
0285 WHEATLAND PCT 020	3	6	10	3	76	10	2		
0286 WHEATLAND PCT 021	4	8	20	1	112	10	6		
0287 WHEATLAND PCT 022	0	0	1	0	0	0	0		
0288 WHEATLAND PCT 023	11	9	15	8	121	10	5		
0289 WHEATLAND PCT 024	12	3	11	3	80	3	2		
0290 WHEATLAND PCT 025	15	13	20	12	100	14	3		
0291 WHEATLAND PCT 026	11	12	9	10	110	9	6		
0292 WHEATLAND PCT 027	17	9	8	11	131	14	10		
0293 WHEATLAND PCT 028	13	8	11	10	98	12	6		
0294 WHEATLAND PCT 029	19	6	36	12	114	12	4		
0295 WHEATLAND PCT 030	9	7	28	6	76	7	5		

**For City of Aurora's ballots cast
 and precinct breakdown
 refer to that section of this book**

**Total Democratic Ballots Cast for
 14th Congressional District
 7,887**

	VOTES	PERCENT		VOTES	PERCENT
REPRESENTATIVE IN CONGRESS 16TH CONGRESSIONAL DISTRICT					
Vote for not more than 1					
01 = Neill Mohammad	372	22.74	03 = Beth Vercolio-Osmund	289	17.67
02 = Sara Dady	529	32.33	04 = Amy "Murri" Briel	446	27.26

	01	02	03	04
0001 CHANNAHON PCT 001	37	41	19	24
0002 CHANNAHON PCT 002	47	50	31	43
0003 CHANNAHON PCT 003	35	48	23	46
0004 CHANNAHON PCT 004	35	38	28	45
0005 CHANNAHON PCT 005	20	45	16	46
0018 CUSTER PCT 001	13	40	24	23
0056 FLORENCE PCT 001	11	17	8	19
0237 REED PCT 001	27	43	16	30
0238 REED PCT 002	31	28	18	30
0239 REED PCT 003	19	52	23	32
0265 WESLEY PCT 001	28	45	20	26
0297 WILMINGTON PCT 001	32	23	24	38
0298 WILMINGTON PCT 002	12	31	25	21
0299 WILMINGTON PCT 003	25	28	14	23

Total Democratic Ballots Cast for
16th Congressional District
1,884

	VOTES	PERCENT
STATE CENTRAL COMMITTEEWOMAN 1ST CONGRESSIONAL DISTRICT		
Vote for not more than 1		
01 = Michelle A. Harris	6,599	100.00

01

0057 FRANKFORT PCT 001	156
0058 FRANKFORT PCT 002	136
0059 FRANKFORT PCT 003	173
0060 FRANKFORT PCT 004	118
0061 FRANKFORT PCT 005	188
0062 FRANKFORT PCT 006	114
0063 FRANKFORT PCT 007	125
0064 FRANKFORT PCT 008	146
0065 FRANKFORT PCT 009	161
0066 FRANKFORT PCT 010	182
0067 FRANKFORT PCT 011	144
0068 FRANKFORT PCT 012	168
0069 FRANKFORT PCT 013	118
0070 FRANKFORT PCT 014	168
0071 FRANKFORT PCT 015	149
0072 FRANKFORT PCT 016	180
0073 FRANKFORT PCT 017	141
0074 FRANKFORT PCT 018	125
0075 FRANKFORT PCT 019	136
0076 FRANKFORT PCT 020	132
0077 FRANKFORT PCT 021	148
0078 FRANKFORT PCT 022	166
0079 FRANKFORT PCT 023	102
0080 FRANKFORT PCT 024	212
0081 FRANKFORT PCT 025	136
0082 FRANKFORT PCT 026	129
0083 FRANKFORT PCT 027	111
0084 FRANKFORT PCT 028	175
0085 GREEN GARDEN PCT 001	99
0086 GREEN GARDEN PCT 002	115
0105 JACKSON PCT 001	96
0106 JACKSON PCT 002	127
0168 MANHATTAN PCT 001	128
0169 MANHATTAN PCT 002	140
0170 MANHATTAN PCT 003	166
0171 MANHATTAN PCT 004	116
0181 NEW LENOX PCT 002	34
0186 NEW LENOX PCT 007	141
0187 NEW LENOX PCT 008	132
0191 NEW LENOX PCT 012	117
0192 NEW LENOX PCT 013	125
0193 NEW LENOX PCT 014	205
0194 NEW LENOX PCT 015	130
0196 NEW LENOX PCT 017	129
0197 NEW LENOX PCT 018	111
0198 NEW LENOX PCT 019	165
0199 NEW LENOX PCT 020	184

Total Democratic Ballots Cast for
State Central Committeewoman
1st Congressional District
8,107

STATE CENTRAL COMMITTEEWOMAN 2ND CONGRESSIONAL DISTRICT

	VOTES	PERCENT
Vote for not more than 1		
01 = Robin Kelly	3,550	74.33
02 = Carrie M. Austin	1,226	25.67

	01	02
0006 CRETE PCT 001	205	60
0007 CRETE PCT 002	114	40
0008 CRETE PCT 003	125	38
0009 CRETE PCT 004	181	62
0010 CRETE PCT 005	215	57
0011 CRETE PCT 006	168	59
0012 CRETE PCT 007	226	81
0013 CRETE PCT 008	156	61
0014 CRETE PCT 009	86	50
0015 CRETE PCT 010	75	37
0016 CRETE PCT 011	79	29
0017 CRETE PCT 012	115	43
0172 MONEE PCT 001	147	39
0173 MONEE PCT 002	232	60
0174 MONEE PCT 003	141	48
0175 MONEE PCT 004	155	45
0176 MONEE PCT 005	199	53
0177 MONEE PCT 006	161	32
0178 MONEE PCT 007	243	55
0179 MONEE PCT 008	88	46
0200 PEOTONE PCT 001	76	40
0201 PEOTONE PCT 002	57	39
0262 WASHINGTON PCT 001	93	38
0263 WASHINGTON PCT 002	78	35
0264 WASHINGTON PCT 003	64	32
0296 WILL PCT 001	34	24
0300 WILTON PCT 001	37	23

Total Democratic Ballots Cast for
 State Central Committeewoman
 2nd Congressional District
4,997

STATE CENTRAL COMMITTEEWOMAN 3RD CONGRESSIONAL DISTRICT

Vote for not more than 1

01 = Silvana Tabares	2,174	34.39
02 = Rebecca Davies	4,148	65.61

VOTES	PERCENT
-----	-----
01	02
-----	-----

0050 DU PAGE PCT 032	15	37
0051 DU PAGE PCT 033	9	21
0053 DU PAGE PCT 035	40	66
0054 DU PAGE PCT 036	96	126
0055 DU PAGE PCT 037	65	94
0087 HOMER PCT 001	42	82
0088 HOMER PCT 002	40	113
0089 HOMER PCT 003	45	94
0090 HOMER PCT 004	53	99
0091 HOMER PCT 005	34	74
0092 HOMER PCT 006	43	92
0093 HOMER PCT 007	57	82
0094 HOMER PCT 008	48	78
0095 HOMER PCT 009	49	80
0096 HOMER PCT 010	55	95
0097 HOMER PCT 011	44	94
0098 HOMER PCT 012	35	80
0099 HOMER PCT 013	42	80
0100 HOMER PCT 014	68	132
0101 HOMER PCT 015	64	134
0102 HOMER PCT 016	53	82
0103 HOMER PCT 017	35	66
0104 HOMER PCT 018	61	109
0107 JOLIET PCT 001	75	133
0108 JOLIET PCT 002	41	107
0109 JOLIET PCT 003	41	92
0145 LOCKPORT PCT 002	91	124
0146 LOCKPORT PCT 003	80	109
0147 LOCKPORT PCT 004	55	89
0148 LOCKPORT PCT 005	43	95
0153 LOCKPORT PCT 010	63	119
0154 LOCKPORT PCT 011	48	137
0155 LOCKPORT PCT 012	38	109
0158 LOCKPORT PCT 015	72	82
0159 LOCKPORT PCT 016	63	140
0160 LOCKPORT PCT 017	64	138
0161 LOCKPORT PCT 018	61	104
0162 LOCKPORT PCT 019	72	141
0163 LOCKPORT PCT 020	0	0
0164 LOCKPORT PCT 021	55	104
0165 LOCKPORT PCT 022	46	109
0166 LOCKPORT PCT 023	30	95
0167 LOCKPORT PCT 024	43	111

Total Democratic Ballots Cast for
State Central Committeewoman
3rd Congressional District
7,570

	VOTES	PERCENT
STATE CENTRAL COMMITTEEWOMAN 11TH CONGRESSIONAL DISTRICT		
Vote for not more than 1		
01 = Maggie Wunderly	9,262	41.86
02 = Julia Kennedy Beckman	12,863	58.14

	01	02
0019 DU PAGE PCT 001	89	108
0020 DU PAGE PCT 002	71	87
0021 DU PAGE PCT 003	83	83
0022 DU PAGE PCT 004	50	77
0023 DU PAGE PCT 005	66	96
0024 DU PAGE PCT 006	90	101
0025 DU PAGE PCT 007	64	83
0026 DU PAGE PCT 008	89	132
0027 DU PAGE PCT 009	57	92
0028 DU PAGE PCT 010	87	156
0029 DU PAGE PCT 011	92	137
0030 DU PAGE PCT 012	71	102
0031 DU PAGE PCT 013	90	126
0032 DU PAGE PCT 014	88	107
0033 DU PAGE PCT 015	89	92
0034 DU PAGE PCT 016	106	131
0035 DU PAGE PCT 017	77	117
0036 DU PAGE PCT 018	82	100
0037 DU PAGE PCT 019	69	122
0038 DU PAGE PCT 020	72	105
0039 DU PAGE PCT 021	74	120
0040 DU PAGE PCT 022	87	122
0041 DU PAGE PCT 023	67	133
0042 DU PAGE PCT 024	66	116
0043 DU PAGE PCT 025	80	107
0044 DU PAGE PCT 026	64	74
0045 DU PAGE PCT 027	94	145
0046 DU PAGE PCT 028	60	108
0047 DU PAGE PCT 029	62	104
0048 DU PAGE PCT 030	76	110
0049 DU PAGE PCT 031	45	57
0050 DU PAGE PCT 032	60	71
0051 DU PAGE PCT 033	50	93
0052 DU PAGE PCT 034	57	116
0054 DU PAGE PCT 036	0	0
0105 JACKSON PCT 001	16	27
0107 JOLIET PCT 001	3	5
0108 JOLIET PCT 002	0	0
0110 JOLIET PCT 004	60	75
0111 JOLIET PCT 005	70	76
0112 JOLIET PCT 006	55	68
0113 JOLIET PCT 007	72	117
0114 JOLIET PCT 008	54	67
0115 JOLIET PCT 009	65	63
0116 JOLIET PCT 010	69	98
0117 JOLIET PCT 011	49	79
0118 JOLIET PCT 012	52	70
0119 JOLIET PCT 013	48	71
0120 JOLIET PCT 014	50	62
0121 JOLIET PCT 015	38	65
0122 JOLIET PCT 016	90	124
0123 JOLIET PCT 017	88	121
0124 JOLIET PCT 018	104	123
0125 JOLIET PCT 019	70	102

Total Democratic Ballots Cast for
State Central Committeewoman
11th Congressional District
25,075

	VOTES	PERCENT
STATE CENTRAL COMMITTEEWOMAN 11TH CONGRESSIONAL DISTRICT		
Vote for not more than 1		
01 = Maggie Wunderly	9,262	41.86
02 = Julia Kennedy Beckman	12,863	58.14

(CONTINUED FROM PREVIOUS PAGE)	----- 01	02 -----
0126 JOLIET PCT 020	77	85
0127 JOLIET PCT 021	65	116
0128 JOLIET PCT 022	70	97
0129 JOLIET PCT 023	73	87
0130 JOLIET PCT 024	52	83
0131 JOLIET PCT 025	49	94
0132 JOLIET PCT 026	60	88
0133 JOLIET PCT 027	27	41
0134 JOLIET PCT 028	60	68
0135 JOLIET PCT 029	74	91
0136 JOLIET PCT 030	62	70
0137 JOLIET PCT 031	49	72
0138 JOLIET PCT 032	80	95
0139 JOLIET PCT 033	61	58
0140 JOLIET PCT 034	83	110
0141 JOLIET PCT 035	114	128
0142 JOLIET PCT 036	64	107
0143 JOLIET PCT 037	78	104
0144 LOCKPORT PCT 001	125	188
0149 LOCKPORT PCT 006	70	89
0150 LOCKPORT PCT 007	76	142
0151 LOCKPORT PCT 008	75	129
0152 LOCKPORT PCT 009	116	191
0156 LOCKPORT PCT 013	137	233
0157 LOCKPORT PCT 014	56	77
0163 LOCKPORT PCT 020	61	87
0180 NEW LENOX PCT 001	52	72
0181 NEW LENOX PCT 002	39	39
0182 NEW LENOX PCT 003	45	60
0183 NEW LENOX PCT 004	51	60
0184 NEW LENOX PCT 005	66	86
0185 NEW LENOX PCT 006	43	57
0188 NEW LENOX PCT 009	63	80
0189 NEW LENOX PCT 010	80	90
0190 NEW LENOX PCT 011	76	88
0195 NEW LENOX PCT 016	100	92
0197 NEW LENOX PCT 018	2	7
0205 PLAINFIELD PCT 004	27	64
0206 PLAINFIELD PCT 005	49	72
0207 PLAINFIELD PCT 006	71	85
0208 PLAINFIELD PCT 007	78	100
0211 PLAINFIELD PCT 010	26	28
0212 PLAINFIELD PCT 011	27	47
0213 PLAINFIELD PCT 012	77	99
0214 PLAINFIELD PCT 013	62	88
0215 PLAINFIELD PCT 014	57	84
0216 PLAINFIELD PCT 015	67	71
0217 PLAINFIELD PCT 016	61	96
0218 PLAINFIELD PCT 017	50	81
0219 PLAINFIELD PCT 018	66	89
0220 PLAINFIELD PCT 019	43	81
0221 PLAINFIELD PCT 020	70	72
0222 PLAINFIELD PCT 021	56	73
0223 PLAINFIELD PCT 022	72	116

	VOTES	PERCENT
STATE CENTRAL COMMITTEEWOMAN 11TH CONGRESSIONAL DISTRICT		
Vote for not more than 1		
01 = Maggie Wunderly	9,262	41.86
02 = Julia Kennedy Beckman	12,863	58.14

(CONTINUED FROM PREVIOUS PAGE)	01	02
0224 PLAINFIELD PCT 023	60	64
0225 PLAINFIELD PCT 024	64	83
0226 PLAINFIELD PCT 025	55	61
0227 PLAINFIELD PCT 026	33	60
0228 PLAINFIELD PCT 027	71	94
0229 PLAINFIELD PCT 028	63	82
0230 PLAINFIELD PCT 029	52	76
0231 PLAINFIELD PCT 030	58	82
0232 PLAINFIELD PCT 031	56	80
0233 PLAINFIELD PCT 032	64	63
0234 PLAINFIELD PCT 033	51	104
0235 PLAINFIELD PCT 034	49	73
0236 PLAINFIELD PCT 035	75	99
0240 TROY PCT 001	74	104
0241 TROY PCT 002	62	90
0242 TROY PCT 003	50	70
0243 TROY PCT 004	65	72
0244 TROY PCT 005	62	97
0245 TROY PCT 006	58	80
0246 TROY PCT 007	61	120
0247 TROY PCT 008	90	146
0248 TROY PCT 009	77	77
0249 TROY PCT 010	63	85
0250 TROY PCT 011	71	121
0251 TROY PCT 012	75	107
0252 TROY PCT 013	9	15
0253 TROY PCT 014	11	12
0254 TROY PCT 015	51	56
0255 TROY PCT 016	92	125
0256 TROY PCT 017	15	28
0257 TROY PCT 018	73	95
0258 TROY PCT 019	68	98
0269 WHEATLAND PCT 004	90	115
0270 WHEATLAND PCT 005	59	79
0284 WHEATLAND PCT 019	68	108
0287 WHEATLAND PCT 022	77	75
0291 WHEATLAND PCT 026	1	1
0292 WHEATLAND PCT 027	22	16

	VOTES	PERCENT
STATE CENTRAL COMMITTEEWOMAN 14TH CONGRESSIONAL DISTRICT		
Vote for not more than 1		
01 = Kristina Zahorik	3,304	50.54
02 = Alison Squires	3,233	49.46

	01	02
0202 PLAINFIELD PCT 001	74	71
0203 PLAINFIELD PCT 002	80	74
0204 PLAINFIELD PCT 003	66	52
0209 PLAINFIELD PCT 008	75	83
0210 PLAINFIELD PCT 009	69	80
0211 PLAINFIELD PCT 010	31	23
0214 PLAINFIELD PCT 013	18	20
0252 TROY PCT 013	162	133
0253 TROY PCT 014	82	66
0254 TROY PCT 015	24	17
0256 TROY PCT 017	70	58
0259 TROY PCT 020	116	85
0260 TROY PCT 021	84	67
0261 TROY PCT 022	41	30
0266 WHEATLAND PCT 001	480	471
0267 WHEATLAND PCT 002	121	138
0268 WHEATLAND PCT 003	63	43
0271 WHEATLAND PCT 006	93	57
0272 WHEATLAND PCT 007	59	67
0273 WHEATLAND PCT 008	61	69
0274 WHEATLAND PCT 009	106	107
0275 WHEATLAND PCT 010	45	89
0276 WHEATLAND PCT 011	68	84
0277 WHEATLAND PCT 012	60	51
0278 WHEATLAND PCT 013	60	84
0279 WHEATLAND PCT 014	54	93
0280 WHEATLAND PCT 015	60	70
0281 WHEATLAND PCT 016	78	72
0282 WHEATLAND PCT 017	84	81
0283 WHEATLAND PCT 018	65	71
0285 WHEATLAND PCT 020	49	46
0286 WHEATLAND PCT 021	68	75
0287 WHEATLAND PCT 022	1	0
0288 WHEATLAND PCT 023	94	71
0289 WHEATLAND PCT 024	46	58
0290 WHEATLAND PCT 025	83	86
0291 WHEATLAND PCT 026	77	78
0292 WHEATLAND PCT 027	89	99
0293 WHEATLAND PCT 028	83	63
0294 WHEATLAND PCT 029	103	85
0295 WHEATLAND PCT 030	62	66

Total Democratic Ballots Cast for
 State Central Committeewoman
 14th Congressional District
7,884

**For City of Aurora's ballots cast
 and precinct breakdown – refer to
 that section of this book**

	VOTES	PERCENT		VOTES	PERCENT
STATE CENTRAL COMMITTEEWOMAN 16TH CONGRESSIONAL DISTRICT					
Vote for not more than 1					
01 = Angeḷique "Angie" Bodine	414	25.78			
02 = Christine Benson	745	46.39	03 = Elizabeth Lindquist	447	27.83

	01	02	03		

0001 CHANNAHON PCT 001	29	57	33		
0002 CHANNAHON PCT 002	38	88	45		
0003 CHANNAHON PCT 003	40	61	43		
0004 CHANNAHON PCT 004	37	55	53		
0005 CHANNAHON PCT 005	35	43	46		
0018 CUSTER PCT 001	20	43	35		
0056 FLORENCE PCT 001	13	36	6		
0237 REED PCT 001	29	59	25		
0238 REED PCT 002	34	42	29		
0239 REED PCT 003	37	65	25		
0265 WESLEY PCT 001	24	51	38		
0297 WILMINGTON PCT 001	25	57	31		
0298 WILMINGTON PCT 002	26	46	19		
0299 WILMINGTON PCT 003	27	42	19		

Total Democratic Ballots Cast for
 State Central Committeewoman
 16th Congressional District
1,884

	VOTES	PERCENT
STATE CENTRAL COMMITTEEMAN 1ST CONGRESSIONAL DISTRICT		
Vote for not more than 1		
01 = Bobby L. Rush	5,992	100.00

01

0057 FRANKFORT PCT 001	146
0058 FRANKFORT PCT 002	121
0059 FRANKFORT PCT 003	156
0060 FRANKFORT PCT 004	107
0061 FRANKFORT PCT 005	171
0062 FRANKFORT PCT 006	109
0063 FRANKFORT PCT 007	118
0064 FRANKFORT PCT 008	138
0065 FRANKFORT PCT 009	138
0066 FRANKFORT PCT 010	160
0067 FRANKFORT PCT 011	140
0068 FRANKFORT PCT 012	157
0069 FRANKFORT PCT 013	111
0070 FRANKFORT PCT 014	161
0071 FRANKFORT PCT 015	133
0072 FRANKFORT PCT 016	169
0073 FRANKFORT PCT 017	124
0074 FRANKFORT PCT 018	104
0075 FRANKFORT PCT 019	121
0076 FRANKFORT PCT 020	119
0077 FRANKFORT PCT 021	131
0078 FRANKFORT PCT 022	150
0079 FRANKFORT PCT 023	93
0080 FRANKFORT PCT 024	212
0081 FRANKFORT PCT 025	119
0082 FRANKFORT PCT 026	121
0083 FRANKFORT PCT 027	105
0084 FRANKFORT PCT 028	165
0085 GREEN GARDEN PCT 001	82
0086 GREEN GARDEN PCT 002	99
0105 JACKSON PCT 001	76
0106 JACKSON PCT 002	110
0168 MANHATTAN PCT 001	115
0169 MANHATTAN PCT 002	116
0170 MANHATTAN PCT 003	148
0171 MANHATTAN PCT 004	110
0181 NEW LENOX PCT 002	35
0186 NEW LENOX PCT 007	132
0187 NEW LENOX PCT 008	118
0191 NEW LENOX PCT 012	100
0192 NEW LENOX PCT 013	116
0193 NEW LENOX PCT 014	186
0194 NEW LENOX PCT 015	122
0196 NEW LENOX PCT 017	117
0197 NEW LENOX PCT 018	100
0198 NEW LENOX PCT 019	152
0199 NEW LENOX PCT 020	159

Total Democratic Ballots Cast for
State Central Committeeman
1st Congressional District
8,107

STATE CENTRAL COMMITTEEMAN 2ND CONGRESSIONAL DISTRICT

Vote for not more than 1

	VOTES	PERCENT
01 = Al Riley	2,420	54.88
02 = William Calloway	1,990	45.12

	01	02
0006 CRETE PCT 001	140	107
0007 CRETE PCT 002	70	70
0008 CRETE PCT 003	87	54
0009 CRETE PCT 004	117	104
0010 CRETE PCT 005	122	136
0011 CRETE PCT 006	117	94
0012 CRETE PCT 007	165	119
0013 CRETE PCT 008	87	110
0014 CRETE PCT 009	68	59
0015 CRETE PCT 010	62	38
0016 CRETE PCT 011	55	44
0017 CRETE PCT 012	70	73
0172 MONEE PCT 001	111	64
0173 MONEE PCT 002	175	92
0174 MONEE PCT 003	95	88
0175 MONEE PCT 004	101	87
0176 MONEE PCT 005	133	109
0177 MONEE PCT 006	116	71
0178 MONEE PCT 007	167	108
0179 MONEE PCT 008	60	59
0200 PEOTONE PCT 001	37	61
0201 PEOTONE PCT 002	41	46
0262 WASHINGTON PCT 001	59	62
0263 WASHINGTON PCT 002	60	46
0264 WASHINGTON PCT 003	52	37
0296 WILL PCT 001	23	30
0300 WILTON PCT 001	30	22

Total Democratic Ballots Cast for
State Central Committeeman
2nd Congressional District
4,997

VOTES PERCENT

STATE CENTRAL COMMITTEEMAN 3RD CONGRESSIONAL DISTRICT

Vote for not more than 1

01 = Michael J. Madigan	4,154	78.85
02 = WRITE-IN	1,114	21.15

-----	01	02

0050 DU PAGE PCT 032	42	7
0051 DU PAGE PCT 033	16	7
0053 DU PAGE PCT 035	83	13
0054 DU PAGE PCT 036	149	50
0055 DU PAGE PCT 037	116	18
0087 HOMER PCT 001	69	29
0088 HOMER PCT 002	92	35
0089 HOMER PCT 003	78	25
0090 HOMER PCT 004	88	27
0091 HOMER PCT 005	66	29
0092 HOMER PCT 006	84	25
0093 HOMER PCT 007	90	23
0094 HOMER PCT 008	88	24
0095 HOMER PCT 009	90	23
0096 HOMER PCT 010	99	26
0097 HOMER PCT 011	94	26
0098 HOMER PCT 012	54	34
0099 HOMER PCT 013	69	31
0100 HOMER PCT 014	109	57
0101 HOMER PCT 015	119	39
0102 HOMER PCT 016	83	28
0103 HOMER PCT 017	54	28
0104 HOMER PCT 018	113	28
0107 JOLIET PCT 001	166	18
0108 JOLIET PCT 002	90	21
0109 JOLIET PCT 003	92	27
0145 LOCKPORT PCT 002	153	31
0146 LOCKPORT PCT 003	134	26
0147 LOCKPORT PCT 004	95	29
0148 LOCKPORT PCT 005	83	32
0153 LOCKPORT PCT 010	127	30
0154 LOCKPORT PCT 011	108	31
0155 LOCKPORT PCT 012	95	22
0158 LOCKPORT PCT 015	123	17
0159 LOCKPORT PCT 016	134	28
0160 LOCKPORT PCT 017	122	45
0161 LOCKPORT PCT 018	112	26
0162 LOCKPORT PCT 019	116	49
0163 LOCKPORT PCT 020	0	0
0164 LOCKPORT PCT 021	104	17
0165 LOCKPORT PCT 022	124	11
0166 LOCKPORT PCT 023	91	14
0167 LOCKPORT PCT 024	140	8

Total Democratic Ballots Cast for
State Central Committeeman
3rd Congressional District
7,570

STATE CENTRAL COMMITTEEMAN 11TH CONGRESSIONAL DISTRICT

Vote for not more than 1

01 = Kevin "Duffy" Blackburn	13,559	60.26
02 = Juan R. Thomas	8,940	39.74

	VOTES	PERCENT
	01	02
0019 DU PAGE PCT 001	100	94
0020 DU PAGE PCT 002	74	81
0021 DU PAGE PCT 003	78	86
0022 DU PAGE PCT 004	62	62
0023 DU PAGE PCT 005	84	78
0024 DU PAGE PCT 006	110	83
0025 DU PAGE PCT 007	72	74
0026 DU PAGE PCT 008	121	104
0027 DU PAGE PCT 009	64	83
0028 DU PAGE PCT 010	103	136
0029 DU PAGE PCT 011	113	108
0030 DU PAGE PCT 012	77	89
0031 DU PAGE PCT 013	117	97
0032 DU PAGE PCT 014	77	116
0033 DU PAGE PCT 015	84	98
0034 DU PAGE PCT 016	99	132
0035 DU PAGE PCT 017	102	90
0036 DU PAGE PCT 018	85	91
0037 DU PAGE PCT 019	108	83
0038 DU PAGE PCT 020	103	73
0039 DU PAGE PCT 021	107	87
0040 DU PAGE PCT 022	89	114
0041 DU PAGE PCT 023	93	106
0042 DU PAGE PCT 024	102	82
0043 DU PAGE PCT 025	95	101
0044 DU PAGE PCT 026	73	68
0045 DU PAGE PCT 027	123	113
0046 DU PAGE PCT 028	92	73
0047 DU PAGE PCT 029	95	80
0048 DU PAGE PCT 030	89	100
0049 DU PAGE PCT 031	46	56
0050 DU PAGE PCT 032	69	62
0051 DU PAGE PCT 033	97	47
0052 DU PAGE PCT 034	104	65
0054 DU PAGE PCT 036	0	0
0105 JACKSON PCT 001	34	13
0107 JOLIET PCT 001	6	3
0108 JOLIET PCT 002	0	0
0110 JOLIET PCT 004	93	43
0111 JOLIET PCT 005	77	68
0112 JOLIET PCT 006	76	50
0113 JOLIET PCT 007	105	80
0114 JOLIET PCT 008	86	39
0115 JOLIET PCT 009	81	48
0116 JOLIET PCT 010	135	33
0117 JOLIET PCT 011	106	33
0118 JOLIET PCT 012	70	59
0119 JOLIET PCT 013	56	62
0120 JOLIET PCT 014	68	47
0121 JOLIET PCT 015	65	39
0122 JOLIET PCT 016	134	85
0123 JOLIET PCT 017	181	50
0124 JOLIET PCT 018	202	52
0125 JOLIET PCT 019	139	37

Total Democratic Ballots Cast for
State Central Committeeman
11th Congressional District
25,075

STATE CENTRAL COMMITTEEMAN 11TH CONGRESSIONAL DISTRICT

	VOTES	PERCENT
Vote for not more than 1		
01 = Kevin "Duffy" Blackburn	13,559	60.26
02 = Juan R. Thomas	8,940	39.74

(CONTINUED FROM PREVIOUS PAGE)

	01	02
0126 JOLIET PCT 020	127	49
0127 JOLIET PCT 021	153	46
0128 JOLIET PCT 022	125	52
0129 JOLIET PCT 023	113	58
0130 JOLIET PCT 024	83	49
0131 JOLIET PCT 025	102	48
0132 JOLIET PCT 026	107	52
0133 JOLIET PCT 027	34	34
0134 JOLIET PCT 028	69	58
0135 JOLIET PCT 029	106	58
0136 JOLIET PCT 030	83	48
0137 JOLIET PCT 031	86	44
0138 JOLIET PCT 032	107	67
0139 JOLIET PCT 033	89	31
0140 JOLIET PCT 034	118	78
0141 JOLIET PCT 035	131	113
0142 JOLIET PCT 036	99	74
0143 JOLIET PCT 037	111	78
0144 LOCKPORT PCT 001	196	110
0149 LOCKPORT PCT 006	87	73
0150 LOCKPORT PCT 007	124	95
0151 LOCKPORT PCT 008	108	95
0152 LOCKPORT PCT 009	170	134
0156 LOCKPORT PCT 013	245	126
0157 LOCKPORT PCT 014	92	46
0163 LOCKPORT PCT 020	118	37
0180 NEW LENOX PCT 001	90	38
0181 NEW LENOX PCT 002	50	30
0182 NEW LENOX PCT 003	83	25
0183 NEW LENOX PCT 004	71	39
0184 NEW LENOX PCT 005	98	53
0185 NEW LENOX PCT 006	61	44
0188 NEW LENOX PCT 009	108	43
0189 NEW LENOX PCT 010	116	54
0190 NEW LENOX PCT 011	110	52
0195 NEW LENOX PCT 016	133	63
0197 NEW LENOX PCT 018	6	3
0205 PLAINFIELD PCT 004	44	46
0206 PLAINFIELD PCT 005	73	50
0207 PLAINFIELD PCT 006	76	83
0208 PLAINFIELD PCT 007	85	92
0211 PLAINFIELD PCT 010	30	21
0212 PLAINFIELD PCT 011	37	36
0213 PLAINFIELD PCT 012	93	83
0214 PLAINFIELD PCT 013	90	67
0215 PLAINFIELD PCT 014	82	63
0216 PLAINFIELD PCT 015	91	49
0217 PLAINFIELD PCT 016	115	48
0218 PLAINFIELD PCT 017	78	56
0219 PLAINFIELD PCT 018	99	57
0220 PLAINFIELD PCT 019	78	47
0221 PLAINFIELD PCT 020	97	42
0222 PLAINFIELD PCT 021	96	36
0223 PLAINFIELD PCT 022	124	65

STATE CENTRAL COMMITTEEMAN 11TH CONGRESSIONAL DISTRICT

Vote for not more than 1

01 = Kevin "Duffy" Blackburn	13,559	60.26
02 = Juan R. Thomas	8,940	39.74

(CONTINUED FROM PREVIOUS PAGE)

	01	02
0224 PLAINFIELD PCT 023	84	41
0225 PLAINFIELD PCT 024	96	56
0226 PLAINFIELD PCT 025	70	48
0227 PLAINFIELD PCT 026	58	36
0228 PLAINFIELD PCT 027	98	69
0229 PLAINFIELD PCT 028	92	53
0230 PLAINFIELD PCT 029	84	46
0231 PLAINFIELD PCT 030	93	51
0232 PLAINFIELD PCT 031	88	54
0233 PLAINFIELD PCT 032	76	54
0234 PLAINFIELD PCT 033	113	48
0235 PLAINFIELD PCT 034	80	46
0236 PLAINFIELD PCT 035	100	71
0240 TROY PCT 001	116	66
0241 TROY PCT 002	91	68
0242 TROY PCT 003	91	34
0243 TROY PCT 004	93	49
0244 TROY PCT 005	123	48
0245 TROY PCT 006	103	40
0246 TROY PCT 007	123	65
0247 TROY PCT 008	167	77
0248 TROY PCT 009	119	48
0249 TROY PCT 010	107	49
0250 TROY PCT 011	183	38
0251 TROY PCT 012	147	48
0252 TROY PCT 013	18	6
0253 TROY PCT 014	17	8
0254 TROY PCT 015	85	32
0255 TROY PCT 016	166	61
0256 TROY PCT 017	31	15
0257 TROY PCT 018	101	69
0258 TROY PCT 019	86	82
0269 WHEATLAND PCT 004	89	119
0270 WHEATLAND PCT 005	57	84
0284 WHEATLAND PCT 019	108	66
0287 WHEATLAND PCT 022	67	87
0291 WHEATLAND PCT 026	1	1
0292 WHEATLAND PCT 027	20	16

	VOTES	PERCENT
STATE CENTRAL COMMITTEEMAN 14TH CONGRESSIONAL DISTRICT		
Vote for not more than 1		
01 = Mark Guethle	3,133	48.44
02 = Peter Janko	3,335	51.56

	01	02
0202 PLAINFIELD PCT 001	80	66
0203 PLAINFIELD PCT 002	64	85
0204 PLAINFIELD PCT 003	52	65
0209 PLAINFIELD PCT 008	64	90
0210 PLAINFIELD PCT 009	73	75
0211 PLAINFIELD PCT 010	23	29
0214 PLAINFIELD PCT 013	19	18
0252 TROY PCT 013	127	159
0253 TROY PCT 014	81	69
0254 TROY PCT 015	16	23
0256 TROY PCT 017	76	50
0259 TROY PCT 020	106	87
0260 TROY PCT 021	81	68
0261 TROY PCT 022	31	39
0266 WHEATLAND PCT 001	461	488
0267 WHEATLAND PCT 002	114	137
0268 WHEATLAND PCT 003	42	63
0271 WHEATLAND PCT 006	77	70
0272 WHEATLAND PCT 007	54	71
0273 WHEATLAND PCT 008	53	77
0274 WHEATLAND PCT 009	96	109
0275 WHEATLAND PCT 010	47	83
0276 WHEATLAND PCT 011	72	79
0277 WHEATLAND PCT 012	61	52
0278 WHEATLAND PCT 013	63	76
0279 WHEATLAND PCT 014	76	71
0280 WHEATLAND PCT 015	60	64
0281 WHEATLAND PCT 016	71	79
0282 WHEATLAND PCT 017	91	78
0283 WHEATLAND PCT 018	55	82
0285 WHEATLAND PCT 020	45	51
0286 WHEATLAND PCT 021	68	73
0287 WHEATLAND PCT 022	1	0
0288 WHEATLAND PCT 023	83	85
0289 WHEATLAND PCT 024	44	59
0290 WHEATLAND PCT 025	87	82
0291 WHEATLAND PCT 026	81	78
0292 WHEATLAND PCT 027	112	77
0293 WHEATLAND PCT 028	68	75
0294 WHEATLAND PCT 029	96	90
0295 WHEATLAND PCT 030	62	63

Total Democratic Ballots Cast for
 State Central Committeeman
 14th Congressional District
7,884


**For City of Aurora's ballots cast
 and precinct breakdown – refer to
 that section of this book**

	VOTES	PERCENT		VOTES	PERCENT
STATE CENTRAL COMMITTEEMAN 16TH CONGRESSIONAL DISTRICT					
Vote for not more than 1					
01 = John M. Nelson	397	24.57			
02 = Tom P. Walsh	1,033	63.92	03 = Arthur Bardsley	186	11.51

	01	02	03		

0001 CHANNAHON PCT 001	27	77	15		
0002 CHANNAHON PCT 002	51	93	21		
0003 CHANNAHON PCT 003	35	86	22		
0004 CHANNAHON PCT 004	26	99	14		
0005 CHANNAHON PCT 005	34	75	15		
0018 CUSTER PCT 001	18	62	17		
0056 FLORENCE PCT 001	14	44	3		
0237 REED PCT 001	32	72	11		
0238 REED PCT 002	32	62	13		
0239 REED PCT 003	25	87	16		
0265 WESLEY PCT 001	18	88	12		
0297 WILMINGTON PCT 001	31	67	14		
0298 WILMINGTON PCT 002	28	59	6		
0299 WILMINGTON PCT 003	26	62	7		

**Total Democratic Ballots Cast for
State Central Committeeman
16th Congressional District
1,884**



DEMOCRATIC PARTY

LEGISLATIVE SUMMARY

(15th, 17th, 21st, 38th, 41st & 42nd DISTRICTS)

STATE SENATOR 15TH LEGISLATIVE DISTRICT

VOTES PERCENT

Vote for not more than 1

01 = Napoleon B. Harris, III

1,881 100.00

01

0006 CRETE PCT 001	86
0007 CRETE PCT 002	144
0008 CRETE PCT 003	143
0009 CRETE PCT 004	224
0010 CRETE PCT 005	261
0011 CRETE PCT 006	132
0013 CRETE PCT 008	186
0014 CRETE PCT 009	126
0015 CRETE PCT 010	94
0016 CRETE PCT 011	12
0174 MONEE PCT 003	171
0175 MONEE PCT 004	180
0179 MONEE PCT 008	122

**Total Democratic Ballots Cast for
15th Legislative District
2,151**



STATE SENATOR 17TH LEGISLATIVE DISTRICT

Vote for not more than 1

01 = Donne E. Trotter

VOTES PERCENT

913 100.00

01

0011 CRETE PCT 006	73
0012 CRETE PCT 007	284
0016 CRETE PCT 011	89
0017 CRETE PCT 012	138
0262 WASHINGTON PCT 001	109
0263 WASHINGTON PCT 002	108
0264 WASHINGTON PCT 003	83
0296 WILL PCT 001	29

**Total Democratic Ballots Cast for
17th Legislative District
1,079**



STATE SENATOR 21ST LEGISLATIVE DISTRICT

Vote for not more than 1

01 = Laura Ellman

VOTES PERCENT

2,408 100.00

01

0019 DU PAGE PCT 001	196
0020 DU PAGE PCT 002	164
0025 DU PAGE PCT 007	101
0270 WHEATLAND PCT 005	139
0271 WHEATLAND PCT 006	159
0272 WHEATLAND PCT 007	137
0273 WHEATLAND PCT 008	148
0274 WHEATLAND PCT 009	221
0275 WHEATLAND PCT 010	150
0277 WHEATLAND PCT 012	56
0278 WHEATLAND PCT 013	144
0279 WHEATLAND PCT 014	154
0280 WHEATLAND PCT 015	123
0281 WHEATLAND PCT 016	26
0282 WHEATLAND PCT 017	171
0283 WHEATLAND PCT 018	140
0285 WHEATLAND PCT 020	102
0286 WHEATLAND PCT 021	77

Total Democratic Ballots Cast for
21st Legislative District
2,852

STATE SENATOR 38TH LEGISLATIVE DISTRICT

Vote for not more than 1

01 = Heidi Henry

VOTES PERCENT

1,136 100.00

01

0001 CHANNAHON PCT 001	122
0002 CHANNAHON PCT 002	169
0005 CHANNAHON PCT 005	7
0018 CUSTER PCT 001	98
0056 FLORENCE PCT 001	9
0237 REED PCT 001	109
0238 REED PCT 002	108
0239 REED PCT 003	123
0265 WESLEY PCT 001	110
0297 WILMINGTON PCT 001	111
0298 WILMINGTON PCT 002	83
0299 WILMINGTON PCT 003	87

Total Democratic Ballots Cast for
38th Legislative District
1,353

STATE SENATOR 41ST LEGISLATIVE DISTRICT

VOTES PERCENT

Vote for not more than 1
01 = Bridget M. Fitzgerald

1,995 100.00

01

0021 DU PAGE PCT 003	172
0022 DU PAGE PCT 004	70
0025 DU PAGE PCT 007	52
0087 HOMER PCT 001	120
0088 HOMER PCT 002	140
0089 HOMER PCT 003	139
0090 HOMER PCT 004	148
0091 HOMER PCT 005	110
0092 HOMER PCT 006	138
0093 HOMER PCT 007	138
0094 HOMER PCT 008	127
0095 HOMER PCT 009	128
0096 HOMER PCT 010	162
0097 HOMER PCT 011	140
0098 HOMER PCT 012	112
0103 HOMER PCT 017	99

**Total Democratic Ballots Cast for
41st Legislative District
2,447**



STATE SENATOR 42ND LEGISLATIVE DISTRICT

VOTES PERCENT

Vote for not more than 1

01 = Linda Holmes


1,526 100.00

01

0266 WHEATLAND PCT 001	783
0267 WHEATLAND PCT 002	284
0268 WHEATLAND PCT 003	117
0269 WHEATLAND PCT 004	205
0276 WHEATLAND PCT 011	69
0277 WHEATLAND PCT 012	68

Total Democratic Ballots Cast for
42nd Legislative District
1,693

**For City of Aurora's ballots cast
and precinct breakdown – refer to
that section of this book**



DEMOCRATIC PARTY

REPRESENTATIVE SUMMARY

(29th, 34th, 37th, 38th, 41st, 75th, 79th, 80th, 81st,
82nd, 84th, 85th, 86th, 97th & 98th DISTRICTS)

REPRESENTATIVE IN THE GENERAL ASSEMBLY
29TH REPRESENTATIVE DISTRICT

VOTES PERCENT

Vote for not more than 1

01 = Thaddeus Jones

02 = Corean Davis

1,210 59.46
825 40.54

01 02

0006 CRETE PCT 001	58	32
0007 CRETE PCT 002	85	66
0008 CRETE PCT 003	87	69
0009 CRETE PCT 004	148	91
0010 CRETE PCT 005	181	96
0011 CRETE PCT 006	89	51
0013 CRETE PCT 008	104	102
0014 CRETE PCT 009	80	55
0015 CRETE PCT 010	54	58
0016 CRETE PCT 011	7	6
0174 MONEE PCT 003	127	59
0175 MONEE PCT 004	115	85
0179 MONEE PCT 008	75	55

Total Democratic Ballots Cast for
29th Representative District
2,151

REPRESENTATIVE IN THE GENERAL ASSEMBLY
34TH REPRESENTATIVE DISTRICT

VOTES PERCENT

Vote for not more than 1
01 = Elgie R. Sims, Jr.

918 100.00

01

0011 CRETE PCT 006	76
0012 CRETE PCT 007	281
0016 CRETE PCT 011	91
0017 CRETE PCT 012	143
0262 WASHINGTON PCT 001	109
0263 WASHINGTON PCT 002	108
0264 WASHINGTON PCT 003	81
0296 WILL PCT 001	29

Total Democratic Ballots Cast for
34th Representative District
1,079



VOTES PERCENT

REPRESENTATIVE IN THE GENERAL ASSEMBLY
37TH REPRESENTATIVE DISTRICT

Vote for not more than 1

01 = Matthew J. Hunt

5,727 100.00

01

0057 FRANKFORT PCT 001	159
0058 FRANKFORT PCT 002	136
0059 FRANKFORT PCT 003	169
0060 FRANKFORT PCT 004	117
0061 FRANKFORT PCT 005	185
0062 FRANKFORT PCT 006	116
0063 FRANKFORT PCT 007	127
0064 FRANKFORT PCT 008	149
0065 FRANKFORT PCT 009	162
0068 FRANKFORT PCT 012	164
0069 FRANKFORT PCT 013	125
0072 FRANKFORT PCT 016	180
0073 FRANKFORT PCT 017	91
0074 FRANKFORT PCT 018	123
0075 FRANKFORT PCT 019	139
0077 FRANKFORT PCT 021	142
0078 FRANKFORT PCT 022	171
0079 FRANKFORT PCT 023	60
0080 FRANKFORT PCT 024	69
0099 HOMER PCT 013	121
0100 HOMER PCT 014	204
0101 HOMER PCT 015	189
0102 HOMER PCT 016	130
0104 HOMER PCT 018	162
0180 NEW LENOX PCT 001	130
0181 NEW LENOX PCT 002	112
0182 NEW LENOX PCT 003	101
0183 NEW LENOX PCT 004	105
0184 NEW LENOX PCT 005	145
0185 NEW LENOX PCT 006	102
0186 NEW LENOX PCT 007	138
0187 NEW LENOX PCT 008	136
0188 NEW LENOX PCT 009	138
0189 NEW LENOX PCT 010	173
0190 NEW LENOX PCT 011	158
0191 NEW LENOX PCT 012	118
0192 NEW LENOX PCT 013	127
0193 NEW LENOX PCT 014	204
0194 NEW LENOX PCT 015	133
0195 NEW LENOX PCT 016	185
0196 NEW LENOX PCT 017	119
0198 NEW LENOX PCT 019	13

Total Democratic Ballots Cast for
37th Representative District
7,027

REPRESENTATIVE IN THE GENERAL ASSEMBLY
38TH REPRESENTATIVE DISTRICT

VOTES PERCENT

VOTES PERCENT

Vote for not more than 1

01 = Max Solomon

02 = Debbie Meyers-Martin

70 8.41

415 49.88

03 = Cecil Matthews, Jr.

04 = David Bonner

94 11.30

253 30.41

01 02 03 04

0059 FRANKFORT PCT 003

0 2 0 0

0066 FRANKFORT PCT 010

14 113 15 52

0070 FRANKFORT PCT 014

13 77 16 73

0071 FRANKFORT PCT 015

15 81 16 53

0076 FRANKFORT PCT 020

15 60 19 48

0080 FRANKFORT PCT 024

13 82 28 27

Total Democratic Ballots Cast for
38th Representative District
920

REPRESENTATIVE IN THE GENERAL ASSEMBLY
41ST REPRESENTATIVE DISTRICT

VOTES PERCENT

Vote for not more than 1
01 = Val Montgomery

2,387 100.00

01

0019 DU PAGE PCT 001	195
0020 DU PAGE PCT 002	159
0025 DU PAGE PCT 007	100
0270 WHEATLAND PCT 005	140
0271 WHEATLAND PCT 006	157
0272 WHEATLAND PCT 007	139
0273 WHEATLAND PCT 008	147
0274 WHEATLAND PCT 009	217
0275 WHEATLAND PCT 010	150
0277 WHEATLAND PCT 012	54
0278 WHEATLAND PCT 013	143
0279 WHEATLAND PCT 014	153
0280 WHEATLAND PCT 015	120
0281 WHEATLAND PCT 016	26
0282 WHEATLAND PCT 017	169
0283 WHEATLAND PCT 018	139
0285 WHEATLAND PCT 020	101
0286 WHEATLAND PCT 021	78

Total Democratic Ballots Cast for
41st Representative District
2,852



REPRESENTATIVE IN THE GENERAL ASSEMBLY
75TH REPRESENTATIVE DISTRICT

VOTES PERCENT

Vote for not more than 1
01 = NO CANDIDATE FILED

0

01

0001 CHANNAHON PCT 001	0
0002 CHANNAHON PCT 002	0
0005 CHANNAHON PCT 005	0
0018 CUSTER PCT 001	0
0056 FLORENCE PCT 001	0
0237 REED PCT 001	0
0238 REED PCT 002	0
0239 REED PCT 003	0
0265 WESLEY PCT 001	0
0297 WILMINGTON PCT 001	0
0298 WILMINGTON PCT 002	0
0299 WILMINGTON PCT 003	0

Total Democratic Ballots Cast for
75th Representative District
1,353

REPRESENTATIVE IN THE GENERAL ASSEMBLY
79TH REPRESENTATIVE DISTRICT

VOTES PERCENT

Vote for not more than 1

01 = Lisa M. Dugan

208 100.00

01

0200 PEOTONE PCT 001

87

0201 PEOTONE PCT 002

92

0262 WASHINGTON PCT 001

4

0296 WILL PCT 001

19

0300 WILTON PCT 001

6

Total Democratic Ballots Cast for
79th Representative District
243



REPRESENTATIVE IN THE GENERAL ASSEMBLY
80TH REPRESENTATIVE DISTRICT

VOTES PERCENT


Vote for not more than 1
01 = Anthony DeLuca

3,471 100.00

01

0006 CRETE PCT 001	152
0056 FLORENCE PCT 001	43
0067 FRANKFORT PCT 011	152
0073 FRANKFORT PCT 017	48
0079 FRANKFORT PCT 023	47
0081 FRANKFORT PCT 025	139
0082 FRANKFORT PCT 026	127
0083 FRANKFORT PCT 027	118
0084 FRANKFORT PCT 028	175
0085 GREEN GARDEN PCT 001	103
0086 GREEN GARDEN PCT 002	119
0168 MANHATTAN PCT 001	133
0169 MANHATTAN PCT 002	144
0170 MANHATTAN PCT 003	167
0171 MANHATTAN PCT 004	123
0172 MONEE PCT 001	170
0173 MONEE PCT 002	271
0176 MONEE PCT 005	235
0177 MONEE PCT 006	175
0178 MONEE PCT 007	287
0195 NEW LENOX PCT 016	3
0196 NEW LENOX PCT 017	8
0197 NEW LENOX PCT 018	123
0198 NEW LENOX PCT 019	156
0199 NEW LENOX PCT 020	184
0200 PEOTONE PCT 001	15
0300 WILTON PCT 001	54

Total Democratic Ballots Cast for
80th Representative District
4,057



REPRESENTATIVE IN THE GENERAL ASSEMBLY
81ST REPRESENTATIVE DISTRICT

VOTES PERCENT

Vote for not more than 1
01 = Anne M. Stava-Murray

289 100.00

01

0021 DU PAGE PCT 003 168
0022 DU PAGE PCT 004 70
0025 DU PAGE PCT 007 51

Total Democratic Ballots Cast for
81st Representative District
352



REPRESENTATIVE IN THE GENERAL ASSEMBLY
 82ND REPRESENTATIVE DISTRICT

VOTES PERCENT

Vote for not more than 1

01 = Tom Chlystek

02 = Candidate Withdrew

728 100.00
 0

 01 02

0087 HOMER PCT 001	47	0
0088 HOMER PCT 002	56	0
0089 HOMER PCT 003	54	0
0090 HOMER PCT 004	57	0
0091 HOMER PCT 005	53	0
0092 HOMER PCT 006	63	0
0093 HOMER PCT 007	70	0
0094 HOMER PCT 008	58	0
0095 HOMER PCT 009	56	0
0096 HOMER PCT 010	61	0
0097 HOMER PCT 011	58	0
0098 HOMER PCT 012	42	0
0103 HOMER PCT 017	53	0

Total Democratic Ballots Cast for
 82nd Representative District
2,095

REPRESENTATIVE IN THE GENERAL ASSEMBLY
84TH REPRESENTATIVE DISTRICT

VOTES PERCENT

Vote for not more than 1
01 = Stephanie A. Kifowit

1,518 100.00

01

0266 WHEATLAND PCT 001	781
0267 WHEATLAND PCT 002	279
0268 WHEATLAND PCT 003	118
0269 WHEATLAND PCT 004	208
0276 WHEATLAND PCT 011	65
0277 WHEATLAND PCT 012	67

Total Democratic Ballots Cast for
84th Representative District
1,693

**For City of Aurora's ballots cast
and precinct breakdown – refer to
that section of this book**

REPRESENTATIVE IN THE GENERAL ASSEMBLY
85TH REPRESENTATIVE DISTRICT

VOTES PERCENT

Vote for not more than 1

01 = John Connor

6,324 100.00

01

0022 DU PAGE PCT 004	52
0023 DU PAGE PCT 005	166
0024 DU PAGE PCT 006	187
0026 DU PAGE PCT 008	209
0028 DU PAGE PCT 010	234
0029 DU PAGE PCT 011	215
0030 DU PAGE PCT 012	170
0031 DU PAGE PCT 013	211
0035 DU PAGE PCT 017	191
0036 DU PAGE PCT 018	174
0037 DU PAGE PCT 019	187
0038 DU PAGE PCT 020	171
0039 DU PAGE PCT 021	193
0040 DU PAGE PCT 022	190
0043 DU PAGE PCT 025	180
0044 DU PAGE PCT 026	138
0045 DU PAGE PCT 027	233
0046 DU PAGE PCT 028	164
0048 DU PAGE PCT 030	183
0050 DU PAGE PCT 032	188
0051 DU PAGE PCT 033	169
0054 DU PAGE PCT 036	101
0055 DU PAGE PCT 037	156
0145 LOCKPORT PCT 002	207
0146 LOCKPORT PCT 003	174
0147 LOCKPORT PCT 004	144
0148 LOCKPORT PCT 005	140
0153 LOCKPORT PCT 010	176
0154 LOCKPORT PCT 011	179
0155 LOCKPORT PCT 012	149
0158 LOCKPORT PCT 015	153
0159 LOCKPORT PCT 016	198
0160 LOCKPORT PCT 017	215
0161 LOCKPORT PCT 018	166
0162 LOCKPORT PCT 019	201
0166 LOCKPORT PCT 023	9
0167 LOCKPORT PCT 024	151

Total Democratic Ballots Cast for
85th Representative District
7,433

VOTES PERCENT

REPRESENTATIVE IN THE GENERAL ASSEMBLY
86TH REPRESENTATIVE DISTRICT

Vote for not more than 1

01 = Lawrence "Larry" Walsh, Jr.

7,579 100.00

01

0003 CHANNAHON PCT 003	161
0004 CHANNAHON PCT 004	141
0005 CHANNAHON PCT 005	118
0105 JACKSON PCT 001	147
0106 JACKSON PCT 002	142
0109 JOLIET PCT 003	138
0110 JOLIET PCT 004	128
0111 JOLIET PCT 005	153
0112 JOLIET PCT 006	129
0113 JOLIET PCT 007	185
0116 JOLIET PCT 010	175
0117 JOLIET PCT 011	133
0118 JOLIET PCT 012	125
0119 JOLIET PCT 013	122
0120 JOLIET PCT 014	114
0121 JOLIET PCT 015	100
0122 JOLIET PCT 016	223
0123 JOLIET PCT 017	225
0124 JOLIET PCT 018	242
0125 JOLIET PCT 019	173
0126 JOLIET PCT 020	176
0127 JOLIET PCT 021	190
0128 JOLIET PCT 022	173
0129 JOLIET PCT 023	163
0130 JOLIET PCT 024	136
0131 JOLIET PCT 025	147
0132 JOLIET PCT 026	158
0133 JOLIET PCT 027	64
0134 JOLIET PCT 028	130
0135 JOLIET PCT 029	162
0136 JOLIET PCT 030	132
0137 JOLIET PCT 031	130
0138 JOLIET PCT 032	177
0139 JOLIET PCT 033	121
0140 JOLIET PCT 034	200
0141 JOLIET PCT 035	257
0142 JOLIET PCT 036	174
0143 JOLIET PCT 037	188
0162 LOCKPORT PCT 019	10
0164 LOCKPORT PCT 021	163
0165 LOCKPORT PCT 022	171
0166 LOCKPORT PCT 023	128
0242 TROY PCT 003	121
0248 TROY PCT 009	77
0250 TROY PCT 011	210
0251 TROY PCT 012	185
0255 TROY PCT 016	225
0257 TROY PCT 018	167
0258 TROY PCT 019	170

Total Democratic Ballots Cast for
86th Representative District
8,309

REPRESENTATIVE IN THE GENERAL ASSEMBLY
97TH REPRESENTATIVE DISTRICT

VOTES PERCENT

Vote for not more than 1

01 = Mica Freeman

5,817 100.00

01

0202 PLAINFIELD PCT 001	149
0203 PLAINFIELD PCT 002	153
0204 PLAINFIELD PCT 003	113
0209 PLAINFIELD PCT 008	165
0210 PLAINFIELD PCT 009	151
0211 PLAINFIELD PCT 010	110
0214 PLAINFIELD PCT 013	190
0215 PLAINFIELD PCT 014	142
0216 PLAINFIELD PCT 015	137
0217 PLAINFIELD PCT 016	152
0220 PLAINFIELD PCT 019	119
0221 PLAINFIELD PCT 020	133
0223 PLAINFIELD PCT 022	182
0226 PLAINFIELD PCT 025	109
0227 PLAINFIELD PCT 026	33
0228 PLAINFIELD PCT 027	94
0240 TROY PCT 001	134
0246 TROY PCT 007	184
0247 TROY PCT 008	232
0249 TROY PCT 010	139
0252 TROY PCT 013	302
0253 TROY PCT 014	172
0254 TROY PCT 015	146
0256 TROY PCT 017	163
0259 TROY PCT 020	204
0260 TROY PCT 021	148
0261 TROY PCT 022	74
0266 WHEATLAND PCT 001	232
0276 WHEATLAND PCT 011	89
0278 WHEATLAND PCT 013	7
0281 WHEATLAND PCT 016	128
0286 WHEATLAND PCT 021	70
0287 WHEATLAND PCT 022	1
0288 WHEATLAND PCT 023	172
0289 WHEATLAND PCT 024	106
0290 WHEATLAND PCT 025	170
0291 WHEATLAND PCT 026	154
0292 WHEATLAND PCT 027	190
0293 WHEATLAND PCT 028	153
0294 WHEATLAND PCT 029	185
0295 WHEATLAND PCT 030	130

Total Democratic Ballots Cast for
97th Representative District
6,849

VOTES PERCENT

REPRESENTATIVE IN THE GENERAL ASSEMBLY
98TH REPRESENTATIVE DISTRICT

Vote for not more than 1


01 = Natalie A. Manley

8,241 100.00

01

0027 DU PAGE PCT 009	150
0032 DU PAGE PCT 014	198
0033 DU PAGE PCT 015	184
0034 DU PAGE PCT 016	236
0041 DU PAGE PCT 023	206
0042 DU PAGE PCT 024	186
0047 DU PAGE PCT 029	175
0049 DU PAGE PCT 031	101
0052 DU PAGE PCT 034	176
0053 DU PAGE PCT 035	103
0054 DU PAGE PCT 036	120
0107 JOLIET PCT 001	214
0108 JOLIET PCT 002	167
0114 JOLIET PCT 008	126
0115 JOLIET PCT 009	121
0144 LOCKPORT PCT 001	330
0149 LOCKPORT PCT 006	167
0150 LOCKPORT PCT 007	224
0151 LOCKPORT PCT 008	204
0152 LOCKPORT PCT 009	324
0156 LOCKPORT PCT 013	385
0157 LOCKPORT PCT 014	136
0163 LOCKPORT PCT 020	146
0205 PLAINFIELD PCT 004	91
0206 PLAINFIELD PCT 005	124
0207 PLAINFIELD PCT 006	159
0208 PLAINFIELD PCT 007	175
0212 PLAINFIELD PCT 011	74
0213 PLAINFIELD PCT 012	180
0218 PLAINFIELD PCT 017	135
0219 PLAINFIELD PCT 018	157
0222 PLAINFIELD PCT 021	133
0224 PLAINFIELD PCT 023	125
0225 PLAINFIELD PCT 024	149
0227 PLAINFIELD PCT 026	56
0228 PLAINFIELD PCT 027	73
0229 PLAINFIELD PCT 028	145
0230 PLAINFIELD PCT 029	124
0231 PLAINFIELD PCT 030	144
0232 PLAINFIELD PCT 031	139
0233 PLAINFIELD PCT 032	129
0234 PLAINFIELD PCT 033	153
0235 PLAINFIELD PCT 034	128
0236 PLAINFIELD PCT 035	175
0240 TROY PCT 001	47
0241 TROY PCT 002	154
0243 TROY PCT 004	141
0244 TROY PCT 005	162
0245 TROY PCT 006	138
0248 TROY PCT 009	80
0284 WHEATLAND PCT 019	180
0287 WHEATLAND PCT 022	155
0291 WHEATLAND PCT 026	2
0292 WHEATLAND PCT 027	35

Total Democratic Ballots Cast for
98th Representative District
9,104



DEMOCRATIC PARTY

COUNTY OFFICES SUMMARY

**COUNTY CLERK
COUNTY TREASURER
COUNTY SHERIFF**

VOTES PERCENT

COUNTY CLERK

Vote for not more than 1

01 = Lauren Staley-Ferry

02 = Denise Mushro-Rumchak

29,196 58.55
20,673 41.45

01 02

0001 CHANNAHON PCT 001	77	60
0002 CHANNAHON PCT 002	91	98
0003 CHANNAHON PCT 003	90	74
0004 CHANNAHON PCT 004	80	66
0005 CHANNAHON PCT 005	82	47
0006 CRETE PCT 001	165	75
0007 CRETE PCT 002	102	42
0008 CRETE PCT 003	89	57
0009 CRETE PCT 004	151	79
0010 CRETE PCT 005	189	70
0011 CRETE PCT 006	123	92
0012 CRETE PCT 007	174	112
0013 CRETE PCT 008	148	57
0014 CRETE PCT 009	68	64
0015 CRETE PCT 010	63	37
0016 CRETE PCT 011	65	38
0017 CRETE PCT 012	90	58
0018 CUSTER PCT 001	63	41
0019 DU PAGE PCT 001	117	78
0020 DU PAGE PCT 002	98	71
0021 DU PAGE PCT 003	94	71
0022 DU PAGE PCT 004	75	54
0023 DU PAGE PCT 005	109	58
0024 DU PAGE PCT 006	127	67
0025 DU PAGE PCT 007	69	80
0026 DU PAGE PCT 008	152	76
0027 DU PAGE PCT 009	95	60
0028 DU PAGE PCT 010	160	85
0029 DU PAGE PCT 011	143	87
0030 DU PAGE PCT 012	106	66
0031 DU PAGE PCT 013	143	75
0032 DU PAGE PCT 014	122	74
0033 DU PAGE PCT 015	110	68
0034 DU PAGE PCT 016	161	78
0035 DU PAGE PCT 017	121	72
0036 DU PAGE PCT 018	119	64
0037 DU PAGE PCT 019	126	65
0038 DU PAGE PCT 020	124	55
0039 DU PAGE PCT 021	132	64
0040 DU PAGE PCT 022	137	76
0041 DU PAGE PCT 023	133	70
0042 DU PAGE PCT 024	137	50
0043 DU PAGE PCT 025	128	65
0044 DU PAGE PCT 026	89	53
0045 DU PAGE PCT 027	164	81
0046 DU PAGE PCT 028	117	51
0047 DU PAGE PCT 029	113	60
0048 DU PAGE PCT 030	126	60
0049 DU PAGE PCT 031	64	34
0050 DU PAGE PCT 032	123	70
0051 DU PAGE PCT 033	100	74
0052 DU PAGE PCT 034	92	83
0053 DU PAGE PCT 035	77	29
0054 DU PAGE PCT 036	149	85

**For City of Aurora's ballots cast
and precinct breakdown – refer to
that section of this book**

VOTES PERCENT

COUNTY CLERK

Vote for not more than 1

01 = Lauren Staley-Ferry	29,196	58.55
02 = Denise Mushro-Rumchak	20,673	41.45

(CONTINUED FROM PREVIOUS PAGE)

	01	02
0055 DU PAGE PCT 037	101	56
0056 FLORENCE PCT 001	40	19
0057 FRANKFORT PCT 001	91	82
0058 FRANKFORT PCT 002	83	68
0059 FRANKFORT PCT 003	112	70
0060 FRANKFORT PCT 004	69	50
0061 FRANKFORT PCT 005	99	105
0062 FRANKFORT PCT 006	71	44
0063 FRANKFORT PCT 007	75	58
0064 FRANKFORT PCT 008	97	60
0065 FRANKFORT PCT 009	98	70
0066 FRANKFORT PCT 010	122	70
0067 FRANKFORT PCT 011	80	79
0068 FRANKFORT PCT 012	83	96
0069 FRANKFORT PCT 013	67	66
0070 FRANKFORT PCT 014	97	71
0071 FRANKFORT PCT 015	96	63
0072 FRANKFORT PCT 016	113	80
0073 FRANKFORT PCT 017	66	83
0074 FRANKFORT PCT 018	55	82
0075 FRANKFORT PCT 019	93	54
0076 FRANKFORT PCT 020	80	67
0077 FRANKFORT PCT 021	84	71
0078 FRANKFORT PCT 022	84	107
0079 FRANKFORT PCT 023	58	48
0080 FRANKFORT PCT 024	134	86
0081 FRANKFORT PCT 025	61	87
0082 FRANKFORT PCT 026	76	57
0083 FRANKFORT PCT 027	69	43
0084 FRANKFORT PCT 028	105	82
0085 GREEN GARDEN PCT 001	66	44
0086 GREEN GARDEN PCT 002	66	62
0087 HOMER PCT 001	56	75
0088 HOMER PCT 002	75	81
0089 HOMER PCT 003	86	55
0090 HOMER PCT 004	83	80
0091 HOMER PCT 005	53	62
0092 HOMER PCT 006	65	71
0093 HOMER PCT 007	74	71
0094 HOMER PCT 008	63	69
0095 HOMER PCT 009	72	65
0096 HOMER PCT 010	74	88
0097 HOMER PCT 011	71	67
0098 HOMER PCT 012	66	57
0099 HOMER PCT 013	64	69
0100 HOMER PCT 014	111	106
0101 HOMER PCT 015	77	138
0102 HOMER PCT 016	72	71
0103 HOMER PCT 017	52	61
0104 HOMER PCT 018	89	86
0105 JACKSON PCT 001	90	63
0106 JACKSON PCT 002	76	70
0107 JOLIET PCT 001	137	84
0108 JOLIET PCT 002	96	78

VOTES PERCENT

COUNTY CLERK

Vote for not more than 1

01 = Lauren Staley-Ferry

02 = Denise Mushro-Rumchak

29,196 58.55
 20,673 41.45

(CONTINUED FROM PREVIOUS PAGE)

	01	02
0109 JOLIET PCT 003	85	58
0110 JOLIET PCT 004	87	49
0111 JOLIET PCT 005	90	61
0112 JOLIET PCT 006	79	48
0113 JOLIET PCT 007	109	82
0114 JOLIET PCT 008	87	42
0115 JOLIET PCT 009	76	57
0116 JOLIET PCT 010	111	78
0117 JOLIET PCT 011	82	54
0118 JOLIET PCT 012	75	52
0119 JOLIET PCT 013	68	54
0120 JOLIET PCT 014	62	53
0121 JOLIET PCT 015	51	54
0122 JOLIET PCT 016	117	104
0123 JOLIET PCT 017	120	116
0124 JOLIET PCT 018	132	128
0125 JOLIET PCT 019	103	81
0126 JOLIET PCT 020	94	82
0127 JOLIET PCT 021	111	92
0128 JOLIET PCT 022	78	106
0129 JOLIET PCT 023	96	72
0130 JOLIET PCT 024	71	63
0131 JOLIET PCT 025	87	65
0132 JOLIET PCT 026	87	71
0133 JOLIET PCT 027	41	29
0134 JOLIET PCT 028	78	59
0135 JOLIET PCT 029	100	67
0136 JOLIET PCT 030	70	63
0137 JOLIET PCT 031	64	65
0138 JOLIET PCT 032	117	57
0139 JOLIET PCT 033	65	56
0140 JOLIET PCT 034	113	87
0141 JOLIET PCT 035	158	87
0142 JOLIET PCT 036	117	60
0143 JOLIET PCT 037	117	78
0144 LOCKPORT PCT 001	190	136
0145 LOCKPORT PCT 002	145	71
0146 LOCKPORT PCT 003	111	83
0147 LOCKPORT PCT 004	68	77
0148 LOCKPORT PCT 005	53	103
0149 LOCKPORT PCT 006	93	69
0150 LOCKPORT PCT 007	151	75
0151 LOCKPORT PCT 008	138	68
0152 LOCKPORT PCT 009	156	166
0153 LOCKPORT PCT 010	70	134
0154 LOCKPORT PCT 011	63	145
0155 LOCKPORT PCT 012	43	126
0156 LOCKPORT PCT 013	149	252
0157 LOCKPORT PCT 014	74	66
0158 LOCKPORT PCT 015	87	71
0159 LOCKPORT PCT 016	68	158
0160 LOCKPORT PCT 017	65	194
0161 LOCKPORT PCT 018	65	113
0162 LOCKPORT PCT 019	69	158

VOTES PERCENT

COUNTY CLERK

Vote for not more than 1

01 = Lauren Staley-Ferry	29,196	58.55
02 = Denise Mushro-Rumchak	20,673	41.45

(CONTINUED FROM PREVIOUS PAGE)

	01	02
0163 LOCKPORT PCT 020	95	64
0164 LOCKPORT PCT 021	103	75
0165 LOCKPORT PCT 022	98	80
0166 LOCKPORT PCT 023	59	79
0167 LOCKPORT PCT 024	92	78
0168 MANHATTAN PCT 001	72	71
0169 MANHATTAN PCT 002	71	76
0170 MANHATTAN PCT 003	98	85
0171 MANHATTAN PCT 004	61	73
0172 MONEE PCT 001	106	69
0173 MONEE PCT 002	178	84
0174 MONEE PCT 003	123	56
0175 MONEE PCT 004	129	65
0176 MONEE PCT 005	163	78
0177 MONEE PCT 006	107	74
0178 MONEE PCT 007	190	98
0179 MONEE PCT 008	70	55
0180 NEW LENOX PCT 001	73	59
0181 NEW LENOX PCT 002	68	55
0182 NEW LENOX PCT 003	65	46
0183 NEW LENOX PCT 004	67	50
0184 NEW LENOX PCT 005	70	81
0185 NEW LENOX PCT 006	63	42
0186 NEW LENOX PCT 007	79	69
0187 NEW LENOX PCT 008	70	72
0188 NEW LENOX PCT 009	85	67
0189 NEW LENOX PCT 010	106	71
0190 NEW LENOX PCT 011	85	89
0191 NEW LENOX PCT 012	59	57
0192 NEW LENOX PCT 013	74	54
0193 NEW LENOX PCT 014	133	96
0194 NEW LENOX PCT 015	79	64
0195 NEW LENOX PCT 016	102	93
0196 NEW LENOX PCT 017	84	52
0197 NEW LENOX PCT 018	80	60
0198 NEW LENOX PCT 019	110	65
0199 NEW LENOX PCT 020	123	76
0200 PEOTONE PCT 001	57	44
0201 PEOTONE PCT 002	61	31
0202 PLAINFIELD PCT 001	98	50
0203 PLAINFIELD PCT 002	95	63
0204 PLAINFIELD PCT 003	78	42
0205 PLAINFIELD PCT 004	58	35
0206 PLAINFIELD PCT 005	84	42
0207 PLAINFIELD PCT 006	94	66
0208 PLAINFIELD PCT 007	131	50
0209 PLAINFIELD PCT 008	110	57
0210 PLAINFIELD PCT 009	106	52
0211 PLAINFIELD PCT 010	72	40
0212 PLAINFIELD PCT 011	48	27
0213 PLAINFIELD PCT 012	102	75
0214 PLAINFIELD PCT 013	110	87
0215 PLAINFIELD PCT 014	98	48
0216 PLAINFIELD PCT 015	95	49

VOTES PERCENT

COUNTY CLERK

Vote for not more than 1

01 = Lauren Staley-Ferry	29,196	58.55
02 = Denise Mushro-Rumchak	20,673	41.45

(CONTINUED FROM PREVIOUS PAGE)

	01	02
0217 PLAINFIELD PCT 016	99	61
0218 PLAINFIELD PCT 017	88	50
0219 PLAINFIELD PCT 018	98	60
0220 PLAINFIELD PCT 019	84	40
0221 PLAINFIELD PCT 020	82	62
0222 PLAINFIELD PCT 021	93	42
0223 PLAINFIELD PCT 022	128	68
0224 PLAINFIELD PCT 023	80	53
0225 PLAINFIELD PCT 024	79	76
0226 PLAINFIELD PCT 025	75	45
0227 PLAINFIELD PCT 026	64	34
0228 PLAINFIELD PCT 027	121	48
0229 PLAINFIELD PCT 028	102	45
0230 PLAINFIELD PCT 029	98	35
0231 PLAINFIELD PCT 030	108	43
0232 PLAINFIELD PCT 031	87	55
0233 PLAINFIELD PCT 032	92	39
0234 PLAINFIELD PCT 033	98	64
0235 PLAINFIELD PCT 034	79	50
0236 PLAINFIELD PCT 035	123	52
0237 REED PCT 001	80	37
0238 REED PCT 002	62	49
0239 REED PCT 003	70	56
0240 TROY PCT 001	118	66
0241 TROY PCT 002	104	58
0242 TROY PCT 003	79	52
0243 TROY PCT 004	82	69
0244 TROY PCT 005	106	71
0245 TROY PCT 006	95	47
0246 TROY PCT 007	131	61
0247 TROY PCT 008	169	85
0248 TROY PCT 009	90	75
0249 TROY PCT 010	81	82
0250 TROY PCT 011	102	118
0251 TROY PCT 012	108	89
0252 TROY PCT 013	221	119
0253 TROY PCT 014	110	80
0254 TROY PCT 015	81	77
0255 TROY PCT 016	134	105
0256 TROY PCT 017	90	93
0257 TROY PCT 018	105	68
0258 TROY PCT 019	126	50
0259 TROY PCT 020	137	84
0260 TROY PCT 021	109	60
0261 TROY PCT 022	55	23
0262 WASHINGTON PCT 001	75	49
0263 WASHINGTON PCT 002	68	43
0264 WASHINGTON PCT 003	62	26
0265 WESLEY PCT 001	75	42
0266 WHEATLAND PCT 001	652	307
0267 WHEATLAND PCT 002	147	116
0268 WHEATLAND PCT 003	66	43
0269 WHEATLAND PCT 004	118	91
0270 WHEATLAND PCT 005	87	52

VOTES PERCENT

COUNTY CLERK

Vote for not more than 1

01 = Lauren Staley-Ferry

02 = Denise Mushro-Rumchak

29,196 58.55
 20,673 41.45

(CONTINUED FROM PREVIOUS PAGE)

	01	02
0271 WHEATLAND PCT 006	88	63
0272 WHEATLAND PCT 007	71	63
0273 WHEATLAND PCT 008	88	48
0274 WHEATLAND PCT 009	133	86
0275 WHEATLAND PCT 010	84	57
0276 WHEATLAND PCT 011	104	53
0277 WHEATLAND PCT 012	69	47
0278 WHEATLAND PCT 013	101	52
0279 WHEATLAND PCT 014	102	52
0280 WHEATLAND PCT 015	79	49
0281 WHEATLAND PCT 016	105	48
0282 WHEATLAND PCT 017	117	61
0283 WHEATLAND PCT 018	90	56
0284 WHEATLAND PCT 019	134	52
0285 WHEATLAND PCT 020	54	44
0286 WHEATLAND PCT 021	94	52
0287 WHEATLAND PCT 022	97	61
0288 WHEATLAND PCT 023	117	50
0289 WHEATLAND PCT 024	73	33
0290 WHEATLAND PCT 025	107	65
0291 WHEATLAND PCT 026	119	46
0292 WHEATLAND PCT 027	167	62
0293 WHEATLAND PCT 028	93	59
0294 WHEATLAND PCT 029	124	65
0295 WHEATLAND PCT 030	72	60
0296 WILL PCT 001	31	20
0297 WILMINGTON PCT 001	70	43
0298 WILMINGTON PCT 002	52	40
0299 WILMINGTON PCT 003	54	41
0300 WILTON PCT 001	36	26

VOTES PERCENT

COUNTY TREASURER

Vote for not more than 1
01 = NO CANDIDATE FILED

0

01

0001 CHANNAHON PCT 001	0
0002 CHANNAHON PCT 002	0
0003 CHANNAHON PCT 003	0
0004 CHANNAHON PCT 004	0
0005 CHANNAHON PCT 005	0
0006 CRETE PCT 001	0
0007 CRETE PCT 002	0
0008 CRETE PCT 003	0
0009 CRETE PCT 004	0
0010 CRETE PCT 005	0
0011 CRETE PCT 006	0
0012 CRETE PCT 007	0
0013 CRETE PCT 008	0
0014 CRETE PCT 009	0
0015 CRETE PCT 010	0
0016 CRETE PCT 011	0
0017 CRETE PCT 012	0
0018 CUSTER PCT 001	0
0019 DU PAGE PCT 001	0
0020 DU PAGE PCT 002	0
0021 DU PAGE PCT 003	0
0022 DU PAGE PCT 004	0
0023 DU PAGE PCT 005	0
0024 DU PAGE PCT 006	0
0025 DU PAGE PCT 007	0
0026 DU PAGE PCT 008	0
0027 DU PAGE PCT 009	0
0028 DU PAGE PCT 010	0
0029 DU PAGE PCT 011	0
0030 DU PAGE PCT 012	0
0031 DU PAGE PCT 013	0
0032 DU PAGE PCT 014	0
0033 DU PAGE PCT 015	0
0034 DU PAGE PCT 016	0
0035 DU PAGE PCT 017	0
0036 DU PAGE PCT 018	0
0037 DU PAGE PCT 019	0
0038 DU PAGE PCT 020	0
0039 DU PAGE PCT 021	0
0040 DU PAGE PCT 022	0
0041 DU PAGE PCT 023	0
0042 DU PAGE PCT 024	0
0043 DU PAGE PCT 025	0
0044 DU PAGE PCT 026	0
0045 DU PAGE PCT 027	0
0046 DU PAGE PCT 028	0
0047 DU PAGE PCT 029	0
0048 DU PAGE PCT 030	0
0049 DU PAGE PCT 031	0
0050 DU PAGE PCT 032	0
0051 DU PAGE PCT 033	0
0052 DU PAGE PCT 034	0
0053 DU PAGE PCT 035	0
0054 DU PAGE PCT 036	0
0055 DU PAGE PCT 037	0

**For City of Aurora's ballots cast
and precinct breakdown – refer to
that section of this book**

VOTES PERCENT

COUNTY TREASURER

Vote for not more than 1

01 = NO CANDIDATE FILED

0

(CONTINUED FROM PREVIOUS PAGE)

01

0056 FLORENCE PCT 001	0
0057 FRANKFORT PCT 001	0
0058 FRANKFORT PCT 002	0
0059 FRANKFORT PCT 003	0
0060 FRANKFORT PCT 004	0
0061 FRANKFORT PCT 005	0
0062 FRANKFORT PCT 006	0
0063 FRANKFORT PCT 007	0
0064 FRANKFORT PCT 008	0
0065 FRANKFORT PCT 009	0
0066 FRANKFORT PCT 010	0
0067 FRANKFORT PCT 011	0
0068 FRANKFORT PCT 012	0
0069 FRANKFORT PCT 013	0
0070 FRANKFORT PCT 014	0
0071 FRANKFORT PCT 015	0
0072 FRANKFORT PCT 016	0
0073 FRANKFORT PCT 017	0
0074 FRANKFORT PCT 018	0
0075 FRANKFORT PCT 019	0
0076 FRANKFORT PCT 020	0
0077 FRANKFORT PCT 021	0
0078 FRANKFORT PCT 022	0
0079 FRANKFORT PCT 023	0
0080 FRANKFORT PCT 024	0
0081 FRANKFORT PCT 025	0
0082 FRANKFORT PCT 026	0
0083 FRANKFORT PCT 027	0
0084 FRANKFORT PCT 028	0
0085 GREEN GARDEN PCT 001	0
0086 GREEN GARDEN PCT 002	0
0087 HOMER PCT 001	0
0088 HOMER PCT 002	0
0089 HOMER PCT 003	0
0090 HOMER PCT 004	0
0091 HOMER PCT 005	0
0092 HOMER PCT 006	0
0093 HOMER PCT 007	0
0094 HOMER PCT 008	0
0095 HOMER PCT 009	0
0096 HOMER PCT 010	0
0097 HOMER PCT 011	0
0098 HOMER PCT 012	0
0099 HOMER PCT 013	0
0100 HOMER PCT 014	0
0101 HOMER PCT 015	0
0102 HOMER PCT 016	0
0103 HOMER PCT 017	0
0104 HOMER PCT 018	0
0105 JACKSON PCT 001	0
0106 JACKSON PCT 002	0
0107 JOLIET PCT 001	0
0108 JOLIET PCT 002	0
0109 JOLIET PCT 003	0
0110 JOLIET PCT 004	0

ABSTRACT OF VOTES

WILL COUNTY, ILLINOIS
GENERAL PRIMARY ELECTION
MARCH 20, 2018
DEMOCRATIC

OFFICIAL RESULTS

REPORT-EL52

PAGE 0084

VOTES PERCENT

COUNTY TREASURER

Vote for not more than 1

01 = NO CANDIDATE FILED

0

(CONTINUED FROM PREVIOUS PAGE)

01

0111 JOLIET PCT 005	0
0112 JOLIET PCT 006	0
0113 JOLIET PCT 007	0
0114 JOLIET PCT 008	0
0115 JOLIET PCT 009	0
0116 JOLIET PCT 010	0
0117 JOLIET PCT 011	0
0118 JOLIET PCT 012	0
0119 JOLIET PCT 013	0
0120 JOLIET PCT 014	0
0121 JOLIET PCT 015	0
0122 JOLIET PCT 016	0
0123 JOLIET PCT 017	0
0124 JOLIET PCT 018	0
0125 JOLIET PCT 019	0
0126 JOLIET PCT 020	0
0127 JOLIET PCT 021	0
0128 JOLIET PCT 022	0
0129 JOLIET PCT 023	0
0130 JOLIET PCT 024	0
0131 JOLIET PCT 025	0
0132 JOLIET PCT 026	0
0133 JOLIET PCT 027	0
0134 JOLIET PCT 028	0
0135 JOLIET PCT 029	0
0136 JOLIET PCT 030	0
0137 JOLIET PCT 031	0
0138 JOLIET PCT 032	0
0139 JOLIET PCT 033	0
0140 JOLIET PCT 034	0
0141 JOLIET PCT 035	0
0142 JOLIET PCT 036	0
0143 JOLIET PCT 037	0
0144 LOCKPORT PCT 001	0
0145 LOCKPORT PCT 002	0
0146 LOCKPORT PCT 003	0
0147 LOCKPORT PCT 004	0
0148 LOCKPORT PCT 005	0
0149 LOCKPORT PCT 006	0
0150 LOCKPORT PCT 007	0
0151 LOCKPORT PCT 008	0
0152 LOCKPORT PCT 009	0
0153 LOCKPORT PCT 010	0
0154 LOCKPORT PCT 011	0
0155 LOCKPORT PCT 012	0
0156 LOCKPORT PCT 013	0
0157 LOCKPORT PCT 014	0
0158 LOCKPORT PCT 015	0
0159 LOCKPORT PCT 016	0
0160 LOCKPORT PCT 017	0
0161 LOCKPORT PCT 018	0
0162 LOCKPORT PCT 019	0
0163 LOCKPORT PCT 020	0
0164 LOCKPORT PCT 021	0
0165 LOCKPORT PCT 022	0

VOTES PERCENT

COUNTY TREASURER

Vote for not more than 1
01 = NO CANDIDATE FILED

0

(CONTINUED FROM PREVIOUS PAGE) 01

0166 LOCKPORT PCT 023	0
0167 LOCKPORT PCT 024	0
0168 MANHATTAN PCT 001	0
0169 MANHATTAN PCT 002	0
0170 MANHATTAN PCT 003	0
0171 MANHATTAN PCT 004	0
0172 MONEE PCT 001	0
0173 MONEE PCT 002	0
0174 MONEE PCT 003	0
0175 MONEE PCT 004	0
0176 MONEE PCT 005	0
0177 MONEE PCT 006	0
0178 MONEE PCT 007	0
0179 MONEE PCT 008	0
0180 NEW LENOX PCT 001	0
0181 NEW LENOX PCT 002	0
0182 NEW LENOX PCT 003	0
0183 NEW LENOX PCT 004	0
0184 NEW LENOX PCT 005	0
0185 NEW LENOX PCT 006	0
0186 NEW LENOX PCT 007	0
0187 NEW LENOX PCT 008	0
0188 NEW LENOX PCT 009	0
0189 NEW LENOX PCT 010	0
0190 NEW LENOX PCT 011	0
0191 NEW LENOX PCT 012	0
0192 NEW LENOX PCT 013	0
0193 NEW LENOX PCT 014	0
0194 NEW LENOX PCT 015	0
0195 NEW LENOX PCT 016	0
0196 NEW LENOX PCT 017	0
0197 NEW LENOX PCT 018	0
0198 NEW LENOX PCT 019	0
0199 NEW LENOX PCT 020	0
0200 PEOTONE PCT 001	0
0201 PEOTONE PCT 002	0
0202 PLAINFIELD PCT 001	0
0203 PLAINFIELD PCT 002	0
0204 PLAINFIELD PCT 003	0
0205 PLAINFIELD PCT 004	0
0206 PLAINFIELD PCT 005	0
0207 PLAINFIELD PCT 006	0
0208 PLAINFIELD PCT 007	0
0209 PLAINFIELD PCT 008	0
0210 PLAINFIELD PCT 009	0
0211 PLAINFIELD PCT 010	0
0212 PLAINFIELD PCT 011	0
0213 PLAINFIELD PCT 012	0
0214 PLAINFIELD PCT 013	0
0215 PLAINFIELD PCT 014	0
0216 PLAINFIELD PCT 015	0
0217 PLAINFIELD PCT 016	0
0218 PLAINFIELD PCT 017	0
0219 PLAINFIELD PCT 018	0
0220 PLAINFIELD PCT 019	0

VOTES PERCENT

COUNTY TREASURER

Vote for not more than 1
01 = NO CANDIDATE FILED

0

(CONTINUED FROM PREVIOUS PAGE) 01

0221 PLAINFIELD PCT 020	0
0222 PLAINFIELD PCT 021	0
0223 PLAINFIELD PCT 022	0
0224 PLAINFIELD PCT 023	0
0225 PLAINFIELD PCT 024	0
0226 PLAINFIELD PCT 025	0
0227 PLAINFIELD PCT 026	0
0228 PLAINFIELD PCT 027	0
0229 PLAINFIELD PCT 028	0
0230 PLAINFIELD PCT 029	0
0231 PLAINFIELD PCT 030	0
0232 PLAINFIELD PCT 031	0
0233 PLAINFIELD PCT 032	0
0234 PLAINFIELD PCT 033	0
0235 PLAINFIELD PCT 034	0
0236 PLAINFIELD PCT 035	0
0237 REED PCT 001	0
0238 REED PCT 002	0
0239 REED PCT 003	0
0240 TROY PCT 001	0
0241 TROY PCT 002	0
0242 TROY PCT 003	0
0243 TROY PCT 004	0
0244 TROY PCT 005	0
0245 TROY PCT 006	0
0246 TROY PCT 007	0
0247 TROY PCT 008	0
0248 TROY PCT 009	0
0249 TROY PCT 010	0
0250 TROY PCT 011	0
0251 TROY PCT 012	0
0252 TROY PCT 013	0
0253 TROY PCT 014	0
0254 TROY PCT 015	0
0255 TROY PCT 016	0
0256 TROY PCT 017	0
0257 TROY PCT 018	0
0258 TROY PCT 019	0
0259 TROY PCT 020	0
0260 TROY PCT 021	0
0261 TROY PCT 022	0
0262 WASHINGTON PCT 001	0
0263 WASHINGTON PCT 002	0
0264 WASHINGTON PCT 003	0
0265 WESLEY PCT 001	0
0266 WHEATLAND PCT 001	0
0267 WHEATLAND PCT 002	0
0268 WHEATLAND PCT 003	0
0269 WHEATLAND PCT 004	0
0270 WHEATLAND PCT 005	0
0271 WHEATLAND PCT 006	0
0272 WHEATLAND PCT 007	0
0273 WHEATLAND PCT 008	0
0274 WHEATLAND PCT 009	0
0275 WHEATLAND PCT 010	0

VOTES PERCENT

COUNTY TREASURER

Vote for not more than 1
01 = NO CANDIDATE FILED

0

(CONTINUED FROM PREVIOUS PAGE) 01

0276 WHEATLAND PCT 011	0
0277 WHEATLAND PCT 012	0
0278 WHEATLAND PCT 013	0
0279 WHEATLAND PCT 014	0
0280 WHEATLAND PCT 015	0
0281 WHEATLAND PCT 016	0
0282 WHEATLAND PCT 017	0
0283 WHEATLAND PCT 018	0
0284 WHEATLAND PCT 019	0
0285 WHEATLAND PCT 020	0
0286 WHEATLAND PCT 021	0
0287 WHEATLAND PCT 022	0
0288 WHEATLAND PCT 023	0
0289 WHEATLAND PCT 024	0
0290 WHEATLAND PCT 025	0
0291 WHEATLAND PCT 026	0
0292 WHEATLAND PCT 027	0
0293 WHEATLAND PCT 028	0
0294 WHEATLAND PCT 029	0
0295 WHEATLAND PCT 030	0
0296 WILL PCT 001	0
0297 WILMINGTON PCT 001	0
0298 WILMINGTON PCT 002	0
0299 WILMINGTON PCT 003	0
0300 WILTON PCT 001	0

COUNTY SHERIFF

Vote for not more than 1
01 = Mike Kelley

VOTES PERCENT

47,945 100.00

01

0001 CHANNAHON PCT 001	131
0002 CHANNAHON PCT 002	174
0003 CHANNAHON PCT 003	154
0004 CHANNAHON PCT 004	144
0005 CHANNAHON PCT 005	122
0006 CRETE PCT 001	227
0007 CRETE PCT 002	146
0008 CRETE PCT 003	138
0009 CRETE PCT 004	222
0010 CRETE PCT 005	253
0011 CRETE PCT 006	201
0012 CRETE PCT 007	272
0013 CRETE PCT 008	189
0014 CRETE PCT 009	125
0015 CRETE PCT 010	100
0016 CRETE PCT 011	102
0017 CRETE PCT 012	140
0018 CUSTER PCT 001	101
0019 DU PAGE PCT 001	196
0020 DU PAGE PCT 002	162
0021 DU PAGE PCT 003	164
0022 DU PAGE PCT 004	125
0023 DU PAGE PCT 005	160
0024 DU PAGE PCT 006	189
0025 DU PAGE PCT 007	148
0026 DU PAGE PCT 008	216
0027 DU PAGE PCT 009	147
0028 DU PAGE PCT 010	237
0029 DU PAGE PCT 011	211
0030 DU PAGE PCT 012	170
0031 DU PAGE PCT 013	207
0032 DU PAGE PCT 014	187
0033 DU PAGE PCT 015	180
0034 DU PAGE PCT 016	225
0035 DU PAGE PCT 017	190
0036 DU PAGE PCT 018	174
0037 DU PAGE PCT 019	183
0038 DU PAGE PCT 020	167
0039 DU PAGE PCT 021	189
0040 DU PAGE PCT 022	201
0041 DU PAGE PCT 023	192
0042 DU PAGE PCT 024	178
0043 DU PAGE PCT 025	183
0044 DU PAGE PCT 026	140
0045 DU PAGE PCT 027	232
0046 DU PAGE PCT 028	167
0047 DU PAGE PCT 029	169
0048 DU PAGE PCT 030	181
0049 DU PAGE PCT 031	93
0050 DU PAGE PCT 032	186
0051 DU PAGE PCT 033	170
0052 DU PAGE PCT 034	172
0053 DU PAGE PCT 035	102
0054 DU PAGE PCT 036	221
0055 DU PAGE PCT 037	157

**For City of Aurora's ballots cast
and precinct breakdown – refer to
that section of this book**

VOTES PERCENT

COUNTY SHERIFF

Vote for not more than 1
01 = Mike Kelley

47,945 100.00

(CONTINUED FROM PREVIOUS PAGE) 01

0056 FLORENCE PCT 001	55
0057 FRANKFORT PCT 001	160
0058 FRANKFORT PCT 002	138
0059 FRANKFORT PCT 003	178
0060 FRANKFORT PCT 004	118
0061 FRANKFORT PCT 005	188
0062 FRANKFORT PCT 006	117
0063 FRANKFORT PCT 007	132
0064 FRANKFORT PCT 008	151
0065 FRANKFORT PCT 009	162
0066 FRANKFORT PCT 010	185
0067 FRANKFORT PCT 011	152
0068 FRANKFORT PCT 012	171
0069 FRANKFORT PCT 013	121
0070 FRANKFORT PCT 014	166
0071 FRANKFORT PCT 015	156
0072 FRANKFORT PCT 016	180
0073 FRANKFORT PCT 017	137
0074 FRANKFORT PCT 018	128
0075 FRANKFORT PCT 019	144
0076 FRANKFORT PCT 020	138
0077 FRANKFORT PCT 021	152
0078 FRANKFORT PCT 022	167
0079 FRANKFORT PCT 023	105
0080 FRANKFORT PCT 024	216
0081 FRANKFORT PCT 025	144
0082 FRANKFORT PCT 026	129
0083 FRANKFORT PCT 027	115
0084 FRANKFORT PCT 028	171
0085 GREEN GARDEN PCT 001	101
0086 GREEN GARDEN PCT 002	121
0087 HOMER PCT 001	124
0088 HOMER PCT 002	152
0089 HOMER PCT 003	140
0090 HOMER PCT 004	156
0091 HOMER PCT 005	112
0092 HOMER PCT 006	136
0093 HOMER PCT 007	138
0094 HOMER PCT 008	126
0095 HOMER PCT 009	137
0096 HOMER PCT 010	164
0097 HOMER PCT 011	138
0098 HOMER PCT 012	119
0099 HOMER PCT 013	129
0100 HOMER PCT 014	215
0101 HOMER PCT 015	202
0102 HOMER PCT 016	139
0103 HOMER PCT 017	112
0104 HOMER PCT 018	170
0105 JACKSON PCT 001	149
0106 JACKSON PCT 002	139
0107 JOLIET PCT 001	210
0108 JOLIET PCT 002	165
0109 JOLIET PCT 003	138
0110 JOLIET PCT 004	132

VOTES PERCENT

COUNTY SHERIFF

Vote for not more than 1
01 = Mike Kelley

47,945 100.00

(CONTINUED FROM PREVIOUS PAGE)

01

0111 JOLIET PCT 005	143
0112 JOLIET PCT 006	123
0113 JOLIET PCT 007	184
0114 JOLIET PCT 008	122
0115 JOLIET PCT 009	122
0116 JOLIET PCT 010	172
0117 JOLIET PCT 011	126
0118 JOLIET PCT 012	124
0119 JOLIET PCT 013	117
0120 JOLIET PCT 014	111
0121 JOLIET PCT 015	98
0122 JOLIET PCT 016	214
0123 JOLIET PCT 017	223
0124 JOLIET PCT 018	239
0125 JOLIET PCT 019	176
0126 JOLIET PCT 020	166
0127 JOLIET PCT 021	189
0128 JOLIET PCT 022	173
0129 JOLIET PCT 023	165
0130 JOLIET PCT 024	131
0131 JOLIET PCT 025	149
0132 JOLIET PCT 026	151
0133 JOLIET PCT 027	65
0134 JOLIET PCT 028	127
0135 JOLIET PCT 029	160
0136 JOLIET PCT 030	127
0137 JOLIET PCT 031	131
0138 JOLIET PCT 032	169
0139 JOLIET PCT 033	117
0140 JOLIET PCT 034	193
0141 JOLIET PCT 035	247
0142 JOLIET PCT 036	170
0143 JOLIET PCT 037	185
0144 LOCKPORT PCT 001	318
0145 LOCKPORT PCT 002	200
0146 LOCKPORT PCT 003	173
0147 LOCKPORT PCT 004	141
0148 LOCKPORT PCT 005	148
0149 LOCKPORT PCT 006	160
0150 LOCKPORT PCT 007	219
0151 LOCKPORT PCT 008	204
0152 LOCKPORT PCT 009	311
0153 LOCKPORT PCT 010	188
0154 LOCKPORT PCT 011	185
0155 LOCKPORT PCT 012	159
0156 LOCKPORT PCT 013	382
0157 LOCKPORT PCT 014	133
0158 LOCKPORT PCT 015	154
0159 LOCKPORT PCT 016	200
0160 LOCKPORT PCT 017	235
0161 LOCKPORT PCT 018	170
0162 LOCKPORT PCT 019	217
0163 LOCKPORT PCT 020	148
0164 LOCKPORT PCT 021	162
0165 LOCKPORT PCT 022	168

VOTES PERCENT

COUNTY SHERIFF

Vote for not more than 1
01 = Mike Kelley

47,945 100.00

(CONTINUED FROM PREVIOUS PAGE)

01

0166 LOCKPORT PCT 023	130
0167 LOCKPORT PCT 024	160
0168 MANHATTAN PCT 001	131
0169 MANHATTAN PCT 002	140
0170 MANHATTAN PCT 003	173
0171 MANHATTAN PCT 004	123
0172 MONEE PCT 001	166
0173 MONEE PCT 002	258
0174 MONEE PCT 003	172
0175 MONEE PCT 004	180
0176 MONEE PCT 005	231
0177 MONEE PCT 006	166
0178 MONEE PCT 007	271
0179 MONEE PCT 008	120
0180 NEW LENOX PCT 001	131
0181 NEW LENOX PCT 002	116
0182 NEW LENOX PCT 003	105
0183 NEW LENOX PCT 004	109
0184 NEW LENOX PCT 005	145
0185 NEW LENOX PCT 006	103
0186 NEW LENOX PCT 007	145
0187 NEW LENOX PCT 008	140
0188 NEW LENOX PCT 009	143
0189 NEW LENOX PCT 010	173
0190 NEW LENOX PCT 011	161
0191 NEW LENOX PCT 012	121
0192 NEW LENOX PCT 013	128
0193 NEW LENOX PCT 014	215
0194 NEW LENOX PCT 015	135
0195 NEW LENOX PCT 016	194
0196 NEW LENOX PCT 017	133
0197 NEW LENOX PCT 018	121
0198 NEW LENOX PCT 019	165
0199 NEW LENOX PCT 020	188
0200 PEOTONE PCT 001	101
0201 PEOTONE PCT 002	91
0202 PLAINFIELD PCT 001	146
0203 PLAINFIELD PCT 002	156
0204 PLAINFIELD PCT 003	121
0205 PLAINFIELD PCT 004	91
0206 PLAINFIELD PCT 005	126
0207 PLAINFIELD PCT 006	156
0208 PLAINFIELD PCT 007	170
0209 PLAINFIELD PCT 008	165
0210 PLAINFIELD PCT 009	159
0211 PLAINFIELD PCT 010	110
0212 PLAINFIELD PCT 011	72
0213 PLAINFIELD PCT 012	173
0214 PLAINFIELD PCT 013	197
0215 PLAINFIELD PCT 014	140
0216 PLAINFIELD PCT 015	139
0217 PLAINFIELD PCT 016	151
0218 PLAINFIELD PCT 017	132
0219 PLAINFIELD PCT 018	152
0220 PLAINFIELD PCT 019	120

VOTES PERCENT

COUNTY SHERIFF

Vote for not more than 1
01 = Mike Kelley

47,945 100.00

(CONTINUED FROM PREVIOUS PAGE) 01

0221 PLAINFIELD PCT 020	134
0222 PLAINFIELD PCT 021	128
0223 PLAINFIELD PCT 022	186
0224 PLAINFIELD PCT 023	125
0225 PLAINFIELD PCT 024	145
0226 PLAINFIELD PCT 025	114
0227 PLAINFIELD PCT 026	93
0228 PLAINFIELD PCT 027	166
0229 PLAINFIELD PCT 028	139
0230 PLAINFIELD PCT 029	123
0231 PLAINFIELD PCT 030	136
0232 PLAINFIELD PCT 031	134
0233 PLAINFIELD PCT 032	129
0234 PLAINFIELD PCT 033	150
0235 PLAINFIELD PCT 034	124
0236 PLAINFIELD PCT 035	169
0237 REED PCT 001	113
0238 REED PCT 002	109
0239 REED PCT 003	128
0240 TROY PCT 001	182
0241 TROY PCT 002	151
0242 TROY PCT 003	124
0243 TROY PCT 004	142
0244 TROY PCT 005	164
0245 TROY PCT 006	139
0246 TROY PCT 007	180
0247 TROY PCT 008	240
0248 TROY PCT 009	156
0249 TROY PCT 010	147
0250 TROY PCT 011	211
0251 TROY PCT 012	185
0252 TROY PCT 013	306
0253 TROY PCT 014	179
0254 TROY PCT 015	148
0255 TROY PCT 016	218
0256 TROY PCT 017	166
0257 TROY PCT 018	165
0258 TROY PCT 019	168
0259 TROY PCT 020	210
0260 TROY PCT 021	160
0261 TROY PCT 022	78
0262 WASHINGTON PCT 001	120
0263 WASHINGTON PCT 002	110
0264 WASHINGTON PCT 003	85
0265 WESLEY PCT 001	115
0266 WHEATLAND PCT 001	952
0267 WHEATLAND PCT 002	264
0268 WHEATLAND PCT 003	107
0269 WHEATLAND PCT 004	201
0270 WHEATLAND PCT 005	139
0271 WHEATLAND PCT 006	158
0272 WHEATLAND PCT 007	139
0273 WHEATLAND PCT 008	140
0274 WHEATLAND PCT 009	216
0275 WHEATLAND PCT 010	142

VOTES PERCENT

COUNTY SHERIFF

Vote for not more than 1


01 = Mike Kelley

47,945 100.00

(CONTINUED FROM PREVIOUS PAGE)

01

0276 WHEATLAND PCT 011	159
0277 WHEATLAND PCT 012	119
0278 WHEATLAND PCT 013	154
0279 WHEATLAND PCT 014	153
0280 WHEATLAND PCT 015	121
0281 WHEATLAND PCT 016	155
0282 WHEATLAND PCT 017	172
0283 WHEATLAND PCT 018	137
0284 WHEATLAND PCT 019	183
0285 WHEATLAND PCT 020	102
0286 WHEATLAND PCT 021	148
0287 WHEATLAND PCT 022	151
0288 WHEATLAND PCT 023	171
0289 WHEATLAND PCT 024	105
0290 WHEATLAND PCT 025	174
0291 WHEATLAND PCT 026	165
0292 WHEATLAND PCT 027	225
0293 WHEATLAND PCT 028	162
0294 WHEATLAND PCT 029	189
0295 WHEATLAND PCT 030	137
0296 WILL PCT 001	50
0297 WILMINGTON PCT 001	116
0298 WILMINGTON PCT 002	90
0299 WILMINGTON PCT 003	100
0300 WILTON PCT 001	59



DEMOCRATIC PARTY

EDUCATION SERVICE REGION SUMMARY

**(WILL, DU PAGE, GRUNDY/KENDALL &
IROQUOIS/KANKAKEE COUNTIES)**

VOTES PERCENT

REGIONAL SUPERINTENDENT OF SCHOOLS (WILL COUNTY)

Vote for not more than 1

01 = Shawn Walsh

42,286 100.00

01

0001 CHANNAHON PCT 001	123
0002 CHANNAHON PCT 002	172
0003 CHANNAHON PCT 003	146
0004 CHANNAHON PCT 004	138
0005 CHANNAHON PCT 005	127
0006 CRETE PCT 001	226
0007 CRETE PCT 002	142
0008 CRETE PCT 003	135
0009 CRETE PCT 004	219
0010 CRETE PCT 005	251
0011 CRETE PCT 006	203
0012 CRETE PCT 007	268
0013 CRETE PCT 008	187
0014 CRETE PCT 009	117
0015 CRETE PCT 010	98
0016 CRETE PCT 011	101
0017 CRETE PCT 012	139
0018 CUSTER PCT 001	99
0019 DU PAGE PCT 001	0
0022 DU PAGE PCT 004	52
0023 DU PAGE PCT 005	158
0024 DU PAGE PCT 006	193
0026 DU PAGE PCT 008	214
0027 DU PAGE PCT 009	143
0028 DU PAGE PCT 010	232
0029 DU PAGE PCT 011	213
0030 DU PAGE PCT 012	168
0031 DU PAGE PCT 013	206
0032 DU PAGE PCT 014	182
0033 DU PAGE PCT 015	173
0034 DU PAGE PCT 016	215
0035 DU PAGE PCT 017	191
0036 DU PAGE PCT 018	169
0037 DU PAGE PCT 019	183
0038 DU PAGE PCT 020	175
0039 DU PAGE PCT 021	190
0040 DU PAGE PCT 022	198
0041 DU PAGE PCT 023	192
0042 DU PAGE PCT 024	178
0043 DU PAGE PCT 025	181
0044 DU PAGE PCT 026	141
0045 DU PAGE PCT 027	234
0046 DU PAGE PCT 028	162
0047 DU PAGE PCT 029	170
0048 DU PAGE PCT 030	178
0049 DU PAGE PCT 031	95
0050 DU PAGE PCT 032	184
0051 DU PAGE PCT 033	170
0052 DU PAGE PCT 034	167
0053 DU PAGE PCT 035	103
0054 DU PAGE PCT 036	223
0055 DU PAGE PCT 037	154
0056 FLORENCE PCT 001	58
0057 FRANKFORT PCT 001	158
0058 FRANKFORT PCT 002	135

Total Democratic Ballots Cast for
Education Service Region
(Will County)
49,752

VOTES PERCENT

REGIONAL SUPERINTENDENT OF SCHOOLS (WILL COUNTY)

Vote for not more than 1

01 = Shawn Walsh

42,286 100.00

(CONTINUED FROM PREVIOUS PAGE)

01

0059 FRANKFORT PCT 003	166
0060 FRANKFORT PCT 004	116
0061 FRANKFORT PCT 005	184
0062 FRANKFORT PCT 006	110
0063 FRANKFORT PCT 007	125
0064 FRANKFORT PCT 008	149
0065 FRANKFORT PCT 009	159
0066 FRANKFORT PCT 010	183
0067 FRANKFORT PCT 011	150
0068 FRANKFORT PCT 012	170
0069 FRANKFORT PCT 013	118
0070 FRANKFORT PCT 014	169
0071 FRANKFORT PCT 015	152
0072 FRANKFORT PCT 016	178
0073 FRANKFORT PCT 017	137
0074 FRANKFORT PCT 018	124
0075 FRANKFORT PCT 019	136
0076 FRANKFORT PCT 020	140
0077 FRANKFORT PCT 021	142
0078 FRANKFORT PCT 022	162
0079 FRANKFORT PCT 023	105
0080 FRANKFORT PCT 024	218
0081 FRANKFORT PCT 025	132
0082 FRANKFORT PCT 026	121
0083 FRANKFORT PCT 027	114
0084 FRANKFORT PCT 028	168
0085 GREEN GARDEN PCT 001	96
0086 GREEN GARDEN PCT 002	120
0087 HOMER PCT 001	121
0088 HOMER PCT 002	145
0089 HOMER PCT 003	138
0090 HOMER PCT 004	150
0091 HOMER PCT 005	108
0092 HOMER PCT 006	132
0093 HOMER PCT 007	135
0094 HOMER PCT 008	123
0095 HOMER PCT 009	132
0096 HOMER PCT 010	160
0097 HOMER PCT 011	139
0098 HOMER PCT 012	117
0099 HOMER PCT 013	120
0100 HOMER PCT 014	205
0101 HOMER PCT 015	195
0102 HOMER PCT 016	131
0103 HOMER PCT 017	101
0104 HOMER PCT 018	164
0105 JACKSON PCT 001	143
0106 JACKSON PCT 002	137
0107 JOLIET PCT 001	211
0108 JOLIET PCT 002	162
0109 JOLIET PCT 003	134
0110 JOLIET PCT 004	130
0111 JOLIET PCT 005	144
0112 JOLIET PCT 006	125
0113 JOLIET PCT 007	189

VOTES PERCENT

REGIONAL SUPERINTENDENT OF SCHOOLS (WILL COUNTY)

Vote for not more than 1

01 = Shawn Walsh

42,286 100.00

(CONTINUED FROM PREVIOUS PAGE)

01

0114 JOLIET PCT 008	118
0115 JOLIET PCT 009	121
0116 JOLIET PCT 010	174
0117 JOLIET PCT 011	124
0118 JOLIET PCT 012	119
0119 JOLIET PCT 013	118
0120 JOLIET PCT 014	111
0121 JOLIET PCT 015	97
0122 JOLIET PCT 016	218
0123 JOLIET PCT 017	218
0124 JOLIET PCT 018	236
0125 JOLIET PCT 019	167
0126 JOLIET PCT 020	165
0127 JOLIET PCT 021	185
0128 JOLIET PCT 022	172
0129 JOLIET PCT 023	159
0130 JOLIET PCT 024	131
0131 JOLIET PCT 025	142
0132 JOLIET PCT 026	154
0133 JOLIET PCT 027	60
0134 JOLIET PCT 028	125
0135 JOLIET PCT 029	164
0136 JOLIET PCT 030	127
0137 JOLIET PCT 031	126
0138 JOLIET PCT 032	171
0139 JOLIET PCT 033	117
0140 JOLIET PCT 034	191
0141 JOLIET PCT 035	247
0142 JOLIET PCT 036	170
0143 JOLIET PCT 037	185
0144 LOCKPORT PCT 001	310
0145 LOCKPORT PCT 002	198
0146 LOCKPORT PCT 003	170
0147 LOCKPORT PCT 004	142
0148 LOCKPORT PCT 005	139
0149 LOCKPORT PCT 006	161
0150 LOCKPORT PCT 007	217
0151 LOCKPORT PCT 008	206
0152 LOCKPORT PCT 009	306
0153 LOCKPORT PCT 010	178
0154 LOCKPORT PCT 011	173
0155 LOCKPORT PCT 012	155
0156 LOCKPORT PCT 013	369
0157 LOCKPORT PCT 014	133
0158 LOCKPORT PCT 015	149
0159 LOCKPORT PCT 016	188
0160 LOCKPORT PCT 017	208
0161 LOCKPORT PCT 018	162
0162 LOCKPORT PCT 019	210
0163 LOCKPORT PCT 020	143
0164 LOCKPORT PCT 021	157
0165 LOCKPORT PCT 022	159
0166 LOCKPORT PCT 023	126
0167 LOCKPORT PCT 024	158
0168 MANHATTAN PCT 001	132

REGIONAL SUPERINTENDENT OF SCHOOLS (WILL COUNTY)

VOTES PERCENT

Vote for not more than 1

01 = Shawn Walsh

42,286 100.00

(CONTINUED FROM PREVIOUS PAGE)

01

0169 MANHATTAN PCT 002	140
0170 MANHATTAN PCT 003	167
0171 MANHATTAN PCT 004	121
0172 MONEE PCT 001	168
0173 MONEE PCT 002	259
0174 MONEE PCT 003	165
0175 MONEE PCT 004	176
0176 MONEE PCT 005	233
0177 MONEE PCT 006	164
0178 MONEE PCT 007	272
0179 MONEE PCT 008	114
0180 NEW LENOX PCT 001	129
0181 NEW LENOX PCT 002	112
0182 NEW LENOX PCT 003	102
0183 NEW LENOX PCT 004	109
0184 NEW LENOX PCT 005	142
0185 NEW LENOX PCT 006	99
0186 NEW LENOX PCT 007	136
0187 NEW LENOX PCT 008	133
0188 NEW LENOX PCT 009	137
0189 NEW LENOX PCT 010	174
0190 NEW LENOX PCT 011	156
0191 NEW LENOX PCT 012	115
0192 NEW LENOX PCT 013	126
0193 NEW LENOX PCT 014	203
0194 NEW LENOX PCT 015	133
0195 NEW LENOX PCT 016	189
0196 NEW LENOX PCT 017	127
0197 NEW LENOX PCT 018	119
0198 NEW LENOX PCT 019	164
0199 NEW LENOX PCT 020	183
0200 PEOTONE PCT 001	97
0201 PEOTONE PCT 002	88
0202 PLAINFIELD PCT 001	146
0203 PLAINFIELD PCT 002	153
0204 PLAINFIELD PCT 003	115
0205 PLAINFIELD PCT 004	88
0206 PLAINFIELD PCT 005	123
0207 PLAINFIELD PCT 006	153
0208 PLAINFIELD PCT 007	171
0209 PLAINFIELD PCT 008	165
0210 PLAINFIELD PCT 009	152
0211 PLAINFIELD PCT 010	110
0212 PLAINFIELD PCT 011	72
0213 PLAINFIELD PCT 012	175
0214 PLAINFIELD PCT 013	191
0215 PLAINFIELD PCT 014	138
0216 PLAINFIELD PCT 015	137
0217 PLAINFIELD PCT 016	150
0218 PLAINFIELD PCT 017	131
0219 PLAINFIELD PCT 018	151
0220 PLAINFIELD PCT 019	118
0221 PLAINFIELD PCT 020	132
0222 PLAINFIELD PCT 021	126
0223 PLAINFIELD PCT 022	180

VOTES PERCENT

REGIONAL SUPERINTENDENT OF SCHOOLS (WILL COUNTY)

Vote for not more than 1

01 = Shawn Walsh

42,286 100.00

(CONTINUED FROM PREVIOUS PAGE) 01

0224 PLAINFIELD PCT 023	122
0225 PLAINFIELD PCT 024	144
0226 PLAINFIELD PCT 025	113
0227 PLAINFIELD PCT 026	93
0228 PLAINFIELD PCT 027	163
0229 PLAINFIELD PCT 028	141
0230 PLAINFIELD PCT 029	120
0231 PLAINFIELD PCT 030	134
0232 PLAINFIELD PCT 031	131
0233 PLAINFIELD PCT 032	124
0234 PLAINFIELD PCT 033	148
0235 PLAINFIELD PCT 034	120
0236 PLAINFIELD PCT 035	167
0237 REED PCT 001	113
0238 REED PCT 002	107
0239 REED PCT 003	123
0240 TROY PCT 001	180
0241 TROY PCT 002	150
0242 TROY PCT 003	115
0243 TROY PCT 004	142
0244 TROY PCT 005	163
0245 TROY PCT 006	139
0246 TROY PCT 007	180
0247 TROY PCT 008	239
0248 TROY PCT 009	152
0249 TROY PCT 010	143
0250 TROY PCT 011	198
0251 TROY PCT 012	174
0252 TROY PCT 013	306
0253 TROY PCT 014	169
0254 TROY PCT 015	143
0255 TROY PCT 016	213
0256 TROY PCT 017	165
0257 TROY PCT 018	157
0258 TROY PCT 019	162
0259 TROY PCT 020	205
0260 TROY PCT 021	155
0261 TROY PCT 022	77
0262 WASHINGTON PCT 001	114
0263 WASHINGTON PCT 002	109
0264 WASHINGTON PCT 003	78
0265 WESLEY PCT 001	113
0266 WHEATLAND PCT 001	168
0276 WHEATLAND PCT 011	4
0281 WHEATLAND PCT 016	49
0284 WHEATLAND PCT 019	10
0287 WHEATLAND PCT 022	36
0288 WHEATLAND PCT 023	91
0289 WHEATLAND PCT 024	44
0290 WHEATLAND PCT 025	173
0291 WHEATLAND PCT 026	160
0292 WHEATLAND PCT 027	228
0293 WHEATLAND PCT 028	156
0294 WHEATLAND PCT 029	184
0295 WHEATLAND PCT 030	131

VOTES PERCENT

REGIONAL SUPERINTENDENT OF SCHOOLS (WILL COUNTY)

Vote for not more than 1

01 = Shawn Walsh

42,286 100.00

(CONTINUED FROM PREVIOUS PAGE) 01

0296 WILL PCT 001	48
0297 WILMINGTON PCT 001	108
0298 WILMINGTON PCT 002	89
0299 WILMINGTON PCT 003	95
0300 WILTON PCT 001	54

KANKAKEE COUNTY

Statement of Votes Cast 2018 General Primary SOVC For Jurisdiction Wide, All Counters, No Committeemen	Date: 04/03/18 Time: 11:35:57 Page: 68 of 72
--	--

	DEM ESR (WILL)			
	Reg. Voters	Times Counted	Total Votes	SHAWN WALSH
Jurisdiction Wide				
ESSEX	666	98	72	72 100.00%
Total	666	98	72	72 100.00%

Date: 04/03/18
 Time: 11:35:57
 Page: 68 of 72

NUMBERED KEY CANVASS

RUN DATE:04/03/18 03:17 PM

KENDALL COUNTY, ILLINOIS
GENERAL PRIMARY ELECTION
MARCH 20, 2018
DEMOCRATIC

OFFICIAL

REPORT-EL52 PAGE 0068

WITH 5 OF 5 PRECINCTS REPORTING

REGL SUPT OF SCHOOLS-WILL

Vote for 1

01 = SHAWN WALSH

02 = OVER VOTES

VOTES PERCENT

VOTES PERCENT

436 100.00
0

03 = UNDER VOTES

76

	01	02	03
0074 NA AU SAY 1	5	0	1
0075 NA AU SAY 2	134	0	27
0076 NA AU SAY 3	98	0	21
0077 NA AU SAY 4	108	0	13
0078 NA AU SAY 5	91	0	14

VOTES PERCENT

REGIONAL SUPERINTENDENT OF SCHOOLS (DU PAGE COUNTY)

Vote for not more than 1

01 = NO CANDIDATE FILED

0

01

0019 DU PAGE PCT 001	0
0020 DU PAGE PCT 002	0
0021 DU PAGE PCT 003	0
0022 DU PAGE PCT 004	0
0025 DU PAGE PCT 007	0
0027 DU PAGE PCT 009	0
0032 DU PAGE PCT 014	0
0267 WHEATLAND PCT 002	0
0268 WHEATLAND PCT 003	0
0269 WHEATLAND PCT 004	0
0270 WHEATLAND PCT 005	0
0271 WHEATLAND PCT 006	0
0272 WHEATLAND PCT 007	0
0273 WHEATLAND PCT 008	0
0274 WHEATLAND PCT 009	0
0275 WHEATLAND PCT 010	0
0276 WHEATLAND PCT 011	0
0277 WHEATLAND PCT 012	0
0278 WHEATLAND PCT 013	0
0279 WHEATLAND PCT 014	0
0280 WHEATLAND PCT 015	0
0281 WHEATLAND PCT 016	0
0282 WHEATLAND PCT 017	0
0283 WHEATLAND PCT 018	0
0284 WHEATLAND PCT 019	0
0285 WHEATLAND PCT 020	0
0286 WHEATLAND PCT 021	0
0287 WHEATLAND PCT 022	0
0288 WHEATLAND PCT 023	0
0289 WHEATLAND PCT 024	0

Total Democratic Ballots Cast for
Education Service Region
(DuPage County)
4,791

REGIONAL SUPERINTENDENT OF SCHOOLS
(GRUNDY AND KENDALL COUNTIES)

VOTES PERCENT

Vote for not more than 1
01 = NO CANDIDATE FILED

01

0266 WHEATLAND PCT 001 0
0288 WHEATLAND PCT 023 0
0298 WILMINGTON PCT 002 0

Total Democratic Ballots Cast for
Education Service Region
(Grundy and Kendall Counties)
122



REGIONAL SUPERINTENDENT OF SCHOOLS
(IROQUOIS AND KANKAKEE COUNTIES)

Vote for not more than 1
01 = NO CANDIDATE FILED

01


0265 WESLEY PCT 001

0

VOTES PERCENT

0

**Total Democratic Ballots Cast for
Education Service Region
(Iroquois and Kankakee Counties)**
0



DEMOCRATIC PARTY

COUNTY BOARD SUMMARY

(DISTRICTS 1, 2, 4, 5, 6, 7, 9 & 11)

COUNTY BOARD MEMBER DISTRICT ONE

Vote for not more than 2

01 = Bob Howard

02 = Laurie Summers

VOTES PERCENT

VOTES PERCENT

1,844 27.81
3,352 50.56

03 = Katrina Deutsche-Vaclavik

1,434 21.63

	01	02	03
0006 CRETE PCT 001	77	187	82
0007 CRETE PCT 002	46	117	53
0008 CRETE PCT 003	74	123	45
0009 CRETE PCT 004	84	186	70
0010 CRETE PCT 005	94	209	69
0011 CRETE PCT 006	80	174	63
0012 CRETE PCT 007	103	231	78
0013 CRETE PCT 008	76	153	73
0014 CRETE PCT 009	49	97	58
0015 CRETE PCT 010	52	89	32
0016 CRETE PCT 011	54	74	36
0017 CRETE PCT 012	60	116	52
0172 MONEE PCT 001	73	134	51
0173 MONEE PCT 002	128	207	79
0174 MONEE PCT 003	65	125	67
0175 MONEE PCT 004	82	125	74
0176 MONEE PCT 005	89	188	56
0177 MONEE PCT 006	63	139	59
0178 MONEE PCT 007	131	221	63
0179 MONEE PCT 008	48	70	61
0200 PEOTONE PCT 001	45	75	41
0201 PEOTONE PCT 002	36	67	41
0262 WASHINGTON PCT 001	80	84	42
0263 WASHINGTON PCT 002	77	68	30
0264 WASHINGTON PCT 003	47	59	39
0296 WILL PCT 001	31	34	20

Total Democratic Ballots Cast for
County Board District 1
4,926

COUNTY BOARD MEMBER DISTRICT TWO

VOTES PERCENT

Vote for not more than 2

01 = Amanda L. Koch

02 = NO CANDIDATE FILED

3,610 100.00

0

01 02

0059 FRANKFORT PCT 003	165	0
0064 FRANKFORT PCT 008	141	0
0065 FRANKFORT PCT 009	158	0
0066 FRANKFORT PCT 010	184	0
0067 FRANKFORT PCT 011	147	0
0070 FRANKFORT PCT 014	167	0
0071 FRANKFORT PCT 015	150	0
0072 FRANKFORT PCT 016	174	0
0074 FRANKFORT PCT 018	125	0
0075 FRANKFORT PCT 019	134	0
0076 FRANKFORT PCT 020	134	0
0077 FRANKFORT PCT 021	143	0
0078 FRANKFORT PCT 022	163	0
0079 FRANKFORT PCT 023	105	0
0080 FRANKFORT PCT 024	218	0
0081 FRANKFORT PCT 025	135	0
0082 FRANKFORT PCT 026	116	0
0083 FRANKFORT PCT 027	110	0
0084 FRANKFORT PCT 028	165	0
0085 GREEN GARDEN PCT 001	98	0
0086 GREEN GARDEN PCT 002	120	0
0168 MANHATTAN PCT 001	132	0
0169 MANHATTAN PCT 002	139	0
0170 MANHATTAN PCT 003	169	0
0171 MANHATTAN PCT 004	118	0

Total Democratic Ballots Cast for
County Board District 2
4,433

COUNTY BOARD MEMBER DISTRICT FOUR

VOTES PERCENT

Vote for not more than 2

01 = Kenneth Harris

2,321 42.09

02 = Jacqueline L. Traynere

3,193 57.91

01 02

0022 DU PAGE PCT 004	67	115
0023 DU PAGE PCT 005	106	135
0024 DU PAGE PCT 006	137	155
0026 DU PAGE PCT 008	119	168
0028 DU PAGE PCT 010	139	195
0029 DU PAGE PCT 011	117	184
0030 DU PAGE PCT 012	108	127
0031 DU PAGE PCT 013	127	162
0034 DU PAGE PCT 016	133	210
0035 DU PAGE PCT 017	109	157
0036 DU PAGE PCT 018	118	138
0037 DU PAGE PCT 019	114	132
0038 DU PAGE PCT 020	100	142
0039 DU PAGE PCT 021	113	148
0040 DU PAGE PCT 022	123	167
0042 DU PAGE PCT 024	97	155
0043 DU PAGE PCT 025	101	148
0044 DU PAGE PCT 026	71	113
0045 DU PAGE PCT 027	136	185
0046 DU PAGE PCT 028	86	123
0048 DU PAGE PCT 030	100	134

Total Democratic Ballots Cast for
County Board District 4
4,543

COUNTY BOARD MEMBER DISTRICT FIVE

VOTES PERCENT

Vote for not more than 2

01 = Meta Mueller

02 = Mazyar M. Hedayat

2,609 60.83

1,680 39.17

	01	02
0202 PLAINFIELD PCT 001	117	81
0203 PLAINFIELD PCT 002	128	84
0204 PLAINFIELD PCT 003	105	63
0205 PLAINFIELD PCT 004	73	40
0209 PLAINFIELD PCT 008	139	76
0210 PLAINFIELD PCT 009	122	84
0211 PLAINFIELD PCT 010	96	58
0214 PLAINFIELD PCT 013	150	97
0215 PLAINFIELD PCT 014	111	81
0266 WHEATLAND PCT 001	770	492
0281 WHEATLAND PCT 016	128	79
0288 WHEATLAND PCT 023	140	94
0290 WHEATLAND PCT 025	145	82
0293 WHEATLAND PCT 028	123	84
0294 WHEATLAND PCT 029	157	108
0295 WHEATLAND PCT 030	105	77

Total Democratic Ballots Cast for
 County Board District 5
3,678

**For City of Aurora's ballots cast
 and precinct breakdown – refer to
 that section of this book**

COUNTY BOARD MEMBER DISTRICT SIX

Vote for not more than 2

01 = Joe VanDuyn

02 = NO CANDIDATE FILED

VOTES PERCENT

3,685 100.00
0

01 02

0001 CHANNAHON PCT 001	123	0
0002 CHANNAHON PCT 002	171	0
0003 CHANNAHON PCT 003	149	0
0004 CHANNAHON PCT 004	136	0
0005 CHANNAHON PCT 005	123	0
0018 CUSTER PCT 001	95	0
0056 FLORENCE PCT 001	58	0
0105 JACKSON PCT 001	143	0
0106 JACKSON PCT 002	133	0
0139 JOLIET PCT 033	118	0
0237 REED PCT 001	108	0
0238 REED PCT 002	107	0
0239 REED PCT 003	118	0
0242 TROY PCT 003	119	0
0246 TROY PCT 007	178	0
0249 TROY PCT 010	139	0
0252 TROY PCT 013	297	0
0253 TROY PCT 014	170	0
0254 TROY PCT 015	147	0
0256 TROY PCT 017	161	0
0259 TROY PCT 020	201	0
0260 TROY PCT 021	150	0
0261 TROY PCT 022	76	0
0265 WESLEY PCT 001	110	0
0297 WILMINGTON PCT 001	113	0
0298 WILMINGTON PCT 002	90	0
0299 WILMINGTON PCT 003	95	0
0300 WILTON PCT 001	57	0

Total Democratic Ballots Cast for
County Board District 6
4,424

COUNTY BOARD MEMBER DISTRICT SEVEN

Vote for not more than 2

01 = Kyle P. Killacky

02 = NO CANDIDATE FILED

VOTES PERCENT

3,382 100.00
 0

	01	02
0087 HOMER PCT 001	120	0
0088 HOMER PCT 002	138	0
0089 HOMER PCT 003	137	0
0090 HOMER PCT 004	149	0
0091 HOMER PCT 005	107	0
0092 HOMER PCT 006	130	0
0093 HOMER PCT 007	136	0
0094 HOMER PCT 008	121	0
0095 HOMER PCT 009	130	0
0096 HOMER PCT 010	157	0
0097 HOMER PCT 011	131	0
0098 HOMER PCT 012	114	0
0099 HOMER PCT 013	117	0
0100 HOMER PCT 014	195	0
0102 HOMER PCT 016	132	0
0103 HOMER PCT 017	93	0
0148 LOCKPORT PCT 005	135	0
0153 LOCKPORT PCT 010	172	0
0154 LOCKPORT PCT 011	171	0
0155 LOCKPORT PCT 012	145	0
0159 LOCKPORT PCT 016	186	0
0160 LOCKPORT PCT 017	198	0
0161 LOCKPORT PCT 018	157	0
0181 NEW LENOX PCT 002	111	0

Total Democratic Ballots Cast for
 County Board District 7
4,318

COUNTY BOARD MEMBER DISTRICT NINE

Vote for not more than 2

01 = Rachel F. Ventura

02 = Todd C. Randich

03 = Jim Murphy

VOTES PERCENT

VOTES PERCENT

1,841 26.18

1,394 19.83

1,663 23.65

04 = Sherry Williams

05 = Danganetta Harris

1,593 22.66

540 7.68

 01 02 03 04 05

0101 HOMER PCT 015	100	61	79	76	28
0104 HOMER PCT 018	83	53	72	65	22
0107 JOLIET PCT 001	86	52	79	106	42
0108 JOLIET PCT 002	56	53	85	62	20
0109 JOLIET PCT 003	58	55	65	37	8
0110 JOLIET PCT 004	61	62	52	40	13
0114 JOLIET PCT 008	48	49	51	43	19
0115 JOLIET PCT 009	61	35	49	55	24
0116 JOLIET PCT 010	92	72	80	43	18
0117 JOLIET PCT 011	61	42	53	54	19
0118 JOLIET PCT 012	59	28	35	43	20
0125 JOLIET PCT 019	94	63	91	41	14
0156 LOCKPORT PCT 013	179	129	189	166	31
0157 LOCKPORT PCT 014	56	59	60	58	17
0158 LOCKPORT PCT 015	72	45	38	68	31
0162 LOCKPORT PCT 019	107	72	107	88	26
0163 LOCKPORT PCT 020	70	80	61	56	9
0164 LOCKPORT PCT 021	76	61	59	70	18
0165 LOCKPORT PCT 022	69	97	66	48	12
0166 LOCKPORT PCT 023	59	69	54	42	7
0167 LOCKPORT PCT 024	26	14	53	117	73
0180 NEW LENOX PCT 001	64	43	49	48	12
0182 NEW LENOX PCT 003	64	17	47	52	13
0235 PLAINFIELD PCT 034	64	39	39	50	17
0245 TROY PCT 006	76	44	50	65	27

Total Democratic Ballots Cast for
 County Board District 9
4,519

COUNTY BOARD MEMBER DISTRICT ELEVEN

Vote for not more than 2
01 = Michelle "Mimi" Cowan
02 = NO CANDIDATE FILED

VOTES PERCENT

3,470 100.00
0

	01	02
0019 DU PAGE PCT 001	194	0
0020 DU PAGE PCT 002	158	0
0021 DU PAGE PCT 003	161	0
0025 DU PAGE PCT 007	144	0
0267 WHEATLAND PCT 002	269	0
0268 WHEATLAND PCT 003	105	0
0269 WHEATLAND PCT 004	201	0
0270 WHEATLAND PCT 005	141	0
0271 WHEATLAND PCT 006	147	0
0272 WHEATLAND PCT 007	133	0
0273 WHEATLAND PCT 008	142	0
0274 WHEATLAND PCT 009	211	0
0275 WHEATLAND PCT 010	140	0
0276 WHEATLAND PCT 011	157	0
0277 WHEATLAND PCT 012	119	0
0278 WHEATLAND PCT 013	146	0
0279 WHEATLAND PCT 014	148	0
0280 WHEATLAND PCT 015	113	0
0282 WHEATLAND PCT 017	160	0
0283 WHEATLAND PCT 018	139	0
0285 WHEATLAND PCT 020	94	0
0286 WHEATLAND PCT 021	143	0
0289 WHEATLAND PCT 024	105	0

Total Democratic Ballots Cast for
County Board District 11
4,253



DEMOCRATIC PARTY

JUDICIAL SUMMARY

**CIRCUIT COURT - 12th JUDICIAL CIRCUIT
(ROZAK VACANCY)
(POLICANDRIOTES VACANCY)**

	VOTES	PERCENT		VOTES	PERCENT
12TH JUDICIAL CIRCUIT (ROZAK VACANCY)					
Vote for not more than 1					
01 = David Garcia	20,068	40.46			
02 = Moira K. Dunn	18,463	37.22	03 = Daniel O'Connell	11,068	22.31

	01	02	03
0001 CHANNAHON PCT 001	49	45	36
0002 CHANNAHON PCT 002	47	89	54
0003 CHANNAHON PCT 003	44	53	60
0004 CHANNAHON PCT 004	44	50	50
0005 CHANNAHON PCT 005	49	38	40
0006 CRETE PCT 001	132	81	33
0007 CRETE PCT 002	59	49	37
0008 CRETE PCT 003	69	47	31
0009 CRETE PCT 004	113	67	38
0010 CRETE PCT 005	117	101	43
0011 CRETE PCT 006	106	72	32
0012 CRETE PCT 007	149	96	36
0013 CRETE PCT 008	97	64	36
0014 CRETE PCT 009	53	49	25
0015 CRETE PCT 010	39	31	28
0016 CRETE PCT 011	48	28	26
0017 CRETE PCT 012	78	47	21
0018 CUSTER PCT 001	36	34	33
0019 DU PAGE PCT 001	85	87	39
0020 DU PAGE PCT 002	69	69	29
0021 DU PAGE PCT 003	64	80	24
0022 DU PAGE PCT 004	55	54	18
0023 DU PAGE PCT 005	85	62	23
0024 DU PAGE PCT 006	104	61	38
0025 DU PAGE PCT 007	74	55	22
0026 DU PAGE PCT 008	125	67	38
0027 DU PAGE PCT 009	77	57	15
0028 DU PAGE PCT 010	116	92	39
0029 DU PAGE PCT 011	106	87	43
0030 DU PAGE PCT 012	83	62	30
0031 DU PAGE PCT 013	107	73	40
0032 DU PAGE PCT 014	98	72	25
0033 DU PAGE PCT 015	95	57	34
0034 DU PAGE PCT 016	134	86	25
0035 DU PAGE PCT 017	80	101	23
0036 DU PAGE PCT 018	96	66	28
0037 DU PAGE PCT 019	79	84	34
0038 DU PAGE PCT 020	78	72	34
0039 DU PAGE PCT 021	95	64	35
0040 DU PAGE PCT 022	100	66	48
0041 DU PAGE PCT 023	95	82	32
0042 DU PAGE PCT 024	76	79	27
0043 DU PAGE PCT 025	86	66	44
0044 DU PAGE PCT 026	68	50	25
0045 DU PAGE PCT 027	126	80	42
0046 DU PAGE PCT 028	70	67	34
0047 DU PAGE PCT 029	74	69	31
0048 DU PAGE PCT 030	75	77	34
0049 DU PAGE PCT 031	48	27	25
0050 DU PAGE PCT 032	77	59	58
0051 DU PAGE PCT 033	66	69	41
0052 DU PAGE PCT 034	66	77	32
0053 DU PAGE PCT 035	55	28	23
0054 DU PAGE PCT 036	105	90	39

**For City of Aurora's ballots cast
 and precinct breakdown – refer to
 that section of this book**

12TH JUDICIAL CIRCUIT (ROZAK VACANCY)

VOTES PERCENT

VOTES PERCENT

Vote for not more than 1

01 = David Garcia

20,068 40.46

02 = Moira K. Dunn

18,463 37.22

03 = Daniel O'Connell

11,068 22.31

(CONTINUED FROM PREVIOUS PAGE)

	01	02	03
0055 DU PAGE PCT 037	77	55	30
0056 FLORENCE PCT 001	13	22	23
0057 FRANKFORT PCT 001	63	72	39
0058 FRANKFORT PCT 002	49	52	49
0059 FRANKFORT PCT 003	62	70	52
0060 FRANKFORT PCT 004	41	47	33
0061 FRANKFORT PCT 005	73	79	48
0062 FRANKFORT PCT 006	43	47	33
0063 FRANKFORT PCT 007	46	49	35
0064 FRANKFORT PCT 008	48	69	41
0065 FRANKFORT PCT 009	67	54	49
0066 FRANKFORT PCT 010	74	61	63
0067 FRANKFORT PCT 011	79	52	26
0068 FRANKFORT PCT 012	57	63	60
0069 FRANKFORT PCT 013	44	67	26
0070 FRANKFORT PCT 014	65	56	54
0071 FRANKFORT PCT 015	52	62	46
0072 FRANKFORT PCT 016	77	66	54
0073 FRANKFORT PCT 017	57	63	32
0074 FRANKFORT PCT 018	52	57	27
0075 FRANKFORT PCT 019	49	65	33
0076 FRANKFORT PCT 020	60	61	26
0077 FRANKFORT PCT 021	61	64	32
0078 FRANKFORT PCT 022	83	63	40
0079 FRANKFORT PCT 023	42	47	24
0080 FRANKFORT PCT 024	109	89	24
0081 FRANKFORT PCT 025	61	51	36
0082 FRANKFORT PCT 026	59	61	13
0083 FRANKFORT PCT 027	46	42	29
0084 FRANKFORT PCT 028	87	67	31
0085 GREEN GARDEN PCT 001	42	38	30
0086 GREEN GARDEN PCT 002	46	41	34
0087 HOMER PCT 001	32	56	34
0088 HOMER PCT 002	53	64	29
0089 HOMER PCT 003	44	65	39
0090 HOMER PCT 004	59	60	36
0091 HOMER PCT 005	35	52	33
0092 HOMER PCT 006	36	50	46
0093 HOMER PCT 007	39	59	51
0094 HOMER PCT 008	51	37	43
0095 HOMER PCT 009	42	54	37
0096 HOMER PCT 010	50	71	40
0097 HOMER PCT 011	40	57	50
0098 HOMER PCT 012	33	58	26
0099 HOMER PCT 013	42	65	34
0100 HOMER PCT 014	78	89	47
0101 HOMER PCT 015	62	98	43
0102 HOMER PCT 016	45	68	29
0103 HOMER PCT 017	28	49	27
0104 HOMER PCT 018	57	70	39
0105 JACKSON PCT 001	52	41	58
0106 JACKSON PCT 002	37	49	56
0107 JOLIET PCT 001	99	66	52
0108 JOLIET PCT 002	70	55	41

	VOTES	PERCENT		VOTES	PERCENT
12TH JUDICIAL CIRCUIT (ROZAK VACANCY)					
Vote for not more than 1					
01 = David Garcia	20,068	40.46			
02 = Moira K. Dunn	18,463	37.22	03 = Daniel O'Connell	11,068	22.31

(CONTINUED FROM PREVIOUS PAGE)	01	02	03
0109 JOLIET PCT 003	56	48	37
0110 JOLIET PCT 004	46	52	40
0111 JOLIET PCT 005	65	40	45
0112 JOLIET PCT 006	71	29	29
0113 JOLIET PCT 007	102	54	37
0114 JOLIET PCT 008	48	37	39
0115 JOLIET PCT 009	39	56	36
0116 JOLIET PCT 010	63	75	43
0117 JOLIET PCT 011	54	41	40
0118 JOLIET PCT 012	66	27	32
0119 JOLIET PCT 013	99	12	16
0120 JOLIET PCT 014	83	15	17
0121 JOLIET PCT 015	57	27	20
0122 JOLIET PCT 016	110	68	44
0123 JOLIET PCT 017	78	70	84
0124 JOLIET PCT 018	93	106	65
0125 JOLIET PCT 019	57	68	60
0126 JOLIET PCT 020	57	59	63
0127 JOLIET PCT 021	84	71	51
0128 JOLIET PCT 022	81	62	42
0129 JOLIET PCT 023	91	45	36
0130 JOLIET PCT 024	58	40	39
0131 JOLIET PCT 025	63	40	52
0132 JOLIET PCT 026	64	59	36
0133 JOLIET PCT 027	40	17	12
0134 JOLIET PCT 028	82	29	26
0135 JOLIET PCT 029	90	34	44
0136 JOLIET PCT 030	56	40	36
0137 JOLIET PCT 031	62	48	23
0138 JOLIET PCT 032	95	45	38
0139 JOLIET PCT 033	56	31	34
0140 JOLIET PCT 034	111	43	46
0141 JOLIET PCT 035	133	70	46
0142 JOLIET PCT 036	94	44	37
0143 JOLIET PCT 037	103	50	37
0144 LOCKPORT PCT 001	115	122	89
0145 LOCKPORT PCT 002	106	65	51
0146 LOCKPORT PCT 003	92	69	34
0147 LOCKPORT PCT 004	60	42	42
0148 LOCKPORT PCT 005	51	51	39
0149 LOCKPORT PCT 006	92	48	25
0150 LOCKPORT PCT 007	112	74	37
0151 LOCKPORT PCT 008	96	78	32
0152 LOCKPORT PCT 009	132	131	58
0153 LOCKPORT PCT 010	66	53	69
0154 LOCKPORT PCT 011	56	62	76
0155 LOCKPORT PCT 012	43	48	62
0156 LOCKPORT PCT 013	140	130	108
0157 LOCKPORT PCT 014	56	40	40
0158 LOCKPORT PCT 015	74	45	33
0159 LOCKPORT PCT 016	81	69	58
0160 LOCKPORT PCT 017	83	74	67
0161 LOCKPORT PCT 018	53	82	38
0162 LOCKPORT PCT 019	74	87	58

	VOTES	PERCENT		VOTES	PERCENT
12TH JUDICIAL CIRCUIT (ROZAK VACANCY)					
Vote for not more than 1					
01 = David Garcia	20,068	40.46			
02 = Moira K. Dunn	18,463	37.22	03 = Daniel O'Connell	11,068	22.31

(CONTINUED FROM PREVIOUS PAGE)

	01	02	03
0163 LOCKPORT PCT 020	59	38	61
0164 LOCKPORT PCT 021	66	56	51
0165 LOCKPORT PCT 022	74	52	48
0166 LOCKPORT PCT 023	43	45	49
0167 LOCKPORT PCT 024	86	46	32
0168 MANHATTAN PCT 001	53	50	38
0169 MANHATTAN PCT 002	52	55	34
0170 MANHATTAN PCT 003	59	56	60
0171 MANHATTAN PCT 004	43	49	39
0172 MONEE PCT 001	80	53	38
0173 MONEE PCT 002	152	83	24
0174 MONEE PCT 003	69	57	43
0175 MONEE PCT 004	94	59	35
0176 MONEE PCT 005	120	99	22
0177 MONEE PCT 006	99	68	14
0178 MONEE PCT 007	166	88	34
0179 MONEE PCT 008	64	37	17
0180 NEW LENOX PCT 001	42	52	33
0181 NEW LENOX PCT 002	42	44	40
0182 NEW LENOX PCT 003	37	43	26
0183 NEW LENOX PCT 004	46	42	24
0184 NEW LENOX PCT 005	48	70	37
0185 NEW LENOX PCT 006	44	34	26
0186 NEW LENOX PCT 007	41	51	48
0187 NEW LENOX PCT 008	49	61	36
0188 NEW LENOX PCT 009	41	59	44
0189 NEW LENOX PCT 010	49	77	49
0190 NEW LENOX PCT 011	42	85	48
0191 NEW LENOX PCT 012	44	48	33
0192 NEW LENOX PCT 013	42	57	31
0193 NEW LENOX PCT 014	71	99	50
0194 NEW LENOX PCT 015	52	55	40
0195 NEW LENOX PCT 016	74	77	54
0196 NEW LENOX PCT 017	41	60	33
0197 NEW LENOX PCT 018	37	57	42
0198 NEW LENOX PCT 019	65	58	52
0199 NEW LENOX PCT 020	74	63	58
0200 PEOTONE PCT 001	34	37	33
0201 PEOTONE PCT 002	29	36	24
0202 PLAINFIELD PCT 001	48	73	28
0203 PLAINFIELD PCT 002	66	56	31
0204 PLAINFIELD PCT 003	46	55	24
0205 PLAINFIELD PCT 004	45	37	12
0206 PLAINFIELD PCT 005	48	50	28
0207 PLAINFIELD PCT 006	81	57	25
0208 PLAINFIELD PCT 007	100	66	14
0209 PLAINFIELD PCT 008	53	69	46
0210 PLAINFIELD PCT 009	46	74	30
0211 PLAINFIELD PCT 010	32	53	24
0212 PLAINFIELD PCT 011	32	28	14
0213 PLAINFIELD PCT 012	89	52	38
0214 PLAINFIELD PCT 013	80	88	34
0215 PLAINFIELD PCT 014	53	71	23
0216 PLAINFIELD PCT 015	47	68	28

	VOTES	PERCENT		VOTES	PERCENT
12TH JUDICIAL CIRCUIT (ROZAK VACANCY)					
Vote for not more than 1					
01 = David Garcia	20,068	40.46			
02 = Moira K. Dunn	18,463	37.22	03 = Daniel O'Connell	11,068	22.31

(CONTINUED FROM PREVIOUS PAGE)	01	02	03
0217 PLAINFIELD PCT 016	59	60	46
0218 PLAINFIELD PCT 017	60	40	39
0219 PLAINFIELD PCT 018	70	57	33
0220 PLAINFIELD PCT 019	41	62	23
0221 PLAINFIELD PCT 020	38	75	34
0222 PLAINFIELD PCT 021	41	55	38
0223 PLAINFIELD PCT 022	58	94	47
0224 PLAINFIELD PCT 023	50	49	30
0225 PLAINFIELD PCT 024	41	64	49
0226 PLAINFIELD PCT 025	53	45	23
0227 PLAINFIELD PCT 026	38	35	29
0228 PLAINFIELD PCT 027	87	61	24
0229 PLAINFIELD PCT 028	61	54	28
0230 PLAINFIELD PCT 029	33	59	38
0231 PLAINFIELD PCT 030	54	63	31
0232 PLAINFIELD PCT 031	44	63	33
0233 PLAINFIELD PCT 032	45	53	36
0234 PLAINFIELD PCT 033	65	56	43
0235 PLAINFIELD PCT 034	44	52	30
0236 PLAINFIELD PCT 035	87	57	36
0237 REED PCT 001	43	35	34
0238 REED PCT 002	44	38	22
0239 REED PCT 003	43	43	38
0240 TROY PCT 001	85	69	33
0241 TROY PCT 002	82	55	29
0242 TROY PCT 003	39	59	30
0243 TROY PCT 004	63	38	44
0244 TROY PCT 005	63	65	44
0245 TROY PCT 006	35	63	42
0246 TROY PCT 007	66	74	49
0247 TROY PCT 008	68	127	61
0248 TROY PCT 009	65	58	41
0249 TROY PCT 010	52	65	41
0250 TROY PCT 011	69	88	67
0251 TROY PCT 012	57	113	30
0252 TROY PCT 013	103	149	78
0253 TROY PCT 014	66	70	49
0254 TROY PCT 015	55	63	37
0255 TROY PCT 016	83	83	72
0256 TROY PCT 017	62	77	41
0257 TROY PCT 018	77	55	45
0258 TROY PCT 019	80	58	38
0259 TROY PCT 020	71	117	40
0260 TROY PCT 021	54	73	33
0261 TROY PCT 022	17	48	11
0262 WASHINGTON PCT 001	51	30	42
0263 WASHINGTON PCT 002	35	32	37
0264 WASHINGTON PCT 003	27	37	21
0265 WESLEY PCT 001	38	44	35
0266 WHEATLAND PCT 001	420	362	174
0267 WHEATLAND PCT 002	105	118	42
0268 WHEATLAND PCT 003	55	47	13
0269 WHEATLAND PCT 004	78	95	31
0270 WHEATLAND PCT 005	60	54	23

	VOTES	PERCENT		VOTES	PERCENT
12TH JUDICIAL CIRCUIT (ROZAK VACANCY)					
Vote for not more than 1					
01 = David Garcia	20,068	40.46			
02 = Moira K. Dunn	18,463	37.22	03 = Daniel O'Connell	11,068	22.31
(CONTINUED FROM PREVIOUS PAGE)					
	01	02	03		
0271 WHEATLAND PCT 006	60	65	22		
0272 WHEATLAND PCT 007	55	55	24		
0273 WHEATLAND PCT 008	50	66	18		
0274 WHEATLAND PCT 009	87	104	29		
0275 WHEATLAND PCT 010	55	58	26		
0276 WHEATLAND PCT 011	54	85	24		
0277 WHEATLAND PCT 012	51	51	16		
0278 WHEATLAND PCT 013	54	66	29		
0279 WHEATLAND PCT 014	68	68	24		
0280 WHEATLAND PCT 015	64	42	17		
0281 WHEATLAND PCT 016	59	66	31		
0282 WHEATLAND PCT 017	89	57	23		
0283 WHEATLAND PCT 018	65	55	24		
0284 WHEATLAND PCT 019	71	89	23		
0285 WHEATLAND PCT 020	29	53	12		
0286 WHEATLAND PCT 021	57	65	25		
0287 WHEATLAND PCT 022	81	64	16		
0288 WHEATLAND PCT 023	65	79	24		
0289 WHEATLAND PCT 024	44	44	16		
0290 WHEATLAND PCT 025	57	78	38		
0291 WHEATLAND PCT 026	60	86	26		
0292 WHEATLAND PCT 027	102	92	32		
0293 WHEATLAND PCT 028	52	71	24		
0294 WHEATLAND PCT 029	89	74	30		
0295 WHEATLAND PCT 030	46	58	20		
0296 WILL PCT 001	28	8	15		
0297 WILMINGTON PCT 001	41	44	29		
0298 WILMINGTON PCT 002	32	32	29		
0299 WILMINGTON PCT 003	38	24	31		
0300 WILTON PCT 001	18	13	25		

12TH JUDICIAL CIRCUIT (POLICANDRIOTES VACANCY)

VOTES PERCENT

Vote for not more than 1
01 = Vincent F. Cornelius

46,088 100.00

01

0001 CHANNAHON PCT 001	120
0002 CHANNAHON PCT 002	167
0003 CHANNAHON PCT 003	140
0004 CHANNAHON PCT 004	134
0005 CHANNAHON PCT 005	120
0006 CRETE PCT 001	218
0007 CRETE PCT 002	136
0008 CRETE PCT 003	128
0009 CRETE PCT 004	206
0010 CRETE PCT 005	244
0011 CRETE PCT 006	197
0012 CRETE PCT 007	253
0013 CRETE PCT 008	180
0014 CRETE PCT 009	120
0015 CRETE PCT 010	93
0016 CRETE PCT 011	99
0017 CRETE PCT 012	127
0018 CUSTER PCT 001	94
0019 DU PAGE PCT 001	187
0020 DU PAGE PCT 002	151
0021 DU PAGE PCT 003	163
0022 DU PAGE PCT 004	113
0023 DU PAGE PCT 005	156
0024 DU PAGE PCT 006	195
0025 DU PAGE PCT 007	139
0026 DU PAGE PCT 008	195
0027 DU PAGE PCT 009	149
0028 DU PAGE PCT 010	231
0029 DU PAGE PCT 011	214
0030 DU PAGE PCT 012	164
0031 DU PAGE PCT 013	199
0032 DU PAGE PCT 014	192
0033 DU PAGE PCT 015	178
0034 DU PAGE PCT 016	229
0035 DU PAGE PCT 017	187
0036 DU PAGE PCT 018	173
0037 DU PAGE PCT 019	178
0038 DU PAGE PCT 020	166
0039 DU PAGE PCT 021	191
0040 DU PAGE PCT 022	200
0041 DU PAGE PCT 023	191
0042 DU PAGE PCT 024	175
0043 DU PAGE PCT 025	182
0044 DU PAGE PCT 026	134
0045 DU PAGE PCT 027	231
0046 DU PAGE PCT 028	161
0047 DU PAGE PCT 029	169
0048 DU PAGE PCT 030	181
0049 DU PAGE PCT 031	94
0050 DU PAGE PCT 032	185
0051 DU PAGE PCT 033	168
0052 DU PAGE PCT 034	164
0053 DU PAGE PCT 035	101
0054 DU PAGE PCT 036	215
0055 DU PAGE PCT 037	149

**For City of Aurora's ballots cast
and precinct breakdown – refer to
that section of this book**

VOTES PERCENT

12TH JUDICIAL CIRCUIT (POLICANDRIOTES VACANCY)

Vote for not more than 1

01 = Vincent F. Cornelius

46,088 100.00

(CONTINUED FROM PREVIOUS PAGE) 01

0056 FLORENCE PCT 001	47
0057 FRANKFORT PCT 001	154
0058 FRANKFORT PCT 002	131
0059 FRANKFORT PCT 003	167
0060 FRANKFORT PCT 004	116
0061 FRANKFORT PCT 005	177
0062 FRANKFORT PCT 006	108
0063 FRANKFORT PCT 007	125
0064 FRANKFORT PCT 008	137
0065 FRANKFORT PCT 009	152
0066 FRANKFORT PCT 010	171
0067 FRANKFORT PCT 011	139
0068 FRANKFORT PCT 012	166
0069 FRANKFORT PCT 013	117
0070 FRANKFORT PCT 014	156
0071 FRANKFORT PCT 015	147
0072 FRANKFORT PCT 016	171
0073 FRANKFORT PCT 017	133
0074 FRANKFORT PCT 018	117
0075 FRANKFORT PCT 019	131
0076 FRANKFORT PCT 020	132
0077 FRANKFORT PCT 021	143
0078 FRANKFORT PCT 022	155
0079 FRANKFORT PCT 023	104
0080 FRANKFORT PCT 024	204
0081 FRANKFORT PCT 025	133
0082 FRANKFORT PCT 026	112
0083 FRANKFORT PCT 027	107
0084 FRANKFORT PCT 028	170
0085 GREEN GARDEN PCT 001	96
0086 GREEN GARDEN PCT 002	117
0087 HOMER PCT 001	114
0088 HOMER PCT 002	132
0089 HOMER PCT 003	131
0090 HOMER PCT 004	142
0091 HOMER PCT 005	103
0092 HOMER PCT 006	129
0093 HOMER PCT 007	136
0094 HOMER PCT 008	119
0095 HOMER PCT 009	127
0096 HOMER PCT 010	148
0097 HOMER PCT 011	132
0098 HOMER PCT 012	106
0099 HOMER PCT 013	118
0100 HOMER PCT 014	208
0101 HOMER PCT 015	182
0102 HOMER PCT 016	131
0103 HOMER PCT 017	97
0104 HOMER PCT 018	156
0105 JACKSON PCT 001	140
0106 JACKSON PCT 002	123
0107 JOLIET PCT 001	207
0108 JOLIET PCT 002	165
0109 JOLIET PCT 003	135
0110 JOLIET PCT 004	126

12TH JUDICIAL CIRCUIT (POLICANDRIOTES VACANCY)

VOTES PERCENT

Vote for not more than 1
 01 = Vincent F. Cornelius

46,088 100.00

(CONTINUED FROM PREVIOUS PAGE)

 01

0111 JOLIET PCT 005	148
0112 JOLIET PCT 006	128
0113 JOLIET PCT 007	184
0114 JOLIET PCT 008	117
0115 JOLIET PCT 009	122
0116 JOLIET PCT 010	170
0117 JOLIET PCT 011	132
0118 JOLIET PCT 012	119
0119 JOLIET PCT 013	122
0120 JOLIET PCT 014	112
0121 JOLIET PCT 015	102
0122 JOLIET PCT 016	214
0123 JOLIET PCT 017	217
0124 JOLIET PCT 018	237
0125 JOLIET PCT 019	169
0126 JOLIET PCT 020	159
0127 JOLIET PCT 021	188
0128 JOLIET PCT 022	171
0129 JOLIET PCT 023	164
0130 JOLIET PCT 024	131
0131 JOLIET PCT 025	146
0132 JOLIET PCT 026	149
0133 JOLIET PCT 027	66
0134 JOLIET PCT 028	134
0135 JOLIET PCT 029	165
0136 JOLIET PCT 030	127
0137 JOLIET PCT 031	126
0138 JOLIET PCT 032	175
0139 JOLIET PCT 033	113
0140 JOLIET PCT 034	196
0141 JOLIET PCT 035	249
0142 JOLIET PCT 036	173
0143 JOLIET PCT 037	184
0144 LOCKPORT PCT 001	302
0145 LOCKPORT PCT 002	200
0146 LOCKPORT PCT 003	169
0147 LOCKPORT PCT 004	139
0148 LOCKPORT PCT 005	137
0149 LOCKPORT PCT 006	160
0150 LOCKPORT PCT 007	216
0151 LOCKPORT PCT 008	202
0152 LOCKPORT PCT 009	304
0153 LOCKPORT PCT 010	164
0154 LOCKPORT PCT 011	172
0155 LOCKPORT PCT 012	144
0156 LOCKPORT PCT 013	357
0157 LOCKPORT PCT 014	127
0158 LOCKPORT PCT 015	143
0159 LOCKPORT PCT 016	183
0160 LOCKPORT PCT 017	196
0161 LOCKPORT PCT 018	160
0162 LOCKPORT PCT 019	204
0163 LOCKPORT PCT 020	140
0164 LOCKPORT PCT 021	151
0165 LOCKPORT PCT 022	153

12TH JUDICIAL CIRCUIT (POLICANDRIOTES VACANCY)

Vote for not more than 1

01 = Vincent F. Cornelius

VOTES PERCENT

46,088 100.00

(CONTINUED FROM PREVIOUS PAGE) 01

0166 LOCKPORT PCT 023	115
0167 LOCKPORT PCT 024	159
0168 MANHATTAN PCT 001	122
0169 MANHATTAN PCT 002	133
0170 MANHATTAN PCT 003	153
0171 MANHATTAN PCT 004	119
0172 MONEE PCT 001	159
0173 MONEE PCT 002	238
0174 MONEE PCT 003	155
0175 MONEE PCT 004	163
0176 MONEE PCT 005	216
0177 MONEE PCT 006	156
0178 MONEE PCT 007	264
0179 MONEE PCT 008	110
0180 NEW LENOX PCT 001	129
0181 NEW LENOX PCT 002	110
0182 NEW LENOX PCT 003	101
0183 NEW LENOX PCT 004	102
0184 NEW LENOX PCT 005	138
0185 NEW LENOX PCT 006	96
0186 NEW LENOX PCT 007	135
0187 NEW LENOX PCT 008	137
0188 NEW LENOX PCT 009	137
0189 NEW LENOX PCT 010	164
0190 NEW LENOX PCT 011	154
0191 NEW LENOX PCT 012	115
0192 NEW LENOX PCT 013	125
0193 NEW LENOX PCT 014	206
0194 NEW LENOX PCT 015	130
0195 NEW LENOX PCT 016	189
0196 NEW LENOX PCT 017	124
0197 NEW LENOX PCT 018	119
0198 NEW LENOX PCT 019	164
0199 NEW LENOX PCT 020	181
0200 PEOTONE PCT 001	95
0201 PEOTONE PCT 002	86
0202 PLAINFIELD PCT 001	142
0203 PLAINFIELD PCT 002	150
0204 PLAINFIELD PCT 003	112
0205 PLAINFIELD PCT 004	89
0206 PLAINFIELD PCT 005	123
0207 PLAINFIELD PCT 006	155
0208 PLAINFIELD PCT 007	172
0209 PLAINFIELD PCT 008	160
0210 PLAINFIELD PCT 009	145
0211 PLAINFIELD PCT 010	107
0212 PLAINFIELD PCT 011	72
0213 PLAINFIELD PCT 012	171
0214 PLAINFIELD PCT 013	186
0215 PLAINFIELD PCT 014	141
0216 PLAINFIELD PCT 015	133
0217 PLAINFIELD PCT 016	147
0218 PLAINFIELD PCT 017	128
0219 PLAINFIELD PCT 018	152
0220 PLAINFIELD PCT 019	118

12TH JUDICIAL CIRCUIT (POLICANDRIOTES VACANCY)

VOTES PERCENT

Vote for not more than 1
 01 = Vincent F. Cornelius

46,088 100.00

(CONTINUED FROM PREVIOUS PAGE)

 01

0221 PLAINFIELD PCT 020	132
0222 PLAINFIELD PCT 021	126
0223 PLAINFIELD PCT 022	176
0224 PLAINFIELD PCT 023	119
0225 PLAINFIELD PCT 024	150
0226 PLAINFIELD PCT 025	114
0227 PLAINFIELD PCT 026	93
0228 PLAINFIELD PCT 027	169
0229 PLAINFIELD PCT 028	136
0230 PLAINFIELD PCT 029	121
0231 PLAINFIELD PCT 030	136
0232 PLAINFIELD PCT 031	134
0233 PLAINFIELD PCT 032	124
0234 PLAINFIELD PCT 033	147
0235 PLAINFIELD PCT 034	118
0236 PLAINFIELD PCT 035	164
0237 REED PCT 001	105
0238 REED PCT 002	101
0239 REED PCT 003	119
0240 TROY PCT 001	179
0241 TROY PCT 002	153
0242 TROY PCT 003	110
0243 TROY PCT 004	142
0244 TROY PCT 005	158
0245 TROY PCT 006	133
0246 TROY PCT 007	170
0247 TROY PCT 008	235
0248 TROY PCT 009	155
0249 TROY PCT 010	140
0250 TROY PCT 011	200
0251 TROY PCT 012	180
0252 TROY PCT 013	288
0253 TROY PCT 014	164
0254 TROY PCT 015	141
0255 TROY PCT 016	215
0256 TROY PCT 017	164
0257 TROY PCT 018	164
0258 TROY PCT 019	166
0259 TROY PCT 020	198
0260 TROY PCT 021	148
0261 TROY PCT 022	73
0262 WASHINGTON PCT 001	109
0263 WASHINGTON PCT 002	101
0264 WASHINGTON PCT 003	79
0265 WESLEY PCT 001	107
0266 WHEATLAND PCT 001	930
0267 WHEATLAND PCT 002	266
0268 WHEATLAND PCT 003	106
0269 WHEATLAND PCT 004	196
0270 WHEATLAND PCT 005	135
0271 WHEATLAND PCT 006	144
0272 WHEATLAND PCT 007	132
0273 WHEATLAND PCT 008	141
0274 WHEATLAND PCT 009	207
0275 WHEATLAND PCT 010	138

VOTES PERCENT

12TH JUDICIAL CIRCUIT (POLICANDRIOTES VACANCY)

Vote for not more than 1


01 = Vincent F. Cornelius

46,088 100.00

(CONTINUED FROM PREVIOUS PAGE)

01

0276 WHEATLAND PCT 011	161
0277 WHEATLAND PCT 012	121
0278 WHEATLAND PCT 013	141
0279 WHEATLAND PCT 014	144
0280 WHEATLAND PCT 015	114
0281 WHEATLAND PCT 016	157
0282 WHEATLAND PCT 017	156
0283 WHEATLAND PCT 018	138
0284 WHEATLAND PCT 019	178
0285 WHEATLAND PCT 020	94
0286 WHEATLAND PCT 021	145
0287 WHEATLAND PCT 022	147
0288 WHEATLAND PCT 023	167
0289 WHEATLAND PCT 024	102
0290 WHEATLAND PCT 025	166
0291 WHEATLAND PCT 026	156
0292 WHEATLAND PCT 027	217
0293 WHEATLAND PCT 028	149
0294 WHEATLAND PCT 029	186
0295 WHEATLAND PCT 030	121
0296 WILL PCT 001	44
0297 WILMINGTON PCT 001	107
0298 WILMINGTON PCT 002	87
0299 WILMINGTON PCT 003	86
0300 WILTON PCT 001	51



DEMOCRATIC PARTY

**PRECINCT
COMMITTEEMEN
SUMMARY**

PCT COMMITTEEMAN SUMMARY

WILL COUNTY, ILLINOIS
 GENERAL PRIMARY ELECTION
 MARCH 20, 2018
 DEMOCRATIC

OFFICIAL RESULTS

	TOTAL VOTES	%	VOTE BY MAIL	EARLY VOTING	ELECTION DAY	PROVISIONAL	CITY/AURORA (
COMMITTEEMAN CHANNAHON PCT 001							
Vote for not more than 1							
NO CANDIDATE FILED	0		0	0	0	0	0
COMMITTEEMAN CHANNAHON PCT 002							
Vote for not more than 1							
NO CANDIDATE FILED	0		0	0	0	0	0
COMMITTEEMAN CHANNAHON PCT 003							
Vote for not more than 1							
Gene (Boomer) Frederick.	149	100.00	11	18	117	3	0
COMMITTEEMAN CHANNAHON PCT 004							
Vote for not more than 1							
NO CANDIDATE FILED	0		0	0	0	0	0
COMMITTEEMAN CHANNAHON PCT 005							
Vote for not more than 1							
Burke Schuster.	119	100.00	3	7	109	0	0
COMMITTEEMAN CRETE PCT 001							
Vote for not more than 1							
Billy Morgan	221	100.00	4	9	203	5	0
COMMITTEEMAN CRETE PCT 002							
Vote for not more than 1							
NO CANDIDATE FILED	0		0	0	0	0	0
COMMITTEEMAN CRETE PCT 003							
Vote for not more than 1							
Sherry M. Newquist	142	100.00	3	10	128	1	0
COMMITTEEMAN CRETE PCT 004							
Vote for not more than 1							
NO CANDIDATE FILED	0		0	0	0	0	0
COMMITTEEMAN CRETE PCT 005							
Vote for not more than 1							
Pristell (Chris) Hurst	93	36.33	3	20	70	0	0
Georgia J. Selmon.	163	63.67	6	33	124	0	0
COMMITTEEMAN CRETE PCT 006							
Vote for not more than 1							
NO CANDIDATE FILED	0		0	0	0	0	0

PCT COMMITTEEMAN SUMMARY

WILL COUNTY, ILLINOIS
 GENERAL PRIMARY ELECTION
 MARCH 20, 2018
 DEMOCRATIC

OFFICIAL RESULTS

	TOTAL VOTES	%	VOTE BY MAIL	EARLY VOTING	ELECTION DAY	PROVISIONAL CITY/AURORA (
COMMITTEEMAN CRETE PCT 007							
Vote for not more than 1							
NO CANDIDATE FILED	0		0	0	0	0	0
COMMITTEEMAN CRETE PCT 008							
Vote for not more than 1							
NO CANDIDATE FILED	0		0	0	0	0	0
COMMITTEEMAN CRETE PCT 009							
Vote for not more than 1							
Jessica McIntyre	117	100.00	1	20	93	3	0
COMMITTEEMAN CRETE PCT 010							
Vote for not more than 1							
NO CANDIDATE FILED	0		0	0	0	0	0
COMMITTEEMAN CRETE PCT 011							
Vote for not more than 1							
Laurie Summers.	70	68.63	4	9	53	4	0
Melissa Sidler.	18	17.65	1	4	13	0	0
Robert Vail.	14	13.73	0	2	12	0	0
COMMITTEEMAN CRETE PCT 012							
Vote for not more than 1							
NO CANDIDATE FILED	0		0	0	0	0	0
COMMITTEEMAN CUSTER PCT 001							
Vote for not more than 1							
NO CANDIDATE FILED	0		0	0	0	0	0
COMMITTEEMAN DU PAGE PCT 001							
Vote for not more than 1							
NO CANDIDATE FILED	0		0	0	0	0	0
COMMITTEEMAN DU PAGE PCT 002							
Vote for not more than 1							
Edward Crotty	159	100.00	7	26	126	0	0
COMMITTEEMAN DU PAGE PCT 003							
Vote for not more than 1							
Lynette Angle-Smith	166	100.00	5	34	126	1	0
COMMITTEEMAN DU PAGE PCT 004							
Vote for not more than 1							
Jody A. Martin.	115	100.00	2	22	89	2	0

	TOTAL VOTES	%	VOTE BY MAIL	EARLY VOTING	ELECTION DAY	PROVISIONAL	CITY/AURORA (
COMMITTEEMAN DU PAGE PCT 005							
Vote for not more than 1							
Gary T. Marschke	92	54.76	1	21	69	1	0
John G. Seale	76	45.24	3	10	62	1	0
COMMITTEEMAN DU PAGE PCT 006							
Vote for not more than 1							
Norman L. Brown	195	100.00	11	38	144	2	0
COMMITTEEMAN DU PAGE PCT 007							
Vote for not more than 1							
Monica Etzel	145	100.00	5	26	114	0	0
COMMITTEEMAN DU PAGE PCT 008							
Vote for not more than 1							
NO CANDIDATE FILED	0		0	0	0	0	0
COMMITTEEMAN DU PAGE PCT 009							
Vote for not more than 1							
NO CANDIDATE FILED	0		0	0	0	0	0
COMMITTEEMAN DU PAGE PCT 010							
Vote for not more than 1							
Joanne L. Rodriguez	236	100.00	11	40	182	3	0
COMMITTEEMAN DU PAGE PCT 011							
Vote for not more than 1							
Lawrence B. Fox	219	100.00	7	55	155	2	0
COMMITTEEMAN DU PAGE PCT 012							
Vote for not more than 1							
NO CANDIDATE FILED	0		0	0	0	0	0
COMMITTEEMAN DU PAGE PCT 013							
Vote for not more than 1							
NO CANDIDATE FILED	0		0	0	0	0	0
COMMITTEEMAN DU PAGE PCT 014							
Vote for not more than 1							
Sabrina L. Ray.	195	100.00	16	31	144	4	0
COMMITTEEMAN DU PAGE PCT 015							
Vote for not more than 1							
Thomas E. Braxton, Jr.	183	100.00	9	43	131	0	0

PCT COMMITTEEMAN SUMMARY

WILL COUNTY, ILLINOIS
 GENERAL PRIMARY ELECTION
 MARCH 20, 2018
 DEMOCRATIC

OFFICIAL RESULTS

	TOTAL VOTES	%	VOTE BY MAIL	EARLY VOTING	ELECTION DAY	PROVISIONAL CITY/AURORA (
COMMITTEEMAN DU PAGE PCT 016							
Vote for not more than 1							
Jacqueline L. Traynere	237	100.00	7	54	171	5	0
COMMITTEEMAN DU PAGE PCT 017							
Vote for not more than 1							
Karen Gonzalez.	186	100.00	6	34	142	4	0
COMMITTEEMAN DU PAGE PCT 018							
Vote for not more than 1							
NO CANDIDATE FILED	0		0	0	0	0	0
COMMITTEEMAN DU PAGE PCT 019							
Vote for not more than 1							
NO CANDIDATE FILED	0		0	0	0	0	0
COMMITTEEMAN DU PAGE PCT 020							
Vote for not more than 1							
NO CANDIDATE FILED	0		0	0	0	0	0
COMMITTEEMAN DU PAGE PCT 021							
Vote for not more than 1							
Charlotte A. Droogan.	195	100.00	3	29	162	1	0
COMMITTEEMAN DU PAGE PCT 022							
Vote for not more than 1							
Clara J. Foster	206	100.00	5	35	163	3	0
COMMITTEEMAN DU PAGE PCT 023							
Vote for not more than 1							
NO CANDIDATE FILED	0		0	0	0	0	0
COMMITTEEMAN DU PAGE PCT 024							
Vote for not more than 1							
Ruby Lofton.	181	100.00	7	28	143	3	0
COMMITTEEMAN DU PAGE PCT 025							
Vote for not more than 1							
Patricia A. Woolley	188	100.00	10	31	147	0	0
COMMITTEEMAN DU PAGE PCT 026							
Vote for not more than 1							
NO CANDIDATE FILED	0		0	0	0	0	0

PCT COMMITTEEMAN SUMMARY

WILL COUNTY, ILLINOIS
 GENERAL PRIMARY ELECTION
 MARCH 20, 2018
 DEMOCRATIC

OFFICIAL RESULTS

	TOTAL VOTES	%	VOTE BY MAIL	EARLY VOTING	ELECTION DAY	PROVISIONAL CITY/AURORA (
COMMITTEEMAN DU PAGE PCT 027							
Vote for not more than 1							
Charla Sirtoff.	230	100.00	8	50	170	2	0
COMMITTEEMAN DU PAGE PCT 028							
Vote for not more than 1							
NO CANDIDATE FILED	0		0	0	0	0	0
COMMITTEEMAN DU PAGE PCT 029							
Vote for not more than 1							
NO CANDIDATE FILED	0		0	0	0	0	0
COMMITTEEMAN DU PAGE PCT 030							
Vote for not more than 1							
NO CANDIDATE FILED	0		0	0	0	0	0
COMMITTEEMAN DU PAGE PCT 031							
Vote for not more than 1							
Brianne Cap.	90	100.00	7	10	73	0	0
COMMITTEEMAN DU PAGE PCT 032							
Vote for not more than 1							
NO CANDIDATE FILED	0		0	0	0	0	0
WRITE-IN.	15	100.00	0	2	13	0	0
COMMITTEEMAN DU PAGE PCT 033							
Vote for not more than 1							
NO CANDIDATE FILED	0		0	0	0	0	0
WRITE-IN.	34	100.00	2	5	27	0	0
COMMITTEEMAN DU PAGE PCT 034							
Vote for not more than 1							
John McNamara	154	100.00	13	8	127	6	0
COMMITTEEMAN DU PAGE PCT 035							
Vote for not more than 1							
Joel P. Brown	97	100.00	2	13	82	0	0
COMMITTEEMAN DU PAGE PCT 036							
Vote for not more than 1							
James McConachie	200	100.00	9	24	163	4	0
COMMITTEEMAN DU PAGE PCT 037							
Vote for not more than 1							
NO CANDIDATE FILED	0		0	0	0	0	0

PCT COMMITTEEMAN SUMMARY

WILL COUNTY, ILLINOIS
 GENERAL PRIMARY ELECTION
 MARCH 20, 2018
 DEMOCRATIC

OFFICIAL RESULTS

	TOTAL VOTES	%	VOTE BY MAIL	EARLY VOTING	ELECTION DAY	PROVISIONAL CITY/AURORA (
COMMITTEEMAN FLORENCE PCT 001							
Vote for not more than 1							
NO CANDIDATE FILED	0		0	0	0	0	0
COMMITTEEMAN FRANKFORT PCT 001							
Vote for not more than 1							
Nichole Serbin.	155	100.00	6	22	126	1	0
COMMITTEEMAN FRANKFORT PCT 002							
Vote for not more than 1							
NO CANDIDATE FILED	0		0	0	0	0	0
COMMITTEEMAN FRANKFORT PCT 003							
Vote for not more than 1							
NO CANDIDATE FILED	0		0	0	0	0	0
COMMITTEEMAN FRANKFORT PCT 004							
Vote for not more than 1							
NO CANDIDATE FILED	0		0	0	0	0	0
COMMITTEEMAN FRANKFORT PCT 005							
Vote for not more than 1							
John Sanchez, Jr..	175	100.00	4	41	125	5	0
COMMITTEEMAN FRANKFORT PCT 006							
Vote for not more than 1							
NO CANDIDATE FILED	0		0	0	0	0	0
COMMITTEEMAN FRANKFORT PCT 007							
Vote for not more than 1							
NO CANDIDATE FILED	0		0	0	0	0	0
COMMITTEEMAN FRANKFORT PCT 008							
Vote for not more than 1							
NO CANDIDATE FILED	0		0	0	0	0	0
COMMITTEEMAN FRANKFORT PCT 009							
Vote for not more than 1							
H. Ronald Hartman.	155	100.00	2	10	142	1	0
COMMITTEEMAN FRANKFORT PCT 010							
Vote for not more than 1							
NO CANDIDATE FILED	0		0	0	0	0	0

PCT COMMITTEEMAN SUMMARY

WILL COUNTY, ILLINOIS
 GENERAL PRIMARY ELECTION
 MARCH 20, 2018
 DEMOCRATIC

OFFICIAL RESULTS

	TOTAL VOTES	%	VOTE BY MAIL	EARLY VOTING	ELECTION DAY	PROVISIONAL	CITY/AURORA (
COMMITTEEMAN FRANKFORT PCT 011							
Vote for not more than 1							
Susan G. Myers	142	100.00	5	19	118	0	0
COMMITTEEMAN FRANKFORT PCT 012							
Vote for not more than 1							
Josephine A. Hamilton-Gunke1	96	51.61	0	7	89	0	0
Mary Louise Knoerzer	90	48.39	1	15	73	1	0
COMMITTEEMAN FRANKFORT PCT 013							
Vote for not more than 1							
NO CANDIDATE FILED	0		0	0	0	0	0
COMMITTEEMAN FRANKFORT PCT 014							
Vote for not more than 1							
Michelle Domecki	161	100.00	5	6	148	2	0
COMMITTEEMAN FRANKFORT PCT 015							
Vote for not more than 1							
Margaret Schultz	147	100.00	3	16	123	5	0
COMMITTEEMAN FRANKFORT PCT 016							
Vote for not more than 1							
NO CANDIDATE FILED	0		0	0	0	0	0
COMMITTEEMAN FRANKFORT PCT 017							
Vote for not more than 1							
NO CANDIDATE FILED	0		0	0	0	0	0
COMMITTEEMAN FRANKFORT PCT 018							
Vote for not more than 1							
NO CANDIDATE FILED	0		0	0	0	0	0
COMMITTEEMAN FRANKFORT PCT 019							
Vote for not more than 1							
NO CANDIDATE FILED	0		0	0	0	0	0
COMMITTEEMAN FRANKFORT PCT 020							
Vote for not more than 1							
Jacqueline M. Pletsch	136	100.00	6	5	125	0	0
COMMITTEEMAN FRANKFORT PCT 021							
Vote for not more than 1							
NO CANDIDATE FILED	0		0	0	0	0	0

PCT COMMITTEEMAN SUMMARY

WILL COUNTY, ILLINOIS
 GENERAL PRIMARY ELECTION
 MARCH 20, 2018
 DEMOCRATIC

OFFICIAL RESULTS

	TOTAL VOTES	%	VOTE BY MAIL	EARLY VOTING	ELECTION DAY	PROVISIONAL	CITY/AURORA (
COMMITTEEMAN FRANKFORT PCT 022							
Vote for not more than 1							
Emily S. Biegel	161	100.00	20	39	99	3	0
COMMITTEEMAN FRANKFORT PCT 023							
Vote for not more than 1							
NO CANDIDATE FILED	0		0	0	0	0	0
COMMITTEEMAN FRANKFORT PCT 024							
Vote for not more than 1							
Amanda L. Koch.	211	100.00	13	16	179	3	0
COMMITTEEMAN FRANKFORT PCT 025							
Vote for not more than 1							
NO CANDIDATE FILED	0		0	0	0	0	0
COMMITTEEMAN FRANKFORT PCT 026							
Vote for not more than 1							
NO CANDIDATE FILED	0		0	0	0	0	0
COMMITTEEMAN FRANKFORT PCT 027							
Vote for not more than 1							
NO CANDIDATE FILED	0		0	0	0	0	0
COMMITTEEMAN FRANKFORT PCT 028							
Vote for not more than 1							
NO CANDIDATE FILED	0		0	0	0	0	0
COMMITTEEMAN GREEN GARDEN PCT 001							
Vote for not more than 1							
NO CANDIDATE FILED	0		0	0	0	0	0
COMMITTEEMAN GREEN GARDEN PCT 002							
Vote for not more than 1							
NO CANDIDATE FILED	0		0	0	0	0	0
COMMITTEEMAN HOMER PCT 001							
Vote for not more than 1							
NO CANDIDATE FILED	0		0	0	0	0	0
COMMITTEEMAN HOMER PCT 002							
Vote for not more than 1							
NO CANDIDATE FILED	0		0	0	0	0	0

	TOTAL VOTES	%	VOTE BY MAIL	EARLY VOTING	ELECTION DAY	PROVISIONAL CITY/AURORA (
COMMITTEEMAN HOMER PCT 003							
Vote for not more than 1							
NO CANDIDATE FILED	0		0	0	0	0	0
COMMITTEEMAN HOMER PCT 004							
Vote for not more than 1							
NO CANDIDATE FILED	0		0	0	0	0	0
COMMITTEEMAN HOMER PCT 005							
Vote for not more than 1							
NO CANDIDATE FILED	0		0	0	0	0	0
COMMITTEEMAN HOMER PCT 006							
Vote for not more than 1							
NO CANDIDATE FILED	0		0	0	0	0	0
COMMITTEEMAN HOMER PCT 007							
Vote for not more than 1							
NO CANDIDATE FILED	0		0	0	0	0	0
COMMITTEEMAN HOMER PCT 008							
Vote for not more than 1							
NO CANDIDATE FILED	0		0	0	0	0	0
COMMITTEEMAN HOMER PCT 009							
Vote for not more than 1							
NO CANDIDATE FILED	0		0	0	0	0	0
COMMITTEEMAN HOMER PCT 010							
Vote for not more than 1							
NO CANDIDATE FILED	0		0	0	0	0	0
COMMITTEEMAN HOMER PCT 011							
Vote for not more than 1							
NO CANDIDATE FILED	0		0	0	0	0	0
COMMITTEEMAN HOMER PCT 012							
Vote for not more than 1							
Kyle P. Killacky	110	100.00	2	11	96	1	0
COMMITTEEMAN HOMER PCT 013							
Vote for not more than 1							
NO CANDIDATE FILED	0		0	0	0	0	0

PCT COMMITTEEMAN SUMMARY

WILL COUNTY, ILLINOIS
 GENERAL PRIMARY ELECTION
 MARCH 20, 2018
 DEMOCRATIC

OFFICIAL RESULTS

	TOTAL VOTES	%	VOTE BY MAIL	EARLY VOTING	ELECTION DAY	PROVISIONAL	CITY/AURORA (
COMMITTEEMAN HOMER PCT 014							
Vote for not more than 1							
NO CANDIDATE FILED	0		0	0	0	0	0
COMMITTEEMAN HOMER PCT 015							
Vote for not more than 1							
NO CANDIDATE FILED	0		0	0	0	0	0
COMMITTEEMAN HOMER PCT 016							
Vote for not more than 1							
NO CANDIDATE FILED	0		0	0	0	0	0
COMMITTEEMAN HOMER PCT 017							
Vote for not more than 1							
NO CANDIDATE FILED	0		0	0	0	0	0
COMMITTEEMAN HOMER PCT 018							
Vote for not more than 1							
NO CANDIDATE FILED	0		0	0	0	0	0
COMMITTEEMAN JACKSON PCT 001							
Vote for not more than 1							
Paul F. Buss	146	100.00	3	15	124	4	0
COMMITTEEMAN JACKSON PCT 002							
Vote for not more than 1							
Lawrence M. "Larry" Walsh	140	100.00	11	23	105	1	0
COMMITTEEMAN JOLIET PCT 001							
Vote for not more than 1							
Christine Lunningham.	207	100.00	6	35	164	2	0
COMMITTEEMAN JOLIET PCT 002							
Vote for not more than 1							
James Murphy	164	100.00	26	7	128	3	0
COMMITTEEMAN JOLIET PCT 003							
Vote for not more than 1							
NO CANDIDATE FILED	0		0	0	0	0	0
COMMITTEEMAN JOLIET PCT 004							
Vote for not more than 1							
Mathew Steffen.	53	39.85	3	7	42	1	0
Don "Duck" Dickinson.	80	60.15	6	7	67	0	0

PCT COMMITTEEMAN SUMMARY

WILL COUNTY, ILLINOIS
 GENERAL PRIMARY ELECTION
 MARCH 20, 2018
 DEMOCRATIC

OFFICIAL RESULTS

	TOTAL VOTES	%	VOTE BY MAIL	EARLY VOTING	ELECTION DAY	PROVISIONAL CITY/AURORA (
COMMITTEEMAN JOLIET PCT 005							
Vote for not more than 1							
John C. Sullivan	138	100.00	10	32	91	5	0
COMMITTEEMAN JOLIET PCT 006							
Vote for not more than 1							
NO CANDIDATE FILED	0		0	0	0	0	0
COMMITTEEMAN JOLIET PCT 007							
Vote for not more than 1							
NO CANDIDATE FILED	0		0	0	0	0	0
COMMITTEEMAN JOLIET PCT 008							
Vote for not more than 1							
NO CANDIDATE FILED	0		0	0	0	0	0
COMMITTEEMAN JOLIET PCT 009							
Vote for not more than 1							
NO CANDIDATE FILED	0		0	0	0	0	0
COMMITTEEMAN JOLIET PCT 010							
Vote for not more than 1							
Edward Ferry	169	100.00	11	16	138	4	0
COMMITTEEMAN JOLIET PCT 011							
Vote for not more than 1							
Kevin "Duffy" Blackburn.	132	100.00	3	18	110	1	0
COMMITTEEMAN JOLIET PCT 012							
Vote for not more than 1							
John J. Boza	116	100.00	3	18	95	0	0
COMMITTEEMAN JOLIET PCT 013							
Vote for not more than 1							
Shannon Nicole Tipton-Starks	111	100.00	5	15	90	1	0
COMMITTEEMAN JOLIET PCT 014							
Vote for not more than 1							
NO CANDIDATE FILED	0		0	0	0	0	0
COMMITTEEMAN JOLIET PCT 015							
Vote for not more than 1							
NO CANDIDATE FILED	0		0	0	0	0	0

PCT COMMITTEEMAN SUMMARY

WILL COUNTY, ILLINOIS
 GENERAL PRIMARY ELECTION
 MARCH 20, 2018
 DEMOCRATIC

OFFICIAL RESULTS

	TOTAL VOTES	%	VOTE BY MAIL	EARLY VOTING	ELECTION DAY	PROVISIONAL CITY/AURORA (
COMMITTEEMAN JOLIET PCT 016							
Vote for not more than 1							
Archie Gavin	209	100.00	10	25	173	1	0
COMMITTEEMAN JOLIET PCT 017							
Vote for not more than 1							
Tyler J. Marcum	221	100.00	5	30	185	1	0
COMMITTEEMAN JOLIET PCT 018							
Vote for not more than 1							
Joe Carlasare	133	53.63	10	14	108	1	0
Rosalba Verdin.	115	46.37	7	11	97	0	0
COMMITTEEMAN JOLIET PCT 019							
Vote for not more than 1							
Raymond Slattery	73	40.56	4	10	59	0	0
William B. McCue	34	18.89	0	4	28	2	0
Betty Lorch.	73	40.56	6	13	53	1	0
COMMITTEEMAN JOLIET PCT 020							
Vote for not more than 1							
NO CANDIDATE FILED	0		0	0	0	0	0
COMMITTEEMAN JOLIET PCT 021							
Vote for not more than 1							
James Maffeo	186	100.00	5	34	146	1	0
COMMITTEEMAN JOLIET PCT 022							
Vote for not more than 1							
Daniel M. Maher	176	100.00	11	26	133	6	0
COMMITTEEMAN JOLIET PCT 023							
Vote for not more than 1							
Drew D. Duzinkas.	142	100.00	12	34	95	1	0
COMMITTEEMAN JOLIET PCT 024							
Vote for not more than 1							
NO CANDIDATE FILED	0		0	0	0	0	0
COMMITTEEMAN JOLIET PCT 025							
Vote for not more than 1							
NO CANDIDATE FILED	0		0	0	0	0	0
COMMITTEEMAN JOLIET PCT 026							
Vote for not more than 1							
NO CANDIDATE FILED	0		0	0	0	0	0

	TOTAL VOTES	%	VOTE BY MAIL	EARLY VOTING	ELECTION DAY	PROVISIONAL	CITY/AURORA (
COMMITTEEMAN JOLIET PCT 027							
Vote for not more than 1							
NO CANDIDATE FILED	0		0	0	0	0	0
COMMITTEEMAN JOLIET PCT 028							
Vote for not more than 1							
NO CANDIDATE FILED	0		0	0	0	0	0
COMMITTEEMAN JOLIET PCT 029							
Vote for not more than 1							
Suzanna M. Ibarra.	159	100.00	6	27	124	2	0
COMMITTEEMAN JOLIET PCT 030							
Vote for not more than 1							
NO CANDIDATE FILED	0		0	0	0	0	0
COMMITTEEMAN JOLIET PCT 031							
Vote for not more than 1							
NO CANDIDATE FILED	0		0	0	0	0	0
COMMITTEEMAN JOLIET PCT 032							
Vote for not more than 1							
NO CANDIDATE FILED	0		0	0	0	0	0
COMMITTEEMAN JOLIET PCT 033							
Vote for not more than 1							
NO CANDIDATE FILED	0		0	0	0	0	0
COMMITTEEMAN JOLIET PCT 034							
Vote for not more than 1							
Denise Winfrey.	187	100.00	15	36	131	5	0
COMMITTEEMAN JOLIET PCT 035							
Vote for not more than 1							
NO CANDIDATE FILED	0		0	0	0	0	0
WRITE-IN.	25	100.00	1	5	19	0	0
COMMITTEEMAN JOLIET PCT 036							
Vote for not more than 1							
William Palmer.	169	100.00	14	29	122	4	0
COMMITTEEMAN JOLIET PCT 037							
Vote for not more than 1							
NO CANDIDATE FILED	0		0	0	0	0	0

PCT COMMITTEEMAN SUMMARY

WILL COUNTY, ILLINOIS
 GENERAL PRIMARY ELECTION
 MARCH 20, 2018
 DEMOCRATIC

OFFICIAL RESULTS

	TOTAL VOTES	%	VOTE BY MAIL	EARLY VOTING	ELECTION DAY	PROVISIONAL CITY/AURORA (
COMMITTEEMAN LOCKPORT PCT 001							
Vote for not more than 1							
NO CANDIDATE FILED	0		0	0	0	0	0
COMMITTEEMAN LOCKPORT PCT 002							
Vote for not more than 1							
NO CANDIDATE FILED	0		0	0	0	0	0
COMMITTEEMAN LOCKPORT PCT 003							
Vote for not more than 1							
NO CANDIDATE FILED	0		0	0	0	0	0
COMMITTEEMAN LOCKPORT PCT 004							
Vote for not more than 1							
Anthony Deliberto, II	132	100.00	12	19	101	0	0
COMMITTEEMAN LOCKPORT PCT 005							
Vote for not more than 1							
Ronald Alberico	141	100.00	11	18	110	2	0
COMMITTEEMAN LOCKPORT PCT 006							
Vote for not more than 1							
NO CANDIDATE FILED	0		0	0	0	0	0
COMMITTEEMAN LOCKPORT PCT 007							
Vote for not more than 1							
NO CANDIDATE FILED	0		0	0	0	0	0
COMMITTEEMAN LOCKPORT PCT 008							
Vote for not more than 1							
NO CANDIDATE FILED	0		0	0	0	0	0
COMMITTEEMAN LOCKPORT PCT 009							
Vote for not more than 1							
Kenneth Carl Griffin.	296	100.00	32	24	230	10	0
COMMITTEEMAN LOCKPORT PCT 010							
Vote for not more than 1							
NO CANDIDATE FILED	0		0	0	0	0	0
COMMITTEEMAN LOCKPORT PCT 011							
Vote for not more than 1							
NO CANDIDATE FILED	0		0	0	0	0	0

PCT COMMITTEEMAN SUMMARY

WILL COUNTY, ILLINOIS
 GENERAL PRIMARY ELECTION
 MARCH 20, 2018
 DEMOCRATIC

OFFICIAL RESULTS

	TOTAL VOTES	%	VOTE BY MAIL	EARLY VOTING	ELECTION DAY	PROVISIONAL CITY/AURORA (
COMMITTEEMAN LOCKPORT PCT 012							
Vote for not more than 1							
Barbara A. Boyce	150	100.00	4	10	131	5	0
COMMITTEEMAN LOCKPORT PCT 013							
Vote for not more than 1							
Denise Mushro-Rumchak	382	100.00	45	56	271	10	0
COMMITTEEMAN LOCKPORT PCT 014							
Vote for not more than 1							
Norbert Likar	125	100.00	6	6	112	1	0
COMMITTEEMAN LOCKPORT PCT 015							
Vote for not more than 1							
NO CANDIDATE FILED	0		0	0	0	0	0
COMMITTEEMAN LOCKPORT PCT 016							
Vote for not more than 1							
NO CANDIDATE FILED	0		0	0	0	0	0
COMMITTEEMAN LOCKPORT PCT 017							
Vote for not more than 1							
NO CANDIDATE FILED	0		0	0	0	0	0
COMMITTEEMAN LOCKPORT PCT 018							
Vote for not more than 1							
NO CANDIDATE FILED	0		0	0	0	0	0
COMMITTEEMAN LOCKPORT PCT 019							
Vote for not more than 1							
NO CANDIDATE FILED	0		0	0	0	0	0
COMMITTEEMAN LOCKPORT PCT 020							
Vote for not more than 1							
John Batusich	142	100.00	10	18	112	2	0
COMMITTEEMAN LOCKPORT PCT 021							
Vote for not more than 1							
Frank W. Rasmusson	156	100.00	6	13	134	3	0
COMMITTEEMAN LOCKPORT PCT 022							
Vote for not more than 1							
Raymond R. Soliman	151	100.00	10	20	119	2	0

PCT COMMITTEEMAN SUMMARY

WILL COUNTY, ILLINOIS
 GENERAL PRIMARY ELECTION
 MARCH 20, 2018
 DEMOCRATIC

OFFICIAL RESULTS

	TOTAL VOTES	%	VOTE BY MAIL	EARLY VOTING	ELECTION DAY	PROVISIONAL	CITY/AURORA (
COMMITTEEMAN LOCKPORT PCT 023							
Vote for not more than 1							
Mary Ann Williamson	122	100.00	3	12	105	2	0
COMMITTEEMAN LOCKPORT PCT 024							
Vote for not more than 1							
Danganetta Harris.	161	100.00	4	13	143	1	0
COMMITTEEMAN MANHATTAN PCT 001							
Vote for not more than 1							
NO CANDIDATE FILED	0		0	0	0	0	0
COMMITTEEMAN MANHATTAN PCT 002							
Vote for not more than 1							
NO CANDIDATE FILED	0		0	0	0	0	0
COMMITTEEMAN MANHATTAN PCT 003							
Vote for not more than 1							
NO CANDIDATE FILED	0		0	0	0	0	0
COMMITTEEMAN MANHATTAN PCT 004							
Vote for not more than 1							
Michael W. Jordan.	116	100.00	4	9	100	3	0
COMMITTEEMAN MONEE PCT 001							
Vote for not more than 1							
Calvin Lacefield	154	100.00	13	10	123	8	0
COMMITTEEMAN MONEE PCT 002							
Vote for not more than 1							
NO CANDIDATE FILED	0		0	0	0	0	0
COMMITTEEMAN MONEE PCT 003							
Vote for not more than 1							
Calvin C. Nash, Sr.	156	100.00	9	24	121	2	0
COMMITTEEMAN MONEE PCT 004							
Vote for not more than 1							
NO CANDIDATE FILED	0		0	0	0	0	0
COMMITTEEMAN MONEE PCT 005							
Vote for not more than 1							
Emmitt Rule.	214	100.00	2	4	203	5	0

PCT COMMITTEEMAN SUMMARY

WILL COUNTY, ILLINOIS
 GENERAL PRIMARY ELECTION
 MARCH 20, 2018
 DEMOCRATIC

OFFICIAL RESULTS

	TOTAL VOTES	%	VOTE BY MAIL	EARLY VOTING	ELECTION DAY	PROVISIONAL	CITY/AURORA (
COMMITTEEMAN MONEE PCT 006							
Vote for not more than 1							
Bobby R. Lathan, Sr..	78	44.83	9	2	64	3	0
Sonia Jenkins	96	55.17	1	1	94	0	0
COMMITTEEMAN MONEE PCT 007							
Vote for not more than 1							
Joe E. Lovelace	254	100.00	12	2	231	9	0
COMMITTEEMAN MONEE PCT 008							
Vote for not more than 1							
NO CANDIDATE FILED	0		0	0	0	0	0
COMMITTEEMAN NEW LENOX PCT 001							
Vote for not more than 1							
NO CANDIDATE FILED	0		0	0	0	0	0
COMMITTEEMAN NEW LENOX PCT 002							
Vote for not more than 1							
NO CANDIDATE FILED	0		0	0	0	0	0
COMMITTEEMAN NEW LENOX PCT 003							
Vote for not more than 1							
NO CANDIDATE FILED	0		0	0	0	0	0
COMMITTEEMAN NEW LENOX PCT 004							
Vote for not more than 1							
NO CANDIDATE FILED	0		0	0	0	0	0
COMMITTEEMAN NEW LENOX PCT 005							
Vote for not more than 1							
Scott Pyles.	133	100.00	5	12	116	0	0
COMMITTEEMAN NEW LENOX PCT 006							
Vote for not more than 1							
NO CANDIDATE FILED	0		0	0	0	0	0
COMMITTEEMAN NEW LENOX PCT 007							
Vote for not more than 1							
NO CANDIDATE FILED	0		0	0	0	0	0
COMMITTEEMAN NEW LENOX PCT 008							
Vote for not more than 1							
NO CANDIDATE FILED	0		0	0	0	0	0

PCT COMMITTEEMAN SUMMARY

WILL COUNTY, ILLINOIS
 GENERAL PRIMARY ELECTION
 MARCH 20, 2018
 DEMOCRATIC

OFFICIAL RESULTS

	TOTAL VOTES	%	VOTE BY MAIL	EARLY VOTING	ELECTION DAY	PROVISIONAL CITY/AURORA (
COMMITTEEMAN NEW LENOX PCT 009							
Vote for not more than 1							
NO CANDIDATE FILED	0		0	0	0	0	0
COMMITTEEMAN NEW LENOX PCT 010							
Vote for not more than 1							
NO CANDIDATE FILED	0		0	0	0	0	0
COMMITTEEMAN NEW LENOX PCT 011							
Vote for not more than 1							
Nora Gruenberg.	96	55.49	1	15	79	1	0
Gary S. Mueller	77	44.51	2	15	60	0	0
COMMITTEEMAN NEW LENOX PCT 012							
Vote for not more than 1							
NO CANDIDATE FILED	0		0	0	0	0	0
COMMITTEEMAN NEW LENOX PCT 013							
Vote for not more than 1							
NO CANDIDATE FILED	0		0	0	0	0	0
COMMITTEEMAN NEW LENOX PCT 014							
Vote for not more than 1							
Larry Gilman	194	100.00	5	23	161	5	0
COMMITTEEMAN NEW LENOX PCT 015							
Vote for not more than 1							
NO CANDIDATE FILED	0		0	0	0	0	0
COMMITTEEMAN NEW LENOX PCT 016							
Vote for not more than 1							
Annette Vogt	187	100.00	9	31	145	2	0
COMMITTEEMAN NEW LENOX PCT 017							
Vote for not more than 1							
NO CANDIDATE FILED	0		0	0	0	0	0
COMMITTEEMAN NEW LENOX PCT 018							
Vote for not more than 1							
Anne Kasa	114	100.00	2	13	97	2	0
COMMITTEEMAN NEW LENOX PCT 019							
Vote for not more than 1							
NO CANDIDATE FILED	0		0	0	0	0	0

	TOTAL VOTES	%	VOTE BY MAIL	EARLY VOTING	ELECTION DAY	PROVISIONAL	CITY/AURORA (
COMMITTEEMAN NEW LENOX PCT 020							
Vote for not more than 1							
NO CANDIDATE FILED	0		0	0	0	0	0
COMMITTEEMAN PEOTONE PCT 001							
Vote for not more than 1							
NO CANDIDATE FILED	0		0	0	0	0	0
COMMITTEEMAN PEOTONE PCT 002							
Vote for not more than 1							
NO CANDIDATE FILED	0		0	0	0	0	0
COMMITTEEMAN PLAINFIELD PCT 001							
Vote for not more than 1							
NO CANDIDATE FILED	0		0	0	0	0	0
COMMITTEEMAN PLAINFIELD PCT 002							
Vote for not more than 1							
NO CANDIDATE FILED	0		0	0	0	0	0
COMMITTEEMAN PLAINFIELD PCT 003							
Vote for not more than 1							
NO CANDIDATE FILED	0		0	0	0	0	0
COMMITTEEMAN PLAINFIELD PCT 004							
Vote for not more than 1							
NO CANDIDATE FILED	0		0	0	0	0	0
COMMITTEEMAN PLAINFIELD PCT 005							
Vote for not more than 1							
NO CANDIDATE FILED	0		0	0	0	0	0
COMMITTEEMAN PLAINFIELD PCT 006							
Vote for not more than 1							
NO CANDIDATE FILED	0		0	0	0	0	0
COMMITTEEMAN PLAINFIELD PCT 007							
Vote for not more than 1							
NO CANDIDATE FILED	0		0	0	0	0	0
COMMITTEEMAN PLAINFIELD PCT 008							
Vote for not more than 1							
NO CANDIDATE FILED	0		0	0	0	0	0

	TOTAL VOTES	%	VOTE BY MAIL	EARLY VOTING	ELECTION DAY	PROVISIONAL	CITY/AURORA (
COMMITTEEMAN PLAINFIELD PCT 009							
Vote for not more than 1							
NO CANDIDATE FILED	0		0	0	0	0	0
COMMITTEEMAN PLAINFIELD PCT 010							
Vote for not more than 1							
Rebecca Hosford	107	100.00	3	13	89	2	0
COMMITTEEMAN PLAINFIELD PCT 011							
Vote for not more than 1							
NO CANDIDATE FILED	0		0	0	0	0	0
COMMITTEEMAN PLAINFIELD PCT 012							
Vote for not more than 1							
September Skeen	170	100.00	4	9	154	3	0
COMMITTEEMAN PLAINFIELD PCT 013							
Vote for not more than 1							
Curtis Anderson	185	100.00	7	31	145	2	0
COMMITTEEMAN PLAINFIELD PCT 014							
Vote for not more than 1							
Michael "Mike" Keniley	142	100.00	6	21	114	1	0
COMMITTEEMAN PLAINFIELD PCT 015							
Vote for not more than 1							
Terry Jones.	137	100.00	9	16	112	0	0
COMMITTEEMAN PLAINFIELD PCT 016							
Vote for not more than 1							
NO CANDIDATE FILED	0		0	0	0	0	0
COMMITTEEMAN PLAINFIELD PCT 017							
Vote for not more than 1							
Gerald (Jerry) Weller, Jr..	122	100.00	10	3	107	2	0
COMMITTEEMAN PLAINFIELD PCT 018							
Vote for not more than 1							
NO CANDIDATE FILED	0		0	0	0	0	0
COMMITTEEMAN PLAINFIELD PCT 019							
Vote for not more than 1							
John J. Zepeda.	110	100.00	4	10	96	0	0

PCT COMMITTEEMAN SUMMARY

WILL COUNTY, ILLINOIS
 GENERAL PRIMARY ELECTION
 MARCH 20, 2018
 DEMOCRATIC

OFFICIAL RESULTS

	TOTAL VOTES	%	VOTE BY MAIL	EARLY VOTING	ELECTION DAY	PROVISIONAL	CITY/AURORA (
COMMITTEEMAN PLAINFIELD PCT 020							
Vote for not more than 1							
Kevin M. Clancy	138	100.00	16	16	101	5	0
COMMITTEEMAN PLAINFIELD PCT 021							
Vote for not more than 1							
NO CANDIDATE FILED	0		0	0	0	0	0
COMMITTEEMAN PLAINFIELD PCT 022							
Vote for not more than 1							
Mark Ferry	135	70.68	8	13	113	1	0
Stanley Paulauskas	56	29.32	8	4	44	0	0
COMMITTEEMAN PLAINFIELD PCT 023							
Vote for not more than 1							
NO CANDIDATE FILED	0		0	0	0	0	0
COMMITTEEMAN PLAINFIELD PCT 024							
Vote for not more than 1							
Juanita Bice	140	100.00	4	15	116	5	0
COMMITTEEMAN PLAINFIELD PCT 025							
Vote for not more than 1							
NO CANDIDATE FILED	0		0	0	0	0	0
COMMITTEEMAN PLAINFIELD PCT 026							
Vote for not more than 1							
NO CANDIDATE FILED	0		0	0	0	0	0
COMMITTEEMAN PLAINFIELD PCT 027							
Vote for not more than 1							
NO CANDIDATE FILED	0		0	0	0	0	0
COMMITTEEMAN PLAINFIELD PCT 028							
Vote for not more than 1							
NO CANDIDATE FILED	0		0	0	0	0	0
COMMITTEEMAN PLAINFIELD PCT 029							
Vote for not more than 1							
NO CANDIDATE FILED	0		0	0	0	0	0
COMMITTEEMAN PLAINFIELD PCT 030							
Vote for not more than 1							
Bill Thoman.	127	100.00	2	7	115	3	0

PCT COMMITTEEMAN SUMMARY

WILL COUNTY, ILLINOIS
GENERAL PRIMARY ELECTION
MARCH 20, 2018
DEMOCRATIC

OFFICIAL RESULTS

	TOTAL VOTES	%	VOTE BY MAIL	EARLY VOTING	ELECTION DAY	PROVISIONAL	CITY/AURORA (
COMMITTEEMAN PLAINFIELD PCT 031							
Vote for not more than 1							
Amy S. Chavez	127	100.00	7	12	105	3	0
COMMITTEEMAN PLAINFIELD PCT 032							
Vote for not more than 1							
Charles B. Pelkie, Jr.	116	100.00	3	13	98	2	0
COMMITTEEMAN PLAINFIELD PCT 033							
Vote for not more than 1							
Alan LaVeille	145	100.00	13	19	110	3	0
COMMITTEEMAN PLAINFIELD PCT 034							
Vote for not more than 1							
Jill Doyle	123	100.00	2	11	110	0	0
COMMITTEEMAN PLAINFIELD PCT 035							
Vote for not more than 1							
NO CANDIDATE FILED	0		0	0	0	0	0
COMMITTEEMAN REED PCT 001							
Vote for not more than 1							
NO CANDIDATE FILED	0		0	0	0	0	0
COMMITTEEMAN REED PCT 002							
Vote for not more than 1							
NO CANDIDATE FILED	0		0	0	0	0	0
COMMITTEEMAN REED PCT 003							
Vote for not more than 1							
NO CANDIDATE FILED	0		0	0	0	0	0
COMMITTEEMAN TROY PCT 001							
Vote for not more than 1							
NO CANDIDATE FILED	0		0	0	0	0	0
COMMITTEEMAN TROY PCT 002							
Vote for not more than 1							
Michelle M. Stiff.	144	100.00	13	23	101	7	0
COMMITTEEMAN TROY PCT 003							
Vote for not more than 1							
NO CANDIDATE FILED	0		0	0	0	0	0

PCT COMMITTEEMAN SUMMARY

WILL COUNTY, ILLINOIS
 GENERAL PRIMARY ELECTION
 MARCH 20, 2018
 DEMOCRATIC

OFFICIAL RESULTS

	TOTAL VOTES	%	VOTE BY MAIL	EARLY VOTING	ELECTION DAY	PROVISIONAL	CITY/AURORA (
COMMITTEEMAN TROY PCT 004							
Vote for not more than 1							
NO CANDIDATE FILED	0		0	0	0	0	0
COMMITTEEMAN TROY PCT 005							
Vote for not more than 1							
NO CANDIDATE FILED	0		0	0	0	0	0
COMMITTEEMAN TROY PCT 006							
Vote for not more than 1							
NO CANDIDATE FILED	0		0	0	0	0	0
COMMITTEEMAN TROY PCT 007							
Vote for not more than 1							
NO CANDIDATE FILED	0		0	0	0	0	0
COMMITTEEMAN TROY PCT 008							
Vote for not more than 1							
Thomas J. Earls	217	100.00	8	47	158	4	0
COMMITTEEMAN TROY PCT 009							
Vote for not more than 1							
Helen L. Gibson	147	100.00	8	18	119	2	0
COMMITTEEMAN TROY PCT 010							
Vote for not more than 1							
NO CANDIDATE FILED	0		0	0	0	0	0
COMMITTEEMAN TROY PCT 011							
Vote for not more than 1							
Shawn Marie Stachelski	189	100.00	23	27	137	2	0
COMMITTEEMAN TROY PCT 012							
Vote for not more than 1							
NO CANDIDATE FILED	0		0	0	0	0	0
COMMITTEEMAN TROY PCT 013							
Vote for not more than 1							
Regina Orasco	290	100.00	25	52	205	8	0
COMMITTEEMAN TROY PCT 014							
Vote for not more than 1							
NO CANDIDATE FILED	0		0	0	0	0	0

PCT COMMITTEEMAN SUMMARY

WILL COUNTY, ILLINOIS
 GENERAL PRIMARY ELECTION
 MARCH 20, 2018
 DEMOCRATIC

OFFICIAL RESULTS

	TOTAL VOTES	%	VOTE BY MAIL	EARLY VOTING	ELECTION DAY	PROVISIONAL CITY/AURORA (
COMMITTEEMAN TROY PCT 015							
Vote for not more than 1							
Jeffrey M. Boetto.	140	100.00	13	14	111	2	0
COMMITTEEMAN TROY PCT 016							
Vote for not more than 1							
NO CANDIDATE FILED	0		0	0	0	0	0
COMMITTEEMAN TROY PCT 017							
Vote for not more than 1							
Jacqueline Elizabeth O'Hara	159	100.00	3	31	124	1	0
COMMITTEEMAN TROY PCT 018							
Vote for not more than 1							
NO CANDIDATE FILED	0		0	0	0	0	0
COMMITTEEMAN TROY PCT 019							
Vote for not more than 1							
Michael Clark	164	100.00	5	29	128	2	0
COMMITTEEMAN TROY PCT 020							
Vote for not more than 1							
NO CANDIDATE FILED	0		0	0	0	0	0
COMMITTEEMAN TROY PCT 021							
Vote for not more than 1							
NO CANDIDATE FILED	0		0	0	0	0	0
COMMITTEEMAN TROY PCT 022							
Vote for not more than 1							
NO CANDIDATE FILED	0		0	0	0	0	0
COMMITTEEMAN WASHINGTON PCT 001							
Vote for not more than 1							
Wendie L. Garlich.	118	100.00	15	0	102	1	0
COMMITTEEMAN WASHINGTON PCT 002							
Vote for not more than 1							
Bridget McDermott.	104	100.00	1	1	101	1	0
COMMITTEEMAN WASHINGTON PCT 003							
Vote for not more than 1							
Bob Howard	78	100.00	3	3	71	1	0

PCT COMMITTEEMAN SUMMARY

WILL COUNTY, ILLINOIS
 GENERAL PRIMARY ELECTION
 MARCH 20, 2018
 DEMOCRATIC

OFFICIAL RESULTS

	TOTAL VOTES	%	VOTE BY MAIL	EARLY VOTING	ELECTION DAY	PROVISIONAL	CITY/AURORA (
COMMITTEEMAN WESLEY PCT 001							
Vote for not more than 1							
Kathleen A. Kennedy	103	100.00	6	6	88	3	0
COMMITTEEMAN WHEATLAND PCT 001							
Vote for not more than 1							
NO CANDIDATE FILED	0		0	0	0	0	0
COMMITTEEMAN WHEATLAND PCT 002							
Vote for not more than 1							
Cynthia V. Mundell	282	100.00	20	86	171	5	0
COMMITTEEMAN WHEATLAND PCT 003							
Vote for not more than 1							
Brian D. Saucier	105	100.00	6	23	76	0	0
COMMITTEEMAN WHEATLAND PCT 004							
Vote for not more than 1							
Kerry Myers.	194	100.00	13	23	156	2	0
COMMITTEEMAN WHEATLAND PCT 005							
Vote for not more than 1							
NO CANDIDATE FILED	0		0	0	0	0	0
COMMITTEEMAN WHEATLAND PCT 006							
Vote for not more than 1							
NO CANDIDATE FILED	0		0	0	0	0	0
COMMITTEEMAN WHEATLAND PCT 007							
Vote for not more than 1							
NO CANDIDATE FILED	0		0	0	0	0	0
COMMITTEEMAN WHEATLAND PCT 008							
Vote for not more than 1							
NO CANDIDATE FILED	0		0	0	0	0	0
COMMITTEEMAN WHEATLAND PCT 009							
Vote for not more than 1							
James Kopchok	204	100.00	3	27	168	6	0
COMMITTEEMAN WHEATLAND PCT 010							
Vote for not more than 1							
Hale Landes.	139	100.00	7	22	104	6	0

	TOTAL VOTES	%	VOTE BY MAIL	EARLY VOTING	ELECTION DAY	PROVISIONAL CITY/AURORA (
COMMITTEEMAN WHEATLAND PCT 011							
Vote for not more than 1							
NO CANDIDATE FILED	0		0	0	0	0	0
COMMITTEEMAN WHEATLAND PCT 012							
Vote for not more than 1							
NO CANDIDATE FILED	0		0	0	0	0	0
COMMITTEEMAN WHEATLAND PCT 013							
Vote for not more than 1							
NO CANDIDATE FILED	0		0	0	0	0	0
COMMITTEEMAN WHEATLAND PCT 014							
Vote for not more than 1							
NO CANDIDATE FILED	0		0	0	0	0	0
COMMITTEEMAN WHEATLAND PCT 015							
Vote for not more than 1							
Robert G. Saville.	111	100.00	2	20	88	1	0
COMMITTEEMAN WHEATLAND PCT 016							
Vote for not more than 1							
NO CANDIDATE FILED	0		0	0	0	0	0
COMMITTEEMAN WHEATLAND PCT 017							
Vote for not more than 1							
Richard Wawronowicz	156	100.00	7	24	122	3	0
COMMITTEEMAN WHEATLAND PCT 018							
Vote for not more than 1							
NO CANDIDATE FILED	0		0	0	0	0	0
COMMITTEEMAN WHEATLAND PCT 019							
Vote for not more than 1							
Nick Palmer.	178	100.00	6	30	138	4	0
COMMITTEEMAN WHEATLAND PCT 020							
Vote for not more than 1							
NO CANDIDATE FILED	0		0	0	0	0	0
COMMITTEEMAN WHEATLAND PCT 021							
Vote for not more than 1							
Marc Poulos.	146	100.00	1	23	115	7	0

PCT COMMITTEEMAN SUMMARY

WILL COUNTY, ILLINOIS
 GENERAL PRIMARY ELECTION
 MARCH 20, 2018
 DEMOCRATIC

OFFICIAL RESULTS

	TOTAL VOTES	%	VOTE BY MAIL	EARLY VOTING	ELECTION DAY	PROVISIONAL CITY/AURORA (
COMMITTEEMAN WHEATLAND PCT 022							
Vote for not more than 1							
Joseph Giamanco	149	100.00	4	12	129	4	0
COMMITTEEMAN WHEATLAND PCT 023							
Vote for not more than 1							
NO CANDIDATE FILED	0		0	0	0	0	0
COMMITTEEMAN WHEATLAND PCT 024							
Vote for not more than 1							
NO CANDIDATE FILED	0		0	0	0	0	0
COMMITTEEMAN WHEATLAND PCT 025							
Vote for not more than 1							
Mazyar M. Hedayat.	161	100.00	1	14	146	0	0
COMMITTEEMAN WHEATLAND PCT 026							
Vote for not more than 1							
Dan Huspek	156	100.00	6	24	123	3	0
COMMITTEEMAN WHEATLAND PCT 027							
Vote for not more than 1							
Irfan Ahmad.	212	100.00	8	32	170	2	0
COMMITTEEMAN WHEATLAND PCT 028							
Vote for not more than 1							
NO CANDIDATE FILED	0		0	0	0	0	0
COMMITTEEMAN WHEATLAND PCT 029							
Vote for not more than 1							
David A. Pijan.	185	100.00	7	21	147	10	0
COMMITTEEMAN WHEATLAND PCT 030							
Vote for not more than 1							
Jason K. Rausch	124	100.00	6	18	99	1	0
COMMITTEEMAN WILL PCT 001							
Vote for not more than 1							
NO CANDIDATE FILED	0		0	0	0	0	0
COMMITTEEMAN WILMINGTON PCT 001							
Vote for not more than 1							
NO CANDIDATE FILED	0		0	0	0	0	0

PCT COMMITTEEMAN SUMMARY

WILL COUNTY, ILLINOIS
GENERAL PRIMARY ELECTION
MARCH 20, 2018
DEMOCRATIC

OFFICIAL RESULTS

REPORT-EL45A PAGE 028

	TOTAL VOTES	%	VOTE BY MAIL	EARLY VOTING	ELECTION DAY	PROVISIONAL CITY/AURORA (
COMMITTEEMAN WILMINGTON PCT 002								
Vote for not more than 1								
Susan Kiper	84	100.00	6	8	70	0	0	
COMMITTEEMAN WILMINGTON PCT 003								
Vote for not more than 1								
Sarah M. Horton	95	100.00	6	6	83	0	0	
COMMITTEEMAN WILTON PCT 001								
Vote for not more than 1								
NO CANDIDATE FILED	0		0	0	0	0	0	



Nancy Schultz Voots

W I L L C O U N T Y C L E R K

Will County Clerk's Office • 302 N. Chicago Street • Joliet, Illinois 60432
815 • 740 • 4615 • Fax: 815 • 740 • 4699
Website: www.thewillcountyclerk.com • E-mail: coclrk@willcountyillinois.com

Tie Breaker Lottery

March 20, 2018 General Primary Election
April 6, 2018 – 9:00 a.m.

Position: Precinct Committeeman
Precinct: Joliet 19
Party: Democrat

Winning Candidate for Precinct Committeeman, Joliet 19 Democrat




RAYMOND SLATTERY



BETTY LORCH

Nancy Schultz Voots
County Clerk of Will County



DEMOCRATIC PARTY

**WRITE-IN
VOTES**



Nancy Schultz Voots

W I L L C O U N T Y C L E R K

**Official Write-In Results
March 20, 2018 General Primary Election**

Summary Totals

<u>Name</u>	<u>Office</u>	<u>Total Votes</u>
Mateusz 'Mat' Tomkowiak	Democratic State Central Committeeman - 3rd Cong. Dist.	74
Christine Drumm	Republican Precinct Committeeman, Channahon Pct. 005	9
Doug Anderson	Republican Precinct Committeeman, DuPage Pct. 002	12
Bill Eagan	Republican Precinct Committeeman, DuPage Pct. 007	20
Carl Maxwell	Democratic Precinct Committeeman, DuPage Pct. 032	2
Sandra L. Wirth	Democratic Precinct Committeeman, DuPage Pct. 033	5
George Offord	Republican Precinct Committeeman, Homer Pct. 015	8
Jennifer Jobe-Gavin	Democratic Precinct Committeeman, Joliet Pct. 035	2
Traci Kozlowski	Republican Precinct Committeeman, Lockport Pct. 014	5
George Pearson	Republican Precinct Committeeman, Monee Pct. 008	2
Dennis McPartlin	Republican Precinct Committeeman, New Lenox, Pct. 009	24
Arnold Forrest	Republican Precinct Committeeman, Troy Pct. 003	10
Dorothy (Dottie) MacQueen	Republican Precinct Committeeman, Troy Pct. 006	12
Kimberly Anderson	Republican Precinct Committeeman, Troy Pct. 007	1
Jerry Nudera	Republican Precinct Committeeman, Troy Pct. 013	10
Jean Kuhn	Republican Precinct Committeeman, Wheatland Pct. 020	18



Nancy Schultz Voots

W I L L C O U N T Y C L E R K

**Official Write-In Results
March 20, 2018 General Primary Election**

**Mateusz 'Mat' Tomkowiak
Democratic State Central Committeeman - Third Congressional District**

<u>Precincts</u>	<u>Election Night</u>	<u>Vote by Mail</u>	<u>Early Voting</u>	<u>Provisional</u>	<u>TOTAL VOTES</u>
DuPage Pct. 032	0	0	0	0	0
DuPage Pct. 033	0	0	0	1	1
DuPage Pct. 035	1	0	0	0	1
DuPage Pct. 036	0	1	0	0	1
DuPage Pct. 037	4	0	0	0	4
Homer Pct. 001	1	0	0	0	1
Homer Pct. 002	0	0	0	0	0
Homer Pct. 003	0	1	0	0	1
Homer Pct. 004	0	0	0	0	0
Homer Pct. 005	2	1	0	0	3
Homer Pct. 006	1	0	0	0	1
Homer Pct. 007	2	0	3	0	5
Homer Pct. 008	0	0	0	0	0
Homer Pct. 009	0	0	0	0	0
Homer Pct. 010	0	0	1	0	1
Homer Pct. 011	19	0	2	0	21
Homer Pct. 012	0	2	0	0	2
Homer Pct. 013	3	2	0	0	5



Nancy Schultz Voots

W I L L C O U N T Y C L E R K

Homer Pct. 014	0	0	1	0	1				
Homer Pct. 015	2	0	0	0	2				
Homer Pct. 016	0	0	0	0	0				
Homer Pct. 017	3	3	0	0	6				
Homer Pct. 018	3	0	0	0	3				
Joliet Pct. 001	0	0	0	0	0				
Joliet Pct. 002	0	0	0	0	0				
Joliet Pct. 003	0	0	0	0	0				
Lockport Pct. 002	0	1	0	0	1				
Lockport Pct. 003	1	0	0	1	2				
Lockport Pct. 004	0	0	0	0	0				
Lockport Pct. 005	2	0	0	1	3				
Lockport Pct. 010	1	0	0	0	1				
Lockport Pct. 011	1	0	0	0	1				
Lockport Pct. 012	0	0	0	0	0				
Lockport Pct. 015	0	0	0	0	0				
Lockport Pct. 016	1	0	0	0	1				
Lockport Pct. 017	0	0	3	0	3				
Lockport Pct. 018	2	1	0	0	3				
Lockport Pct. 019	0	0	0	0	0				
Lockport Pct. 020	0	0	0	0	0				
Lockport Pct. 021	0	0	0	0	0				
Lockport Pct. 022	0	0	0	0	0				
Lockport Pct. 023	0	0	0	0	0				
Lockport Pct. 024	0	0	0	0	0				
EN:	49	V/M	12	EV	10	PR	3	GT:	74



Nancy Schultz Voots

W I L L C O U N T Y C L E R K

**Official Write-In Results
March 20, 2018 General Primary Election
DEMOCRATIC PRECINCT COMMITTEEMEN**

DuPage Pct. 0032 (Democrat)

<u>Candidate</u>	<u>Election Night</u>	<u>Vote by Mail</u>	<u>Early Voting</u>	<u>Provisional</u>	<u>TOTAL VOTES</u>
Carl Maxwell	2	0	0	0	2

DuPage Pct. 033 (Democrat)

<u>Candidate</u>	<u>Election Night</u>	<u>Vote by Mail</u>	<u>Early Voting</u>	<u>Provisional</u>	<u>TOTAL VOTES</u>
Sandra L. Wirth	0	2	3	0	5

Joliet Pct. 035 (Democrat)

<u>Candidate</u>	<u>Election Night</u>	<u>Vote by Mail</u>	<u>Early Voting</u>	<u>Provisional</u>	<u>TOTAL VOTES</u>
Jennifer Jobe-Gavin	2	0	0	0	2

The background features a stylized American flag. The top half is dark blue with light blue stars. The bottom half is divided diagonally into red and white stripes. In the center, a light blue map of Illinois is overlaid, with several light blue stars scattered across it.

MISCELLANEOUS REFERENDA

JURISDICTIONAL CANVASS

RUN DATE:04/10/18 02:07 PM

Village of Orland Park
GENERAL PRIMARY ELECTION
MARCH 20, 2018

REPORT-EL86 PAGE 001

WITH 1 OF 1 PRECINCTS REPORTING

01 = BALLOTS CAST
VILLAGE OF ORLAND PARK - PROHIBIT GAMING
Vote for not more than 1
02 = YES
03 = NO

VOTES PERCENT
60
32 59.26
22 40.74

VILLAGE OF ORLAND PARK - APPROVE GAMING
Vote for not more than 1
04 = YES
05 = NO

VOTES PERCENT
19 36.54
33 63.46

0058 FRANKFORT PCT 002

01	02	03	04	05
60	32	22	19	33

This political subdivision has been canvassed by the election authority in which their principal office is located.

WITH 24 OF 24 PRECINCTS REPORTING

VOTES	PERCENT		VOTES	PERCENT
1,368		WHEATLAND TOWNSHIP REFERENDUM (UNINC)		
		Vote for not more than 1		
		02 = YES	1,096	82.28
		03 = NO	236	17.72


01 = BALLOTS CAST

	01	02	03
0266 WHEATLAND PCT 001	109	72	32
0267 WHEATLAND PCT 002	18	9	5
0268 WHEATLAND PCT 003	2	1	1
0270 WHEATLAND PCT 005	48	37	9
0271 WHEATLAND PCT 006	227	198	24
0272 WHEATLAND PCT 007	33	27	5
0273 WHEATLAND PCT 008	1	0	1
0274 WHEATLAND PCT 009	62	52	9
0275 WHEATLAND PCT 010	56	52	3
0276 WHEATLAND PCT 011	25	19	5
0278 WHEATLAND PCT 013	195	159	33
0279 WHEATLAND PCT 014	3	3	0
0281 WHEATLAND PCT 016	306	255	45
0282 WHEATLAND PCT 017	1	1	0
0283 WHEATLAND PCT 018	19	15	3
0285 WHEATLAND PCT 020	2	2	0
0286 WHEATLAND PCT 021	0	0	0
0287 WHEATLAND PCT 022	1	1	0
0288 WHEATLAND PCT 023	0	0	0
0291 WHEATLAND PCT 026	163	125	35
0292 WHEATLAND PCT 027	3	3	0
0293 WHEATLAND PCT 028	94	65	26
0294 WHEATLAND PCT 029	0	0	0
0295 WHEATLAND PCT 030	0	0	0

I, the undersigned do hereby certify that on April 10, 2018, I canvassed the returns of an election held on March 20, 2018 for UNINCORPORATED WHEATLAND TOWNSHIP and I proclaim that a total of 1,368 voters requested and received ballots and I do further certify that the following Question of Public Policy did receive the number of votes herein recorded and has **PASSED**.

Shall Wheatland Township be authorized to contract, administer or license a refuse collection, disposal and recycling program on behalf of the residents of the unincorporated areas of the Township, pursuant to Section 85- 1 3(f) and Article 210 of the Township Code?

I further certify that the above is a true and complete Abstract of Votes and was prepared in my presence on April 10, 2018.


 Nancy Schultz Yoots, County Clerk
 The County of Will, Illinois

WITH 1 OF 1 PRECINCTS REPORTING

VOTES PERCENT

VOTES PERCENT

WILTON TOWNSHIP REFERENDUM

01 = BALLOTS CAST

286

Vote for not more than 1

02 = YES

113 40.07

03 = NO

169 59.93

01	02	03
286	113	169

0300 WILTON PCT 001


I, the undersigned do hereby certify that on April 10, 2018, I canvassed the returns of an election held on March 20, 2018 for WILTON TOWNSHIP and I proclaim that a total of 286 voters requested and received ballots and I do further certify that the following Question of Public Policy did receive the number of votes herein recorded and has **FAILED**.

Shall the Wilton Township Road District, Will County, Illinois, be authorized to levy a new tax for the purposes of constructing or repairing bridges, culverts, drainage structures or grade separations, including approaches thereto, and have an additional tax of 0.25% of the equalized assessed value of the taxable property therein extended for such purposes?

(1) The approximate amount of taxes extendable at the most recently extended limiting rate is \$132,009.85 and the approximate amount of taxes extendable if the proposition is approved is \$201,989.62.

(2) For the 2018 levy year the approximate amount of the additional tax extendable against property containing a single family residence and having a fair market value at the time of the referendum of \$100,000 is estimated to be \$83.33.

I further certify that the above is a true and complete Abstract of Votes and was prepared in my presence on April 10, 2018.



Nancy Schultz Vots, County Clerk
The County of Will, Illinois

Frankfort Park
GENERAL PRIMARY ELECTION
MARCH 20, 2018

WITH 13 OF 13 PRECINCTS REPORTING

VOTES PERCENT

VOTES PERCENT

01 = BALLOTS CAST

3,163

FRANKFORT PARK DISTRICT REFERENDUM

Vote for not more than 1

02 = YES

03 = NO

2,010 68.58
921 31.42


01 02 03

0067 FRANKFORT PCT 011	374	238	115
0072 FRANKFORT PCT 016	48	29	12
0074 FRANKFORT PCT 018	331	215	86
0077 FRANKFORT PCT 021	362	215	117
0078 FRANKFORT PCT 022	426	280	116
0079 FRANKFORT PCT 023	334	234	81
0080 FRANKFORT PCT 024	75	52	18
0081 FRANKFORT PCT 025	396	270	91
0082 FRANKFORT PCT 026	321	192	99
0083 FRANKFORT PCT 027	269	149	104
0084 FRANKFORT PCT 028	195	119	68
0085 GREEN GARDEN PCT 001	27	15	11
0172 MONEE PCT 001	5	2	3

I, the undersigned do hereby certify that on April 10, 2018, I canvassed the returns of an election held on March 20, 2018 for FRANKFORT PARK DISTRICT and I proclaim that a total of 3,163 voters requested and received ballots and I do further certify that the following Question of Public Policy did receive the number of votes herein recorded and has **PASSED**.

Shall the Frankfort Park District sell the following described real estate: that property identified as Permanent Index Number 19-09-29-400-013-0000 and commonly known as 10840 Laraway Road, Frankfort, IL?

I further certify that the above is a true and complete Abstract of Votes and was prepared in my presence on April 10, 2018.


Nancy Schultz Voots, County Clerk
The County of Will, Illinois

WITH 12 OF 12 PRECINCTS REPORTING

VOTES PERCENT

VOTES PERCENT

FRANKFORT SQUARE PARK DISTRICT REFERENDUM

01 = BALLOTS CAST

2,978

Vote for not more than 1

02 = YES

1,572 55.06

03 = NO


1,283 44.94

	01	02	03
0059 FRANKFORT PCT 003	269	121	142
0060 FRANKFORT PCT 004	0	0	0
0064 FRANKFORT PCT 008	77	36	38
0065 FRANKFORT PCT 009	347	157	178
0066 FRANKFORT PCT 010	350	176	155
0070 FRANKFORT PCT 014	338	197	128
0071 FRANKFORT PCT 015	341	188	141
0072 FRANKFORT PCT 016	353	192	143
0075 FRANKFORT PCT 019	322	180	131
0076 FRANKFORT PCT 020	363	213	139
0078 FRANKFORT PCT 022	0	0	0
0080 FRANKFORT PCT 024	218	112	88

I, the undersigned do hereby certify that on April 10, 2018, I canvassed the returns of an election held on March 20, 2018 for FRANKFORT SQUARE PARK DISTRICT and I proclaim that a total of 3,190 voters requested and received ballots and I do further certify that the following Question of Public Policy did receive the number of votes herein recorded and has **PASSED**.

Shall the Frankfort Square Park District, Will and Cook Counties, Illinois, purchase and improve land for new parks, improve existing parks and facilities of said Park District and issue its bonds to the amount of \$1,500,000 for the purpose of paying the costs thereof?

I further certify that the above is a true and complete Abstract of Votes and was prepared in my presence on April 10, 2018.



Nancy Schultz Voots, County Clerk
The County of Will, Illinois

Frankfort Square Park District, Issue Bonds

		Registered	Ballots Cast	Turnout (%)	YES	NO							
9000001	All Tally Types	3	1	33.33	1								
9000007	All Tally Types	505	211	41.78	138	62							
Contest Total		508	212	41.73	139	62							

WITH 35 OF 35 PRECINCTS REPORTING

VOTES PERCENT

VOTES PERCENT

01 = BALLOTS CAST

10,771 WHITE OAK LIBRARY REFERENDUM
 Vote for not more than 1
 02 = YES
 03 = NO

4,646 46.21
 5,409 53.79


	01	02	03
0042 DU PAGE PCT 024	1	1	0
0050 DU PAGE PCT 032	340	186	140
0051 DU PAGE PCT 033	250	123	104
0052 DU PAGE PCT 034	378	181	159
0053 DU PAGE PCT 035	144	70	71
0054 DU PAGE PCT 036	396	192	185
0055 DU PAGE PCT 037	297	163	121
0107 JOLIET PCT 001	136	61	63
0108 JOLIET PCT 002	5	3	2
0144 LOCKPORT PCT 001	738	324	363
0145 LOCKPORT PCT 002	349	144	178
0146 LOCKPORT PCT 003	295	127	151
0147 LOCKPORT PCT 004	229	102	109
0148 LOCKPORT PCT 005	351	108	227
0149 LOCKPORT PCT 006	266	117	122
0150 LOCKPORT PCT 007	291	126	142
0151 LOCKPORT PCT 008	252	113	110
0152 LOCKPORT PCT 009	575	269	266
0153 LOCKPORT PCT 010	349	134	196
0154 LOCKPORT PCT 011	355	160	177
0155 LOCKPORT PCT 012	318	108	193
0156 LOCKPORT PCT 013	772	341	386
0157 LOCKPORT PCT 014	281	103	160
0158 LOCKPORT PCT 015	253	128	103
0159 LOCKPORT PCT 016	376	182	180
0160 LOCKPORT PCT 017	463	202	240
0161 LOCKPORT PCT 018	316	117	188
0162 LOCKPORT PCT 019	433	155	236
0163 LOCKPORT PCT 020	298	109	176
0164 LOCKPORT PCT 021	285	123	135
0165 LOCKPORT PCT 022	288	119	158
0166 LOCKPORT PCT 023	247	97	138
0167 LOCKPORT PCT 024	192	61	101
0235 PLAINFIELD PCT 034	144	47	83
0245 TROY PCT 006	108	50	46

I, the undersigned do hereby certify that on April 10, 2018, I canvassed the returns of an election held on March 20, 2018 for WHITE OAK LIBRARY DISTRICT and I proclaim that a total of 10,771 voters requested and received ballots and I do further certify that the following Question of Public Policy did receive the number of votes herein recorded and has **FAILED**.

Shall the limiting rate under the Property Tax Extension Limitation Law for the White Oak Library District, Will County, Illinois, be increased by an additional amount equal to 0.0306% above the limiting rate for levy year 2016 and be equal to 0.218% of the equalized assessed value of the taxable property therein for levy year 2018?

- (1) The approximate amount of taxes extendable at the most recently extended limiting rate is \$3,531,723, and the approximate amount of taxes extendable if the proposition is approved is \$4,108,408.
- (2) For the 2018 levy year the approximate amount of the additional tax extendable against property containing a single family residence and having a fair market value at the time of the referendum of \$100,000 is estimated to be \$10.20.
- (3) If the proposition is approved, the aggregate extension for the 2018 levy year will be determined by the limiting rate set forth in the proposition, rather than the otherwise applicable limiting rate calculated under the provisions of the Property Tax Extension Limitation Law (commonly known as the Property Tax Cap Law).

I further certify that the above is a true and complete Abstract of Votes and was prepared in my presence on April 10, 2018.


 Nancy Schultz Voets, County Clerk
 The County of Will, Illinois

WITH 8 OF 8 PRECINCTS REPORTING

01 = BALLOTS CAST

VOTES PERCENT
2,419

MINOOKA CCSD 201 REFERENDUM
Vote for not more than 1
02 = YES
03 = NO

VOTES PERCENT
1,207 50.97
1,161 49.03

	01	02	03
0002 CHANNAHON PCT 002	3	2	1
0252 TROY PCT 013	776	367	382
0253 TROY PCT 014	294	131	159
0254 TROY PCT 015	14	5	8
0256 TROY PCT 017	205	104	98
0259 TROY PCT 020	547	303	234
0260 TROY PCT 021	338	211	126
0261 TROY PCT 022	242	84	153

This political subdivision has been canvassed by the election authority in which their principal office is located.

WITH 1 OF 1 PRECINCTS REPORTING

01 = BALLOTS CAST

VOTES PERCENT

362

CUSTER FIRE PROTECTION DISTRICT REFERENDUM

Vote for not more than 1

02 = YES

03 = NO

VOTES PERCENT

200 57.64

147 42.36

01	02	03
362	200	147


0018 CUSTER PCT 001

I, the undersigned do hereby certify that on April 10, 2018, I canvassed the returns of an election held on March 20, 2018 for CUSTER FIRE PROTECTION DISTRICT and I proclaim that a total of 362 voters requested and received ballots and I do further certify that the following Question of Public Policy did receive the number of votes herein recorded and has **PASSED**.

"Shall the limiting rate under the Property Tax Extension Limitation Law for Custer Fire Protection District, Will County, Illinois, be increased by an additional amount equal to 0.2749% above the limiting rate for the purpose of opening the Custer fire station and equipping firefighters to provide fire protection services for levy year 2016 and be equal to 0.4930% of the equalized assessed value of the taxable property therein for levy year 2018?"

- (1) The approximate amount of taxes extendable at the most recently extended limiting rate is \$77,189, and the approximate amount of taxes extendable if the proposition is approved is \$174,480.
- (2) For the 2018 levy year, the approximate amount of the additional tax extendable against property containing a single-family residence and having a fair market value at the time of the referendum of \$100,000.00 is estimated to be \$92.00.
- (3) If the proposition is approved, the aggregate extension for levy year 2018 will be determined by the limiting rate set forth in the proposition, rather than the otherwise applicable limiting rate calculated under the provisions of the Property Tax Extension Limitation Law (commonly known as the Property Tax Cap Law).

I further certify that the above is a true and complete Abstract of Votes and was prepared in my presence on April 10, 2018.


 Nancy Schultz Voots, County Clerk
 The County of Will, Illinois

WITH 20 OF 20 PRECINCTS REPORTING

01 = BALLOTS CAST

VOTES	PERCENT		VOTES	PERCENT
7,092		NEW LENOX FIRE PROTECTION DISTRICT REFERENDUM		
		Vote for not more than 1		
		02 = YES	3,324	48.48
		03 = NO	3,532	51.52

	01	02	03
0180 NEW LENOX PCT 001	23	13	9
0181 NEW LENOX PCT 002	345	143	185
0182 NEW LENOX PCT 003	2	0	1
0183 NEW LENOX PCT 004	306	126	169
0184 NEW LENOX PCT 005	391	203	178
0185 NEW LENOX PCT 006	308	131	163
0186 NEW LENOX PCT 007	429	193	218
0187 NEW LENOX PCT 008	413	180	220
0188 NEW LENOX PCT 009	410	177	217
0189 NEW LENOX PCT 010	430	212	207
0190 NEW LENOX PCT 011	435	203	216
0191 NEW LENOX PCT 012	303	159	137
0192 NEW LENOX PCT 013	332	163	156
0193 NEW LENOX PCT 014	545	256	272
0194 NEW LENOX PCT 015	361	170	177
0195 NEW LENOX PCT 016	428	232	186
0196 NEW LENOX PCT 017	368	170	189
0197 NEW LENOX PCT 018	329	164	150
0198 NEW LENOX PCT 019	401	214	174
0199 NEW LENOX PCT 020	533	215	308

I, the undersigned do hereby certify that on April 10, 2018, I canvassed the returns of an election held on March 20, 2018 for NEW LENOX FIRE PROTECTION DISTRICT and I proclaim that a total of 7,092 voters requested and received ballots and I do further certify that the following Question of Public Policy did receive the number of votes herein recorded and has **FAILED**.

Shall the limiting rate under the Property Tax Extension Limitation Law for the New Lenox Fire Protection District, Will County, Illinois, be increased by an additional amount equal to 0.2023% above the limiting rate for the purpose of fire protection and ambulance service for levy year 2016 and be equal to 0.59% of the equalized assessed value of the taxable property therein for levy years 2018, 2019, 2020 and 2021?


(1) The approximate amount of taxes extendable at the most recent extended limiting rate is \$4,750,149.10, and the approximate amount of taxes extendable if the proposition is approved is \$7,228,754.10.

(2) For the 2018 levy year, the approximate amount of the additional tax extendable against property containing a single family residence and having a fair market value of \$100,000 is estimated to be \$67.43.

(3) Based upon an average annual percentage increase in the market value of such property at 0.4863%, the approximate amount of the additional tax extendable against such property for the 2019 levy year is estimated to be \$67.76, for the 2020 levy year is estimated to be \$68.09, and for the 2021 levy year is estimated to be \$68.42.

(4) If the proposition is approved, the aggregate extension for 2018, 2019, 2020, and 2021 will be determined by the limiting rate set forth in the proposition, rather than the otherwise applicable limiting rate calculated under the provisions of the Property Tax Extension Limitation Law (commonly known as the Property Tax Cap Law).

I further certify that the above is a true and complete Abstract of Votes and was prepared in my presence on April 10, 2018.


 Nancy Schultz Voots, County Clerk
 The County of Will, Illinois

WITH 19 OF 19 PRECINCTS REPORTING

01 = BALLOTS CAST

VOTES PERCENT

4,374

TROY FIRE PROTECTION DISTRICT REFERENDUM

Vote for not more than 1

02 = YES

03 = NO

VOTES PERCENT

1,405 33.62

2,774 66.38

	01	02	03
0240 TROY PCT 001	1	0	1
0241 TROY PCT 002	15	7	8
0242 TROY PCT 003	0	0	0
0243 TROY PCT 004	35	13	21
0244 TROY PCT 005	53	19	31
0245 TROY PCT 006	88	29	53
0246 TROY PCT 007	365	108	227
0247 TROY PCT 008	52	17	32
0248 TROY PCT 009	84	23	56
0249 TROY PCT 010	348	92	243
0250 TROY PCT 011	63	18	41
0252 TROY PCT 013	776	293	446
0253 TROY PCT 014	430	127	286
0254 TROY PCT 015	375	102	248
0256 TROY PCT 017	451	126	306
0257 TROY PCT 018	11	4	7
0259 TROY PCT 020	547	237	293
0260 TROY PCT 021	462	131	325
0261 TROY PCT 022	218	59	150


I, the undersigned do hereby certify that on April 10, 2018, I canvassed the returns of an election held on March 20, 2018 for TROY FIRE PROTECTION DISTRICT and I proclaim that a total of 4,381 voters requested and received ballots and I do further certify that the following Question of Public Policy did receive the number of votes herein recorded and has **FAILED**.

Shall the Troy Fire Protection District, Will and Kendall Counties, Illinois, be authorized to levy a new tax for firefighters' pension purposes and have an additional tax of 0.073% of the equalized assessed value of the taxable property therein extended for such purposes?

(1) The approximate amount of taxes extendable at the most recently extended limiting rate is \$4,761,139.00, and the approximate amount of taxes extendable if the proposition is approved is \$5,210,884.27.

(2) For the 2018 levy year the approximate amount of the additional tax extendable against property containing a single family residence and having a fair market value at the time of the referendum of \$100,000 is estimated to be \$24.33.

I further certify that the above is a true and complete Abstract of Votes and was prepared in my presence on April 10, 2018.


Nancy Schultz Voots, County Clerk
The County of Will, Illinois

NUMBERED KEY CANVASS

RUN DATE:04/03/18 03:17 PM

KENDALL COUNTY, ILLINOIS
GENERAL PRIMARY ELECTION
MARCH 20, 2018

OFFICIAL

REPORT-EL52 PAGE 0074

WITH 3 OF 3 PRECINCTS REPORTING

VOTES PERCENT

VOTES PERCENT

TROY FPD QUESTION

Vote for 1

01 = YES

02 = NO

5 71.43

2 28.57

03 = OVER VOTES

04 = UNDER VOTES

0

0

01 02 03 04

0082 SEWARD 1


0 0 0 0

0083 SEWARD 2

2 1 0 0

0084 SEWARD 3

3 1 0 0



DEMOCRATIC PARTY

VOTE BY MAIL

(BY PRECINCT)

ABSTRACT OF VOTES

WILL COUNTY, ILLINOIS
GENERAL PRIMARY ELECTION
MARCH 20, 2018
STATISTICS

(VOTE BY MAIL)

REPORT-EL52

PAGE 0001

01 = BALLOTS CAST - DEMOCRATIC

TOTAL PERCENT
2,454 100.00

TOTAL PERCENT

- - -
01
- - -

0001 CHANNAHON PCT 001	10
0002 CHANNAHON PCT 002	11
0003 CHANNAHON PCT 003	11
0004 CHANNAHON PCT 004	6
0005 CHANNAHON PCT 005	3
0006 CRETE PCT 001	6
0007 CRETE PCT 002	5
0008 CRETE PCT 003	4
0009 CRETE PCT 004	10
0010 CRETE PCT 005	9
0011 CRETE PCT 006	9
0012 CRETE PCT 007	11
0013 CRETE PCT 008	9
0014 CRETE PCT 009	1
0015 CRETE PCT 010	7
0016 CRETE PCT 011	5
0017 CRETE PCT 012	3
0018 CUSTER PCT 001	0
0019 DU PAGE PCT 001	10
0020 DU PAGE PCT 002	13
0021 DU PAGE PCT 003	7
0022 DU PAGE PCT 004	2
0023 DU PAGE PCT 005	4
0024 DU PAGE PCT 006	11
0025 DU PAGE PCT 007	8
0026 DU PAGE PCT 008	7
0027 DU PAGE PCT 009	6
0028 DU PAGE PCT 010	12
0029 DU PAGE PCT 011	7
0030 DU PAGE PCT 012	14
0031 DU PAGE PCT 013	18
0032 DU PAGE PCT 014	18
0033 DU PAGE PCT 015	9
0034 DU PAGE PCT 016	7
0035 DU PAGE PCT 017	7
0036 DU PAGE PCT 018	4
0037 DU PAGE PCT 019	5
0038 DU PAGE PCT 020	9
0039 DU PAGE PCT 021	3
0040 DU PAGE PCT 022	9
0041 DU PAGE PCT 023	9
0042 DU PAGE PCT 024	8
0043 DU PAGE PCT 025	10
0044 DU PAGE PCT 026	3
0045 DU PAGE PCT 027	9
0046 DU PAGE PCT 028	7
0047 DU PAGE PCT 029	7
0048 DU PAGE PCT 030	14
0049 DU PAGE PCT 031	7
0050 DU PAGE PCT 032	7
0051 DU PAGE PCT 033	7
0052 DU PAGE PCT 034	14
0053 DU PAGE PCT 035	2
0054 DU PAGE PCT 036	10
0055 DU PAGE PCT 037	4
0056 FLORENCE PCT 001	3

ABSTRACT OF VOTES

WILL COUNTY, ILLINOIS
GENERAL PRIMARY ELECTION
MARCH 20, 2018
STATISTICS

(VOTE BY MAIL)

REPORT-EL52

PAGE 0002

01 = BALLOTS CAST - DEMOCRATIC

TOTAL PERCENT
2,454 100.00

TOTAL PERCENT

	TOTAL	PERCENT
(CONTINUED FROM PREVIOUS PAGE)	01	
0057 FRANKFORT PCT 001	6	
0058 FRANKFORT PCT 002	11	
0059 FRANKFORT PCT 003	9	
0060 FRANKFORT PCT 004	2	
0061 FRANKFORT PCT 005	4	
0062 FRANKFORT PCT 006	2	
0063 FRANKFORT PCT 007	9	
0064 FRANKFORT PCT 008	6	
0065 FRANKFORT PCT 009	6	
0066 FRANKFORT PCT 010	15	
0067 FRANKFORT PCT 011	7	
0068 FRANKFORT PCT 012	1	
0069 FRANKFORT PCT 013	7	
0070 FRANKFORT PCT 014	5	
0071 FRANKFORT PCT 015	6	
0072 FRANKFORT PCT 016	11	
0073 FRANKFORT PCT 017	3	
0074 FRANKFORT PCT 018	5	
0075 FRANKFORT PCT 019	7	
0076 FRANKFORT PCT 020	6	
0077 FRANKFORT PCT 021	1	
0078 FRANKFORT PCT 022	29	
0079 FRANKFORT PCT 023	9	
0080 FRANKFORT PCT 024	14	
0081 FRANKFORT PCT 025	6	
0082 FRANKFORT PCT 026	4	
0083 FRANKFORT PCT 027	7	
0084 FRANKFORT PCT 028	8	
0085 GREEN GARDEN PCT 001	11	
0086 GREEN GARDEN PCT 002	4	
0087 HOMER PCT 001	2	
0088 HOMER PCT 002	7	
0089 HOMER PCT 003	13	
0090 HOMER PCT 004	2	
0091 HOMER PCT 005	2	
0092 HOMER PCT 006	6	
0093 HOMER PCT 007	9	
0094 HOMER PCT 008	8	
0095 HOMER PCT 009	6	
0096 HOMER PCT 010	12	
0097 HOMER PCT 011	6	
0098 HOMER PCT 012	2	
0099 HOMER PCT 013	4	
0100 HOMER PCT 014	6	
0101 HOMER PCT 015	13	
0102 HOMER PCT 016	9	
0103 HOMER PCT 017	7	
0104 HOMER PCT 018	13	
0105 JACKSON PCT 001	3	
0106 JACKSON PCT 002	14	
0107 JOLIET PCT 001	7	
0108 JOLIET PCT 002	31	
0109 JOLIET PCT 003	7	
0110 JOLIET PCT 004	9	
0111 JOLIET PCT 005	10	
0112 JOLIET PCT 006	4	
0113 JOLIET PCT 007	10	

ABSTRACT OF VOTES

WILL COUNTY, ILLINOIS
 GENERAL PRIMARY ELECTION
 MARCH 20, 2018
 STATISTICS

(VOTE BY MAIL)

REPORT-EL52

PAGE 0003

	TOTAL	PERCENT	TOTAL	PERCENT
01 = BALLOTS CAST - DEMOCRATIC	2,454	100.00		
(CONTINUED FROM PREVIOUS PAGE)			01	
0114 JOLIET PCT 008			7	
0115 JOLIET PCT 009			7	
0116 JOLIET PCT 010			11	
0117 JOLIET PCT 011			3	
0118 JOLIET PCT 012			5	
0119 JOLIET PCT 013			5	
0120 JOLIET PCT 014			4	
0121 JOLIET PCT 015			5	
0122 JOLIET PCT 016			11	
0123 JOLIET PCT 017			5	
0124 JOLIET PCT 018			18	
0125 JOLIET PCT 019			11	
0126 JOLIET PCT 020			12	
0127 JOLIET PCT 021			5	
0128 JOLIET PCT 022			13	
0129 JOLIET PCT 023			12	
0130 JOLIET PCT 024			21	
0131 JOLIET PCT 025			9	
0132 JOLIET PCT 026			7	
0133 JOLIET PCT 027			0	
0134 JOLIET PCT 028			5	
0135 JOLIET PCT 029			6	
0136 JOLIET PCT 030			8	
0137 JOLIET PCT 031			3	
0138 JOLIET PCT 032			7	
0139 JOLIET PCT 033			2	
0140 JOLIET PCT 034			18	
0141 JOLIET PCT 035			18	
0142 JOLIET PCT 036			15	
0143 JOLIET PCT 037			9	
0144 LOCKPORT PCT 001			29	
0145 LOCKPORT PCT 002			14	
0146 LOCKPORT PCT 003			4	
0147 LOCKPORT PCT 004			14	
0148 LOCKPORT PCT 005			11	
0149 LOCKPORT PCT 006			8	
0150 LOCKPORT PCT 007			9	
0151 LOCKPORT PCT 008			2	
0152 LOCKPORT PCT 009			36	
0153 LOCKPORT PCT 010			12	
0154 LOCKPORT PCT 011			8	
0155 LOCKPORT PCT 012			7	
0156 LOCKPORT PCT 013			45	
0157 LOCKPORT PCT 014			6	
0158 LOCKPORT PCT 015			2	
0159 LOCKPORT PCT 016			13	
0160 LOCKPORT PCT 017			18	
0161 LOCKPORT PCT 018			17	
0162 LOCKPORT PCT 019			19	
0163 LOCKPORT PCT 020			10	
0164 LOCKPORT PCT 021			6	
0165 LOCKPORT PCT 022			11	
0166 LOCKPORT PCT 023			4	
0167 LOCKPORT PCT 024			4	
0168 MANHATTAN PCT 001			9	
0169 MANHATTAN PCT 002			5	
0170 MANHATTAN PCT 003			9	

ABSTRACT OF VOTES

WILL COUNTY, ILLINOIS
GENERAL PRIMARY ELECTION
MARCH 20, 2018
STATISTICS

(VOTE BY MAIL)

REPORT-EL52

PAGE 0004

01 = BALLOTS CAST - DEMOCRATIC

TOTAL PERCENT
2,454 100.00

TOTAL PERCENT

(CONTINUED FROM PREVIOUS PAGE)	01
0171 MANHATTAN PCT 004	6
0172 MONEE PCT 001	17
0173 MONEE PCT 002	14
0174 MONEE PCT 003	12
0175 MONEE PCT 004	13
0176 MONEE PCT 005	3
0177 MONEE PCT 006	10
0178 MONEE PCT 007	12
0179 MONEE PCT 008	4
0180 NEW LENOX PCT 001	6
0181 NEW LENOX PCT 002	6
0182 NEW LENOX PCT 003	4
0183 NEW LENOX PCT 004	1
0184 NEW LENOX PCT 005	7
0185 NEW LENOX PCT 006	3
0186 NEW LENOX PCT 007	8
0187 NEW LENOX PCT 008	9
0188 NEW LENOX PCT 009	5
0189 NEW LENOX PCT 010	8
0190 NEW LENOX PCT 011	3
0191 NEW LENOX PCT 012	8
0192 NEW LENOX PCT 013	7
0193 NEW LENOX PCT 014	6
0194 NEW LENOX PCT 015	6
0195 NEW LENOX PCT 016	10
0196 NEW LENOX PCT 017	7
0197 NEW LENOX PCT 018	8
0198 NEW LENOX PCT 019	3
0199 NEW LENOX PCT 020	10
0200 PEOTONE PCT 001	5
0201 PEOTONE PCT 002	3
0202 PLAINFIELD PCT 001	14
0203 PLAINFIELD PCT 002	7
0204 PLAINFIELD PCT 003	10
0205 PLAINFIELD PCT 004	1
0206 PLAINFIELD PCT 005	6
0207 PLAINFIELD PCT 006	7
0208 PLAINFIELD PCT 007	6
0209 PLAINFIELD PCT 008	3
0210 PLAINFIELD PCT 009	10
0211 PLAINFIELD PCT 010	3
0212 PLAINFIELD PCT 011	3
0213 PLAINFIELD PCT 012	4
0214 PLAINFIELD PCT 013	7
0215 PLAINFIELD PCT 014	8
0216 PLAINFIELD PCT 015	9
0217 PLAINFIELD PCT 016	7
0218 PLAINFIELD PCT 017	12
0219 PLAINFIELD PCT 018	5
0220 PLAINFIELD PCT 019	4
0221 PLAINFIELD PCT 020	16
0222 PLAINFIELD PCT 021	12
0223 PLAINFIELD PCT 022	17
0224 PLAINFIELD PCT 023	5
0225 PLAINFIELD PCT 024	6
0226 PLAINFIELD PCT 025	2
0227 PLAINFIELD PCT 026	2

ABSTRACT OF VOTES

WILL COUNTY, ILLINOIS
GENERAL PRIMARY ELECTION
MARCH 20, 2018
STATISTICS

(VOTE BY MAIL)

REPORT-EL52

PAGE 0005

	TOTAL	PERCENT	TOTAL	PERCENT
01 = BALLOTS CAST - DEMOCRATIC	2,454	100.00		
(CONTINUED FROM PREVIOUS PAGE)			01	
0228 PLAINFIELD PCT 027			8	
0229 PLAINFIELD PCT 028			4	
0230 PLAINFIELD PCT 029			6	
0231 PLAINFIELD PCT 030			2	
0232 PLAINFIELD PCT 031			7	
0233 PLAINFIELD PCT 032			4	
0234 PLAINFIELD PCT 033			14	
0235 PLAINFIELD PCT 034			3	
0236 PLAINFIELD PCT 035			11	
0237 REED PCT 001			2	
0238 REED PCT 002			6	
0239 REED PCT 003			10	
0240 TROY PCT 001			9	
0241 TROY PCT 002			16	
0242 TROY PCT 003			4	
0243 TROY PCT 004			14	
0244 TROY PCT 005			20	
0245 TROY PCT 006			6	
0246 TROY PCT 007			5	
0247 TROY PCT 008			8	
0248 TROY PCT 009			10	
0249 TROY PCT 010			8	
0250 TROY PCT 011			24	
0251 TROY PCT 012			9	
0252 TROY PCT 013			32	
0253 TROY PCT 014			5	
0254 TROY PCT 015			13	
0255 TROY PCT 016			26	
0256 TROY PCT 017			3	
0257 TROY PCT 018			2	
0258 TROY PCT 019			5	
0259 TROY PCT 020			8	
0260 TROY PCT 021			3	
0261 TROY PCT 022			1	
0262 WASHINGTON PCT 001			17	
0263 WASHINGTON PCT 002			1	
0264 WASHINGTON PCT 003			5	
0265 WESLEY PCT 001			7	
0266 WHEATLAND PCT 001			9	
0267 WHEATLAND PCT 002			21	
0268 WHEATLAND PCT 003			7	
0269 WHEATLAND PCT 004			15	
0270 WHEATLAND PCT 005			3	
0271 WHEATLAND PCT 006			4	
0272 WHEATLAND PCT 007			4	
0273 WHEATLAND PCT 008			7	
0274 WHEATLAND PCT 009			8	
0275 WHEATLAND PCT 010			7	
0276 WHEATLAND PCT 011			6	
0277 WHEATLAND PCT 012			4	
0278 WHEATLAND PCT 013			10	
0279 WHEATLAND PCT 014			2	
0280 WHEATLAND PCT 015			2	
0281 WHEATLAND PCT 016			5	
0282 WHEATLAND PCT 017			10	
0283 WHEATLAND PCT 018			10	
0284 WHEATLAND PCT 019			7	


ABSTRACT OF VOTES

WILL COUNTY, ILLINOIS
 GENERAL PRIMARY ELECTION
 MARCH 20, 2018
 STATISTICS

(VOTE BY MAIL)

REPORT-EL52 PAGE 0006

	TOTAL	PERCENT	TOTAL	PERCENT
01 = BALLOTS CAST - DEMOCRATIC	2,454	100.00		
(CONTINUED FROM PREVIOUS PAGE)				
0285 WHEATLAND PCT 020	6			
0286 WHEATLAND PCT 021	1			
0287 WHEATLAND PCT 022	5			
0288 WHEATLAND PCT 023	11			
0289 WHEATLAND PCT 024	8			
0290 WHEATLAND PCT 025	1			
0291 WHEATLAND PCT 026	6			
0292 WHEATLAND PCT 027	8			
0293 WHEATLAND PCT 028	7			
0294 WHEATLAND PCT 029	8			
0295 WHEATLAND PCT 030	7			
0296 WILL PCT 001	7			
0297 WILMINGTON PCT 001	7			
0298 WILMINGTON PCT 002	8			
0299 WILMINGTON PCT 003	7			
0300 WILTON PCT 001	0			



DEMOCRATIC PARTY

EARLY VOTING

(BY PRECINCT)

ABSTRACT OF VOTES

WILL COUNTY, ILLINOIS
 GENERAL PRIMARY ELECTION
 MARCH 20, 2018
 STATISTICS

(EARLY VOTING)

REPORT-EL52

PAGE 0001

01 = BALLOTS CAST - DEMOCRATIC

TOTAL PERCENT
 7,057 100.00

TOTAL PERCENT

	01
0001 CHANNAHON PCT 001	24
0002 CHANNAHON PCT 002	30
0003 CHANNAHON PCT 003	22
0004 CHANNAHON PCT 004	28
0005 CHANNAHON PCT 005	9
0006 CRETE PCT 001	11
0007 CRETE PCT 002	6
0008 CRETE PCT 003	11
0009 CRETE PCT 004	39
0010 CRETE PCT 005	58
0011 CRETE PCT 006	30
0012 CRETE PCT 007	41
0013 CRETE PCT 008	10
0014 CRETE PCT 009	23
0015 CRETE PCT 010	19
0016 CRETE PCT 011	16
0017 CRETE PCT 012	16
0018 CUSTER PCT 001	5
0019 DU PAGE PCT 001	28
0020 DU PAGE PCT 002	30
0021 DU PAGE PCT 003	44
0022 DU PAGE PCT 004	27
0023 DU PAGE PCT 005	38
0024 DU PAGE PCT 006	46
0025 DU PAGE PCT 007	28
0026 DU PAGE PCT 008	43
0027 DU PAGE PCT 009	15
0028 DU PAGE PCT 010	45
0029 DU PAGE PCT 011	68
0030 DU PAGE PCT 012	40
0031 DU PAGE PCT 013	41
0032 DU PAGE PCT 014	35
0033 DU PAGE PCT 015	49
0034 DU PAGE PCT 016	57
0035 DU PAGE PCT 017	44
0036 DU PAGE PCT 018	29
0037 DU PAGE PCT 019	37
0038 DU PAGE PCT 020	33
0039 DU PAGE PCT 021	32
0040 DU PAGE PCT 022	35
0041 DU PAGE PCT 023	51
0042 DU PAGE PCT 024	30
0043 DU PAGE PCT 025	42
0044 DU PAGE PCT 026	37
0045 DU PAGE PCT 027	62
0046 DU PAGE PCT 028	35
0047 DU PAGE PCT 029	17
0048 DU PAGE PCT 030	45
0049 DU PAGE PCT 031	15
0050 DU PAGE PCT 032	12
0051 DU PAGE PCT 033	21
0052 DU PAGE PCT 034	13
0053 DU PAGE PCT 035	14
0054 DU PAGE PCT 036	30
0055 DU PAGE PCT 037	11
0056 FLORENCE PCT 001	0

	TOTAL	PERCENT	TOTAL	PERCENT
01 = BALLOTS CAST - DEMOCRATIC	7,057	100.00		
(CONTINUED FROM PREVIOUS PAGE)				
0057 FRANKFORT PCT 001	26			
0058 FRANKFORT PCT 002	28			
0059 FRANKFORT PCT 003	28			
0060 FRANKFORT PCT 004	20			
0061 FRANKFORT PCT 005	46			
0062 FRANKFORT PCT 006	18			
0063 FRANKFORT PCT 007	25			
0064 FRANKFORT PCT 008	17			
0065 FRANKFORT PCT 009	11			
0066 FRANKFORT PCT 010	31			
0067 FRANKFORT PCT 011	27			
0068 FRANKFORT PCT 012	25			
0069 FRANKFORT PCT 013	31			
0070 FRANKFORT PCT 014	8			
0071 FRANKFORT PCT 015	19			
0072 FRANKFORT PCT 016	11			
0073 FRANKFORT PCT 017	37			
0074 FRANKFORT PCT 018	16			
0075 FRANKFORT PCT 019	20			
0076 FRANKFORT PCT 020	9			
0077 FRANKFORT PCT 021	23			
0078 FRANKFORT PCT 022	48			
0079 FRANKFORT PCT 023	22			
0080 FRANKFORT PCT 024	22			
0081 FRANKFORT PCT 025	20			
0082 FRANKFORT PCT 026	18			
0083 FRANKFORT PCT 027	27			
0084 FRANKFORT PCT 028	29			
0085 GREEN GARDEN PCT 001	6			
0086 GREEN GARDEN PCT 002	14			
0087 HOMER PCT 001	14			
0088 HOMER PCT 002	14			
0089 HOMER PCT 003	25			
0090 HOMER PCT 004	13			
0091 HOMER PCT 005	13			
0092 HOMER PCT 006	21			
0093 HOMER PCT 007	19			
0094 HOMER PCT 008	25			
0095 HOMER PCT 009	29			
0096 HOMER PCT 010	17			
0097 HOMER PCT 011	39			
0098 HOMER PCT 012	14			
0099 HOMER PCT 013	18			
0100 HOMER PCT 014	26			
0101 HOMER PCT 015	33			
0102 HOMER PCT 016	17			
0103 HOMER PCT 017	23			
0104 HOMER PCT 018	7			
0105 JACKSON PCT 001	16			
0106 JACKSON PCT 002	25			
0107 JOLIET PCT 001	42			
0108 JOLIET PCT 002	8			
0109 JOLIET PCT 003	12			
0110 JOLIET PCT 004	18			
0111 JOLIET PCT 005	37			
0112 JOLIET PCT 006	22			
0113 JOLIET PCT 007	18			

	TOTAL	PERCENT	TOTAL	PERCENT
01 = BALLOTS CAST - DEMOCRATIC	7,057	100.00		
(CONTINUED FROM PREVIOUS PAGE)				
0114 JOLIET PCT 008	21			
0115 JOLIET PCT 009	15			
0116 JOLIET PCT 010	18			
0117 JOLIET PCT 011	20			
0118 JOLIET PCT 012	20			
0119 JOLIET PCT 013	16			
0120 JOLIET PCT 014	17			
0121 JOLIET PCT 015	14			
0122 JOLIET PCT 016	28			
0123 JOLIET PCT 017	36			
0124 JOLIET PCT 018	31			
0125 JOLIET PCT 019	28			
0126 JOLIET PCT 020	28			
0127 JOLIET PCT 021	39			
0128 JOLIET PCT 022	31			
0129 JOLIET PCT 023	40			
0130 JOLIET PCT 024	10			
0131 JOLIET PCT 025	23			
0132 JOLIET PCT 026	22			
0133 JOLIET PCT 027	8			
0134 JOLIET PCT 028	22			
0135 JOLIET PCT 029	29			
0136 JOLIET PCT 030	9			
0137 JOLIET PCT 031	24			
0138 JOLIET PCT 032	39			
0139 JOLIET PCT 033	7			
0140 JOLIET PCT 034	37			
0141 JOLIET PCT 035	37			
0142 JOLIET PCT 036	32			
0143 JOLIET PCT 037	46			
0144 LOCKPORT PCT 001	14			
0145 LOCKPORT PCT 002	27			
0146 LOCKPORT PCT 003	18			
0147 LOCKPORT PCT 004	19			
0148 LOCKPORT PCT 005	23			
0149 LOCKPORT PCT 006	12			
0150 LOCKPORT PCT 007	14			
0151 LOCKPORT PCT 008	21			
0152 LOCKPORT PCT 009	32			
0153 LOCKPORT PCT 010	19			
0154 LOCKPORT PCT 011	22			
0155 LOCKPORT PCT 012	13			
0156 LOCKPORT PCT 013	62			
0157 LOCKPORT PCT 014	8			
0158 LOCKPORT PCT 015	19			
0159 LOCKPORT PCT 016	31			
0160 LOCKPORT PCT 017	50			
0161 LOCKPORT PCT 018	36			
0162 LOCKPORT PCT 019	33			
0163 LOCKPORT PCT 020	18			
0164 LOCKPORT PCT 021	18			
0165 LOCKPORT PCT 022	28			
0166 LOCKPORT PCT 023	13			
0167 LOCKPORT PCT 024	16			
0168 MANHATTAN PCT 001	16			
0169 MANHATTAN PCT 002	14			
0170 MANHATTAN PCT 003	18			

ABSTRACT OF VOTES

WILL COUNTY, ILLINOIS
 GENERAL PRIMARY ELECTION
 MARCH 20, 2018
 STATISTICS

(EARLY VOTING)

REPORT-EL52

PAGE 0004

	TOTAL	PERCENT	TOTAL	PERCENT
01 = BALLOTS CAST - DEMOCRATIC	7,057	100.00		
(CONTINUED FROM PREVIOUS PAGE)			01	
0171 MANHATTAN PCT 004			14	
0172 MONEE PCT 001			12	
0173 MONEE PCT 002			13	
0174 MONEE PCT 003			32	
0175 MONEE PCT 004			36	
0176 MONEE PCT 005			4	
0177 MONEE PCT 006			4	
0178 MONEE PCT 007			2	
0179 MONEE PCT 008			13	
0180 NEW LENOX PCT 001			10	
0181 NEW LENOX PCT 002			12	
0182 NEW LENOX PCT 003			13	
0183 NEW LENOX PCT 004			7	
0184 NEW LENOX PCT 005			14	
0185 NEW LENOX PCT 006			8	
0186 NEW LENOX PCT 007			34	
0187 NEW LENOX PCT 008			18	
0188 NEW LENOX PCT 009			18	
0189 NEW LENOX PCT 010			34	
0190 NEW LENOX PCT 011			32	
0191 NEW LENOX PCT 012			11	
0192 NEW LENOX PCT 013			15	
0193 NEW LENOX PCT 014			31	
0194 NEW LENOX PCT 015			30	
0195 NEW LENOX PCT 016			37	
0196 NEW LENOX PCT 017			28	
0197 NEW LENOX PCT 018			17	
0198 NEW LENOX PCT 019			18	
0199 NEW LENOX PCT 020			23	
0200 PEOTONE PCT 001			2	
0201 PEOTONE PCT 002			1	
0202 PLAINFIELD PCT 001			24	
0203 PLAINFIELD PCT 002			24	
0204 PLAINFIELD PCT 003			18	
0205 PLAINFIELD PCT 004			12	
0206 PLAINFIELD PCT 005			16	
0207 PLAINFIELD PCT 006			3	
0208 PLAINFIELD PCT 007			11	
0209 PLAINFIELD PCT 008			29	
0210 PLAINFIELD PCT 009			22	
0211 PLAINFIELD PCT 010			16	
0212 PLAINFIELD PCT 011			8	
0213 PLAINFIELD PCT 012			9	
0214 PLAINFIELD PCT 013			32	
0215 PLAINFIELD PCT 014			21	
0216 PLAINFIELD PCT 015			20	
0217 PLAINFIELD PCT 016			23	
0218 PLAINFIELD PCT 017			5	
0219 PLAINFIELD PCT 018			18	
0220 PLAINFIELD PCT 019			12	
0221 PLAINFIELD PCT 020			18	
0222 PLAINFIELD PCT 021			22	
0223 PLAINFIELD PCT 022			22	
0224 PLAINFIELD PCT 023			12	
0225 PLAINFIELD PCT 024			16	
0226 PLAINFIELD PCT 025			11	
0227 PLAINFIELD PCT 026			10	

	TOTAL	PERCENT	TOTAL	PERCENT
01 = BALLOTS CAST - DEMOCRATIC	7,057	100.00		
(CONTINUED FROM PREVIOUS PAGE)				
0228 PLAINFIELD PCT 027	10			
0229 PLAINFIELD PCT 028	6			
0230 PLAINFIELD PCT 029	10			
0231 PLAINFIELD PCT 030	7			
0232 PLAINFIELD PCT 031	15			
0233 PLAINFIELD PCT 032	15			
0234 PLAINFIELD PCT 033	19			
0235 PLAINFIELD PCT 034	11			
0236 PLAINFIELD PCT 035	24			
0237 REED PCT 001	8			
0238 REED PCT 002	19			
0239 REED PCT 003	10			
0240 TROY PCT 001	30			
0241 TROY PCT 002	26			
0242 TROY PCT 003	15			
0243 TROY PCT 004	10			
0244 TROY PCT 005	35			
0245 TROY PCT 006	10			
0246 TROY PCT 007	32			
0247 TROY PCT 008	58			
0248 TROY PCT 009	19			
0249 TROY PCT 010	27			
0250 TROY PCT 011	42			
0251 TROY PCT 012	33			
0252 TROY PCT 013	82			
0253 TROY PCT 014	48			
0254 TROY PCT 015	22			
0255 TROY PCT 016	57			
0256 TROY PCT 017	46			
0257 TROY PCT 018	37			
0258 TROY PCT 019	31			
0259 TROY PCT 020	57			
0260 TROY PCT 021	33			
0261 TROY PCT 022	10			
0262 WASHINGTON PCT 001	0			
0263 WASHINGTON PCT 002	1			
0264 WASHINGTON PCT 003	3			
0265 WESLEY PCT 001	6			
0266 WHEATLAND PCT 001	35			
0267 WHEATLAND PCT 002	90			
0268 WHEATLAND PCT 003	25			
0269 WHEATLAND PCT 004	29			
0270 WHEATLAND PCT 005	15			
0271 WHEATLAND PCT 006	33			
0272 WHEATLAND PCT 007	23			
0273 WHEATLAND PCT 008	23			
0274 WHEATLAND PCT 009	33			
0275 WHEATLAND PCT 010	24			
0276 WHEATLAND PCT 011	32			
0277 WHEATLAND PCT 012	24			
0278 WHEATLAND PCT 013	42			
0279 WHEATLAND PCT 014	36			
0280 WHEATLAND PCT 015	26			
0281 WHEATLAND PCT 016	34			
0282 WHEATLAND PCT 017	29			
0283 WHEATLAND PCT 018	25			
0284 WHEATLAND PCT 019	33			


ABSTRACT OF VOTES

WILL COUNTY, ILLINOIS
GENERAL PRIMARY ELECTION
MARCH 20, 2018
STATISTICS

(EARLY VOTING)

REPORT-EL52 PAGE 0006

	TOTAL	PERCENT	TOTAL	PERCENT
01 = BALLOTS CAST - DEMOCRATIC	7,057	100.00		
(CONTINUED FROM PREVIOUS PAGE)	01			
0285 WHEATLAND PCT 020	10			
0286 WHEATLAND PCT 021	26			
0287 WHEATLAND PCT 022	14			
0288 WHEATLAND PCT 023	19			
0289 WHEATLAND PCT 024	16			
0290 WHEATLAND PCT 025	17			
0291 WHEATLAND PCT 026	28			
0292 WHEATLAND PCT 027	38			
0293 WHEATLAND PCT 028	28			
0294 WHEATLAND PCT 029	21			
0295 WHEATLAND PCT 030	20			
0296 WILL PCT 001	0			
0297 WILMINGTON PCT 001	6			
0298 WILMINGTON PCT 002	9			
0299 WILMINGTON PCT 003	6			
0300 WILTON PCT 001	2			



DEMOCRATIC PARTY

PROVISIONAL VOTING

(BY PRECINCT)

ABSTRACT OF VOTES

WILL COUNTY, ILLINOIS
GENERAL PRIMARY ELECTION
MARCH 20, 2018
STATISTICS

(PROVISIONAL)

REPORT-EL52

PAGE 0001

01 = BALLOTS CAST - DEMOCRATIC

TOTAL PERCENT
918 100.00

TOTAL PERCENT

01

0001 CHANNAHON PCT 001	1
0002 CHANNAHON PCT 002	1
0003 CHANNAHON PCT 003	3
0004 CHANNAHON PCT 004	1
0005 CHANNAHON PCT 005	1
0006 CRETE PCT 001	6
0007 CRETE PCT 002	2
0008 CRETE PCT 003	1
0009 CRETE PCT 004	4
0010 CRETE PCT 005	2
0011 CRETE PCT 006	3
0012 CRETE PCT 007	9
0013 CRETE PCT 008	3
0014 CRETE PCT 009	3
0015 CRETE PCT 010	4
0016 CRETE PCT 011	4
0017 CRETE PCT 012	2
0018 CUSTER PCT 001	4
0019 DU PAGE PCT 001	8
0020 DU PAGE PCT 002	0
0021 DU PAGE PCT 003	1
0022 DU PAGE PCT 004	4
0023 DU PAGE PCT 005	2
0024 DU PAGE PCT 006	2
0025 DU PAGE PCT 007	0
0026 DU PAGE PCT 008	1
0027 DU PAGE PCT 009	3
0028 DU PAGE PCT 010	3
0029 DU PAGE PCT 011	2
0030 DU PAGE PCT 012	1
0031 DU PAGE PCT 013	5
0032 DU PAGE PCT 014	5
0033 DU PAGE PCT 015	0
0034 DU PAGE PCT 016	5
0035 DU PAGE PCT 017	4
0036 DU PAGE PCT 018	3
0037 DU PAGE PCT 019	3
0038 DU PAGE PCT 020	1
0039 DU PAGE PCT 021	1
0040 DU PAGE PCT 022	3
0041 DU PAGE PCT 023	0
0042 DU PAGE PCT 024	5
0043 DU PAGE PCT 025	0
0044 DU PAGE PCT 026	2
0045 DU PAGE PCT 027	2
0046 DU PAGE PCT 028	3
0047 DU PAGE PCT 029	0
0048 DU PAGE PCT 030	2
0049 DU PAGE PCT 031	0
0050 DU PAGE PCT 032	1
0051 DU PAGE PCT 033	3
0052 DU PAGE PCT 034	6
0053 DU PAGE PCT 035	1
0054 DU PAGE PCT 036	6
0055 DU PAGE PCT 037	0
0056 FLORENCE PCT 001	1

ABSTRACT OF VOTES

WILL COUNTY, ILLINOIS
GENERAL PRIMARY ELECTION
MARCH 20, 2018
STATISTICS

(PROVISIONAL)

REPORT-EL52

PAGE 0002

	TOTAL	PERCENT	TOTAL	PERCENT
01 = BALLOTS CAST - DEMOCRATIC	918	100.00		
(CONTINUED FROM PREVIOUS PAGE)			01	
0057 FRANKFORT PCT 001			1	
0058 FRANKFORT PCT 002			3	
0059 FRANKFORT PCT 003			2	
0060 FRANKFORT PCT 004			4	
0061 FRANKFORT PCT 005			5	
0062 FRANKFORT PCT 006			0	
0063 FRANKFORT PCT 007			2	
0064 FRANKFORT PCT 008			5	
0065 FRANKFORT PCT 009			1	
0066 FRANKFORT PCT 010			9	
0067 FRANKFORT PCT 011			0	
0068 FRANKFORT PCT 012			1	
0069 FRANKFORT PCT 013			5	
0070 FRANKFORT PCT 014			2	
0071 FRANKFORT PCT 015			5	
0072 FRANKFORT PCT 016			4	
0073 FRANKFORT PCT 017			4	
0074 FRANKFORT PCT 018			2	
0075 FRANKFORT PCT 019			3	
0076 FRANKFORT PCT 020			0	
0077 FRANKFORT PCT 021			4	
0078 FRANKFORT PCT 022			6	
0079 FRANKFORT PCT 023			2	
0080 FRANKFORT PCT 024			4	
0081 FRANKFORT PCT 025			2	
0082 FRANKFORT PCT 026			3	
0083 FRANKFORT PCT 027			0	
0084 FRANKFORT PCT 028			2	
0085 GREEN GARDEN PCT 001			3	
0086 GREEN GARDEN PCT 002			2	
0087 HOMER PCT 001			1	
0088 HOMER PCT 002			9	
0089 HOMER PCT 003			2	
0090 HOMER PCT 004			2	
0091 HOMER PCT 005			1	
0092 HOMER PCT 006			5	
0093 HOMER PCT 007			3	
0094 HOMER PCT 008			0	
0095 HOMER PCT 009			3	
0096 HOMER PCT 010			4	
0097 HOMER PCT 011			0	
0098 HOMER PCT 012			1	
0099 HOMER PCT 013			0	
0100 HOMER PCT 014			3	
0101 HOMER PCT 015			7	
0102 HOMER PCT 016			3	
0103 HOMER PCT 017			4	
0104 HOMER PCT 018			5	
0105 JACKSON PCT 001			4	
0106 JACKSON PCT 002			1	
0107 JOLIET PCT 001			2	
0108 JOLIET PCT 002			4	
0109 JOLIET PCT 003			2	
0110 JOLIET PCT 004			1	
0111 JOLIET PCT 005			5	
0112 JOLIET PCT 006			1	
0113 JOLIET PCT 007			3	

01 = BALLOTS CAST - DEMOCRATIC

TOTAL PERCENT
918 100.00

TOTAL PERCENT

(CONTINUED FROM PREVIOUS PAGE)	01
0114 JOLIET PCT 008	7
0115 JOLIET PCT 009	0
0116 JOLIET PCT 010	6
0117 JOLIET PCT 011	1
0118 JOLIET PCT 012	1
0119 JOLIET PCT 013	2
0120 JOLIET PCT 014	3
0121 JOLIET PCT 015	1
0122 JOLIET PCT 016	1
0123 JOLIET PCT 017	1
0124 JOLIET PCT 018	1
0125 JOLIET PCT 019	3
0126 JOLIET PCT 020	5
0127 JOLIET PCT 021	2
0128 JOLIET PCT 022	7
0129 JOLIET PCT 023	1
0130 JOLIET PCT 024	0
0131 JOLIET PCT 025	3
0132 JOLIET PCT 026	5
0133 JOLIET PCT 027	1
0134 JOLIET PCT 028	3
0135 JOLIET PCT 029	2
0136 JOLIET PCT 030	1
0137 JOLIET PCT 031	1
0138 JOLIET PCT 032	5
0139 JOLIET PCT 033	0
0140 JOLIET PCT 034	6
0141 JOLIET PCT 035	3
0142 JOLIET PCT 036	4
0143 JOLIET PCT 037	2
0144 LOCKPORT PCT 001	12
0145 LOCKPORT PCT 002	2
0146 LOCKPORT PCT 003	3
0147 LOCKPORT PCT 004	0
0148 LOCKPORT PCT 005	2
0149 LOCKPORT PCT 006	1
0150 LOCKPORT PCT 007	1
0151 LOCKPORT PCT 008	1
0152 LOCKPORT PCT 009	12
0153 LOCKPORT PCT 010	1
0154 LOCKPORT PCT 011	1
0155 LOCKPORT PCT 012	7
0156 LOCKPORT PCT 013	10
0157 LOCKPORT PCT 014	2
0158 LOCKPORT PCT 015	4
0159 LOCKPORT PCT 016	3
0160 LOCKPORT PCT 017	4
0161 LOCKPORT PCT 018	4
0162 LOCKPORT PCT 019	1
0163 LOCKPORT PCT 020	3
0164 LOCKPORT PCT 021	4
0165 LOCKPORT PCT 022	2
0166 LOCKPORT PCT 023	2
0167 LOCKPORT PCT 024	1
0168 MANHATTAN PCT 001	4
0169 MANHATTAN PCT 002	2
0170 MANHATTAN PCT 003	2

	TOTAL	PERCENT	TOTAL	PERCENT
01 = BALLOTS CAST - DEMOCRATIC	918	100.00		
(CONTINUED FROM PREVIOUS PAGE)			01	
0171 MANHATTAN PCT 004			3	
0172 MONEE PCT 001			9	
0173 MONEE PCT 002			8	
0174 MONEE PCT 003			5	
0175 MONEE PCT 004			5	
0176 MONEE PCT 005			5	
0177 MONEE PCT 006			3	
0178 MONEE PCT 007			12	
0179 MONEE PCT 008			3	
0180 NEW LENOX PCT 001			1	
0181 NEW LENOX PCT 002			5	
0182 NEW LENOX PCT 003			4	
0183 NEW LENOX PCT 004			4	
0184 NEW LENOX PCT 005			0	
0185 NEW LENOX PCT 006			2	
0186 NEW LENOX PCT 007			4	
0187 NEW LENOX PCT 008			3	
0188 NEW LENOX PCT 009			2	
0189 NEW LENOX PCT 010			3	
0190 NEW LENOX PCT 011			1	
0191 NEW LENOX PCT 012			0	
0192 NEW LENOX PCT 013			3	
0193 NEW LENOX PCT 014			7	
0194 NEW LENOX PCT 015			4	
0195 NEW LENOX PCT 016			2	
0196 NEW LENOX PCT 017			2	
0197 NEW LENOX PCT 018			3	
0198 NEW LENOX PCT 019			1	
0199 NEW LENOX PCT 020			3	
0200 PEOTONE PCT 001			6	
0201 PEOTONE PCT 002			1	
0202 PLAINFIELD PCT 001			2	
0203 PLAINFIELD PCT 002			2	
0204 PLAINFIELD PCT 003			0	
0205 PLAINFIELD PCT 004			0	
0206 PLAINFIELD PCT 005			1	
0207 PLAINFIELD PCT 006			2	
0208 PLAINFIELD PCT 007			2	
0209 PLAINFIELD PCT 008			0	
0210 PLAINFIELD PCT 009			6	
0211 PLAINFIELD PCT 010			3	
0212 PLAINFIELD PCT 011			1	
0213 PLAINFIELD PCT 012			4	
0214 PLAINFIELD PCT 013			5	
0215 PLAINFIELD PCT 014			1	
0216 PLAINFIELD PCT 015			0	
0217 PLAINFIELD PCT 016			3	
0218 PLAINFIELD PCT 017			3	
0219 PLAINFIELD PCT 018			0	
0220 PLAINFIELD PCT 019			0	
0221 PLAINFIELD PCT 020			8	
0222 PLAINFIELD PCT 021			4	
0223 PLAINFIELD PCT 022			1	
0224 PLAINFIELD PCT 023			4	
0225 PLAINFIELD PCT 024			6	
0226 PLAINFIELD PCT 025			3	
0227 PLAINFIELD PCT 026			0	

ABSTRACT OF VOTES

WILL COUNTY, ILLINOIS
GENERAL PRIMARY ELECTION
MARCH 20, 2018
STATISTICS

(PROVISIONAL)

REPORT-EL52

PAGE 0005

	TOTAL	PERCENT	TOTAL	PERCENT
01 = BALLOTS CAST - DEMOCRATIC	918	100.00		
(CONTINUED FROM PREVIOUS PAGE)			01	
0228 PLAINFIELD PCT 027			3	
0229 PLAINFIELD PCT 028			2	
0230 PLAINFIELD PCT 029			6	
0231 PLAINFIELD PCT 030			5	
0232 PLAINFIELD PCT 031			3	
0233 PLAINFIELD PCT 032			2	
0234 PLAINFIELD PCT 033			4	
0235 PLAINFIELD PCT 034			0	
0236 PLAINFIELD PCT 035			4	
0237 REED PCT 001			2	
0238 REED PCT 002			1	
0239 REED PCT 003			2	
0240 TROY PCT 001			9	
0241 TROY PCT 002			7	
0242 TROY PCT 003			0	
0243 TROY PCT 004			0	
0244 TROY PCT 005			4	
0245 TROY PCT 006			3	
0246 TROY PCT 007			6	
0247 TROY PCT 008			7	
0248 TROY PCT 009			2	
0249 TROY PCT 010			1	
0250 TROY PCT 011			5	
0251 TROY PCT 012			4	
0252 TROY PCT 013			10	
0253 TROY PCT 014			3	
0254 TROY PCT 015			2	
0255 TROY PCT 016			7	
0256 TROY PCT 017			1	
0257 TROY PCT 018			4	
0258 TROY PCT 019			2	
0259 TROY PCT 020			5	
0260 TROY PCT 021			4	
0261 TROY PCT 022			0	
0262 WASHINGTON PCT 001			1	
0263 WASHINGTON PCT 002			1	
0264 WASHINGTON PCT 003			1	
0265 WESLEY PCT 001			4	
0266 WHEATLAND PCT 001			6	
0267 WHEATLAND PCT 002			5	
0268 WHEATLAND PCT 003			0	
0269 WHEATLAND PCT 004			3	
0270 WHEATLAND PCT 005			7	
0271 WHEATLAND PCT 006			2	
0272 WHEATLAND PCT 007			6	
0273 WHEATLAND PCT 008			4	
0274 WHEATLAND PCT 009			6	
0275 WHEATLAND PCT 010			6	
0276 WHEATLAND PCT 011			9	
0277 WHEATLAND PCT 012			3	
0278 WHEATLAND PCT 013			5	
0279 WHEATLAND PCT 014			4	
0280 WHEATLAND PCT 015			3	
0281 WHEATLAND PCT 016			4	
0282 WHEATLAND PCT 017			10	
0283 WHEATLAND PCT 018			2	
0284 WHEATLAND PCT 019			5	

ABSTRACT OF VOTES


WILL COUNTY, ILLINOIS
GENERAL PRIMARY ELECTION
MARCH 20, 2018
STATISTICS

(PROVISIONAL)

REPORT-EL52

PAGE 0006

	TOTAL	PERCENT	TOTAL	PERCENT
01 = BALLOTS CAST - DEMOCRATIC	918	100.00		
(CONTINUED FROM PREVIOUS PAGE)	01			
0285 WHEATLAND PCT 020	0			
0286 WHEATLAND PCT 021	8			
0287 WHEATLAND PCT 022	5			
0288 WHEATLAND PCT 023	8			
0289 WHEATLAND PCT 024	2			
0290 WHEATLAND PCT 025	1			
0291 WHEATLAND PCT 026	4			
0292 WHEATLAND PCT 027	2			
0293 WHEATLAND PCT 028	1			
0294 WHEATLAND PCT 029	10			
0295 WHEATLAND PCT 030	1			
0296 WILL PCT 001	0			
0297 WILMINGTON PCT 001	5			
0298 WILMINGTON PCT 002	0			
0299 WILMINGTON PCT 003	0			
0300 WILTON PCT 001	5			



DEMOCRATIC PARTY

**CITY OF
AURORA
RESULTS**

SUMMARY REPORT
Run Date:04/09/18
RUN TIME:05:18 PM

Aurora Election Commission
2018 General Primary
March 20th 2018
STATISTICS

WILL COUNTY

VOTES PERCENT

PRECINCTS COUNTED (OF 7)	7	100.00
REGISTERED VOTERS - TOTAL	6,472	
REGISTERED VOTERS - REPUBLICAN	0	
REGISTERED VOTERS - DEMOCRATIC	0	
BALLOTS CAST - TOTAL	1,196	
BALLOTS CAST - REPUBLICAN	341	28.51
BALLOTS CAST - DEMOCRATIC	852	71.24
BALLOTS CAST - NONPARTISAN	3	.25
BALLOTS CAST - BLANK	0	
VOTER TURNOUT - TOTAL		18.48
VOTER TURNOUT - BLANK		

***** (REPUBLICAN) *****

GOVERNOR AND LT. GOVERNOR

(VOTE FOR) 1

RAUNER and SANGUINETTI	130	38.24
IVES and MORTHLAND	210	61.76

ATTORNEY GENERAL

(VOTE FOR) 1

ERIKA HAROLD	225	69.44
GARY GRASSO	99	30.56

SECRETARY OF STATE

(VOTE FOR) 1

JASON HELLAND	310	100.00
---------------	-----	--------

COMPTROLLER

(VOTE FOR) 1

DARLENE SENGER	311	100.00
----------------	-----	--------

TREASURER

(VOTE FOR) 1

JIM DODGE	309	100.00
-----------	-----	--------

D14 REP IN CNG 14TH DIST

(VOTE FOR) 1

RANDALL M. "RANDY" HULTGREN	302	100.00
-----------------------------	-----	--------

D42 STATE SENATOR 42ND DISTRICT

(VOTE FOR) 1

NO CANDIDATE	0	
--------------	---	--

D84 REP. IN THE G.A. 84TH DIST

(VOTE FOR) 1

PATTY SMITH	313	100.00
-------------	-----	--------

D97 REP. IN THE G.A. 97TH DIST

(VOTE FOR) 1

MARK BATINICK	0	
---------------	---	--

COUNTY CLERK (WILL)			
(VOTE FOR) 1			
Laurie McPhillips	312	100.00	
CO. TREASURER (WILL)			
(VOTE FOR) 1			
Steve Weber	311	100.00	
CO. SHERIFF (WILL)			
(VOTE FOR) 1			
Jim Reilly	312	100.00	
REG. SUPT OF SCHOOLS-G/K G/K			
(VOTE FOR) 1			
Christopher D Mehochko	305	100.00	
WILL CO. BD. MBR. DIST. 5W			
(VOTE FOR) 2			
Gretchen Fritz	233	49.68	
Darren Bennefield	236	50.32	
D12 CIRC. CT. JDG-ROZAK CIRC. 12			
(VOTE FOR) 1			
Ben Braun	309	100.00	
D12 CIRC. CT. JDG-POLICANDRIOTES CIRC. 12			
(VOTE FOR) 1			
Victoria McKay Kennison	302	100.00	
PCT. COMMITTEEMAN WARD 9 PRECINCT 4			
WARD 9 PRECINCT 4 (Prec-0066)			
(VOTE FOR) 1			
Carolyn Humphrey	42	100.00	
PCT. COMMITTEEMAN WARD 9 PRECINCT 5			
WARD 9 PRECINCT 5 (Prec-0067)			
(VOTE FOR) 1			
Vlad Titarchuk	42	100.00	
PCT. COMMITTEEMAN WARD 9 PRECINCT 6			
WARD 9 PRECINCT 6 (Prec-0068)			
(VOTE FOR) 1			
Crystal L. Pace	29	100.00	
PCT. COMMITTEEMAN WARD 9 PRECINCT 7			
WARD 9 PRECINCT 7 (Prec-0069)			
(VOTE FOR) 1			
NO CANDIDATE	0		
PCT. COMMITTEEMAN WARD 9 PRECINCT 8			
WARD 9 PRECINCT 8 (Prec-0070)			
(VOTE FOR) 1			
NO CANDIDATE	0		
PCT. COMMITTEEMAN WARD 9 PRECINCT 9			
WARD 9 PRECINCT 9 (Prec-0071)			
(VOTE FOR) 1			
Kerry H. Pace	75	100.00	
PCT. COMMITTEEMAN WARD 9 PRECINCT 10			

WARD 9 PRECINCT 10 (Prec-0072)

(VOTE FOR) 1

NO CANDIDATE 0

***** (DEMOCRATIC) *****

GOVERNOR AND LT. GOVERNOR

(VOTE FOR) 1

PRITZKER and STRATTON	339	39.98
KENNEDY and JOY	190	22.41
BISS and WALLACE	310	36.56
DAIBER and TODD	3	.35
HARDIMAN and AVERY	4	.47
MARSHALL and COLE.	2	.24

ATTORNEY GENERAL

(VOTE FOR) 1

PAT QUINN	180	21.56
RENATO MARIOTTI	31	3.71
SCOTT DRURY.	69	8.26
NANCY ROTERING.	97	11.62
KWAME RAOUL.	287	34.37
JESSE RUIZ	36	4.31
SHARON FAIRLEY.	108	12.93
AARON GOLDSTEIN	27	3.23

SECRETARY OF STATE

(VOTE FOR) 1

JESSE WHITE.	815	100.00
----------------------	-----	--------

COMPROLLER

(VOTE FOR) 1

SUSANA A. MENDOZA.	775	100.00
----------------------------	-----	--------

TREASURER

(VOTE FOR) 1

MICHAEL W. FRERICHS	746	100.00
-------------------------------	-----	--------

D14 REP IN CNG 14TH DIST

(VOTE FOR) 1

VICTOR SWANSON.	51	6.41
JOHN J. HOSTA	43	5.40
MATTHEW BROLLEY	122	15.33
GEORGE WEBER	30	3.77
LAUREN UNDERWOOD	484	60.80
JIM WALZ.	42	5.28
DANIEL ROLDAN-JOHNSON	24	3.02

D14 ST.CNTRL.COMMITTEEWOMAN 14TH DIST

(VOTE FOR) 1

KRISTINA ZAHORIK	368	50.55
ALISON SQUIRES.	360	49.45

D14 ST.CNTRL.COMMITTEEMAN 14TH DIST

(VOTE FOR) 1

MARK GUETHLE	340	46.90
PETER JANKO.	385	53.10

D42 STATE SENATOR 42ND DISTRICT

(VOTE FOR) 1

LINDA HOLMES	782	100.00
D84 REP. IN THE G.A. 84TH DIST		
(VOTE FOR) 1		
STEPHANIE A. KIFOWIT.	780	100.00
D97 REP. IN THE G.A. 97TH DIST		
(VOTE FOR) 1		
MICA FREEMAN	0	
COUNTY CLERK (WILL)		
(VOTE FOR) 1		
LAUREN STALEY-FERRY	502	68.67
DENISE MUSHRO-RUMCHAK	229	31.33
CO. TREASURER (WILL)		
(VOTE FOR) 1		
NO CANDIDATE	0	
CO. SHERIFF (WILL)		
(VOTE FOR) 1		
MIKE KELLEY.	722	100.00
REG. SUPT OF SCHOOLS-G/K G/K		
(VOTE FOR) 1		
NO CANDIDATE	0	
WILL CO. BD. MBR. DIST. 5W		
(VOTE FOR) 2		
META MUELLER	585	61.06
MAZYAR M. HEDAYAT.	373	38.94
D12 CIRC. CT. JDG-ROZAK CIRC. 12		
(VOTE FOR) 1		
DAVID GARCIA	332	45.23
MOIRA K. DUNN	262	35.69
DANIEL O'CONNELL	140	19.07
D12 CIRC. CT. JDG-POLICANDRIOTES CIRC. 12		
(VOTE FOR) 1		
VINCENT F. CORNELIUS.	707	100.00
PCT. COMMITTEEMAN WARD 9 PRECINCT 4		
WARD 9 PRECINCT 4 (Prec-0066)		
(VOTE FOR) 1		
META MUELLER	111	100.00
PCT. COMMITTEEMAN WARD 9 PRECINCT 5		
WARD 9 PRECINCT 5 (Prec-0067)		
(VOTE FOR) 1		
NO CANDIDATE	0	
PCT. COMMITTEEMAN WARD 9 PRECINCT 6		
WARD 9 PRECINCT 6 (Prec-0068)		
(VOTE FOR) 1		
NO CANDIDATE	0	
PCT. COMMITTEEMAN WARD 9 PRECINCT 7		
WARD 9 PRECINCT 7 (Prec-0069)		
(VOTE FOR) 1		

NO CANDIDATE	0	
PCT. COMMITTEEMAN WARD 9 PRECINCT 8		
WARD 9 PRECINCT 8 (Prec-0070)		
(VOTE FOR) 1		
EDWARD J. BUGG.	145	100.00
PCT. COMMITTEEMAN WARD 9 PRECINCT 9		
WARD 9 PRECINCT 9 (Prec-0071)		
(VOTE FOR) 1		
NO CANDIDATE	0	
PCT. COMMITTEEMAN WARD 9 PRECINCT 10		
WARD 9 PRECINCT 10 (Prec-0072)		
(VOTE FOR) 1		
NO CANDIDATE	0	
***** (NONPARTISAN) *****		
FOX VALLEY PARK FOX VALLEY		
(VOTE FOR) 1		
YES	356	32.30
NO.	746	67.70
CITY OF AURORA QUESTION		
(VOTE FOR) 1		
YES	552	52.27
NO.	504	47.73

PRECINCT REPORT Aurora Election Commission WILL COUNTY
 Run Date:04/09/18 2018 General Primary
 RUN TIME:05:29 PM March 20th 2018
 STATISTICS

0066 WARD 9 PRECINCT 4

	VOTES	PERCENT
REGISTERED VOTERS - TOTAL	1046	
REGISTERED VOTERS - REPUBLICAN	0	
REGISTERED VOTERS - DEMOCRATIC	0	
BALLOTS CAST - TOTAL.	168	
BALLOTS CAST - REPUBLICAN	47	27.98
BALLOTS CAST - DEMOCRATIC	121	72.02
BALLOTS CAST - NONPARTISAN.	0	
BALLOTS CAST - BLANK.	0	
VOTER TURNOUT - TOTAL		16.06
VOTER TURNOUT - BLANK		

***** (REPUBLICAN) *****

GOVERNOR AND LT. GOVERNOR

(VOTE FOR) 1
 RAUNER and SANGUINETTI 22 46.81
 IVES and MORTHLAND 25 53.19

ATTORNEY GENERAL

(VOTE FOR) 1
 ERIKA HAROLD 31 67.39
 GARY GRASSO. 15 32.61

SECRETARY OF STATE

(VOTE FOR) 1
 JASON HELLAND 46 100.00

COMPTROLLER

(VOTE FOR) 1
 DARLENE SENGER. 44 100.00

TREASURER

(VOTE FOR) 1
 JIM DODGE 45 100.00

D14 REP IN CNG 14TH DIST

(VOTE FOR) 1
 RANDALL M. "RANDY" HULTGREN 45 100.00

D42 STATE SENATOR 42ND DISTRICT

(VOTE FOR) 1
 NO CANDIDATE 0

D84 REP. IN THE G.A. 84TH DIST

(VOTE FOR) 1			
PATTY SMITH.	45	100.00	
COUNTY CLERK (WILL)			
(VOTE FOR) 1			
LAURIE McPHILLIPS.	46	100.00	
CO.TREASURER (WILL)			
(VOTE FOR) 1			
STEVE WEBER.	44	100.00	
CO.SHERIFF (WILL)			
(VOTE FOR) 1			
JIM REILLY	44	100.00	
REG.SUPT OF SCHOOLS-G/K G/K			
(VOTE FOR) 1			
CHRISTOPHER D MEHOCHKO	43	100.00	
WILL CO.BD.MBR. DIST. 5W			
(VOTE FOR) 2			
GRETCHEN FRITZ.	32	47.06	
DARREN BENNEFIELD.	36	52.94	
D12 CIRC.CT.JDG-ROZAK CIRC. 12			
(VOTE FOR) 1			
BEN BRAUN	42	100.00	
D12 CIRC.CT.JDG-POLICANDRIOTES CIRC. 12			
(VOTE FOR) 1			
VICTORIA McKAY KENNISON.	42	100.00	
PCT. COMMITTEEMAN WARD 9 PRECINCT 4			
WARD 9 PRECINCT 4 (Prec-0066)			
(VOTE FOR) 1			
CAROLYN HUMPHREY	42	100.00	
***** (DEMOCRATIC) *****			
GOVERNOR AND LT. GOVERNOR			
(VOTE FOR) 1			
PRITZKER and STRATTON	46	38.66	
KENNEDY and JOY	28	23.53	
BISS and WALLACE	45	37.82	
DAIBER and TODD	0		
HARDIMAN and AVERY	0		
MARSHALL and COLE.	0		
ATTORNEY GENERAL			
(VOTE FOR) 1			
PAT QUINN	31	26.50	
RENATO MARIOTTI	4	3.42	

SCOTT DRURY.	7	5.98
NANCY ROTERING.	18	15.38
KWAME RAOUL.	33	28.21
JESSE RUIZ	2	1.71
SHARON FAIRLEY.	21	17.95
AARON GOLDSTEIN	1	.85

SECRETARY OF STATE

(VOTE FOR) 1

JESSE WHITE.	116	100.00
----------------------	-----	--------

COMPTROLLER

(VOTE FOR) 1

SUSANA A. MENDOZA.	112	100.00
----------------------------	-----	--------

TREASURER

(VOTE FOR) 1

MICHAEL W. FRERICHS	109	100.00
-------------------------------	-----	--------

D14 REP IN CNG 14TH DIST

(VOTE FOR) 1

VICTOR SWANSON.	8	6.90
JOHN J. HOSTA	2	1.72
MATTHEW BROLLEY	15	12.93
GEORGE WEBER	4	3.45
LAUREN UNDERWOOD	75	64.66
JIM WALZ.	3	2.59
DANIEL ROLDAN-JOHNSON	9	7.76

D14 ST.CNTRL.COMMITTEEWOMAN 14TH DIST

(VOTE FOR) 1

KRISTINA ZAHORIK	48	45.71
ALISON SQUIRES.	57	54.29

D14 ST.CNTRL.COMMITTEEMAN 14TH DIST

(VOTE FOR) 1

MARK GUETHLE	57	52.78
PETER JANKO.	51	47.22

D42 STATE SENATOR 42ND DISTRICT

(VOTE FOR) 1

LINDA HOLMES	115	100.00
------------------------	-----	--------

D84 REP.IN THE G.A. 84TH DIST

(VOTE FOR) 1

STEPHANIE A. KIFOWIT.	115	100.00
-------------------------------	-----	--------

COUNTY CLERK (WILL)

(VOTE FOR) 1

LAUREN STALEY-FERRY	76	69.72
DENISE MUSHRO-RUMCHAK	33	30.28

CO.TREASURER (WILL)
 (VOTE FOR) 1
 NO CANDIDATE 0

CO.SHERIFF (WILL)
 (VOTE FOR) 1
 MIKE KELLEY. 107 100.00

REG.SUPT OF SCHOOLS-G/K G/K
 (VOTE FOR) 1
 NO CANDIDATE 0

WILL CO.BD.MBR. DIST. 5W
 (VOTE FOR) 2
 META MUELLER 96 61.94
 MAZYAR M. HEDAYAT. 59 38.06

D12 CIRC.CT.JDG-ROZAK CIRC. 12
 (VOTE FOR) 1
 DAVID GARCIA 48 44.04
 MOIRA K. DUNN 38 34.86
 DANIEL O'CONNELL 23 21.10

D12 CIRC.CT.JDG-POLICANDRIOTES CIRC. 12
 (VOTE FOR) 1
 VINCENT F. CORNELIUS. 109 100.00

PCT. COMMITTEEMAN WARD 9 PRECINCT 4
 WARD 9 PRECINCT 4 (Prec-0066)
 (VOTE FOR) 1
 META MUELLER 111 100.00

***** (NONPARTISAN) *****

FOX VALLEY PARK FOX VALLEY
 (VOTE FOR) 1
 YES 54 34.18
 NO. 104 65.82

CITY OF AURORA QUESTION
 (VOTE FOR) 1
 YES 72 48.00
 NO. 78 52.00

PRECINCT REPORT Aurora Election Commission WILL COUNTY
 Run Date:04/09/18 2018 General Primary
 RUN TIME:05:29 PM March 20th 2018
 STATISTICS

0067 WARD 9 PRECINCT 5
 VOTES PERCENT
 REGISTERED VOTERS - TOTAL 866

REGISTERED VOTERS - REPUBLICAN	0	
REGISTERED VOTERS - DEMOCRATIC	0	
BALLOTS CAST - TOTAL	163	
BALLOTS CAST - REPUBLICAN	52	31.90
BALLOTS CAST - DEMOCRATIC	111	68.10
BALLOTS CAST - NONPARTISAN.	0	
BALLOTS CAST - BLANK.	0	
VOTER TURNOUT - TOTAL		18.82
VOTER TURNOUT - BLANK		

***** (REPUBLICAN) *****

GOVERNOR AND LT. GOVERNOR

(VOTE FOR) 1

RAUNER and SANGUINETTI	19	37.25
IVES and MORTHLAND	32	62.75

ATTORNEY GENERAL

(VOTE FOR) 1

ERIKA HAROLD	27	57.45
GARY GRASSO.	20	42.55

SECRETARY OF STATE

(VOTE FOR) 1

JASON HELLAND	45	100.00
-------------------------	----	--------

COMPTROLLER

(VOTE FOR) 1

DARLENE SENGER.	46	100.00
-------------------------	----	--------

TREASURER

(VOTE FOR) 1

JIM DODGE	45	100.00
---------------------	----	--------

D14 REP IN CNG 14TH DIST

(VOTE FOR) 1

RANDALL M. "RANDY" HULTGREN	44	100.00
---------------------------------------	----	--------

D42 STATE SENATOR 42ND DISTRICT

(VOTE FOR) 1

NO CANDIDATE	0	
------------------------	---	--

D84 REP. IN THE G.A. 84TH DIST

(VOTE FOR) 1

PATTY SMITH.	46	100.00
----------------------	----	--------

COUNTY CLERK (WILL)

(VOTE FOR) 1

LAURIE McPHILLIPS.	45	100.00
----------------------------	----	--------

CO. TREASURER (WILL)

(VOTE FOR) 1		
STEVE WEBER.	45	100.00
CO.SHERIFF (WILL)		
(VOTE FOR) 1		
JIM REILLY	45	100.00
REG.SUPT OF SCHOOLS-G/K G/K		
(VOTE FOR) 1		
CHRISTOPHER D MEHOCHKO	45	100.00
WILL CO.BD.MBR. DIST. 5W		
(VOTE FOR) 2		
GRETCHEN FRITZ.	33	47.83
DARREN BENNEFIELD.	36	52.17
D12 CIRC.CT.JDG-ROZAK CIRC. 12		
(VOTE FOR) 1		
BEN BRAUN	45	100.00
D12 CIRC.CT.JDG-POLICANDRIOTES CIRC. 12		
(VOTE FOR) 1		
VICTORIA McKAY KENNISON.	43	100.00
PCT. COMMITTEEMAN WARD 9 PRECINCT 5		
WARD 9 PRECINCT 5 (Prec-0067)		
(VOTE FOR) 1		
VLAD TITARCHUK.	42	100.00
***** (DEMOCRATIC) *****		
GOVERNOR AND LT. GOVERNOR		
(VOTE FOR) 1		
PRITZKER and STRATTON	55	50.00
KENNEDY and JOY	25	22.73
BISS and WALLACE	29	26.36
DAIBER and TODD	0	
HARDIMAN and AVERY	0	
MARSHALL and COLE.	1	.91
ATTORNEY GENERAL		
(VOTE FOR) 1		
PAT QUINN	21	19.44
RENATO MARIOTTI	5	4.63
SCOTT DRURY.	6	5.56
NANCY ROTERING.	12	11.11
KWAME RAOUL.	47	43.52
JESSE RUIZ	4	3.70
SHARON FAIRLEY.	9	8.33
AARON GOLDSTEIN	4	3.70
SECRETARY OF STATE		
(VOTE FOR) 1		

JESSE WHITE.	106	100.00
COMPTROLLER		
(VOTE FOR) 1		
SUSANA A. MENDOZA.	103	100.00
TREASURER		
(VOTE FOR) 1		
MICHAEL W. FRERICHS	100	100.00
D14 REP IN CNG 14TH DIST		
(VOTE FOR) 1		
VICTOR SWANSON.	3	2.86
JOHN J. HOSTA	5	4.76
MATTHEW BROLLEY	15	14.29
GEORGE WEBER	6	5.71
LAUREN UNDERWOOD	69	65.71
JIM WALZ.	5	4.76
DANIEL ROLDAN-JOHNSON	2	1.90
D14 ST.CNTRL.COMMITTEEWOMAN 14TH DIST		
(VOTE FOR) 1		
KRISTINA ZAHORIK	43	44.33
ALISON SQUIRES.	54	55.67
D14 ST.CNTRL.COMMITTEEMAN 14TH DIST		
(VOTE FOR) 1		
MARK GUETHLE	42	42.86
PETER JANKO.	56	57.14
D42 STATE SENATOR 42ND DISTRICT		
(VOTE FOR) 1		
LINDA HOLMES	101	100.00
D84 REP.IN THE G.A. 84TH DIST		
(VOTE FOR) 1		
STEPHANIE A. KIFOWIT.	103	100.00
COUNTY CLERK (WILL)		
(VOTE FOR) 1		
LAUREN STALEY-FERRY	64	66.67
DENISE MUSHRO-RUMCHAK	32	33.33
CO.TREASURER (WILL)		
(VOTE FOR) 1		
NO CANDIDATE	0	
CO.SHERIFF (WILL)		
(VOTE FOR) 1		
MIKE KELLEY.	94	100.00

REG.SUPT OF SCHOOLS-G/K G/K
(VOTE FOR) 1
NO CANDIDATE 0

WILL CO.BD.MBR. DIST. 5W
(VOTE FOR) 2
META MUELLER 76 65.52
MAZYAR M. HEDAYAT. 40 34.48

D12 CIRC.CT.JDG-ROZAK CIRC. 12
(VOTE FOR) 1
DAVID GARCIA 47 48.96
MOIRA K. DUNN 30 31.25
DANIEL O'CONNELL 19 19.79

D12 CIRC.CT.JDG-POLICANDRIOTES CIRC. 12
(VOTE FOR) 1
VINCENT F. CORNELIUS. 95 100.00

PCT. COMMITTEEMAN WARD 9 PRECINCT 5
WARD 9 PRECINCT 5 (Prec-0067)
(VOTE FOR) 1
NO CANDIDATE 0

***** (NONPARTISAN) *****

FOX VALLEY PARK FOX VALLEY
(VOTE FOR) 1
YES 32 22.07
NO. 113 77.93

CITY OF AURORA QUESTION
(VOTE FOR) 1
YES 75 53.19
NO. 66 46.81

PRECINCT REPORT Aurora Election Commission WILL COUNTY
Run Date:04/09/18 2018 General Primary
RUN TIME:05:29 PM March 20th 2018
 STATISTICS

0068 WARD 9 PRECINCT 6

	VOTES	PERCENT
REGISTERED VOTERS - TOTAL	911	
REGISTERED VOTERS - REPUBLICAN	0	
REGISTERED VOTERS - DEMOCRATIC	0	
BALLOTS CAST - TOTAL.	149	
BALLOTS CAST - REPUBLICAN	32	21.48
BALLOTS CAST - DEMOCRATIC	116	77.85
BALLOTS CAST - NONPARTISAN.	1	.67
BALLOTS CAST - BLANK.	0	
VOTER TURNOUT - TOTAL		16.36
VOTER TURNOUT - BLANK		

***** (REPUBLICAN) *****

GOVERNOR AND LT. GOVERNOR		
(VOTE FOR)	1	
RAUNER and SANGUINETTI	11	34.38
IVES and MORTHLAND	21	65.63
ATTORNEY GENERAL		
(VOTE FOR)	1	
ERIKA HAROLD	19	59.38
GARY GRASSO.	13	40.63
SECRETARY OF STATE		
(VOTE FOR)	1	
JASON HELLAND	31	100.00
COMPTROLLER		
(VOTE FOR)	1	
DARLENE SENGER.	31	100.00
TREASURER		
(VOTE FOR)	1	
JIM DODGE	31	100.00
D14 REP IN CNG 14TH DIST		
(VOTE FOR)	1	
RANDALL M. "RANDY" HULTGREN	30	100.00
D42 STATE SENATOR 42ND DISTRICT		
(VOTE FOR)	1	
NO CANDIDATE	0	
D84 REP. IN THE G.A. 84TH DIST		
(VOTE FOR)	1	
PATTY SMITH.	31	100.00
COUNTY CLERK (WILL)		
(VOTE FOR)	1	
Laurie McPhillips.	31	100.00
CO. TREASURER (WILL)		
(VOTE FOR)	1	
STEVE WEBER.	31	100.00
CO. SHERIFF (WILL)		
(VOTE FOR)	1	
JIM REILLY	31	100.00
REG. SUPT OF SCHOOLS-G/K G/K		
(VOTE FOR)	1	

CHRISTOPHER D MEHOCHKO	31	100.00
WILL CO.BD.MBR. DIST. 5W		
(VOTE FOR) 2		
GRETCHEN FRITZ.	24	50.00
DARREN BENNEFIELD.	24	50.00
D12 CIRC.CT.JDG-ROZAK CIRC. 12		
(VOTE FOR) 1		
BEN BRAUN	31	100.00
D12 CIRC.CT.JDG-POLICANDRIOTES CIRC. 12		
(VOTE FOR) 1		
VICTORIA McKAY KENNISON.	30	100.00
PCT. COMMITTEEMAN WARD 9 PRECINCT 6		
WARD 9 PRECINCT 6 (Prec-0068)		
(VOTE FOR) 1		
CRYSTAL L. PACE	29	100.00
***** (DEMOCRATIC) *****		
GOVERNOR AND LT. GOVERNOR		
(VOTE FOR) 1		
PRITZKER and STRATTON	55	47.83
KENNEDY and JOY	17	14.78
BISS and WALLACE	40	34.78
DAIBER and TODD	1	.87
HARDIMAN and AVERY	2	1.74
MARSHALL and COLE.	0	
ATTORNEY GENERAL		
(VOTE FOR) 1		
PAT QUINN	25	21.93
RENATO MARIOTTI	4	3.51
SCOTT DRURY.	9	7.89
NANCY ROTERING.	12	10.53
KWAME RAOUL.	40	35.09
JESSE RUIZ	8	7.02
SHARON FAIRLEY.	11	9.65
AARON GOLDSTEIN	5	4.39
SECRETARY OF STATE		
(VOTE FOR) 1		
JESSE WHITE.	113	100.00
COMPTROLLER		
(VOTE FOR) 1		
SUSANA A. MENDOZA.	106	100.00
TREASURER		
(VOTE FOR) 1		

MICHAEL W. FRERICHS	101	100.00
D14 REP IN CNG 14TH DIST		
(VOTE FOR) 1		
VICTOR SWANSON.	3	2.94
JOHN J. HOSTA	10	9.80
MATTHEW BROLLEY	17	16.67
GEORGE WEBER	7	6.86
LAUREN UNDERWOOD	51	50.00
JIM WALZ.	11	10.78
DANIEL ROLDAN-JOHNSON	3	2.94
D14 ST.CNTRL.COMMITTEEWOMAN 14TH DIST		
(VOTE FOR) 1		
KRISTINA ZAHORIK	63	61.17
ALISON SQUIRES.	40	38.83
D14 ST.CNTRL.COMMITTEEMAN 14TH DIST		
(VOTE FOR) 1		
MARK GUETHLE	47	46.53
PETER JANKO.	54	53.47
D42 STATE SENATOR 42ND DISTRICT		
(VOTE FOR) 1		
LINDA HOLMES	107	100.00
D84 REP.IN THE G.A. 84TH DIST		
(VOTE FOR) 1		
STEPHANIE A. KIFOWIT.	102	100.00
COUNTY CLERK (WILL)		
(VOTE FOR) 1		
LAUREN STALEY-FERRY	73	72.28
DENISE MUSHRO-RUMCHAK	28	27.72
CO.TREASURER (WILL)		
(VOTE FOR) 1		
NO CANDIDATE	0	
CO.SHERIFF (WILL)		
(VOTE FOR) 1		
MIKE KELLEY.	100	100.00
REG.SUPT OF SCHOOLS-G/K G/K		
(VOTE FOR) 1		
NO CANDIDATE	0	
WILL CO.BD.MBR. DIST. 5W		
(VOTE FOR) 2		
META MUELLER	82	59.42
MAZYAR M. HEDAYAT.	56	40.58

D12 CIRC.CT.JDG-ROZAK CIRC. 12

(VOTE FOR) 1		
DAVID GARCIA	50	49.02
MOIRA K. DUNN	30	29.41
DANIEL O'CONNELL	22	21.57

D12 CIRC.CT.JDG-POLICANDRIOTES CIRC. 12

(VOTE FOR) 1		
VINCENT F. CORNELIUS.	96	100.00

PCT. COMMITTEEMAN WARD 9 PRECINCT 6

WARD 9 PRECINCT 6 (Prec-0068)

(VOTE FOR) 1		
NO CANDIDATE	0	

***** (NONPARTISAN) *****

FOX VALLEY PARK FOX VALLEY

(VOTE FOR) 1		
YES	46	32.62
NO.	95	67.38

CITY OF AURORA QUESTION

(VOTE FOR) 1		
YES	59	44.36
NO.	74	55.64

PRECINCT REPORT	Aurora Election Commission	WILL COUNTY
Run Date:04/09/18	2018 General Primary	
RUN TIME:05:29 PM	March 20th 2018	
	STATISTICS	

0069 WARD 9 PRECINCT 7

VOTES PERCENT

REGISTERED VOTERS - TOTAL	1110	
REGISTERED VOTERS - REPUBLICAN	0	
REGISTERED VOTERS - DEMOCRATIC	0	
BALLOTS CAST - TOTAL.	225	
BALLOTS CAST - REPUBLICAN	62	27.56
BALLOTS CAST - DEMOCRATIC	163	72.44
BALLOTS CAST - NONPARTISAN.	0	
BALLOTS CAST - BLANK.	0	
VOTER TURNOUT - TOTAL		20.27
VOTER TURNOUT - BLANK		

***** (REPUBLICAN) *****

GOVERNOR AND LT. GOVERNOR

(VOTE FOR) 1		
RAUNER and SANGUINETTI	21	33.87
IVES and MORTHLAND	41	66.13

ATTORNEY GENERAL

(VOTE FOR) 1		
--------------	--	--

ERIKA HAROLD	38	64.41
GARY GRASSO.	21	35.59
SECRETARY OF STATE		
(VOTE FOR) 1		
JASON HELLAND	57	100.00
COMPTROLLER		
(VOTE FOR) 1		
DARLENE SENGER.	56	100.00
TREASURER		
(VOTE FOR) 1		
JIM DODGE	57	100.00
D14 REP IN CNG 14TH DIST		
(VOTE FOR) 1		
RANDALL M. "RANDY" HULTGREN	57	100.00
D42 STATE SENATOR 42ND DISTRICT		
(VOTE FOR) 1		
NO CANDIDATE	0	
D84 REP.IN THE G.A. 84TH DIST		
(VOTE FOR) 1		
PATTY SMITH.	56	100.00
COUNTY CLERK (WILL)		
(VOTE FOR) 1		
LAURIE McPHILLIPS.	57	100.00
CO.TREASURER (WILL)		
(VOTE FOR) 1		
STEVE WEBER.	57	100.00
CO.SHERIFF (WILL)		
(VOTE FOR) 1		
JIM REILLY	57	100.00
REG.SUPT OF SCHOOLS-G/K G/K		
(VOTE FOR) 1		
CHRISTOPHER D MEHOCHKO	56	100.00
WILL CO.BD.MBR. DIST. 5W		
(VOTE FOR) 2		
GRETCHEN FRITZ.	39	49.37
DARREN BENNEFIELD.	40	50.63
D12 CIRC.CT.JDG-ROZAK CIRC. 12		

(VOTE FOR) 1
 BEN BRAUN 56 100.00

D12 CIRC.CT.JDG-POLICANDRIOTES CIRC. 12
 (VOTE FOR) 1
 VICTORIA McKAY KENNISON. 56 100.00

PCT. COMMITTEEMAN WARD 9 PRECINCT 7
 WARD 9 PRECINCT 7 (Prec-0069)
 (VOTE FOR) 1
 NO CANDIDATE 0

***** (DEMOCRATIC) *****

GOVERNOR AND LT. GOVERNOR
 (VOTE FOR) 1
 PRITZKER and STRATTON 54 33.13
 KENNEDY and JOY 42 25.77
 BISS and WALLACE 67 41.10
 DAIBER and TODD 0
 HARDIMAN and AVERY 0
 MARSHALL and COLE. 0

ATTORNEY GENERAL
 (VOTE FOR) 1
 PAT QUINN 30 18.52
 RENATO MARIOTTI 7 4.32
 SCOTT DRURY. 20 12.35
 NANCY ROTERING. 18 11.11
 KWAME RAOUL. 43 26.54
 JESSE RUIZ 10 6.17
 SHARON FAIRLEY. 28 17.28
 AARON GOLDSTEIN 6 3.70

SECRETARY OF STATE
 (VOTE FOR) 1
 JESSE WHITE. 153 100.00

COMPROLLER
 (VOTE FOR) 1
 SUSANA A. MENDOZA. 144 100.00

TREASURER
 (VOTE FOR) 1
 MICHAEL W. FRERICHS 140 100.00

D14 REP IN CNG 14TH DIST
 (VOTE FOR) 1
 VICTOR SWANSON. 14 9.09
 JOHN J. HOSTA 9 5.84
 MATTHEW BROLLEY 15 9.74
 GEORGE WEBER 3 1.95
 LAUREN UNDERWOOD 101 65.58

JIM WALZ.	10	6.49
DANIEL ROLDAN-JOHNSON	2	1.30
D14 ST.CNTRL.COMMITTEEWOMAN 14TH DIST		
(VOTE FOR) 1		
KRISTINA ZAHORIK	75	53.96
ALISON SQUIRES.	64	46.04
D14 ST.CNTRL.COMMITTEEMAN 14TH DIST		
(VOTE FOR) 1		
MARK GUETHLE	65	47.79
PETER JANKO.	71	52.21
D42 STATE SENATOR 42ND DISTRICT		
(VOTE FOR) 1		
LINDA HOLMES	147	100.00
D84 REP.IN THE G.A. 84TH DIST		
(VOTE FOR) 1		
STEPHANIE A. KIFOWIT.	146	100.00
COUNTY CLERK (WILL)		
(VOTE FOR) 1		
LAUREN STALEY-FERRY	95	69.85
DENISE MUSHRO-RUMCHAK	41	30.15
CO.TREASURER (WILL)		
(VOTE FOR) 1		
NO CANDIDATE	0	
CO.SHERIFF (WILL)		
(VOTE FOR) 1		
MIKE KELLEY.	135	100.00
REG.SUPT OF SCHOOLS-G/K G/K		
(VOTE FOR) 1		
NO CANDIDATE	0	
WILL CO.BD.MBR. DIST. 5W		
(VOTE FOR) 2		
META MUELLER	106	56.99
MAZYAR M. HEDAYAT.	80	43.01
D12 CIRC.CT.JDG-ROZAK CIRC. 12		
(VOTE FOR) 1		
DAVID GARCIA	62	45.26
MOIRA K. DUNN	52	37.96
DANIEL O'CONNELL	23	16.79
D12 CIRC.CT.JDG-POLICANDRIOTES CIRC. 12		

(VOTE FOR) 1
 VINCENT F. CORNELIUS. 133 100.00

PCT. COMMITTEEMAN WARD 9 PRECINCT 7
 WARD 9 PRECINCT 7 (Prec-0069)

(VOTE FOR) 1
 NO CANDIDATE 0

***** (NONPARTISAN) *****

FOX VALLEY PARK FOX VALLEY

(VOTE FOR) 1
 YES 60 29.13
 NO. 146 70.87

CITY OF AURORA QUESTION

(VOTE FOR) 1
 YES 93 46.04
 NO. 109 53.96

PRECINCT REPORT Aurora Election Commission WILL COUNTY
 Run Date:04/09/18 2018 General Primary
 RUN TIME:05:29 PM March 20th 2018
 STATISTICS

0070 WARD 9 PRECINCT 8

VOTES PERCENT

REGISTERED VOTERS - TOTAL 1059
 REGISTERED VOTERS - REPUBLICAN 0
 REGISTERED VOTERS - DEMOCRATIC 0
 BALLOTS CAST - TOTAL. 200
 BALLOTS CAST - REPUBLICAN 40 20.00
 BALLOTS CAST - DEMOCRATIC 160 80.00
 BALLOTS CAST - NONPARTISAN. 0
 BALLOTS CAST - BLANK. 0
 VOTER TURNOUT - TOTAL 18.89
 VOTER TURNOUT - BLANK

***** (REPUBLICAN) *****

GOVERNOR AND LT. GOVERNOR

(VOTE FOR) 1
 RAUNER and SANGUINETTI 17 42.50
 IVES and MORTHLAND 23 57.50

ATTORNEY GENERAL

(VOTE FOR) 1
 ERIKA HAROLD 28 73.68
 GARY GRASSO. 10 26.32

SECRETARY OF STATE

(VOTE FOR) 1
 JASON HELLAND 35 100.00

COMPROLLER

(VOTE FOR) 1			
DARLENE SENGER.	36	100.00	
TREASURER			
(VOTE FOR) 1			
JIM DODGE	35	100.00	
D14 REP IN CNG 14TH DIST			
(VOTE FOR) 1			
RANDALL M. "RANDY" HULTGREN	33	100.00	
D42 STATE SENATOR 42ND DISTRICT			
(VOTE FOR) 1			
NO CANDIDATE	0		
D84 REP. IN THE G.A. 84TH DIST			
(VOTE FOR) 1			
PATTY SMITH.	35	100.00	
COUNTY CLERK (WILL)			
(VOTE FOR) 1			
LAURIE McPHILLIPS.	35	100.00	
CO. TREASURER (WILL)			
(VOTE FOR) 1			
STEVE WEBER.	36	100.00	
CO. SHERIFF (WILL)			
(VOTE FOR) 1			
JIM REILLY	35	100.00	
REG. SUPT OF SCHOOLS-G/K G/K			
(VOTE FOR) 1			
CHRISTOPHER D MEHOCHKO	34	100.00	
WILL CO. BD. MBR. DIST. 5W			
(VOTE FOR) 2			
GRETCHEN FRITZ.	28	50.91	
DARREN BENNEFIELD.	27	49.09	
D12 CIRC. CT. JDG-ROZAK CIRC. 12			
(VOTE FOR) 1			
BEN BRAUN	35	100.00	
D12 CIRC. CT. JDG-POLICANDRIOTES CIRC. 12			
(VOTE FOR) 1			
VICTORIA McKAY KENNISON.	32	100.00	
PCT. COMMITTEEMAN WARD 9 PRECINCT 8			

WARD 9 PRECINCT 8 (Prec-0070)

(VOTE FOR) 1

NO CANDIDATE 0

***** (DEMOCRATIC) *****

GOVERNOR AND LT. GOVERNOR

(VOTE FOR) 1

PRITZKER and STRATTON	56	35.00
KENNEDY and JOY	43	26.88
BISS and WALLACE	59	36.88
DAIBER and TODD	0	
HARDIMAN and AVERY	1	.63
MARSHALL and COLE.	1	.63

ATTORNEY GENERAL

(VOTE FOR) 1

PAT QUINN	30	18.99
RENATO MARIOTTI	6	3.80
SCOTT DRURY.	11	6.96
NANCY ROTERING.	16	10.13
KWAME RAOUL.	59	37.34
JESSE RUIZ	7	4.43
SHARON FAIRLEY.	24	15.19
AARON GOLDSTEIN	5	3.16

SECRETARY OF STATE

(VOTE FOR) 1

JESSE WHITE.	157	100.00
----------------------	-----	--------

COMPTROLLER

(VOTE FOR) 1

SUSANA A. MENDOZA.	147	100.00
----------------------------	-----	--------

TREASURER

(VOTE FOR) 1

MICHAEL W. FRERICHS	143	100.00
-------------------------------	-----	--------

D14 REP IN CNG 14TH DIST

(VOTE FOR) 1

VICTOR SWANSON.	7	4.73
JOHN J. HOSTA	8	5.41
MATTHEW BROLLEY	34	22.97
GEORGE WEBER	4	2.70
LAUREN UNDERWOOD	87	58.78
JIM WALZ.	4	2.70
DANIEL ROLDAN-JOHNSON	4	2.70

D14 ST.CNTRL.COMMITTEEWOMAN 14TH DIST

(VOTE FOR) 1

KRISTINA ZAHORIK	68	51.52
ALISON SQUIRES.	64	48.48

D14 ST.CNTRL.COMMITTEEMAN 14TH DIST

(VOTE FOR) 1
 MARK GUETHLE 59 45.74
 PETER JANKO. 70 54.26

D42 STATE SENATOR 42ND DISTRICT
 (VOTE FOR) 1
 LINDA HOLMES 146 100.00

D84 REP.IN THE G.A. 84TH DIST
 (VOTE FOR) 1
 STEPHANIE A. KIFOWIT. 150 100.00

COUNTY CLERK (WILL)
 (VOTE FOR) 1
 LAUREN STALEY-FERRY 86 64.18
 DENISE MUSHRO-RUMCHAK 48 35.82

CO.TREASURER (WILL)
 (VOTE FOR) 1
 NO CANDIDATE 0

CO.SHERIFF (WILL)
 (VOTE FOR) 1
 MIKE KELLEY. 136 100.00

REG.SUPT OF SCHOOLS-G/K G/K
 (VOTE FOR) 1
 NO CANDIDATE 0

WILL CO.BD.MBR. DIST. 5W
 (VOTE FOR) 2
 META MUELLER 100 58.48
 MAZYAR M. HEDAYAT. 71 41.52

D12 CIRC.CT.JDG-ROZAK CIRC. 12
 (VOTE FOR) 1
 DAVID GARCIA 53 40.15
 MOIRA K. DUNN 56 42.42
 DANIEL O'CONNELL 23 17.42

D12 CIRC.CT.JDG-POLICANDRIOTES CIRC. 12
 (VOTE FOR) 1
 VINCENT F. CORNELIUS. 129 100.00

PCT. COMMITTEEMAN WARD 9 PRECINCT 8
 WARD 9 PRECINCT 8 (Prec-0070)
 (VOTE FOR) 1
 EDWARD J. BUGG. 145 100.00

***** (NONPARTISAN) *****

FOX VALLEY PARK FOX VALLEY

(VOTE FOR) 1
 YES 76 41.08
 NO. 109 58.92

CITY OF AURORA QUESTION

(VOTE FOR) 1
 YES 89 51.45
 NO. 84 48.55

PRECINCT REPORT Aurora Election Commission WILL COUNTY
 Run Date:04/09/18 2018 General Primary
 RUN TIME:05:29 PM March 20th 2018
 STATISTICS

0071 WARD 9 PRECINCT 9

VOTES PERCENT

REGISTERED VOTERS - TOTAL 977
 REGISTERED VOTERS - REPUBLICAN 0
 REGISTERED VOTERS - DEMOCRATIC 0
 BALLOTS CAST - TOTAL. 201
 BALLOTS CAST - REPUBLICAN 79 39.30
 BALLOTS CAST - DEMOCRATIC 120 59.70
 BALLOTS CAST - NONPARTISAN. 2 1.00
 BALLOTS CAST - BLANK. 0
 VOTER TURNOUT - TOTAL 20.57
 VOTER TURNOUT - BLANK

***** (REPUBLICAN) *****

GOVERNOR AND LT. GOVERNOR

(VOTE FOR) 1
 RAUNER and SANGUINETTI 23 29.11
 IVES and MORTHLAND 56 70.89

ATTORNEY GENERAL

(VOTE FOR) 1
 ERIKA HAROLD 61 79.22
 GARY GRASSO. 16 20.78

SECRETARY OF STATE

(VOTE FOR) 1
 JASON HELLAND 74 100.00

COMPTROLLER

(VOTE FOR) 1
 DARLENE SENGER. 75 100.00

TREASURER

(VOTE FOR) 1
 JIM DODGE 74 100.00

D14 REP IN CNG 14TH DIST

(VOTE FOR) 1			
RANDALL M. "RANDY" HULTGREN	70	100.00	
D42 STATE SENATOR 42ND DISTRICT			
(VOTE FOR) 1			
NO CANDIDATE	0		
D84 REP.IN THE G.A. 84TH DIST			
(VOTE FOR) 1			
PATTY SMITH.	76	100.00	
COUNTY CLERK (WILL)			
(VOTE FOR) 1			
LAURIE McPHILLIPS.	73	100.00	
CO.TREASURER (WILL)			
(VOTE FOR) 1			
STEVE WEBER.	75	100.00	
CO.SHERIFF (WILL)			
(VOTE FOR) 1			
JIM REILLY	75	100.00	
REG.SUPT OF SCHOOLS-G/K G/K			
(VOTE FOR) 1			
CHRISTOPHER D MEHOCHKO	73	100.00	
WILL CO.BD.MBR. DIST. 5W			
(VOTE FOR) 2			
GRETCHEN FRITZ.	60	50.85	
DARREN BENNEFIELD.	58	49.15	
D12 CIRC.CT.JDG-ROZAK CIRC. 12			
(VOTE FOR) 1			
BEN BRAUN	76	100.00	
D12 CIRC.CT.JDG-POLICANDRIOTES CIRC. 12			
(VOTE FOR) 1			
VICTORIA McKAY KENNISON.	76	100.00	
PCT. COMMITTEEMAN WARD 9 PRECINCT 9			
WARD 9 PRECINCT 9 (Prec-0071)			
(VOTE FOR) 1			
KERRY H. PACE	75	100.00	
***** (DEMOCRATIC) *****			
GOVERNOR AND LT. GOVERNOR			
(VOTE FOR) 1			
PRITZKER and STRATTON	50	41.67	
KENNEDY and JOY	24	20.00	

BISS and WALLACE	44	36.67
DAIBER and TODD	2	1.67
HARDIMAN and AVERY	0	
MARSHALL and COLE.	0	
ATTORNEY GENERAL		
(VOTE FOR) 1		
PAT QUINN	28	24.14
RENATO MARIOTTI	3	2.59
SCOTT DRURY.	9	7.76
NANCY ROTERING.	17	14.66
KWAME RAOUL.	39	33.62
JESSE RUIZ	2	1.72
SHARON FAIRLEY.	13	11.21
AARON GOLDSTEIN	5	4.31
SECRETARY OF STATE		
(VOTE FOR) 1		
JESSE WHITE.	115	100.00
COMPTROLLER		
(VOTE FOR) 1		
SUSANA A. MENDOZA.	109	100.00
TREASURER		
(VOTE FOR) 1		
MICHAEL W. FRERICHS	105	100.00
D14 REP IN CNG 14TH DIST		
(VOTE FOR) 1		
VICTOR SWANSON.	9	7.96
JOHN J. HOSTA	5	4.42
MATTHEW BROLLEY	20	17.70
GEORGE WEBER	5	4.42
LAUREN UNDERWOOD	63	55.75
JIM WALZ.	9	7.96
DANIEL ROLDAN-JOHNSON	2	1.77
D14 ST.CNTRL.COMMITTEEWOMAN 14TH DIST		
(VOTE FOR) 1		
KRISTINA ZAHORIK	45	45.00
ALISON SQUIRES.	55	55.00
D14 ST.CNTRL.COMMITTEEMAN 14TH DIST		
(VOTE FOR) 1		
MARK GUETHLE	46	46.00
PETER JANKO.	54	54.00
D42 STATE SENATOR 42ND DISTRICT		
(VOTE FOR) 1		
LINDA HOLMES	110	100.00

D84 REP. IN THE G.A. 84TH DIST

(VOTE FOR) 1

STEPHANIE A. KIFOWIT. 115 100.00

COUNTY CLERK (WILL)

(VOTE FOR) 1

LAUREN STALEY-FERRY 71 68.27

DENISE MUSHRO-RUMCHAK 33 31.73

CO. TREASURER (WILL)

(VOTE FOR) 1

NO CANDIDATE 0

CO. SHERIFF (WILL)

(VOTE FOR) 1

MIKE KELLEY. 105 100.00

REG. SUPT OF SCHOOLS-G/K G/K

(VOTE FOR) 1

NO CANDIDATE 0

WILL CO. BD. MBR. DIST. 5W

(VOTE FOR) 2

META MUELLER 89 64.96

MAZYAR M. HEDAYAT. 48 35.04

D12 CIRC. CT. JDG-ROZAK CIRC. 12

(VOTE FOR) 1

DAVID GARCIA 48 44.86

MOIRA K. DUNN 37 34.58

DANIEL O'CONNELL 22 20.56

D12 CIRC. CT. JDG-POLICANDRIOTES CIRC. 12

(VOTE FOR) 1

VINCENT F. CORNELIUS. 100 100.00

PCT. COMMITTEEMAN WARD 9 PRECINCT 9

WARD 9 PRECINCT 9 (Prec-0071)

(VOTE FOR) 1

NO CANDIDATE 0

***** (NONPARTISAN) *****

FOX VALLEY PARK FOX VALLEY

(VOTE FOR) 1

YES 67 35.08

NO. 124 64.92

CITY OF AURORA QUESTION

(VOTE FOR) 1

YES 121 65.41

NO. 64 34.59

PRECINCT REPORT Aurora Election Commission WILL COUNTY
 Run Date:04/09/18 2018 General Primary
 RUN TIME:05:29 PM March 20th 2018
 STATISTICS

0072 WARD 9 PRECINCT 10

	VOTES	PERCENT
REGISTERED VOTERS - TOTAL	503	
REGISTERED VOTERS - REPUBLICAN	0	
REGISTERED VOTERS - DEMOCRATIC	0	
BALLOTS CAST - TOTAL.	90	
BALLOTS CAST - REPUBLICAN	29	32.22
BALLOTS CAST - DEMOCRATIC	61	67.78
BALLOTS CAST - NONPARTISAN.	0	
BALLOTS CAST - BLANK.	0	
VOTER TURNOUT - TOTAL		17.89
VOTER TURNOUT - BLANK		

***** (REPUBLICAN) *****

GOVERNOR AND LT. GOVERNOR

(VOTE FOR) 1

RAUNER and SANGUINETTI	17	58.62
IVES and MORTHLAND	12	41.38

ATTORNEY GENERAL

(VOTE FOR) 1

ERIKA HAROLD	21	84.00
GARY GRASSO.	4	16.00

SECRETARY OF STATE

(VOTE FOR) 1

JASON HELLAND	22	100.00
-------------------------	----	--------

COMPTROLLER

(VOTE FOR) 1

DARLENE SENGER.	23	100.00
-------------------------	----	--------

TREASURER

(VOTE FOR) 1

JIM DODGE	22	100.00
---------------------	----	--------

D14 REP IN CNG 14TH DIST

(VOTE FOR) 1

RANDALL M. "RANDY" HULTGREN	23	100.00
---------------------------------------	----	--------

D42 STATE SENATOR 42ND DISTRICT

(VOTE FOR) 1

NO CANDIDATE	0	
------------------------	---	--

D84 REP. IN THE G.A. 84TH DIST

(VOTE FOR) 1			
PATTY SMITH.	24	100.00	
D97 REP. IN THE G.A. 97TH DIST			
(VOTE FOR) 1			
MARK BATINICK	0		
COUNTY CLERK (WILL)			
(VOTE FOR) 1			
LAURIE McPHILLIPS.	25	100.00	
CO. TREASURER (WILL)			
(VOTE FOR) 1			
STEVE WEBER.	23	100.00	
CO. SHERIFF (WILL)			
(VOTE FOR) 1			
JIM REILLY	25	100.00	
REG. SUPT OF SCHOOLS-G/K G/K			
(VOTE FOR) 1			
CHRISTOPHER D MEHOCHKO	23	100.00	
WILL CO. BD. MBR. DIST. 5W			
(VOTE FOR) 2			
GRETCHEN FRITZ.	17	53.13	
DARREN BENNEFIELD.	15	46.88	
D12 CIRC. CT. JDG-ROZAK CIRC. 12			
(VOTE FOR) 1			
BEN BRAUN	24	100.00	
D12 CIRC. CT. JDG-POLICANDRIOTES CIRC. 12			
(VOTE FOR) 1			
VICTORIA McKAY KENNISON.	23	100.00	
PCT. COMMITTEEMAN WARD 9 PRECINCT 10			
WARD 9 PRECINCT 10 (Prec-0072)			
(VOTE FOR) 1			
NO CANDIDATE	0		
***** (DEMOCRATIC) *****			
GOVERNOR AND LT. GOVERNOR			
(VOTE FOR) 1			
PRITZKER and STRATTON	23	37.70	
KENNEDY and JOY	11	18.03	
BISS and WALLACE	26	42.62	
DAIBER and TODD	0		
HARDIMAN and AVERY	1	1.64	
MARSHALL and COLE.	0		

ATTORNEY GENERAL

(VOTE FOR) 1

PAT QUINN	15	25.00
RENATO MARIOTTI	2	3.33
SCOTT DRURY.	7	11.67
NANCY ROTERING.	4	6.67
KWAME RAOUL.	26	43.33
JESSE RUIZ	3	5.00
SHARON FAIRLEY.	2	3.33
AARON GOLDSTEIN	1	1.67

SECRETARY OF STATE

(VOTE FOR) 1

JESSE WHITE.	55	100.00
----------------------	----	--------

COMPTROLLER

(VOTE FOR) 1

SUSANA A. MENDOZA.	54	100.00
----------------------------	----	--------

TREASURER

(VOTE FOR) 1

MICHAEL W. FRERICHS	48	100.00
-------------------------------	----	--------

D14 REP IN CNG 14TH DIST

(VOTE FOR) 1

VICTOR SWANSON.	7	12.07
JOHN J. HOSTA	4	6.90
MATTHEW BROLLEY	6	10.34
GEORGE WEBER	1	1.72
LAUREN UNDERWOOD	38	65.52
JIM WALZ.	0	
DANIEL ROLDAN-JOHNSON	2	3.45

D14 ST.CNTRL.COMMITTEEWOMAN 14TH DIST

(VOTE FOR) 1

KRISTINA ZAHORIK	26	50.00
ALISON SQUIRES.	26	50.00

D14 ST.CNTRL.COMMITTEEMAN 14TH DIST

(VOTE FOR) 1

MARK GUETHLE	24	45.28
PETER JANKO.	29	54.72

D42 STATE SENATOR 42ND DISTRICT

(VOTE FOR) 1

LINDA HOLMES	56	100.00
------------------------	----	--------

D84 REP.IN THE G.A. 84TH DIST

(VOTE FOR) 1

STEPHANIE A. KIFOWIT.	49	100.00
-------------------------------	----	--------

D97 REP. IN THE G.A. 97TH DIST

(VOTE FOR) 1
 MICA FREEMAN 0

COUNTY CLERK (WILL)

(VOTE FOR) 1
 LAUREN STALEY-FERRY 37 72.55
 DENISE MUSHRO-RUMCHAK 14 27.45

CO. TREASURER (WILL)

(VOTE FOR) 1
 NO CANDIDATE 0

CO. SHERIFF (WILL)

(VOTE FOR) 1
 MIKE KELLEY. 45 100.00

REG. SUPT OF SCHOOLS-G/K G/K

(VOTE FOR) 1
 NO CANDIDATE 0

WILL CO. BD. MBR. DIST. 5W

(VOTE FOR) 2
 META MUELLER 36 65.45
 MAZYAR M. HEDAYAT. 19 34.55

D12 CIRC. CT. JDG-ROZAK CIRC. 12

(VOTE FOR) 1
 DAVID GARCIA 24 47.06
 MOIRA K. DUNN 19 37.25
 DANIEL O'CONNELL 8 15.69

D12 CIRC. CT. JDG-POLICANDRIOTES CIRC. 12

(VOTE FOR) 1
 VINCENT F. CORNELIUS. 45 100.00

PCT. COMMITTEEMAN WARD 9 PRECINCT 10

WARD 9 PRECINCT 10 (Prec-0072)

(VOTE FOR) 1
 NO CANDIDATE 0

***** (NONPARTISAN) *****

FOX VALLEY PARK FOX VALLEY

(VOTE FOR) 1
 YES 21 27.63
 NO. 55 72.37

CITY OF AURORA QUESTION

(VOTE FOR) 1
 YES 43 59.72
 NO. 29 40.28