



**Nancy Schultz Voots**

W I L L C O U N T Y C L E R K

**WILL COUNTY  
CONSOLIDATED  
PRIMARY ELECTION  
FEBRUARY 28, 2017  
JOLIET, ILLINOIS**

**ELECTION SUMMARY  
HOMER TOWNSHIP  
(REPUBLICANS)**



**Nancy Schultz Voots**


W I L L C O U N T Y C L E R K

Will County Clerk's Office • 302 N. Chicago Street • Joliet, Illinois 60432  
815 • 740 • 4615 • Fax: 815 • 740 • 4699  
Website: [www.thewillcountyclerk.com](http://www.thewillcountyclerk.com) • E-mail: [coclrk@willcountyillinois.com](mailto:coclrk@willcountyillinois.com)

# CERTIFICATE OF CANVASS RESULTS

State of Illinois }  
County of Will } SS


I, Nancy Schultz Voots, do hereby certify that on March 15, 2017, I canvassed the returns of the Consolidated Primary Election held on February 28, 2017 for the County of Will and the foregoing true and complete Abstract of Votes was prepared in my presence in the office of the County Clerk in Will County, this 15<sup>th</sup> day of March, 2017.

  
\_\_\_\_\_  
Nancy Schultz Voots, County Clerk  
The County of Will, Illinois



**Nancy Schultz Voots**

W I L L C O U N T Y C L E R K



# **ELECTION SUMMARY**

	TOTAL VOTES	%	VOTE BY MAIL	EARLY VOTING	ELECTION DAY	PROVISIONAL
PRECINCTS COUNTED (OF 18)	18	100.00				
REGISTERED VOTERS - TOTAL	26,368					
BALLOTS CAST - TOTAL	1,413		103	222	1,071	17
BALLOTS CAST - BLANK	1	.07	0	0	1	0
VOTER TURNOUT - TOTAL		5.36				
<b>HOMER TOWNSHIP SUPERVISOR</b>						
Vote for not more than 1 (WITH 18 OF 18 PRECINCTS COUNTED)						
Vicki Bozen	554	39.77	39	50	459	6
Pam Meyers	839	60.23	62	172	595	10
Total	1,393		101	222	1,054	16
Over Votes	0		0	0	0	0
Under Votes	20		2	0	17	1
<b>HOMER TOWNSHIP CLERK</b>						
Vote for not more than 1 (WITH 18 OF 18 PRECINCTS COUNTED)						
Cindy Kedzierski	559	40.57	48	53	453	5
Linsey L. Sowa	819	59.43	51	166	592	10
Total	1,378		99	219	1,045	15
Over Votes	0		0	0	0	0
Under Votes	35		4	3	26	2
<b>HOMER TOWNSHIP HIGHWAY COMMISSIONER</b>						
Vote for not more than 1 (WITH 18 OF 18 PRECINCTS COUNTED)						
Mike DeVivo	808	58.13	57	154	586	11
Bob LePretre	582	41.87	46	60	470	6
Total	1,390		103	214	1,056	17
Over Votes	0		0	0	0	0
Under Votes	23		0	8	15	0
<b>HOMER TOWNSHIP TRUSTEE</b>						
Vote for not more than 4 (WITH 18 OF 18 PRECINCTS COUNTED)						
Tom Fijan	716	14.03	41	155	516	4
Edward L. Kalas	769	15.07	49	161	552	7
George Offord	670	13.13	36	143	485	6
John Kruczek	809	15.86	49	158	593	9
Ann Crane	548	10.74	51	60	429	8
Amber Morrison	513	10.05	46	53	407	7
Debra Poczatko	542	10.62	41	55	439	7
Brent Porfilio	535	10.49	48	45	433	9
Total	5,102		361	830	3,854	57
Over Votes	1		0	0	1	0
Under Votes	546		51	58	426	11





**Nancy Schultz Voots**

W I L L C O U N T Y C L E R K

A stylized, semi-transparent graphic of the American flag is positioned in the background, showing the stars and stripes in a soft, glowing effect.

**VOTE BY MAIL**  
**(BY PRECINCT)**

ABSTRACT OF VOTES

WILL COUNTY, ILLINOIS  
CONSOLIDATED REPUB PRIMARY  
FEBRUARY 28, 2017

(VOTE BY MAIL)

REPORT-EL52 PAGE 0001


	TOTAL	PERCENT	TOTAL	PERCENT
01 = BALLOTS CAST - TOTAL	- - -			
	01			
	- - -			
0001 HOMER PCT 001	6			
0002 HOMER PCT 002	9			
0003 HOMER PCT 003	5			
0004 HOMER PCT 004	7			
0005 HOMER PCT 005	5			
0006 HOMER PCT 006	3			
0007 HOMER PCT 007	10			
0008 HOMER PCT 008	6			
0009 HOMER PCT 009	6			
0010 HOMER PCT 010	8			
0011 HOMER PCT 011	7			
0012 HOMER PCT 012	1			
0013 HOMER PCT 013	5			
0014 HOMER PCT 014	8			
0015 HOMER PCT 015	4			
0016 HOMER PCT 016	3			
0017 HOMER PCT 017	9			
0018 HOMER PCT 018	1			

---



**Nancy Schultz Voots**

W I L L C O U N T Y C L E R K



**EARLY VOTING**  
**(BY PRECINCT)**

ABSTRACT OF VOTES

WILL COUNTY, ILLINOIS  
CONSOLIDATED REPUB PRIMARY  
FEBRUARY 28, 2017

(EARLY VOTING)

REPORT-EL52 PAGE 0001

	TOTAL	PERCENT	TOTAL	PERCENT
01 = BALLOTS CAST - TOTAL	- - -	222		
	01			
	- - -			
0001 HOMER PCT 001	10			
0002 HOMER PCT 002	23			
0003 HOMER PCT 003	12			
0004 HOMER PCT 004	12			
0005 HOMER PCT 005	15			
0006 HOMER PCT 006	19			
0007 HOMER PCT 007	17			
0008 HOMER PCT 008	11			
0009 HOMER PCT 009	5			
0010 HOMER PCT 010	16			
0011 HOMER PCT 011	17			
0012 HOMER PCT 012	12			
0013 HOMER PCT 013	11			
0014 HOMER PCT 014	7			
0015 HOMER PCT 015	7			
0016 HOMER PCT 016	14			
0017 HOMER PCT 017	11			
0018 HOMER PCT 018	3			


---





**Nancy Schultz Voots**

W I L L C O U N T Y C L E R K



# **PROVISIONAL VOTING**

**(BY PRECINCT)**

ABSTRACT OF VOTES

WILL COUNTY, ILLINOIS  
CONSOLIDATED REPUB PRIMARY  
FEBRUARY 28, 2017

(PROVISIONAL)

REPORT-EL52 PAGE 0001

		TOTAL	PERCENT		TOTAL	PERCENT
01 = BALLOTS CAST - TOTAL		17				
	- - -					
	01					
	- - -					
0001 HOMER PCT 001	0					
0002 HOMER PCT 002	1					
0003 HOMER PCT 003	0					
0004 HOMER PCT 004	4					
0005 HOMER PCT 005	1					
0006 HOMER PCT 006	0					
0007 HOMER PCT 007	0					
0008 HOMER PCT 008	3					
0009 HOMER PCT 009	0					
0010 HOMER PCT 010	0					
0011 HOMER PCT 011	1					
0012 HOMER PCT 012	0					
0013 HOMER PCT 013	2					
0014 HOMER PCT 014	0					
0015 HOMER PCT 015	0					
0016 HOMER PCT 016	0					
0017 HOMER PCT 017	4					
0018 HOMER PCT 018	1					

---



**Nancy Schultz Voots**

W I L L C O U N T Y C L E R K



**HOMER  
TOWNSHIP  
CANDIDATES**

**REPUBLICANS**

ABSTRACT OF VOTES

WILL COUNTY, ILLINOIS  
 CONSOLIDATED REPUB PRIMARY  
 FEBRUARY 28, 2017

OFFICIAL RESULTS

REPORT-EL52 PAGE 0001

01 = REGISTERED VOTERS - TOTAL	TOTAL	PERCENT	03 = BALLOTS CAST - BLANK	TOTAL	PERCENT
02 = BALLOTS CAST - TOTAL	26,368		04 = VOTER TURNOUT - TOTAL	1	
	1,413				5.36

	01	02	03	04
0001 HOMER PCT 001	1301	. 69	. . 0	5.30
0002 HOMER PCT 002	1544	. 129	. . 0	8.35
0003 HOMER PCT 003	1312	. 77	. . 0	5.87
0004 HOMER PCT 004	1431	. 83	. . 1	5.80
0005 HOMER PCT 005	1183	. 82	. . 0	6.93
0006 HOMER PCT 006	1384	. 90	. . 0	6.50
0007 HOMER PCT 007	1429	. 122	. . 0	8.54
0008 HOMER PCT 008	1352	. 71	. . 0	5.25
0009 HOMER PCT 009	1173	. 44	. . 0	3.75
0010 HOMER PCT 010	1557	. 95	. . 0	6.10
0011 HOMER PCT 011	1449	. 68	. . 0	4.69
0012 HOMER PCT 012	1539	. 76	. . 0	4.94
0013 HOMER PCT 013	1352	. 79	. . 0	5.84
0014 HOMER PCT 014	2082	. 70	. . 0	3.36
0015 HOMER PCT 015	1742	. 65	. . 0	3.73
0016 HOMER PCT 016	1261	. 65	. . 0	5.15
0017 HOMER PCT 017	1543	. 89	. . 0	5.77
0018 HOMER PCT 018	1734	. 39	. . 0	2.25

HOMER TOWNSHIP SUPERVISOR

Vote for not more than 1

01 = Vicki Bozen

02 = Pam Meyers

VOTES PERCENT

VOTES PERCENT

554 39.77

839 60.23

03 = OVER VOTES

04 = UNDER VOTES

0

20

-----  
01 02 03 04  
-----

0001 HOMER PCT 001  
0002 HOMER PCT 002  
0003 HOMER PCT 003  
0004 HOMER PCT 004  
0005 HOMER PCT 005  
0006 HOMER PCT 006  
0007 HOMER PCT 007  
0008 HOMER PCT 008  
0009 HOMER PCT 009  
0010 HOMER PCT 010  
0011 HOMER PCT 011  
0012 HOMER PCT 012  
0013 HOMER PCT 013  
0014 HOMER PCT 014  
0015 HOMER PCT 015  
0016 HOMER PCT 016  
0017 HOMER PCT 017  
0018 HOMER PCT 018

18 50 0 1  
54 70 0 5  
28 48 0 1  
31 51 0 1  
46 35 0 1  
35 55 0 0  
51 67 0 4  
18 53 0 0  
14 30 0 0  
37 56 0 2  
22 45 0 1  
23 52 0 1  
35 44 0 0  
34 35 0 1  
38 26 0 1  
14 51 0 0  
32 57 0 0  
24 14 0 1





HOMER TOWNSHIP CLERK

Vote for not more than 1  
 01 = Cindy Kedzierski  
 02 = Linsey L. Sowa

VOTES PERCENT

VOTES PERCENT

559 40.57 03 = OVER VOTES  
 819 59.43 04 = UNDER VOTES

0  
 35

	01	02	03	04
0001 HOMER PCT 001	23	42	0	4
0002 HOMER PCT 002	48	74	0	7
0003 HOMER PCT 003	28	48	0	1
0004 HOMER PCT 004	27	55	0	1
0005 HOMER PCT 005	51	30	0	1
0006 HOMER PCT 006	31	59	0	0
0007 HOMER PCT 007	55	59	0	8
0008 HOMER PCT 008	21	48	0	2
0009 HOMER PCT 009	17	26	0	1
0010 HOMER PCT 010	41	51	0	3
0011 HOMER PCT 011	18	49	0	1
0012 HOMER PCT 012	23	52	0	1
0013 HOMER PCT 013	37	42	0	0
0014 HOMER PCT 014	32	35	0	3
0015 HOMER PCT 015	39	24	0	2
0016 HOMER PCT 016	16	49	0	0
0017 HOMER PCT 017	33	56	0	0
0018 HOMER PCT 018	19	20	0	0

HOMER TOWNSHIP HIGHWAY COMMISSIONER

VOTES PERCENT

VOTES PERCENT

Vote for not more than 1

01 = Mike DeVivo

808 58.13

03 = OVER VOTES

0

02 = Bob LePretre

582 41.87

04 = UNDER VOTES

23

-----  
01 02 03 04  
-----

0001 HOMER PCT 001  
0002 HOMER PCT 002  
0003 HOMER PCT 003  
0004 HOMER PCT 004  
0005 HOMER PCT 005  
0006 HOMER PCT 006  
0007 HOMER PCT 007  
0008 HOMER PCT 008  
0009 HOMER PCT 009  
0010 HOMER PCT 010  
0011 HOMER PCT 011  
0012 HOMER PCT 012  
0013 HOMER PCT 013  
0014 HOMER PCT 014  
0015 HOMER PCT 015  
0016 HOMER PCT 016  
0017 HOMER PCT 017  
0018 HOMER PCT 018

48 20 0 1  
67 57 0 5  
50 26 0 1  
48 34 0 1  
36 44 0 2  
52 35 0 3  
52 69 0 1  
52 19 0 0  
29 15 0 0  
55 37 0 3  
40 28 0 0  
45 30 0 1  
40 39 0 0  
41 28 0 1  
24 39 0 2  
49 15 0 1  
61 28 0 0  
19 19 0 1



HOMER TOWNSHIP TRUSTEE

Vote for not more than 4

	VOTES	PERCENT		VOTES	PERCENT
01 = Tom Fijan	716	14.03	06 = Amber Morrison	513	10.05
02 = Edward L. Kalas	769	15.07	07 = Debra Poczatko	542	10.62
03 = George Offord	670	13.13	08 = Brent Porfilio	535	10.49
04 = John Kruczek	809	15.86	09 = OVER VOTES	1	
05 = Ann Crane	548	10.74	10 = UNDER VOTES	546	

	01	02	03	04	05	06	07	08	09	10
0001 HOMER PCT 001	41	38	42	44	18	18	21	23	0	31
0002 HOMER PCT 002	59	64	55	76	55	49	48	47	0	63
0003 HOMER PCT 003	38	46	35	44	29	30	25	22	0	39
0004 HOMER PCT 004	47	50	49	49	24	30	29	38	0	16
0005 HOMER PCT 005	29	35	28	35	43	40	45	44	0	29
0006 HOMER PCT 006	51	60	51	59	33	24	30	30	0	22
0007 HOMER PCT 007	53	57	47	67	51	47	56	44	0	66
0008 HOMER PCT 008	44	45	40	48	23	22	19	25	0	18
0009 HOMER PCT 009	27	27	24	26	15	15	16	15	0	11
0010 HOMER PCT 010	54	45	43	49	36	32	37	34	0	50
0011 HOMER PCT 011	32	37	31	46	22	24	21	26	0	33
0012 HOMER PCT 012	45	50	41	52	26	21	24	17	0	28
0013 HOMER PCT 013	36	40	30	41	35	35	41	34	1	20
0014 HOMER PCT 014	25	29	27	32	35	29	32	31	0	40
0015 HOMER PCT 015	25	28	24	26	28	30	37	37	0	25
0016 HOMER PCT 016	51	43	44	42	21	16	14	19	0	10
0017 HOMER PCT 017	47	58	42	56	30	30	28	31	0	34
0018 HOMER PCT 018	12	17	17	17	24	21	19	18	0	11