



Nancy Schultz Voots

W I L L C O U N T Y C L E R K

REPUBLICAN CANVASS

**WILL COUNTY
GENERAL PRIMARY
ELECTION
MARCH 15, 2016
JOLIET, ILLINOIS**

**ELECTION SUMMARY
(INCLUDING CITY OF AURORA RESULTS)
PRECINCT COMMITTEEMEN
WRITE-IN VOTE LISTING
MISCELLANEOUS REFERENDA**



Nancy Schultz Voots


W I L L C O U N T Y C L E R K

Will County Clerk's Office • 302 N. Chicago Street • Joliet, Illinois 60432
815 • 740 • 4615 • Fax: 815 • 740 • 4699
Website: www.thewillcountyclerk.com • E-mail: coclrk@willcountyillinois.com

CERTIFICATE OF CANVASS RESULTS

State of Illinois }
County of Will } SS

I, Nancy Schultz Voots, do hereby certify that on April 5, 2016, I canvassed the returns of the General Primary Election held on March 15, 2016 for the County of Will and the foregoing true and complete Abstract of Votes was prepared in my presence in the office of the County Clerk in Will County, this 5th day of April, 2016.



Nancy Schultz Voots, County Clerk
The County of Will, Illinois



Nancy Schultz Voots

W I L L C O U N T Y C L E R K



Republican Party

ELECTION SUMMARY

(INCLUDING CITY OF AURORA RESULTS)

ELECTION SUMMARY

WILL COUNTY, ILLINOIS
 GENERAL PRIMARY ELECTION
 MARCH 15, 2016
 STATISTICS

OFFICIAL RESULTS

	TOTAL VOTES	%	ELECTION DAY	VOTE/MAIL	EARLY VOTING	PROVISIONAL	CITY/AURORA
PRECINCTS COUNTED (OF 300)	300	100.00					
REGISTERED VOTERS - TOTAL	396,560						
BALLOTS CAST - TOTAL	177,799		153,374	5,946	13,891	2,196	2,392
BALLOTS CAST - REPUBLICAN	84,869	47.73	73,285	3,258	6,316	1,085	925
BALLOTS CAST - FEDERAL REPUBLICAN	546	.31	518	3	2	2	21
BALLOTS CAST - DEMOCRATIC	90,775	51.05	78,189	2,597	7,469	1,088	1,432
BALLOTS CAST - FEDERAL DEMOCRATIC	716	.40	680	18	0	4	14
BALLOTS CAST - NONPARTISAN	893	.50	702	70	104	17	0
BALLOTS CAST - BLANK	30	.02	18	3	9	0	0
VOTER TURNOUT - TOTAL		44.84					

ELECTION SUMMARY

WILL COUNTY, ILLINOIS
 GENERAL PRIMARY ELECTION
 MARCH 15, 2016
 REPUBLICAN

OFFICIAL RESULTS

	TOTAL VOTES	%	ELECTION DAY	VOTE/MAIL	EARLY VOTING	PROVISIONAL	CITY/AURORA
PRESIDENT OF THE UNITED STATES - TOTAL							
Vote for not more than 1							
Jeb Bush.	450	.53	343	71	23	10	3
Chris Christie.	154	.18	125	17	9	1	2
Donald J. Trump	39,269	46.10	33,924	1,521	3,062	442	320
Ted Cruz.	21,941	25.76	19,472	578	1,313	282	296
Marco Rubio.	7,036	8.26	5,475	597	711	127	126
Rand Paul	231	.27	199	11	13	4	4
Carly Fiorina	65	.08	49	6	7	3	0
Mike Huckabee	106	.12	84	12	4	2	4
Rick Santorum	49	.06	44	2	3	0	0
John R. Kasich.	15,211	17.86	13,408	344	1,079	193	187
Ben Carson	496	.58	361	73	48	11	3
WRITE-IN.	182	.21	158	8	11	5	0

PRESIDENT OF THE UNITED STATES
 1ST CONGRESSIONAL DISTRICT

Vote for not more than 1							
Jeb Bush.	86	.49	71	9	4	2	0
Chris Christie.	21	.12	18	1	2	0	0
Donald J. Trump	8,391	47.71	7,269	297	742	83	0
Ted Cruz.	4,482	25.48	4,021	94	313	54	0
Marco Rubio.	1,370	7.79	1,066	121	167	16	0
Rand Paul	44	.25	40	1	2	1	0
Carly Fiorina	8	.05	6	1	1	0	0
Mike Huckabee	15	.09	13	1	1	0	0
Rick Santorum	9	.05	8	0	1	0	0
John R. Kasich.	3,056	17.38	2,717	47	258	34	0
Ben Carson	72	.41	52	13	5	2	0
WRITE-IN.	33	.19	26	2	3	2	0

PRESIDENT OF THE UNITED STATES
 2ND CONGRESSIONAL DISTRICT

Vote for not more than 1							
Jeb Bush.	44	.68	41	2	1	0	0
Chris Christie.	10	.15	8	1	1	0	0
Donald J. Trump	3,078	47.66	2,694	114	243	27	0
Ted Cruz.	1,858	28.77	1,660	55	128	15	0
Marco Rubio.	468	7.25	352	52	58	6	0
Rand Paul	23	.36	21	1	1	0	0
Carly Fiorina	5	.08	5	0	0	0	0
Mike Huckabee	14	.22	13	1	0	0	0
Rick Santorum	7	.11	6	0	1	0	0
John R. Kasich.	888	13.75	793	25	62	8	0
Ben Carson	50	.77	42	5	2	1	0
WRITE-IN.	13	.20	11	0	1	1	0

	TOTAL VOTES	%	ELECTION DAY	VOTE/MAIL	EARLY VOTING	PROVISIONAL	CITY/AURORA
PRESIDENT OF THE UNITED STATES							
3RD CONGRESSIONAL DISTRICT							
Vote for not more than 1							
Jeb Bush.	61	.51	50	6	2	3	0
Chris Christie.	33	.27	26	4	2	1	0
Donald J. Trump	6,352	52.64	5,530	207	547	68	0
Ted Cruz.	2,797	23.18	2,508	83	178	28	0
Marco Rubio.	865	7.17	701	65	81	18	0
Rand Paul	34	.28	30	0	3	1	0
Carly Fiorina	12	.10	8	2	1	1	0
Mike Huckabee	7	.06	7	0	0	0	0
Rick Santorum	6	.05	4	2	0	0	0
John R. Kasich.	1,818	15.07	1,630	36	132	20	0
Ben Carson	64	.53	46	4	11	3	0
WRITE-IN.	18	.15	16	0	2	0	0

PRESIDENT OF THE UNITED STATES							
11TH CONGRESSIONAL DISTRICT							
Vote for not more than 1							
Jeb Bush.	179	.59	120	44	12	3	0
Chris Christie.	59	.20	50	6	3	0	0
Donald J. Trump	13,513	44.83	11,856	664	809	184	0
Ted Cruz.	7,952	26.38	7,226	247	362	117	0
Marco Rubio.	2,602	8.63	2,122	232	198	50	0
Rand Paul	93	.31	80	5	6	2	0
Carly Fiorina	25	.08	20	2	1	2	0
Mike Huckabee	54	.18	41	8	3	2	0
Rick Santorum	20	.07	20	0	0	0	0
John R. Kasich.	5,345	17.73	4,805	148	313	79	0
Ben Carson	215	.71	151	43	17	4	0
WRITE-IN.	87	.29	78	6	2	1	0

PRESIDENT OF THE UNITED STATES							
14TH CONGRESSIONAL DISTRICT							
Vote for not more than 1							
Jeb Bush.	60	.41	44	8	3	2	3
Chris Christie.	21	.14	14	4	1	0	2
Donald J. Trump	5,619	38.38	4,504	165	571	59	320
Ted Cruz.	3,760	25.68	3,039	76	284	65	296
Marco Rubio.	1,458	9.96	1,004	110	186	32	126
Rand Paul	30	.20	22	3	1	0	4
Carly Fiorina	14	.10	9	1	4	0	0
Mike Huckabee	11	.08	7	0	0	0	4
Rick Santorum	5	.03	4	0	1	0	0
John R. Kasich.	3,572	24.40	2,978	77	283	47	187
Ben Carson	68	.46	49	3	12	1	3
WRITE-IN.	24	.16	20	0	3	1	0

ELECTION SUMMARY

WILL COUNTY, ILLINOIS
 GENERAL PRIMARY ELECTION
 MARCH 15, 2016
 REPUBLICAN

OFFICIAL RESULTS

	TOTAL VOTES	%	ELECTION DAY	VOTE/MAIL	EARLY VOTING	PROVISIONAL	CITY/AURORA
PRESIDENT OF THE UNITED STATES							
16TH CONGRESSIONAL DISTRICT							
Vote for not more than 1							
Jeb Bush.	20	.47	17	2	1	0	0
Chris Christie.	10	.23	9	1	0	0	0
Donald J. Trump	2,316	53.96	2,071	74	150	21	0
Ted Cruz.	1,092	25.44	1,018	23	48	3	0
Marco Rubio.	273	6.36	230	17	21	5	0
Rand Paul	7	.16	6	1	0	0	0
Carly Fiorina	1	.02	1	0	0	0	0
Mike Huckabee	5	.12	3	2	0	0	0
Rick Santorum	2	.05	2	0	0	0	0
John R. Kasich.	532	12.40	485	11	31	5	0
Ben Carson	27	.63	21	5	1	0	0
WRITE-IN.	7	.16	7	0	0	0	0
UNITED STATES SENATOR							
Vote for not more than 1							
James T. Marter	26,373	32.92	22,629	1,073	2,010	376	285
Mark Steven Kirk	53,737	67.08	46,588	2,020	3,910	631	588
COMPTROLLER							
Vote for not more than 1							
Leslie Geissler Munger	69,173	100.00	59,613	2,772	5,118	877	793
REPRESENTATIVE IN CONGRESS 1ST CONGRESSIONAL DISTRICT							
Vote for not more than 1							
August (O'Neill) Deuser.	10,322	72.71	8,878	378	948	118	0
Jimmy Lee Tillman, II	3,875	27.29	3,496	102	251	26	0
REPRESENTATIVE IN CONGRESS 2ND CONGRESSIONAL DISTRICT							
Vote for not more than 1							
John F. Morrow.	5,116	100.00	4,459	213	402	42	0
REPRESENTATIVE IN CONGRESS 3RD CONGRESSIONAL DISTRICT							
Vote for not more than 1							
No Candidate Filed	0		0	0	0	0	0
WRITE-IN.	637	100.00	566	17	48	6	0
REPRESENTATIVE IN CONGRESS 11TH CONGRESSIONAL DISTRICT							
Vote for not more than 1							
Tonia Khouri	7,905	30.72	7,029	352	412	112	0
Herman B. White	6,683	25.97	5,997	271	329	86	0
Nick Stella.	11,145	43.31	9,698	576	691	180	0
REPRESENTATIVE IN CONGRESS 14TH CONGRESSIONAL DISTRICT							
Vote for not more than 1							
Randa11 M. "Randy" Hultgren	12,227	100.00	9,712	410	1,128	159	818

	TOTAL VOTES	%	ELECTION DAY	VOTE/MAIL	EARLY VOTING	PROVISIONAL	CITY/AURORA
REPRESENTATIVE IN CONGRESS 16TH CONGRESSIONAL DISTRICT							
Vote for not more than 1							
Adam Kinzinger	3,540	98.09	3,208	114	191	27	0
WRITE-IN	69	1.91	61	3	4	1	0
DELEGATE - NATIONAL NOMINATING CONV							
1ST CONGRESSIONAL DISTRICT							
Vote for not more than 3							
Robert Russell Kijak	243	.54	217	5	20	1	0
Jean Wayner	245	.55	217	4	24	0	0
Antonio Alonso	6,191	13.84	5,275	258	595	63	0
Michael Burke	6,946	15.53	5,949	272	654	71	0
Christopher Hilliard	6,374	14.25	5,442	261	605	66	0
Kirstie Ann Brenson	282	.63	254	16	10	2	0
Jeffrey S. Arseneau	224	.50	200	10	10	4	0
Patrick E. Rea	233	.52	205	14	12	2	0
Karen Ann Hayes	3,899	8.71	3,484	93	279	43	0
Audrey A. Tancos	3,505	7.83	3,123	87	257	38	0
Gina M. Danaher	3,536	7.90	3,141	86	267	42	0
Joann Kelly	181	.40	159	7	12	3	0
Norman Stanley	79	.18	68	2	8	1	0
Mary P. Geringer	108	.24	86	8	14	0	0
Shaun Colin Murphy	2,570	5.74	2,261	46	233	30	0
Matthew T. Murphy	2,760	6.17	2,425	51	249	35	0
Kevin Suggs	2,435	5.44	2,145	47	212	31	0
Darnell B. Macklin	193	.43	167	12	12	2	0
Michael J. Uremovich	293	.65	258	14	17	4	0
Symeon Brown	106	.24	94	5	7	0	0
Margo McDermed	1,682	3.76	1,338	120	202	22	0
Corey Brooks	1,208	2.70	928	113	152	15	0
Raymond Tuminello	1,446	3.23	1,144	111	174	17	0

	TOTAL VOTES	%	ELECTION DAY	VOTE/MAIL	EARLY VOTING	PROVISIONAL	CITY/AURORA
DELEGATE - NATIONAL NOMINATING CONV							
2ND CONGRESSIONAL DISTRICT							
Vote for not more than 3							
Jamie Boyd	130	.79	115	4	11	0	0
Michael Bossert	98	.60	86	4	7	1	0
Jeff Keast	83	.51	72	4	7	0	0
Pleas Honeywood	31	.19	26	2	3	0	0
Jeffrey Schimke	84	.51	74	1	9	0	0
Karen W. Sommerfield.	116	.71	105	2	9	0	0
David E. Smith.	1,536	9.37	1,361	54	109	12	0
Michael P. Hildebrand	1,567	9.56	1,391	54	109	13	0
Lance L. Davis.	1,439	8.78	1,279	49	102	9	0
Taneequa Tolbert	2,003	12.22	1,724	93	167	19	0
Rita Gaus	2,299	14.03	1,985	104	187	23	0
James Devors	2,348	14.32	2,028	102	193	25	0
Douglas Hoekstra	154	.94	139	2	12	1	0
Charon Bryson	27	.16	27	0	0	0	0
Quintin Barton.	22	.13	21	0	1	0	0
Judy A. Diekelman.	825	5.03	726	27	63	9	0
Jayne L. Raef	719	4.39	633	24	55	7	0
Joseph W. Burgess.	833	5.08	728	26	69	10	0
George L. Pearson.	172	1.05	151	10	11	0	0
Dezaree Oliver-Pearson	78	.48	70	5	3	0	0
Ceasar I. Leflore.	80	.49	74	4	2	0	0
Jay Farquhar	443	2.70	334	47	56	6	0
Judy Ogalla.	725	4.42	577	60	79	9	0
Kurt Diekelman.	405	2.47	298	49	53	5	0
Anthony Raczek.	105	.64	96	2	6	1	0
Pedro Solis.	70	.43	65	1	3	1	0

	TOTAL VOTES	%	ELECTION DAY	VOTE/MAIL	EARLY VOTING	PROVISIONAL	CITY/AURORA
DELEGATE - NATIONAL NOMINATING CONV							
3RD CONGRESSIONAL DISTRICT							
Vote for not more than 3							
Stephen J. Balich	2,813	9.33	2,482	90	205	36	0
Jerry Randick	2,214	7.34	1,957	74	160	23	0
Nancy Ann Powell-Hayes	2,183	7.24	1,921	78	159	25	0
Thomas Beller	117	.39	102	4	8	3	0
Patrick Hackett	114	.38	100	3	8	3	0
Kathryn Meyer	182	.60	161	7	11	3	0
John Lynch	4,926	16.33	4,238	181	449	58	0
Cynthia Schaffer	4,691	15.55	4,012	179	441	59	0
Bob Anderson	4,522	14.99	3,885	171	409	57	0
Colleen Grant Schumann	118	.39	101	7	8	2	0
Scott McPherson	126	.42	110	5	8	3	0
Ian Brenson	54	.18	44	3	5	2	0
Salvador "Tony" Godinez	47	.16	42	3	2	0	0
Sharon Kubasak	88	.29	77	4	6	1	0
Deborah "Debbie" Burzinski	124	.41	110	7	6	1	0
Christine Radogno	1,885	6.25	1,657	50	153	25	0
Sean M. Morrison	1,452	4.81	1,284	34	114	20	0
Elizabeth Ann Gorman	1,503	4.98	1,334	35	118	16	0
John Pappas	214	.71	195	0	18	1	0
Dan Mitchell	74	.25	65	2	5	2	0
Harry W. Oryhon	115	.38	92	5	15	3	0
Mark S. Zajac	181	.60	151	6	21	3	0
Barbara F. Hoffman	152	.50	125	7	17	3	0
Herb Schumann	623	2.07	490	59	61	13	0
Michael Lapidus	645	2.14	516	51	63	15	0
George Yukich	995	3.30	800	65	115	15	0

	TOTAL VOTES	%	ELECTION DAY	VOTE/MAIL	EARLY VOTING	PROVISIONAL	CITY/AURORA
DELEGATE - NATIONAL NOMINATING CONV							
11TH CONGRESSIONAL DISTRICT							
Vote for not more than 3							
Yvonne L. Bolton	6,644	8.66	5,973	242	328	101	0
Steven J. Orlando.	6,718	8.76	6,042	246	321	109	0
James Norris	6,759	8.81	6,080	239	336	104	0
Annette Kallevik	316	.41	283	20	12	1	0
Marlene Diedrick	383	.50	337	24	18	4	0
George Diedrick	301	.39	263	20	15	3	0
Jack McInerney.	10,662	13.90	9,252	591	665	154	0
Anthony Anderson	10,353	13.50	8,952	592	662	147	0
Laura Kochan	10,421	13.59	9,019	582	671	149	0
Robert J. Schillerstrom.	394	.51	314	42	31	7	0
Jay Bergman.	409	.53	328	46	30	5	0
Roger C. Claar.	982	1.28	856	67	40	19	0
Christian Smith	337	.44	304	17	9	7	0
Jeff Clark	188	.25	169	8	11	0	0
Paul Santucci	237	.31	211	9	16	1	0
Candidate Withdrew	0		0	0	0	0	0
William M. Mayer	4,600	6.00	4,129	143	260	68	0
John D. Noak	4,645	6.06	4,163	138	270	74	0
Matthew Charles Starr	4,200	5.48	3,729	139	261	71	0
Thomas Hummel	236	.31	208	13	10	5	0
Jeffrey Moore	245	.32	219	11	11	4	0
Kevin Michael Coyne	2,135	2.78	1,711	204	174	46	0
Kathleen A. Abbate	2,137	2.79	1,716	209	166	46	0
Eduardo Fernandez.	1,870	2.44	1,480	190	156	44	0
Mark Johnson	542	.71	455	45	30	12	0
Dragan Jovanovic	405	.53	323	46	25	11	0
Karen J. Pritchard	583	.76	498	45	30	10	0

	TOTAL VOTES	%	ELECTION DAY	VOTE/MAIL	EARLY VOTING	PROVISIONAL	CITY/AURORA
DELEGATE - NATIONAL NOMINATING CONV							
14TH CONGRESSIONAL DISTRICT							
Vote for not more than 3							
Andera Burnette	4,299	11.41	3,376	133	490	44	256
Chris Bockay	4,383	11.63	3,462	139	489	44	249
Linda Christl	4,378	11.62	3,465	130	498	42	243
Tom Cross	1,467	3.89	1,202	47	102	17	99
Andrew M. Faville.	114	.30	84	12	9	2	7
Gerard J. Keating.	181	.48	139	12	14	4	12
Gretchen Fritz.	2,977	7.90	2,355	76	253	55	238
Chuck Kern	2,938	7.80	2,346	69	243	53	227
Steve Rooney	2,922	7.76	2,329	72	232	52	237
Sharon J. Lang.	139	.37	116	6	10	0	7
Thomas Stuebner	64	.17	51	5	6	0	2
Richard Dziuban	46	.12	37	5	4	0	0
Kevin Geary.	67	.18	50	2	13	2	0
Terri Wintermute	107	.28	83	3	16	1	4
Mark Myslinski.	55	.15	42	1	12	0	0
Kathleen Salvi.	72	.19	55	1	7	2	7
Irene M. Napier	37	.10	28	0	6	0	3
Barbara Wheeler	1,150	3.05	774	97	153	28	98
James D. "Jim" Oberweis.	1,733	4.60	1,269	103	190	35	136
Mark Batinick	1,501	3.98	1,089	108	178	36	90
Michael Smyk	66	.18	55	2	4	1	4
Eric Carl Hendricks	63	.17	52	2	2	1	6
John Bernard Mazur	79	.21	62	2	9	1	5
Scott R. Gryder	3,018	8.01	2,491	67	260	42	158
Vasavi Krishnasri Chakka	2,610	6.93	2,137	65	234	39	135
Matthew G. Prochaska.	2,767	7.34	2,287	67	235	39	139
Connie L. Von Keudell	153	.41	122	4	16	1	10
Gabriela F. Wyatt.	142	.38	118	4	9	2	9
Stanton J. Bond	146	.39	120	4	11	3	8

	TOTAL VOTES	%	ELECTION DAY	VOTE/MAIL	EARLY VOTING	PROVISIONAL	CITY/AURORA
DELEGATE - NATIONAL NOMINATING CONV							
16TH CONGRESSIONAL DISTRICT							
Vote for not more than 3							
Tim Bivins	857	7.71	795	19	40	3	0
Jan S. Klaas	850	7.65	790	18	38	4	0
Steven R. Coven	799	7.19	745	16	36	2	0
Adam D. Kinzinger.	646	5.81	587	18	35	6	0
Susan M. Rezin.	378	3.40	340	15	20	3	0
Lauren H. Johnson.	63	.57	57	3	2	1	0
Eric Miller.	1,738	15.64	1,543	66	115	14	0
Tracy Doyle.	1,798	16.17	1,600	65	115	18	0
Michael Blissenbach	1,570	14.12	1,393	58	103	16	0
Daniel Rayman	29	.26	26	2	1	0	0
John McGlasson.	28	.25	23	3	2	0	0
Robert Vickrey.	20	.18	18	1	1	0	0
Richard "Rick" Flessner.	13	.12	12	0	1	0	0
Ann Ihrke	35	.31	32	2	1	0	0
Richard "Rich" Mennecke.	11	.10	11	0	0	0	0
Michael Margraf	14	.13	13	1	0	0	0
Susan Graff.	59	.53	54	2	2	1	0
James Earl Brenner, II	12	.11	11	1	0	0	0
David L. Syverson.	416	3.74	371	12	29	4	0
Thomas M. Demmer	404	3.63	361	12	26	5	0
Brian M. Gabor.	385	3.46	344	10	26	5	0
Robert Saucedo.	22	.20	19	2	1	0	0
Christopher Valdivieso	19	.17	18	1	0	0	0
Zack Fulkerson.	23	.21	20	1	1	1	0
Thomas W. Ewing	207	1.86	176	12	13	6	0
Ragan Freitag	351	3.16	297	21	30	3	0
Zachary Oltmanns	175	1.57	146	15	12	2	0
Patricia A. Sebby.	74	.67	65	2	7	0	0
Susan J. Wynn Bence	60	.54	53	3	4	0	0
Carolyn K. Gerwin.	60	.54	53	3	4	0	0

	TOTAL VOTES	%	ELECTION DAY	VOTE/MAIL	EARLY VOTING	PROVISIONAL	CITY/AURORA
ALT DELEGATE - NATIONAL NOMINATING CONV							
1ST CONGRESSIONAL DISTRICT							
Vote for not more than 3							
Dale Charletta	6,734	15.73	5,771	265	629	69	0
Gregg Fletcher	7,145	16.69	6,149	271	658	67	0
Renard Harvey	6,355	14.84	5,439	260	593	63	0
Alexandra Dumezich	204	.48	174	13	15	2	0
Kathleen R. Rudis	259	.60	226	13	19	1	0
Timothy J. Rudis	218	.51	190	13	14	1	0
Laura Elsner	3,787	8.84	3,367	89	284	47	0
Megan T. Jurewicz	3,478	8.12	3,085	90	259	44	0
Cynthia L. Gilles	3,656	8.54	3,248	90	275	43	0
Kristen McChesney	216	.50	187	8	20	1	0
William S. Senf	74	.17	62	2	9	1	0
Kelly A. Senf	86	.20	78	4	4	0	0
Daniel Marzano	100	.23	85	1	13	1	0
Danielle Marzano	140	.33	117	10	13	0	0
James "Jim" Talbot	173	.40	151	3	18	1	0
Dean A. Casper, Jr.	2,667	6.23	2,348	50	237	32	0
Jeannie Young Evans	2,608	6.09	2,294	51	233	30	0
Kevin Truitt	378	.88	334	17	22	5	0
Katherine L. Mays	254	.59	217	17	17	3	0
Diane E. Wilczak	230	.54	201	12	16	1	0
Matthew Foldi	1,299	3.03	1,019	105	161	14	0
David Smith	1,345	3.14	1,050	110	171	14	0
Kathy Hilton	1,410	3.29	1,104	108	180	18	0

ALT DELEGATE - NATIONAL NOMINATING CONV							
2ND CONGRESSIONAL DISTRICT							
Vote for not more than 3							
Todd E. Arseneau	133	.84	116	5	11	1	0
Darren C. Collier	75	.47	66	2	7	0	0
Timothy Bukowski	150	.94	129	5	15	1	0
Ryan Nolan	2,437	15.33	2,115	101	195	26	0
Shane Chomko	2,175	13.68	1,875	94	182	24	0
Keith Cooper	2,316	14.57	2,004	101	187	24	0
Israel J. Smith	57	.36	48	5	4	0	0
Wanda Cantrell	64	.40	53	5	6	0	0
Tondalaya Marie Nelson	36	.23	28	3	5	0	0
Kathleen E. Valente	1,526	9.60	1,356	52	106	12	0
Margaret Annunziata	1,404	8.83	1,245	48	100	11	0
Caleb C. Fisher	1,473	9.27	1,308	51	102	12	0
Holly Czajkowski	49	.31	45	0	4	0	0
Carol Dudlack	37	.23	36	0	1	0	0
Cheryl Simanek	51	.32	48	1	2	0	0
Wayland C. Johnson	715	4.50	629	26	53	7	0
Stephen E. Liehr	745	4.69	654	25	58	8	0
Barbara J. Peterson	819	5.15	716	33	60	10	0
David P. Dersien	133	.84	118	4	10	1	0
Douglas V. Horne	145	.91	125	6	13	1	0
Philanise N. White	78	.49	68	3	7	0	0
Kristi DeLaurentiis	454	2.86	347	44	59	4	0
Antonio Carrico	421	2.65	319	47	52	3	0
Miriam Shabo	401	2.52	300	45	51	5	0

	TOTAL VOTES	%	ELECTION DAY	VOTE/MAIL	EARLY VOTING	PROVISIONAL	CITY/AURORA
ALT DELEGATE - NATIONAL NOMINATING CONV							
3RD CONGRESSIONAL DISTRICT							
Vote for not more than 3							
G. Joel Baise	122	.42	110	4	4	4	0
George Offord	158	.54	132	7	15	4	0
Ben Noble	148	.51	128	5	10	5	0
Kimberly Blackburn	178	.61	155	6	15	2	0
Louis G. Rexing	69	.24	61	2	5	1	0
Matthew Moustakas	147	.50	127	3	13	4	0
Vince Matonis	4,863	16.67	4,192	184	431	56	0
Geraldine Brady	4,932	16.91	4,245	185	445	57	0
Nena Mihailovic	4,640	15.91	3,983	183	421	53	0
Vivienne Porter	2,243	7.69	1,966	79	167	31	0
Madelyn D. Flaherty	2,272	7.79	2,012	75	156	29	0
Alaa N. Sweis	1,948	6.68	1,718	67	142	21	0
Ronald Armstrong	84	.29	67	6	10	1	0
Richard "Dick" Halm	40	.14	34	4	1	1	0
Jeffrey "Jeff" Baker	89	.31	78	3	7	1	0
James J. Parrilli	1,542	5.29	1,369	36	118	19	0
Andrew J. Kirchoff	1,605	5.50	1,423	35	129	18	0
William J. Corley	1,453	4.98	1,284	33	120	16	0
Steven Daglas	674	2.31	534	54	71	15	0
Katie Justak	783	2.68	633	64	71	15	0
Tyler Mikan	631	2.16	496	56	67	12	0
John D. Brannen	193	.66	160	6	21	6	0
John D'Alessandro	187	.64	163	6	15	3	0
Gael Heppner	164	.56	140	6	15	3	0

ALT DELEGATE - NATIONAL NOMINATING CONV							
11TH CONGRESSIONAL DISTRICT							
Vote for not more than 3							
Gregory W. Baise	483	.64	384	57	31	11	0
John Aguilar	523	.69	437	52	24	10	0
Sheldon L. Watts	409	.54	332	48	22	7	0
Raqueel Mitchell	6,374	8.47	5,738	229	307	100	0
Edward R. Theobald	6,526	8.67	5,877	229	318	102	0
Willard Hensworth	6,186	8.22	5,562	219	305	100	0
Jonathan Piazza	418	.56	374	18	22	4	0
Steven Kallevik	205	.27	184	11	8	2	0
Grace Baldacci	372	.49	322	19	23	8	0
Riley Tagtmeyer	10,168	13.51	8,802	575	649	142	0
Jackie Kurtz	11,005	14.62	9,554	600	696	155	0
Joshua McGinnis	10,561	14.03	9,152	584	678	147	0
Charles Bolwin	162	.22	140	7	12	3	0
John Schutzius	116	.15	103	8	5	0	0
Nancy Stefanski	320	.43	282	17	19	2	0
James A. Brocato	556	.74	475	47	28	6	0
Mary Ann F. Vincent	558	.74	479	44	26	9	0
Lee A. Forseth	465	.62	383	37	35	10	0
Janice Marie Anderson	2,156	2.86	1,735	203	170	48	0
Michael J. Loftus	2,146	2.85	1,717	212	167	50	0
Rachel Ossyra	1,938	2.58	1,541	195	158	44	0
Natale Garofalo	4,664	6.20	4,179	148	269	68	0
John Gardner Huff	4,455	5.92	3,984	148	258	65	0
David M. Shiffer	4,490	5.97	4,016	149	259	66	0

	TOTAL VOTES	%	ELECTION DAY	VOTE/MAIL	EARLY VOTING	PROVISIONAL	CITY/AURORA
ALT DELEGATE - NATIONAL NOMINATING CONV							
14TH CONGRESSIONAL DISTRICT							
Vote for not more than 3							
Steve Bishop	3,145	8.74	2,506	72	244	54	269
Susan B. Dixon.	3,146	8.74	2,529	72	249	55	241
Dawn Damiani	2,886	8.02	2,302	70	238	55	221
Paul D. Lencioni	183	.51	138	10	18	6	11
Burton D. Minor	134	.37	104	9	11	3	7
Gary T. Rabine.	175	.49	140	8	13	5	9
Jennifer Nevins	4,473	12.43	3,552	143	486	46	246
Larry Chapel	4,253	11.82	3,373	144	485	43	208
Matthew O. Sterba.	4,111	11.43	3,254	140	471	42	204
Charles J. Rector.	91	.25	73	4	7	1	6
Sarah Stuebner.	152	.42	126	5	10	2	9
Jeffery Metzger	127	.35	102	6	10	0	9
Laurene Geary	85	.24	61	2	17	1	4
Ted Koch.	118	.33	99	5	12	0	2
David Paluch	56	.16	45	2	8	0	1
Al Salvi.	1,150	3.20	786	99	159	24	82
Thomas C. "Tom" Rankin	1,240	3.45	857	102	154	27	100
Keith R. Wheeler	1,212	3.37	837	98	155	26	96
Joseph T. Gillespie	2,996	8.33	2,481	70	253	43	149
Gary J. Golinski	2,817	7.83	2,326	69	245	40	137
Robert E. Davidson	2,807	7.80	2,329	60	240	41	137
Dennis D. Edwards, Jr.	184	.51	147	5	18	6	8
Mark K. Acuff	155	.43	124	4	15	2	10
William P. Tell	155	.43	126	3	15	2	9
Alex Pietrarosso	130	.36	101	5	10	2	12

	TOTAL VOTES	%	ELECTION DAY	VOTE/MAIL	EARLY VOTING	PROVISIONAL	CITY/AURORA
ALT DELEGATE - NATIONAL NOMINATING CONV							
16TH CONGRESSIONAL DISTRICT							
Vote for not more than 3							
Sherry Hellmuth	883	8.41	817	20	42	4	0
John T. Arn.	905	8.62	839	19	44	3	0
Kindra Pottinger	845	8.05	786	19	38	2	0
Norma Polcek	1,684	16.04	1,488	69	111	16	0
Dennis Sands	1,756	16.73	1,560	68	112	16	0
Thomas Roff.	1,733	16.51	1,539	68	111	15	0
Lori A. Werden.	82	.78	74	2	4	2	0
Susan Thornton.	67	.64	57	5	3	2	0
David Matthew Nelson.	70	.67	63	4	3	0	0
Joshua Wray.	26	.25	21	2	3	0	0
Alexander Hall.	44	.42	41	1	1	1	0
John Fritts.	36	.34	32	1	2	1	0
Deb Warning.	62	.59	58	0	4	0	0
Kyla Mennecke	25	.24	23	1	0	1	0
Ellen Hanson	22	.21	21	1	0	0	0
Chad Waterhouse	17	.16	15	1	1	0	0
Kelly J. Kinate	82	.78	78	2	2	0	0
Denis L. Fisher, Sr..	85	.81	79	2	4	0	0
Mark S. Sebby	90	.86	86	1	3	0	0
Joshua J. Harms	456	4.34	408	12	31	5	0
Aren J. Hansen.	430	4.10	382	10	33	5	0
Mitchell J. Bence.	401	3.82	360	10	27	4	0
David Allen Welter	219	2.09	185	16	15	3	0
Bonnie O'Connell	249	2.37	207	16	21	5	0
Eric Johnson	228	2.17	186	20	16	6	0
STATE SENATOR 17TH LEGISLATIVE DISTRICT							
Vote for not more than 1							
No Candidate Filed	0		0	0	0	0	0
STATE SENATOR 19TH LEGISLATIVE DISTRICT							
Vote for not more than 1							
No Candidate Filed	0		0	0	0	0	0
STATE SENATOR 38TH LEGISLATIVE DISTRICT							
Vote for not more than 1							
Sue Rezin	2,468	100.00	2,237	83	128	20	0
STATE SENATOR 40TH LEGISLATIVE DISTRICT							
Vote for not more than 1							
No Candidate Filed	0		0	0	0	0	0
STATE SENATOR 41ST LEGISLATIVE DISTRICT							
Vote for not more than 1							
Christine Radogno.	4,816	100.00	4,104	170	470	72	0

ELECTION SUMMARY

WILL COUNTY, ILLINOIS
 GENERAL PRIMARY ELECTION
 MARCH 15, 2016
 REPUBLICAN

OFFICIAL RESULTS

	TOTAL VOTES	%	ELECTION DAY	VOTE/MAIL	EARLY VOTING	PROVISIONAL	CITY/AURORA
STATE SENATOR 43RD LEGISLATIVE DISTRICT							
Vote for not more than 1							
No Candidate Filed	0		0	0	0	0	0
STATE SENATOR 49TH LEGISLATIVE DISTRICT							
Vote for not more than 1							
Michelle Smith.	19,632	100.00	17,208	883	1,281	260	0
REPRESENTATIVE IN THE GENERAL ASSEMBLY 29TH REPRESENTATIVE DISTRICT							
Vote for not more than 1							
No Candidate Filed	0		0	0	0	0	0
REPRESENTATIVE IN THE GENERAL ASSEMBLY 34TH REPRESENTATIVE DISTRICT							
Vote for not more than 1							
No Candidate Filed	0		0	0	0	0	0
REPRESENTATIVE IN THE GENERAL ASSEMBLY 37TH REPRESENTATIVE DISTRICT							
Vote for not more than 1							
Margo McDermed.	11,850	100.00	10,189	425	1,115	121	0
REPRESENTATIVE IN THE GENERAL ASSEMBLY 38TH REPRESENTATIVE DISTRICT							
Vote for not more than 1							
No Candidate Filed	0		0	0	0	0	0
REPRESENTATIVE IN THE GENERAL ASSEMBLY 41ST REPRESENTATIVE DISTRICT							
Vote for not more than 1							
Grant Wehrli	4,557	100.00	3,915	131	441	70	0
REPRESENTATIVE IN THE GENERAL ASSEMBLY 75TH REPRESENTATIVE DISTRICT							
Vote for not more than 1							
John D. Anthony	2,420	100.00	2,186	83	132	19	0
REPRESENTATIVE IN THE GENERAL ASSEMBLY 79TH REPRESENTATIVE DISTRICT							
Vote for not more than 1							
Lindsay Parkhurst.	859	100.00	736	40	75	8	0
REPRESENTATIVE IN THE GENERAL ASSEMBLY 80TH REPRESENTATIVE DISTRICT							
Vote for not more than 1							
No Candidate Filed	0		0	0	0	0	0

ELECTION SUMMARY

WILL COUNTY, ILLINOIS
 GENERAL PRIMARY ELECTION
 MARCH 15, 2016
 REPUBLICAN

OFFICIAL RESULTS

	TOTAL VOTES	%	ELECTION DAY	VOTE/MAIL	EARLY VOTING	PROVISIONAL	CITY/AURORA
REPRESENTATIVE IN THE GENERAL ASSEMBLY							
81ST REPRESENTATIVE DISTRICT							
Vote for not more than 1							
Ron Sandack	557	100.00	495	9	41	12	0
REPRESENTATIVE IN THE GENERAL ASSEMBLY							
82ND REPRESENTATIVE DISTRICT							
Vote for not more than 1							
Jim Durkin	4,139	100.00	3,513	157	409	60	0
REPRESENTATIVE IN THE GENERAL ASSEMBLY							
84TH REPRESENTATIVE DISTRICT							
Vote for not more than 1							
Mike Strick	1,885	100.00	934	44	141	15	751
REPRESENTATIVE IN THE GENERAL ASSEMBLY							
85TH REPRESENTATIVE DISTRICT							
Vote for not more than 1							
No Candidate Filed	0		0	0	0	0	0
REPRESENTATIVE IN THE GENERAL ASSEMBLY							
86TH REPRESENTATIVE DISTRICT							
Vote for not more than 1							
No Candidate Filed	0		0	0	0	0	0
REPRESENTATIVE IN THE GENERAL ASSEMBLY							
97TH REPRESENTATIVE DISTRICT							
Vote for not more than 1							
Mark Batinick	10,886	100.00	9,374	424	934	154	0
REPRESENTATIVE IN THE GENERAL ASSEMBLY							
98TH REPRESENTATIVE DISTRICT							
Vote for not more than 1							
No Candidate Filed	0		0	0	0	0	0
CIRCUIT CLERK							
Vote for not more than 1							
Marlene M. Carlson	66,304	100.00	57,046	2,718	4,912	853	775
RECORDER OF DEEDS							
Vote for not more than 1							
Kristin Cross	66,095	100.00	56,875	2,711	4,892	849	768
STATE'S ATTORNEY							
Vote for not more than 1							
No Candidate Filed	0		0	0	0	0	0

ELECTION SUMMARY

WILL COUNTY, ILLINOIS
 GENERAL PRIMARY ELECTION
 MARCH 15, 2016
 REPUBLICAN

OFFICIAL RESULTS

	TOTAL VOTES	%	ELECTION DAY	VOTE/MAIL	EARLY VOTING	PROVISIONAL	CITY/AURORA
COUNTY AUDITOR							
Vote for not more than 1							
Gary Good	65,112	100.00	56,027	2,695	4,785	840	765
CORONER							
Vote for not more than 1							
No Candidate Filed	0		0	0	0	0	0
CHIEF EXECUTIVE OFFICER							
Vote for not more than 1							
Laurie McPhillips.	65,788	100.00	56,590	2,706	4,867	845	780
COUNTY BOARD MEMBER DISTRICT ONE							
Vote for not more than 2							
Judy Ogalla.	4,167	55.90	3,569	199	364	35	0
Natalie "Nat" Murawski	3,287	44.10	2,804	174	283	26	0
COUNTY BOARD MEMBER DISTRICT THREE							
Vote for not more than 2							
Raquel Mitchell	2,532	50.33	2,327	77	88	40	0
S. James Boudouris	2,499	49.67	2,286	84	80	49	0
COUNTY BOARD MEMBER DISTRICT FOUR							
Vote for not more than 2							
Thomas M. Gilligan	2,777	100.00	2,569	108	49	51	0
No Candidate Filed	0		0	0	0	0	0
COUNTY BOARD MEMBER DISTRICT SIX							
Vote for not more than 2							
Ragan Freitag	5,207	45.76	4,480	233	438	56	0
Don Gould	6,172	54.24	5,335	259	513	65	0
COUNTY BOARD MEMBER DISTRICT SEVEN							
Vote for not more than 2							
Stephen J. Balich.	5,970	54.11	5,087	224	577	82	0
Mike Fricilone.	5,063	45.89	4,282	204	512	65	0
COUNTY BOARD MEMBER DISTRICT EIGHT							
Vote for not more than 2							
Leonard Thompson, Jr.	1,422	100.00	1,202	93	110	17	0
No Candidate Filed	0		0	0	0	0	0
COUNTY BOARD MEMBER DISTRICT TEN							
Vote for not more than 2							
Candidate Withdrew	0		0	0	0	0	0
No Candidate Filed	0		0	0	0	0	0

ELECTION SUMMARY

WILL COUNTY, ILLINOIS
 GENERAL PRIMARY ELECTION
 MARCH 15, 2016
 REPUBLICAN

OFFICIAL RESULTS

	TOTAL VOTES	%	ELECTION DAY	VOTE/MAIL	EARLY VOTING	PROVISIONAL	CITY/AURORA
COUNTY BOARD MEMBER DISTRICT TWELVE							
Vote for not more than 2							
Raymond Tuminello	6,097	48.97	5,120	243	663	71	0
Tom Weigel	6,353	51.03	5,333	256	688	76	0
COUNTY BOARD MEMBER DISTRICT THIRTEEN							
Vote for not more than 2							
Yvonne Bolton	2,394	25.48	2,042	174	139	39	0
Brenda K. Morse	3,233	34.41	2,784	212	190	47	0
Tim J. Kraulidis	3,769	40.11	3,237	259	227	46	0

	TOTAL VOTES	%	ELECTION DAY	VOTE/MAIL	EARLY VOTING	PROVISIONAL	CITY/AURORA
VILLAGE OF BEECHER REFERENDUM							
Vote for not more than 1							
YES	745	64.78	659	25	55	6	0
NO.	405	35.22	380	6	17	2	0
VILLAGE OF HOMER GLEN REFERENDUM							
Vote for not more than 1							
YES	6,636	89.06	5,560	244	742	90	0
NO.	815	10.94	700	19	87	9	0
HOMER TOWNSHIP REFERENDUM							
Vote for not more than 1							
YES	9,475	87.25	8,131	339	888	117	0
NO.	1,385	12.75	1,234	24	115	12	0
FRANKFORT SQUARE PARK DISTRICT REFERENDUM							
Vote for not more than 1							
YES	2,348	47.72	2,061	81	180	26	0
NO.	2,572	52.28	2,317	76	150	29	0
PLAINFIELD PUBLIC LIBRARY DISTRICT PROPOSITION TO ISSUE BONDS							
Vote for not more than 1							
YES	8,233	44.23	7,232	224	696	81	0
NO.	10,382	55.77	9,089	337	811	145	0
PLAINFIELD PUBLIC LIBRARY DISTRICT PROPOSITION TO INCREASE THE LIMITING RATE							
Vote for not more than 1							
YES	5,656	30.73	4,907	173	512	64	0
NO.	12,752	69.27	11,241	380	972	159	0
WHITE OAK LIBRARY REFERENDUM							
Vote for not more than 1							
YES	5,631	34.61	4,880	262	421	68	0
NO.	10,639	65.39	9,374	487	678	100	0
PEOTONE CUSD 207-U REFERENDUM							
Vote for not more than 1							
YES	1,008	25.34	900	18	82	8	0
NO.	2,970	74.66	2,531	133	246	60	0
TAFT SCHOOL DISTRICT 90 REFERENDUM							
Vote for not more than 1							
YES	443	44.04	394	12	33	4	0
NO.	563	55.96	463	32	58	10	0

	TOTAL VOTES	%	ELECTION DAY	VOTE/MAIL	EARLY VOTING	PROVISIONAL	CITY/AURORA
NORTHWEST HOMER FIRE PROTECTION DISTRICT REFERENDUM							
Vote for not more than 1							
YES	2,303	50.76	1,932	77	267	27	0
NO.	2,234	49.24	1,870	102	230	32	0



Nancy Schultz Voots

W I L L C O U N T Y C L E R K



Republican Party

**CITY OF
AURORA
RESULTS**

**SUMMARY &
PRECINCT DETAILS**

AURORA ELECTION COMMISSION
 ELECTION SUMMARY REPORT
 GENERAL PRIMARY ELECTION
 MARCH 15, 2016
 OFFICIAL RESULTS
 WILL COUNTY

Date:03/30/16
 Time:18:40:11
 Page:1 of 3

Registered Voters 5997 - Cards Cast 2392 - 39.89%

Num. Report Precinct 7 - Num. Reporting 7 100.00%

R U.S. PRESIDENT		R		Total
Number of Precincts				7
Precincts Reporting				7 100.0 %
Times Counted		946/5997	15.8 %	
Total Votes		946		
J BUSH	R	3	0.32%	
C CHRISTIE	R	2	0.21%	
D TRUMP	R	320	33.83%	
T CRUZ	R	296	31.29%	
M RUBIO	R	126	13.32%	
RAND PAUL	R	4	0.42%	
C FIORINA	R	0	0.00%	
MIKE HUCKABEE	R	4	0.42%	
RICK SANTORUM	R	0	0.00%	
JOHN R. KASICH	R	187	19.77%	
BEN CARSON	R	3	0.32%	

R COMPROLLER-UNEXPIRED		R		Total
Number of Precincts				7
Precincts Reporting		7	100.0 %	
Times Counted		925/5997	15.4 %	
Total Votes		793		
GEISSLER MUNGER	R	793	100.00%	

R 14TH CONGRESS DIST REP		R		Total
Number of Precincts				7
Precincts Reporting		7	100.0 %	
Times Counted		946/5997	15.8 %	
Total Votes		818		
R HULTGREN	R	818	100.00%	

R U.S. PRESIDENT 14TH CONG		R		Total
Number of Precincts				7
Precincts Reporting		7	100.0 %	
Times Counted		946/5997	15.8 %	
Total Votes		946		
J BUSH	R	3	0.32%	
C CHRISTIE	R	2	0.21%	
D TRUMP	R	320	33.83%	
T CRUZ	R	296	31.29%	
M RUBIO	R	126	13.32%	
RAND PAUL	R	4	0.42%	
C FIORINA	R	0	0.00%	
MIKE HUCKABEE	R	4	0.42%	
RICK SANTORUM	R	0	0.00%	
JOHN R. KASICH	R	187	19.77%	
BEN CARSON	R	3	0.32%	

R DELEGATE-14TH R		R		Total
Number of Precincts				7
Precincts Reporting		7	100.0 %	
Times Counted		946/5997	15.8 %	
Total Votes		2389		
ANDERA BURNETTE	R	256	10.72%	
CHRIS BOCKAY	R	249	10.42%	
LINDA CHRISTL	R	243	10.17%	
TOM CROSS	R	99	4.14%	
ANDREW M. FAVILLE	R	7	0.29%	
GERARD KEATING	R	12	0.50%	
GRETCHEN FRITZ	R	238	9.96%	
CHUCK KERN	R	227	9.50%	
STEVE ROONEY	R	237	9.92%	
SHARON J. LANG	R	7	0.29%	
THOMAS STUEBNER	R	2	0.08%	
RICHARD DZIUBAN	R	0	0.00%	
KEVIN GEARY	R	0	0.00%	
TERRI WINTERMUTE	R	4	0.17%	
MARK MYSLINSKI	R	0	0.00%	
KATHLEEN SALVI	R	7	0.29%	
IRENE M. NAPIER	R	3	0.13%	
BARBARA WHEELER	R	98	4.10%	
JAMES D. OBERWEIS	R	136	5.69%	
MARK BATINICK	R	90	3.77%	
MICHAEL SMYK	R	4	0.17%	
ERIC CARL HENDRICKS	R	6	0.25%	
JOHN BERNARD MAZUR	R	5	0.21%	
SCOTT R. GRYDER	R	158	6.61%	
VASAVI KRISHNASRI CH	R	135	5.65%	
MATTHEW G. PROCHASKA	R	139	5.82%	
CONNIE L. VON KEUDEL	R	10	0.42%	
GABRIELA F. WYATT	R	9	0.38%	
STANTON J. BOND	R	8	0.33%	

R US SENATOR		R		Total
Number of Precincts				7
Precincts Reporting		7	100.0 %	
Times Counted		946/5997	15.8 %	
Total Votes		873		
JAMES MARTER	R	285	32.65%	
MARK KIRK	R	588	67.35%	

AURORA ELECTION COMMISSION
 ELECTION SUMMARY REPORT
 GENERAL PRIMARY ELECTION
 MARCH 15, 2016
 OFFICIAL RESULTS
 WILL COUNTY

Date:03/30/16
 Time:18:40:11
 Page:2 of 3

Registered Voters 5997 - Cards Cast 2392 39.89%

Num. Report Precinct 7 - Num. Reporting 7 100.00%

R ALT DELEGATE-14TH R		R		Total
Number of Precincts				7
Precincts Reporting				7 100.0 %
Times Counted		946/5997	15.8 %	
Total Votes				2187
STEVE BISHOP	R	269	12.30%	
SUSAN B. DIXON	R	241	11.02%	
DAWN DAMIANI	R	221	10.11%	
PAUL LENCIONI	R	11	0.50%	
BURTON D. MINOR	R	7	0.32%	
GARY T. RABINE	R	9	0.41%	
JENNIFER NEVINS	R	246	11.25%	
LARRY CHAPEL	R	208	9.51%	
MATTHEW O. STERBA	R	204	9.33%	
CHARLES J. RECTOR	R	6	0.27%	
SARAH STUEBNER	R	9	0.41%	
JEFFERY METZGER	R	9	0.41%	
LAURENE GEARY	R	4	0.18%	
TED KOCH	R	2	0.09%	
DAVID PALUCH	R	1	0.05%	
AL SALVI	R	82	3.75%	
THOMAS C. 'TOM' RANK	R	100	4.57%	
KEITH WHEELER	R	96	4.39%	
JOSEPH T. GILLESPIE	R	149	6.81%	
GARY J. GOLINSKI	R	137	6.26%	
ROBERT E. DAVIDSON	R	137	6.26%	
DENNIS D. EDWARDS, J	R	8	0.37%	
MARK K. ACUFF	R	10	0.46%	
WILLIAM P. TELL	R	9	0.41%	
ALEX PIETRAROSSO	R	12	0.55%	

R 97TH GEN ASSEMBLY REP		R		Total
Number of Precincts				1
Precincts Reporting				1 100.0 %
Times Counted		0/0		
Total Votes				0
MARK BATINICK	R			0 N/A

R CEO- WILL		R		Total
Number of Precincts				7
Precincts Reporting				7 100.0 %
Times Counted		925/5997	15.4 %	
Total Votes				780
LAURIE McPHILLIPS	R			780 100.00%

R CIRCUIT COURT CLERK-WILL		R		Total
Number of Precincts				7
Precincts Reporting				7 100.0 %
Times Counted		925/5997	15.4 %	
Total Votes				775
M. CARLSON	R			775 100.00%

R AUDITOR- WILL		R		Total
Number of Precincts				7
Precincts Reporting				7 100.0 %
Times Counted		925/5997	15.4 %	
Total Votes				765
GARY GOOD	R			765 100.00%

R ST SENATOR - 49TH DIST		R		Total
Number of Precincts				1
Precincts Reporting				1 100.0 %
Times Counted		0/0		
Total Votes				0
MICHELLE SMITH	R			0 N/A

R CORONER- WILL		R		Total
Number of Precincts				7
Precincts Reporting				7 100.0 %
Times Counted		266/5997	4.4 %	
Total Votes				0
NO CANDIDATE				0 N/A

R 84TH GEN ASSEMBLY REP		R		Total
Number of Precincts				7
Precincts Reporting				7 100.0 %
Times Counted		925/5997	15.4 %	
Total Votes				751
MIKE STRICK	R			751 100.00%

R RECORDER- WILL		R		Total
Number of Precincts				7
Precincts Reporting				7 100.0 %
Times Counted		925/5997	15.4 %	
Total Votes				768
KRISTIN CROSS	R			768 100.00%

AURORA ELECTION COMMISSION
 ELECTION SUMMARY REPORT
 GENERAL PRIMARY ELECTION
 MARCH 15, 2016
 OFFICIAL RESULTS
 WILL COUNTY

Date:03/30/16
 Time:18:40:11
 Page:3 of 3

Registered Voters 5997 - Cards Cast 2392 39.89%

Num. Report Precinct 7 - Num. Reporting 7 100.00%

R STATE'S ATTY-WILL		R	
		Total	
Number of Precincts		7	
Precincts Reporting		7	100.0 %
Times Counted		266/5997	4.4 %
Total Votes		0	
NO CANDIDATE		0	N/A

R Ward 09 Pct 09 COMMITTEEMAN		R	
		Total	
Number of Precincts		1	
Precincts Reporting		1	100.0 %
Times Counted		138/895	15.4 %
Total Votes		112	
Kerry Pace	R	112	100.00%

R Ward 09 Pct 04 COMMITTEEMAN		R	
		Total	
Number of Precincts		1	
Precincts Reporting		1	100.0 %
Times Counted		71/948	7.5 %
Total Votes		0	
No Candidate		0	N/A

R Ward 09 Pct 10 COMMITTEEMAN		R	
		Total	
Number of Precincts		1	
Precincts Reporting		1	100.0 %
Times Counted		13/470	2.8 %
Total Votes		0	
No Candidate		0	N/A

R Ward 09 Pct 05 COMMITTEEMAN		R	
		Total	
Number of Precincts		1	
Precincts Reporting		1	100.0 %
Times Counted		122/812	15.0 %
Total Votes		98	
Dirk A. Pollock	R	98	100.00%

R Ward 09 Pct 06 COMMITTEEMAN		R	
		Total	
Number of Precincts		1	
Precincts Reporting		1	100.0 %
Times Counted		109/861	12.7 %
Total Votes		84	
Nicole Tudisco	R	84	100.00%

R Ward 09 Pct 07 COMMITTEEMAN		R	
		Total	
Number of Precincts		1	
Precincts Reporting		1	100.0 %
Times Counted		39/1041	3.7 %
Total Votes		0	
No Candidate		0	N/A

R Ward 09 Pct 08 COMMITTEEMAN		R	
		Total	
Number of Precincts		1	
Precincts Reporting		1	100.0 %
Times Counted		10/970	1.0 %
Total Votes		0	
No Candidate		0	N/A

AURORA ELECTION COMMISSION
 OFFICIAL RESULTS
 STATEMENT OF VOTES CAST
 GENERAL PRIMARY ELECTION
 MARCH 15, 2016
 WILL COUNTY

Date:03/29/16
 Time:20:27:31
 Page:1 of 23

	TURN OUT		
	Reg. Voters	Cards Cast	% Turnout
Jurisdiction Wide			
Ward 09 Pct 04	948	376	39.66%
Ward 09 Pct 05	812	325	40.02%
Ward 09 Pct 06	861	337	39.14%
Ward 09 Pct 07	1041	449	43.13%
Ward 09 Pct 08	970	383	39.48%
Ward 09 Pct 09	895	331	36.98%
Ward 09 Pct 10	470	191	40.64%
Total	5997	2392	39.89%

AURORA ELECTION COMMISSION
OFFICIAL RESULTS
STATEMENT OF VOTES CAST
GENERAL PRIMARY ELECTION
MARCH 15, 2016
WILL COUNTY

Date:03/29/16
 Time:20:27:32
 Page:2 of 23

R U.S. PRESIDENT											
	Reg. Voters	Times Counted	Total Votes	J BUSH (R)		C CHRISTIE (R)		D TRUMP (R)		T CRUZ (R)	
Jurisdiction Wide											
Ward 09 Pct 04	948	166	166	0	0.00%	1	0.60%	66	39.76%	40	24.10%
Ward 09 Pct 05	812	132	132	0	0.00%	0	0.00%	41	31.06%	42	31.82%
Ward 09 Pct 06	861	109	109	0	0.00%	1	0.92%	41	37.61%	47	43.12%
Ward 09 Pct 07	1041	209	209	1	0.48%	0	0.00%	70	33.49%	58	27.75%
Ward 09 Pct 08	970	114	114	0	0.00%	0	0.00%	38	33.33%	35	30.70%
Ward 09 Pct 09	895	139	139	2	1.44%	0	0.00%	37	26.62%	47	33.81%
Ward 09 Pct 10	470	77	77	0	0.00%	0	0.00%	27	35.06%	27	35.06%
Total	5997	946	946	3	0.32%	2	0.21%	320	33.83%	296	31.29%

AURORA ELECTION COMMISSION
OFFICIAL RESULTS
STATEMENT OF VOTES CAST
GENERAL PRIMARY ELECTION
MARCH 15, 2016
WILL COUNTY

Date:03/29/16
 Time:20:27:32
 Page:3 of 23

R U.S. PRESIDENT												
	M RUBIO (R)		RAND PAUL (R)		C FIORINA (R)		MIKE HUCKABEE (R)		RICK SANTORUM (R)		JOHN R. KASICH (R)	
Jurisdiction Wide												
Ward 09 Pct 04	21	12.65%	3	1.81%	0	0.00%	0	0.00%	0	0.00%	35	21.08%
Ward 09 Pct 05	19	14.39%	0	0.00%	0	0.00%	1	0.76%	0	0.00%	27	20.45%
Ward 09 Pct 06	9	8.26%	1	0.92%	0	0.00%	0	0.00%	0	0.00%	9	8.26%
Ward 09 Pct 07	35	16.75%	0	0.00%	0	0.00%	1	0.48%	0	0.00%	43	20.57%
Ward 09 Pct 08	11	9.65%	0	0.00%	0	0.00%	0	0.00%	0	0.00%	30	26.32%
Ward 09 Pct 09	26	18.71%	0	0.00%	0	0.00%	2	1.44%	0	0.00%	25	17.99%
Ward 09 Pct 10	5	6.49%	0	0.00%	0	0.00%	0	0.00%	0	0.00%	18	23.38%
Total	126	13.32%	4	0.42%	0	0.00%	4	0.42%	0	0.00%	187	19.77%

AURORA ELECTION COMMISSION
OFFICIAL RESULTS
STATEMENT OF VOTES CAST
GENERAL PRIMARY ELECTION
MARCH 15, 2016
WILL COUNTY

Date:03/29/16
 Time:20:27:32
 Page:4 of 23

	R U.S. PRESIDENT			
	BEN CARSON (R)		Write-In Votes	
Jurisdiction Wide				
Ward 09 Pct 04	0	0.00%	0	0.00%
Ward 09 Pct 05	1	0.76%	1	0.76%
Ward 09 Pct 06	1	0.92%	0	0.00%
Ward 09 Pct 07	1	0.48%	0	0.00%
Ward 09 Pct 08	0	0.00%	0	0.00%
Ward 09 Pct 09	0	0.00%	0	0.00%
Ward 09 Pct 10	0	0.00%	0	0.00%
Total	3	0.32%	1	0.11%

AURORA ELECTION COMMISSION
OFFICIAL RESULTS
STATEMENT OF VOTES CAST
GENERAL PRIMARY ELECTION
MARCH 15, 2016
WILL COUNTY

Date:03/29/16
 Time:20:27:32
 Page:5 of 23

R U.S. PRESIDENT 14TH CONG											
	Reg. Voters	Times Counted	Total Votes	J BUSH (R)		C CHRISTIE (R)		D TRUMP (R)		T CRUZ (R)	
Jurisdiction Wide											
Ward 09 Pct 04	948	166	166	0	0.00%	1	0.60%	66	39.76%	40	24.10%
Ward 09 Pct 05	812	132	132	0	0.00%	0	0.00%	41	31.06%	42	31.82%
Ward 09 Pct 06	861	109	109	0	0.00%	1	0.92%	41	37.61%	47	43.12%
Ward 09 Pct 07	1041	209	209	1	0.48%	0	0.00%	70	33.49%	58	27.75%
Ward 09 Pct 08	970	114	114	0	0.00%	0	0.00%	38	33.33%	35	30.70%
Ward 09 Pct 09	895	139	139	2	1.44%	0	0.00%	37	26.62%	47	33.81%
Ward 09 Pct 10	470	77	77	0	0.00%	0	0.00%	27	35.06%	27	35.06%
Total	5997	946	946	3	0.32%	2	0.21%	320	33.83%	296	31.29%

AURORA ELECTION COMMISSION
OFFICIAL RESULTS
STATEMENT OF VOTES CAST
GENERAL PRIMARY ELECTION
MARCH 15, 2016
WILL COUNTY

Date:03/29/16
 Time:20:27:32
 Page:6 of 23

R U.S. PRESIDENT 14TH CONG

	M RUBIO (R)		RAND PAUL (R)		C FIORINA (R)		MIKE HUCKABEE (R)		RICK SANTORUM (R)		JOHN R. KASICH (R)	
Jurisdiction Wide												
Ward 09 Pct 04	21	12.65%	3	1.81%	0	0.00%	0	0.00%	0	0.00%	35	21.08%
Ward 09 Pct 05	19	14.39%	0	0.00%	0	0.00%	1	0.76%	0	0.00%	27	20.45%
Ward 09 Pct 06	9	8.26%	1	0.92%	0	0.00%	0	0.00%	0	0.00%	9	8.26%
Ward 09 Pct 07	35	16.75%	0	0.00%	0	0.00%	1	0.48%	0	0.00%	43	20.57%
Ward 09 Pct 08	11	9.65%	0	0.00%	0	0.00%	0	0.00%	0	0.00%	30	26.32%
Ward 09 Pct 09	26	18.71%	0	0.00%	0	0.00%	2	1.44%	0	0.00%	25	17.99%
Ward 09 Pct 10	5	6.49%	0	0.00%	0	0.00%	0	0.00%	0	0.00%	18	23.38%
Total	126	13.32%	4	0.42%	0	0.00%	4	0.42%	0	0.00%	187	19.77%

AURORA ELECTION COMMISSION
OFFICIAL RESULTS
STATEMENT OF VOTES CAST
GENERAL PRIMARY ELECTION
MARCH 15, 2016
WILL COUNTY

Date:03/29/16
 Time:20:27:32
 Page:7 of 23

	R U.S. PRESIDENT 14TH CONG				R US SENATOR						
	BEN CARSON (R)		Write-In Votes		Reg. Voters	Times Counted	Total Votes	JAMES MARTER (R)		MARK KIRK (R)	
Jurisdiction Wide											
Ward 09 Pct 04	0	0.00%	0	0.00%	948	166	153	44	28.76%	109	71.24%
Ward 09 Pct 05	1	0.76%	1	0.76%	812	132	118	33	27.97%	85	72.03%
Ward 09 Pct 06	1	0.92%	0	0.00%	861	109	100	38	38.00%	62	62.00%
Ward 09 Pct 07	1	0.48%	0	0.00%	1041	209	189	62	32.80%	127	67.20%
Ward 09 Pct 08	0	0.00%	0	0.00%	970	114	106	38	35.85%	68	64.15%
Ward 09 Pct 09	0	0.00%	0	0.00%	895	139	132	49	37.12%	83	62.88%
Ward 09 Pct 10	0	0.00%	0	0.00%	470	77	75	21	28.00%	54	72.00%
Total	3	0.32%	1	0.11%	5997	946	873	285	32.65%	588	67.35%

AURORA ELECTION COMMISSION
OFFICIAL RESULTS
STATEMENT OF VOTES CAST
GENERAL PRIMARY ELECTION
MARCH 15, 2016
WILL COUNTY

Date:03/29/16
 Time:20:27:32
 Page:8 of 23

	R COMPTROLLER-UNEXPIRED				R 14TH CONGRESS DIST REP			
	Reg. Voters	Times Counted	Total Votes	GEISSLER MUNGER (R)	Reg. Voters	Times Counted	Total Votes	R HULTGREN (R)
Jurisdiction Wide								
Ward 09 Pct 04	948	166	144	144 100.00%	948	166	146	146 100.00%
Ward 09 Pct 05	812	122	105	105 100.00%	812	132	115	115 100.00%
Ward 09 Pct 06	861	109	90	90 100.00%	861	109	92	92 100.00%
Ward 09 Pct 07	1041	209	178	178 100.00%	1041	209	177	177 100.00%
Ward 09 Pct 08	970	114	101	101 100.00%	970	114	102	102 100.00%
Ward 09 Pct 09	895	138	119	119 100.00%	895	139	119	119 100.00%
Ward 09 Pct 10	470	67	56	56 100.00%	470	77	67	67 100.00%
Total	5997	925	793	793 100.00%	5997	946	818	818 100.00%

AURORA ELECTION COMMISSION
OFFICIAL RESULTS
STATEMENT OF VOTES CAST
GENERAL PRIMARY ELECTION
MARCH 15, 2016
WILL COUNTY

Date:03/29/16
 Time:20:27:32
 Page:9 of 23

R DELEGATE-14TH R

	Reg. Voters	Times Counted	Total Votes	ANDERA BURNETTE (R)	CHRIS BOCKAY (R)	LINDA CHRISTL (R)	TOM CROSS (R)
Jurisdiction Wide							
Ward 09 Pct 04	948	166	403	58 14.39%	51 12.66%	57 14.14%	19 4.71%
Ward 09 Pct 05	812	132	349	32 9.17%	28 8.02%	29 8.31%	15 4.30%
Ward 09 Pct 06	861	109	276	32 11.59%	31 11.23%	30 10.87%	13 4.71%
Ward 09 Pct 07	1041	209	505	52 10.30%	57 11.29%	53 10.50%	14 2.77%
Ward 09 Pct 08	970	114	288	29 10.07%	29 10.07%	28 9.72%	11 3.82%
Ward 09 Pct 09	895	139	368	33 8.97%	31 8.42%	29 7.88%	21 5.71%
Ward 09 Pct 10	470	77	200	20 10.00%	22 11.00%	17 8.50%	6 3.00%
Total	5997	946	2389	256 10.72%	249 10.42%	243 10.17%	99 4.14%

AURORA ELECTION COMMISSION
OFFICIAL RESULTS
STATEMENT OF VOTES CAST
GENERAL PRIMARY ELECTION
MARCH 15, 2016
WILL COUNTY

Date:03/29/16
 Time:20:27:32
 Page:10 of 23

R DELEGATE-14TH R

	ANDREW M. FAVILLE (R)	GERARD KEATING (R)	GRETCHEN FRITZ (R)	CHUCK KERN (R)	STEVE ROONEY (R)	SHARON J. LANG (R)
Jurisdiction Wide						
Ward 09 Pct 04	1 0.25%	2 0.50%	31 7.69%	24 5.96%	31 7.69%	2 0.50%
Ward 09 Pct 05	1 0.29%	1 0.29%	38 10.89%	40 11.46%	40 11.46%	2 0.57%
Ward 09 Pct 06	2 0.72%	2 0.72%	34 12.32%	32 11.59%	34 12.32%	1 0.36%
Ward 09 Pct 07	2 0.40%	1 0.20%	44 8.71%	41 8.12%	41 8.12%	1 0.20%
Ward 09 Pct 08	0 0.00%	0 0.00%	30 10.42%	30 10.42%	32 11.11%	1 0.35%
Ward 09 Pct 09	1 0.27%	5 1.36%	40 10.87%	41 11.14%	36 9.78%	0 0.00%
Ward 09 Pct 10	0 0.00%	1 0.50%	21 10.50%	19 9.50%	23 11.50%	0 0.00%
Total	7 0.29%	12 0.50%	238 9.96%	227 9.50%	237 9.92%	7 0.29%

AURORA ELECTION COMMISSION
OFFICIAL RESULTS
STATEMENT OF VOTES CAST
GENERAL PRIMARY ELECTION
MARCH 15, 2016
WILL COUNTY

Date:03/29/16
 Time:20:27:32
 Page:11 of 23

R DELEGATE-14TH R

	THOMAS STUEBNER (R)	RICHARD DZIUBAN (R)	KEVIN GEARY (R)	TERRI WINTERMUTE (R)	MARK MYSLINSKI (R)	KATHLEEN SALVI (R)	IRENE M. NAPIER (R)
Jurisdiction Wide							
Ward 09 Pct 04	0 0.00%	0 0.00%	0 0.00%	1 0.25%	0 0.00%	1 0.25%	0 0.00%
Ward 09 Pct 05	1 0.29%	0 0.00%	0 0.00%	0 0.00%	0 0.00%	1 0.29%	1 0.29%
Ward 09 Pct 06	1 0.36%	0 0.00%	0 0.00%	0 0.00%	0 0.00%	1 0.36%	1 0.36%
Ward 09 Pct 07	0 0.00%	0 0.00%	0 0.00%	2 0.40%	0 0.00%	1 0.20%	1 0.20%
Ward 09 Pct 08	0 0.00%	0 0.00%	0 0.00%	0 0.00%	0 0.00%	1 0.35%	0 0.00%
Ward 09 Pct 09	0 0.00%	0 0.00%	0 0.00%	1 0.27%	0 0.00%	2 0.54%	0 0.00%
Ward 09 Pct 10	0 0.00%	0 0.00%	0 0.00%	0 0.00%	0 0.00%	0 0.00%	0 0.00%
Total	2 0.08%	0 0.00%	0 0.00%	4 0.17%	0 0.00%	7 0.29%	3 0.13%

AURORA ELECTION COMMISSION
OFFICIAL RESULTS
STATEMENT OF VOTES CAST
GENERAL PRIMARY ELECTION
MARCH 15, 2016
WILL COUNTY

Date:03/29/16
 Time:20:27:32
 Page:12 of 23

	R DELEGATE-14TH R											
	BARBARA WHEELER (R)		JAMES D. OBERWEIS (R)		MARK BATINICK (R)		MICHAEL SMYK (R)		ERIC CARL HENDRICKS (R)		JOHN BERNARD MAZUR (R)	
Jurisdiction Wide												
Ward 09 Pct 04	14	3.47%	21	5.21%	12	2.98%	1	0.25%	4	0.99%	1	0.25%
Ward 09 Pct 05	12	3.44%	17	4.87%	12	3.44%	0	0.00%	0	0.00%	1	0.29%
Ward 09 Pct 06	12	4.35%	12	4.35%	11	3.99%	1	0.36%	1	0.36%	1	0.36%
Ward 09 Pct 07	26	5.15%	38	7.52%	23	4.55%	1	0.20%	0	0.00%	1	0.20%
Ward 09 Pct 08	8	2.78%	12	4.17%	7	2.43%	0	0.00%	0	0.00%	0	0.00%
Ward 09 Pct 09	21	5.71%	23	6.25%	21	5.71%	1	0.27%	1	0.27%	1	0.27%
Ward 09 Pct 10	5	2.50%	13	6.50%	4	2.00%	0	0.00%	0	0.00%	0	0.00%
Total	98	4.10%	136	5.69%	90	3.77%	4	0.17%	6	0.25%	5	0.21%

AURORA ELECTION COMMISSION
OFFICIAL RESULTS
STATEMENT OF VOTES CAST
GENERAL PRIMARY ELECTION
MARCH 15, 2016
WILL COUNTY

Date:03/29/16
 Time:20:27:32
 Page:13 of 23

	R DELEGATE-14TH R											
	SCOTT R. GRYDER (R)		VASAVI KRISHNASRI CH (R)		MATTHEW G. PROCHASKA (R)		CONNIE L. VON KEUDEL (R)		GABRIELA F. WYATT (R)		STANTON J. BOND (R)	
Jurisdiction Wide												
Ward 09 Pct 04	21	5.21%	23	5.71%	24	5.96%	2	0.50%	1	0.25%	1	0.25%
Ward 09 Pct 05	24	6.88%	20	5.73%	23	6.59%	4	1.15%	3	0.86%	4	1.15%
Ward 09 Pct 06	10	3.62%	5	1.81%	6	2.17%	1	0.36%	1	0.36%	1	0.36%
Ward 09 Pct 07	41	8.12%	31	6.14%	30	5.94%	1	0.20%	2	0.40%	1	0.20%
Ward 09 Pct 08	24	8.33%	20	6.94%	23	7.99%	1	0.35%	1	0.35%	1	0.35%
Ward 09 Pct 09	22	5.98%	19	5.16%	17	4.62%	1	0.27%	1	0.27%	0	0.00%
Ward 09 Pct 10	16	8.00%	17	8.50%	16	8.00%	0	0.00%	0	0.00%	0	0.00%
Total	158	6.61%	135	5.65%	139	5.82%	10	0.42%	9	0.38%	8	0.33%

AURORA ELECTION COMMISSION
OFFICIAL RESULTS
STATEMENT OF VOTES CAST
GENERAL PRIMARY ELECTION
MARCH 15, 2016
WILL COUNTY

Date:03/29/16
 Time:20:27:32
 Page:14 of 23

R ALT DELEGATE-14TH R

	Reg. Voters	Times Counted	Total Votes	STEVE BISHOP (R)	SUSAN B. DIXON (R)	DAWN DAMIANI (R)	PAUL LENCIONI (R)
Jurisdiction Wide							
Ward 09 Pct 04	948	166	365	40 10.96%	33 9.04%	26 7.12%	1 0.27%
Ward 09 Pct 05	812	132	318	42 13.21%	34 10.69%	36 11.32%	0 0.00%
Ward 09 Pct 06	861	109	241	40 16.60%	34 14.11%	32 13.28%	3 1.24%
Ward 09 Pct 07	1041	209	479	49 10.23%	45 9.39%	44 9.19%	5 1.04%
Ward 09 Pct 08	970	114	263	30 11.41%	29 11.03%	28 10.65%	1 0.38%
Ward 09 Pct 09	895	139	335	45 13.43%	44 13.13%	37 11.04%	1 0.30%
Ward 09 Pct 10	470	77	186	23 12.37%	22 11.83%	18 9.68%	0 0.00%
Total	5997	946	2187	269 12.30%	241 11.02%	221 10.11%	11 0.50%

AURORA ELECTION COMMISSION
OFFICIAL RESULTS
STATEMENT OF VOTES CAST
GENERAL PRIMARY ELECTION
MARCH 15, 2016
WILL COUNTY

Date:03/29/16
 Time:20:27:32
 Page:15 of 23

R ALT DELEGATE-14TH R

	BURTON D. MINOR (R)	GARY T. RABINE (R)	JENNIFER NEVINS (R)	LARRY CHAPEL (R)	MATTHEW O. STERBA (R)	CHARLES J. RECTOR (R)
Jurisdiction Wide						
Ward 09 Pct 04	2 0.55%	1 0.27%	53 14.52%	45 12.33%	45 12.33%	1 0.27%
Ward 09 Pct 05	0 0.00%	0 0.00%	33 10.38%	28 8.81%	23 7.23%	1 0.31%
Ward 09 Pct 06	0 0.00%	0 0.00%	29 12.03%	25 10.37%	27 11.20%	1 0.41%
Ward 09 Pct 07	2 0.42%	3 0.63%	55 11.48%	46 9.60%	46 9.60%	0 0.00%
Ward 09 Pct 08	1 0.38%	2 0.76%	29 11.03%	22 8.37%	21 7.98%	0 0.00%
Ward 09 Pct 09	2 0.60%	1 0.30%	28 8.36%	26 7.76%	25 7.46%	1 0.30%
Ward 09 Pct 10	0 0.00%	2 1.08%	19 10.22%	16 8.60%	17 9.14%	2 1.08%
Total	7 0.32%	9 0.41%	246 11.25%	208 9.51%	204 9.33%	6 0.27%

AURORA ELECTION COMMISSION
OFFICIAL RESULTS
STATEMENT OF VOTES CAST
GENERAL PRIMARY ELECTION
MARCH 15, 2016
WILL COUNTY

Date:03/29/16
 Time:20:27:32
 Page:16 of 23

R ALT DELEGATE-14TH R

	SARAH STUEBNER (R)		JEFFERY METZGER (R)		LAURENE GEARY (R)		TED KOCH (R)		DAVID PALUCH (R)		AL SALVI (R)	
Jurisdiction Wide												
Ward 09 Pct 04	3	0.82%	1	0.27%	0	0.00%	1	0.27%	0	0.00%	12	3.29%
Ward 09 Pct 05	1	0.31%	1	0.31%	1	0.31%	0	0.00%	0	0.00%	9	2.83%
Ward 09 Pct 06	1	0.41%	1	0.41%	0	0.00%	1	0.41%	0	0.00%	4	1.66%
Ward 09 Pct 07	2	0.42%	1	0.21%	3	0.63%	0	0.00%	1	0.21%	20	4.18%
Ward 09 Pct 08	0	0.00%	2	0.76%	0	0.00%	0	0.00%	0	0.00%	12	4.56%
Ward 09 Pct 09	1	0.30%	2	0.60%	0	0.00%	0	0.00%	0	0.00%	19	5.67%
Ward 09 Pct 10	1	0.54%	1	0.54%	0	0.00%	0	0.00%	0	0.00%	6	3.23%
Total	9	0.41%	9	0.41%	4	0.18%	2	0.09%	1	0.05%	82	3.75%

AURORA ELECTION COMMISSION
OFFICIAL RESULTS
STATEMENT OF VOTES CAST
GENERAL PRIMARY ELECTION
MARCH 15, 2016
WILL COUNTY

Date:03/29/16
 Time:20:27:32
 Page:17 of 23

R ALT DELEGATE-14TH R

	THOMAS C. 'TOM' RANK (R)	KEITH WHEELER (R)	JOSEPH T. GILLESPIE (R)	GARY J. GOLINSKI (R)	ROBERT E. DAVIDSON (R)	DENNIS D. EDWARDS, J (R)
Jurisdiction Wide						
Ward 09 Pct 04	13 3.56%	16 4.38%	24 6.58%	21 5.75%	20 5.48%	1 0.27%
Ward 09 Pct 05	11 3.46%	13 4.09%	26 8.18%	25 7.86%	24 7.55%	2 0.63%
Ward 09 Pct 06	8 3.32%	9 3.73%	8 3.32%	6 2.49%	8 3.32%	0 0.00%
Ward 09 Pct 07	29 6.05%	23 4.80%	36 7.52%	33 6.89%	32 6.68%	1 0.21%
Ward 09 Pct 08	10 3.80%	9 3.42%	20 7.60%	20 7.60%	20 7.60%	4 1.52%
Ward 09 Pct 09	23 6.87%	19 5.67%	21 6.27%	17 5.07%	17 5.07%	0 0.00%
Ward 09 Pct 10	6 3.23%	7 3.76%	14 7.53%	15 8.06%	16 8.60%	0 0.00%
Total	100 4.57%	96 4.39%	149 6.81%	137 6.26%	137 6.26%	8 0.37%

AURORA ELECTION COMMISSION
OFFICIAL RESULTS
STATEMENT OF VOTES CAST
GENERAL PRIMARY ELECTION
MARCH 15, 2016
WILL COUNTY

Date:03/29/16
 Time:20:27:32
 Page:18 of 23

	R ALT DELEGATE-14TH R			R ST SENATOR - 49TH DIST			
	MARK K. ACUFF (R)	WILLIAM P. TELL (R)	ALEX PIETRAROSSO (R)	Reg. Voters	Times Counted	Total Votes	MICHELLE SMITH (R)
Jurisdiction Wide							
Ward 09 Pct 04	1 0.27%	1 0.27%	4 1.10%	-	-	-	-
Ward 09 Pct 05	4 1.26%	3 0.94%	1 0.31%	-	-	-	-
Ward 09 Pct 06	0 0.00%	1 0.41%	3 1.24%	-	-	-	-
Ward 09 Pct 07	1 0.21%	1 0.21%	1 0.21%	-	-	-	-
Ward 09 Pct 08	2 0.76%	1 0.38%	0 0.00%	-	-	-	-
Ward 09 Pct 09	1 0.30%	2 0.60%	3 0.90%	-	-	-	-
Ward 09 Pct 10	1 0.54%	0 0.00%	0 0.00%	0	0	0	0
Total	10 0.46%	9 0.41%	12 0.55%	0	0	0	0

AURORA ELECTION COMMISSION
OFFICIAL RESULTS
STATEMENT OF VOTES CAST
GENERAL PRIMARY ELECTION
MARCH 15, 2016
WILL COUNTY

Date:03/29/16
 Time:20:27:32
 Page:19 of 23

	R 84TH GEN ASSEMBLY REP				R 97TH GEN ASSEMBLY REP			
	Reg. Voters	Times Counted	Total Votes	MIKE STRICK (R)	Reg. Voters	Times Counted	Total Votes	MARK BATINICK (R)
Jurisdiction Wide								
Ward 09 Pct 04	948	166	137	137 100.00%	-	-	-	-
Ward 09 Pct 05	812	122	101	101 100.00%	-	-	-	-
Ward 09 Pct 06	861	109	79	79 100.00%	-	-	-	-
Ward 09 Pct 07	1041	209	175	175 100.00%	-	-	-	-
Ward 09 Pct 08	970	114	98	98 100.00%	-	-	-	-
Ward 09 Pct 09	895	138	110	110 100.00%	-	-	-	-
Ward 09 Pct 10	470	67	51	51 100.00%	0	0	0	0
Total	5997	925	751	751 100.00%	0	0	0	0

AURORA ELECTION COMMISSION
OFFICIAL RESULTS
STATEMENT OF VOTES CAST
GENERAL PRIMARY ELECTION
MARCH 15, 2016
WILL COUNTY

Date:03/29/16
 Time:20:27:32
 Page:20 of 23

	R CEO- WILL				R CIRCUIT COURT CLERK-WILL			
	Reg. Voters	Times Counted	Total Votes	LAURIE McPHILLIPS (R)	Reg. Voters	Times Counted	Total Votes	M. CARLSON (R)
Jurisdiction Wide								
Ward 09 Pct 04	948	166	140	140 100.00%	948	166	141	141 100.00%
Ward 09 Pct 05	812	122	103	103 100.00%	812	122	103	103 100.00%
Ward 09 Pct 06	861	109	87	87 100.00%	861	109	86	86 100.00%
Ward 09 Pct 07	1041	209	180	180 100.00%	1041	209	179	179 100.00%
Ward 09 Pct 08	970	114	100	100 100.00%	970	114	99	99 100.00%
Ward 09 Pct 09	895	138	114	114 100.00%	895	138	111	111 100.00%
Ward 09 Pct 10	470	67	56	56 100.00%	470	67	56	56 100.00%
Total	5997	925	780	780 100.00%	5997	925	775	775 100.00%

AURORA ELECTION COMMISSION
OFFICIAL RESULTS
STATEMENT OF VOTES CAST
GENERAL PRIMARY ELECTION
MARCH 15, 2016
WILL COUNTY

Date:03/29/16
 Time:20:27:32
 Page:21 of 23

	R AUDITOR- WILL				R RECORDER- WILL			
	Reg. Voters	Times Counted	Total Votes	GARY GOOD (R)	Reg. Voters	Times Counted	Total Votes	KRISTIN CROSS (R)
Jurisdiction Wide								
Ward 09 Pct 04	948	166	140	140 100.00%	948	166	141	141 100.00%
Ward 09 Pct 05	812	122	102	102 100.00%	812	122	100	100 100.00%
Ward 09 Pct 06	861	109	85	85 100.00%	861	109	87	87 100.00%
Ward 09 Pct 07	1041	209	178	178 100.00%	1041	209	178	178 100.00%
Ward 09 Pct 08	970	114	96	96 100.00%	970	114	98	98 100.00%
Ward 09 Pct 09	895	138	110	110 100.00%	895	138	110	110 100.00%
Ward 09 Pct 10	470	67	54	54 100.00%	470	67	54	54 100.00%
Total	5997	925	765	765 100.00%	5997	925	768	768 100.00%

AURORA ELECTION COMMISSION
OFFICIAL RESULTS
STATEMENT OF VOTES CAST
GENERAL PRIMARY ELECTION
MARCH 15, 2016
WILL COUNTY

Date:03/29/16
 Time:20:27:32
 Page:22 of 23

	R Ward 09 Pct 05 COMMITTEEMAN				R Ward 09 Pct 06 COMMITTEEMAN			
	Reg. Voters	Times Counted	Total Votes	Dirk A. Pollock (R)	Reg. Voters	Times Counted	Total Votes	Nicole Tudisco (R)
Jurisdiction Wide	-	-	-	-	-	-	-	-
Ward 09 Pct 04	-	-	-	-	-	-	-	-
Ward 09 Pct 05	812	122	98	98 100.00%	-	-	-	-
Ward 09 Pct 06	-	-	-	-	861	109	84	84 100.00%
Ward 09 Pct 07	-	-	-	-	-	-	-	-
Ward 09 Pct 08	-	-	-	-	-	-	-	-
Ward 09 Pct 09	-	-	-	-	-	-	-	-
Ward 09 Pct 10	-	-	-	-	-	-	-	-
Total	812	122	98	98 100.00%	861	109	84	84 100.00%

AURORA ELECTION COMMISSION
OFFICIAL RESULTS
STATEMENT OF VOTES CAST
GENERAL PRIMARY ELECTION
MARCH 15, 2016
WILL COUNTY

Date:03/29/16
 Time:20:27:32
 Page:23 of 23

R Ward 09 Pct 09 COMMITTEEMAN				
	Reg. Voters	Times Counted	Total Votes	Kerry Pace (R)
Jurisdiction Wide	-	-	-	-
Ward 09 Pct 04	-	-	-	-
Ward 09 Pct 05	-	-	-	-
Ward 09 Pct 06	-	-	-	-
Ward 09 Pct 07	-	-	-	-
Ward 09 Pct 08	-	-	-	-
Ward 09 Pct 09	895	138	112	112 100.00%
Ward 09 Pct 10	-	-	-	-
Total	895	138	112	112 100.00%



Nancy Schultz Voots

W I L L C O U N T Y C L E R K



Republican Party

**WRITE-IN
VOTES**



Nancy Schultz Voots

W I L L C O U N T Y C L E R K

**Official Write-In Results
March 15, 2016 General Primary Election**

Summary Totals

<u>Name</u>	<u>Office</u>	<u>Total Votes</u>
Joann Breivogel	President of the United States (Republican)	6
Lee Johnson	Republican Precinct Committeeman, Joliet Pct. 008	28
Edward Hennessy	Republican Precinct Committeeman, Joliet Pct. 020	14
Diane M. Harris	Republican Precinct Committeeman, Joliet Pct. 023	4
Donald Stubler	Republican Precinct Committeeman, Joliet Pct. 033	8
Lawrence B. Peet	Republican Precinct Committeeman, Joliet Pct. 036	1
Dan Sawyer	Republican Precinct Committeeman, Lockport Pct. 003	10
Paul Siegel	Republican Precinct Committeeman, Lockport Pct. 015	1
Jesse Torres	Republican Precinct Committeeman, Lockport Pct. 018	1
Cecilia (CeCe) DiSomma	Republican Precinct Committeeman, Lockport Pct. 019	14
Peter R. DeLaney	Republican Precinct Committeeman, Lockport Pct. 020	10
Jeff McKenzie	Republican Precinct Committeeman, Manhattan Pct. 004	15
Scott Bishop	Republican Precinct Committeeman, Wheatland 006	49
Mike Magee	Republican Precinct Committeeman, Wheatland 023	18
George Nawara	Republican Precinct Committeeman, Wheatland 025	27
Tim Rogers	Republican Precinct Committeeman, Wheatland 027	0



Nancy Schultz Voots

W I L L C O U N T Y C L E R K

**Official Write-In Results
March 15, 2016 General Primary Election**

**Joann Breivogel
President of the United States (Republican)**

<u>Precincts</u>	<u>Election Night</u>	<u>Vote by Mail</u>	<u>Early Voting</u>	<u>Provisional</u>	<u>TOTAL VOTES</u>
Channahon Pct. 001	0	0	0	0	0
Channahon Pct. 002	0	0	0	0	0
Channahon Pct. 003	0	0	0	0	0
Channahon Pct. 004	0	0	0	0	0
Channahon Pct. 005	0	0	0	0	0
Crete Pct. 001	0	0	0	0	0
Crete Pct. 002	0	0	0	0	0
Crete Pct. 003	0	0	0	0	0
Crete Pct. 004	0	0	0	0	0
Crete Pct. 005	0	0	0	0	0
Crete Pct. 006	0	0	0	0	0
Crete Pct. 007	0	0	0	0	0
Crete Pct. 008	0	0	0	0	0
Crete Pct. 009	0	0	0	0	0
Crete Pct. 010	0	0	0	0	0
Crete Pct. 011	0	0	0	0	0
Crete Pct. 012	0	0	0	0	0
Custer Pct. 001	0	0	0	0	0
DuPage Pct. 001	0	0	0	0	0
DuPage Pct. 002	0	0	0	0	0



Nancy Schultz Voots

W I L L C O U N T Y C L E R K

DuPage Pct. 003	0	0	0	0	0
DuPage Pct. 004	0	0	0	0	0
DuPage Pct. 005	0	0	0	0	0
DuPage Pct. 006	0	0	0	0	0
DuPage Pct. 007	0	0	0	0	0
DuPage Pct. 008	0	0	0	0	0
DuPage Pct. 009	0	0	0	0	0
DuPage Pct. 010	1	0	0	0	1
DuPage Pct. 011	0	0	0	0	0
DuPage Pct. 012	1	0	0	0	1
DuPage Pct. 013	0	0	0	0	0
DuPage Pct. 014	0	0	0	0	0
DuPage Pct. 015	0	0	0	0	0
DuPage Pct. 016	0	0	0	0	0
DuPage Pct. 017	0	0	0	0	0
DuPage Pct. 018	0	0	0	0	0
DuPage Pct. 019	0	0	0	0	0
DuPage Pct. 020	0	0	0	0	0
DuPage Pct. 021	0	0	0	0	0
DuPage Pct. 022	0	0	0	0	0
DuPage Pct. 023	0	0	0	0	0
DuPage Pct. 024	0	0	0	0	0
DuPage Pct. 025	0	0	0	0	0
DuPage Pct. 026	0	0	0	0	0
DuPage Pct. 027	0	0	0	0	0
DuPage Pct. 028	0	0	0	0	0
DuPage Pct. 029	0	0	0	0	0
DuPage Pct. 030	0	0	0	0	0



Nancy Schultz Voots

W I L L C O U N T Y C L E R K

DuPage Pct. 031	0	0	0	0	0
DuPage Pct. 032	0	0	0	0	0
DuPage Pct. 033	0	0	0	0	0
DuPage Pct. 034	0	0	0	0	0
DuPage Pct. 035	0	0	0	0	0
DuPage Pct. 036	0	0	0	0	0
DuPage Pct. 037	0	0	0	0	0
Florence Pct. 001	0	0	0	0	0
Frankfort Pct. 001	0	0	0	0	0
Frankfort Pct. 002	0	0	0	0	0
Frankfort Pct. 003	0	0	0	0	0
Frankfort Pct. 004	0	0	0	0	0
Frankfort Pct. 005	0	0	0	0	0
Frankfort Pct. 006	0	0	0	0	0
Frankfort Pct. 007	0	0	0	0	0
Frankfort Pct. 008	0	0	0	0	0
Frankfort Pct. 009	0	0	0	0	0
Frankfort Pct. 010	0	0	0	0	0
Frankfort Pct. 011	0	0	0	0	0
Frankfort Pct. 012	0	0	0	0	0
Frankfort Pct. 013	0	0	0	0	0
Frankfort Pct. 014	0	0	0	0	0
Frankfort Pct. 015	0	0	0	0	0
Frankfort Pct. 016	0	0	0	0	0
Frankfort Pct. 017	0	0	0	0	0
Frankfort Pct. 018	0	0	0	0	0
Frankfort Pct. 019	0	0	0	0	0
Frankfort Pct. 020	0	0	0	0	0



Nancy Schultz Voots

W I L L C O U N T Y C L E R K

Frankfort Pct. 021	0	0	0	0	0
Frankfort Pct. 022	0	0	0	0	0
Frankfort Pct. 023	0	0	0	0	0
Frankfort Pct. 024	0	0	0	0	0
Frankfort Pct. 025	0	0	0	0	0
Frankfort Pct. 026	0	0	0	0	0
Frankfort Pct. 027	0	0	0	0	0
Frankfort Pct. 028	0	0	0	0	0
Green Garden Pct. 001	0	0	0	0	0
Green Garden Pct. 002	0	0	0	0	0
Homer Pct. 001	0	0	0	0	0
Homer Pct. 002	0	0	0	0	0
Homer Pct. 003	0	0	0	0	0
Homer Pct. 004	0	0	0	0	0
Homer Pct. 005	0	0	0	0	0
Homer Pct. 006	0	0	0	0	0
Homer Pct. 007	0	0	0	0	0
Homer Pct. 008	0	0	0	0	0
Homer Pct. 009	0	0	0	0	0
Homer Pct. 010	0	0	0	0	0
Homer Pct. 011	0	0	0	0	0
Homer Pct. 012	0	0	0	0	0
Homer Pct. 013	0	0	0	0	0
Homer Pct. 014	0	0	0	0	0
Homer Pct. 015	0	0	0	0	0
Homer Pct. 016	0	0	0	0	0
Homer Pct. 017	0	0	0	0	0
Homer Pct. 018	0	0	0	0	0



Nancy Schultz Voots

W I L L C O U N T Y C L E R K

Jackson Pct. 001	0	0	0	0	0
Jackson Pct. 002	0	0	0	0	0
Joliet Pct. 001	0	0	0	0	0
Joliet Pct. 002	0	0	0	0	0
Joliet Pct. 003	0	0	0	0	0
Joliet Pct. 004	0	0	0	0	0
Joliet Pct. 005	0	0	0	0	0
Joliet Pct. 006	0	0	0	0	0
Joliet Pct. 007	0	0	0	0	0
Joliet Pct. 008	0	0	0	0	0
Joliet Pct. 009	0	0	0	0	0
Joliet Pct. 010	0	0	0	0	0
Joliet Pct. 011	0	0	0	0	0
Joliet Pct. 012	0	0	0	0	0
Joliet Pct. 013	0	0	0	0	0
Joliet Pct. 014	0	0	0	0	0
Joliet Pct. 015	0	0	0	0	0
Joliet Pct. 016	0	0	0	0	0
Joliet Pct. 017	0	0	0	0	0
Joliet Pct. 018	0	0	0	0	0
Joliet Pct. 019	0	0	0	0	0
Joliet Pct. 020	0	0	0	0	0
Joliet Pct. 021	0	0	0	0	0
Joliet Pct. 022	0	0	0	0	0
Joliet Pct. 023	0	0	0	0	0
Joliet Pct. 024	0	0	0	0	0
Joliet Pct. 025	0	0	0	0	0
Joliet Pct. 026	0	0	0	0	0



Nancy Schultz Voots

W I L L C O U N T Y C L E R K

Joliet Pct. 027	0	0	0	0	0
Joliet Pct. 028	0	0	0	0	0
Joliet Pct. 029	0	0	0	0	0
Joliet Pct. 030	0	0	0	0	0
Joliet Pct. 031	0	0	0	0	0
Joliet Pct. 032	0	0	0	0	0
Joliet Pct. 033	0	0	0	0	0
Joliet Pct. 034	0	0	0	0	0
Joliet Pct. 035	0	0	0	0	0
Joliet Pct. 036	0	0	0	0	0
Joliet Pct. 037	0	0	0	0	0
Lockport Pct. 001	0	0	0	0	0
Lockport Pct. 002	0	0	0	0	0
Lockport Pct. 003	0	0	0	0	0
Lockport Pct. 004	0	0	0	0	0
Lockport Pct. 005	0	0	0	0	0
Lockport Pct. 006	0	0	0	0	0
Lockport Pct. 007	0	0	0	0	0
Lockport Pct. 008	0	0	0	0	0
Lockport Pct. 009	0	0	0	0	0
Lockport Pct. 010	0	0	0	0	0
Lockport Pct. 011	0	0	0	0	0
Lockport Pct. 012	0	0	0	0	0
Lockport Pct. 013	0	0	0	0	0
Lockport Pct. 014	0	0	0	0	0
Lockport Pct. 015	0	0	0	0	0
Lockport Pct. 016	0	0	0	0	0
Lockport Pct. 017	0	0	0	0	0



Nancy Schultz Voots

W I L L C O U N T Y C L E R K

Lockport Pct. 018	0	0	0	0	0
Lockport Pct. 019	0	0	0	0	0
Lockport Pct. 020	0	0	0	0	0
Lockport Pct. 021	0	0	0	0	0
Lockport Pct. 022	0	0	0	0	0
Lockport Pct. 023	0	0	0	0	0
Lockport Pct. 024	0	0	0	0	0
Manhattan Pct. 001	0	0	0	0	0
Manhattan Pct. 002	0	0	0	0	0
Manhattan Pct. 003	0	0	0	0	0
Manhattan Pct. 004	0	0	0	0	0
Monee Pct. 001	0	0	0	0	0
Monee Pct. 002	0	0	0	0	0
Monee Pct. 003	0	0	0	0	0
Monee Pct. 004	0	0	0	0	0
Monee Pct. 005	0	0	0	0	0
Monee Pct. 006	0	0	0	0	0
Monee Pct. 007	0	0	0	0	0
Monee Pct. 008	0	0	0	0	0
New Lenox Pct. 001	0	0	0	0	0
New Lenox Pct. 002	0	0	0	0	0
New Lenox Pct. 003	0	0	0	0	0
New Lenox Pct. 004	0	0	0	0	0
New Lenox Pct. 005	0	0	0	0	0
New Lenox Pct. 006	0	0	0	0	0
New Lenox Pct. 007	0	0	0	0	0
New Lenox Pct. 008	0	0	0	0	0
New Lenox Pct. 009	0	0	0	0	0



Nancy Schultz Voots

W I L L C O U N T Y C L E R K

New Lenox Pct. 010	0	0	0	0	0
New Lenox Pct. 011	0	0	0	0	0
New Lenox Pct. 012	0	0	0	0	0
New Lenox Pct. 013	0	0	0	0	0
New Lenox Pct. 014	0	0	0	0	0
New Lenox Pct. 015	0	0	0	0	0
New Lenox Pct. 016	0	0	0	0	0
New Lenox Pct. 017	0	0	0	0	0
New Lenox Pct. 018	0	0	0	0	0
New Lenox Pct. 019	0	0	0	0	0
New Lenox Pct. 020	0	0	0	0	0
Peotone Pct. 001	0	0	0	0	0
Peotone Pct. 002	0	0	0	0	0
Plainfield Pct. 001	0	0	0	0	0
Plainfield Pct. 002	0	0	0	0	0
Plainfield Pct. 003	0	0	0	0	0
Plainfield Pct. 004	0	0	0	0	0
Plainfield Pct. 005	0	0	0	0	0
Plainfield Pct. 006	0	0	0	0	0
Plainfield Pct. 007	0	0	0	0	0
Plainfield Pct. 008	0	0	0	0	0
Plainfield Pct. 009	0	0	0	0	0
Plainfield Pct. 010	0	0	0	0	0
Plainfield Pct. 011	0	0	0	0	0
Plainfield Pct. 012	0	0	0	0	0
Plainfield Pct. 013	0	0	0	0	0
Plainfield Pct. 014	0	0	0	0	0
Plainfield Pct. 015	0	0	0	0	0



Nancy Schultz Voots

W I L L C O U N T Y C L E R K

Plainfield Pct. 016	0	0	0	0	0
Plainfield Pct. 017	0	0	0	0	0
Plainfield Pct. 018	0	0	0	0	0
Plainfield Pct. 019	0	0	0	0	0
Plainfield Pct. 020	0	0	0	0	0
Plainfield Pct. 021	0	0	0	0	0
Plainfield Pct. 022	0	0	0	0	0
Plainfield Pct. 023	0	0	0	0	0
Plainfield Pct. 024	0	0	0	0	0
Plainfield Pct. 025	0	0	0	0	0
Plainfield Pct. 026	0	0	0	0	0
Plainfield Pct. 027	0	0	0	0	0
Plainfield Pct. 028	0	0	0	0	0
Plainfield Pct. 029	0	0	0	0	0
Plainfield Pct. 030	0	0	0	0	0
Plainfield Pct. 031	0	0	0	0	0
Plainfield Pct. 032	0	0	0	0	0
Plainfield Pct. 033	0	0	0	0	0
Plainfield Pct. 034	0	0	0	0	0
Plainfield Pct. 035	0	0	0	0	0
Reed Pct. 001	0	0	0	0	0
Reed Pct. 002	4	0	0	0	4
Reed Pct. 003	0	0	0	0	0
Troy Pct. 001	0	0	0	0	0
Troy Pct. 002	0	0	0	0	0
Troy Pct. 003	0	0	0	0	0
Troy Pct. 004	0	0	0	0	0
Troy Pct. 005	0	0	0	0	0



Nancy Schultz Voots

W I L L C O U N T Y C L E R K

Troy Pct. 006	0	0	0	0	0
Troy Pct. 007	0	0	0	0	0
Troy Pct. 008	0	0	0	0	0
Troy Pct. 009	0	0	0	0	0
Troy Pct. 010	0	0	0	0	0
Troy Pct. 011	0	0	0	0	0
Troy Pct. 012	0	0	0	0	0
Troy Pct. 013	0	0	0	0	0
Troy Pct. 014	0	0	0	0	0
Troy Pct. 015	0	0	0	0	0
Troy Pct. 016	0	0	0	0	0
Troy Pct. 017	0	0	0	0	0
Troy Pct. 018	0	0	0	0	0
Troy Pct. 019	0	0	0	0	0
Troy Pct. 020	0	0	0	0	0
Troy Pct. 021	0	0	0	0	0
Troy Pct. 022	0	0	0	0	0
Washington Pct. 001	0	0	0	0	0
Washington Pct. 002	0	0	0	0	0
Washington Pct. 003	0	0	0	0	0
Wesley Pct. 001	0	0	0	0	0
Wheatland Pct. 001	0	0	0	0	0
Wheatland Pct. 002	0	0	0	0	0
Wheatland Pct. 003	0	0	0	0	0
Wheatland Pct. 004	0	0	0	0	0
Wheatland Pct. 005	0	0	0	0	0
Wheatland Pct. 006	0	0	0	0	0
Wheatland Pct. 007	0	0	0	0	0



Nancy Schultz Voots

W I L L C O U N T Y C L E R K

Wheatland Pct. 008	0	0	0	0	0	0			
Wheatland Pct. 009	0	0	0	0	0	0			
Wheatland Pct. 010	0	0	0	0	0	0			
Wheatland Pct. 011	0	0	0	0	0	0			
Wheatland Pct. 012	0	0	0	0	0	0			
Wheatland Pct. 013	0	0	0	0	0	0			
Wheatland Pct. 014	0	0	0	0	0	0			
Wheatland Pct. 015	0	0	0	0	0	0			
Wheatland Pct. 016	0	0	0	0	0	0			
Wheatland Pct. 017	0	0	0	0	0	0			
Wheatland Pct. 018	0	0	0	0	0	0			
Wheatland Pct. 019	0	0	0	0	0	0			
Wheatland Pct. 020	0	0	0	0	0	0			
Wheatland Pct. 021	0	0	0	0	0	0			
Wheatland Pct. 022	0	0	0	0	0	0			
Wheatland Pct. 023	0	0	0	0	0	0			
Wheatland Pct. 024	0	0	0	0	0	0			
Wheatland Pct. 025	0	0	0	0	0	0			
Wheatland Pct. 026	0	0	0	0	0	0			
Wheatland Pct. 027	0	0	0	0	0	0			
Wheatland Pct. 028	0	0	0	0	0	0			
Wheatland Pct. 029	0	0	0	0	0	0			
Wheatland Pct. 030	0	0	0	0	0	0			
Will Pct. 001	0	0	0	0	0	0			
Wilmington Pct. 001	0	0	0	0	0	0			
Wilmington Pct. 002	0	0	0	0	0	0			
Wilmington Pct. 003	0	0	0	0	0	0			
Wilton Pct. 001	0	0	0	0	0	0			
EN:	6	V/M	0	EV	0	PR	0	GT:	6



Nancy Schultz Voots

W I L L C O U N T Y C L E R K

**Official Write-In Results
March 15, 2016 General Primary Election
PRECINCT COMMITTEEMEN**

Joliet Pct. 008 (Republican)

<u>Candidate</u>	<u>Election Night</u>	<u>Vote by Mail</u>	<u>Early Voting</u>	<u>Provisional</u>	<u>TOTAL VOTES</u>
Lee Johnson	25	1	2	0	28

Joliet Pct. 020 (Republican)

<u>Candidate</u>	<u>Election Night</u>	<u>Vote by Mail</u>	<u>Early Voting</u>	<u>Provisional</u>	<u>TOTAL VOTES</u>
Edward Hennessy	14	0	0	0	14

Joliet Pct. 023 (Republican)

<u>Candidate</u>	<u>Election Night</u>	<u>Vote by Mail</u>	<u>Early Voting</u>	<u>Provisional</u>	<u>TOTAL VOTES</u>
Diane M. Harris	4	0	0	0	4



Nancy Schultz Voots

W I L L C O U N T Y C L E R K

Joliet Pct. 033 (Republican)

<u>Candidate</u>	<u>Election Night</u>	<u>Vote by Mail</u>	<u>Early Voting</u>	<u>Provisional</u>	<u>TOTAL VOTES</u>
Donald Stubler	8	0	0	0	8

Joliet Pct. 036 (Republican)

<u>Candidate</u>	<u>Election Night</u>	<u>Vote by Mail</u>	<u>Early Voting</u>	<u>Provisional</u>	<u>TOTAL VOTES</u>
Lawrence B. Peet	1	0	0	0	1

Lockport Pct. 003 (Republican)

<u>Candidate</u>	<u>Election Night</u>	<u>Vote by Mail</u>	<u>Early Voting</u>	<u>Provisional</u>	<u>TOTAL VOTES</u>
Dan Sawyer	10	0	0	0	10

Lockport Pct. 015 (Republican)

<u>Candidate</u>	<u>Election Night</u>	<u>Vote by Mail</u>	<u>Early Voting</u>	<u>Provisional</u>	<u>TOTAL VOTES</u>
Paul Siegel	1	0	0	0	1



Nancy Schultz Voots

W I L L C O U N T Y C L E R K

Lockport Pct. 018 (Republican)

<u>Candidate</u>	<u>Election Night</u>	<u>Vote by Mail</u>	<u>Early Voting</u>	<u>Provisional</u>	<u>TOTAL VOTES</u>
Jesse Torres	1	0	0	0	1

Lockport Pct. 019 (Republican)

<u>Candidate</u>	<u>Election Night</u>	<u>Vote by Mail</u>	<u>Early Voting</u>	<u>Provisional</u>	<u>TOTAL VOTES</u>
Cecilia (CeCe) DiSomma	13	0	0	1	14

Lockport Pct. 020 (Republican)

<u>Candidate</u>	<u>Election Night</u>	<u>Vote by Mail</u>	<u>Early Voting</u>	<u>Provisional</u>	<u>TOTAL VOTES</u>
Peter R. DeLaney	9	0	1	0	10

Manhattan Pct. 004 (Republican)

<u>Candidate</u>	<u>Election Night</u>	<u>Vote by Mail</u>	<u>Early Voting</u>	<u>Provisional</u>	<u>TOTAL VOTES</u>
Jeff McKenzie	13	1	1	0	15



Nancy Schultz Voots

W I L L C O U N T Y C L E R K

Wheatland Pct. 006 (Republican)

<u>Candidate</u>	<u>Election Night</u>	<u>Vote by Mail</u>	<u>Early Voting</u>	<u>Provisional</u>	<u>TOTAL VOTES</u>
Scott Bishop	45	0	4	0	49

Wheatland Pct. 023 (Republican)

<u>Candidate</u>	<u>Election Night</u>	<u>Vote by Mail</u>	<u>Early Voting</u>	<u>Provisional</u>	<u>TOTAL VOTES</u>
Mike Magee	18	0	0	0	18

Wheatland Pct. 025 (Republican)

<u>Candidate</u>	<u>Election Night</u>	<u>Vote by Mail</u>	<u>Early Voting</u>	<u>Provisional</u>	<u>TOTAL VOTES</u>
George Nawara	27	0	0	0	27


Wheatland Pct. 027 (Republican)

<u>Candidate</u>	<u>Election Night</u>	<u>Vote by Mail</u>	<u>Early Voting</u>	<u>Provisional</u>	<u>TOTAL VOTES</u>
Tim Rogers	0	0	0	0	0



Nancy Schultz Voots

W I L L C O U N T Y C L E R K



Republican Party

VOTE BY MAIL
(BY PRECINCT)

	TOTAL	PERCENT		TOTAL	PERCENT
01 = BALLOTS CAST - REPUBLICAN	3,258	99.91	02 = BALLOTS CAST - FEDERAL REPUBLICAN	3	.09
			01	02	
0001 CHANNAHON PCT 001	16	. . 0			
0002 CHANNAHON PCT 002	15	. . 0			
0003 CHANNAHON PCT 003	16	. . 0			
0004 CHANNAHON PCT 004	7	. . 0			
0005 CHANNAHON PCT 005	8	. . 1			
0006 CRETE PCT 001	8	. . 0			
0007 CRETE PCT 002	2	. . 0			
0008 CRETE PCT 003	8	. . 0			
0009 CRETE PCT 004	10	. . 0			
0010 CRETE PCT 005	6	. . 0			
0011 CRETE PCT 006	19	. . 0			
0012 CRETE PCT 007	8	. . 0			
0013 CRETE PCT 008	2	. . 0			
0014 CRETE PCT 009	4	. . 0			
0015 CRETE PCT 010	9	. . 0			
0016 CRETE PCT 011	16	. . 0			
0017 CRETE PCT 012	21	. . 0			
0018 CUSTER PCT 001	9	. . 0			
0019 DU PAGE PCT 001	7	. . 0			
0020 DU PAGE PCT 002	3	. . 0			
0021 DU PAGE PCT 003	11	. . 0			
0022 DU PAGE PCT 004	6	. . 0			
0023 DU PAGE PCT 005	7	. . 0			
0024 DU PAGE PCT 006	12	. . 0			
0025 DU PAGE PCT 007	8	. . 0			
0026 DU PAGE PCT 008	15	. . 0			
0027 DU PAGE PCT 009	5	. . 0			
0028 DU PAGE PCT 010	9	. . 0			
0029 DU PAGE PCT 011	1	. . 0			
0030 DU PAGE PCT 012	4	. . 0			
0031 DU PAGE PCT 013	3	. . 0			
0032 DU PAGE PCT 014	2	. . 0			
0033 DU PAGE PCT 015	12	. . 0			
0034 DU PAGE PCT 016	6	. . 0			
0035 DU PAGE PCT 017	11	. . 0			
0036 DU PAGE PCT 018	1	. . 0			
0037 DU PAGE PCT 019	8	. . 0			
0038 DU PAGE PCT 020	2	. . 0			
0039 DU PAGE PCT 021	8	. . 0			
0040 DU PAGE PCT 022	3	. . 0			
0041 DU PAGE PCT 023	4	. . 0			
0042 DU PAGE PCT 024	4	. . 0			
0043 DU PAGE PCT 025	9	. . 1			
0044 DU PAGE PCT 026	1	. . 0			
0045 DU PAGE PCT 027	1	. . 0			
0046 DU PAGE PCT 028	5	. . 0			
0047 DU PAGE PCT 029	4	. . 0			
0048 DU PAGE PCT 030	8	. . 0			
0049 DU PAGE PCT 031	6	. . 0			
0050 DU PAGE PCT 032	14	. . 0			
0051 DU PAGE PCT 033	8	. . 0			
0052 DU PAGE PCT 034	34	. . 0			
0053 DU PAGE PCT 035	0	. . 0			
0054 DU PAGE PCT 036	10	. . 0			
0055 DU PAGE PCT 037	1	. . 0			
0056 FLORENCE PCT 001	8	. . 0			

01 = BALLOTS CAST - REPUBLICAN	TOTAL	PERCENT	02 = BALLOTS CAST - FEDERAL REPUBLICAN	TOTAL	PERCENT
	3,258	99.91		3	.09

(CONTINUED FROM PREVIOUS PAGE)

	01	02
0057 FRANKFORT PCT 001	16	. . 0
0058 FRANKFORT PCT 002	15	. . 0
0059 FRANKFORT PCT 003	7	. . 0
0060 FRANKFORT PCT 004	14	. . 0
0061 FRANKFORT PCT 005	8	. . 0
0062 FRANKFORT PCT 006	4	. . 0
0063 FRANKFORT PCT 007	3	. . 0
0064 FRANKFORT PCT 008	9	. . 0
0065 FRANKFORT PCT 009	10	. . 0
0066 FRANKFORT PCT 010	16	. . 0
0067 FRANKFORT PCT 011	14	. . 0
0068 FRANKFORT PCT 012	7	. . 0
0069 FRANKFORT PCT 013	15	. . 0
0070 FRANKFORT PCT 014	8	. . 0
0071 FRANKFORT PCT 015	7	. . 0
0072 FRANKFORT PCT 016	16	. . 0
0073 FRANKFORT PCT 017	24	. . 0
0074 FRANKFORT PCT 018	16	. . 0
0075 FRANKFORT PCT 019	8	. . 0
0076 FRANKFORT PCT 020	8	. . 0
0077 FRANKFORT PCT 021	16	. . 0
0078 FRANKFORT PCT 022	28	. . 0
0079 FRANKFORT PCT 023	13	. . 0
0080 FRANKFORT PCT 024	9	. . 0
0081 FRANKFORT PCT 025	12	. . 0
0082 FRANKFORT PCT 026	17	. . 0
0083 FRANKFORT PCT 027	12	. . 0
0084 FRANKFORT PCT 028	13	. . 0
0085 GREEN GARDEN PCT 001	13	. . 0
0086 GREEN GARDEN PCT 002	18	. . 0
0087 HOMER PCT 001	9	. . 0
0088 HOMER PCT 002	17	. . 0
0089 HOMER PCT 003	11	. . 0
0090 HOMER PCT 004	22	. . 0
0091 HOMER PCT 005	17	. . 0
0092 HOMER PCT 006	20	. . 0
0093 HOMER PCT 007	21	. . 0
0094 HOMER PCT 008	20	. . 0
0095 HOMER PCT 009	7	. . 0
0096 HOMER PCT 010	12	. . 0
0097 HOMER PCT 011	8	. . 0
0098 HOMER PCT 012	5	. . 0
0099 HOMER PCT 013	5	. . 0
0100 HOMER PCT 014	16	. . 0
0101 HOMER PCT 015	20	. . 0
0102 HOMER PCT 016	4	. . 0
0103 HOMER PCT 017	14	. . 0
0104 HOMER PCT 018	8	. . 0
0105 JACKSON PCT 001	13	. . 0
0106 JACKSON PCT 002	15	. . 0
0107 JOLIET PCT 001	5	. . 0
0108 JOLIET PCT 002	10	. . 0
0109 JOLIET PCT 003	10	. . 0
0110 JOLIET PCT 004	16	. . 0
0111 JOLIET PCT 005	3	. . 0
0112 JOLIET PCT 006	0	. . 0
0113 JOLIET PCT 007	1	. . 0

01 = BALLOTS CAST - REPUBLICAN

TOTAL PERCENT
 3,258 99.91

02 = BALLOTS CAST - FEDERAL REPUBLICAN

TOTAL PERCENT
 3 .09

(CONTINUED FROM PREVIOUS PAGE)

	01	02
0114 JOLIET PCT 008	19	. . 0
0115 JOLIET PCT 009	6	. . 0
0116 JOLIET PCT 010	8	. . 0
0117 JOLIET PCT 011	3	. . 0
0118 JOLIET PCT 012	8	. . 0
0119 JOLIET PCT 013	0	. . 0
0120 JOLIET PCT 014	4	. . 0
0121 JOLIET PCT 015	5	. . 0
0122 JOLIET PCT 016	0	. . 0
0123 JOLIET PCT 017	22	. . 0
0124 JOLIET PCT 018	25	. . 0
0125 JOLIET PCT 019	6	. . 0
0126 JOLIET PCT 020	16	. . 0
0127 JOLIET PCT 021	17	. . 0
0128 JOLIET PCT 022	13	. . 0
0129 JOLIET PCT 023	3	. . 0
0130 JOLIET PCT 024	5	. . 0
0131 JOLIET PCT 025	15	. . 0
0132 JOLIET PCT 026	4	. . 0
0133 JOLIET PCT 027	0	. . 0
0134 JOLIET PCT 028	2	. . 0
0135 JOLIET PCT 029	10	. . 0
0136 JOLIET PCT 030	9	. . 0
0137 JOLIET PCT 031	9	. . 0
0138 JOLIET PCT 032	2	. . 0
0139 JOLIET PCT 033	2	. . 0
0140 JOLIET PCT 034	13	. . 0
0141 JOLIET PCT 035	9	. . 0
0142 JOLIET PCT 036	7	. . 0
0143 JOLIET PCT 037	10	. . 0
0144 LOCKPORT PCT 001	68	. . 0
0145 LOCKPORT PCT 002	7	. . 0
0146 LOCKPORT PCT 003	8	. . 0
0147 LOCKPORT PCT 004	8	. . 0
0148 LOCKPORT PCT 005	9	. . 0
0149 LOCKPORT PCT 006	3	. . 0
0150 LOCKPORT PCT 007	0	. . 0
0151 LOCKPORT PCT 008	1	. . 0
0152 LOCKPORT PCT 009	55	. . 0
0153 LOCKPORT PCT 010	9	. . 0
0154 LOCKPORT PCT 011	8	. . 0
0155 LOCKPORT PCT 012	11	. . 0
0156 LOCKPORT PCT 013	55	. . 0
0157 LOCKPORT PCT 014	15	. . 0
0158 LOCKPORT PCT 015	5	. . 0
0159 LOCKPORT PCT 016	9	. . 0
0160 LOCKPORT PCT 017	7	. . 0
0161 LOCKPORT PCT 018	11	. . 0
0162 LOCKPORT PCT 019	16	. . 0
0163 LOCKPORT PCT 020	10	. . 0
0164 LOCKPORT PCT 021	9	. . 0
0165 LOCKPORT PCT 022	6	. . 0
0166 LOCKPORT PCT 023	11	. . 0
0167 LOCKPORT PCT 024	1	. . 0
0168 MANHATTAN PCT 001	8	. . 0
0169 MANHATTAN PCT 002	15	. . 0
0170 MANHATTAN PCT 003	12	. . 0

01 = BALLOTS CAST - REPUBLICAN

TOTAL PERCENT
 3,258 99.91

02 = BALLOTS CAST - FEDERAL REPUBLICAN

TOTAL PERCENT
 3 .09

(CONTINUED FROM PREVIOUS PAGE)

	01	02
0171 MANHATTAN PCT 004	7	0
0172 MONEE PCT 001	8	0
0173 MONEE PCT 002	8	0
0174 MONEE PCT 003	8	0
0175 MONEE PCT 004	8	0
0176 MONEE PCT 005	0	0
0177 MONEE PCT 006	1	0
0178 MONEE PCT 007	2	0
0179 MONEE PCT 008	8	0
0180 NEW LENOX PCT 001	7	0
0181 NEW LENOX PCT 002	12	0
0182 NEW LENOX PCT 003	3	0
0183 NEW LENOX PCT 004	11	0
0184 NEW LENOX PCT 005	12	0
0185 NEW LENOX PCT 006	10	0
0186 NEW LENOX PCT 007	27	0
0187 NEW LENOX PCT 008	23	0
0188 NEW LENOX PCT 009	19	0
0189 NEW LENOX PCT 010	23	0
0190 NEW LENOX PCT 011	12	0
0191 NEW LENOX PCT 012	7	0
0192 NEW LENOX PCT 013	10	0
0193 NEW LENOX PCT 014	8	0
0194 NEW LENOX PCT 015	15	0
0195 NEW LENOX PCT 016	7	0
0196 NEW LENOX PCT 017	26	0
0197 NEW LENOX PCT 018	9	0
0198 NEW LENOX PCT 019	9	0
0199 NEW LENOX PCT 020	11	0
0200 PEOTONE PCT 001	27	0
0201 PEOTONE PCT 002	12	0
0202 PLAINFIELD PCT 001	7	0
0203 PLAINFIELD PCT 002	2	0
0204 PLAINFIELD PCT 003	26	0
0205 PLAINFIELD PCT 004	0	0
0206 PLAINFIELD PCT 005	14	0
0207 PLAINFIELD PCT 006	5	0
0208 PLAINFIELD PCT 007	5	0
0209 PLAINFIELD PCT 008	7	0
0210 PLAINFIELD PCT 009	23	0
0211 PLAINFIELD PCT 010	14	0
0212 PLAINFIELD PCT 011	2	0
0213 PLAINFIELD PCT 012	4	0
0214 PLAINFIELD PCT 013	14	0
0215 PLAINFIELD PCT 014	12	0
0216 PLAINFIELD PCT 015	12	0
0217 PLAINFIELD PCT 016	17	0
0218 PLAINFIELD PCT 017	10	0
0219 PLAINFIELD PCT 018	17	0
0220 PLAINFIELD PCT 019	10	0
0221 PLAINFIELD PCT 020	18	0
0222 PLAINFIELD PCT 021	19	0
0223 PLAINFIELD PCT 022	16	1
0224 PLAINFIELD PCT 023	11	0
0225 PLAINFIELD PCT 024	24	0
0226 PLAINFIELD PCT 025	1	0
0227 PLAINFIELD PCT 026	4	0

TOTAL PERCENT
3,258 99.91

02 = BALLOTS CAST - FEDERAL REPUBLICAN

TOTAL PERCENT
3 .09

01 = BALLOTS CAST - REPUBLICAN

(CONTINUED FROM PREVIOUS PAGE)

	01	02
0228 PLAINFIELD PCT 027	7	.0
0229 PLAINFIELD PCT 028	4	.0
0230 PLAINFIELD PCT 029	3	.0
0231 PLAINFIELD PCT 030	9	.0
0232 PLAINFIELD PCT 031	12	.0
0233 PLAINFIELD PCT 032	6	.0
0234 PLAINFIELD PCT 033	12	.0
0235 PLAINFIELD PCT 034	6	.0
0236 PLAINFIELD PCT 035	1	.0
0237 REED PCT 001	4	.0
0238 REED PCT 002	5	.0
0239 REED PCT 003	3	.0
0240 TROY PCT 001	6	.0
0241 TROY PCT 002	2	.0
0242 TROY PCT 003	10	.0
0243 TROY PCT 004	10	.0
0244 TROY PCT 005	14	.0
0245 TROY PCT 006	13	.0
0246 TROY PCT 007	21	.0
0247 TROY PCT 008	29	.0
0248 TROY PCT 009	25	.0
0249 TROY PCT 010	21	.0
0250 TROY PCT 011	46	.0
0251 TROY PCT 012	33	.0
0252 TROY PCT 013	30	.0
0253 TROY PCT 014	17	.0
0254 TROY PCT 015	12	.0
0255 TROY PCT 016	26	.0
0256 TROY PCT 017	9	.0
0257 TROY PCT 018	3	.0
0258 TROY PCT 019	2	.0
0259 TROY PCT 020	11	.0
0260 TROY PCT 021	9	.0
0261 TROY PCT 022	7	.0
0262 WASHINGTON PCT 001	12	.0
0263 WASHINGTON PCT 002	8	.0
0264 WASHINGTON PCT 003	8	.0
0265 WESLEY PCT 001	9	.0
0266 WHEATLAND PCT 001	20	.0
0267 WHEATLAND PCT 002	34	.0
0268 WHEATLAND PCT 003	8	.0
0269 WHEATLAND PCT 004	4	.0
0270 WHEATLAND PCT 005	12	.0
0271 WHEATLAND PCT 006	7	.0
0272 WHEATLAND PCT 007	7	.0
0273 WHEATLAND PCT 008	13	.0
0274 WHEATLAND PCT 009	12	.0
0275 WHEATLAND PCT 010	10	.0
0276 WHEATLAND PCT 011	14	.0
0277 WHEATLAND PCT 012	3	.0
0278 WHEATLAND PCT 013	12	.0
0279 WHEATLAND PCT 014	14	.0
0280 WHEATLAND PCT 015	7	.0
0281 WHEATLAND PCT 016	16	.0
0282 WHEATLAND PCT 017	8	.0
0283 WHEATLAND PCT 018	10	.0
0284 WHEATLAND PCT 019	3	.0

	TOTAL	PERCENT		TOTAL	PERCENT
01 = BALLOTS CAST - REPUBLICAN	3,258	99.91	02 = BALLOTS CAST - FEDERAL REPUBLICAN	3	.09
(CONTINUED FROM PREVIOUS PAGE)	01	02			
0285 WHEATLAND PCT 020	8	.0			
0286 WHEATLAND PCT 021	10	.0			
0287 WHEATLAND PCT 022	4	.0			
0288 WHEATLAND PCT 023	7	.0			
0289 WHEATLAND PCT 024	4	.0			
0290 WHEATLAND PCT 025	11	.0			
0291 WHEATLAND PCT 026	29	.0			
0292 WHEATLAND PCT 027	7	.0			
0293 WHEATLAND PCT 028	10	.0			
0294 WHEATLAND PCT 029	9	.0			
0295 WHEATLAND PCT 030	7	.0			
0296 WILL PCT 001	27	.0			
0297 WILMINGTON PCT 001	8	.0			
0298 WILMINGTON PCT 002	11	.0			
0299 WILMINGTON PCT 003	16	.0			
0300 WILTON PCT 001	8	.0			



Nancy Schultz Voots

W I L L C O U N T Y C L E R K



Republican Party

EARLY VOTING
(BY PRECINCT)

	TOTAL	PERCENT		TOTAL	PERCENT
01 = BALLOTS CAST - REPUBLICAN	6,316	99.97	02 = BALLOTS CAST - FEDERAL REPUBLICAN	2	.03
	01	02			
0001 CHANNAHON PCT 001	26	. . 0			
0002 CHANNAHON PCT 002	29	. . 0			
0003 CHANNAHON PCT 003	33	. . 0			
0004 CHANNAHON PCT 004	23	. . 0			
0005 CHANNAHON PCT 005	16	. . 0			
0006 CRETE PCT 001	7	. . 0			
0007 CRETE PCT 002	6	. . 0			
0008 CRETE PCT 003	10	. . 0			
0009 CRETE PCT 004	28	. . 0			
0010 CRETE PCT 005	17	. . 0			
0011 CRETE PCT 006	21	. . 0			
0012 CRETE PCT 007	7	. . 0			
0013 CRETE PCT 008	5	. . 0			
0014 CRETE PCT 009	19	. . 0			
0015 CRETE PCT 010	8	. . 0			
0016 CRETE PCT 011	21	. . 0			
0017 CRETE PCT 012	17	. . 0			
0018 CUSTER PCT 001	6	. . 0			
0019 DU PAGE PCT 001	35	. . 0			
0020 DU PAGE PCT 002	48	. . 0			
0021 DU PAGE PCT 003	44	. . 0			
0022 DU PAGE PCT 004	10	. . 0			
0023 DU PAGE PCT 005	3	. . 0			
0024 DU PAGE PCT 006	4	. . 0			
0025 DU PAGE PCT 007	34	. . 0			
0026 DU PAGE PCT 008	6	. . 0			
0027 DU PAGE PCT 009	2	. . 0			
0028 DU PAGE PCT 010	4	. . 0			
0029 DU PAGE PCT 011	2	. . 0			
0030 DU PAGE PCT 012	2	. . 0			
0031 DU PAGE PCT 013	0	. . 0			
0032 DU PAGE PCT 014	5	. . 0			
0033 DU PAGE PCT 015	3	. . 0			
0034 DU PAGE PCT 016	5	. . 0			
0035 DU PAGE PCT 017	1	. . 0			
0036 DU PAGE PCT 018	1	. . 0			
0037 DU PAGE PCT 019	3	. . 0			
0038 DU PAGE PCT 020	1	. . 0			
0039 DU PAGE PCT 021	10	. . 0			
0040 DU PAGE PCT 022	1	. . 0			
0041 DU PAGE PCT 023	7	. . 0			
0042 DU PAGE PCT 024	4	. . 0			
0043 DU PAGE PCT 025	3	. . 0			
0044 DU PAGE PCT 026	4	. . 0			
0045 DU PAGE PCT 027	3	. . 0			
0046 DU PAGE PCT 028	2	. . 0			
0047 DU PAGE PCT 029	6	. . 0			
0048 DU PAGE PCT 030	1	. . 0			
0049 DU PAGE PCT 031	0	. . 0			
0050 DU PAGE PCT 032	11	. . 0			
0051 DU PAGE PCT 033	8	. . 0			
0052 DU PAGE PCT 034	8	. . 0			
0053 DU PAGE PCT 035	2	. . 0			
0054 DU PAGE PCT 036	12	. . 0			
0055 DU PAGE PCT 037	9	. . 0			
0056 FLORENCE PCT 001	4	. . 0			

01 = BALLOTS CAST - REPUBLICAN

TOTAL PERCENT
6,316 99.97

02 = BALLOTS CAST - FEDERAL REPUBLICAN

TOTAL PERCENT
2 .03

(CONTINUED FROM PREVIOUS PAGE)

	01	02
0057 FRANKFORT PCT 001	42	. . 0
0058 FRANKFORT PCT 002	60	. . 0
0059 FRANKFORT PCT 003	14	. . 0
0060 FRANKFORT PCT 004	42	. . 0
0061 FRANKFORT PCT 005	56	. . 0
0062 FRANKFORT PCT 006	34	. . 0
0063 FRANKFORT PCT 007	44	. . 0
0064 FRANKFORT PCT 008	30	. . 0
0065 FRANKFORT PCT 009	13	. . 0
0066 FRANKFORT PCT 010	19	. . 0
0067 FRANKFORT PCT 011	43	. . 0
0068 FRANKFORT PCT 012	34	. . 0
0069 FRANKFORT PCT 013	36	. . 0
0070 FRANKFORT PCT 014	12	. . 0
0071 FRANKFORT PCT 015	22	. . 0
0072 FRANKFORT PCT 016	33	. . 0
0073 FRANKFORT PCT 017	77	. . 0
0074 FRANKFORT PCT 018	38	. . 0
0075 FRANKFORT PCT 019	17	. . 0
0076 FRANKFORT PCT 020	19	. . 0
0077 FRANKFORT PCT 021	35	. . 0
0078 FRANKFORT PCT 022	43	. . 0
0079 FRANKFORT PCT 023	36	. . 0
0080 FRANKFORT PCT 024	25	. . 0
0081 FRANKFORT PCT 025	16	. . 0
0082 FRANKFORT PCT 026	31	. . 0
0083 FRANKFORT PCT 027	18	. . 0
0084 FRANKFORT PCT 028	33	. . 0
0085 GREEN GARDEN PCT 001	25	. . 0
0086 GREEN GARDEN PCT 002	35	. . 0
0087 HOMER PCT 001	12	. . 0
0088 HOMER PCT 002	40	. . 0
0089 HOMER PCT 003	49	. . 0
0090 HOMER PCT 004	55	. . 0
0091 HOMER PCT 005	55	. . 0
0092 HOMER PCT 006	38	. . 0
0093 HOMER PCT 007	34	. . 0
0094 HOMER PCT 008	51	. . 0
0095 HOMER PCT 009	24	. . 0
0096 HOMER PCT 010	24	. . 0
0097 HOMER PCT 011	55	. . 0
0098 HOMER PCT 012	36	. . 0
0099 HOMER PCT 013	19	. . 0
0100 HOMER PCT 014	29	. . 0
0101 HOMER PCT 015	12	. . 0
0102 HOMER PCT 016	31	. . 0
0103 HOMER PCT 017	57	. . 0
0104 HOMER PCT 018	19	. . 0
0105 JACKSON PCT 001	37	. . 0
0106 JACKSON PCT 002	50	. . 1
0107 JOLIET PCT 001	10	. . 0
0108 JOLIET PCT 002	2	. . 0
0109 JOLIET PCT 003	1	. . 0
0110 JOLIET PCT 004	14	. . 0
0111 JOLIET PCT 005	11	. . 0
0112 JOLIET PCT 006	1	. . 0
0113 JOLIET PCT 007	10	. . 0

01 = BALLOTS CAST - REPUBLICAN	TOTAL	PERCENT	02 = BALLOTS CAST - FEDERAL REPUBLICAN	TOTAL	PERCENT
	6,316	99.97		2	.03

(CONTINUED FROM PREVIOUS PAGE)

	01	02
0114 JOLIET PCT 008	10	. . 0
0115 JOLIET PCT 009	5	. . 0
0116 JOLIET PCT 010	14	. . 0
0117 JOLIET PCT 011	11	. . 0
0118 JOLIET PCT 012	3	. . 0
0119 JOLIET PCT 013	10	. . 0
0120 JOLIET PCT 014	1	. . 0
0121 JOLIET PCT 015	10	. . 0
0122 JOLIET PCT 016	5	. . 0
0123 JOLIET PCT 017	14	. . 0
0124 JOLIET PCT 018	15	. . 0
0125 JOLIET PCT 019	6	. . 0
0126 JOLIET PCT 020	8	. . 0
0127 JOLIET PCT 021	7	. . 0
0128 JOLIET PCT 022	19	. . 0
0129 JOLIET PCT 023	13	. . 0
0130 JOLIET PCT 024	4	. . 0
0131 JOLIET PCT 025	6	. . 0
0132 JOLIET PCT 026	3	. . 0
0133 JOLIET PCT 027	0	. . 0
0134 JOLIET PCT 028	1	. . 0
0135 JOLIET PCT 029	8	. . 0
0136 JOLIET PCT 030	13	. . 0
0137 JOLIET PCT 031	10	. . 0
0138 JOLIET PCT 032	1	. . 0
0139 JOLIET PCT 033	10	. . 0
0140 JOLIET PCT 034	7	. . 0
0141 JOLIET PCT 035	6	. . 0
0142 JOLIET PCT 036	12	. . 0
0143 JOLIET PCT 037	12	. . 0
0144 LOCKPORT PCT 001	29	. . 0
0145 LOCKPORT PCT 002	13	. . 0
0146 LOCKPORT PCT 003	12	. . 0
0147 LOCKPORT PCT 004	14	. . 0
0148 LOCKPORT PCT 005	15	. . 0
0149 LOCKPORT PCT 006	6	. . 0
0150 LOCKPORT PCT 007	0	. . 0
0151 LOCKPORT PCT 008	2	. . 0
0152 LOCKPORT PCT 009	22	. . 0
0153 LOCKPORT PCT 010	24	. . 0
0154 LOCKPORT PCT 011	35	. . 0
0155 LOCKPORT PCT 012	16	. . 1
0156 LOCKPORT PCT 013	44	. . 0
0157 LOCKPORT PCT 014	12	. . 0
0158 LOCKPORT PCT 015	9	. . 0
0159 LOCKPORT PCT 016	24	. . 0
0160 LOCKPORT PCT 017	37	. . 0
0161 LOCKPORT PCT 018	36	. . 0
0162 LOCKPORT PCT 019	19	. . 0
0163 LOCKPORT PCT 020	13	. . 0
0164 LOCKPORT PCT 021	11	. . 0
0165 LOCKPORT PCT 022	8	. . 0
0166 LOCKPORT PCT 023	7	. . 0
0167 LOCKPORT PCT 024	4	. . 0
0168 MANHATTAN PCT 001	9	. . 0
0169 MANHATTAN PCT 002	22	. . 0
0170 MANHATTAN PCT 003	35	. . 0

01 = BALLOTS CAST - REPUBLICAN	TOTAL	PERCENT	02 = BALLOTS CAST - FEDERAL REPUBLICAN	TOTAL	PERCENT
	6,316	99.97		2	.03

(CONTINUED FROM PREVIOUS PAGE)

	01	02
0171 MANHATTAN PCT 004	8	. . 0
0172 MONEE PCT 001	12	. . 0
0173 MONEE PCT 002	11	. . 0
0174 MONEE PCT 003	20	. . 0
0175 MONEE PCT 004	62	. . 0
0176 MONEE PCT 005	1	. . 0
0177 MONEE PCT 006	1	. . 0
0178 MONEE PCT 007	2	. . 0
0179 MONEE PCT 008	27	. . 0
0180 NEW LENOX PCT 001	19	. . 0
0181 NEW LENOX PCT 002	30	. . 0
0182 NEW LENOX PCT 003	29	. . 0
0183 NEW LENOX PCT 004	17	. . 0
0184 NEW LENOX PCT 005	28	. . 0
0185 NEW LENOX PCT 006	34	. . 0
0186 NEW LENOX PCT 007	57	. . 0
0187 NEW LENOX PCT 008	49	. . 0
0188 NEW LENOX PCT 009	26	. . 0
0189 NEW LENOX PCT 010	46	. . 0
0190 NEW LENOX PCT 011	26	. . 0
0191 NEW LENOX PCT 012	15	. . 0
0192 NEW LENOX PCT 013	38	. . 0
0193 NEW LENOX PCT 014	22	. . 0
0194 NEW LENOX PCT 015	46	. . 0
0195 NEW LENOX PCT 016	27	. . 0
0196 NEW LENOX PCT 017	52	. . 0
0197 NEW LENOX PCT 018	22	. . 0
0198 NEW LENOX PCT 019	20	. . 0
0199 NEW LENOX PCT 020	38	. . 0
0200 PEOTONE PCT 001	43	. . 0
0201 PEOTONE PCT 002	55	. . 0
0202 PLAINFIELD PCT 001	25	. . 0
0203 PLAINFIELD PCT 002	31	. . 0
0204 PLAINFIELD PCT 003	32	. . 0
0205 PLAINFIELD PCT 004	3	. . 0
0206 PLAINFIELD PCT 005	4	. . 0
0207 PLAINFIELD PCT 006	2	. . 0
0208 PLAINFIELD PCT 007	6	. . 0
0209 PLAINFIELD PCT 008	24	. . 0
0210 PLAINFIELD PCT 009	54	. . 0
0211 PLAINFIELD PCT 010	44	. . 0
0212 PLAINFIELD PCT 011	6	. . 0
0213 PLAINFIELD PCT 012	8	. . 0
0214 PLAINFIELD PCT 013	33	. . 0
0215 PLAINFIELD PCT 014	26	. . 0
0216 PLAINFIELD PCT 015	33	. . 0
0217 PLAINFIELD PCT 016	31	. . 0
0218 PLAINFIELD PCT 017	10	. . 0
0219 PLAINFIELD PCT 018	8	. . 0
0220 PLAINFIELD PCT 019	13	. . 0
0221 PLAINFIELD PCT 020	30	. . 0
0222 PLAINFIELD PCT 021	22	. . 0
0223 PLAINFIELD PCT 022	27	. . 0
0224 PLAINFIELD PCT 023	5	. . 0
0225 PLAINFIELD PCT 024	6	. . 0
0226 PLAINFIELD PCT 025	4	. . 0
0227 PLAINFIELD PCT 026	12	. . 0

	TOTAL	PERCENT		TOTAL	PERCENT
01 = BALLOTS CAST - REPUBLICAN	6,316	99.97	02 = BALLOTS CAST - FEDERAL REPUBLICAN	2	.03
(CONTINUED FROM PREVIOUS PAGE)					
			01	02	
0228 PLAINFIELD PCT 027			5	.0	
0229 PLAINFIELD PCT 028			7	.0	
0230 PLAINFIELD PCT 029			11	.0	
0231 PLAINFIELD PCT 030			6	.0	
0232 PLAINFIELD PCT 031			9	.0	
0233 PLAINFIELD PCT 032			6	.0	
0234 PLAINFIELD PCT 033			19	.0	
0235 PLAINFIELD PCT 034			8	.0	
0236 PLAINFIELD PCT 035			6	.0	
0237 REED PCT 001			13	.0	
0238 REED PCT 002			25	.0	
0239 REED PCT 003			10	.0	
0240 TROY PCT 001			13	.0	
0241 TROY PCT 002			11	.0	
0242 TROY PCT 003			22	.0	
0243 TROY PCT 004			15	.0	
0244 TROY PCT 005			15	.0	
0245 TROY PCT 006			20	.0	
0246 TROY PCT 007			25	.0	
0247 TROY PCT 008			24	.0	
0248 TROY PCT 009			18	.0	
0249 TROY PCT 010			24	.0	
0250 TROY PCT 011			38	.0	
0251 TROY PCT 012			13	.0	
0252 TROY PCT 013			114	.0	
0253 TROY PCT 014			36	.0	
0254 TROY PCT 015			32	.0	
0255 TROY PCT 016			22	.0	
0256 TROY PCT 017			31	.0	
0257 TROY PCT 018			13	.0	
0258 TROY PCT 019			3	.0	
0259 TROY PCT 020			33	.0	
0260 TROY PCT 021			31	.0	
0261 TROY PCT 022			7	.0	
0262 WASHINGTON PCT 001			18	.0	
0263 WASHINGTON PCT 002			23	.0	
0264 WASHINGTON PCT 003			17	.0	
0265 WESLEY PCT 001			14	.0	
0266 WHEATLAND PCT 001			40	.0	
0267 WHEATLAND PCT 002			83	.0	
0268 WHEATLAND PCT 003			34	.0	
0269 WHEATLAND PCT 004			24	.0	
0270 WHEATLAND PCT 005			34	.0	
0271 WHEATLAND PCT 006			33	.0	
0272 WHEATLAND PCT 007			47	.0	
0273 WHEATLAND PCT 008			29	.0	
0274 WHEATLAND PCT 009			35	.0	
0275 WHEATLAND PCT 010			23	.0	
0276 WHEATLAND PCT 011			32	.0	
0277 WHEATLAND PCT 012			26	.0	
0278 WHEATLAND PCT 013			35	.0	
0279 WHEATLAND PCT 014			36	.0	
0280 WHEATLAND PCT 015			24	.0	
0281 WHEATLAND PCT 016			33	.0	
0282 WHEATLAND PCT 017			20	.0	
0283 WHEATLAND PCT 018			53	.0	
0284 WHEATLAND PCT 019			8	.0	

	TOTAL	PERCENT		TOTAL	PERCENT
01 = BALLOTS CAST - REPUBLICAN	6,316	99.97	02 = BALLOTS CAST - FEDERAL REPUBLICAN	2	.03
(CONTINUED FROM PREVIOUS PAGE)					
	01	02			
0285 WHEATLAND PCT 020	32	. . 0			
0286 WHEATLAND PCT 021	30	. . 0			
0287 WHEATLAND PCT 022	4	. . 0			
0288 WHEATLAND PCT 023	23	. . 0			
0289 WHEATLAND PCT 024	14	. . 0			
0290 WHEATLAND PCT 025	22	. . 0			
0291 WHEATLAND PCT 026	78	. . 0			
0292 WHEATLAND PCT 027	3	. . 0			
0293 WHEATLAND PCT 028	53	. . 0			
0294 WHEATLAND PCT 029	42	. . 0			
0295 WHEATLAND PCT 030	41	. . 0			
0296 WILL PCT 001	39	. . 0			
0297 WILMINGTON PCT 001	11	. . 0			
0298 WILMINGTON PCT 002	16	. . 0			
0299 WILMINGTON PCT 003	28	. . 0			
0300 WILTON PCT 001	5	. . 0			



Nancy Schultz Voots

W I L L C O U N T Y C L E R K



Republican Party

**PROVISIONAL
VOTING
(BY PRECINCT)**

	TOTAL	PERCENT		TOTAL	PERCENT
01 = BALLOTS CAST - REPUBLICAN	1,085	99.82	02 = BALLOTS CAST - FEDERAL REPUBLICAN	2	.18
	01	02			
0001 CHANNAHON PCT 001	4	.0			
0002 CHANNAHON PCT 002	5	.0			
0003 CHANNAHON PCT 003	4	.0			
0004 CHANNAHON PCT 004	3	.0			
0005 CHANNAHON PCT 005	2	.0			
0006 CRETE PCT 001	1	.0			
0007 CRETE PCT 002	1	.0			
0008 CRETE PCT 003	3	.0			
0009 CRETE PCT 004	2	.0			
0010 CRETE PCT 005	0	.0			
0011 CRETE PCT 006	5	.0			
0012 CRETE PCT 007	0	.0			
0013 CRETE PCT 008	1	.0			
0014 CRETE PCT 009	3	.0			
0015 CRETE PCT 010	1	.0			
0016 CRETE PCT 011	4	.0			
0017 CRETE PCT 012	3	.0			
0018 CUSTER PCT 001	1	.0			
0019 DU PAGE PCT 001	6	.0			
0020 DU PAGE PCT 002	4	.0			
0021 DU PAGE PCT 003	9	.0			
0022 DU PAGE PCT 004	2	.0			
0023 DU PAGE PCT 005	4	.0			
0024 DU PAGE PCT 006	4	.0			
0025 DU PAGE PCT 007	6	.0			
0026 DU PAGE PCT 008	3	.0			
0027 DU PAGE PCT 009	1	.0			
0028 DU PAGE PCT 010	4	.0			
0029 DU PAGE PCT 011	3	.0			
0030 DU PAGE PCT 012	5	.0			
0031 DU PAGE PCT 013	6	.0			
0032 DU PAGE PCT 014	9	.0			
0033 DU PAGE PCT 015	2	.0			
0034 DU PAGE PCT 016	3	.0			
0035 DU PAGE PCT 017	4	.0			
0036 DU PAGE PCT 018	11	.0			
0037 DU PAGE PCT 019	4	.0			
0038 DU PAGE PCT 020	1	.0			
0039 DU PAGE PCT 021	5	.0			
0040 DU PAGE PCT 022	3	.0			
0041 DU PAGE PCT 023	1	.0			
0042 DU PAGE PCT 024	2	.0			
0043 DU PAGE PCT 025	1	.0			
0044 DU PAGE PCT 026	3	.0			
0045 DU PAGE PCT 027	2	.0			
0046 DU PAGE PCT 028	0	.0			
0047 DU PAGE PCT 029	1	.0			
0048 DU PAGE PCT 030	4	.0			
0049 DU PAGE PCT 031	7	.0			
0050 DU PAGE PCT 032	8	.0			
0051 DU PAGE PCT 033	8	.0			
0052 DU PAGE PCT 034	5	.0			
0053 DU PAGE PCT 035	0	.0			
0054 DU PAGE PCT 036	0	.0			
0055 DU PAGE PCT 037	2	.0			
0056 FLORENCE PCT 001	0	.0			

01 = BALLOTS CAST - REPUBLICAN	TOTAL	PERCENT	02 = BALLOTS CAST - FEDERAL REPUBLICAN	TOTAL	PERCENT
	1,085	99.82		2	.18

(CONTINUED FROM PREVIOUS PAGE)

	01	02
0057 FRANKFORT PCT 001	10	. . 0
0058 FRANKFORT PCT 002	9	. . 0
0059 FRANKFORT PCT 003	3	. . 0
0060 FRANKFORT PCT 004	3	. . 0
0061 FRANKFORT PCT 005	7	. . 0
0062 FRANKFORT PCT 006	0	. . 0
0063 FRANKFORT PCT 007	1	. . 0
0064 FRANKFORT PCT 008	1	. . 0
0065 FRANKFORT PCT 009	5	. . 0
0066 FRANKFORT PCT 010	5	. . 0
0067 FRANKFORT PCT 011	7	. . 0
0068 FRANKFORT PCT 012	3	. . 0
0069 FRANKFORT PCT 013	1	. . 0
0070 FRANKFORT PCT 014	2	. . 0
0071 FRANKFORT PCT 015	2	. . 0
0072 FRANKFORT PCT 016	4	. . 0
0073 FRANKFORT PCT 017	5	. . 0
0074 FRANKFORT PCT 018	7	. . 0
0075 FRANKFORT PCT 019	1	. . 0
0076 FRANKFORT PCT 020	1	. . 0
0077 FRANKFORT PCT 021	0	. . 0
0078 FRANKFORT PCT 022	2	. . 0
0079 FRANKFORT PCT 023	2	. . 0
0080 FRANKFORT PCT 024	5	. . 0
0081 FRANKFORT PCT 025	3	. . 0
0082 FRANKFORT PCT 026	1	. . 0
0083 FRANKFORT PCT 027	5	. . 0
0084 FRANKFORT PCT 028	3	. . 0
0085 GREEN GARDEN PCT 001	6	. . 0
0086 GREEN GARDEN PCT 002	14	. . 0
0087 HOMER PCT 001	3	. . 0
0088 HOMER PCT 002	6	. . 0
0089 HOMER PCT 003	5	. . 0
0090 HOMER PCT 004	7	. . 0
0091 HOMER PCT 005	4	. . 0
0092 HOMER PCT 006	12	. . 0
0093 HOMER PCT 007	6	. . 0
0094 HOMER PCT 008	4	. . 0
0095 HOMER PCT 009	4	. . 0
0096 HOMER PCT 010	5	. . 0
0097 HOMER PCT 011	2	. . 0
0098 HOMER PCT 012	8	. . 0
0099 HOMER PCT 013	5	. . 0
0100 HOMER PCT 014	6	. . 0
0101 HOMER PCT 015	3	. . 0
0102 HOMER PCT 016	4	. . 0
0103 HOMER PCT 017	7	. . 0
0104 HOMER PCT 018	4	. . 0
0105 JACKSON PCT 001	0	. . 0
0106 JACKSON PCT 002	6	. . 0
0107 JOLIET PCT 001	2	. . 0
0108 JOLIET PCT 002	5	. . 0
0109 JOLIET PCT 003	1	. . 0
0110 JOLIET PCT 004	1	. . 0
0111 JOLIET PCT 005	1	. . 0
0112 JOLIET PCT 006	0	. . 0
0113 JOLIET PCT 007	0	. . 0

01 = BALLOTS CAST - REPUBLICAN	TOTAL	PERCENT	02 = BALLOTS CAST - FEDERAL REPUBLICAN	TOTAL	PERCENT
	1,085	99.82		2	.18

(CONTINUED FROM PREVIOUS PAGE)

	01	02
0114 JOLIET PCT 008	2	.0
0115 JOLIET PCT 009	0	.0
0116 JOLIET PCT 010	1	.0
0117 JOLIET PCT 011	1	.0
0118 JOLIET PCT 012	0	.0
0119 JOLIET PCT 013	0	.0
0120 JOLIET PCT 014	1	.0
0121 JOLIET PCT 015	1	.0
0122 JOLIET PCT 016	0	.0
0123 JOLIET PCT 017	3	.0
0124 JOLIET PCT 018	9	.0
0125 JOLIET PCT 019	2	.0
0126 JOLIET PCT 020	5	.0
0127 JOLIET PCT 021	4	.0
0128 JOLIET PCT 022	4	.0
0129 JOLIET PCT 023	4	.0
0130 JOLIET PCT 024	1	.0
0131 JOLIET PCT 025	3	.0
0132 JOLIET PCT 026	1	.0
0133 JOLIET PCT 027	2	.0
0134 JOLIET PCT 028	0	.0
0135 JOLIET PCT 029	0	.0
0136 JOLIET PCT 030	2	.0
0137 JOLIET PCT 031	5	.0
0138 JOLIET PCT 032	0	.0
0139 JOLIET PCT 033	0	.0
0140 JOLIET PCT 034	1	.0
0141 JOLIET PCT 035	1	.0
0142 JOLIET PCT 036	2	.0
0143 JOLIET PCT 037	0	.0
0144 LOCKPORT PCT 001	7	.0
0145 LOCKPORT PCT 002	0	.0
0146 LOCKPORT PCT 003	0	.0
0147 LOCKPORT PCT 004	2	.0
0148 LOCKPORT PCT 005	3	.0
0149 LOCKPORT PCT 006	1	.0
0150 LOCKPORT PCT 007	7	.0
0151 LOCKPORT PCT 008	1	.0
0152 LOCKPORT PCT 009	5	.0
0153 LOCKPORT PCT 010	2	.0
0154 LOCKPORT PCT 011	0	.0
0155 LOCKPORT PCT 012	3	.1
0156 LOCKPORT PCT 013	5	.0
0157 LOCKPORT PCT 014	2	.0
0158 LOCKPORT PCT 015	1	.0
0159 LOCKPORT PCT 016	2	.0
0160 LOCKPORT PCT 017	4	.0
0161 LOCKPORT PCT 018	4	.0
0162 LOCKPORT PCT 019	2	.0
0163 LOCKPORT PCT 020	4	.0
0164 LOCKPORT PCT 021	3	.0
0165 LOCKPORT PCT 022	1	.0
0166 LOCKPORT PCT 023	5	.0
0167 LOCKPORT PCT 024	0	.0
0168 MANHATTAN PCT 001	5	.0
0169 MANHATTAN PCT 002	7	.0
0170 MANHATTAN PCT 003	5	.0

	TOTAL	PERCENT		TOTAL	PERCENT
01 = BALLOTS CAST - REPUBLICAN	1,085	99.82	02 = BALLOTS CAST - FEDERAL REPUBLICAN	2	.18
(CONTINUED FROM PREVIOUS PAGE)					
			01	02	
0171 MANHATTAN PCT 004			4	. . . 0	
0172 MONEE PCT 001			0	. . . 0	
0173 MONEE PCT 002			0	. . . 0	
0174 MONEE PCT 003			1	. . . 0	
0175 MONEE PCT 004			2	. . . 0	
0176 MONEE PCT 005			0	. . . 0	
0177 MONEE PCT 006			2	. . . 0	
0178 MONEE PCT 007			0	. . . 0	
0179 MONEE PCT 008			1	. . . 0	
0180 NEW LENOX PCT 001			0	. . . 0	
0181 NEW LENOX PCT 002			1	. . . 0	
0182 NEW LENOX PCT 003			2	. . . 0	
0183 NEW LENOX PCT 004			4	. . . 0	
0184 NEW LENOX PCT 005			6	. . . 0	
0185 NEW LENOX PCT 006			2	. . . 0	
0186 NEW LENOX PCT 007			5	. . . 0	
0187 NEW LENOX PCT 008			10	. . . 0	
0188 NEW LENOX PCT 009			1	. . . 0	
0189 NEW LENOX PCT 010			1	. . . 0	
0190 NEW LENOX PCT 011			8	. . . 0	
0191 NEW LENOX PCT 012			3	. . . 0	
0192 NEW LENOX PCT 013			4	. . . 0	
0193 NEW LENOX PCT 014			3	. . . 0	
0194 NEW LENOX PCT 015			3	. . . 0	
0195 NEW LENOX PCT 016			5	. . . 0	
0196 NEW LENOX PCT 017			7	. . . 0	
0197 NEW LENOX PCT 018			4	. . . 0	
0198 NEW LENOX PCT 019			4	. . . 0	
0199 NEW LENOX PCT 020			6	. . . 0	
0200 PEOTONE PCT 001			2	. . . 0	
0201 PEOTONE PCT 002			3	. . . 0	
0202 PLAINFIELD PCT 001			8	. . . 0	
0203 PLAINFIELD PCT 002			5	. . . 0	
0204 PLAINFIELD PCT 003			7	. . . 0	
0205 PLAINFIELD PCT 004			0	. . . 0	
0206 PLAINFIELD PCT 005			1	. . . 0	
0207 PLAINFIELD PCT 006			2	. . . 0	
0208 PLAINFIELD PCT 007			2	. . . 0	
0209 PLAINFIELD PCT 008			3	. . . 0	
0210 PLAINFIELD PCT 009			5	. . . 0	
0211 PLAINFIELD PCT 010			9	. . . 0	
0212 PLAINFIELD PCT 011			1	. . . 0	
0213 PLAINFIELD PCT 012			0	. . . 0	
0214 PLAINFIELD PCT 013			6	. . . 0	
0215 PLAINFIELD PCT 014			8	. . . 0	
0216 PLAINFIELD PCT 015			2	. . . 0	
0217 PLAINFIELD PCT 016			7	. . . 0	
0218 PLAINFIELD PCT 017			1	. . . 0	
0219 PLAINFIELD PCT 018			5	. . . 0	
0220 PLAINFIELD PCT 019			1	. . . 0	
0221 PLAINFIELD PCT 020			3	. . . 0	
0222 PLAINFIELD PCT 021			7	. . . 0	
0223 PLAINFIELD PCT 022			13	. . . 0	
0224 PLAINFIELD PCT 023			3	. . . 0	
0225 PLAINFIELD PCT 024			7	. . . 0	
0226 PLAINFIELD PCT 025			1	. . . 0	
0227 PLAINFIELD PCT 026			3	. . . 0	

01 = BALLOTS CAST - REPUBLICAN

TOTAL PERCENT
1,085 99.82

02 = BALLOTS CAST - FEDERAL REPUBLICAN

TOTAL PERCENT
2 .18

(CONTINUED FROM PREVIOUS PAGE)

	01	02
0228 PLAINFIELD PCT 027	1	0
0229 PLAINFIELD PCT 028	4	0
0230 PLAINFIELD PCT 029	2	0
0231 PLAINFIELD PCT 030	7	0
0232 PLAINFIELD PCT 031	3	0
0233 PLAINFIELD PCT 032	0	0
0234 PLAINFIELD PCT 033	1	0
0235 PLAINFIELD PCT 034	1	0
0236 PLAINFIELD PCT 035	0	0
0237 REED PCT 001	1	0
0238 REED PCT 002	5	0
0239 REED PCT 003	0	0
0240 TROY PCT 001	1	0
0241 TROY PCT 002	0	0
0242 TROY PCT 003	1	0
0243 TROY PCT 004	3	0
0244 TROY PCT 005	10	0
0245 TROY PCT 006	1	0
0246 TROY PCT 007	4	0
0247 TROY PCT 008	12	0
0248 TROY PCT 009	5	0
0249 TROY PCT 010	1	0
0250 TROY PCT 011	13	0
0251 TROY PCT 012	6	0
0252 TROY PCT 013	9	0
0253 TROY PCT 014	10	0
0254 TROY PCT 015	6	0
0255 TROY PCT 016	19	0
0256 TROY PCT 017	2	0
0257 TROY PCT 018	2	0
0258 TROY PCT 019	1	0
0259 TROY PCT 020	5	0
0260 TROY PCT 021	2	0
0261 TROY PCT 022	3	0
0262 WASHINGTON PCT 001	1	0
0263 WASHINGTON PCT 002	2	0
0264 WASHINGTON PCT 003	5	0
0265 WESLEY PCT 001	3	0
0266 WHEATLAND PCT 001	5	0
0267 WHEATLAND PCT 002	8	0
0268 WHEATLAND PCT 003	8	0
0269 WHEATLAND PCT 004	0	0
0270 WHEATLAND PCT 005	3	0
0271 WHEATLAND PCT 006	2	1
0272 WHEATLAND PCT 007	14	0
0273 WHEATLAND PCT 008	4	0
0274 WHEATLAND PCT 009	11	0
0275 WHEATLAND PCT 010	5	0
0276 WHEATLAND PCT 011	5	0
0277 WHEATLAND PCT 012	4	0
0278 WHEATLAND PCT 013	5	0
0279 WHEATLAND PCT 014	2	0
0280 WHEATLAND PCT 015	6	0
0281 WHEATLAND PCT 016	10	0
0282 WHEATLAND PCT 017	3	0
0283 WHEATLAND PCT 018	3	0
0284 WHEATLAND PCT 019	2	0

	TOTAL	PERCENT		TOTAL	PERCENT
01 = BALLOTS CAST - REPUBLICAN	1,085	99.82	02 = BALLOTS CAST - FEDERAL REPUBLICAN	2	.18
(CONTINUED FROM PREVIOUS PAGE)					
	01	02			
0285 WHEATLAND PCT 020	5	.0			
0286 WHEATLAND PCT 021	6	.0			
0287 WHEATLAND PCT 022	2	.0			
0288 WHEATLAND PCT 023	3	.0			
0289 WHEATLAND PCT 024	1	.0			
0290 WHEATLAND PCT 025	3	.0			
0291 WHEATLAND PCT 026	11	.0			
0292 WHEATLAND PCT 027	7	.0			
0293 WHEATLAND PCT 028	9	.0			
0294 WHEATLAND PCT 029	2	.0			
0295 WHEATLAND PCT 030	8	.0			
0296 WILL PCT 001	8	.0			
0297 WILMINGTON PCT 001	4	.0			
0298 WILMINGTON PCT 002	0	.0			
0299 WILMINGTON PCT 003	2	.0			
0300 WILTON PCT 001	7	.0			



Nancy Schultz Voots

W I L L C O U N T Y C L E R K



Republican Party

PRESIDENT SUMMARY

**(Ballots Cast Statistics)
(Includes by Congressional District)**

	TOTAL		PERCENT		TOTAL		PERCENT	
01 = REGISTERED VOTERS - TOTAL	396,560				05 = BALLOTS CAST - DEMOCRATIC	90,775	51.05	
02 = BALLOTS CAST - TOTAL	177,799				06 = BALLOTS CAST - FEDERAL DEMOCRATIC	716	.40	
03 = BALLOTS CAST - REPUBLICAN	84,869		47.73		07 = BALLOTS CAST - NONPARTISAN	893	.50	
04 = BALLOTS CAST - FEDERAL REPUBLICAN	546		.31		08 = BALLOTS CAST - BLANK	30		
	01	02	03	04	05	06	07	08
0001 CHANNAHON PCT 001	1369	606	387	0	219	0	0	0
0002 CHANNAHON PCT 002	1568	706	438	0	268	0	0	0
0003 CHANNAHON PCT 003	1409	601	347	1	253	0	0	0
0004 CHANNAHON PCT 004	1291	612	289	78	244	1	0	0
0005 CHANNAHON PCT 005	1413	561	313	1	247	0	0	0
0006 CRETE PCT 001	1295	645	158	0	481	6	0	1
0007 CRETE PCT 002	1275	472	133	0	338	1	0	0
0008 CRETE PCT 003	1230	439	180	1	258	0	0	0
0009 CRETE PCT 004	1282	617	214	0	402	1	0	0
0010 CRETE PCT 005	1202	614	149	6	426	33	0	0
0011 CRETE PCT 006	1264	602	282	0	320	0	0	0
0012 CRETE PCT 007	1181	617	179	0	437	1	0	0
0013 CRETE PCT 008	1308	609	229	2	375	3	0	0
0014 CRETE PCT 009	1150	532	270	0	261	1	0	0
0015 CRETE PCT 010	997	404	208	0	196	0	0	1
0016 CRETE PCT 011	1116	458	306	0	152	0	0	0
0017 CRETE PCT 012	1033	522	278	0	244	0	0	0
0018 CUSTER PCT 001	981	407	267	1	139	0	0	0
0019 DU PAGE PCT 001	1517	736	375	0	361	0	0	0
0020 DU PAGE PCT 002	1406	655	404	0	251	0	0	0
0021 DU PAGE PCT 003	1482	691	424	0	267	0	0	0
0022 DU PAGE PCT 004	1100	502	237	0	265	0	0	0
0023 DU PAGE PCT 005	1130	534	212	0	322	0	0	0
0024 DU PAGE PCT 006	1139	574	220	7	347	0	0	0
0025 DU PAGE PCT 007	1296	635	396	0	239	0	0	0
0026 DU PAGE PCT 008	1306	592	170	0	420	2	0	0
0027 DU PAGE PCT 009	1040	449	189	0	260	0	0	1
0028 DU PAGE PCT 010	1403	636	178	0	456	2	0	0
0029 DU PAGE PCT 011	1298	531	121	39	299	72	0	0
0030 DU PAGE PCT 012	1243	607	198	0	409	0	0	0
0031 DU PAGE PCT 013	1406	541	140	0	401	0	0	0
0032 DU PAGE PCT 014	1336	535	200	0	335	0	0	0
0033 DU PAGE PCT 015	1196	554	170	0	384	0	0	0
0034 DU PAGE PCT 016	1323	649	190	8	443	8	0	0
0035 DU PAGE PCT 017	1476	639	175	0	459	5	0	0
0036 DU PAGE PCT 018	1350	561	186	0	363	12	0	0
0037 DU PAGE PCT 019	1409	552	145	0	325	82	0	0
0038 DU PAGE PCT 020	1255	494	124	0	370	0	0	1
0039 DU PAGE PCT 021	1437	603	193	0	410	0	0	0
0040 DU PAGE PCT 022	1417	610	228	0	382	0	0	1
0041 DU PAGE PCT 023	1648	711	200	0	511	0	0	0
0042 DU PAGE PCT 024	1037	475	158	2	315	0	0	1
0043 DU PAGE PCT 025	1225	554	164	2	387	1	0	0
0044 DU PAGE PCT 026	1209	507	149	0	358	0	0	0
0045 DU PAGE PCT 027	1499	643	146	0	496	1	0	0
0046 DU PAGE PCT 028	1522	563	127	0	436	0	0	0
0047 DU PAGE PCT 029	1346	626	223	0	403	0	0	0
0048 DU PAGE PCT 030	1220	506	13	97	396	0	0	0
0049 DU PAGE PCT 031	755	378	174	0	204	0	0	0
0050 DU PAGE PCT 032	1591	654	282	0	367	0	5	0
0051 DU PAGE PCT 033	1428	575	231	0	335	0	9	0
0052 DU PAGE PCT 034	988	508	301	0	205	0	2	0
0053 DU PAGE PCT 035	930	322	63	0	258	0	1	0

	TOTAL	PERCENT		TOTAL	PERCENT
01 = REGISTERED VOTERS - TOTAL	396,560		05 = BALLOTS CAST - DEMOCRATIC	90,775	51.05
02 = BALLOTS CAST - TOTAL	177,799		06 = BALLOTS CAST - FEDERAL DEMOCRATIC	716	.40
03 = BALLOTS CAST - REPUBLICAN	84,869	47.73	07 = BALLOTS CAST - NONPARTISAN	893	.50
04 = BALLOTS CAST - FEDERAL REPUBLICAN	546	.31	08 = BALLOTS CAST - BLANK	30	

(CONTINUED FROM PREVIOUS PAGE)

	01	02	03	04	05	06	07	08
0054 DU PAGE PCT 036	1601	.651	.281	.1	.368	.1	.0	.0
0055 DU PAGE PCT 037	1351	.521	.241	.0	.278	.0	.2	.0
0056 FLORENCE PCT 001	591	.229	.147	.0	.82	.0	.0	.0
0057 FRANKFORT PCT 001	1797	.809	.493	.0	.316	.0	.0	.0
0058 FRANKFORT PCT 002	1407	.654	.434	.0	.220	.0	.0	.0
0059 FRANKFORT PCT 003	1422	.679	.346	.0	.326	.0	.7	.0
0060 FRANKFORT PCT 004	1273	.522	.298	.0	.224	.0	.0	.0
0061 FRANKFORT PCT 005	1887	.821	.438	.30	.334	.19	.0	.0
0062 FRANKFORT PCT 006	1207	.569	.304	.0	.265	.0	.0	.0
0063 FRANKFORT PCT 007	1247	.567	.315	.0	.248	.4	.0	.0
0064 FRANKFORT PCT 008	1459	.618	.329	.0	.289	.0	.0	.0
0065 FRANKFORT PCT 009	1369	.648	.373	.0	.271	.0	.4	.0
0066 FRANKFORT PCT 010	1315	.620	.276	.0	.341	.0	.3	.0
0067 FRANKFORT PCT 011	1544	.761	.506	.0	.254	.1	.0	.0
0068 FRANKFORT PCT 012	1214	.627	.353	.0	.274	.0	.0	.0
0069 FRANKFORT PCT 013	1149	.558	.323	.0	.235	.0	.0	.0
0070 FRANKFORT PCT 014	1343	.626	.287	.0	.326	.2	.11	.0
0071 FRANKFORT PCT 015	1270	.587	.294	.0	.287	.0	.6	.0
0072 FRANKFORT PCT 016	1364	.659	.365	.0	.286	.1	.7	.0
0073 FRANKFORT PCT 017	1759	.832	.573	.0	.258	.1	.0	.0
0074 FRANKFORT PCT 018	1267	.661	.437	.0	.224	.0	.0	.0
0075 FRANKFORT PCT 019	1330	.629	.299	.1	.321	.0	.8	.0
0076 FRANKFORT PCT 020	1416	.678	.371	.0	.301	.0	.6	.0
0077 FRANKFORT PCT 021	1184	.599	.348	.0	.251	.0	.0	.0
0078 FRANKFORT PCT 022	1303	.635	.383	.0	.252	.0	.0	.0
0079 FRANKFORT PCT 023	1208	.573	.363	.0	.210	.0	.0	.0
0080 FRANKFORT PCT 024	1242	.656	.285	.0	.369	.0	.2	.0
0081 FRANKFORT PCT 025	1215	.640	.403	.1	.236	.0	.0	.0
0082 FRANKFORT PCT 026	1295	.639	.421	.0	.218	.0	.0	.0
0083 FRANKFORT PCT 027	1097	.517	.330	.1	.186	.0	.0	.0
0084 FRANKFORT PCT 028	1374	.723	.415	.1	.307	.0	.0	.0
0085 GREEN GARDEN PCT 001	1284	.669	.478	.0	.171	.0	.20	.0
0086 GREEN GARDEN PCT 002	1321	.778	.549	.0	.207	.0	.22	.0
0087 HOMER PCT 001	1247	.560	.354	.0	.197	.0	.9	.0
0088 HOMER PCT 002	1482	.713	.462	.0	.244	.0	.7	.0
0089 HOMER PCT 003	1250	.579	.338	.0	.233	.0	.8	.1
0090 HOMER PCT 004	1406	.735	.504	.0	.222	.0	.9	.0
0091 HOMER PCT 005	1171	.579	.396	.0	.178	.0	.5	.0
0092 HOMER PCT 006	1299	.612	.384	.0	.222	.0	.6	.0
0093 HOMER PCT 007	1354	.641	.397	.0	.234	.0	.10	.0
0094 HOMER PCT 008	1278	.597	.361	.0	.224	.1	.11	.0
0095 HOMER PCT 009	1171	.543	.317	.0	.220	.1	.5	.0
0096 HOMER PCT 010	1485	.663	.391	.0	.266	.0	.6	.2
0097 HOMER PCT 011	1399	.614	.363	.0	.249	.0	.2	.0
0098 HOMER PCT 012	1479	.667	.464	.0	.201	.0	.2	.1
0099 HOMER PCT 013	1241	.536	.344	.0	.187	.0	.5	.0
0100 HOMER PCT 014	1960	.845	.506	.0	.326	.0	.13	.0
0101 HOMER PCT 015	1659	.720	.388	.0	.331	.0	.1	.1
0102 HOMER PCT 016	1204	.538	.344	.1	.186	.0	.7	.0
0103 HOMER PCT 017	1450	.738	.540	.0	.195	.0	.3	.1
0104 HOMER PCT 018	1659	.679	.378	.3	.290	.0	.8	.0
0105 JACKSON PCT 001	1417	.607	.367	.0	.240	.0	.0	.0
0106 JACKSON PCT 002	1344	.626	.348	.1	.277	.0	.0	.0
0107 JOLIET PCT 001	1319	.568	.117	.0	.451	.0	.0	.1

01 = REGISTERED VOTERS - TOTAL	396,560		05 = BALLOTS CAST - DEMOCRATIC	90,775	51.05
02 = BALLOTS CAST - TOTAL	177,799		06 = BALLOTS CAST - FEDERAL DEMOCRATIC	716	.40
03 = BALLOTS CAST - REPUBLICAN	84,869	47.73	07 = BALLOTS CAST - NONPARTISAN	893	.50
04 = BALLOTS CAST - FEDERAL REPUBLICAN	546	.31	08 = BALLOTS CAST - BLANK	30	

(CONTINUED FROM PREVIOUS PAGE)

	01	02	03	04	05	06	07	08
0108 JOLIET PCT 002	985	430	159	0	271	0	0	2
0109 JOLIET PCT 003	885	369	140	0	229	0	0	1
0110 JOLIET PCT 004	1191	498	186	0	311	1	0	0
0111 JOLIET PCT 005	1130	372	21	0	346	5	0	0
0112 JOLIET PCT 006	1287	399	9	0	390	0	0	0
0113 JOLIET PCT 007	1085	430	42	0	388	0	0	0
0114 JOLIET PCT 008	1116	457	154	0	303	0	0	0
0115 JOLIET PCT 009	1163	411	97	0	311	3	0	0
0116 JOLIET PCT 010	1102	508	219	0	289	0	0	0
0117 JOLIET PCT 011	1213	471	136	0	330	5	0	0
0118 JOLIET PCT 012	1273	441	99	0	342	0	0	0
0119 JOLIET PCT 013	1210	450	25	1	420	4	0	0
0120 JOLIET PCT 014	1320	444	33	0	410	1	0	0
0121 JOLIET PCT 015	1284	419	110	0	308	1	0	0
0122 JOLIET PCT 016	1205	543	73	0	470	0	0	0
0123 JOLIET PCT 017	1299	617	275	0	340	2	0	0
0124 JOLIET PCT 018	1265	660	335	0	325	0	0	1
0125 JOLIET PCT 019	1174	502	185	0	317	0	0	0
0126 JOLIET PCT 020	1200	530	173	0	356	1	0	0
0127 JOLIET PCT 021	1341	635	264	0	371	0	0	0
0128 JOLIET PCT 022	1322	531	143	6	381	1	0	0
0129 JOLIET PCT 023	1434	505	94	0	411	0	0	0
0130 JOLIET PCT 024	1098	402	91	0	311	0	0	0
0131 JOLIET PCT 025	1207	451	168	0	282	1	0	1
0132 JOLIET PCT 026	1113	451	130	0	238	83	0	0
0133 JOLIET PCT 027	628	226	38	0	188	0	0	0
0134 JOLIET PCT 028	1188	387	12	0	368	7	0	0
0135 JOLIET PCT 029	1234	454	92	0	362	0	0	0
0136 JOLIET PCT 030	1202	467	175	0	290	2	0	0
0137 JOLIET PCT 031	1155	449	164	0	285	0	0	0
0138 JOLIET PCT 032	1122	418	13	0	404	1	0	0
0139 JOLIET PCT 033	1095	404	159	0	245	0	0	0
0140 JOLIET PCT 034	1231	448	40	2	404	2	0	0
0141 JOLIET PCT 035	1330	535	93	0	440	2	0	0
0142 JOLIET PCT 036	1121	411	64	0	345	2	0	0
0143 JOLIET PCT 037	1194	493	124	0	368	1	0	1
0144 LOCKPORT PCT 001	1763	1010	645	0	364	0	1	0
0145 LOCKPORT PCT 002	1599	660	246	0	409	2	3	0
0146 LOCKPORT PCT 003	1443	564	168	0	393	0	3	1
0147 LOCKPORT PCT 004	1195	438	164	0	266	0	8	0
0148 LOCKPORT PCT 005	1297	562	309	0	248	0	5	0
0149 LOCKPORT PCT 006	1622	626	178	0	448	0	0	0
0150 LOCKPORT PCT 007	1567	664	177	0	487	0	0	0
0151 LOCKPORT PCT 008	1333	571	110	0	413	48	0	0
0152 LOCKPORT PCT 009	1803	882	461	0	417	0	4	0
0153 LOCKPORT PCT 010	1373	546	286	0	260	0	0	0
0154 LOCKPORT PCT 011	1370	580	293	0	278	0	9	0
0155 LOCKPORT PCT 012	1366	552	211	70	201	67	3	0
0156 LOCKPORT PCT 013	1982	1078	619	0	435	0	24	1
0157 LOCKPORT PCT 014	1192	473	219	0	228	23	3	0
0158 LOCKPORT PCT 015	1183	456	137	0	315	0	4	0
0159 LOCKPORT PCT 016	1420	659	303	1	329	0	26	0
0160 LOCKPORT PCT 017	1409	686	357	7	315	0	7	0
0161 LOCKPORT PCT 018	1480	712	324	0	362	1	25	0

	TOTAL	PERCENT		TOTAL	PERCENT
01 = REGISTERED VOTERS - TOTAL	396,560		05 = BALLOTS CAST - DEMOCRATIC	90,775	51.05
02 = BALLOTS CAST - TOTAL	177,799		06 = BALLOTS CAST - FEDERAL DEMOCRATIC	716	.40
03 = BALLOTS CAST - REPUBLICAN	84,869	47.73	07 = BALLOTS CAST - NONPARTISAN	893	.50
04 = BALLOTS CAST - FEDERAL REPUBLICAN	546	.31	08 = BALLOTS CAST - BLANK	30	

(CONTINUED FROM PREVIOUS PAGE)

	01	02	03	04	05	06	07	08
0162 LOCKPORT PCT 019	1223	.568	.293	.0	.269	.0	.6	.0
0163 LOCKPORT PCT 020	1211	.512	.251	.0	.260	.0	.1	.0
0164 LOCKPORT PCT 021	1291	.496	.183	.4	.298	.4	.7	.0
0165 LOCKPORT PCT 022	1148	.450	.172	.1	.272	.0	.5	.0
0166 LOCKPORT PCT 023	1000	.411	.160	.0	.242	.0	.9	.0
0167 LOCKPORT PCT 024	1020	.394	.29	.0	.348	.17	.0	.0
0168 MANHATTAN PCT 001	1369	.541	.297	.1	.242	.1	.0	.0
0169 MANHATTAN PCT 002	1479	.642	.370	.0	.272	.0	.0	.0
0170 MANHATTAN PCT 003	1680	.728	.465	.0	.257	.0	.6	.0
0171 MANHATTAN PCT 004	1351	.566	.320	.0	.246	.0	.0	.0
0172 MONEE PCT 001	1082	.489	.121	.0	.368	.0	.0	.0
0173 MONEE PCT 002	1254	.595	.61	.0	.534	.0	.0	.0
0174 MONEE PCT 003	1276	.567	.259	.0	.308	.0	.0	.0
0175 MONEE PCT 004	1286	.601	.278	.1	.322	.0	.0	.0
0176 MONEE PCT 005	1124	.510	.4	.0	.492	.14	.0	.0
0177 MONEE PCT 006	840	.397	.14	.0	.379	.4	.0	.0
0178 MONEE PCT 007	1151	.595	.14	.0	.581	.0	.0	.0
0179 MONEE PCT 008	1095	.526	.261	.0	.264	.1	.0	.0
0180 NEW LENOX PCT 001	1214	.463	.228	.1	.234	.0	.0	.0
0181 NEW LENOX PCT 002	1242	.578	.352	.0	.226	.0	.0	.0
0182 NEW LENOX PCT 003	1158	.505	.319	.0	.186	.0	.0	.0
0183 NEW LENOX PCT 004	1005	.456	.278	.0	.178	.0	.0	.0
0184 NEW LENOX PCT 005	1239	.585	.351	.0	.227	.7	.0	.0
0185 NEW LENOX PCT 006	1248	.580	.385	.1	.194	.0	.0	.0
0186 NEW LENOX PCT 007	1681	.786	.547	.0	.232	.7	.0	.1
0187 NEW LENOX PCT 008	1452	.674	.444	.0	.230	.0	.0	.0
0188 NEW LENOX PCT 009	1404	.666	.391	.0	.275	.0	.0	.1
0189 NEW LENOX PCT 010	1279	.625	.392	.1	.232	.0	.0	.0
0190 NEW LENOX PCT 011	1382	.616	.354	.0	.262	.0	.0	.0
0191 NEW LENOX PCT 012	1348	.570	.318	.0	.252	.0	.0	.0
0192 NEW LENOX PCT 013	1365	.614	.348	.0	.265	.1	.0	.0
0193 NEW LENOX PCT 014	1682	.783	.440	.3	.340	.0	.0	.0
0194 NEW LENOX PCT 015	1269	.599	.365	.0	.226	.8	.0	.0
0195 NEW LENOX PCT 016	1276	.586	.334	.0	.252	.0	.0	.0
0196 NEW LENOX PCT 017	1409	.600	.373	.0	.227	.0	.0	.0
0197 NEW LENOX PCT 018	1248	.517	.296	.0	.221	.0	.0	.0
0198 NEW LENOX PCT 019	1438	.667	.380	.0	.287	.0	.0	.0
0199 NEW LENOX PCT 020	1718	.758	.500	.0	.258	.0	.0	.0
0200 PEOTONE PCT 001	1395	.874	.553	.0	.243	.0	.78	.0
0201 PEOTONE PCT 002	1448	.813	.513	.0	.213	.0	.87	.0
0202 PLAINFIELD PCT 001	1381	.652	.348	.0	.294	.0	.10	.0
0203 PLAINFIELD PCT 002	1373	.612	.321	.1	.280	.1	.9	.0
0204 PLAINFIELD PCT 003	1231	.594	.356	.0	.229	.0	.9	.0
0205 PLAINFIELD PCT 004	690	.318	.106	.0	.209	.1	.2	.0
0206 PLAINFIELD PCT 005	1249	.549	.224	.0	.323	.0	.2	.0
0207 PLAINFIELD PCT 006	1283	.607	.218	.0	.381	.0	.8	.0
0208 PLAINFIELD PCT 007	1577	.580	.164	.0	.409	.0	.7	.0
0209 PLAINFIELD PCT 008	1413	.686	.321	.0	.359	.0	.6	.0
0210 PLAINFIELD PCT 009	1592	.684	.399	.0	.280	.0	.5	.0
0211 PLAINFIELD PCT 010	1223	.610	.352	.0	.230	.0	.28	.0
0212 PLAINFIELD PCT 011	680	.246	.90	.0	.152	.1	.3	.0
0213 PLAINFIELD PCT 012	1188	.564	.173	.0	.382	.0	.9	.0
0214 PLAINFIELD PCT 013	1466	.766	.449	.0	.304	.0	.13	.0
0215 PLAINFIELD PCT 014	1310	.628	.348	.0	.278	.1	.1	.0

	TOTAL	PERCENT		TOTAL	PERCENT
01 = REGISTERED VOTERS - TOTAL	396,560		05 = BALLOTS CAST - DEMOCRATIC	90,775	51.05
02 = BALLOTS CAST - TOTAL	177,799		06 = BALLOTS CAST - FEDERAL DEMOCRATIC	716	.40
03 = BALLOTS CAST - REPUBLICAN	84,869	47.73	07 = BALLOTS CAST - NONPARTISAN	893	.50
04 = BALLOTS CAST - FEDERAL REPUBLICAN	546	.31	08 = BALLOTS CAST - BLANK	30	

(CONTINUED FROM PREVIOUS PAGE)

	01	02	03	04	05	06	07	08
0216 PLAINFIELD PCT 015	1310	666	381	0	270	0	15	0
0217 PLAINFIELD PCT 016	1384	625	331	0	276	0	18	0
0218 PLAINFIELD PCT 017	1434	578	230	0	346	0	2	0
0219 PLAINFIELD PCT 018	1434	584	232	0	345	0	7	0
0220 PLAINFIELD PCT 019	1242	509	204	0	303	0	2	0
0221 PLAINFIELD PCT 020	1754	726	352	0	373	0	1	0
0222 PLAINFIELD PCT 021	1093	470	237	0	209	1	23	0
0223 PLAINFIELD PCT 022	1868	818	455	4	353	0	6	0
0224 PLAINFIELD PCT 023	1152	513	239	0	268	1	5	0
0225 PLAINFIELD PCT 024	1204	536	290	0	239	0	7	0
0226 PLAINFIELD PCT 025	1413	555	228	0	325	0	2	0
0227 PLAINFIELD PCT 026	1206	468	134	0	334	0	0	0
0228 PLAINFIELD PCT 027	1451	610	209	0	397	0	4	0
0229 PLAINFIELD PCT 028	1351	521	241	1	277	2	0	0
0230 PLAINFIELD PCT 029	1249	516	255	2	257	0	2	0
0231 PLAINFIELD PCT 030	1277	565	290	0	275	0	0	0
0232 PLAINFIELD PCT 031	1232	551	273	0	276	2	0	0
0233 PLAINFIELD PCT 032	1182	479	191	0	288	0	0	0
0234 PLAINFIELD PCT 033	1337	569	268	0	301	0	0	0
0235 PLAINFIELD PCT 034	1050	449	199	0	249	0	1	0
0236 PLAINFIELD PCT 035	1225	540	224	0	313	0	3	0
0237 REED PCT 001	1358	508	294	0	214	0	0	0
0238 REED PCT 002	1342	540	317	0	223	0	0	1
0239 REED PCT 003	1400	483	281	0	201	1	0	0
0240 TROY PCT 001	1873	686	267	0	419	0	0	0
0241 TROY PCT 002	1595	584	189	0	395	0	0	0
0242 TROY PCT 003	1168	541	314	0	226	1	0	0
0243 TROY PCT 004	1246	548	260	0	288	0	0	0
0244 TROY PCT 005	1170	490	251	1	238	0	0	0
0245 TROY PCT 006	826	346	137	0	209	0	0	0
0246 TROY PCT 007	1565	658	327	2	325	4	0	0
0247 TROY PCT 008	1993	849	441	0	408	0	0	0
0248 TROY PCT 009	1266	589	293	0	296	0	0	0
0249 TROY PCT 010	1350	597	339	0	257	1	0	0
0250 TROY PCT 011	1573	782	493	2	287	0	0	0
0251 TROY PCT 012	1379	609	275	0	332	2	0	0
0252 TROY PCT 013	1855	935	551	0	384	0	0	0
0253 TROY PCT 014	1376	619	374	0	245	0	0	0
0254 TROY PCT 015	1452	639	348	1	290	0	0	0
0255 TROY PCT 016	1431	634	259	0	373	2	0	0
0256 TROY PCT 017	1483	659	373	0	286	0	0	0
0257 TROY PCT 018	1124	531	175	3	351	2	0	0
0258 TROY PCT 019	1223	516	146	1	369	0	0	0
0259 TROY PCT 020	1504	693	365	0	328	0	0	0
0260 TROY PCT 021	1250	575	334	0	241	0	0	0
0261 TROY PCT 022	676	324	205	0	119	0	0	0
0262 WASHINGTON PCT 001	1240	579	365	0	205	0	9	0
0263 WASHINGTON PCT 002	1422	659	425	1	233	0	0	0
0264 WASHINGTON PCT 003	1194	526	367	1	152	0	6	0
0265 WESLEY PCT 001	1450	520	318	1	201	0	0	1
0266 WHEATLAND PCT 001	1748	3191	1336	21	1813	14	7	0
0267 WHEATLAND PCT 002	1582	802	503	0	299	0	0	0
0268 WHEATLAND PCT 003	1526	662	401	0	257	4	0	0
0269 WHEATLAND PCT 004	1847	676	244	0	432	0	0	0

	TOTAL	PERCENT		TOTAL	PERCENT
01 = REGISTERED VOTERS - TOTAL	396,560		05 = BALLOTS CAST - DEMOCRATIC	90,775	51.05
02 = BALLOTS CAST - TOTAL	177,799		06 = BALLOTS CAST - FEDERAL DEMOCRATIC	716	.40
03 = BALLOTS CAST - REPUBLICAN	84,869	47.73	07 = BALLOTS CAST - NONPARTISAN	893	.50
04 = BALLOTS CAST - FEDERAL REPUBLICAN	546	.31	08 = BALLOTS CAST - BLANK	30	

(CONTINUED FROM PREVIOUS PAGE)

	01	02	03	04	05	06	07	08
0270 WHEATLAND PCT 005	1606	.679	.416	.0	.263	.0	.0	.0
0271 WHEATLAND PCT 006	1249	.632	.350	.1	.281	.0	.0	.0
0272 WHEATLAND PCT 007	1361	.642	.365	.0	.277	.0	.0	.0
0273 WHEATLAND PCT 008	1375	.650	.374	.0	.268	.8	.0	.0
0274 WHEATLAND PCT 009	1569	.773	.378	.30	.365	.0	.0	.0
0275 WHEATLAND PCT 010	1393	.613	.349	.0	.264	.0	.0	.0
0276 WHEATLAND PCT 011	1574	.601	.324	.1	.276	.0	.0	.0
0277 WHEATLAND PCT 012	1351	.576	.300	.0	.276	.0	.0	.0
0278 WHEATLAND PCT 013	1228	.536	.305	.0	.231	.0	.0	.0
0279 WHEATLAND PCT 014	1449	.654	.406	.0	.227	.21	.0	.0
0280 WHEATLAND PCT 015	1377	.542	.269	.0	.231	.42	.0	.1
0281 WHEATLAND PCT 016	1532	.672	.400	.0	.269	.0	.3	.0
0282 WHEATLAND PCT 017	1463	.696	.310	.68	.317	.1	.0	.0
0283 WHEATLAND PCT 018	1462	.670	.404	.0	.266	.0	.0	.1
0284 WHEATLAND PCT 019	1197	.600	.208	.0	.389	.0	.3	.0
0285 WHEATLAND PCT 020	1218	.544	.359	.0	.185	.0	.0	.0
0286 WHEATLAND PCT 021	1162	.527	.299	.0	.228	.0	.0	.0
0287 WHEATLAND PCT 022	1356	.612	.199	.0	.412	.0	.1	.0
0288 WHEATLAND PCT 023	1585	.640	.280	.0	.350	.1	.9	.0
0289 WHEATLAND PCT 024	1276	.491	.311	.0	.180	.0	.0	.0
0290 WHEATLAND PCT 025	1531	.696	.369	.0	.321	.0	.6	.0
0291 WHEATLAND PCT 026	1783	.862	.580	.0	.277	.0	.5	.0
0292 WHEATLAND PCT 027	1545	.658	.225	.0	.431	.0	.2	.0
0293 WHEATLAND PCT 028	1627	.768	.456	.0	.307	.0	.5	.0
0294 WHEATLAND PCT 029	1579	.784	.442	.0	.333	.0	.9	.1
0295 WHEATLAND PCT 030	1530	.712	.428	.0	.279	.0	.5	.0
0296 WILL PCT 001	1086	.602	.423	.0	.152	.0	.27	.0
0297 WILMINGTON PCT 001	1272	.465	.221	.19	.216	.9	.0	.1
0298 WILMINGTON PCT 002	1260	.470	.287	.0	.183	.0	.0	.0
0299 WILMINGTON PCT 003	1292	.503	.294	.0	.209	.0	.0	.1
0300 WILTON PCT 001	596	.354	.230	.0	.94	.0	.30	.0

ABSTRACT OF VOTES

WILL COUNTY, ILLINOIS
 GENERAL PRIMARY ELECTION
 MARCH 15, 2016
 REPUBLICAN

OFFICIAL RESULTS

PRESIDENT OF THE UNITED STATES - TOTAL	VOTES						PERCENT						VOTES		PERCENT	
	01	02	03	04	05	06	07	08	09	10	11	12				
Vote for not more than 1																
01 = Jeb Bush					450								65		.08	
02 = Chris Christie					154								106		.12	
03 = Donald J. Trump					39,269								49		.06	
04 = Ted Cruz					21,941								15,211		17.86	
05 = Marco Rubio					7,036								496		.58	
06 = Rand Paul					231								182		.21	
07 = Carly Fiorina																
08 = Mike Huckabee																
09 = Rick Santorum																
10 = John R. Kasich																
11 = Ben Carson																
12 = WRITE-IN																

	01	02	03	04	05	06	07	08	09	10	11	12
0001 CHANNAHON PCT 001	2	1	196	87	38	0	0	0	0	58	2	3
0002 CHANNAHON PCT 002	2	0	198	124	37	1	0	0	0	74	2	0
0003 CHANNAHON PCT 003	0	1	177	90	29	2	0	0	0	45	3	0
0004 CHANNAHON PCT 004	3	0	187	98	23	1	1	0	1	45	4	1
0005 CHANNAHON PCT 005	1	1	160	89	23	0	0	0	0	38	2	0
0006 CRETE PCT 001	0	0	73	51	13	2	0	0	0	18	1	0
0007 CRETE PCT 002	2	0	59	51	9	0	0	0	0	11	1	0
0008 CRETE PCT 003	2	0	102	52	8	0	1	0	0	15	0	0
0009 CRETE PCT 004	0	0	92	74	18	1	1	0	0	28	0	0
0010 CRETE PCT 005	0	0	61	40	13	0	0	1	0	36	3	0
0011 CRETE PCT 006	3	1	113	91	21	0	0	0	0	51	1	1
0012 CRETE PCT 007	0	0	90	45	11	0	0	0	0	31	2	0
0013 CRETE PCT 008	2	1	99	73	16	0	0	2	1	35	1	1
0014 CRETE PCT 009	2	0	112	87	18	1	0	0	1	46	2	1
0015 CRETE PCT 010	1	1	126	51	11	2	0	0	0	15	0	1
0016 CRETE PCT 011	2	3	126	110	22	1	1	0	0	40	1	0
0017 CRETE PCT 012	2	0	126	66	20	3	0	0	0	55	2	2
0018 CUSTER PCT 001	3	0	168	61	9	1	0	0	0	24	2	0
0019 DU PAGE PCT 001	2	0	131	98	43	0	0	0	0	99	1	1
0020 DU PAGE PCT 002	3	0	113	85	34	0	0	0	0	167	1	1
0021 DU PAGE PCT 003	1	0	117	90	49	0	0	1	0	161	1	3
0022 DU PAGE PCT 004	0	1	68	62	37	1	0	0	0	66	2	0
0023 DU PAGE PCT 005	1	1	80	65	21	0	0	0	0	44	0	0
0024 DU PAGE PCT 006	0	0	92	64	15	1	0	0	0	53	1	1
0025 DU PAGE PCT 007	0	0	106	107	41	1	0	0	0	140	1	0
0026 DU PAGE PCT 008	0	1	56	66	19	0	0	1	0	25	1	1
0027 DU PAGE PCT 009	1	0	70	63	15	0	0	1	0	38	1	0
0028 DU PAGE PCT 010	0	0	56	57	22	1	0	0	1	39	0	0
0029 DU PAGE PCT 011	0	0	46	63	14	0	0	0	0	36	0	0
0030 DU PAGE PCT 012	1	0	65	76	15	1	2	1	0	34	2	1
0031 DU PAGE PCT 013	0	0	65	44	11	1	0	0	0	18	1	0
0032 DU PAGE PCT 014	4	0	71	54	28	1	1	0	0	39	1	1
0033 DU PAGE PCT 015	0	0	67	55	9	0	0	0	0	37	2	0
0034 DU PAGE PCT 016	1	0	81	54	17	3	1	1	0	35	5	0
0035 DU PAGE PCT 017	0	0	66	49	13	1	0	0	0	44	1	0
0036 DU PAGE PCT 018	1	0	81	51	13	1	0	1	0	34	3	1
0037 DU PAGE PCT 019	3	0	53	58	12	2	0	0	0	15	0	1
0038 DU PAGE PCT 020	4	0	62	26	13	0	0	0	0	16	2	1
0039 DU PAGE PCT 021	3	1	80	61	16	1	0	2	0	25	1	3
0040 DU PAGE PCT 022	0	1	111	63	14	1	1	3	1	33	0	0
0041 DU PAGE PCT 023	1	0	78	54	26	1	1	0	0	37	1	1
0042 DU PAGE PCT 024	1	0	63	53	8	0	0	0	1	30	1	3
0043 DU PAGE PCT 025	0	1	65	62	11	0	0	0	0	25	0	2
0044 DU PAGE PCT 026	1	1	55	47	17	0	0	0	0	24	2	1
0045 DU PAGE PCT 027	0	1	67	38	16	1	0	0	0	21	2	0
0046 DU PAGE PCT 028	1	0	55	32	10	1	0	2	0	21	3	2
0047 DU PAGE PCT 029	0	0	93	60	23	1	0	0	0	41	4	0
0048 DU PAGE PCT 030	2	0	30	41	19	3	0	0	0	13	1	0
0049 DU PAGE PCT 031	1	0	56	56	21	0	0	1	0	38	0	0

	VOTES	PERCENT		VOTES	PERCENT
PRESIDENT OF THE UNITED STATES - TOTAL					
Vote for not more than 1					
01 = Jeb Bush	450	.53	07 = Carly Fiorina	65	.08
02 = Chris Christie	154	.18	08 = Mike Huckabee	106	.12
03 = Donald J. Trump	39,269	46.10	09 = Rick Santorum	49	.06
04 = Ted Cruz	21,941	25.76	10 = John R. Kasich	15,211	17.86
05 = Marco Rubio	7,036	8.26	11 = Ben Carson	496	.58
06 = Rand Paul	231	.27	12 = WRITE-IN	182	.21

(CONTINUED FROM PREVIOUS PAGE)

	01	02	03	04	05	06	07	08	09	10	11	12
0050 DU PAGE PCT 032	3	0	136	76	26	0	0	0	0	37	1	2
0051 DU PAGE PCT 033	2	2	117	46	20	0	0	0	0	38	5	1
0052 DU PAGE PCT 034	2	4	119	68	31	2	0	0	0	72	1	0
0053 DU PAGE PCT 035	0	0	30	10	12	0	0	0	0	11	0	0
0054 DU PAGE PCT 036	3	1	144	85	21	1	0	0	1	23	2	0
0055 DU PAGE PCT 037	1	3	116	81	16	0	0	1	0	20	1	0
0056 FRANKFORT PCT 001	0	1	68	43	11	1	0	1	0	22	0	0
0057 FRANKFORT PCT 001	6	0	232	132	48	3	1	0	0	67	1	2
0058 FRANKFORT PCT 002	3	0	183	106	31	0	0	2	0	102	3	2
0059 FRANKFORT PCT 003	0	0	129	94	34	0	0	0	0	87	0	1
0060 FRANKFORT PCT 004	4	0	140	81	25	0	1	0	0	45	1	0
0061 FRANKFORT PCT 005	4	1	200	142	39	0	0	2	2	74	2	1
0062 FRANKFORT PCT 006	2	0	139	79	24	2	0	0	1	55	1	0
0063 FRANKFORT PCT 007	0	0	148	84	21	3	0	0	0	58	1	0
0064 FRANKFORT PCT 008	2	0	177	79	15	0	1	0	0	52	1	2
0065 FRANKFORT PCT 009	1	0	199	69	39	1	0	0	0	63	1	0
0066 FRANKFORT PCT 010	2	0	160	60	17	0	0	0	0	36	0	0
0067 FRANKFORT PCT 011	1	0	233	115	44	0	0	0	0	112	1	0
0068 FRANKFORT PCT 012	3	0	171	91	26	0	0	0	0	61	1	0
0069 FRANKFORT PCT 013	0	0	127	100	30	1	0	0	0	62	2	1
0070 FRANKFORT PCT 014	1	0	143	86	19	0	0	1	0	35	2	0
0071 FRANKFORT PCT 015	1	1	134	91	22	2	0	0	0	39	2	2
0072 FRANKFORT PCT 016	2	0	145	91	46	1	0	0	1	75	3	0
0073 FRANKFORT PCT 017	1	1	247	144	38	2	0	0	0	136	3	1
0074 FRANKFORT PCT 018	4	0	165	107	39	1	1	0	0	116	0	3
0075 FRANKFORT PCT 019	1	0	134	102	23	0	0	1	1	35	0	2
0076 FRANKFORT PCT 020	4	1	181	99	20	0	0	0	0	62	2	1
0077 FRANKFORT PCT 021	0	0	153	103	21	0	0	1	0	65	3	0
0078 FRANKFORT PCT 022	2	2	190	80	28	0	0	0	0	76	2	0
0079 FRANKFORT PCT 023	0	0	165	76	28	1	0	0	0	92	0	0
0080 FRANKFORT PCT 024	2	0	127	67	22	2	0	0	0	64	0	0
0081 FRANKFORT PCT 025	1	0	159	93	36	3	0	0	1	110	1	0
0082 FRANKFORT PCT 026	0	2	172	90	38	2	0	1	0	116	0	0
0083 FRANKFORT PCT 027	0	0	153	84	37	0	0	1	0	52	2	2
0084 FRANKFORT PCT 028	0	2	206	113	24	2	1	0	0	68	0	0
0085 GREEN GARDEN PCT 001	1	0	243	130	27	0	0	2	0	71	1	2
0086 GREEN GARDEN PCT 002	2	2	272	163	39	0	0	1	0	61	5	0
0087 HOMER PCT 001	1	1	196	101	20	1	1	0	0	31	1	0
0088 HOMER PCT 002	3	0	258	101	29	2	0	0	0	66	2	0
0089 HOMER PCT 003	2	3	163	80	19	1	0	0	0	62	2	1
0090 HOMER PCT 004	4	1	253	110	40	0	0	0	0	92	2	0
0091 HOMER PCT 005	3	2	188	88	30	2	0	0	1	75	3	0
0092 HOMER PCT 006	0	0	223	73	32	0	1	0	0	53	2	0
0093 HOMER PCT 007	1	1	216	87	25	0	0	0	0	67	0	0
0094 HOMER PCT 008	1	2	197	71	24	0	0	0	0	63	2	1
0095 HOMER PCT 009	0	1	156	75	18	1	0	0	0	62	3	1
0096 HOMER PCT 010	5	1	192	74	39	5	1	1	0	67	1	2
0097 HOMER PCT 011	2	1	199	83	31	1	0	0	0	43	2	0
0098 HOMER PCT 012	1	0	228	97	24	2	0	0	0	105	3	2
0099 HOMER PCT 013	1	0	198	76	23	0	0	0	0	45	1	0

	VOTES	PERCENT		VOTES	PERCENT
PRESIDENT OF THE UNITED STATES - TOTAL					
Vote for not more than 1					
01 = Jeb Bush	450	.53	07 = Carly Fiorina	65	.08
02 = Chris Christie	154	.18	08 = Mike Huckabee	106	.12
03 = Donald J. Trump	39,269	46.10	09 = Rick Santorum	49	.06
04 = Ted Cruz	21,941	25.76	10 = John R. Kasich	15,211	17.86
05 = Marco Rubio	7,036	8.26	11 = Ben Carson	496	.58
06 = Rand Paul	231	.27	12 = WRITE-IN	182	.21

(CONTINUED FROM PREVIOUS PAGE)

	01	02	03	04	05	06	07	08	09	10	11	12
0100 HOMER PCT 014	3	3	269	127	37	1	1	0	0	63	1	1
0101 HOMER PCT 015	2	1	207	81	28	1	1	0	0	65	0	1
0102 HOMER PCT 016	1	1	193	70	21	2	0	0	0	54	2	1
0103 HOMER PCT 017	0	0	307	110	25	1	0	0	0	93	3	0
0104 HOMER PCT 018	2	0	191	92	34	0	0	0	0	61	1	0
0105 JACKSON PCT 001	2	0	179	117	18	3	0	0	0	41	4	2
0106 JACKSON PCT 002	3	2	183	93	21	1	0	0	1	42	1	1
0107 JOLIET PCT 001	1	0	53	39	10	1	0	0	0	12	1	0
0108 JOLIET PCT 002	2	0	77	33	13	0	0	0	1	29	4	0
0109 JOLIET PCT 003	0	2	77	32	11	0	0	0	0	17	0	0
0110 JOLIET PCT 004	0	1	101	54	11	0	1	0	0	17	0	1
0111 JOLIET PCT 005	0	0	12	3	3	0	0	0	0	2	0	0
0112 JOLIET PCT 006	0	0	5	3	1	0	0	0	0	0	0	0
0113 JOLIET PCT 007	0	0	18	9	5	0	1	1	0	7	1	0
0114 JOLIET PCT 008	1	0	82	40	13	1	0	0	1	15	1	0
0115 JOLIET PCT 009	2	0	54	23	9	0	0	0	1	6	1	1
0116 JOLIET PCT 010	1	0	108	68	18	0	0	2	0	21	0	1
0117 JOLIET PCT 011	1	0	66	43	10	1	0	0	0	14	0	1
0118 JOLIET PCT 012	0	0	69	17	5	0	0	0	0	5	2	1
0119 JOLIET PCT 013	2	0	15	5	3	0	0	0	0	1	0	0
0120 JOLIET PCT 014	1	0	21	5	2	0	0	0	0	1	1	2
0121 JOLIET PCT 015	4	0	58	27	12	1	1	0	0	6	0	1
0122 JOLIET PCT 016	1	0	27	28	6	0	0	0	0	5	5	0
0123 JOLIET PCT 017	1	0	134	74	23	0	0	0	0	40	0	0
0124 JOLIET PCT 018	2	0	143	69	25	1	0	0	0	86	2	1
0125 JOLIET PCT 019	1	2	84	48	21	0	0	1	0	24	4	0
0126 JOLIET PCT 020	5	0	84	36	12	0	0	1	0	32	1	1
0127 JOLIET PCT 021	0	1	112	59	34	0	0	0	0	56	1	1
0128 JOLIET PCT 022	1	1	71	34	18	1	1	0	0	22	0	0
0129 JOLIET PCT 023	0	0	45	25	9	1	0	0	0	12	2	0
0130 JOLIET PCT 024	2	0	51	26	5	0	0	1	0	3	1	1
0131 JOLIET PCT 025	1	0	76	44	14	0	0	0	0	31	1	0
0132 JOLIET PCT 026	1	0	70	32	7	0	0	0	0	15	3	1
0133 JOLIET PCT 027	0	0	22	12	3	0	0	0	0	1	0	0
0134 JOLIET PCT 028	0	0	8	0	2	1	0	0	0	1	0	0
0135 JOLIET PCT 029	2	0	44	24	8	1	0	2	0	11	0	0
0136 JOLIET PCT 030	1	0	96	49	9	1	0	0	0	17	2	0
0137 JOLIET PCT 031	2	0	76	40	19	1	0	0	0	24	2	0
0138 JOLIET PCT 032	0	1	3	5	4	0	0	0	0	0	0	0
0139 JOLIET PCT 033	1	0	97	36	6	0	0	0	0	15	3	0
0140 JOLIET PCT 034	4	1	18	5	7	1	0	0	0	4	1	0
0141 JOLIET PCT 035	1	0	57	14	5	0	0	0	0	9	3	2
0142 JOLIET PCT 036	0	0	34	21	2	0	0	0	0	6	1	0
0143 JOLIET PCT 037	0	2	71	31	1	0	0	0	1	14	3	0
0144 LOCKPORT PCT 001	7	1	261	151	62	1	0	2	0	157	1	0
0145 LOCKPORT PCT 002	2	1	111	71	20	1	0	0	0	33	5	2
0146 LOCKPORT PCT 003	1	0	85	50	11	1	1	0	0	15	1	1
0147 LOCKPORT PCT 004	0	2	101	35	12	1	1	0	1	10	1	0
0148 LOCKPORT PCT 005	2	0	200	54	20	0	1	1	0	28	1	0
0149 LOCKPORT PCT 006	0	0	92	42	8	0	0	2	0	31	2	1

	VOTES	PERCENT		VOTES	PERCENT
PRESIDENT OF THE UNITED STATES - TOTAL					
Vote for not more than 1					
01 = Jeb Bush	450	.53	07 = Carly Fiorina	65	.08
02 = Chris Christie	154	.18	08 = Mike Huckabee	106	.12
03 = Donald J. Trump	39,269	46.10	09 = Rick Santorum	49	.06
04 = Ted Cruz	21,941	25.76	10 = John R. Kasich	15,211	17.86
05 = Marco Rubio	7,036	8.26	11 = Ben Carson	496	.58
06 = Rand Paul	231	.27	12 = WRITE-IN	182	.21

(CONTINUED FROM PREVIOUS PAGE)

	01	02	03	04	05	06	07	08	09	10	11	12
0150 LOCKPORT PCT 007	4	0	83	46	25	1	0	0	1	17	0	0
0151 LOCKPORT PCT 008	1	0	61	27	5	1	1	0	0	12	1	1
0152 LOCKPORT PCT 009	2	1	187	97	34	3	1	0	0	127	4	0
0153 LOCKPORT PCT 010	0	0	157	58	23	1	0	0	0	47	0	0
0154 LOCKPORT PCT 011	1	0	146	79	18	0	0	1	0	44	2	0
0155 LOCKPORT PCT 012	0	1	159	64	19	2	0	0	0	33	0	1
0156 LOCKPORT PCT 013	2	2	270	158	49	0	0	0	0	132	4	0
0157 LOCKPORT PCT 014	1	3	100	58	19	0	0	0	0	33	4	1
0158 LOCKPORT PCT 015	0	1	74	36	12	0	0	0	1	13	0	0
0159 LOCKPORT PCT 016	3	0	142	74	26	3	3	1	1	48	3	0
0160 LOCKPORT PCT 017	3	0	154	100	31	1	0	0	0	71	1	0
0161 LOCKPORT PCT 018	1	0	169	80	23	1	1	0	0	48	0	0
0162 LOCKPORT PCT 019	0	1	149	70	22	0	0	1	0	46	4	0
0163 LOCKPORT PCT 020	0	0	129	59	22	3	0	0	0	37	0	0
0164 LOCKPORT PCT 021	4	0	81	50	13	0	0	0	0	36	0	3
0165 LOCKPORT PCT 022	1	0	101	46	6	0	0	0	0	17	2	0
0166 LOCKPORT PCT 023	2	1	102	26	12	1	0	1	0	14	1	0
0167 LOCKPORT PCT 024	1	1	14	5	3	0	0	0	0	2	2	0
0168 MANHATTAN PCT 001	3	0	144	75	23	3	0	0	0	45	2	2
0169 MANHATTAN PCT 002	4	0	176	99	28	0	0	1	0	58	2	0
0170 MANHATTAN PCT 003	1	3	257	105	15	1	1	0	0	79	3	0
0171 MANHATTAN PCT 004	2	0	178	79	21	2	0	0	0	34	4	0
0172 MONEE PCT 001	1	0	64	25	12	2	0	0	0	15	0	0
0173 MONEE PCT 002	1	1	25	10	8	1	0	0	1	13	1	0
0174 MONEE PCT 003	0	0	145	64	12	1	1	1	0	29	1	2
0175 MONEE PCT 004	3	0	135	73	29	0	0	1	0	34	4	0
0176 MONEE PCT 005	0	0	0	4	0	0	0	0	0	0	0	0
0177 MONEE PCT 006	0	0	11	3	0	0	0	0	0	0	0	0
0178 MONEE PCT 007	0	0	6	2	3	0	0	0	0	0	1	1
0179 MONEE PCT 008	0	0	150	65	12	0	0	2	0	28	2	0
0180 NEW LENOX PCT 001	2	0	118	45	28	0	0	0	0	34	1	0
0181 NEW LENOX PCT 002	0	0	191	71	28	1	0	0	0	60	1	0
0182 NEW LENOX PCT 003	1	0	169	77	22	1	0	1	0	46	1	1
0183 NEW LENOX PCT 004	3	0	139	63	26	0	0	1	0	43	2	1
0184 NEW LENOX PCT 005	0	2	165	83	27	0	2	0	0	65	3	4
0185 NEW LENOX PCT 006	2	0	169	93	32	5	0	0	0	81	3	0
0186 NEW LENOX PCT 007	5	1	317	110	37	0	0	0	0	73	1	1
0187 NEW LENOX PCT 008	1	1	217	106	36	0	0	0	0	79	1	0
0188 NEW LENOX PCT 009	2	2	185	112	19	2	1	0	1	65	2	0
0189 NEW LENOX PCT 010	3	2	166	91	44	0	0	1	1	79	4	2
0190 NEW LENOX PCT 011	0	0	144	114	22	1	1	2	0	67	2	0
0191 NEW LENOX PCT 012	2	0	154	86	28	3	0	1	0	37	5	2
0192 NEW LENOX PCT 013	1	0	148	96	38	2	0	1	0	60	2	0
0193 NEW LENOX PCT 014	0	0	216	110	46	2	1	0	1	67	0	0
0194 NEW LENOX PCT 015	0	0	197	86	34	1	0	0	1	46	0	0
0195 NEW LENOX PCT 016	0	0	165	99	22	0	1	0	0	45	1	0
0196 NEW LENOX PCT 017	4	0	162	106	31	1	0	0	0	64	2	1
0197 NEW LENOX PCT 018	0	1	157	64	26	1	0	0	0	42	3	1
0198 NEW LENOX PCT 019	3	0	189	88	33	0	0	0	0	62	2	0
0199 NEW LENOX PCT 020	5	1	268	123	28	0	1	0	0	73	0	1

	VOTES	PERCENT		VOTES	PERCENT
PRESIDENT OF THE UNITED STATES - TOTAL					
Vote for not more than 1					
01 = Jeb Bush	450	.53	07 = Carly Fiorina	65	.08
02 = Chris Christie	154	.18	08 = Mike Huckabee	106	.12
03 = Donald J. Trump	39,269	46.10	09 = Rick Santorum	49	.06
04 = Ted Cruz	21,941	25.76	10 = John R. Kasich	15,211	17.86
05 = Marco Rubio	7,036	8.26	11 = Ben Carson	496	.58
06 = Rand Paul	231	.27	12 = WRITE-IN	182	.21

(CONTINUED FROM PREVIOUS PAGE)

	01	02	03	04	05	06	07	08	09	10	11	12
0200 PEOTONE PCT 001	4	1	231	179	45	2	1	1	2	75	7	1
0201 PEOTONE PCT 002	6	1	247	141	37	1	0	2	0	70	4	0
0202 PLAINFIELD PCT 001	2	1	166	92	28	2	3	0	0	49	4	1
0203 PLAINFIELD PCT 002	6	1	142	74	31	2	0	0	1	65	0	0
0204 PLAINFIELD PCT 003	0	2	154	113	32	0	0	0	0	50	2	2
0205 PLAINFIELD PCT 004	0	1	44	35	5	0	0	0	0	21	0	0
0206 PLAINFIELD PCT 005	2	0	103	67	19	0	0	0	0	31	2	0
0207 PLAINFIELD PCT 006	3	1	83	65	19	2	0	0	0	43	2	0
0208 PLAINFIELD PCT 007	0	0	64	51	21	0	0	0	0	25	2	0
0209 PLAINFIELD PCT 008	0	0	134	69	42	1	0	0	1	71	3	0
0210 PLAINFIELD PCT 009	0	0	153	123	38	0	0	0	0	83	1	0
0211 PLAINFIELD PCT 010	2	0	160	84	30	1	0	0	0	69	5	0
0212 PLAINFIELD PCT 011	2	0	28	35	5	0	0	0	0	18	1	1
0213 PLAINFIELD PCT 012	1	0	71	62	20	0	0	0	0	18	1	0
0214 PLAINFIELD PCT 013	4	0	211	102	44	2	1	0	0	83	2	0
0215 PLAINFIELD PCT 014	3	0	146	75	31	1	0	3	0	88	0	0
0216 PLAINFIELD PCT 015	3	1	182	91	26	1	0	1	0	73	1	1
0217 PLAINFIELD PCT 016	2	0	150	94	26	2	0	0	0	53	2	1
0218 PLAINFIELD PCT 017	0	1	126	60	23	0	0	0	0	17	0	1
0219 PLAINFIELD PCT 018	1	0	127	46	28	0	0	1	0	28	1	0
0220 PLAINFIELD PCT 019	0	0	110	47	16	1	0	2	0	24	3	1
0221 PLAINFIELD PCT 020	1	2	180	82	39	2	0	0	0	42	0	2
0222 PLAINFIELD PCT 021	1	0	110	65	18	1	0	1	0	36	4	0
0223 PLAINFIELD PCT 022	0	1	230	112	29	0	1	0	0	78	4	2
0224 PLAINFIELD PCT 023	1	0	128	57	18	0	0	0	0	27	6	1
0225 PLAINFIELD PCT 024	0	0	149	71	18	1	0	0	1	48	1	0
0226 PLAINFIELD PCT 025	3	1	109	71	20	0	0	0	0	21	2	1
0227 PLAINFIELD PCT 026	0	0	66	35	17	0	0	0	0	10	4	2
0228 PLAINFIELD PCT 027	2	0	82	71	23	0	0	0	1	29	0	1
0229 PLAINFIELD PCT 028	1	0	104	63	28	1	0	0	0	44	1	0
0230 PLAINFIELD PCT 029	0	1	127	74	11	0	0	0	0	42	1	1
0231 PLAINFIELD PCT 030	1	0	122	88	39	1	0	0	0	32	4	1
0232 PLAINFIELD PCT 031	1	3	130	71	14	1	0	0	1	50	0	2
0233 PLAINFIELD PCT 032	0	0	108	38	15	0	0	0	0	25	3	2
0234 PLAINFIELD PCT 033	2	0	116	90	17	1	0	0	0	40	2	0
0235 PLAINFIELD PCT 034	0	0	111	54	8	5	0	0	1	18	2	0
0236 PLAINFIELD PCT 035	3	1	99	69	20	0	0	0	0	29	2	1
0237 REED PCT 001	2	0	162	82	15	0	0	1	0	29	3	0
0238 REED PCT 002	0	1	188	78	13	0	0	0	0	33	3	1
0239 REED PCT 003	0	1	145	73	24	0	0	0	0	37	0	0
0240 TROY PCT 001	3	1	153	59	23	1	0	1	1	24	1	0
0241 TROY PCT 002	0	0	98	48	17	0	0	0	1	24	1	0
0242 TROY PCT 003	3	0	159	86	9	1	0	1	0	54	0	0
0243 TROY PCT 004	1	0	139	68	20	1	1	0	0	26	2	0
0244 TROY PCT 005	1	0	117	73	11	0	1	0	0	44	4	1
0245 TROY PCT 006	2	1	68	36	7	1	1	0	0	20	1	0
0246 TROY PCT 007	2	0	145	91	38	1	0	3	0	44	4	1
0247 TROY PCT 008	3	1	237	101	27	0	0	1	1	63	3	1
0248 TROY PCT 009	4	0	118	102	27	0	0	1	0	39	0	2
0249 TROY PCT 010	2	0	157	84	33	0	0	0	0	61	2	0

	VOTES	PERCENT		VOTES	PERCENT
PRESIDENT OF THE UNITED STATES - TOTAL					
Vote for not more than 1					
01 = Jeb Bush	450	.53	07 = Carly Fiorina	65	.08
02 = Chris Christie	154	.18	08 = Mike Huckabee	106	.12
03 = Donald J. Trump	39,269	46.10	09 = Rick Santorum	49	.06
04 = Ted Cruz	21,941	25.76	10 = John R. Kasich	15,211	17.86
05 = Marco Rubio	7,036	8.26	11 = Ben Carson	496	.58
06 = Rand Paul	231	.27	12 = WRITE-IN	182	.21

(CONTINUED FROM PREVIOUS PAGE)

	01	02	03	04	05	06	07	08	09	10	11	12
0250 TROY PCT 011	7	1	226	97	40	1	0	3	0	117	2	0
0251 TROY PCT 012	2	0	129	74	19	2	0	1	1	43	3	0
0252 TROY PCT 013	2	4	239	126	69	0	2	1	0	105	3	0
0253 TROY PCT 014	0	0	146	80	39	0	0	0	0	102	2	1
0254 TROY PCT 015	2	3	160	97	24	0	1	0	0	58	4	0
0255 TROY PCT 016	0	0	112	63	30	1	0	1	0	48	2	2
0256 TROY PCT 017	2	1	163	85	34	4	0	1	1	75	5	2
0257 TROY PCT 018	1	1	80	56	16	0	0	0	0	19	3	1
0258 TROY PCT 019	1	0	73	36	18	0	0	0	0	14	2	3
0259 TROY PCT 020	0	0	171	93	31	0	0	1	1	63	4	1
0260 TROY PCT 021	0	1	146	90	27	2	1	0	1	64	1	0
0261 TROY PCT 022	0	0	91	64	11	0	0	0	0	37	0	1
0262 WASHINGTON PCT 001	4	1	179	81	38	2	0	0	2	52	3	0
0263 WASHINGTON PCT 002	2	0	208	128	28	1	0	2	0	51	3	1
0264 WASHINGTON PCT 003	3	0	176	103	20	1	0	0	0	62	3	0
0265 WESLEY PCT 001	2	1	191	68	19	0	0	0	0	35	2	0
0266 WHEATLAND PCT 001	8	2	499	417	162	4	0	4	0	254	5	0
0267 WHEATLAND PCT 002	4	1	173	108	43	0	1	0	1	168	3	1
0268 WHEATLAND PCT 003	3	0	173	94	29	2	0	0	0	98	0	1
0269 WHEATLAND PCT 004	0	1	114	43	17	1	1	0	1	64	1	0
0270 WHEATLAND PCT 005	0	0	162	85	50	0	2	1	0	115	1	0
0271 WHEATLAND PCT 006	2	1	131	83	40	0	0	0	0	90	2	0
0272 WHEATLAND PCT 007	0	0	94	106	42	0	0	0	0	121	0	2
0273 WHEATLAND PCT 008	2	0	102	103	41	0	0	1	0	124	1	0
0274 WHEATLAND PCT 009	1	1	134	93	52	1	1	0	0	122	2	0
0275 WHEATLAND PCT 010	0	0	121	83	27	2	0	0	0	114	0	0
0276 WHEATLAND PCT 011	1	0	114	96	29	1	0	0	0	82	0	2
0277 WHEATLAND PCT 012	0	1	102	63	35	0	0	0	0	97	1	1
0278 WHEATLAND PCT 013	1	1	120	84	23	0	0	0	0	75	1	0
0279 WHEATLAND PCT 014	2	0	94	108	37	0	0	0	0	164	1	0
0280 WHEATLAND PCT 015	1	0	103	69	19	0	0	0	0	76	0	0
0281 WHEATLAND PCT 016	2	1	140	98	42	4	0	1	0	107	2	2
0282 WHEATLAND PCT 017	1	0	125	76	44	0	0	0	0	131	0	1
0283 WHEATLAND PCT 018	1	0	130	97	40	0	0	0	0	133	1	1
0284 WHEATLAND PCT 019	0	0	70	67	14	1	0	1	0	54	0	1
0285 WHEATLAND PCT 020	1	0	133	86	39	1	0	0	0	98	0	0
0286 WHEATLAND PCT 021	0	0	112	81	41	0	0	0	0	65	0	0
0287 WHEATLAND PCT 022	0	0	71	62	19	0	0	1	1	43	0	1
0288 WHEATLAND PCT 023	3	1	108	73	19	0	1	0	0	70	2	2
0289 WHEATLAND PCT 024	0	0	126	72	27	0	0	0	0	83	2	1
0290 WHEATLAND PCT 025	5	0	152	104	31	0	0	1	0	70	4	0
0291 WHEATLAND PCT 026	2	0	229	131	53	3	1	0	0	152	4	0
0292 WHEATLAND PCT 027	0	1	96	54	22	0	0	0	0	51	0	0
0293 WHEATLAND PCT 028	2	0	179	120	44	1	1	0	0	103	3	0
0294 WHEATLAND PCT 029	4	3	194	114	44	1	1	0	0	74	3	1
0295 WHEATLAND PCT 030	2	0	180	109	41	1	1	1	0	87	3	2
0296 WILL PCT 001	3	0	213	124	27	1	0	1	0	47	3	2
0297 WILMINGTON PCT 001	3	0	122	66	7	0	0	0	0	37	2	2
0298 WILMINGTON PCT 002	1	2	185	63	6	0	0	2	0	26	1	0
0299 WILMINGTON PCT 003	1	1	169	70	19	1	0	1	1	29	1	0

	VOTES		PERCENT		VOTES		PERCENT					
PRESIDENT OF THE UNITED STATES - TOTAL												
Vote for not more than 1												
01 = Jeb Bush	450	.53	07 = Carly Fiorina	65	.08							
02 = Chris Christie	154	.18	08 = Mike Huckabee	106	.12							
03 = Donald J. Trump	39,269	46.10	09 = Rick Santorum	49	.06							
04 = Ted Cruz	21,941	25.76	10 = John R. Kasich	15,211	17.86							
05 = Marco Rubio	7,036	8.26	11 = Ben Carson	496	.58							
06 = Rand Paul	231	.27	12 = WRITE-IN	182	.21							
(CONTINUED FROM PREVIOUS PAGE)	01	02	03	04	05	06	07	08	09	10	11	12
0300 WILTON PCT 001	1	0	109	65	17	1	0	1	0	31	4	0

City of Aurora results have been added to WHEATLAND PCT 001

For City of Aurora's precinct breakdown – refer to that section of this book

PRESIDENT OF THE UNITED STATES
 1ST CONGRESSIONAL DISTRICT

Vote for not more than 1

01 = Jeb Bush	86	.49	07 = Carly Fiorina	8	.05
02 = Chris Christie	21	.12	08 = Mike Huckabee	15	.09
03 = Donald J. Trump	8,391	47.71	09 = Rick Santorum	9	.05
04 = Ted Cruz	4,482	25.48	10 = John R. Kasich	3,056	17.38
05 = Marco Rubio	1,370	7.79	11 = Ben Carson	72	.41
06 = Rand Paul	44	.25	12 = WRITE-IN	33	.19

VOTES PERCENT

VOTES PERCENT

	01	02	03	04	05	06	07	08	09	10	11	12
0057 FRANKFORT PCT 001	6	0	232	132	48	3	1	0	0	67	1	2
0058 FRANKFORT PCT 002	3	0	183	106	31	0	0	2	0	102	3	2
0059 FRANKFORT PCT 003	0	0	129	94	34	0	0	0	0	87	0	1
0060 FRANKFORT PCT 004	4	0	140	81	25	0	1	0	0	45	1	0
0061 FRANKFORT PCT 005	4	1	200	142	39	0	0	2	2	74	2	1
0062 FRANKFORT PCT 006	2	0	139	79	24	2	0	0	1	55	1	0
0063 FRANKFORT PCT 007	0	0	148	84	21	3	0	0	0	58	1	0
0064 FRANKFORT PCT 008	2	0	177	79	15	0	1	0	0	52	1	2
0065 FRANKFORT PCT 009	1	0	199	69	39	1	0	0	0	63	1	0
0066 FRANKFORT PCT 010	2	0	160	60	17	0	0	0	0	36	0	0
0067 FRANKFORT PCT 011	1	0	233	115	44	0	0	0	0	112	1	0
0068 FRANKFORT PCT 012	3	0	171	91	26	0	0	0	0	61	1	0
0069 FRANKFORT PCT 013	0	0	127	100	30	1	0	0	0	62	2	1
0070 FRANKFORT PCT 014	1	0	143	86	19	0	0	1	0	35	2	0
0071 FRANKFORT PCT 015	1	1	134	91	22	2	0	0	0	39	2	2
0072 FRANKFORT PCT 016	2	0	145	91	46	1	0	0	1	75	3	0
0073 FRANKFORT PCT 017	1	1	247	144	38	2	0	0	0	136	3	1
0074 FRANKFORT PCT 018	4	0	165	107	39	1	1	0	0	116	0	3
0075 FRANKFORT PCT 019	1	0	134	102	23	0	0	1	1	35	0	2
0076 FRANKFORT PCT 020	4	1	181	99	20	0	0	0	0	62	2	1
0077 FRANKFORT PCT 021	0	0	153	103	21	0	0	1	0	65	3	0
0078 FRANKFORT PCT 022	2	2	190	80	28	0	0	0	0	76	2	0
0079 FRANKFORT PCT 023	0	0	165	76	28	1	0	0	0	92	0	0
0080 FRANKFORT PCT 024	2	0	127	67	22	2	0	0	0	64	0	0
0081 FRANKFORT PCT 025	1	0	159	93	36	3	0	0	1	110	1	0
0082 FRANKFORT PCT 026	0	2	172	90	38	2	0	1	0	116	0	0
0083 FRANKFORT PCT 027	0	0	153	84	37	0	0	1	0	52	2	2
0084 FRANKFORT PCT 028	0	2	206	113	24	2	1	0	0	68	0	0
0085 GREEN GARDEN PCT 001	1	0	243	130	27	0	0	2	0	71	1	2
0086 GREEN GARDEN PCT 002	2	2	272	163	39	0	0	1	0	61	5	0
0105 JACKSON PCT 001	2	0	132	79	13	1	0	0	0	24	2	2
0106 JACKSON PCT 002	3	2	183	93	21	1	0	0	1	42	1	1
0168 MANHATTAN PCT 001	3	0	144	75	23	3	0	0	0	45	2	2
0169 MANHATTAN PCT 002	4	0	176	99	28	0	0	1	0	58	2	0
0170 MANHATTAN PCT 003	1	3	257	105	15	1	1	0	0	79	3	0
0171 MANHATTAN PCT 004	2	0	178	79	21	2	0	0	0	34	4	0
0181 NEW LENOX PCT 002	0	0	70	30	12	0	0	0	0	26	1	0
0186 NEW LENOX PCT 007	5	1	317	110	37	0	0	0	0	73	1	1
0187 NEW LENOX PCT 008	1	1	217	106	36	0	0	0	0	79	1	0
0191 NEW LENOX PCT 012	2	0	154	86	28	3	0	1	0	37	5	2
0192 NEW LENOX PCT 013	1	0	148	96	38	2	0	1	0	60	2	0
0193 NEW LENOX PCT 014	0	0	216	110	46	2	1	0	1	67	0	0
0194 NEW LENOX PCT 015	0	0	197	86	34	1	0	0	1	46	0	0
0196 NEW LENOX PCT 017	4	0	162	106	31	1	0	0	0	64	2	1
0197 NEW LENOX PCT 018	0	1	156	60	26	1	0	0	0	40	3	1
0198 NEW LENOX PCT 019	3	0	189	88	33	0	0	0	0	62	2	0
0199 NEW LENOX PCT 020	5	1	268	123	28	0	1	0	0	73	0	1

PRESIDENT OF THE UNITED STATES
2ND CONGRESSIONAL DISTRICT

Vote for not more than 1

	VOTES	PERCENT		VOTES	PERCENT
01 = Jeb Bush	44	.68	07 = Carly Fiorina	5	.08
02 = Chris Christie	10	.15	08 = Mike Huckabee	14	.22
03 = Donald J. Trump	3,078	47.66	09 = Rick Santorum	7	.11
04 = Ted Cruz	1,858	28.77	10 = John R. Kasich	888	13.75
05 = Marco Rubio	468	7.25	11 = Ben Carson	50	.77
06 = Rand Paul	23	.36	12 = WRITE-IN	13	.20

	01	02	03	04	05	06	07	08	09	10	11	12
0006 CRETE PCT 001	0	0	73	51	13	2	0	0	0	18	1	0
0007 CRETE PCT 002	2	0	59	51	9	0	0	0	0	11	1	0
0008 CRETE PCT 003	2	0	102	52	8	0	1	0	0	15	0	0
0009 CRETE PCT 004	0	0	92	74	18	1	1	0	0	28	0	0
0010 CRETE PCT 005	0	0	61	40	13	0	0	1	0	36	3	0
0011 CRETE PCT 006	3	1	113	91	21	0	0	0	0	51	1	1
0012 CRETE PCT 007	0	0	90	45	11	0	0	0	0	31	2	0
0013 CRETE PCT 008	2	1	99	73	16	0	0	2	1	35	1	1
0014 CRETE PCT 009	2	0	112	87	18	1	0	0	1	46	2	1
0015 CRETE PCT 010	1	1	126	51	11	2	0	0	0	15	0	1
0016 CRETE PCT 011	2	3	126	110	22	1	1	0	0	40	1	0
0017 CRETE PCT 012	2	0	126	66	20	3	0	0	0	55	2	2
0172 MONEE PCT 001	1	0	64	25	12	2	0	0	0	15	0	0
0173 MONEE PCT 002	1	1	25	10	8	1	0	0	1	13	1	0
0174 MONEE PCT 003	0	0	145	64	12	1	1	1	0	29	1	2
0175 MONEE PCT 004	3	0	135	73	29	0	0	1	0	34	4	0
0176 MONEE PCT 005	0	0	0	4	0	0	0	0	0	0	0	0
0177 MONEE PCT 006	0	0	11	3	0	0	0	0	0	0	0	0
0178 MONEE PCT 007	0	0	6	2	3	0	0	0	0	0	1	1
0179 MONEE PCT 008	0	0	150	65	12	0	0	2	0	28	2	0
0200 PEOTONE PCT 001	4	1	231	179	45	2	1	1	2	75	7	1
0201 PEOTONE PCT 002	6	1	247	141	37	1	0	2	0	70	4	0
0262 WASHINGTON PCT 001	4	1	179	81	38	2	0	0	2	52	3	0
0263 WASHINGTON PCT 002	2	0	208	128	28	1	0	2	0	51	3	1
0264 WASHINGTON PCT 003	3	0	176	103	20	1	0	0	0	62	3	0
0296 WILL PCT 001	3	0	213	124	27	1	0	1	0	47	3	2
0300 WILTON PCT 001	1	0	109	65	17	1	0	1	0	31	4	0

	VOTES	PERCENT		VOTES	PERCENT
PRESIDENT OF THE UNITED STATES					
3RD CONGRESSIONAL DISTRICT					
Vote for not more than 1					
01 = Jeb Bush	61	.51	07 = Carly Fiorina	12	.10
02 = Chris Christie	33	.27	08 = Mike Huckabee	7	.06
03 = Donald J. Trump	6,352	52.64	09 = Rick Santorum	6	.05
04 = Ted Cruz	2,797	23.18	10 = John R. Kasich	1,818	15.07
05 = Marco Rubio	865	7.17	11 = Ben Carson	64	.53
06 = Rand Paul	34	.28	12 = WRITE-IN	18	.15

	01	02	03	04	05	06	07	08	09	10	11	12
0050 DU PAGE PCT 032	1	0	47	23	9	0	0	0	0	19	0	1
0051 DU PAGE PCT 033	0	1	30	5	4	0	0	0	0	15	2	0
0053 DU PAGE PCT 035	0	0	30	10	12	0	0	0	0	11	0	0
0054 DU PAGE PCT 036	3	1	144	84	21	1	0	0	1	23	2	0
0055 DU PAGE PCT 037	1	3	116	81	16	0	0	1	0	20	1	0
0087 HOMER PCT 001	1	1	196	101	20	1	1	0	0	31	1	0
0088 HOMER PCT 002	3	0	258	101	29	2	0	0	0	66	2	0
0089 HOMER PCT 003	2	3	163	80	19	1	0	0	0	62	2	1
0090 HOMER PCT 004	4	1	253	110	40	0	0	0	0	92	2	0
0091 HOMER PCT 005	3	2	188	88	30	2	0	0	1	75	3	0
0092 HOMER PCT 006	0	0	223	73	32	0	1	0	0	53	2	0
0093 HOMER PCT 007	1	1	216	87	25	0	0	0	0	67	0	0
0094 HOMER PCT 008	1	2	197	71	24	0	0	0	0	63	2	1
0095 HOMER PCT 009	0	1	156	75	18	1	0	0	0	62	3	1
0096 HOMER PCT 010	5	1	192	74	39	5	1	1	0	67	1	2
0097 HOMER PCT 011	2	1	199	83	31	1	0	0	0	43	2	0
0098 HOMER PCT 012	1	0	228	97	24	2	0	0	0	105	3	2
0099 HOMER PCT 013	1	0	198	76	23	0	0	0	0	45	1	0
0100 HOMER PCT 014	3	3	269	127	37	1	1	0	0	63	1	1
0101 HOMER PCT 015	2	1	207	81	28	1	1	0	0	65	0	1
0102 HOMER PCT 016	1	1	193	70	21	2	0	0	0	54	2	1
0103 HOMER PCT 017	0	0	307	110	25	1	0	0	0	93	3	0
0104 HOMER PCT 018	2	0	191	92	34	0	0	0	0	61	1	0
0107 JOLIET PCT 001	1	0	52	36	9	1	0	0	0	12	1	0
0108 JOLIET PCT 002	2	0	77	31	13	0	0	0	1	29	4	0
0109 JOLIET PCT 003	0	2	77	32	11	0	0	0	0	17	0	0
0145 LOCKPORT PCT 002	2	1	111	71	20	1	0	0	0	33	5	2
0146 LOCKPORT PCT 003	1	0	85	50	11	1	1	0	0	15	1	1
0147 LOCKPORT PCT 004	0	2	101	35	12	1	1	0	1	10	1	0
0148 LOCKPORT PCT 005	2	0	200	54	20	0	1	1	0	28	1	0
0153 LOCKPORT PCT 010	0	0	157	58	23	1	0	0	0	47	0	0
0154 LOCKPORT PCT 011	1	0	146	79	18	0	0	1	0	44	2	0
0155 LOCKPORT PCT 012	0	1	159	64	19	2	0	0	0	33	0	1
0158 LOCKPORT PCT 015	0	1	74	36	12	0	0	0	1	13	0	0
0159 LOCKPORT PCT 016	3	0	142	74	26	3	3	1	1	48	3	0
0160 LOCKPORT PCT 017	3	0	154	100	31	1	0	0	0	71	1	0
0161 LOCKPORT PCT 018	1	0	169	80	23	1	1	0	0	48	0	0
0162 LOCKPORT PCT 019	0	1	149	70	22	0	0	1	0	46	4	0
0163 LOCKPORT PCT 020	0	0	0	1	0	0	0	0	0	0	0	0
0164 LOCKPORT PCT 021	4	0	81	50	13	0	0	0	0	36	0	3
0165 LOCKPORT PCT 022	1	0	101	46	6	0	0	0	0	17	2	0
0166 LOCKPORT PCT 023	2	1	102	26	12	1	0	1	0	14	1	0
0167 LOCKPORT PCT 024	1	1	14	5	3	0	0	0	0	2	2	0

PRESIDENT OF THE UNITED STATES
11TH CONGRESSIONAL DISTRICT

Vote for not more than 1

VOTES PERCENT

VOTES PERCENT

01 = Jeb Bush	179	.59	07 = Carly Fiorina	25	.08
02 = Chris Christie	59	.20	08 = Mike Huckabee	54	.18
03 = Donald J. Trump	13,513	44.83	09 = Rick Santorum	20	.07
04 = Ted Cruz	7,952	26.38	10 = John R. Kasich	5,345	17.73
05 = Marco Rubio	2,602	8.63	11 = Ben Carson	215	.71
06 = Rand Paul	93	.31	12 = WRITE-IN	87	.29

	01	02	03	04	05	06	07	08	09	10	11	12
0019 DU PAGE PCT 001	2	0	131	98	43	0	0	0	0	99	1	1
0020 DU PAGE PCT 002	3	0	113	85	34	0	0	0	0	167	1	1
0021 DU PAGE PCT 003	1	0	117	90	49	0	0	1	0	161	1	3
0022 DU PAGE PCT 004	0	1	68	62	37	1	0	0	0	66	2	0
0023 DU PAGE PCT 005	1	1	80	65	21	0	0	0	0	44	0	0
0024 DU PAGE PCT 006	0	0	92	64	15	1	0	0	0	53	1	1
0025 DU PAGE PCT 007	0	0	106	107	41	1	0	0	0	140	1	0
0026 DU PAGE PCT 008	0	1	56	66	19	0	0	1	0	25	1	1
0027 DU PAGE PCT 009	1	0	70	63	15	0	0	1	0	38	1	0
0028 DU PAGE PCT 010	0	0	56	57	22	1	0	0	1	39	0	0
0029 DU PAGE PCT 011	0	0	46	63	14	0	0	0	0	36	0	0
0030 DU PAGE PCT 012	1	0	65	76	15	1	2	1	0	34	2	1
0031 DU PAGE PCT 013	0	0	65	44	11	1	0	0	0	18	1	0
0032 DU PAGE PCT 014	4	0	71	54	28	1	1	0	0	39	1	1
0033 DU PAGE PCT 015	0	0	67	55	9	0	0	0	0	37	2	0
0034 DU PAGE PCT 016	1	0	81	54	17	3	1	1	0	35	5	0
0035 DU PAGE PCT 017	0	0	66	49	13	1	0	0	0	44	1	0
0036 DU PAGE PCT 018	1	0	81	51	13	1	0	1	0	34	3	1
0037 DU PAGE PCT 019	3	0	53	58	12	2	0	0	0	15	0	1
0038 DU PAGE PCT 020	4	0	62	26	13	0	0	0	0	16	2	1
0039 DU PAGE PCT 021	3	1	80	61	16	1	0	2	0	25	1	3
0040 DU PAGE PCT 022	0	1	111	63	14	1	1	3	1	33	0	0
0041 DU PAGE PCT 023	1	0	78	54	26	1	1	0	0	37	1	1
0042 DU PAGE PCT 024	1	0	63	53	8	0	0	0	1	30	1	3
0043 DU PAGE PCT 025	0	1	65	62	11	0	0	0	0	25	0	2
0044 DU PAGE PCT 026	1	1	55	47	17	0	0	0	0	24	2	1
0045 DU PAGE PCT 027	0	1	67	38	16	1	0	0	0	21	2	0
0046 DU PAGE PCT 028	1	0	55	32	10	1	0	2	0	21	3	2
0047 DU PAGE PCT 029	0	0	93	60	23	1	0	0	0	41	4	0
0048 DU PAGE PCT 030	2	0	30	41	19	3	0	0	0	13	1	0
0049 DU PAGE PCT 031	1	0	56	56	21	0	0	1	0	38	0	0
0050 DU PAGE PCT 032	2	0	89	53	17	0	0	0	0	18	1	1
0051 DU PAGE PCT 033	2	1	87	41	16	0	0	0	0	23	3	1
0052 DU PAGE PCT 034	2	4	119	68	31	2	0	0	0	72	1	0
0054 DU PAGE PCT 036	0	0	0	1	0	0	0	0	0	0	0	0
0105 JACKSON PCT 001	0	0	47	38	5	2	0	0	0	17	2	0
0107 JOLIET PCT 001	0	0	1	3	1	0	0	0	0	0	0	0
0108 JOLIET PCT 002	0	0	0	2	0	0	0	0	0	0	0	0
0110 JOLIET PCT 004	0	1	101	54	11	0	1	0	0	17	0	1
0111 JOLIET PCT 005	0	0	12	3	3	0	0	0	0	2	0	0
0112 JOLIET PCT 006	0	0	5	3	1	0	0	0	0	0	0	0
0113 JOLIET PCT 007	0	0	18	9	5	0	1	1	0	7	1	0
0114 JOLIET PCT 008	1	0	82	40	13	1	0	0	1	15	1	0
0115 JOLIET PCT 009	2	0	54	23	9	0	0	0	1	6	1	1
0116 JOLIET PCT 010	1	0	108	68	18	0	0	2	0	21	0	1
0117 JOLIET PCT 011	1	0	66	43	10	1	0	0	0	14	0	1
0118 JOLIET PCT 012	0	0	69	17	5	0	0	0	0	5	2	1
0119 JOLIET PCT 013	2	0	15	5	3	0	0	0	0	1	0	0
0120 JOLIET PCT 014	1	0	21	5	2	0	0	0	0	1	1	2

	VOTES	PERCENT		VOTES	PERCENT
PRESIDENT OF THE UNITED STATES					
11TH CONGRESSIONAL DISTRICT					
Vote for not more than 1					
01 = Jeb Bush	179	.59	07 = Carly Fiorina	25	.08
02 = Chris Christie	59	.20	08 = Mike Huckabee	54	.18
03 = Donald J. Trump	13,513	44.83	09 = Rick Santorum	20	.07
04 = Ted Cruz	7,952	26.38	10 = John R. Kasich	5,345	17.73
05 = Marco Rubio	2,602	8.63	11 = Ben Carson	215	.71
06 = Rand Paul	93	.31	12 = WRITE-IN	87	.29

(CONTINUED FROM PREVIOUS PAGE)

	01	02	03	04	05	06	07	08	09	10	11	12
0121 JOLIET PCT 015	4	0	58	27	12	1	1	0	0	6	0	1
0122 JOLIET PCT 016	1	0	27	28	6	0	0	0	0	5	5	0
0123 JOLIET PCT 017	1	0	134	74	23	0	0	0	0	40	0	0
0124 JOLIET PCT 018	2	0	143	69	25	1	0	0	0	86	2	1
0125 JOLIET PCT 019	1	2	84	48	21	0	0	1	0	24	4	0
0126 JOLIET PCT 020	5	0	84	36	12	0	0	1	0	32	1	1
0127 JOLIET PCT 021	0	1	112	59	34	0	0	0	0	56	1	1
0128 JOLIET PCT 022	1	1	71	34	18	1	1	0	0	22	0	0
0129 JOLIET PCT 023	0	0	45	25	9	1	0	0	0	12	2	0
0130 JOLIET PCT 024	2	0	51	26	5	0	0	1	0	3	1	1
0131 JOLIET PCT 025	1	0	76	44	14	0	0	0	0	31	1	0
0132 JOLIET PCT 026	1	0	70	32	7	0	0	0	0	15	3	1
0133 JOLIET PCT 027	0	0	22	12	3	0	0	0	0	1	0	0
0134 JOLIET PCT 028	0	0	8	0	2	1	0	0	0	1	0	0
0135 JOLIET PCT 029	2	0	44	24	8	1	0	2	0	11	0	0
0136 JOLIET PCT 030	1	0	96	49	9	1	0	0	0	17	2	0
0137 JOLIET PCT 031	2	0	76	40	19	1	0	0	0	24	2	0
0138 JOLIET PCT 032	0	1	3	5	4	0	0	0	0	0	0	0
0139 JOLIET PCT 033	1	0	97	36	6	0	0	0	0	15	3	0
0140 JOLIET PCT 034	4	1	18	5	7	1	0	0	0	4	1	0
0141 JOLIET PCT 035	1	0	57	14	5	0	0	0	0	9	3	2
0142 JOLIET PCT 036	0	0	34	21	2	0	0	0	0	6	1	0
0143 JOLIET PCT 037	0	2	71	31	1	0	0	0	1	14	3	0
0144 LOCKPORT PCT 001	7	1	261	151	62	1	0	2	0	157	1	0
0149 LOCKPORT PCT 006	0	0	92	42	8	0	0	2	0	31	2	1
0150 LOCKPORT PCT 007	4	0	83	46	25	1	0	0	1	17	0	0
0151 LOCKPORT PCT 008	1	0	61	27	5	1	1	0	0	12	1	1
0152 LOCKPORT PCT 009	2	1	187	97	34	3	1	0	0	127	4	0
0156 LOCKPORT PCT 013	2	2	270	158	49	0	0	0	0	132	4	0
0157 LOCKPORT PCT 014	1	3	100	58	19	0	0	0	0	33	4	1
0163 LOCKPORT PCT 020	0	0	129	58	22	3	0	0	0	37	0	0
0180 NEW LENOX PCT 001	2	0	118	45	28	0	0	0	0	34	1	0
0181 NEW LENOX PCT 002	0	0	121	41	16	1	0	0	0	34	0	0
0182 NEW LENOX PCT 003	1	0	169	77	22	1	0	1	0	46	1	1
0183 NEW LENOX PCT 004	3	0	139	63	26	0	0	1	0	43	2	1
0184 NEW LENOX PCT 005	0	2	165	83	27	0	2	0	0	65	3	4
0185 NEW LENOX PCT 006	2	0	169	93	32	5	0	0	0	81	3	0
0188 NEW LENOX PCT 009	2	2	185	112	19	2	1	0	1	65	2	0
0189 NEW LENOX PCT 010	3	2	166	91	44	0	0	1	1	79	4	2
0190 NEW LENOX PCT 011	0	0	144	114	22	1	1	2	0	67	2	0
0195 NEW LENOX PCT 016	0	0	165	99	22	0	1	0	0	45	1	0
0197 NEW LENOX PCT 018	0	0	1	4	0	0	0	0	0	2	0	0
0205 PLAINFIELD PCT 004	0	1	44	35	5	0	0	0	0	21	0	0
0206 PLAINFIELD PCT 005	2	0	103	67	19	0	0	0	0	31	2	0
0207 PLAINFIELD PCT 006	3	1	83	65	19	2	0	0	0	43	2	0
0208 PLAINFIELD PCT 007	0	0	64	51	21	0	0	0	0	25	2	0
0211 PLAINFIELD PCT 010	2	0	76	40	13	1	0	0	0	40	3	0
0212 PLAINFIELD PCT 011	2	0	28	35	5	0	0	0	0	18	1	1
0213 PLAINFIELD PCT 012	1	0	71	62	20	0	0	0	0	18	1	0

	VOTES	PERCENT		VOTES	PERCENT
PRESIDENT OF THE UNITED STATES					
11TH CONGRESSIONAL DISTRICT					
Vote for not more than 1					
01 = Jeb Bush	179	.59	07 = Carly Fiorina	25	.08
02 = Chris Christie	59	.20	08 = Mike Huckabee	54	.18
03 = Donald J. Trump	13,513	44.83	09 = Rick Santorum	20	.07
04 = Ted Cruz	7,952	26.38	10 = John R. Kasich	5,345	17.73
05 = Marco Rubio	2,602	8.63	11 = Ben Carson	215	.71
06 = Rand Paul	93	.31	12 = WRITE-IN	87	.29

(CONTINUED FROM PREVIOUS PAGE)

	01	02	03	04	05	06	07	08	09	10	11	12
0214 PLAINFIELD PCT 013	4	0	183	78	38	2	1	0	0	74	1	0
0215 PLAINFIELD PCT 014	3	0	146	75	31	1	0	3	0	88	0	0
0216 PLAINFIELD PCT 015	3	1	182	91	26	1	0	1	0	73	1	1
0217 PLAINFIELD PCT 016	2	0	150	94	26	2	0	0	0	53	2	1
0218 PLAINFIELD PCT 017	0	1	126	60	23	0	0	0	0	17	0	1
0219 PLAINFIELD PCT 018	1	0	127	46	28	0	0	1	0	28	1	0
0220 PLAINFIELD PCT 019	0	0	110	47	16	1	0	2	0	24	3	1
0221 PLAINFIELD PCT 020	1	2	180	82	39	2	0	0	0	42	0	2
0222 PLAINFIELD PCT 021	1	0	110	65	18	1	0	1	0	36	4	0
0223 PLAINFIELD PCT 022	0	1	230	112	29	0	1	0	0	78	4	2
0224 PLAINFIELD PCT 023	1	0	128	57	18	0	0	0	0	27	6	1
0225 PLAINFIELD PCT 024	0	0	149	71	18	1	0	0	1	48	1	0
0226 PLAINFIELD PCT 025	3	1	109	71	20	0	0	0	0	21	2	1
0227 PLAINFIELD PCT 026	0	0	66	35	17	0	0	0	0	10	4	2
0228 PLAINFIELD PCT 027	2	0	82	71	23	0	0	0	1	29	0	1
0229 PLAINFIELD PCT 028	1	0	104	63	28	1	0	0	0	44	1	0
0230 PLAINFIELD PCT 029	0	1	127	74	11	0	0	0	0	42	1	1
0231 PLAINFIELD PCT 030	1	0	122	88	39	1	0	0	0	32	4	1
0232 PLAINFIELD PCT 031	1	3	130	71	14	1	0	0	1	50	0	2
0233 PLAINFIELD PCT 032	0	0	108	38	15	0	0	0	0	25	3	2
0234 PLAINFIELD PCT 033	2	0	116	90	17	1	0	0	0	40	2	0
0235 PLAINFIELD PCT 034	0	0	111	54	8	5	0	0	1	18	2	0
0236 PLAINFIELD PCT 035	3	1	99	69	20	0	0	0	0	29	2	1
0240 TROY PCT 001	3	1	153	59	23	1	0	1	1	24	1	0
0241 TROY PCT 002	0	0	98	48	17	0	0	0	1	24	1	0
0242 TROY PCT 003	3	0	159	86	9	1	0	1	0	54	0	0
0243 TROY PCT 004	1	0	139	68	20	1	1	0	0	26	2	0
0244 TROY PCT 005	1	0	117	73	11	0	1	0	0	44	4	1
0245 TROY PCT 006	2	1	68	36	7	1	1	0	0	20	1	0
0246 TROY PCT 007	2	0	145	91	38	1	0	3	0	44	4	1
0247 TROY PCT 008	3	1	237	101	27	0	0	1	1	63	3	1
0248 TROY PCT 009	4	0	118	102	27	0	0	1	0	39	0	2
0249 TROY PCT 010	2	0	157	84	33	0	0	0	0	61	2	0
0250 TROY PCT 011	7	1	226	97	40	1	0	3	0	117	2	0
0251 TROY PCT 012	2	0	129	74	19	2	0	1	1	43	3	0
0252 TROY PCT 013	0	0	18	8	3	0	0	0	0	1	1	0
0253 TROY PCT 014	0	0	20	18	5	0	0	0	0	16	0	0
0254 TROY PCT 015	1	3	119	71	16	0	0	0	0	49	3	0
0255 TROY PCT 016	0	0	112	63	30	1	0	1	0	48	2	2
0256 TROY PCT 017	1	1	30	21	9	2	0	0	1	15	0	1
0257 TROY PCT 018	1	1	80	56	16	0	0	0	0	19	3	1
0258 TROY PCT 019	1	0	73	36	18	0	0	0	0	14	2	3
0269 WHEATLAND PCT 004	0	1	114	43	17	1	1	0	1	64	1	0
0270 WHEATLAND PCT 005	0	0	162	85	50	0	2	1	0	115	1	0
0284 WHEATLAND PCT 019	0	0	70	67	14	1	0	1	0	54	0	1
0287 WHEATLAND PCT 022	0	0	71	62	19	0	0	1	1	43	0	1
0291 WHEATLAND PCT 026	0	0	0	0	0	0	0	0	0	0	0	0
0292 WHEATLAND PCT 027	0	1	35	18	4	0	0	0	0	16	0	0

PRESIDENT OF THE UNITED STATES 14TH CONGRESSIONAL DISTRICT Vote for not more than 1	VOTES						PERCENT						
	01	02	03	04	05	06	07	08	09	10	11	12	
01 = Jeb Bush					60	.41	07 = Carly Fiorina					14	.10
02 = Chris Christie					21	.14	08 = Mike Huckabee					11	.08
03 = Donald J. Trump				5,619	38.38		09 = Rick Santorum					5	.03
04 = Ted Cruz				3,760	25.68		10 = John R. Kasich				3,572	24.40	
05 = Marco Rubio				1,458	9.96		11 = Ben Carson					68	.46
06 = Rand Paul				30	.20		12 = WRITE-IN					24	.16

	01	02	03	04	05	06	07	08	09	10	11	12	

0202 PLAINFIELD PCT 001	2	1	166	92	28	2	3	0	0	49	4	1	
0203 PLAINFIELD PCT 002	6	1	142	74	31	2	0	0	1	65	0	0	
0204 PLAINFIELD PCT 003	0	2	154	113	32	0	0	0	0	50	2	2	
0209 PLAINFIELD PCT 008	0	0	134	69	42	1	0	0	1	71	3	0	
0210 PLAINFIELD PCT 009	0	0	153	123	38	0	0	0	0	83	1	0	
0211 PLAINFIELD PCT 010	0	0	84	44	17	0	0	0	0	29	2	0	
0214 PLAINFIELD PCT 013	0	0	28	24	6	0	0	0	0	9	1	0	
0252 TROY PCT 013	2	4	221	118	66	0	2	1	0	104	2	0	
0253 TROY PCT 014	0	0	126	62	34	0	0	0	0	86	2	1	
0254 TROY PCT 015	1	0	41	26	8	0	1	0	0	9	1	0	
0256 TROY PCT 017	1	0	133	64	25	2	0	1	0	60	5	1	
0259 TROY PCT 020	0	0	171	93	31	0	0	1	1	63	4	1	
0260 TROY PCT 021	0	1	146	90	27	2	1	0	1	64	1	0	
0261 TROY PCT 022	0	0	91	64	11	0	0	0	0	37	0	1	
0266 WHEATLAND PCT 001	8	2	499	417	162	4	0	4	0	254	5	0	
0267 WHEATLAND PCT 002	4	1	173	108	43	0	1	0	1	168	3	1	
0268 WHEATLAND PCT 003	3	0	173	94	29	2	0	0	0	98	0	1	
0271 WHEATLAND PCT 006	2	1	131	83	40	0	0	0	0	90	2	0	
0272 WHEATLAND PCT 007	0	0	94	106	42	0	0	0	0	121	0	2	
0273 WHEATLAND PCT 008	2	0	102	103	41	0	0	1	0	124	1	0	
0274 WHEATLAND PCT 009	1	1	134	93	52	1	1	0	0	122	2	0	
0275 WHEATLAND PCT 010	0	0	121	83	27	2	0	0	0	114	0	0	
0276 WHEATLAND PCT 011	1	0	114	96	29	1	0	0	0	82	0	2	
0277 WHEATLAND PCT 012	0	1	102	63	35	0	0	0	0	97	1	1	
0278 WHEATLAND PCT 013	1	1	120	84	23	0	0	0	0	75	1	0	
0279 WHEATLAND PCT 014	2	0	94	108	37	0	0	0	0	164	1	0	
0280 WHEATLAND PCT 015	1	0	103	69	19	0	0	0	0	76	0	0	
0281 WHEATLAND PCT 016	2	1	140	98	42	4	0	1	0	107	2	2	
0282 WHEATLAND PCT 017	1	0	125	76	44	0	0	0	0	131	0	1	
0283 WHEATLAND PCT 018	1	0	130	97	40	0	0	0	0	133	1	1	
0285 WHEATLAND PCT 020	1	0	133	86	39	1	0	0	0	98	0	0	
0286 WHEATLAND PCT 021	0	0	112	81	41	0	0	0	0	65	0	0	
0287 WHEATLAND PCT 022	0	0	0	0	0	0	0	0	0	0	0	0	
0288 WHEATLAND PCT 023	3	1	108	73	19	0	1	0	0	70	2	2	
0289 WHEATLAND PCT 024	0	0	126	72	27	0	0	0	0	83	2	1	
0290 WHEATLAND PCT 025	5	0	152	104	31	0	0	1	0	70	4	0	
0291 WHEATLAND PCT 026	2	0	229	131	53	3	1	0	0	152	4	0	
0292 WHEATLAND PCT 027	0	0	61	36	18	0	0	0	0	35	0	0	
0293 WHEATLAND PCT 028	2	0	179	120	44	1	1	0	0	103	3	0	
0294 WHEATLAND PCT 029	4	3	194	114	44	1	1	0	0	74	3	1	
0295 WHEATLAND PCT 030	2	0	180	109	41	1	1	1	0	87	3	2	

City of Aurora results have been added to WHEATLAND PCT 001

For City of Aurora's precinct breakdown – refer to that section of this book

PRESIDENT OF THE UNITED STATES
 16TH CONGRESSIONAL DISTRICT

Vote for not more than 1

VOTES PERCENT

VOTES PERCENT


01 = Jeb Bush	20	.47	07 = Carly Fiorina	1	.02
02 = Chris Christie	10	.23	08 = Mike Huckabee	5	.12
03 = Donald J. Trump	2,316	53.96	09 = Rick Santorum	2	.05
04 = Ted Cruz	1,092	25.44	10 = John R. Kasich	532	12.40
05 = Marco Rubio	273	6.36	11 = Ben Carson	27	.63
06 = Rand Paul	7	.16	12 = WRITE-IN	7	.16

	01	02	03	04	05	06	07	08	09	10	11	12
0001 CHANNAHON PCT 001	2	1	196	87	38	0	0	0	0	58	2	3
0002 CHANNAHON PCT 002	2	0	198	124	37	1	0	0	0	74	2	0
0003 CHANNAHON PCT 003	0	1	177	90	29	2	0	0	0	45	3	0
0004 CHANNAHON PCT 004	3	0	187	98	23	1	1	0	1	45	4	1
0005 CHANNAHON PCT 005	1	1	160	89	23	0	0	0	0	38	2	0
0018 CUSTER PCT 001	3	0	168	61	9	1	0	0	0	24	2	0
0056 FLORENCE PCT 001	0	1	68	43	11	1	0	1	0	22	0	0
0237 REED PCT 001	2	0	162	82	15	0	0	1	0	29	3	0
0238 REED PCT 002	0	1	188	78	13	0	0	0	0	33	3	1
0239 REED PCT 003	0	1	145	73	24	0	0	0	0	37	0	0
0265 WESLEY PCT 001	2	1	191	68	19	0	0	0	0	35	2	0
0297 WILMINGTON PCT 001	3	0	122	66	7	0	0	0	0	37	2	2
0298 WILMINGTON PCT 002	1	2	185	63	6	0	0	2	0	26	1	0
0299 WILMINGTON PCT 003	1	1	169	70	19	1	0	1	1	29	1	0



Nancy Schultz Voots

W I L L C O U N T Y C L E R K



Republican Party

**UNITED
STATES
SENATOR
SUMMARY**

VOTES PERCENT

UNITED STATES SENATOR

Vote for not more than 1
01 = James T. Marter
02 = Mark Steven Kirk

26,373 32.92
53,737 67.08

01 02

0001 CHANNAHON PCT 001	121	243
0002 CHANNAHON PCT 002	105	309
0003 CHANNAHON PCT 003	117	205
0004 CHANNAHON PCT 004	114	238
0005 CHANNAHON PCT 005	104	185
0006 CRETE PCT 001	48	99
0007 CRETE PCT 002	47	77
0008 CRETE PCT 003	49	124
0009 CRETE PCT 004	66	143
0010 CRETE PCT 005	35	112
0011 CRETE PCT 006	85	183
0012 CRETE PCT 007	52	122
0013 CRETE PCT 008	74	150
0014 CRETE PCT 009	83	173
0015 CRETE PCT 010	57	125
0016 CRETE PCT 011	92	198
0017 CRETE PCT 012	98	160
0018 CUSTER PCT 001	111	142
0019 DU PAGE PCT 001	85	263
0020 DU PAGE PCT 002	80	295
0021 DU PAGE PCT 003	107	287
0022 DU PAGE PCT 004	83	141
0023 DU PAGE PCT 005	64	132
0024 DU PAGE PCT 006	58	153
0025 DU PAGE PCT 007	89	274
0026 DU PAGE PCT 008	74	92
0027 DU PAGE PCT 009	62	117
0028 DU PAGE PCT 010	51	114
0029 DU PAGE PCT 011	49	104
0030 DU PAGE PCT 012	63	129
0031 DU PAGE PCT 013	34	97
0032 DU PAGE PCT 014	50	135
0033 DU PAGE PCT 015	50	115
0034 DU PAGE PCT 016	80	109
0035 DU PAGE PCT 017	67	97
0036 DU PAGE PCT 018	68	103
0037 DU PAGE PCT 019	53	87
0038 DU PAGE PCT 020	38	83
0039 DU PAGE PCT 021	85	97
0040 DU PAGE PCT 022	62	150
0041 DU PAGE PCT 023	50	141
0042 DU PAGE PCT 024	55	94
0043 DU PAGE PCT 025	56	103
0044 DU PAGE PCT 026	59	85
0045 DU PAGE PCT 027	50	91
0046 DU PAGE PCT 028	35	84
0047 DU PAGE PCT 029	58	148
0048 DU PAGE PCT 030	39	67
0049 DU PAGE PCT 031	67	98
0050 DU PAGE PCT 032	88	181
0051 DU PAGE PCT 033	88	131
0052 DU PAGE PCT 034	96	194
0053 DU PAGE PCT 035	19	39

**City of Aurora results have been
added to WHEATLAND PCT 001**

**For City of Aurora's precinct
breakdown – refer to that
section of this book**

VOTES PERCENT

UNITED STATES SENATOR

Vote for not more than 1

01 = James T. Marter

26,373 32.92

02 = Mark Steven Kirk

53,737 67.08

(CONTINUED FROM PREVIOUS PAGE)

	01	02
0054 DU PAGE PCT 036	123	145
0055 DU PAGE PCT 037	82	148
0056 FLORENCE PCT 001	47	94
0057 FRANKFORT PCT 001	182	282
0058 FRANKFORT PCT 002	147	254
0059 FRANKFORT PCT 003	102	230
0060 FRANKFORT PCT 004	87	193
0061 FRANKFORT PCT 005	190	257
0062 FRANKFORT PCT 006	101	183
0063 FRANKFORT PCT 007	98	198
0064 FRANKFORT PCT 008	97	208
0065 FRANKFORT PCT 009	121	228
0066 FRANKFORT PCT 010	76	186
0067 FRANKFORT PCT 011	135	336
0068 FRANKFORT PCT 012	98	237
0069 FRANKFORT PCT 013	95	210
0070 FRANKFORT PCT 014	110	159
0071 FRANKFORT PCT 015	91	182
0072 FRANKFORT PCT 016	107	229
0073 FRANKFORT PCT 017	219	311
0074 FRANKFORT PCT 018	127	282
0075 FRANKFORT PCT 019	90	187
0076 FRANKFORT PCT 020	128	224
0077 FRANKFORT PCT 021	111	214
0078 FRANKFORT PCT 022	85	274
0079 FRANKFORT PCT 023	91	251
0080 FRANKFORT PCT 024	86	185
0081 FRANKFORT PCT 025	103	277
0082 FRANKFORT PCT 026	111	277
0083 FRANKFORT PCT 027	89	223
0084 FRANKFORT PCT 028	121	270
0085 GREEN GARDEN PCT 001	167	275
0086 GREEN GARDEN PCT 002	209	286
0087 HOMER PCT 001	118	215
0088 HOMER PCT 002	156	268
0089 HOMER PCT 003	116	206
0090 HOMER PCT 004	138	336
0091 HOMER PCT 005	97	264
0092 HOMER PCT 006	108	250
0093 HOMER PCT 007	123	254
0094 HOMER PCT 008	104	243
0095 HOMER PCT 009	97	198
0096 HOMER PCT 010	105	254
0097 HOMER PCT 011	121	223
0098 HOMER PCT 012	164	263
0099 HOMER PCT 013	107	211
0100 HOMER PCT 014	145	324
0101 HOMER PCT 015	118	251
0102 HOMER PCT 016	106	213
0103 HOMER PCT 017	195	311
0104 HOMER PCT 018	109	253
0105 JACKSON PCT 001	115	234
0106 JACKSON PCT 002	118	211
0107 JOLIET PCT 001	36	71

VOTES PERCENT

UNITED STATES SENATOR

Vote for not more than 1

- 01 = James T. Marter
- 02 = Mark Steven Kirk

26,373 32.92
 53,737 67.08

(CONTINUED FROM PREVIOUS PAGE)

	01	02
0108 JOLIET PCT 002	47	96
0109 JOLIET PCT 003	41	90
0110 JOLIET PCT 004	65	117
0111 JOLIET PCT 005	8	10
0112 JOLIET PCT 006	1	8
0113 JOLIET PCT 007	19	22
0114 JOLIET PCT 008	59	94
0115 JOLIET PCT 009	35	55
0116 JOLIET PCT 010	65	149
0117 JOLIET PCT 011	39	90
0118 JOLIET PCT 012	38	58
0119 JOLIET PCT 013	10	15
0120 JOLIET PCT 014	13	19
0121 JOLIET PCT 015	40	68
0122 JOLIET PCT 016	22	46
0123 JOLIET PCT 017	80	178
0124 JOLIET PCT 018	89	220
0125 JOLIET PCT 019	64	104
0126 JOLIET PCT 020	48	114
0127 JOLIET PCT 021	68	175
0128 JOLIET PCT 022	52	88
0129 JOLIET PCT 023	28	60
0130 JOLIET PCT 024	24	58
0131 JOLIET PCT 025	49	105
0132 JOLIET PCT 026	44	76
0133 JOLIET PCT 027	14	20
0134 JOLIET PCT 028	1	10
0135 JOLIET PCT 029	32	55
0136 JOLIET PCT 030	61	108
0137 JOLIET PCT 031	61	98
0138 JOLIET PCT 032	2	10
0139 JOLIET PCT 033	59	87
0140 JOLIET PCT 034	16	21
0141 JOLIET PCT 035	25	63
0142 JOLIET PCT 036	30	32
0143 JOLIET PCT 037	41	77
0144 LOCKPORT PCT 001	206	403
0145 LOCKPORT PCT 002	74	161
0146 LOCKPORT PCT 003	53	107
0147 LOCKPORT PCT 004	61	93
0148 LOCKPORT PCT 005	109	181
0149 LOCKPORT PCT 006	54	115
0150 LOCKPORT PCT 007	45	122
0151 LOCKPORT PCT 008	35	71
0152 LOCKPORT PCT 009	148	284
0153 LOCKPORT PCT 010	79	187
0154 LOCKPORT PCT 011	99	162
0155 LOCKPORT PCT 012	95	165
0156 LOCKPORT PCT 013	178	415
0157 LOCKPORT PCT 014	80	128
0158 LOCKPORT PCT 015	41	87
0159 LOCKPORT PCT 016	101	173
0160 LOCKPORT PCT 017	100	243
0161 LOCKPORT PCT 018	108	181

VOTES PERCENT

UNITED STATES SENATOR

Vote for not more than 1

01 = James T. Marter 26,373 32.92
 02 = Mark Steven Kirk 53,737 67.08

(CONTINUED FROM PREVIOUS PAGE)

	01	02
0162 LOCKPORT PCT 019	107	171
0163 LOCKPORT PCT 020	85	154
0164 LOCKPORT PCT 021	61	115
0165 LOCKPORT PCT 022	57	105
0166 LOCKPORT PCT 023	56	92
0167 LOCKPORT PCT 024	13	16
0168 MANHATTAN PCT 001	94	184
0169 MANHATTAN PCT 002	128	226
0170 MANHATTAN PCT 003	155	279
0171 MANHATTAN PCT 004	104	194
0172 MONEE PCT 001	36	80
0173 MONEE PCT 002	22	37
0174 MONEE PCT 003	80	157
0175 MONEE PCT 004	82	185
0176 MONEE PCT 005	2	2
0177 MONEE PCT 006	5	6
0178 MONEE PCT 007	7	5
0179 MONEE PCT 008	80	171
0180 NEW LENOX PCT 001	70	150
0181 NEW LENOX PCT 002	125	211
0182 NEW LENOX PCT 003	104	197
0183 NEW LENOX PCT 004	82	177
0184 NEW LENOX PCT 005	111	210
0185 NEW LENOX PCT 006	111	250
0186 NEW LENOX PCT 007	190	327
0187 NEW LENOX PCT 008	155	259
0188 NEW LENOX PCT 009	116	246
0189 NEW LENOX PCT 010	111	265
0190 NEW LENOX PCT 011	113	213
0191 NEW LENOX PCT 012	88	204
0192 NEW LENOX PCT 013	114	220
0193 NEW LENOX PCT 014	140	285
0194 NEW LENOX PCT 015	108	238
0195 NEW LENOX PCT 016	115	208
0196 NEW LENOX PCT 017	106	246
0197 NEW LENOX PCT 018	90	190
0198 NEW LENOX PCT 019	105	249
0199 NEW LENOX PCT 020	163	310
0200 PEOTONE PCT 001	250	262
0201 PEOTONE PCT 002	197	283
0202 PLAINFIELD PCT 001	104	225
0203 PLAINFIELD PCT 002	96	211
0204 PLAINFIELD PCT 003	118	218
0205 PLAINFIELD PCT 004	30	66
0206 PLAINFIELD PCT 005	68	144
0207 PLAINFIELD PCT 006	62	142
0208 PLAINFIELD PCT 007	37	114
0209 PLAINFIELD PCT 008	80	223
0210 PLAINFIELD PCT 009	108	259
0211 PLAINFIELD PCT 010	109	221
0212 PLAINFIELD PCT 011	18	68
0213 PLAINFIELD PCT 012	54	107
0214 PLAINFIELD PCT 013	139	290
0215 PLAINFIELD PCT 014	83	242

VOTES PERCENT

UNITED STATES SENATOR

Vote for not more than 1

01 = James T. Marter	26,373	32.92
02 = Mark Steven Kirk	53,737	67.08

(CONTINUED FROM PREVIOUS PAGE)

	01	02
0216 PLAINFIELD PCT 015	117	242
0217 PLAINFIELD PCT 016	110	203
0218 PLAINFIELD PCT 017	73	143
0219 PLAINFIELD PCT 018	73	148
0220 PLAINFIELD PCT 019	58	126
0221 PLAINFIELD PCT 020	104	228
0222 PLAINFIELD PCT 021	83	139
0223 PLAINFIELD PCT 022	124	303
0224 PLAINFIELD PCT 023	70	154
0225 PLAINFIELD PCT 024	85	191
0226 PLAINFIELD PCT 025	74	142
0227 PLAINFIELD PCT 026	34	95
0228 PLAINFIELD PCT 027	61	136
0229 PLAINFIELD PCT 028	60	166
0230 PLAINFIELD PCT 029	70	168
0231 PLAINFIELD PCT 030	81	196
0232 PLAINFIELD PCT 031	93	170
0233 PLAINFIELD PCT 032	54	131
0234 PLAINFIELD PCT 033	107	151
0235 PLAINFIELD PCT 034	66	120
0236 PLAINFIELD PCT 035	74	142
0237 REED PCT 001	95	182
0238 REED PCT 002	102	201
0239 REED PCT 003	87	172
0240 TROY PCT 001	67	186
0241 TROY PCT 002	48	131
0242 TROY PCT 003	97	199
0243 TROY PCT 004	71	175
0244 TROY PCT 005	70	164
0245 TROY PCT 006	44	85
0246 TROY PCT 007	100	205
0247 TROY PCT 008	135	263
0248 TROY PCT 009	97	181
0249 TROY PCT 010	93	228
0250 TROY PCT 011	140	330
0251 TROY PCT 012	85	174
0252 TROY PCT 013	149	384
0253 TROY PCT 014	85	269
0254 TROY PCT 015	116	210
0255 TROY PCT 016	77	166
0256 TROY PCT 017	111	236
0257 TROY PCT 018	47	121
0258 TROY PCT 019	45	93
0259 TROY PCT 020	111	225
0260 TROY PCT 021	89	224
0261 TROY PCT 022	63	131
0262 WASHINGTON PCT 001	106	227
0263 WASHINGTON PCT 002	134	264
0264 WASHINGTON PCT 003	111	224
0265 WESLEY PCT 001	106	194
0266 WHEATLAND PCT 001	405	853
0267 WHEATLAND PCT 002	152	315
0268 WHEATLAND PCT 003	92	277
0269 WHEATLAND PCT 004	68	158

VOTES PERCENT

UNITED STATES SENATOR

Vote for not more than 1

01 = James T. Marter	26,373	32.92
02 = Mark Steven Kirk	53,737	67.08

(CONTINUED FROM PREVIOUS PAGE)

	01	02
0270 WHEATLAND PCT 005	89	308
0271 WHEATLAND PCT 006	132	206
0272 WHEATLAND PCT 007	125	223
0273 WHEATLAND PCT 008	105	252
0274 WHEATLAND PCT 009	168	215
0275 WHEATLAND PCT 010	87	238
0276 WHEATLAND PCT 011	83	212
0277 WHEATLAND PCT 012	68	197
0278 WHEATLAND PCT 013	104	174
0279 WHEATLAND PCT 014	101	277
0280 WHEATLAND PCT 015	88	164
0281 WHEATLAND PCT 016	119	265
0282 WHEATLAND PCT 017	110	244
0283 WHEATLAND PCT 018	111	269
0284 WHEATLAND PCT 019	73	118
0285 WHEATLAND PCT 020	113	217
0286 WHEATLAND PCT 021	90	187
0287 WHEATLAND PCT 022	65	123
0288 WHEATLAND PCT 023	81	175
0289 WHEATLAND PCT 024	73	218
0290 WHEATLAND PCT 025	95	248
0291 WHEATLAND PCT 026	170	363
0292 WHEATLAND PCT 027	55	154
0293 WHEATLAND PCT 028	131	298
0294 WHEATLAND PCT 029	130	284
0295 WHEATLAND PCT 030	136	265
0296 WILL PCT 001	163	232
0297 WILMINGTON PCT 001	93	133
0298 WILMINGTON PCT 002	82	180
0299 WILMINGTON PCT 003	85	188
0300 WILTON PCT 001	87	120



Nancy Schultz Voots

W I L L C O U N T Y C L E R K



Republican Party

**STATE OF
ILLINOIS
SUMMARY**

**COMPTROLLER
(To Fill Vacancy)**

VOTES PERCENT

COMPTROLLER

Vote for not more than 1
 01 = Leslie Geissler Munger

69,173 100.00

 01

0001 CHANNAHON PCT 001	315
0002 CHANNAHON PCT 002	367
0003 CHANNAHON PCT 003	285
0004 CHANNAHON PCT 004	238
0005 CHANNAHON PCT 005	251
0006 CRETE PCT 001	130
0007 CRETE PCT 002	107
0008 CRETE PCT 003	152
0009 CRETE PCT 004	184
0010 CRETE PCT 005	124
0011 CRETE PCT 006	242
0012 CRETE PCT 007	157
0013 CRETE PCT 008	186
0014 CRETE PCT 009	217
0015 CRETE PCT 010	151
0016 CRETE PCT 011	246
0017 CRETE PCT 012	226
0018 CUSTER PCT 001	206
0019 DU PAGE PCT 001	311
0020 DU PAGE PCT 002	327
0021 DU PAGE PCT 003	333
0022 DU PAGE PCT 004	200
0023 DU PAGE PCT 005	164
0024 DU PAGE PCT 006	180
0025 DU PAGE PCT 007	312
0026 DU PAGE PCT 008	140
0027 DU PAGE PCT 009	162
0028 DU PAGE PCT 010	151
0029 DU PAGE PCT 011	100
0030 DU PAGE PCT 012	166
0031 DU PAGE PCT 013	122
0032 DU PAGE PCT 014	163
0033 DU PAGE PCT 015	147
0034 DU PAGE PCT 016	159
0035 DU PAGE PCT 017	146
0036 DU PAGE PCT 018	145
0037 DU PAGE PCT 019	126
0038 DU PAGE PCT 020	107
0039 DU PAGE PCT 021	158
0040 DU PAGE PCT 022	190
0041 DU PAGE PCT 023	170
0042 DU PAGE PCT 024	129
0043 DU PAGE PCT 025	137
0044 DU PAGE PCT 026	125
0045 DU PAGE PCT 027	119
0046 DU PAGE PCT 028	111
0047 DU PAGE PCT 029	185
0048 DU PAGE PCT 030	10
0049 DU PAGE PCT 031	140
0050 DU PAGE PCT 032	245
0051 DU PAGE PCT 033	184
0052 DU PAGE PCT 034	259
0053 DU PAGE PCT 035	53
0054 DU PAGE PCT 036	220

**City of Aurora results have been
 added to WHEATLAND PCT 001**

**For City of Aurora's precinct
 breakdown – refer to that
 section of this book**

VOTES PERCENT

COMPTROLLER

Vote for not more than 1

01 = Leslie Geissler Munger

69,173 100.00

(CONTINUED FROM PREVIOUS PAGE) 01

0055 DU PAGE PCT 037	197
0056 FLORENCE PCT 001	119
0057 FRANKFORT PCT 001	387
0058 FRANKFORT PCT 002	332
0059 FRANKFORT PCT 003	269
0060 FRANKFORT PCT 004	243
0061 FRANKFORT PCT 005	364
0062 FRANKFORT PCT 006	243
0063 FRANKFORT PCT 007	238
0064 FRANKFORT PCT 008	265
0065 FRANKFORT PCT 009	297
0066 FRANKFORT PCT 010	220
0067 FRANKFORT PCT 011	399
0068 FRANKFORT PCT 012	267
0069 FRANKFORT PCT 013	262
0070 FRANKFORT PCT 014	232
0071 FRANKFORT PCT 015	240
0072 FRANKFORT PCT 016	278
0073 FRANKFORT PCT 017	427
0074 FRANKFORT PCT 018	343
0075 FRANKFORT PCT 019	251
0076 FRANKFORT PCT 020	314
0077 FRANKFORT PCT 021	291
0078 FRANKFORT PCT 022	314
0079 FRANKFORT PCT 023	282
0080 FRANKFORT PCT 024	222
0081 FRANKFORT PCT 025	318
0082 FRANKFORT PCT 026	328
0083 FRANKFORT PCT 027	258
0084 FRANKFORT PCT 028	316
0085 GREEN GARDEN PCT 001	365
0086 GREEN GARDEN PCT 002	416
0087 HOMER PCT 001	288
0088 HOMER PCT 002	347
0089 HOMER PCT 003	266
0090 HOMER PCT 004	404
0091 HOMER PCT 005	305
0092 HOMER PCT 006	316
0093 HOMER PCT 007	328
0094 HOMER PCT 008	298
0095 HOMER PCT 009	244
0096 HOMER PCT 010	296
0097 HOMER PCT 011	291
0098 HOMER PCT 012	346
0099 HOMER PCT 013	254
0100 HOMER PCT 014	389
0101 HOMER PCT 015	309
0102 HOMER PCT 016	268
0103 HOMER PCT 017	420
0104 HOMER PCT 018	301
0105 JACKSON PCT 001	299
0106 JACKSON PCT 002	292
0107 JOLIET PCT 001	93
0108 JOLIET PCT 002	130
0109 JOLIET PCT 003	111

VOTES PERCENT

COMPTRROLLER

Vote for not more than 1

01 = Leslie Geissler Munger

69,173 100.00

(CONTINUED FROM PREVIOUS PAGE) 01

0110 JOLIET PCT 004	150
0111 JOLIET PCT 005	15
0112 JOLIET PCT 006	9
0113 JOLIET PCT 007	34
0114 JOLIET PCT 008	138
0115 JOLIET PCT 009	85
0116 JOLIET PCT 010	178
0117 JOLIET PCT 011	113
0118 JOLIET PCT 012	89
0119 JOLIET PCT 013	23
0120 JOLIET PCT 014	25
0121 JOLIET PCT 015	97
0122 JOLIET PCT 016	58
0123 JOLIET PCT 017	215
0124 JOLIET PCT 018	256
0125 JOLIET PCT 019	148
0126 JOLIET PCT 020	152
0127 JOLIET PCT 021	206
0128 JOLIET PCT 022	113
0129 JOLIET PCT 023	76
0130 JOLIET PCT 024	75
0131 JOLIET PCT 025	140
0132 JOLIET PCT 026	105
0133 JOLIET PCT 027	31
0134 JOLIET PCT 028	10
0135 JOLIET PCT 029	79
0136 JOLIET PCT 030	155
0137 JOLIET PCT 031	139
0138 JOLIET PCT 032	11
0139 JOLIET PCT 033	121
0140 JOLIET PCT 034	27
0141 JOLIET PCT 035	78
0142 JOLIET PCT 036	51
0143 JOLIET PCT 037	99
0144 LOCKPORT PCT 001	552
0145 LOCKPORT PCT 002	199
0146 LOCKPORT PCT 003	142
0147 LOCKPORT PCT 004	137
0148 LOCKPORT PCT 005	244
0149 LOCKPORT PCT 006	156
0150 LOCKPORT PCT 007	152
0151 LOCKPORT PCT 008	98
0152 LOCKPORT PCT 009	378
0153 LOCKPORT PCT 010	220
0154 LOCKPORT PCT 011	214
0155 LOCKPORT PCT 012	166
0156 LOCKPORT PCT 013	539
0157 LOCKPORT PCT 014	189
0158 LOCKPORT PCT 015	110
0159 LOCKPORT PCT 016	231
0160 LOCKPORT PCT 017	275
0161 LOCKPORT PCT 018	249
0162 LOCKPORT PCT 019	239
0163 LOCKPORT PCT 020	205
0164 LOCKPORT PCT 021	139

VOTES PERCENT

COMPTROLLER

Vote for not more than 1

01 = Leslie Geissler Munger

69,173 100.00

(CONTINUED FROM PREVIOUS PAGE) 01

0165 LOCKPORT PCT 022	124
0166 LOCKPORT PCT 023	113
0167 LOCKPORT PCT 024	23
0168 MANHATTAN PCT 001	238
0169 MANHATTAN PCT 002	304
0170 MANHATTAN PCT 003	380
0171 MANHATTAN PCT 004	230
0172 MONEE PCT 001	105
0173 MONEE PCT 002	52
0174 MONEE PCT 003	214
0175 MONEE PCT 004	234
0176 MONEE PCT 005	4
0177 MONEE PCT 006	11
0178 MONEE PCT 007	9
0179 MONEE PCT 008	214
0180 NEW LENOX PCT 001	191
0181 NEW LENOX PCT 002	283
0182 NEW LENOX PCT 003	247
0183 NEW LENOX PCT 004	227
0184 NEW LENOX PCT 005	287
0185 NEW LENOX PCT 006	323
0186 NEW LENOX PCT 007	428
0187 NEW LENOX PCT 008	342
0188 NEW LENOX PCT 009	306
0189 NEW LENOX PCT 010	327
0190 NEW LENOX PCT 011	267
0191 NEW LENOX PCT 012	257
0192 NEW LENOX PCT 013	292
0193 NEW LENOX PCT 014	361
0194 NEW LENOX PCT 015	292
0195 NEW LENOX PCT 016	278
0196 NEW LENOX PCT 017	301
0197 NEW LENOX PCT 018	236
0198 NEW LENOX PCT 019	289
0199 NEW LENOX PCT 020	402
0200 PEOTONE PCT 001	438
0201 PEOTONE PCT 002	418
0202 PLAINFIELD PCT 001	301
0203 PLAINFIELD PCT 002	274
0204 PLAINFIELD PCT 003	301
0205 PLAINFIELD PCT 004	86
0206 PLAINFIELD PCT 005	196
0207 PLAINFIELD PCT 006	181
0208 PLAINFIELD PCT 007	132
0209 PLAINFIELD PCT 008	267
0210 PLAINFIELD PCT 009	321
0211 PLAINFIELD PCT 010	285
0212 PLAINFIELD PCT 011	80
0213 PLAINFIELD PCT 012	141
0214 PLAINFIELD PCT 013	391
0215 PLAINFIELD PCT 014	299
0216 PLAINFIELD PCT 015	313
0217 PLAINFIELD PCT 016	273
0218 PLAINFIELD PCT 017	195
0219 PLAINFIELD PCT 018	202

VOTES PERCENT

COMPTRROLLER

Vote for not more than 1

01 = Leslie Geissler Munger

69,173 100.00

(CONTINUED FROM PREVIOUS PAGE)

 01

0220 PLAINFIELD PCT 019	166
0221 PLAINFIELD PCT 020	302
0222 PLAINFIELD PCT 021	199
0223 PLAINFIELD PCT 022	374
0224 PLAINFIELD PCT 023	199
0225 PLAINFIELD PCT 024	240
0226 PLAINFIELD PCT 025	197
0227 PLAINFIELD PCT 026	115
0228 PLAINFIELD PCT 027	165
0229 PLAINFIELD PCT 028	200
0230 PLAINFIELD PCT 029	210
0231 PLAINFIELD PCT 030	248
0232 PLAINFIELD PCT 031	239
0233 PLAINFIELD PCT 032	162
0234 PLAINFIELD PCT 033	229
0235 PLAINFIELD PCT 034	175
0236 PLAINFIELD PCT 035	199
0237 REED PCT 001	253
0238 REED PCT 002	269
0239 REED PCT 003	234
0240 TROY PCT 001	236
0241 TROY PCT 002	154
0242 TROY PCT 003	256
0243 TROY PCT 004	222
0244 TROY PCT 005	209
0245 TROY PCT 006	117
0246 TROY PCT 007	260
0247 TROY PCT 008	348
0248 TROY PCT 009	249
0249 TROY PCT 010	285
0250 TROY PCT 011	386
0251 TROY PCT 012	218
0252 TROY PCT 013	466
0253 TROY PCT 014	318
0254 TROY PCT 015	276
0255 TROY PCT 016	223
0256 TROY PCT 017	306
0257 TROY PCT 018	143
0258 TROY PCT 019	118
0259 TROY PCT 020	295
0260 TROY PCT 021	283
0261 TROY PCT 022	182
0262 WASHINGTON PCT 001	278
0263 WASHINGTON PCT 002	348
0264 WASHINGTON PCT 003	289
0265 WESLEY PCT 001	238
0266 WHEATLAND PCT 001	1140
0267 WHEATLAND PCT 002	410
0268 WHEATLAND PCT 003	338
0269 WHEATLAND PCT 004	208
0270 WHEATLAND PCT 005	346
0271 WHEATLAND PCT 006	300
0272 WHEATLAND PCT 007	302
0273 WHEATLAND PCT 008	316
0274 WHEATLAND PCT 009	317

VOTES PERCENT

COMPTROLLER

Vote for not more than 1

01 = Leslie Geissler Munger

69,173 100.00

(CONTINUED FROM PREVIOUS PAGE)

 01

0275 WHEATLAND PCT 010	286
0276 WHEATLAND PCT 011	267
0277 WHEATLAND PCT 012	244
0278 WHEATLAND PCT 013	254
0279 WHEATLAND PCT 014	339
0280 WHEATLAND PCT 015	223
0281 WHEATLAND PCT 016	347
0282 WHEATLAND PCT 017	250
0283 WHEATLAND PCT 018	345
0284 WHEATLAND PCT 019	172
0285 WHEATLAND PCT 020	304
0286 WHEATLAND PCT 021	246
0287 WHEATLAND PCT 022	166
0288 WHEATLAND PCT 023	237
0289 WHEATLAND PCT 024	266
0290 WHEATLAND PCT 025	319
0291 WHEATLAND PCT 026	477
0292 WHEATLAND PCT 027	193
0293 WHEATLAND PCT 028	394
0294 WHEATLAND PCT 029	376
0295 WHEATLAND PCT 030	360
0296 WILL PCT 001	344
0297 WILMINGTON PCT 001	180
0298 WILMINGTON PCT 002	224
0299 WILMINGTON PCT 003	237
0300 WILTON PCT 001	176



Nancy Schultz Voots

W I L L C O U N T Y C L E R K



Republican Party

CONGRESSIONAL SUMMARY

(1st, 2nd, 3rd, 11th, 14th & 16th DISTRICTS)

**REPRESENTATIVE
DELEGATES &
ALTERNATE DELEGATES**

	VOTES	PERCENT
REPRESENTATIVE IN CONGRESS 1ST CONGRESSIONAL DISTRICT		
Vote for not more than 1		
01 = August (O'Neill) Deuser	10,322	72.71
02 = Jimmy Lee Tillman, II	3,875	27.29

	01	02
0057 FRANKFORT PCT 001	321	86
0058 FRANKFORT PCT 002	248	81
0059 FRANKFORT PCT 003	219	61
0060 FRANKFORT PCT 004	187	60
0061 FRANKFORT PCT 005	302	93
0062 FRANKFORT PCT 006	172	67
0063 FRANKFORT PCT 007	179	75
0064 FRANKFORT PCT 008	189	78
0065 FRANKFORT PCT 009	203	85
0066 FRANKFORT PCT 010	172	48
0067 FRANKFORT PCT 011	281	119
0068 FRANKFORT PCT 012	216	70
0069 FRANKFORT PCT 013	188	75
0070 FRANKFORT PCT 014	162	63
0071 FRANKFORT PCT 015	168	73
0072 FRANKFORT PCT 016	199	84
0073 FRANKFORT PCT 017	366	88
0074 FRANKFORT PCT 018	270	74
0075 FRANKFORT PCT 019	168	74
0076 FRANKFORT PCT 020	221	95
0077 FRANKFORT PCT 021	221	68
0078 FRANKFORT PCT 022	234	71
0079 FRANKFORT PCT 023	210	73
0080 FRANKFORT PCT 024	166	75
0081 FRANKFORT PCT 025	238	94
0082 FRANKFORT PCT 026	236	78
0083 FRANKFORT PCT 027	209	63
0084 FRANKFORT PCT 028	251	79
0085 GREEN GARDEN PCT 001	257	110
0086 GREEN GARDEN PCT 002	289	124
0105 JACKSON PCT 001	143	69
0106 JACKSON PCT 002	208	88
0168 MANHATTAN PCT 001	167	78
0169 MANHATTAN PCT 002	212	97
0170 MANHATTAN PCT 003	263	120
0171 MANHATTAN PCT 004	185	82
0181 NEW LENOX PCT 002	81	32
0186 NEW LENOX PCT 007	331	119
0187 NEW LENOX PCT 008	272	85
0191 NEW LENOX PCT 012	157	94
0192 NEW LENOX PCT 013	202	82
0193 NEW LENOX PCT 014	265	105
0194 NEW LENOX PCT 015	235	67
0196 NEW LENOX PCT 017	212	88
0197 NEW LENOX PCT 018	162	71
0198 NEW LENOX PCT 019	212	82
0199 NEW LENOX PCT 020	273	132

Total Republican Ballots Cast for
 1st Congressional District
 17,627

REPRESENTATIVE IN CONGRESS 2ND CONGRESSIONAL DISTRICT

VOTES PERCENT

Vote for not more than 1

01 = John F. Morrow 5,116 100.00

 01

0006 CRETE PCT 001	125
0007 CRETE PCT 002	103
0008 CRETE PCT 003	151
0009 CRETE PCT 004	176
0010 CRETE PCT 005	126
0011 CRETE PCT 006	228
0012 CRETE PCT 007	152
0013 CRETE PCT 008	184
0014 CRETE PCT 009	217
0015 CRETE PCT 010	147
0016 CRETE PCT 011	243
0017 CRETE PCT 012	224
0172 MONEE PCT 001	98
0173 MONEE PCT 002	47
0174 MONEE PCT 003	210
0175 MONEE PCT 004	221
0176 MONEE PCT 005	4
0177 MONEE PCT 006	11
0178 MONEE PCT 007	9
0179 MONEE PCT 008	210
0200 PEOTONE PCT 001	426
0201 PEOTONE PCT 002	406
0262 WASHINGTON PCT 001	272
0263 WASHINGTON PCT 002	340
0264 WASHINGTON PCT 003	283
0296 WILL PCT 001	336
0300 WILTON PCT 001	167

Total Republican Ballots Cast for
 2nd Congressional District
 6,486

VOTES PERCENT

REPRESENTATIVE IN CONGRESS 3RD CONGRESSIONAL DISTRICT

Vote for not more than 1

01 = No Candidate Filed

02 = WRITE-IN

0
637 100.00

01 02

0050 DU PAGE PCT 032
0051 DU PAGE PCT 033
0053 DU PAGE PCT 035
0054 DU PAGE PCT 036
0055 DU PAGE PCT 037
0087 HOMER PCT 001
0088 HOMER PCT 002
0089 HOMER PCT 003
0090 HOMER PCT 004
0091 HOMER PCT 005
0092 HOMER PCT 006
0093 HOMER PCT 007
0094 HOMER PCT 008
0095 HOMER PCT 009
0096 HOMER PCT 010
0097 HOMER PCT 011
0098 HOMER PCT 012
0099 HOMER PCT 013
0100 HOMER PCT 014
0101 HOMER PCT 015
0102 HOMER PCT 016
0103 HOMER PCT 017
0104 HOMER PCT 018
0107 JOLIET PCT 001
0108 JOLIET PCT 002
0109 JOLIET PCT 003
0145 LOCKPORT PCT 002
0146 LOCKPORT PCT 003
0147 LOCKPORT PCT 004
0148 LOCKPORT PCT 005
0153 LOCKPORT PCT 010
0154 LOCKPORT PCT 011
0155 LOCKPORT PCT 012
0158 LOCKPORT PCT 015
0159 LOCKPORT PCT 016
0160 LOCKPORT PCT 017
0161 LOCKPORT PCT 018
0162 LOCKPORT PCT 019
0163 LOCKPORT PCT 020
0164 LOCKPORT PCT 021
0165 LOCKPORT PCT 022
0166 LOCKPORT PCT 023
0167 LOCKPORT PCT 024

0 8
0 1
0 2
0 21
0 23
0 22
0 21
0 16
0 30
0 22
0 19
0 23
0 20
0 11
0 32
0 9
0 23
0 9
0 22
0 17
0 27
0 23
0 29
0 8
0 4
0 7
0 13
0 16
0 10
0 12
0 18
0 12
0 20
0 11
0 11
0 14
0 15
0 14
0 0
0 7
0 7
0 5
0 3

Total Republican Ballots Cast for
3rd Congressional District
12,105

	VOTES	PERCENT		VOTES	PERCENT
REPRESENTATIVE IN CONGRESS 11TH CONGRESSIONAL DISTRICT					
Vote for not more than 1					
01 = Tonia Khouri	7,905	30.72			
02 = Herman B. White	6,683	25.97	03 = Nick Stella	11,145	43.31

	01	02	03
0019 DU PAGE PCT 001	139	96	75
0020 DU PAGE PCT 002	101	149	86
0021 DU PAGE PCT 003	133	135	83
0022 DU PAGE PCT 004	63	58	74
0023 DU PAGE PCT 005	41	53	77
0024 DU PAGE PCT 006	60	44	87
0025 DU PAGE PCT 007	118	138	88
0026 DU PAGE PCT 008	55	31	65
0027 DU PAGE PCT 009	54	44	63
0028 DU PAGE PCT 010	55	46	55
0029 DU PAGE PCT 011	47	37	55
0030 DU PAGE PCT 012	52	47	79
0031 DU PAGE PCT 013	39	35	53
0032 DU PAGE PCT 014	53	37	79
0033 DU PAGE PCT 015	56	35	64
0034 DU PAGE PCT 016	55	52	68
0035 DU PAGE PCT 017	47	38	67
0036 DU PAGE PCT 018	48	36	74
0037 DU PAGE PCT 019	36	29	66
0038 DU PAGE PCT 020	42	20	50
0039 DU PAGE PCT 021	47	52	63
0040 DU PAGE PCT 022	68	49	82
0041 DU PAGE PCT 023	54	49	72
0042 DU PAGE PCT 024	30	30	77
0043 DU PAGE PCT 025	47	31	75
0044 DU PAGE PCT 026	29	48	58
0045 DU PAGE PCT 027	37	40	46
0046 DU PAGE PCT 028	30	31	51
0047 DU PAGE PCT 029	69	40	73
0048 DU PAGE PCT 030	29	35	39
0049 DU PAGE PCT 031	44	34	75
0050 DU PAGE PCT 032	43	44	73
0051 DU PAGE PCT 033	37	30	76
0052 DU PAGE PCT 034	92	63	106
0054 DU PAGE PCT 036	0	0	1
0105 JACKSON PCT 001	29	24	41
0107 JOLIET PCT 001	0	1	3
0108 JOLIET PCT 002	0	0	2
0110 JOLIET PCT 004	51	42	75
0111 JOLIET PCT 005	5	4	8
0112 JOLIET PCT 006	3	6	0
0113 JOLIET PCT 007	7	12	15
0114 JOLIET PCT 008	41	38	59
0115 JOLIET PCT 009	29	18	37
0116 JOLIET PCT 010	60	48	81
0117 JOLIET PCT 011	30	26	61
0118 JOLIET PCT 012	24	28	41
0119 JOLIET PCT 013	7	15	2
0120 JOLIET PCT 014	5	8	17
0121 JOLIET PCT 015	26	32	41
0122 JOLIET PCT 016	17	20	24
0123 JOLIET PCT 017	73	49	108
0124 JOLIET PCT 018	91	61	112
0125 JOLIET PCT 019	39	38	74

Total Republican Ballots Cast for
11th Congressional District
30,218

	VOTES	PERCENT		VOTES	PERCENT
REPRESENTATIVE IN CONGRESS 11TH CONGRESSIONAL DISTRICT					
Vote for not more than 1					
01 = Tonia Khouri	7,905	30.72			
02 = Herman B. White	6,683	25.97	03 = Nick Stella	11,145	43.31

(CONTINUED FROM PREVIOUS PAGE)

	01	02	03
0126 JOLIET PCT 020	37	36	69
0127 JOLIET PCT 021	68	67	95
0128 JOLIET PCT 022	30	24	72
0129 JOLIET PCT 023	26	23	33
0130 JOLIET PCT 024	20	26	31
0131 JOLIET PCT 025	33	39	69
0132 JOLIET PCT 026	33	33	45
0133 JOLIET PCT 027	10	11	12
0134 JOLIET PCT 028	4	4	2
0135 JOLIET PCT 029	23	24	34
0136 JOLIET PCT 030	42	37	81
0137 JOLIET PCT 031	35	36	75
0138 JOLIET PCT 032	3	6	4
0139 JOLIET PCT 033	31	24	79
0140 JOLIET PCT 034	8	16	10
0141 JOLIET PCT 035	21	25	34
0142 JOLIET PCT 036	15	11	21
0143 JOLIET PCT 037	31	21	56
0144 LOCKPORT PCT 001	198	119	237
0149 LOCKPORT PCT 006	52	48	55
0150 LOCKPORT PCT 007	38	52	64
0151 LOCKPORT PCT 008	25	27	45
0152 LOCKPORT PCT 009	136	77	172
0156 LOCKPORT PCT 013	183	122	232
0157 LOCKPORT PCT 014	51	47	94
0163 LOCKPORT PCT 020	65	44	108
0180 NEW LENOX PCT 001	42	52	106
0181 NEW LENOX PCT 002	45	39	96
0182 NEW LENOX PCT 003	57	55	148
0183 NEW LENOX PCT 004	58	66	108
0184 NEW LENOX PCT 005	70	79	151
0185 NEW LENOX PCT 006	79	65	179
0188 NEW LENOX PCT 009	70	96	151
0189 NEW LENOX PCT 010	87	66	172
0190 NEW LENOX PCT 011	85	55	141
0195 NEW LENOX PCT 016	76	50	175
0197 NEW LENOX PCT 018	3	0	1
0205 PLAINFIELD PCT 004	29	27	29
0206 PLAINFIELD PCT 005	62	47	83
0207 PLAINFIELD PCT 006	59	45	84
0208 PLAINFIELD PCT 007	49	23	58
0211 PLAINFIELD PCT 010	39	50	53
0212 PLAINFIELD PCT 011	29	19	27
0213 PLAINFIELD PCT 012	43	31	63
0214 PLAINFIELD PCT 013	106	94	116
0215 PLAINFIELD PCT 014	81	97	114
0216 PLAINFIELD PCT 015	116	68	137
0217 PLAINFIELD PCT 016	73	76	129
0218 PLAINFIELD PCT 017	59	58	84
0219 PLAINFIELD PCT 018	47	58	98
0220 PLAINFIELD PCT 019	47	37	74
0221 PLAINFIELD PCT 020	102	67	146
0222 PLAINFIELD PCT 021	67	51	80
0223 PLAINFIELD PCT 022	129	106	145

	VOTES PERCENT			VOTES PERCENT	
REPRESENTATIVE IN CONGRESS 11TH CONGRESSIONAL DISTRICT					
Vote for not more than 1					
01 = Tonia Khouri	7,905	30.72			
02 = Herman B. White	6,683	25.97	03 = Nick Stella	11,145	43.31
(CONTINUED FROM PREVIOUS PAGE)	01	02	03		
0224 PLAINFIELD PCT 023	46	68	89		
0225 PLAINFIELD PCT 024	80	73	90		
0226 PLAINFIELD PCT 025	67	43	91		
0227 PLAINFIELD PCT 026	33	25	58		
0228 PLAINFIELD PCT 027	57	41	84		
0229 PLAINFIELD PCT 028	83	53	71		
0230 PLAINFIELD PCT 029	62	58	97		
0231 PLAINFIELD PCT 030	73	71	109		
0232 PLAINFIELD PCT 031	69	70	106		
0233 PLAINFIELD PCT 032	67	40	66		
0234 PLAINFIELD PCT 033	84	54	100		
0235 PLAINFIELD PCT 034	54	47	76		
0236 PLAINFIELD PCT 035	65	47	84		
0240 TROY PCT 001	65	62	106		
0241 TROY PCT 002	51	45	67		
0242 TROY PCT 003	68	72	101		
0243 TROY PCT 004	70	52	102		
0244 TROY PCT 005	54	53	99		
0245 TROY PCT 006	31	31	60		
0246 TROY PCT 007	107	67	88		
0247 TROY PCT 008	107	83	159		
0248 TROY PCT 009	86	50	111		
0249 TROY PCT 010	77	86	142		
0250 TROY PCT 011	172	103	130		
0251 TROY PCT 012	89	47	102		
0252 TROY PCT 013	4	5	14		
0253 TROY PCT 014	17	17	19		
0254 TROY PCT 015	61	50	105		
0255 TROY PCT 016	74	52	91		
0256 TROY PCT 017	15	21	30		
0257 TROY PCT 018	53	43	66		
0258 TROY PCT 019	33	34	57		
0269 WHEATLAND PCT 004	76	56	75		
0270 WHEATLAND PCT 005	129	86	150		
0284 WHEATLAND PCT 019	45	38	91		
0287 WHEATLAND PCT 022	50	49	72		
0291 WHEATLAND PCT 026	0	0	0		
0292 WHEATLAND PCT 027	17	9	34		

VOTES PERCENT

REPRESENTATIVE IN CONGRESS 14TH CONGRESSIONAL DISTRICT

Vote for not more than 1

01 = Randall M. "Randy" Hultgren 12,227 100.00

01

0202 PLAINFIELD PCT 001	293
0203 PLAINFIELD PCT 002	274
0204 PLAINFIELD PCT 003	297
0209 PLAINFIELD PCT 008	264
0210 PLAINFIELD PCT 009	318
0211 PLAINFIELD PCT 010	141
0214 PLAINFIELD PCT 013	59
0252 TROY PCT 013	429
0253 TROY PCT 014	261
0254 TROY PCT 015	69
0256 TROY PCT 017	236
0259 TROY PCT 020	296
0260 TROY PCT 021	270
0261 TROY PCT 022	177
0266 WHEATLAND PCT 001	1164
0267 WHEATLAND PCT 002	413
0268 WHEATLAND PCT 003	336
0271 WHEATLAND PCT 006	299
0272 WHEATLAND PCT 007	311
0273 WHEATLAND PCT 008	311
0274 WHEATLAND PCT 009	342
0275 WHEATLAND PCT 010	284
0276 WHEATLAND PCT 011	253
0277 WHEATLAND PCT 012	236
0278 WHEATLAND PCT 013	249
0279 WHEATLAND PCT 014	332
0280 WHEATLAND PCT 015	218
0281 WHEATLAND PCT 016	344
0282 WHEATLAND PCT 017	312
0283 WHEATLAND PCT 018	349
0285 WHEATLAND PCT 020	295
0286 WHEATLAND PCT 021	248
0287 WHEATLAND PCT 022	0
0288 WHEATLAND PCT 023	231
0289 WHEATLAND PCT 024	266
0290 WHEATLAND PCT 025	318
0291 WHEATLAND PCT 026	482
0292 WHEATLAND PCT 027	129
0293 WHEATLAND PCT 028	391
0294 WHEATLAND PCT 029	374
0295 WHEATLAND PCT 030	356

Total Republican Ballots Cast for
14th Congressional District
13,732

**City of Aurora results have been
added to WHEATLAND PCT 001**

**For City of Aurora's precinct
breakdown – refer to that
section of this book**

	VOTES	PERCENT
REPRESENTATIVE IN CONGRESS 16TH CONGRESSIONAL DISTRICT		
Vote for not more than 1		
01 = Adam Kinzinger	3,540	98.09
02 = WRITE-IN	69	1.91

	01	02
0001 CHANNAHON PCT 001	333	4
0002 CHANNAHON PCT 002	378	6
0003 CHANNAHON PCT 003	268	13
0004 CHANNAHON PCT 004	326	4
0005 CHANNAHON PCT 005	263	5
0018 CUSTER PCT 001	217	3
0056 FLORENCE PCT 001	123	0
0237 REED PCT 001	253	9
0238 REED PCT 002	255	4
0239 REED PCT 003	230	4
0265 WESLEY PCT 001	247	4
0297 WILMINGTON PCT 001	188	3
0298 WILMINGTON PCT 002	226	6
0299 WILMINGTON PCT 003	233	4

Total Republican Ballots Cast for
16th Congressional District
4,301

		VOTES	PERCENT			VOTES	PERCENT
DELEGATE - NATIONAL NOMINATING CONV							
1ST CONGRESSIONAL DISTRICT							
Vote for not more than 3							
01 = Robert Russell Kijak		243	.54	09 = Karen Ann Hayes		3,899	8.71
02 = Jean Wayner		245	.55	10 = Audrey A. Tancos		3,505	7.83
03 = Antonio Alonso		6,191	13.84	11 = Gina M. Danaher		3,536	7.90
04 = Michael Burke		6,946	15.53	12 = Joann Kelly		181	.40
05 = Christopher Hilliard		6,374	14.25	13 = Norman Stanley		79	.18
06 = Kirstie Ann Brenson		282	.63	14 = Mary P. Geringer		108	.24
07 = Jeffrey S. Arseneau		224	.50	15 = Shaun Colin Murphy		2,570	5.74
08 = Patrick E. Rea		233	.52	16 = Matthew T. Murphy		2,760	6.17

	01	02	03	04	05	06	07	08	09	10	11	12	13	14	15	16
0057 FRANKFORT PCT 001	8	11	166	184	180	7	11	12	126	107	106	5	1	4	57	61
0058 FRANKFORT PCT 002	6	8	139	152	146	6	3	6	85	77	81	6	5	5	77	85
0059 FRANKFORT PCT 003	7	3	96	112	101	5	2	14	84	77	73	6	2	1	74	81
0060 FRANKFORT PCT 004	5	3	106	117	107	3	5	8	66	58	62	3	5	2	39	43
0061 FRANKFORT PCT 005	8	10	151	155	151	6	3	9	125	114	108	7	3	5	57	62
0062 FRANKFORT PCT 006	1	2	99	112	105	4	2	6	60	57	65	3	1	0	42	44
0063 FRANKFORT PCT 007	6	3	111	125	111	3	1	3	72	66	67	3	0	2	47	53
0064 FRANKFORT PCT 008	2	5	120	143	125	5	3	5	70	58	55	5	2	5	48	47
0065 FRANKFORT PCT 009	7	9	147	164	157	3	7	7	54	46	47	9	1	1	55	61
0066 FRANKFORT PCT 010	2	1	119	134	116	5	1	2	57	52	53	4	4	3	31	35
0067 FRANKFORT PCT 011	6	7	183	198	195	12	8	4	93	82	79	3	2	1	92	102
0068 FRANKFORT PCT 012	7	4	124	148	132	7	4	4	82	65	69	2	1	1	52	57
0069 FRANKFORT PCT 013	3	3	94	113	98	5	2	6	86	78	78	3	2	1	47	54
0070 FRANKFORT PCT 014	4	5	105	119	111	4	1	4	70	63	74	7	0	2	37	36
0071 FRANKFORT PCT 015	7	5	97	116	95	6	1	3	81	72	78	2	3	1	34	35
0072 FRANKFORT PCT 016	3	3	100	112	101	5	7	4	73	74	77	3	0	0	67	66
0073 FRANKFORT PCT 017	7	7	184	202	177	9	10	10	122	114	114	2	1	5	109	119
0074 FRANKFORT PCT 018	7	5	129	144	133	9	9	7	102	88	88	4	3	4	93	98
0075 FRANKFORT PCT 019	5	9	85	106	90	2	1	4	82	75	79	5	2	3	32	34
0076 FRANKFORT PCT 020	8	9	129	151	137	11	11	9	91	79	81	6	1	2	44	52
0077 FRANKFORT PCT 021	2	3	117	129	116	5	4	3	92	82	80	3	1	6	60	66
0078 FRANKFORT PCT 022	8	5	142	164	144	7	13	4	69	58	59	1	2	0	64	61
0079 FRANKFORT PCT 023	2	4	124	136	129	4	8	5	69	63	65	2	2	1	77	78
0080 FRANKFORT PCT 024	6	2	83	107	88	5	8	5	58	51	50	1	1	1	56	60
0081 FRANKFORT PCT 025	5	5	123	131	121	9	7	5	87	73	73	3	2	3	103	105
0082 FRANKFORT PCT 026	4	5	130	141	131	7	11	4	79	78	74	4	1	2	84	95
0083 FRANKFORT PCT 027	1	3	120	132	131	4	2	2	76	62	61	2	0	1	50	50
0084 FRANKFORT PCT 028	12	8	149	160	149	10	5	6	102	95	93	7	0	2	54	60
0085 GREEN GARDEN PCT 001	6	8	176	192	179	2	3	2	117	109	108	4	4	3	58	58
0086 GREEN GARDEN PCT 002	11	9	183	216	192	10	7	3	136	125	125	0	2	3	54	59
0105 JACKSON PCT 001	3	1	103	114	108	5	5	4	71	64	62	1	2	0	21	20
0106 JACKSON PCT 002	9	6	145	154	145	8	4	6	84	75	75	4	2	4	34	42
0168 MANHATTAN PCT 001	3	8	100	120	105	14	5	2	64	58	60	6	3	4	39	43
0169 MANHATTAN PCT 002	4	9	127	151	141	7	7	6	81	74	69	1	1	0	49	54
0170 MANHATTAN PCT 003	9	5	191	213	199	8	3	2	93	89	89	6	1	3	71	77
0171 MANHATTAN PCT 004	1	3	125	145	130	6	5	3	79	68	70	6	3	3	29	30
0181 NEW LENOX PCT 002	1	0	46	51	54	2	2	1	28	24	26	0	0	0	24	23
0186 NEW LENOX PCT 007	12	6	257	269	250	8	8	5	94	95	94	4	0	0	54	60
0187 NEW LENOX PCT 008	2	4	164	175	163	7	3	4	87	85	83	4	3	9	73	80
0191 NEW LENOX PCT 012	6	4	117	129	121	1	2	4	75	70	73	2	1	4	29	34
0192 NEW LENOX PCT 013	2	4	104	114	98	5	2	7	88	81	79	3	2	2	58	64
0193 NEW LENOX PCT 014	7	3	163	195	174	5	5	6	93	78	81	4	1	2	56	65
0194 NEW LENOX PCT 015	3	5	150	162	150	2	2	3	76	69	70	4	2	0	41	42
0196 NEW LENOX PCT 017	3	7	122	131	128	5	4	5	96	82	84	4	1	2	50	51
0197 NEW LENOX PCT 018	0	6	112	132	116	6	2	0	50	44	47	2	0	2	36	39
0198 NEW LENOX PCT 019	5	5	126	150	134	7	1	5	71	65	61	10	1	1	60	60
0199 NEW LENOX PCT 020	7	5	208	226	210	6	4	4	103	86	91	5	2	2	52	59

	VOTES				PERCENT			VOTES				PERCENT		
DELEGATE - NATIONAL NOMINATING CONV														
1ST CONGRESSIONAL DISTRICT														
Vote for not more than 3														
01 = Kevin Suggs	2,435				5.44									
02 = Darneil B. Macklin	193				.43			05 = Margo McDermed	1,682				3.76	
03 = Michael J. Uremovich	293				.65			06 = Corey Brooks	1,208				2.70	
04 = Symeon Brown	106				.24			07 = Raymond Tumineello	1,446				3.23	
	01	02	03	04	05	06	07							
0057 FRANKFORT PCT 001	48	5	8	5	68	34	44							
0058 FRANKFORT PCT 002	79	2	3	2	41	31	34							
0059 FRANKFORT PCT 003	73	1	2	1	39	28	30							
0060 FRANKFORT PCT 004	36	5	2	1	33	23	27							
0061 FRANKFORT PCT 005	58	4	11	3	58	36	40							
0062 FRANKFORT PCT 006	42	4	6	2	33	17	25							
0063 FRANKFORT PCT 007	47	1	5	3	22	15	20							
0064 FRANKFORT PCT 008	41	3	6	0	23	15	13							
0065 FRANKFORT PCT 009	51	3	5	1	43	32	34							
0066 FRANKFORT PCT 010	32	0	1	2	15	13	14							
0067 FRANKFORT PCT 011	87	5	7	1	53	40	47							
0068 FRANKFORT PCT 012	55	3	3	2	44	21	25							
0069 FRANKFORT PCT 013	45	4	6	3	35	25	28							
0070 FRANKFORT PCT 014	30	3	2	1	23	14	18							
0071 FRANKFORT PCT 015	30	4	3	5	24	23	21							
0072 FRANKFORT PCT 016	61	4	5	1	45	36	39							
0073 FRANKFORT PCT 017	103	5	6	5	62	40	48							
0074 FRANKFORT PCT 018	94	7	8	3	44	34	29							
0075 FRANKFORT PCT 019	29	5	6	2	24	15	23							
0076 FRANKFORT PCT 020	46	6	6	2	29	19	22							
0077 FRANKFORT PCT 021	61	3	7	2	34	22	18							
0078 FRANKFORT PCT 022	54	5	7	0	38	26	25							
0079 FRANKFORT PCT 023	65	1	5	3	46	28	25							
0080 FRANKFORT PCT 024	51	4	6	4	26	18	16							
0081 FRANKFORT PCT 025	87	10	7	3	36	33	29							
0082 FRANKFORT PCT 026	87	4	3	1	44	33	34							
0083 FRANKFORT PCT 027	46	3	5	0	37	32	29							
0084 FRANKFORT PCT 028	57	2	5	2	27	19	16							
0085 GREEN GARDEN PCT 001	51	9	6	1	24	22	24							
0086 GREEN GARDEN PCT 002	51	11	13	4	33	39	34							
0105 JACKSON PCT 001	18	3	5	5	13	11	13							
0106 JACKSON PCT 002	33	5	13	4	21	20	14							
0168 MANHATTAN PCT 001	40	3	7	2	17	19	18							
0169 MANHATTAN PCT 002	46	4	5	2	29	31	34							
0170 MANHATTAN PCT 003	65	5	12	1	23	14	17							
0171 MANHATTAN PCT 004	27	8	14	5	22	18	17							
0181 NEW LENOX PCT 002	21	2	6	0	17	11	13							
0186 NEW LENOX PCT 007	48	6	5	2	44	34	46							
0187 NEW LENOX PCT 008	71	2	10	0	50	35	44							
0191 NEW LENOX PCT 012	27	6	7	6	36	24	43							
0192 NEW LENOX PCT 013	55	4	5	4	47	31	47							
0193 NEW LENOX PCT 014	60	5	6	2	58	41	56							
0194 NEW LENOX PCT 015	40	2	3	0	47	31	46							
0196 NEW LENOX PCT 017	48	3	9	3	40	27	43							
0197 NEW LENOX PCT 018	32	3	4	2	26	21	46							
0198 NEW LENOX PCT 019	53	1	8	2	42	28	56							
0199 NEW LENOX PCT 020	54	5	9	1	47	29	62							

DELEGATE - NATIONAL NOMINATING CONV
 2ND CONGRESSIONAL DISTRICT

Vote for not more than 3

	VOTES	PERCENT		VOTES	PERCENT
01 = Jamie Boyd	130	.79	09 = Lance L. Davis	1,439	8.78
02 = Michael Bossert	98	.60	10 = Taneequa Tolbert	2,003	12.22
03 = Jeff Keast	83	.51	11 = Rita Gaus	2,299	14.03
04 = Pleas Honeywood	31	.19	12 = James Devors	2,348	14.32
05 = Jeffrey Schimke	84	.51	13 = Douglas Hoekstra	154	.94
06 = Karen W. Sommerfield	116	.71	14 = Charon Bryson	27	.16
07 = David E. Smith	1,536	9.37	15 = Quintin Barton	22	.13
08 = Michael P. Hildebrand	1,567	9.56	16 = Judy A. Diekelman	825	5.03

	01	02	03	04	05	06	07	08	09	10	11	12	13	14	15	16
0006 CRETE PCT 001	3	1	0	1	2	5	44	43	41	48	52	56	3	1	0	16
0007 CRETE PCT 002	5	3	2	0	3	2	44	42	43	35	44	42	2	2	1	9
0008 CRETE PCT 003	3	4	1	1	6	5	48	42	44	74	86	82	6	1	1	18
0009 CRETE PCT 004	3	3	3	3	5	6	60	58	64	68	75	77	7	0	1	29
0010 CRETE PCT 005	1	2	1	0	1	2	31	36	30	40	50	48	7	0	0	37
0011 CRETE PCT 006	2	2	4	2	2	1	82	82	77	89	96	99	8	2	1	46
0012 CRETE PCT 007	3	2	0	2	3	5	35	36	36	66	78	79	4	1	2	33
0013 CRETE PCT 008	3	4	4	2	2	4	67	65	63	64	82	77	12	3	1	31
0014 CRETE PCT 009	4	1	2	1	4	4	75	77	67	73	79	88	6	0	0	38
0015 CRETE PCT 010	1	2	2	2	5	7	41	41	45	78	87	87	1	0	1	16
0016 CRETE PCT 011	6	5	4	1	4	8	89	88	81	82	94	97	8	0	0	39
0017 CRETE PCT 012	6	5	4	2	7	4	58	60	58	89	106	104	10	0	0	47
0172 MONEE PCT 001	2	2	1	1	2	4	21	20	20	41	49	55	5	0	0	19
0173 MONEE PCT 002	1	1	2	0	0	1	9	10	9	16	19	20	1	0	0	12
0174 MONEE PCT 003	2	2	1	4	6	4	50	50	48	98	105	113	3	4	1	26
0175 MONEE PCT 004	7	3	5	1	4	3	64	60	56	92	110	104	7	2	3	27
0176 MONEE PCT 005	0	0	0	0	0	0	3	1	3	0	0	0	0	0	0	0
0177 MONEE PCT 006	0	0	0	0	0	0	3	3	2	6	7	7	0	0	0	1
0178 MONEE PCT 007	0	0	1	0	0	0	2	2	3	3	4	3	0	0	0	1
0179 MONEE PCT 008	3	2	1	2	2	6	53	55	53	107	120	118	3	0	0	24
0200 PEOTONE PCT 001	17	14	11	1	2	5	138	148	131	141	159	161	12	0	2	71
0201 PEOTONE PCT 002	17	15	7	1	5	10	106	120	96	142	164	175	13	2	4	58
0262 WASHINGTON PCT 001	9	4	4	2	4	8	68	78	61	109	131	135	5	2	0	52
0263 WASHINGTON PCT 002	9	3	4	0	5	7	111	114	99	138	154	163	12	1	0	52
0264 WASHINGTON PCT 003	9	6	9	0	5	6	75	81	70	107	117	125	10	2	0	51
0296 WILL PCT 001	10	9	5	2	3	7	106	103	90	123	142	151	6	1	3	42
0300 WILTON PCT 001	4	3	5	0	2	2	53	52	49	74	89	82	3	3	1	30

	VOTES PERCENT					VOTES PERCENT				
DELEGATE - NATIONAL NOMINATING CONV										
2ND CONGRESSIONAL DISTRICT										
Vote for not more than 3										
01 = Jayne L. Raef	719	4.39	06 = Jay Farquhar	443	2.70					
02 = Joseph W. Burgess	833	5.08	07 = Judy Ogalla	725	4.42					
03 = George L. Pearson	172	1.05	08 = Kurt Diekelman	405	2.47					
04 = Dezaree Oliver-Pearson	78	.48	09 = Anthony Raczek	105	.64					
05 = Ceasar I. Leflore	80	.49	10 = Pedro Solis	70	.43					
	01	02	03	04	05	06	07	08	09	10
0006 CRETE PCT 001	17	18	4	3	3	11	13	8	4	3
0007 CRETE PCT 002	8	9	2	4	2	6	10	6	6	5
0008 CRETE PCT 003	15	14	4	3	2	9	11	8	1	3
0009 CRETE PCT 004	28	29	2	0	1	15	18	15	3	2
0010 CRETE PCT 005	34	37	3	2	1	13	15	17	3	2
0011 CRETE PCT 006	43	48	5	3	2	21	21	20	2	0
0012 CRETE PCT 007	29	30	8	3	4	10	10	11	1	3
0013 CRETE PCT 008	24	32	6	3	4	14	20	12	2	1
0014 CRETE PCT 009	39	39	10	3	4	18	23	17	6	6
0015 CRETE PCT 010	10	11	3	1	1	12	13	6	2	2
0016 CRETE PCT 011	30	35	6	3	2	20	21	19	5	2
0017 CRETE PCT 012	42	48	6	4	3	15	18	19	6	5
0172 MONEE PCT 001	14	16	0	2	0	9	13	9	4	2
0173 MONEE PCT 002	13	15	0	0	0	5	7	7	1	1
0174 MONEE PCT 003	17	23	11	5	4	25	19	11	13	3
0175 MONEE PCT 004	25	25	11	5	6	41	33	24	4	3
0176 MONEE PCT 005	0	0	1	1	0	0	0	0	0	0
0177 MONEE PCT 006	0	0	0	1	0	0	0	0	0	0
0178 MONEE PCT 007	0	1	1	1	1	3	2	1	1	0
0179 MONEE PCT 008	26	23	9	6	5	17	24	5	3	1
0200 PEOTONE PCT 001	58	65	13	6	8	34	96	33	6	3
0201 PEOTONE PCT 002	52	57	10	3	3	39	94	42	8	5
0262 WASHINGTON PCT 001	44	67	6	3	2	35	52	36	3	2
0263 WASHINGTON PCT 002	46	57	15	5	11	20	38	26	4	1
0264 WASHINGTON PCT 003	41	67	9	2	6	17	48	18	8	5
0296 WILL PCT 001	39	42	15	4	5	22	79	21	5	6
0300 WILTON PCT 001	25	25	12	2	0	12	27	14	4	4

	VOTES					PERCENT					VOTES					PERCENT				
DELEGATE - NATIONAL NOMINATING CONV																				
3RD CONGRESSIONAL DISTRICT																				
Vote for not more than 3																				
01 = Stephen J. Balich	2,813					9.33											09 = Bob Anderson	4,522	14.99	
02 = Jerry Randick	2,214					7.34											10 = Colleen Grant Schumann	118	.39	
03 = Nancy Ann Powell-Hayes	2,183					7.24											11 = Scott McPherson	126	.42	
04 = Thomas Beller	117					.39											12 = Ian Brenson	54	.18	
05 = Patrick Hackett	114					.38											13 = Salvador "Tony" Godinez	47	.16	
06 = Kathryn Meyer	182					.60											14 = Sharon Kubasak	88	.29	
07 = John Lynch	4,926					16.33											15 = Deborah "Debbie" Burzinski	124	.41	
08 = Cynthia Schaffer	4,691					15.55											16 = Christine Radogno	1,885	6.25	

	01	02	03	04	05	06	07	08	09	10	11	12	13	14	15	16				
0050 DU PAGE PCT 032	22	20	24	1	1	3	36	34	34	1	1	1	0	0	0	18				
0051 DU PAGE PCT 033	5	4	4	0	0	1	23	23	22	1	0	0	0	2	2	11				
0053 DU PAGE PCT 035	9	8	7	2	1	3	22	19	18	0	0	0	0	0	0	8				
0054 DU PAGE PCT 036	67	67	68	0	4	3	116	107	105	0	0	0	0	2	3	25				
0055 DU PAGE PCT 037	68	67	65	5	5	6	91	89	79	3	4	4	1	1	3	15				
0087 HOMER PCT 001	95	72	77	5	3	6	142	145	130	4	4	2	3	1	1	31				
0088 HOMER PCT 002	92	69	66	4	6	5	212	197	184	2	6	0	0	2	5	87				
0089 HOMER PCT 003	87	73	68	6	4	6	124	123	119	2	3	1	1	2	3	70				
0090 HOMER PCT 004	133	96	87	5	4	3	194	187	186	2	5	2	1	6	6	113				
0091 HOMER PCT 005	107	59	61	2	2	6	143	135	132	8	6	4	1	3	3	85				
0092 HOMER PCT 006	111	62	56	3	0	10	164	167	155	4	5	1	5	3	5	59				
0093 HOMER PCT 007	95	64	64	2	3	7	171	159	147	2	4	2	0	4	1	92				
0094 HOMER PCT 008	79	61	55	4	4	6	162	148	144	2	2	1	2	3	1	68				
0095 HOMER PCT 009	81	51	49	6	2	5	118	119	105	2	0	0	0	3	3	61				
0096 HOMER PCT 010	86	62	60	5	2	8	141	140	129	4	3	2	4	4	5	83				
0097 HOMER PCT 011	88	58	59	5	2	4	160	153	145	4	2	3	1	3	6	58				
0098 HOMER PCT 012	114	80	77	2	1	5	177	170	168	5	5	1	1	4	3	98				
0099 HOMER PCT 013	81	62	55	3	2	4	150	145	136	3	5	3	1	1	1	40				
0100 HOMER PCT 014	126	94	91	7	10	10	216	190	189	5	5	1	2	4	9	67				
0101 HOMER PCT 015	84	67	74	1	1	4	166	149	149	3	3	2	3	2	2	67				
0102 HOMER PCT 016	75	50	52	3	5	4	148	142	138	3	4	2	3	3	2	54				
0103 HOMER PCT 017	142	85	95	1	6	7	240	242	222	1	3	0	0	4	4	103				
0104 HOMER PCT 018	78	74	75	1	3	2	155	145	143	5	4	2	2	2	3	58				
0107 JOLIET PCT 001	32	31	32	1	0	0	41	39	39	0	0	0	0	0	0	13				
0108 JOLIET PCT 002	30	33	27	4	2	2	64	55	51	3	3	1	0	0	1	23				
0109 JOLIET PCT 003	29	26	23	2	2	3	58	56	57	1	3	2	0	0	1	12				
0145 LOCKPORT PCT 002	52	53	54	2	6	5	82	78	79	2	1	1	3	1	4	31				
0146 LOCKPORT PCT 003	43	43	48	1	2	2	61	60	54	1	3	1	0	3	2	14				
0147 LOCKPORT PCT 004	33	29	27	3	5	4	78	71	69	1	1	0	0	1	4	12				
0148 LOCKPORT PCT 005	57	45	44	3	0	7	146	135	133	3	5	1	1	2	6	28				
0153 LOCKPORT PCT 010	57	43	44	1	2	2	113	110	107	3	2	0	0	1	4	48				
0154 LOCKPORT PCT 011	68	61	60	0	0	2	107	105	103	2	5	2	1	2	3	41				
0155 LOCKPORT PCT 012	57	53	52	3	1	6	120	123	111	2	3	0	1	3	2	30				
0158 LOCKPORT PCT 015	27	23	21	1	3	3	62	57	52	2	1	0	2	1	0	15				
0159 LOCKPORT PCT 016	57	50	54	3	2	3	110	102	104	4	5	0	1	2	5	45				
0160 LOCKPORT PCT 017	94	85	90	7	4	4	126	117	124	6	4	1	1	4	5	65				
0161 LOCKPORT PCT 018	71	68	59	3	3	5	132	124	118	6	4	2	1	2	4	41				
0162 LOCKPORT PCT 019	68	63	57	6	5	7	132	115	124	4	2	2	2	4	3	41				
0163 LOCKPORT PCT 020	1	1	1	0	0	0	0	0	0	0	0	0	0	0	0	0				
0164 LOCKPORT PCT 021	40	35	36	0	3	0	63	61	63	4	4	3	1	1	4	25				
0165 LOCKPORT PCT 022	39	37	38	2	1	1	65	70	70	2	2	1	0	0	3	15				
0166 LOCKPORT PCT 023	27	24	22	1	2	6	83	77	75	5	3	2	1	2	2	12				
0167 LOCKPORT PCT 024	6	6	5	1	0	2	12	8	10	1	1	1	1	0	0	3				

	VOTES					PERCENT					VOTES					PERCENT				
DELEGATE - NATIONAL NOMINATING CONV																				
3RD CONGRESSIONAL DISTRICT																				
Vote for not more than 3																				
01 = Sean M. Morrison	1,452	4.81	06 = Mark S. Zajac	181	.60															
02 = Elizabeth Ann Gorman	1,503	4.98	07 = Barbara F. Hoffman	152	.50															
03 = John Pappas	214	.71	08 = Herb Schumann	623	2.07															
04 = Dan Mitchell	74	.25	09 = Michael Lapidus	645	2.14															
05 = Harry W. Oryhon	115	.38	10 = George Yukich	995	3.30															

	01	02	03	04	05	06	07	08	09	10
0050 DU PAGE PCT 032	17	15	3	1	1	1	1	9	8	8
0051 DU PAGE PCT 033	9	8	1	0	2	3	1	3	2	3
0053 DU PAGE PCT 035	6	7	0	1	1	0	1	10	8	9
0054 DU PAGE PCT 036	25	26	8	4	3	7	6	18	23	21
0055 DU PAGE PCT 037	10	15	4	1	3	3	2	14	8	13
0087 HOMER PCT 001	25	25	4	1	2	4	3	17	18	22
0088 HOMER PCT 002	59	56	7	3	3	4	8	20	23	46
0089 HOMER PCT 003	52	52	4	3	3	4	4	14	13	27
0090 HOMER PCT 004	70	77	6	2	7	6	1	28	30	55
0091 HOMER PCT 005	55	60	9	1	2	9	5	14	18	49
0092 HOMER PCT 006	40	44	12	1	4	5	2	23	21	43
0093 HOMER PCT 007	57	60	3	0	1	2	4	18	16	44
0094 HOMER PCT 008	51	60	3	0	2	5	5	16	13	37
0095 HOMER PCT 009	42	46	1	1	6	4	4	14	11	35
0096 HOMER PCT 010	51	59	9	5	3	4	5	21	25	37
0097 HOMER PCT 011	35	34	3	2	0	8	4	19	25	46
0098 HOMER PCT 012	76	82	13	5	8	9	6	13	15	42
0099 HOMER PCT 013	31	38	6	0	1	9	3	18	20	25
0100 HOMER PCT 014	52	54	8	3	4	4	6	28	23	46
0101 HOMER PCT 015	52	60	5	0	1	2	3	20	24	26
0102 HOMER PCT 016	39	36	5	2	7	4	6	14	15	30
0103 HOMER PCT 017	77	76	4	1	2	10	6	18	20	56
0104 HOMER PCT 018	54	50	4	1	3	4	1	25	26	34
0107 JOLIET PCT 001	12	12	2	0	0	2	1	8	9	7
0108 JOLIET PCT 002	25	21	2	3	2	3	4	10	11	10
0109 JOLIET PCT 003	14	14	1	1	0	1	0	9	10	8
0145 LOCKPORT PCT 002	31	28	8	5	5	6	5	18	12	15
0146 LOCKPORT PCT 003	13	13	2	2	1	1	0	9	9	8
0147 LOCKPORT PCT 004	7	10	3	1	2	2	0	12	12	12
0148 LOCKPORT PCT 005	24	25	5	1	2	6	4	11	13	15
0153 LOCKPORT PCT 010	39	43	7	3	2	3	0	19	21	21
0154 LOCKPORT PCT 011	34	33	9	4	5	5	6	12	14	12
0155 LOCKPORT PCT 012	26	25	5	3	0	2	3	14	15	19
0158 LOCKPORT PCT 015	10	11	6	1	1	1	1	9	11	13
0159 LOCKPORT PCT 016	43	45	9	4	5	7	9	21	20	18
0160 LOCKPORT PCT 017	61	58	8	1	4	5	6	20	21	18
0161 LOCKPORT PCT 018	41	36	9	2	2	5	4	14	14	16
0162 LOCKPORT PCT 019	35	37	4	2	4	6	5	16	16	15
0163 LOCKPORT PCT 020	0	0	0	0	0	0	0	0	0	0
0164 LOCKPORT PCT 021	25	23	4	2	3	6	7	13	15	18
0165 LOCKPORT PCT 022	16	15	3	0	3	5	5	6	6	4
0166 LOCKPORT PCT 023	9	11	4	1	4	3	3	6	9	9
0167 LOCKPORT PCT 024	2	3	1	0	1	1	2	2	2	3

				VOTES	PERCENT					VOTES	PERCENT	
DELEGATE - NATIONAL NOMINATING CONV												
11TH CONGRESSIONAL DISTRICT												
Vote for not more than 3												
01 = Yvonne L. Bolton				6,644	8.66	09 = Laura Kochan					10,421	13.59
02 = Steven J. Orlando				6,718	8.76	10 = Robert J. Schillerstrom					394	.51
03 = James Norris				6,759	8.81	11 = Jay Bergman					409	.53
04 = Annette Kallevik				316	.41	12 = Roger C. Claar					982	1.28
05 = Marlene Diedrick				383	.50	13 = Christian Smith					337	.44
06 = George Diedrick				301	.39	14 = Jeff Clark					188	.25
07 = Jack McInerney				10,662	13.90	15 = Paul Santucci					237	.31
08 = Anthony Anderson				10,353	13.50	16 = Candidate Withdrew					0	

													01	02	03	04	05	06	07	08	09	10	11	12	13	14	15	16
0019 DU PAGE PCT 001	78	80	89	2	1	1	112	108	110	11	3	5	2	0	3	0												
0020 DU PAGE PCT 002	67	70	74	3	1	2	101	102	99	17	6	6	3	2	3	0												
0021 DU PAGE PCT 003	74	77	76	1	3	2	104	100	100	8	3	3	3	1	4	0												
0022 DU PAGE PCT 004	52	50	53	3	5	5	56	50	52	3	3	21	4	0	0	0												
0023 DU PAGE PCT 005	53	53	58	1	4	1	60	64	63	1	2	18	4	2	2	0												
0024 DU PAGE PCT 006	48	52	58	0	2	1	78	70	72	3	0	23	1	1	0	0												
0025 DU PAGE PCT 007	96	98	89	4	1	1	93	91	88	5	1	3	5	3	4	0												
0026 DU PAGE PCT 008	55	53	55	1	2	2	45	45	46	1	3	19	4	1	3	0												
0027 DU PAGE PCT 009	42	48	49	1	0	2	62	55	57	2	4	20	0	2	1	0												
0028 DU PAGE PCT 010	46	48	49	3	1	2	47	45	43	0	1	11	2	1	2	0												
0029 DU PAGE PCT 011	54	56	52	3	2	0	35	37	38	0	1	11	2	0	0	0												
0030 DU PAGE PCT 012	59	63	68	3	4	2	48	43	44	1	1	22	3	2	1	0												
0031 DU PAGE PCT 013	37	39	41	4	5	2	48	42	45	3	0	13	3	1	1	0												
0032 DU PAGE PCT 014	48	44	41	2	2	2	54	57	55	4	3	19	1	1	3	0												
0033 DU PAGE PCT 015	38	39	38	0	4	0	56	51	50	3	0	20	3	3	1	0												
0034 DU PAGE PCT 016	45	44	39	0	2	1	64	64	62	2	2	16	5	0	0	0												
0035 DU PAGE PCT 017	41	34	38	2	3	1	42	46	45	1	1	15	2	0	1	0												
0036 DU PAGE PCT 018	43	43	45	1	3	2	63	62	63	2	0	22	6	1	1	0												
0037 DU PAGE PCT 019	48	44	47	3	2	5	43	40	42	3	1	17	4	0	0	0												
0038 DU PAGE PCT 020	24	25	24	0	0	2	46	46	48	5	5	17	3	0	0	0												
0039 DU PAGE PCT 021	44	54	47	4	4	1	58	52	57	3	6	24	5	1	2	0												
0040 DU PAGE PCT 022	59	54	54	2	4	1	92	92	97	1	2	17	5	4	2	0												
0041 DU PAGE PCT 023	43	43	42	0	2	2	57	60	61	3	4	17	1	1	3	0												
0042 DU PAGE PCT 024	38	41	39	5	2	1	44	45	44	2	3	18	0	2	2	0												
0043 DU PAGE PCT 025	53	53	56	1	2	3	45	42	40	1	1	31	2	0	1	0												
0044 DU PAGE PCT 026	40	41	39	1	1	1	43	45	47	3	0	14	2	0	0	0												
0045 DU PAGE PCT 027	31	30	29	2	0	1	46	44	45	1	1	20	3	0	0	0												
0046 DU PAGE PCT 028	25	23	29	2	2	1	45	42	42	1	3	15	2	0	0	0												
0047 DU PAGE PCT 029	52	49	47	2	3	0	69	68	64	2	1	13	1	1	1	0												
0048 DU PAGE PCT 030	33	38	35	0	0	0	25	29	26	1	3	9	0	0	0	0												
0049 DU PAGE PCT 031	48	45	46	1	1	2	40	41	39	1	1	29	8	0	0	0												
0050 DU PAGE PCT 032	46	47	49	2	4	5	71	65	66	2	5	8	1	1	1	0												
0051 DU PAGE PCT 033	32	32	32	0	1	1	64	62	62	5	5	7	3	0	0	0												
0052 DU PAGE PCT 034	71	71	64	6	6	4	95	90	90	6	2	6	3	1	6	0												
0054 DU PAGE PCT 036	0	0	1	0	0	0	0	0	0	0	0	1	0	0	0	0												
0105 JACKSON PCT 001	29	30	35	2	0	1	40	35	41	0	1	3	0	0	0	0												
0107 JOLIET PCT 001	1	1	1	0	1	1	1	1	1	0	0	0	0	0	0	0												
0108 JOLIET PCT 002	2	2	2	0	0	0	0	0	0	0	0	0	0	0	0	0												
0110 JOLIET PCT 004	49	49	47	0	3	3	84	78	76	0	3	1	2	0	2	0												
0111 JOLIET PCT 005	2	2	2	0	0	0	9	9	8	0	0	0	0	0	0	0												
0112 JOLIET PCT 006	2	3	2	0	0	0	2	3	3	0	0	0	0	0	0	0												
0113 JOLIET PCT 007	6	5	6	0	1	0	16	17	15	0	0	0	1	1	2	0												
0114 JOLIET PCT 008	37	35	36	0	1	3	57	61	65	2	1	4	0	0	2	0												
0115 JOLIET PCT 009	18	18	21	1	2	3	41	37	42	2	4	3	0	1	1	0												
0116 JOLIET PCT 010	53	52	56	4	1	2	83	76	84	3	1	5	3	1	2	0												
0117 JOLIET PCT 011	34	34	37	0	3	1	58	54	56	1	2	1	0	0	2	0												
0118 JOLIET PCT 012	16	11	12	2	3	3	59	53	57	1	0	0	0	1	0	0												

DELEGATE - NATIONAL NOMINATING CONV 11TH CONGRESSIONAL DISTRICT		VOTES	PERCENT			VOTES	PERCENT
Vote for not more than 3							
01 = Yvonne L. Bolton		6,644	8.66	09 = Laura Kochan		10,421	13.59
02 = Steven J. Orlando		6,718	8.76	10 = Robert J. Schillerstrom		394	.51
03 = James Norris		6,759	8.81	11 = Jay Bergman		409	.53
04 = Annette Kallevik		316	.41	12 = Roger C. Claar		982	1.28
05 = Marlene Diedrick		383	.50	13 = Christian Smith		337	.44
06 = George Diedrick		301	.39	14 = Jeff Clark		188	.25
07 = Jack McInerney		10,662	13.90	15 = Paul Santucci		237	.31
08 = Anthony Anderson		10,353	13.50	16 = Candidate Withdrew		0	

(CONTINUED FROM PREVIOUS PAGE)

	01	02	03	04	05	06	07	08	09	10	11	12	13	14	15	16
0119 JOLIET PCT 013	1	3	3	1	1	1	12	12	10	2	0	0	0	1	0	
0120 JOLIET PCT 014	6	4	4	0	0	0	16	18	16	1	1	1	1	0	1	0
0121 JOLIET PCT 015	26	27	31	0	2	1	46	43	42	3	5	6	2	1	2	0
0122 JOLIET PCT 016	26	25	27	0	0	0	20	18	18	2	1	0	1	0	0	0
0123 JOLIET PCT 017	61	67	64	1	4	0	111	110	115	2	5	4	3	4	5	0
0124 JOLIET PCT 018	59	64	60	4	4	4	113	111	109	6	4	5	4	2	0	0
0125 JOLIET PCT 019	43	46	46	2	1	3	67	64	63	3	5	2	6	2	2	0
0126 JOLIET PCT 020	32	26	28	2	3	2	59	63	60	2	3	3	2	2	0	0
0127 JOLIET PCT 021	48	50	46	1	3	2	92	91	90	2	3	2	4	1	1	0
0128 JOLIET PCT 022	29	31	30	1	3	0	58	57	57	1	4	3	1	0	4	0
0129 JOLIET PCT 023	22	20	20	1	1	2	30	29	32	0	3	4	3	2	3	0
0130 JOLIET PCT 024	22	24	23	1	1	1	37	41	38	1	2	0	2	1	2	0
0131 JOLIET PCT 025	38	35	37	3	4	1	61	64	63	0	2	0	0	0	1	0
0132 JOLIET PCT 026	26	27	28	1	2	2	57	52	57	3	1	0	1	1	1	0
0133 JOLIET PCT 027	10	11	11	1	0	1	17	16	17	0	0	0	0	0	0	0
0134 JOLIET PCT 028	1	0	0	0	0	0	5	6	6	0	0	0	0	0	0	0
0135 JOLIET PCT 029	20	21	23	0	1	1	31	31	31	2	1	3	2	0	0	0
0136 JOLIET PCT 030	40	42	46	2	0	1	83	73	77	0	1	0	2	3	0	0
0137 JOLIET PCT 031	37	35	36	1	1	1	67	60	66	1	2	4	0	0	0	0
0138 JOLIET PCT 032	4	4	4	1	1	1	3	3	3	0	0	0	0	0	0	0
0139 JOLIET PCT 033	30	30	30	1	3	3	83	85	81	1	2	5	1	3	1	0
0140 JOLIET PCT 034	3	2	2	1	1	2	13	15	14	2	1	2	2	1	1	0
0141 JOLIET PCT 035	11	15	11	2	2	0	45	48	47	1	1	2	5	0	0	0
0142 JOLIET PCT 036	18	19	18	1	1	0	24	24	22	0	1	1	1	0	2	0
0143 JOLIET PCT 037	25	25	30	1	2	2	56	54	54	1	3	2	2	2	1	0
0144 LOCKPORT PCT 001	152	130	134	14	4	6	215	217	211	13	6	17	7	4	10	0
0149 LOCKPORT PCT 006	38	37	39	0	2	2	76	68	68	2	3	3	3	0	1	0
0150 LOCKPORT PCT 007	34	39	34	3	0	1	61	62	58	3	5	3	2	2	2	0
0151 LOCKPORT PCT 008	22	21	20	1	3	0	53	46	43	1	2	2	4	0	1	0
0152 LOCKPORT PCT 009	92	75	79	4	8	5	150	138	138	7	5	7	5	5	12	0
0156 LOCKPORT PCT 013	137	138	139	10	10	5	222	225	212	14	8	12	5	4	6	0
0157 LOCKPORT PCT 014	44	48	50	3	10	6	79	73	76	2	8	5	2	1	3	0
0163 LOCKPORT PCT 020	49	52	52	1	1	7	99	99	97	2	4	5	1	1	0	0
0180 NEW LENOX PCT 001	29	33	41	4	1	3	91	81	84	4	3	2	1	2	2	0
0181 NEW LENOX PCT 002	35	39	40	4	2	3	105	97	94	1	2	1	1	1	4	0
0182 NEW LENOX PCT 003	60	64	65	3	3	1	139	132	130	1	3	1	3	1	0	0
0183 NEW LENOX PCT 004	53	46	57	4	0	1	114	112	111	6	7	9	2	0	2	0
0184 NEW LENOX PCT 005	68	71	68	5	6	3	129	119	130	4	1	2	6	4	2	0
0185 NEW LENOX PCT 006	80	75	76	5	9	6	141	124	129	6	3	5	2	1	2	0
0188 NEW LENOX PCT 009	89	91	89	3	6	6	136	141	141	5	6	7	3	3	6	0
0189 NEW LENOX PCT 010	76	83	83	4	6	6	139	124	127	4	6	3	3	4	3	0
0190 NEW LENOX PCT 011	86	88	89	3	7	3	117	106	111	1	3	4	4	4	2	0
0195 NEW LENOX PCT 016	82	87	89	2	2	0	138	131	139	1	2	0	2	3	4	0
0197 NEW LENOX PCT 018	3	3	3	0	0	0	1	1	1	0	0	0	0	0	0	0
0205 PLAINFIELD PCT 004	24	24	23	1	2	1	29	32	34	1	0	1	1	1	0	0
0206 PLAINFIELD PCT 005	47	56	54	0	2	2	86	82	86	2	1	5	4	2	1	0
0207 PLAINFIELD PCT 006	63	58	54	2	4	1	59	58	56	4	1	4	4	5	2	0

		VOTES	PERCENT			VOTES	PERCENT
DELEGATE - NATIONAL NOMINATING CONV							
11TH CONGRESSIONAL DISTRICT							
Vote for not more than 3							
01 = Yvonne L. Bolton		6,644	8.66	09 = Laura Kochan		10,421	13.59
02 = Steven J. Orlando		6,718	8.76	10 = Robert J. Schillerstrom		394	.51
03 = James Norris		6,759	8.81	11 = Jay Bergman		409	.53
04 = Annette Kallevik		316	.41	12 = Roger C. Claar		982	1.28
05 = Marlene Diedrick		383	.50	13 = Christian Smith		337	.44
06 = George Diedrick		301	.39	14 = Jeff Clark		188	.25
07 = Jack McInerney		10,662	13.90	15 = Paul Santucci		237	.31
08 = Anthony Anderson		10,353	13.50	16 = Candidate Withdrew		0	

(CONTINUED FROM PREVIOUS PAGE)

	01	02	03	04	05	06	07	08	09	10	11	12	13	14	15	16
0208 PLAINFIELD PCT 007	37	40	37	1	2	1	48	49	50	0	1	2	2	0	1	0
0211 PLAINFIELD PCT 010	30	30	33	1	2	2	60	57	57	2	2	6	1	1	0	0
0212 PLAINFIELD PCT 011	30	26	26	1	1	2	17	14	15	2	4	3	1	2	2	0
0213 PLAINFIELD PCT 012	46	53	46	3	0	1	51	47	53	2	4	5	4	0	1	0
0214 PLAINFIELD PCT 013	79	79	71	4	6	3	133	138	139	4	6	8	6	7	4	0
0215 PLAINFIELD PCT 014	56	64	67	1	5	1	112	120	106	6	4	9	5	2	6	0
0216 PLAINFIELD PCT 015	76	74	72	4	3	3	141	135	137	7	10	12	3	4	3	0
0217 PLAINFIELD PCT 016	76	78	82	2	3	3	117	118	120	3	7	7	5	2	1	0
0218 PLAINFIELD PCT 017	41	47	45	5	2	1	96	95	103	0	3	1	2	0	3	0
0219 PLAINFIELD PCT 018	43	43	34	1	2	0	94	82	91	3	2	2	5	2	0	0
0220 PLAINFIELD PCT 019	42	37	35	2	0	2	83	84	87	2	3	0	2	0	1	0
0221 PLAINFIELD PCT 020	73	71	77	4	8	1	146	144	148	4	2	5	1	0	3	0
0222 PLAINFIELD PCT 021	77	55	54	3	3	2	88	75	81	2	3	3	1	1	2	0
0223 PLAINFIELD PCT 022	94	97	98	6	7	3	170	176	170	3	6	12	3	3	4	0
0224 PLAINFIELD PCT 023	45	44	45	5	3	1	94	88	93	1	0	6	5	6	0	0
0225 PLAINFIELD PCT 024	57	54	56	3	2	3	112	109	107	2	5	3	3	2	1	0
0226 PLAINFIELD PCT 025	59	58	58	3	1	4	77	80	81	4	6	4	1	1	3	0
0227 PLAINFIELD PCT 026	28	33	35	1	2	1	55	53	58	1	0	2	1	1	0	0
0228 PLAINFIELD PCT 027	52	49	47	1	4	1	60	68	71	3	3	7	1	1	1	0
0229 PLAINFIELD PCT 028	47	44	49	1	4	2	83	77	78	4	2	1	0	4	5	0
0230 PLAINFIELD PCT 029	50	57	47	2	3	2	103	101	95	1	0	3	2	1	1	0
0231 PLAINFIELD PCT 030	73	71	71	2	3	5	90	93	93	2	1	5	4	0	1	0
0232 PLAINFIELD PCT 031	60	58	63	6	3	4	96	86	96	4	3	5	1	0	1	0
0233 PLAINFIELD PCT 032	40	35	33	3	4	3	89	85	85	0	1	2	3	1	2	0
0234 PLAINFIELD PCT 033	79	69	80	5	6	4	91	90	86	4	4	9	2	1	1	0
0235 PLAINFIELD PCT 034	43	49	46	1	2	1	81	83	81	2	1	2	1	2	4	0
0236 PLAINFIELD PCT 035	55	49	55	3	1	3	81	76	75	4	3	6	3	1	0	0
0240 TROY PCT 001	45	48	50	4	8	3	118	113	113	5	5	5	3	1	1	0
0241 TROY PCT 002	43	44	43	1	1	1	77	72	78	1	1	5	1	1	0	0
0242 TROY PCT 003	73	77	83	5	7	4	121	122	129	5	5	10	3	1	3	0
0243 TROY PCT 004	60	59	58	2	4	3	115	107	104	1	4	7	3	4	1	0
0244 TROY PCT 005	64	66	70	4	5	6	90	90	88	2	2	5	5	5	1	0
0245 TROY PCT 006	33	32	33	1	3	2	57	63	60	3	2	5	3	0	1	0
0246 TROY PCT 007	77	81	74	1	3	2	112	108	105	6	7	5	8	3	2	0
0247 TROY PCT 008	88	107	87	3	6	3	188	177	178	5	8	9	2	2	2	0
0248 TROY PCT 009	89	89	98	0	4	2	101	99	96	4	6	6	2	1	0	0
0249 TROY PCT 010	75	76	76	5	3	2	115	122	118	8	8	9	1	1	2	0
0250 TROY PCT 011	79	92	95	6	8	5	187	185	176	12	26	20	5	2	2	0
0251 TROY PCT 012	60	70	70	4	3	10	101	104	105	2	6	7	0	2	3	0
0252 TROY PCT 013	5	8	6	0	0	0	16	16	16	1	1	1	0	0	0	0
0253 TROY PCT 014	13	15	15	0	2	1	18	17	13	1	0	4	2	0	4	0
0254 TROY PCT 015	61	63	62	2	4	3	89	83	90	4	2	2	3	1	1	0
0255 TROY PCT 016	59	60	56	3	1	2	88	92	92	1	3	1	1	2	5	0
0256 TROY PCT 017	21	18	22	0	2	3	22	21	20	2	1	3	1	0	1	0
0257 TROY PCT 018	44	49	44	4	0	3	64	63	62	2	3	2	1	0	0	0
0258 TROY PCT 019	26	25	25	1	2	2	50	50	51	0	4	2	2	0	0	0
0269 WHEATLAND PCT 004	39	41	43	4	1	1	85	84	83	5	3	6	1	3	2	0

DELEGATE - NATIONAL NOMINATING CONV
 11TH CONGRESSIONAL DISTRICT

VOTES PERCENT

VOTES PERCENT

Vote for not more than 3

01 = Yvonne L. Bolton	6,644	8.66	09 = Laura Kochan	10,421	13.59
02 = Steven J. Orlando	6,718	8.76	10 = Robert J. Schillerstrom	394	.51
03 = James Norris	6,759	8.81	11 = Jay Bergman	409	.53
04 = Annette Kallevik	316	.41	12 = Roger C. Claar	982	1.28
05 = Marlene Diedrick	383	.50	13 = Christian Smith	337	.44
06 = George Diedrick	301	.39	14 = Jeff Clark	188	.25
07 = Jack McInerney	10,662	13.90	15 = Paul Santucci	237	.31
08 = Anthony Anderson	10,353	13.50	16 = Candidate Withdrew	0	

(CONTINUED FROM PREVIOUS PAGE)

	01	02	03	04	05	06	07	08	09	10	11	12	13	14	15	16
0270 WHEATLAND PCT 005	73	75	80	6	3	4	140	122	130	9	4	8	4	3	1	0
0284 WHEATLAND PCT 019	50	57	56	2	2	2	63	59	59	2	2	13	4	1	0	0
0287 WHEATLAND PCT 022	50	53	49	3	4	2	60	55	57	3	1	19	2	1	1	0
0291 WHEATLAND PCT 026	0	0	0	0	0	0	0	0	0	0	0	0	0	0	0	0
0292 WHEATLAND PCT 027	16	15	17	2	2	1	31	31	28	2	0	4	0	0	1	0

		VOTES	PERCENT			VOTES	PERCENT
DELEGATE - NATIONAL NOMINATING CONV							
11TH CONGRESSIONAL DISTRICT							
Vote for not more than 3							
01 = William M. Mayer		4,600	6.00				
02 = John D. Noak		4,645	6.06	07 = Kathleen A. Abbate		2,137	2.79
03 = Matthew Charles Starr		4,200	5.48	08 = Eduardo Fernandez		1,870	2.44
04 = Thomas Hummel		236	.31	09 = Mark Johnson		542	.71
05 = Jeffrey Moore		245	.32	10 = Dragan Jovanovic		405	.53
06 = Kevin Michael Coyne		2,135	2.78	11 = Karen J. Pritchard		583	.76

	01	02	03	04	05	06	07	08	09	10	11
0019 DU PAGE PCT 001	81	81	74	1	1	41	37	33	5	2	5
0020 DU PAGE PCT 002	137	137	138	1	2	36	32	29	6	2	6
0021 DU PAGE PCT 003	142	137	136	2	2	43	39	33	5	1	5
0022 DU PAGE PCT 004	59	62	52	3	3	29	25	27	7	4	6
0023 DU PAGE PCT 005	43	36	33	1	0	16	16	15	3	0	1
0024 DU PAGE PCT 006	52	44	39	1	1	14	13	10	4	5	6
0025 DU PAGE PCT 007	120	113	112	2	2	38	31	31	1	2	5
0026 DU PAGE PCT 008	21	24	19	1	0	17	17	14	4	3	4
0027 DU PAGE PCT 009	39	36	31	2	2	8	9	8	8	5	8
0028 DU PAGE PCT 010	32	34	29	2	1	16	15	13	4	0	2
0029 DU PAGE PCT 011	34	31	26	1	1	12	13	13	1	0	2
0030 DU PAGE PCT 012	32	25	22	2	2	13	16	14	6	4	7
0031 DU PAGE PCT 013	19	15	11	1	0	3	8	4	3	1	3
0032 DU PAGE PCT 014	33	28	24	3	2	18	20	18	3	2	3
0033 DU PAGE PCT 015	35	38	31	1	1	6	6	6	4	6	3
0034 DU PAGE PCT 016	38	36	33	3	4	17	13	11	6	3	5
0035 DU PAGE PCT 017	37	37	32	2	4	10	10	11	3	3	2
0036 DU PAGE PCT 018	36	29	27	2	1	9	11	9	3	3	3
0037 DU PAGE PCT 019	19	13	15	2	2	10	11	8	2	1	2
0038 DU PAGE PCT 020	13	15	9	2	4	10	10	9	1	0	2
0039 DU PAGE PCT 021	24	16	16	3	2	11	11	10	8	6	3
0040 DU PAGE PCT 022	30	31	24	1	1	7	9	6	3	1	4
0041 DU PAGE PCT 023	38	30	29	2	1	19	21	16	1	1	4
0042 DU PAGE PCT 024	25	29	21	2	3	7	7	8	4	2	4
0043 DU PAGE PCT 025	22	21	23	0	0	8	9	8	0	1	5
0044 DU PAGE PCT 026	23	21	18	0	0	12	14	10	3	1	2
0045 DU PAGE PCT 027	26	23	15	0	0	14	13	11	3	2	5
0046 DU PAGE PCT 028	23	17	17	0	2	9	7	10	6	4	4
0047 DU PAGE PCT 029	46	35	32	0	2	17	17	15	7	4	6
0048 DU PAGE PCT 030	13	13	11	4	4	14	16	15	2	0	0
0049 DU PAGE PCT 031	38	31	32	0	1	15	13	16	0	0	1
0050 DU PAGE PCT 032	14	21	14	1	1	11	12	9	4	5	5
0051 DU PAGE PCT 033	17	27	16	0	2	11	13	10	7	5	7
0052 DU PAGE PCT 034	61	61	60	4	2	33	32	27	1	0	1
0054 DU PAGE PCT 036	0	0	0	0	0	0	1	0	0	0	0
0105 JACKSON PCT 001	10	10	12	1	2	3	3	2	2	3	3
0107 JOLIET PCT 001	0	0	0	0	0	1	1	1	0	0	0
0108 JOLIET PCT 002	0	0	0	0	0	0	0	0	0	0	0
0110 JOLIET PCT 004	15	18	14	1	1	5	5	9	0	0	1
0111 JOLIET PCT 005	1	1	1	1	0	2	3	2	0	0	0
0112 JOLIET PCT 006	0	0	0	0	0	1	2	2	0	0	0
0113 JOLIET PCT 007	6	6	6	0	2	5	3	4	1	2	2
0114 JOLIET PCT 008	11	14	9	1	1	11	10	14	3	2	3
0115 JOLIET PCT 009	7	6	5	0	0	6	6	6	2	1	1
0116 JOLIET PCT 010	22	20	17	2	1	12	19	16	2	1	2
0117 JOLIET PCT 011	10	10	8	2	2	8	9	10	1	1	3
0118 JOLIET PCT 012	3	6	4	1	0	6	5	3	2	4	3
0119 JOLIET PCT 013	0	0	0	0	0	2	2	3	1	0	0
0120 JOLIET PCT 014	1	1	2	0	0	0	3	5	1	1	0

		VOTES	PERCENT			VOTES	PERCENT
DELEGATE - NATIONAL NOMINATING CONV							
11TH CONGRESSIONAL DISTRICT							
Vote for not more than 3							
01 = William M. Mayer		4,600	6.00				
02 = John D. Noak		4,645	6.06	07 = Kathleen A. Abbate		2,137	2.79
03 = Matthew Charles Starr		4,200	5.48	08 = Eduardo Fernandez		1,870	2.44
04 = Thomas Hummel		236	.31	09 = Mark Johnson		542	.71
05 = Jeffrey Moore		245	.32	10 = Dragan Jovanovic		405	.53
06 = Kevin Michael Coyne		2,135	2.78	11 = Karen J. Pritchard		583	.76

(CONTINUED FROM PREVIOUS PAGE)

	01	02	03	04	05	06	07	08	09	10	11
0121 JOLIET PCT 015	3	6	3	2	2	9	7	7	1	3	0
0122 JOLIET PCT 016	1	1	2	0	1	4	7	6	5	5	7
0123 JOLIET PCT 017	39	39	39	0	2	17	17	13	4	3	1
0124 JOLIET PCT 018	62	67	63	5	3	18	20	17	6	3	7
0125 JOLIET PCT 019	20	22	20	0	1	16	15	12	10	8	7
0126 JOLIET PCT 020	27	28	23	1	0	13	8	7	1	2	3
0127 JOLIET PCT 021	45	48	46	0	1	31	30	25	0	3	3
0128 JOLIET PCT 022	24	22	22	1	1	14	13	12	4	1	5
0129 JOLIET PCT 023	9	12	8	2	2	5	5	3	4	3	3
0130 JOLIET PCT 024	1	2	2	1	2	5	4	3	3	3	1
0131 JOLIET PCT 025	27	26	25	0	0	14	12	9	2	5	3
0132 JOLIET PCT 026	13	14	13	0	1	8	3	4	7	2	3
0133 JOLIET PCT 027	1	1	1	0	0	2	1	2	0	0	0
0134 JOLIET PCT 028	1	1	1	0	0	1	0	0	0	0	0
0135 JOLIET PCT 029	9	10	9	1	1	7	8	5	0	0	0
0136 JOLIET PCT 030	14	15	15	0	2	3	6	6	5	3	4
0137 JOLIET PCT 031	23	24	23	3	2	20	20	18	3	2	3
0138 JOLIET PCT 032	0	1	0	0	0	2	3	2	0	0	0
0139 JOLIET PCT 033	8	7	7	4	4	5	5	6	4	5	3
0140 JOLIET PCT 034	4	3	5	0	1	4	5	5	1	2	2
0141 JOLIET PCT 035	9	12	10	0	1	3	7	3	3	3	3
0142 JOLIET PCT 036	5	4	4	1	1	1	3	2	3	4	3
0143 JOLIET PCT 037	13	17	13	0	0	2	1	1	4	1	5
0144 LOCKPORT PCT 001	136	150	125	8	1	46	52	43	6	5	5
0149 LOCKPORT PCT 006	22	30	23	3	3	5	6	6	4	2	2
0150 LOCKPORT PCT 007	14	24	14	1	1	21	23	20	6	2	5
0151 LOCKPORT PCT 008	10	11	11	1	0	5	7	5	4	3	1
0152 LOCKPORT PCT 009	110	134	104	3	5	30	31	23	4	6	8
0156 LOCKPORT PCT 013	114	112	112	1	3	51	47	34	7	8	7
0157 LOCKPORT PCT 014	35	37	33	2	1	16	15	13	6	7	8
0163 LOCKPORT PCT 020	25	25	24	3	3	18	15	10	2	4	5
0180 NEW LENOX PCT 001	36	35	30	2	3	25	23	20	7	5	7
0181 NEW LENOX PCT 002	25	27	27	4	3	15	16	14	3	2	4
0182 NEW LENOX PCT 003	40	34	30	2	0	18	19	15	5	5	4
0183 NEW LENOX PCT 004	34	37	32	3	3	24	20	17	8	7	11
0184 NEW LENOX PCT 005	61	56	57	9	5	18	18	14	4	3	11
0185 NEW LENOX PCT 006	72	72	68	6	5	26	25	25	8	4	7
0188 NEW LENOX PCT 009	60	60	54	6	4	15	18	14	8	6	9
0189 NEW LENOX PCT 010	64	63	59	1	3	42	46	36	9	6	12
0190 NEW LENOX PCT 011	55	51	51	1	3	17	22	17	5	3	6
0195 NEW LENOX PCT 016	49	39	37	1	1	19	20	17	2	1	3
0197 NEW LENOX PCT 018	2	1	2	0	0	0	0	0	0	0	0
0205 PLAINFIELD PCT 004	18	17	14	1	1	2	5	4	1	2	2
0206 PLAINFIELD PCT 005	27	23	27	0	0	18	16	13	5	2	3
0207 PLAINFIELD PCT 006	32	41	33	4	3	16	15	17	2	3	2
0208 PLAINFIELD PCT 007	17	36	20	0	2	11	12	10	1	2	1
0211 PLAINFIELD PCT 010	34	36	34	0	2	8	7	7	8	4	8
0212 PLAINFIELD PCT 011	14	19	12	1	0	2	4	5	1	1	1
0213 PLAINFIELD PCT 012	11	22	10	1	0	15	20	20	2	1	6

		VOTES	PERCENT			VOTES	PERCENT
DELEGATE - NATIONAL NOMINATING CONV							
11TH CONGRESSIONAL DISTRICT							
Vote for not more than 3							
01 = William M. Mayer		4,600	6.00				
02 = John D. Noak		4,645	6.06	07 = Kathleen A. Abbate		2,137	2.79
03 = Matthew Charles Starr		4,200	5.48	08 = Eduardo Fernandez		1,870	2.44
04 = Thomas Hummel		236	.31	09 = Mark Johnson		542	.71
05 = Jeffrey Moore		245	.32	10 = Dragan Jovanovic		405	.53
06 = Kevin Michael Coyne		2,135	2.78	11 = Karen J. Pritchard		583	.76

(CONTINUED FROM PREVIOUS PAGE)

	01	02	03	04	05	06	07	08	09	10	11
0214 PLAINFIELD PCT 013	58	65	61	3	3	32	27	23	5	2	7
0215 PLAINFIELD PCT 014	75	77	71	4	2	24	28	19	5	3	3
0216 PLAINFIELD PCT 015	59	61	58	3	2	23	22	20	5	5	6
0217 PLAINFIELD PCT 016	42	46	40	1	1	22	22	19	3	4	7
0218 PLAINFIELD PCT 017	15	18	12	3	3	15	16	17	3	4	2
0219 PLAINFIELD PCT 018	25	25	21	3	1	23	25	22	4	4	7
0220 PLAINFIELD PCT 019	19	16	15	3	2	14	8	8	5	2	5
0221 PLAINFIELD PCT 020	38	37	35	4	4	31	30	26	4	2	1
0222 PLAINFIELD PCT 021	32	36	30	2	3	12	13	13	2	3	3
0223 PLAINFIELD PCT 022	59	56	48	2	3	30	30	18	8	5	10
0224 PLAINFIELD PCT 023	19	22	21	2	4	20	18	17	10	6	6
0225 PLAINFIELD PCT 024	42	48	41	3	3	18	14	12	7	6	6
0226 PLAINFIELD PCT 025	16	17	17	0	2	16	18	15	2	3	7
0227 PLAINFIELD PCT 026	11	10	11	1	1	12	17	13	6	4	3
0228 PLAINFIELD PCT 027	25	23	25	0	0	19	17	17	6	3	3
0229 PLAINFIELD PCT 028	32	32	31	2	2	18	18	14	4	6	4
0230 PLAINFIELD PCT 029	41	39	37	2	2	13	16	11	3	0	1
0231 PLAINFIELD PCT 030	31	28	28	5	1	24	25	24	8	3	10
0232 PLAINFIELD PCT 031	45	44	36	1	1	13	13	13	5	6	8
0233 PLAINFIELD PCT 032	23	22	20	2	2	9	10	9	3	2	3
0234 PLAINFIELD PCT 033	31	36	28	1	2	11	14	10	3	2	7
0235 PLAINFIELD PCT 034	14	15	15	7	5	10	9	6	8	3	5
0236 PLAINFIELD PCT 035	22	25	26	0	2	14	17	13	3	1	7
0240 TROY PCT 001	25	26	20	3	2	16	18	16	3	1	1
0241 TROY PCT 002	18	17	16	3	2	15	12	12	4	3	3
0242 TROY PCT 003	46	53	49	2	1	8	10	6	2	2	5
0243 TROY PCT 004	21	21	21	4	2	19	15	19	6	5	4
0244 TROY PCT 005	35	38	36	1	2	11	11	9	4	5	8
0245 TROY PCT 006	17	15	15	0	0	5	5	4	3	0	2
0246 TROY PCT 007	36	37	33	2	2	33	28	28	5	7	7
0247 TROY PCT 008	55	53	47	2	4	20	22	21	10	7	6
0248 TROY PCT 009	38	35	39	0	0	25	20	18	4	2	5
0249 TROY PCT 010	53	55	50	0	4	30	29	26	8	2	11
0250 TROY PCT 011	95	100	93	4	7	33	38	32	8	7	6
0251 TROY PCT 012	40	38	33	2	1	16	16	16	2	2	7
0252 TROY PCT 013	0	0	1	0	0	3	3	3	1	1	2
0253 TROY PCT 014	12	9	9	1	0	4	4	4	2	0	2
0254 TROY PCT 015	36	36	38	0	2	16	17	12	6	4	7
0255 TROY PCT 016	40	36	39	2	3	24	25	21	9	6	8
0256 TROY PCT 017	14	16	13	0	3	8	7	8	0	2	1
0257 TROY PCT 018	18	19	17	0	1	15	14	13	8	6	7
0258 TROY PCT 019	14	11	10	0	1	16	17	17	3	2	3
0269 WHEATLAND PCT 004	48	44	43	1	0	14	12	11	5	9	8
0270 WHEATLAND PCT 005	92	90	80	4	4	50	42	39	4	4	2
0284 WHEATLAND PCT 019	43	39	34	2	3	11	12	10	0	0	1
0287 WHEATLAND PCT 022	36	33	30	1	2	13	11	13	2	0	2
0291 WHEATLAND PCT 026	0	0	0	0	0	0	0	0	0	0	0
0292 WHEATLAND PCT 027	11	13	11	2	0	4	2	2	0	0	1

DELEGATE - NATIONAL NOMINATING CONV 14TH CONGRESSIONAL DISTRICT Vote for not more than 3	VOTES					PERCENT					VOTES					PERCENT										
	01	02	03	04	05	06	07	08	09	10	11	12	13	14	15	16	09	10	11	12	13	14	15	16		
01 = Andera Burnette	4,299					11.41					09 = Steve Rooney	2,922					7.76									
02 = Chris Bockay	4,383					11.63					10 = Sharon J. Lang	139					.37									
03 = Linda Christl	4,378					11.62					11 = Thomas Stuebner	64					.17									
04 = Tom Cross	1,467					3.89					12 = Richard Dziuban	46					.12									
05 = Andrew M. Faville	114					.30					13 = Kevin Geary	67					.18									
06 = Gerard J. Keating	181					.48					14 = Terri Wintermute	107					.28									
07 = Gretchen Fritz	2,977					7.90					15 = Mark Myslinski	55					.15									
08 = Chuck Kern	2,938					7.80					16 = Kathleen Salvi	72					.19									

City of Aurora results have been added to WHEATLAND PCT 001

For City of Aurora's precinct breakdown – refer to that section of this book

				VOTES	PERCENT					VOTES	PERCENT	
DELEGATE - NATIONAL NOMINATING CONV												
14TH CONGRESSIONAL DISTRICT												
Vote for not more than 3												
01 = Irene M. Napier				37	.10							
02 = Barbara Wheeler				1,150	3.05	08 = Scott R. Gryder					3,018	8.01
03 = James D. "Jim" Oberweis				1,733	4.60	09 = Vasavi Krishnasri Chakka					2,610	6.93
04 = Mark Batinick				1,501	3.98	10 = Matthew G. Prochaska					2,767	7.34
05 = Michael Smyk				66	.18	11 = Connie L. Von Keudell					153	.41
06 = Eric Carl Hendricks				63	.17	12 = Gabriela F. Wyatt					142	.38
07 = John Bernard Mazur				79	.21	13 = Stanton J. Bond					146	.39

	01	02	03	04	05	06	07	08	09	10	11	12	13
0202 PLAINFIELD PCT 001	0	19	39	51	3	4	3	37	26	33	6	6	5
0203 PLAINFIELD PCT 002	1	17	30	33	3	1	1	54	44	52	1	2	2
0204 PLAINFIELD PCT 003	0	26	42	48	3	0	2	37	36	37	3	6	3
0209 PLAINFIELD PCT 008	2	30	43	51	2	2	2	53	46	53	5	4	5
0210 PLAINFIELD PCT 009	2	26	45	48	1	0	1	61	51	55	2	3	3
0211 PLAINFIELD PCT 010	0	8	17	25	0	1	2	26	19	22	1	2	1
0214 PLAINFIELD PCT 013	0	4	6	8	0	0	0	6	7	8	0	0	1
0252 TROY PCT 013	1	54	76	66	2	1	3	94	81	84	7	5	5
0253 TROY PCT 014	1	28	40	44	4	4	3	73	68	74	2	2	1
0254 TROY PCT 015	0	5	11	9	0	1	0	9	8	8	3	3	1
0256 TROY PCT 017	0	19	33	30	2	2	2	54	41	49	6	4	5
0259 TROY PCT 020	1	22	44	33	1	2	2	57	46	47	6	4	3
0260 TROY PCT 021	1	21	43	34	1	2	2	53	44	46	4	3	1
0261 TROY PCT 022	0	13	21	16	2	1	2	29	26	26	4	4	7
0266 WHEATLAND PCT 001	3	134	177	136	4	6	6	215	177	189	15	12	12
0267 WHEATLAND PCT 002	4	36	53	33	1	0	1	144	129	130	5	3	6
0268 WHEATLAND PCT 003	2	24	42	25	1	1	2	84	75	74	3	1	2
0271 WHEATLAND PCT 006	2	39	44	36	2	1	1	87	70	76	3	4	5
0272 WHEATLAND PCT 007	0	31	40	29	1	1	1	105	101	99	1	0	1
0273 WHEATLAND PCT 008	1	33	50	31	2	2	3	103	92	97	2	3	4
0274 WHEATLAND PCT 009	2	51	62	44	3	2	3	102	92	96	7	4	4
0275 WHEATLAND PCT 010	1	28	33	21	2	2	4	97	92	100	2	1	1
0276 WHEATLAND PCT 011	0	25	34	26	1	1	1	68	53	56	6	3	5
0277 WHEATLAND PCT 012	0	26	39	21	1	3	2	75	58	65	1	2	0
0278 WHEATLAND PCT 013	1	20	24	18	2	1	1	61	60	62	4	1	4
0279 WHEATLAND PCT 014	1	30	43	23	0	1	1	145	127	126	4	6	5
0280 WHEATLAND PCT 015	1	18	27	19	1	0	2	63	60	57	3	3	2
0281 WHEATLAND PCT 016	0	31	47	48	4	6	5	94	87	89	6	8	5
0282 WHEATLAND PCT 017	2	32	42	29	1	0	2	121	112	111	4	3	1
0283 WHEATLAND PCT 018	1	35	50	37	2	2	3	106	96	100	4	5	5
0285 WHEATLAND PCT 020	1	27	38	29	2	3	3	93	83	83	2	0	2
0286 WHEATLAND PCT 021	0	32	45	33	1	0	1	52	42	45	1	3	3
0287 WHEATLAND PCT 022	0	0	0	0	0	0	0	0	0	0	0	0	0
0288 WHEATLAND PCT 023	1	16	22	27	0	0	0	61	49	58	2	2	2
0289 WHEATLAND PCT 024	1	24	48	32	2	3	2	69	59	63	4	3	3
0290 WHEATLAND PCT 025	1	23	49	42	0	0	1	57	41	46	3	7	7
0291 WHEATLAND PCT 026	2	47	58	66	4	2	3	128	112	119	8	7	6
0292 WHEATLAND PCT 027	1	15	19	20	0	0	0	32	26	30	2	0	2
0293 WHEATLAND PCT 028	0	28	45	59	2	3	1	83	63	75	3	6	5
0294 WHEATLAND PCT 029	0	27	63	58	2	0	2	63	50	59	2	3	5
0295 WHEATLAND PCT 030	0	26	49	63	1	2	3	67	61	68	6	4	6

		VOTES PERCENT				VOTES PERCENT											
DELEGATE - NATIONAL NOMINATING CONV																	
16TH CONGRESSIONAL DISTRICT																	
Vote for not more than 3																	
01 = Tim Bivins		857	7.71	09 = Michael Blissenbach		1,570	14.12										
02 = Jan S. Klaas		850	7.65	10 = Daniel Rayman		29	.26										
03 = Steven R. Coven		799	7.19	11 = John McGlasson		28	.25										
04 = Adam D. Kinzinger		646	5.81	12 = Robert Vickrey		20	.18										
05 = Susan M. Rezin		378	3.40	13 = Richard "Rick" Flessner		13	.12										
06 = Lauren H. Johnson		63	.57	14 = Ann Ihrke		35	.31										
07 = Eric Miller		1,738	15.64	15 = Richard "Rich" Mennecke		11	.10										
08 = Tracy Doyle		1,798	16.17	16 = Michael Margraf		14	.13										

		01	02	03	04	05	06	07	08	09	10	11	12	13	14	15	16

0001 CHANNAHON PCT 001		64	68	62	76	40	6	146	158	130	2	2	3	2	7	1	2
0002 CHANNAHON PCT 002		88	94	84	66	37	7	154	167	138	2	2	2	0	2	0	0
0003 CHANNAHON PCT 003		68	66	67	45	29	6	144	141	131	2	4	5	1	3	1	0
0004 CHANNAHON PCT 004		88	85	83	48	19	6	149	156	144	0	0	1	0	2	0	3
0005 CHANNAHON PCT 005		66	67	60	52	21	3	124	132	108	1	2	2	1	1	1	0
0018 CUSTER PCT 001		54	53	48	42	24	4	118	129	115	5	1	0	0	1	1	0
0056 FLORENCE PCT 001		35	31	31	14	10	0	55	60	55	2	1	0	1	5	1	1
0237 REED PCT 001		62	64	56	43	34	4	120	113	95	4	1	0	4	0	1	1
0238 REED PCT 002		64	65	62	45	20	6	141	152	133	1	2	1	1	4	0	2
0239 REED PCT 003		57	54	57	41	24	2	117	112	106	2	4	1	1	3	2	4
0265 WESLEY PCT 001		52	53	50	43	32	7	149	146	132	1	4	1	0	3	0	0
0297 WILMINGTON PCT 001		55	51	48	36	23	4	85	91	74	3	2	0	0	0	0	0
0298 WILMINGTON PCT 002		49	45	42	46	26	3	123	136	112	1	1	2	1	1	2	0
0299 WILMINGTON PCT 003		55	54	49	49	39	5	113	105	97	3	2	2	1	3	1	1

DELEGATE - NATIONAL NOMINATING CONV
 16TH CONGRESSIONAL DISTRICT

Vote for not more than 3

	VOTES	PERCENT		VOTES	PERCENT
01 = Susan Graff	59	.53	08 = Zack Fulkerson	23	.21
02 = James Earl Brenner, II	12	.11	09 = Thomas W. Ewing	207	1.86
03 = David L. Syverson	416	3.74	10 = Ragan Freitag	351	3.16
04 = Thomas M. Demmer	404	3.63	11 = Zachary Oltmanns	175	1.57
05 = Brian M. Gabor	385	3.46	12 = Patricia A. Sebby	74	.67
06 = Robert Saucedo	22	.20	13 = Susan J. Wynn Bence	60	.54
07 = Christopher Valdivieso	19	.17	14 = Carolyn K. Gerwin	60	.54

	01	02	03	04	05	06	07	08	09	10	11	12	13	14
0001 CHANNAHON PCT 001	2	2	46	47	40	2	1	3	28	28	18	9	3	2
0002 CHANNAHON PCT 002	8	0	65	67	59	1	1	1	27	31	19	6	2	6
0003 CHANNAHON PCT 003	1	0	37	35	32	1	3	3	26	29	23	9	7	7
0004 CHANNAHON PCT 004	2	1	44	37	33	1	1	0	18	24	19	5	5	5
0005 CHANNAHON PCT 005	3	0	28	26	23	1	1	1	16	19	13	3	4	4
0018 CUSTER PCT 001	2	0	18	17	17	1	0	0	3	13	3	2	3	2
0056 FLORENCE PCT 001	2	0	13	13	16	2	1	1	6	21	8	2	2	2
0237 REED PCT 001	8	1	16	19	19	3	3	4	12	17	10	8	7	5
0238 REED PCT 002	6	0	28	22	26	0	2	1	13	15	10	8	6	9
0239 REED PCT 003	11	4	30	30	29	0	0	1	19	19	17	5	4	2
0265 WESLEY PCT 001	3	2	29	27	29	1	0	1	15	37	16	3	5	3
0297 WILMINGTON PCT 001	3	1	32	29	27	4	3	3	7	28	5	2	4	3
0298 WILMINGTON PCT 002	4	0	13	14	16	3	1	2	6	27	5	6	2	3
0299 WILMINGTON PCT 003	4	1	17	21	19	2	2	2	11	43	9	6	6	7

	VOTES	PERCENT		VOTES	PERCENT
ALT DELEGATE - NATIONAL NOMINATING CONV					
1ST CONGRESSIONAL DISTRICT					
Vote for not more than 3					
01 = Dale Charletta	6,734	15.73	09 = Cynthia L. Gilles	3,656	8.54
02 = Gregg Fletcher	7,145	16.69	10 = Kristen McChesney	216	.50
03 = Renard Harvey	6,355	14.84	11 = William S. Senf	74	.17
04 = Alexandra Domezich	204	.48	12 = Kelly A. Senf	86	.20
05 = Kathleen R. Rudis	259	.60	13 = Daniel Marzano	100	.23
06 = Timothy J. Rudis	218	.51	14 = Danielle Marzano	140	.33
07 = Laura Elsner	3,787	8.84	15 = James "Jim" Talbot	173	.40
08 = Megan T. Jurewicz	3,478	8.12	16 = Dean A. Casper, Jr.	2,667	6.23

	01	02	03	04	05	06	07	08	09	10	11	12	13	14	15	16
0057 FRANKFORT PCT 001	179	193	174	10	12	9	116	106	109	4	1	5	3	3	5	59
0058 FRANKFORT PCT 002	158	166	145	6	8	5	90	79	78	1	1	1	3	4	2	82
0059 FRANKFORT PCT 003	111	110	106	4	4	3	83	76	77	4	0	4	3	4	7	76
0060 FRANKFORT PCT 004	110	122	113	7	7	2	66	62	65	2	0	1	3	6	2	43
0061 FRANKFORT PCT 005	171	172	148	4	8	6	120	108	117	3	2	6	1	3	6	62
0062 FRANKFORT PCT 006	107	120	104	4	6	2	66	59	67	1	1	1	1	4	2	46
0063 FRANKFORT PCT 007	117	127	111	5	1	1	74	69	68	4	1	3	0	3	0	47
0064 FRANKFORT PCT 008	132	145	123	4	3	3	66	59	59	7	1	1	4	3	4	46
0065 FRANKFORT PCT 009	161	164	150	4	2	6	52	49	47	3	0	1	1	5	3	61
0066 FRANKFORT PCT 010	119	136	118	3	5	2	59	53	54	1	4	1	1	3	1	35
0067 FRANKFORT PCT 011	191	206	186	7	7	4	94	79	81	6	4	0	3	4	4	99
0068 FRANKFORT PCT 012	142	150	126	5	7	5	73	74	70	3	3	1	0	1	6	55
0069 FRANKFORT PCT 013	100	113	100	7	2	4	81	74	77	6	2	2	2	1	6	51
0070 FRANKFORT PCT 014	111	119	102	4	4	5	69	69	72	5	0	1	1	4	2	34
0071 FRANKFORT PCT 015	106	106	93	3	6	6	82	73	79	4	0	1	4	2	4	36
0072 FRANKFORT PCT 016	109	116	101	6	7	3	75	70	78	1	1	1	0	2	2	68
0073 FRANKFORT PCT 017	192	204	180	6	7	11	123	110	119	8	0	1	3	6	5	113
0074 FRANKFORT PCT 018	142	147	137	11	12	9	89	79	96	7	1	0	3	5	5	98
0075 FRANKFORT PCT 019	105	108	95	2	3	3	76	73	79	10	2	1	2	3	3	24
0076 FRANKFORT PCT 020	150	156	135	6	8	10	81	75	85	6	2	2	4	0	4	48
0077 FRANKFORT PCT 021	128	138	128	3	4	2	92	85	90	2	0	1	3	3	1	58
0078 FRANKFORT PCT 022	146	158	144	4	5	7	65	56	58	7	2	5	7	1	3	65
0079 FRANKFORT PCT 023	134	146	134	3	5	3	70	63	60	4	1	1	0	1	2	84
0080 FRANKFORT PCT 024	97	110	90	4	4	6	61	50	57	2	3	1	1	0	7	59
0081 FRANKFORT PCT 025	132	139	129	3	6	4	80	68	80	2	3	3	4	2	7	105
0082 FRANKFORT PCT 026	139	152	127	3	4	2	83	75	84	7	1	0	4	1	1	94
0083 FRANKFORT PCT 027	129	130	122	1	2	4	70	67	63	4	0	1	1	1	6	47
0084 FRANKFORT PCT 028	166	169	148	6	10	8	94	99	100	7	3	4	2	3	2	57
0085 GREEN GARDEN PCT 001	183	190	171	4	5	4	120	109	114	5	5	1	2	3	4	54
0086 GREEN GARDEN PCT 002	207	217	194	3	10	8	127	116	125	12	4	4	2	0	2	51
0105 JACKSON PCT 001	109	119	106	2	3	2	66	61	69	0	0	0	0	1	3	22
0106 JACKSON PCT 002	149	164	147	6	9	6	81	76	80	6	2	2	2	4	6	39
0168 MANHATTAN PCT 001	110	117	106	1	6	3	66	58	62	5	0	1	2	3	6	39
0169 MANHATTAN PCT 002	144	161	134	5	7	8	77	75	71	3	1	0	2	1	4	55
0170 MANHATTAN PCT 003	210	219	190	7	6	5	97	89	91	9	4	3	0	5	4	65
0171 MANHATTAN PCT 004	135	146	134	2	5	3	72	66	69	4	0	4	2	2	4	27
0181 NEW LENOX PCT 002	51	52	51	0	1	0	29	23	28	0	1	0	1	1	4	23
0186 NEW LENOX PCT 007	268	273	249	7	6	9	94	86	88	8	3	3	1	5	1	58
0187 NEW LENOX PCT 008	173	179	167	5	5	7	87	83	86	5	0	3	2	5	3	79
0191 NEW LENOX PCT 012	125	131	116	1	4	2	75	67	69	4	2	4	5	3	1	37
0192 NEW LENOX PCT 013	112	123	104	3	7	6	82	80	77	6	0	1	1	2	4	59
0193 NEW LENOX PCT 014	181	197	173	7	7	8	83	74	80	6	4	1	3	3	5	62
0194 NEW LENOX PCT 015	169	167	157	1	1	2	74	69	76	1	0	1	2	2	1	42
0196 NEW LENOX PCT 017	137	136	126	3	6	3	98	91	91	4	5	0	0	6	8	52
0197 NEW LENOX PCT 018	124	131	115	2	3	1	46	47	50	8	1	2	1	3	4	34
0198 NEW LENOX PCT 019	141	158	137	2	3	3	70	65	69	5	3	4	3	4	3	59
0199 NEW LENOX PCT 020	222	243	209	8	6	3	93	84	92	4	0	2	5	9	4	58

	VOTES	PERCENT		VOTES	PERCENT
ALT DELEGATE - NATIONAL NOMINATING CONV					
1ST CONGRESSIONAL DISTRICT					
Vote for not more than 3					
01 = Jeannie Young Evans	2,608	6.09			
02 = Kevin Truitt	378	.88	05 = Matthew Foldi	1,299	3.03
03 = Katherine L. Mays	254	.59	06 = David Smith	1,345	3.14
04 = Diane E. Wilczak	230	.54	07 = Kathy Hilton	1,410	3.29

	01	02	03	04	05	06	07
0057 FRANKFORT PCT 001	58	7	11	10	35	44	39
0058 FRANKFORT PCT 002	84	4	3	2	35	31	32
0059 FRANKFORT PCT 003	77	1	2	1	31	33	36
0060 FRANKFORT PCT 004	38	1	4	5	25	27	24
0061 FRANKFORT PCT 005	62	11	7	7	37	43	38
0062 FRANKFORT PCT 006	45	5	4	4	19	21	22
0063 FRANKFORT PCT 007	48	7	4	3	18	19	20
0064 FRANKFORT PCT 008	45	8	5	4	14	13	16
0065 FRANKFORT PCT 009	50	9	9	5	37	36	36
0066 FRANKFORT PCT 010	33	2	0	0	14	15	17
0067 FRANKFORT PCT 011	97	15	6	6	43	43	51
0068 FRANKFORT PCT 012	47	8	3	4	25	24	35
0069 FRANKFORT PCT 013	53	8	4	5	25	26	29
0070 FRANKFORT PCT 014	34	5	3	5	17	20	18
0071 FRANKFORT PCT 015	33	6	5	3	21	19	22
0072 FRANKFORT PCT 016	66	11	8	6	43	44	39
0073 FRANKFORT PCT 017	109	16	7	8	43	39	48
0074 FRANKFORT PCT 018	98	12	8	5	36	33	37
0075 FRANKFORT PCT 019	33	5	4	5	20	17	21
0076 FRANKFORT PCT 020	53	9	14	12	22	18	25
0077 FRANKFORT PCT 021	60	9	5	6	24	17	26
0078 FRANKFORT PCT 022	62	12	7	3	28	26	29
0079 FRANKFORT PCT 023	79	6	4	6	31	28	29
0080 FRANKFORT PCT 024	57	8	3	3	17	20	19
0081 FRANKFORT PCT 025	93	14	5	7	35	34	38
0082 FRANKFORT PCT 026	87	7	3	5	41	38	38
0083 FRANKFORT PCT 027	45	6	2	3	33	28	31
0084 FRANKFORT PCT 028	55	8	4	7	19	18	25
0085 GREEN GARDEN PCT 001	56	13	6	6	20	21	22
0086 GREEN GARDEN PCT 002	52	19	10	6	35	39	35
0105 JACKSON PCT 001	20	5	4	3	16	12	14
0106 JACKSON PCT 002	34	6	8	7	18	17	20
0168 MANHATTAN PCT 001	41	8	6	0	18	23	27
0169 MANHATTAN PCT 002	49	13	5	3	31	32	31
0170 MANHATTAN PCT 003	69	10	7	5	16	21	19
0171 MANHATTAN PCT 004	29	4	12	6	23	20	21
0181 NEW LENOX PCT 002	20	4	2	2	11	12	16
0186 NEW LENOX PCT 007	59	9	5	8	36	38	37
0187 NEW LENOX PCT 008	78	5	5	9	33	32	42
0191 NEW LENOX PCT 012	34	9	8	3	26	37	36
0192 NEW LENOX PCT 013	51	8	4	5	36	51	44
0193 NEW LENOX PCT 014	67	12	6	8	47	46	43
0194 NEW LENOX PCT 015	44	3	7	4	31	34	37
0196 NEW LENOX PCT 017	54	4	2	2	24	31	32
0197 NEW LENOX PCT 018	34	7	5	5	22	24	26
0198 NEW LENOX PCT 019	57	10	3	4	31	40	35
0199 NEW LENOX PCT 020	59	9	5	4	37	41	33

ALT DELEGATE - NATIONAL NOMINATING CONV
 2ND CONGRESSIONAL DISTRICT

Vote for not more than 3

	VOTES	PERCENT		VOTES	PERCENT
01 = Todd E. Arseneau	133	.84	09 = Tondalaya Marie Nelson	36	.23
02 = Darren C. Collier	75	.47	10 = Kathleen E. Valente	1,526	9.60
03 = Timothy Bukowski	150	.94	11 = Margaret Annunziata	1,404	8.83
04 = Ryan Nolan	2,437	15.33	12 = Caleb C. Fisher	1,473	9.27
05 = Shane Chomko	2,175	13.68	13 = Holly Czajkowski	49	.31
06 = Keith Cooper	2,316	14.57	14 = Carol Dudlack	37	.23
07 = Israel J. Smith	57	.36	15 = Cheryl Simanek	51	.32
08 = Wanda Cantrell	64	.40	16 = Wayland C. Johnson	715	4.50

	01	02	03	04	05	06	07	08	09	10	11	12	13	14	15	16
0006 CRETE PCT 001	1	1	2	60	52	56	2	4	2	42	37	41	1	2	0	16
0007 CRETE PCT 002	2	2	4	43	37	44	3	1	0	46	41	42	1	2	2	9
0008 CRETE PCT 003	3	2	3	92	84	85	0	2	0	42	39	43	3	1	3	15
0009 CRETE PCT 004	1	0	4	77	76	74	3	1	1	58	55	58	1	3	2	23
0010 CRETE PCT 005	0	1	2	52	51	54	1	1	0	34	30	32	2	1	0	33
0011 CRETE PCT 006	4	1	3	100	97	98	2	2	1	74	70	75	1	1	2	43
0012 CRETE PCT 007	1	1	3	76	78	78	3	0	0	40	29	30	1	1	1	29
0013 CRETE PCT 008	5	3	3	78	69	74	0	1	1	70	59	70	2	4	3	26
0014 CRETE PCT 009	3	3	4	85	74	83	0	4	1	78	71	70	4	2	3	37
0015 CRETE PCT 010	0	0	5	92	81	81	3	4	3	46	40	40	2	3	2	8
0016 CRETE PCT 011	4	3	5	97	89	98	2	3	4	87	85	85	1	0	0	33
0017 CRETE PCT 012	4	6	9	105	96	108	7	6	2	57	50	54	2	2	1	46
0172 MONEE PCT 001	1	1	4	49	48	50	2	1	0	20	17	18	3	0	1	13
0173 MONEE PCT 002	0	0	0	23	21	19	1	1	0	10	10	8	0	0	0	12
0174 MONEE PCT 003	1	2	5	117	102	105	3	4	2	51	50	49	2	2	2	16
0175 MONEE PCT 004	6	3	9	109	99	98	3	5	5	64	62	62	2	0	3	30
0176 MONEE PCT 005	0	0	0	0	0	0	0	0	0	3	2	3	0	0	0	0
0177 MONEE PCT 006	0	0	0	8	5	6	1	0	1	2	2	3	0	0	0	0
0178 MONEE PCT 007	0	1	2	4	4	3	0	0	0	1	2	2	1	1	0	0
0179 MONEE PCT 008	4	0	5	121	107	114	1	3	2	55	52	50	2	0	2	22
0200 PEOTONE PCT 001	18	9	12	174	151	174	5	2	2	135	125	134	4	3	3	59
0201 PEOTONE PCT 002	21	9	23	188	151	162	4	4	3	110	109	104	3	1	5	55
0262 WASHINGTON PCT 001	12	9	8	134	123	132	5	5	1	64	61	71	1	3	3	42
0263 WASHINGTON PCT 002	6	5	9	165	149	155	2	0	1	106	101	100	4	2	4	49
0264 WASHINGTON PCT 003	15	6	10	132	114	126	1	1	1	78	72	78	2	1	6	38
0296 WILL PCT 001	16	5	10	162	140	152	1	6	2	102	88	100	0	1	2	39
0300 WILTON PCT 001	5	2	6	94	77	87	2	3	1	51	45	51	4	1	1	22

ALT DELEGATE - NATIONAL NOMINATING CONV
 2ND CONGRESSIONAL DISTRICT

Vote for not more than 3

	VOTES	PERCENT		VOTES	PERCENT
01 = Stephen E. Liehr	745	4.69	05 = Philanise N. White	78	.49
02 = Barbara J. Peterson	819	5.15	06 = Kristi Delaurentiis	454	2.86
03 = David P. Dersien	133	.84	07 = Antonio Carrico	421	2.65
04 = Douglas V. Horne	145	.91	08 = Miriam Shabo	401	2.52

	01	02	03	04	05	06	07	08
0006 CRETE PCT 001	17	18	4	1	1	15	13	12
0007 CRETE PCT 002	9	8	3	3	2	8	5	6
0008 CRETE PCT 003	15	19	4	4	2	9	9	9
0009 CRETE PCT 004	25	26	0	0	0	16	16	14
0010 CRETE PCT 005	34	36	4	3	4	13	15	13
0011 CRETE PCT 006	46	47	8	5	3	23	17	16
0012 CRETE PCT 007	29	30	6	4	2	13	10	11
0013 CRETE PCT 008	27	31	8	6	3	17	11	12
0014 CRETE PCT 009	41	39	5	6	3	18	17	12
0015 CRETE PCT 010	11	12	4	1	1	12	13	9
0016 CRETE PCT 011	33	34	6	3	2	21	19	21
0017 CRETE PCT 012	49	48	4	7	2	17	15	14
0172 MONEE PCT 001	17	16	2	5	2	12	10	12
0173 MONEE PCT 002	14	13	0	1	0	5	9	6
0174 MONEE PCT 003	20	26	9	15	5	16	11	12
0175 MONEE PCT 004	28	28	8	12	4	30	27	27
0176 MONEE PCT 005	0	0	0	0	0	0	0	0
0177 MONEE PCT 006	0	0	0	0	1	0	0	0
0178 MONEE PCT 007	0	0	0	0	0	1	1	4
0179 MONEE PCT 008	22	21	3	11	5	10	10	10
0200 PEOTONE PCT 001	62	73	13	10	8	39	35	35
0201 PEOTONE PCT 002	57	59	6	5	4	41	43	44
0262 WASHINGTON PCT 001	41	54	7	8	6	38	35	33
0263 WASHINGTON PCT 002	48	55	8	9	6	27	29	22
0264 WASHINGTON PCT 003	36	56	7	7	4	21	21	19
0296 WILL PCT 001	41	47	9	15	6	17	20	15
0300 WILTON PCT 001	23	23	5	4	2	15	10	13

ALT DELEGATE - NATIONAL NOMINATING CONV
3RD CONGRESSIONAL DISTRICT

Vote for not more than 3

	VOTES	PERCENT		VOTES	PERCENT
01 = G. Joel Baise	122	.42	09 = Nena Mihailovic	4,640	15.91
02 = George Offord	158	.54	10 = Vivienne Porter	2,243	7.69
03 = Ben Noble	148	.51	11 = Madelyn D. Flaherty	2,272	7.79
04 = Kimberly Blackburn	178	.61	12 = Alaa N. Sweis	1,948	6.68
05 = Louis G. Rexing	69	.24	13 = Ronald Armstrong	84	.29
06 = Matthew Moustakas	147	.50	14 = Richard "Dick" Halm	40	.14
07 = Vince Matonis	4,863	16.67	15 = Jeffrey "Jeff" Baker	89	.31
08 = Geraldine Brady	4,932	16.91	16 = James J. Parrilli	1,542	5.29

	01	02	03	04	05	06	07	08	09	10	11	12	13	14	15	16
0050 DU PAGE PCT 032	1	2	3	4	0	0	29	40	38	23	23	19	0	0	2	12
0051 DU PAGE PCT 033	1	0	0	0	0	0	26	24	24	4	5	3	0	0	1	9
0053 DU PAGE PCT 035	0	0	1	0	0	2	19	23	18	11	7	7	0	1	1	7
0054 DU PAGE PCT 036	3	5	2	1	0	0	114	108	105	71	70	61	2	1	2	21
0055 DU PAGE PCT 037	4	3	8	3	5	8	89	85	81	64	60	54	2	1	3	13
0087 HOMER PCT 001	3	3	5	5	0	4	145	142	140	79	76	63	0	1	2	27
0088 HOMER PCT 002	8	8	5	3	1	7	210	215	201	63	71	65	5	1	3	61
0089 HOMER PCT 003	4	5	6	3	3	3	133	128	124	75	72	67	4	0	3	56
0090 HOMER PCT 004	7	6	5	3	4	6	189	199	186	96	92	84	1	1	2	81
0091 HOMER PCT 005	5	6	6	9	3	10	143	144	129	72	69	57	2	1	3	65
0092 HOMER PCT 006	1	7	2	7	0	7	174	181	168	62	58	50	3	3	5	46
0093 HOMER PCT 007	5	3	4	8	1	3	176	174	169	63	71	61	4	1	1	58
0094 HOMER PCT 008	5	2	8	6	3	3	161	162	156	59	61	47	2	2	1	56
0095 HOMER PCT 009	2	1	1	8	1	9	123	124	116	52	47	39	6	2	3	49
0096 HOMER PCT 010	5	5	7	10	3	8	147	145	138	61	65	53	2	2	3	60
0097 HOMER PCT 011	6	4	2	6	1	4	153	162	154	63	61	50	2	0	4	38
0098 HOMER PCT 012	4	3	5	6	0	5	171	177	169	88	81	75	2	1	2	82
0099 HOMER PCT 013	2	3	5	3	6	4	150	152	141	64	68	57	1	0	2	32
0100 HOMER PCT 014	3	5	8	8	6	6	209	210	195	94	104	82	3	3	3	62
0101 HOMER PCT 015	1	9	3	4	1	4	159	160	150	65	65	55	1	1	1	57
0102 HOMER PCT 016	2	5	4	7	1	2	144	146	139	58	59	50	2	0	4	44
0103 HOMER PCT 017	1	6	4	4	2	3	248	248	231	99	84	78	5	1	5	77
0104 HOMER PCT 018	3	7	6	2	0	3	140	151	134	76	80	68	3	1	1	51
0107 JOLIET PCT 001	2	4	1	0	1	0	38	41	37	33	31	30	0	0	0	11
0108 JOLIET PCT 002	0	1	2	5	0	1	60	58	57	28	29	26	2	0	1	23
0109 JOLIET PCT 003	2	2	2	3	2	1	59	59	55	20	23	18	0	1	2	12
0145 LOCKPORT PCT 002	5	5	1	5	3	6	83	83	80	53	58	45	1	1	1	31
0146 LOCKPORT PCT 003	3	5	4	3	1	4	59	64	55	41	44	38	1	0	0	13
0147 LOCKPORT PCT 004	2	3	1	4	3	5	77	78	75	27	31	25	2	0	0	8
0148 LOCKPORT PCT 005	1	5	3	2	0	2	144	144	133	39	46	34	3	0	2	23
0153 LOCKPORT PCT 010	1	1	0	2	0	2	113	106	107	46	50	38	1	0	3	46
0154 LOCKPORT PCT 011	2	2	2	2	0	2	102	105	98	63	65	52	3	1	2	37
0155 LOCKPORT PCT 012	3	5	4	5	1	3	126	123	113	49	50	45	3	2	4	22
0158 LOCKPORT PCT 015	0	1	1	3	3	3	60	60	56	23	26	21	1	0	2	13
0159 LOCKPORT PCT 016	4	3	7	7	1	2	103	109	98	54	60	45	2	2	3	42
0160 LOCKPORT PCT 017	3	5	1	6	2	5	121	129	117	82	86	79	4	3	6	60
0161 LOCKPORT PCT 018	3	3	4	5	2	2	125	122	116	67	61	58	2	2	3	43
0162 LOCKPORT PCT 019	1	2	4	7	3	3	128	124	123	60	62	57	1	2	1	41
0163 LOCKPORT PCT 020	0	0	0	0	0	0	0	0	0	1	1	1	0	0	0	0
0164 LOCKPORT PCT 021	7	6	4	4	1	2	62	62	65	35	36	35	5	0	1	25
0165 LOCKPORT PCT 022	2	2	2	2	3	0	63	70	66	35	39	31	1	0	0	14
0166 LOCKPORT PCT 023	2	3	3	1	1	3	79	84	75	21	22	22	0	1	1	12
0167 LOCKPORT PCT 024	3	2	2	2	1	0	9	11	8	4	3	3	0	1	0	2

ALT DELEGATE - NATIONAL NOMINATING CONV
3RD CONGRESSIONAL DISTRICT

Vote for not more than 3

	VOTES	PERCENT		VOTES	PERCENT
01 = Andrew J. Kirchoff	1,605	5.50	05 = Tyler Mikan	631	2.16
02 = William J. Corley	1,453	4.98	06 = John D. Brannen	193	.66
03 = Steven Daglas	674	2.31	07 = John D'Alessandro	187	.64
04 = Katie Justak	783	2.68	08 = Gael Heppner	164	.56

	01	02	03	04	05	06	07	08
0050 DU PAGE PCT 032	15	15	6	9	6	1	1	1
0051 DU PAGE PCT 033	9	9	2	2	4	3	2	2
0053 DU PAGE PCT 035	10	6	9	9	8	1	0	1
0054 DU PAGE PCT 036	23	25	19	18	15	6	6	8
0055 DU PAGE PCT 037	19	13	14	16	12	1	4	1
0087 HOMER PCT 001	35	27	17	16	14	4	5	3
0088 HOMER PCT 002	68	59	23	27	20	7	3	1
0089 HOMER PCT 003	56	50	17	17	11	5	5	6
0090 HOMER PCT 004	85	82	36	32	35	8	8	5
0091 HOMER PCT 005	64	57	23	30	19	6	8	4
0092 HOMER PCT 006	50	39	23	34	20	4	7	5
0093 HOMER PCT 007	60	57	23	22	19	3	3	1
0094 HOMER PCT 008	53	51	18	20	12	7	7	4
0095 HOMER PCT 009	48	42	16	20	15	5	2	4
0096 HOMER PCT 010	62	58	25	28	25	6	4	3
0097 HOMER PCT 011	38	36	28	31	27	9	7	5
0098 HOMER PCT 012	84	77	17	22	16	7	12	10
0099 HOMER PCT 013	37	32	20	19	16	6	4	3
0100 HOMER PCT 014	64	57	23	33	26	5	3	5
0101 HOMER PCT 015	58	56	23	27	23	2	4	3
0102 HOMER PCT 016	47	38	16	16	15	7	6	9
0103 HOMER PCT 017	88	79	21	24	16	12	9	10
0104 HOMER PCT 018	56	49	27	29	29	5	4	6
0107 JOLIET PCT 001	12	11	6	9	7	2	1	3
0108 JOLIET PCT 002	24	19	11	10	12	4	5	3
0109 JOLIET PCT 003	13	13	7	9	11	0	2	0
0145 LOCKPORT PCT 002	30	27	15	19	13	5	4	5
0146 LOCKPORT PCT 003	15	14	9	9	11	1	2	0
0147 LOCKPORT PCT 004	7	10	14	14	15	2	0	0
0148 LOCKPORT PCT 005	25	22	14	18	14	8	5	6
0153 LOCKPORT PCT 010	46	39	21	22	17	2	3	2
0154 LOCKPORT PCT 011	39	30	12	12	12	8	11	8
0155 LOCKPORT PCT 012	22	18	14	18	11	4	3	0
0158 LOCKPORT PCT 015	14	10	8	13	8	2	1	0
0159 LOCKPORT PCT 016	44	43	17	23	19	12	7	9
0160 LOCKPORT PCT 017	60	52	21	24	19	5	7	4
0161 LOCKPORT PCT 018	36	35	17	25	14	3	3	4
0162 LOCKPORT PCT 019	39	45	14	20	15	4	7	6
0163 LOCKPORT PCT 020	0	0	0	0	0	0	0	0
0164 LOCKPORT PCT 021	21	20	13	14	16	5	4	5
0165 LOCKPORT PCT 022	16	15	4	9	5	1	2	2
0166 LOCKPORT PCT 023	11	14	8	12	7	3	3	3
0167 LOCKPORT PCT 024	2	2	3	2	2	2	3	4

ALT DELEGATE - NATIONAL NOMINATING CONV
11TH CONGRESSIONAL DISTRICT

Vote for not more than 3

	VOTES	PERCENT		VOTES	PERCENT
01 = Gregory W. Baise	483	.64	09 = Grace Baldacci	372	.49
02 = John Aguilar	523	.69	10 = Riley Tagtmeyer	10,168	13.51
03 = Sheldon L. Watts	409	.54	11 = Jackie Kurtz	11,005	14.62
04 = Raquel Mitchell	6,374	8.47	12 = Joshua McGinnis	10,561	14.03
05 = Edward R. Theobald	6,526	8.67	13 = Charles Bolwin	162	.22
06 = Willard Hemsworth	6,186	8.22	14 = John Schutzius	116	.15
07 = Jonathan Piazza	418	.56	15 = Nancy Stefanski	320	.43
08 = Steven Kallevik	205	.27	16 = James A. Brocato	556	.74

	01	02	03	04	05	06	07	08	09	10	11	12	13	14	15	16
0019 DU PAGE PCT 001	6	6	4	81	80	80	4	1	1	102	109	108	1	1	1	4
0020 DU PAGE PCT 002	5	3	5	73	77	73	4	0	4	100	104	97	1	1	1	5
0021 DU PAGE PCT 003	3	1	2	74	76	70	2	2	3	98	103	100	1	0	1	3
0022 DU PAGE PCT 004	4	9	7	54	49	52	5	3	3	48	60	55	1	0	3	5
0023 DU PAGE PCT 005	3	2	4	55	53	52	4	1	3	60	68	65	0	0	2	2
0024 DU PAGE PCT 006	2	2	4	50	51	50	0	0	2	71	77	77	2	0	1	8
0025 DU PAGE PCT 007	0	3	2	90	89	87	4	1	1	88	98	94	1	3	1	1
0026 DU PAGE PCT 008	1	2	2	54	53	53	1	3	1	47	48	45	3	1	1	7
0027 DU PAGE PCT 009	3	2	5	49	49	43	1	2	1	54	63	59	1	1	2	9
0028 DU PAGE PCT 010	5	3	1	46	44	42	3	0	0	46	52	47	2	2	0	1
0029 DU PAGE PCT 011	3	1	4	51	55	54	0	0	0	35	44	37	2	0	1	0
0030 DU PAGE PCT 012	5	5	4	65	66	57	0	1	1	48	48	48	0	2	5	6
0031 DU PAGE PCT 013	1	7	2	39	40	36	4	2	2	44	49	44	0	0	4	4
0032 DU PAGE PCT 014	5	6	5	44	42	37	2	1	4	51	55	53	2	2	3	4
0033 DU PAGE PCT 015	2	3	3	34	36	33	0	1	3	53	58	56	1	1	1	6
0034 DU PAGE PCT 016	6	6	7	42	41	39	3	0	3	60	64	64	3	0	0	4
0035 DU PAGE PCT 017	2	2	8	39	36	34	2	0	0	43	49	41	1	0	2	4
0036 DU PAGE PCT 018	3	6	11	38	45	40	1	1	1	64	67	64	0	2	4	2
0037 DU PAGE PCT 019	7	5	6	48	45	45	3	1	4	39	44	41	1	1	1	4
0038 DU PAGE PCT 020	5	8	5	23	28	23	0	0	0	50	51	47	1	0	1	2
0039 DU PAGE PCT 021	3	4	4	45	48	49	3	3	3	61	64	56	3	4	3	4
0040 DU PAGE PCT 022	2	1	4	57	51	51	2	2	2	94	100	93	1	1	1	4
0041 DU PAGE PCT 023	3	6	6	39	40	39	3	0	4	56	63	61	2	1	1	1
0042 DU PAGE PCT 024	3	3	4	40	40	39	4	2	0	46	50	42	2	1	3	6
0043 DU PAGE PCT 025	4	5	2	53	52	55	3	3	4	46	48	45	2	1	2	2
0044 DU PAGE PCT 026	2	4	3	41	44	43	1	1	3	43	45	42	0	0	1	3
0045 DU PAGE PCT 027	2	2	6	30	30	27	0	2	4	45	49	41	0	0	0	7
0046 DU PAGE PCT 028	3	1	2	20	23	20	1	0	0	47	50	51	0	0	0	5
0047 DU PAGE PCT 029	0	3	3	46	45	45	2	4	3	70	74	67	0	1	3	8
0048 DU PAGE PCT 030	3	4	2	32	33	37	0	0	0	27	28	26	0	0	0	3
0049 DU PAGE PCT 031	4	3	5	46	46	47	2	0	2	34	44	41	1	1	5	1
0050 DU PAGE PCT 032	5	8	5	47	48	43	4	1	5	68	69	71	2	0	3	3
0051 DU PAGE PCT 033	2	7	2	31	28	33	2	1	2	58	68	68	0	1	2	5
0052 DU PAGE PCT 034	6	7	3	65	63	64	7	2	6	93	97	100	3	1	1	2
0054 DU PAGE PCT 036	0	1	0	0	0	1	0	0	0	0	0	0	0	0	0	0
0105 JACKSON PCT 001	0	0	2	28	31	31	2	0	1	38	39	38	0	0	0	1
0107 JOLIET PCT 001	0	0	0	1	1	2	0	0	0	1	1	1	0	0	0	0
0108 JOLIET PCT 002	0	0	0	2	2	2	0	0	0	0	0	0	0	0	0	0
0110 JOLIET PCT 004	4	4	4	45	46	40	1	3	3	80	84	81	1	1	2	1
0111 JOLIET PCT 005	0	0	0	2	3	2	0	0	0	8	9	9	0	0	0	0
0112 JOLIET PCT 006	0	1	0	2	2	2	0	0	0	2	5	2	0	0	0	0
0113 JOLIET PCT 007	2	0	0	6	5	6	1	0	0	15	16	15	1	1	3	0
0114 JOLIET PCT 008	4	2	3	38	36	35	3	0	1	57	67	58	0	0	2	2
0115 JOLIET PCT 009	3	2	3	18	20	18	2	1	0	41	43	44	0	2	1	1
0116 JOLIET PCT 010	4	2	2	57	59	50	3	2	1	80	85	85	1	0	3	2
0117 JOLIET PCT 011	3	2	1	31	34	31	1	2	2	51	54	54	0	0	2	3
0118 JOLIET PCT 012	4	1	0	12	12	11	1	1	1	52	55	57	0	2	1	2

ALT DELEGATE - NATIONAL NOMINATING CONV
11TH CONGRESSIONAL DISTRICT

Vote for not more than 3

	VOTES	PERCENT		VOTES	PERCENT
01 = Gregory W. Baise	483	.64	09 = Grace Baldacci	372	.49
02 = John Aguilar	523	.69	10 = Riley Tagtmeyer	10,168	13.51
03 = Sheldon L. Watts	409	.54	11 = Jackie Kurtz	11,005	14.62
04 = Raquel Mitchell	6,374	8.47	12 = Joshua McGinnis	10,561	14.03
05 = Edward R. Theobald	6,526	8.67	13 = Charles Bolwin	162	.22
06 = Willard Hemsworth	6,186	8.22	14 = John Schutzius	116	.15
07 = Jonathan Piazza	418	.56	15 = Nancy Stefanski	320	.43
08 = Steven Kallevik	205	.27	16 = James A. Brocato	556	.74

(CONTINUED FROM PREVIOUS PAGE)

	01	02	03	04	05	06	07	08	09	10	11	12	13	14	15	16
0119 JOLIET PCT 013	2	1	0	6	2	0	0	0	0	12	12	12	0	0	1	0
0120 JOLIET PCT 014	1	1	1	6	3	2	1	0	0	15	17	16	0	0	1	2
0121 JOLIET PCT 015	7	5	5	20	26	22	2	0	2	41	42	41	1	1	3	2
0122 JOLIET PCT 016	2	4	2	22	26	20	0	0	2	17	23	18	0	0	1	5
0123 JOLIET PCT 017	2	3	4	61	66	56	6	1	5	106	113	110	1	1	3	6
0124 JOLIET PCT 018	6	5	2	52	61	54	5	2	4	109	124	111	2	1	2	8
0125 JOLIET PCT 019	2	3	1	43	42	43	6	0	2	61	70	67	0	0	4	9
0126 JOLIET PCT 020	4	3	2	27	26	24	3	1	5	58	67	61	0	1	2	7
0127 JOLIET PCT 021	5	2	3	42	43	39	3	1	2	88	87	94	3	1	1	4
0128 JOLIET PCT 022	3	1	3	30	27	29	1	0	2	55	58	53	0	0	3	2
0129 JOLIET PCT 023	2	0	1	17	17	19	5	2	2	28	32	30	3	1	4	5
0130 JOLIET PCT 024	2	3	0	21	21	22	5	1	1	40	37	36	1	1	4	3
0131 JOLIET PCT 025	2	0	0	41	39	37	2	1	2	60	67	65	0	0	2	1
0132 JOLIET PCT 026	2	1	2	24	26	26	1	2	1	56	59	55	2	1	1	2
0133 JOLIET PCT 027	0	0	0	11	11	10	0	0	0	17	18	19	0	0	0	0
0134 JOLIET PCT 028	0	0	1	0	1	0	0	0	0	5	5	6	0	0	0	0
0135 JOLIET PCT 029	2	1	1	16	20	15	1	0	1	31	36	33	0	0	0	2
0136 JOLIET PCT 030	4	5	2	39	41	40	1	0	1	73	78	77	2	2	4	4
0137 JOLIET PCT 031	1	0	2	34	34	36	3	1	0	62	64	65	0	1	1	3
0138 JOLIET PCT 032	0	1	0	4	3	3	1	1	1	2	2	2	1	0	0	0
0139 JOLIET PCT 033	2	3	3	27	28	28	3	1	2	82	89	88	0	1	3	4
0140 JOLIET PCT 034	4	6	3	2	1	3	2	1	1	13	15	14	0	0	0	1
0141 JOLIET PCT 035	3	1	1	9	14	11	2	0	1	46	53	47	1	0	1	3
0142 JOLIET PCT 036	0	0	0	18	16	15	0	0	1	23	26	25	0	0	2	4
0143 JOLIET PCT 037	5	3	4	28	24	24	1	2	2	54	57	53	0	2	2	2
0144 LOCKPORT PCT 001	8	9	4	131	130	122	11	8	12	209	222	211	3	4	15	5
0149 LOCKPORT PCT 006	2	2	1	44	37	36	2	2	2	67	74	66	0	0	4	5
0150 LOCKPORT PCT 007	5	3	3	37	39	36	2	1	0	51	64	60	1	0	2	6
0151 LOCKPORT PCT 008	1	3	1	22	23	18	3	0	0	50	54	50	0	0	4	2
0152 LOCKPORT PCT 009	8	8	7	75	74	76	10	4	8	142	152	143	6	1	11	7
0156 LOCKPORT PCT 013	10	10	7	135	129	122	12	3	15	216	227	218	2	0	6	7
0157 LOCKPORT PCT 014	2	8	3	47	47	42	15	3	7	70	80	77	0	0	5	9
0163 LOCKPORT PCT 020	5	7	1	45	45	45	7	3	1	102	102	99	1	3	3	8
0180 NEW LENOX PCT 001	1	2	2	28	33	33	1	2	3	86	88	97	1	1	2	7
0181 NEW LENOX PCT 002	1	0	2	32	33	38	2	3	0	92	103	97	1	3	4	4
0182 NEW LENOX PCT 003	3	1	1	57	63	60	5	3	2	131	138	137	2	1	0	6
0183 NEW LENOX PCT 004	9	8	5	58	52	47	4	5	3	110	121	115	2	1	1	7
0184 NEW LENOX PCT 005	3	3	2	70	68	72	4	1	5	125	132	128	1	4	5	4
0185 NEW LENOX PCT 006	3	3	5	73	76	74	4	3	4	128	137	135	1	1	2	5
0188 NEW LENOX PCT 009	9	10	8	79	84	84	2	2	5	140	143	143	5	3	5	13
0189 NEW LENOX PCT 010	8	4	6	76	78	76	5	3	7	122	139	127	4	2	2	7
0190 NEW LENOX PCT 011	5	5	4	82	88	84	5	2	3	106	110	116	2	1	2	5
0195 NEW LENOX PCT 016	1	2	1	82	82	80	1	1	2	132	140	138	1	1	2	5
0197 NEW LENOX PCT 018	0	0	0	3	3	2	0	0	0	0	0	2	0	0	0	0
0205 PLAINFIELD PCT 004	0	3	2	20	20	17	2	0	2	28	33	30	0	0	1	1
0206 PLAINFIELD PCT 005	2	4	1	47	53	46	1	2	1	79	90	86	2	2	1	2
0207 PLAINFIELD PCT 006	5	5	1	54	54	53	4	2	2	54	62	55	3	1	2	4

ALT DELEGATE - NATIONAL NOMINATING CONV
 11TH CONGRESSIONAL DISTRICT

Vote for not more than 3

	VOTES	PERCENT		VOTES	PERCENT
01 = Gregory W. Baise	483	.64	09 = Grace Baldacci	372	.49
02 = John Aguilar	523	.69	10 = Riley Tagtmeyer	10,168	13.51
03 = Sheldon L. Watts	409	.54	11 = Jackie Kurtz	11,005	14.62
04 = Raquel Mitchell	6,374	8.47	12 = Joshua McGinnis	10,561	14.03
05 = Edward R. Theobald	6,526	8.67	13 = Charles Bolwin	162	.22
06 = Willard Hemsworth	6,186	8.22	14 = John Schutzius	116	.15
07 = Jonathan Piazza	418	.56	15 = Nancy Stefanski	320	.43
08 = Steven Kallevik	205	.27	16 = James A. Brocato	556	.74

(CONTINUED FROM PREVIOUS PAGE)

	01	02	03	04	05	06	07	08	09	10	11	12	13	14	15	16
0208 PLAINFIELD PCT 007	5	3	0	36	39	36	2	1	0	47	52	51	0	0	4	2
0211 PLAINFIELD PCT 010	1	0	2	30	33	28	0	0	1	60	59	56	1	0	1	8
0212 PLAINFIELD PCT 011	4	4	3	26	25	24	0	1	1	15	21	13	2	1	1	1
0213 PLAINFIELD PCT 012	3	6	3	46	50	43	3	0	1	53	57	53	0	0	2	6
0214 PLAINFIELD PCT 013	5	3	1	72	72	74	7	4	5	134	145	138	3	4	7	4
0215 PLAINFIELD PCT 014	6	5	6	60	67	64	7	0	9	101	117	105	1	0	3	2
0216 PLAINFIELD PCT 015	10	9	8	70	78	67	5	2	5	136	140	138	0	2	4	11
0217 PLAINFIELD PCT 016	6	8	5	79	74	75	2	2	4	110	121	118	1	0	2	6
0218 PLAINFIELD PCT 017	1	8	1	45	42	39	2	1	4	92	104	97	2	2	3	3
0219 PLAINFIELD PCT 018	2	2	1	39	34	38	0	3	3	88	101	89	1	0	4	6
0220 PLAINFIELD PCT 019	6	4	1	31	32	25	1	1	1	85	86	82	1	2	4	2
0221 PLAINFIELD PCT 020	4	3	3	67	68	69	3	2	6	139	144	147	1	0	3	2
0222 PLAINFIELD PCT 021	3	3	2	51	51	49	6	0	3	77	84	88	1	1	3	3
0223 PLAINFIELD PCT 022	2	6	2	87	90	93	12	5	8	169	176	166	3	1	7	4
0224 PLAINFIELD PCT 023	0	4	1	37	36	37	1	1	4	91	99	94	2	0	2	10
0225 PLAINFIELD PCT 024	4	5	5	51	51	49	4	1	3	110	117	112	2	0	7	4
0226 PLAINFIELD PCT 025	4	5	3	58	61	54	2	3	1	78	87	75	0	1	2	4
0227 PLAINFIELD PCT 026	1	5	1	27	30	27	3	2	0	56	63	57	0	0	0	2
0228 PLAINFIELD PCT 027	4	5	2	51	49	47	1	2	3	61	65	63	0	1	1	3
0229 PLAINFIELD PCT 028	3	4	2	47	49	45	0	0	3	73	81	79	2	2	5	3
0230 PLAINFIELD PCT 029	2	1	2	47	50	48	2	3	2	94	101	97	3	1	2	3
0231 PLAINFIELD PCT 030	3	2	1	65	72	66	1	4	4	88	96	96	2	0	1	4
0232 PLAINFIELD PCT 031	4	4	3	52	57	57	6	2	3	89	105	87	2	2	2	4
0233 PLAINFIELD PCT 032	4	0	0	28	32	31	4	1	3	88	89	91	0	0	1	4
0234 PLAINFIELD PCT 033	5	6	4	70	74	64	3	2	4	87	92	87	0	1	1	3
0235 PLAINFIELD PCT 034	2	3	2	48	47	42	0	1	2	73	89	82	2	0	5	5
0236 PLAINFIELD PCT 035	5	4	5	49	54	47	2	0	2	75	84	78	0	0	0	5
0240 TROY PCT 001	4	6	5	49	47	46	5	3	7	106	117	117	2	0	4	1
0241 TROY PCT 002	1	2	0	44	39	37	0	0	0	70	79	75	2	1	1	3
0242 TROY PCT 003	5	3	2	76	81	71	3	4	9	120	132	122	3	0	1	5
0243 TROY PCT 004	3	5	3	57	59	55	3	0	3	107	116	108	2	1	4	7
0244 TROY PCT 005	8	9	6	60	66	59	7	1	4	87	91	91	2	2	1	5
0245 TROY PCT 006	1	0	0	33	34	34	4	1	5	56	63	61	1	0	2	3
0246 TROY PCT 007	3	4	1	80	78	73	3	2	2	107	115	107	2	1	2	4
0247 TROY PCT 008	6	10	5	80	84	80	6	3	4	183	195	190	1	2	3	7
0248 TROY PCT 009	8	4	5	84	95	83	3	1	3	93	98	101	0	0	2	5
0249 TROY PCT 010	5	9	6	70	78	68	6	2	3	123	129	125	3	2	1	5
0250 TROY PCT 011	11	13	11	81	93	79	13	5	7	179	181	183	1	1	4	8
0251 TROY PCT 012	4	2	2	63	68	62	8	3	4	99	106	105	2	2	3	4
0252 TROY PCT 013	1	1	1	5	5	6	0	0	0	16	17	18	0	0	0	1
0253 TROY PCT 014	1	2	0	11	17	14	3	1	1	13	14	17	1	0	1	3
0254 TROY PCT 015	5	4	2	59	60	58	5	4	4	79	93	80	3	1	1	7
0255 TROY PCT 016	4	3	3	58	58	56	3	1	5	86	95	94	2	2	3	7
0256 TROY PCT 017	1	2	1	21	16	18	0	1	0	21	22	26	1	0	1	0
0257 TROY PCT 018	2	2	2	41	50	42	1	1	1	59	61	64	0	0	1	8
0258 TROY PCT 019	1	3	0	26	25	25	2	0	0	47	58	53	1	0	1	3
0269 WHEATLAND PCT 004	5	7	5	39	36	36	2	2	3	78	81	82	2	1	4	5

ALT DELEGATE - NATIONAL NOMINATING CONV
 11TH CONGRESSIONAL DISTRICT

VOTES PERCENT

VOTES PERCENT

Vote for not more than 3

01 = Gregory W. Baise	483	.64	09 = Grace Baldacci	372	.49
02 = John Aguilar	523	.69	10 = Riley Tagtmeyer	10,168	13.51
03 = Sheldon L. Watts	409	.54	11 = Jackie Kurtz	11,005	14.62
04 = Raquel Mitchell	6,374	8.47	12 = Joshua McGinnis	10,561	14.03
05 = Edward R. Theobald	6,526	8.67	13 = Charles Bolwin	162	.22
06 = Willard Hemsworth	6,186	8.22	14 = John Schutzius	116	.15
07 = Jonathan Piazza	418	.56	15 = Nancy Stefanski	320	.43
08 = Steven Kallevik	205	.27	16 = James A. Brocato	556	.74

(CONTINUED FROM PREVIOUS PAGE)

	01	02	03	04	05	06	07	08	09	10	11	12	13	14	15	16
0270 WHEATLAND PCT 005	9	9	3	69	71	69	4	3	7	125	133	137	0	0	2	1
0284 WHEATLAND PCT 019	2	1	2	50	56	52	3	1	1	55	63	64	1	0	2	4
0287 WHEATLAND PCT 022	3	3	6	55	52	48	4	1	4	55	59	58	0	1	1	0
0291 WHEATLAND PCT 026	0	0	0	0	0	0	0	0	0	0	0	0	0	0	0	0
0292 WHEATLAND PCT 027	0	0	2	14	15	13	4	1	2	27	32	26	0	0	0	1

ALT DELEGATE - NATIONAL NOMINATING CONV
11TH CONGRESSIONAL DISTRICT

Vote for not more than 3

01 = Mary Ann F. Vincent

02 = Lee A. Forseth

03 = Janice Marie Anderson

04 = Michael J. Loftus

VOTES PERCENT

VOTES PERCENT

558 .74
465 .62
2,156 2.86
2,146 2.85

05 = Rachel Ossyra
06 = Natale Garofalo
07 = John Gardner Huff
08 = David M. Shiffer

1,938 2.58
4,664 6.20
4,455 5.92
4,490 5.97

01 02 03 04 05 06 07 08

0019 DU PAGE PCT 001	8	1	35	36	34	83	80	77
0020 DU PAGE PCT 002	6	7	31	30	28	145	140	139
0021 DU PAGE PCT 003	4	1	36	39	37	144	148	148
0022 DU PAGE PCT 004	6	6	23	25	22	57	53	54
0023 DU PAGE PCT 005	1	1	19	16	14	38	34	36
0024 DU PAGE PCT 006	6	5	13	17	10	46	45	48
0025 DU PAGE PCT 007	1	2	30	29	27	116	118	114
0026 DU PAGE PCT 008	4	5	19	17	14	24	20	19
0027 DU PAGE PCT 009	6	2	7	8	12	37	34	38
0028 DU PAGE PCT 010	3	2	19	18	15	31	31	32
0029 DU PAGE PCT 011	1	0	10	14	12	32	29	30
0030 DU PAGE PCT 012	6	6	18	14	16	27	25	28
0031 DU PAGE PCT 013	1	1	7	7	4	17	16	16
0032 DU PAGE PCT 014	7	1	21	20	20	33	23	28
0033 DU PAGE PCT 015	3	3	8	9	9	34	33	37
0034 DU PAGE PCT 016	4	2	16	13	17	35	31	37
0035 DU PAGE PCT 017	3	4	12	10	11	37	37	41
0036 DU PAGE PCT 018	4	4	12	12	11	31	28	34
0037 DU PAGE PCT 019	3	3	12	8	8	15	15	14
0038 DU PAGE PCT 020	3	3	10	10	10	13	13	13
0039 DU PAGE PCT 021	4	4	15	9	13	20	20	20
0040 DU PAGE PCT 022	5	4	9	11	8	29	25	25
0041 DU PAGE PCT 023	4	1	18	22	17	28	32	29
0042 DU PAGE PCT 024	5	3	8	7	7	26	21	25
0043 DU PAGE PCT 025	0	1	9	13	9	20	18	22
0044 DU PAGE PCT 026	5	2	14	11	11	19	21	17
0045 DU PAGE PCT 027	7	7	12	10	11	21	16	22
0046 DU PAGE PCT 028	5	5	11	12	9	19	18	20
0047 DU PAGE PCT 029	6	5	16	17	15	40	37	36
0048 DU PAGE PCT 030	1	4	17	17	15	13	11	11
0049 DU PAGE PCT 031	1	1	18	19	14	31	34	32
0050 DU PAGE PCT 032	5	3	13	11	11	17	15	13
0051 DU PAGE PCT 033	6	6	10	13	12	22	20	15
0052 DU PAGE PCT 034	2	3	33	34	29	68	62	61
0054 DU PAGE PCT 036	0	0	0	0	1	0	0	0
0105 JACKSON PCT 001	1	0	6	2	4	14	13	15
0107 JOLIET PCT 001	0	0	1	1	1	0	0	0
0108 JOLIET PCT 002	0	0	0	0	0	0	0	0
0110 JOLIET PCT 004	0	0	5	6	4	17	15	15
0111 JOLIET PCT 005	0	0	2	3	2	1	1	1
0112 JOLIET PCT 006	1	0	1	2	1	0	0	0
0113 JOLIET PCT 007	2	2	4	4	5	6	6	6
0114 JOLIET PCT 008	1	2	11	11	9	14	11	12
0115 JOLIET PCT 009	1	1	6	6	6	5	4	7
0116 JOLIET PCT 010	4	3	13	14	14	16	15	14
0117 JOLIET PCT 011	1	2	7	9	8	11	10	11
0118 JOLIET PCT 012	3	5	9	7	6	4	3	4
0119 JOLIET PCT 013	1	0	2	2	2	0	0	1
0120 JOLIET PCT 014	0	0	2	3	3	1	1	1
0121 JOLIET PCT 015	1	1	8	8	8	8	7	6
0122 JOLIET PCT 016	6	5	5	5	7	3	1	2

	VOTES	PERCENT		VOTES	PERCENT
ALT DELEGATE - NATIONAL NOMINATING CONV					
11TH CONGRESSIONAL DISTRICT					
Vote for not more than 3					
01 = Mary Ann F. Vincent	558	.74	05 = Rachel Ossyra	1,938	2.58
02 = Lee A. Forseth	465	.62	06 = Natale Garofalo	4,664	6.20
03 = Janice Marie Anderson	2,156	2.86	07 = John Gardner Huff	4,455	5.92
04 = Michael J. Loftus	2,146	2.85	08 = David M. Shiffer	4,490	5.97

(CONTINUED FROM PREVIOUS PAGE)

	01	02	03	04	05	06	07	08
0123 JOLIET PCT 017	3	2	15	17	14	37	40	43
0124 JOLIET PCT 018	4	3	16	15	16	63	68	65
0125 JOLIET PCT 019	9	7	20	15	14	21	19	18
0126 JOLIET PCT 020	3	4	9	7	7	25	24	22
0127 JOLIET PCT 021	5	1	26	26	23	52	51	45
0128 JOLIET PCT 022	5	3	14	15	14	23	21	22
0129 JOLIET PCT 023	2	5	5	6	4	12	11	12
0130 JOLIET PCT 024	3	4	3	3	5	3	2	2
0131 JOLIET PCT 025	1	2	9	12	12	26	27	26
0132 JOLIET PCT 026	3	3	4	3	4	13	13	13
0133 JOLIET PCT 027	0	0	2	2	1	1	1	1
0134 JOLIET PCT 028	0	0	1	0	0	1	1	1
0135 JOLIET PCT 029	2	2	6	7	6	10	9	10
0136 JOLIET PCT 030	4	2	7	5	3	16	17	17
0137 JOLIET PCT 031	2	1	20	19	20	22	24	24
0138 JOLIET PCT 032	0	0	1	2	1	1	0	1
0139 JOLIET PCT 033	5	3	4	5	3	10	13	9
0140 JOLIET PCT 034	1	2	3	4	3	3	4	3
0141 JOLIET PCT 035	4	2	6	3	2	12	10	13
0142 JOLIET PCT 036	4	3	2	3	1	5	4	4
0143 JOLIET PCT 037	4	2	2	3	2	12	11	16
0144 LOCKPORT PCT 001	10	3	53	53	46	149	141	142
0149 LOCKPORT PCT 006	5	3	7	4	5	25	23	22
0150 LOCKPORT PCT 007	6	3	23	20	16	20	17	16
0151 LOCKPORT PCT 008	2	1	6	6	5	13	8	11
0152 LOCKPORT PCT 009	8	7	31	30	26	116	117	109
0156 LOCKPORT PCT 013	7	10	48	45	44	127	121	121
0157 LOCKPORT PCT 014	9	7	14	16	14	31	35	35
0163 LOCKPORT PCT 020	4	5	15	17	15	27	22	27
0180 NEW LENOX PCT 001	7	4	26	24	21	36	32	36
0181 NEW LENOX PCT 002	6	3	16	18	16	28	28	29
0182 NEW LENOX PCT 003	5	5	17	18	14	34	36	38
0183 NEW LENOX PCT 004	6	6	16	19	16	35	33	38
0184 NEW LENOX PCT 005	4	3	26	17	14	60	60	57
0185 NEW LENOX PCT 006	6	4	28	26	24	76	74	75
0188 NEW LENOX PCT 009	10	10	17	16	14	56	56	57
0189 NEW LENOX PCT 010	5	6	38	39	37	65	67	64
0190 NEW LENOX PCT 011	6	6	19	20	19	55	48	50
0195 NEW LENOX PCT 016	6	3	20	21	19	44	44	41
0197 NEW LENOX PCT 018	0	0	0	0	0	2	2	1
0205 PLAINFIELD PCT 004	3	3	4	6	4	19	17	17
0206 PLAINFIELD PCT 005	3	1	21	19	12	28	28	29
0207 PLAINFIELD PCT 006	1	1	20	17	15	39	39	35
0208 PLAINFIELD PCT 007	3	4	12	11	10	20	19	21
0211 PLAINFIELD PCT 010	7	8	9	11	8	36	35	35
0212 PLAINFIELD PCT 011	2	1	7	5	7	15	12	15
0213 PLAINFIELD PCT 012	3	2	16	18	16	13	14	14
0214 PLAINFIELD PCT 013	6	4	27	33	26	65	61	60
0215 PLAINFIELD PCT 014	5	2	25	26	21	71	66	69
0216 PLAINFIELD PCT 015	10	6	22	21	24	53	58	56
0217 PLAINFIELD PCT 016	7	6	25	22	22	43	44	39

	VOTES	PERCENT		VOTES	PERCENT
ALT DELEGATE - NATIONAL NOMINATING CONV					
11TH CONGRESSIONAL DISTRICT					
Vote for not more than 3					
01 = Mary Ann F. Vincent	558	.74	05 = Rachel Ossyra	1,938	2.58
02 = Lee A. Forseth	465	.62	06 = Natale Garofalo	4,664	6.20
03 = Janice Marie Anderson	2,156	2.86	07 = John Gardner Huff	4,455	5.92
04 = Michael J. Loftus	2,146	2.85	08 = David M. Shiffer	4,490	5.97

(CONTINUED FROM PREVIOUS PAGE)

	01	02	03	04	05	06	07	08
0218 PLAINFIELD PCT 017	2	2	15	18	12	19	15	15
0219 PLAINFIELD PCT 018	2	3	21	23	19	29	23	23
0220 PLAINFIELD PCT 019	3	2	8	12	12	17	16	14
0221 PLAINFIELD PCT 020	2	3	32	29	29	41	38	34
0222 PLAINFIELD PCT 021	3	4	11	14	11	34	34	36
0223 PLAINFIELD PCT 022	5	8	29	23	21	55	54	57
0224 PLAINFIELD PCT 023	8	8	20	16	17	28	26	22
0225 PLAINFIELD PCT 024	7	7	17	16	15	39	37	44
0226 PLAINFIELD PCT 025	4	4	19	17	15	19	16	16
0227 PLAINFIELD PCT 026	4	3	16	13	17	11	8	10
0228 PLAINFIELD PCT 027	3	3	23	17	16	27	20	19
0229 PLAINFIELD PCT 028	3	3	18	21	16	38	30	30
0230 PLAINFIELD PCT 029	4	6	12	14	14	41	37	39
0231 PLAINFIELD PCT 030	10	8	27	31	28	25	26	28
0232 PLAINFIELD PCT 031	4	4	15	16	16	44	41	42
0233 PLAINFIELD PCT 032	3	2	10	10	9	23	21	19
0234 PLAINFIELD PCT 033	6	3	12	14	14	39	34	33
0235 PLAINFIELD PCT 034	3	3	7	9	8	19	19	18
0236 PLAINFIELD PCT 035	7	3	13	13	17	25	22	22
0240 TROY PCT 001	3	1	16	17	15	25	21	22
0241 TROY PCT 002	2	7	13	15	12	21	16	18
0242 TROY PCT 003	4	1	11	7	5	49	51	53
0243 TROY PCT 004	6	6	16	16	13	24	22	24
0244 TROY PCT 005	7	5	13	12	11	34	38	37
0245 TROY PCT 006	3	1	5	6	5	16	16	16
0246 TROY PCT 007	9	6	36	31	26	34	33	34
0247 TROY PCT 008	9	2	21	23	19	56	56	50
0248 TROY PCT 009	3	4	25	24	19	41	37	41
0249 TROY PCT 010	7	4	27	29	26	53	52	50
0250 TROY PCT 011	5	6	29	33	29	101	103	101
0251 TROY PCT 012	2	3	20	17	16	35	38	34
0252 TROY PCT 013	1	1	3	3	3	1	0	0
0253 TROY PCT 014	1	1	5	6	4	11	6	7
0254 TROY PCT 015	5	5	17	16	15	36	36	34
0255 TROY PCT 016	5	5	25	25	23	39	35	37
0256 TROY PCT 017	0	1	7	7	5	14	14	13
0257 TROY PCT 018	6	6	12	13	12	18	19	21
0258 TROY PCT 019	1	3	15	15	14	14	12	11
0269 WHEATLAND PCT 004	7	7	14	16	12	45	43	43
0270 WHEATLAND PCT 005	4	2	42	48	41	92	87	85
0284 WHEATLAND PCT 019	0	1	14	12	12	48	37	38
0287 WHEATLAND PCT 022	1	0	14	14	12	35	34	36
0291 WHEATLAND PCT 026	0	0	0	0	0	0	0	0
0292 WHEATLAND PCT 027	0	1	5	4	5	12	15	12

	VOTES		PERCENT		VOTES		PERCENT	
ALT DELEGATE - NATIONAL NOMINATING CONV								
14TH CONGRESSIONAL DISTRICT								
Vote for not more than 3								
01 = Steve Bishop	3,145	8.74	09 = Matthew O. Sterba	4,111	11.43			
02 = Susan B. Dixon	3,146	8.74	10 = Charles J. Rector	91	.25			
03 = Dawn Damiani	2,886	8.02	11 = Sarah Stuebner	152	.42			
04 = Paul D. Lencioni	183	.51	12 = Jeffery Metzger	127	.35			
05 = Burton D. Minor	134	.37	13 = Laurene Geary	85	.24			
06 = Gary T. Rabine	175	.49	14 = Ted Koch	118	.33			
07 = Jennifer Nevins	4,473	12.43	15 = David Paluch	56	.16			
08 = Larry Chapel	4,253	11.82	16 = Al Salvi	1,150	3.20			

	01	02	03	04	05	06	07	08	09	10	11	12	13	14	15	16
0202 PLAINFIELD PCT 001	68	73	58	8	8	5	118	115	102	4	3	4	2	5	1	24
0203 PLAINFIELD PCT 002	55	66	54	7	3	8	118	103	95	3	4	5	3	4	1	21
0204 PLAINFIELD PCT 003	91	90	85	3	5	8	122	123	112	0	1	2	3	5	0	24
0209 PLAINFIELD PCT 008	56	49	41	8	5	5	98	96	88	4	4	7	1	6	5	28
0210 PLAINFIELD PCT 009	103	97	95	6	2	4	113	102	101	2	2	1	3	2	0	29
0211 PLAINFIELD PCT 010	38	38	38	1	2	1	61	60	56	1	0	1	0	3	0	10
0214 PLAINFIELD PCT 013	20	20	20	0	2	0	21	19	20	1	0	0	0	0	0	5
0252 TROY PCT 013	96	107	92	3	7	6	176	169	160	5	11	9	5	5	4	55
0253 TROY PCT 014	58	58	55	3	5	2	95	94	85	2	5	4	1	2	0	27
0254 TROY PCT 015	22	20	23	2	0	0	35	35	36	2	0	0	0	0	0	6
0256 TROY PCT 017	47	48	45	3	5	6	112	108	102	2	4	1	2	2	1	25
0259 TROY PCT 020	77	79	72	6	3	6	146	143	140	3	6	1	1	3	1	25
0260 TROY PCT 021	76	86	76	0	2	2	121	116	108	4	8	3	2	4	2	19
0261 TROY PCT 022	58	54	50	2	4	3	75	72	74	1	3	3	1	1	0	8
0266 WHEATLAND PCT 001	366	336	304	18	11	15	387	344	335	8	13	10	5	6	3	111
0267 WHEATLAND PCT 002	86	92	87	7	6	7	148	143	139	5	7	3	5	5	6	34
0268 WHEATLAND PCT 003	85	78	69	6	2	3	128	127	127	2	5	4	4	3	0	24
0271 WHEATLAND PCT 006	77	73	67	3	1	3	118	112	107	3	3	4	1	3	2	32
0272 WHEATLAND PCT 007	94	101	93	2	1	2	78	72	65	0	5	5	2	3	1	37
0273 WHEATLAND PCT 008	84	84	81	6	3	4	83	78	80	1	4	6	2	3	0	37
0274 WHEATLAND PCT 009	76	73	69	4	0	3	103	103	105	2	4	2	3	2	2	45
0275 WHEATLAND PCT 010	69	75	67	3	1	1	100	94	90	1	3	4	3	3	2	22
0276 WHEATLAND PCT 011	73	80	67	3	4	7	90	88	88	1	1	3	2	0	0	27
0277 WHEATLAND PCT 012	50	47	45	1	0	7	87	83	75	1	5	5	4	3	1	26
0278 WHEATLAND PCT 013	71	77	69	3	2	4	84	84	82	2	2	1	1	2	1	16
0279 WHEATLAND PCT 014	89	88	82	9	10	6	85	84	83	1	1	2	1	1	0	22
0280 WHEATLAND PCT 015	61	64	59	2	0	1	74	72	73	0	4	1	2	1	1	18
0281 WHEATLAND PCT 016	83	84	76	9	5	6	115	117	116	3	2	2	0	1	3	42
0282 WHEATLAND PCT 017	68	71	65	1	2	3	94	96	94	3	1	2	0	2	1	31
0283 WHEATLAND PCT 018	85	88	79	7	2	6	108	108	104	3	5	1	2	2	1	31
0285 WHEATLAND PCT 020	66	63	60	3	4	3	115	115	109	1	3	2	1	1	1	27
0286 WHEATLAND PCT 021	73	69	67	1	1	3	95	90	83	2	2	2	0	2	0	35
0287 WHEATLAND PCT 022	0	0	0	0	0	0	0	0	0	0	0	0	0	0	0	0
0288 WHEATLAND PCT 023	57	58	57	2	3	2	85	76	82	1	1	1	7	6	3	18
0289 WHEATLAND PCT 024	58	60	51	0	0	2	112	105	104	2	3	1	2	0	2	24
0290 WHEATLAND PCT 025	76	74	71	13	8	10	119	105	99	5	11	6	2	5	1	24
0291 WHEATLAND PCT 026	107	114	96	4	4	4	180	165	156	3	3	6	3	6	2	48
0292 WHEATLAND PCT 027	28	25	22	3	1	2	42	40	41	2	3	3	0	1	0	15
0293 WHEATLAND PCT 028	93	92	87	9	3	7	146	137	129	3	5	4	3	6	2	28
0294 WHEATLAND PCT 029	101	98	95	8	2	3	152	130	139	2	3	3	3	4	4	35
0295 WHEATLAND PCT 030	104	97	97	4	5	5	134	130	127	0	2	3	3	5	2	35

City of Aurora results have been added to WHEATLAND PCT 001

For City of Aurora's precinct breakdown – refer to that section of this book

	VOTES					PERCENT						
	01	02	03	04	05	06	07	08	09	VOTES	PERCENT	
ALT DELEGATE - NATIONAL NOMINATING CONV												
14TH CONGRESSIONAL DISTRICT												
Vote for not more than 3												
01 = Thomas C. "Tom" Rankin										1,240	3.45	
02 = Keith R. Wheeler										1,212	3.37	
03 = Joseph T. Gillespie										2,996	8.33	
04 = Gary J. Golinski										2,817	7.83	
05 = Robert E. Davidson										2,807	7.80	
										06 = Dennis D. Edwards, Jr.	184	.51
										07 = Mark K. Acuff	155	.43
										08 = William P. Tell	155	.43
										09 = Alex Pietrarosso	130	.36
	01	02	03	04	05	06	07	08	09			
0202 PLAINFIELD PCT 001	24	23	33	34	33	10	12	10	7			
0203 PLAINFIELD PCT 002	21	21	57	58	53	3	2	1	3			
0204 PLAINFIELD PCT 003	28	27	47	43	42	4	3	5	2			
0209 PLAINFIELD PCT 008	34	37	56	54	50	5	3	6	4			
0210 PLAINFIELD PCT 009	33	30	64	58	55	4	3	2	3			
0211 PLAINFIELD PCT 010	11	10	26	21	20	1	1	1	3			
0214 PLAINFIELD PCT 013	5	6	7	7	8	1	0	0	0			
0252 TROY PCT 013	55	53	86	86	85	3	9	3	2			
0253 TROY PCT 014	36	32	79	69	75	5	5	3	4			
0254 TROY PCT 015	6	8	8	8	8	2	3	2	0			
0256 TROY PCT 017	22	22	56	49	49	7	4	3	2			
0259 TROY PCT 020	28	27	48	50	52	4	3	5	2			
0260 TROY PCT 021	27	22	54	45	49	9	7	3	2			
0261 TROY PCT 022	8	9	36	30	29	11	6	7	3			
0266 WHEATLAND PCT 001	132	134	201	186	182	14	14	14	14			
0267 WHEATLAND PCT 002	35	32	135	131	135	3	4	3	2			
0268 WHEATLAND PCT 003	26	24	83	75	79	1	2	2	6			
0271 WHEATLAND PCT 006	32	33	83	74	71	6	5	4	4			
0272 WHEATLAND PCT 007	34	32	107	105	103	1	0	0	0			
0273 WHEATLAND PCT 008	33	36	106	100	107	5	2	3	2			
0274 WHEATLAND PCT 009	47	49	103	95	98	5	3	4	7			
0275 WHEATLAND PCT 010	22	24	92	90	88	3	3	5	4			
0276 WHEATLAND PCT 011	24	29	64	56	60	3	3	3	1			
0277 WHEATLAND PCT 012	28	27	69	64	70	0	4	3	3			
0278 WHEATLAND PCT 013	19	19	64	65	65	4	4	3	3			
0279 WHEATLAND PCT 014	30	29	142	142	130	3	3	2	1			
0280 WHEATLAND PCT 015	20	19	65	58	53	2	1	2	2			
0281 WHEATLAND PCT 016	41	36	96	92	86	7	5	5	9			
0282 WHEATLAND PCT 017	37	30	118	115	118	6	5	3	2			
0283 WHEATLAND PCT 018	29	32	101	100	104	4	3	7	2			
0285 WHEATLAND PCT 020	31	28	86	81	79	2	2	2	4			
0286 WHEATLAND PCT 021	33	32	50	45	45	4	0	2	1			
0287 WHEATLAND PCT 022	0	0	0	0	0	0	0	0	0			
0288 WHEATLAND PCT 023	13	21	63	53	52	4	4	5	0			
0289 WHEATLAND PCT 024	26	26	73	66	63	6	1	3	2			
0290 WHEATLAND PCT 025	30	23	58	52	49	7	4	5	1			
0291 WHEATLAND PCT 026	43	54	130	126	125	10	7	5	8			
0292 WHEATLAND PCT 027	16	18	27	27	27	2	1	1	1			
0293 WHEATLAND PCT 028	40	30	83	69	76	6	3	10	3			
0294 WHEATLAND PCT 029	39	36	69	69	61	2	6	3	5			
0295 WHEATLAND PCT 030	42	32	71	69	73	5	5	5	6			

ALT DELEGATE - NATIONAL NOMINATING CONV
 16TH CONGRESSIONAL DISTRICT

Vote for not more than 3

	VOTES	PERCENT		VOTES	PERCENT
01 = Sherry Hellmuth	883	8.41	09 = David Matthew Nelson	70	.67
02 = John T. Arn	905	8.62	10 = Joshua Wray	26	.25
03 = Kindra Pottinger	845	8.05	11 = Alexander Hall	44	.42
04 = Norma Polcek	1,684	16.04	12 = John Fritts	36	.34
05 = Dennis Sands	1,756	16.73	13 = Deb Warning	62	.59
06 = Thomas Roff	1,733	16.51	14 = Kyla Mennecke	25	.24
07 = Lori A. Werden	82	.78	15 = Ellen Hanson	22	.21
08 = Susan Thornton	67	.64	16 = Chad Waterhouse	17	.16

	01	02	03	04	05	06	07	08	09	10	11	12	13	14	15	16
0001 CHANNAHON PCT 001	65	70	67	146	153	146	9	9	6	0	7	6	13	8	5	0
0002 CHANNAHON PCT 002	98	100	91	151	162	152	10	6	9	1	2	5	8	2	1	1
0003 CHANNAHON PCT 003	72	78	72	146	146	145	1	0	3	6	3	2	6	1	0	2
0004 CHANNAHON PCT 004	88	86	88	149	151	149	5	7	9	2	1	2	5	2	1	2
0005 CHANNAHON PCT 005	70	67	60	116	119	119	7	4	4	2	2	2	9	0	1	0
0018 CUSTER PCT 001	53	53	51	129	125	129	5	4	6	2	3	5	0	0	1	2
0056 FLORENCE PCT 001	33	33	32	53	63	57	0	2	4	0	1	0	3	2	2	0
0237 REED PCT 001	62	66	55	108	113	111	7	4	4	1	1	1	4	3	2	1
0238 REED PCT 002	65	67	64	135	140	143	8	4	3	2	4	3	3	1	0	1
0239 REED PCT 003	66	63	58	99	117	114	5	3	6	2	3	2	4	2	1	3
0265 WESLEY PCT 001	53	55	56	132	133	131	9	8	2	1	3	3	3	2	4	0
0297 WILMINGTON PCT 001	52	56	53	82	95	93	3	6	2	1	3	1	2	1	3	2
0298 WILMINGTON PCT 002	47	50	46	124	132	135	3	4	5	4	6	2	1	1	1	1
0299 WILMINGTON PCT 003	59	61	52	114	107	109	10	6	7	2	5	2	1	0	0	2

ALT DELEGATE - NATIONAL NOMINATING CONV
 16TH CONGRESSIONAL DISTRICT

Vote for not more than 3

		VOTES	PERCENT			VOTES	PERCENT
01 = Kelly J. Kinate		82	.78				
02 = Denis L. Fisher, Sr.		85	.81	06 = Mitchell J. Bence		401	3.82
03 = Mark S. Sebby		90	.86	07 = David Allen Welter		219	2.09
04 = Joshua J. Harms		456	4.34	08 = Bonnie O'Connell		249	2.37
05 = Aren J. Hansen		430	4.10	09 = Eric Johnson		228	2.17


 01 02 03 04 05 06 07 08 09

0001 CHANNAHON PCT 001	2	5	6	48	49	47	26	27	30
0002 CHANNAHON PCT 002	10	3	7	67	70	62	24	28	27
0003 CHANNAHON PCT 003	7	8	12	41	36	29	26	30	25
0004 CHANNAHON PCT 004	8	6	9	35	36	37	23	24	20
0005 CHANNAHON PCT 005	3	4	7	29	26	24	17	16	17
0018 CUSTER PCT 001	2	3	2	21	15	17	7	6	5
0056 FLORENCE PCT 001	2	3	2	19	15	16	9	11	10
0237 REED PCT 001	10	10	7	20	21	19	12	17	12
0238 REED PCT 002	5	3	9	30	30	24	10	11	15
0239 REED PCT 003	7	7	7	34	32	31	18	19	18
0265 WESLEY PCT 001	9	7	6	32	28	27	17	20	13
0297 WILMINGTON PCT 001	5	5	7	35	33	30	9	10	8
0298 WILMINGTON PCT 002	3	11	1	20	16	15	6	10	6
0299 WILMINGTON PCT 003	9	10	8	25	23	23	15	20	22



Nancy Schultz Voots

W I L L C O U N T Y C L E R K



Republican Party

LEGISLATIVE SUMMARY

**(17th, 19th, 38th, 40th, 41st,
43rd & 49th DISTRICTS)**

VOTES PERCENT

STATE SENATOR 17TH LEGISLATIVE DISTRICT

Vote for not more than 1
01 = No Candidate Filed

0

01

0011 CRETE PCT 006	0
0012 CRETE PCT 007	0
0016 CRETE PCT 011	0
0017 CRETE PCT 012	0
0262 WASHINGTON PCT 001	0
0263 WASHINGTON PCT 002	0
0264 WASHINGTON PCT 003	0
0296 WILL PCT 001	0

Total Republican Ballots Cast for
17th Legislative District
2,280



VOTES PERCENT

STATE SENATOR 19TH LEGISLATIVE DISTRICT

Vote for not more than 1

01 = No Candidate Filed

0

01

0057 FRANKFORT PCT 001	0
0058 FRANKFORT PCT 002	0
0059 FRANKFORT PCT 003	0
0060 FRANKFORT PCT 004	0
0061 FRANKFORT PCT 005	0
0062 FRANKFORT PCT 006	0
0063 FRANKFORT PCT 007	0
0064 FRANKFORT PCT 008	0
0065 FRANKFORT PCT 009	0
0066 FRANKFORT PCT 010	0
0068 FRANKFORT PCT 012	0
0069 FRANKFORT PCT 013	0
0070 FRANKFORT PCT 014	0
0071 FRANKFORT PCT 015	0
0072 FRANKFORT PCT 016	0
0073 FRANKFORT PCT 017	0
0074 FRANKFORT PCT 018	0
0075 FRANKFORT PCT 019	0
0076 FRANKFORT PCT 020	0
0077 FRANKFORT PCT 021	0
0078 FRANKFORT PCT 022	0
0079 FRANKFORT PCT 023	0
0080 FRANKFORT PCT 024	0
0099 HOMER PCT 013	0
0100 HOMER PCT 014	0
0101 HOMER PCT 015	0
0102 HOMER PCT 016	0
0104 HOMER PCT 018	0
0180 NEW LENOX PCT 001	0
0181 NEW LENOX PCT 002	0
0182 NEW LENOX PCT 003	0
0183 NEW LENOX PCT 004	0
0184 NEW LENOX PCT 005	0
0185 NEW LENOX PCT 006	0
0186 NEW LENOX PCT 007	0
0187 NEW LENOX PCT 008	0
0188 NEW LENOX PCT 009	0
0189 NEW LENOX PCT 010	0
0190 NEW LENOX PCT 011	0
0191 NEW LENOX PCT 012	0
0192 NEW LENOX PCT 013	0
0193 NEW LENOX PCT 014	0
0194 NEW LENOX PCT 015	0
0195 NEW LENOX PCT 016	0
0196 NEW LENOX PCT 017	0
0198 NEW LENOX PCT 019	0

Total Republican Ballots Cast for
19th Legislative District
16,209

VOTES PERCENT

STATE SENATOR 38TH LEGISLATIVE DISTRICT

Vote for not more than 1

01 = Sue Rezin

2,468 100.00

01

0001 CHANNAHON PCT 001	304
0002 CHANNAHON PCT 002	372
0005 CHANNAHON PCT 005	7
0018 CUSTER PCT 001	207
0056 FLORENCE PCT 001	14
0237 REED PCT 001	235
0238 REED PCT 002	245
0239 REED PCT 003	230
0265 WESLEY PCT 001	238
0297 WILMINGTON PCT 001	168
0298 WILMINGTON PCT 002	217
0299 WILMINGTON PCT 003	231

Total Republican Ballots Cast for
38th Legislative District
3,140

VOTES PERCENT

STATE SENATOR 40TH LEGISLATIVE DISTRICT

Vote for not more than 1

01 = No Candidate Filed

0

01

0006 CRETE PCT 001	0
0056 FLORENCE PCT 001	0
0067 FRANKFORT PCT 011	0
0073 FRANKFORT PCT 017	0
0079 FRANKFORT PCT 023	0
0081 FRANKFORT PCT 025	0
0082 FRANKFORT PCT 026	0
0083 FRANKFORT PCT 027	0
0084 FRANKFORT PCT 028	0
0085 GREEN GARDEN PCT 001	0
0086 GREEN GARDEN PCT 002	0
0168 MANHATTAN PCT 001	0
0169 MANHATTAN PCT 002	0
0170 MANHATTAN PCT 003	0
0171 MANHATTAN PCT 004	0
0172 MONEE PCT 001	0
0173 MONEE PCT 002	0
0176 MONEE PCT 005	0
0177 MONEE PCT 006	0
0178 MONEE PCT 007	0
0195 NEW LENOX PCT 016	0
0196 NEW LENOX PCT 017	0
0197 NEW LENOX PCT 018	0
0198 NEW LENOX PCT 019	0
0199 NEW LENOX PCT 020	0
0200 PEOTONE PCT 001	0
0201 PEOTONE PCT 002	0
0262 WASHINGTON PCT 001	0
0296 WILL PCT 001	0
0300 WILTON PCT 001	0

Total Republican Ballots Cast for
40th Legislative District
7,911

VOTES PERCENT

STATE SENATOR 41ST LEGISLATIVE DISTRICT

Vote for not more than 1

01 = Christine Radogno

4,816 100.00

01

0021 DU PAGE PCT 003	325
0022 DU PAGE PCT 004	145
0025 DU PAGE PCT 007	97
0087 HOMER PCT 001	292
0088 HOMER PCT 002	373
0089 HOMER PCT 003	267
0090 HOMER PCT 004	426
0091 HOMER PCT 005	302
0092 HOMER PCT 006	321
0093 HOMER PCT 007	333
0094 HOMER PCT 008	295
0095 HOMER PCT 009	244
0096 HOMER PCT 010	292
0097 HOMER PCT 011	300
0098 HOMER PCT 012	362
0103 HOMER PCT 017	442

Total Republican Ballots Cast for
41st Legislative District
5,988



VOTES PERCENT

STATE SENATOR 43RD LEGISLATIVE DISTRICT

Vote for not more than 1

01 = No Candidate Filed

0

01

0003 CHANNAHON PCT 003	0
0004 CHANNAHON PCT 004	0
0005 CHANNAHON PCT 005	0
0022 DU PAGE PCT 004	0
0023 DU PAGE PCT 005	0
0024 DU PAGE PCT 006	0
0026 DU PAGE PCT 008	0
0028 DU PAGE PCT 010	0
0029 DU PAGE PCT 011	0
0030 DU PAGE PCT 012	0
0031 DU PAGE PCT 013	0
0035 DU PAGE PCT 017	0
0036 DU PAGE PCT 018	0
0037 DU PAGE PCT 019	0
0038 DU PAGE PCT 020	0
0039 DU PAGE PCT 021	0
0040 DU PAGE PCT 022	0
0043 DU PAGE PCT 025	0
0044 DU PAGE PCT 026	0
0045 DU PAGE PCT 027	0
0046 DU PAGE PCT 028	0
0048 DU PAGE PCT 030	0
0050 DU PAGE PCT 032	0
0051 DU PAGE PCT 033	0
0054 DU PAGE PCT 036	0
0055 DU PAGE PCT 037	0
0105 JACKSON PCT 001	0
0106 JACKSON PCT 002	0
0109 JOLIET PCT 003	0
0110 JOLIET PCT 004	0
0111 JOLIET PCT 005	0
0112 JOLIET PCT 006	0
0113 JOLIET PCT 007	0
0116 JOLIET PCT 010	0
0117 JOLIET PCT 011	0
0118 JOLIET PCT 012	0
0119 JOLIET PCT 013	0
0120 JOLIET PCT 014	0
0121 JOLIET PCT 015	0
0122 JOLIET PCT 016	0
0123 JOLIET PCT 017	0
0124 JOLIET PCT 018	0
0125 JOLIET PCT 019	0
0126 JOLIET PCT 020	0
0127 JOLIET PCT 021	0
0128 JOLIET PCT 022	0
0129 JOLIET PCT 023	0
0130 JOLIET PCT 024	0
0131 JOLIET PCT 025	0
0132 JOLIET PCT 026	0
0133 JOLIET PCT 027	0
0134 JOLIET PCT 028	0
0135 JOLIET PCT 029	0
0136 JOLIET PCT 030	0
0137 JOLIET PCT 031	0

Total Republican Ballots Cast for
43rd Legislative District
14,890

VOTES PERCENT

STATE SENATOR 43RD LEGISLATIVE DISTRICT

Vote for not more than 1

01 = No Candidate Filed

0

(CONTINUED FROM PREVIOUS PAGE) 01

0138 JOLIET PCT 032	0
0139 JOLIET PCT 033	0
0140 JOLIET PCT 034	0
0141 JOLIET PCT 035	0
0142 JOLIET PCT 036	0
0143 JOLIET PCT 037	0
0145 LOCKPORT PCT 002	0
0146 LOCKPORT PCT 003	0
0147 LOCKPORT PCT 004	0
0148 LOCKPORT PCT 005	0
0153 LOCKPORT PCT 010	0
0154 LOCKPORT PCT 011	0
0155 LOCKPORT PCT 012	0
0158 LOCKPORT PCT 015	0
0159 LOCKPORT PCT 016	0
0160 LOCKPORT PCT 017	0
0161 LOCKPORT PCT 018	0
0162 LOCKPORT PCT 019	0
0164 LOCKPORT PCT 021	0
0165 LOCKPORT PCT 022	0
0166 LOCKPORT PCT 023	0
0167 LOCKPORT PCT 024	0
0242 TROY PCT 003	0
0248 TROY PCT 009	0
0250 TROY PCT 011	0
0251 TROY PCT 012	0
0255 TROY PCT 016	0
0257 TROY PCT 018	0
0258 TROY PCT 019	0

VOTES PERCENT

STATE SENATOR 49TH LEGISLATIVE DISTRICT

Vote for not more than 1

01 = Michelle Smith

19,632 100.00

01

0027 DU PAGE PCT 009	156
0032 DU PAGE PCT 014	159
0033 DU PAGE PCT 015	147
0034 DU PAGE PCT 016	153
0041 DU PAGE PCT 023	168
0042 DU PAGE PCT 024	127
0047 DU PAGE PCT 029	184
0049 DU PAGE PCT 031	142
0052 DU PAGE PCT 034	245
0053 DU PAGE PCT 035	52
0054 DU PAGE PCT 036	83
0107 JOLIET PCT 001	93
0108 JOLIET PCT 002	119
0114 JOLIET PCT 008	138
0115 JOLIET PCT 009	82
0144 LOCKPORT PCT 001	527
0149 LOCKPORT PCT 006	151
0150 LOCKPORT PCT 007	149
0151 LOCKPORT PCT 008	99
0152 LOCKPORT PCT 009	357
0156 LOCKPORT PCT 013	528
0157 LOCKPORT PCT 014	181
0163 LOCKPORT PCT 020	202
0202 PLAINFIELD PCT 001	289
0203 PLAINFIELD PCT 002	265
0204 PLAINFIELD PCT 003	284
0205 PLAINFIELD PCT 004	89
0206 PLAINFIELD PCT 005	197
0207 PLAINFIELD PCT 006	176
0208 PLAINFIELD PCT 007	129
0209 PLAINFIELD PCT 008	250
0210 PLAINFIELD PCT 009	314
0211 PLAINFIELD PCT 010	276
0212 PLAINFIELD PCT 011	77
0213 PLAINFIELD PCT 012	134
0214 PLAINFIELD PCT 013	378
0215 PLAINFIELD PCT 014	286
0216 PLAINFIELD PCT 015	309
0217 PLAINFIELD PCT 016	265
0218 PLAINFIELD PCT 017	194
0219 PLAINFIELD PCT 018	198
0220 PLAINFIELD PCT 019	160
0221 PLAINFIELD PCT 020	294
0222 PLAINFIELD PCT 021	195
0223 PLAINFIELD PCT 022	362
0224 PLAINFIELD PCT 023	185
0225 PLAINFIELD PCT 024	233
0226 PLAINFIELD PCT 025	193
0227 PLAINFIELD PCT 026	112
0228 PLAINFIELD PCT 027	161
0229 PLAINFIELD PCT 028	197
0230 PLAINFIELD PCT 029	215
0231 PLAINFIELD PCT 030	245
0232 PLAINFIELD PCT 031	235
0233 PLAINFIELD PCT 032	161

Total Republican Ballots Cast for
49th Legislative District
24,092

VOTES PERCENT

STATE SENATOR 49TH LEGISLATIVE DISTRICT

Vote for not more than 1

01 = Michelle Smith

19,632 100.00

(CONTINUED FROM PREVIOUS PAGE) 01

0234 PLAINFIELD PCT 033	228
0235 PLAINFIELD PCT 034	172
0236 PLAINFIELD PCT 035	197
0240 TROY PCT 001	236
0241 TROY PCT 002	154
0243 TROY PCT 004	220
0244 TROY PCT 005	202
0245 TROY PCT 006	116
0246 TROY PCT 007	254
0247 TROY PCT 008	339
0248 TROY PCT 009	129
0249 TROY PCT 010	277
0252 TROY PCT 013	434
0253 TROY PCT 014	302
0254 TROY PCT 015	265
0256 TROY PCT 017	299
0259 TROY PCT 020	288
0260 TROY PCT 021	263
0261 TROY PCT 022	172
0266 WHEATLAND PCT 001	320
0276 WHEATLAND PCT 011	141
0278 WHEATLAND PCT 013	6
0281 WHEATLAND PCT 016	284
0284 WHEATLAND PCT 019	171
0286 WHEATLAND PCT 021	189
0287 WHEATLAND PCT 022	165
0288 WHEATLAND PCT 023	227
0289 WHEATLAND PCT 024	247
0290 WHEATLAND PCT 025	309
0291 WHEATLAND PCT 026	452
0292 WHEATLAND PCT 027	186
0293 WHEATLAND PCT 028	377
0294 WHEATLAND PCT 029	363
0295 WHEATLAND PCT 030	348



Nancy Schultz Voots

W I L L C O U N T Y C L E R K



Republican Party

REPRESENTATIVE SUMMARY

**(29th, 34th, 37th, 38th, 41st, 75th, 79th, 80th, 81st,
82nd, 84th, 85th, 86th, 97th & 98th DISTRICTS)**

VOTES PERCENT

REPRESENTATIVE IN THE GENERAL ASSEMBLY
29TH REPRESENTATIVE DISTRICT

Vote for not more than 1

01 = No Candidate Filed

0

01

0006 CRETE PCT 001 0
0007 CRETE PCT 002 0
0008 CRETE PCT 003 0
0009 CRETE PCT 004 0
0010 CRETE PCT 005 0
0011 CRETE PCT 006 0
0013 CRETE PCT 008 0
0014 CRETE PCT 009 0
0015 CRETE PCT 010 0
0016 CRETE PCT 011 0
0174 MONEE PCT 003 0
0175 MONEE PCT 004 0
0179 MONEE PCT 008 0

Total Republican Ballots Cast for
29th Representative District
2,398



VOTES PERCENT

REPRESENTATIVE IN THE GENERAL ASSEMBLY
34TH REPRESENTATIVE DISTRICT

Vote for not more than 1
01 = No Candidate Filed

0

01

0011 CRETE PCT 006 0
0012 CRETE PCT 007 0
0016 CRETE PCT 011 0
0017 CRETE PCT 012 0
0262 WASHINGTON PCT 001 0
0263 WASHINGTON PCT 002 0
0264 WASHINGTON PCT 003 0
0296 WILL PCT 001 0

Total Republican Ballots Cast for
34th Representative District
2,280



VOTES PERCENT

REPRESENTATIVE IN THE GENERAL ASSEMBLY
37TH REPRESENTATIVE DISTRICT

Vote for not more than 1
01 = Margo McDermed

11,850 100.00

01

0057 FRANKFORT PCT 001	405
0058 FRANKFORT PCT 002	330
0059 FRANKFORT PCT 003	274
0060 FRANKFORT PCT 004	248
0061 FRANKFORT PCT 005	354
0062 FRANKFORT PCT 006	250
0063 FRANKFORT PCT 007	254
0064 FRANKFORT PCT 008	273
0065 FRANKFORT PCT 009	295
0068 FRANKFORT PCT 012	286
0069 FRANKFORT PCT 013	252
0072 FRANKFORT PCT 016	279
0073 FRANKFORT PCT 017	350
0074 FRANKFORT PCT 018	347
0075 FRANKFORT PCT 019	242
0077 FRANKFORT PCT 021	278
0078 FRANKFORT PCT 022	311
0079 FRANKFORT PCT 023	197
0080 FRANKFORT PCT 024	121
0099 HOMER PCT 013	254
0100 HOMER PCT 014	393
0101 HOMER PCT 015	313
0102 HOMER PCT 016	277
0104 HOMER PCT 018	291
0180 NEW LENOX PCT 001	188
0181 NEW LENOX PCT 002	285
0182 NEW LENOX PCT 003	234
0183 NEW LENOX PCT 004	230
0184 NEW LENOX PCT 005	291
0185 NEW LENOX PCT 006	323
0186 NEW LENOX PCT 007	420
0187 NEW LENOX PCT 008	346
0188 NEW LENOX PCT 009	294
0189 NEW LENOX PCT 010	328
0190 NEW LENOX PCT 011	260
0191 NEW LENOX PCT 012	263
0192 NEW LENOX PCT 013	292
0193 NEW LENOX PCT 014	360
0194 NEW LENOX PCT 015	292
0195 NEW LENOX PCT 016	271
0196 NEW LENOX PCT 017	291
0198 NEW LENOX PCT 019	8

Total Republican Ballots Cast for
37th Representative District
14,869

VOTES PERCENT

REPRESENTATIVE IN THE GENERAL ASSEMBLY
38TH REPRESENTATIVE DISTRICT

Vote for not more than 1
01 = No Candidate Filed

0

01

0059 FRANKFORT PCT 003	0
0066 FRANKFORT PCT 010	0
0070 FRANKFORT PCT 014	0
0071 FRANKFORT PCT 015	0
0076 FRANKFORT PCT 020	0
0080 FRANKFORT PCT 024	0

**Total Republican Ballots Cast for
38th Representative District
1,340**

VOTES PERCENT

REPRESENTATIVE IN THE GENERAL ASSEMBLY
41ST REPRESENTATIVE DISTRICT


Vote for not more than 1
01 = Grant Wehrli

4,557 100.00

01

0019 DU PAGE PCT 001	324
0020 DU PAGE PCT 002	348
0025 DU PAGE PCT 007	230
0270 WHEATLAND PCT 005	355
0271 WHEATLAND PCT 006	286
0272 WHEATLAND PCT 007	291
0273 WHEATLAND PCT 008	306
0274 WHEATLAND PCT 009	311
0275 WHEATLAND PCT 010	267
0277 WHEATLAND PCT 012	126
0278 WHEATLAND PCT 013	228
0279 WHEATLAND PCT 014	326
0280 WHEATLAND PCT 015	213
0281 WHEATLAND PCT 016	46
0282 WHEATLAND PCT 017	232
0283 WHEATLAND PCT 018	334
0285 WHEATLAND PCT 020	294
0286 WHEATLAND PCT 021	40

Total Republican Ballots Cast for
41st Representative District
5,587



VOTES PERCENT

REPRESENTATIVE IN THE GENERAL ASSEMBLY
75TH REPRESENTATIVE DISTRICT

Vote for not more than 1
01 = John D. Anthony

2,420 100.00

01

0001 CHANNAHON PCT 001	302
0002 CHANNAHON PCT 002	367
0005 CHANNAHON PCT 005	8
0018 CUSTER PCT 001	199
0056 FLORENCE PCT 001	13
0237 REED PCT 001	228
0238 REED PCT 002	243
0239 REED PCT 003	223
0265 WESLEY PCT 001	229
0297 WILMINGTON PCT 001	169
0298 WILMINGTON PCT 002	210
0299 WILMINGTON PCT 003	229

Total Republican Ballots Cast for
75th Representative District
3,140



VOTES PERCENT

REPRESENTATIVE IN THE GENERAL ASSEMBLY
79TH REPRESENTATIVE DISTRICT

Vote for not more than 1
01 = Lindsay Parkhurst

859 100.00

01

0200 PEOTONE PCT 001 295
0201 PEOTONE PCT 002 390
0262 WASHINGTON PCT 001 40
0296 WILL PCT 001 117
0300 WILTON PCT 001 17

Total Republican Ballots Cast for
79th Representative District
1,129



VOTES PERCENT

REPRESENTATIVE IN THE GENERAL ASSEMBLY
80TH REPRESENTATIVE DISTRICT

Vote for not more than 1
01 = No Candidate Filed

0

01

0006 CRETE PCT 001	0
0056 FLORENCE PCT 001	0
0067 FRANKFORT PCT 011	0
0073 FRANKFORT PCT 017	0
0079 FRANKFORT PCT 023	0
0081 FRANKFORT PCT 025	0
0082 FRANKFORT PCT 026	0
0083 FRANKFORT PCT 027	0
0084 FRANKFORT PCT 028	0
0085 GREEN GARDEN PCT 001	0
0086 GREEN GARDEN PCT 002	0
0168 MANHATTAN PCT 001	0
0169 MANHATTAN PCT 002	0
0170 MANHATTAN PCT 003	0
0171 MANHATTAN PCT 004	0
0172 MONEE PCT 001	0
0173 MONEE PCT 002	0
0176 MONEE PCT 005	0
0177 MONEE PCT 006	0
0178 MONEE PCT 007	0
0195 NEW LENOX PCT 016	0
0196 NEW LENOX PCT 017	0
0197 NEW LENOX PCT 018	0
0198 NEW LENOX PCT 019	0
0199 NEW LENOX PCT 020	0
0200 PEOTONE PCT 001	0
0300 WILTON PCT 001	0

Total Republican Ballots Cast for
80th Representative District
6,782

VOTES PERCENT

REPRESENTATIVE IN THE GENERAL ASSEMBLY
81ST REPRESENTATIVE DISTRICT

Vote for not more than 1
01 = Ron Sandack

557 100.00

01

0021 DU PAGE PCT 003
0022 DU PAGE PCT 004
0025 DU PAGE PCT 007

317
147
93

**Total Republican Ballots Cast for
81st Representative District
717**

VOTES PERCENT

REPRESENTATIVE IN THE GENERAL ASSEMBLY
82ND REPRESENTATIVE DISTRICT

Vote for not more than 1
01 = Jim Durkin

4,139 100.00

01

0087 HOMER PCT 001	288
0088 HOMER PCT 002	355
0089 HOMER PCT 003	263
0090 HOMER PCT 004	405
0091 HOMER PCT 005	306
0092 HOMER PCT 006	319
0093 HOMER PCT 007	320
0094 HOMER PCT 008	294
0095 HOMER PCT 009	232
0096 HOMER PCT 010	291
0097 HOMER PCT 011	291
0098 HOMER PCT 012	343
0103 HOMER PCT 017	432

**Total Republican Ballots Cast for
82nd Representative District
5,271**

VOTES PERCENT

REPRESENTATIVE IN THE GENERAL ASSEMBLY
84TH REPRESENTATIVE DISTRICT

Vote for not more than 1
01 = Mike Strick

1,885 100.00

01

0266 WHEATLAND PCT 001	757
0267 WHEATLAND PCT 002	391
0268 WHEATLAND PCT 003	314
0269 WHEATLAND PCT 004	206
0276 WHEATLAND PCT 011	109
0277 WHEATLAND PCT 012	108

Total Republican Ballots Cast for
84th Representative District
1,449

**City of Aurora results have been
added to WHEATLAND PCT 001**

**For City of Aurora's precinct
breakdown – refer to that
section of this book**

VOTES PERCENT

REPRESENTATIVE IN THE GENERAL ASSEMBLY
85TH REPRESENTATIVE DISTRICT

Vote for not more than 1
01 = No Candidate Filed

0

01

0022 DU PAGE PCT 004	0
0023 DU PAGE PCT 005	0
0024 DU PAGE PCT 006	0
0026 DU PAGE PCT 008	0
0028 DU PAGE PCT 010	0
0029 DU PAGE PCT 011	0
0030 DU PAGE PCT 012	0
0031 DU PAGE PCT 013	0
0035 DU PAGE PCT 017	0
0036 DU PAGE PCT 018	0
0037 DU PAGE PCT 019	0
0038 DU PAGE PCT 020	0
0039 DU PAGE PCT 021	0
0040 DU PAGE PCT 022	0
0043 DU PAGE PCT 025	0
0044 DU PAGE PCT 026	0
0045 DU PAGE PCT 027	0
0046 DU PAGE PCT 028	0
0048 DU PAGE PCT 030	0
0050 DU PAGE PCT 032	0
0051 DU PAGE PCT 033	0
0054 DU PAGE PCT 036	0
0055 DU PAGE PCT 037	0
0145 LOCKPORT PCT 002	0
0146 LOCKPORT PCT 003	0
0147 LOCKPORT PCT 004	0
0148 LOCKPORT PCT 005	0
0153 LOCKPORT PCT 010	0
0154 LOCKPORT PCT 011	0
0155 LOCKPORT PCT 012	0
0158 LOCKPORT PCT 015	0
0159 LOCKPORT PCT 016	0
0160 LOCKPORT PCT 017	0
0161 LOCKPORT PCT 018	0
0162 LOCKPORT PCT 019	0
0166 LOCKPORT PCT 023	0
0167 LOCKPORT PCT 024	0

Total Republican Ballots Cast for
85th Representative District
7,006

VOTES PERCENT

REPRESENTATIVE IN THE GENERAL ASSEMBLY
86TH REPRESENTATIVE DISTRICT

Vote for not more than 1
01 = No Candidate Filed

0

01

0003 CHANNAHON PCT 003	0
0004 CHANNAHON PCT 004	0
0005 CHANNAHON PCT 005	0
0105 JACKSON PCT 001	0
0106 JACKSON PCT 002	0
0109 JOLIET PCT 003	0
0110 JOLIET PCT 004	0
0111 JOLIET PCT 005	0
0112 JOLIET PCT 006	0
0113 JOLIET PCT 007	0
0116 JOLIET PCT 010	0
0117 JOLIET PCT 011	0
0118 JOLIET PCT 012	0
0119 JOLIET PCT 013	0
0120 JOLIET PCT 014	0
0121 JOLIET PCT 015	0
0122 JOLIET PCT 016	0
0123 JOLIET PCT 017	0
0124 JOLIET PCT 018	0
0125 JOLIET PCT 019	0
0126 JOLIET PCT 020	0
0127 JOLIET PCT 021	0
0128 JOLIET PCT 022	0
0129 JOLIET PCT 023	0
0130 JOLIET PCT 024	0
0131 JOLIET PCT 025	0
0132 JOLIET PCT 026	0
0133 JOLIET PCT 027	0
0134 JOLIET PCT 028	0
0135 JOLIET PCT 029	0
0136 JOLIET PCT 030	0
0137 JOLIET PCT 031	0
0138 JOLIET PCT 032	0
0139 JOLIET PCT 033	0
0140 JOLIET PCT 034	0
0141 JOLIET PCT 035	0
0142 JOLIET PCT 036	0
0143 JOLIET PCT 037	0
0162 LOCKPORT PCT 019	0
0164 LOCKPORT PCT 021	0
0165 LOCKPORT PCT 022	0
0166 LOCKPORT PCT 023	0
0242 TROY PCT 003	0
0248 TROY PCT 009	0
0250 TROY PCT 011	0
0251 TROY PCT 012	0
0255 TROY PCT 016	0
0257 TROY PCT 018	0
0258 TROY PCT 019	0

Total Republican Ballots Cast for
86th Representative District
7,884

VOTES PERCENT

REPRESENTATIVE IN THE GENERAL ASSEMBLY
97TH REPRESENTATIVE DISTRICT

Vote for not more than 1
01 = Mark Batinick

10,886 100.00

01

0202 PLAINFIELD PCT 001	300
0203 PLAINFIELD PCT 002	280
0204 PLAINFIELD PCT 003	300
0209 PLAINFIELD PCT 008	275
0210 PLAINFIELD PCT 009	325
0211 PLAINFIELD PCT 010	292
0214 PLAINFIELD PCT 013	390
0215 PLAINFIELD PCT 014	290
0216 PLAINFIELD PCT 015	310
0217 PLAINFIELD PCT 016	280
0220 PLAINFIELD PCT 019	165
0221 PLAINFIELD PCT 020	302
0223 PLAINFIELD PCT 022	381
0226 PLAINFIELD PCT 025	199
0227 PLAINFIELD PCT 026	48
0228 PLAINFIELD PCT 027	87
0240 TROY PCT 001	167
0246 TROY PCT 007	259
0247 TROY PCT 008	344
0249 TROY PCT 010	283
0252 TROY PCT 013	452
0253 TROY PCT 014	306
0254 TROY PCT 015	262
0256 TROY PCT 017	309
0259 TROY PCT 020	302
0260 TROY PCT 021	282
0261 TROY PCT 022	176
0266 WHEATLAND PCT 001	316
0276 WHEATLAND PCT 011	144
0278 WHEATLAND PCT 013	7
0281 WHEATLAND PCT 016	292
0286 WHEATLAND PCT 021	193
0287 WHEATLAND PCT 022	0
0288 WHEATLAND PCT 023	241
0289 WHEATLAND PCT 024	257
0290 WHEATLAND PCT 025	314
0291 WHEATLAND PCT 026	489
0292 WHEATLAND PCT 027	128
0293 WHEATLAND PCT 028	385
0294 WHEATLAND PCT 029	383
0295 WHEATLAND PCT 030	371

Total Republican Ballots Cast for
97th Representative District
13,067

VOTES PERCENT

REPRESENTATIVE IN THE GENERAL ASSEMBLY
98TH REPRESENTATIVE DISTRICT
Vote for not more than 1
01 = No Candidate Filed

0

01

0027 DU PAGE PCT 009	0
0032 DU PAGE PCT 014	0
0033 DU PAGE PCT 015	0
0034 DU PAGE PCT 016	0
0041 DU PAGE PCT 023	0
0042 DU PAGE PCT 024	0
0047 DU PAGE PCT 029	0
0049 DU PAGE PCT 031	0
0052 DU PAGE PCT 034	0
0053 DU PAGE PCT 035	0
0054 DU PAGE PCT 036	0
0107 JOLIET PCT 001	0
0108 JOLIET PCT 002	0
0114 JOLIET PCT 008	0
0115 JOLIET PCT 009	0
0144 LOCKPORT PCT 001	0
0149 LOCKPORT PCT 006	0
0150 LOCKPORT PCT 007	0
0151 LOCKPORT PCT 008	0
0152 LOCKPORT PCT 009	0
0156 LOCKPORT PCT 013	0
0157 LOCKPORT PCT 014	0
0163 LOCKPORT PCT 020	0
0205 PLAINFIELD PCT 004	0
0206 PLAINFIELD PCT 005	0
0207 PLAINFIELD PCT 006	0
0208 PLAINFIELD PCT 007	0
0212 PLAINFIELD PCT 011	0
0213 PLAINFIELD PCT 012	0
0218 PLAINFIELD PCT 017	0
0219 PLAINFIELD PCT 018	0
0222 PLAINFIELD PCT 021	0
0224 PLAINFIELD PCT 023	0
0225 PLAINFIELD PCT 024	0
0227 PLAINFIELD PCT 026	0
0228 PLAINFIELD PCT 027	0
0229 PLAINFIELD PCT 028	0
0230 PLAINFIELD PCT 029	0
0231 PLAINFIELD PCT 030	0
0232 PLAINFIELD PCT 031	0
0233 PLAINFIELD PCT 032	0
0234 PLAINFIELD PCT 033	0
0235 PLAINFIELD PCT 034	0
0236 PLAINFIELD PCT 035	0
0240 TROY PCT 001	0
0241 TROY PCT 002	0
0243 TROY PCT 004	0
0244 TROY PCT 005	0
0245 TROY PCT 006	0
0248 TROY PCT 009	0
0284 WHEATLAND PCT 019	0
0287 WHEATLAND PCT 022	0
0291 WHEATLAND PCT 026	0
0292 WHEATLAND PCT 027	0

Total Republican Ballots Cast for
98th Representative District
11,025



Nancy Schultz Voots

W I L L C O U N T Y C L E R K



Republican Party

COUNTY OFFICES SUMMARY

**CIRCUIT CLERK
RECORDER OF DEEDS
STATE'S ATTORNEY
COUNTY AUDITOR
CORONER
CHIEF EXECUTIVE OFFICER**

VOTES PERCENT

CIRCUIT CLERK

Vote for not more than 1
01 = Marlene M. Carlson

66,304 100.00

	-----	01

0001 CHANNAHON PCT 001		301
0002 CHANNAHON PCT 002		371
0003 CHANNAHON PCT 003		270
0004 CHANNAHON PCT 004		230
0005 CHANNAHON PCT 005		231
0006 CRETE PCT 001		118
0007 CRETE PCT 002		99
0008 CRETE PCT 003		146
0009 CRETE PCT 004		176
0010 CRETE PCT 005		115
0011 CRETE PCT 006		221
0012 CRETE PCT 007		146
0013 CRETE PCT 008		183
0014 CRETE PCT 009		204
0015 CRETE PCT 010		143
0016 CRETE PCT 011		230
0017 CRETE PCT 012		218
0018 CUSTER PCT 001		205
0019 DU PAGE PCT 001		285
0020 DU PAGE PCT 002		315
0021 DU PAGE PCT 003		314
0022 DU PAGE PCT 004		198
0023 DU PAGE PCT 005		159
0024 DU PAGE PCT 006		173
0025 DU PAGE PCT 007		290
0026 DU PAGE PCT 008		140
0027 DU PAGE PCT 009		159
0028 DU PAGE PCT 010		145
0029 DU PAGE PCT 011		91
0030 DU PAGE PCT 012		155
0031 DU PAGE PCT 013		120
0032 DU PAGE PCT 014		163
0033 DU PAGE PCT 015		148
0034 DU PAGE PCT 016		158
0035 DU PAGE PCT 017		146
0036 DU PAGE PCT 018		148
0037 DU PAGE PCT 019		122
0038 DU PAGE PCT 020		109
0039 DU PAGE PCT 021		152
0040 DU PAGE PCT 022		187
0041 DU PAGE PCT 023		159
0042 DU PAGE PCT 024		123
0043 DU PAGE PCT 025		128
0044 DU PAGE PCT 026		128
0045 DU PAGE PCT 027		107
0046 DU PAGE PCT 028		103
0047 DU PAGE PCT 029		185
0048 DU PAGE PCT 030		9
0049 DU PAGE PCT 031		141
0050 DU PAGE PCT 032		242
0051 DU PAGE PCT 033		178
0052 DU PAGE PCT 034		243
0053 DU PAGE PCT 035		47
0054 DU PAGE PCT 036		201

**City of Aurora results have been
added to WHEATLAND PCT 001**

**For City of Aurora's precinct
breakdown – refer to that
section of this book**

VOTES PERCENT

CIRCUIT CLERK

Vote for not more than 1

01 = Marlene M. Carlson

66,304 100.00

(CONTINUED FROM PREVIOUS PAGE) 01

0055 DU PAGE PCT 037	195
0056 FLORENCE PCT 001	116
0057 FRANKFORT PCT 001	383
0058 FRANKFORT PCT 002	309
0059 FRANKFORT PCT 003	267
0060 FRANKFORT PCT 004	242
0061 FRANKFORT PCT 005	332
0062 FRANKFORT PCT 006	228
0063 FRANKFORT PCT 007	242
0064 FRANKFORT PCT 008	255
0065 FRANKFORT PCT 009	288
0066 FRANKFORT PCT 010	217
0067 FRANKFORT PCT 011	378
0068 FRANKFORT PCT 012	262
0069 FRANKFORT PCT 013	240
0070 FRANKFORT PCT 014	225
0071 FRANKFORT PCT 015	231
0072 FRANKFORT PCT 016	259
0073 FRANKFORT PCT 017	397
0074 FRANKFORT PCT 018	321
0075 FRANKFORT PCT 019	235
0076 FRANKFORT PCT 020	309
0077 FRANKFORT PCT 021	274
0078 FRANKFORT PCT 022	297
0079 FRANKFORT PCT 023	277
0080 FRANKFORT PCT 024	197
0081 FRANKFORT PCT 025	322
0082 FRANKFORT PCT 026	298
0083 FRANKFORT PCT 027	255
0084 FRANKFORT PCT 028	312
0085 GREEN GARDEN PCT 001	348
0086 GREEN GARDEN PCT 002	396
0087 HOMER PCT 001	284
0088 HOMER PCT 002	337
0089 HOMER PCT 003	244
0090 HOMER PCT 004	383
0091 HOMER PCT 005	286
0092 HOMER PCT 006	312
0093 HOMER PCT 007	315
0094 HOMER PCT 008	291
0095 HOMER PCT 009	229
0096 HOMER PCT 010	281
0097 HOMER PCT 011	275
0098 HOMER PCT 012	327
0099 HOMER PCT 013	246
0100 HOMER PCT 014	396
0101 HOMER PCT 015	302
0102 HOMER PCT 016	261
0103 HOMER PCT 017	399
0104 HOMER PCT 018	292
0105 JACKSON PCT 001	296
0106 JACKSON PCT 002	275
0107 JOLIET PCT 001	88
0108 JOLIET PCT 002	119
0109 JOLIET PCT 003	114

VOTES PERCENT

CIRCUIT CLERK

Vote for not more than 1

01 = Marlene M. Carlson

66,304 100.00

(CONTINUED FROM PREVIOUS PAGE) 01

0110 JOLIET PCT 004	147
0111 JOLIET PCT 005	14
0112 JOLIET PCT 006	8
0113 JOLIET PCT 007	34
0114 JOLIET PCT 008	129
0115 JOLIET PCT 009	80
0116 JOLIET PCT 010	162
0117 JOLIET PCT 011	110
0118 JOLIET PCT 012	83
0119 JOLIET PCT 013	20
0120 JOLIET PCT 014	28
0121 JOLIET PCT 015	93
0122 JOLIET PCT 016	56
0123 JOLIET PCT 017	207
0124 JOLIET PCT 018	237
0125 JOLIET PCT 019	142
0126 JOLIET PCT 020	139
0127 JOLIET PCT 021	196
0128 JOLIET PCT 022	113
0129 JOLIET PCT 023	74
0130 JOLIET PCT 024	64
0131 JOLIET PCT 025	131
0132 JOLIET PCT 026	97
0133 JOLIET PCT 027	33
0134 JOLIET PCT 028	9
0135 JOLIET PCT 029	81
0136 JOLIET PCT 030	151
0137 JOLIET PCT 031	129
0138 JOLIET PCT 032	7
0139 JOLIET PCT 033	110
0140 JOLIET PCT 034	29
0141 JOLIET PCT 035	76
0142 JOLIET PCT 036	51
0143 JOLIET PCT 037	100
0144 LOCKPORT PCT 001	505
0145 LOCKPORT PCT 002	176
0146 LOCKPORT PCT 003	143
0147 LOCKPORT PCT 004	140
0148 LOCKPORT PCT 005	237
0149 LOCKPORT PCT 006	146
0150 LOCKPORT PCT 007	140
0151 LOCKPORT PCT 008	92
0152 LOCKPORT PCT 009	351
0153 LOCKPORT PCT 010	217
0154 LOCKPORT PCT 011	209
0155 LOCKPORT PCT 012	156
0156 LOCKPORT PCT 013	521
0157 LOCKPORT PCT 014	182
0158 LOCKPORT PCT 015	105
0159 LOCKPORT PCT 016	225
0160 LOCKPORT PCT 017	276
0161 LOCKPORT PCT 018	242
0162 LOCKPORT PCT 019	232
0163 LOCKPORT PCT 020	197
0164 LOCKPORT PCT 021	127

VOTES PERCENT

CIRCUIT CLERK

Vote for not more than 1

01 = Marlene M. Carlson

66,304 100.00

(CONTINUED FROM PREVIOUS PAGE) 01

0165 LOCKPORT PCT 022	128
0166 LOCKPORT PCT 023	122
0167 LOCKPORT PCT 024	25
0168 MANHATTAN PCT 001	236
0169 MANHATTAN PCT 002	293
0170 MANHATTAN PCT 003	374
0171 MANHATTAN PCT 004	220
0172 MONEE PCT 001	98
0173 MONEE PCT 002	50
0174 MONEE PCT 003	204
0175 MONEE PCT 004	216
0176 MONEE PCT 005	4
0177 MONEE PCT 006	10
0178 MONEE PCT 007	8
0179 MONEE PCT 008	204
0180 NEW LENOX PCT 001	183
0181 NEW LENOX PCT 002	272
0182 NEW LENOX PCT 003	238
0183 NEW LENOX PCT 004	219
0184 NEW LENOX PCT 005	283
0185 NEW LENOX PCT 006	321
0186 NEW LENOX PCT 007	415
0187 NEW LENOX PCT 008	334
0188 NEW LENOX PCT 009	286
0189 NEW LENOX PCT 010	311
0190 NEW LENOX PCT 011	253
0191 NEW LENOX PCT 012	254
0192 NEW LENOX PCT 013	282
0193 NEW LENOX PCT 014	355
0194 NEW LENOX PCT 015	281
0195 NEW LENOX PCT 016	258
0196 NEW LENOX PCT 017	287
0197 NEW LENOX PCT 018	226
0198 NEW LENOX PCT 019	277
0199 NEW LENOX PCT 020	378
0200 PEOTONE PCT 001	429
0201 PEOTONE PCT 002	384
0202 PLAINFIELD PCT 001	292
0203 PLAINFIELD PCT 002	271
0204 PLAINFIELD PCT 003	285
0205 PLAINFIELD PCT 004	82
0206 PLAINFIELD PCT 005	189
0207 PLAINFIELD PCT 006	175
0208 PLAINFIELD PCT 007	127
0209 PLAINFIELD PCT 008	255
0210 PLAINFIELD PCT 009	312
0211 PLAINFIELD PCT 010	278
0212 PLAINFIELD PCT 011	79
0213 PLAINFIELD PCT 012	134
0214 PLAINFIELD PCT 013	375
0215 PLAINFIELD PCT 014	284
0216 PLAINFIELD PCT 015	299
0217 PLAINFIELD PCT 016	253
0218 PLAINFIELD PCT 017	187
0219 PLAINFIELD PCT 018	194

VOTES PERCENT

CIRCUIT CLERK

Vote for not more than 1

01 = Marlene M. Carlson

66,304 100.00

(CONTINUED FROM PREVIOUS PAGE) 01

0220 PLAINFIELD PCT 019	160
0221 PLAINFIELD PCT 020	287
0222 PLAINFIELD PCT 021	181
0223 PLAINFIELD PCT 022	367
0224 PLAINFIELD PCT 023	185
0225 PLAINFIELD PCT 024	232
0226 PLAINFIELD PCT 025	189
0227 PLAINFIELD PCT 026	103
0228 PLAINFIELD PCT 027	161
0229 PLAINFIELD PCT 028	187
0230 PLAINFIELD PCT 029	201
0231 PLAINFIELD PCT 030	238
0232 PLAINFIELD PCT 031	226
0233 PLAINFIELD PCT 032	156
0234 PLAINFIELD PCT 033	210
0235 PLAINFIELD PCT 034	170
0236 PLAINFIELD PCT 035	198
0237 REED PCT 001	237
0238 REED PCT 002	253
0239 REED PCT 003	237
0240 TROY PCT 001	224
0241 TROY PCT 002	144
0242 TROY PCT 003	248
0243 TROY PCT 004	223
0244 TROY PCT 005	207
0245 TROY PCT 006	114
0246 TROY PCT 007	250
0247 TROY PCT 008	331
0248 TROY PCT 009	229
0249 TROY PCT 010	273
0250 TROY PCT 011	380
0251 TROY PCT 012	216
0252 TROY PCT 013	442
0253 TROY PCT 014	296
0254 TROY PCT 015	262
0255 TROY PCT 016	214
0256 TROY PCT 017	299
0257 TROY PCT 018	139
0258 TROY PCT 019	111
0259 TROY PCT 020	296
0260 TROY PCT 021	270
0261 TROY PCT 022	174
0262 WASHINGTON PCT 001	255
0263 WASHINGTON PCT 002	335
0264 WASHINGTON PCT 003	263
0265 WESLEY PCT 001	234
0266 WHEATLAND PCT 001	1100
0267 WHEATLAND PCT 002	386
0268 WHEATLAND PCT 003	329
0269 WHEATLAND PCT 004	202
0270 WHEATLAND PCT 005	339
0271 WHEATLAND PCT 006	293
0272 WHEATLAND PCT 007	288
0273 WHEATLAND PCT 008	294
0274 WHEATLAND PCT 009	307

VOTES PERCENT

CIRCUIT CLERK

Vote for not more than 1
 01 = Marlene M. Carlson

66,304 100.00

(CONTINUED FROM PREVIOUS PAGE) 01

0275 WHEATLAND PCT 010	276
0276 WHEATLAND PCT 011	247
0277 WHEATLAND PCT 012	221
0278 WHEATLAND PCT 013	243
0279 WHEATLAND PCT 014	317
0280 WHEATLAND PCT 015	213
0281 WHEATLAND PCT 016	338
0282 WHEATLAND PCT 017	233
0283 WHEATLAND PCT 018	326
0284 WHEATLAND PCT 019	158
0285 WHEATLAND PCT 020	291
0286 WHEATLAND PCT 021	225
0287 WHEATLAND PCT 022	151
0288 WHEATLAND PCT 023	234
0289 WHEATLAND PCT 024	254
0290 WHEATLAND PCT 025	305
0291 WHEATLAND PCT 026	463
0292 WHEATLAND PCT 027	184
0293 WHEATLAND PCT 028	374
0294 WHEATLAND PCT 029	371
0295 WHEATLAND PCT 030	357
0296 WILL PCT 001	325
0297 WILMINGTON PCT 001	165
0298 WILMINGTON PCT 002	208
0299 WILMINGTON PCT 003	230
0300 WILTON PCT 001	165

VOTES PERCENT

RECORDER OF DEEDS

Vote for not more than 1
01 = Kristin Cross

66,095 100.00

01

0001 CHANNAHON PCT 001	300
0002 CHANNAHON PCT 002	368
0003 CHANNAHON PCT 003	274
0004 CHANNAHON PCT 004	228
0005 CHANNAHON PCT 005	232
0006 CRETE PCT 001	121
0007 CRETE PCT 002	98
0008 CRETE PCT 003	145
0009 CRETE PCT 004	175
0010 CRETE PCT 005	115
0011 CRETE PCT 006	223
0012 CRETE PCT 007	146
0013 CRETE PCT 008	181
0014 CRETE PCT 009	205
0015 CRETE PCT 010	138
0016 CRETE PCT 011	222
0017 CRETE PCT 012	216
0018 CUSTER PCT 001	207
0019 DU PAGE PCT 001	286
0020 DU PAGE PCT 002	313
0021 DU PAGE PCT 003	312
0022 DU PAGE PCT 004	197
0023 DU PAGE PCT 005	158
0024 DU PAGE PCT 006	175
0025 DU PAGE PCT 007	290
0026 DU PAGE PCT 008	139
0027 DU PAGE PCT 009	157
0028 DU PAGE PCT 010	142
0029 DU PAGE PCT 011	90
0030 DU PAGE PCT 012	152
0031 DU PAGE PCT 013	115
0032 DU PAGE PCT 014	159
0033 DU PAGE PCT 015	144
0034 DU PAGE PCT 016	158
0035 DU PAGE PCT 017	143
0036 DU PAGE PCT 018	145
0037 DU PAGE PCT 019	120
0038 DU PAGE PCT 020	110
0039 DU PAGE PCT 021	150
0040 DU PAGE PCT 022	185
0041 DU PAGE PCT 023	159
0042 DU PAGE PCT 024	121
0043 DU PAGE PCT 025	129
0044 DU PAGE PCT 026	125
0045 DU PAGE PCT 027	109
0046 DU PAGE PCT 028	105
0047 DU PAGE PCT 029	186
0048 DU PAGE PCT 030	8
0049 DU PAGE PCT 031	145
0050 DU PAGE PCT 032	242
0051 DU PAGE PCT 033	180
0052 DU PAGE PCT 034	240
0053 DU PAGE PCT 035	48
0054 DU PAGE PCT 036	204
0055 DU PAGE PCT 037	193

**City of Aurora results have been
added to WHEATLAND PCT 001**

**For City of Aurora's precinct
breakdown – refer to that
section of this book**

VOTES PERCENT

RECORDER OF DEEDS

Vote for not more than 1
 01 = Kristin Cross

66,095 100.00

(CONTINUED FROM PREVIOUS PAGE) 01

0056 FLORENCE PCT 001	115
0057 FRANKFORT PCT 001	376
0058 FRANKFORT PCT 002	302
0059 FRANKFORT PCT 003	267
0060 FRANKFORT PCT 004	237
0061 FRANKFORT PCT 005	329
0062 FRANKFORT PCT 006	223
0063 FRANKFORT PCT 007	243
0064 FRANKFORT PCT 008	254
0065 FRANKFORT PCT 009	285
0066 FRANKFORT PCT 010	216
0067 FRANKFORT PCT 011	371
0068 FRANKFORT PCT 012	261
0069 FRANKFORT PCT 013	236
0070 FRANKFORT PCT 014	223
0071 FRANKFORT PCT 015	232
0072 FRANKFORT PCT 016	254
0073 FRANKFORT PCT 017	396
0074 FRANKFORT PCT 018	318
0075 FRANKFORT PCT 019	233
0076 FRANKFORT PCT 020	303
0077 FRANKFORT PCT 021	269
0078 FRANKFORT PCT 022	298
0079 FRANKFORT PCT 023	275
0080 FRANKFORT PCT 024	195
0081 FRANKFORT PCT 025	324
0082 FRANKFORT PCT 026	298
0083 FRANKFORT PCT 027	251
0084 FRANKFORT PCT 028	305
0085 GREEN GARDEN PCT 001	348
0086 GREEN GARDEN PCT 002	394
0087 HOMER PCT 001	282
0088 HOMER PCT 002	335
0089 HOMER PCT 003	242
0090 HOMER PCT 004	382
0091 HOMER PCT 005	285
0092 HOMER PCT 006	304
0093 HOMER PCT 007	317
0094 HOMER PCT 008	287
0095 HOMER PCT 009	225
0096 HOMER PCT 010	278
0097 HOMER PCT 011	274
0098 HOMER PCT 012	322
0099 HOMER PCT 013	244
0100 HOMER PCT 014	390
0101 HOMER PCT 015	308
0102 HOMER PCT 016	261
0103 HOMER PCT 017	393
0104 HOMER PCT 018	291
0105 JACKSON PCT 001	298
0106 JACKSON PCT 002	275
0107 JOLIET PCT 001	84
0108 JOLIET PCT 002	117
0109 JOLIET PCT 003	111
0110 JOLIET PCT 004	142

VOTES PERCENT

RECORDER OF DEEDS

Vote for not more than 1

01 = Kristin Cross

66,095 100.00

(CONTINUED FROM PREVIOUS PAGE) 01

0111 JOLIET PCT 005	14
0112 JOLIET PCT 006	8
0113 JOLIET PCT 007	33
0114 JOLIET PCT 008	134
0115 JOLIET PCT 009	82
0116 JOLIET PCT 010	163
0117 JOLIET PCT 011	112
0118 JOLIET PCT 012	80
0119 JOLIET PCT 013	20
0120 JOLIET PCT 014	25
0121 JOLIET PCT 015	95
0122 JOLIET PCT 016	58
0123 JOLIET PCT 017	211
0124 JOLIET PCT 018	236
0125 JOLIET PCT 019	138
0126 JOLIET PCT 020	139
0127 JOLIET PCT 021	193
0128 JOLIET PCT 022	114
0129 JOLIET PCT 023	75
0130 JOLIET PCT 024	68
0131 JOLIET PCT 025	128
0132 JOLIET PCT 026	95
0133 JOLIET PCT 027	32
0134 JOLIET PCT 028	10
0135 JOLIET PCT 029	80
0136 JOLIET PCT 030	154
0137 JOLIET PCT 031	132
0138 JOLIET PCT 032	7
0139 JOLIET PCT 033	112
0140 JOLIET PCT 034	28
0141 JOLIET PCT 035	76
0142 JOLIET PCT 036	50
0143 JOLIET PCT 037	98
0144 LOCKPORT PCT 001	512
0145 LOCKPORT PCT 002	174
0146 LOCKPORT PCT 003	140
0147 LOCKPORT PCT 004	137
0148 LOCKPORT PCT 005	234
0149 LOCKPORT PCT 006	144
0150 LOCKPORT PCT 007	144
0151 LOCKPORT PCT 008	96
0152 LOCKPORT PCT 009	350
0153 LOCKPORT PCT 010	215
0154 LOCKPORT PCT 011	209
0155 LOCKPORT PCT 012	156
0156 LOCKPORT PCT 013	518
0157 LOCKPORT PCT 014	181
0158 LOCKPORT PCT 015	104
0159 LOCKPORT PCT 016	221
0160 LOCKPORT PCT 017	272
0161 LOCKPORT PCT 018	243
0162 LOCKPORT PCT 019	235
0163 LOCKPORT PCT 020	197
0164 LOCKPORT PCT 021	134
0165 LOCKPORT PCT 022	126

VOTES PERCENT

RECORDER OF DEEDS

Vote for not more than 1

01 = Kristin Cross

66.095 100.00

(CONTINUED FROM PREVIOUS PAGE) 01

0166 LOCKPORT PCT 023	122
0167 LOCKPORT PCT 024	24
0168 MANHATTAN PCT 001	236
0169 MANHATTAN PCT 002	289
0170 MANHATTAN PCT 003	377
0171 MANHATTAN PCT 004	221
0172 MONEE PCT 001	98
0173 MONEE PCT 002	51
0174 MONEE PCT 003	204
0175 MONEE PCT 004	214
0176 MONEE PCT 005	4
0177 MONEE PCT 006	9
0178 MONEE PCT 007	8
0179 MONEE PCT 008	201
0180 NEW LENOX PCT 001	182
0181 NEW LENOX PCT 002	271
0182 NEW LENOX PCT 003	235
0183 NEW LENOX PCT 004	217
0184 NEW LENOX PCT 005	275
0185 NEW LENOX PCT 006	320
0186 NEW LENOX PCT 007	410
0187 NEW LENOX PCT 008	331
0188 NEW LENOX PCT 009	284
0189 NEW LENOX PCT 010	312
0190 NEW LENOX PCT 011	251
0191 NEW LENOX PCT 012	257
0192 NEW LENOX PCT 013	281
0193 NEW LENOX PCT 014	351
0194 NEW LENOX PCT 015	279
0195 NEW LENOX PCT 016	260
0196 NEW LENOX PCT 017	286
0197 NEW LENOX PCT 018	223
0198 NEW LENOX PCT 019	275
0199 NEW LENOX PCT 020	378
0200 PEOTONE PCT 001	435
0201 PEOTONE PCT 002	392
0202 PLAINFIELD PCT 001	287
0203 PLAINFIELD PCT 002	268
0204 PLAINFIELD PCT 003	286
0205 PLAINFIELD PCT 004	80
0206 PLAINFIELD PCT 005	187
0207 PLAINFIELD PCT 006	175
0208 PLAINFIELD PCT 007	127
0209 PLAINFIELD PCT 008	260
0210 PLAINFIELD PCT 009	311
0211 PLAINFIELD PCT 010	276
0212 PLAINFIELD PCT 011	82
0213 PLAINFIELD PCT 012	134
0214 PLAINFIELD PCT 013	374
0215 PLAINFIELD PCT 014	283
0216 PLAINFIELD PCT 015	299
0217 PLAINFIELD PCT 016	253
0218 PLAINFIELD PCT 017	187
0219 PLAINFIELD PCT 018	198
0220 PLAINFIELD PCT 019	158

VOTES PERCENT

RECORDER OF DEEDS

Vote for not more than 1

01 = Kristin Cross

66,095 100.00

(CONTINUED FROM PREVIOUS PAGE)

	-----	01

0221 PLAINFIELD PCT 020		286
0222 PLAINFIELD PCT 021		179
0223 PLAINFIELD PCT 022		369
0224 PLAINFIELD PCT 023		185
0225 PLAINFIELD PCT 024		230
0226 PLAINFIELD PCT 025		193
0227 PLAINFIELD PCT 026		102
0228 PLAINFIELD PCT 027		162
0229 PLAINFIELD PCT 028		187
0230 PLAINFIELD PCT 029		200
0231 PLAINFIELD PCT 030		237
0232 PLAINFIELD PCT 031		230
0233 PLAINFIELD PCT 032		159
0234 PLAINFIELD PCT 033		214
0235 PLAINFIELD PCT 034		171
0236 PLAINFIELD PCT 035		200
0237 REED PCT 001		237
0238 REED PCT 002		255
0239 REED PCT 003		238
0240 TROY PCT 001		223
0241 TROY PCT 002		143
0242 TROY PCT 003		246
0243 TROY PCT 004		224
0244 TROY PCT 005		203
0245 TROY PCT 006		110
0246 TROY PCT 007		251
0247 TROY PCT 008		328
0248 TROY PCT 009		234
0249 TROY PCT 010		275
0250 TROY PCT 011		373
0251 TROY PCT 012		215
0252 TROY PCT 013		442
0253 TROY PCT 014		294
0254 TROY PCT 015		262
0255 TROY PCT 016		211
0256 TROY PCT 017		298
0257 TROY PCT 018		141
0258 TROY PCT 019		110
0259 TROY PCT 020		296
0260 TROY PCT 021		269
0261 TROY PCT 022		175
0262 WASHINGTON PCT 001		250
0263 WASHINGTON PCT 002		336
0264 WASHINGTON PCT 003		262
0265 WESLEY PCT 001		231
0266 WHEATLAND PCT 001		1095
0267 WHEATLAND PCT 002		386
0268 WHEATLAND PCT 003		329
0269 WHEATLAND PCT 004		203
0270 WHEATLAND PCT 005		343
0271 WHEATLAND PCT 006		293
0272 WHEATLAND PCT 007		288
0273 WHEATLAND PCT 008		292
0274 WHEATLAND PCT 009		304
0275 WHEATLAND PCT 010		276

VOTES PERCENT

RECORDER OF DEEDS

Vote for not more than 1
01 = Kristin Cross

66,095 100.00

(CONTINUED FROM PREVIOUS PAGE) 01

0276 WHEATLAND PCT 011	251
0277 WHEATLAND PCT 012	222
0278 WHEATLAND PCT 013	244
0279 WHEATLAND PCT 014	317
0280 WHEATLAND PCT 015	213
0281 WHEATLAND PCT 016	341
0282 WHEATLAND PCT 017	236
0283 WHEATLAND PCT 018	324
0284 WHEATLAND PCT 019	157
0285 WHEATLAND PCT 020	289
0286 WHEATLAND PCT 021	227
0287 WHEATLAND PCT 022	152
0288 WHEATLAND PCT 023	233
0289 WHEATLAND PCT 024	252
0290 WHEATLAND PCT 025	306
0291 WHEATLAND PCT 026	463
0292 WHEATLAND PCT 027	186
0293 WHEATLAND PCT 028	375
0294 WHEATLAND PCT 029	371
0295 WHEATLAND PCT 030	355
0296 WILL PCT 001	329
0297 WILMINGTON PCT 001	164
0298 WILMINGTON PCT 002	205
0299 WILMINGTON PCT 003	230
0300 WILTON PCT 001	172

VOTES PERCENT

STATE'S ATTORNEY

Vote for not more than 1
01 = No Candidate Filed

0

01

0001 CHANNAHON PCT 001	0
0002 CHANNAHON PCT 002	0
0003 CHANNAHON PCT 003	0
0004 CHANNAHON PCT 004	0
0005 CHANNAHON PCT 005	0
0006 CRETE PCT 001	0
0007 CRETE PCT 002	0
0008 CRETE PCT 003	0
0009 CRETE PCT 004	0
0010 CRETE PCT 005	0
0011 CRETE PCT 006	0
0012 CRETE PCT 007	0
0013 CRETE PCT 008	0
0014 CRETE PCT 009	0
0015 CRETE PCT 010	0
0016 CRETE PCT 011	0
0017 CRETE PCT 012	0
0018 CUSTER PCT 001	0
0019 DU PAGE PCT 001	0
0020 DU PAGE PCT 002	0
0021 DU PAGE PCT 003	0
0022 DU PAGE PCT 004	0
0023 DU PAGE PCT 005	0
0024 DU PAGE PCT 006	0
0025 DU PAGE PCT 007	0
0026 DU PAGE PCT 008	0
0027 DU PAGE PCT 009	0
0028 DU PAGE PCT 010	0
0029 DU PAGE PCT 011	0
0030 DU PAGE PCT 012	0
0031 DU PAGE PCT 013	0
0032 DU PAGE PCT 014	0
0033 DU PAGE PCT 015	0
0034 DU PAGE PCT 016	0
0035 DU PAGE PCT 017	0
0036 DU PAGE PCT 018	0
0037 DU PAGE PCT 019	0
0038 DU PAGE PCT 020	0
0039 DU PAGE PCT 021	0
0040 DU PAGE PCT 022	0
0041 DU PAGE PCT 023	0
0042 DU PAGE PCT 024	0
0043 DU PAGE PCT 025	0
0044 DU PAGE PCT 026	0
0045 DU PAGE PCT 027	0
0046 DU PAGE PCT 028	0
0047 DU PAGE PCT 029	0
0048 DU PAGE PCT 030	0
0049 DU PAGE PCT 031	0
0050 DU PAGE PCT 032	0
0051 DU PAGE PCT 033	0
0052 DU PAGE PCT 034	0
0053 DU PAGE PCT 035	0
0054 DU PAGE PCT 036	0
0055 DU PAGE PCT 037	0

**City of Aurora results have been
added to WHEATLAND PCT 001**

**For City of Aurora's precinct
breakdown – refer to that
section of this book**

VOTES PERCENT

STATE'S ATTORNEY

Vote for not more than 1

01 = No Candidate Filed

0

(CONTINUED FROM PREVIOUS PAGE) 01

0056 FLORENCE PCT 001	0
0057 FRANKFORT PCT 001	0
0058 FRANKFORT PCT 002	0
0059 FRANKFORT PCT 003	0
0060 FRANKFORT PCT 004	0
0061 FRANKFORT PCT 005	0
0062 FRANKFORT PCT 006	0
0063 FRANKFORT PCT 007	0
0064 FRANKFORT PCT 008	0
0065 FRANKFORT PCT 009	0
0066 FRANKFORT PCT 010	0
0067 FRANKFORT PCT 011	0
0068 FRANKFORT PCT 012	0
0069 FRANKFORT PCT 013	0
0070 FRANKFORT PCT 014	0
0071 FRANKFORT PCT 015	0
0072 FRANKFORT PCT 016	0
0073 FRANKFORT PCT 017	0
0074 FRANKFORT PCT 018	0
0075 FRANKFORT PCT 019	0
0076 FRANKFORT PCT 020	0
0077 FRANKFORT PCT 021	0
0078 FRANKFORT PCT 022	0
0079 FRANKFORT PCT 023	0
0080 FRANKFORT PCT 024	0
0081 FRANKFORT PCT 025	0
0082 FRANKFORT PCT 026	0
0083 FRANKFORT PCT 027	0
0084 FRANKFORT PCT 028	0
0085 GREEN GARDEN PCT 001	0
0086 GREEN GARDEN PCT 002	0
0087 HOMER PCT 001	0
0088 HOMER PCT 002	0
0089 HOMER PCT 003	0
0090 HOMER PCT 004	0
0091 HOMER PCT 005	0
0092 HOMER PCT 006	0
0093 HOMER PCT 007	0
0094 HOMER PCT 008	0
0095 HOMER PCT 009	0
0096 HOMER PCT 010	0
0097 HOMER PCT 011	0
0098 HOMER PCT 012	0
0099 HOMER PCT 013	0
0100 HOMER PCT 014	0
0101 HOMER PCT 015	0
0102 HOMER PCT 016	0
0103 HOMER PCT 017	0
0104 HOMER PCT 018	0
0105 JACKSON PCT 001	0
0106 JACKSON PCT 002	0
0107 JOLIET PCT 001	0
0108 JOLIET PCT 002	0
0109 JOLIET PCT 003	0
0110 JOLIET PCT 004	0

VOTES PERCENT

STATE'S ATTORNEY

Vote for not more than 1

01 = No Candidate Filed

0

(CONTINUED FROM PREVIOUS PAGE) 01

0111 JOLIET PCT 005	0
0112 JOLIET PCT 006	0
0113 JOLIET PCT 007	0
0114 JOLIET PCT 008	0
0115 JOLIET PCT 009	0
0116 JOLIET PCT 010	0
0117 JOLIET PCT 011	0
0118 JOLIET PCT 012	0
0119 JOLIET PCT 013	0
0120 JOLIET PCT 014	0
0121 JOLIET PCT 015	0
0122 JOLIET PCT 016	0
0123 JOLIET PCT 017	0
0124 JOLIET PCT 018	0
0125 JOLIET PCT 019	0
0126 JOLIET PCT 020	0
0127 JOLIET PCT 021	0
0128 JOLIET PCT 022	0
0129 JOLIET PCT 023	0
0130 JOLIET PCT 024	0
0131 JOLIET PCT 025	0
0132 JOLIET PCT 026	0
0133 JOLIET PCT 027	0
0134 JOLIET PCT 028	0
0135 JOLIET PCT 029	0
0136 JOLIET PCT 030	0
0137 JOLIET PCT 031	0
0138 JOLIET PCT 032	0
0139 JOLIET PCT 033	0
0140 JOLIET PCT 034	0
0141 JOLIET PCT 035	0
0142 JOLIET PCT 036	0
0143 JOLIET PCT 037	0
0144 LOCKPORT PCT 001	0
0145 LOCKPORT PCT 002	0
0146 LOCKPORT PCT 003	0
0147 LOCKPORT PCT 004	0
0148 LOCKPORT PCT 005	0
0149 LOCKPORT PCT 006	0
0150 LOCKPORT PCT 007	0
0151 LOCKPORT PCT 008	0
0152 LOCKPORT PCT 009	0
0153 LOCKPORT PCT 010	0
0154 LOCKPORT PCT 011	0
0155 LOCKPORT PCT 012	0
0156 LOCKPORT PCT 013	0
0157 LOCKPORT PCT 014	0
0158 LOCKPORT PCT 015	0
0159 LOCKPORT PCT 016	0
0160 LOCKPORT PCT 017	0
0161 LOCKPORT PCT 018	0
0162 LOCKPORT PCT 019	0
0163 LOCKPORT PCT 020	0
0164 LOCKPORT PCT 021	0
0165 LOCKPORT PCT 022	0

VOTES PERCENT

STATE'S ATTORNEY

Vote for not more than 1
 01 = No Candidate Filed

0

(CONTINUED FROM PREVIOUS PAGE) 01

0166 LOCKPORT PCT 023	0
0167 LOCKPORT PCT 024	0
0168 MANHATTAN PCT 001	0
0169 MANHATTAN PCT 002	0
0170 MANHATTAN PCT 003	0
0171 MANHATTAN PCT 004	0
0172 MONEE PCT 001	0
0173 MONEE PCT 002	0
0174 MONEE PCT 003	0
0175 MONEE PCT 004	0
0176 MONEE PCT 005	0
0177 MONEE PCT 006	0
0178 MONEE PCT 007	0
0179 MONEE PCT 008	0
0180 NEW LENOX PCT 001	0
0181 NEW LENOX PCT 002	0
0182 NEW LENOX PCT 003	0
0183 NEW LENOX PCT 004	0
0184 NEW LENOX PCT 005	0
0185 NEW LENOX PCT 006	0
0186 NEW LENOX PCT 007	0
0187 NEW LENOX PCT 008	0
0188 NEW LENOX PCT 009	0
0189 NEW LENOX PCT 010	0
0190 NEW LENOX PCT 011	0
0191 NEW LENOX PCT 012	0
0192 NEW LENOX PCT 013	0
0193 NEW LENOX PCT 014	0
0194 NEW LENOX PCT 015	0
0195 NEW LENOX PCT 016	0
0196 NEW LENOX PCT 017	0
0197 NEW LENOX PCT 018	0
0198 NEW LENOX PCT 019	0
0199 NEW LENOX PCT 020	0
0200 PEOTONE PCT 001	0
0201 PEOTONE PCT 002	0
0202 PLAINFIELD PCT 001	0
0203 PLAINFIELD PCT 002	0
0204 PLAINFIELD PCT 003	0
0205 PLAINFIELD PCT 004	0
0206 PLAINFIELD PCT 005	0
0207 PLAINFIELD PCT 006	0
0208 PLAINFIELD PCT 007	0
0209 PLAINFIELD PCT 008	0
0210 PLAINFIELD PCT 009	0
0211 PLAINFIELD PCT 010	0
0212 PLAINFIELD PCT 011	0
0213 PLAINFIELD PCT 012	0
0214 PLAINFIELD PCT 013	0
0215 PLAINFIELD PCT 014	0
0216 PLAINFIELD PCT 015	0
0217 PLAINFIELD PCT 016	0
0218 PLAINFIELD PCT 017	0
0219 PLAINFIELD PCT 018	0
0220 PLAINFIELD PCT 019	0

VOTES PERCENT

STATE'S ATTORNEY

Vote for not more than 1

01 = No Candidate Filed

0

(CONTINUED FROM PREVIOUS PAGE)

01

0221 PLAINFIELD PCT 020	0
0222 PLAINFIELD PCT 021	0
0223 PLAINFIELD PCT 022	0
0224 PLAINFIELD PCT 023	0
0225 PLAINFIELD PCT 024	0
0226 PLAINFIELD PCT 025	0
0227 PLAINFIELD PCT 026	0
0228 PLAINFIELD PCT 027	0
0229 PLAINFIELD PCT 028	0
0230 PLAINFIELD PCT 029	0
0231 PLAINFIELD PCT 030	0
0232 PLAINFIELD PCT 031	0
0233 PLAINFIELD PCT 032	0
0234 PLAINFIELD PCT 033	0
0235 PLAINFIELD PCT 034	0
0236 PLAINFIELD PCT 035	0
0237 REED PCT 001	0
0238 REED PCT 002	0
0239 REED PCT 003	0
0240 TROY PCT 001	0
0241 TROY PCT 002	0
0242 TROY PCT 003	0
0243 TROY PCT 004	0
0244 TROY PCT 005	0
0245 TROY PCT 006	0
0246 TROY PCT 007	0
0247 TROY PCT 008	0
0248 TROY PCT 009	0
0249 TROY PCT 010	0
0250 TROY PCT 011	0
0251 TROY PCT 012	0
0252 TROY PCT 013	0
0253 TROY PCT 014	0
0254 TROY PCT 015	0
0255 TROY PCT 016	0
0256 TROY PCT 017	0
0257 TROY PCT 018	0
0258 TROY PCT 019	0
0259 TROY PCT 020	0
0260 TROY PCT 021	0
0261 TROY PCT 022	0
0262 WASHINGTON PCT 001	0
0263 WASHINGTON PCT 002	0
0264 WASHINGTON PCT 003	0
0265 WESLEY PCT 001	0
0266 WHEATLAND PCT 001	0
0267 WHEATLAND PCT 002	0
0268 WHEATLAND PCT 003	0
0269 WHEATLAND PCT 004	0
0270 WHEATLAND PCT 005	0
0271 WHEATLAND PCT 006	0
0272 WHEATLAND PCT 007	0
0273 WHEATLAND PCT 008	0
0274 WHEATLAND PCT 009	0
0275 WHEATLAND PCT 010	0

VOTES PERCENT

STATE'S ATTORNEY

Vote for not more than 1

01 = No Candidate Filed

0

(CONTINUED FROM PREVIOUS PAGE) 01

0276 WHEATLAND PCT 011	0
0277 WHEATLAND PCT 012	0
0278 WHEATLAND PCT 013	0
0279 WHEATLAND PCT 014	0
0280 WHEATLAND PCT 015	0
0281 WHEATLAND PCT 016	0
0282 WHEATLAND PCT 017	0
0283 WHEATLAND PCT 018	0
0284 WHEATLAND PCT 019	0
0285 WHEATLAND PCT 020	0
0286 WHEATLAND PCT 021	0
0287 WHEATLAND PCT 022	0
0288 WHEATLAND PCT 023	0
0289 WHEATLAND PCT 024	0
0290 WHEATLAND PCT 025	0
0291 WHEATLAND PCT 026	0
0292 WHEATLAND PCT 027	0
0293 WHEATLAND PCT 028	0
0294 WHEATLAND PCT 029	0
0295 WHEATLAND PCT 030	0
0296 WILL PCT 001	0
0297 WILMINGTON PCT 001	0
0298 WILMINGTON PCT 002	0
0299 WILMINGTON PCT 003	0
0300 WILTON PCT 001	0

VOTES PERCENT

COUNTY AUDITOR

Vote for not more than 1

01 = Gary Good

65,112 100.00

01

0001 CHANNAHON PCT 001	297
0002 CHANNAHON PCT 002	363
0003 CHANNAHON PCT 003	268
0004 CHANNAHON PCT 004	225
0005 CHANNAHON PCT 005	228
0006 CRETE PCT 001	117
0007 CRETE PCT 002	97
0008 CRETE PCT 003	144
0009 CRETE PCT 004	172
0010 CRETE PCT 005	113
0011 CRETE PCT 006	221
0012 CRETE PCT 007	146
0013 CRETE PCT 008	177
0014 CRETE PCT 009	203
0015 CRETE PCT 010	136
0016 CRETE PCT 011	224
0017 CRETE PCT 012	219
0018 CUSTER PCT 001	203
0019 DU PAGE PCT 001	283
0020 DU PAGE PCT 002	314
0021 DU PAGE PCT 003	308
0022 DU PAGE PCT 004	194
0023 DU PAGE PCT 005	154
0024 DU PAGE PCT 006	167
0025 DU PAGE PCT 007	287
0026 DU PAGE PCT 008	136
0027 DU PAGE PCT 009	157
0028 DU PAGE PCT 010	143
0029 DU PAGE PCT 011	90
0030 DU PAGE PCT 012	154
0031 DU PAGE PCT 013	116
0032 DU PAGE PCT 014	160
0033 DU PAGE PCT 015	144
0034 DU PAGE PCT 016	158
0035 DU PAGE PCT 017	142
0036 DU PAGE PCT 018	143
0037 DU PAGE PCT 019	120
0038 DU PAGE PCT 020	107
0039 DU PAGE PCT 021	152
0040 DU PAGE PCT 022	183
0041 DU PAGE PCT 023	159
0042 DU PAGE PCT 024	119
0043 DU PAGE PCT 025	129
0044 DU PAGE PCT 026	124
0045 DU PAGE PCT 027	105
0046 DU PAGE PCT 028	101
0047 DU PAGE PCT 029	185
0048 DU PAGE PCT 030	8
0049 DU PAGE PCT 031	143
0050 DU PAGE PCT 032	232
0051 DU PAGE PCT 033	173
0052 DU PAGE PCT 034	240
0053 DU PAGE PCT 035	48
0054 DU PAGE PCT 036	201
0055 DU PAGE PCT 037	192

**City of Aurora results have been
added to WHEATLAND PCT 001**

**For City of Aurora's precinct
breakdown – refer to that
section of this book**

VOTES PERCENT

COUNTY AUDITOR

Vote for not more than 1
01 = Gary Good

65,112 100.00

(CONTINUED FROM PREVIOUS PAGE) 01

0056 FLORENCE PCT 001	114
0057 FRANKFORT PCT 001	374
0058 FRANKFORT PCT 002	300
0059 FRANKFORT PCT 003	261
0060 FRANKFORT PCT 004	234
0061 FRANKFORT PCT 005	326
0062 FRANKFORT PCT 006	220
0063 FRANKFORT PCT 007	239
0064 FRANKFORT PCT 008	249
0065 FRANKFORT PCT 009	288
0066 FRANKFORT PCT 010	209
0067 FRANKFORT PCT 011	373
0068 FRANKFORT PCT 012	259
0069 FRANKFORT PCT 013	231
0070 FRANKFORT PCT 014	218
0071 FRANKFORT PCT 015	225
0072 FRANKFORT PCT 016	257
0073 FRANKFORT PCT 017	392
0074 FRANKFORT PCT 018	317
0075 FRANKFORT PCT 019	232
0076 FRANKFORT PCT 020	298
0077 FRANKFORT PCT 021	268
0078 FRANKFORT PCT 022	287
0079 FRANKFORT PCT 023	266
0080 FRANKFORT PCT 024	194
0081 FRANKFORT PCT 025	316
0082 FRANKFORT PCT 026	291
0083 FRANKFORT PCT 027	249
0084 FRANKFORT PCT 028	300
0085 GREEN GARDEN PCT 001	342
0086 GREEN GARDEN PCT 002	390
0087 HOMER PCT 001	279
0088 HOMER PCT 002	331
0089 HOMER PCT 003	241
0090 HOMER PCT 004	372
0091 HOMER PCT 005	280
0092 HOMER PCT 006	300
0093 HOMER PCT 007	309
0094 HOMER PCT 008	277
0095 HOMER PCT 009	223
0096 HOMER PCT 010	276
0097 HOMER PCT 011	271
0098 HOMER PCT 012	315
0099 HOMER PCT 013	243
0100 HOMER PCT 014	385
0101 HOMER PCT 015	306
0102 HOMER PCT 016	257
0103 HOMER PCT 017	390
0104 HOMER PCT 018	288
0105 JACKSON PCT 001	295
0106 JACKSON PCT 002	278
0107 JOLIET PCT 001	84
0108 JOLIET PCT 002	113
0109 JOLIET PCT 003	108
0110 JOLIET PCT 004	142

VOTES PERCENT

COUNTY AUDITOR

Vote for not more than 1
 01 = Gary Good

65,112 100.00

(CONTINUED FROM PREVIOUS PAGE) 01

0111 JOLIET PCT 005	13
0112 JOLIET PCT 006	8
0113 JOLIET PCT 007	35
0114 JOLIET PCT 008	131
0115 JOLIET PCT 009	79
0116 JOLIET PCT 010	156
0117 JOLIET PCT 011	110
0118 JOLIET PCT 012	77
0119 JOLIET PCT 013	20
0120 JOLIET PCT 014	23
0121 JOLIET PCT 015	93
0122 JOLIET PCT 016	55
0123 JOLIET PCT 017	205
0124 JOLIET PCT 018	226
0125 JOLIET PCT 019	135
0126 JOLIET PCT 020	135
0127 JOLIET PCT 021	193
0128 JOLIET PCT 022	113
0129 JOLIET PCT 023	70
0130 JOLIET PCT 024	66
0131 JOLIET PCT 025	128
0132 JOLIET PCT 026	93
0133 JOLIET PCT 027	31
0134 JOLIET PCT 028	10
0135 JOLIET PCT 029	78
0136 JOLIET PCT 030	149
0137 JOLIET PCT 031	127
0138 JOLIET PCT 032	7
0139 JOLIET PCT 033	113
0140 JOLIET PCT 034	27
0141 JOLIET PCT 035	76
0142 JOLIET PCT 036	46
0143 JOLIET PCT 037	97
0144 LOCKPORT PCT 001	504
0145 LOCKPORT PCT 002	176
0146 LOCKPORT PCT 003	137
0147 LOCKPORT PCT 004	136
0148 LOCKPORT PCT 005	237
0149 LOCKPORT PCT 006	141
0150 LOCKPORT PCT 007	139
0151 LOCKPORT PCT 008	93
0152 LOCKPORT PCT 009	348
0153 LOCKPORT PCT 010	210
0154 LOCKPORT PCT 011	205
0155 LOCKPORT PCT 012	151
0156 LOCKPORT PCT 013	510
0157 LOCKPORT PCT 014	179
0158 LOCKPORT PCT 015	105
0159 LOCKPORT PCT 016	221
0160 LOCKPORT PCT 017	266
0161 LOCKPORT PCT 018	242
0162 LOCKPORT PCT 019	227
0163 LOCKPORT PCT 020	194
0164 LOCKPORT PCT 021	128
0165 LOCKPORT PCT 022	122

VOTES PERCENT

COUNTY AUDITOR

Vote for not more than 1

01 = Gary Good

65,112 100.00

(CONTINUED FROM PREVIOUS PAGE)

	01
0166 LOCKPORT PCT 023	118
0167 LOCKPORT PCT 024	26
0168 MANHATTAN PCT 001	230
0169 MANHATTAN PCT 002	286
0170 MANHATTAN PCT 003	375
0171 MANHATTAN PCT 004	220
0172 MONEE PCT 001	96
0173 MONEE PCT 002	49
0174 MONEE PCT 003	204
0175 MONEE PCT 004	211
0176 MONEE PCT 005	4
0177 MONEE PCT 006	9
0178 MONEE PCT 007	8
0179 MONEE PCT 008	195
0180 NEW LENOX PCT 001	180
0181 NEW LENOX PCT 002	268
0182 NEW LENOX PCT 003	232
0183 NEW LENOX PCT 004	211
0184 NEW LENOX PCT 005	274
0185 NEW LENOX PCT 006	317
0186 NEW LENOX PCT 007	409
0187 NEW LENOX PCT 008	329
0188 NEW LENOX PCT 009	279
0189 NEW LENOX PCT 010	306
0190 NEW LENOX PCT 011	250
0191 NEW LENOX PCT 012	251
0192 NEW LENOX PCT 013	277
0193 NEW LENOX PCT 014	346
0194 NEW LENOX PCT 015	279
0195 NEW LENOX PCT 016	256
0196 NEW LENOX PCT 017	280
0197 NEW LENOX PCT 018	228
0198 NEW LENOX PCT 019	266
0199 NEW LENOX PCT 020	377
0200 PEOTONE PCT 001	421
0201 PEOTONE PCT 002	382
0202 PLAINFIELD PCT 001	281
0203 PLAINFIELD PCT 002	262
0204 PLAINFIELD PCT 003	279
0205 PLAINFIELD PCT 004	79
0206 PLAINFIELD PCT 005	186
0207 PLAINFIELD PCT 006	174
0208 PLAINFIELD PCT 007	126
0209 PLAINFIELD PCT 008	253
0210 PLAINFIELD PCT 009	301
0211 PLAINFIELD PCT 010	268
0212 PLAINFIELD PCT 011	78
0213 PLAINFIELD PCT 012	129
0214 PLAINFIELD PCT 013	369
0215 PLAINFIELD PCT 014	281
0216 PLAINFIELD PCT 015	296
0217 PLAINFIELD PCT 016	251
0218 PLAINFIELD PCT 017	185
0219 PLAINFIELD PCT 018	189
0220 PLAINFIELD PCT 019	152

VOTES PERCENT

COUNTY AUDITOR

Vote for not more than 1
01 = Gary Good

65,112 100.00

(CONTINUED FROM PREVIOUS PAGE) 01

0221 PLAINFIELD PCT 020	284
0222 PLAINFIELD PCT 021	176
0223 PLAINFIELD PCT 022	358
0224 PLAINFIELD PCT 023	182
0225 PLAINFIELD PCT 024	225
0226 PLAINFIELD PCT 025	191
0227 PLAINFIELD PCT 026	104
0228 PLAINFIELD PCT 027	158
0229 PLAINFIELD PCT 028	181
0230 PLAINFIELD PCT 029	200
0231 PLAINFIELD PCT 030	236
0232 PLAINFIELD PCT 031	226
0233 PLAINFIELD PCT 032	156
0234 PLAINFIELD PCT 033	204
0235 PLAINFIELD PCT 034	169
0236 PLAINFIELD PCT 035	193
0237 REED PCT 001	229
0238 REED PCT 002	249
0239 REED PCT 003	235
0240 TROY PCT 001	219
0241 TROY PCT 002	143
0242 TROY PCT 003	238
0243 TROY PCT 004	220
0244 TROY PCT 005	196
0245 TROY PCT 006	110
0246 TROY PCT 007	247
0247 TROY PCT 008	326
0248 TROY PCT 009	229
0249 TROY PCT 010	266
0250 TROY PCT 011	361
0251 TROY PCT 012	214
0252 TROY PCT 013	434
0253 TROY PCT 014	289
0254 TROY PCT 015	252
0255 TROY PCT 016	206
0256 TROY PCT 017	297
0257 TROY PCT 018	134
0258 TROY PCT 019	106
0259 TROY PCT 020	291
0260 TROY PCT 021	263
0261 TROY PCT 022	171
0262 WASHINGTON PCT 001	249
0263 WASHINGTON PCT 002	331
0264 WASHINGTON PCT 003	260
0265 WESLEY PCT 001	230
0266 WHEATLAND PCT 001	1083
0267 WHEATLAND PCT 002	380
0268 WHEATLAND PCT 003	329
0269 WHEATLAND PCT 004	204
0270 WHEATLAND PCT 005	337
0271 WHEATLAND PCT 006	292
0272 WHEATLAND PCT 007	287
0273 WHEATLAND PCT 008	288
0274 WHEATLAND PCT 009	298
0275 WHEATLAND PCT 010	275

VOTES PERCENT

COUNTY AUDITOR

Vote for not more than 1
01 = Gary Good

65,112 100.00

(CONTINUED FROM PREVIOUS PAGE) 01

0276 WHEATLAND PCT 011	246
0277 WHEATLAND PCT 012	220
0278 WHEATLAND PCT 013	243
0279 WHEATLAND PCT 014	315
0280 WHEATLAND PCT 015	209
0281 WHEATLAND PCT 016	334
0282 WHEATLAND PCT 017	234
0283 WHEATLAND PCT 018	324
0284 WHEATLAND PCT 019	156
0285 WHEATLAND PCT 020	287
0286 WHEATLAND PCT 021	222
0287 WHEATLAND PCT 022	151
0288 WHEATLAND PCT 023	231
0289 WHEATLAND PCT 024	251
0290 WHEATLAND PCT 025	301
0291 WHEATLAND PCT 026	451
0292 WHEATLAND PCT 027	182
0293 WHEATLAND PCT 028	364
0294 WHEATLAND PCT 029	366
0295 WHEATLAND PCT 030	351
0296 WILL PCT 001	322
0297 WILMINGTON PCT 001	161
0298 WILMINGTON PCT 002	202
0299 WILMINGTON PCT 003	226
0300 WILTON PCT 001	162

VOTES PERCENT

CORONER

Vote for not more than 1
01 = No Candidate Filed

0

01

0001 CHANNAHON PCT 001	0
0002 CHANNAHON PCT 002	0
0003 CHANNAHON PCT 003	0
0004 CHANNAHON PCT 004	0
0005 CHANNAHON PCT 005	0
0006 CRETE PCT 001	0
0007 CRETE PCT 002	0
0008 CRETE PCT 003	0
0009 CRETE PCT 004	0
0010 CRETE PCT 005	0
0011 CRETE PCT 006	0
0012 CRETE PCT 007	0
0013 CRETE PCT 008	0
0014 CRETE PCT 009	0
0015 CRETE PCT 010	0
0016 CRETE PCT 011	0
0017 CRETE PCT 012	0
0018 CUSTER PCT 001	0
0019 DU PAGE PCT 001	0
0020 DU PAGE PCT 002	0
0021 DU PAGE PCT 003	0
0022 DU PAGE PCT 004	0
0023 DU PAGE PCT 005	0
0024 DU PAGE PCT 006	0
0025 DU PAGE PCT 007	0
0026 DU PAGE PCT 008	0
0027 DU PAGE PCT 009	0
0028 DU PAGE PCT 010	0
0029 DU PAGE PCT 011	0
0030 DU PAGE PCT 012	0
0031 DU PAGE PCT 013	0
0032 DU PAGE PCT 014	0
0033 DU PAGE PCT 015	0
0034 DU PAGE PCT 016	0
0035 DU PAGE PCT 017	0
0036 DU PAGE PCT 018	0
0037 DU PAGE PCT 019	0
0038 DU PAGE PCT 020	0
0039 DU PAGE PCT 021	0
0040 DU PAGE PCT 022	0
0041 DU PAGE PCT 023	0
0042 DU PAGE PCT 024	0
0043 DU PAGE PCT 025	0
0044 DU PAGE PCT 026	0
0045 DU PAGE PCT 027	0
0046 DU PAGE PCT 028	0
0047 DU PAGE PCT 029	0
0048 DU PAGE PCT 030	0
0049 DU PAGE PCT 031	0
0050 DU PAGE PCT 032	0
0051 DU PAGE PCT 033	0
0052 DU PAGE PCT 034	0
0053 DU PAGE PCT 035	0
0054 DU PAGE PCT 036	0
0055 DU PAGE PCT 037	0

**City of Aurora results have been
added to WHEATLAND PCT 001**

**For City of Aurora's precinct
breakdown – refer to that
section of this book**

VOTES PERCENT

CORONER

Vote for not more than 1
01 = No Candidate Filed

0

(CONTINUED FROM PREVIOUS PAGE) 01

0056 FLORENCE PCT 001	0
0057 FRANKFORT PCT 001	0
0058 FRANKFORT PCT 002	0
0059 FRANKFORT PCT 003	0
0060 FRANKFORT PCT 004	0
0061 FRANKFORT PCT 005	0
0062 FRANKFORT PCT 006	0
0063 FRANKFORT PCT 007	0
0064 FRANKFORT PCT 008	0
0065 FRANKFORT PCT 009	0
0066 FRANKFORT PCT 010	0
0067 FRANKFORT PCT 011	0
0068 FRANKFORT PCT 012	0
0069 FRANKFORT PCT 013	0
0070 FRANKFORT PCT 014	0
0071 FRANKFORT PCT 015	0
0072 FRANKFORT PCT 016	0
0073 FRANKFORT PCT 017	0
0074 FRANKFORT PCT 018	0
0075 FRANKFORT PCT 019	0
0076 FRANKFORT PCT 020	0
0077 FRANKFORT PCT 021	0
0078 FRANKFORT PCT 022	0
0079 FRANKFORT PCT 023	0
0080 FRANKFORT PCT 024	0
0081 FRANKFORT PCT 025	0
0082 FRANKFORT PCT 026	0
0083 FRANKFORT PCT 027	0
0084 FRANKFORT PCT 028	0
0085 GREEN GARDEN PCT 001	0
0086 GREEN GARDEN PCT 002	0
0087 HOMER PCT 001	0
0088 HOMER PCT 002	0
0089 HOMER PCT 003	0
0090 HOMER PCT 004	0
0091 HOMER PCT 005	0
0092 HOMER PCT 006	0
0093 HOMER PCT 007	0
0094 HOMER PCT 008	0
0095 HOMER PCT 009	0
0096 HOMER PCT 010	0
0097 HOMER PCT 011	0
0098 HOMER PCT 012	0
0099 HOMER PCT 013	0
0100 HOMER PCT 014	0
0101 HOMER PCT 015	0
0102 HOMER PCT 016	0
0103 HOMER PCT 017	0
0104 HOMER PCT 018	0
0105 JACKSON PCT 001	0
0106 JACKSON PCT 002	0
0107 JOLIET PCT 001	0
0108 JOLIET PCT 002	0
0109 JOLIET PCT 003	0
0110 JOLIET PCT 004	0

VOTES PERCENT

CORONER

Vote for not more than 1

01 = No Candidate Filed

0

(CONTINUED FROM PREVIOUS PAGE)

01

0111 JOLIET PCT 005	0
0112 JOLIET PCT 006	0
0113 JOLIET PCT 007	0
0114 JOLIET PCT 008	0
0115 JOLIET PCT 009	0
0116 JOLIET PCT 010	0
0117 JOLIET PCT 011	0
0118 JOLIET PCT 012	0
0119 JOLIET PCT 013	0
0120 JOLIET PCT 014	0
0121 JOLIET PCT 015	0
0122 JOLIET PCT 016	0
0123 JOLIET PCT 017	0
0124 JOLIET PCT 018	0
0125 JOLIET PCT 019	0
0126 JOLIET PCT 020	0
0127 JOLIET PCT 021	0
0128 JOLIET PCT 022	0
0129 JOLIET PCT 023	0
0130 JOLIET PCT 024	0
0131 JOLIET PCT 025	0
0132 JOLIET PCT 026	0
0133 JOLIET PCT 027	0
0134 JOLIET PCT 028	0
0135 JOLIET PCT 029	0
0136 JOLIET PCT 030	0
0137 JOLIET PCT 031	0
0138 JOLIET PCT 032	0
0139 JOLIET PCT 033	0
0140 JOLIET PCT 034	0
0141 JOLIET PCT 035	0
0142 JOLIET PCT 036	0
0143 JOLIET PCT 037	0
0144 LOCKPORT PCT 001	0
0145 LOCKPORT PCT 002	0
0146 LOCKPORT PCT 003	0
0147 LOCKPORT PCT 004	0
0148 LOCKPORT PCT 005	0
0149 LOCKPORT PCT 006	0
0150 LOCKPORT PCT 007	0
0151 LOCKPORT PCT 008	0
0152 LOCKPORT PCT 009	0
0153 LOCKPORT PCT 010	0
0154 LOCKPORT PCT 011	0
0155 LOCKPORT PCT 012	0
0156 LOCKPORT PCT 013	0
0157 LOCKPORT PCT 014	0
0158 LOCKPORT PCT 015	0
0159 LOCKPORT PCT 016	0
0160 LOCKPORT PCT 017	0
0161 LOCKPORT PCT 018	0
0162 LOCKPORT PCT 019	0
0163 LOCKPORT PCT 020	0
0164 LOCKPORT PCT 021	0
0165 LOCKPORT PCT 022	0

VOTES PERCENT

CORONER

Vote for not more than 1
01 = No Candidate Filed

0

(CONTINUED FROM PREVIOUS PAGE) 01

	VOTES	PERCENT
0166 LOCKPORT PCT 023	0	
0167 LOCKPORT PCT 024	0	
0168 MANHATTAN PCT 001	0	
0169 MANHATTAN PCT 002	0	
0170 MANHATTAN PCT 003	0	
0171 MANHATTAN PCT 004	0	
0172 MONEE PCT 001	0	
0173 MONEE PCT 002	0	
0174 MONEE PCT 003	0	
0175 MONEE PCT 004	0	
0176 MONEE PCT 005	0	
0177 MONEE PCT 006	0	
0178 MONEE PCT 007	0	
0179 MONEE PCT 008	0	
0180 NEW LENOX PCT 001	0	
0181 NEW LENOX PCT 002	0	
0182 NEW LENOX PCT 003	0	
0183 NEW LENOX PCT 004	0	
0184 NEW LENOX PCT 005	0	
0185 NEW LENOX PCT 006	0	
0186 NEW LENOX PCT 007	0	
0187 NEW LENOX PCT 008	0	
0188 NEW LENOX PCT 009	0	
0189 NEW LENOX PCT 010	0	
0190 NEW LENOX PCT 011	0	
0191 NEW LENOX PCT 012	0	
0192 NEW LENOX PCT 013	0	
0193 NEW LENOX PCT 014	0	
0194 NEW LENOX PCT 015	0	
0195 NEW LENOX PCT 016	0	
0196 NEW LENOX PCT 017	0	
0197 NEW LENOX PCT 018	0	
0198 NEW LENOX PCT 019	0	
0199 NEW LENOX PCT 020	0	
0200 PEOTONE PCT 001	0	
0201 PEOTONE PCT 002	0	
0202 PLAINFIELD PCT 001	0	
0203 PLAINFIELD PCT 002	0	
0204 PLAINFIELD PCT 003	0	
0205 PLAINFIELD PCT 004	0	
0206 PLAINFIELD PCT 005	0	
0207 PLAINFIELD PCT 006	0	
0208 PLAINFIELD PCT 007	0	
0209 PLAINFIELD PCT 008	0	
0210 PLAINFIELD PCT 009	0	
0211 PLAINFIELD PCT 010	0	
0212 PLAINFIELD PCT 011	0	
0213 PLAINFIELD PCT 012	0	
0214 PLAINFIELD PCT 013	0	
0215 PLAINFIELD PCT 014	0	
0216 PLAINFIELD PCT 015	0	
0217 PLAINFIELD PCT 016	0	
0218 PLAINFIELD PCT 017	0	
0219 PLAINFIELD PCT 018	0	
0220 PLAINFIELD PCT 019	0	

VOTES PERCENT

CORONER

Vote for not more than 1
 01 = No Candidate Filed

0

(CONTINUED FROM PREVIOUS PAGE) 01

0221 PLAINFIELD PCT 020	0
0222 PLAINFIELD PCT 021	0
0223 PLAINFIELD PCT 022	0
0224 PLAINFIELD PCT 023	0
0225 PLAINFIELD PCT 024	0
0226 PLAINFIELD PCT 025	0
0227 PLAINFIELD PCT 026	0
0228 PLAINFIELD PCT 027	0
0229 PLAINFIELD PCT 028	0
0230 PLAINFIELD PCT 029	0
0231 PLAINFIELD PCT 030	0
0232 PLAINFIELD PCT 031	0
0233 PLAINFIELD PCT 032	0
0234 PLAINFIELD PCT 033	0
0235 PLAINFIELD PCT 034	0
0236 PLAINFIELD PCT 035	0
0237 REED PCT 001	0
0238 REED PCT 002	0
0239 REED PCT 003	0
0240 TROY PCT 001	0
0241 TROY PCT 002	0
0242 TROY PCT 003	0
0243 TROY PCT 004	0
0244 TROY PCT 005	0
0245 TROY PCT 006	0
0246 TROY PCT 007	0
0247 TROY PCT 008	0
0248 TROY PCT 009	0
0249 TROY PCT 010	0
0250 TROY PCT 011	0
0251 TROY PCT 012	0
0252 TROY PCT 013	0
0253 TROY PCT 014	0
0254 TROY PCT 015	0
0255 TROY PCT 016	0
0256 TROY PCT 017	0
0257 TROY PCT 018	0
0258 TROY PCT 019	0
0259 TROY PCT 020	0
0260 TROY PCT 021	0
0261 TROY PCT 022	0
0262 WASHINGTON PCT 001	0
0263 WASHINGTON PCT 002	0
0264 WASHINGTON PCT 003	0
0265 WESLEY PCT 001	0
0266 WHEATLAND PCT 001	0
0267 WHEATLAND PCT 002	0
0268 WHEATLAND PCT 003	0
0269 WHEATLAND PCT 004	0
0270 WHEATLAND PCT 005	0
0271 WHEATLAND PCT 006	0
0272 WHEATLAND PCT 007	0
0273 WHEATLAND PCT 008	0
0274 WHEATLAND PCT 009	0
0275 WHEATLAND PCT 010	0

VOTES PERCENT

CORONER

Vote for not more than 1

01 = No Candidate Filed

0

(CONTINUED FROM PREVIOUS PAGE) 01

0276 WHEATLAND PCT 011	0
0277 WHEATLAND PCT 012	0
0278 WHEATLAND PCT 013	0
0279 WHEATLAND PCT 014	0
0280 WHEATLAND PCT 015	0
0281 WHEATLAND PCT 016	0
0282 WHEATLAND PCT 017	0
0283 WHEATLAND PCT 018	0
0284 WHEATLAND PCT 019	0
0285 WHEATLAND PCT 020	0
0286 WHEATLAND PCT 021	0
0287 WHEATLAND PCT 022	0
0288 WHEATLAND PCT 023	0
0289 WHEATLAND PCT 024	0
0290 WHEATLAND PCT 025	0
0291 WHEATLAND PCT 026	0
0292 WHEATLAND PCT 027	0
0293 WHEATLAND PCT 028	0
0294 WHEATLAND PCT 029	0
0295 WHEATLAND PCT 030	0
0296 WILL PCT 001	0
0297 WILMINGTON PCT 001	0
0298 WILMINGTON PCT 002	0
0299 WILMINGTON PCT 003	0
0300 WILTON PCT 001	0

VOTES PERCENT

CHIEF EXECUTIVE OFFICER
Vote for not more than 1
01 = Laurie McPhillips

65,788 100.00

	-----	01

0001 CHANNAHON PCT 001		298
0002 CHANNAHON PCT 002		368
0003 CHANNAHON PCT 003		275
0004 CHANNAHON PCT 004		221
0005 CHANNAHON PCT 005		232
0006 CRETE PCT 001		111
0007 CRETE PCT 002		100
0008 CRETE PCT 003		145
0009 CRETE PCT 004		174
0010 CRETE PCT 005		115
0011 CRETE PCT 006		221
0012 CRETE PCT 007		147
0013 CRETE PCT 008		178
0014 CRETE PCT 009		208
0015 CRETE PCT 010		142
0016 CRETE PCT 011		224
0017 CRETE PCT 012		214
0018 CUSTER PCT 001		205
0019 DU PAGE PCT 001		284
0020 DU PAGE PCT 002		313
0021 DU PAGE PCT 003		310
0022 DU PAGE PCT 004		195
0023 DU PAGE PCT 005		155
0024 DU PAGE PCT 006		172
0025 DU PAGE PCT 007		288
0026 DU PAGE PCT 008		137
0027 DU PAGE PCT 009		156
0028 DU PAGE PCT 010		145
0029 DU PAGE PCT 011		91
0030 DU PAGE PCT 012		154
0031 DU PAGE PCT 013		117
0032 DU PAGE PCT 014		161
0033 DU PAGE PCT 015		146
0034 DU PAGE PCT 016		156
0035 DU PAGE PCT 017		145
0036 DU PAGE PCT 018		146
0037 DU PAGE PCT 019		122
0038 DU PAGE PCT 020		108
0039 DU PAGE PCT 021		152
0040 DU PAGE PCT 022		185
0041 DU PAGE PCT 023		159
0042 DU PAGE PCT 024		119
0043 DU PAGE PCT 025		128
0044 DU PAGE PCT 026		122
0045 DU PAGE PCT 027		105
0046 DU PAGE PCT 028		102
0047 DU PAGE PCT 029		186
0048 DU PAGE PCT 030		9
0049 DU PAGE PCT 031		143
0050 DU PAGE PCT 032		245
0051 DU PAGE PCT 033		179
0052 DU PAGE PCT 034		240
0053 DU PAGE PCT 035		49
0054 DU PAGE PCT 036		202
0055 DU PAGE PCT 037		193

**City of Aurora results have been
added to WHEATLAND PCT 001**

**For City of Aurora's precinct
breakdown – refer to that
section of this book**

VOTES PERCENT

CHIEF EXECUTIVE OFFICER

Vote for not more than 1

01 = Laurie McPhillips

65,788 100.00

(CONTINUED FROM PREVIOUS PAGE) 01

0056 FLORENCE PCT 001	118
0057 FRANKFORT PCT 001	372
0058 FRANKFORT PCT 002	302
0059 FRANKFORT PCT 003	258
0060 FRANKFORT PCT 004	236
0061 FRANKFORT PCT 005	330
0062 FRANKFORT PCT 006	224
0063 FRANKFORT PCT 007	244
0064 FRANKFORT PCT 008	256
0065 FRANKFORT PCT 009	285
0066 FRANKFORT PCT 010	214
0067 FRANKFORT PCT 011	372
0068 FRANKFORT PCT 012	260
0069 FRANKFORT PCT 013	236
0070 FRANKFORT PCT 014	223
0071 FRANKFORT PCT 015	229
0072 FRANKFORT PCT 016	259
0073 FRANKFORT PCT 017	397
0074 FRANKFORT PCT 018	314
0075 FRANKFORT PCT 019	231
0076 FRANKFORT PCT 020	299
0077 FRANKFORT PCT 021	274
0078 FRANKFORT PCT 022	288
0079 FRANKFORT PCT 023	264
0080 FRANKFORT PCT 024	196
0081 FRANKFORT PCT 025	320
0082 FRANKFORT PCT 026	301
0083 FRANKFORT PCT 027	249
0084 FRANKFORT PCT 028	312
0085 GREEN GARDEN PCT 001	355
0086 GREEN GARDEN PCT 002	395
0087 HOMER PCT 001	283
0088 HOMER PCT 002	335
0089 HOMER PCT 003	238
0090 HOMER PCT 004	375
0091 HOMER PCT 005	282
0092 HOMER PCT 006	298
0093 HOMER PCT 007	311
0094 HOMER PCT 008	276
0095 HOMER PCT 009	220
0096 HOMER PCT 010	271
0097 HOMER PCT 011	276
0098 HOMER PCT 012	309
0099 HOMER PCT 013	244
0100 HOMER PCT 014	383
0101 HOMER PCT 015	311
0102 HOMER PCT 016	260
0103 HOMER PCT 017	392
0104 HOMER PCT 018	289
0105 JACKSON PCT 001	299
0106 JACKSON PCT 002	279
0107 JOLIET PCT 001	86
0108 JOLIET PCT 002	119
0109 JOLIET PCT 003	113
0110 JOLIET PCT 004	146

VOTES PERCENT

CHIEF EXECUTIVE OFFICER

Vote for not more than 1

01 = Laurie McPhillips

65,788 100.00

(CONTINUED FROM PREVIOUS PAGE) 01

0111 JOLIET PCT 005	13
0112 JOLIET PCT 006	8
0113 JOLIET PCT 007	36
0114 JOLIET PCT 008	133
0115 JOLIET PCT 009	81
0116 JOLIET PCT 010	164
0117 JOLIET PCT 011	113
0118 JOLIET PCT 012	83
0119 JOLIET PCT 013	19
0120 JOLIET PCT 014	26
0121 JOLIET PCT 015	92
0122 JOLIET PCT 016	57
0123 JOLIET PCT 017	216
0124 JOLIET PCT 018	243
0125 JOLIET PCT 019	138
0126 JOLIET PCT 020	136
0127 JOLIET PCT 021	198
0128 JOLIET PCT 022	116
0129 JOLIET PCT 023	72
0130 JOLIET PCT 024	67
0131 JOLIET PCT 025	132
0132 JOLIET PCT 026	94
0133 JOLIET PCT 027	32
0134 JOLIET PCT 028	10
0135 JOLIET PCT 029	78
0136 JOLIET PCT 030	155
0137 JOLIET PCT 031	131
0138 JOLIET PCT 032	9
0139 JOLIET PCT 033	113
0140 JOLIET PCT 034	28
0141 JOLIET PCT 035	78
0142 JOLIET PCT 036	48
0143 JOLIET PCT 037	98
0144 LOCKPORT PCT 001	502
0145 LOCKPORT PCT 002	169
0146 LOCKPORT PCT 003	139
0147 LOCKPORT PCT 004	135
0148 LOCKPORT PCT 005	235
0149 LOCKPORT PCT 006	144
0150 LOCKPORT PCT 007	139
0151 LOCKPORT PCT 008	93
0152 LOCKPORT PCT 009	348
0153 LOCKPORT PCT 010	211
0154 LOCKPORT PCT 011	209
0155 LOCKPORT PCT 012	155
0156 LOCKPORT PCT 013	512
0157 LOCKPORT PCT 014	183
0158 LOCKPORT PCT 015	104
0159 LOCKPORT PCT 016	218
0160 LOCKPORT PCT 017	270
0161 LOCKPORT PCT 018	244
0162 LOCKPORT PCT 019	227
0163 LOCKPORT PCT 020	196
0164 LOCKPORT PCT 021	131
0165 LOCKPORT PCT 022	127

VOTES PERCENT

CHIEF EXECUTIVE OFFICER

Vote for not more than 1

01 = Laurie McPhillips

65,788 100.00

(CONTINUED FROM PREVIOUS PAGE)

	-----	01

0166 LOCKPORT PCT 023		117
0167 LOCKPORT PCT 024		26
0168 MANHATTAN PCT 001		231
0169 MANHATTAN PCT 002		289
0170 MANHATTAN PCT 003		378
0171 MANHATTAN PCT 004		223
0172 MONEE PCT 001		97
0173 MONEE PCT 002		49
0174 MONEE PCT 003		205
0175 MONEE PCT 004		210
0176 MONEE PCT 005		4
0177 MONEE PCT 006		9
0178 MONEE PCT 007		8
0179 MONEE PCT 008		201
0180 NEW LENOX PCT 001		182
0181 NEW LENOX PCT 002		268
0182 NEW LENOX PCT 003		230
0183 NEW LENOX PCT 004		215
0184 NEW LENOX PCT 005		281
0185 NEW LENOX PCT 006		314
0186 NEW LENOX PCT 007		407
0187 NEW LENOX PCT 008		332
0188 NEW LENOX PCT 009		282
0189 NEW LENOX PCT 010		318
0190 NEW LENOX PCT 011		252
0191 NEW LENOX PCT 012		248
0192 NEW LENOX PCT 013		279
0193 NEW LENOX PCT 014		347
0194 NEW LENOX PCT 015		280
0195 NEW LENOX PCT 016		259
0196 NEW LENOX PCT 017		284
0197 NEW LENOX PCT 018		224
0198 NEW LENOX PCT 019		274
0199 NEW LENOX PCT 020		376
0200 PEOTONE PCT 001		423
0201 PEOTONE PCT 002		379
0202 PLAINFIELD PCT 001		284
0203 PLAINFIELD PCT 002		260
0204 PLAINFIELD PCT 003		283
0205 PLAINFIELD PCT 004		80
0206 PLAINFIELD PCT 005		186
0207 PLAINFIELD PCT 006		175
0208 PLAINFIELD PCT 007		124
0209 PLAINFIELD PCT 008		253
0210 PLAINFIELD PCT 009		303
0211 PLAINFIELD PCT 010		276
0212 PLAINFIELD PCT 011		76
0213 PLAINFIELD PCT 012		130
0214 PLAINFIELD PCT 013		375
0215 PLAINFIELD PCT 014		282
0216 PLAINFIELD PCT 015		296
0217 PLAINFIELD PCT 016		254
0218 PLAINFIELD PCT 017		186
0219 PLAINFIELD PCT 018		193
0220 PLAINFIELD PCT 019		156

VOTES PERCENT

CHIEF EXECUTIVE OFFICER

Vote for not more than 1

01 = Laurie McPhillips

65,788 100.00

(CONTINUED FROM PREVIOUS PAGE) 01

0221 PLAINFIELD PCT 020	285
0222 PLAINFIELD PCT 021	180
0223 PLAINFIELD PCT 022	362
0224 PLAINFIELD PCT 023	188
0225 PLAINFIELD PCT 024	231
0226 PLAINFIELD PCT 025	189
0227 PLAINFIELD PCT 026	101
0228 PLAINFIELD PCT 027	160
0229 PLAINFIELD PCT 028	185
0230 PLAINFIELD PCT 029	205
0231 PLAINFIELD PCT 030	232
0232 PLAINFIELD PCT 031	226
0233 PLAINFIELD PCT 032	162
0234 PLAINFIELD PCT 033	211
0235 PLAINFIELD PCT 034	174
0236 PLAINFIELD PCT 035	196
0237 REED PCT 001	233
0238 REED PCT 002	255
0239 REED PCT 003	232
0240 TROY PCT 001	223
0241 TROY PCT 002	143
0242 TROY PCT 003	244
0243 TROY PCT 004	217
0244 TROY PCT 005	201
0245 TROY PCT 006	112
0246 TROY PCT 007	245
0247 TROY PCT 008	332
0248 TROY PCT 009	235
0249 TROY PCT 010	269
0250 TROY PCT 011	380
0251 TROY PCT 012	220
0252 TROY PCT 013	437
0253 TROY PCT 014	299
0254 TROY PCT 015	262
0255 TROY PCT 016	212
0256 TROY PCT 017	302
0257 TROY PCT 018	140
0258 TROY PCT 019	111
0259 TROY PCT 020	296
0260 TROY PCT 021	272
0261 TROY PCT 022	169
0262 WASHINGTON PCT 001	248
0263 WASHINGTON PCT 002	330
0264 WASHINGTON PCT 003	259
0265 WESLEY PCT 001	230
0266 WHEATLAND PCT 001	1101
0267 WHEATLAND PCT 002	380
0268 WHEATLAND PCT 003	331
0269 WHEATLAND PCT 004	205
0270 WHEATLAND PCT 005	340
0271 WHEATLAND PCT 006	283
0272 WHEATLAND PCT 007	287
0273 WHEATLAND PCT 008	292
0274 WHEATLAND PCT 009	303
0275 WHEATLAND PCT 010	274

VOTES PERCENT

CHIEF EXECUTIVE OFFICER
Vote for not more than 1
01 = Laurie McPhillips

65,788 100.00

(CONTINUED FROM PREVIOUS PAGE) ----- 01

0276 WHEATLAND PCT 011	249
0277 WHEATLAND PCT 012	222
0278 WHEATLAND PCT 013	241
0279 WHEATLAND PCT 014	319
0280 WHEATLAND PCT 015	212
0281 WHEATLAND PCT 016	337
0282 WHEATLAND PCT 017	233
0283 WHEATLAND PCT 018	325
0284 WHEATLAND PCT 019	157
0285 WHEATLAND PCT 020	289
0286 WHEATLAND PCT 021	228
0287 WHEATLAND PCT 022	153
0288 WHEATLAND PCT 023	235
0289 WHEATLAND PCT 024	255
0290 WHEATLAND PCT 025	305
0291 WHEATLAND PCT 026	476
0292 WHEATLAND PCT 027	184
0293 WHEATLAND PCT 028	370
0294 WHEATLAND PCT 029	365
0295 WHEATLAND PCT 030	352
0296 WILL PCT 001	319
0297 WILMINGTON PCT 001	171
0298 WILMINGTON PCT 002	213
0299 WILMINGTON PCT 003	228
0300 WILTON PCT 001	173



Nancy Schultz Voots

W I L L C O U N T Y C L E R K



Republican Party

COUNTY BOARD SUMMARY

**(DISTRICTS 1, 3, 4, 6,
7, 8, 10, 12 & 13)**

COUNTY BOARD MEMBER DISTRICT ONE

Vote for not more than 2

01 = Judy Ogalla

02 = Natalie "Nat" Murawski

VOTES PERCENT

4,167 55.90
 3,287 44.10

 01 02

0006 CRETE PCT 001	102	86
0007 CRETE PCT 002	80	78
0008 CRETE PCT 003	109	110
0009 CRETE PCT 004	142	127
0010 CRETE PCT 005	95	91
0011 CRETE PCT 006	203	170
0012 CRETE PCT 007	116	119
0013 CRETE PCT 008	152	120
0014 CRETE PCT 009	165	147
0015 CRETE PCT 010	112	87
0016 CRETE PCT 011	194	177
0017 CRETE PCT 012	185	155
0172 MONEE PCT 001	81	73
0173 MONEE PCT 002	43	30
0174 MONEE PCT 003	169	125
0175 MONEE PCT 004	188	160
0176 MONEE PCT 005	4	0
0177 MONEE PCT 006	6	7
0178 MONEE PCT 007	3	8
0179 MONEE PCT 008	167	137
0200 PEOTONE PCT 001	402	268
0201 PEOTONE PCT 002	359	226
0262 WASHINGTON PCT 001	235	189
0263 WASHINGTON PCT 002	282	234
0264 WASHINGTON PCT 003	248	177
0296 WILL PCT 001	325	186

Total Republican Ballots Cast for
 County Board District 1
 6,244

VOTES PERCENT

COUNTY BOARD MEMBER DISTRICT THREE

Vote for not more than 2

01 = Raquel Mitchell

02 = S. James Boudouris

2,532 50.33
2,499 49.67

01 02

0027 DU PAGE PCT 009	126	116
0032 DU PAGE PCT 014	132	130
0033 DU PAGE PCT 015	119	116
0041 DU PAGE PCT 023	133	119
0047 DU PAGE PCT 029	154	144
0049 DU PAGE PCT 031	121	106
0050 DU PAGE PCT 032	186	192
0051 DU PAGE PCT 033	135	151
0053 DU PAGE PCT 035	33	36
0054 DU PAGE PCT 036	156	172
0055 DU PAGE PCT 037	130	163
0145 LOCKPORT PCT 002	132	130
0146 LOCKPORT PCT 003	103	111
0147 LOCKPORT PCT 004	95	117
0149 LOCKPORT PCT 006	116	100
0150 LOCKPORT PCT 007	109	106
0151 LOCKPORT PCT 008	73	70
0212 PLAINFIELD PCT 011	63	46
0284 WHEATLAND PCT 019	132	122
0287 WHEATLAND PCT 022	128	111
0292 WHEATLAND PCT 027	156	141

Total Republican Ballots Cast for
County Board District 3
4,019

COUNTY BOARD MEMBER DISTRICT FOUR

Vote for not more than 2

01 = Thomas M. Gilligan

02 = No Candidate Filed

VOTES PERCENT

2,777 100.00

0

	01	02
0022 DU PAGE PCT 004	197	0
0023 DU PAGE PCT 005	155	0
0024 DU PAGE PCT 006	173	0
0026 DU PAGE PCT 008	138	0
0028 DU PAGE PCT 010	142	0
0029 DU PAGE PCT 011	89	0
0030 DU PAGE PCT 012	155	0
0031 DU PAGE PCT 013	117	0
0034 DU PAGE PCT 016	156	0
0035 DU PAGE PCT 017	145	0
0036 DU PAGE PCT 018	141	0
0037 DU PAGE PCT 019	126	0
0038 DU PAGE PCT 020	107	0
0039 DU PAGE PCT 021	152	0
0040 DU PAGE PCT 022	184	0
0042 DU PAGE PCT 024	119	0
0043 DU PAGE PCT 025	134	0
0044 DU PAGE PCT 026	126	0
0045 DU PAGE PCT 027	106	0
0046 DU PAGE PCT 028	105	0
0048 DU PAGE PCT 030	10	0

Total Republican Ballots Cast for
County Board District 4
3,474

VOTES PERCENT

COUNTY BOARD MEMBER DISTRICT SIX

Vote for not more than 2

01 = Ragan Freitag

02 = Don Gould

5,207 45.76
 6,172 54.24

	01	02
0001 CHANNAHON PCT 001	219	276
0002 CHANNAHON PCT 002	268	321
0003 CHANNAHON PCT 003	212	243
0004 CHANNAHON PCT 004	160	216
0005 CHANNAHON PCT 005	150	197
0018 CUSTER PCT 001	176	160
0056 FLORENCE PCT 001	97	86
0105 JACKSON PCT 001	204	256
0106 JACKSON PCT 002	206	257
0139 JOLIET PCT 033	70	128
0237 REED PCT 001	178	184
0238 REED PCT 002	193	213
0239 REED PCT 003	171	194
0242 TROY PCT 003	154	222
0246 TROY PCT 007	178	221
0249 TROY PCT 010	208	250
0252 TROY PCT 013	353	432
0253 TROY PCT 014	220	284
0254 TROY PCT 015	193	246
0256 TROY PCT 017	215	288
0259 TROY PCT 020	200	279
0260 TROY PCT 021	190	252
0261 TROY PCT 022	108	180
0265 WESLEY PCT 001	200	174
0297 WILMINGTON PCT 001	145	131
0298 WILMINGTON PCT 002	188	148
0299 WILMINGTON PCT 003	213	177
0300 WILTON PCT 001	138	157

Total Republican Ballots Cast for
 County Board District 6
 8,834

VOTES PERCENT

COUNTY BOARD MEMBER DISTRICT SEVEN

Vote for not more than 2

01 = Stephen J. Balich

02 = Mike Fricilone

5,970 54.11
 5,063 45.89

	01	02
0087 HOMER PCT 001	252	199
0088 HOMER PCT 002	309	265
0089 HOMER PCT 003	216	201
0090 HOMER PCT 004	351	319
0091 HOMER PCT 005	256	237
0092 HOMER PCT 006	278	216
0093 HOMER PCT 007	281	259
0094 HOMER PCT 008	250	219
0095 HOMER PCT 009	206	174
0096 HOMER PCT 010	248	217
0097 HOMER PCT 011	230	210
0098 HOMER PCT 012	303	250
0099 HOMER PCT 013	220	165
0100 HOMER PCT 014	337	270
0102 HOMER PCT 016	248	190
0103 HOMER PCT 017	370	320
0148 LOCKPORT PCT 005	198	168
0153 LOCKPORT PCT 010	189	161
0154 LOCKPORT PCT 011	189	158
0155 LOCKPORT PCT 012	134	100
0159 LOCKPORT PCT 016	189	150
0160 LOCKPORT PCT 017	249	224
0161 LOCKPORT PCT 018	217	171
0181 NEW LENOX PCT 002	250	220

Total Republican Ballots Cast for
 County Board District 7
 8,900

COUNTY BOARD MEMBER DISTRICT EIGHT

Vote for not more than 2

01 = Leonard Thompson, Jr.

02 = No Candidate Filed

VOTES PERCENT

1,422 100.00
 0

	01	02
0111 JOLIET PCT 005	12	0
0112 JOLIET PCT 006	8	0
0113 JOLIET PCT 007	32	0
0119 JOLIET PCT 013	19	0
0120 JOLIET PCT 014	25	0
0121 JOLIET PCT 015	91	0
0122 JOLIET PCT 016	55	0
0130 JOLIET PCT 024	63	0
0131 JOLIET PCT 025	128	0
0132 JOLIET PCT 026	91	0
0133 JOLIET PCT 027	32	0
0134 JOLIET PCT 028	10	0
0135 JOLIET PCT 029	78	0
0136 JOLIET PCT 030	152	0
0137 JOLIET PCT 031	128	0
0138 JOLIET PCT 032	8	0
0140 JOLIET PCT 034	28	0
0141 JOLIET PCT 035	79	0
0142 JOLIET PCT 036	44	0
0143 JOLIET PCT 037	95	0
0257 TROY PCT 018	137	0
0258 TROY PCT 019	107	0

Total Republican Ballots Cast for
 County Board District 8
 1,838

COUNTY BOARD MEMBER DISTRICT TEN

Vote for not more than 2

01 = Candidate Withdrew

02 = No Candidate Filed

VOTES PERCENT

0

0

01 02

0123 JOLIET PCT 017	0	0
0124 JOLIET PCT 018	0	0
0126 JOLIET PCT 020	0	0
0127 JOLIET PCT 021	0	0
0128 JOLIET PCT 022	0	0
0129 JOLIET PCT 023	0	0
0226 PLAINFIELD PCT 025	0	0
0227 PLAINFIELD PCT 026	0	0
0228 PLAINFIELD PCT 027	0	0
0229 PLAINFIELD PCT 028	0	0
0230 PLAINFIELD PCT 029	0	0
0236 PLAINFIELD PCT 035	0	0
0240 TROY PCT 001	0	0
0241 TROY PCT 002	0	0
0243 TROY PCT 004	0	0
0244 TROY PCT 005	0	0
0247 TROY PCT 008	0	0
0248 TROY PCT 009	0	0
0250 TROY PCT 011	0	0
0251 TROY PCT 012	0	0
0255 TROY PCT 016	0	0

Total Republican Ballots Cast for
County Board District 10
5,303

COUNTY BOARD MEMBER DISTRICT TWELVE

Vote for not more than 2

01 = Raymond Tuminello

02 = Tom Weigel

VOTES PERCENT

6,097 48.97
6,353 51.03

	01	02
0057 FRANKFORT PCT 001	288	323
0058 FRANKFORT PCT 002	238	262
0060 FRANKFORT PCT 004	186	204
0061 FRANKFORT PCT 005	256	276
0062 FRANKFORT PCT 006	188	178
0063 FRANKFORT PCT 007	193	203
0068 FRANKFORT PCT 012	194	231
0069 FRANKFORT PCT 013	185	201
0073 FRANKFORT PCT 017	328	352
0183 NEW LENOX PCT 004	171	189
0184 NEW LENOX PCT 005	234	232
0185 NEW LENOX PCT 006	239	240
0186 NEW LENOX PCT 007	316	342
0187 NEW LENOX PCT 008	250	304
0188 NEW LENOX PCT 009	204	259
0189 NEW LENOX PCT 010	274	277
0190 NEW LENOX PCT 011	208	225
0191 NEW LENOX PCT 012	179	198
0192 NEW LENOX PCT 013	225	223
0193 NEW LENOX PCT 014	256	314
0194 NEW LENOX PCT 015	244	214
0195 NEW LENOX PCT 016	225	224
0196 NEW LENOX PCT 017	254	244
0197 NEW LENOX PCT 018	191	143
0198 NEW LENOX PCT 019	253	199
0199 NEW LENOX PCT 020	318	296

Total Republican Ballots Cast for
County Board District 12
10,027

COUNTY BOARD MEMBER DISTRICT THIRTEEN

Vote for not more than 2

01 = Yvonne Bolton

02 = Brenda K. Morse

VOTES PERCENT

VOTES PERCENT

2,394 25.48

3,233 34.41

03 = Tim J. Kraulidis

3,769 40.11

	01	02	03
0052 DU PAGE PCT 034	135	154	176
0144 LOCKPORT PCT 001	251	342	354
0152 LOCKPORT PCT 009	177	216	275
0206 PLAINFIELD PCT 005	67	123	122
0207 PLAINFIELD PCT 006	73	108	109
0208 PLAINFIELD PCT 007	42	84	70
0213 PLAINFIELD PCT 012	44	92	84
0216 PLAINFIELD PCT 015	137	165	217
0217 PLAINFIELD PCT 016	109	173	184
0218 PLAINFIELD PCT 017	76	100	122
0219 PLAINFIELD PCT 018	74	115	126
0220 PLAINFIELD PCT 019	60	95	105
0221 PLAINFIELD PCT 020	119	178	206
0222 PLAINFIELD PCT 021	115	77	147
0223 PLAINFIELD PCT 022	144	207	253
0224 PLAINFIELD PCT 023	90	92	135
0225 PLAINFIELD PCT 024	107	137	158
0231 PLAINFIELD PCT 030	106	140	158
0232 PLAINFIELD PCT 031	94	122	168
0233 PLAINFIELD PCT 032	69	89	125
0234 PLAINFIELD PCT 033	114	102	167
0291 WHEATLAND PCT 026	191	322	308

**Total Republican Ballots Cast for
 County Board District 13
 6,739**



Nancy Schultz Voots

W I L L C O U N T Y C L E R K



Republican Party

**PRECINCT
COMMITTEEMEN
SUMMARY**

ELECTION SUMMARY

WILL COUNTY, ILLINOIS
 GENERAL PRIMARY ELECTION
 MARCH 15, 2016
 REPUBLICAN

OFFICIAL RESULTS

	TOTAL VOTES	%	ELECTION DAY	VOTE/MAIL	EARLY VOTING	PROVISIONAL	CITY/AURORA
COMMITTEEMAN CHANNAHON PCT 001							
Vote for not more than 1							
Kelly A. Kirwin	304	100.00	270	11	21	2	0
COMMITTEEMAN CHANNAHON PCT 002							
Vote for not more than 1							
No Candidate Filed	0		0	0	0	0	0
COMMITTEEMAN CHANNAHON PCT 003							
Vote for not more than 1							
No Candidate Filed	0		0	0	0	0	0
COMMITTEEMAN CHANNAHON PCT 004							
Vote for not more than 1							
No Candidate Filed	0		0	0	0	0	0
COMMITTEEMAN CHANNAHON PCT 005							
Vote for not more than 1							
No Candidate Filed	0		0	0	0	0	0
COMMITTEEMAN CRETE PCT 001							
Vote for not more than 1							
No Candidate Filed	0		0	0	0	0	0
COMMITTEEMAN CRETE PCT 002							
Vote for not more than 1							
No Candidate Filed	0		0	0	0	0	0
COMMITTEEMAN CRETE PCT 003							
Vote for not more than 1							
No Candidate Filed	0		0	0	0	0	0
COMMITTEEMAN CRETE PCT 004							
Vote for not more than 1							
No Candidate Filed	0		0	0	0	0	0
COMMITTEEMAN CRETE PCT 005							
Vote for not more than 1							
No Candidate Filed	0		0	0	0	0	0
COMMITTEEMAN CRETE PCT 006							
Vote for not more than 1							
David E. Smith.	222	100.00	180	18	19	5	0

ELECTION SUMMARY

WILL COUNTY, ILLINOIS
 GENERAL PRIMARY ELECTION
 MARCH 15, 2016
 REPUBLICAN

OFFICIAL RESULTS

	TOTAL VOTES	%	ELECTION DAY	VOTE/MAIL	EARLY VOTING	PROVISIONAL	CITY/AURORA
COMMITTEEMAN CRETE PCT 007							
Vote for not more than 1							
No Candidate Filed	0		0	0	0	0	0
COMMITTEEMAN CRETE PCT 008							
Vote for not more than 1							
No Candidate Filed	0		0	0	0	0	0
COMMITTEEMAN CRETE PCT 009							
Vote for not more than 1							
No Candidate Filed	0		0	0	0	0	0
COMMITTEEMAN CRETE PCT 010							
Vote for not more than 1							
No Candidate Filed	0		0	0	0	0	0
COMMITTEEMAN CRETE PCT 011							
Vote for not more than 1							
No Candidate Filed	0		0	0	0	0	0
COMMITTEEMAN CRETE PCT 012							
Vote for not more than 1							
No Candidate Filed	0		0	0	0	0	0
COMMITTEEMAN CUSTER PCT 001							
Vote for not more than 1							
No Candidate Filed	0		0	0	0	0	0
COMMITTEEMAN DU PAGE PCT 001							
Vote for not more than 1							
No Candidate Filed	0		0	0	0	0	0
COMMITTEEMAN DU PAGE PCT 002							
Vote for not more than 1							
No Candidate Filed	0		0	0	0	0	0
COMMITTEEMAN DU PAGE PCT 003							
Vote for not more than 1							
Jeffrey J. Ullian.	311	100.00	265	8	31	7	0
COMMITTEEMAN DU PAGE PCT 004							
Vote for not more than 1							
No Candidate Filed	0		0	0	0	0	0

ELECTION SUMMARY

WILL COUNTY, ILLINOIS
 GENERAL PRIMARY ELECTION
 MARCH 15, 2016
 REPUBLICAN

OFFICIAL RESULTS

	TOTAL VOTES	%	ELECTION DAY	VOTE/MAIL	EARLY VOTING	PROVISIONAL	CITY/AURORA
COMMITTEEMAN DU PAGE PCT 005							
Vote for not more than 1							
Dennis R. Raga	157	100.00	146	7	2	2	0
COMMITTEEMAN DU PAGE PCT 006							
Vote for not more than 1							
No Candidate Filed	0		0	0	0	0	0
COMMITTEEMAN DU PAGE PCT 007							
Vote for not more than 1							
John E. "Jack" Partelow.	304	100.00	271	7	21	5	0
COMMITTEEMAN DU PAGE PCT 008							
Vote for not more than 1							
Roger C. Claar.	149	100.00	126	15	6	2	0
COMMITTEEMAN DU PAGE PCT 009							
Vote for not more than 1							
No Candidate Filed	0		0	0	0	0	0
COMMITTEEMAN DU PAGE PCT 010							
Vote for not more than 1							
Michael Calcagno	146	100.00	133	8	3	2	0
COMMITTEEMAN DU PAGE PCT 011							
Vote for not more than 1							
No Candidate Filed	0		0	0	0	0	0
COMMITTEEMAN DU PAGE PCT 012							
Vote for not more than 1							
Felix George	156	100.00	146	3	2	5	0
COMMITTEEMAN DU PAGE PCT 013							
Vote for not more than 1							
No Candidate Filed	0		0	0	0	0	0
COMMITTEEMAN DU PAGE PCT 014							
Vote for not more than 1							
No Candidate Filed	0		0	0	0	0	0
COMMITTEEMAN DU PAGE PCT 015							
Vote for not more than 1							
Talat Rashid	135	100.00	119	11	3	2	0

ELECTION SUMMARY

WILL COUNTY, ILLINOIS
 GENERAL PRIMARY ELECTION
 MARCH 15, 2016
 REPUBLICAN

OFFICIAL RESULTS

	TOTAL VOTES	%	ELECTION DAY	VOTE/MAIL	EARLY VOTING	PROVISIONAL	CITY/AURORA
COMMITTEEMAN DU PAGE PCT 016							
Vote for not more than 1							
Randy King	153	100.00	140	5	5	3	0
COMMITTEEMAN DU PAGE PCT 017							
Vote for not more than 1							
Sheldon L. Watts	147	100.00	135	9	0	3	0
COMMITTEEMAN DU PAGE PCT 018							
Vote for not more than 1							
Leroy J. Brown.	146	100.00	136	1	0	9	0
COMMITTEEMAN DU PAGE PCT 019							
Vote for not more than 1							
No Candidate Filed	0		0	0	0	0	0
COMMITTEEMAN DU PAGE PCT 020							
Vote for not more than 1							
No Candidate Filed	0		0	0	0	0	0
COMMITTEEMAN DU PAGE PCT 021							
Vote for not more than 1							
Miriam Walsh	149	100.00	135	7	4	3	0
COMMITTEEMAN DU PAGE PCT 022							
Vote for not more than 1							
No Candidate Filed	0		0	0	0	0	0
COMMITTEEMAN DU PAGE PCT 023							
Vote for not more than 1							
Daniel J. Falese	158	100.00	148	4	6	0	0
COMMITTEEMAN DU PAGE PCT 024							
Vote for not more than 1							
Jean Kelly	121	100.00	115	3	3	0	0
COMMITTEEMAN DU PAGE PCT 025							
Vote for not more than 1							
Thomas M. Gilligan	134	100.00	124	6	3	1	0
COMMITTEEMAN DU PAGE PCT 026							
Vote for not more than 1							
Steven A. Quigley.	120	100.00	115	1	3	1	0

ELECTION SUMMARY

WILL COUNTY, ILLINOIS
 GENERAL PRIMARY ELECTION
 MARCH 15, 2016
 REPUBLICAN

OFFICIAL RESULTS

	TOTAL VOTES	%	ELECTION DAY	VOTE/MAIL	EARLY VOTING	PROVISIONAL	CITY/AURORA
COMMITTEEMAN DU PAGE PCT 027							
Vote for not more than 1							
No Candidate Filed	0		0	0	0	0	0
COMMITTEEMAN DU PAGE PCT 028							
Vote for not more than 1							
No Candidate Filed	0		0	0	0	0	0
COMMITTEEMAN DU PAGE PCT 029							
Vote for not more than 1							
William M. "Bill" Mayer.	191	100.00	182	4	5	0	0
COMMITTEEMAN DU PAGE PCT 030							
Vote for not more than 1							
No Candidate Filed	0		0	0	0	0	0
COMMITTEEMAN DU PAGE PCT 031							
Vote for not more than 1							
Maria A. Zarate	143	100.00	131	6	0	6	0
COMMITTEEMAN DU PAGE PCT 032							
Vote for not more than 1							
David G. Richards.	233	100.00	209	10	6	8	0
COMMITTEEMAN DU PAGE PCT 033							
Vote for not more than 1							
No Candidate Filed	0		0	0	0	0	0
COMMITTEEMAN DU PAGE PCT 034							
Vote for not more than 1							
No Candidate Filed	0		0	0	0	0	0
COMMITTEEMAN DU PAGE PCT 035							
Vote for not more than 1							
No Candidate Filed	0		0	0	0	0	0
COMMITTEEMAN DU PAGE PCT 036							
Vote for not more than 1							
Kenneth D. Burgess	195	100.00	182	5	8	0	0
COMMITTEEMAN DU PAGE PCT 037							
Vote for not more than 1							
No Candidate Filed	0		0	0	0	0	0

ELECTION SUMMARY

WILL COUNTY, ILLINOIS
 GENERAL PRIMARY ELECTION
 MARCH 15, 2016
 REPUBLICAN

OFFICIAL RESULTS

	TOTAL VOTES	%	ELECTION DAY	VOTE/MAIL	EARLY VOTING	PROVISIONAL	CITY/AURORA
COMMITTEEMAN FLORENCE PCT 001							
Vote for not more than 1							
Robert Lindeman	114	100.00	106	5	3	0	0
COMMITTEEMAN FRANKFORT PCT 001							
Vote for not more than 1							
David R. Molinari.	379	100.00	324	15	31	9	0
COMMITTEEMAN FRANKFORT PCT 002							
Vote for not more than 1							
Patrick Markham	294	100.00	238	11	41	4	0
COMMITTEEMAN FRANKFORT PCT 003							
Vote for not more than 1							
Edgar Montalvo.	262	100.00	242	5	12	3	0
COMMITTEEMAN FRANKFORT PCT 004							
Vote for not more than 1							
John M. Gorski.	245	100.00	192	14	38	1	0
COMMITTEEMAN FRANKFORT PCT 005							
Vote for not more than 1							
Jenifer Sciaky.	321	100.00	268	5	42	6	0
COMMITTEEMAN FRANKFORT PCT 006							
Vote for not more than 1							
Timothy L. Garrett	223	100.00	196	3	24	0	0
COMMITTEEMAN FRANKFORT PCT 007							
Vote for not more than 1							
Joseph Kral.	253	100.00	219	3	30	1	0
COMMITTEEMAN FRANKFORT PCT 008							
Vote for not more than 1							
Nick George.	262	100.00	231	7	23	1	0
COMMITTEEMAN FRANKFORT PCT 009							
Vote for not more than 1							
Laura Miroballi	284	100.00	261	9	9	5	0
COMMITTEEMAN FRANKFORT PCT 010							
Vote for not more than 1							
No Candidate Filed	0		0	0	0	0	0

ELECTION SUMMARY

WILL COUNTY, ILLINOIS
 GENERAL PRIMARY ELECTION
 MARCH 15, 2016
 REPUBLICAN

OFFICIAL RESULTS

	TOTAL VOTES	%	ELECTION DAY	VOTE/MAIL	EARLY VOTING	PROVISIONAL	CITY/AURORA
COMMITTEEMAN FRANKFORT PCT 011							
Vote for not more than 1							
No Candidate Filed	0		0	0	0	0	0
COMMITTEEMAN FRANKFORT PCT 012							
Vote for not more than 1							
No Candidate Filed	0		0	0	0	0	0
COMMITTEEMAN FRANKFORT PCT 013							
Vote for not more than 1							
Robert Swale	241	100.00	200	9	31	1	0
COMMITTEEMAN FRANKFORT PCT 014							
Vote for not more than 1							
No Candidate Filed	0		0	0	0	0	0
COMMITTEEMAN FRANKFORT PCT 015							
Vote for not more than 1							
No Candidate Filed	0		0	0	0	0	0
COMMITTEEMAN FRANKFORT PCT 016							
Vote for not more than 1							
Henry W. Meers, Jr.	250	100.00	212	9	26	3	0
COMMITTEEMAN FRANKFORT PCT 017							
Vote for not more than 1							
Edward E. Ronkowski	408	100.00	330	19	56	3	0
COMMITTEEMAN FRANKFORT PCT 018							
Vote for not more than 1							
No Candidate Filed	0		0	0	0	0	0
COMMITTEEMAN FRANKFORT PCT 019							
Vote for not more than 1							
No Candidate Filed	0		0	0	0	0	0
COMMITTEEMAN FRANKFORT PCT 020							
Vote for not more than 1							
Jim Moustis.	299	100.00	280	6	12	1	0
COMMITTEEMAN FRANKFORT PCT 021							
Vote for not more than 1							
Marilyn Knater.	275	100.00	233	13	29	0	0

ELECTION SUMMARY

WILL COUNTY, ILLINOIS
 GENERAL PRIMARY ELECTION
 MARCH 15, 2016
 REPUBLICAN

OFFICIAL RESULTS

	TOTAL VOTES	%	ELECTION DAY	VOTE/MAIL	EARLY VOTING	PROVISIONAL	CITY/AURORA
COMMITTEEMAN FRANKFORT PCT 022							
Vote for not more than 1							
No Candidate Filed	0		0	0	0	0	0
COMMITTEEMAN FRANKFORT PCT 023							
Vote for not more than 1							
Nella Piccolin.	281	100.00	239	13	27	2	0
COMMITTEEMAN FRANKFORT PCT 024							
Vote for not more than 1							
Susan B. Walker	201	100.00	173	9	18	1	0
COMMITTEEMAN FRANKFORT PCT 025							
Vote for not more than 1							
No Candidate Filed	0		0	0	0	0	0
COMMITTEEMAN FRANKFORT PCT 026							
Vote for not more than 1							
No Candidate Filed	0		0	0	0	0	0
COMMITTEEMAN FRANKFORT PCT 027							
Vote for not more than 1							
Bill Carlson	258	100.00	232	11	11	4	0
COMMITTEEMAN FRANKFORT PCT 028							
Vote for not more than 1							
David Ho.	304	100.00	267	12	24	1	0
COMMITTEEMAN GREEN GARDEN PCT 001							
Vote for not more than 1							
No Candidate Filed	0		0	0	0	0	0
COMMITTEEMAN GREEN GARDEN PCT 002							
Vote for not more than 1							
No Candidate Filed	0		0	0	0	0	0
COMMITTEEMAN HOMER PCT 001							
Vote for not more than 1							
Jim Bilotta.	282	100.00	259	8	12	3	0
COMMITTEEMAN HOMER PCT 002							
Vote for not more than 1							
Wayne Felgenhauer.	333	100.00	283	12	32	6	0

ELECTION SUMMARY

WILL COUNTY, ILLINOIS
 GENERAL PRIMARY ELECTION
 MARCH 15, 2016
 REPUBLICAN

OFFICIAL RESULTS

	TOTAL VOTES	%	ELECTION DAY	VOTE/MAIL	EARLY VOTING	PROVISIONAL	CITY/AURORA
COMMITTEEMAN HOMER PCT 003							
Vote for not more than 1							
Sharon Sweas	240	100.00	188	10	38	4	0
COMMITTEEMAN HOMER PCT 004							
Vote for not more than 1							
Mike Fricilone.	390	100.00	319	22	43	6	0
COMMITTEEMAN HOMER PCT 005							
Vote for not more than 1							
No Candidate Filed	0		0	0	0	0	0
COMMITTEEMAN HOMER PCT 006							
Vote for not more than 1							
Stephen J. Balich.	309	100.00	251	18	28	12	0
COMMITTEEMAN HOMER PCT 007							
Vote for not more than 1							
Edward L. Kalas	306	100.00	260	17	24	5	0
COMMITTEEMAN HOMER PCT 008							
Vote for not more than 1							
Brian Burian	287	100.00	235	13	36	3	0
COMMITTEEMAN HOMER PCT 009							
Vote for not more than 1							
No Candidate Filed	0		0	0	0	0	0
COMMITTEEMAN HOMER PCT 010							
Vote for not more than 1							
Timothy M. McNally	267	100.00	243	10	12	2	0
COMMITTEEMAN HOMER PCT 011							
Vote for not more than 1							
Chris Plouzek	270	100.00	218	6	46	0	0
COMMITTEEMAN HOMER PCT 012							
Vote for not more than 1							
No Candidate Filed	0		0	0	0	0	0
COMMITTEEMAN HOMER PCT 013							
Vote for not more than 1							
Karen Szynkowski	245	100.00	223	4	15	3	0

ELECTION SUMMARY

WILL COUNTY, ILLINOIS
 GENERAL PRIMARY ELECTION
 MARCH 15, 2016
 REPUBLICAN

OFFICIAL RESULTS

	TOTAL VOTES	%	ELECTION DAY	VOTE/MAIL	EARLY VOTING	PROVISIONAL	CITY/AURORA
COMMITTEEMAN HOMER PCT 014							
Vote for not more than 1							
No Candidate Filed	0		0	0	0	0	0
COMMITTEEMAN HOMER PCT 015							
Vote for not more than 1							
No Candidate Filed	0		0	0	0	0	0
COMMITTEEMAN HOMER PCT 016							
Vote for not more than 1							
Pam Meyers	273	100.00	240	3	26	4	0
COMMITTEEMAN HOMER PCT 017							
Vote for not more than 1							
Beth Rodgers	399	100.00	341	12	41	5	0
COMMITTEEMAN HOMER PCT 018							
Vote for not more than 1							
Joseph B. Giorgetti	291	100.00	269	6	14	2	0
COMMITTEEMAN JACKSON PCT 001							
Vote for not more than 1							
No Candidate Filed	0		0	0	0	0	0
COMMITTEEMAN JACKSON PCT 002							
Vote for not more than 1							
Richard R. Tyler	291	100.00	230	13	42	6	0
COMMITTEEMAN JOLIET PCT 001							
Vote for not more than 1							
No Candidate Filed	0		0	0	0	0	0
COMMITTEEMAN JOLIET PCT 002							
Vote for not more than 1							
No Candidate Filed	0		0	0	0	0	0
COMMITTEEMAN JOLIET PCT 003							
Vote for not more than 1							
No Candidate Filed	0		0	0	0	0	0
COMMITTEEMAN JOLIET PCT 004							
Vote for not more than 1							
No Candidate Filed	0		0	0	0	0	0

ELECTION SUMMARY

WILL COUNTY, ILLINOIS
 GENERAL PRIMARY ELECTION
 MARCH 15, 2016
 REPUBLICAN

OFFICIAL RESULTS

	TOTAL VOTES	%	ELECTION DAY	VOTE/MAIL	EARLY VOTING	PROVISIONAL	CITY/AURORA
COMMITTEEMAN JOLIET PCT 005							
Vote for not more than 1							
No Candidate Filed	0		0	0	0	0	0
COMMITTEEMAN JOLIET PCT 006							
Vote for not more than 1							
Lionel H. Norris	9	100.00	8	0	1	0	0
COMMITTEEMAN JOLIET PCT 007							
Vote for not more than 1							
No Candidate Filed	0		0	0	0	0	0
COMMITTEEMAN JOLIET PCT 008							
Vote for not more than 1							
No Candidate Filed	0		0	0	0	0	0
WRITE-IN.	31	100.00	27	1	3	0	0
COMMITTEEMAN JOLIET PCT 009							
Vote for not more than 1							
No Candidate Filed	0		0	0	0	0	0
COMMITTEEMAN JOLIET PCT 010							
Vote for not more than 1							
No Candidate Filed	0		0	0	0	0	0
COMMITTEEMAN JOLIET PCT 011							
Vote for not more than 1							
No Candidate Filed	0		0	0	0	0	0
COMMITTEEMAN JOLIET PCT 012							
Vote for not more than 1							
No Candidate Filed	0		0	0	0	0	0
COMMITTEEMAN JOLIET PCT 013							
Vote for not more than 1							
No Candidate Filed	0		0	0	0	0	0
COMMITTEEMAN JOLIET PCT 014							
Vote for not more than 1							
No Candidate Filed	0		0	0	0	0	0
COMMITTEEMAN JOLIET PCT 015							
Vote for not more than 1							
Richard L. Galli	94	100.00	79	5	9	1	0

ELECTION SUMMARY

WILL COUNTY, ILLINOIS
GENERAL PRIMARY ELECTION
MARCH 15, 2016
REPUBLICAN

OFFICIAL RESULTS

	TOTAL VOTES	%	ELECTION DAY	VOTE/MAIL	EARLY VOTING	PROVISIONAL	CITY/AURORA
COMMITTEEMAN JOLIET PCT 016							
Vote for not more than 1							
No Candidate Filed	0		0	0	0	0	0
COMMITTEEMAN JOLIET PCT 017							
Vote for not more than 1							
David R. Beck	206	100.00	176	17	10	3	0
COMMITTEEMAN JOLIET PCT 018							
Vote for not more than 1							
No Candidate Filed	0		0	0	0	0	0
WRITE-IN.	18	100.00	12	3	3	0	0
COMMITTEEMAN JOLIET PCT 019							
Vote for not more than 1							
Barbara K. Adams	145	100.00	133	5	5	2	0
COMMITTEEMAN JOLIET PCT 020							
Vote for not more than 1							
No Candidate Filed	0		0	0	0	0	0
WRITE-IN.	16	100.00	16	0	0	0	0
COMMITTEEMAN JOLIET PCT 021							
Vote for not more than 1							
Chuck McCauley.	200	100.00	178	14	5	3	0
COMMITTEEMAN JOLIET PCT 022							
Vote for not more than 1							
Philip A. Mock.	116	100.00	87	10	15	4	0
COMMITTEEMAN JOLIET PCT 023							
Vote for not more than 1							
No Candidate Filed	0		0	0	0	0	0
WRITE-IN.	9	100.00	9	0	0	0	0
COMMITTEEMAN JOLIET PCT 024							
Vote for not more than 1							
No Candidate Filed	0		0	0	0	0	0
COMMITTEEMAN JOLIET PCT 025							
Vote for not more than 1							
Jan W. Nahorski	129	100.00	107	15	6	1	0
COMMITTEEMAN JOLIET PCT 026							
Vote for not more than 1							
No Candidate Filed	0		0	0	0	0	0

ELECTION SUMMARY

WILL COUNTY, ILLINOIS
 GENERAL PRIMARY ELECTION
 MARCH 15, 2016
 REPUBLICAN

OFFICIAL RESULTS

	TOTAL VOTES	%	ELECTION DAY	VOTE/MAIL	EARLY VOTING	PROVISIONAL	CITY/AURORA
COMMITTEEMAN JOLIET PCT 027							
Vote for not more than 1							
No Candidate Filed	0		0	0	0	0	0
COMMITTEEMAN JOLIET PCT 028							
Vote for not more than 1							
No Candidate Filed	0		0	0	0	0	0
COMMITTEEMAN JOLIET PCT 029							
Vote for not more than 1							
No Candidate Filed	0		0	0	0	0	0
COMMITTEEMAN JOLIET PCT 030							
Vote for not more than 1							
Harvey "T-Bird" Huckstep	151	100.00	132	8	9	2	0
COMMITTEEMAN JOLIET PCT 031							
Vote for not more than 1							
Joleen V. McCarty.	133	100.00	119	6	6	2	0
COMMITTEEMAN JOLIET PCT 032							
Vote for not more than 1							
No Candidate Filed	0		0	0	0	0	0
COMMITTEEMAN JOLIET PCT 033							
Vote for not more than 1							
No Candidate Filed	0		0	0	0	0	0
WRITE-IN.	16	100.00	14	0	2	0	0
COMMITTEEMAN JOLIET PCT 034							
Vote for not more than 1							
No Candidate Filed	0		0	0	0	0	0
COMMITTEEMAN JOLIET PCT 035							
Vote for not more than 1							
No Candidate Filed	0		0	0	0	0	0
COMMITTEEMAN JOLIET PCT 036							
Vote for not more than 1							
No Candidate Filed	0		0	0	0	0	0
WRITE-IN.	4	100.00	3	0	1	0	0
COMMITTEEMAN JOLIET PCT 037							
Vote for not more than 1							
No Candidate Filed	0		0	0	0	0	0

ELECTION SUMMARY

WILL COUNTY, ILLINOIS
 GENERAL PRIMARY ELECTION
 MARCH 15, 2016
 REPUBLICAN

OFFICIAL RESULTS

	TOTAL VOTES	%	ELECTION DAY	VOTE/MAIL	EARLY VOTING	PROVISIONAL	CITY/AURORA
COMMITTEEMAN LOCKPORT PCT 001							
Vote for not more than 1							
Marianne S. Demeritt.	534	100.00	447	58	24	5	0
COMMITTEEMAN LOCKPORT PCT 002							
Vote for not more than 1							
Victor D. Zack.	176	100.00	161	6	9	0	0
COMMITTEEMAN LOCKPORT PCT 003							
Vote for not more than 1							
No Candidate Filed	0		0	0	0	0	0
WRITE-IN.	22	100.00	22	0	0	0	0
COMMITTEEMAN LOCKPORT PCT 004							
Vote for not more than 1							
No Candidate Filed	0		0	0	0	0	0
COMMITTEEMAN LOCKPORT PCT 005							
Vote for not more than 1							
Michael Lewandowski	164	62.36	148	5	9	2	0
Grant Spooner	99	37.64	88	4	6	1	0
COMMITTEEMAN LOCKPORT PCT 006							
Vote for not more than 1							
Jessica Cannaday	144	100.00	136	3	4	1	0
COMMITTEEMAN LOCKPORT PCT 007							
Vote for not more than 1							
Andrew Koroma	140	100.00	134	0	0	6	0
COMMITTEEMAN LOCKPORT PCT 008							
Vote for not more than 1							
John Barbush	94	100.00	91	1	1	1	0
COMMITTEEMAN LOCKPORT PCT 009							
Vote for not more than 1							
Joseph N. Silich	364	100.00	292	48	20	4	0
COMMITTEEMAN LOCKPORT PCT 010							
Vote for not more than 1							
James J. Franc.	214	100.00	184	8	20	2	0
COMMITTEEMAN LOCKPORT PCT 011							
Vote for not more than 1							
No Candidate Filed	0		0	0	0	0	0

ELECTION SUMMARY

WILL COUNTY, ILLINOIS
GENERAL PRIMARY ELECTION
MARCH 15, 2016
REPUBLICAN

OFFICIAL RESULTS

	TOTAL VOTES	%	ELECTION DAY	VOTE/MAIL	EARLY VOTING	PROVISIONAL	CITY/AURORA
COMMITTEEMAN LOCKPORT PCT 012							
Vote for not more than 1							
No Candidate Filed	0		0	0	0	0	0
COMMITTEEMAN LOCKPORT PCT 013							
Vote for not more than 1							
Daena L. Hinkelman	519	100.00	428	47	40	4	0
COMMITTEEMAN LOCKPORT PCT 014							
Vote for not more than 1							
Traci Kozłowski	178	100.00	154	13	10	1	0
COMMITTEEMAN LOCKPORT PCT 015							
Vote for not more than 1							
No Candidate Filed	0		0	0	0	0	0
WRITE-IN.	8	100.00	8	0	0	0	0
COMMITTEEMAN LOCKPORT PCT 016							
Vote for not more than 1							
No Candidate Filed	0		0	0	0	0	0
COMMITTEEMAN LOCKPORT PCT 017							
Vote for not more than 1							
James Louch.	274	100.00	240	5	25	4	0
COMMITTEEMAN LOCKPORT PCT 018							
Vote for not more than 1							
No Candidate Filed	0		0	0	0	0	0
WRITE-IN.	16	100.00	13	0	3	0	0
COMMITTEEMAN LOCKPORT PCT 019							
Vote for not more than 1							
No Candidate Filed	0		0	0	0	0	0
WRITE-IN.	27	100.00	21	3	2	1	0
COMMITTEEMAN LOCKPORT PCT 020							
Vote for not more than 1							
No Candidate Filed	0		0	0	0	0	0
WRITE-IN.	35	100.00	34	0	1	0	0
COMMITTEEMAN LOCKPORT PCT 021							
Vote for not more than 1							
No Candidate Filed	0		0	0	0	0	0

ELECTION SUMMARY

WILL COUNTY, ILLINOIS
 GENERAL PRIMARY ELECTION
 MARCH 15, 2016
 REPUBLICAN

OFFICIAL RESULTS

	TOTAL VOTES	%	ELECTION DAY	VOTE/MAIL	EARLY VOTING	PROVISIONAL	CITY/AURORA
COMMITTEEMAN LOCKPORT PCT 022							
Vote for not more than 1							
No Candidate Filed	0		0	0	0	0	0
COMMITTEEMAN LOCKPORT PCT 023							
Vote for not more than 1							
Steve Sly	123	100.00	103	10	6	4	0
COMMITTEEMAN LOCKPORT PCT 024							
Vote for not more than 1							
No Candidate Filed	0		0	0	0	0	0
COMMITTEEMAN MANHATTAN PCT 001							
Vote for not more than 1							
No Candidate Filed	0		0	0	0	0	0
COMMITTEEMAN MANHATTAN PCT 002							
Vote for not more than 1							
No Candidate Filed	0		0	0	0	0	0
COMMITTEEMAN MANHATTAN PCT 003							
Vote for not more than 1							
Joseph C. "Tuck" Marshall	378	100.00	337	9	28	4	0
COMMITTEEMAN MANHATTAN PCT 004							
Vote for not more than 1							
No Candidate Filed	0		0	0	0	0	0
WRITE-IN.	30	100.00	26	2	2	0	0
COMMITTEEMAN MONEE PCT 001							
Vote for not more than 1							
No Candidate Filed	0		0	0	0	0	0
COMMITTEEMAN MONEE PCT 002							
Vote for not more than 1							
No Candidate Filed	0		0	0	0	0	0
COMMITTEEMAN MONEE PCT 003							
Vote for not more than 1							
No Candidate Filed	0		0	0	0	0	0
COMMITTEEMAN MONEE PCT 004							
Vote for not more than 1							
Jay Farquhar	210	100.00	157	5	46	2	0

ELECTION SUMMARY

WILL COUNTY, ILLINOIS
 GENERAL PRIMARY ELECTION
 MARCH 15, 2016
 REPUBLICAN

OFFICIAL RESULTS

	TOTAL VOTES	%	ELECTION DAY	VOTE/MAIL	EARLY VOTING	PROVISIONAL	CITY/AURORA
COMMITTEEMAN MONEE PCT 005							
Vote for not more than 1							
No Candidate Filed	0		0	0	0	0	0
COMMITTEEMAN MONEE PCT 006							
Vote for not more than 1							
No Candidate Filed	0		0	0	0	0	0
COMMITTEEMAN MONEE PCT 007							
Vote for not more than 1							
No Candidate Filed	0		0	0	0	0	0
COMMITTEEMAN MONEE PCT 008							
Vote for not more than 1							
No Candidate Filed	0		0	0	0	0	0
COMMITTEEMAN NEW LENOX PCT 001							
Vote for not more than 1							
No Candidate Filed	0		0	0	0	0	0
COMMITTEEMAN NEW LENOX PCT 002							
Vote for not more than 1							
Barbara E. Kaupas	284	100.00	249	12	22	1	0
COMMITTEEMAN NEW LENOX PCT 003							
Vote for not more than 1							
Dave Medema	238	100.00	207	3	26	2	0
COMMITTEEMAN NEW LENOX PCT 004							
Vote for not more than 1							
Richard J. Kavanagh	225	100.00	197	10	16	2	0
COMMITTEEMAN NEW LENOX PCT 005							
Vote for not more than 1							
Ann Podoba	140	47.62	119	7	12	2	0
Patty Deiters	154	52.38	137	2	12	3	0
COMMITTEEMAN NEW LENOX PCT 006							
Vote for not more than 1							
Nicole D. Sanders	310	100.00	270	9	29	2	0
COMMITTEEMAN NEW LENOX PCT 007							
Vote for not more than 1							
Barbara Hermanowicz	404	100.00	332	21	47	4	0

ELECTION SUMMARY

WILL COUNTY, ILLINOIS
 GENERAL PRIMARY ELECTION
 MARCH 15, 2016
 REPUBLICAN

OFFICIAL RESULTS

	TOTAL VOTES	%	ELECTION DAY	VOTE/MAIL	EARLY VOTING	PROVISIONAL	CITY/AURORA
COMMITTEEMAN NEW LENOX PCT 008							
Vote for not more than 1							
Barbara Healy	330	100.00	266	18	39	7	0
COMMITTEEMAN NEW LENOX PCT 009							
Vote for not more than 1							
No Candidate Filed	0		0	0	0	0	0
COMMITTEEMAN NEW LENOX PCT 010							
Vote for not more than 1							
Keifer Keigher.	308	100.00	250	17	40	1	0
COMMITTEEMAN NEW LENOX PCT 011							
Vote for not more than 1							
No Candidate Filed	0		0	0	0	0	0
COMMITTEEMAN NEW LENOX PCT 012							
Vote for not more than 1							
Sue Smith	248	100.00	227	6	12	3	0
COMMITTEEMAN NEW LENOX PCT 013							
Vote for not more than 1							
Kathy Hilton	279	100.00	232	8	35	4	0
COMMITTEEMAN NEW LENOX PCT 014							
Vote for not more than 1							
No Candidate Filed	0		0	0	0	0	0
COMMITTEEMAN NEW LENOX PCT 015							
Vote for not more than 1							
No Candidate Filed	0		0	0	0	0	0
COMMITTEEMAN NEW LENOX PCT 016							
Vote for not more than 1							
No Candidate Filed	0		0	0	0	0	0
COMMITTEEMAN NEW LENOX PCT 017							
Vote for not more than 1							
Martin J. Boban	289	100.00	220	23	40	6	0
COMMITTEEMAN NEW LENOX PCT 018							
Vote for not more than 1							
Raymond Tuminello.	232	100.00	202	9	18	3	0

ELECTION SUMMARY

WILL COUNTY, ILLINOIS
 GENERAL PRIMARY ELECTION
 MARCH 15, 2016
 REPUBLICAN

OFFICIAL RESULTS

	TOTAL VOTES	%	ELECTION DAY	VOTE/MAIL	EARLY VOTING	PROVISIONAL	CITY/AURORA
COMMITTEEMAN NEW LENOX PCT 019							
Vote for not more than 1							
Chris Kosel	280	100.00	255	7	16	2	0
COMMITTEEMAN NEW LENOX PCT 020							
Vote for not more than 1							
Judy A. Medvid.	382	100.00	346	7	24	5	0
COMMITTEEMAN PEOTONE PCT 001							
Vote for not more than 1							
Natalie "Nat" Murawski	415	100.00	355	27	33	0	0
COMMITTEEMAN PEOTONE PCT 002							
Vote for not more than 1							
George D. Moore, Jr..	213	48.08	193	4	16	0	0
Kirsten Steeves	230	51.92	186	8	33	3	0
COMMITTEEMAN PLAINFIELD PCT 001							
Vote for not more than 1							
Anthony "Tony" F. Fremarek.	280	100.00	247	7	21	5	0
COMMITTEEMAN PLAINFIELD PCT 002							
Vote for not more than 1							
Joe MacDonald	258	100.00	230	2	25	1	0
COMMITTEEMAN PLAINFIELD PCT 003							
Vote for not more than 1							
No Candidate Filed	0		0	0	0	0	0
COMMITTEEMAN PLAINFIELD PCT 004							
Vote for not more than 1							
No Candidate Filed	0		0	0	0	0	0
COMMITTEEMAN PLAINFIELD PCT 005							
Vote for not more than 1							
Matthew C. Starr	179	100.00	160	14	4	1	0
COMMITTEEMAN PLAINFIELD PCT 006							
Vote for not more than 1							
No Candidate Filed	0		0	0	0	0	0
COMMITTEEMAN PLAINFIELD PCT 007							
Vote for not more than 1							
No Candidate Filed	0		0	0	0	0	0

ELECTION SUMMARY

WILL COUNTY, ILLINOIS
 GENERAL PRIMARY ELECTION
 MARCH 15, 2016
 REPUBLICAN

OFFICIAL RESULTS

	TOTAL VOTES	%	ELECTION DAY	VOTE/MAIL	EARLY VOTING	PROVISIONAL	CITY/AURORA
COMMITTEEMAN PLAINFIELD PCT 008							
Vote for not more than 1							
Garrett M. Peck	240	100.00	211	7	19	3	0
COMMITTEEMAN PLAINFIELD PCT 009							
Vote for not more than 1							
John F. Argoudelis	306	100.00	245	20	36	5	0
COMMITTEEMAN PLAINFIELD PCT 010							
Vote for not more than 1							
Margaret Bonuchi	270	100.00	223	10	31	6	0
COMMITTEEMAN PLAINFIELD PCT 011							
Vote for not more than 1							
No Candidate Filed	0		0	0	0	0	0
COMMITTEEMAN PLAINFIELD PCT 012							
Vote for not more than 1							
No Candidate Filed	0		0	0	0	0	0
COMMITTEEMAN PLAINFIELD PCT 013							
Vote for not more than 1							
Peter Steinys	115	30.67	101	6	7	1	0
Kenneth Marland	260	69.33	224	7	24	5	0
COMMITTEEMAN PLAINFIELD PCT 014							
Vote for not more than 1							
Ernest C. Knight	278	100.00	238	12	22	6	0
COMMITTEEMAN PLAINFIELD PCT 015							
Vote for not more than 1							
Dale Fontana	284	100.00	243	10	29	2	0
COMMITTEEMAN PLAINFIELD PCT 016							
Vote for not more than 1							
Nathan C. Miller	248	100.00	210	11	23	4	0
COMMITTEEMAN PLAINFIELD PCT 017							
Vote for not more than 1							
No Candidate Filed	0		0	0	0	0	0
COMMITTEEMAN PLAINFIELD PCT 018							
Vote for not more than 1							
No Candidate Filed	0		0	0	0	0	0

ELECTION SUMMARY

WILL COUNTY, ILLINOIS
 GENERAL PRIMARY ELECTION
 MARCH 15, 2016
 REPUBLICAN

OFFICIAL RESULTS

	TOTAL VOTES	%	ELECTION DAY	VOTE/MAIL	EARLY VOTING	PROVISIONAL	CITY/AURORA
COMMITTEEMAN PLAINFIELD PCT 019							
Vote for not more than 1							
Erin Kljaich	158	100.00	137	8	12	1	0
COMMITTEEMAN PLAINFIELD PCT 020							
Vote for not more than 1							
No Candidate Filed	0		0	0	0	0	0
COMMITTEEMAN PLAINFIELD PCT 021							
Vote for not more than 1							
Yvonne Bolton	114	56.72	83	10	16	5	0
Anthony Anderson	87	43.28	75	6	5	1	0
COMMITTEEMAN PLAINFIELD PCT 022							
Vote for not more than 1							
No Candidate Filed	0		0	0	0	0	0
COMMITTEEMAN PLAINFIELD PCT 023							
Vote for not more than 1							
No Candidate Filed	0		0	0	0	0	0
COMMITTEEMAN PLAINFIELD PCT 024							
Vote for not more than 1							
No Candidate Filed	0		0	0	0	0	0
COMMITTEEMAN PLAINFIELD PCT 025							
Vote for not more than 1							
Joseph J. Kordik	188	100.00	183	1	3	1	0
COMMITTEEMAN PLAINFIELD PCT 026							
Vote for not more than 1							
No Candidate Filed	0		0	0	0	0	0
COMMITTEEMAN PLAINFIELD PCT 027							
Vote for not more than 1							
No Candidate Filed	0		0	0	0	0	0
COMMITTEEMAN PLAINFIELD PCT 028							
Vote for not more than 1							
No Candidate Filed	0		0	0	0	0	0
COMMITTEEMAN PLAINFIELD PCT 029							
Vote for not more than 1							
No Candidate Filed	0		0	0	0	0	0

ELECTION SUMMARY

WILL COUNTY, ILLINOIS
 GENERAL PRIMARY ELECTION
 MARCH 15, 2016
 REPUBLICAN

OFFICIAL RESULTS

	TOTAL VOTES	%	ELECTION DAY	VOTE/MAIL	EARLY VOTING	PROVISIONAL	CITY/AURORA
COMMITTEEMAN PLAINFIELD PCT 030							
Vote for not more than 1							
No Candidate Filed	0		0	0	0	0	0
COMMITTEEMAN PLAINFIELD PCT 031							
Vote for not more than 1							
No Candidate Filed	0		0	0	0	0	0
COMMITTEEMAN PLAINFIELD PCT 032							
Vote for not more than 1							
Tim J. Kraulidis	161	100.00	153	5	3	0	0
COMMITTEEMAN PLAINFIELD PCT 033							
Vote for not more than 1							
No Candidate Filed	0		0	0	0	0	0
COMMITTEEMAN PLAINFIELD PCT 034							
Vote for not more than 1							
No Candidate Filed	0		0	0	0	0	0
COMMITTEEMAN PLAINFIELD PCT 035							
Vote for not more than 1							
Charles H. "Chuck" Willard.	192	100.00	185	1	6	0	0
COMMITTEEMAN REED PCT 001							
Vote for not more than 1							
No Candidate Filed	0		0	0	0	0	0
COMMITTEEMAN REED PCT 002							
Vote for not more than 1							
No Candidate Filed	0		0	0	0	0	0
COMMITTEEMAN REED PCT 003							
Vote for not more than 1							
No Candidate Filed	0		0	0	0	0	0
COMMITTEEMAN TROY PCT 001							
Vote for not more than 1							
No Candidate Filed	0		0	0	0	0	0
COMMITTEEMAN TROY PCT 002							
Vote for not more than 1							
No Candidate Filed	0		0	0	0	0	0

ELECTION SUMMARY

WILL COUNTY, ILLINOIS
 GENERAL PRIMARY ELECTION
 MARCH 15, 2016
 REPUBLICAN

OFFICIAL RESULTS

	TOTAL VOTES	%	ELECTION DAY	VOTE/MAIL	EARLY VOTING	PROVISIONAL	CITY/AURORA
COMMITTEEMAN TROY PCT 003							
Vote for not more than 1							
Robert Pelton	148	63.25	133	4	10	1	0
Arnold Forrest.	86	36.75	76	4	6	0	0
COMMITTEEMAN TROY PCT 004							
Vote for not more than 1							
No Candidate Filed	0		0	0	0	0	0
COMMITTEEMAN TROY PCT 005							
Vote for not more than 1							
John F. Kochalka	198	100.00	168	12	10	8	0
COMMITTEEMAN TROY PCT 006							
Vote for not more than 1							
No Candidate Filed	0		0	0	0	0	0
COMMITTEEMAN TROY PCT 007							
Vote for not more than 1							
No Candidate Filed	0		0	0	0	0	0
COMMITTEEMAN TROY PCT 008							
Vote for not more than 1							
Steve Orlando	332	100.00	285	24	18	5	0
COMMITTEEMAN TROY PCT 009							
Vote for not more than 1							
Kristin Cross	234	100.00	194	19	17	4	0
COMMITTEEMAN TROY PCT 010							
Vote for not more than 1							
No Candidate Filed	0		0	0	0	0	0
COMMITTEEMAN TROY PCT 011							
Vote for not more than 1							
Jim Alaimo	364	100.00	293	38	24	9	0
COMMITTEEMAN TROY PCT 012							
Vote for not more than 1							
Carol Walden	220	100.00	180	28	7	5	0
COMMITTEEMAN TROY PCT 013							
Vote for not more than 1							
No Candidate Filed	0		0	0	0	0	0

ELECTION SUMMARY

WILL COUNTY, ILLINOIS
 GENERAL PRIMARY ELECTION
 MARCH 15, 2016
 REPUBLICAN

OFFICIAL RESULTS

	TOTAL VOTES	%	ELECTION DAY	VOTE/MAIL	EARLY VOTING	PROVISIONAL	CITY/AURORA
COMMITTEEMAN TROY PCT 014							
Vote for not more than 1							
Joseph D. Baltz	302	100.00	259	13	25	5	0
COMMITTEEMAN TROY PCT 015							
Vote for not more than 1							
Dawn Damiani	265	100.00	225	9	27	4	0
COMMITTEEMAN TROY PCT 016							
Vote for not more than 1							
No Candidate Filed	0		0	0	0	0	0
COMMITTEEMAN TROY PCT 017							
Vote for not more than 1							
Bryan W. Kopman	303	100.00	269	8	24	2	0
COMMITTEEMAN TROY PCT 018							
Vote for not more than 1							
Orville E. Elza	133	100.00	119	2	10	2	0
COMMITTEEMAN TROY PCT 019							
Vote for not more than 1							
No Candidate Filed	0		0	0	0	0	0
COMMITTEEMAN TROY PCT 020							
Vote for not more than 1							
No Candidate Filed	0		0	0	0	0	0
COMMITTEEMAN TROY PCT 021							
Vote for not more than 1							
Frank S. Cservenyak, Jr.	272	100.00	240	8	22	2	0
COMMITTEEMAN TROY PCT 022							
Vote for not more than 1							
Owen T. McCarthy	184	100.00	169	7	5	3	0
COMMITTEEMAN WASHINGTON PCT 001							
Vote for not more than 1							
Stacy M. Mazurek	246	100.00	223	8	14	1	0
COMMITTEEMAN WASHINGTON PCT 002							
Vote for not more than 1							
No Candidate Filed	0		0	0	0	0	0

ELECTION SUMMARY

WILL COUNTY, ILLINOIS
 GENERAL PRIMARY ELECTION
 MARCH 15, 2016
 REPUBLICAN

OFFICIAL RESULTS

	TOTAL VOTES	%	ELECTION DAY	VOTE/MAIL	EARLY VOTING	PROVISIONAL	CITY/AURORA
COMMITTEEMAN WASHINGTON PCT 003							
Vote for not more than 1							
No Candidate Filed	0		0	0	0	0	0
COMMITTEEMAN WESLEY PCT 001							
Vote for not more than 1							
No Candidate Filed	0		0	0	0	0	0
COMMITTEEMAN WHEATLAND PCT 001							
Vote for not more than 1							
Jacob Snitko	317	100.00	269	15	30	3	0
COMMITTEEMAN WHEATLAND PCT 002							
Vote for not more than 1							
Mike Strick.	393	100.00	287	29	70	7	0
COMMITTEEMAN WHEATLAND PCT 003							
Vote for not more than 1							
Sean S. Adams	328	100.00	285	6	30	7	0
COMMITTEEMAN WHEATLAND PCT 004							
Vote for not more than 1							
No Candidate Filed	0		0	0	0	0	0
COMMITTEEMAN WHEATLAND PCT 005							
Vote for not more than 1							
David Rosal.	344	100.00	307	9	25	3	0
COMMITTEEMAN WHEATLAND PCT 006							
Vote for not more than 1							
No Candidate Filed	0		0	0	0	0	0
WRITE-IN.	72	100.00	65	1	6	0	0
COMMITTEEMAN WHEATLAND PCT 007							
Vote for not more than 1							
Stephen Robert Collins	288	100.00	236	2	39	11	0
COMMITTEEMAN WHEATLAND PCT 008							
Vote for not more than 1							
Tara Leigh Gregus.	294	100.00	254	12	25	3	0
COMMITTEEMAN WHEATLAND PCT 009							
Vote for not more than 1							
Kathy Havel.	308	100.00	257	12	29	10	0

ELECTION SUMMARY

WILL COUNTY, ILLINOIS
 GENERAL PRIMARY ELECTION
 MARCH 15, 2016
 REPUBLICAN

OFFICIAL RESULTS

	TOTAL VOTES	%	ELECTION DAY	VOTE/MAIL	EARLY VOTING	PROVISIONAL	CITY/AURORA
COMMITTEEMAN WHEATLAND PCT 010							
Vote for not more than 1							
Debra H. Holscher	279	100.00	246	10	19	4	0
COMMITTEEMAN WHEATLAND PCT 011							
Vote for not more than 1							
Renata Sliva	250	100.00	204	14	28	4	0
COMMITTEEMAN WHEATLAND PCT 012							
Vote for not more than 1							
Ronald A. Plonis	220	100.00	194	2	20	4	0
COMMITTEEMAN WHEATLAND PCT 013							
Vote for not more than 1							
Alexander "Alex" Tovstanovsky.	240	100.00	196	12	29	3	0
COMMITTEEMAN WHEATLAND PCT 014							
Vote for not more than 1							
Dawn Marie Pelter.	324	100.00	281	11	31	1	0
COMMITTEEMAN WHEATLAND PCT 015							
Vote for not more than 1							
Christine A. Wik	222	100.00	194	4	19	5	0
COMMITTEEMAN WHEATLAND PCT 016							
Vote for not more than 1							
Susan Schaer	336	100.00	283	15	30	8	0
COMMITTEEMAN WHEATLAND PCT 017							
Vote for not more than 1							
No Candidate Filed	0		0	0	0	0	0
COMMITTEEMAN WHEATLAND PCT 018							
Vote for not more than 1							
Fred Richmond	325	100.00	267	9	47	2	0
COMMITTEEMAN WHEATLAND PCT 019							
Vote for not more than 1							
Kevin M. Golden	156	100.00	149	3	3	1	0
COMMITTEEMAN WHEATLAND PCT 020							
Vote for not more than 1							
Bruce W. Cartner	303	100.00	262	8	29	4	0

ELECTION SUMMARY

WILL COUNTY, ILLINOIS
 GENERAL PRIMARY ELECTION
 MARCH 15, 2016
 REPUBLICAN

OFFICIAL RESULTS


	TOTAL VOTES	%	ELECTION DAY	VOTE/MAIL	EARLY VOTING	PROVISIONAL	CITY/AURORA
COMMITTEEMAN WHEATLAND PCT 021							
Vote for not more than 1							
Chuck Kern	234	100.00	196	10	23	5	0
COMMITTEEMAN WHEATLAND PCT 022							
Vote for not more than 1							
Raque! Mitchell	149	100.00	141	4	3	1	0
COMMITTEEMAN WHEATLAND PCT 023							
Vote for not more than 1							
No Candidate Filed	0		0	0	0	0	0
WRITE-IN.	36	100.00	36	0	0	0	0
COMMITTEEMAN WHEATLAND PCT 024							
Vote for not more than 1							
No Candidate Filed	0		0	0	0	0	0
COMMITTEEMAN WHEATLAND PCT 025							
Vote for not more than 1							
No Candidate Filed	0		0	0	0	0	0
WRITE-IN.	49	100.00	43	3	2	1	0
COMMITTEEMAN WHEATLAND PCT 026							
Vote for not more than 1							
Bill Lamb	456	100.00	363	25	61	7	0
COMMITTEEMAN WHEATLAND PCT 027							
Vote for not more than 1							
No Candidate Filed	0		0	0	0	0	0
WRITE-IN.	13	100.00	12	1	0	0	0
COMMITTEEMAN WHEATLAND PCT 028							
Vote for not more than 1							
No Candidate Filed	0		0	0	0	0	0
COMMITTEEMAN WHEATLAND PCT 029							
Vote for not more than 1							
Jeffrey D. Derango	365	100.00	325	8	30	2	0
COMMITTEEMAN WHEATLAND PCT 030							
Vote for not more than 1							
Colleen M. Rotkis.	346	100.00	299	7	34	6	0
COMMITTEEMAN WILL PCT 001							
Vote for not more than 1							
Judy Ogalla.	348	100.00	286	23	34	5	0

	TOTAL VOTES	%	ELECTION DAY	VOTE/MAIL	EARLY VOTING	PROVISIONAL	CITY/AURORA
COMMITTEEMAN WILMINGTON PCT 001							
Vote for not more than 1							
No Candidate Filed	0		0	0	0	0	0
COMMITTEEMAN WILMINGTON PCT 002							
Vote for not more than 1							
No Candidate Filed	0		0	0	0	0	0
COMMITTEEMAN WILMINGTON PCT 003							
Vote for not more than 1							
No Candidate Filed	0		0	0	0	0	0
COMMITTEEMAN WILTON PCT 001							
Vote for not more than 1							
No Candidate Filed	0		0	0	0	0	0



Nancy Schultz Voots

W I L L C O U N T Y C L E R K



MISCELLANEOUS REFERENDA

VOTES PERCENT

VILLAGE OF BEECHER REFERENDUM

Vote for not more than 1

01 = YES

02 = NO

745 64.78
405 35.22

01 02

0262 WASHINGTON PCT 001

318 176

0263 WASHINGTON PCT 002

253 147


0264 WASHINGTON PCT 003

174 82

I, the undersigned do hereby certify that on April 5, 2016, I canvassed the returns of an election held on March 15, 2016 for VILLAGE OF BEECHER and I proclaim that a total of 1,230 voters requested and received ballots and I do further certify that the following Question of Public Policy did receive the number of votes herein recorded and has **PASSED**.

Shall the Village of Beecher be authorized to impose a tax at the rate of 1% upon all persons engaged in the business of selling tangible personal property and upon all persons engaged in the business of making sales of service in the Village on gross receipts from the sales made in the course of their business to be used for public infrastructure improvement purposes?

I further certify that the above is a true and complete Abstract of Votes and was prepared in my presence on April 5, 2016.


Nancy Schultz Voois, County Clerk
The County of Will, Illinois

VOTES PERCENT

VILLAGE OF HOMER GLEN REFERENDUM

Vote for not more than 1

01 = YES

02 = NO

6,636 89.06
815 10.94

01 02


0087 HOMER PCT 001
0088 HOMER PCT 002
0089 HOMER PCT 003
0090 HOMER PCT 004
0091 HOMER PCT 005
0092 HOMER PCT 006
0093 HOMER PCT 007
0094 HOMER PCT 008
0095 HOMER PCT 009
0096 HOMER PCT 010
0097 HOMER PCT 011
0098 HOMER PCT 012
0100 HOMER PCT 014
0102 HOMER PCT 016
0103 HOMER PCT 017
0181 NEW LENOX PCT 002

79 4
597 72
484 59
628 75
465 81
466 50
545 65
509 66
455 58
224 19
518 74
526 70
235 18
261 38
628 62
16 4

I, the undersigned do hereby certify that on April 5, 2016, I canvassed the returns of an election held on March 15, 2016 for VILLAGE OF HOMER GLEN and I proclaim that a total of 7,863 voters requested and received ballots and I do further certify that the following Question of Public Policy did receive the number of votes herein recorded and has **PASSED**.

Shall the term of office for the person elected to the office of Village President of the Village of Homer Glen be limited such that no person so elected may serve more than two (2) full four (4) year terms?

I further certify that the above is a true and complete Abstract of Votes and was prepared in my presence on April 5, 2016.


Nancy Schultz Voots, County Clerk
The County of Will, Illinois

VOTES PERCENT

HOMER TOWNSHIP REFERENDUM
 Vote for not more than 1
 01 = YES
 02 = NO

9,475 87.25
 1,385 12.75

	01	02
0087 HOMER PCT 001	430	98
0088 HOMER PCT 002	599	78
0089 HOMER PCT 003	499	42
0090 HOMER PCT 004	614	84
0091 HOMER PCT 005	475	73
0092 HOMER PCT 006	523	63
0093 HOMER PCT 007	525	85
0094 HOMER PCT 008	506	66
0095 HOMER PCT 009	451	59
0096 HOMER PCT 010	511	83
0097 HOMER PCT 011	512	76
0098 HOMER PCT 012	540	70
0099 HOMER PCT 013	405	68
0100 HOMER PCT 014	691	103
0101 HOMER PCT 015	587	103
0102 HOMER PCT 016	443	74
0103 HOMER PCT 017	624	65
0104 HOMER PCT 018	540	95

I, the undersigned do hereby certify that on April 5, 2016, I canvassed the returns of an election held on March 15, 2016 for HOMER TOWNSHIP and I proclaim that a total of 11,553 voters requested and received ballots and I do further certify that the following Question of Public Policy did receive the number of votes herein recorded and has **PASSED**.

Shall each taxing body located partially or wholly within Homer Township be required to seek voter approval by referendum prior to increasing its annual total property tax levy?

I further certify that the above is a true and complete Abstract of Votes and was prepared in my presence on April 5, 2016.

Nancy Schultz Voots
 Nancy Schultz Voots, County Clerk
 The County of Will, Illinois

FRANKFORT SQUARE PARK DISTRICT REFERENDUM

VOTES PERCENT

Vote for not more than 1
 01 = YES
 02 = NO

2,348 47.72
 2,572 52.28


 01 02

0059 FRANKFORT PCT 003	103	347
0060 FRANKFORT PCT 004	9	12
0064 FRANKFORT PCT 008	65	69
0065 FRANKFORT PCT 009	240	356
0066 FRANKFORT PCT 010	252	334
0070 FRANKFORT PCT 014	276	279
0071 FRANKFORT PCT 015	303	232
0072 FRANKFORT PCT 016	284	263
0075 FRANKFORT PCT 019	304	254
0076 FRANKFORT PCT 020	336	287
0078 FRANKFORT PCT 022	0	0
0080 FRANKFORT PCT 024	176	139

I, the undersigned do hereby certify that on April 5, 2016, I canvassed the returns of an election held on March 15, 2016 for FRANKFORT SQUARE PARK DISTRICT and I proclaim that a total of 5,582 voters requested and received ballots and I do further certify that the following Question of Public Policy did receive the number of votes herein recorded and has **FAILED**.

Shall bonds of the Frankfort Square Park District, Will and Cook Counties, Illinois, to the amount of Three Million Five Hundred Thousand Dollars (\$3,500,000) be issued for the payment of land purchased for parks, for the building, maintaining, improving and protecting of the same and the existing land and facilities of said Park District, to provide for the permanent financing therefor, and for the payment of expenses incident thereto?

I further certify that the above is a true and complete Abstract of Votes and was prepared in my presence on April 5, 2016.


 Nancy Schultz Voets, County Clerk
 The County of Will, Illinois

Frankfort Square Park District, Issue Bonds

		Registered	Ballots Cast	Turnout (%)	YES	NO								
9000001	All Tally Types	3	6	200.00	4	1								
9000001	Total	3	6	200.00	4	1								
9000007	All Tally Types	262	153	58.40	89	42								
9000007	Total	262	153	58.40	89	42								
Total - All Tally Types		265	159	60.00	93	43								
Contest Total		265	159	60.00	93	43								

PLAINFIELD PUBLIC LIBRARY DISTRICT
 PROPOSITION TO ISSUE BONDS

Vote for not more than 1

01 = YES

02 = NO

VOTES PERCENT

8,233 44.23
 10,382 55.77

	01	02
0202 PLAINFIELD PCT 001	289	341
0203 PLAINFIELD PCT 002	201	382
0204 PLAINFIELD PCT 003	204	368
0205 PLAINFIELD PCT 004	182	118
0206 PLAINFIELD PCT 005	275	244
0207 PLAINFIELD PCT 006	300	280
0208 PLAINFIELD PCT 007	310	222
0209 PLAINFIELD PCT 008	283	380
0210 PLAINFIELD PCT 009	288	370
0211 PLAINFIELD PCT 010	238	357
0212 PLAINFIELD PCT 011	140	89
0213 PLAINFIELD PCT 012	275	238
0214 PLAINFIELD PCT 013	285	458
0215 PLAINFIELD PCT 014	261	353
0216 PLAINFIELD PCT 015	203	443
0217 PLAINFIELD PCT 016	206	390
0218 PLAINFIELD PCT 017	47	83
0219 PLAINFIELD PCT 018	108	159
0220 PLAINFIELD PCT 019	222	245
0221 PLAINFIELD PCT 020	121	142
0222 PLAINFIELD PCT 021	79	125
0223 PLAINFIELD PCT 022	190	321
0224 PLAINFIELD PCT 023	67	139
0225 PLAINFIELD PCT 024	116	246
0226 PLAINFIELD PCT 025	163	127
0227 PLAINFIELD PCT 026	127	114
0228 PLAINFIELD PCT 027	210	196
0229 PLAINFIELD PCT 028	49	34
0230 PLAINFIELD PCT 029	1	1
0232 PLAINFIELD PCT 031	12	31
0233 PLAINFIELD PCT 032	2	6
0234 PLAINFIELD PCT 033	0	4
0235 PLAINFIELD PCT 034	12	24
0236 PLAINFIELD PCT 035	153	145
0266 WHEATLAND PCT 001	295	282
0281 WHEATLAND PCT 016	92	85
0284 WHEATLAND PCT 019	157	200
0287 WHEATLAND PCT 022	247	279
0288 WHEATLAND PCT 023	211	188
0290 WHEATLAND PCT 025	295	361
0291 WHEATLAND PCT 026	158	372
0292 WHEATLAND PCT 027	289	223
0293 WHEATLAND PCT 028	233	403
0294 WHEATLAND PCT 029	360	403
0295 WHEATLAND PCT 030	277	411

I, the undersigned do hereby certify that on April 5, 2016, I canvassed the returns of an election held on March 15, 2016 for PLAINFIELD PUBLIC LIBRARY DISTRICT and I proclaim that a total of 19,664 voters requested and received ballots and I do further certify that the following Question of Public Policy did receive the number of votes herein recorded and has **FAILED**.

Shall the bonds of the Plainfield Public Library District, Will and Kendall Counties, Illinois, in the amount of \$39,000,000 be issued for the purpose of constructing a new Plainfield Public Library Building on the north side of the existing library site, acquiring property for such Library Building, demolishing the existing Library Building, constructing site improvements including parking and furnishing necessary equipment and acquiring library materials and electronic data storage and retrieval facilities in connection therewith?

I further certify that the above is a true and complete Abstract of Votes and was prepared in my presence on April 5, 2016.

Nancy Schultz Voth
 Nancy Schultz Voth, County Clerk
 The County of Will, Illinois

VOTES PERCENT

PLAINFIELD PUBLIC LIBRARY DISTRICT
PROPOSITION TO INCREASE THE LIMITING RATE

Vote for not more than 1

01 = YES	5,656	30.73
02 = NO	12,752	69.27


	01	02
0202 PLAINFIELD PCT 001	217	392
0203 PLAINFIELD PCT 002	141	436
0204 PLAINFIELD PCT 003	159	405
0205 PLAINFIELD PCT 004	111	182
0206 PLAINFIELD PCT 005	174	337
0207 PLAINFIELD PCT 006	193	385
0208 PLAINFIELD PCT 007	189	339
0209 PLAINFIELD PCT 008	223	431
0210 PLAINFIELD PCT 009	234	409
0211 PLAINFIELD PCT 010	192	397
0212 PLAINFIELD PCT 011	89	143
0213 PLAINFIELD PCT 012	160	340
0214 PLAINFIELD PCT 013	209	528
0215 PLAINFIELD PCT 014	192	412
0216 PLAINFIELD PCT 015	165	470
0217 PLAINFIELD PCT 016	171	419
0218 PLAINFIELD PCT 017	30	103
0219 PLAINFIELD PCT 018	69	198
0220 PLAINFIELD PCT 019	156	307
0221 PLAINFIELD PCT 020	69	190
0222 PLAINFIELD PCT 021	62	139
0223 PLAINFIELD PCT 022	126	373
0224 PLAINFIELD PCT 023	55	148
0225 PLAINFIELD PCT 024	99	260
0226 PLAINFIELD PCT 025	102	181
0227 PLAINFIELD PCT 026	73	171
0228 PLAINFIELD PCT 027	127	277
0229 PLAINFIELD PCT 028	28	59
0230 PLAINFIELD PCT 029	1	0
0232 PLAINFIELD PCT 031	7	35
0233 PLAINFIELD PCT 032	0	8
0234 PLAINFIELD PCT 033	0	4
0235 PLAINFIELD PCT 034	10	26
0236 PLAINFIELD PCT 035	95	206
0266 WHEATLAND PCT 001	195	374
0281 WHEATLAND PCT 016	61	109
0284 WHEATLAND PCT 019	95	262
0287 WHEATLAND PCT 022	133	400
0288 WHEATLAND PCT 023	139	253
0290 WHEATLAND PCT 025	196	452
0291 WHEATLAND PCT 026	106	425
0292 WHEATLAND PCT 027	158	353
0293 WHEATLAND PCT 028	147	476
0294 WHEATLAND PCT 029	280	474
0295 WHEATLAND PCT 030	218	464

I, the undersigned do hereby certify that on April 5, 2016, I canvassed the returns of an election held on March 15, 2016 for PLAINFIELD PUBLIC LIBRARY DISTRICT and I proclaim that a total of 19,664 voters requested and received ballots and I do further certify that the following Question of Public Policy did receive the number of votes herein recorded and has **FAILED**.

Shall the limiting rate under the Property Tax Extension Limitation Law for the Plainfield Public Library District, Will and Kendall Counties, Illinois, be increased by an additional amount equal to 0.0390% above the limiting rate for any purpose of said Library District for levy year 2014 and be equal to 0.2442% of the equalized assessed value of the taxable property therein for levy year 2016?

- (1) The approximate amount of taxes extendable at the most recently extended limiting rate is \$3,647,727, and the approximate amount of taxes extendable if the proposition is approved is \$4,339,712.
- (2) For the 2016 levy year the approximate amount of the additional tax extendable against property containing a single family residence and having a fair market value at the time of the referendum of \$100,000 is estimated to be \$13.00.
- (3) If the proposition is approved, the aggregate extension for 2016 will be determined by the limiting rate set forth in the proposition, rather than the otherwise applicable limiting rate calculated under the provisions of the Property Tax Extension Limitation Law (commonly known as the Property Tax Cap Law).

I further certify that the above is a true and complete Abstract of Votes and was prepared in my presence on April 5, 2016.


Nancy Schultz Voois, County Clerk
The County of Will, Illinois

WHITE OAK LIBRARY REFERENDUM

Vote for not more than 1

01 = YES

02 = NO

VOTES PERCENT

5,631 34.61
 10,639 65.39

	01	02
0050 DU PAGE PCT 032	240	369
0051 DU PAGE PCT 033	154	263
0052 DU PAGE PCT 034	150	289
0053 DU PAGE PCT 035	113	170
0054 DU PAGE PCT 036	185	367
0055 DU PAGE PCT 037	189	277
0107 JOLIET PCT 001	99	159
0108 JOLIET PCT 002	6	3
0144 LOCKPORT PCT 001	334	557
0145 LOCKPORT PCT 002	164	390
0146 LOCKPORT PCT 003	165	347
0147 LOCKPORT PCT 004	123	278
0148 LOCKPORT PCT 005	141	371
0149 LOCKPORT PCT 006	199	356
0150 LOCKPORT PCT 007	182	385
0151 LOCKPORT PCT 008	127	313
0152 LOCKPORT PCT 009	281	497
0153 LOCKPORT PCT 010	171	337
0154 LOCKPORT PCT 011	194	343
0155 LOCKPORT PCT 012	90	275
0156 LOCKPORT PCT 013	406	613
0157 LOCKPORT PCT 014	135	293
0158 LOCKPORT PCT 015	143	258
0159 LOCKPORT PCT 016	231	389
0160 LOCKPORT PCT 017	238	390
0161 LOCKPORT PCT 018	212	460
0162 LOCKPORT PCT 019	155	358
0163 LOCKPORT PCT 020	158	293
0164 LOCKPORT PCT 021	141	282
0165 LOCKPORT PCT 022	164	239
0166 LOCKPORT PCT 023	122	231
0167 LOCKPORT PCT 024	97	213
0235 PLAINFIELD PCT 034	72	182
0245 TROY PCT 006	50	92

I, the undersigned do hereby certify that on April 5, 2016, I canvassed the returns of an election held on March 15, 2016 for WHITE OAK LIBRARY DISTRICT and I proclaim that a total of 18,192 voters requested and received ballots and I do further certify that the following Question of Public Policy did receive the number of votes herein recorded and has **FAILED**.

Shall the limiting rate under the Property Tax Extension Limitation Law for the White Oak Library District, Will County, Illinois, be increased by an additional amount equal to 0.0305% above the limiting rate for levy year 2014 and be equal to 0.23% of the equalized assessed value of the taxable property therein for levy year 2016?

- (1) The approximate amount of taxes extendable at the most recently extended limiting rate is \$3,411,293, and the approximate amount of taxes extendable if the proposition is approved is \$3,932,819.
- (2) For the 2016 levy year the approximate amount of the additional tax extendable against property containing a single family residence and having a fair market value at the time of the referendum of \$100,000 is estimated to be \$10.17.
- (3) If the proposition is approved, the aggregate extension for the 2016 levy year will be determined by the limiting rate set forth in the proposition, rather than the otherwise applicable limiting rate calculated under the provisions of the Property Tax Extension Limitation Law (commonly known as the Property Tax Cap Law).

I further certify that the above is a true and complete Abstract of Votes and was prepared in my presence on April 5, 2016.

Nancy Schultz Voots
 Nancy Schultz Voots, County Clerk
 The County of Will, Illinois

TAFT SCHOOL DISTRICT 90 REFERENDUM

VOTES PERCENT

Vote for not more than 1

01 = YES	443	44.04
02 = NO	563	55.96

 01 02


0159 LOCKPORT PCT 016	189	201
0161 LOCKPORT PCT 018	254	362
0167 LOCKPORT PCT 024	0	0

I, the undersigned do hereby certify that on April 5, 2016, I canvassed the returns of an election held on March 15, 2016 for TAFT SCHOOL DISTRICT NO. 90 and I proclaim that a total of 1,043 voters requested and received ballots and I do further certify that the following Question of Public Policy did receive the number of votes herein recorded and has **FAILED**.

Shall the limiting rate under the Property Tax Extension Limitation Law for School District 90, Will County, Illinois, (commonly known as Taft School District 90) be increased by an additional amount equal to 1.0% above the limiting rate for levy year 2015 to provide additional funding for educational purposes and be equal to 4.1869% of the equalized assessed value of the taxable property therein for levy years 2015, 2016, 2017 and 2018?

- (1) The approximate amount of taxes extendable at the most recently extended limiting rate is \$1,782,532, and the approximate amount of taxes extendable if the proposition is approved is \$2,341,864.
- (2) For the 2015 levy year the approximate amount of the additional tax extendable against property containing a single family residence and having a fair market value at the time of the referendum of \$100,000 is estimated to be \$333.00.
- (3) Based upon an average annual percentage increase in the market value of such property of (-3.695)%, the approximate amount of the additional tax extendable against such property for the 2016 levy year is estimated to be \$321.00; for the 2017 levy year is estimated to be \$309.00; and for the 2018 levy year is estimated to be \$297.00.
- (4) If the proposition is approved, the aggregate extension for 2015, 2016, 2017 and 2018 will be determined by the limiting rate set forth in the proposition, rather than the otherwise applicable limiting rate calculated under the provisions of the Property Tax Extension Limitation Law (commonly known as the Property Tax Cap Law).

I further certify that the above is a true and complete Abstract of Votes and was prepared in my presence on April 5, 2016.


 Nancy Schultz Voets, County Clerk
 The County of Will, Illinois

PEOTONE CUSD 207-U REFERENDUM

	VOTES	PERCENT
Vote for not more than 1		
01 = YES	1,008	25.34
02 = NO	2,970	74.66

	01	02


0085 GREEN GARDEN PCT 001	121	518
0086 GREEN GARDEN PCT 002	185	558
0170 MANHATTAN PCT 003	22	78
0200 PEOTONE PCT 001	267	595
0201 PEOTONE PCT 002	231	568
0296 WILL PCT 001	126	361
0300 WILTON PCT 001	56	292

I, the undersigned do hereby certify that on April 5, 2016, I canvassed the returns of an election held on March 15, 2016 for PEOTONE COMMUNITY UNIT SCHOOL DISTRICT NO. 207-U and I proclaim that a total of 4,090 voters requested and received ballots and I do further certify that the following Question of Public Policy did receive the number of votes herein recorded and has **FAILED**.

Shall the limiting rate under the Property Tax Extension Limitation Law for Peotone Community Unit School District No. 207-U, Will and Kankakee Counties, Illinois, be increased by an additional amount equal to 0.9% above the limiting rate for any school purposes of said School District for levy years 2014 and be equal to 4.116% of the equalized assessed value of the taxable property therein for the levy year 2015?

- (1) The approximate amount of taxes extendable at the most recently extended limiting rate is \$10,556,626, and the approximate amount of taxes extendable if the proposition is approved is \$13,510,813.
- (2) For the 2015 levy year the approximate amount of the additional tax extendable against property containing a single family residence and having a fair market value at the time of the referendum of \$100,000 is estimated to be \$300.
- (3) If the proposition is approved, the aggregate extension for 2015 will be determined by the limiting rate set forth in the proposition, rather than the otherwise applicable limiting rate calculated under the provisions of the Property Tax Extension Limitation Law (commonly known as the Property Tax Cap Law).

I further certify that the above is a true and complete Abstract of Votes and was prepared in my presence on April 5, 2016.


 Nancy Schultz Voots, County Clerk
 The County of Will, Illinois

Statement of Votes Cast
 2016 General Primary Election
 SOVC For Jurisdiction Wide, All Counters, All Races

Date:03/30/16
 Time:08:09:46
 Page:164 of 164

PEOTONE 207U - INC LIMIT RATE

	Reg. Voters	Times Counted	Total Votes	YES		NO
Jurisdiction Wide						
ROCKVILLE	0	0	0	0	-	0
Total	0	0	0	0	-	0

	VOTES	PERCENT
NORTHWEST HOMER FIRE PROTECTION DISTRICT REFERENDUM		
Vote for not more than 1		
01 = YES	2,303	50.76
02 = NO	2,234	49.24


	-----	01	02	-----
0087 HOMER PCT 001	226		207	
0088 HOMER PCT 002	225		278	
0089 HOMER PCT 003	315		223	
0090 HOMER PCT 004	338		362	
0091 HOMER PCT 005	286		223	
0092 HOMER PCT 006	305		279	
0093 HOMER PCT 007	103		92	
0094 HOMER PCT 008	254		313	
0095 HOMER PCT 009	251		257	

I, the undersigned do hereby certify that on April 5, 2016, I canvassed the returns of an election held on March 15, 2016 for NORTHWEST HOMER FIRE PROTECTION DISTRICT and I proclaim that a total of 4,859 voters requested and received ballots and I do further certify that the following Question of Public Policy did receive the number of votes herein recorded and has **PASSED**.

Shall the limiting rate under the Property Tax Extension Limitation Law for the Northwest Homer Fire Protection District, Will and Cook Counties, Illinois, be increased by an additional amount equal to 0.09% above the limiting rate for fire protection and ambulance purposes for levy year 2014 and be equal to 0.5796% of the equalized assessed value of the taxable property for levy years 2016, 2017, 2018 and 2019?

- (1) The approximate amount of taxes extendable at the most recent extended limiting rate is \$2,415,229, and the approximate amount of taxes extendable if the proposition is approved is \$2,859,205.
- (2) For the 2016 levy year the approximate amount of the additional tax extendable against property containing a single family residence and having a fair market value of \$100,000 at the time of referendum is estimated to be \$30.00 in Will County and \$24.23 in Cook County.
- (3) Based upon an average annual percentage increase in the market value of such property of -4.253%, the approximate amount of the additional tax extendable against such property for the 2017 levy year is estimated to be \$28.72 in Will County and \$23.20 in Cook County and for the 2018 levy year is estimated to be \$27.50 in Will County and \$22.21 in Cook County and for the 2019 levy year is estimated to be \$26.33 in Will County and \$21.27 in Cook County.
- (4) If the proposition is approved, the aggregate extension for 2016, 2017, 2018 and 2019 will be determined by the limiting rate set forth in the proposition, rather than the otherwise applicable limiting rate calculated under the provisions of the Property Tax Extension Limitation Law (commonly known as the Property Tax Cap Law).

I further certify that the above is a true and complete Abstract of Votes and was prepared in my presence on April 5, 2016.


 Nancy Schultz Voets, County Clerk
 The County of Will, Illinois

Northwest Homer Fire Prot. Dist., Limiting Rate

		Registered	Ballots Cast	Turnout (%)	YES	NO								
7700009	All Tally Types	137	21	15.33	7	14								
7700009	Total	137	21	15.33	7	14								
7700011	All Tally Types	76	37	48.68	12	20								
7700011	Total	76	37	48.68	12	20								
Total - All Tally Types		213	58	27.23	19	34								
Contest Total		213	58	27.23	19	34								