



**Nancy Schultz Voots**

**W I L L C O U N T Y C L E R K**

# **DEMOCRATIC CANVASS**

**WILL COUNTY  
GENERAL PRIMARY  
ELECTION  
MARCH 15, 2016  
JOLIET, ILLINOIS**

**ELECTION SUMMARY  
(INCLUDING CITY OF AURORA RESULTS)  
PRECINCT COMMITTEEMEN  
WRITE-IN VOTE LISTING  
MISCELLANEOUS REFERENDA**



**Nancy Schultz Voots**


W I L L C O U N T Y C L E R K

Will County Clerk's Office • 302 N. Chicago Street • Joliet, Illinois 60432  
815 • 740 • 4615 • Fax: 815 • 740 • 4699  
Website: [www.thewillcountyclerk.com](http://www.thewillcountyclerk.com) • E-mail: [coclrk@willcountyillinois.com](mailto:coclrk@willcountyillinois.com)

# CERTIFICATE OF CANVASS RESULTS

State of Illinois }  
County of Will } ss

I, Nancy Schultz Voots, do hereby certify that on April 5, 2016, I canvassed the returns of the General Primary Election held on March 15, 2016 for the County of Will and the foregoing true and complete Abstract of Votes was prepared in my presence in the office of the County Clerk in Will County, this 5<sup>th</sup> day of April, 2016.

  
\_\_\_\_\_  
Nancy Schultz Voots, County Clerk  
The County of Will, Illinois



**Nancy Schultz Voots**

W I L L C O U N T Y C L E R K



**Democratic Party**

# **ELECTION SUMMARY**

**(INCLUDING CITY OF AURORA RESULTS)**

ELECTION SUMMARY

WILL COUNTY, ILLINOIS  
 GENERAL PRIMARY ELECTION  
 MARCH 15, 2016  
 STATISTICS

OFFICIAL RESULTS

REPORT-EL45A PAGE 001

	TOTAL VOTES	%	ELECTION DAY	VOTE/MAIL	EARLY VOTING	PROVISIONAL	CITY/AURORA
PRECINCTS COUNTED (OF 300)	300	100.00					
REGISTERED VOTERS - TOTAL	396,560						
BALLOTS CAST - TOTAL	177,799		153,374	5,946	13,891	2,196	2,392
BALLOTS CAST - REPUBLICAN	84,869	47.73	73,285	3,258	6,316	1,085	925
BALLOTS CAST - FEDERAL REPUBLICAN	546	.31	518	3	2	2	21
BALLOTS CAST - DEMOCRATIC	90,775	51.05	78,189	2,597	7,469	1,088	1,432
BALLOTS CAST - FEDERAL DEMOCRATIC	716	.40	680	18	0	4	14
BALLOTS CAST - NONPARTISAN	893	.50	702	70	104	17	0
BALLOTS CAST - BLANK	30	.02	18	3	9	0	0
VOTER TURNOUT - TOTAL		44.84					



	TOTAL VOTES	%	ELECTION DAY	VOTE/MAIL	EARLY VOTING	PROVISIONAL	CITY/AURORA
PRESIDENT OF THE UNITED STATES - TOTAL							
Vote for not more than 1							
Hillary Clinton . . . . .	42,799	46.97	36,224	1,527	3,900	517	631
Willie L. Wilson . . . . .	128	.14	105	11	10	1	1
Martin J. O'Malley . . . . .	175	.19	143	19	10	2	1
Roque "Rocky" De La Fuente. . . . .	51	.06	43	6	2	0	0
Larry (Lawrence) Cohen . . . . .	110	.12	102	5	3	0	0
Bernie Sanders. . . . .	47,674	52.32	41,800	1,011	3,494	557	812
WRITE-IN. . . . .	175	.19	161	4	9	1	0
PRESIDENT OF THE UNITED STATES 1ST CONGRESSIONAL DISTRICT							
Vote for not more than 1							
Hillary Clinton . . . . .	5,113	42.39	4,270	215	582	46	0
Willie L. Wilson . . . . .	13	.11	8	3	2	0	0
Martin J. O'Malley . . . . .	42	.35	33	3	5	1	0
Roque "Rocky" De La Fuente. . . . .	5	.04	3	2	0	0	0
Larry (Lawrence) Cohen . . . . .	15	.12	13	1	1	0	0
Bernie Sanders. . . . .	6,853	56.81	5,994	174	591	94	0
WRITE-IN. . . . .	21	.17	18	1	2	0	0
PRESIDENT OF THE UNITED STATES 2ND CONGRESSIONAL DISTRICT							
Vote for not more than 1							
Hillary Clinton . . . . .	4,475	52.89	3,839	153	441	42	0
Willie L. Wilson . . . . .	32	.38	29	1	2	0	0
Martin J. O'Malley . . . . .	22	.26	20	2	0	0	0
Roque "Rocky" De La Fuente. . . . .	5	.06	4	1	0	0	0
Larry (Lawrence) Cohen . . . . .	13	.15	12	0	1	0	0
Bernie Sanders. . . . .	3,899	46.08	3,521	82	254	42	0
WRITE-IN. . . . .	15	.18	15	0	0	0	0
PRESIDENT OF THE UNITED STATES 3RD CONGRESSIONAL DISTRICT							
Vote for not more than 1							
Hillary Clinton . . . . .	4,968	45.15	4,272	191	464	41	0
Willie L. Wilson . . . . .	13	.12	11	0	1	1	0
Martin J. O'Malley . . . . .	24	.22	15	5	3	1	0
Roque "Rocky" De La Fuente. . . . .	11	.10	11	0	0	0	0
Larry (Lawrence) Cohen . . . . .	10	.09	10	0	0	0	0
Bernie Sanders. . . . .	5,952	54.09	5,332	136	424	60	0
WRITE-IN. . . . .	26	.24	21	2	3	0	0

ELECTION SUMMARY

WILL COUNTY, ILLINOIS  
 GENERAL PRIMARY ELECTION  
 MARCH 15, 2016  
 DEMOCRATIC

OFFICIAL RESULTS

	TOTAL VOTES	%	ELECTION DAY	VOTE/MAIL	EARLY VOTING	PROVISIONAL	CITY/AURORA
PRESIDENT OF THE UNITED STATES							
11TH CONGRESSIONAL DISTRICT							
Vote for not more than 1							
Hillary Clinton . . . . .	21,393	47.87	18,580	771	1,715	327	0
Willie L. Wilson . . . . .	61	.14	49	7	5	0	0
Martin J. O'Malley . . . . .	64	.14	55	7	2	0	0
Roque "Rocky" De La Fuente. . . . .	23	.05	19	3	1	0	0
Larry (Lawrence) Cohen . . . . .	54	.12	50	4	0	0	0
Bernie Sanders. . . . .	23,007	51.48	20,693	457	1,597	260	0
WRITE-IN. . . . .	87	.19	82	1	3	1	0
PRESIDENT OF THE UNITED STATES							
14TH CONGRESSIONAL DISTRICT							
Vote for not more than 1							
Hillary Clinton . . . . .	5,795	48.28	4,367	149	597	51	631
Willie L. Wilson . . . . .	6	.05	5	0	0	0	1
Martin J. O'Malley . . . . .	15	.12	12	2	0	0	1
Roque "Rocky" De La Fuente. . . . .	5	.04	4	0	1	0	0
Larry (Lawrence) Cohen . . . . .	12	.10	12	0	0	0	0
Bernie Sanders. . . . .	6,154	51.27	4,638	121	500	83	812
WRITE-IN. . . . .	15	.12	14	0	1	0	0
PRESIDENT OF THE UNITED STATES							
16TH CONGRESSIONAL DISTRICT							
Vote for not more than 1							
Hillary Clinton . . . . .	1,055	36.45	896	48	101	10	0
Willie L. Wilson . . . . .	3	.10	3	0	0	0	0
Martin J. O'Malley . . . . .	8	.28	8	0	0	0	0
Roque "Rocky" De La Fuente. . . . .	2	.07	2	0	0	0	0
Larry (Lawrence) Cohen . . . . .	6	.21	5	0	1	0	0
Bernie Sanders. . . . .	1,809	62.51	1,622	41	128	18	0
WRITE-IN. . . . .	11	.38	11	0	0	0	0
UNITED STATES SENATOR							
Vote for not more than 1							
Andrea Zopp. . . . .	17,272	19.95	15,102	380	1,294	193	303
Tammy Duckworth . . . . .	59,362	68.57	50,594	1,962	5,149	743	914
Napoleon Harris . . . . .	9,934	11.48	8,982	173	567	80	132
COMPTRROLLER							
Vote for not more than 1							
Susana Mendoza. . . . .	78,253	100.00	67,577	2,274	6,295	915	1,192
REPRESENTATIVE IN CONGRESS 1ST CONGRESSIONAL DISTRIST							
Vote for not more than 1							
Bobby L. Rush . . . . .	4,853	46.62	4,117	160	508	68	0
O. Patrick Brutus. . . . .	3,557	34.17	3,099	119	305	34	0
Howard B. Brookins, Jr.. . . . .	1,895	18.20	1,602	65	205	23	0
WRITE-IN. . . . .	105	1.01	86	8	10	1	0

ELECTION SUMMARY

WILL COUNTY, ILLINOIS  
 GENERAL PRIMARY ELECTION  
 MARCH 15, 2016  
 DEMOCRATIC

OFFICIAL RESULTS

	TOTAL VOTES	%	ELECTION DAY	VOTE/MAIL	EARLY VOTING	PROVISIONAL	CITY/AURORA
REPRESENTATIVE IN CONGRESS 2ND CONGRESSIONAL DISTRICT							
Vote for not more than 1							
Marcus Lewis . . . . .	1,121	14.45	1,032	32	49	8	0
Robin Kelly. . . . .	5,608	72.29	4,821	172	555	60	0
Dorian C. L. Myrickes . . . . .	404	5.21	366	14	18	6	0
Charles Rayburn . . . . .	625	8.06	570	8	41	6	0
REPRESENTATIVE IN CONGRESS 3RD CONGRESSIONAL DISTRICT							
Vote for not more than 1							
Daniel William Lipinski. . . . .	9,623	100.00	8,481	297	762	83	0
REPRESENTATIVE IN CONGRESS 11TH CONGRESSIONAL DISTRICT							
Vote for not more than 1							
Bill Foster. . . . .	39,853	100.00	35,286	1,161	2,893	513	0
REPRESENTATIVE IN CONGRESS 14TH CONGRESSIONAL DISTRICT							
Vote for not more than 1							
Jim Walz. . . . .	4,303	43.94	3,254	130	398	65	456
John J. Hosta . . . . .	3,329	34.00	2,557	58	264	23	427
Jesse Maggitt . . . . .	2,160	22.06	1,551	45	219	22	323
REPRESENTATIVE IN CONGRESS 16TH CONGRESSIONAL DISTRICT							
Vote for not more than 1							
No Candidate Filed . . . . .	0		0	0	0	0	0
DELEGATE - NATIONAL NOMINATING CONV							
1ST CONGRESSIONAL DISTRICT							
Vote for not more than 9							
Jacqueline Collins . . . . .	4,226	5.30	3,456	188	535	47	0
David Moore. . . . .	3,911	4.91	3,191	181	498	41	0
Barbara Flynn Currie. . . . .	4,039	5.07	3,282	185	526	46	0
Kwame Raoul. . . . .	3,650	4.58	2,939	178	494	39	0
Mary E. Flowers . . . . .	3,967	4.98	3,235	180	508	44	0
Roderick T. Sawyer . . . . .	3,580	4.49	2,880	175	483	42	0
Toni Preckwinkle . . . . .	4,194	5.26	3,436	191	520	47	0
Kurt Summers . . . . .	3,644	4.57	2,952	176	474	42	0
Carolyn Rush . . . . .	3,645	4.57	2,957	176	470	42	0
Rochelelle Y. O'Neal . . . . .	356	.45	311	10	31	4	0
Hedy Gist-Ellison. . . . .	215	.27	180	5	23	7	0
Joseph Wheeler. . . . .	324	.41	284	12	24	4	0
Tyler Kissinger . . . . .	3,912	4.91	3,370	106	372	64	0
Adriana Sanchez . . . . .	4,860	6.10	4,165	141	481	73	0
William K. Crosby. . . . .	4,543	5.70	3,876	134	467	66	0
Brendan Houlihan . . . . .	4,763	5.97	4,068	143	476	76	0
Tim Gaffney. . . . .	4,677	5.87	4,002	145	457	73	0
Patricia Guinn. . . . .	4,892	6.14	4,179	153	481	79	0
Vernita Farmer. . . . .	4,202	5.27	3,568	136	426	72	0
Brenda J. Malone . . . . .	4,749	5.96	4,050	145	479	75	0
Theresa McCulley . . . . .	4,641	5.82	3,957	143	465	76	0
Kenzo Emiliano Esquivel. . . . .	2,732	3.43	2,308	79	294	51	0

	TOTAL VOTES	%	ELECTION DAY	VOTE/MAIL	EARLY VOTING	PROVISIONAL	CITY/AURORA
DELEGATE - NATIONAL NOMINATING CONV							
2ND CONGRESSIONAL DISTRICT							
Vote for not more than 8							
Timothy "Tim" Bradford . . . . .	3,388	7.38	2,862	129	363	34	0
Lisa Dugan . . . . .	3,933	8.57	3,339	149	404	41	0
Jaylin Davon McClinton . . . . .	3,053	6.65	2,562	127	333	31	0
Leslie Hairston . . . . .	3,284	7.15	2,765	134	355	30	0
Al Riley . . . . .	3,171	6.91	2,664	127	346	34	0
Toi W. Hutchinson. . . . .	3,717	8.10	3,137	133	409	38	0
Frank M. Zuccarelli . . . . .	3,139	6.84	2,633	131	340	35	0
Donna Miller . . . . .	3,230	7.03	2,709	130	356	35	0
Michael Holmes. . . . .	197	.43	177	6	11	3	0
James Patton . . . . .	230	.50	211	9	10	0	0
Gregory Washington . . . . .	194	.42	177	5	11	1	0
Kenneth Franklin . . . . .	2,167	4.72	1,921	60	166	20	0
Linda Jennings. . . . .	2,661	5.80	2,350	69	212	30	0
Candidate Withdrew . . . . .	0		0	0	0	0	0
Tanya Watkins . . . . .	2,758	6.01	2,436	65	227	30	0
John A. Willard . . . . .	2,194	4.78	1,933	64	173	24	0
Ndidi A. Okakpu . . . . .	2,135	4.65	1,876	56	175	28	0
Carl Camacho . . . . .	2,050	4.46	1,803	57	164	26	0
Laura M. Ortega . . . . .	2,447	5.33	2,143	72	201	31	0
Susan Sadlowski Garza . . . . .	1,967	4.28	1,716	61	163	27	0

DELEGATE - NATIONAL NOMINATING CONV							
3RD CONGRESSIONAL DISTRICT							
Vote for not more than 5							
Colleen Patricia Burns . . . . .	3,982	9.92	3,370	172	404	36	0
Michael E. Hastings . . . . .	3,754	9.35	3,163	167	391	33	0
Clarisol Duque. . . . .	3,266	8.14	2,712	157	364	33	0
Jorge Ramirez . . . . .	3,657	9.11	3,081	153	390	33	0
Shirley Madigan . . . . .	3,587	8.94	3,016	169	369	33	0
Josephine Singler. . . . .	189	.47	158	13	18	0	0
Nancy Heskin Jados . . . . .	233	.58	207	15	11	0	0
Edward D. Maloney. . . . .	321	.80	287	11	21	2	0
David B. Maher. . . . .	210	.52	180	11	17	2	0
Matthew Lafond. . . . .	125	.31	111	7	7	0	0
Nathaniel Harris . . . . .	4,126	10.28	3,643	121	319	43	0
Rebecca Davies. . . . .	4,478	11.15	3,968	130	333	47	0
Daniel Buys. . . . .	3,961	9.87	3,481	119	317	44	0
Myriam Calvache . . . . .	3,849	9.59	3,380	119	308	42	0
Maureen Sullivan . . . . .	4,407	10.98	3,888	130	343	46	0



	TOTAL VOTES	%	ELECTION DAY	VOTE/MAIL	EARLY VOTING	PROVISIONAL	CITY/AURORA
DELEGATE - NATIONAL NOMINATING CONV							
11TH CONGRESSIONAL DISTRICT							
Vote for not more than 5							
Aesook Byon. . . . .	12,986	8.54	10,971	629	1,174	212	0
Alex Arroyo. . . . .	16,065	10.56	13,817	672	1,332	244	0
Gay E. Bruhn . . . . .	12,910	8.49	10,873	643	1,173	221	0
Herbert Brooks, Jr. . . . .	15,486	10.18	13,162	675	1,405	244	0
Linda Chapa Lavia. . . . .	14,712	9.67	12,512	671	1,289	240	0
Barbara I. Hernandez. . . . .	2,065	1.36	1,868	40	125	32	0
Timothy M. Brophy. . . . .	1,791	1.18	1,573	83	111	24	0
John Laesch. . . . .	10,973	7.22	9,784	273	806	110	0
Jesus (Jesse) Medina. . . . .	14,717	9.68	13,102	316	1,136	163	0
Hillary Colby . . . . .	13,033	8.57	11,497	347	1,044	145	0
Jacqueline L. Traynere . . . . .	13,278	8.73	11,685	362	1,075	156	0
Elizabeth Wilke . . . . .	14,133	9.29	12,455	381	1,145	152	0
Ben Mullenbach. . . . .	9,914	6.52	8,723	277	815	99	0

DELEGATE - NATIONAL NOMINATING CONV							
14TH CONGRESSIONAL DISTRICT							
Vote for not more than 4							
Jennifer Bertino-Tarrant . . . . .	4,979	15.15	3,733	143	557	48	498
Jack Franks. . . . .	3,733	11.36	2,742	120	436	33	402
Mark A. Guethle . . . . .	3,679	11.20	2,689	123	438	35	394
Kristina Zahorik . . . . .	3,892	11.85	2,853	117	461	36	425
Robyn Sutcliff. . . . .	3,075	9.36	2,269	78	275	45	408
Luis Aguilar . . . . .	3,683	11.21	2,728	69	318	51	517
Alison Squires. . . . .	3,707	11.28	2,737	89	352	57	472
Peter Grant. . . . .	2,969	9.04	2,235	61	270	41	362
Bonnie Owens . . . . .	3,137	9.55	2,301	72	311	43	410

DELEGATE - NATIONAL NOMINATING CONV							
16TH CONGRESSIONAL DISTRICT							
Vote for not more than 5							
John Daniel. . . . .	893	8.25	753	45	86	9	0
Angela Lynn Macdonald . . . . .	889	8.21	752	43	84	10	0
Sunil Puri . . . . .	754	6.96	627	38	81	8	0
Jackie Richter. . . . .	836	7.72	703	45	81	7	0
Travis Turner . . . . .	784	7.24	656	39	81	8	0
Cameron Zelaya. . . . .	74	.68	69	1	3	1	0
David Trout. . . . .	1,106	10.22	996	30	72	8	0
Art Bardsley . . . . .	1,102	10.18	968	26	94	14	0
Eric Sterling . . . . .	1,211	11.19	1,072	30	94	15	0
Danielle Dixon-Hernandez . . . . .	1,145	10.58	999	32	98	16	0
Angelique Bodine . . . . .	1,101	10.17	968	27	91	15	0
G. Kimball (Kim) MacCloskey . . . . .	931	8.60	813	26	80	12	0

STATE SENATOR 17TH LEGISLATIVE DISTRICT							
Vote for not more than 1							
Donne E. Trotter . . . . .	1,321	100.00	1,154	41	110	16	0

ELECTION SUMMARY

WILL COUNTY, ILLINOIS  
 GENERAL PRIMARY ELECTION  
 MARCH 15, 2016  
 DEMOCRATIC

OFFICIAL RESULTS

	TOTAL VOTES	%	ELECTION DAY	VOTE/MAIL	EARLY VOTING	PROVISIONAL	CITY/AURORA
STATE SENATOR 19TH LEGISLATIVE DISTRICT							
Vote for not more than 1							
McStephen O.A. "Max" Solomon . . . . .	1,597	15.80	1,393	48	135	21	0
Michael E. Hastings . . . . .	8,510	84.20	7,288	286	858	78	0
STATE SENATOR 38TH LEGISLATIVE DISTRICT							
Vote for not more than 1							
Christine Benson . . . . .	1,797	100.00	1,582	62	136	17	0
STATE SENATOR 40TH LEGISLATIVE DISTRICT							
Vote for not more than 1							
Toi W. Hutchinson. . . . .	5,808	100.00	5,082	178	477	71	0
STATE SENATOR 41ST LEGISLATIVE DISTRICT							
Vote for not more than 1							
No Candidate Filed . . . . .	0		0	0	0	0	0
STATE SENATOR 43RD LEGISLATIVE DISTRICT							
Vote for not more than 1							
Pat McGuire. . . . .	24,684	100.00	21,704	723	1,929	328	0
STATE SENATOR 49TH LEGISLATIVE DISTRICT							
Vote for not more than 1							
Jennifer Bertino-Tarrant . . . . .	23,381	100.00	20,782	692	1,653	254	0
REPRESENTATIVE IN THE GENERAL ASSEMBLY							
29TH REPRESENTATIVE DISTRICT							
Vote for not more than 1							
Wilbur "Will" Tillman . . . . .	528	16.82	464	13	43	8	0
Thaddeus Jones. . . . .	1,859	59.22	1,579	60	207	13	0
Kenneth "Kenny" Williams . . . . .	752	23.96	651	29	61	11	0
REPRESENTATIVE IN THE GENERAL ASSEMBLY							
34TH REPRESENTATIVE DISTRICT							
Vote for not more than 1							
Elgie R. Sims, Jr. . . . .	1,299	100.00	1,133	39	111	16	0
REPRESENTATIVE IN THE GENERAL ASSEMBLY							
37TH REPRESENTATIVE DISTRICT							
Vote for not more than 1							
No Candidate Filed . . . . .	0		0	0	0	0	0
REPRESENTATIVE IN THE GENERAL ASSEMBLY							
38TH REPRESENTATIVE DISTRICT							
Vote for not more than 1							
Al Riley. . . . .	1,263	100.00	1,088	46	109	20	0

ELECTION SUMMARY

WILL COUNTY, ILLINOIS  
 GENERAL PRIMARY ELECTION  
 MARCH 15, 2016  
 DEMOCRATIC

OFFICIAL RESULTS

	TOTAL VOTES	%	ELECTION DAY	VOTE/MAIL	EARLY VOTING	PROVISIONAL	CITY/AURORA
REPRESENTATIVE IN THE GENERAL ASSEMBLY							
41ST REPRESENTATIVE DISTRICT							
Vote for not more than 1							
No Candidate Filed . . . . .	0		0	0	0	0	0
REPRESENTATIVE IN THE GENERAL ASSEMBLY							
75TH REPRESENTATIVE DISTRICT							
Vote for not more than 1							
Martha J. Shugart. . . . .	1,792	100.00	1,578	64	135	15	0
REPRESENTATIVE IN THE GENERAL ASSEMBLY							
79TH REPRESENTATIVE DISTRICT							
Vote for not more than 1							
Katherine "Kate" Cloonen . . . . .	412	100.00	355	9	44	4	0
REPRESENTATIVE IN THE GENERAL ASSEMBLY							
80TH REPRESENTATIVE DISTRICT							
Vote for not more than 1							
Anthony DeLuca. . . . .	5,360	100.00	4,694	166	434	66	0
REPRESENTATIVE IN THE GENERAL ASSEMBLY							
81ST REPRESENTATIVE DISTRICT							
Vote for not more than 1							
Greg Hose . . . . .	401	100.00	346	11	39	5	0
REPRESENTATIVE IN THE GENERAL ASSEMBLY							
82ND REPRESENTATIVE DISTRICT							
Vote for not more than 1							
No Candidate Filed . . . . .	0		0	0	0	0	0
REPRESENTATIVE IN THE GENERAL ASSEMBLY							
84TH REPRESENTATIVE DISTRICT							
Vote for not more than 1							
Stephanie A. Kifowit. . . . .	2,237	100.00	909	23	121	13	1,171
REPRESENTATIVE IN THE GENERAL ASSEMBLY							
85TH REPRESENTATIVE DISTRICT							
Vote for not more than 1							
Emily McAsey . . . . .	10,921	100.00	9,986	298	510	127	0
REPRESENTATIVE IN THE GENERAL ASSEMBLY							
86TH REPRESENTATIVE DISTRICT							
Vote for not more than 1							
Lawrence "Larry" Walsh, Jr. . . . .	13,529	100.00	11,541	416	1,376	196	0

ELECTION SUMMARY

WILL COUNTY, ILLINOIS  
 GENERAL PRIMARY ELECTION  
 MARCH 15, 2016  
 DEMOCRATIC

OFFICIAL RESULTS

	TOTAL VOTES	%	ELECTION DAY	VOTE/MAIL	EARLY VOTING	PROVISIONAL	CITY/AURORA
REPRESENTATIVE IN THE GENERAL ASSEMBLY							
97TH REPRESENTATIVE DISTRICT							
Vote for not more than 1							
No Candidate Filed . . . . .	0		0	0	0	0	0
REPRESENTATIVE IN THE GENERAL ASSEMBLY							
98TH REPRESENTATIVE DISTRICT							
Vote for not more than 1							
Natalie A. Manley. . . . .	14,144	100.00	12,740	439	817	148	0
CIRCUIT CLERK							
Vote for not more than 1							
Andrea Lynn Chasteen. . . . .	53,721	68.64	46,162	1,579	4,413	651	916
Robert "Bob" Enright. . . . .	24,152	30.86	21,115	684	1,811	260	282
WRITE-IN. . . . .	389	.50	331	14	37	7	0
RECORDER OF DEEDS							
Vote for not more than 1							
Karen A. Stukel . . . . .	76,763	100.00	66,264	2,270	6,202	888	1,139
STATE'S ATTORNEY							
Vote for not more than 1							
James W. Glasgow . . . . .	77,531	100.00	66,971	2,279	6,233	900	1,148
COUNTY AUDITOR							
Vote for not more than 1							
Kevin "Duffy" Blackburn. . . . .	76,039	100.00	65,646	2,246	6,108	901	1,138
CORONER							
Vote for not more than 1							
Patrick K. O'Neil. . . . .	77,959	100.00	67,318	2,303	6,291	901	1,146
CHIEF EXECUTIVE OFFICER							
Vote for not more than 1							
Lawrence M. "Larry" Walsh . . . . .	74,679	100.00	64,258	2,257	6,084	880	1,200
COUNTY BOARD MEMBER DISTRICT ONE							
Vote for not more than 2							
Laurie Summers. . . . .	3,256	27.84	2,743	133	346	34	0
Robert E. Howard . . . . .	2,417	20.67	2,110	80	202	25	0
Joseph E. Roudez, III . . . . .	1,812	15.49	1,659	31	105	17	0
Sherry Newquist . . . . .	2,158	18.45	1,810	85	228	35	0
Chere'se L. Williams. . . . .	2,053	17.55	1,787	46	202	18	0



ELECTION SUMMARY

WILL COUNTY, ILLINOIS  
 GENERAL PRIMARY ELECTION  
 MARCH 15, 2016  
 DEMOCRATIC

OFFICIAL RESULTS

	TOTAL VOTES	%	ELECTION DAY	VOTE/MAIL	EARLY VOTING	PROVISIONAL	CITY/AURORA
<b>COUNTY BOARD MEMBER DISTRICT THREE</b>							
Vote for not more than 2							
Elizabeth "Beth" Rice . . . . .	5,353	62.58	4,918	121	259	55	0
Donald A. Moran . . . . .	3,156	36.90	2,876	88	154	38	0
WRITE-IN. . . . .	45	.53	37	3	5	0	0
<b>COUNTY BOARD MEMBER DISTRICT FOUR</b>							
Vote for not more than 2							
Jacqueline L. Traynere . . . . .	5,324	57.47	4,899	157	187	81	0
Kenneth Harris. . . . .	3,940	42.53	3,631	122	123	64	0
<b>COUNTY BOARD MEMBER DISTRICT SIX</b>							
Vote for not more than 2							
Joe VanDuyne . . . . .	5,278	100.00	4,566	174	487	51	0
No Candidate Filed . . . . .	0		0	0	0	0	0
<b>COUNTY BOARD MEMBER DISTRICT SEVEN</b>							
Vote for not more than 2							
Kyle P. Killacky . . . . .	4,556	100.00	3,907	165	434	50	0
No Candidate Filed . . . . .	0		0	0	0	0	0
<b>COUNTY BOARD MEMBER DISTRICT EIGHT</b>							
Vote for not more than 2							
Herbert Brooks, Jr. . . . .	4,547	51.55	3,807	126	553	61	0
Denise E. Winfrey. . . . .	4,274	48.45	3,558	127	528	61	0
<b>COUNTY BOARD MEMBER DISTRICT TEN</b>							
Vote for not more than 2							
Tyler J. Marcum . . . . .	4,602	57.79	3,973	183	374	72	0
Joe Carlasare . . . . .	3,361	42.21	2,880	147	290	44	0
<b>COUNTY BOARD MEMBER DISTRICT TWELVE</b>							
Vote for not more than 2							
Larry Gilman . . . . .	5,027	100.00	4,277	131	587	32	0
No Candidate Filed . . . . .	0		0	0	0	0	0
<b>COUNTY BOARD MEMBER DISTRICT THIRTEEN</b>							
Vote for not more than 2							
Bill Thoman. . . . .	3,894	49.05	3,382	180	280	52	0
Mark Ferry . . . . .	4,045	50.95	3,523	186	286	50	0

ELECTION SUMMARY

WILL COUNTY, ILLINOIS  
 GENERAL PRIMARY ELECTION  
 MARCH 15, 2016  
 NONPARTISAN

OFFICIAL RESULTS

	TOTAL VOTES	%	ELECTION DAY	VOTE/MAIL	EARLY VOTING	PROVISIONAL	CITY/AURORA
<b>VILLAGE OF BEECHER REFERENDUM</b>							
Vote for not more than 1							
YES . . . . .	745	64.78	659	25	55	6	0
NO. . . . .	405	35.22	380	6	17	2	0
<b>VILLAGE OF HOMER GLEN REFERENDUM</b>							
Vote for not more than 1							
YES . . . . .	6,636	89.06	5,560	244	742	90	0
NO. . . . .	815	10.94	700	19	87	9	0
<b>HOMER TOWNSHIP REFERENDUM</b>							
Vote for not more than 1							
YES . . . . .	9,475	87.25	8,131	339	888	117	0
NO. . . . .	1,385	12.75	1,234	24	115	12	0
<b>FRANKFORT SQUARE PARK DISTRICT REFERENDUM</b>							
Vote for not more than 1							
YES . . . . .	2,348	47.72	2,061	81	180	26	0
NO. . . . .	2,572	52.28	2,317	76	150	29	0
<b>PLAINFIELD PUBLIC LIBRARY DISTRICT PROPOSITION TO ISSUE BONDS</b>							
Vote for not more than 1							
YES . . . . .	8,233	44.23	7,232	224	696	81	0
NO. . . . .	10,382	55.77	9,089	337	811	145	0
<b>PLAINFIELD PUBLIC LIBRARY DISTRICT PROPOSITION TO INCREASE THE LIMITING RATE</b>							
Vote for not more than 1							
YES . . . . .	5,656	30.73	4,907	173	512	64	0
NO. . . . .	12,752	69.27	11,241	380	972	159	0
<b>WHITE OAK LIBRARY REFERENDUM</b>							
Vote for not more than 1							
YES . . . . .	5,631	34.61	4,880	262	421	68	0
NO. . . . .	10,639	65.39	9,374	487	678	100	0
<b>PEOTONE CUSD 207-U REFERENDUM</b>							
Vote for not more than 1							
YES . . . . .	1,008	25.34	900	18	82	8	0
NO. . . . .	2,970	74.66	2,531	133	246	60	0
<b>TAFT SCHOOL DISTRICT 90 REFERENDUM</b>							
Vote for not more than 1							
YES . . . . .	443	44.04	394	12	33	4	0
NO. . . . .	563	55.96	463	32	58	10	0

ELECTION SUMMARY

WILL COUNTY, ILLINOIS  
GENERAL PRIMARY ELECTION  
MARCH 15, 2016  
NONPARTISAN

OFFICIAL RESULTS

REPORT-EL45A PAGE 012

	TOTAL VOTES	%	ELECTION DAY	VOTE/MAIL	EARLY VOTING	PROVISIONAL	CITY/AURORA
NORTHWEST HOMER FIRE PROTECTION DISTRICT REFERENDUM							
Vote for not more than 1							
YES . . . . .	2,303	50.76	1,932	77	267	27	0
NO. . . . .	2,234	49.24	1,870	102	230	32	0



**Nancy Schultz Voots**

W I L L C O U N T Y C L E R K



**Democratic Party**

**CITY OF  
AURORA  
RESULTS**

**SUMMARY &  
PRECINCT DETAILS**



AURORA ELECTION COMMISSION  
ELECTION SUMMARY REPORT  
GENERAL PRIMARY ELECTION  
MARCH 15, 2016  
OFFICIAL RESULTS  
WILL COUNTY

Date:03/30/16  
Time:18:40:11  
Page:1 of 3

Registered Voters 5997 - Cards Cast 2392 39.89%

Num. Report Precinct 7 - Num. Reporting 7 100.00%

D U.S. PRESIDENT		D		Total
Number of Precincts				7
Precincts Reporting				7 100.0 %
Times Counted		1446/5997	24.1 %	
Total Votes				1445
H CLINTON	D	631	43.67%	
W WILSON	D	1	0.07%	
M O'MALLEY	D	1	0.07%	
R DE LA FUENTE	D	0	0.00%	
L COHEN	D	0	0.00%	
B SANDERS	D	812	56.19%	

D 14TH CONGRESS DIST REP		D		Total
Number of Precincts				7
Precincts Reporting				7 100.0 %
Times Counted		1446/5997	24.1 %	
Total Votes				1206
JIM WALZ	D	456	37.81%	
JOHN J HOSTA	D	427	35.41%	
JESSE MAGGITT	D	323	26.78%	

D U.S. PRESIDENT 14TH CONG		D		Total
Number of Precincts				7
Precincts Reporting				7 100.0 %
Times Counted		1446/5997	24.1 %	
Total Votes				1445
H CLINTON	D	631	43.67%	
W WILSON	D	1	0.07%	
M O'MALLEY	D	1	0.07%	
R DE LA FUENTE	D	0	0.00%	
L COHEN	D	0	0.00%	
B SANDERS	D	812	56.19%	

D DELEGATE-14TH D		D		Total
Number of Precincts				7
Precincts Reporting				7 100.0 %
Times Counted		1446/5997	24.1 %	
Total Votes				3888
JENNIFER BERTINO-TAR	D	498	12.81%	
JACK FRANKS	D	402	10.34%	
MARK A. GUETHLE	D	394	10.13%	
KRISTINA ZAHORIK	D	425	10.93%	
ROBYN SUTCLIFF	D	408	10.49%	
LUIS AGUILAR	D	517	13.30%	
ALISON SQUIRES	D	472	12.14%	
PETER GRANT	D	362	9.31%	
BONNIE OWENS	D	410	10.55%	

D US SENATOR		D		Total
Number of Precincts				7
Precincts Reporting				7 100.0 %
Times Counted		1446/5997	24.1 %	
Total Votes				1349
ANDREA ZOPP	D	303	22.46%	
TAMMY DUCKWORTH	D	914	67.75%	
NAPOLEON HARRIS	D	132	9.79%	

D ST SENATOR - 49TH DIST		D		Total
Number of Precincts				1
Precincts Reporting				1 100.0 %
Times Counted		0/0		
Total Votes				0
J.BERTINO-TARRANT	D	0	N/A	

D COMPROLLER-UNEXPIRED		D		Total
Number of Precincts				7
Precincts Reporting				7 100.0 %
Times Counted		1432/5997	23.9 %	
Total Votes				1192
S. MENDOZA	D	1192	100.00%	

D 84TH GEN ASSEMBLY REP		D		Total
Number of Precincts				7
Precincts Reporting				7 100.0 %
Times Counted		1432/5997	23.9 %	
Total Votes				1171
STEPH. KIFOWIT	D	1171	100.00%	

D 97TH GEN ASSEMBLY REP		D		Total
Number of Precincts				1
Precincts Reporting				1 100.0 %
Times Counted		0/0		
Total Votes				0
NO CANDIDATE		0	N/A	

**AURORA ELECTION COMMISSION**  
**ELECTION SUMMARY REPORT**  
**GENERAL PRIMARY ELECTION**  
**MARCH 15, 2016**  
**OFFICIAL RESULTS**  
**WILL COUNTY**

Date:03/30/16  
 Time:18:40:11  
 Page:2 of 3

Registered Voters 5997 - Cards Cast 2392 39.89%

Num. Report Precinct 7 - Num. Reporting 7 100.00%

D CEO- WILL		D	
		Total	
Number of Precincts		7	
Precincts Reporting		7	100.0 %
Times Counted	1432/5997		23.9 %
Total Votes		1200	
'LARRY' WALSH	D	1200	100.00%

D Ward 09 Pct 04 COMMITTEEMAN		D	
		Total	
Number of Precincts		1	
Precincts Reporting		1	100.0 %
Times Counted	84/948		8.9 %
Total Votes		0	
No Candidate		0	N/A

D CIRCUIT COURT CLERK-WILL		D	
		Total	
Number of Precincts		7	
Precincts Reporting		7	100.0 %
Times Counted	1432/5997		23.9 %
Total Votes		1198	
ANDREA CHASTEEN	D	916	76.46%
'BOB' ENRIGHT	D	282	23.54%

D Ward 09 Pct 05 COMMITTEEMAN		D	
		Total	
Number of Precincts		1	
Precincts Reporting		1	100.0 %
Times Counted	44/812		5.4 %
Total Votes		0	
No Candidate		0	N/A

D AUDITOR- WILL		D	
		Total	
Number of Precincts		7	
Precincts Reporting		7	100.0 %
Times Counted	1432/5997		23.9 %
Total Votes		1138	
KEVIN BLACKBURN	D	1138	100.00%

D Ward 09 Pct 06 COMMITTEEMAN		D	
		Total	
Number of Precincts		1	
Precincts Reporting		1	100.0 %
Times Counted	111/861		12.9 %
Total Votes		0	
No Candidate		0	N/A

D CORONER- WILL		D	
		Total	
Number of Precincts		7	
Precincts Reporting		7	100.0 %
Times Counted	1432/5997		23.9 %
Total Votes		1146	
PAT O'NEIL	D	1146	100.00%

D Ward 09 Pct 07 COMMITTEEMAN		D	
		Total	
Number of Precincts		1	
Precincts Reporting		1	100.0 %
Times Counted	68/1041		6.5 %
Total Votes		0	
No Candidate		0	N/A

D RECORDER- WILL		D	
		Total	
Number of Precincts		7	
Precincts Reporting		7	100.0 %
Times Counted	1432/5997		23.9 %
Total Votes		1139	
KAREN STUKEL	D	1139	100.00%

D Ward 09 Pct 08 COMMITTEEMAN		D	
		Total	
Number of Precincts		1	
Precincts Reporting		1	100.0 %
Times Counted	268/970		27.6 %
Total Votes		232	
Edward J. Bugg	D	232	100.00%

D STATE'S ATTY-WILL		D	
		Total	
Number of Precincts		7	
Precincts Reporting		7	100.0 %
Times Counted	1432/5997		23.9 %
Total Votes		1148	
JAMES GLASGOW	D	1148	100.00%

D Ward 09 Pct 09 COMMITTEEMAN		D	
		Total	
Number of Precincts		1	
Precincts Reporting		1	100.0 %
Times Counted	62/895		6.9 %
Total Votes		0	
No Candidate		0	N/A

**AURORA ELECTION COMMISSION**  
**ELECTION SUMMARY REPORT**  
**GENERAL PRIMARY ELECTION**  
**MARCH 15, 2016**  
**OFFICIAL RESULTS**  
**WILL COUNTY**

Date:03/30/16  
 Time:18:40:11  
 Page:3 of 3

Registered Voters 5997 - Cards Cast 2392 39.89%

Num. Report Precinct 7 - Num. Reporting 7 100.00%

D Ward 09 Pct 10 COMMITTEEMAN D		Total	
Number of Precincts		1	
Precincts Reporting		1	100.0 %
Times Counted	17/470		3.6 %
Total Votes		0	
No Candidate		0	N/A

AURORA ELECTION COMMISSION  
 OFFICIAL RESULTS  
 STATEMENT OF VOTES CAST  
 GENERAL PRIMARY ELECTION  
 MARCH 15, 2016  
 WILL COUNTY

Date:03/29/16  
 Time:20:27:31  
 Page:1 of 21

	TURN OUT		
	Reg. Voters	Cards Cast	% Turnout
Jurisdiction Wide			
Ward 09 Pct 04	948	376	39.66%
Ward 09 Pct 05	812	325	40.02%
Ward 09 Pct 06	861	337	39.14%
Ward 09 Pct 07	1041	449	43.13%
Ward 09 Pct 08	970	383	39.48%
Ward 09 Pct 09	895	331	36.98%
Ward 09 Pct 10	470	191	40.64%
Total	5997	2392	39.89%



**AURORA ELECTION COMMISSION**  
**OFFICIAL RESULTS**  
**STATEMENT OF VOTES CAST**  
**GENERAL PRIMARY ELECTION**  
**MARCH 15, 2016**  
**WILL COUNTY**

Date:03/29/16  
 Time:20:27:31  
 Page:2 of 21

D.U.S. PRESIDENT											
	Reg. Voters	Times Counted	Total Votes	H CLINTON (D)		W WILSON (D)		M O'MALLEY (D)		R DE LA FUENTE (D)	
Jurisdiction Wide											
Ward 09 Pct 04	948	210	210	90	42.86%	0	0.00%	1	0.48%	0	0.00%
Ward 09 Pct 05	812	193	193	85	44.04%	0	0.00%	0	0.00%	0	0.00%
Ward 09 Pct 06	861	228	227	100	44.05%	0	0.00%	0	0.00%	0	0.00%
Ward 09 Pct 07	1041	240	240	118	49.17%	0	0.00%	0	0.00%	0	0.00%
Ward 09 Pct 08	970	269	269	123	45.72%	0	0.00%	0	0.00%	0	0.00%
Ward 09 Pct 09	895	192	192	73	38.02%	0	0.00%	0	0.00%	0	0.00%
Ward 09 Pct 10	470	114	114	42	36.84%	1	0.88%	0	0.00%	0	0.00%
<b>Total</b>	<b>5997</b>	<b>1446</b>	<b>1445</b>	<b>631</b>	<b>43.67%</b>	<b>1</b>	<b>0.07%</b>	<b>1</b>	<b>0.07%</b>	<b>0</b>	<b>0.00%</b>

**AURORA ELECTION COMMISSION**  
**OFFICIAL RESULTS**  
**STATEMENT OF VOTES CAST**  
**GENERAL PRIMARY ELECTION**  
**MARCH 15, 2016**  
**WILL COUNTY**

Date:03/29/16  
 Time:20:27:31  
 Page:3 of 21

	D U.S. PRESIDENT					
	L COHEN (D)		B SANDERS (D)		Write-In Votes	
Jurisdiction Wide						
Ward 09 Pct 04	0	0.00%	119	56.67%	0	0.00%
Ward 09 Pct 05	0	0.00%	108	55.96%	0	0.00%
Ward 09 Pct 06	0	0.00%	127	55.95%	0	0.00%
Ward 09 Pct 07	0	0.00%	122	50.83%	0	0.00%
Ward 09 Pct 08	0	0.00%	146	54.28%	0	0.00%
Ward 09 Pct 09	0	0.00%	119	61.98%	0	0.00%
Ward 09 Pct 10	0	0.00%	71	62.28%	0	0.00%
Total	0	0.00%	812	56.19%	0	0.00%

**AURORA ELECTION COMMISSION**  
**OFFICIAL RESULTS**  
**STATEMENT OF VOTES CAST**  
**GENERAL PRIMARY ELECTION**  
**MARCH 15, 2016**  
**WILL COUNTY**

Date:03/29/16  
 Time:20:27:31  
 Page:4 of 21

D U.S. PRESIDENT 14TH CONG

	Reg. Voters	Times Counted	Total Votes	H CLINTON (D)	W WILSON (D)	M O'MALLEY (D)	R DE LA FUENTE (D)
Jurisdiction Wide							
Ward 09 Pct 04	948	210	210	90 42.86%	0 0.00%	1 0.48%	0 0.00%
Ward 09 Pct 05	812	193	193	85 44.04%	0 0.00%	0 0.00%	0 0.00%
Ward 09 Pct 06	861	228	227	100 44.05%	0 0.00%	0 0.00%	0 0.00%
Ward 09 Pct 07	1041	240	240	118 49.17%	0 0.00%	0 0.00%	0 0.00%
Ward 09 Pct 08	970	269	269	123 45.72%	0 0.00%	0 0.00%	0 0.00%
Ward 09 Pct 09	895	192	192	73 38.02%	0 0.00%	0 0.00%	0 0.00%
Ward 09 Pct 10	470	114	114	42 36.84%	1 0.88%	0 0.00%	0 0.00%
<b>Total</b>	<b>5997</b>	<b>1446</b>	<b>1445</b>	<b>631 43.67%</b>	<b>1 0.07%</b>	<b>1 0.07%</b>	<b>0 0.00%</b>

**AURORA ELECTION COMMISSION**  
**OFFICIAL RESULTS**  
**STATEMENT OF VOTES CAST**  
**GENERAL PRIMARY ELECTION**  
**MARCH 15, 2016**  
**WILL COUNTY**

Date:03/29/16  
 Time:20:27:31  
 Page:5 of 21

	D U.S. PRESIDENT 14TH CONG					
	L COHEN (D)		B SANDERS (D)		Write-In Votes	
Jurisdiction Wide						
Ward 09 Pct 04	0	0.00%	119	56.67%	0	0.00%
Ward 09 Pct 05	0	0.00%	108	55.96%	0	0.00%
Ward 09 Pct 06	0	0.00%	127	55.95%	0	0.00%
Ward 09 Pct 07	0	0.00%	122	50.83%	0	0.00%
Ward 09 Pct 08	0	0.00%	146	54.28%	0	0.00%
Ward 09 Pct 09	0	0.00%	119	61.98%	0	0.00%
Ward 09 Pct 10	0	0.00%	71	62.28%	0	0.00%
Total	0	0.00%	812	56.19%	0	0.00%

**AURORA ELECTION COMMISSION**  
**OFFICIAL RESULTS**  
**STATEMENT OF VOTES CAST**  
**GENERAL PRIMARY ELECTION**  
**MARCH 15, 2016**  
**WILL COUNTY**

Date:03/29/16  
 Time:20:27:31  
 Page:6 of 21

D US SENATOR									
	Reg. Voters	Times Counted	Total Votes	ANDREA ZOPP (D)		TAMMY DUCKWORTH (D)		NAPOLEON HARRIS (D)	
Jurisdiction Wide									
Ward 09 Pct 04	948	210	188	37	19.68%	133	70.74%	18	9.57%
Ward 09 Pct 05	812	193	178	45	25.28%	120	67.42%	13	7.30%
Ward 09 Pct 06	861	228	218	44	20.18%	153	70.18%	21	9.63%
Ward 09 Pct 07	1041	240	227	53	23.35%	149	65.64%	25	11.01%
Ward 09 Pct 08	970	269	257	52	20.23%	178	69.26%	27	10.51%
Ward 09 Pct 09	895	192	179	43	24.02%	117	65.36%	19	10.61%
Ward 09 Pct 10	470	114	102	29	28.43%	64	62.75%	9	8.82%
Total	5997	1446	1349	303	22.46%	914	67.75%	132	9.79%

**AURORA ELECTION COMMISSION**  
**OFFICIAL RESULTS**  
**STATEMENT OF VOTES CAST**  
**GENERAL PRIMARY ELECTION**  
**MARCH 15, 2016**  
**WILL COUNTY**

Date:03/29/16  
 Time:20:27:31  
 Page:7 of 21

D COMPTRROLLER-UNEXPIRED				
	Reg. Voters	Times Counted	Total Votes	S. MENDOZA (D)
Jurisdiction Wide				
Ward 09 Pct 04	948	210	160	160 100.00%
Ward 09 Pct 05	812	193	154	154 100.00%
Ward 09 Pct 06	861	226	185	185 100.00%
Ward 09 Pct 07	1041	239	202	202 100.00%
Ward 09 Pct 08	970	268	240	240 100.00%
Ward 09 Pct 09	895	192	164	164 100.00%
Ward 09 Pct 10	470	104	87	87 100.00%
<b>Total</b>	<b>5997</b>	<b>1432</b>	<b>1192</b>	<b>1192 100.00%</b>

**AURORA ELECTION COMMISSION**  
**OFFICIAL RESULTS**  
**STATEMENT OF VOTES CAST**  
**GENERAL PRIMARY ELECTION**  
**MARCH 15, 2016**  
**WILL COUNTY**

Date:03/29/16  
 Time:20:27:31  
 Page:8 of 21

D 14TH CONGRESS DIST REP

	Reg. Voters	Times Counted	Total Votes	JIM WALZ (D)	JOHN J HOSTA (D)	JESSE MAGGITT (D)
Jurisdiction Wide						
Ward 09 Pct 04	948	210	162	59 36.42%	50 30.86%	53 32.72%
Ward 09 Pct 05	812	193	161	62 38.51%	60 37.27%	39 24.22%
Ward 09 Pct 06	861	228	193	77 39.90%	70 36.27%	46 23.83%
Ward 09 Pct 07	1041	240	201	77 38.31%	63 31.34%	61 30.35%
Ward 09 Pct 08	970	269	241	94 39.00%	90 37.34%	57 23.65%
Ward 09 Pct 09	895	192	160	51 31.88%	60 37.50%	49 30.63%
Ward 09 Pct 10	470	114	88	36 40.91%	34 38.64%	18 20.45%
Total	5997	1446	1206	456 37.81%	427 35.41%	323 26.78%

**AURORA ELECTION COMMISSION**  
**OFFICIAL RESULTS**  
**STATEMENT OF VOTES CAST**  
**GENERAL PRIMARY ELECTION**  
**MARCH 15, 2016**  
**WILL COUNTY**

Date:03/29/16  
 Time:20:27:31  
 Page:9 of 21

D DELEGATE-14TH D

	Reg. Voters	Times Counted	Total Votes	JENNIFER BERTINO-TAR (D)	JACK FRANKS (D)	MARK A. GUETHLE (D)
Jurisdiction Wide						
Ward 09 Pct 04	948	210	544	71 13.05%	50 9.19%	53 9.74%
Ward 09 Pct 05	812	193	513	66 12.87%	53 10.33%	54 10.53%
Ward 09 Pct 06	861	228	624	81 12.98%	64 10.26%	64 10.26%
Ward 09 Pct 07	1041	240	701	91 12.98%	78 11.13%	66 9.42%
Ward 09 Pct 08	970	269	739	104 14.07%	87 11.77%	90 12.18%
Ward 09 Pct 09	895	192	528	55 10.42%	47 8.90%	42 7.95%
Ward 09 Pct 10	470	114	239	30 12.55%	23 9.62%	25 10.46%
Total	5997	1446	3888	498 12.81%	402 10.34%	394 10.13%



**AURORA ELECTION COMMISSION**  
**OFFICIAL RESULTS**  
**STATEMENT OF VOTES CAST**  
**GENERAL PRIMARY ELECTION**  
**MARCH 15, 2016**  
**WILL COUNTY**

Date:03/29/16  
 Time:20:27:31  
 Page:10 of 21

D DELEGATE-14TH D

	KRISTINA ZAHORIK (D)	ROBYN SUTCLIFF (D)	LUIS AGUILAR (D)	ALISON SQUIRES (D)	PETER GRANT (D)
Jurisdiction Wide					
Ward 09 Pct 04	56 10.29%	53 9.74%	74 13.60%	77 14.15%	50 9.19%
Ward 09 Pct 05	53 10.33%	64 12.48%	60 11.70%	64 12.48%	46 8.97%
Ward 09 Pct 06	66 10.58%	61 9.78%	90 14.42%	75 12.02%	59 9.46%
Ward 09 Pct 07	88 12.55%	70 9.99%	94 13.41%	83 11.84%	56 7.99%
Ward 09 Pct 08	93 12.58%	70 9.47%	91 12.31%	75 10.15%	56 7.58%
Ward 09 Pct 09	48 9.09%	67 12.69%	69 13.07%	71 13.45%	68 12.88%
Ward 09 Pct 10	21 8.79%	23 9.62%	39 16.32%	27 11.30%	27 11.30%
Total	425 10.93%	408 10.49%	517 13.30%	472 12.14%	362 9.31%

**AURORA ELECTION COMMISSION**  
**OFFICIAL RESULTS**  
**STATEMENT OF VOTES CAST**  
**GENERAL PRIMARY ELECTION**  
**MARCH 15, 2016**  
**WILL COUNTY**

Date:03/29/16  
 Time:20:27:31  
 Page:11 of 21

	D DELEGATE-14TH D		D ST SENATOR - 49TH DIST			
	BONNIE OWENS (D)		Reg. Voters	Times Counted	Total Votes	J.BERTINO-TARI (D)
Jurisdiction Wide						
Ward 09 Pct 04	60	11.03%	-	-	-	-
Ward 09 Pct 05	53	10.33%	-	-	-	-
Ward 09 Pct 06	64	10.26%	-	-	-	-
Ward 09 Pct 07	75	10.70%	-	-	-	-
Ward 09 Pct 08	73	9.88%	-	-	-	-
Ward 09 Pct 09	61	11.55%	-	-	-	-
Ward 09 Pct 10	24	10.04%	0	0	0	0
Total	410	10.55%	0	0	0	0

**AURORA ELECTION COMMISSION**  
**OFFICIAL RESULTS**  
**STATEMENT OF VOTES CAST**  
**GENERAL PRIMARY ELECTION**  
**MARCH 15, 2016**  
**WILL COUNTY**

Date:03/29/16  
 Time:20:27:31  
 Page:12 of 21

D 84TH GEN ASSEMBLY REP				
	Reg. Voters	Times Counted	Total Votes	STEPH. KIFOWIT (D)
Jurisdiction Wide				
Ward 09 Pct 04	948	210	159	159 100.00%
Ward 09 Pct 05	812	193	148	148 100.00%
Ward 09 Pct 06	861	226	189	189 100.00%
Ward 09 Pct 07	1041	239	201	201 100.00%
Ward 09 Pct 08	970	268	237	237 100.00%
Ward 09 Pct 09	895	192	150	150 100.00%
Ward 09 Pct 10	470	104	87	87 100.00%
<b>Total</b>	<b>5997</b>	<b>1432</b>	<b>1171</b>	<b>1171 100.00%</b>

AURORA ELECTION COMMISSION  
 OFFICIAL RESULTS  
 STATEMENT OF VOTES CAST  
 GENERAL PRIMARY ELECTION  
 MARCH 15, 2016  
 WILL COUNTY

Date:03/29/16  
 Time:20:27:32  
 Page:13 of 21

D CEO- WILL				
	Reg. Voters	Times Counted	Total Votes	'LARRY' WALSH (D)
Jurisdiction Wide				
Ward 09 Pct 04	948	210	162	162 100.00%
Ward 09 Pct 05	812	193	155	155 100.00%
Ward 09 Pct 06	861	226	196	196 100.00%
Ward 09 Pct 07	1041	239	202	202 100.00%
Ward 09 Pct 08	970	268	238	238 100.00%
Ward 09 Pct 09	895	192	160	160 100.00%
Ward 09 Pct 10	470	104	87	87 100.00%
Total	5997	1432	1200	1200 100.00%

**AURORA ELECTION COMMISSION**  
**OFFICIAL RESULTS**  
**STATEMENT OF VOTES CAST**  
**GENERAL PRIMARY ELECTION**  
**MARCH 15, 2016**  
**WILL COUNTY**

Date:03/29/16  
 Time:20:27:32  
 Page:14 of 21

D CIRCUIT COURT CLERK-WILL

	Reg. Voters	Times Counted	Total Votes	ANDREA CHASTEEN (D)	'BOB' ENRIGHT (D)
Jurisdiction Wide					
Ward 09 Pct 04	948	210	163	130 79.75%	33 20.25%
Ward 09 Pct 05	812	193	158	118 74.68%	40 25.32%
Ward 09 Pct 06	861	226	196	142 72.45%	54 27.55%
Ward 09 Pct 07	1041	239	201	162 80.60%	39 19.40%
Ward 09 Pct 08	970	268	235	181 77.02%	54 22.98%
Ward 09 Pct 09	895	192	164	119 72.56%	45 27.44%
Ward 09 Pct 10	470	104	81	64 79.01%	17 20.99%
<b>Total</b>	<b>5997</b>	<b>1432</b>	<b>1198</b>	<b>916 76.46%</b>	<b>282 23.54%</b>

**AURORA ELECTION COMMISSION**  
**OFFICIAL RESULTS**  
**STATEMENT OF VOTES CAST**  
**GENERAL PRIMARY ELECTION**  
**MARCH 15, 2016**  
**WILL COUNTY**

Date:03/29/16  
 Time:20:27:32  
 Page:15 of 21

D AUDITOR- WILL

	Reg. Voters	Times Counted	Total Votes	KEVIN BLACKBURN (D)
Jurisdiction Wide				
Ward 09 Pct 04	948	210	159	159 100.00%
Ward 09 Pct 05	812	193	141	141 100.00%
Ward 09 Pct 06	861	226	185	185 100.00%
Ward 09 Pct 07	1041	239	187	187 100.00%
Ward 09 Pct 08	970	268	228	228 100.00%
Ward 09 Pct 09	895	192	159	159 100.00%
Ward 09 Pct 10	470	104	79	79 100.00%
<b>Total</b>	<b>5997</b>	<b>1432</b>	<b>1138</b>	<b>1138 100.00%</b>

AURORA ELECTION COMMISSION  
 OFFICIAL RESULTS  
 STATEMENT OF VOTES CAST  
 GENERAL PRIMARY ELECTION  
 MARCH 15, 2016  
 WILL COUNTY

Date:03/29/16  
 Time:20:27:32  
 Page:16 of 21

D CORONER- WILL				
	Reg. Voters	Times Counted	Total Votes	PAT O'NEIL (D)
Jurisdiction Wide				
Ward 09 Pct 04	948	210	162	162 100.00%
Ward 09 Pct 05	812	193	141	141 100.00%
Ward 09 Pct 06	861	226	188	188 100.00%
Ward 09 Pct 07	1041	239	189	189 100.00%
Ward 09 Pct 08	970	268	229	229 100.00%
Ward 09 Pct 09	895	192	158	158 100.00%
Ward 09 Pct 10	470	104	79	79 100.00%
Total	5997	1432	1146	1146 100.00%

**AURORA ELECTION COMMISSION**  
**OFFICIAL RESULTS**  
**STATEMENT OF VOTES CAST**  
**GENERAL PRIMARY ELECTION**  
**MARCH 15, 2016**  
**WILL COUNTY**

Date:03/29/16  
 Time:20:27:32  
 Page:17 of 21

	D RECORDER- WILL			
	Reg. Voters	Times Counted	Total Votes	KAREN STUKEL (D)
Jurisdiction Wide				
Ward 09 Pct 04	948	210	158	158 100.00%
Ward 09 Pct 05	812	193	143	143 100.00%
Ward 09 Pct 06	861	226	183	183 100.00%
Ward 09 Pct 07	1041	239	190	190 100.00%
Ward 09 Pct 08	970	268	224	224 100.00%
Ward 09 Pct 09	895	192	160	160 100.00%
Ward 09 Pct 10	470	104	81	81 100.00%
<b>Total</b>	<b>5997</b>	<b>1432</b>	<b>1139</b>	<b>1139 100.00%</b>



**AURORA ELECTION COMMISSION**  
**OFFICIAL RESULTS**  
**STATEMENT OF VOTES CAST**  
**GENERAL PRIMARY ELECTION**  
**MARCH 15, 2016**  
**WILL COUNTY**

Date:03/29/16  
 Time:20:27:32  
 Page:18 of 21

	D STATE'S ATTY-WILL				D Ward 09 Pct 04 COMMITTEEMAN			
	Reg. Voters	Times Counted	Total Votes	JAMES GLASGOW (D)	Reg. Voters	Times Counted	Total Votes	No Candidate
Jurisdiction Wide								
Ward 09 Pct 04	948	210	161	161 100.00%	948	84	0	0
Ward 09 Pct 05	812	193	143	143 100.00%	-	-	-	-
Ward 09 Pct 06	861	226	188	188 100.00%	-	-	-	-
Ward 09 Pct 07	1041	239	194	194 100.00%	-	-	-	-
Ward 09 Pct 08	970	268	225	225 100.00%	-	-	-	-
Ward 09 Pct 09	895	192	156	156 100.00%	-	-	-	-
Ward 09 Pct 10	470	104	81	81 100.00%	-	-	-	-
Total	5997	1432	1148	1148 100.00%	948	84	0	0

**AURORA ELECTION COMMISSION**  
**OFFICIAL RESULTS**  
**STATEMENT OF VOTES CAST**  
**GENERAL PRIMARY ELECTION**  
**MARCH 15, 2016**  
**WILL COUNTY**

Date:03/29/16  
 Time:20:27:32  
 Page:19 of 21

	D Ward 09 Pct 05 COMMITTEEMAN				D Ward 09 Pct 06 COMMITTEEMAN			
	Reg. Voters	Times Counted	Total Votes	No Candidate	Reg. Voters	Times Counted	Total Votes	No Candidate
Jurisdiction Wide								
Ward 09 Pct 04	-	-	-	-	-	-	-	-
Ward 09 Pct 05	812	44	0	0	-	-	-	-
Ward 09 Pct 06	-	-	-	-	861	111	0	0
Ward 09 Pct 07	-	-	-	-	-	-	-	-
Ward 09 Pct 08	-	-	-	-	-	-	-	-
Ward 09 Pct 09	-	-	-	-	-	-	-	-
Ward 09 Pct 10	-	-	-	-	-	-	-	-
Total	812	44	0	0	861	111	0	0

**AURORA ELECTION COMMISSION**  
**OFFICIAL RESULTS**  
**STATEMENT OF VOTES CAST**  
**GENERAL PRIMARY ELECTION**  
**MARCH 15, 2016**  
**WILL COUNTY**

Date:03/29/16  
 Time:20:27:32  
 Page:20 of 21

	D Ward 09 Pct 07 COMMITTEEMAN				D Ward 09 Pct 08 COMMITTEEMAN			
	Reg. Voters	Times Counted	Total Votes	No Candidate	Reg. Voters	Times Counted	Total Votes	Edward J. Bugg (D)
Jurisdiction Wide								
Ward 09 Pct 04	-	-	-	-	-	-	-	-
Ward 09 Pct 05	-	-	-	-	-	-	-	-
Ward 09 Pct 06	-	-	-	-	-	-	-	-
Ward 09 Pct 07	1041	68	0	0	-	-	-	-
Ward 09 Pct 08	-	-	-	-	970	268	232	232 100.00%
Ward 09 Pct 09	-	-	-	-	-	-	-	-
Ward 09 Pct 10	-	-	-	-	-	-	-	-
<b>Total</b>	<b>1041</b>	<b>68</b>	<b>0</b>	<b>0</b>	<b>970</b>	<b>268</b>	<b>232</b>	<b>232 100.00%</b>

**AURORA ELECTION COMMISSION**  
**OFFICIAL RESULTS**  
**STATEMENT OF VOTES CAST**  
**GENERAL PRIMARY ELECTION**  
**MARCH 15, 2016**  
**WILL COUNTY**

Date:03/29/16  
 Time:20:27:32  
 Page:21 of 21

	D Ward 09 Pct 09 COMMITTEEMAN				D Ward 09 Pct 10 COMMITTEEMAN			
	Reg. Voters	Times Counted	Total Votes	No Candidate	Reg. Voters	Times Counted	Total Votes	No Candidate
Jurisdiction Wide								
Ward 09 Pct 04	-	-	-	-	-	-	-	-
Ward 09 Pct 05	-	-	-	-	-	-	-	-
Ward 09 Pct 06	-	-	-	-	-	-	-	-
Ward 09 Pct 07	-	-	-	-	-	-	-	-
Ward 09 Pct 08	-	-	-	-	-	-	-	-
Ward 09 Pct 09	895	62	0	0	-	-	-	-
Ward 09 Pct 10	-	-	-	-	470	17	0	0
<b>Total</b>	<b>895</b>	<b>62</b>	<b>0</b>	<b>0</b>	<b>470</b>	<b>17</b>	<b>0</b>	<b>0</b>



**Nancy Schultz Voots**

W I L L C O U N T Y C L E R K



**Democratic Party**

**WRITE-IN  
VOTES**



**Nancy Schultz Voots**

W I L L C O U N T Y C L E R K

**Official Write-In Results**  
**March 15, 2016 General Primary Election**  
**Summary Totals**

<u>Name</u>	<u>Office</u>	<u>Total Votes</u>
David Formhals	President of the United States (Democrat)	9
Barbara Guerrero	Circuit Clerk (Democrat)	45
Sinatra Strong	County Board Member District Three (Democrat)	0
Laurie Summers	Democrat Precinct Committeeman, Crete Pct. 011	4
Kyle Killacky	Democrat Precinct Committeeman, Homer Pct. 012	4
Dorris C. Jordan	Democrat Precinct Committeeman, Troy Pct. 009	11



**Nancy Schultz Voots**

W I L L C O U N T Y C L E R K

**Official Write-In Results  
March 15, 2016 General Primary Election**

**David Formhals  
President of the United States (Democrat)**

<u>Precincts</u>	<u>Election Night</u>	<u>Vote by Mail</u>	<u>Early Voting</u>	<u>Provisional</u>	<u>TOTAL VOTES</u>
Channahon Pct. 001	0	0	0	0	0
Channahon Pct. 002	0	0	0	0	0
Channahon Pct. 003	0	0	0	0	0
Channahon Pct. 004	0	0	0	0	0
Channahon Pct. 005	0	0	0	0	0
Crete Pct. 001	0	0	0	0	0
Crete Pct. 002	0	0	0	0	0
Crete Pct. 003	0	0	0	0	0
Crete Pct. 004	0	0	0	0	0
Crete Pct. 005	0	0	0	0	0
Crete Pct. 006	0	0	0	0	0
Crete Pct. 007	0	0	0	0	0
Crete Pct. 008	0	0	0	0	0
Crete Pct. 009	0	0	0	0	0
Crete Pct. 010	0	0	0	0	0
Crete Pct. 011	0	0	0	0	0
Crete Pct. 012	0	0	0	0	0
Custer Pct. 001	0	0	0	0	0
DuPage Pct. 001	0	0	0	0	0



# Nancy Schultz Voots

W I L L C O U N T Y C L E R K

DuPage Pct. 002	0	0	0	0	0
DuPage Pct. 003	0	0	0	0	0
DuPage Pct. 004	0	0	0	0	0
DuPage Pct. 005	0	0	0	0	0
DuPage Pct. 006	0	0	0	0	0
DuPage Pct. 007	0	0	0	0	0
DuPage Pct. 008	0	0	0	0	0
DuPage Pct. 009	0	0	0	0	0
DuPage Pct. 010	1	0	0	0	1
DuPage Pct. 011	0	0	0	0	0
DuPage Pct. 012	0	0	0	0	0
DuPage Pct. 013	0	0	0	0	0
DuPage Pct. 014	0	0	0	0	0
DuPage Pct. 015	0	0	0	0	0
DuPage Pct. 016	0	0	0	0	0
DuPage Pct. 017	0	0	0	0	0
DuPage Pct. 018	0	0	0	0	0
DuPage Pct. 019	0	0	0	0	0
DuPage Pct. 020	0	0	0	0	0
DuPage Pct. 021	0	0	0	0	0
DuPage Pct. 022	0	0	0	0	0
DuPage Pct. 023	0	0	0	0	0
DuPage Pct. 024	0	0	0	0	0
DuPage Pct. 025	0	0	0	0	0
DuPage Pct. 026	0	0	0	0	0
DuPage Pct. 027	0	0	0	0	0
DuPage Pct. 028	0	0	0	0	0
DuPage Pct. 029	0	0	0	0	0
DuPage Pct. 030	1	0	0	0	1





# Nancy Schultz Voots

W I L L C O U N T Y C L E R K

DuPage Pct. 031	0	0	0	0	0
DuPage Pct. 032	0	0	0	0	0
DuPage Pct. 033	0	0	0	0	0
DuPage Pct. 034	0	0	0	0	0
DuPage Pct. 035	0	0	0	0	0
DuPage Pct. 036	0	0	0	0	0
DuPage Pct. 037	0	0	0	0	0
Florence Pct. 001	0	0	0	0	0
Frankfort Pct. 001	0	0	0	0	0
Frankfort Pct. 002	0	0	0	0	0
Frankfort Pct. 003	0	0	0	0	0
Frankfort Pct. 004	0	0	0	0	0
Frankfort Pct. 005	0	0	0	0	0
Frankfort Pct. 006	0	0	0	0	0
Frankfort Pct. 007	0	0	0	0	0
Frankfort Pct. 008	0	0	0	0	0
Frankfort Pct. 009	0	0	0	0	0
Frankfort Pct. 010	0	0	0	0	0
Frankfort Pct. 011	0	0	0	0	0
Frankfort Pct. 012	0	0	0	0	0
Frankfort Pct. 013	0	0	0	0	0
Frankfort Pct. 014	0	0	0	0	0
Frankfort Pct. 015	0	0	0	0	0
Frankfort Pct. 016	0	0	0	0	0
Frankfort Pct. 017	0	0	0	0	0
Frankfort Pct. 018	0	0	0	0	0
Frankfort Pct. 019	0	0	0	0	0
Frankfort Pct. 020	0	0	0	0	0
Frankfort Pct. 021	0	0	0	0	0



# Nancy Schultz Voots

W I L L C O U N T Y C L E R K

Frankfort Pct. 022	0	0	0	0	0
Frankfort Pct. 023	0	0	0	0	0
Frankfort Pct. 024	0	0	0	0	0
Frankfort Pct. 025	0	0	0	0	0
Frankfort Pct. 026	0	0	0	0	0
Frankfort Pct. 027	0	0	0	0	0
Frankfort Pct. 028	0	0	0	0	0
Green Garden Pct. 001	0	0	0	0	0
Green Garden Pct. 002	0	0	0	0	0
Homer Pct. 001	0	0	0	0	0
Homer Pct. 002	0	0	0	0	0
Homer Pct. 003	0	0	0	0	0
Homer Pct. 004	0	0	0	0	0
Homer Pct. 005	0	0	0	0	0
Homer Pct. 006	0	0	0	0	0
Homer Pct. 007	0	0	0	0	0
Homer Pct. 008	0	0	0	0	0
Homer Pct. 009	0	0	0	0	0
Homer Pct. 010	0	0	0	0	0
Homer Pct. 011	0	0	0	0	0
Homer Pct. 012	0	0	0	0	0
Homer Pct. 013	0	0	0	0	0
Homer Pct. 014	0	0	0	0	0
Homer Pct. 015	0	0	0	0	0
Homer Pct. 016	0	0	0	0	0
Homer Pct. 017	0	0	0	0	0
Homer Pct. 018	0	0	0	0	0
Jackson Pct. 001	0	0	0	0	0
Jackson Pct. 002	0	0	0	0	0



# Nancy Schultz Voots

W I L L C O U N T Y C L E R K

Joliet Pct. 001	0	0	0	0	0
Joliet Pct. 002	0	0	0	0	0
Joliet Pct. 003	0	0	0	0	0
Joliet Pct. 004	0	0	0	0	0
Joliet Pct. 005	0	0	0	0	0
Joliet Pct. 006	0	0	0	0	0
Joliet Pct. 007	0	0	0	0	0
Joliet Pct. 008	0	0	0	0	0
Joliet Pct. 009	0	0	0	0	0
Joliet Pct. 010	0	0	0	0	0
Joliet Pct. 011	0	0	0	0	0
Joliet Pct. 012	0	0	0	0	0
Joliet Pct. 013	0	0	0	0	0
Joliet Pct. 014	0	0	0	0	0
Joliet Pct. 015	0	0	0	0	0
Joliet Pct. 016	0	0	0	0	0
Joliet Pct. 017	0	0	0	0	0
Joliet Pct. 018	0	0	0	0	0
Joliet Pct. 019	0	0	0	0	0
Joliet Pct. 020	0	0	0	0	0
Joliet Pct. 021	0	0	0	0	0
Joliet Pct. 022	0	0	0	0	0
Joliet Pct. 023	0	0	0	0	0
Joliet Pct. 024	0	0	0	0	0
Joliet Pct. 025	0	0	0	0	0
Joliet Pct. 026	0	0	0	0	0
Joliet Pct. 027	0	0	0	0	0
Joliet Pct. 028	0	0	0	0	0
Joliet Pct. 029	0	0	0	0	0



# Nancy Schultz Voots

W I L L C O U N T Y C L E R K

Joliet Pct. 030	2	0	0	0	2
Joliet Pct. 031	0	0	0	0	0
Joliet Pct. 032	0	0	0	0	0
Joliet Pct. 033	0	0	0	0	0
Joliet Pct. 034	0	0	0	0	0
Joliet Pct. 035	0	0	0	0	0
Joliet Pct. 036	0	0	0	0	0
Joliet Pct. 037	0	0	0	0	0
Lockport Pct. 001	0	0	0	0	0
Lockport Pct. 002	0	0	0	0	0
Lockport Pct. 003	0	0	0	0	0
Lockport Pct. 004	0	0	0	0	0
Lockport Pct. 005	0	0	0	0	0
Lockport Pct. 006	0	0	0	0	0
Lockport Pct. 007	0	0	0	0	0
Lockport Pct. 008	0	0	0	0	0
Lockport Pct. 009	0	0	0	0	0
Lockport Pct. 010	0	0	0	0	0
Lockport Pct. 011	0	0	0	0	0
Lockport Pct. 012	0	0	0	0	0
Lockport Pct. 013	0	0	0	0	0
Lockport Pct. 014	0	0	0	0	0
Lockport Pct. 015	0	0	0	0	0
Lockport Pct. 016	0	0	0	0	0
Lockport Pct. 017	0	0	0	0	0
Lockport Pct. 018	0	0	0	0	0
Lockport Pct. 019	0	0	0	0	0
Lockport Pct. 020	0	0	0	0	0
Lockport Pct. 021	0	0	0	0	0



# Nancy Schultz Voots

W I L L C O U N T Y C L E R K

Lockport Pct. 022	0	0	0	0	0
Lockport Pct. 023	0	0	0	0	0
Lockport Pct. 024	0	0	0	0	0
Manhattan Pct. 001	0	0	0	0	0
Manhattan Pct. 002	0	0	0	0	0
Manhattan Pct. 003	0	0	0	0	0
Manhattan Pct. 004	0	0	0	0	0
Monee Pct. 001	0	0	0	0	0
Monee Pct. 002	0	0	0	0	0
Monee Pct. 003	0	0	0	0	0
Monee Pct. 004	0	0	0	0	0
Monee Pct. 005	0	0	0	0	0
Monee Pct. 006	0	0	0	0	0
Monee Pct. 007	0	0	0	0	0
Monee Pct. 008	0	0	0	0	0
New Lenox Pct. 001	0	0	0	0	0
New Lenox Pct. 002	0	0	0	0	0
New Lenox Pct. 003	0	0	0	0	0
New Lenox Pct. 004	0	0	0	0	0
New Lenox Pct. 005	0	0	0	0	0
New Lenox Pct. 006	0	0	0	0	0
New Lenox Pct. 007	0	0	0	0	0
New Lenox Pct. 008	0	0	0	0	0
New Lenox Pct. 009	0	0	0	0	0
New Lenox Pct. 010	0	0	0	0	0
New Lenox Pct. 011	0	0	0	0	0
New Lenox Pct. 012	0	0	0	0	0
New Lenox Pct. 013	0	0	0	0	0
New Lenox Pct. 014	0	0	0	0	0





# Nancy Schultz Voots

W I L L C O U N T Y C L E R K

New Lenox Pct. 015	0	0	0	0	0
New Lenox Pct. 016	0	0	0	0	0
New Lenox Pct. 017	0	0	0	0	0
New Lenox Pct. 018	0	0	0	0	0
New Lenox Pct. 019	0	0	0	0	0
New Lenox Pct. 020	0	0	0	0	0
Peotone Pct. 001	0	0	0	0	0
Peotone Pct. 002	0	0	0	0	0
Plainfield Pct. 001	0	0	0	0	0
Plainfield Pct. 002	0	0	0	0	0
Plainfield Pct. 003	0	0	0	0	0
Plainfield Pct. 004	0	0	0	0	0
Plainfield Pct. 005	0	0	0	0	0
Plainfield Pct. 006	0	0	0	0	0
Plainfield Pct. 007	0	0	0	0	0
Plainfield Pct. 008	0	0	0	0	0
Plainfield Pct. 009	0	0	0	0	0
Plainfield Pct. 010	0	0	0	0	0
Plainfield Pct. 011	0	0	0	0	0
Plainfield Pct. 012	1	0	0	0	1
Plainfield Pct. 013	0	0	0	0	0
Plainfield Pct. 014	0	0	0	0	0
Plainfield Pct. 015	0	0	0	0	0
Plainfield Pct. 016	0	0	0	0	0
Plainfield Pct. 017	0	0	0	0	0
Plainfield Pct. 018	0	0	0	0	0
Plainfield Pct. 019	0	0	0	0	0
Plainfield Pct. 020	0	0	0	0	0
Plainfield Pct. 021	0	0	0	0	0



# Nancy Schultz Voots

W I L L C O U N T Y C L E R K

Plainfield Pct. 022	0	0	0	0	0
Plainfield Pct. 023	0	0	0	0	0
Plainfield Pct. 024	0	0	0	0	0
Plainfield Pct. 025	0	0	0	0	0
Plainfield Pct. 026	0	0	0	0	0
Plainfield Pct. 027	0	0	0	0	0
Plainfield Pct. 028	0	0	0	0	0
Plainfield Pct. 029	0	0	0	0	0
Plainfield Pct. 030	0	0	0	0	0
Plainfield Pct. 031	0	0	0	0	0
Plainfield Pct. 032	0	0	0	0	0
Plainfield Pct. 033	0	0	0	0	0
Plainfield Pct. 034	0	0	0	0	0
Plainfield Pct. 035	0	0	0	0	0
Reed Pct. 001	0	0	0	0	0
Reed Pct. 002	4	0	0	0	4
Reed Pct. 003	0	0	0	0	0
Troy Pct. 001	0	0	0	0	0
Troy Pct. 002	0	0	0	0	0
Troy Pct. 003	0	0	0	0	0
Troy Pct. 004	0	0	0	0	0
Troy Pct. 005	0	0	0	0	0
Troy Pct. 006	0	0	0	0	0
Troy Pct. 007	0	0	0	0	0
Troy Pct. 008	0	0	0	0	0
Troy Pct. 009	0	0	0	0	0
Troy Pct. 010	0	0	0	0	0
Troy Pct. 011	0	0	0	0	0
Troy Pct. 012	0	0	0	0	0



# Nancy Schultz Voots

W I L L C O U N T Y C L E R K

Troy Pct. 013	0	0	0	0	0
Troy Pct. 014	0	0	0	0	0
Troy Pct. 015	0	0	0	0	0
Troy Pct. 016	0	0	0	0	0
Troy Pct. 017	0	0	0	0	0
Troy Pct. 018	0	0	0	0	0
Troy Pct. 019	0	0	0	0	0
Troy Pct. 020	0	0	0	0	0
Troy Pct. 021	0	0	0	0	0
Troy Pct. 022	0	0	0	0	0
Washington Pct. 001	0	0	0	0	0
Washington Pct. 002	0	0	0	0	0
Washington Pct. 003	0	0	0	0	0
Wesley Pct. 001	0	0	0	0	0
Wheatland Pct. 001	0	0	0	0	0
Wheatland Pct. 002	0	0	0	0	0
Wheatland Pct. 003	0	0	0	0	0
Wheatland Pct. 004	0	0	0	0	0
Wheatland Pct. 005	0	0	0	0	0
Wheatland Pct. 006	0	0	0	0	0
Wheatland Pct. 007	0	0	0	0	0
Wheatland Pct. 008	0	0	0	0	0
Wheatland Pct. 009	0	0	0	0	0
Wheatland Pct. 010	0	0	0	0	0
Wheatland Pct. 011	0	0	0	0	0
Wheatland Pct. 012	0	0	0	0	0
Wheatland Pct. 013	0	0	0	0	0
Wheatland Pct. 014	0	0	0	0	0
Wheatland Pct. 015	0	0	0	0	0





# Nancy Schultz Voots

W I L L C O U N T Y C L E R K

Wheatland Pct. 016	0	0	0	0	0	0			
Wheatland Pct. 017	0	0	0	0	0	0			
Wheatland Pct. 018	0	0	0	0	0	0			
Wheatland Pct. 019	0	0	0	0	0	0			
Wheatland Pct. 020	0	0	0	0	0	0			
Wheatland Pct. 021	0	0	0	0	0	0			
Wheatland Pct. 022	0	0	0	0	0	0			
Wheatland Pct. 023	0	0	0	0	0	0			
Wheatland Pct. 024	0	0	0	0	0	0			
Wheatland Pct. 025	0	0	0	0	0	0			
Wheatland Pct. 026	0	0	0	0	0	0			
Wheatland Pct. 027	0	0	0	0	0	0			
Wheatland Pct. 028	0	0	0	0	0	0			
Wheatland Pct. 029	0	0	0	0	0	0			
Wheatland Pct. 030	0	0	0	0	0	0			
Will Pct. 001	0	0	0	0	0	0			
Wilmington Pct. 001	0	0	0	0	0	0			
Wilmington Pct. 002	0	0	0	0	0	0			
Wilmington Pct. 003	0	0	0	0	0	0			
Wilton Pct. 001	0	0	0	0	0	0			
EN:	9	V/M	0	EV	0	PR	0	GT:	9



**Nancy Schultz Voots**

**W I L L C O U N T Y C L E R K**

**Official Write-In Results  
March 15, 2016 General Primary Election**

**Barbara Guerrero  
Circuit Clerk (Democrat)**

<u>Precincts</u>	<u>Election Night</u>	<u>Vote by Mail</u>	<u>Early Voting</u>	<u>Provisional</u>	<u>TOTAL VOTES</u>
Channahon Pct. 001	0	0	0	0	0
Channahon Pct. 002	0	0	0	0	0
Channahon Pct. 003	0	0	0	0	0
Channahon Pct. 004	0	0	0	0	0
Channahon Pct. 005	0	0	0	0	0
Crete Pct. 001	0	0	2	0	2
Crete Pct. 002	0	0	0	0	0
Crete Pct. 003	0	0	0	0	0
Crete Pct. 004	0	0	0	0	0
Crete Pct. 005	0	0	0	0	0
Crete Pct. 006	0	0	0	0	0
Crete Pct. 007	0	0	0	0	0
Crete Pct. 008	0	0	0	0	0
Crete Pct. 009	0	0	0	0	0
Crete Pct. 010	0	0	0	0	0
Crete Pct. 011	0	0	0	0	0
Crete Pct. 012	0	0	0	0	0
Custer Pct. 001	0	0	0	0	0
DuPage Pct. 001	0	0	0	0	0
DuPage Pct. 002	0	0	0	0	0
DuPage Pct. 003	0	0	0	0	0

DuPage Pct. 004	0	0	0	0	0
DuPage Pct. 005	0	0	0	0	0
DuPage Pct. 006	0	0	0	0	0
DuPage Pct. 007	0	0	0	0	0
DuPage Pct. 008	0	0	0	0	0
DuPage Pct. 009	0	0	0	0	0
DuPage Pct. 010	1	0	0	0	1
DuPage Pct. 011	0	0	0	0	0
DuPage Pct. 012	1	0	0	0	1
DuPage Pct. 013	0	0	0	0	0
DuPage Pct. 014	0	0	0	0	0
DuPage Pct. 015	0	0	0	0	0
DuPage Pct. 016	0	0	0	0	0
DuPage Pct. 017	0	0	0	0	0
DuPage Pct. 018	0	0	0	0	0
DuPage Pct. 019	0	0	0	0	0
DuPage Pct. 020	0	0	0	0	0
DuPage Pct. 021	0	0	0	0	0
DuPage Pct. 022	0	0	0	0	0
DuPage Pct. 023	0	0	0	0	0
DuPage Pct. 024	0	0	0	0	0
DuPage Pct. 025	0	0	0	0	0
DuPage Pct. 026	0	0	0	0	0
DuPage Pct. 027	0	0	0	0	0
DuPage Pct. 028	0	0	0	0	0
DuPage Pct. 029	0	0	0	0	0
DuPage Pct. 030	5	0	0	0	5
DuPage Pct. 031	0	0	0	0	0
DuPage Pct. 032	0	0	0	0	0
DuPage Pct. 033	0	0	0	0	0
DuPage Pct. 034	0	0	0	0	0
DuPage Pct. 035	0	0	0	0	0
DuPage Pct. 036	0	1	0	0	1
DuPage Pct. 037	0	0	0	0	0
Florence Pct. 001	0	0	0	0	0
Frankfort Pct. 001	0	0	0	0	0
Frankfort Pct. 002	0	0	0	0	0

Frankfort Pct. 003	0	0	0	0	0
Frankfort Pct. 004	0	0	0	0	0
Frankfort Pct. 005	0	0	0	0	0
Frankfort Pct. 006	0	0	0	0	0
Frankfort Pct. 007	0	0	0	0	0
Frankfort Pct. 008	0	0	0	0	0
Frankfort Pct. 009	0	0	0	0	0
Frankfort Pct. 010	0	0	0	0	0
Frankfort Pct. 011	0	0	0	0	0
Frankfort Pct. 012	0	0	0	0	0
Frankfort Pct. 013	0	0	0	0	0
Frankfort Pct. 014	0	0	0	0	0
Frankfort Pct. 015	0	0	0	0	0
Frankfort Pct. 016	0	0	0	0	0
Frankfort Pct. 017	0	0	0	0	0
Frankfort Pct. 018	0	0	0	0	0
Frankfort Pct. 019	0	0	0	0	0
Frankfort Pct. 020	0	0	0	0	0
Frankfort Pct. 021	0	0	0	0	0
Frankfort Pct. 022	0	0	0	0	0
Frankfort Pct. 023	0	0	0	0	0
Frankfort Pct. 024	0	0	0	0	0
Frankfort Pct. 025	0	0	0	0	0
Frankfort Pct. 026	0	0	0	0	0
Frankfort Pct. 027	0	0	0	0	0
Frankfort Pct. 028	0	0	0	0	0
Green Garden Pct. 001	0	0	0	0	0
Green Garden Pct. 002	0	0	0	0	0
Homer Pct. 001	0	0	0	0	0
Homer Pct. 002	0	0	0	0	0
Homer Pct. 003	0	0	0	0	0
Homer Pct. 004	0	0	0	0	0
Homer Pct. 005	0	0	0	0	0
Homer Pct. 006	0	0	0	0	0
Homer Pct. 007	0	0	0	0	0
Homer Pct. 008	0	0	0	0	0
Homer Pct. 009	0	0	0	0	0

Homer Pct. 010	0	0	0	0	0
Homer Pct. 011	0	0	0	0	0
Homer Pct. 012	0	0	0	0	0
Homer Pct. 013	0	0	0	0	0
Homer Pct. 014	0	0	0	0	0
Homer Pct. 015	0	0	0	0	0
Homer Pct. 016	0	0	0	0	0
Homer Pct. 017	0	0	0	0	0
Homer Pct. 018	0	0	0	0	0
Jackson Pct. 001	0	0	0	0	0
Jackson Pct. 002	0	0	0	0	0
Joliet Pct. 001	0	0	1	0	1
Joliet Pct. 002	0	0	0	0	0
Joliet Pct. 003	0	0	0	0	0
Joliet Pct. 004	0	0	0	0	0
Joliet Pct. 005	0	0	0	0	0
Joliet Pct. 006	0	0	0	0	0
Joliet Pct. 007	0	0	1	0	1
Joliet Pct. 008	0	0	0	0	0
Joliet Pct. 009	1	0	0	0	1
Joliet Pct. 010	1	0	0	0	1
Joliet Pct. 011	0	0	0	0	0
Joliet Pct. 012	0	0	0	0	0
Joliet Pct. 013	0	0	1	0	1
Joliet Pct. 014	0	0	0	0	0
Joliet Pct. 015	0	0	1	0	1
Joliet Pct. 016	0	0	0	0	0
Joliet Pct. 017	0	0	0	0	0
Joliet Pct. 018	0	0	0	0	0
Joliet Pct. 019	0	0	1	0	1
Joliet Pct. 020	0	0	0	0	0
Joliet Pct. 021	2	0	0	0	2
Joliet Pct. 022	0	0	0	0	0
Joliet Pct. 023	0	0	0	0	0
Joliet Pct. 024	0	0	0	0	0
Joliet Pct. 025	0	0	0	1	1
Joliet Pct. 026	0	0	0	0	0

Joliet Pct. 027	0	0	1	0	1
Joliet Pct. 028	0	0	0	0	0
Joliet Pct. 029	0	0	0	0	0
Joliet Pct. 030	1	0	0	0	1
Joliet Pct. 031	0	0	0	0	0
Joliet Pct. 032	0	0	0	0	0
Joliet Pct. 033	0	0	0	0	0
Joliet Pct. 034	0	0	0	0	0
Joliet Pct. 035	0	0	0	0	0
Joliet Pct. 036	0	0	0	0	0
Joliet Pct. 037	3	0	1	0	4
Lockport Pct. 001	1	0	0	0	1
Lockport Pct. 002	0	0	0	0	0
Lockport Pct. 003	0	0	0	0	0
Lockport Pct. 004	0	0	0	0	0
Lockport Pct. 005	0	0	0	0	0
Lockport Pct. 006	0	0	0	0	0
Lockport Pct. 007	0	0	0	0	0
Lockport Pct. 008	0	0	0	0	0
Lockport Pct. 009	0	1	0	0	1
Lockport Pct. 010	0	0	0	0	0
Lockport Pct. 011	0	0	0	0	0
Lockport Pct. 012	0	0	0	0	0
Lockport Pct. 013	0	0	0	0	0
Lockport Pct. 014	0	0	0	0	0
Lockport Pct. 015	0	0	0	0	0
Lockport Pct. 016	0	0	0	0	0
Lockport Pct. 017	0	0	0	0	0
Lockport Pct. 018	0	0	0	0	0
Lockport Pct. 019	0	0	0	0	0
Lockport Pct. 020	0	0	0	0	0
Lockport Pct. 021	0	0	0	0	0
Lockport Pct. 022	0	0	0	0	0
Lockport Pct. 023	0	0	0	0	0
Lockport Pct. 024	0	0	0	0	0
Manhattan Pct. 001	0	0	0	0	0
Manhattan Pct. 002	0	0	0	0	0

Manhattan Pct. 003	0	0	0	0	0
Manhattan Pct. 004	0	0	0	0	0
Monee Pct. 001	0	0	0	0	0
Monee Pct. 002	0	0	0	0	0
Monee Pct. 003	0	0	0	0	0
Monee Pct. 004	0	0	0	0	0
Monee Pct. 005	0	0	0	0	0
Monee Pct. 006	0	0	0	0	0
Monee Pct. 007	0	0	0	0	0
Monee Pct. 008	0	0	0	0	0
New Lenox Pct. 001	0	0	0	0	0
New Lenox Pct. 002	0	0	0	0	0
New Lenox Pct. 003	0	0	0	0	0
New Lenox Pct. 004	0	0	0	0	0
New Lenox Pct. 005	0	0	0	0	0
New Lenox Pct. 006	0	0	0	0	0
New Lenox Pct. 007	0	0	0	0	0
New Lenox Pct. 008	0	0	0	0	0
New Lenox Pct. 009	0	0	0	0	0
New Lenox Pct. 010	0	0	0	0	0
New Lenox Pct. 011	0	0	0	0	0
New Lenox Pct. 012	1	0	0	0	1
New Lenox Pct. 013	0	0	0	0	0
New Lenox Pct. 014	0	0	0	0	0
New Lenox Pct. 015	0	0	0	0	0
New Lenox Pct. 016	0	0	0	0	0
New Lenox Pct. 017	0	0	0	0	0
New Lenox Pct. 018	0	0	0	0	0
New Lenox Pct. 019	0	0	0	0	0
New Lenox Pct. 020	0	0	0	0	0
Peotone Pct. 001	0	0	0	0	0
Peotone Pct. 002	0	0	0	0	0
Plainfield Pct. 001	0	0	0	0	0
Plainfield Pct. 002	0	0	0	0	0
Plainfield Pct. 003	0	0	0	0	0
Plainfield Pct. 004	0	0	0	0	0
Plainfield Pct. 005	0	0	0	0	0

Plainfield Pct. 006	0	0	0	0	0
Plainfield Pct. 007	0	0	0	0	0
Plainfield Pct. 008	0	0	0	0	0
Plainfield Pct. 009	0	0	0	0	0
Plainfield Pct. 010	0	0	1	0	1
Plainfield Pct. 011	0	0	0	0	0
Plainfield Pct. 012	1	0	0	0	1
Plainfield Pct. 013	0	0	0	0	0
Plainfield Pct. 014	0	0	0	0	0
Plainfield Pct. 015	0	0	0	0	0
Plainfield Pct. 016	0	0	0	0	0
Plainfield Pct. 017	0	0	0	0	0
Plainfield Pct. 018	0	0	0	0	0
Plainfield Pct. 019	0	0	0	0	0
Plainfield Pct. 020	0	0	0	0	0
Plainfield Pct. 021	0	0	0	0	0
Plainfield Pct. 022	0	0	0	0	0
Plainfield Pct. 023	0	0	0	0	0
Plainfield Pct. 024	0	0	0	0	0
Plainfield Pct. 025	0	0	0	0	0
Plainfield Pct. 026	0	0	0	0	0
Plainfield Pct. 027	0	0	0	0	0
Plainfield Pct. 028	0	0	0	0	0
Plainfield Pct. 029	0	0	0	0	0
Plainfield Pct. 030	0	0	0	0	0
Plainfield Pct. 031	0	0	0	0	0
Plainfield Pct. 032	0	0	0	0	0
Plainfield Pct. 033	0	0	0	0	0
Plainfield Pct. 034	0	0	0	0	0
Plainfield Pct. 035	0	0	0	0	0
Reed Pct. 001	0	0	0	0	0
Reed Pct. 002	4	0	0	0	4
Reed Pct. 003	0	0	0	0	0
Troy Pct. 001	0	0	0	0	0
Troy Pct. 002	0	0	0	0	0
Troy Pct. 003	0	0	0	0	0
Troy Pct. 004	0	0	0	0	0



Troy Pct. 005	0	0	0	0	0
Troy Pct. 006	0	0	0	0	0
Troy Pct. 007	0	0	0	0	0
Troy Pct. 008	0	0	0	0	0
Troy Pct. 009	0	0	0	0	0
Troy Pct. 010	0	0	0	0	0
Troy Pct. 011	0	0	0	0	0
Troy Pct. 012	7	0	0	0	7
Troy Pct. 013	0	0	0	0	0
Troy Pct. 014	0	0	0	0	0
Troy Pct. 015	0	0	0	0	0
Troy Pct. 016	0	0	0	0	0
Troy Pct. 017	0	0	0	0	0
Troy Pct. 018	0	0	0	0	0
Troy Pct. 019	1	0	0	0	1
Troy Pct. 020	0	0	1	0	1
Troy Pct. 021	0	0	0	0	0
Troy Pct. 022	0	0	0	0	0
Washington Pct. 001	0	0	0	0	0
Washington Pct. 002	0	0	0	0	0
Washington Pct. 003	0	0	0	0	0
Wesley Pct. 001	0	0	0	0	0
Wheatland Pct. 001	0	0	0	0	0
Wheatland Pct. 002	0	0	0	0	0
Wheatland Pct. 003	0	0	0	0	0
Wheatland Pct. 004	0	0	0	0	0
Wheatland Pct. 005	0	0	0	0	0
Wheatland Pct. 006	0	0	0	0	0
Wheatland Pct. 007	0	0	0	0	0
Wheatland Pct. 008	0	0	0	0	0
Wheatland Pct. 009	0	0	0	0	0
Wheatland Pct. 010	0	0	0	0	0
Wheatland Pct. 011	0	0	0	0	0
Wheatland Pct. 012	0	0	0	0	0
Wheatland Pct. 013	0	0	0	0	0
Wheatland Pct. 014	0	0	0	0	0
Wheatland Pct. 015	0	0	0	0	0





**Nancy Schultz Voots**

**W I L L C O U N T Y C L E R K**

**Official Write-In Results  
March 15, 2016 General Primary Election**

**Sinatra Strong  
County Board Member - District 3 (Democrat)**

<u>Precincts</u>	<u>Election Night</u>	<u>Vote by Mail</u>	<u>Early Voting</u>	<u>Provisional</u>	<u>TOTAL VOTES</u>				
DuPage Pct. 009	0	0	0	0	0				
DuPage Pct. 014	0	0	0	0	0				
DuPage Pct. 015	0	0	0	0	0				
DuPage Pct. 023	0	0	0	0	0				
DuPage Pct. 029	0	0	0	0	0				
DuPage Pct. 031	0	0	0	0	0				
DuPage Pct. 032	0	0	0	0	0				
DuPage Pct. 033	0	0	0	0	0				
DuPage Pct. 035	0	0	0	0	0				
DuPage Pct. 036	0	0	0	0	0				
DuPage Pct. 037	0	0	0	0	0				
Lockport Pct. 002	0	0	0	0	0				
Lockport Pct. 003	0	0	0	0	0				
Lockport Pct. 004	0	0	0	0	0				
Lockport Pct. 006	0	0	0	0	0				
Lockport Pct. 007	0	0	0	0	0				
Lockport Pct. 008	0	0	0	0	0				
Plainfield Pct. 011	0	0	0	0	0				
Wheatland Pct. 019	0	0	0	0	0				
Wheatland Pct. 022	0	0	0	0	0				
Wheatland Pct. 027	0	0	0	0	0				
EN:	0	V/M	0	EV	0	PR	0	GT:	0



**Nancy Schultz Voots**

W I L L C O U N T Y C L E R K

**Official Write-In Results  
March 15, 2016 General Primary Election**

**PRECINCT COMMITTEEMEN**

**Crete Pct. 011 (Democrat)**

<u>Candidate</u>	<u>Election Night</u>	<u>Vote by Mail</u>	<u>Early Voting</u>	<u>Provisional</u>	<u>TOTAL VOTES</u>
Laurie Summers	4	0	0	0	4

**Homer Pct. 012 (Democrat)**

<u>Candidate</u>	<u>Election Night</u>	<u>Vote by Mail</u>	<u>Early Voting</u>	<u>Provisional</u>	<u>TOTAL VOTES</u>
Kyle Killacky	4	0	0	0	4

**Troy Pct. 009 (Democrat)**

<u>Candidate</u>	<u>Election Night</u>	<u>Vote by Mail</u>	<u>Early Voting</u>	<u>Provisional</u>	<u>TOTAL VOTES</u>
Dorris C. Jordan	8	2	1	0	11



**Nancy Schultz Voots**

W I L L C O U N T Y C L E R K



**Democratic Party**

**VOTE BY MAIL**  
**(BY PRECINCT)**

	TOTAL	PERCENT		TOTAL	PERCENT
01 = BALLOTS CAST - DEMOCRATIC	2,597	99.31	02 = BALLOTS CAST - FEDERAL DEMOCRATIC	18	.69
	01	02			
0001 CHANNAHON PCT 001	7	.0			
0002 CHANNAHON PCT 002	17	.0			
0003 CHANNAHON PCT 003	7	.0			
0004 CHANNAHON PCT 004	6	.1			
0005 CHANNAHON PCT 005	4	.0			
0006 CRETE PCT 001	7	.0			
0007 CRETE PCT 002	7	.0			
0008 CRETE PCT 003	4	.0			
0009 CRETE PCT 004	14	.1			
0010 CRETE PCT 005	12	.0			
0011 CRETE PCT 006	25	.0			
0012 CRETE PCT 007	6	.1			
0013 CRETE PCT 008	13	.0			
0014 CRETE PCT 009	10	.0			
0015 CRETE PCT 010	8	.0			
0016 CRETE PCT 011	14	.0			
0017 CRETE PCT 012	3	.0			
0018 CUSTER PCT 001	7	.0			
0019 DU PAGE PCT 001	9	.0			
0020 DU PAGE PCT 002	5	.0			
0021 DU PAGE PCT 003	4	.0			
0022 DU PAGE PCT 004	5	.0			
0023 DU PAGE PCT 005	10	.0			
0024 DU PAGE PCT 006	5	.0			
0025 DU PAGE PCT 007	11	.0			
0026 DU PAGE PCT 008	8	.0			
0027 DU PAGE PCT 009	3	.0			
0028 DU PAGE PCT 010	12	.0			
0029 DU PAGE PCT 011	13	.0			
0030 DU PAGE PCT 012	13	.0			
0031 DU PAGE PCT 013	20	.0			
0032 DU PAGE PCT 014	12	.0			
0033 DU PAGE PCT 015	13	.0			
0034 DU PAGE PCT 016	9	.0			
0035 DU PAGE PCT 017	6	.0			
0036 DU PAGE PCT 018	2	.0			
0037 DU PAGE PCT 019	9	.0			
0038 DU PAGE PCT 020	12	.0			
0039 DU PAGE PCT 021	4	.0			
0040 DU PAGE PCT 022	3	.0			
0041 DU PAGE PCT 023	6	.0			
0042 DU PAGE PCT 024	10	.0			
0043 DU PAGE PCT 025	6	.0			
0044 DU PAGE PCT 026	6	.0			
0045 DU PAGE PCT 027	8	.0			
0046 DU PAGE PCT 028	9	.0			
0047 DU PAGE PCT 029	3	.0			
0048 DU PAGE PCT 030	18	.0			
0049 DU PAGE PCT 031	5	.0			
0050 DU PAGE PCT 032	8	.0			
0051 DU PAGE PCT 033	3	.0			
0052 DU PAGE PCT 034	25	.0			
0053 DU PAGE PCT 035	1	.0			
0054 DU PAGE PCT 036	6	.0			
0055 DU PAGE PCT 037	8	.0			
0056 FLORENCE PCT 001	3	.0			

01 = BALLOTS CAST - DEMOCRATIC

TOTAL PERCENT  
2,597 99.31

02 = BALLOTS CAST - FEDERAL DEMOCRATIC

TOTAL PERCENT  
18 .69

(CONTINUED FROM PREVIOUS PAGE)

	01	02
0057 FRANKFORT PCT 001	2	.00
0058 FRANKFORT PCT 002	14	.00
0059 FRANKFORT PCT 003	8	.00
0060 FRANKFORT PCT 004	3	.00
0061 FRANKFORT PCT 005	3	.01
0062 FRANKFORT PCT 006	1	.00
0063 FRANKFORT PCT 007	7	.00
0064 FRANKFORT PCT 008	16	.00
0065 FRANKFORT PCT 009	8	.00
0066 FRANKFORT PCT 010	23	.00
0067 FRANKFORT PCT 011	16	.00
0068 FRANKFORT PCT 012	5	.00
0069 FRANKFORT PCT 013	6	.00
0070 FRANKFORT PCT 014	6	.00
0071 FRANKFORT PCT 015	9	.00
0072 FRANKFORT PCT 016	7	.00
0073 FRANKFORT PCT 017	7	.00
0074 FRANKFORT PCT 018	12	.00
0075 FRANKFORT PCT 019	9	.00
0076 FRANKFORT PCT 020	9	.00
0077 FRANKFORT PCT 021	9	.00
0078 FRANKFORT PCT 022	31	.00
0079 FRANKFORT PCT 023	8	.00
0080 FRANKFORT PCT 024	9	.00
0081 FRANKFORT PCT 025	10	.00
0082 FRANKFORT PCT 026	7	.00
0083 FRANKFORT PCT 027	6	.00
0084 FRANKFORT PCT 028	5	.00
0085 GREEN GARDEN PCT 001	5	.00
0086 GREEN GARDEN PCT 002	7	.00
0087 HOMER PCT 001	3	.00
0088 HOMER PCT 002	9	.00
0089 HOMER PCT 003	7	.00
0090 HOMER PCT 004	4	.00
0091 HOMER PCT 005	7	.00
0092 HOMER PCT 006	5	.00
0093 HOMER PCT 007	2	.00
0094 HOMER PCT 008	8	.00
0095 HOMER PCT 009	9	.01
0096 HOMER PCT 010	8	.00
0097 HOMER PCT 011	7	.00
0098 HOMER PCT 012	2	.00
0099 HOMER PCT 013	10	.00
0100 HOMER PCT 014	11	.00
0101 HOMER PCT 015	6	.00
0102 HOMER PCT 016	8	.00
0103 HOMER PCT 017	10	.00
0104 HOMER PCT 018	7	.00
0105 JACKSON PCT 001	8	.00
0106 JACKSON PCT 002	12	.00
0107 JOLIET PCT 001	7	.00
0108 JOLIET PCT 002	34	.00
0109 JOLIET PCT 003	3	.00
0110 JOLIET PCT 004	12	.00
0111 JOLIET PCT 005	7	.00
0112 JOLIET PCT 006	9	.00
0113 JOLIET PCT 007	4	.00

01 = BALLOTS CAST - DEMOCRATIC

TOTAL PERCENT  
 2,597 99.31

02 = BALLOTS CAST - FEDERAL DEMOCRATIC

TOTAL PERCENT  
 18 .69

(CONTINUED FROM PREVIOUS PAGE)

	01	02
0114 JOLIET PCT 008	16	. . 0
0115 JOLIET PCT 009	7	. . 0
0116 JOLIET PCT 010	8	. . 0
0117 JOLIET PCT 011	13	. . 0
0118 JOLIET PCT 012	5	. . 0
0119 JOLIET PCT 013	7	. . 0
0120 JOLIET PCT 014	2	. . 0
0121 JOLIET PCT 015	8	. . 0
0122 JOLIET PCT 016	12	. . 0
0123 JOLIET PCT 017	10	. . 0
0124 JOLIET PCT 018	19	. . 0
0125 JOLIET PCT 019	12	. . 0
0126 JOLIET PCT 020	30	. . 0
0127 JOLIET PCT 021	9	. . 0
0128 JOLIET PCT 022	13	. . 1
0129 JOLIET PCT 023	8	. . 0
0130 JOLIET PCT 024	8	. . 0
0131 JOLIET PCT 025	12	. . 0
0132 JOLIET PCT 026	9	. . 0
0133 JOLIET PCT 027	3	. . 0
0134 JOLIET PCT 028	4	. . 0
0135 JOLIET PCT 029	5	. . 0
0136 JOLIET PCT 030	1	. . 0
0137 JOLIET PCT 031	6	. . 0
0138 JOLIET PCT 032	5	. . 0
0139 JOLIET PCT 033	6	. . 0
0140 JOLIET PCT 034	28	. . 0
0141 JOLIET PCT 035	27	. . 0
0142 JOLIET PCT 036	10	. . 2
0143 JOLIET PCT 037	10	. . 0
0144 LOCKPORT PCT 001	33	. . 0
0145 LOCKPORT PCT 002	9	. . 0
0146 LOCKPORT PCT 003	5	. . 0
0147 LOCKPORT PCT 004	10	. . 0
0148 LOCKPORT PCT 005	15	. . 0
0149 LOCKPORT PCT 006	8	. . 0
0150 LOCKPORT PCT 007	8	. . 0
0151 LOCKPORT PCT 008	2	. . 0
0152 LOCKPORT PCT 009	31	. . 0
0153 LOCKPORT PCT 010	9	. . 0
0154 LOCKPORT PCT 011	5	. . 0
0155 LOCKPORT PCT 012	3	. . 0
0156 LOCKPORT PCT 013	37	. . 0
0157 LOCKPORT PCT 014	4	. . 0
0158 LOCKPORT PCT 015	7	. . 0
0159 LOCKPORT PCT 016	18	. . 0
0160 LOCKPORT PCT 017	12	. . 0
0161 LOCKPORT PCT 018	19	. . 0
0162 LOCKPORT PCT 019	11	. . 0
0163 LOCKPORT PCT 020	15	. . 0
0164 LOCKPORT PCT 021	5	. . 3
0165 LOCKPORT PCT 022	9	. . 0
0166 LOCKPORT PCT 023	5	. . 0
0167 LOCKPORT PCT 024	10	. . 0
0168 MANHATTAN PCT 001	8	. . 0
0169 MANHATTAN PCT 002	10	. . 0
0170 MANHATTAN PCT 003	11	. . 0



01 = BALLOTS CAST - DEMOCRATIC	TOTAL	PERCENT	02 = BALLOTS CAST - FEDERAL DEMOCRATIC	TOTAL	PERCENT
	2,597	99.31		18	.69

(CONTINUED FROM PREVIOUS PAGE)

	01	02
0171 MANHATTAN PCT 004	10	. . 0
0172 MONEE PCT 001	17	. . 0
0173 MONEE PCT 002	12	. . 0
0174 MONEE PCT 003	10	. . 0
0175 MONEE PCT 004	8	. . 0
0176 MONEE PCT 005	8	. . 0
0177 MONEE PCT 006	8	. . 0
0178 MONEE PCT 007	12	. . 0
0179 MONEE PCT 008	5	. . 0
0180 NEW LENOX PCT 001	4	. . 0
0181 NEW LENOX PCT 002	11	. . 0
0182 NEW LENOX PCT 003	3	. . 0
0183 NEW LENOX PCT 004	4	. . 0
0184 NEW LENOX PCT 005	2	. . 0
0185 NEW LENOX PCT 006	9	. . 0
0186 NEW LENOX PCT 007	7	. . 0
0187 NEW LENOX PCT 008	13	. . 0
0188 NEW LENOX PCT 009	9	. . 0
0189 NEW LENOX PCT 010	11	. . 0
0190 NEW LENOX PCT 011	7	. . 0
0191 NEW LENOX PCT 012	4	. . 0
0192 NEW LENOX PCT 013	9	. . 0
0193 NEW LENOX PCT 014	10	. . 0
0194 NEW LENOX PCT 015	8	. . 0
0195 NEW LENOX PCT 016	5	. . 0
0196 NEW LENOX PCT 017	5	. . 0
0197 NEW LENOX PCT 018	6	. . 0
0198 NEW LENOX PCT 019	4	. . 0
0199 NEW LENOX PCT 020	7	. . 0
0200 PEOTONE PCT 001	3	. . 0
0201 PEOTONE PCT 002	5	. . 0
0202 PLAINFIELD PCT 001	10	. . 0
0203 PLAINFIELD PCT 002	5	. . 0
0204 PLAINFIELD PCT 003	9	. . 0
0205 PLAINFIELD PCT 004	2	. . 1
0206 PLAINFIELD PCT 005	5	. . 0
0207 PLAINFIELD PCT 006	1	. . 0
0208 PLAINFIELD PCT 007	7	. . 0
0209 PLAINFIELD PCT 008	7	. . 0
0210 PLAINFIELD PCT 009	8	. . 0
0211 PLAINFIELD PCT 010	5	. . 0
0212 PLAINFIELD PCT 011	4	. . 0
0213 PLAINFIELD PCT 012	3	. . 0
0214 PLAINFIELD PCT 013	15	. . 0
0215 PLAINFIELD PCT 014	6	. . 0
0216 PLAINFIELD PCT 015	9	. . 0
0217 PLAINFIELD PCT 016	5	. . 0
0218 PLAINFIELD PCT 017	6	. . 0
0219 PLAINFIELD PCT 018	1	. . 0
0220 PLAINFIELD PCT 019	2	. . 0
0221 PLAINFIELD PCT 020	21	. . 0
0222 PLAINFIELD PCT 021	18	. . 1
0223 PLAINFIELD PCT 022	7	. . 0
0224 PLAINFIELD PCT 023	9	. . 0
0225 PLAINFIELD PCT 024	12	. . 0
0226 PLAINFIELD PCT 025	8	. . 0
0227 PLAINFIELD PCT 026	2	. . 0

01 = BALLOTS CAST - DEMOCRATIC

TOTAL PERCENT  
2,597 99.31

02 = BALLOTS CAST - FEDERAL DEMOCRATIC

TOTAL PERCENT  
18 .69

(CONTINUED FROM PREVIOUS PAGE)

	01	02
0228 PLAINFIELD PCT 027	6	.0
0229 PLAINFIELD PCT 028	3	.0
0230 PLAINFIELD PCT 029	10	.0
0231 PLAINFIELD PCT 030	7	.0
0232 PLAINFIELD PCT 031	9	.0
0233 PLAINFIELD PCT 032	4	.0
0234 PLAINFIELD PCT 033	10	.0
0235 PLAINFIELD PCT 034	3	.0
0236 PLAINFIELD PCT 035	3	.0
0237 REED PCT 001	2	.0
0238 REED PCT 002	4	.0
0239 REED PCT 003	5	.0
0240 TROY PCT 001	7	.0
0241 TROY PCT 002	8	.0
0242 TROY PCT 003	10	.0
0243 TROY PCT 004	10	.0
0244 TROY PCT 005	15	.0
0245 TROY PCT 006	9	.0
0246 TROY PCT 007	9	.0
0247 TROY PCT 008	17	.0
0248 TROY PCT 009	8	.0
0249 TROY PCT 010	11	.0
0250 TROY PCT 011	21	.0
0251 TROY PCT 012	22	.2
0252 TROY PCT 013	18	.0
0253 TROY PCT 014	6	.0
0254 TROY PCT 015	8	.0
0255 TROY PCT 016	17	.0
0256 TROY PCT 017	5	.0
0257 TROY PCT 018	3	.0
0258 TROY PCT 019	2	.0
0259 TROY PCT 020	10	.0
0260 TROY PCT 021	3	.0
0261 TROY PCT 022	1	.0
0262 WASHINGTON PCT 001	8	.0
0263 WASHINGTON PCT 002	6	.0
0264 WASHINGTON PCT 003	3	.0
0265 WESLEY PCT 001	6	.0
0266 WHEATLAND PCT 001	3	.0
0267 WHEATLAND PCT 002	10	.0
0268 WHEATLAND PCT 003	1	.3
0269 WHEATLAND PCT 004	10	.0
0270 WHEATLAND PCT 005	9	.0
0271 WHEATLAND PCT 006	11	.0
0272 WHEATLAND PCT 007	8	.0
0273 WHEATLAND PCT 008	4	.0
0274 WHEATLAND PCT 009	8	.0
0275 WHEATLAND PCT 010	12	.0
0276 WHEATLAND PCT 011	8	.0
0277 WHEATLAND PCT 012	6	.0
0278 WHEATLAND PCT 013	14	.0
0279 WHEATLAND PCT 014	9	.0
0280 WHEATLAND PCT 015	3	.0
0281 WHEATLAND PCT 016	3	.0
0282 WHEATLAND PCT 017	12	.0
0283 WHEATLAND PCT 018	8	.0
0284 WHEATLAND PCT 019	10	.0

	TOTAL	PERCENT		TOTAL	PERCENT
01 = BALLOTS CAST - DEMOCRATIC	2,597	99.31	02 = BALLOTS CAST - FEDERAL DEMOCRATIC	18	.69
(CONTINUED FROM PREVIOUS PAGE)					
			01	02	
0285 WHEATLAND PCT 020			2	.0	
0286 WHEATLAND PCT 021			4	.0	
0287 WHEATLAND PCT 022			8	.0	
0288 WHEATLAND PCT 023			4	.0	
0289 WHEATLAND PCT 024			3	.0	
0290 WHEATLAND PCT 025			6	.0	
0291 WHEATLAND PCT 026			17	.0	
0292 WHEATLAND PCT 027			9	.0	
0293 WHEATLAND PCT 028			3	.0	
0294 WHEATLAND PCT 029			12	.0	
0295 WHEATLAND PCT 030			10	.0	
0296 WILL PCT 001			6	.0	
0297 WILMINGTON PCT 001			4	.0	
0298 WILMINGTON PCT 002			13	.0	
0299 WILMINGTON PCT 003			5	.0	
0300 WILTON PCT 001			7	.0	



**Nancy Schultz Voots**

W I L L C O U N T Y C L E R K



**Democratic Party**

**EARLY VOTING**  
**(BY PRECINCT)**

	TOTAL	PERCENT		TOTAL	PERCENT
01 = BALLOTS CAST - DEMOCRATIC	7,469	100.00	02 = BALLOTS CAST - FEDERAL DEMOCRATIC	0	
	01	02			
0001 CHANNAHON PCT 001	15	. . 0			
0002 CHANNAHON PCT 002	30	. . 0			
0003 CHANNAHON PCT 003	30	. . 0			
0004 CHANNAHON PCT 004	16	. . 0			
0005 CHANNAHON PCT 005	20	. . 0			
0006 CRETE PCT 001	29	. . 0			
0007 CRETE PCT 002	23	. . 0			
0008 CRETE PCT 003	9	. . 0			
0009 CRETE PCT 004	35	. . 0			
0010 CRETE PCT 005	44	. . 0			
0011 CRETE PCT 006	23	. . 0			
0012 CRETE PCT 007	37	. . 0			
0013 CRETE PCT 008	42	. . 0			
0014 CRETE PCT 009	20	. . 0			
0015 CRETE PCT 010	18	. . 0			
0016 CRETE PCT 011	7	. . 0			
0017 CRETE PCT 012	21	. . 0			
0018 CUSTER PCT 001	9	. . 0			
0019 DU PAGE PCT 001	39	. . 0			
0020 DU PAGE PCT 002	35	. . 0			
0021 DU PAGE PCT 003	34	. . 0			
0022 DU PAGE PCT 004	15	. . 0			
0023 DU PAGE PCT 005	11	. . 0			
0024 DU PAGE PCT 006	15	. . 0			
0025 DU PAGE PCT 007	22	. . 0			
0026 DU PAGE PCT 008	12	. . 0			
0027 DU PAGE PCT 009	9	. . 0			
0028 DU PAGE PCT 010	13	. . 0			
0029 DU PAGE PCT 011	16	. . 0			
0030 DU PAGE PCT 012	12	. . 0			
0031 DU PAGE PCT 013	12	. . 0			
0032 DU PAGE PCT 014	20	. . 0			
0033 DU PAGE PCT 015	21	. . 0			
0034 DU PAGE PCT 016	17	. . 0			
0035 DU PAGE PCT 017	14	. . 0			
0036 DU PAGE PCT 018	6	. . 0			
0037 DU PAGE PCT 019	15	. . 0			
0038 DU PAGE PCT 020	7	. . 0			
0039 DU PAGE PCT 021	10	. . 0			
0040 DU PAGE PCT 022	17	. . 0			
0041 DU PAGE PCT 023	18	. . 0			
0042 DU PAGE PCT 024	16	. . 0			
0043 DU PAGE PCT 025	19	. . 0			
0044 DU PAGE PCT 026	16	. . 0			
0045 DU PAGE PCT 027	7	. . 0			
0046 DU PAGE PCT 028	11	. . 0			
0047 DU PAGE PCT 029	9	. . 0			
0048 DU PAGE PCT 030	6	. . 0			
0049 DU PAGE PCT 031	6	. . 0			
0050 DU PAGE PCT 032	14	. . 0			
0051 DU PAGE PCT 033	17	. . 0			
0052 DU PAGE PCT 034	13	. . 0			
0053 DU PAGE PCT 035	17	. . 0			
0054 DU PAGE PCT 036	26	. . 0			
0055 DU PAGE PCT 037	7	. . 0			
0056 FLORENCE PCT 001	3	. . 0			

01 = BALLOTS CAST - DEMOCRATIC

TOTAL PERCENT  
7,469 100.00

02 = BALLOTS CAST - FEDERAL DEMOCRATIC

TOTAL PERCENT  
0

(CONTINUED FROM PREVIOUS PAGE)

	01	02
0057 FRANKFORT PCT 001	27	. . 0
0058 FRANKFORT PCT 002	25	. . 0
0059 FRANKFORT PCT 003	26	. . 0
0060 FRANKFORT PCT 004	28	. . 0
0061 FRANKFORT PCT 005	47	. . 0
0062 FRANKFORT PCT 006	29	. . 0
0063 FRANKFORT PCT 007	40	. . 0
0064 FRANKFORT PCT 008	21	. . 0
0065 FRANKFORT PCT 009	16	. . 0
0066 FRANKFORT PCT 010	33	. . 0
0067 FRANKFORT PCT 011	24	. . 0
0068 FRANKFORT PCT 012	23	. . 0
0069 FRANKFORT PCT 013	30	. . 0
0070 FRANKFORT PCT 014	21	. . 0
0071 FRANKFORT PCT 015	15	. . 0
0072 FRANKFORT PCT 016	13	. . 0
0073 FRANKFORT PCT 017	39	. . 0
0074 FRANKFORT PCT 018	24	. . 0
0075 FRANKFORT PCT 019	28	. . 0
0076 FRANKFORT PCT 020	28	. . 0
0077 FRANKFORT PCT 021	31	. . 0
0078 FRANKFORT PCT 022	38	. . 0
0079 FRANKFORT PCT 023	16	. . 0
0080 FRANKFORT PCT 024	41	. . 0
0081 FRANKFORT PCT 025	28	. . 0
0082 FRANKFORT PCT 026	30	. . 0
0083 FRANKFORT PCT 027	11	. . 0
0084 FRANKFORT PCT 028	34	. . 0
0085 GREEN GARDEN PCT 001	14	. . 0
0086 GREEN GARDEN PCT 002	12	. . 0
0087 HOMER PCT 001	13	. . 0
0088 HOMER PCT 002	18	. . 0
0089 HOMER PCT 003	29	. . 0
0090 HOMER PCT 004	19	. . 0
0091 HOMER PCT 005	19	. . 0
0092 HOMER PCT 006	27	. . 0
0093 HOMER PCT 007	27	. . 0
0094 HOMER PCT 008	34	. . 0
0095 HOMER PCT 009	30	. . 0
0096 HOMER PCT 010	22	. . 0
0097 HOMER PCT 011	28	. . 0
0098 HOMER PCT 012	26	. . 0
0099 HOMER PCT 013	11	. . 0
0100 HOMER PCT 014	25	. . 0
0101 HOMER PCT 015	23	. . 0
0102 HOMER PCT 016	18	. . 0
0103 HOMER PCT 017	16	. . 0
0104 HOMER PCT 018	13	. . 0
0105 JACKSON PCT 001	23	. . 0
0106 JACKSON PCT 002	43	. . 0
0107 JOLIET PCT 001	36	. . 0
0108 JOLIET PCT 002	23	. . 0
0109 JOLIET PCT 003	12	. . 0
0110 JOLIET PCT 004	28	. . 0
0111 JOLIET PCT 005	89	. . 0
0112 JOLIET PCT 006	32	. . 0
0113 JOLIET PCT 007	24	. . 0

01 = BALLOTS CAST - DEMOCRATIC

TOTAL PERCENT  
7,469 100.00

02 = BALLOTS CAST - FEDERAL DEMOCRATIC

TOTAL PERCENT  
0

(CONTINUED FROM PREVIOUS PAGE)

	01	02
0114 JOLIET PCT 008	18	0
0115 JOLIET PCT 009	23	0
0116 JOLIET PCT 010	30	0
0117 JOLIET PCT 011	29	0
0118 JOLIET PCT 012	42	0
0119 JOLIET PCT 013	53	0
0120 JOLIET PCT 014	71	0
0121 JOLIET PCT 015	30	0
0122 JOLIET PCT 016	41	0
0123 JOLIET PCT 017	40	0
0124 JOLIET PCT 018	31	0
0125 JOLIET PCT 019	33	0
0126 JOLIET PCT 020	35	0
0127 JOLIET PCT 021	36	0
0128 JOLIET PCT 022	47	0
0129 JOLIET PCT 023	61	0
0130 JOLIET PCT 024	21	0
0131 JOLIET PCT 025	34	0
0132 JOLIET PCT 026	26	0
0133 JOLIET PCT 027	27	0
0134 JOLIET PCT 028	41	0
0135 JOLIET PCT 029	39	0
0136 JOLIET PCT 030	33	0
0137 JOLIET PCT 031	37	0
0138 JOLIET PCT 032	46	0
0139 JOLIET PCT 033	7	0
0140 JOLIET PCT 034	48	0
0141 JOLIET PCT 035	48	0
0142 JOLIET PCT 036	55	0
0143 JOLIET PCT 037	47	0
0144 LOCKPORT PCT 001	16	0
0145 LOCKPORT PCT 002	35	0
0146 LOCKPORT PCT 003	31	0
0147 LOCKPORT PCT 004	18	0
0148 LOCKPORT PCT 005	21	0
0149 LOCKPORT PCT 006	18	0
0150 LOCKPORT PCT 007	28	0
0151 LOCKPORT PCT 008	21	0
0152 LOCKPORT PCT 009	34	0
0153 LOCKPORT PCT 010	13	0
0154 LOCKPORT PCT 011	33	0
0155 LOCKPORT PCT 012	15	0
0156 LOCKPORT PCT 013	42	0
0157 LOCKPORT PCT 014	22	0
0158 LOCKPORT PCT 015	16	0
0159 LOCKPORT PCT 016	31	0
0160 LOCKPORT PCT 017	34	0
0161 LOCKPORT PCT 018	25	0
0162 LOCKPORT PCT 019	23	0
0163 LOCKPORT PCT 020	17	0
0164 LOCKPORT PCT 021	25	0
0165 LOCKPORT PCT 022	21	0
0166 LOCKPORT PCT 023	14	0
0167 LOCKPORT PCT 024	22	0
0168 MANHATTAN PCT 001	13	0
0169 MANHATTAN PCT 002	14	0
0170 MANHATTAN PCT 003	19	0

01 = BALLOTS CAST - DEMOCRATIC	TOTAL	PERCENT	02 = BALLOTS CAST - FEDERAL DEMOCRATIC	TOTAL	PERCENT
	7,469	100.00		0	

(CONTINUED FROM PREVIOUS PAGE)

	01	02
0171 MANHATTAN PCT 004	17	. . 0
0172 MONEE PCT 001	32	. . 0
0173 MONEE PCT 002	53	. . 0
0174 MONEE PCT 003	51	. . 0
0175 MONEE PCT 004	53	. . 0
0176 MONEE PCT 005	28	. . 0
0177 MONEE PCT 006	15	. . 0
0178 MONEE PCT 007	34	. . 0
0179 MONEE PCT 008	21	. . 0
0180 NEW LENOX PCT 001	15	. . 0
0181 NEW LENOX PCT 002	20	. . 0
0182 NEW LENOX PCT 003	11	. . 0
0183 NEW LENOX PCT 004	8	. . 0
0184 NEW LENOX PCT 005	24	. . 0
0185 NEW LENOX PCT 006	12	. . 0
0186 NEW LENOX PCT 007	27	. . 0
0187 NEW LENOX PCT 008	30	. . 0
0188 NEW LENOX PCT 009	19	. . 0
0189 NEW LENOX PCT 010	47	. . 0
0190 NEW LENOX PCT 011	30	. . 0
0191 NEW LENOX PCT 012	20	. . 0
0192 NEW LENOX PCT 013	22	. . 0
0193 NEW LENOX PCT 014	40	. . 0
0194 NEW LENOX PCT 015	27	. . 0
0195 NEW LENOX PCT 016	29	. . 0
0196 NEW LENOX PCT 017	26	. . 0
0197 NEW LENOX PCT 018	18	. . 0
0198 NEW LENOX PCT 019	26	. . 0
0199 NEW LENOX PCT 020	37	. . 0
0200 PEOTONE PCT 001	26	. . 0
0201 PEOTONE PCT 002	22	. . 0
0202 PLAINFIELD PCT 001	31	. . 0
0203 PLAINFIELD PCT 002	32	. . 0
0204 PLAINFIELD PCT 003	33	. . 0
0205 PLAINFIELD PCT 004	9	. . 0
0206 PLAINFIELD PCT 005	26	. . 0
0207 PLAINFIELD PCT 006	8	. . 0
0208 PLAINFIELD PCT 007	33	. . 0
0209 PLAINFIELD PCT 008	33	. . 0
0210 PLAINFIELD PCT 009	40	. . 0
0211 PLAINFIELD PCT 010	31	. . 0
0212 PLAINFIELD PCT 011	4	. . 0
0213 PLAINFIELD PCT 012	27	. . 0
0214 PLAINFIELD PCT 013	31	. . 0
0215 PLAINFIELD PCT 014	33	. . 0
0216 PLAINFIELD PCT 015	35	. . 0
0217 PLAINFIELD PCT 016	29	. . 0
0218 PLAINFIELD PCT 017	28	. . 0
0219 PLAINFIELD PCT 018	15	. . 0
0220 PLAINFIELD PCT 019	26	. . 0
0221 PLAINFIELD PCT 020	26	. . 0
0222 PLAINFIELD PCT 021	15	. . 0
0223 PLAINFIELD PCT 022	31	. . 0
0224 PLAINFIELD PCT 023	18	. . 0
0225 PLAINFIELD PCT 024	11	. . 0
0226 PLAINFIELD PCT 025	8	. . 0
0227 PLAINFIELD PCT 026	17	. . 0



01 = BALLOTS CAST - DEMOCRATIC

TOTAL PERCENT  
7,469 100.00

02 = BALLOTS CAST - FEDERAL DEMOCRATIC

TOTAL PERCENT  
0

(CONTINUED FROM PREVIOUS PAGE)

	01	02
0228 PLAINFIELD PCT 027	12	0
0229 PLAINFIELD PCT 028	9	0
0230 PLAINFIELD PCT 029	8	0
0231 PLAINFIELD PCT 030	20	0
0232 PLAINFIELD PCT 031	8	0
0233 PLAINFIELD PCT 032	18	0
0234 PLAINFIELD PCT 033	15	0
0235 PLAINFIELD PCT 034	22	0
0236 PLAINFIELD PCT 035	12	0
0237 REED PCT 001	9	0
0238 REED PCT 002	26	0
0239 REED PCT 003	10	0
0240 TROY PCT 001	20	0
0241 TROY PCT 002	45	0
0242 TROY PCT 003	10	0
0243 TROY PCT 004	16	0
0244 TROY PCT 005	36	0
0245 TROY PCT 006	16	0
0246 TROY PCT 007	33	0
0247 TROY PCT 008	33	0
0248 TROY PCT 009	25	0
0249 TROY PCT 010	30	0
0250 TROY PCT 011	33	0
0251 TROY PCT 012	24	0
0252 TROY PCT 013	68	0
0253 TROY PCT 014	27	0
0254 TROY PCT 015	34	0
0255 TROY PCT 016	36	0
0256 TROY PCT 017	31	0
0257 TROY PCT 018	17	0
0258 TROY PCT 019	32	0
0259 TROY PCT 020	39	0
0260 TROY PCT 021	17	0
0261 TROY PCT 022	5	0
0262 WASHINGTON PCT 001	15	0
0263 WASHINGTON PCT 002	19	0
0264 WASHINGTON PCT 003	10	0
0265 WESLEY PCT 001	12	0
0266 WHEATLAND PCT 001	34	0
0267 WHEATLAND PCT 002	46	0
0268 WHEATLAND PCT 003	22	0
0269 WHEATLAND PCT 004	38	0
0270 WHEATLAND PCT 005	37	0
0271 WHEATLAND PCT 006	26	0
0272 WHEATLAND PCT 007	33	0
0273 WHEATLAND PCT 008	23	0
0274 WHEATLAND PCT 009	47	0
0275 WHEATLAND PCT 010	33	0
0276 WHEATLAND PCT 011	22	0
0277 WHEATLAND PCT 012	35	0
0278 WHEATLAND PCT 013	31	0
0279 WHEATLAND PCT 014	24	0
0280 WHEATLAND PCT 015	26	0
0281 WHEATLAND PCT 016	24	0
0282 WHEATLAND PCT 017	26	0
0283 WHEATLAND PCT 018	20	0
0284 WHEATLAND PCT 019	27	0

01 = BALLOTS CAST - DEMOCRATIC		TOTAL	PERCENT	02 = BALLOTS CAST - FEDERAL DEMOCRATIC		TOTAL	PERCENT
(CONTINUED FROM PREVIOUS PAGE)		7,469	100.00			0	
	01	02					
0285 WHEATLAND PCT 020	21	. . 0					
0286 WHEATLAND PCT 021	18	. . 0					
0287 WHEATLAND PCT 022	16	. . 0					
0288 WHEATLAND PCT 023	21	. . 0					
0289 WHEATLAND PCT 024	9	. . 0					
0290 WHEATLAND PCT 025	26	. . 0					
0291 WHEATLAND PCT 026	36	. . 0					
0292 WHEATLAND PCT 027	18	. . 0					
0293 WHEATLAND PCT 028	24	. . 0					
0294 WHEATLAND PCT 029	36	. . 0					
0295 WHEATLAND PCT 030	27	. . 0					
0296 WILL PCT 001	12	. . 0					
0297 WILMINGTON PCT 001	19	. . 0					
0298 WILMINGTON PCT 002	15	. . 0					
0299 WILMINGTON PCT 003	18	. . 0					
0300 WILTON PCT 001	2	. . 0					



**Nancy Schultz Voots**

W I L L C O U N T Y C L E R K



**Democratic Party**

**PROVISIONAL  
VOTING  
(BY PRECINCT)**

01 = BALLOTS CAST - DEMOCRATIC

TOTAL PERCENT  
1,088 99.63

02 = BALLOTS CAST - FEDERAL DEMOCRATIC

TOTAL PERCENT  
4 .37

	01	02
0001 CHANNAHON PCT 001	4	.0
0002 CHANNAHON PCT 002	3	.0
0003 CHANNAHON PCT 003	3	.0
0004 CHANNAHON PCT 004	1	.0
0005 CHANNAHON PCT 005	3	.0
0006 CRETE PCT 001	4	.0
0007 CRETE PCT 002	3	.0
0008 CRETE PCT 003	2	.0
0009 CRETE PCT 004	5	.0
0010 CRETE PCT 005	2	.0
0011 CRETE PCT 006	2	.0
0012 CRETE PCT 007	3	.0
0013 CRETE PCT 008	2	.0
0014 CRETE PCT 009	2	.0
0015 CRETE PCT 010	4	.0
0016 CRETE PCT 011	2	.0
0017 CRETE PCT 012	0	.0
0018 CUSTER PCT 001	1	.0
0019 DU PAGE PCT 001	9	.0
0020 DU PAGE PCT 002	3	.0
0021 DU PAGE PCT 003	4	.0
0022 DU PAGE PCT 004	7	.0
0023 DU PAGE PCT 005	5	.0
0024 DU PAGE PCT 006	8	.0
0025 DU PAGE PCT 007	6	.0
0026 DU PAGE PCT 008	8	.0
0027 DU PAGE PCT 009	3	.0
0028 DU PAGE PCT 010	8	.0
0029 DU PAGE PCT 011	12	.0
0030 DU PAGE PCT 012	6	.0
0031 DU PAGE PCT 013	6	.0
0032 DU PAGE PCT 014	6	.0
0033 DU PAGE PCT 015	11	.0
0034 DU PAGE PCT 016	5	.0
0035 DU PAGE PCT 017	9	.0
0036 DU PAGE PCT 018	3	.0
0037 DU PAGE PCT 019	5	.0
0038 DU PAGE PCT 020	3	.0
0039 DU PAGE PCT 021	2	.0
0040 DU PAGE PCT 022	6	.0
0041 DU PAGE PCT 023	13	.0
0042 DU PAGE PCT 024	4	.0
0043 DU PAGE PCT 025	3	.1
0044 DU PAGE PCT 026	3	.0
0045 DU PAGE PCT 027	6	.0
0046 DU PAGE PCT 028	5	.0
0047 DU PAGE PCT 029	9	.0
0048 DU PAGE PCT 030	2	.0
0049 DU PAGE PCT 031	4	.0
0050 DU PAGE PCT 032	3	.0
0051 DU PAGE PCT 033	2	.0
0052 DU PAGE PCT 034	1	.0
0053 DU PAGE PCT 035	0	.0
0054 DU PAGE PCT 036	0	.0
0055 DU PAGE PCT 037	2	.0
0056 FLORENCE PCT 001	1	.0

01 = BALLOTS CAST - DEMOCRATIC	TOTAL	PERCENT	02 = BALLOTS CAST - FEDERAL DEMOCRATIC	TOTAL	PERCENT
	1,088	99.63		4	.37

(CONTINUED FROM PREVIOUS PAGE)

	01	02
0057 FRANKFORT PCT 001	1	.00
0058 FRANKFORT PCT 002	3	.00
0059 FRANKFORT PCT 003	3	.00
0060 FRANKFORT PCT 004	3	.00
0061 FRANKFORT PCT 005	4	.00
0062 FRANKFORT PCT 006	1	.00
0063 FRANKFORT PCT 007	1	.00
0064 FRANKFORT PCT 008	5	.00
0065 FRANKFORT PCT 009	3	.00
0066 FRANKFORT PCT 010	4	.00
0067 FRANKFORT PCT 011	3	.00
0068 FRANKFORT PCT 012	1	.00
0069 FRANKFORT PCT 013	3	.00
0070 FRANKFORT PCT 014	3	.00
0071 FRANKFORT PCT 015	4	.00
0072 FRANKFORT PCT 016	3	.00
0073 FRANKFORT PCT 017	2	.00
0074 FRANKFORT PCT 018	5	.00
0075 FRANKFORT PCT 019	6	.00
0076 FRANKFORT PCT 020	2	.00
0077 FRANKFORT PCT 021	0	.00
0078 FRANKFORT PCT 022	4	.00
0079 FRANKFORT PCT 023	4	.00
0080 FRANKFORT PCT 024	9	.00
0081 FRANKFORT PCT 025	2	.00
0082 FRANKFORT PCT 026	5	.00
0083 FRANKFORT PCT 027	0	.00
0084 FRANKFORT PCT 028	4	.00
0085 GREEN GARDEN PCT 001	7	.00
0086 GREEN GARDEN PCT 002	10	.00
0087 HOMER PCT 001	1	.00
0088 HOMER PCT 002	2	.00
0089 HOMER PCT 003	2	.00
0090 HOMER PCT 004	1	.00
0091 HOMER PCT 005	0	.00
0092 HOMER PCT 006	1	.00
0093 HOMER PCT 007	1	.00
0094 HOMER PCT 008	3	.00
0095 HOMER PCT 009	5	.00
0096 HOMER PCT 010	2	.00
0097 HOMER PCT 011	5	.00
0098 HOMER PCT 012	4	.00
0099 HOMER PCT 013	1	.00
0100 HOMER PCT 014	3	.00
0101 HOMER PCT 015	4	.00
0102 HOMER PCT 016	2	.00
0103 HOMER PCT 017	2	.00
0104 HOMER PCT 018	1	.00
0105 JACKSON PCT 001	3	.00
0106 JACKSON PCT 002	4	.00
0107 JOLIET PCT 001	5	.00
0108 JOLIET PCT 002	1	.00
0109 JOLIET PCT 003	4	.00
0110 JOLIET PCT 004	9	.00
0111 JOLIET PCT 005	11	.00
0112 JOLIET PCT 006	3	.00
0113 JOLIET PCT 007	3	.00

01 = BALLOTS CAST - DEMOCRATIC

TOTAL PERCENT  
1,088 99.63

02 = BALLOTS CAST - FEDERAL DEMOCRATIC

TOTAL PERCENT  
4 .37

(CONTINUED FROM PREVIOUS PAGE)

	01	02
0114 JOLIET PCT 008	7	.0
0115 JOLIET PCT 009	4	.0
0116 JOLIET PCT 010	3	.0
0117 JOLIET PCT 011	4	.0
0118 JOLIET PCT 012	6	.0
0119 JOLIET PCT 013	4	.0
0120 JOLIET PCT 014	4	.0
0121 JOLIET PCT 015	3	.0
0122 JOLIET PCT 016	4	.0
0123 JOLIET PCT 017	2	.2
0124 JOLIET PCT 018	6	.0
0125 JOLIET PCT 019	3	.0
0126 JOLIET PCT 020	9	.0
0127 JOLIET PCT 021	4	.0
0128 JOLIET PCT 022	4	.0
0129 JOLIET PCT 023	8	.0
0130 JOLIET PCT 024	2	.0
0131 JOLIET PCT 025	8	.0
0132 JOLIET PCT 026	6	.0
0133 JOLIET PCT 027	6	.0
0134 JOLIET PCT 028	5	.0
0135 JOLIET PCT 029	4	.0
0136 JOLIET PCT 030	5	.0
0137 JOLIET PCT 031	1	.0
0138 JOLIET PCT 032	3	.0
0139 JOLIET PCT 033	0	.0
0140 JOLIET PCT 034	11	.0
0141 JOLIET PCT 035	8	.0
0142 JOLIET PCT 036	2	.0
0143 JOLIET PCT 037	3	.0
0144 LOCKPORT PCT 001	7	.0
0145 LOCKPORT PCT 002	0	.0
0146 LOCKPORT PCT 003	0	.0
0147 LOCKPORT PCT 004	2	.0
0148 LOCKPORT PCT 005	4	.0
0149 LOCKPORT PCT 006	7	.0
0150 LOCKPORT PCT 007	6	.0
0151 LOCKPORT PCT 008	0	.0
0152 LOCKPORT PCT 009	9	.0
0153 LOCKPORT PCT 010	1	.0
0154 LOCKPORT PCT 011	0	.0
0155 LOCKPORT PCT 012	8	.0
0156 LOCKPORT PCT 013	3	.0
0157 LOCKPORT PCT 014	3	.0
0158 LOCKPORT PCT 015	1	.0
0159 LOCKPORT PCT 016	4	.0
0160 LOCKPORT PCT 017	11	.0
0161 LOCKPORT PCT 018	6	.0
0162 LOCKPORT PCT 019	1	.0
0163 LOCKPORT PCT 020	2	.0
0164 LOCKPORT PCT 021	4	.0
0165 LOCKPORT PCT 022	8	.0
0166 LOCKPORT PCT 023	2	.0
0167 LOCKPORT PCT 024	1	.0
0168 MANHATTAN PCT 001	3	.0
0169 MANHATTAN PCT 002	4	.0
0170 MANHATTAN PCT 003	4	.0

01 = BALLOTS CAST - DEMOCRATIC	TOTAL	PERCENT	02 = BALLOTS CAST - FEDERAL DEMOCRATIC	TOTAL	PERCENT
	1,088	99.63		4	.37

(CONTINUED FROM PREVIOUS PAGE)

	01	02
0171 MANHATTAN PCT 004	4	.00
0172 MONEE PCT 001	8	.00
0173 MONEE PCT 002	6	.00
0174 MONEE PCT 003	4	.00
0175 MONEE PCT 004	5	.00
0176 MONEE PCT 005	7	.00
0177 MONEE PCT 006	1	.00
0178 MONEE PCT 007	4	.00
0179 MONEE PCT 008	3	.00
0180 NEW LENOX PCT 001	2	.00
0181 NEW LENOX PCT 002	4	.00
0182 NEW LENOX PCT 003	2	.00
0183 NEW LENOX PCT 004	2	.00
0184 NEW LENOX PCT 005	2	.00
0185 NEW LENOX PCT 006	2	.00
0186 NEW LENOX PCT 007	1	.00
0187 NEW LENOX PCT 008	0	.00
0188 NEW LENOX PCT 009	2	.00
0189 NEW LENOX PCT 010	1	.00
0190 NEW LENOX PCT 011	1	.00
0191 NEW LENOX PCT 012	0	.00
0192 NEW LENOX PCT 013	1	.00
0193 NEW LENOX PCT 014	0	.00
0194 NEW LENOX PCT 015	3	.00
0195 NEW LENOX PCT 016	5	.00
0196 NEW LENOX PCT 017	3	.00
0197 NEW LENOX PCT 018	4	.00
0198 NEW LENOX PCT 019	0	.00
0199 NEW LENOX PCT 020	2	.00
0200 PEOTONE PCT 001	2	.00
0201 PEOTONE PCT 002	3	.00
0202 PLAINFIELD PCT 001	5	.00
0203 PLAINFIELD PCT 002	3	.00
0204 PLAINFIELD PCT 003	3	.00
0205 PLAINFIELD PCT 004	1	.00
0206 PLAINFIELD PCT 005	2	.00
0207 PLAINFIELD PCT 006	4	.00
0208 PLAINFIELD PCT 007	6	.00
0209 PLAINFIELD PCT 008	1	.00
0210 PLAINFIELD PCT 009	2	.00
0211 PLAINFIELD PCT 010	3	.00
0212 PLAINFIELD PCT 011	0	.00
0213 PLAINFIELD PCT 012	0	.00
0214 PLAINFIELD PCT 013	2	.00
0215 PLAINFIELD PCT 014	2	.00
0216 PLAINFIELD PCT 015	6	.00
0217 PLAINFIELD PCT 016	0	.00
0218 PLAINFIELD PCT 017	3	.00
0219 PLAINFIELD PCT 018	7	.00
0220 PLAINFIELD PCT 019	0	.00
0221 PLAINFIELD PCT 020	11	.00
0222 PLAINFIELD PCT 021	5	.00
0223 PLAINFIELD PCT 022	4	.00
0224 PLAINFIELD PCT 023	3	.00
0225 PLAINFIELD PCT 024	4	.00
0226 PLAINFIELD PCT 025	2	.00
0227 PLAINFIELD PCT 026	4	.00

01 = BALLOTS CAST - DEMOCRATIC

TOTAL PERCENT  
 1,088 99.63

02 = BALLOTS CAST - FEDERAL DEMOCRATIC

TOTAL PERCENT  
 4 .37

(CONTINUED FROM PREVIOUS PAGE)

	01	02
0228 PLAINFIELD PCT 027	5	.0
0229 PLAINFIELD PCT 028	5	.0
0230 PLAINFIELD PCT 029	0	.0
0231 PLAINFIELD PCT 030	1	.0
0232 PLAINFIELD PCT 031	3	.1
0233 PLAINFIELD PCT 032	1	.0
0234 PLAINFIELD PCT 033	2	.0
0235 PLAINFIELD PCT 034	2	.0
0236 PLAINFIELD PCT 035	5	.0
0237 REED PCT 001	0	.0
0238 REED PCT 002	3	.0
0239 REED PCT 003	1	.0
0240 TROY PCT 001	1	.0
0241 TROY PCT 002	2	.0
0242 TROY PCT 003	4	.0
0243 TROY PCT 004	2	.0
0244 TROY PCT 005	6	.0
0245 TROY PCT 006	3	.0
0246 TROY PCT 007	3	.0
0247 TROY PCT 008	5	.0
0248 TROY PCT 009	6	.0
0249 TROY PCT 010	1	.0
0250 TROY PCT 011	6	.0
0251 TROY PCT 012	11	.0
0252 TROY PCT 013	6	.0
0253 TROY PCT 014	1	.0
0254 TROY PCT 015	3	.0
0255 TROY PCT 016	12	.0
0256 TROY PCT 017	5	.0
0257 TROY PCT 018	4	.0
0258 TROY PCT 019	2	.0
0259 TROY PCT 020	2	.0
0260 TROY PCT 021	4	.0
0261 TROY PCT 022	0	.0
0262 WASHINGTON PCT 001	3	.0
0263 WASHINGTON PCT 002	3	.0
0264 WASHINGTON PCT 003	3	.0
0265 WESLEY PCT 001	2	.0
0266 WHEATLAND PCT 001	3	.0
0267 WHEATLAND PCT 002	5	.0
0268 WHEATLAND PCT 003	4	.0
0269 WHEATLAND PCT 004	4	.0
0270 WHEATLAND PCT 005	4	.0
0271 WHEATLAND PCT 006	2	.0
0272 WHEATLAND PCT 007	7	.0
0273 WHEATLAND PCT 008	7	.0
0274 WHEATLAND PCT 009	11	.0
0275 WHEATLAND PCT 010	3	.0
0276 WHEATLAND PCT 011	4	.0
0277 WHEATLAND PCT 012	4	.0
0278 WHEATLAND PCT 013	6	.0
0279 WHEATLAND PCT 014	1	.0
0280 WHEATLAND PCT 015	3	.0
0281 WHEATLAND PCT 016	5	.0
0282 WHEATLAND PCT 017	4	.0
0283 WHEATLAND PCT 018	2	.0
0284 WHEATLAND PCT 019	3	.0



	TOTAL	PERCENT		TOTAL	PERCENT
01 = BALLOTS CAST - DEMOCRATIC	1,088	99.63	02 = BALLOTS CAST - FEDERAL DEMOCRATIC	4	.37
(CONTINUED FROM PREVIOUS PAGE)					
			01	02	
0285 WHEATLAND PCT 020			3	.0	
0286 WHEATLAND PCT 021			2	.0	
0287 WHEATLAND PCT 022			7	.0	
0288 WHEATLAND PCT 023			5	.0	
0289 WHEATLAND PCT 024			2	.0	
0290 WHEATLAND PCT 025			2	.0	
0291 WHEATLAND PCT 026			6	.0	
0292 WHEATLAND PCT 027			4	.0	
0293 WHEATLAND PCT 028			1	.0	
0294 WHEATLAND PCT 029			5	.0	
0295 WHEATLAND PCT 030			0	.0	
0296 WILL PCT 001			1	.0	
0297 WILMINGTON PCT 001			1	.0	
0298 WILMINGTON PCT 002			1	.0	
0299 WILMINGTON PCT 003			4	.0	
0300 WILTON PCT 001			0	.0	



**Nancy Schultz Voots**

**W I L L C O U N T Y C L E R K**



**Democratic Party**

**PRESIDENT  
SUMMARY**

**(Ballots Cast Statistics)  
(Includes by Congressional District)**

	TOTAL	PERCENT		TOTAL	PERCENT
01 = REGISTERED VOTERS - TOTAL	396,560		05 = BALLOTS CAST - DEMOCRATIC	90,775	51.05
02 = BALLOTS CAST - TOTAL	177,799		06 = BALLOTS CAST - FEDERAL DEMOCRATIC	716	.40
03 = BALLOTS CAST - REPUBLICAN	84,869	47.73	07 = BALLOTS CAST - NONPARTISAN	893	.50
04 = BALLOTS CAST - FEDERAL REPUBLICAN	546	.31	08 = BALLOTS CAST - BLANK	30	

	01	02	03	04	05	06	07	08
0001 CHANNAHON PCT 001	1369	606	387	.0	.219	.0	.0	.0
0002 CHANNAHON PCT 002	1568	706	438	.0	.268	.0	.0	.0
0003 CHANNAHON PCT 003	1409	601	347	.1	.253	.0	.0	.0
0004 CHANNAHON PCT 004	1291	612	289	.78	.244	.1	.0	.0
0005 CHANNAHON PCT 005	1413	561	313	.1	.247	.0	.0	.0
0006 CRETE PCT 001	1295	645	158	.0	.481	.6	.0	.1
0007 CRETE PCT 002	1275	472	133	.0	.338	.1	.0	.0
0008 CRETE PCT 003	1230	439	180	.1	.258	.0	.0	.0
0009 CRETE PCT 004	1282	617	214	.0	.402	.1	.0	.0
0010 CRETE PCT 005	1202	614	149	.6	.426	.33	.0	.0
0011 CRETE PCT 006	1264	602	282	.0	.320	.0	.0	.0
0012 CRETE PCT 007	1181	617	179	.0	.437	.1	.0	.0
0013 CRETE PCT 008	1308	609	229	.2	.375	.3	.0	.0
0014 CRETE PCT 009	1150	532	270	.0	.261	.1	.0	.0
0015 CRETE PCT 010	997	404	208	.0	.196	.0	.0	.1
0016 CRETE PCT 011	1116	458	306	.0	.152	.0	.0	.0
0017 CRETE PCT 012	1033	522	278	.0	.244	.0	.0	.0
0018 CUSTER PCT 001	981	407	267	.1	.139	.0	.0	.0
0019 DU PAGE PCT 001	1517	736	375	.0	.361	.0	.0	.0
0020 DU PAGE PCT 002	1406	655	404	.0	.251	.0	.0	.0
0021 DU PAGE PCT 003	1482	691	424	.0	.267	.0	.0	.0
0022 DU PAGE PCT 004	1100	502	237	.0	.265	.0	.0	.0
0023 DU PAGE PCT 005	1130	534	212	.0	.322	.0	.0	.0
0024 DU PAGE PCT 006	1139	574	220	.7	.347	.0	.0	.0
0025 DU PAGE PCT 007	1296	635	396	.0	.239	.0	.0	.0
0026 DU PAGE PCT 008	1306	592	170	.0	.420	.2	.0	.0
0027 DU PAGE PCT 009	1040	449	189	.0	.260	.0	.0	.1
0028 DU PAGE PCT 010	1403	636	178	.0	.456	.2	.0	.0
0029 DU PAGE PCT 011	1298	531	121	.39	.299	.72	.0	.0
0030 DU PAGE PCT 012	1243	607	198	.0	.409	.0	.0	.0
0031 DU PAGE PCT 013	1406	541	140	.0	.401	.0	.0	.0
0032 DU PAGE PCT 014	1336	535	200	.0	.335	.0	.0	.0
0033 DU PAGE PCT 015	1196	554	170	.0	.384	.0	.0	.0
0034 DU PAGE PCT 016	1323	649	190	.8	.443	.8	.0	.0
0035 DU PAGE PCT 017	1476	639	175	.0	.459	.5	.0	.0
0036 DU PAGE PCT 018	1350	561	186	.0	.363	.12	.0	.0
0037 DU PAGE PCT 019	1409	552	145	.0	.325	.82	.0	.0
0038 DU PAGE PCT 020	1255	494	124	.0	.370	.0	.0	.1
0039 DU PAGE PCT 021	1437	603	193	.0	.410	.0	.0	.0
0040 DU PAGE PCT 022	1417	610	228	.0	.382	.0	.0	.1
0041 DU PAGE PCT 023	1648	711	200	.0	.511	.0	.0	.0
0042 DU PAGE PCT 024	1037	475	158	.2	.315	.0	.0	.1
0043 DU PAGE PCT 025	1225	554	164	.2	.387	.1	.0	.0
0044 DU PAGE PCT 026	1209	507	149	.0	.358	.0	.0	.0
0045 DU PAGE PCT 027	1499	643	146	.0	.496	.1	.0	.0
0046 DU PAGE PCT 028	1522	563	127	.0	.436	.0	.0	.0
0047 DU PAGE PCT 029	1346	626	223	.0	.403	.0	.0	.0
0048 DU PAGE PCT 030	1220	506	13	.97	.396	.0	.0	.0
0049 DU PAGE PCT 031	755	378	174	.0	.204	.0	.0	.0
0050 DU PAGE PCT 032	1591	654	282	.0	.367	.0	.5	.0
0051 DU PAGE PCT 033	1428	575	231	.0	.335	.0	.9	.0
0052 DU PAGE PCT 034	988	508	301	.0	.205	.0	.2	.0
0053 DU PAGE PCT 035	930	322	63	.0	.258	.0	.1	.0

	TOTAL	PERCENT		TOTAL	PERCENT
01 = REGISTERED VOTERS - TOTAL	396,560		05 = BALLOTS CAST - DEMOCRATIC	90,775	51.05
02 = BALLOTS CAST - TOTAL	177,799		06 = BALLOTS CAST - FEDERAL DEMOCRATIC	716	.40
03 = BALLOTS CAST - REPUBLICAN	84,869	47.73	07 = BALLOTS CAST - NONPARTISAN	893	.50
04 = BALLOTS CAST - FEDERAL REPUBLICAN	546	.31	08 = BALLOTS CAST - BLANK	30	

(CONTINUED FROM PREVIOUS PAGE)

	01	02	03	04	05	06	07	08
0054 DU PAGE PCT 036	1601	651	281	1	368	1	0	0
0055 DU PAGE PCT 037	1351	521	241	0	278	0	2	0
0056 FLORENCE PCT 001	591	229	147	0	82	0	0	0
0057 FRANKFORT PCT 001	1797	809	493	0	316	0	0	0
0058 FRANKFORT PCT 002	1407	654	434	0	220	0	0	0
0059 FRANKFORT PCT 003	1422	679	346	0	326	0	7	0
0060 FRANKFORT PCT 004	1273	522	298	0	224	0	0	0
0061 FRANKFORT PCT 005	1887	821	438	30	334	19	0	0
0062 FRANKFORT PCT 006	1207	569	304	0	265	0	0	0
0063 FRANKFORT PCT 007	1247	567	315	0	248	4	0	0
0064 FRANKFORT PCT 008	1459	618	329	0	289	0	0	0
0065 FRANKFORT PCT 009	1369	648	373	0	271	0	4	0
0066 FRANKFORT PCT 010	1315	620	276	0	341	0	3	0
0067 FRANKFORT PCT 011	1544	761	506	0	254	1	0	0
0068 FRANKFORT PCT 012	1214	627	353	0	274	0	0	0
0069 FRANKFORT PCT 013	1149	558	323	0	235	0	0	0
0070 FRANKFORT PCT 014	1343	626	287	0	326	2	11	0
0071 FRANKFORT PCT 015	1270	587	294	0	287	0	6	0
0072 FRANKFORT PCT 016	1364	659	365	0	286	1	7	0
0073 FRANKFORT PCT 017	1759	832	573	0	258	1	0	0
0074 FRANKFORT PCT 018	1267	661	437	0	224	0	0	0
0075 FRANKFORT PCT 019	1330	629	299	1	321	0	8	0
0076 FRANKFORT PCT 020	1416	678	371	0	301	0	6	0
0077 FRANKFORT PCT 021	1184	599	348	0	251	0	0	0
0078 FRANKFORT PCT 022	1303	635	383	0	252	0	0	0
0079 FRANKFORT PCT 023	1208	573	363	0	210	0	0	0
0080 FRANKFORT PCT 024	1242	656	285	0	369	0	2	0
0081 FRANKFORT PCT 025	1215	640	403	1	236	0	0	0
0082 FRANKFORT PCT 026	1295	639	421	0	218	0	0	0
0083 FRANKFORT PCT 027	1097	517	330	1	186	0	0	0
0084 FRANKFORT PCT 028	1374	723	415	1	307	0	0	0
0085 GREEN GARDEN PCT 001	1284	669	478	0	171	0	20	0
0086 GREEN GARDEN PCT 002	1321	778	549	0	207	0	22	0
0087 HOMER PCT 001	1247	560	354	0	197	0	9	0
0088 HOMER PCT 002	1482	713	462	0	244	0	7	0
0089 HOMER PCT 003	1250	579	338	0	233	0	8	1
0090 HOMER PCT 004	1406	735	504	0	222	0	9	0
0091 HOMER PCT 005	1171	579	396	0	178	0	5	0
0092 HOMER PCT 006	1299	612	384	0	222	0	6	0
0093 HOMER PCT 007	1354	641	397	0	234	0	10	0
0094 HOMER PCT 008	1278	597	361	0	224	1	11	0
0095 HOMER PCT 009	1171	543	317	0	220	1	5	0
0096 HOMER PCT 010	1485	663	391	0	266	0	6	2
0097 HOMER PCT 011	1399	614	363	0	249	0	2	0
0098 HOMER PCT 012	1479	667	464	0	201	0	2	1
0099 HOMER PCT 013	1241	536	344	0	187	0	5	0
0100 HOMER PCT 014	1960	845	506	0	326	0	13	0
0101 HOMER PCT 015	1659	720	388	0	331	0	1	1
0102 HOMER PCT 016	1204	538	344	1	186	0	7	0
0103 HOMER PCT 017	1450	738	540	0	195	0	3	1
0104 HOMER PCT 018	1659	679	378	3	290	0	8	0
0105 JACKSON PCT 001	1417	607	367	0	240	0	0	0
0106 JACKSON PCT 002	1344	626	348	1	277	0	0	0
0107 JOLIET PCT 001	1319	568	117	0	451	0	0	1

	TOTAL	PERCENT		TOTAL	PERCENT
01 = REGISTERED VOTERS - TOTAL	396,560		05 = BALLOTS CAST - DEMOCRATIC	90,775	51.05
02 = BALLOTS CAST - TOTAL	177,799		06 = BALLOTS CAST - FEDERAL DEMOCRATIC	716	.40
03 = BALLOTS CAST - REPUBLICAN	84,869	47.73	07 = BALLOTS CAST - NONPARTISAN	893	.50
04 = BALLOTS CAST - FEDERAL REPUBLICAN	546	.31	08 = BALLOTS CAST - BLANK	30	

(CONTINUED FROM PREVIOUS PAGE)

	01	02	03	04	05	06	07	08
0108 JOLIET PCT 002	985	430	159	0	271	0	0	2
0109 JOLIET PCT 003	885	369	140	0	229	0	0	1
0110 JOLIET PCT 004	1191	498	186	0	311	1	0	0
0111 JOLIET PCT 005	1130	372	21	0	346	5	0	0
0112 JOLIET PCT 006	1287	399	9	0	390	0	0	0
0113 JOLIET PCT 007	1085	430	42	0	388	0	0	0
0114 JOLIET PCT 008	1116	457	154	0	303	0	0	0
0115 JOLIET PCT 009	1163	411	97	0	311	3	0	0
0116 JOLIET PCT 010	1102	508	219	0	289	0	0	0
0117 JOLIET PCT 011	1213	471	136	0	330	5	0	0
0118 JOLIET PCT 012	1273	441	99	0	342	0	0	0
0119 JOLIET PCT 013	1210	450	25	1	420	4	0	0
0120 JOLIET PCT 014	1320	444	33	0	410	1	0	0
0121 JOLIET PCT 015	1284	419	110	0	308	1	0	0
0122 JOLIET PCT 016	1205	543	73	0	470	0	0	0
0123 JOLIET PCT 017	1299	617	275	0	340	2	0	0
0124 JOLIET PCT 018	1265	660	335	0	325	0	0	1
0125 JOLIET PCT 019	1174	502	185	0	317	0	0	0
0126 JOLIET PCT 020	1200	530	173	0	356	1	0	0
0127 JOLIET PCT 021	1341	635	264	0	371	0	0	0
0128 JOLIET PCT 022	1322	531	143	6	381	1	0	0
0129 JOLIET PCT 023	1434	505	94	0	411	0	0	0
0130 JOLIET PCT 024	1098	402	91	0	311	0	0	0
0131 JOLIET PCT 025	1207	451	168	0	282	1	0	1
0132 JOLIET PCT 026	1113	451	130	0	238	83	0	0
0133 JOLIET PCT 027	628	226	38	0	188	0	0	0
0134 JOLIET PCT 028	1188	387	12	0	368	7	0	0
0135 JOLIET PCT 029	1234	454	92	0	362	0	0	0
0136 JOLIET PCT 030	1202	467	175	0	290	2	0	0
0137 JOLIET PCT 031	1155	449	164	0	285	0	0	0
0138 JOLIET PCT 032	1122	418	13	0	404	1	0	0
0139 JOLIET PCT 033	1095	404	159	0	245	0	0	0
0140 JOLIET PCT 034	1231	448	40	2	404	2	0	0
0141 JOLIET PCT 035	1330	535	93	0	440	2	0	0
0142 JOLIET PCT 036	1121	411	64	0	345	2	0	0
0143 JOLIET PCT 037	1194	493	124	0	368	1	0	1
0144 LOCKPORT PCT 001	1763	1010	645	0	364	0	1	0
0145 LOCKPORT PCT 002	1599	660	246	0	409	2	3	0
0146 LOCKPORT PCT 003	1443	564	168	0	393	0	3	1
0147 LOCKPORT PCT 004	1195	438	164	0	266	0	8	0
0148 LOCKPORT PCT 005	1297	562	309	0	248	0	5	0
0149 LOCKPORT PCT 006	1622	626	178	0	448	0	0	0
0150 LOCKPORT PCT 007	1567	664	177	0	487	0	0	0
0151 LOCKPORT PCT 008	1333	571	110	0	413	48	0	0
0152 LOCKPORT PCT 009	1803	882	461	0	417	0	4	0
0153 LOCKPORT PCT 010	1373	546	286	0	260	0	0	0
0154 LOCKPORT PCT 011	1370	580	293	0	278	0	9	0
0155 LOCKPORT PCT 012	1366	552	211	70	201	67	3	0
0156 LOCKPORT PCT 013	1982	1078	619	0	435	0	24	1
0157 LOCKPORT PCT 014	1192	473	219	0	228	23	3	0
0158 LOCKPORT PCT 015	1183	456	137	0	315	0	4	0
0159 LOCKPORT PCT 016	1420	659	303	1	329	0	26	0
0160 LOCKPORT PCT 017	1409	686	357	7	315	0	7	0
0161 LOCKPORT PCT 018	1480	712	324	0	362	1	25	0

	TOTAL	PERCENT		TOTAL	PERCENT
01 = REGISTERED VOTERS - TOTAL	396,560		05 = BALLOTS CAST - DEMOCRATIC	90,775	51.05
02 = BALLOTS CAST - TOTAL	177,799		06 = BALLOTS CAST - FEDERAL DEMOCRATIC	716	.40
03 = BALLOTS CAST - REPUBLICAN	84,869	47.73	07 = BALLOTS CAST - NONPARTISAN	893	.50
04 = BALLOTS CAST - FEDERAL REPUBLICAN	546	.31	08 = BALLOTS CAST - BLANK	30	

(CONTINUED FROM PREVIOUS PAGE)

	01	02	03	04	05	06	07	08
0162 LOCKPORT PCT 019	1223	568	293	0	269	0	6	0
0163 LOCKPORT PCT 020	1211	512	251	0	260	0	1	0
0164 LOCKPORT PCT 021	1291	496	183	4	298	4	7	0
0165 LOCKPORT PCT 022	1148	450	172	1	272	0	5	0
0166 LOCKPORT PCT 023	1000	411	160	0	242	0	9	0
0167 LOCKPORT PCT 024	1020	394	29	0	348	17	0	0
0168 MANHATTAN PCT 001	1369	541	297	1	242	1	0	0
0169 MANHATTAN PCT 002	1479	642	370	0	272	0	0	0
0170 MANHATTAN PCT 003	1680	728	465	0	257	0	6	0
0171 MANHATTAN PCT 004	1351	566	320	0	246	0	0	0
0172 MONEE PCT 001	1082	489	121	0	368	0	0	0
0173 MONEE PCT 002	1254	595	61	0	534	0	0	0
0174 MONEE PCT 003	1276	567	259	0	308	0	0	0
0175 MONEE PCT 004	1286	601	278	1	322	0	0	0
0176 MONEE PCT 005	1124	510	4	0	492	14	0	0
0177 MONEE PCT 006	840	397	14	0	379	4	0	0
0178 MONEE PCT 007	1151	595	14	0	581	0	0	0
0179 MONEE PCT 008	1095	526	261	0	264	1	0	0
0180 NEW LENOX PCT 001	1214	463	228	1	234	0	0	0
0181 NEW LENOX PCT 002	1242	578	352	0	226	0	0	0
0182 NEW LENOX PCT 003	1158	505	319	0	186	0	0	0
0183 NEW LENOX PCT 004	1005	456	278	0	178	0	0	0
0184 NEW LENOX PCT 005	1239	585	351	0	227	7	0	0
0185 NEW LENOX PCT 006	1248	580	385	1	194	0	0	0
0186 NEW LENOX PCT 007	1681	786	547	0	232	7	0	1
0187 NEW LENOX PCT 008	1452	674	444	0	230	0	0	0
0188 NEW LENOX PCT 009	1404	666	391	0	275	0	0	1
0189 NEW LENOX PCT 010	1279	625	392	1	232	0	0	0
0190 NEW LENOX PCT 011	1382	616	354	0	262	0	0	0
0191 NEW LENOX PCT 012	1348	570	318	0	252	0	0	0
0192 NEW LENOX PCT 013	1365	614	348	0	265	1	0	0
0193 NEW LENOX PCT 014	1682	783	440	3	340	0	0	0
0194 NEW LENOX PCT 015	1269	599	365	0	226	8	0	0
0195 NEW LENOX PCT 016	1276	586	334	0	252	0	0	0
0196 NEW LENOX PCT 017	1409	600	373	0	227	0	0	0
0197 NEW LENOX PCT 018	1248	517	296	0	221	0	0	0
0198 NEW LENOX PCT 019	1438	667	380	0	287	0	0	0
0199 NEW LENOX PCT 020	1718	758	500	0	258	0	0	0
0200 PEOTONE PCT 001	1395	874	553	0	243	0	78	0
0201 PEOTONE PCT 002	1448	813	513	0	213	0	87	0
0202 PLAINFIELD PCT 001	1381	652	348	0	294	0	10	0
0203 PLAINFIELD PCT 002	1373	612	321	1	280	1	9	0
0204 PLAINFIELD PCT 003	1231	594	356	0	229	0	9	0
0205 PLAINFIELD PCT 004	690	318	106	0	209	1	2	0
0206 PLAINFIELD PCT 005	1249	549	224	0	323	0	2	0
0207 PLAINFIELD PCT 006	1283	607	218	0	381	0	8	0
0208 PLAINFIELD PCT 007	1577	580	164	0	409	0	7	0
0209 PLAINFIELD PCT 008	1413	686	321	0	359	0	6	0
0210 PLAINFIELD PCT 009	1592	684	399	0	280	0	5	0
0211 PLAINFIELD PCT 010	1223	610	352	0	230	0	28	0
0212 PLAINFIELD PCT 011	680	246	90	0	152	1	3	0
0213 PLAINFIELD PCT 012	1188	564	173	0	382	0	9	0
0214 PLAINFIELD PCT 013	1466	766	449	0	304	0	13	0
0215 PLAINFIELD PCT 014	1310	628	348	0	278	1	1	0

	TOTAL	PERCENT		TOTAL	PERCENT
01 = REGISTERED VOTERS - TOTAL	396,560		05 = BALLOTS CAST - DEMOCRATIC	90,775	51.05
02 = BALLOTS CAST - TOTAL	177,799		06 = BALLOTS CAST - FEDERAL DEMOCRATIC	716	.40
03 = BALLOTS CAST - REPUBLICAN	84,869	47.73	07 = BALLOTS CAST - NONPARTISAN	893	.50
04 = BALLOTS CAST - FEDERAL REPUBLICAN	546	.31	08 = BALLOTS CAST - BLANK	30	

(CONTINUED FROM PREVIOUS PAGE)

	01	02	03	04	05	06	07	08
0216 PLAINFIELD PCT 015	1310	666	381	0	270	0	15	0
0217 PLAINFIELD PCT 016	1384	625	331	0	276	0	18	0
0218 PLAINFIELD PCT 017	1434	578	230	0	346	0	2	0
0219 PLAINFIELD PCT 018	1434	584	232	0	345	0	7	0
0220 PLAINFIELD PCT 019	1242	509	204	0	303	0	2	0
0221 PLAINFIELD PCT 020	1754	726	352	0	373	0	1	0
0222 PLAINFIELD PCT 021	1093	470	237	0	209	1	23	0
0223 PLAINFIELD PCT 022	1868	818	455	4	353	0	6	0
0224 PLAINFIELD PCT 023	1152	513	239	0	268	1	5	0
0225 PLAINFIELD PCT 024	1204	536	290	0	239	0	7	0
0226 PLAINFIELD PCT 025	1413	555	228	0	325	0	2	0
0227 PLAINFIELD PCT 026	1206	468	134	0	334	0	0	0
0228 PLAINFIELD PCT 027	1451	610	209	0	397	0	4	0
0229 PLAINFIELD PCT 028	1351	521	241	1	277	2	0	0
0230 PLAINFIELD PCT 029	1249	516	255	2	257	0	2	0
0231 PLAINFIELD PCT 030	1277	565	290	0	275	0	0	0
0232 PLAINFIELD PCT 031	1232	551	273	0	276	2	0	0
0233 PLAINFIELD PCT 032	1182	479	191	0	288	0	0	0
0234 PLAINFIELD PCT 033	1337	569	268	0	301	0	0	0
0235 PLAINFIELD PCT 034	1050	449	199	0	249	0	1	0
0236 PLAINFIELD PCT 035	1225	540	224	0	313	0	3	0
0237 REED PCT 001	1358	508	294	0	214	0	0	0
0238 REED PCT 002	1342	540	317	0	223	0	0	1
0239 REED PCT 003	1400	483	281	0	201	1	0	0
0240 TROY PCT 001	1873	686	267	0	419	0	0	0
0241 TROY PCT 002	1595	584	189	0	395	0	0	0
0242 TROY PCT 003	1168	541	314	0	226	1	0	0
0243 TROY PCT 004	1246	548	260	0	288	0	0	0
0244 TROY PCT 005	1170	490	251	1	238	0	0	0
0245 TROY PCT 006	826	346	137	0	209	0	0	0
0246 TROY PCT 007	1565	658	327	2	325	4	0	0
0247 TROY PCT 008	1993	849	441	0	408	0	0	0
0248 TROY PCT 009	1266	589	293	0	296	0	0	0
0249 TROY PCT 010	1350	597	339	0	257	1	0	0
0250 TROY PCT 011	1573	782	493	2	287	0	0	0
0251 TROY PCT 012	1379	609	275	0	332	2	0	0
0252 TROY PCT 013	1855	935	551	0	384	0	0	0
0253 TROY PCT 014	1376	619	374	0	245	0	0	0
0254 TROY PCT 015	1452	639	348	1	290	0	0	0
0255 TROY PCT 016	1431	634	259	0	373	2	0	0
0256 TROY PCT 017	1483	659	373	0	286	0	0	0
0257 TROY PCT 018	1124	531	175	3	351	2	0	0
0258 TROY PCT 019	1223	516	146	1	369	0	0	0
0259 TROY PCT 020	1504	693	365	0	328	0	0	0
0260 TROY PCT 021	1250	575	334	0	241	0	0	0
0261 TROY PCT 022	676	324	205	0	119	0	0	0
0262 WASHINGTON PCT 001	1240	579	365	0	205	0	9	0
0263 WASHINGTON PCT 002	1422	659	425	1	233	0	0	0
0264 WASHINGTON PCT 003	1194	526	367	1	152	0	6	0
0265 WESLEY PCT 001	1450	520	318	1	201	0	0	1
0266 WHEATLAND PCT 001	1748	3191	1336	21	1813	14	7	0
0267 WHEATLAND PCT 002	1582	802	503	0	299	0	0	0
0268 WHEATLAND PCT 003	1526	662	401	0	257	4	0	0
0269 WHEATLAND PCT 004	1847	676	244	0	432	0	0	0

	TOTAL	PERCENT		TOTAL	PERCENT
01 = REGISTERED VOTERS - TOTAL	396,560		05 = BALLOTS CAST - DEMOCRATIC	90,775	51.05
02 = BALLOTS CAST - TOTAL	177,799		06 = BALLOTS CAST - FEDERAL DEMOCRATIC	716	.40
03 = BALLOTS CAST - REPUBLICAN	84,869	47.73	07 = BALLOTS CAST - NONPARTISAN	893	.50
04 = BALLOTS CAST - FEDERAL REPUBLICAN	546	.31	08 = BALLOTS CAST - BLANK	30	

(CONTINUED FROM PREVIOUS PAGE)

	01	02	03	04	05	06	07	08
0270 WHEATLAND PCT 005	1606	.679	.416	.0	.263	.0	.0	.0
0271 WHEATLAND PCT 006	1249	.632	.350	.1	.281	.0	.0	.0
0272 WHEATLAND PCT 007	1361	.642	.365	.0	.277	.0	.0	.0
0273 WHEATLAND PCT 008	1375	.650	.374	.0	.268	.8	.0	.0
0274 WHEATLAND PCT 009	1569	.773	.378	.30	.365	.0	.0	.0
0275 WHEATLAND PCT 010	1393	.613	.349	.0	.264	.0	.0	.0
0276 WHEATLAND PCT 011	1574	.601	.324	.1	.276	.0	.0	.0
0277 WHEATLAND PCT 012	1351	.576	.300	.0	.276	.0	.0	.0
0278 WHEATLAND PCT 013	1228	.536	.305	.0	.231	.0	.0	.0
0279 WHEATLAND PCT 014	1449	.654	.406	.0	.227	.21	.0	.0
0280 WHEATLAND PCT 015	1377	.542	.269	.0	.231	.42	.0	.1
0281 WHEATLAND PCT 016	1532	.672	.400	.0	.269	.0	.3	.0
0282 WHEATLAND PCT 017	1463	.696	.310	.68	.317	.1	.0	.0
0283 WHEATLAND PCT 018	1462	.670	.404	.0	.266	.0	.0	.1
0284 WHEATLAND PCT 019	1197	.600	.208	.0	.389	.0	.3	.0
0285 WHEATLAND PCT 020	1218	.544	.359	.0	.185	.0	.0	.0
0286 WHEATLAND PCT 021	1162	.527	.299	.0	.228	.0	.0	.0
0287 WHEATLAND PCT 022	1356	.612	.199	.0	.412	.0	.1	.0
0288 WHEATLAND PCT 023	1585	.640	.280	.0	.350	.1	.9	.0
0289 WHEATLAND PCT 024	1276	.491	.311	.0	.180	.0	.0	.0
0290 WHEATLAND PCT 025	1531	.696	.369	.0	.321	.0	.6	.0
0291 WHEATLAND PCT 026	1783	.862	.580	.0	.277	.0	.5	.0
0292 WHEATLAND PCT 027	1545	.658	.225	.0	.431	.0	.2	.0
0293 WHEATLAND PCT 028	1627	.768	.456	.0	.307	.0	.5	.0
0294 WHEATLAND PCT 029	1579	.784	.442	.0	.333	.0	.9	.1
0295 WHEATLAND PCT 030	1530	.712	.428	.0	.279	.0	.5	.0
0296 WILL PCT 001	1086	.602	.423	.0	.152	.0	.27	.0
0297 WILMINGTON PCT 001	1272	.465	.221	.19	.216	.9	.0	.1
0298 WILMINGTON PCT 002	1260	.470	.287	.0	.183	.0	.0	.0
0299 WILMINGTON PCT 003	1292	.503	.294	.0	.209	.0	.0	.1
0300 WILTON PCT 001	596	.354	.230	.0	.94	.0	.30	.0



	VOTES	PERCENT		VOTES	PERCENT
PRESIDENT OF THE UNITED STATES - TOTAL					
Vote for not more than 1					
01 = Hillary Clinton	42,799	46.97			
02 = Willie L. Wilson	128	.14	05 = Larry (Lawrence) Cohen	110	.12
03 = Martin J. O'Malley	175	.19	06 = Bernie Sanders	47,674	52.32
04 = Roque "Rocky" De La Fuente	51	.06	07 = WRITE-IN	175	.19

	01	02	03	04	05	06	07
0001 CHANNAHON PCT 001	82	0	0	0	0	135	2
0002 CHANNAHON PCT 002	104	0	1	0	0	162	1
0003 CHANNAHON PCT 003	104	0	0	0	1	147	0
0004 CHANNAHON PCT 004	85	1	0	0	1	157	1
0005 CHANNAHON PCT 005	77	0	1	1	0	168	0
0006 CRETE PCT 001	264	1	0	0	1	217	1
0007 CRETE PCT 002	161	0	0	0	0	177	1
0008 CRETE PCT 003	120	0	0	0	1	134	2
0009 CRETE PCT 004	225	1	0	0	1	175	0
0010 CRETE PCT 005	268	4	0	0	0	186	0
0011 CRETE PCT 006	198	1	1	0	0	118	0
0012 CRETE PCT 007	267	2	2	0	1	165	0
0013 CRETE PCT 008	191	2	1	0	0	184	0
0014 CRETE PCT 009	112	0	0	0	1	146	3
0015 CRETE PCT 010	95	0	0	0	0	98	1
0016 CRETE PCT 011	76	0	0	0	0	76	0
0017 CRETE PCT 012	128	1	2	0	0	113	0
0018 CUSTER PCT 001	38	0	0	1	0	98	0
0019 DU PAGE PCT 001	156	0	0	0	0	204	0
0020 DU PAGE PCT 002	126	0	0	0	0	124	1
0021 DU PAGE PCT 003	168	0	0	0	0	98	1
0022 DU PAGE PCT 004	102	0	1	0	0	162	0
0023 DU PAGE PCT 005	177	2	1	0	0	141	0
0024 DU PAGE PCT 006	185	0	0	0	0	162	0
0025 DU PAGE PCT 007	133	0	0	0	0	106	0
0026 DU PAGE PCT 008	219	0	0	0	0	203	0
0027 DU PAGE PCT 009	129	0	0	0	0	129	0
0028 DU PAGE PCT 010	231	1	0	0	1	225	0
0029 DU PAGE PCT 011	193	1	0	0	0	172	2
0030 DU PAGE PCT 012	193	0	1	0	0	214	0
0031 DU PAGE PCT 013	225	0	0	0	1	175	0
0032 DU PAGE PCT 014	165	0	1	0	0	169	0
0033 DU PAGE PCT 015	185	0	0	0	0	198	0
0034 DU PAGE PCT 016	214	0	0	0	0	235	0
0035 DU PAGE PCT 017	209	3	0	0	1	250	1
0036 DU PAGE PCT 018	174	0	1	0	1	197	2
0037 DU PAGE PCT 019	175	1	1	0	0	229	1
0038 DU PAGE PCT 020	195	0	0	2	0	171	0
0039 DU PAGE PCT 021	196	0	0	0	0	213	0
0040 DU PAGE PCT 022	175	0	1	0	0	204	0
0041 DU PAGE PCT 023	263	0	3	0	0	244	0
0042 DU PAGE PCT 024	148	0	1	0	0	163	1
0043 DU PAGE PCT 025	181	1	0	0	0	202	1
0044 DU PAGE PCT 026	152	0	0	0	0	206	0
0045 DU PAGE PCT 027	241	0	0	0	0	252	2
0046 DU PAGE PCT 028	203	1	1	0	1	228	0
0047 DU PAGE PCT 029	193	0	0	0	0	208	0
0048 DU PAGE PCT 030	199	1	0	0	0	193	1
0049 DU PAGE PCT 031	106	0	0	0	0	98	0
0050 DU PAGE PCT 032	169	0	0	0	0	197	0
0051 DU PAGE PCT 033	174	1	0	0	0	159	1

**City of Aurora results have been added to WHEATLAND PCT 001**

**For City of Aurora's precinct breakdown – refer to that section of this book**

	VOTES	PERCENT		VOTES	PERCENT
PRESIDENT OF THE UNITED STATES - TOTAL					
Vote for not more than 1					
01 = Hillary Clinton	42,799	46.97			
02 = Willie L. Wilson	128	.14	05 = Larry (Lawrence) Cohen	110	.12
03 = Martin J. O'Malley	175	.19	06 = Bernie Sanders	47,674	52.32
04 = Roque "Rocky" De La Fuente	51	.06	07 = WRITE-IN	175	.19

(CONTINUED FROM PREVIOUS PAGE)

	01	02	03	04	05	06	07
0052 DU PAGE PCT 034	147	0	0	1	2	51	0
0053 DU PAGE PCT 035	119	0	0	1	0	138	0
0054 DU PAGE PCT 036	162	0	2	1	0	203	1
0055 DU PAGE PCT 037	133	0	0	0	1	144	0
0056 FLORENCE PCT 001	26	0	1	0	0	53	0
0057 FRANKFORT PCT 001	111	0	2	0	0	197	3
0058 FRANKFORT PCT 002	108	0	1	0	1	110	0
0059 FRANKFORT PCT 003	152	0	3	1	2	166	0
0060 FRANKFORT PCT 004	91	1	0	0	0	132	0
0061 FRANKFORT PCT 005	139	0	0	0	0	212	0
0062 FRANKFORT PCT 006	74	0	0	0	0	191	0
0063 FRANKFORT PCT 007	103	0	0	0	0	148	1
0064 FRANKFORT PCT 008	123	0	1	0	1	159	0
0065 FRANKFORT PCT 009	125	0	1	0	0	145	0
0066 FRANKFORT PCT 010	186	0	0	0	0	155	0
0067 FRANKFORT PCT 011	155	0	0	1	0	99	0
0068 FRANKFORT PCT 012	111	0	1	0	2	157	1
0069 FRANKFORT PCT 013	97	0	1	0	0	136	0
0070 FRANKFORT PCT 014	129	0	1	0	0	197	0
0071 FRANKFORT PCT 015	111	0	0	0	1	174	0
0072 FRANKFORT PCT 016	129	0	2	0	1	153	1
0073 FRANKFORT PCT 017	133	0	0	0	0	123	0
0074 FRANKFORT PCT 018	101	1	1	0	0	121	0
0075 FRANKFORT PCT 019	121	0	2	0	1	192	1
0076 FRANKFORT PCT 020	106	0	1	0	0	194	0
0077 FRANKFORT PCT 021	112	0	2	0	0	135	0
0078 FRANKFORT PCT 022	130	3	1	1	1	115	0
0079 FRANKFORT PCT 023	108	0	0	0	0	102	0
0080 FRANKFORT PCT 024	184	0	1	0	0	183	1
0081 FRANKFORT PCT 025	111	1	0	0	0	122	0
0082 FRANKFORT PCT 026	118	1	0	0	0	97	0
0083 FRANKFORT PCT 027	90	0	0	0	0	92	0
0084 FRANKFORT PCT 028	148	1	0	2	0	154	1
0085 GREEN GARDEN PCT 001	81	1	3	0	0	86	0
0086 GREEN GARDEN PCT 002	89	1	1	0	0	114	0
0087 HOMER PCT 001	80	0	0	1	0	116	0
0088 HOMER PCT 002	104	0	0	0	1	137	2
0089 HOMER PCT 003	108	0	1	0	1	121	1
0090 HOMER PCT 004	91	1	2	0	0	128	0
0091 HOMER PCT 005	88	0	1	0	0	88	1
0092 HOMER PCT 006	84	0	0	0	0	136	1
0093 HOMER PCT 007	100	0	2	0	0	130	0
0094 HOMER PCT 008	110	0	0	0	0	113	0
0095 HOMER PCT 009	115	0	0	0	0	106	0
0096 HOMER PCT 010	127	0	2	0	0	133	0
0097 HOMER PCT 011	105	0	1	0	0	141	0
0098 HOMER PCT 012	85	1	1	0	0	114	0
0099 HOMER PCT 013	66	0	0	0	0	119	1
0100 HOMER PCT 014	143	1	1	0	1	179	1
0101 HOMER PCT 015	156	1	0	0	0	172	0
0102 HOMER PCT 016	71	0	0	1	0	113	1
0103 HOMER PCT 017	75	0	2	0	0	118	0

	VOTES	PERCENT		VOTES	PERCENT
PRESIDENT OF THE UNITED STATES - TOTAL					
Vote for not more than 1					
01 = Hillary Clinton	42,799	46.97			
02 = Willie L. Wilson	128	.14	05 = Larry (Lawrence) Cohen	110	.12
03 = Martin J. O'Malley	175	.19	06 = Bernie Sanders	47,674	52.32
04 = Roque "Rocky" De La Fuente	51	.06	07 = WRITE-IN	175	.19

(CONTINUED FROM PREVIOUS PAGE)

	01	02	03	04	05	06	07
0104 HOMER PCT 018	131	1	0	0	0	157	1
0105 JACKSON PCT 001	99	0	1	0	0	138	0
0106 JACKSON PCT 002	107	0	3	0	0	161	1
0107 JOLIET PCT 001	233	0	0	0	0	217	0
0108 JOLIET PCT 002	123	1	0	0	0	141	2
0109 JOLIET PCT 003	95	1	0	0	1	129	1
0110 JOLIET PCT 004	130	1	0	0	1	177	1
0111 JOLIET PCT 005	246	1	0	1	2	100	0
0112 JOLIET PCT 006	222	2	0	0	0	163	2
0113 JOLIET PCT 007	243	0	0	0	0	143	1
0114 JOLIET PCT 008	145	0	0	0	1	154	0
0115 JOLIET PCT 009	124	0	0	0	1	189	0
0116 JOLIET PCT 010	125	1	1	0	0	157	3
0117 JOLIET PCT 011	126	0	0	0	0	208	1
0118 JOLIET PCT 012	150	0	0	0	0	190	0
0119 JOLIET PCT 013	225	1	0	0	3	192	0
0120 JOLIET PCT 014	205	5	1	1	1	197	0
0121 JOLIET PCT 015	146	1	1	0	0	157	2
0122 JOLIET PCT 016	274	0	0	0	0	196	0
0123 JOLIET PCT 017	149	0	1	0	0	188	2
0124 JOLIET PCT 018	143	1	1	0	1	176	0
0125 JOLIET PCT 019	105	0	0	0	0	210	0
0126 JOLIET PCT 020	189	0	1	1	2	162	0
0127 JOLIET PCT 021	136	0	1	0	0	230	0
0128 JOLIET PCT 022	180	1	0	0	0	197	0
0129 JOLIET PCT 023	228	1	1	0	2	173	0
0130 JOLIET PCT 024	171	0	0	0	0	138	0
0131 JOLIET PCT 025	128	2	1	1	0	146	2
0132 JOLIET PCT 026	149	0	1	0	1	166	1
0133 JOLIET PCT 027	87	0	2	0	0	98	0
0134 JOLIET PCT 028	214	1	0	0	0	157	0
0135 JOLIET PCT 029	178	0	1	0	0	182	1
0136 JOLIET PCT 030	116	0	0	0	1	172	2
0137 JOLIET PCT 031	113	1	1	1	0	167	0
0138 JOLIET PCT 032	232	0	0	0	1	172	0
0139 JOLIET PCT 033	107	1	0	0	0	134	0
0140 JOLIET PCT 034	269	3	0	0	1	129	3
0141 JOLIET PCT 035	276	1	0	0	1	159	2
0142 JOLIET PCT 036	226	0	0	0	0	120	1
0143 JOLIET PCT 037	218	0	0	0	1	150	0
0144 LOCKPORT PCT 001	251	0	2	0	0	108	1
0145 LOCKPORT PCT 002	196	0	0	0	1	213	0
0146 LOCKPORT PCT 003	161	0	0	0	1	229	2
0147 LOCKPORT PCT 004	121	0	1	1	1	140	0
0148 LOCKPORT PCT 005	109	0	1	0	0	137	0
0149 LOCKPORT PCT 006	199	0	1	0	0	246	1
0150 LOCKPORT PCT 007	254	0	0	0	1	231	0
0151 LOCKPORT PCT 008	244	2	0	0	0	213	1
0152 LOCKPORT PCT 009	258	1	2	0	0	153	1
0153 LOCKPORT PCT 010	108	0	0	0	0	148	2
0154 LOCKPORT PCT 011	115	1	1	0	0	159	1
0155 LOCKPORT PCT 012	110	1	0	1	0	155	1

	VOTES	PERCENT		VOTES	PERCENT
PRESIDENT OF THE UNITED STATES - TOTAL					
Vote for not more than 1					
01 = Hillary Clinton	42,799	46.97			
02 = Willie L. Wilson	128	.14	05 = Larry (Lawrence) Cohen	110	.12
03 = Martin J. O'Malley	175	.19	06 = Bernie Sanders	47,674	52.32
04 = Roque "Rocky" De La Fuente	51	.06	07 = WRITE-IN	175	.19

(CONTINUED FROM PREVIOUS PAGE)

	01	02	03	04	05	06	07
0156 LOCKPORT PCT 013	289	1	1	0	1	140	0
0157 LOCKPORT PCT 014	115	0	1	1	0	134	0
0158 LOCKPORT PCT 015	164	0	0	0	0	150	0
0159 LOCKPORT PCT 016	124	0	0	1	0	200	0
0160 LOCKPORT PCT 017	124	0	1	0	0	187	1
0161 LOCKPORT PCT 018	140	1	0	0	1	216	1
0162 LOCKPORT PCT 019	144	1	3	2	0	117	1
0163 LOCKPORT PCT 020	105	0	1	0	0	150	1
0164 LOCKPORT PCT 021	131	0	0	0	0	169	1
0165 LOCKPORT PCT 022	113	1	2	1	0	152	0
0166 LOCKPORT PCT 023	107	0	0	0	1	130	1
0167 LOCKPORT PCT 024	259	1	0	1	0	101	2
0168 MANHATTAN PCT 001	83	0	0	0	0	159	0
0169 MANHATTAN PCT 002	102	1	0	0	2	160	3
0170 MANHATTAN PCT 003	80	0	2	0	0	170	3
0171 MANHATTAN PCT 004	83	0	1	0	2	159	1
0172 MONEE PCT 001	208	3	1	0	0	154	0
0173 MONEE PCT 002	316	0	1	0	0	216	0
0174 MONEE PCT 003	139	1	1	0	2	164	1
0175 MONEE PCT 004	194	0	1	0	0	127	0
0176 MONEE PCT 005	313	4	0	1	0	187	0
0177 MONEE PCT 006	217	5	0	0	0	159	0
0178 MONEE PCT 007	361	5	1	0	1	212	0
0179 MONEE PCT 008	138	0	0	2	1	118	2
0180 NEW LENOX PCT 001	96	0	1	0	1	136	0
0181 NEW LENOX PCT 002	90	0	1	0	0	130	3
0182 NEW LENOX PCT 003	63	0	0	0	2	121	0
0183 NEW LENOX PCT 004	71	1	0	0	0	106	0
0184 NEW LENOX PCT 005	77	0	1	2	2	150	2
0185 NEW LENOX PCT 006	66	0	0	0	0	127	1
0186 NEW LENOX PCT 007	96	0	0	0	0	142	1
0187 NEW LENOX PCT 008	89	0	1	0	0	139	0
0188 NEW LENOX PCT 009	102	1	0	0	1	169	0
0189 NEW LENOX PCT 010	111	0	0	0	0	120	0
0190 NEW LENOX PCT 011	111	1	2	0	0	147	0
0191 NEW LENOX PCT 012	74	0	1	0	0	176	0
0192 NEW LENOX PCT 013	103	1	1	0	0	161	0
0193 NEW LENOX PCT 014	121	0	3	0	0	216	0
0194 NEW LENOX PCT 015	119	0	2	0	0	113	0
0195 NEW LENOX PCT 016	95	0	0	1	0	155	0
0196 NEW LENOX PCT 017	76	0	1	0	0	148	0
0197 NEW LENOX PCT 018	88	0	0	0	0	132	0
0198 NEW LENOX PCT 019	116	1	0	0	0	168	1
0199 NEW LENOX PCT 020	104	0	1	0	1	147	1
0200 PEOTONE PCT 001	82	0	1	0	2	151	1
0201 PEOTONE PCT 002	79	0	2	0	1	130	0
0202 PLAINFIELD PCT 001	134	0	0	1	0	155	3
0203 PLAINFIELD PCT 002	114	0	1	0	0	164	2
0204 PLAINFIELD PCT 003	110	0	1	0	0	115	0
0205 PLAINFIELD PCT 004	88	0	0	0	0	122	0
0206 PLAINFIELD PCT 005	145	0	0	0	0	178	0
0207 PLAINFIELD PCT 006	177	0	1	0	0	202	0

	VOTES	PERCENT		VOTES	PERCENT
PRESIDENT OF THE UNITED STATES - TOTAL					
Vote for not more than 1					
01 = Hillary Clinton	42,799	46.97			
02 = Willie L. Wilson	128	.14	05 = Larry (Lawrence) Cohen	110	.12
03 = Martin J. O'Malley	175	.19	06 = Bernie Sanders	47,674	52.32
04 = Roque "Rocky" De La Fuente	51	.06	07 = WRITE-IN	175	.19

(CONTINUED FROM PREVIOUS PAGE)

	01	02	03	04	05	06	07
0208 PLAINFIELD PCT 007	192	2	0	0	1	214	0
0209 PLAINFIELD PCT 008	165	0	2	1	0	188	1
0210 PLAINFIELD PCT 009	122	0	0	0	0	156	0
0211 PLAINFIELD PCT 010	94	0	0	0	0	135	0
0212 PLAINFIELD PCT 011	78	0	0	0	0	75	0
0213 PLAINFIELD PCT 012	171	0	0	0	0	210	1
0214 PLAINFIELD PCT 013	143	0	0	0	0	160	0
0215 PLAINFIELD PCT 014	111	0	0	0	3	163	2
0216 PLAINFIELD PCT 015	103	0	0	0	0	166	1
0217 PLAINFIELD PCT 016	125	0	1	0	1	149	0
0218 PLAINFIELD PCT 017	154	1	0	0	0	187	1
0219 PLAINFIELD PCT 018	140	1	0	0	0	203	1
0220 PLAINFIELD PCT 019	125	0	1	0	0	174	1
0221 PLAINFIELD PCT 020	151	0	1	2	0	215	0
0222 PLAINFIELD PCT 021	94	0	0	0	1	113	0
0223 PLAINFIELD PCT 022	165	0	1	0	0	185	1
0224 PLAINFIELD PCT 023	90	1	1	0	0	176	1
0225 PLAINFIELD PCT 024	131	1	0	0	0	103	2
0226 PLAINFIELD PCT 025	123	1	0	0	0	201	0
0227 PLAINFIELD PCT 026	144	0	2	0	0	186	2
0228 PLAINFIELD PCT 027	167	1	1	0	1	224	2
0229 PLAINFIELD PCT 028	92	0	0	0	0	187	0
0230 PLAINFIELD PCT 029	99	0	2	0	0	154	0
0231 PLAINFIELD PCT 030	125	0	1	0	1	140	0
0232 PLAINFIELD PCT 031	110	0	0	0	0	166	2
0233 PLAINFIELD PCT 032	107	0	0	1	1	177	0
0234 PLAINFIELD PCT 033	135	1	1	0	0	163	1
0235 PLAINFIELD PCT 034	112	0	0	1	0	135	1
0236 PLAINFIELD PCT 035	122	0	0	0	3	188	0
0237 REED PCT 001	75	1	0	0	1	134	1
0238 REED PCT 002	85	0	0	0	1	136	0
0239 REED PCT 003	57	0	1	0	0	139	2
0240 TROY PCT 001	182	0	0	0	0	235	1
0241 TROY PCT 002	166	0	1	0	0	227	1
0242 TROY PCT 003	95	1	0	0	1	126	2
0243 TROY PCT 004	113	0	1	0	1	168	3
0244 TROY PCT 005	117	0	0	0	0	115	2
0245 TROY PCT 006	91	0	0	0	0	117	0
0246 TROY PCT 007	167	2	1	1	0	154	0
0247 TROY PCT 008	181	0	1	1	0	220	1
0248 TROY PCT 009	145	0	0	0	0	148	1
0249 TROY PCT 010	114	0	1	0	0	142	0
0250 TROY PCT 011	121	1	1	1	2	159	0
0251 TROY PCT 012	158	2	1	1	0	164	0
0252 TROY PCT 013	220	0	0	0	2	159	1
0253 TROY PCT 014	108	0	1	0	0	134	1
0254 TROY PCT 015	114	2	0	1	2	166	4
0255 TROY PCT 016	199	0	1	0	1	170	1
0256 TROY PCT 017	107	0	0	0	0	179	0
0257 TROY PCT 018	150	0	1	0	0	200	1
0258 TROY PCT 019	187	2	1	0	0	178	0
0259 TROY PCT 020	151	0	0	0	3	171	0

	VOTES	PERCENT		VOTES	PERCENT
PRESIDENT OF THE UNITED STATES - TOTAL					
Vote for not more than 1					
01 = Hillary Clinton	42,799	46.97			
02 = Willie L. Wilson	128	.14	05 = Larry (Lawrence) Cohen	110	.12
03 = Martin J. O'Malley	175	.19	06 = Bernie Sanders	47,674	52.32
04 = Roque "Rocky" De La Fuente	51	.06	07 = WRITE-IN	175	.19

(CONTINUED FROM PREVIOUS PAGE)

	01	02	03	04	05	06	07
0260 TROY PCT 021	100	0	1	0	0	139	0
0261 TROY PCT 022	57	0	0	0	0	62	0
0262 WASHINGTON PCT 001	90	0	2	1	0	111	0
0263 WASHINGTON PCT 002	100	0	0	0	0	132	1
0264 WASHINGTON PCT 003	42	1	0	0	1	107	0
0265 WESLEY PCT 001	71	1	3	0	1	121	2
0266 WHEATLAND PCT 001	825	3	1	0	2	995	0
0267 WHEATLAND PCT 002	199	0	0	0	0	100	0
0268 WHEATLAND PCT 003	132	0	1	0	0	127	0
0269 WHEATLAND PCT 004	185	0	0	1	0	246	0
0270 WHEATLAND PCT 005	121	0	2	1	0	137	1
0271 WHEATLAND PCT 006	119	0	1	1	1	158	1
0272 WHEATLAND PCT 007	149	0	0	1	0	127	0
0273 WHEATLAND PCT 008	112	0	0	0	0	163	0
0274 WHEATLAND PCT 009	160	0	0	0	0	202	0
0275 WHEATLAND PCT 010	125	0	0	0	0	138	1
0276 WHEATLAND PCT 011	164	0	0	0	0	112	0
0277 WHEATLAND PCT 012	159	0	0	0	0	117	0
0278 WHEATLAND PCT 013	105	0	2	0	1	122	0
0279 WHEATLAND PCT 014	131	0	1	0	0	115	1
0280 WHEATLAND PCT 015	136	0	0	0	0	135	0
0281 WHEATLAND PCT 016	134	0	0	0	0	134	1
0282 WHEATLAND PCT 017	159	1	1	0	0	155	1
0283 WHEATLAND PCT 018	125	0	0	0	1	140	0
0284 WHEATLAND PCT 019	188	0	0	0	1	199	1
0285 WHEATLAND PCT 020	105	0	0	0	0	80	0
0286 WHEATLAND PCT 021	116	0	0	0	0	112	0
0287 WHEATLAND PCT 022	186	0	0	0	0	226	0
0288 WHEATLAND PCT 023	171	0	0	0	0	178	1
0289 WHEATLAND PCT 024	100	0	0	0	0	79	0
0290 WHEATLAND PCT 025	144	0	1	1	1	174	0
0291 WHEATLAND PCT 026	135	0	0	0	0	142	0
0292 WHEATLAND PCT 027	250	0	0	0	0	181	0
0293 WHEATLAND PCT 028	137	0	1	0	0	169	0
0294 WHEATLAND PCT 029	150	1	0	0	0	178	2
0295 WHEATLAND PCT 030	127	0	0	0	0	150	0
0296 WILL PCT 001	48	1	3	0	0	99	1
0297 WILMINGTON PCT 001	76	0	0	0	0	149	0
0298 WILMINGTON PCT 002	85	0	1	0	0	94	1
0299 WILMINGTON PCT 003	90	0	0	0	1	116	1
0300 WILTON PCT 001	43	0	3	1	0	43	1

PRESIDENT OF THE UNITED STATES 1ST CONGRESSIONAL DISTRICT Vote for not more than 1	VOTES				PERCENT		VOTES		PERCENT	
	01	02	03	04	05	06	07			
01 = Hillary Clinton	5,113				42.39					
02 = Willie L. Wilson	13				.11			05 = Larry (Lawrence) Cohen	15	.12
03 = Martin J. O'Malley	42				.35			06 = Bernie Sanders	6,853	56.81
04 = Roque "Rocky" De La Fuente	5				.04			07 = WRITE-IN	21	.17
	01	02	03	04	05	06	07			
0057 FRANKFORT PCT 001	111	0	2	0	0	197	3			
0058 FRANKFORT PCT 002	108	0	1	0	1	110	0			
0059 FRANKFORT PCT 003	152	0	3	1	2	166	0			
0060 FRANKFORT PCT 004	91	1	0	0	0	132	0			
0061 FRANKFORT PCT 005	139	0	0	0	0	212	0			
0062 FRANKFORT PCT 006	74	0	0	0	0	191	0			
0063 FRANKFORT PCT 007	103	0	0	0	0	148	1			
0064 FRANKFORT PCT 008	123	0	1	0	1	159	0			
0065 FRANKFORT PCT 009	125	0	1	0	0	145	0			
0066 FRANKFORT PCT 010	186	0	0	0	0	155	0			
0067 FRANKFORT PCT 011	155	0	0	1	0	99	0			
0068 FRANKFORT PCT 012	111	0	1	0	2	157	1			
0069 FRANKFORT PCT 013	97	0	1	0	0	136	0			
0070 FRANKFORT PCT 014	129	0	1	0	0	197	0			
0071 FRANKFORT PCT 015	111	0	0	0	1	174	0			
0072 FRANKFORT PCT 016	129	0	2	0	1	153	1			
0073 FRANKFORT PCT 017	133	0	0	0	0	123	0			
0074 FRANKFORT PCT 018	101	1	1	0	0	121	0			
0075 FRANKFORT PCT 019	121	0	2	0	1	192	1			
0076 FRANKFORT PCT 020	106	0	1	0	0	194	0			
0077 FRANKFORT PCT 021	112	0	2	0	0	135	0			
0078 FRANKFORT PCT 022	130	3	1	1	1	115	0			
0079 FRANKFORT PCT 023	108	0	0	0	0	102	0			
0080 FRANKFORT PCT 024	184	0	1	0	0	183	1			
0081 FRANKFORT PCT 025	111	1	0	0	0	122	0			
0082 FRANKFORT PCT 026	118	1	0	0	0	97	0			
0083 FRANKFORT PCT 027	90	0	0	0	0	92	0			
0084 FRANKFORT PCT 028	148	1	0	2	0	154	1			
0085 GREEN GARDEN PCT 001	81	1	3	0	0	86	0			
0086 GREEN GARDEN PCT 002	89	1	1	0	0	114	0			
0105 JACKSON PCT 001	73	0	1	0	0	94	0			
0106 JACKSON PCT 002	107	0	3	0	0	161	1			
0168 MANHATTAN PCT 001	83	0	0	0	0	159	0			
0169 MANHATTAN PCT 002	102	1	0	0	2	160	3			
0170 MANHATTAN PCT 003	80	0	2	0	0	170	3			
0171 MANHATTAN PCT 004	83	0	1	0	2	159	1			
0181 NEW LENOX PCT 002	29	0	0	0	0	49	1			
0186 NEW LENOX PCT 007	96	0	0	0	0	142	1			
0187 NEW LENOX PCT 008	89	0	1	0	0	139	0			
0191 NEW LENOX PCT 012	74	0	1	0	0	176	0			
0192 NEW LENOX PCT 013	103	1	1	0	0	161	0			
0193 NEW LENOX PCT 014	121	0	3	0	0	216	0			
0194 NEW LENOX PCT 015	119	0	2	0	0	113	0			
0196 NEW LENOX PCT 017	76	0	1	0	0	148	0			
0197 NEW LENOX PCT 018	82	0	0	0	0	130	0			
0198 NEW LENOX PCT 019	116	1	0	0	0	168	1			
0199 NEW LENOX PCT 020	104	0	1	0	1	147	1			

PRESIDENT OF THE UNITED STATES  
 2ND CONGRESSIONAL DISTRICT

VOTES PERCENT

VOTES PERCENT

Vote for not more than 1

01 = Hillary Clinton	4,475	52.89		
02 = Willie L. Wilson	32	.38	05 = Larry (Lawrence) Cohen	13 .15
03 = Martin J. O'Malley	22	.26	06 = Bernie Sanders	3,899 46.08
04 = Roque "Rocky" De La Fuente	5	.06	07 = WRITE-IN	15 .18

	01	02	03	04	05	06	07
0006 CRETE PCT 001	264	1	0	0	1	217	1
0007 CRETE PCT 002	161	0	0	0	0	177	1
0008 CRETE PCT 003	120	0	0	0	1	134	2
0009 CRETE PCT 004	225	1	0	0	1	175	0
0010 CRETE PCT 005	268	4	0	0	0	186	0
0011 CRETE PCT 006	198	1	1	0	0	118	0
0012 CRETE PCT 007	267	2	2	0	1	165	0
0013 CRETE PCT 008	191	2	1	0	0	184	0
0014 CRETE PCT 009	112	0	0	0	1	146	3
0015 CRETE PCT 010	95	0	0	0	0	98	1
0016 CRETE PCT 011	76	0	0	0	0	76	0
0017 CRETE PCT 012	128	1	2	0	0	113	0
0172 MONEE PCT 001	208	3	1	0	0	154	0
0173 MONEE PCT 002	316	0	1	0	0	216	0
0174 MONEE PCT 003	139	1	1	0	2	164	1
0175 MONEE PCT 004	194	0	1	0	0	127	0
0176 MONEE PCT 005	313	4	0	1	0	187	0
0177 MONEE PCT 006	217	5	0	0	0	159	0
0178 MONEE PCT 007	361	5	1	0	1	212	0
0179 MONEE PCT 008	138	0	0	2	1	118	2
0200 PEOTONE PCT 001	82	0	1	0	2	151	1
0201 PEOTONE PCT 002	79	0	2	0	1	130	0
0262 WASHINGTON PCT 001	90	0	2	1	0	111	0
0263 WASHINGTON PCT 002	100	0	0	0	0	132	1
0264 WASHINGTON PCT 003	42	1	0	0	1	107	0
0296 WILL PCT 001	48	1	3	0	0	99	1
0300 WILTON PCT 001	43	0	3	1	0	43	1



	VOTES	PERCENT		VOTES	PERCENT
PRESIDENT OF THE UNITED STATES					
3RD CONGRESSIONAL DISTRICT					
Vote for not more than 1					
01 = Hillary Clinton	4,968	45.15			
02 = Willie L. Wilson	13	.12	05 = Larry (Lawrence) Cohen	10	.09
03 = Martin J. O'Malley	24	.22	06 = Bernie Sanders	5,952	54.09
04 = Roque "Rocky" De La Fuente	11	.10	07 = WRITE-IN	26	.24

	01	02	03	04	05	06	07
0050 DU PAGE PCT 032	32	0	0	0	0	62	0
0051 DU PAGE PCT 033	16	0	0	0	0	21	0
0053 DU PAGE PCT 035	119	0	0	1	0	138	0
0054 DU PAGE PCT 036	161	0	2	1	0	202	1
0055 DU PAGE PCT 037	133	0	0	0	1	144	0
0087 HOMER PCT 001	80	0	0	1	0	116	0
0088 HOMER PCT 002	104	0	0	0	1	137	2
0089 HOMER PCT 003	108	0	1	0	1	121	1
0090 HOMER PCT 004	91	1	2	0	0	128	0
0091 HOMER PCT 005	88	0	1	0	0	88	1
0092 HOMER PCT 006	84	0	0	0	0	136	1
0093 HOMER PCT 007	100	0	2	0	0	130	0
0094 HOMER PCT 008	110	0	0	0	0	113	0
0095 HOMER PCT 009	115	0	0	0	0	106	0
0096 HOMER PCT 010	127	0	2	0	0	133	0
0097 HOMER PCT 011	105	0	1	0	0	141	0
0098 HOMER PCT 012	85	1	1	0	0	114	0
0099 HOMER PCT 013	66	0	0	0	0	119	1
0100 HOMER PCT 014	143	1	1	0	1	179	1
0101 HOMER PCT 015	156	1	0	0	0	172	0
0102 HOMER PCT 016	71	0	0	1	0	113	1
0103 HOMER PCT 017	75	0	2	0	0	118	0
0104 HOMER PCT 018	131	1	0	0	0	157	1
0107 JOLIET PCT 001	223	0	0	0	0	190	0
0108 JOLIET PCT 002	123	1	0	0	0	141	2
0109 JOLIET PCT 003	95	1	0	0	1	129	1
0145 LOCKPORT PCT 002	196	0	0	0	1	213	0
0146 LOCKPORT PCT 003	161	0	0	0	1	229	2
0147 LOCKPORT PCT 004	121	0	1	1	1	140	0
0148 LOCKPORT PCT 005	109	0	1	0	0	137	0
0153 LOCKPORT PCT 010	108	0	0	0	0	148	2
0154 LOCKPORT PCT 011	115	1	1	0	0	159	1
0155 LOCKPORT PCT 012	110	1	0	1	0	155	1
0158 LOCKPORT PCT 015	164	0	0	0	0	150	0
0159 LOCKPORT PCT 016	124	0	0	1	0	200	0
0160 LOCKPORT PCT 017	124	0	1	0	0	187	1
0161 LOCKPORT PCT 018	140	1	0	0	1	216	1
0162 LOCKPORT PCT 019	144	1	3	2	0	117	1
0163 LOCKPORT PCT 020	1	0	0	0	0	1	0
0164 LOCKPORT PCT 021	131	0	0	0	0	169	1
0165 LOCKPORT PCT 022	113	1	2	1	0	152	0
0166 LOCKPORT PCT 023	107	0	0	0	1	130	1
0167 LOCKPORT PCT 024	259	1	0	1	0	101	2

	VOTES	PERCENT		VOTES	PERCENT
PRESIDENT OF THE UNITED STATES					
11TH CONGRESSIONAL DISTRICT					
Vote for not more than 1					
01 = Hillary Clinton	21,393	47.87			
02 = Willie L. Wilson	61	.14	05 = Larry (Lawrence) Cohen	54	.12
03 = Martin J. O'Malley	64	.14	06 = Bernie Sanders	23,007	51.48
04 = Roque "Rocky" De La Fuente	23	.05	07 = WRITE-IN	87	.19

	01	02	03	04	05	06	07
0019 DU PAGE PCT 001	156	0	0	0	0	204	0
0020 DU PAGE PCT 002	126	0	0	0	0	124	1
0021 DU PAGE PCT 003	168	0	0	0	0	98	1
0022 DU PAGE PCT 004	102	0	1	0	0	162	0
0023 DU PAGE PCT 005	177	2	1	0	0	141	0
0024 DU PAGE PCT 006	185	0	0	0	0	162	0
0025 DU PAGE PCT 007	133	0	0	0	0	106	0
0026 DU PAGE PCT 008	219	0	0	0	0	203	0
0027 DU PAGE PCT 009	129	0	0	0	0	129	0
0028 DU PAGE PCT 010	231	1	0	0	1	225	0
0029 DU PAGE PCT 011	193	1	0	0	0	172	2
0030 DU PAGE PCT 012	193	0	1	0	0	214	0
0031 DU PAGE PCT 013	225	0	0	0	1	175	0
0032 DU PAGE PCT 014	165	0	1	0	0	169	0
0033 DU PAGE PCT 015	185	0	0	0	0	198	0
0034 DU PAGE PCT 016	214	0	0	0	0	235	0
0035 DU PAGE PCT 017	209	3	0	0	1	250	1
0036 DU PAGE PCT 018	174	0	1	0	1	197	2
0037 DU PAGE PCT 019	175	1	1	0	0	229	1
0038 DU PAGE PCT 020	195	0	0	2	0	171	0
0039 DU PAGE PCT 021	196	0	0	0	0	213	0
0040 DU PAGE PCT 022	175	0	1	0	0	204	0
0041 DU PAGE PCT 023	263	0	3	0	0	244	0
0042 DU PAGE PCT 024	148	0	1	0	0	163	1
0043 DU PAGE PCT 025	181	1	0	0	0	202	1
0044 DU PAGE PCT 026	152	0	0	0	0	206	0
0045 DU PAGE PCT 027	241	0	0	0	0	252	2
0046 DU PAGE PCT 028	203	1	1	0	1	228	0
0047 DU PAGE PCT 029	193	0	0	0	0	208	0
0048 DU PAGE PCT 030	199	1	0	0	0	193	1
0049 DU PAGE PCT 031	106	0	0	0	0	98	0
0050 DU PAGE PCT 032	137	0	0	0	0	135	0
0051 DU PAGE PCT 033	158	1	0	0	0	138	1
0052 DU PAGE PCT 034	147	0	0	1	2	51	0
0054 DU PAGE PCT 036	1	0	0	0	0	1	0
0105 JACKSON PCT 001	26	0	0	0	0	44	0
0107 JOLIET PCT 001	10	0	0	0	0	27	0
0108 JOLIET PCT 002	0	0	0	0	0	0	0
0110 JOLIET PCT 004	130	1	0	0	1	177	1
0111 JOLIET PCT 005	246	1	0	1	2	100	0
0112 JOLIET PCT 006	222	2	0	0	0	163	2
0113 JOLIET PCT 007	243	0	0	0	0	143	1
0114 JOLIET PCT 008	145	0	0	0	1	154	0
0115 JOLIET PCT 009	124	0	0	0	1	189	0
0116 JOLIET PCT 010	125	1	1	0	0	157	3
0117 JOLIET PCT 011	126	0	0	0	0	208	1
0118 JOLIET PCT 012	150	0	0	0	0	190	0
0119 JOLIET PCT 013	225	1	0	0	3	192	0
0120 JOLIET PCT 014	205	5	1	1	1	197	0
0121 JOLIET PCT 015	146	1	1	0	0	157	2
0122 JOLIET PCT 016	274	0	0	0	0	196	0

	VOTES	PERCENT		VOTES	PERCENT
PRESIDENT OF THE UNITED STATES					
11TH CONGRESSIONAL DISTRICT					
Vote for not more than 1					
01 = Hillary Clinton	21,393	47.87			
02 = Willie L. Wilson	61	.14	05 = Larry (Lawrence) Cohen	54	.12
03 = Martin J. O'Malley	64	.14	06 = Bernie Sanders	23,007	51.48
04 = Roque "Rocky" De La Fuente	23	.05	07 = WRITE-IN	87	.19

(CONTINUED FROM PREVIOUS PAGE)

	01	02	03	04	05	06	07
0123 JOLIET PCT 017	149	0	1	0	0	188	2
0124 JOLIET PCT 018	143	1	1	0	1	176	0
0125 JOLIET PCT 019	105	0	0	0	0	210	0
0126 JOLIET PCT 020	189	0	1	1	2	162	0
0127 JOLIET PCT 021	136	0	1	0	0	230	0
0128 JOLIET PCT 022	180	1	0	0	0	197	0
0129 JOLIET PCT 023	228	1	1	0	2	173	0
0130 JOLIET PCT 024	171	0	0	0	0	138	0
0131 JOLIET PCT 025	128	2	1	1	0	146	2
0132 JOLIET PCT 026	149	0	1	0	1	166	1
0133 JOLIET PCT 027	87	0	2	0	0	98	0
0134 JOLIET PCT 028	214	1	0	0	0	157	0
0135 JOLIET PCT 029	178	0	1	0	0	182	1
0136 JOLIET PCT 030	116	0	0	0	1	172	2
0137 JOLIET PCT 031	113	1	1	1	0	167	0
0138 JOLIET PCT 032	232	0	0	0	1	172	0
0139 JOLIET PCT 033	107	1	0	0	0	134	0
0140 JOLIET PCT 034	269	3	0	0	1	129	3
0141 JOLIET PCT 035	276	1	0	0	1	159	2
0142 JOLIET PCT 036	226	0	0	0	0	120	1
0143 JOLIET PCT 037	218	0	0	0	1	150	0
0144 LOCKPORT PCT 001	251	0	2	0	0	108	1
0149 LOCKPORT PCT 006	199	0	1	0	0	246	1
0150 LOCKPORT PCT 007	254	0	0	0	1	231	0
0151 LOCKPORT PCT 008	244	2	0	0	0	213	1
0152 LOCKPORT PCT 009	258	1	2	0	0	153	1
0156 LOCKPORT PCT 013	289	1	1	0	1	140	0
0157 LOCKPORT PCT 014	115	0	1	1	0	134	0
0163 LOCKPORT PCT 020	104	0	1	0	0	149	1
0180 NEW LENOX PCT 001	96	0	1	0	1	136	0
0181 NEW LENOX PCT 002	61	0	1	0	0	81	2
0182 NEW LENOX PCT 003	63	0	0	0	2	121	0
0183 NEW LENOX PCT 004	71	1	0	0	0	106	0
0184 NEW LENOX PCT 005	77	0	1	2	2	150	2
0185 NEW LENOX PCT 006	66	0	0	0	0	127	1
0188 NEW LENOX PCT 009	102	1	0	0	1	169	0
0189 NEW LENOX PCT 010	111	0	0	0	0	120	0
0190 NEW LENOX PCT 011	111	1	2	0	0	147	0
0195 NEW LENOX PCT 016	95	0	0	1	0	155	0
0197 NEW LENOX PCT 018	6	0	0	0	0	2	0
0205 PLAINFIELD PCT 004	88	0	0	0	0	122	0
0206 PLAINFIELD PCT 005	145	0	0	0	0	178	0
0207 PLAINFIELD PCT 006	177	0	1	0	0	202	0
0208 PLAINFIELD PCT 007	192	2	0	0	1	214	0
0211 PLAINFIELD PCT 010	37	0	0	0	0	74	0
0212 PLAINFIELD PCT 011	78	0	0	0	0	75	0
0213 PLAINFIELD PCT 012	171	0	0	0	0	210	1
0214 PLAINFIELD PCT 013	114	0	0	0	0	132	0
0215 PLAINFIELD PCT 014	111	0	0	0	3	163	2
0216 PLAINFIELD PCT 015	103	0	0	0	0	166	1
0217 PLAINFIELD PCT 016	125	0	1	0	1	149	0

	VOTES	PERCENT		VOTES	PERCENT
PRESIDENT OF THE UNITED STATES					
11TH CONGRESSIONAL DISTRICT					
Vote for not more than 1					
01 = Hillary Clinton	21,393	47.87			
02 = Willie L. Wilson	61	.14	05 = Larry (Lawrence) Cohen	54	.12
03 = Martin J. O'Malley	64	.14	06 = Bernie Sanders	23,007	51.48
04 = Roque "Rocky" De La Fuente	23	.05	07 = WRITE-IN	87	.19

(CONTINUED FROM PREVIOUS PAGE)

	01	02	03	04	05	06	07
0218 PLAINFIELD PCT 017	154	1	0	0	0	187	1
0219 PLAINFIELD PCT 018	140	1	0	0	0	203	1
0220 PLAINFIELD PCT 019	125	0	1	0	0	174	1
0221 PLAINFIELD PCT 020	151	0	1	2	0	215	0
0222 PLAINFIELD PCT 021	94	0	0	0	1	113	0
0223 PLAINFIELD PCT 022	165	0	1	0	0	185	1
0224 PLAINFIELD PCT 023	90	1	1	0	0	176	1
0225 PLAINFIELD PCT 024	131	1	0	0	0	103	2
0226 PLAINFIELD PCT 025	123	1	0	0	0	201	0
0227 PLAINFIELD PCT 026	144	0	2	0	0	186	2
0228 PLAINFIELD PCT 027	167	1	1	0	1	224	2
0229 PLAINFIELD PCT 028	92	0	0	0	0	187	0
0230 PLAINFIELD PCT 029	99	0	2	0	0	154	0
0231 PLAINFIELD PCT 030	125	0	1	0	1	140	0
0232 PLAINFIELD PCT 031	110	0	0	0	0	166	2
0233 PLAINFIELD PCT 032	107	0	0	1	1	177	0
0234 PLAINFIELD PCT 033	135	1	1	0	0	163	1
0235 PLAINFIELD PCT 034	112	0	0	1	0	135	1
0236 PLAINFIELD PCT 035	122	0	0	0	3	188	0
0240 TROY PCT 001	182	0	0	0	0	235	1
0241 TROY PCT 002	166	0	1	0	0	227	1
0242 TROY PCT 003	95	1	0	0	1	126	2
0243 TROY PCT 004	113	0	1	0	1	168	3
0244 TROY PCT 005	117	0	0	0	0	115	2
0245 TROY PCT 006	91	0	0	0	0	117	0
0246 TROY PCT 007	167	2	1	1	0	154	0
0247 TROY PCT 008	181	0	1	1	0	220	1
0248 TROY PCT 009	145	0	0	0	0	148	1
0249 TROY PCT 010	114	0	1	0	0	142	0
0250 TROY PCT 011	121	1	1	1	2	159	0
0251 TROY PCT 012	158	2	1	1	0	164	0
0252 TROY PCT 013	7	0	0	0	0	8	0
0253 TROY PCT 014	17	0	0	0	0	33	1
0254 TROY PCT 015	77	1	0	1	1	111	4
0255 TROY PCT 016	199	0	1	0	1	170	1
0256 TROY PCT 017	25	0	0	0	0	38	0
0257 TROY PCT 018	150	0	1	0	0	200	1
0258 TROY PCT 019	187	2	1	0	0	178	0
0269 WHEATLAND PCT 004	185	0	0	1	0	246	0
0270 WHEATLAND PCT 005	121	0	2	1	0	137	1
0284 WHEATLAND PCT 019	188	0	0	0	1	199	1
0287 WHEATLAND PCT 022	186	0	0	0	0	225	0
0291 WHEATLAND PCT 026	1	0	0	0	0	1	0
0292 WHEATLAND PCT 027	35	0	0	0	0	16	0

PRESIDENT OF THE UNITED STATES  
14TH CONGRESSIONAL DISTRICT

Vote for not more than 1

01 = Hillary Clinton  
02 = Willie L. Wilson  
03 = Martin J. O'Malley  
04 = Roque "Rocky" De La Fuente

VOTES PERCENT

5,795 48.28  
6 .05  
15 .12  
5 .04

VOTES PERCENT

05 = Larry (Lawrence) Cohen 12 .10  
06 = Bernie Sanders 6,154 51.27  
07 = WRITE-IN 15 .12

	01	02	03	04	05	06	07
0202 PLAINFIELD PCT 001	134	0	0	1	0	155	3
0203 PLAINFIELD PCT 002	114	0	1	0	0	164	2
0204 PLAINFIELD PCT 003	110	0	1	0	0	115	0
0209 PLAINFIELD PCT 008	165	0	2	1	0	188	1
0210 PLAINFIELD PCT 009	122	0	0	0	0	156	0
0211 PLAINFIELD PCT 010	57	0	0	0	0	61	0
0214 PLAINFIELD PCT 013	29	0	0	0	0	28	0
0252 TROY PCT 013	213	0	0	0	2	151	1
0253 TROY PCT 014	91	0	1	0	0	101	0
0254 TROY PCT 015	37	1	0	0	1	55	0
0256 TROY PCT 017	82	0	0	0	0	141	0
0259 TROY PCT 020	151	0	0	0	3	171	0
0260 TROY PCT 021	100	0	1	0	0	139	0
0261 TROY PCT 022	57	0	0	0	0	62	0
0266 WHEATLAND PCT 001	825	3	1	0	2	995	0
0267 WHEATLAND PCT 002	199	0	0	0	0	100	0
0268 WHEATLAND PCT 003	132	0	1	0	0	127	0
0271 WHEATLAND PCT 006	119	0	1	1	1	158	1
0272 WHEATLAND PCT 007	149	0	0	1	0	127	0
0273 WHEATLAND PCT 008	112	0	0	0	0	163	0
0274 WHEATLAND PCT 009	160	0	0	0	0	202	0
0275 WHEATLAND PCT 010	125	0	0	0	0	138	1
0276 WHEATLAND PCT 011	164	0	0	0	0	112	0
0277 WHEATLAND PCT 012	159	0	0	0	0	117	0
0278 WHEATLAND PCT 013	105	0	2	0	1	122	0
0279 WHEATLAND PCT 014	131	0	1	0	0	115	1
0280 WHEATLAND PCT 015	136	0	0	0	0	135	0
0281 WHEATLAND PCT 016	134	0	0	0	0	134	1
0282 WHEATLAND PCT 017	159	1	1	0	0	155	1
0283 WHEATLAND PCT 018	125	0	0	0	1	140	0
0285 WHEATLAND PCT 020	105	0	0	0	0	80	0
0286 WHEATLAND PCT 021	116	0	0	0	0	112	0
0287 WHEATLAND PCT 022	0	0	0	0	0	1	0
0288 WHEATLAND PCT 023	171	0	0	0	0	178	1
0289 WHEATLAND PCT 024	100	0	0	0	0	79	0
0290 WHEATLAND PCT 025	144	0	1	1	1	174	0
0291 WHEATLAND PCT 026	134	0	0	0	0	141	0
0292 WHEATLAND PCT 027	215	0	0	0	0	165	0
0293 WHEATLAND PCT 028	137	0	1	0	0	169	0
0294 WHEATLAND PCT 029	150	1	0	0	0	178	2
0295 WHEATLAND PCT 030	127	0	0	0	0	150	0

**City of Aurora results have been added to WHEATLAND PCT 001**

**For City of Aurora's precinct breakdown – refer to that section of this book**

PRESIDENT OF THE UNITED STATES  
 16TH CONGRESSIONAL DISTRICT

VOTES PERCENT

VOTES PERCENT

Vote for not more than 1

01 = Hillary Clinton	1,055	36.45		
02 = Willie L. Wilson	3	.10	05 = Larry (Lawrence) Cohen	6 .21
03 = Martin J. O'Malley	8	.28	06 = Bernie Sanders	1,809 62.51
04 = Roque "Rocky" De La Fuente	2	.07	07 = WRITE-IN	11 .38

-----  
 01 02 03 04 05 06 07  
 -----

0001 CHANNAHON PCT 001	82	0	0	0	0	135	2
0002 CHANNAHON PCT 002	104	0	1	0	0	162	1
0003 CHANNAHON PCT 003	104	0	0	0	1	147	0
0004 CHANNAHON PCT 004	85	1	0	0	1	157	1
0005 CHANNAHON PCT 005	77	0	1	1	0	168	0
0018 CUSTER PCT 001	38	0	0	1	0	98	0
0056 FLORENCE PCT 001	26	0	1	0	0	53	0
0237 REED PCT 001	75	1	0	0	1	134	1
0238 REED PCT 002	85	0	0	0	1	136	0
0239 REED PCT 003	57	0	1	0	0	139	2
0265 WESLEY PCT 001	71	1	3	0	1	121	2
0297 WILMINGTON PCT 001	76	0	0	0	0	149	0
0298 WILMINGTON PCT 002	85	0	1	0	0	94	1
0299 WILMINGTON PCT 003	90	0	0	0	1	116	1



**Nancy Schultz Voots**

W I L L C O U N T Y C L E R K



**Democratic Party**

**UNITED  
STATES  
SENATOR  
SUMMARY**

	VOTES	PERCENT		VOTES	PERCENT
UNITED STATES SENATOR					
Vote for not more than 1					
01 = Andrea Zopp	17,272	19.95			
02 = Tammy Duckworth	59,362	68.57	03 = Napoleon Harris	9,934	11.48

	01	02	03
0001 CHANNAHON PCT 001	36	149	15
0002 CHANNAHON PCT 002	33	193	27
0003 CHANNAHON PCT 003	31	182	25
0004 CHANNAHON PCT 004	38	173	19
0005 CHANNAHON PCT 005	32	180	18
0006 CRETE PCT 001	126	240	109
0007 CRETE PCT 002	59	215	58
0008 CRETE PCT 003	48	178	26
0009 CRETE PCT 004	79	220	88
0010 CRETE PCT 005	107	224	120
0011 CRETE PCT 006	69	195	53
0012 CRETE PCT 007	112	244	73
0013 CRETE PCT 008	67	219	81
0014 CRETE PCT 009	44	185	25
0015 CRETE PCT 010	28	145	13
0016 CRETE PCT 011	24	109	9
0017 CRETE PCT 012	57	149	33
0018 CUSTER PCT 001	24	99	11
0019 DU PAGE PCT 001	53	260	23
0020 DU PAGE PCT 002	43	174	15
0021 DU PAGE PCT 003	42	185	14
0022 DU PAGE PCT 004	50	169	29
0023 DU PAGE PCT 005	59	218	26
0024 DU PAGE PCT 006	86	212	30
0025 DU PAGE PCT 007	39	170	13
0026 DU PAGE PCT 008	91	270	45
0027 DU PAGE PCT 009	56	155	33
0028 DU PAGE PCT 010	88	292	55
0029 DU PAGE PCT 011	82	249	26
0030 DU PAGE PCT 012	102	240	52
0031 DU PAGE PCT 013	99	247	39
0032 DU PAGE PCT 014	88	196	42
0033 DU PAGE PCT 015	88	240	41
0034 DU PAGE PCT 016	98	278	54
0035 DU PAGE PCT 017	115	273	51
0036 DU PAGE PCT 018	77	234	44
0037 DU PAGE PCT 019	100	232	51
0038 DU PAGE PCT 020	80	228	45
0039 DU PAGE PCT 021	107	229	64
0040 DU PAGE PCT 022	107	219	43
0041 DU PAGE PCT 023	106	314	65
0042 DU PAGE PCT 024	73	210	23
0043 DU PAGE PCT 025	92	248	30
0044 DU PAGE PCT 026	85	201	48
0045 DU PAGE PCT 027	134	272	70
0046 DU PAGE PCT 028	123	230	57
0047 DU PAGE PCT 029	102	222	50
0048 DU PAGE PCT 030	100	220	58
0049 DU PAGE PCT 031	53	119	26
0050 DU PAGE PCT 032	71	256	27
0051 DU PAGE PCT 033	64	218	34
0052 DU PAGE PCT 034	30	153	16
0053 DU PAGE PCT 035	55	147	38

**City of Aurora results have been added to WHEATLAND PCT 001**

**For City of Aurora's precinct breakdown – refer to that section of this book**



	VOTES	PERCENT		VOTES	PERCENT
UNITED STATES SENATOR					
Vote for not more than 1					
01 = Andrea Zopp	17,272	19.95			
02 = Tammy Duckworth	59,362	68.57	03 = Napoleon Harris	9,934	11.48

(CONTINUED FROM PREVIOUS PAGE)

	01	02	03
0054 DU PAGE PCT 036	80	240	32
0055 DU PAGE PCT 037	58	172	32
0056 FLORENCE PCT 001	15	57	8
0057 FRANKFORT PCT 001	52	207	34
0058 FRANKFORT PCT 002	38	151	20
0059 FRANKFORT PCT 003	60	211	34
0060 FRANKFORT PCT 004	27	161	21
0061 FRANKFORT PCT 005	50	246	38
0062 FRANKFORT PCT 006	35	179	29
0063 FRANKFORT PCT 007	40	167	25
0064 FRANKFORT PCT 008	54	178	29
0065 FRANKFORT PCT 009	50	183	31
0066 FRANKFORT PCT 010	49	246	26
0067 FRANKFORT PCT 011	43	164	31
0068 FRANKFORT PCT 012	42	200	20
0069 FRANKFORT PCT 013	24	177	12
0070 FRANKFORT PCT 014	40	234	26
0071 FRANKFORT PCT 015	42	204	31
0072 FRANKFORT PCT 016	51	183	40
0073 FRANKFORT PCT 017	32	183	27
0074 FRANKFORT PCT 018	29	162	20
0075 FRANKFORT PCT 019	56	206	36
0076 FRANKFORT PCT 020	46	200	31
0077 FRANKFORT PCT 021	35	176	22
0078 FRANKFORT PCT 022	44	164	20
0079 FRANKFORT PCT 023	38	136	17
0080 FRANKFORT PCT 024	83	216	50
0081 FRANKFORT PCT 025	38	170	18
0082 FRANKFORT PCT 026	48	133	28
0083 FRANKFORT PCT 027	37	116	20
0084 FRANKFORT PCT 028	50	205	29
0085 GREEN GARDEN PCT 001	21	124	14
0086 GREEN GARDEN PCT 002	14	153	32
0087 HOMER PCT 001	38	141	9
0088 HOMER PCT 002	39	164	23
0089 HOMER PCT 003	36	165	17
0090 HOMER PCT 004	35	158	15
0091 HOMER PCT 005	28	115	26
0092 HOMER PCT 006	44	138	25
0093 HOMER PCT 007	33	165	21
0094 HOMER PCT 008	39	148	23
0095 HOMER PCT 009	46	148	14
0096 HOMER PCT 010	37	188	23
0097 HOMER PCT 011	38	170	27
0098 HOMER PCT 012	18	144	21
0099 HOMER PCT 013	25	132	15
0100 HOMER PCT 014	52	215	30
0101 HOMER PCT 015	44	232	36
0102 HOMER PCT 016	29	138	11
0103 HOMER PCT 017	38	129	16
0104 HOMER PCT 018	39	203	34
0105 JACKSON PCT 001	35	177	25
0106 JACKSON PCT 002	27	212	26
0107 JOLIET PCT 001	110	266	60

	VOTES	PERCENT		VOTES	PERCENT
UNITED STATES SENATOR					
Vote for not more than 1					
01 = Andrea Zopp	17,272	19.95			
02 = Tammy Duckworth	59,362	68.57	03 = Napoleon Harris	9,934	11.48

(CONTINUED FROM PREVIOUS PAGE)

	01	02	03
0108 JOLIET PCT 002	46	189	25
0109 JOLIET PCT 003	40	152	24
0110 JOLIET PCT 004	77	192	30
0111 JOLIET PCT 005	65	217	56
0112 JOLIET PCT 006	99	213	61
0113 JOLIET PCT 007	91	227	52
0114 JOLIET PCT 008	59	205	26
0115 JOLIET PCT 009	66	199	39
0116 JOLIET PCT 010	45	199	28
0117 JOLIET PCT 011	79	207	32
0118 JOLIET PCT 012	82	210	37
0119 JOLIET PCT 013	136	213	42
0120 JOLIET PCT 014	151	192	48
0121 JOLIET PCT 015	89	156	46
0122 JOLIET PCT 016	103	289	69
0123 JOLIET PCT 017	45	239	38
0124 JOLIET PCT 018	37	238	28
0125 JOLIET PCT 019	47	222	28
0126 JOLIET PCT 020	57	250	39
0127 JOLIET PCT 021	62	248	43
0128 JOLIET PCT 022	83	239	43
0129 JOLIET PCT 023	80	254	46
0130 JOLIET PCT 024	63	182	50
0131 JOLIET PCT 025	54	183	31
0132 JOLIET PCT 026	66	207	23
0133 JOLIET PCT 027	49	109	24
0134 JOLIET PCT 028	71	240	47
0135 JOLIET PCT 029	84	222	41
0136 JOLIET PCT 030	61	181	38
0137 JOLIET PCT 031	51	181	35
0138 JOLIET PCT 032	83	258	46
0139 JOLIET PCT 033	44	160	31
0140 JOLIET PCT 034	71	271	52
0141 JOLIET PCT 035	90	276	53
0142 JOLIET PCT 036	58	240	40
0143 JOLIET PCT 037	61	245	45
0144 LOCKPORT PCT 001	46	297	13
0145 LOCKPORT PCT 002	116	227	48
0146 LOCKPORT PCT 003	103	222	53
0147 LOCKPORT PCT 004	58	171	29
0148 LOCKPORT PCT 005	34	174	24
0149 LOCKPORT PCT 006	120	256	61
0150 LOCKPORT PCT 007	113	291	61
0151 LOCKPORT PCT 008	95	286	65
0152 LOCKPORT PCT 009	66	316	22
0153 LOCKPORT PCT 010	53	174	16
0154 LOCKPORT PCT 011	34	193	30
0155 LOCKPORT PCT 012	44	188	19
0156 LOCKPORT PCT 013	47	363	16
0157 LOCKPORT PCT 014	44	172	28
0158 LOCKPORT PCT 015	79	187	36
0159 LOCKPORT PCT 016	49	238	28
0160 LOCKPORT PCT 017	43	240	20
0161 LOCKPORT PCT 018	71	249	19

	VOTES	PERCENT		VOTES	PERCENT
UNITED STATES SENATOR					
Vote for not more than 1					
01 = Andrea Zopp	17,272	19.95			
02 = Tammy Duckworth	59,362	68.57	03 = Napoleon Harris	9,934	11.48

(CONTINUED FROM PREVIOUS PAGE)

	01	02	03
0162 LOCKPORT PCT 019	34	201	19
0163 LOCKPORT PCT 020	44	177	28
0164 LOCKPORT PCT 021	61	200	28
0165 LOCKPORT PCT 022	39	199	26
0166 LOCKPORT PCT 023	37	165	19
0167 LOCKPORT PCT 024	75	230	50
0168 MANHATTAN PCT 001	45	162	23
0169 MANHATTAN PCT 002	41	186	19
0170 MANHATTAN PCT 003	50	178	16
0171 MANHATTAN PCT 004	34	176	17
0172 MONEE PCT 001	63	227	67
0173 MONEE PCT 002	133	267	118
0174 MONEE PCT 003	49	195	56
0175 MONEE PCT 004	46	212	53
0176 MONEE PCT 005	116	253	122
0177 MONEE PCT 006	88	169	112
0178 MONEE PCT 007	142	269	158
0179 MONEE PCT 008	49	147	57
0180 NEW LENOX PCT 001	32	157	25
0181 NEW LENOX PCT 002	35	164	14
0182 NEW LENOX PCT 003	27	133	20
0183 NEW LENOX PCT 004	20	134	14
0184 NEW LENOX PCT 005	33	159	22
0185 NEW LENOX PCT 006	35	130	15
0186 NEW LENOX PCT 007	33	175	17
0187 NEW LENOX PCT 008	36	163	12
0188 NEW LENOX PCT 009	53	170	36
0189 NEW LENOX PCT 010	30	167	26
0190 NEW LENOX PCT 011	40	185	21
0191 NEW LENOX PCT 012	56	164	21
0192 NEW LENOX PCT 013	47	191	16
0193 NEW LENOX PCT 014	36	250	33
0194 NEW LENOX PCT 015	33	165	20
0195 NEW LENOX PCT 016	36	173	31
0196 NEW LENOX PCT 017	33	165	17
0197 NEW LENOX PCT 018	35	158	17
0198 NEW LENOX PCT 019	40	198	32
0199 NEW LENOX PCT 020	45	185	11
0200 PEOTONE PCT 001	38	169	19
0201 PEOTONE PCT 002	39	139	22
0202 PLAINFIELD PCT 001	65	180	23
0203 PLAINFIELD PCT 002	53	184	23
0204 PLAINFIELD PCT 003	39	160	11
0205 PLAINFIELD PCT 004	48	118	23
0206 PLAINFIELD PCT 005	75	184	47
0207 PLAINFIELD PCT 006	84	246	38
0208 PLAINFIELD PCT 007	113	227	41
0209 PLAINFIELD PCT 008	71	234	31
0210 PLAINFIELD PCT 009	50	174	26
0211 PLAINFIELD PCT 010	30	159	21
0212 PLAINFIELD PCT 011	24	100	25
0213 PLAINFIELD PCT 012	100	210	45
0214 PLAINFIELD PCT 013	53	212	26
0215 PLAINFIELD PCT 014	44	193	27

	VOTES	PERCENT		VOTES	PERCENT
UNITED STATES SENATOR					
Vote for not more than 1					
01 = Andrea Zopp	17,272	19.95			
02 = Tammy Duckworth	59,362	68.57	03 = Napoleon Harris	9,934	11.48

(CONTINUED FROM PREVIOUS PAGE)

	01	02	03
0216 PLAINFIELD PCT 015	42	198	14
0217 PLAINFIELD PCT 016	43	206	15
0218 PLAINFIELD PCT 017	78	207	40
0219 PLAINFIELD PCT 018	65	225	43
0220 PLAINFIELD PCT 019	73	184	34
0221 PLAINFIELD PCT 020	43	249	43
0222 PLAINFIELD PCT 021	26	163	17
0223 PLAINFIELD PCT 022	60	233	35
0224 PLAINFIELD PCT 023	41	183	35
0225 PLAINFIELD PCT 024	26	180	20
0226 PLAINFIELD PCT 025	59	211	31
0227 PLAINFIELD PCT 026	65	181	71
0228 PLAINFIELD PCT 027	90	236	51
0229 PLAINFIELD PCT 028	59	171	32
0230 PLAINFIELD PCT 029	42	176	20
0231 PLAINFIELD PCT 030	52	182	28
0232 PLAINFIELD PCT 031	55	183	30
0233 PLAINFIELD PCT 032	60	193	23
0234 PLAINFIELD PCT 033	51	210	27
0235 PLAINFIELD PCT 034	44	162	31
0236 PLAINFIELD PCT 035	58	198	32
0237 REED PCT 001	43	148	18
0238 REED PCT 002	28	160	19
0239 REED PCT 003	33	152	10
0240 TROY PCT 001	85	271	44
0241 TROY PCT 002	78	249	45
0242 TROY PCT 003	30	164	18
0243 TROY PCT 004	44	179	43
0244 TROY PCT 005	25	176	25
0245 TROY PCT 006	28	148	25
0246 TROY PCT 007	46	233	35
0247 TROY PCT 008	69	285	28
0248 TROY PCT 009	54	196	32
0249 TROY PCT 010	41	176	28
0250 TROY PCT 011	55	190	24
0251 TROY PCT 012	55	237	29
0252 TROY PCT 013	57	294	19
0253 TROY PCT 014	43	160	25
0254 TROY PCT 015	44	200	29
0255 TROY PCT 016	61	267	36
0256 TROY PCT 017	50	196	23
0257 TROY PCT 018	69	224	44
0258 TROY PCT 019	74	220	61
0259 TROY PCT 020	42	227	37
0260 TROY PCT 021	42	153	32
0261 TROY PCT 022	12	94	9
0262 WASHINGTON PCT 001	36	144	15
0263 WASHINGTON PCT 002	36	162	26
0264 WASHINGTON PCT 003	19	109	15
0265 WESLEY PCT 001	22	145	25
0266 WHEATLAND PCT 001	373	1174	165
0267 WHEATLAND PCT 002	39	222	9
0268 WHEATLAND PCT 003	61	160	23
0269 WHEATLAND PCT 004	104	242	60

	VOTES	PERCENT		VOTES	PERCENT
UNITED STATES SENATOR					
Vote for not more than 1					
01 = Andrea Zopp	17,272	19.95			
02 = Tammy Duckworth	59,362	68.57	03 = Napoleon Harris	9,934	11.48

(CONTINUED FROM PREVIOUS PAGE)

	01	02	03
0270 WHEATLAND PCT 005	52	173	20
0271 WHEATLAND PCT 006	44	187	32
0272 WHEATLAND PCT 007	48	180	14
0273 WHEATLAND PCT 008	41	191	23
0274 WHEATLAND PCT 009	57	249	28
0275 WHEATLAND PCT 010	41	190	19
0276 WHEATLAND PCT 011	70	150	34
0277 WHEATLAND PCT 012	53	168	31
0278 WHEATLAND PCT 013	40	163	14
0279 WHEATLAND PCT 014	36	173	18
0280 WHEATLAND PCT 015	42	182	27
0281 WHEATLAND PCT 016	50	176	24
0282 WHEATLAND PCT 017	75	196	24
0283 WHEATLAND PCT 018	51	174	16
0284 WHEATLAND PCT 019	87	236	41
0285 WHEATLAND PCT 020	39	115	15
0286 WHEATLAND PCT 021	52	138	26
0287 WHEATLAND PCT 022	71	256	51
0288 WHEATLAND PCT 023	69	228	31
0289 WHEATLAND PCT 024	34	127	11
0290 WHEATLAND PCT 025	49	209	35
0291 WHEATLAND PCT 026	66	159	24
0292 WHEATLAND PCT 027	125	231	52
0293 WHEATLAND PCT 028	51	214	28
0294 WHEATLAND PCT 029	62	232	19
0295 WHEATLAND PCT 030	50	190	22
0296 WILL PCT 001	28	101	14
0297 WILMINGTON PCT 001	31	166	15
0298 WILMINGTON PCT 002	25	132	16
0299 WILMINGTON PCT 003	24	157	16
0300 WILTON PCT 001	9	63	6



**Nancy Schultz Voots**

W I L L C O U N T Y C L E R K



**Democratic Party**

**STATE OF  
ILLINOIS  
SUMMARY**

**COMPTROLLER  
(To Fill Vacancy)**

VOTES PERCENT

COMPTROLLER

Vote for not more than 1  
01 = Susana Mendoza

78,253 100.00

-----  
01  
-----

0001 CHANNAHON PCT 001	180
0002 CHANNAHON PCT 002	226
0003 CHANNAHON PCT 003	213
0004 CHANNAHON PCT 004	209
0005 CHANNAHON PCT 005	202
0006 CRETE PCT 001	396
0007 CRETE PCT 002	299
0008 CRETE PCT 003	230
0009 CRETE PCT 004	336
0010 CRETE PCT 005	373
0011 CRETE PCT 006	275
0012 CRETE PCT 007	388
0013 CRETE PCT 008	316
0014 CRETE PCT 009	222
0015 CRETE PCT 010	163
0016 CRETE PCT 011	124
0017 CRETE PCT 012	206
0018 CUSTER PCT 001	119
0019 DU PAGE PCT 001	295
0020 DU PAGE PCT 002	194
0021 DU PAGE PCT 003	213
0022 DU PAGE PCT 004	220
0023 DU PAGE PCT 005	290
0024 DU PAGE PCT 006	298
0025 DU PAGE PCT 007	193
0026 DU PAGE PCT 008	368
0027 DU PAGE PCT 009	229
0028 DU PAGE PCT 010	401
0029 DU PAGE PCT 011	261
0030 DU PAGE PCT 012	359
0031 DU PAGE PCT 013	367
0032 DU PAGE PCT 014	299
0033 DU PAGE PCT 015	349
0034 DU PAGE PCT 016	403
0035 DU PAGE PCT 017	419
0036 DU PAGE PCT 018	324
0037 DU PAGE PCT 019	285
0038 DU PAGE PCT 020	336
0039 DU PAGE PCT 021	384
0040 DU PAGE PCT 022	345
0041 DU PAGE PCT 023	451
0042 DU PAGE PCT 024	282
0043 DU PAGE PCT 025	354
0044 DU PAGE PCT 026	316
0045 DU PAGE PCT 027	442
0046 DU PAGE PCT 028	383
0047 DU PAGE PCT 029	361
0048 DU PAGE PCT 030	359
0049 DU PAGE PCT 031	175
0050 DU PAGE PCT 032	324
0051 DU PAGE PCT 033	287
0052 DU PAGE PCT 034	187
0053 DU PAGE PCT 035	229
0054 DU PAGE PCT 036	317

**City of Aurora results have been  
added to WHEATLAND PCT 001**

**For City of Aurora's precinct  
breakdown – refer to that  
section of this book**

VOTES PERCENT

COMPTROLLER

Vote for not more than 1

01 = Susana Mendoza

78,253 100.00

(CONTINUED FROM PREVIOUS PAGE)

	-----	01
	-----	
0055 DU PAGE PCT 037		250
0056 FLORENCE PCT 001		70
0057 FRANKFORT PCT 001		262
0058 FRANKFORT PCT 002		185
0059 FRANKFORT PCT 003		258
0060 FRANKFORT PCT 004		175
0061 FRANKFORT PCT 005		272
0062 FRANKFORT PCT 006		218
0063 FRANKFORT PCT 007		199
0064 FRANKFORT PCT 008		234
0065 FRANKFORT PCT 009		231
0066 FRANKFORT PCT 010		305
0067 FRANKFORT PCT 011		210
0068 FRANKFORT PCT 012		231
0069 FRANKFORT PCT 013		183
0070 FRANKFORT PCT 014		271
0071 FRANKFORT PCT 015		248
0072 FRANKFORT PCT 016		237
0073 FRANKFORT PCT 017		199
0074 FRANKFORT PCT 018		173
0075 FRANKFORT PCT 019		270
0076 FRANKFORT PCT 020		253
0077 FRANKFORT PCT 021		213
0078 FRANKFORT PCT 022		194
0079 FRANKFORT PCT 023		157
0080 FRANKFORT PCT 024		309
0081 FRANKFORT PCT 025		190
0082 FRANKFORT PCT 026		169
0083 FRANKFORT PCT 027		152
0084 FRANKFORT PCT 028		259
0085 GREEN GARDEN PCT 001		141
0086 GREEN GARDEN PCT 002		173
0087 HOMER PCT 001		168
0088 HOMER PCT 002		202
0089 HOMER PCT 003		194
0090 HOMER PCT 004		185
0091 HOMER PCT 005		150
0092 HOMER PCT 006		182
0093 HOMER PCT 007		199
0094 HOMER PCT 008		195
0095 HOMER PCT 009		188
0096 HOMER PCT 010		216
0097 HOMER PCT 011		203
0098 HOMER PCT 012		165
0099 HOMER PCT 013		147
0100 HOMER PCT 014		260
0101 HOMER PCT 015		285
0102 HOMER PCT 016		156
0103 HOMER PCT 017		168
0104 HOMER PCT 018		248
0105 JACKSON PCT 001		214
0106 JACKSON PCT 002		235
0107 JOLIET PCT 001		410
0108 JOLIET PCT 002		237
0109 JOLIET PCT 003		203



VOTES PERCENT

COMPTRROLLER

Vote for not more than 1

01 = Susana Mendoza

78,253 100.00

(CONTINUED FROM PREVIOUS PAGE)

	01
0110 JOLIET PCT 004	278
0111 JOLIET PCT 005	300
0112 JOLIET PCT 006	360
0113 JOLIET PCT 007	334
0114 JOLIET PCT 008	272
0115 JOLIET PCT 009	285
0116 JOLIET PCT 010	257
0117 JOLIET PCT 011	301
0118 JOLIET PCT 012	313
0119 JOLIET PCT 013	378
0120 JOLIET PCT 014	381
0121 JOLIET PCT 015	284
0122 JOLIET PCT 016	428
0123 JOLIET PCT 017	281
0124 JOLIET PCT 018	272
0125 JOLIET PCT 019	274
0126 JOLIET PCT 020	305
0127 JOLIET PCT 021	322
0128 JOLIET PCT 022	329
0129 JOLIET PCT 023	332
0130 JOLIET PCT 024	275
0131 JOLIET PCT 025	238
0132 JOLIET PCT 026	199
0133 JOLIET PCT 027	173
0134 JOLIET PCT 028	322
0135 JOLIET PCT 029	330
0136 JOLIET PCT 030	268
0137 JOLIET PCT 031	254
0138 JOLIET PCT 032	344
0139 JOLIET PCT 033	213
0140 JOLIET PCT 034	364
0141 JOLIET PCT 035	391
0142 JOLIET PCT 036	314
0143 JOLIET PCT 037	316
0144 LOCKPORT PCT 001	328
0145 LOCKPORT PCT 002	366
0146 LOCKPORT PCT 003	360
0147 LOCKPORT PCT 004	243
0148 LOCKPORT PCT 005	218
0149 LOCKPORT PCT 006	413
0150 LOCKPORT PCT 007	446
0151 LOCKPORT PCT 008	374
0152 LOCKPORT PCT 009	370
0153 LOCKPORT PCT 010	226
0154 LOCKPORT PCT 011	243
0155 LOCKPORT PCT 012	176
0156 LOCKPORT PCT 013	399
0157 LOCKPORT PCT 014	210
0158 LOCKPORT PCT 015	285
0159 LOCKPORT PCT 016	283
0160 LOCKPORT PCT 017	263
0161 LOCKPORT PCT 018	307
0162 LOCKPORT PCT 019	249
0163 LOCKPORT PCT 020	233
0164 LOCKPORT PCT 021	259

VOTES PERCENT

COMPTROLLER

Vote for not more than 1

01 = Susana Mendoza

78,253 100.00

(CONTINUED FROM PREVIOUS PAGE)

-----  
01  
-----

0165 LOCKPORT PCT 022	242
0166 LOCKPORT PCT 023	210
0167 LOCKPORT PCT 024	303
0168 MANHATTAN PCT 001	202
0169 MANHATTAN PCT 002	222
0170 MANHATTAN PCT 003	216
0171 MANHATTAN PCT 004	200
0172 MONEE PCT 001	320
0173 MONEE PCT 002	453
0174 MONEE PCT 003	259
0175 MONEE PCT 004	287
0176 MONEE PCT 005	429
0177 MONEE PCT 006	309
0178 MONEE PCT 007	490
0179 MONEE PCT 008	214
0180 NEW LENOX PCT 001	191
0181 NEW LENOX PCT 002	195
0182 NEW LENOX PCT 003	157
0183 NEW LENOX PCT 004	155
0184 NEW LENOX PCT 005	178
0185 NEW LENOX PCT 006	165
0186 NEW LENOX PCT 007	193
0187 NEW LENOX PCT 008	175
0188 NEW LENOX PCT 009	237
0189 NEW LENOX PCT 010	192
0190 NEW LENOX PCT 011	206
0191 NEW LENOX PCT 012	214
0192 NEW LENOX PCT 013	226
0193 NEW LENOX PCT 014	284
0194 NEW LENOX PCT 015	190
0195 NEW LENOX PCT 016	224
0196 NEW LENOX PCT 017	196
0197 NEW LENOX PCT 018	179
0198 NEW LENOX PCT 019	232
0199 NEW LENOX PCT 020	215
0200 PEOTONE PCT 001	201
0201 PEOTONE PCT 002	179
0202 PLAINFIELD PCT 001	246
0203 PLAINFIELD PCT 002	243
0204 PLAINFIELD PCT 003	182
0205 PLAINFIELD PCT 004	175
0206 PLAINFIELD PCT 005	285
0207 PLAINFIELD PCT 006	339
0208 PLAINFIELD PCT 007	359
0209 PLAINFIELD PCT 008	312
0210 PLAINFIELD PCT 009	221
0211 PLAINFIELD PCT 010	195
0212 PLAINFIELD PCT 011	141
0213 PLAINFIELD PCT 012	328
0214 PLAINFIELD PCT 013	276
0215 PLAINFIELD PCT 014	238
0216 PLAINFIELD PCT 015	234
0217 PLAINFIELD PCT 016	232
0218 PLAINFIELD PCT 017	305
0219 PLAINFIELD PCT 018	312

VOTES PERCENT

COMPTRROLLER

Vote for not more than 1  
01 = Susana Mendoza

78,253 100.00

(CONTINUED FROM PREVIOUS PAGE) 01

0220 PLAINFIELD PCT 019	257
0221 PLAINFIELD PCT 020	319
0222 PLAINFIELD PCT 021	188
0223 PLAINFIELD PCT 022	304
0224 PLAINFIELD PCT 023	241
0225 PLAINFIELD PCT 024	216
0226 PLAINFIELD PCT 025	277
0227 PLAINFIELD PCT 026	301
0228 PLAINFIELD PCT 027	356
0229 PLAINFIELD PCT 028	246
0230 PLAINFIELD PCT 029	226
0231 PLAINFIELD PCT 030	255
0232 PLAINFIELD PCT 031	244
0233 PLAINFIELD PCT 032	258
0234 PLAINFIELD PCT 033	267
0235 PLAINFIELD PCT 034	225
0236 PLAINFIELD PCT 035	281
0237 REED PCT 001	188
0238 REED PCT 002	184
0239 REED PCT 003	182
0240 TROY PCT 001	376
0241 TROY PCT 002	355
0242 TROY PCT 003	186
0243 TROY PCT 004	248
0244 TROY PCT 005	208
0245 TROY PCT 006	184
0246 TROY PCT 007	293
0247 TROY PCT 008	358
0248 TROY PCT 009	251
0249 TROY PCT 010	220
0250 TROY PCT 011	246
0251 TROY PCT 012	292
0252 TROY PCT 013	316
0253 TROY PCT 014	206
0254 TROY PCT 015	235
0255 TROY PCT 016	320
0256 TROY PCT 017	245
0257 TROY PCT 018	309
0258 TROY PCT 019	322
0259 TROY PCT 020	286
0260 TROY PCT 021	205
0261 TROY PCT 022	106
0262 WASHINGTON PCT 001	168
0263 WASHINGTON PCT 002	201
0264 WASHINGTON PCT 003	121
0265 WESLEY PCT 001	179
0266 WHEATLAND PCT 001	1517
0267 WHEATLAND PCT 002	240
0268 WHEATLAND PCT 003	211
0269 WHEATLAND PCT 004	376
0270 WHEATLAND PCT 005	216
0271 WHEATLAND PCT 006	246
0272 WHEATLAND PCT 007	214
0273 WHEATLAND PCT 008	209
0274 WHEATLAND PCT 009	296

VOTES PERCENT

COMPTROLLER

Vote for not more than 1  
 01 = Susana Mendoza

78,253 100.00

(CONTINUED FROM PREVIOUS PAGE) 01

0275 WHEATLAND PCT 010	218
0276 WHEATLAND PCT 011	240
0277 WHEATLAND PCT 012	234
0278 WHEATLAND PCT 013	199
0279 WHEATLAND PCT 014	184
0280 WHEATLAND PCT 015	191
0281 WHEATLAND PCT 016	225
0282 WHEATLAND PCT 017	263
0283 WHEATLAND PCT 018	218
0284 WHEATLAND PCT 019	337
0285 WHEATLAND PCT 020	153
0286 WHEATLAND PCT 021	200
0287 WHEATLAND PCT 022	368
0288 WHEATLAND PCT 023	305
0289 WHEATLAND PCT 024	161
0290 WHEATLAND PCT 025	270
0291 WHEATLAND PCT 026	224
0292 WHEATLAND PCT 027	382
0293 WHEATLAND PCT 028	254
0294 WHEATLAND PCT 029	299
0295 WHEATLAND PCT 030	245
0296 WILL PCT 001	124
0297 WILMINGTON PCT 001	189
0298 WILMINGTON PCT 002	162
0299 WILMINGTON PCT 003	183
0300 WILTON PCT 001	71



**Nancy Schultz Voots**

W I L L C O U N T Y C L E R K



**Democratic Party**

# **CONGRESSIONAL SUMMARY**

**(1<sup>st</sup>, 2<sup>nd</sup>, 3<sup>rd</sup>, 11<sup>th</sup>, 14<sup>th</sup> & 16<sup>th</sup> DISTRICTS)**

**REPRESENTATIVE  
DELEGATES**

				VOTES	PERCENT			VOTES	PERCENT
REPRESENTATIVE IN CONGRESS 1ST CONGRESSIONAL DISTRICT									
Vote for not more than 1									
01 = Bobby L. Rush				4,853	46.62	03 = Howard B. Brookins, Jr.		1,895	18.20
02 = O. Patrick Brutus				3,557	34.17	04 = WRITE-IN		105	1.01

-----				
	01	02	03	04
-----				
0057 FRANKFORT PCT 001	120	107	46	2
0058 FRANKFORT PCT 002	77	77	35	1
0059 FRANKFORT PCT 003	147	83	46	1
0060 FRANKFORT PCT 004	73	70	40	2
0061 FRANKFORT PCT 005	129	125	44	7
0062 FRANKFORT PCT 006	102	79	40	4
0063 FRANKFORT PCT 007	103	69	34	4
0064 FRANKFORT PCT 008	130	82	29	2
0065 FRANKFORT PCT 009	134	67	37	4
0066 FRANKFORT PCT 010	143	94	68	3
0067 FRANKFORT PCT 011	117	61	43	1
0068 FRANKFORT PCT 012	105	82	38	4
0069 FRANKFORT PCT 013	84	74	34	1
0070 FRANKFORT PCT 014	132	99	41	1
0071 FRANKFORT PCT 015	125	89	38	3
0072 FRANKFORT PCT 016	116	89	47	0
0073 FRANKFORT PCT 017	75	82	49	2
0074 FRANKFORT PCT 018	87	57	38	6
0075 FRANKFORT PCT 019	144	90	41	1
0076 FRANKFORT PCT 020	133	90	41	0
0077 FRANKFORT PCT 021	82	86	55	6
0078 FRANKFORT PCT 022	99	64	47	1
0079 FRANKFORT PCT 023	77	54	39	1
0080 FRANKFORT PCT 024	201	65	69	3
0081 FRANKFORT PCT 025	80	77	49	2
0082 FRANKFORT PCT 026	95	43	47	3
0083 FRANKFORT PCT 027	87	47	26	0
0084 FRANKFORT PCT 028	148	75	51	1
0085 GREEN GARDEN PCT 001	65	61	24	1
0086 GREEN GARDEN PCT 002	80	68	34	3
0105 JACKSON PCT 001	62	58	34	1
0106 JACKSON PCT 002	88	92	45	4
0168 MANHATTAN PCT 001	100	72	35	1
0169 MANHATTAN PCT 002	102	82	32	0
0170 MANHATTAN PCT 003	100	82	36	5
0171 MANHATTAN PCT 004	86	73	45	2
0181 NEW LENOX PCT 002	26	29	13	0
0186 NEW LENOX PCT 007	104	58	36	2
0187 NEW LENOX PCT 008	77	70	41	2
0191 NEW LENOX PCT 012	93	72	44	4
0192 NEW LENOX PCT 013	107	80	37	2
0193 NEW LENOX PCT 014	130	115	48	3
0194 NEW LENOX PCT 015	93	79	31	1
0196 NEW LENOX PCT 017	91	77	35	1
0197 NEW LENOX PCT 018	91	56	27	3
0198 NEW LENOX PCT 019	115	74	48	3
0199 NEW LENOX PCT 020	98	82	38	1

Total Democratic Ballots Cast for  
1<sup>st</sup> Congressional District  
12,125

REPRESENTATIVE IN CONGRESS 2ND CONGRESSIONAL DISTRICT	VOTES PERCENT				VOTES PERCENT	
	01	02	03	04		
Vote for not more than 1						
01 = Marcus Lewis			1,121	14.45	03 = Dorian C. L. Myrickes	404 5.21
02 = Robin Kelly			5,608	72.29	04 = Charles Rayburn	625 8.06
	01	02	03	04		
0006 CRETE PCT 001	78	312	16	33		
0007 CRETE PCT 002	43	224	23	21		
0008 CRETE PCT 003	36	176	7	22		
0009 CRETE PCT 004	60	272	8	20		
0010 CRETE PCT 005	56	336	18	26		
0011 CRETE PCT 006	38	234	10	14		
0012 CRETE PCT 007	59	310	11	27		
0013 CRETE PCT 008	45	254	21	35		
0014 CRETE PCT 009	27	157	18	33		
0015 CRETE PCT 010	25	108	15	19		
0016 CRETE PCT 011	18	94	8	14		
0017 CRETE PCT 012	30	174	9	21		
0172 MONEE PCT 001	47	260	16	20		
0173 MONEE PCT 002	69	392	23	19		
0174 MONEE PCT 003	37	201	17	26		
0175 MONEE PCT 004	49	210	18	22		
0176 MONEE PCT 005	85	341	20	22		
0177 MONEE PCT 006	49	268	10	26		
0178 MONEE PCT 007	90	395	29	42		
0179 MONEE PCT 008	47	148	15	22		
0200 PEOTONE PCT 001	23	133	12	38		
0201 PEOTONE PCT 002	30	117	12	25		
0262 WASHINGTON PCT 001	11	129	20	18		
0263 WASHINGTON PCT 002	16	146	25	21		
0264 WASHINGTON PCT 003	19	93	9	6		
0296 WILL PCT 001	23	78	10	19		
0300 WILTON PCT 001	11	46	4	14		

Total Democratic Ballots Cast for  
 2<sup>nd</sup> Congressional District  
 8,495

VOTES PERCENT

REPRESENTATIVE IN CONGRESS 3RD CONGRESSIONAL DISTRICT

Vote for not more than 1

01 = Daniel William Lipinski 9,623 100.00

-----  
01  
-----

0050 DU PAGE PCT 032	82
0051 DU PAGE PCT 033	34
0053 DU PAGE PCT 035	228
0054 DU PAGE PCT 036	312
0055 DU PAGE PCT 037	245
0087 HOMER PCT 001	169
0088 HOMER PCT 002	206
0089 HOMER PCT 003	198
0090 HOMER PCT 004	188
0091 HOMER PCT 005	153
0092 HOMER PCT 006	187
0093 HOMER PCT 007	202
0094 HOMER PCT 008	200
0095 HOMER PCT 009	195
0096 HOMER PCT 010	222
0097 HOMER PCT 011	216
0098 HOMER PCT 012	171
0099 HOMER PCT 013	158
0100 HOMER PCT 014	255
0101 HOMER PCT 015	292
0102 HOMER PCT 016	158
0103 HOMER PCT 017	167
0104 HOMER PCT 018	247
0107 JOLIET PCT 001	370
0108 JOLIET PCT 002	238
0109 JOLIET PCT 003	203
0145 LOCKPORT PCT 002	360
0146 LOCKPORT PCT 003	359
0147 LOCKPORT PCT 004	241
0148 LOCKPORT PCT 005	221
0153 LOCKPORT PCT 010	230
0154 LOCKPORT PCT 011	242
0155 LOCKPORT PCT 012	239
0158 LOCKPORT PCT 015	285
0159 LOCKPORT PCT 016	287
0160 LOCKPORT PCT 017	271
0161 LOCKPORT PCT 018	322
0162 LOCKPORT PCT 019	245
0163 LOCKPORT PCT 020	2
0164 LOCKPORT PCT 021	261
0165 LOCKPORT PCT 022	240
0166 LOCKPORT PCT 023	206
0167 LOCKPORT PCT 024	316

Total Democratic Ballots Cast for  
3<sup>rd</sup> Congressional District  
11,053



REPRESENTATIVE IN CONGRESS 11TH CONGRESSIONAL DISTRICT  
 VOTES PERCENT  
 Vote for not more than 1  
 01 = Bill Foster 39,853 100.00

	-----	
	01	
	-----	
0019 DU PAGE PCT 001	305	
0020 DU PAGE PCT 002	208	
0021 DU PAGE PCT 003	221	
0022 DU PAGE PCT 004	233	
0023 DU PAGE PCT 005	288	
0024 DU PAGE PCT 006	305	
0025 DU PAGE PCT 007	207	
0026 DU PAGE PCT 008	378	
0027 DU PAGE PCT 009	230	
0028 DU PAGE PCT 010	408	
0029 DU PAGE PCT 011	323	
0030 DU PAGE PCT 012	358	
0031 DU PAGE PCT 013	358	
0032 DU PAGE PCT 014	302	
0033 DU PAGE PCT 015	348	
0034 DU PAGE PCT 016	410	
0035 DU PAGE PCT 017	426	
0036 DU PAGE PCT 018	329	
0037 DU PAGE PCT 019	363	
0038 DU PAGE PCT 020	330	
0039 DU PAGE PCT 021	371	
0040 DU PAGE PCT 022	347	
0041 DU PAGE PCT 023	447	
0042 DU PAGE PCT 024	288	
0043 DU PAGE PCT 025	358	
0044 DU PAGE PCT 026	311	
0045 DU PAGE PCT 027	447	
0046 DU PAGE PCT 028	382	
0047 DU PAGE PCT 029	356	
0048 DU PAGE PCT 030	364	
0049 DU PAGE PCT 031	175	
0050 DU PAGE PCT 032	243	
0051 DU PAGE PCT 033	262	
0052 DU PAGE PCT 034	195	
0054 DU PAGE PCT 036	2	
0105 JACKSON PCT 001	64	
0107 JOLIET PCT 001	35	
0108 JOLIET PCT 002	0	
0110 JOLIET PCT 004	286	
0111 JOLIET PCT 005	315	
0112 JOLIET PCT 006	362	
0113 JOLIET PCT 007	347	
0114 JOLIET PCT 008	275	
0115 JOLIET PCT 009	293	
0116 JOLIET PCT 010	259	
0117 JOLIET PCT 011	306	
0118 JOLIET PCT 012	309	
0119 JOLIET PCT 013	372	
0120 JOLIET PCT 014	373	
0121 JOLIET PCT 015	279	
0122 JOLIET PCT 016	439	
0123 JOLIET PCT 017	298	
0124 JOLIET PCT 018	284	
0125 JOLIET PCT 019	281	
0126 JOLIET PCT 020	312	

Total Democratic Ballots Cast for  
 11<sup>th</sup> Congressional District  
 44,873

REPRESENTATIVE IN CONGRESS 11TH CONGRESSIONAL DISTRICT  
 VOTES PERCENT  
 Vote for not more than 1  
 01 = Bill Foster 39,853 100.00

(CONTINUED FROM PREVIOUS PAGE) 01

0127 JOLIET PCT 021	323
0128 JOLIET PCT 022	342
0129 JOLIET PCT 023	336
0130 JOLIET PCT 024	280
0131 JOLIET PCT 025	242
0132 JOLIET PCT 026	271
0133 JOLIET PCT 027	173
0134 JOLIET PCT 028	330
0135 JOLIET PCT 029	334
0136 JOLIET PCT 030	264
0137 JOLIET PCT 031	257
0138 JOLIET PCT 032	350
0139 JOLIET PCT 033	215
0140 JOLIET PCT 034	375
0141 JOLIET PCT 035	396
0142 JOLIET PCT 036	322
0143 JOLIET PCT 037	329
0144 LOCKPORT PCT 001	333
0149 LOCKPORT PCT 006	415
0150 LOCKPORT PCT 007	442
0151 LOCKPORT PCT 008	412
0152 LOCKPORT PCT 009	379
0156 LOCKPORT PCT 013	402
0157 LOCKPORT PCT 014	230
0163 LOCKPORT PCT 020	232
0180 NEW LENOX PCT 001	196
0181 NEW LENOX PCT 002	130
0182 NEW LENOX PCT 003	164
0183 NEW LENOX PCT 004	155
0184 NEW LENOX PCT 005	190
0185 NEW LENOX PCT 006	165
0188 NEW LENOX PCT 009	239
0189 NEW LENOX PCT 010	195
0190 NEW LENOX PCT 011	212
0195 NEW LENOX PCT 016	227
0197 NEW LENOX PCT 018	8
0205 PLAINFIELD PCT 004	177
0206 PLAINFIELD PCT 005	281
0207 PLAINFIELD PCT 006	337
0208 PLAINFIELD PCT 007	344
0211 PLAINFIELD PCT 010	95
0212 PLAINFIELD PCT 011	141
0213 PLAINFIELD PCT 012	331
0214 PLAINFIELD PCT 013	224
0215 PLAINFIELD PCT 014	245
0216 PLAINFIELD PCT 015	232
0217 PLAINFIELD PCT 016	239
0218 PLAINFIELD PCT 017	296
0219 PLAINFIELD PCT 018	319
0220 PLAINFIELD PCT 019	263
0221 PLAINFIELD PCT 020	324
0222 PLAINFIELD PCT 021	187
0223 PLAINFIELD PCT 022	310
0224 PLAINFIELD PCT 023	244
0225 PLAINFIELD PCT 024	214

VOTES PERCENT

REPRESENTATIVE IN CONGRESS 11TH CONGRESSIONAL DISTRICT

Vote for not more than 1

01 = Bill Foster 39,853 100.00

(CONTINUED FROM PREVIOUS PAGE) 01

0226 PLAINFIELD PCT 025	276
0227 PLAINFIELD PCT 026	299
0228 PLAINFIELD PCT 027	357
0229 PLAINFIELD PCT 028	251
0230 PLAINFIELD PCT 029	226
0231 PLAINFIELD PCT 030	255
0232 PLAINFIELD PCT 031	250
0233 PLAINFIELD PCT 032	254
0234 PLAINFIELD PCT 033	263
0235 PLAINFIELD PCT 034	227
0236 PLAINFIELD PCT 035	280
0240 TROY PCT 001	374
0241 TROY PCT 002	354
0242 TROY PCT 003	193
0243 TROY PCT 004	252
0244 TROY PCT 005	218
0245 TROY PCT 006	186
0246 TROY PCT 007	297
0247 TROY PCT 008	371
0248 TROY PCT 009	257
0249 TROY PCT 010	225
0250 TROY PCT 011	256
0251 TROY PCT 012	296
0252 TROY PCT 013	14
0253 TROY PCT 014	44
0254 TROY PCT 015	163
0255 TROY PCT 016	336
0256 TROY PCT 017	54
0257 TROY PCT 018	310
0258 TROY PCT 019	328
0269 WHEATLAND PCT 004	380
0270 WHEATLAND PCT 005	222
0284 WHEATLAND PCT 019	331
0287 WHEATLAND PCT 022	368
0291 WHEATLAND PCT 026	2
0292 WHEATLAND PCT 027	49

	VOTES			PERCENT	VOTES		PERCENT
REPRESENTATIVE IN CONGRESS 14TH CONGRESSIONAL DISTRICT							
Vote for not more than 1							
01 = Jim Walz			4,303	43.94			
02 = John J. Hosta			3,329	34.00	03 = Jesse Maggitt	2,160	22.06
	01	02	03				
0202 PLAINFIELD PCT 001	114	78	44				
0203 PLAINFIELD PCT 002	101	67	60				
0204 PLAINFIELD PCT 003	82	58	36				
0209 PLAINFIELD PCT 008	133	111	57				
0210 PLAINFIELD PCT 009	95	83	34				
0211 PLAINFIELD PCT 010	44	31	19				
0214 PLAINFIELD PCT 013	21	13	13				
0252 TROY PCT 013	130	116	57				
0253 TROY PCT 014	79	56	25				
0254 TROY PCT 015	31	31	16				
0256 TROY PCT 017	83	69	32				
0259 TROY PCT 020	122	79	70				
0260 TROY PCT 021	100	69	33				
0261 TROY PCT 022	54	35	14				
0266 WHEATLAND PCT 001	592	546	393				
0267 WHEATLAND PCT 002	107	73	42				
0268 WHEATLAND PCT 003	99	67	42				
0271 WHEATLAND PCT 006	120	71	41				
0272 WHEATLAND PCT 007	112	61	41				
0273 WHEATLAND PCT 008	98	69	47				
0274 WHEATLAND PCT 009	138	95	51				
0275 WHEATLAND PCT 010	95	74	47				
0276 WHEATLAND PCT 011	84	75	65				
0277 WHEATLAND PCT 012	94	74	57				
0278 WHEATLAND PCT 013	86	69	35				
0279 WHEATLAND PCT 014	93	69	32				
0280 WHEATLAND PCT 015	104	83	36				
0281 WHEATLAND PCT 016	91	83	41				
0282 WHEATLAND PCT 017	129	65	57				
0283 WHEATLAND PCT 018	100	64	42				
0285 WHEATLAND PCT 020	61	40	38				
0286 WHEATLAND PCT 021	91	54	44				
0287 WHEATLAND PCT 022	0	1	0				
0288 WHEATLAND PCT 023	120	81	95				
0289 WHEATLAND PCT 024	60	60	38				
0290 WHEATLAND PCT 025	99	85	69				
0291 WHEATLAND PCT 026	97	79	38				
0292 WHEATLAND PCT 027	119	109	97				
0293 WHEATLAND PCT 028	99	90	61				
0294 WHEATLAND PCT 029	123	109	49				
0295 WHEATLAND PCT 030	103	87	52				

Total Democratic Ballots Cast for  
14<sup>th</sup> Congressional District  
10,589

**City of Aurora results have been  
added to WHEATLAND PCT 001**

**For City of Aurora's precinct  
breakdown – refer to that  
section of this book**

VOTES PERCENT

REPRESENTATIVE IN CONGRESS 16TH CONGRESSIONAL DISTRICT

Vote for not more than 1

01 = No Candidate Filed

0

-----  
01  
-----

0001 CHANNAHON PCT 001	0
0002 CHANNAHON PCT 002	0
0003 CHANNAHON PCT 003	0
0004 CHANNAHON PCT 004	0
0005 CHANNAHON PCT 005	0
0018 CUSTER PCT 001	0
0056 FLORENCE PCT 001	0
0237 REED PCT 001	0
0238 REED PCT 002	0
0239 REED PCT 003	0
0265 WESLEY PCT 001	0
0297 WILMINGTON PCT 001	0
0298 WILMINGTON PCT 002	0
0299 WILMINGTON PCT 003	0

**Total Democratic Ballots Cast for  
16<sup>th</sup> Congressional District  
2,910**



		VOTES	PERCENT			VOTES	PERCENT
DELEGATE - NATIONAL NOMINATING CONV							
1ST CONGRESSIONAL DISTRICT							
Vote for not more than 9							
01 = Jacqueline Collins		4,226	5.30	09 = Carolyn Rush		3,645	4.57
02 = David Moore		3,911	4.91	10 = Rochelle Y. O'Neal		356	.45
03 = Barbara Flynn Currie		4,039	5.07	11 = Hedy Gist-Ellison		215	.27
04 = Kwame Raoul		3,650	4.58	12 = Joseph Wheeler		324	.41
05 = Mary E. Flowers		3,967	4.98	13 = Tyler Kissinger		3,912	4.91
06 = Roderick T. Sawyer		3,580	4.49	14 = Adriana Sanchez		4,860	6.10
07 = Toni Preckwinkle		4,194	5.26	15 = William K. Crosby		4,543	5.70
08 = Kurt Summers		3,644	4.57	16 = Brendan Houlihan		4,763	5.97

		01	02	03	04	05	06	07	08	09	10	11	12	13	14	15	16
0057 FRANKFORT PCT 001		95	77	90	78	86	77	92	79	84	9	10	8	117	144	132	141
0058 FRANKFORT PCT 002		95	81	78	75	83	69	86	71	76	9	6	9	57	79	71	80
0059 FRANKFORT PCT 003		119	105	113	102	108	102	110	101	97	14	3	4	88	112	104	120
0060 FRANKFORT PCT 004		66	66	66	50	64	51	64	59	55	8	5	6	70	92	91	93
0061 FRANKFORT PCT 005		121	112	115	104	114	101	120	103	111	11	2	8	118	154	139	147
0062 FRANKFORT PCT 006		60	58	59	55	60	50	65	54	51	9	5	6	106	154	132	137
0063 FRANKFORT PCT 007		85	71	79	70	78	70	89	69	73	3	6	2	82	90	91	89
0064 FRANKFORT PCT 008		101	95	96	88	89	84	93	85	85	10	5	10	88	103	100	116
0065 FRANKFORT PCT 009		104	93	99	83	96	80	97	88	85	8	2	8	91	100	100	105
0066 FRANKFORT PCT 010		158	149	151	140	147	140	151	138	133	13	2	10	86	117	102	111
0067 FRANKFORT PCT 011		124	116	119	112	121	110	121	111	110	5	1	4	51	70	64	62
0068 FRANKFORT PCT 012		103	95	104	84	99	91	96	90	88	6	4	5	87	111	92	104
0069 FRANKFORT PCT 013		78	67	70	63	71	59	72	61	64	4	1	4	72	90	81	84
0070 FRANKFORT PCT 014		98	91	96	83	96	79	101	84	87	6	3	6	107	117	117	128
0071 FRANKFORT PCT 015		96	87	86	72	78	71	82	76	76	9	3	11	98	122	111	123
0072 FRANKFORT PCT 016		101	99	100	90	95	90	105	91	97	14	9	9	84	99	96	93
0073 FRANKFORT PCT 017		105	99	101	94	100	96	104	102	94	10	2	3	75	90	82	88
0074 FRANKFORT PCT 018		88	78	83	70	78	71	84	73	67	8	4	9	83	106	95	106
0075 FRANKFORT PCT 019		93	91	90	80	92	75	107	77	79	14	7	12	103	131	116	120
0076 FRANKFORT PCT 020		91	80	93	72	85	66	84	71	71	7	10	7	116	135	124	127
0077 FRANKFORT PCT 021		92	87	92	77	88	81	93	80	85	7	8	8	76	102	86	83
0078 FRANKFORT PCT 022		99	90	93	86	94	82	97	81	89	9	9	6	61	92	80	81
0079 FRANKFORT PCT 023		90	87	81	83	89	83	96	85	80	7	3	5	54	72	64	64
0080 FRANKFORT PCT 024		160	147	158	154	155	144	169	143	147	8	5	9	96	138	125	125
0081 FRANKFORT PCT 025		93	87	89	85	89	76	92	83	81	13	7	11	58	91	80	80
0082 FRANKFORT PCT 026		97	94	86	84	91	83	101	83	85	5	3	5	49	79	66	65
0083 FRANKFORT PCT 027		74	69	68	67	63	62	77	63	65	2	4	0	58	69	68	68
0084 FRANKFORT PCT 028		124	113	113	111	113	109	133	105	106	8	2	4	71	103	91	94
0085 GREEN GARDEN PCT 001		64	60	63	56	60	55	66	54	56	8	5	7	47	60	60	62
0086 GREEN GARDEN PCT 002		72	66	73	65	70	65	81	61	62	9	3	6	66	75	80	89
0105 JACKSON PCT 001		66	63	63	59	62	60	66	60	57	5	4	6	63	67	67	70
0106 JACKSON PCT 002		86	72	78	69	85	70	80	72	63	7	6	8	110	110	111	115
0168 MANHATTAN PCT 001		69	66	68	64	64	61	65	60	63	3	3	4	91	106	106	108
0169 MANHATTAN PCT 002		88	81	79	75	81	73	85	71	79	9	3	5	98	118	108	111
0170 MANHATTAN PCT 003		68	66	69	67	65	67	74	67	62	12	7	11	93	126	115	123
0171 MANHATTAN PCT 004		70	58	64	57	66	56	64	59	59	3	2	7	81	98	99	104
0181 NEW LENOX PCT 002		24	23	25	24	26	24	26	22	22	3	1	4	34	36	34	33
0186 NEW LENOX PCT 007		78	77	79	72	79	72	85	70	73	5	2	4	80	107	101	105
0187 NEW LENOX PCT 008		78	76	76	65	73	64	74	70	61	9	4	12	79	97	98	101
0191 NEW LENOX PCT 012		57	50	51	47	53	46	57	49	49	8	7	7	108	130	115	119
0192 NEW LENOX PCT 013		85	78	83	72	81	72	83	74	69	4	8	8	100	128	111	116
0193 NEW LENOX PCT 014		99	96	97	90	89	84	104	89	90	9	7	8	133	148	151	157
0194 NEW LENOX PCT 015		100	91	93	87	95	87	102	87	89	6	3	4	67	73	83	84
0196 NEW LENOX PCT 017		69	64	66	55	63	59	59	58	59	5	4	5	95	108	103	110
0197 NEW LENOX PCT 018		68	65	64	57	63	57	60	56	53	3	4	7	72	86	85	93
0198 NEW LENOX PCT 019		95	93	97	83	92	83	96	84	89	5	5	9	97	117	103	116
0199 NEW LENOX PCT 020		80	82	83	74	78	73	86	75	69	7	6	13	96	108	113	113

DELEGATE - NATIONAL NOMINATING CONV  
 1ST CONGRESSIONAL DISTRICT

Vote for not more than 9

01 = Tim Gaffney

02 = Patricia Guinn

03 = Vernita Farmer

VOTES PERCENT

VOTES PERCENT

4,677 5.87  
 4,892 6.14  
 4,202 5.27

04 = Brenda J. Malone  
 05 = Theresa McCulley  
 06 = Kenzo Emiliano Esquivel

4,749 5.96  
 4,641 5.82  
 2,732 3.43

-----  
 01 02 03 04 05 06  
 -----

0057 FRANKFORT PCT 001	137	153	132	148	139	81
0058 FRANKFORT PCT 002	75	80	66	77	77	46
0059 FRANKFORT PCT 003	111	116	102	113	112	61
0060 FRANKFORT PCT 004	95	92	84	92	99	54
0061 FRANKFORT PCT 005	140	150	128	145	141	79
0062 FRANKFORT PCT 006	133	147	125	141	131	85
0063 FRANKFORT PCT 007	84	97	81	85	85	43
0064 FRANKFORT PCT 008	107	111	92	104	94	61
0065 FRANKFORT PCT 009	99	100	88	104	103	50
0066 FRANKFORT PCT 010	103	99	86	104	98	59
0067 FRANKFORT PCT 011	65	66	61	65	67	36
0068 FRANKFORT PCT 012	109	117	86	109	104	62
0069 FRANKFORT PCT 013	77	81	68	84	81	56
0070 FRANKFORT PCT 014	129	127	109	121	123	84
0071 FRANKFORT PCT 015	113	117	101	114	111	64
0072 FRANKFORT PCT 016	106	98	91	100	93	67
0073 FRANKFORT PCT 017	90	92	76	93	92	46
0074 FRANKFORT PCT 018	103	100	95	105	101	59
0075 FRANKFORT PCT 019	123	126	104	113	125	66
0076 FRANKFORT PCT 020	131	140	109	125	126	66
0077 FRANKFORT PCT 021	94	96	76	96	94	51
0078 FRANKFORT PCT 022	87	93	75	86	82	59
0079 FRANKFORT PCT 023	57	70	55	67	61	45
0080 FRANKFORT PCT 024	119	131	124	130	116	83
0081 FRANKFORT PCT 025	84	85	73	81	77	48
0082 FRANKFORT PCT 026	67	62	68	69	67	48
0083 FRANKFORT PCT 027	64	61	55	66	70	42
0084 FRANKFORT PCT 028	91	95	89	91	84	51
0085 GREEN GARDEN PCT 001	61	65	59	64	69	45
0086 GREEN GARDEN PCT 002	82	90	78	85	79	55
0105 JACKSON PCT 001	69	74	58	61	66	32
0106 JACKSON PCT 002	117	117	101	114	112	69
0168 MANHATTAN PCT 001	114	106	98	114	103	65
0169 MANHATTAN PCT 002	108	116	104	113	111	58
0170 MANHATTAN PCT 003	120	128	111	124	128	73
0171 MANHATTAN PCT 004	108	108	92	108	106	58
0181 NEW LENOX PCT 002	32	34	30	34	32	15
0186 NEW LENOX PCT 007	104	110	95	108	105	60
0187 NEW LENOX PCT 008	97	107	91	97	94	58
0191 NEW LENOX PCT 012	121	134	117	129	125	73
0192 NEW LENOX PCT 013	111	117	101	117	117	61
0193 NEW LENOX PCT 014	154	168	140	151	147	86
0194 NEW LENOX PCT 015	82	80	66	82	79	38
0196 NEW LENOX PCT 017	100	110	92	101	98	64
0197 NEW LENOX PCT 018	91	91	77	90	93	56
0198 NEW LENOX PCT 019	105	118	97	121	114	56
0199 NEW LENOX PCT 020	108	117	96	108	110	58

DELEGATE - NATIONAL NOMINATING CONV  
2ND CONGRESSIONAL DISTRICT

Vote for not more than 8

VOTES PERCENT

VOTES PERCENT

01 = Timothy "Tim" Bradford	3,388	7.38	09 = Michael Holmes	197	.43
02 = Lisa Dugan	3,933	8.57	10 = James Patton	230	.50
03 = Jaylin Davon McClinton	3,053	6.65	11 = Gregory Washington	194	.42
04 = Leslie Hairston	3,284	7.15	12 = Kenneth Franklin	2,167	4.72
05 = Al Riley	3,171	6.91	13 = Linda Jennings	2,661	5.80
06 = Toi W. Hutchinson	3,717	8.10	14 = Candidate Withdrew	0	
07 = Frank M. Zuccarelli	3,139	6.84	15 = Tanya Watkins	2,758	6.01
08 = Donna Miller	3,230	7.03	16 = John A. Willard	2,194	4.78

	01	02	03	04	05	06	07	08	09	10	11	12	13	14	15	16
0006 CRETE PCT 001	194	207	176	180	179	205	163	182	9	8	6	114	139	0	146	90
0007 CRETE PCT 002	127	132	114	119	113	127	123	113	6	9	6	93	115	0	123	100
0008 CRETE PCT 003	101	113	91	94	92	95	90	92	3	4	3	74	90	0	98	82
0009 CRETE PCT 004	169	190	161	174	162	187	175	171	7	6	5	106	121	0	118	99
0010 CRETE PCT 005	217	229	204	216	199	244	205	212	5	9	9	108	130	0	152	104
0011 CRETE PCT 006	157	182	144	152	151	168	156	159	12	14	7	68	79	0	86	72
0012 CRETE PCT 007	215	232	201	216	204	228	196	207	14	11	9	93	120	0	128	100
0013 CRETE PCT 008	140	168	129	144	133	156	139	143	8	5	10	109	135	0	138	115
0014 CRETE PCT 009	87	96	81	87	77	84	80	84	9	6	6	79	116	0	111	93
0015 CRETE PCT 010	73	91	70	71	66	70	77	75	2	6	1	52	80	0	70	59
0016 CRETE PCT 011	61	68	53	58	58	61	61	65	1	7	3	42	53	0	44	53
0017 CRETE PCT 012	105	118	96	104	96	114	102	106	5	9	7	66	92	0	96	73
0172 MONEE PCT 001	148	168	135	146	152	181	137	137	5	6	10	82	99	0	118	79
0173 MONEE PCT 002	233	270	213	230	238	271	212	220	11	15	15	123	125	0	152	105
0174 MONEE PCT 003	109	130	100	112	106	113	97	109	3	7	7	89	127	0	116	110
0175 MONEE PCT 004	149	173	128	140	133	156	138	131	6	9	4	59	90	0	86	76
0176 MONEE PCT 005	214	264	185	203	191	250	191	199	19	15	15	105	102	0	141	83
0177 MONEE PCT 006	153	175	133	147	149	189	137	140	10	10	14	85	102	0	117	70
0178 MONEE PCT 007	280	320	237	258	251	330	238	253	16	16	18	148	126	0	171	105
0179 MONEE PCT 008	92	115	77	87	79	103	83	89	9	11	7	76	86	0	76	71
0200 PEOTONE PCT 001	56	82	52	54	54	67	52	49	6	11	10	81	103	0	92	87
0201 PEOTONE PCT 002	60	88	51	54	52	64	48	58	3	9	6	69	87	0	72	69
0262 WASHINGTON PCT 001	76	91	66	70	69	75	71	67	12	13	5	53	81	0	59	63
0263 WASHINGTON PCT 002	74	90	71	77	72	76	72	73	4	5	4	83	101	0	104	90
0264 WASHINGTON PCT 003	30	51	26	24	33	34	29	29	3	1	2	45	64	0	61	55
0296 WILL PCT 001	37	47	31	35	33	37	38	34	5	6	3	45	65	0	53	61
0300 WILTON PCT 001	31	43	28	32	29	32	29	33	4	2	2	20	33	0	30	30



VOTES PERCENT

VOTES PERCENT

DELEGATE - NATIONAL NOMINATING CONV  
2ND CONGRESSIONAL DISTRICT

Vote for not more than 8

01 = Ndidi A. Okakpu

02 = Carl Camacho

2,135 4.65

2,050 4.46

03 = Laura M. Ortega

04 = Susan Sadlowski Garza

2,447 5.33

1,967 4.28

	01	02	03	04
0006 CRETE PCT 001	109	92	115	86
0007 CRETE PCT 002	88	94	104	92
0008 CRETE PCT 003	78	77	93	78
0009 CRETE PCT 004	91	93	118	83
0010 CRETE PCT 005	119	96	122	91
0011 CRETE PCT 006	70	59	78	65
0012 CRETE PCT 007	103	96	101	69
0013 CRETE PCT 008	100	90	127	99
0014 CRETE PCT 009	96	96	107	93
0015 CRETE PCT 010	55	58	73	58
0016 CRETE PCT 011	42	50	51	50
0017 CRETE PCT 012	76	71	83	77
0172 MONEE PCT 001	86	80	85	73
0173 MONEE PCT 002	106	99	122	83
0174 MONEE PCT 003	105	101	116	88
0175 MONEE PCT 004	72	84	96	75
0176 MONEE PCT 005	77	58	82	61
0177 MONEE PCT 006	80	70	87	67
0178 MONEE PCT 007	111	95	120	86
0179 MONEE PCT 008	63	62	87	70
0200 PEOTONE PCT 001	85	83	96	78
0201 PEOTONE PCT 002	54	64	69	69
0262 WASHINGTON PCT 001	58	64	66	65
0263 WASHINGTON PCT 002	84	87	100	93
0264 WASHINGTON PCT 003	52	54	64	53
0296 WILL PCT 001	50	51	56	43
0300 WILTON PCT 001	25	26	29	22

DELEGATE - NATIONAL NOMINATING CONV  
3RD CONGRESSIONAL DISTRICT

Vote for not more than 5

	VOTES	PERCENT		VOTES	PERCENT
01 = Colleen Patricia Burns	3,982	9.92			
02 = Michael E. Hastings	3,754	9.35	09 = David B. Maher	210	.52
03 = Clarisol Duque	3,266	8.14	10 = Matthew Lafond	125	.31
04 = Jorge Ramirez	3,657	9.11	11 = Nathaniel Harris	4,126	10.28
05 = Shirley Madigan	3,587	8.94	12 = Rebecca Davies	4,478	11.15
06 = Josephine Singler	189	.47	13 = Daniel Buys	3,961	9.87
07 = Nancy Heskin Jados	233	.58	14 = Myriam Calvache	3,849	9.59
08 = Edward D. Maloney	321	.80	15 = Maureen Sullivan	4,407	10.98

	01	02	03	04	05	06	07	08	09	10	11	12	13	14	15
0050 DU PAGE PCT 032	27	22	20	22	22	0	4	2	1	1	47	51	44	44	47
0051 DU PAGE PCT 033	17	17	16	16	19	0	1	1	0	2	10	13	9	13	15
0053 DU PAGE PCT 035	86	67	64	83	72	2	3	2	4	1	93	105	85	86	86
0054 DU PAGE PCT 036	116	111	104	131	107	5	4	8	4	8	141	146	140	135	154
0055 DU PAGE PCT 037	104	87	84	98	95	4	9	5	4	4	100	117	97	90	103
0087 HOMER PCT 001	57	51	49	50	49	4	3	1	2	2	79	94	81	77	88
0088 HOMER PCT 002	84	77	75	76	78	8	8	5	3	4	92	109	88	90	105
0089 HOMER PCT 003	98	84	77	78	85	5	7	3	2	3	89	97	86	79	94
0090 HOMER PCT 004	79	81	67	71	72	4	2	7	6	3	87	100	89	89	95
0091 HOMER PCT 005	69	61	60	58	66	5	2	8	7	3	66	62	64	62	70
0092 HOMER PCT 006	76	68	63	63	66	2	3	8	5	1	100	104	101	98	105
0093 HOMER PCT 007	90	82	75	81	80	6	6	7	5	5	96	96	96	88	97
0094 HOMER PCT 008	90	86	80	82	84	0	4	9	9	2	78	82	79	78	92
0095 HOMER PCT 009	105	98	82	89	96	0	6	10	5	3	72	81	64	72	84
0096 HOMER PCT 010	101	97	90	90	101	5	5	13	11	2	100	103	100	91	106
0097 HOMER PCT 011	87	88	70	72	78	4	2	7	4	2	98	117	103	105	122
0098 HOMER PCT 012	70	69	58	59	65	3	2	5	4	1	81	87	81	78	85
0099 HOMER PCT 013	58	59	43	49	46	5	4	9	2	0	77	89	74	76	84
0100 HOMER PCT 014	110	121	90	95	105	6	3	7	3	1	124	131	124	121	132
0101 HOMER PCT 015	121	142	104	105	112	4	4	10	4	2	113	127	116	104	124
0102 HOMER PCT 016	64	63	52	58	60	1	1	10	4	1	83	85	78	73	85
0103 HOMER PCT 017	61	68	55	59	61	3	2	3	5	1	78	79	77	74	81
0104 HOMER PCT 018	99	109	82	97	87	6	1	5	4	2	104	117	98	97	120
0107 JOLIET PCT 001	174	150	135	168	160	6	9	11	5	4	133	139	119	104	120
0108 JOLIET PCT 002	106	98	83	89	90	3	4	7	6	1	94	99	92	94	94
0109 JOLIET PCT 003	65	53	52	58	59	4	2	5	4	2	89	98	81	85	89
0145 LOCKPORT PCT 002	145	134	118	163	123	9	10	12	7	5	130	148	119	115	138
0146 LOCKPORT PCT 003	121	110	86	126	101	7	10	13	9	4	154	172	151	155	162
0147 LOCKPORT PCT 004	93	89	76	96	81	4	9	7	7	6	96	101	91	90	102
0148 LOCKPORT PCT 005	85	86	73	79	77	1	4	4	1	1	104	97	94	89	103
0153 LOCKPORT PCT 010	96	84	76	84	82	4	8	11	2	3	104	112	89	88	114
0154 LOCKPORT PCT 011	101	102	90	92	94	6	6	7	6	5	108	123	106	104	121
0155 LOCKPORT PCT 012	88	82	67	72	79	5	3	6	3	0	102	122	100	101	113
0158 LOCKPORT PCT 015	121	102	98	129	96	7	10	9	6	3	103	106	93	95	112
0159 LOCKPORT PCT 016	107	101	97	99	103	6	8	6	4	6	141	160	140	145	168
0160 LOCKPORT PCT 017	109	110	97	101	106	6	9	10	8	4	136	150	138	122	142
0161 LOCKPORT PCT 018	114	107	88	99	97	2	7	13	7	6	146	163	141	134	166
0162 LOCKPORT PCT 019	126	119	107	115	109	10	12	16	12	6	97	99	86	83	98
0163 LOCKPORT PCT 020	0	0	0	0	1	0	0	0	0	0	1	1	1	1	1
0164 LOCKPORT PCT 021	114	102	95	102	97	8	6	10	8	4	115	128	114	104	123
0165 LOCKPORT PCT 022	96	96	81	91	96	4	8	8	7	2	104	113	100	91	110
0166 LOCKPORT PCT 023	84	80	65	80	73	8	6	10	3	2	83	89	80	80	94
0167 LOCKPORT PCT 024	168	141	122	132	157	7	16	11	7	7	78	66	52	49	63

		VOTES	PERCENT			VOTES	PERCENT
DELEGATE - NATIONAL NOMINATING CONV							
11TH CONGRESSIONAL DISTRICT							
Vote for not more than 5							
01 = Aesook Byon		12,986	8.54				
02 = Alex Arroyo		16,065	10.56	08 = John Laesch		10,973	7.22
03 = Gay E. Bruhn		12,910	8.49	09 = Jesus (Jesse) Medina		14,717	9.68
04 = Herbert Brooks, Jr.		15,486	10.18	10 = Hillary Colby		13,033	8.57
05 = Linda Chapa Lavia		14,712	9.67	11 = Jacqueline L. Traynere		13,278	8.73
06 = Barbara I. Hernandez		2,065	1.36	12 = Elizabeth Wilke		14,133	9.29
07 = Timothy M. Brophy		1,791	1.18	13 = Ben Mullenbach		9,914	6.52

	01	02	03	04	05	06	07	08	09	10	11	12	13
0019 DU PAGE PCT 001	120	134	117	126	131	10	6	104	118	118	123	129	89
0020 DU PAGE PCT 002	95	106	92	93	101	11	8	66	69	81	79	91	59
0021 DU PAGE PCT 003	121	130	118	118	136	5	7	55	54	63	60	72	43
0022 DU PAGE PCT 004	68	85	71	70	80	13	4	98	115	112	116	114	78
0023 DU PAGE PCT 005	130	148	120	139	135	10	8	65	98	87	97	102	74
0024 DU PAGE PCT 006	119	133	117	124	133	8	6	69	108	96	105	109	73
0025 DU PAGE PCT 007	104	110	105	96	105	4	3	60	77	73	71	81	54
0026 DU PAGE PCT 008	153	169	152	170	178	21	14	111	160	161	162	158	97
0027 DU PAGE PCT 009	88	108	91	103	97	10	2	69	85	83	77	80	52
0028 DU PAGE PCT 010	157	181	155	170	155	16	4	96	154	134	151	152	94
0029 DU PAGE PCT 011	117	144	125	127	137	19	11	88	122	93	110	114	64
0030 DU PAGE PCT 012	110	142	104	127	134	11	7	110	138	126	140	146	89
0031 DU PAGE PCT 013	145	166	140	157	148	19	14	77	114	100	104	120	69
0032 DU PAGE PCT 014	105	126	104	111	121	13	9	82	109	95	107	98	70
0033 DU PAGE PCT 015	126	138	122	135	148	9	8	100	130	113	138	131	76
0034 DU PAGE PCT 016	129	166	138	151	163	24	7	106	147	120	169	129	100
0035 DU PAGE PCT 017	117	158	120	142	137	26	13	112	165	122	152	149	102
0036 DU PAGE PCT 018	112	139	110	126	124	13	10	94	131	110	126	129	75
0037 DU PAGE PCT 019	109	121	103	124	116	19	7	90	145	130	131	147	97
0038 DU PAGE PCT 020	114	143	112	130	120	20	6	64	110	101	102	100	71
0039 DU PAGE PCT 021	109	143	109	133	121	24	8	97	142	124	133	129	84
0040 DU PAGE PCT 022	132	148	132	130	135	11	10	109	143	138	148	146	108
0041 DU PAGE PCT 023	167	207	155	176	179	24	8	110	161	141	138	147	100
0042 DU PAGE PCT 024	94	114	91	100	104	15	6	80	98	108	117	114	65
0043 DU PAGE PCT 025	117	151	113	138	126	17	5	86	139	115	125	110	75
0044 DU PAGE PCT 026	89	124	90	101	114	17	4	78	147	94	107	109	73
0045 DU PAGE PCT 027	150	177	147	173	165	18	8	104	157	132	146	130	85
0046 DU PAGE PCT 028	108	149	99	129	128	24	12	102	152	112	131	131	84
0047 DU PAGE PCT 029	109	147	104	125	132	20	6	96	137	110	123	132	92
0048 DU PAGE PCT 030	108	139	107	123	130	20	5	72	121	110	115	105	65
0049 DU PAGE PCT 031	70	76	66	79	77	7	1	45	58	56	51	61	41
0050 DU PAGE PCT 032	85	109	90	91	101	24	8	62	102	84	83	83	58
0051 DU PAGE PCT 033	98	119	95	104	118	15	4	74	87	85	83	79	62
0052 DU PAGE PCT 034	106	120	111	110	118	13	10	50	40	48	42	54	39
0054 DU PAGE PCT 036	1	1	1	1	1	0	0	0	0	1	1	1	1
0105 JACKSON PCT 001	15	21	15	21	16	2	5	26	26	27	25	29	28
0107 JOLIET PCT 001	6	8	7	12	8	1	1	9	13	14	15	14	12
0108 JOLIET PCT 002	0	0	0	0	0	0	0	0	0	0	0	0	0
0110 JOLIET PCT 004	64	93	68	79	68	10	26	80	112	75	93	92	78
0111 JOLIET PCT 005	108	118	105	192	118	10	14	37	52	48	58	50	30
0112 JOLIET PCT 006	90	130	94	167	113	25	17	64	102	73	76	68	51
0113 JOLIET PCT 007	110	147	109	190	121	23	23	59	95	67	81	68	39
0114 JOLIET PCT 008	72	100	72	103	82	15	26	71	95	84	88	84	63
0115 JOLIET PCT 009	66	81	62	88	68	12	16	74	111	98	102	111	74
0116 JOLIET PCT 010	74	97	73	79	86	18	28	82	97	86	86	100	65
0117 JOLIET PCT 011	75	97	66	84	81	17	31	95	135	94	102	121	78
0118 JOLIET PCT 012	70	109	70	101	86	24	13	90	137	92	100	104	68
0119 JOLIET PCT 013	95	156	95	126	115	35	14	63	151	77	82	93	61

		VOTES	PERCENT			VOTES	PERCENT
DELEGATE - NATIONAL NOMINATING CONV							
11TH CONGRESSIONAL DISTRICT							
Vote for not more than 5							
01 = Aesook Byon		12,986	8.54				
02 = Alex Arroyo		16,065	10.56	08 = John Laesch		10,973	7.22
03 = Gay E. Bruhn		12,910	8.49	09 = Jesus (Jesse) Medina		14,717	9.68
04 = Herbert Brooks, Jr.		15,486	10.18	10 = Hillary Colby		13,033	8.57
05 = Linda Chapa Lavia		14,712	9.67	11 = Jacqueline L. Traynere		13,278	8.73
06 = Barbara I. Hernandez		2,065	1.36	12 = Elizabeth Wilke		14,133	9.29
07 = Timothy M. Brophy		1,791	1.18	13 = Ben Mullenbach		9,914	6.52

(CONTINUED FROM PREVIOUS PAGE)

	01	02	03	04	05	06	07	08	09	10	11	12	13
0120 JOLIET PCT 014	96	166	96	120	134	51	22	82	175	92	88	91	63
0121 JOLIET PCT 015	82	100	69	90	85	18	14	55	111	52	62	72	56
0122 JOLIET PCT 016	150	176	144	240	159	19	23	75	136	90	103	115	72
0123 JOLIET PCT 017	106	120	105	133	109	12	40	110	108	115	96	117	91
0124 JOLIET PCT 018	97	114	95	107	102	10	33	95	107	114	111	112	92
0125 JOLIET PCT 019	64	75	59	77	68	9	28	99	140	116	111	125	93
0126 JOLIET PCT 020	111	126	105	135	120	16	29	75	98	103	101	110	86
0127 JOLIET PCT 021	80	98	85	95	88	23	37	114	151	132	137	146	103
0128 JOLIET PCT 022	93	121	94	149	104	13	27	81	125	106	115	110	85
0129 JOLIET PCT 023	121	149	122	176	134	23	19	58	96	87	80	83	67
0130 JOLIET PCT 024	82	100	86	122	88	14	15	48	70	59	59	65	51
0131 JOLIET PCT 025	64	92	66	93	86	16	25	52	84	75	72	81	60
0132 JOLIET PCT 026	81	113	79	106	102	19	23	67	96	82	86	95	56
0133 JOLIET PCT 027	45	66	47	67	52	6	8	43	76	41	50	51	29
0134 JOLIET PCT 028	98	117	104	183	113	20	10	62	95	78	80	86	45
0135 JOLIET PCT 029	94	134	92	127	115	26	13	85	117	95	94	96	79
0136 JOLIET PCT 030	65	88	59	87	79	16	9	72	117	88	85	98	79
0137 JOLIET PCT 031	63	84	66	102	71	14	21	71	109	79	85	94	68
0138 JOLIET PCT 032	99	136	100	203	103	16	10	60	97	67	73	71	56
0139 JOLIET PCT 033	66	85	73	80	77	11	14	70	95	72	67	78	64
0140 JOLIET PCT 034	139	158	127	223	153	25	22	60	70	70	67	62	43
0141 JOLIET PCT 035	146	164	146	247	153	25	29	72	107	87	89	78	52
0142 JOLIET PCT 036	143	174	146	233	162	20	19	68	79	88	87	94	60
0143 JOLIET PCT 037	119	137	115	190	133	21	10	67	96	79	81	87	68
0144 LOCKPORT PCT 001	194	197	188	192	198	19	17	73	74	96	86	103	70
0149 LOCKPORT PCT 006	103	152	105	119	132	13	6	115	188	137	143	150	93
0150 LOCKPORT PCT 007	143	195	141	170	166	24	12	93	156	124	122	137	82
0151 LOCKPORT PCT 008	130	162	125	149	154	15	8	69	139	105	101	98	72
0152 LOCKPORT PCT 009	170	201	178	182	204	31	10	91	102	102	95	107	75
0156 LOCKPORT PCT 013	218	234	222	227	227	23	17	89	93	104	109	106	82
0157 LOCKPORT PCT 014	71	94	72	74	85	8	13	65	90	82	81	84	61
0163 LOCKPORT PCT 020	67	77	65	62	74	12	20	92	92	96	96	114	79
0180 NEW LENOX PCT 001	67	82	68	74	77	6	9	72	89	72	67	86	61
0181 NEW LENOX PCT 002	44	49	49	48	51	3	5	43	50	56	52	60	44
0182 NEW LENOX PCT 003	46	50	47	51	53	4	5	74	69	74	74	86	57
0183 NEW LENOX PCT 004	50	56	49	50	50	8	3	67	75	73	76	79	57
0184 NEW LENOX PCT 005	52	60	54	56	60	4	11	77	87	86	87	103	73
0185 NEW LENOX PCT 006	46	59	44	49	61	4	3	76	74	63	64	76	52
0188 NEW LENOX PCT 009	58	78	67	61	69	16	18	108	102	103	97	115	93
0189 NEW LENOX PCT 010	84	91	91	94	99	12	10	70	71	70	75	83	59
0190 NEW LENOX PCT 011	90	95	84	90	92	11	12	80	73	85	79	96	84
0195 NEW LENOX PCT 016	77	87	79	86	80	6	14	86	88	100	91	107	82
0197 NEW LENOX PCT 018	5	4	5	4	5	1	1	2	1	2	1	2	1
0205 PLAINFIELD PCT 004	54	71	57	59	66	8	1	65	84	68	66	79	61
0206 PLAINFIELD PCT 005	79	117	77	89	89	15	6	87	121	100	101	110	77
0207 PLAINFIELD PCT 006	95	131	82	101	106	21	4	91	121	109	110	115	79
0208 PLAINFIELD PCT 007	101	141	96	117	127	27	9	91	139	113	103	110	84
0211 PLAINFIELD PCT 010	25	34	27	28	26	4	6	42	45	47	47	46	39

		VOTES	PERCENT			VOTES	PERCENT
DELEGATE - NATIONAL NOMINATING CONV							
11TH CONGRESSIONAL DISTRICT							
Vote for not more than 5							
01 = Aesook Byon		12,986	8.54				
02 = Alex Arroyo		16,065	10.56	08 = John Laesch		10,973	7.22
03 = Gay E. Bruhn		12,910	8.49	09 = Jesus (Jesse) Medina		14,717	9.68
04 = Herbert Brooks, Jr.		15,486	10.18	10 = Hillary Colby		13,033	8.57
05 = Linda Chapa Lavia		14,712	9.67	11 = Jacqueline L. Traynere		13,278	8.73
06 = Barbara I. Hernandez		2,065	1.36	12 = Elizabeth Wilke		14,133	9.29
07 = Timothy M. Brophy		1,791	1.18	13 = Ben Mullenbach		9,914	6.52

(CONTINUED FROM PREVIOUS PAGE)

	01	02	03	04	05	06	07	08	09	10	11	12	13
0212 PLAINFIELD PCT 011	41	57	41	44	45	6	5	35	52	43	53	46	34
0213 PLAINFIELD PCT 012	83	113	82	95	97	16	6	90	133	111	127	124	79
0214 PLAINFIELD PCT 013	75	93	75	81	84	8	5	70	83	89	92	89	68
0215 PLAINFIELD PCT 014	76	99	80	92	91	11	15	94	105	116	108	118	91
0216 PLAINFIELD PCT 015	76	89	72	80	81	8	9	79	108	107	103	109	76
0217 PLAINFIELD PCT 016	91	95	93	97	101	13	12	80	84	80	78	88	67
0218 PLAINFIELD PCT 017	94	122	90	96	108	12	7	84	110	92	86	92	72
0219 PLAINFIELD PCT 018	89	116	95	93	110	18	18	105	141	134	122	131	95
0220 PLAINFIELD PCT 019	64	81	59	63	81	14	1	74	111	91	93	104	67
0221 PLAINFIELD PCT 020	103	128	105	113	116	20	12	111	138	119	109	119	95
0222 PLAINFIELD PCT 021	68	80	65	74	78	9	14	70	75	66	75	78	58
0223 PLAINFIELD PCT 022	107	124	109	117	121	13	13	89	109	108	110	123	82
0224 PLAINFIELD PCT 023	57	77	57	66	70	16	12	87	102	103	101	112	79
0225 PLAINFIELD PCT 024	93	97	100	96	103	7	18	71	63	69	61	76	58
0226 PLAINFIELD PCT 025	69	89	66	69	79	15	9	98	114	110	103	110	90
0227 PLAINFIELD PCT 026	89	134	83	99	108	21	6	71	134	99	100	115	78
0228 PLAINFIELD PCT 027	88	120	86	94	104	13	11	85	148	117	115	127	87
0229 PLAINFIELD PCT 028	55	71	53	58	65	3	8	89	111	105	106	106	87
0230 PLAINFIELD PCT 029	66	82	66	73	79	10	12	68	84	83	79	95	63
0231 PLAINFIELD PCT 030	87	103	83	93	101	16	9	73	82	81	76	100	69
0232 PLAINFIELD PCT 031	59	90	63	69	82	13	7	72	101	99	99	111	79
0233 PLAINFIELD PCT 032	76	89	72	79	87	15	8	94	100	100	98	105	78
0234 PLAINFIELD PCT 033	86	104	88	96	102	20	15	80	108	110	108	115	85
0235 PLAINFIELD PCT 034	61	83	60	65	69	13	10	64	85	75	76	84	57
0236 PLAINFIELD PCT 035	70	97	71	82	82	9	12	100	117	113	110	121	80
0240 TROY PCT 001	114	153	116	129	123	19	12	112	142	120	132	136	91
0241 TROY PCT 002	98	135	94	109	123	17	6	118	150	127	129	149	103
0242 TROY PCT 003	66	79	66	77	78	10	22	74	84	91	77	94	63
0243 TROY PCT 004	77	95	82	87	87	16	26	90	105	94	83	108	87
0244 TROY PCT 005	82	98	81	96	92	10	24	63	74	68	78	79	61
0245 TROY PCT 006	60	73	61	77	70	8	18	59	79	78	81	93	72
0246 TROY PCT 007	105	126	115	122	120	25	16	77	86	88	80	96	67
0247 TROY PCT 008	118	144	117	129	138	20	23	99	126	122	119	142	94
0248 TROY PCT 009	86	110	87	112	92	10	24	69	96	91	92	91	75
0249 TROY PCT 010	86	102	89	92	90	11	13	79	80	66	74	80	58
0250 TROY PCT 011	85	94	86	99	89	12	37	77	104	109	101	114	86
0251 TROY PCT 012	102	124	109	128	113	23	28	76	95	94	86	100	74
0252 TROY PCT 013	4	6	4	6	5	0	0	6	7	6	5	6	3
0253 TROY PCT 014	12	17	14	14	14	6	3	17	20	18	12	20	15
0254 TROY PCT 015	56	61	55	61	62	4	11	62	55	71	69	75	54
0255 TROY PCT 016	128	158	130	154	146	20	31	87	108	107	93	122	86
0256 TROY PCT 017	20	20	20	22	23	0	5	15	25	28	23	26	21
0257 TROY PCT 018	82	97	82	124	91	18	15	91	118	100	103	102	78
0258 TROY PCT 019	103	137	102	145	123	15	11	72	117	91	93	96	71
0269 WHEATLAND PCT 004	121	141	121	132	138	5	8	114	140	154	139	150	95
0270 WHEATLAND PCT 005	74	79	71	73	88	12	6	69	91	94	92	100	70
0284 WHEATLAND PCT 019	136	166	139	146	151	12	5	90	111	99	101	102	67
0287 WHEATLAND PCT 022	122	153	117	132	133	12	6	126	157	141	144	155	99

DELEGATE - NATIONAL NOMINATING CONV  
 11TH CONGRESSIONAL DISTRICT

Vote for not more than 5

	VOTES	PERCENT		VOTES	PERCENT
01 = Aesook Byon	12,986	8.54			
02 = Alex Arroyo	16,065	10.56	08 = John Laesch	10,973	7.22
03 = Gay E. Bruhn	12,910	8.49	09 = Jesus (Jesse) Medina	14,717	9.68
04 = Herbert Brooks, Jr.	15,486	10.18	10 = Hillary Colby	13,033	8.57
05 = Linda Chapa Lavia	14,712	9.67	11 = Jacqueline L. Traynere	13,278	8.73
06 = Barbara I. Hernandez	2,065	1.36	12 = Elizabeth Wilke	14,133	9.29
07 = Timothy M. Brophy	1,791	1.18	13 = Ben Mullenbach	9,914	6.52

(CONTINUED FROM PREVIOUS PAGE)

	01	02	03	04	05	06	07	08	09	10	11	12	13
0291 WHEATLAND PCT 026	1	1	1	1	1	0	0	1	0	0	0	0	0
0292 WHEATLAND PCT 027	25	25	23	24	27	1	4	7	12	11	11	14	10

DELEGATE - NATIONAL NOMINATING CONV  
 14TH CONGRESSIONAL DISTRICT

Vote for not more than 4

VOTES PERCENT

VOTES PERCENT

01 = Jennifer Bertino-Tarrant	4,979	15.15		
02 = Jack Franks	3,733	11.36	06 = Luis Aguilar	3,683 11.21
03 = Mark A. Guethle	3,679	11.20	07 = Alison Squires	3,707 11.28
04 = Kristina Zahorik	3,892	11.85	08 = Peter Grant	2,969 9.04
05 = Robyn Sutcliff	3,075	9.36	09 = Bonnie Owens	3,137 9.55

	01	02	03	04	05	06	07	08	09
0202 PLAINFIELD PCT 001	113	75	73	75	60	73	78	62	69
0203 PLAINFIELD PCT 002	101	61	61	70	79	101	94	89	79
0204 PLAINFIELD PCT 003	99	70	72	74	52	66	61	56	60
0209 PLAINFIELD PCT 008	144	89	83	89	77	113	105	86	90
0210 PLAINFIELD PCT 009	115	71	71	74	85	81	80	66	58
0211 PLAINFIELD PCT 010	55	40	41	43	36	31	33	26	25
0214 PLAINFIELD PCT 013	26	13	12	16	16	17	19	16	20
0252 TROY PCT 013	210	143	150	146	81	82	100	78	90
0253 TROY PCT 014	94	62	62	59	58	64	75	52	55
0254 TROY PCT 015	35	24	24	23	32	30	39	30	34
0256 TROY PCT 017	105	61	62	60	74	78	77	74	61
0259 TROY PCT 020	151	114	111	113	100	114	118	90	100
0260 TROY PCT 021	95	60	61	61	62	75	77	67	63
0261 TROY PCT 022	56	43	41	40	37	35	33	30	32
0266 WHEATLAND PCT 001	662	518	510	553	499	633	562	439	494
0267 WHEATLAND PCT 002	161	138	139	150	52	59	68	53	54
0268 WHEATLAND PCT 003	106	86	81	87	48	72	73	67	55
0271 WHEATLAND PCT 006	112	103	94	101	83	86	99	81	102
0272 WHEATLAND PCT 007	123	110	107	105	69	75	72	61	66
0273 WHEATLAND PCT 008	96	83	77	75	95	109	112	83	95
0274 WHEATLAND PCT 009	131	109	109	121	101	110	129	102	107
0275 WHEATLAND PCT 010	108	81	86	97	69	86	91	78	69
0276 WHEATLAND PCT 011	124	95	95	101	56	68	74	52	60
0277 WHEATLAND PCT 012	125	102	93	109	53	74	81	57	53
0278 WHEATLAND PCT 013	88	72	71	80	69	73	76	60	64
0279 WHEATLAND PCT 014	109	87	91	95	75	81	78	65	59
0280 WHEATLAND PCT 015	100	84	85	89	61	82	87	66	71
0281 WHEATLAND PCT 016	111	94	93	97	58	76	72	64	53
0282 WHEATLAND PCT 017	132	101	97	106	77	98	96	77	78
0283 WHEATLAND PCT 018	107	87	91	88	64	76	85	62	73
0285 WHEATLAND PCT 020	92	68	69	79	36	42	41	32	39
0286 WHEATLAND PCT 021	96	77	76	82	54	73	87	56	69
0287 WHEATLAND PCT 022	0	0	0	0	1	1	1	0	1
0288 WHEATLAND PCT 023	134	103	104	106	87	103	107	84	95
0289 WHEATLAND PCT 024	84	58	59	68	43	53	52	43	42
0290 WHEATLAND PCT 025	120	81	81	88	84	98	93	84	79
0291 WHEATLAND PCT 026	108	87	81	85	69	89	91	64	81
0292 WHEATLAND PCT 027	177	139	135	136	85	107	87	79	87
0293 WHEATLAND PCT 028	120	77	76	77	72	89	89	85	89
0294 WHEATLAND PCT 029	143	90	85	93	90	117	123	84	90
0295 WHEATLAND PCT 030	111	77	70	81	76	93	92	69	76

**City of Aurora results have been  
 added to WHEATLAND PCT 001**

**For City of Aurora's precinct  
 breakdown – refer to that  
 section of this book**

DELEGATE - NATIONAL NOMINATING CONV  
 16TH CONGRESSIONAL DISTRICT

Vote for not more than 5

	VOTES	PERCENT		VOTES	PERCENT
01 = John Daniel	893	8.25	07 = David Trout	1,106	10.22
02 = Angela Lynn Macdonald	889	8.21	08 = Art Bardsley	1,102	10.18
03 = Sunil Puri	754	6.96	09 = Eric Sterling	1,211	11.19
04 = Jackie Richter	836	7.72	10 = Danielle Dixon-Hernandez	1,145	10.58
05 = Travis Turner	784	7.24	11 = Angelique Bodine	1,101	10.17
06 = Cameron Zelaya	74	.68	12 = G. Kimball (Kim) MacCloskey	931	8.60

	01	02	03	04	05	06	07	08	09	10	11	12
0001 CHANNAHON PCT 001	71	68	61	64	62	6	72	76	95	85	78	65
0002 CHANNAHON PCT 002	88	88	78	84	77	4	88	110	113	104	103	86
0003 CHANNAHON PCT 003	89	84	74	77	80	2	83	86	83	92	82	73
0004 CHANNAHON PCT 004	67	72	52	63	53	4	96	93	105	97	91	87
0005 CHANNAHON PCT 005	67	57	50	61	55	7	102	91	102	105	93	75
0018 CUSTER PCT 001	35	35	28	32	30	4	59	65	72	66	63	53
0056 FLORENCE PCT 001	21	23	20	24	22	3	42	35	38	34	35	24
0237 REED PCT 001	70	65	54	61	57	7	92	94	102	85	85	81
0238 REED PCT 002	70	76	63	70	63	5	76	76	83	79	77	71
0239 REED PCT 003	49	47	37	44	38	10	100	86	99	82	92	63
0265 WESLEY PCT 001	63	67	58	63	63	7	78	74	83	78	82	65
0297 WILMINGTON PCT 001	63	66	61	63	59	5	89	89	97	104	93	73
0298 WILMINGTON PCT 002	67	67	54	62	58	5	54	61	65	72	63	58
0299 WILMINGTON PCT 003	73	74	64	68	67	5	75	66	74	62	64	57





**Nancy Schultz Voots**

W I L L C O U N T Y C L E R K



**Democratic Party**

# **LEGISLATIVE SUMMARY**

**(17<sup>th</sup>, 19<sup>th</sup>, 38<sup>th</sup>, 40<sup>th</sup>, 41<sup>st</sup>,  
43<sup>rd</sup> & 49<sup>th</sup> DISTRICTS)**

VOTES PERCENT

STATE SENATOR 17TH LEGISLATIVE DISTRICT

Vote for not more than 1  
01 = Donne E. Trotter

1,321 100.00

-----  
01

-----

0011 CRETE PCT 006	96
0012 CRETE PCT 007	389
0016 CRETE PCT 011	112
0017 CRETE PCT 012	205
0262 WASHINGTON PCT 001	128
0263 WASHINGTON PCT 002	195
0264 WASHINGTON PCT 003	117
0296 WILL PCT 001	79

**Total Democratic Ballots Cast for  
17<sup>th</sup> Legislative District  
1,585**

VOTES PERCENT

STATE SENATOR 19TH LEGISLATIVE DISTRICT

Vote for not more than 1

01 = McStephen O.A. "Max" Solomon

1,597 15.80

02 = Michael E. Hastings

8,510 84.20

	01	02
0057 FRANKFORT PCT 001	51	230
0058 FRANKFORT PCT 002	26	172
0059 FRANKFORT PCT 003	43	234
0060 FRANKFORT PCT 004	28	160
0061 FRANKFORT PCT 005	52	246
0062 FRANKFORT PCT 006	35	191
0063 FRANKFORT PCT 007	29	170
0064 FRANKFORT PCT 008	33	218
0065 FRANKFORT PCT 009	36	202
0066 FRANKFORT PCT 010	43	269
0068 FRANKFORT PCT 012	34	210
0069 FRANKFORT PCT 013	24	168
0070 FRANKFORT PCT 014	40	232
0071 FRANKFORT PCT 015	42	223
0072 FRANKFORT PCT 016	29	222
0073 FRANKFORT PCT 017	21	122
0074 FRANKFORT PCT 018	21	178
0075 FRANKFORT PCT 019	40	240
0076 FRANKFORT PCT 020	38	229
0077 FRANKFORT PCT 021	36	190
0078 FRANKFORT PCT 022	34	179
0079 FRANKFORT PCT 023	20	72
0080 FRANKFORT PCT 024	61	269
0099 HOMER PCT 013	37	127
0100 HOMER PCT 014	41	227
0101 HOMER PCT 015	47	238
0102 HOMER PCT 016	22	133
0104 HOMER PCT 018	45	214
0180 NEW LENOX PCT 001	42	162
0181 NEW LENOX PCT 002	29	175
0182 NEW LENOX PCT 003	24	141
0183 NEW LENOX PCT 004	18	140
0184 NEW LENOX PCT 005	29	170
0185 NEW LENOX PCT 006	36	132
0186 NEW LENOX PCT 007	27	174
0187 NEW LENOX PCT 008	33	161
0188 NEW LENOX PCT 009	45	201
0189 NEW LENOX PCT 010	36	170
0190 NEW LENOX PCT 011	33	191
0191 NEW LENOX PCT 012	53	169
0192 NEW LENOX PCT 013	44	189
0193 NEW LENOX PCT 014	47	253
0194 NEW LENOX PCT 015	25	173
0195 NEW LENOX PCT 016	33	193
0196 NEW LENOX PCT 017	34	147
0198 NEW LENOX PCT 019	1	4

Total Democratic Ballots Cast for  
19<sup>th</sup> Legislative District  
11,594

VOTES PERCENT

STATE SENATOR 38TH LEGISLATIVE DISTRICT

Vote for not more than 1

01 = Christine Benson

1,797 100.00

-----  
01

-----

0001 CHANNAHON PCT 001	172
0002 CHANNAHON PCT 002	227
0005 CHANNAHON PCT 005	11
0018 CUSTER PCT 001	118
0056 FLORENCE PCT 001	13
0237 REED PCT 001	190
0238 REED PCT 002	181
0239 REED PCT 003	182
0265 WESLEY PCT 001	178
0297 WILMINGTON PCT 001	186
0298 WILMINGTON PCT 002	159
0299 WILMINGTON PCT 003	180

Total Democratic Ballots Cast for  
38<sup>th</sup> Legislative District  
2,101



VOTES PERCENT

STATE SENATOR 40TH LEGISLATIVE DISTRICT

Vote for not more than 1

01 = Toi W. Hutchinson

5,808 100.00

-----  
01  
-----

0006 CRETE PCT 001	258
0056 FLORENCE PCT 001	52
0067 FRANKFORT PCT 011	211
0073 FRANKFORT PCT 017	60
0079 FRANKFORT PCT 023	74
0081 FRANKFORT PCT 025	184
0082 FRANKFORT PCT 026	173
0083 FRANKFORT PCT 027	150
0084 FRANKFORT PCT 028	250
0085 GREEN GARDEN PCT 001	141
0086 GREEN GARDEN PCT 002	171
0168 MANHATTAN PCT 001	197
0169 MANHATTAN PCT 002	216
0170 MANHATTAN PCT 003	211
0171 MANHATTAN PCT 004	199
0172 MONEE PCT 001	332
0173 MONEE PCT 002	481
0176 MONEE PCT 005	438
0177 MONEE PCT 006	334
0178 MONEE PCT 007	528
0195 NEW LENOX PCT 016	4
0196 NEW LENOX PCT 017	19
0197 NEW LENOX PCT 018	170
0198 NEW LENOX PCT 019	231
0199 NEW LENOX PCT 020	219
0200 PEOTONE PCT 001	199
0201 PEOTONE PCT 002	170
0262 WASHINGTON PCT 001	34
0296 WILL PCT 001	31
0300 WILTON PCT 001	71

Total Democratic Ballots Cast for  
40<sup>th</sup> Legislative District  
6,920

VOTES PERCENT

STATE SENATOR 41ST LEGISLATIVE DISTRICT

Vote for not more than 1

01 = No Candidate Filed

0

-----  
01

-----

0021 DU PAGE PCT 003	0
0022 DU PAGE PCT 004	0
0025 DU PAGE PCT 007	0
0087 HOMER PCT 001	0
0088 HOMER PCT 002	0
0089 HOMER PCT 003	0
0090 HOMER PCT 004	0
0091 HOMER PCT 005	0
0092 HOMER PCT 006	0
0093 HOMER PCT 007	0
0094 HOMER PCT 008	0
0095 HOMER PCT 009	0
0096 HOMER PCT 010	0
0097 HOMER PCT 011	0
0098 HOMER PCT 012	0
0103 HOMER PCT 017	0

Total Democratic Ballots Cast for  
41<sup>st</sup> Legislative District  
3,388



VOTES PERCENT

STATE SENATOR 43RD LEGISLATIVE DISTRICT

Vote for not more than 1

01 = Pat McGuire

24,684 100.00

-----  
01  
-----

0003 CHANNAHON PCT 003	216
0004 CHANNAHON PCT 004	219
0005 CHANNAHON PCT 005	193
0022 DU PAGE PCT 004	90
0023 DU PAGE PCT 005	293
0024 DU PAGE PCT 006	294
0026 DU PAGE PCT 008	368
0028 DU PAGE PCT 010	396
0029 DU PAGE PCT 011	263
0030 DU PAGE PCT 012	359
0031 DU PAGE PCT 013	352
0035 DU PAGE PCT 017	410
0036 DU PAGE PCT 018	317
0037 DU PAGE PCT 019	277
0038 DU PAGE PCT 020	334
0039 DU PAGE PCT 021	376
0040 DU PAGE PCT 022	346
0043 DU PAGE PCT 025	353
0044 DU PAGE PCT 026	309
0045 DU PAGE PCT 027	441
0046 DU PAGE PCT 028	381
0048 DU PAGE PCT 030	353
0050 DU PAGE PCT 032	328
0051 DU PAGE PCT 033	294
0054 DU PAGE PCT 036	172
0055 DU PAGE PCT 037	249
0105 JACKSON PCT 001	225
0106 JACKSON PCT 002	245
0109 JOLIET PCT 003	203
0110 JOLIET PCT 004	292
0111 JOLIET PCT 005	310
0112 JOLIET PCT 006	361
0113 JOLIET PCT 007	333
0116 JOLIET PCT 010	256
0117 JOLIET PCT 011	301
0118 JOLIET PCT 012	312
0119 JOLIET PCT 013	375
0120 JOLIET PCT 014	381
0121 JOLIET PCT 015	276
0122 JOLIET PCT 016	434
0123 JOLIET PCT 017	302
0124 JOLIET PCT 018	292
0125 JOLIET PCT 019	283
0126 JOLIET PCT 020	310
0127 JOLIET PCT 021	337
0128 JOLIET PCT 022	341
0129 JOLIET PCT 023	331
0130 JOLIET PCT 024	282
0131 JOLIET PCT 025	249
0132 JOLIET PCT 026	212
0133 JOLIET PCT 027	174
0134 JOLIET PCT 028	336
0135 JOLIET PCT 029	333
0136 JOLIET PCT 030	265
0137 JOLIET PCT 031	260

Total Democratic Ballots Cast for  
43<sup>rd</sup> Legislative District  
27,704

VOTES PERCENT

STATE SENATOR 43RD LEGISLATIVE DISTRICT

Vote for not more than 1

01 = Pat McGuire

24,684 100.00

(CONTINUED FROM PREVIOUS PAGE) 01

0138 JOLIET PCT 032	356
0139 JOLIET PCT 033	221
0140 JOLIET PCT 034	369
0141 JOLIET PCT 035	398
0142 JOLIET PCT 036	317
0143 JOLIET PCT 037	326
0145 LOCKPORT PCT 002	360
0146 LOCKPORT PCT 003	351
0147 LOCKPORT PCT 004	246
0148 LOCKPORT PCT 005	216
0153 LOCKPORT PCT 010	229
0154 LOCKPORT PCT 011	242
0155 LOCKPORT PCT 012	174
0158 LOCKPORT PCT 015	286
0159 LOCKPORT PCT 016	291
0160 LOCKPORT PCT 017	270
0161 LOCKPORT PCT 018	319
0162 LOCKPORT PCT 019	236
0164 LOCKPORT PCT 021	261
0165 LOCKPORT PCT 022	248
0166 LOCKPORT PCT 023	210
0167 LOCKPORT PCT 024	308
0242 TROY PCT 003	191
0248 TROY PCT 009	110
0250 TROY PCT 011	261
0251 TROY PCT 012	299
0255 TROY PCT 016	345
0257 TROY PCT 018	313
0258 TROY PCT 019	337

---



VOTES PERCENT

STATE SENATOR 49TH LEGISLATIVE DISTRICT

Vote for not more than 1

01 = Jennifer Bertino-Tarrant

23,381 100.00

-----  
01  
-----

0027 DU PAGE PCT 009	229
0032 DU PAGE PCT 014	286
0033 DU PAGE PCT 015	338
0034 DU PAGE PCT 016	387
0041 DU PAGE PCT 023	435
0042 DU PAGE PCT 024	283
0047 DU PAGE PCT 029	346
0049 DU PAGE PCT 031	172
0052 DU PAGE PCT 034	187
0053 DU PAGE PCT 035	219
0054 DU PAGE PCT 036	137
0107 JOLIET PCT 001	406
0108 JOLIET PCT 002	235
0114 JOLIET PCT 008	260
0115 JOLIET PCT 009	287
0144 LOCKPORT PCT 001	318
0149 LOCKPORT PCT 006	403
0150 LOCKPORT PCT 007	433
0151 LOCKPORT PCT 008	366
0152 LOCKPORT PCT 009	363
0156 LOCKPORT PCT 013	395
0157 LOCKPORT PCT 014	204
0163 LOCKPORT PCT 020	233
0202 PLAINFIELD PCT 001	243
0203 PLAINFIELD PCT 002	235
0204 PLAINFIELD PCT 003	189
0205 PLAINFIELD PCT 004	171
0206 PLAINFIELD PCT 005	273
0207 PLAINFIELD PCT 006	338
0208 PLAINFIELD PCT 007	345
0209 PLAINFIELD PCT 008	309
0210 PLAINFIELD PCT 009	219
0211 PLAINFIELD PCT 010	197
0212 PLAINFIELD PCT 011	138
0213 PLAINFIELD PCT 012	318
0214 PLAINFIELD PCT 013	276
0215 PLAINFIELD PCT 014	239
0216 PLAINFIELD PCT 015	230
0217 PLAINFIELD PCT 016	233
0218 PLAINFIELD PCT 017	295
0219 PLAINFIELD PCT 018	309
0220 PLAINFIELD PCT 019	253
0221 PLAINFIELD PCT 020	320
0222 PLAINFIELD PCT 021	190
0223 PLAINFIELD PCT 022	307
0224 PLAINFIELD PCT 023	237
0225 PLAINFIELD PCT 024	218
0226 PLAINFIELD PCT 025	264
0227 PLAINFIELD PCT 026	288
0228 PLAINFIELD PCT 027	348
0229 PLAINFIELD PCT 028	246
0230 PLAINFIELD PCT 029	221
0231 PLAINFIELD PCT 030	247
0232 PLAINFIELD PCT 031	243
0233 PLAINFIELD PCT 032	256

Total Democratic Ballots Cast for  
49<sup>th</sup> Legislative District  
26,992

VOTES PERCENT

STATE SENATOR 49TH LEGISLATIVE DISTRICT

Vote for not more than 1

01 = Jennifer Bertino-Tarrant

23,381 100.00

(CONTINUED FROM PREVIOUS PAGE) 01

0234 PLAINFIELD PCT 033	262
0235 PLAINFIELD PCT 034	221
0236 PLAINFIELD PCT 035	274
0240 TROY PCT 001	372
0241 TROY PCT 002	341
0243 TROY PCT 004	250
0244 TROY PCT 005	210
0245 TROY PCT 006	183
0246 TROY PCT 007	289
0247 TROY PCT 008	362
0248 TROY PCT 009	145
0249 TROY PCT 010	227
0252 TROY PCT 013	322
0253 TROY PCT 014	212
0254 TROY PCT 015	242
0256 TROY PCT 017	247
0259 TROY PCT 020	283
0260 TROY PCT 021	212
0261 TROY PCT 022	106
0266 WHEATLAND PCT 001	320
0276 WHEATLAND PCT 011	149
0278 WHEATLAND PCT 013	3
0281 WHEATLAND PCT 016	188
0284 WHEATLAND PCT 019	321
0286 WHEATLAND PCT 021	63
0287 WHEATLAND PCT 022	356
0288 WHEATLAND PCT 023	307
0289 WHEATLAND PCT 024	157
0290 WHEATLAND PCT 025	266
0291 WHEATLAND PCT 026	215
0292 WHEATLAND PCT 027	374
0293 WHEATLAND PCT 028	251
0294 WHEATLAND PCT 029	291
0295 WHEATLAND PCT 030	243

---



**Nancy Schultz Voots**

W I L L C O U N T Y C L E R K



**Democratic Party**

# **REPRESENTATIVE SUMMARY**

**(29<sup>th</sup>, 34<sup>th</sup>, 37<sup>th</sup>, 38<sup>th</sup>, 41<sup>st</sup>, 75<sup>th</sup>, 79<sup>th</sup>, 80<sup>th</sup>, 81<sup>st</sup>,  
82<sup>nd</sup>, 84<sup>th</sup>, 85<sup>th</sup>, 86<sup>th</sup>, 97<sup>th</sup> & 98<sup>th</sup> DISTRICTS)**

	VOTES	PERCENT		VOTES	PERCENT
REPRESENTATIVE IN THE GENERAL ASSEMBLY					
29TH REPRESENTATIVE DISTRICT					
Vote for not more than 1					
01 = Wilbur "Will" Tillman	528	16.82			
02 = Thaddeus Jones	1,859	59.22	03 = Kenneth "Kenny" Williams	752	23.96
	-----				
	01	02	03		
	-----				
0006 CRETE PCT 001	32	82	36		
0007 CRETE PCT 002	53	147	96		
0008 CRETE PCT 003	50	126	61		
0009 CRETE PCT 004	55	228	73		
0010 CRETE PCT 005	44	281	71		
0011 CRETE PCT 006	29	113	37		
0013 CRETE PCT 008	56	209	78		
0014 CRETE PCT 009	42	134	52		
0015 CRETE PCT 010	36	67	52		
0016 CRETE PCT 011	5	4	6		
0174 MONEE PCT 003	51	146	64		
0175 MONEE PCT 004	40	183	69		
0179 MONEE PCT 008	35	139	57		

Total Democratic Ballots Cast for  
29<sup>th</sup> Representative District  
3,546

REPRESENTATIVE IN THE GENERAL ASSEMBLY  
34TH REPRESENTATIVE DISTRICT

VOTES PERCENT

Vote for not more than 1  
01 = Elgie R. Sims, Jr.

1,299 100.00

-----  
01  
-----

0011 CRETE PCT 006	99
0012 CRETE PCT 007	378
0016 CRETE PCT 011	106
0017 CRETE PCT 012	202
0262 WASHINGTON PCT 001	121
0263 WASHINGTON PCT 002	194
0264 WASHINGTON PCT 003	119
0296 WILL PCT 001	80

Total Democratic Ballots Cast for  
34<sup>th</sup> Representative District  
1,585

VOTES PERCENT

REPRESENTATIVE IN THE GENERAL ASSEMBLY  
37TH REPRESENTATIVE DISTRICT

Vote for not more than 1

01 = No Candidate Filed

0

-----  
01  
-----

0057 FRANKFORT PCT 001	0
0058 FRANKFORT PCT 002	0
0059 FRANKFORT PCT 003	0
0060 FRANKFORT PCT 004	0
0061 FRANKFORT PCT 005	0
0062 FRANKFORT PCT 006	0
0063 FRANKFORT PCT 007	0
0064 FRANKFORT PCT 008	0
0065 FRANKFORT PCT 009	0
0068 FRANKFORT PCT 012	0
0069 FRANKFORT PCT 013	0
0072 FRANKFORT PCT 016	0
0073 FRANKFORT PCT 017	0
0074 FRANKFORT PCT 018	0
0075 FRANKFORT PCT 019	0
0077 FRANKFORT PCT 021	0
0078 FRANKFORT PCT 022	0
0079 FRANKFORT PCT 023	0
0080 FRANKFORT PCT 024	0
0099 HOMER PCT 013	0
0100 HOMER PCT 014	0
0101 HOMER PCT 015	0
0102 HOMER PCT 016	0
0104 HOMER PCT 018	0
0180 NEW LENOX PCT 001	0
0181 NEW LENOX PCT 002	0
0182 NEW LENOX PCT 003	0
0183 NEW LENOX PCT 004	0
0184 NEW LENOX PCT 005	0
0185 NEW LENOX PCT 006	0
0186 NEW LENOX PCT 007	0
0187 NEW LENOX PCT 008	0
0188 NEW LENOX PCT 009	0
0189 NEW LENOX PCT 010	0
0190 NEW LENOX PCT 011	0
0191 NEW LENOX PCT 012	0
0192 NEW LENOX PCT 013	0
0193 NEW LENOX PCT 014	0
0194 NEW LENOX PCT 015	0
0195 NEW LENOX PCT 016	0
0196 NEW LENOX PCT 017	0
0198 NEW LENOX PCT 019	0

Total Democratic Ballots Cast for  
37<sup>th</sup> Representative District  
10,101

VOTES PERCENT

REPRESENTATIVE IN THE GENERAL ASSEMBLY  
38TH REPRESENTATIVE DISTRICT

Vote for not more than 1

01 = Al Riley

1,263 100.00

-----  
01

0059 FRANKFORT PCT 003	2
0066 FRANKFORT PCT 010	295
0070 FRANKFORT PCT 014	265
0071 FRANKFORT PCT 015	246
0076 FRANKFORT PCT 020	247
0080 FRANKFORT PCT 024	208

**Total Democratic Ballots Cast for  
38<sup>th</sup> Representative District  
1,493**

VOTES PERCENT

REPRESENTATIVE IN THE GENERAL ASSEMBLY  
41ST REPRESENTATIVE DISTRICT

Vote for not more than 1

01 = No Candidate Filed

0

-----  
01

0019 DU PAGE PCT 001	0
0020 DU PAGE PCT 002	0
0025 DU PAGE PCT 007	0
0270 WHEATLAND PCT 005	0
0271 WHEATLAND PCT 006	0
0272 WHEATLAND PCT 007	0
0273 WHEATLAND PCT 008	0
0274 WHEATLAND PCT 009	0
0275 WHEATLAND PCT 010	0
0277 WHEATLAND PCT 012	0
0278 WHEATLAND PCT 013	0
0279 WHEATLAND PCT 014	0
0280 WHEATLAND PCT 015	0
0281 WHEATLAND PCT 016	0
0282 WHEATLAND PCT 017	0
0283 WHEATLAND PCT 018	0
0285 WHEATLAND PCT 020	0
0286 WHEATLAND PCT 021	0

Total Democratic Ballots Cast for  
41<sup>st</sup> Representative District  
4,252



VOTES PERCENT

REPRESENTATIVE IN THE GENERAL ASSEMBLY  
75TH REPRESENTATIVE DISTRICT

Vote for not more than 1  
01 = Martha J. Shugart

1,792 100.00

-----  
01  
-----

0001 CHANNAHON PCT 001	174
0002 CHANNAHON PCT 002	227
0005 CHANNAHON PCT 005	10
0018 CUSTER PCT 001	119
0056 FLORENCE PCT 001	13
0237 REED PCT 001	190
0238 REED PCT 002	183
0239 REED PCT 003	180
0265 WESLEY PCT 001	176
0297 WILMINGTON PCT 001	185
0298 WILMINGTON PCT 002	158
0299 WILMINGTON PCT 003	177

**Total Democratic Ballots Cast for  
75<sup>th</sup> Representative District  
2,101**



VOTES PERCENT

REPRESENTATIVE IN THE GENERAL ASSEMBLY  
79TH REPRESENTATIVE DISTRICT

Vote for not more than 1

01 = Katherine "Kate" Cloonen 412 100.00

-----  
01

0200 PEOTONE PCT 001 152  
0201 PEOTONE PCT 002 179  
0262 WASHINGTON PCT 001 33  
0296 WILL PCT 001 38  
0300 WILTON PCT 001 10

**Total Democratic Ballots Cast for  
79<sup>th</sup> Representative District  
497**

VOTES PERCENT

REPRESENTATIVE IN THE GENERAL ASSEMBLY  
80TH REPRESENTATIVE DISTRICT

Vote for not more than 1

01 = Anthony DeLuca

5,360 100.00

-----  
01  
-----

0006 CRETE PCT 001	246
0056 FLORENCE PCT 001	55
0067 FRANKFORT PCT 011	207
0073 FRANKFORT PCT 017	61
0079 FRANKFORT PCT 023	74
0081 FRANKFORT PCT 025	190
0082 FRANKFORT PCT 026	171
0083 FRANKFORT PCT 027	152
0084 FRANKFORT PCT 028	256
0085 GREEN GARDEN PCT 001	140
0086 GREEN GARDEN PCT 002	173
0168 MANHATTAN PCT 001	206
0169 MANHATTAN PCT 002	225
0170 MANHATTAN PCT 003	214
0171 MANHATTAN PCT 004	205
0172 MONEE PCT 001	321
0173 MONEE PCT 002	458
0176 MONEE PCT 005	428
0177 MONEE PCT 006	313
0178 MONEE PCT 007	495
0195 NEW LENOX PCT 016	4
0196 NEW LENOX PCT 017	19
0197 NEW LENOX PCT 018	174
0198 NEW LENOX PCT 019	238
0199 NEW LENOX PCT 020	223
0200 PEOTONE PCT 001	48
0300 WILTON PCT 001	64

Total Democratic Ballots Cast for  
80<sup>th</sup> Representative District  
6,423

REPRESENTATIVE IN THE GENERAL ASSEMBLY  
81ST REPRESENTATIVE DISTRICT

VOTES PERCENT

Vote for not more than 1

01 = Greg Hose

401 100.00

-----  
01

0021 DU PAGE PCT 003

204

0022 DU PAGE PCT 004

135

0025 DU PAGE PCT 007

62

**Total Democratic Ballots Cast for  
81<sup>st</sup> Representative District  
503**

VOTES PERCENT

REPRESENTATIVE IN THE GENERAL ASSEMBLY  
82ND REPRESENTATIVE DISTRICT

Vote for not more than 1

01 = No Candidate Filed

0

-----  
01

0087 HOMER PCT 001	0
0088 HOMER PCT 002	0
0089 HOMER PCT 003	0
0090 HOMER PCT 004	0
0091 HOMER PCT 005	0
0092 HOMER PCT 006	0
0093 HOMER PCT 007	0
0094 HOMER PCT 008	0
0095 HOMER PCT 009	0
0096 HOMER PCT 010	0
0097 HOMER PCT 011	0
0098 HOMER PCT 012	0
0103 HOMER PCT 017	0

Total Democratic Ballots Cast for  
82<sup>nd</sup> Representative District  
2,885

VOTES PERCENT

REPRESENTATIVE IN THE GENERAL ASSEMBLY  
84TH REPRESENTATIVE DISTRICT

Vote for not more than 1

01 = Stephanie A. Kifowit

2,237 100.00

-----  
01

0266 WHEATLAND PCT 001	1176
0267 WHEATLAND PCT 002	242
0268 WHEATLAND PCT 003	218
0269 WHEATLAND PCT 004	372
0276 WHEATLAND PCT 011	84
0277 WHEATLAND PCT 012	145

Total Democratic Ballots Cast for  
84<sup>th</sup> Representative District  
1,261

**City of Aurora results have been  
added to WHEATLAND PCT 001**

**For City of Aurora's precinct  
breakdown – refer to that  
section of this book**

VOTES PERCENT

REPRESENTATIVE IN THE GENERAL ASSEMBLY  
85TH REPRESENTATIVE DISTRICT

Vote for not more than 1  
01 = Emily McAsey

10,921 100.00

-----  
01

0022 DU PAGE PCT 004	88
0023 DU PAGE PCT 005	293
0024 DU PAGE PCT 006	305
0026 DU PAGE PCT 008	370
0028 DU PAGE PCT 010	396
0029 DU PAGE PCT 011	261
0030 DU PAGE PCT 012	356
0031 DU PAGE PCT 013	354
0035 DU PAGE PCT 017	414
0036 DU PAGE PCT 018	323
0037 DU PAGE PCT 019	278
0038 DU PAGE PCT 020	337
0039 DU PAGE PCT 021	377
0040 DU PAGE PCT 022	352
0043 DU PAGE PCT 025	355
0044 DU PAGE PCT 026	308
0045 DU PAGE PCT 027	444
0046 DU PAGE PCT 028	376
0048 DU PAGE PCT 030	355
0050 DU PAGE PCT 032	329
0051 DU PAGE PCT 033	297
0054 DU PAGE PCT 036	181
0055 DU PAGE PCT 037	249
0145 LOCKPORT PCT 002	357
0146 LOCKPORT PCT 003	359
0147 LOCKPORT PCT 004	248
0148 LOCKPORT PCT 005	217
0153 LOCKPORT PCT 010	229
0154 LOCKPORT PCT 011	240
0155 LOCKPORT PCT 012	179
0158 LOCKPORT PCT 015	285
0159 LOCKPORT PCT 016	289
0160 LOCKPORT PCT 017	271
0161 LOCKPORT PCT 018	323
0162 LOCKPORT PCT 019	223
0166 LOCKPORT PCT 023	10
0167 LOCKPORT PCT 024	293

Total Democratic Ballots Cast for  
85<sup>th</sup> Representative District  
12,310

VOTES PERCENT

REPRESENTATIVE IN THE GENERAL ASSEMBLY  
 86TH REPRESENTATIVE DISTRICT

Vote for not more than 1

01 = Lawrence "Larry" Walsh, Jr. 13,529 100.00

-----  
 01  
 -----

0003 CHANNAHON PCT 003	215
0004 CHANNAHON PCT 004	216
0005 CHANNAHON PCT 005	188
0105 JACKSON PCT 001	215
0106 JACKSON PCT 002	241
0109 JOLIET PCT 003	202
0110 JOLIET PCT 004	281
0111 JOLIET PCT 005	298
0112 JOLIET PCT 006	354
0113 JOLIET PCT 007	329
0116 JOLIET PCT 010	260
0117 JOLIET PCT 011	301
0118 JOLIET PCT 012	303
0119 JOLIET PCT 013	363
0120 JOLIET PCT 014	372
0121 JOLIET PCT 015	273
0122 JOLIET PCT 016	424
0123 JOLIET PCT 017	295
0124 JOLIET PCT 018	281
0125 JOLIET PCT 019	277
0126 JOLIET PCT 020	308
0127 JOLIET PCT 021	327
0128 JOLIET PCT 022	334
0129 JOLIET PCT 023	327
0130 JOLIET PCT 024	272
0131 JOLIET PCT 025	247
0132 JOLIET PCT 026	210
0133 JOLIET PCT 027	164
0134 JOLIET PCT 028	324
0135 JOLIET PCT 029	324
0136 JOLIET PCT 030	262
0137 JOLIET PCT 031	253
0138 JOLIET PCT 032	350
0139 JOLIET PCT 033	218
0140 JOLIET PCT 034	362
0141 JOLIET PCT 035	398
0142 JOLIET PCT 036	313
0143 JOLIET PCT 037	323
0162 LOCKPORT PCT 019	11
0164 LOCKPORT PCT 021	262
0165 LOCKPORT PCT 022	241
0166 LOCKPORT PCT 023	200
0242 TROY PCT 003	182
0248 TROY PCT 009	109
0250 TROY PCT 011	258
0251 TROY PCT 012	287
0255 TROY PCT 016	342
0257 TROY PCT 018	309
0258 TROY PCT 019	324

Total Democratic Ballots Cast for  
 86<sup>th</sup> Representative District  
 15,394



VOTES PERCENT

REPRESENTATIVE IN THE GENERAL ASSEMBLY  
97TH REPRESENTATIVE DISTRICT

Vote for not more than 1

01 = No Candidate Filed

0

-----  
01  
-----

0202 PLAINFIELD PCT 001	0
0203 PLAINFIELD PCT 002	0
0204 PLAINFIELD PCT 003	0
0209 PLAINFIELD PCT 008	0
0210 PLAINFIELD PCT 009	0
0211 PLAINFIELD PCT 010	0
0214 PLAINFIELD PCT 013	0
0215 PLAINFIELD PCT 014	0
0216 PLAINFIELD PCT 015	0
0217 PLAINFIELD PCT 016	0
0220 PLAINFIELD PCT 019	0
0221 PLAINFIELD PCT 020	0
0223 PLAINFIELD PCT 022	0
0226 PLAINFIELD PCT 025	0
0227 PLAINFIELD PCT 026	0
0228 PLAINFIELD PCT 027	0
0240 TROY PCT 001	0
0246 TROY PCT 007	0
0247 TROY PCT 008	0
0249 TROY PCT 010	0
0252 TROY PCT 013	0
0253 TROY PCT 014	0
0254 TROY PCT 015	0
0256 TROY PCT 017	0
0259 TROY PCT 020	0
0260 TROY PCT 021	0
0261 TROY PCT 022	0
0266 WHEATLAND PCT 001	0
0276 WHEATLAND PCT 011	0
0278 WHEATLAND PCT 013	0
0281 WHEATLAND PCT 016	0
0286 WHEATLAND PCT 021	0
0287 WHEATLAND PCT 022	0
0288 WHEATLAND PCT 023	0
0289 WHEATLAND PCT 024	0
0290 WHEATLAND PCT 025	0
0291 WHEATLAND PCT 026	0
0292 WHEATLAND PCT 027	0
0293 WHEATLAND PCT 028	0
0294 WHEATLAND PCT 029	0
0295 WHEATLAND PCT 030	0

Total Democratic Ballots Cast for  
97<sup>th</sup> Representative District  
10,997

VOTES PERCENT

REPRESENTATIVE IN THE GENERAL ASSEMBLY  
 98TH REPRESENTATIVE DISTRICT

Vote for not more than 1  
 01 = Natalie A. Manley

14,144 100.00

	-----	01
	-----	
0027 DU PAGE PCT 009		229
0032 DU PAGE PCT 014		292
0033 DU PAGE PCT 015		345
0034 DU PAGE PCT 016		394
0041 DU PAGE PCT 023		446
0042 DU PAGE PCT 024		287
0047 DU PAGE PCT 029		350
0049 DU PAGE PCT 031		176
0052 DU PAGE PCT 034		183
0053 DU PAGE PCT 035		226
0054 DU PAGE PCT 036		141
0107 JOLIET PCT 001		406
0108 JOLIET PCT 002		240
0114 JOLIET PCT 008		258
0115 JOLIET PCT 009		286
0144 LOCKPORT PCT 001		330
0149 LOCKPORT PCT 006		412
0150 LOCKPORT PCT 007		438
0151 LOCKPORT PCT 008		367
0152 LOCKPORT PCT 009		368
0156 LOCKPORT PCT 013		402
0157 LOCKPORT PCT 014		206
0163 LOCKPORT PCT 020		236
0205 PLAINFIELD PCT 004		172
0206 PLAINFIELD PCT 005		280
0207 PLAINFIELD PCT 006		345
0208 PLAINFIELD PCT 007		343
0212 PLAINFIELD PCT 011		140
0213 PLAINFIELD PCT 012		325
0218 PLAINFIELD PCT 017		297
0219 PLAINFIELD PCT 018		312
0222 PLAINFIELD PCT 021		186
0224 PLAINFIELD PCT 023		237
0225 PLAINFIELD PCT 024		215
0227 PLAINFIELD PCT 026		193
0228 PLAINFIELD PCT 027		128
0229 PLAINFIELD PCT 028		249
0230 PLAINFIELD PCT 029		225
0231 PLAINFIELD PCT 030		247
0232 PLAINFIELD PCT 031		246
0233 PLAINFIELD PCT 032		261
0234 PLAINFIELD PCT 033		258
0235 PLAINFIELD PCT 034		225
0236 PLAINFIELD PCT 035		278
0240 TROY PCT 001		93
0241 TROY PCT 002		348
0243 TROY PCT 004		254
0244 TROY PCT 005		204
0245 TROY PCT 006		182
0248 TROY PCT 009		146
0284 WHEATLAND PCT 019		331
0287 WHEATLAND PCT 022		355
0291 WHEATLAND PCT 026		2
0292 WHEATLAND PCT 027		49

Total Democratic Ballots Cast for  
 98<sup>th</sup> Representative District  
 15,995



**Nancy Schultz Voots**

**W I L L C O U N T Y C L E R K**



**Democratic Party**

# **COUNTY OFFICES SUMMARY**

**CIRCUIT CLERK  
RECORDER OF DEEDS  
STATE'S ATTORNEY  
COUNTY AUDITOR  
CORONER  
CHIEF EXECUTIVE OFFICER**

CIRCUIT CLERK

Vote for not more than 1  
01 = Andrea Lynn Chasteen  
02 = Robert "Bob" Enright

VOTES PERCENT

VOTES PERCENT

53,721 68.64  
24,152 30.86 03 = WRITE-IN

389 .50

	01	02	03
0001 CHANNAHON PCT 001	127	46	1
0002 CHANNAHON PCT 002	150	75	1
0003 CHANNAHON PCT 003	142	62	4
0004 CHANNAHON PCT 004	142	74	1
0005 CHANNAHON PCT 005	144	62	0
0006 CRETE PCT 001	284	129	4
0007 CRETE PCT 002	213	84	2
0008 CRETE PCT 003	170	62	2
0009 CRETE PCT 004	245	104	1
0010 CRETE PCT 005	293	93	3
0011 CRETE PCT 006	181	94	3
0012 CRETE PCT 007	295	98	0
0013 CRETE PCT 008	240	95	4
0014 CRETE PCT 009	141	88	0
0015 CRETE PCT 010	105	60	1
0016 CRETE PCT 011	91	45	0
0017 CRETE PCT 012	147	67	1
0018 CUSTER PCT 001	81	44	0
0019 DU PAGE PCT 001	206	74	0
0020 DU PAGE PCT 002	130	58	3
0021 DU PAGE PCT 003	147	56	1
0022 DU PAGE PCT 004	146	72	0
0023 DU PAGE PCT 005	209	75	1
0024 DU PAGE PCT 006	215	76	2
0025 DU PAGE PCT 007	121	66	0
0026 DU PAGE PCT 008	276	88	1
0027 DU PAGE PCT 009	192	39	0
0028 DU PAGE PCT 010	281	108	3
0029 DU PAGE PCT 011	189	75	3
0030 DU PAGE PCT 012	256	103	1
0031 DU PAGE PCT 013	268	87	0
0032 DU PAGE PCT 014	225	68	3
0033 DU PAGE PCT 015	237	91	2
0034 DU PAGE PCT 016	292	107	0
0035 DU PAGE PCT 017	295	102	1
0036 DU PAGE PCT 018	232	84	3
0037 DU PAGE PCT 019	198	80	2
0038 DU PAGE PCT 020	243	95	2
0039 DU PAGE PCT 021	269	103	3
0040 DU PAGE PCT 022	257	91	2
0041 DU PAGE PCT 023	327	111	4
0042 DU PAGE PCT 024	204	76	2
0043 DU PAGE PCT 025	255	92	0
0044 DU PAGE PCT 026	222	92	0
0045 DU PAGE PCT 027	328	111	6
0046 DU PAGE PCT 028	275	109	3
0047 DU PAGE PCT 029	251	100	0
0048 DU PAGE PCT 030	252	97	5
0049 DU PAGE PCT 031	124	53	1
0050 DU PAGE PCT 032	207	115	1
0051 DU PAGE PCT 033	209	81	0
0052 DU PAGE PCT 034	115	66	0
0053 DU PAGE PCT 035	182	49	0

**City of Aurora results have been added to WHEATLAND PCT 001**

**For City of Aurora's precinct breakdown – refer to that section of this book**

	VOTES	PERCENT		VOTES	PERCENT
CIRCUIT CLERK					
Vote for not more than 1					
01 = Andrea Lynn Chasteen	53,721	68.64			
02 = Robert "Bob" Enright	24,152	30.86	03 = WRITE-IN	389	.50

(CONTINUED FROM PREVIOUS PAGE)

	01	02	03
0054 DU PAGE PCT 036	227	87	3
0055 DU PAGE PCT 037	163	83	1
0056 FLORENCE PCT 001	46	28	0
0057 FRANKFORT PCT 001	168	105	1
0058 FRANKFORT PCT 002	105	76	2
0059 FRANKFORT PCT 003	152	104	2
0060 FRANKFORT PCT 004	116	62	1
0061 FRANKFORT PCT 005	194	88	4
0062 FRANKFORT PCT 006	124	92	2
0063 FRANKFORT PCT 007	117	74	1
0064 FRANKFORT PCT 008	152	87	0
0065 FRANKFORT PCT 009	139	91	1
0066 FRANKFORT PCT 010	199	103	2
0067 FRANKFORT PCT 011	148	58	0
0068 FRANKFORT PCT 012	150	75	1
0069 FRANKFORT PCT 013	125	47	1
0070 FRANKFORT PCT 014	174	86	0
0071 FRANKFORT PCT 015	161	89	1
0072 FRANKFORT PCT 016	164	75	1
0073 FRANKFORT PCT 017	134	75	0
0074 FRANKFORT PCT 018	134	51	1
0075 FRANKFORT PCT 019	199	72	3
0076 FRANKFORT PCT 020	172	83	0
0077 FRANKFORT PCT 021	146	71	2
0078 FRANKFORT PCT 022	150	60	0
0079 FRANKFORT PCT 023	103	56	1
0080 FRANKFORT PCT 024	250	66	2
0081 FRANKFORT PCT 025	144	58	1
0082 FRANKFORT PCT 026	124	48	1
0083 FRANKFORT PCT 027	100	54	0
0084 FRANKFORT PCT 028	181	73	1
0085 GREEN GARDEN PCT 001	95	46	3
0086 GREEN GARDEN PCT 002	116	58	0
0087 HOMER PCT 001	102	61	1
0088 HOMER PCT 002	126	73	3
0089 HOMER PCT 003	121	69	1
0090 HOMER PCT 004	119	59	0
0091 HOMER PCT 005	78	67	1
0092 HOMER PCT 006	115	67	1
0093 HOMER PCT 007	116	74	1
0094 HOMER PCT 008	116	72	2
0095 HOMER PCT 009	113	63	2
0096 HOMER PCT 010	150	67	0
0097 HOMER PCT 011	120	78	1
0098 HOMER PCT 012	103	53	5
0099 HOMER PCT 013	105	50	0
0100 HOMER PCT 014	161	91	1
0101 HOMER PCT 015	180	87	0
0102 HOMER PCT 016	107	43	0
0103 HOMER PCT 017	98	62	3
0104 HOMER PCT 018	159	87	0
0105 JACKSON PCT 001	146	76	1
0106 JACKSON PCT 002	163	75	1
0107 JOLIET PCT 001	311	105	2

	VOTES	PERCENT		VOTES	PERCENT
CIRCUIT CLERK					
Vote for not more than 1					
01 = Andrea Lynn Chasteen	53,721	68.64			
02 = Robert "Bob" Enright	24,152	30.86	03 = WRITE-IN	389	.50

(CONTINUED FROM PREVIOUS PAGE)

	01	02	03
0108 JOLIET PCT 002	165	72	1
0109 JOLIET PCT 003	140	61	2
0110 JOLIET PCT 004	189	93	1
0111 JOLIET PCT 005	216	79	3
0112 JOLIET PCT 006	245	112	0
0113 JOLIET PCT 007	222	120	3
0114 JOLIET PCT 008	201	66	3
0115 JOLIET PCT 009	202	85	2
0116 JOLIET PCT 010	174	87	1
0117 JOLIET PCT 011	203	103	0
0118 JOLIET PCT 012	209	99	2
0119 JOLIET PCT 013	261	100	9
0120 JOLIET PCT 014	248	131	5
0121 JOLIET PCT 015	174	104	1
0122 JOLIET PCT 016	289	145	0
0123 JOLIET PCT 017	208	95	2
0124 JOLIET PCT 018	191	78	1
0125 JOLIET PCT 019	193	85	5
0126 JOLIET PCT 020	219	99	3
0127 JOLIET PCT 021	212	101	3
0128 JOLIET PCT 022	220	111	1
0129 JOLIET PCT 023	243	104	2
0130 JOLIET PCT 024	202	80	1
0131 JOLIET PCT 025	160	77	2
0132 JOLIET PCT 026	137	67	1
0133 JOLIET PCT 027	120	50	1
0134 JOLIET PCT 028	225	100	2
0135 JOLIET PCT 029	223	115	0
0136 JOLIET PCT 030	173	95	1
0137 JOLIET PCT 031	164	82	3
0138 JOLIET PCT 032	245	98	1
0139 JOLIET PCT 033	144	77	0
0140 JOLIET PCT 034	265	100	4
0141 JOLIET PCT 035	260	133	3
0142 JOLIET PCT 036	234	83	1
0143 JOLIET PCT 037	233	83	5
0144 LOCKPORT PCT 001	213	109	1
0145 LOCKPORT PCT 002	261	96	0
0146 LOCKPORT PCT 003	242	115	1
0147 LOCKPORT PCT 004	166	71	1
0148 LOCKPORT PCT 005	136	75	1
0149 LOCKPORT PCT 006	296	113	1
0150 LOCKPORT PCT 007	300	133	1
0151 LOCKPORT PCT 008	278	94	2
0152 LOCKPORT PCT 009	250	112	2
0153 LOCKPORT PCT 010	148	73	1
0154 LOCKPORT PCT 011	143	100	1
0155 LOCKPORT PCT 012	113	56	1
0156 LOCKPORT PCT 013	281	110	1
0157 LOCKPORT PCT 014	131	75	0
0158 LOCKPORT PCT 015	201	89	1
0159 LOCKPORT PCT 016	181	96	2
0160 LOCKPORT PCT 017	168	106	0
0161 LOCKPORT PCT 018	208	96	2

	VOTES	PERCENT		VOTES	PERCENT
CIRCUIT CLERK					
Vote for not more than 1					
01 = Andrea Lynn Chasteen	53,721	68.64			
02 = Robert "Bob" Enright	24,152	30.86	03 = WRITE-IN	389	.50

(CONTINUED FROM PREVIOUS PAGE)

	01	02	03
0162 LOCKPORT PCT 019	152	79	1
0163 LOCKPORT PCT 020	142	98	0
0164 LOCKPORT PCT 021	189	78	3
0165 LOCKPORT PCT 022	173	78	0
0166 LOCKPORT PCT 023	146	60	0
0167 LOCKPORT PCT 024	211	87	1
0168 MANHATTAN PCT 001	132	78	0
0169 MANHATTAN PCT 002	156	70	0
0170 MANHATTAN PCT 003	139	81	0
0171 MANHATTAN PCT 004	135	72	0
0172 MONEE PCT 001	200	122	3
0173 MONEE PCT 002	335	134	3
0174 MONEE PCT 003	175	85	0
0175 MONEE PCT 004	199	94	1
0176 MONEE PCT 005	297	133	2
0177 MONEE PCT 006	228	83	5
0178 MONEE PCT 007	361	153	6
0179 MONEE PCT 008	140	72	1
0180 NEW LENOX PCT 001	131	68	0
0181 NEW LENOX PCT 002	125	73	0
0182 NEW LENOX PCT 003	92	70	0
0183 NEW LENOX PCT 004	84	70	1
0184 NEW LENOX PCT 005	116	74	1
0185 NEW LENOX PCT 006	105	58	0
0186 NEW LENOX PCT 007	130	64	0
0187 NEW LENOX PCT 008	119	67	1
0188 NEW LENOX PCT 009	130	106	0
0189 NEW LENOX PCT 010	144	54	0
0190 NEW LENOX PCT 011	144	81	0
0191 NEW LENOX PCT 012	148	67	3
0192 NEW LENOX PCT 013	129	102	1
0193 NEW LENOX PCT 014	186	99	2
0194 NEW LENOX PCT 015	115	74	0
0195 NEW LENOX PCT 016	137	88	1
0196 NEW LENOX PCT 017	130	70	0
0197 NEW LENOX PCT 018	119	64	2
0198 NEW LENOX PCT 019	143	94	2
0199 NEW LENOX PCT 020	145	74	0
0200 PEOTONE PCT 001	133	71	0
0201 PEOTONE PCT 002	111	65	1
0202 PLAINFIELD PCT 001	170	66	2
0203 PLAINFIELD PCT 002	156	76	0
0204 PLAINFIELD PCT 003	115	62	0
0205 PLAINFIELD PCT 004	126	49	0
0206 PLAINFIELD PCT 005	175	102	1
0207 PLAINFIELD PCT 006	251	92	2
0208 PLAINFIELD PCT 007	266	83	0
0209 PLAINFIELD PCT 008	205	97	1
0210 PLAINFIELD PCT 009	168	46	0
0211 PLAINFIELD PCT 010	132	53	5
0212 PLAINFIELD PCT 011	92	43	1
0213 PLAINFIELD PCT 012	233	90	1
0214 PLAINFIELD PCT 013	185	77	0
0215 PLAINFIELD PCT 014	160	81	1

	VOTES	PERCENT		VOTES	PERCENT
CIRCUIT CLERK					
Vote for not more than 1					
01 = Andrea Lynn Chasteen	53,721	68.64			
02 = Robert "Bob" Enright	24,152	30.86	03 = WRITE-IN	389	.50

(CONTINUED FROM PREVIOUS PAGE)

	01	02	03
0216 PLAINFIELD PCT 015	151	68	1
0217 PLAINFIELD PCT 016	136	92	0
0218 PLAINFIELD PCT 017	197	107	0
0219 PLAINFIELD PCT 018	221	93	2
0220 PLAINFIELD PCT 019	175	94	0
0221 PLAINFIELD PCT 020	192	122	0
0222 PLAINFIELD PCT 021	123	62	3
0223 PLAINFIELD PCT 022	208	98	0
0224 PLAINFIELD PCT 023	149	95	0
0225 PLAINFIELD PCT 024	128	84	0
0226 PLAINFIELD PCT 025	186	85	2
0227 PLAINFIELD PCT 026	194	100	2
0228 PLAINFIELD PCT 027	244	109	1
0229 PLAINFIELD PCT 028	160	83	3
0230 PLAINFIELD PCT 029	150	72	1
0231 PLAINFIELD PCT 030	150	94	2
0232 PLAINFIELD PCT 031	177	70	1
0233 PLAINFIELD PCT 032	177	79	2
0234 PLAINFIELD PCT 033	163	104	1
0235 PLAINFIELD PCT 034	146	77	0
0236 PLAINFIELD PCT 035	186	81	1
0237 REED PCT 001	149	50	1
0238 REED PCT 002	119	71	1
0239 REED PCT 003	132	51	0
0240 TROY PCT 001	261	108	1
0241 TROY PCT 002	232	118	1
0242 TROY PCT 003	118	71	0
0243 TROY PCT 004	155	95	2
0244 TROY PCT 005	137	71	1
0245 TROY PCT 006	121	63	1
0246 TROY PCT 007	206	81	1
0247 TROY PCT 008	245	119	0
0248 TROY PCT 009	180	74	3
0249 TROY PCT 010	154	68	1
0250 TROY PCT 011	164	72	1
0251 TROY PCT 012	221	82	7
0252 TROY PCT 013	221	98	2
0253 TROY PCT 014	145	65	1
0254 TROY PCT 015	171	72	0
0255 TROY PCT 016	221	110	2
0256 TROY PCT 017	165	75	1
0257 TROY PCT 018	215	103	0
0258 TROY PCT 019	234	83	3
0259 TROY PCT 020	199	81	2
0260 TROY PCT 021	150	53	2
0261 TROY PCT 022	75	31	0
0262 WASHINGTON PCT 001	97	76	0
0263 WASHINGTON PCT 002	119	85	0
0264 WASHINGTON PCT 003	72	44	2
0265 WESLEY PCT 001	123	58	1
0266 WHEATLAND PCT 001	1141	378	3
0267 WHEATLAND PCT 002	173	52	1
0268 WHEATLAND PCT 003	165	44	0
0269 WHEATLAND PCT 004	278	94	1



	VOTES	PERCENT		VOTES	PERCENT
CIRCUIT CLERK					
Vote for not more than 1					
01 = Andrea Lynn Chasteen	53,721	68.64			
02 = Robert "Bob" Enright	24,152	30.86	03 = WRITE-IN	389	.50

(CONTINUED FROM PREVIOUS PAGE)

	01	02	03
0270 WHEATLAND PCT 005	160	45	0
0271 WHEATLAND PCT 006	152	74	1
0272 WHEATLAND PCT 007	153	59	2
0273 WHEATLAND PCT 008	138	65	0
0274 WHEATLAND PCT 009	212	73	0
0275 WHEATLAND PCT 010	131	78	0
0276 WHEATLAND PCT 011	175	46	2
0277 WHEATLAND PCT 012	171	54	1
0278 WHEATLAND PCT 013	136	56	0
0279 WHEATLAND PCT 014	133	44	2
0280 WHEATLAND PCT 015	126	53	1
0281 WHEATLAND PCT 016	160	53	2
0282 WHEATLAND PCT 017	192	59	0
0283 WHEATLAND PCT 018	153	54	0
0284 WHEATLAND PCT 019	239	82	3
0285 WHEATLAND PCT 020	108	36	0
0286 WHEATLAND PCT 021	155	40	0
0287 WHEATLAND PCT 022	252	96	1
0288 WHEATLAND PCT 023	218	85	1
0289 WHEATLAND PCT 024	126	33	1
0290 WHEATLAND PCT 025	187	68	4
0291 WHEATLAND PCT 026	158	55	1
0292 WHEATLAND PCT 027	291	85	0
0293 WHEATLAND PCT 028	180	74	0
0294 WHEATLAND PCT 029	202	83	2
0295 WHEATLAND PCT 030	177	68	1
0296 WILL PCT 001	71	54	0
0297 WILMINGTON PCT 001	127	62	0
0298 WILMINGTON PCT 002	101	60	1
0299 WILMINGTON PCT 003	118	67	1
0300 WILTON PCT 001	56	18	1

VOTES PERCENT

RECORDER OF DEEDS

Vote for not more than 1  
01 = Karen A. Stuke1

76,763 100.00

-----  
01  
-----

0001 CHANNAHON PCT 001	182
0002 CHANNAHON PCT 002	230
0003 CHANNAHON PCT 003	216
0004 CHANNAHON PCT 004	212
0005 CHANNAHON PCT 005	201
0006 CRETE PCT 001	394
0007 CRETE PCT 002	295
0008 CRETE PCT 003	228
0009 CRETE PCT 004	331
0010 CRETE PCT 005	376
0011 CRETE PCT 006	273
0012 CRETE PCT 007	374
0013 CRETE PCT 008	317
0014 CRETE PCT 009	217
0015 CRETE PCT 010	158
0016 CRETE PCT 011	125
0017 CRETE PCT 012	204
0018 CUSTER PCT 001	124
0019 DU PAGE PCT 001	276
0020 DU PAGE PCT 002	186
0021 DU PAGE PCT 003	202
0022 DU PAGE PCT 004	217
0023 DU PAGE PCT 005	285
0024 DU PAGE PCT 006	283
0025 DU PAGE PCT 007	183
0026 DU PAGE PCT 008	350
0027 DU PAGE PCT 009	225
0028 DU PAGE PCT 010	391
0029 DU PAGE PCT 011	255
0030 DU PAGE PCT 012	344
0031 DU PAGE PCT 013	346
0032 DU PAGE PCT 014	292
0033 DU PAGE PCT 015	340
0034 DU PAGE PCT 016	388
0035 DU PAGE PCT 017	410
0036 DU PAGE PCT 018	314
0037 DU PAGE PCT 019	276
0038 DU PAGE PCT 020	328
0039 DU PAGE PCT 021	370
0040 DU PAGE PCT 022	342
0041 DU PAGE PCT 023	433
0042 DU PAGE PCT 024	280
0043 DU PAGE PCT 025	344
0044 DU PAGE PCT 026	297
0045 DU PAGE PCT 027	432
0046 DU PAGE PCT 028	372
0047 DU PAGE PCT 029	339
0048 DU PAGE PCT 030	348
0049 DU PAGE PCT 031	170
0050 DU PAGE PCT 032	323
0051 DU PAGE PCT 033	285
0052 DU PAGE PCT 034	182
0053 DU PAGE PCT 035	220
0054 DU PAGE PCT 036	306
0055 DU PAGE PCT 037	238

**City of Aurora results have been  
added to WHEATLAND PCT 001**

**For City of Aurora's precinct  
breakdown – refer to that  
section of this book**

VOTES PERCENT

RECORDER OF DEEDS

Vote for not more than 1  
 01 = Karen A. Stuke1

76,763 100.00

(CONTINUED FROM PREVIOUS PAGE) 01

0056 FLORENCE PCT 001	70
0057 FRANKFORT PCT 001	266
0058 FRANKFORT PCT 002	181
0059 FRANKFORT PCT 003	254
0060 FRANKFORT PCT 004	173
0061 FRANKFORT PCT 005	274
0062 FRANKFORT PCT 006	213
0063 FRANKFORT PCT 007	186
0064 FRANKFORT PCT 008	234
0065 FRANKFORT PCT 009	217
0066 FRANKFORT PCT 010	305
0067 FRANKFORT PCT 011	211
0068 FRANKFORT PCT 012	226
0069 FRANKFORT PCT 013	171
0070 FRANKFORT PCT 014	269
0071 FRANKFORT PCT 015	243
0072 FRANKFORT PCT 016	230
0073 FRANKFORT PCT 017	197
0074 FRANKFORT PCT 018	177
0075 FRANKFORT PCT 019	255
0076 FRANKFORT PCT 020	256
0077 FRANKFORT PCT 021	213
0078 FRANKFORT PCT 022	197
0079 FRANKFORT PCT 023	157
0080 FRANKFORT PCT 024	308
0081 FRANKFORT PCT 025	186
0082 FRANKFORT PCT 026	173
0083 FRANKFORT PCT 027	145
0084 FRANKFORT PCT 028	259
0085 GREEN GARDEN PCT 001	142
0086 GREEN GARDEN PCT 002	173
0087 HOMER PCT 001	162
0088 HOMER PCT 002	198
0089 HOMER PCT 003	191
0090 HOMER PCT 004	182
0091 HOMER PCT 005	148
0092 HOMER PCT 006	176
0093 HOMER PCT 007	193
0094 HOMER PCT 008	183
0095 HOMER PCT 009	187
0096 HOMER PCT 010	209
0097 HOMER PCT 011	202
0098 HOMER PCT 012	160
0099 HOMER PCT 013	149
0100 HOMER PCT 014	247
0101 HOMER PCT 015	274
0102 HOMER PCT 016	152
0103 HOMER PCT 017	163
0104 HOMER PCT 018	237
0105 JACKSON PCT 001	216
0106 JACKSON PCT 002	243
0107 JOLIET PCT 001	406
0108 JOLIET PCT 002	234
0109 JOLIET PCT 003	204
0110 JOLIET PCT 004	282

VOTES PERCENT

RECORDER OF DEEDS

Vote for not more than 1  
01 = Karen A. Stukel

76,763 100.00

(CONTINUED FROM PREVIOUS PAGE) 01

0111 JOLIET PCT 005	292
0112 JOLIET PCT 006	349
0113 JOLIET PCT 007	330
0114 JOLIET PCT 008	267
0115 JOLIET PCT 009	282
0116 JOLIET PCT 010	255
0117 JOLIET PCT 011	291
0118 JOLIET PCT 012	306
0119 JOLIET PCT 013	361
0120 JOLIET PCT 014	370
0121 JOLIET PCT 015	276
0122 JOLIET PCT 016	421
0123 JOLIET PCT 017	286
0124 JOLIET PCT 018	274
0125 JOLIET PCT 019	270
0126 JOLIET PCT 020	306
0127 JOLIET PCT 021	321
0128 JOLIET PCT 022	323
0129 JOLIET PCT 023	319
0130 JOLIET PCT 024	275
0131 JOLIET PCT 025	240
0132 JOLIET PCT 026	204
0133 JOLIET PCT 027	163
0134 JOLIET PCT 028	318
0135 JOLIET PCT 029	326
0136 JOLIET PCT 030	258
0137 JOLIET PCT 031	248
0138 JOLIET PCT 032	340
0139 JOLIET PCT 033	213
0140 JOLIET PCT 034	359
0141 JOLIET PCT 035	391
0142 JOLIET PCT 036	314
0143 JOLIET PCT 037	322
0144 LOCKPORT PCT 001	317
0145 LOCKPORT PCT 002	344
0146 LOCKPORT PCT 003	345
0147 LOCKPORT PCT 004	240
0148 LOCKPORT PCT 005	211
0149 LOCKPORT PCT 006	397
0150 LOCKPORT PCT 007	427
0151 LOCKPORT PCT 008	361
0152 LOCKPORT PCT 009	358
0153 LOCKPORT PCT 010	226
0154 LOCKPORT PCT 011	241
0155 LOCKPORT PCT 012	174
0156 LOCKPORT PCT 013	384
0157 LOCKPORT PCT 014	203
0158 LOCKPORT PCT 015	283
0159 LOCKPORT PCT 016	283
0160 LOCKPORT PCT 017	261
0161 LOCKPORT PCT 018	305
0162 LOCKPORT PCT 019	238
0163 LOCKPORT PCT 020	236
0164 LOCKPORT PCT 021	263
0165 LOCKPORT PCT 022	243

VOTES PERCENT

RECORDER OF DEEDS

Vote for not more than 1  
01 = Karen A. Stukel

76,763 100.00

(CONTINUED FROM PREVIOUS PAGE) 01

0166 LOCKPORT PCT 023	198
0167 LOCKPORT PCT 024	292
0168 MANHATTAN PCT 001	201
0169 MANHATTAN PCT 002	222
0170 MANHATTAN PCT 003	218
0171 MANHATTAN PCT 004	199
0172 MONEE PCT 001	315
0173 MONEE PCT 002	458
0174 MONEE PCT 003	254
0175 MONEE PCT 004	280
0176 MONEE PCT 005	410
0177 MONEE PCT 006	296
0178 MONEE PCT 007	489
0179 MONEE PCT 008	214
0180 NEW LENOX PCT 001	192
0181 NEW LENOX PCT 002	187
0182 NEW LENOX PCT 003	158
0183 NEW LENOX PCT 004	152
0184 NEW LENOX PCT 005	183
0185 NEW LENOX PCT 006	160
0186 NEW LENOX PCT 007	191
0187 NEW LENOX PCT 008	181
0188 NEW LENOX PCT 009	232
0189 NEW LENOX PCT 010	193
0190 NEW LENOX PCT 011	203
0191 NEW LENOX PCT 012	213
0192 NEW LENOX PCT 013	227
0193 NEW LENOX PCT 014	289
0194 NEW LENOX PCT 015	183
0195 NEW LENOX PCT 016	220
0196 NEW LENOX PCT 017	194
0197 NEW LENOX PCT 018	176
0198 NEW LENOX PCT 019	237
0199 NEW LENOX PCT 020	224
0200 PEOTONE PCT 001	196
0201 PEOTONE PCT 002	175
0202 PLAINFIELD PCT 001	239
0203 PLAINFIELD PCT 002	235
0204 PLAINFIELD PCT 003	184
0205 PLAINFIELD PCT 004	166
0206 PLAINFIELD PCT 005	271
0207 PLAINFIELD PCT 006	335
0208 PLAINFIELD PCT 007	340
0209 PLAINFIELD PCT 008	303
0210 PLAINFIELD PCT 009	215
0211 PLAINFIELD PCT 010	195
0212 PLAINFIELD PCT 011	136
0213 PLAINFIELD PCT 012	315
0214 PLAINFIELD PCT 013	275
0215 PLAINFIELD PCT 014	235
0216 PLAINFIELD PCT 015	229
0217 PLAINFIELD PCT 016	231
0218 PLAINFIELD PCT 017	292
0219 PLAINFIELD PCT 018	307
0220 PLAINFIELD PCT 019	257

VOTES PERCENT

RECORDER OF DEEDS

Vote for not more than 1  
01 = Karen A. Stuke1

76,763 100.00

(CONTINUED FROM PREVIOUS PAGE)

	-----	01
	-----	
0221 PLAINFIELD PCT 020		314
0222 PLAINFIELD PCT 021		183
0223 PLAINFIELD PCT 022		298
0224 PLAINFIELD PCT 023		234
0225 PLAINFIELD PCT 024		215
0226 PLAINFIELD PCT 025		257
0227 PLAINFIELD PCT 026		287
0228 PLAINFIELD PCT 027		346
0229 PLAINFIELD PCT 028		243
0230 PLAINFIELD PCT 029		218
0231 PLAINFIELD PCT 030		245
0232 PLAINFIELD PCT 031		244
0233 PLAINFIELD PCT 032		251
0234 PLAINFIELD PCT 033		258
0235 PLAINFIELD PCT 034		220
0236 PLAINFIELD PCT 035		277
0237 REED PCT 001		188
0238 REED PCT 002		183
0239 REED PCT 003		182
0240 TROY PCT 001		367
0241 TROY PCT 002		343
0242 TROY PCT 003		190
0243 TROY PCT 004		249
0244 TROY PCT 005		208
0245 TROY PCT 006		184
0246 TROY PCT 007		289
0247 TROY PCT 008		356
0248 TROY PCT 009		241
0249 TROY PCT 010		219
0250 TROY PCT 011		252
0251 TROY PCT 012		289
0252 TROY PCT 013		311
0253 TROY PCT 014		213
0254 TROY PCT 015		234
0255 TROY PCT 016		331
0256 TROY PCT 017		246
0257 TROY PCT 018		303
0258 TROY PCT 019		316
0259 TROY PCT 020		281
0260 TROY PCT 021		212
0261 TROY PCT 022		106
0262 WASHINGTON PCT 001		168
0263 WASHINGTON PCT 002		201
0264 WASHINGTON PCT 003		119
0265 WESLEY PCT 001		182
0266 WHEATLAND PCT 001		1456
0267 WHEATLAND PCT 002		230
0268 WHEATLAND PCT 003		202
0269 WHEATLAND PCT 004		365
0270 WHEATLAND PCT 005		200
0271 WHEATLAND PCT 006		240
0272 WHEATLAND PCT 007		214
0273 WHEATLAND PCT 008		200
0274 WHEATLAND PCT 009		289
0275 WHEATLAND PCT 010		212

VOTES PERCENT

RECORDER OF DEEDS

Vote for not more than 1  
01 = Karen A. Stukel

76,763 100.00

(CONTINUED FROM PREVIOUS PAGE) 01

0276 WHEATLAND PCT 011	230
0277 WHEATLAND PCT 012	229
0278 WHEATLAND PCT 013	195
0279 WHEATLAND PCT 014	174
0280 WHEATLAND PCT 015	181
0281 WHEATLAND PCT 016	219
0282 WHEATLAND PCT 017	253
0283 WHEATLAND PCT 018	210
0284 WHEATLAND PCT 019	323
0285 WHEATLAND PCT 020	148
0286 WHEATLAND PCT 021	197
0287 WHEATLAND PCT 022	354
0288 WHEATLAND PCT 023	305
0289 WHEATLAND PCT 024	153
0290 WHEATLAND PCT 025	258
0291 WHEATLAND PCT 026	214
0292 WHEATLAND PCT 027	369
0293 WHEATLAND PCT 028	260
0294 WHEATLAND PCT 029	289
0295 WHEATLAND PCT 030	244
0296 WILL PCT 001	123
0297 WILMINGTON PCT 001	189
0298 WILMINGTON PCT 002	159
0299 WILMINGTON PCT 003	183
0300 WILTON PCT 001	73

VOTES PERCENT

STATE'S ATTORNEY

Vote for not more than 1

01 = James W. Glasgow

77,531 100.00

-----  
01  
-----

0001 CHANNAHON PCT 001	187
0002 CHANNAHON PCT 002	238
0003 CHANNAHON PCT 003	217
0004 CHANNAHON PCT 004	216
0005 CHANNAHON PCT 005	204
0006 CRETE PCT 001	386
0007 CRETE PCT 002	293
0008 CRETE PCT 003	223
0009 CRETE PCT 004	327
0010 CRETE PCT 005	375
0011 CRETE PCT 006	275
0012 CRETE PCT 007	365
0013 CRETE PCT 008	309
0014 CRETE PCT 009	222
0015 CRETE PCT 010	161
0016 CRETE PCT 011	121
0017 CRETE PCT 012	202
0018 CUSTER PCT 001	120
0019 DU PAGE PCT 001	280
0020 DU PAGE PCT 002	189
0021 DU PAGE PCT 003	208
0022 DU PAGE PCT 004	220
0023 DU PAGE PCT 005	288
0024 DU PAGE PCT 006	287
0025 DU PAGE PCT 007	191
0026 DU PAGE PCT 008	357
0027 DU PAGE PCT 009	229
0028 DU PAGE PCT 010	393
0029 DU PAGE PCT 011	253
0030 DU PAGE PCT 012	350
0031 DU PAGE PCT 013	359
0032 DU PAGE PCT 014	288
0033 DU PAGE PCT 015	343
0034 DU PAGE PCT 016	392
0035 DU PAGE PCT 017	414
0036 DU PAGE PCT 018	315
0037 DU PAGE PCT 019	281
0038 DU PAGE PCT 020	333
0039 DU PAGE PCT 021	365
0040 DU PAGE PCT 022	348
0041 DU PAGE PCT 023	439
0042 DU PAGE PCT 024	278
0043 DU PAGE PCT 025	353
0044 DU PAGE PCT 026	300
0045 DU PAGE PCT 027	440
0046 DU PAGE PCT 028	377
0047 DU PAGE PCT 029	351
0048 DU PAGE PCT 030	352
0049 DU PAGE PCT 031	172
0050 DU PAGE PCT 032	323
0051 DU PAGE PCT 033	288
0052 DU PAGE PCT 034	185
0053 DU PAGE PCT 035	221
0054 DU PAGE PCT 036	314
0055 DU PAGE PCT 037	246

**City of Aurora results have been  
added to WHEATLAND PCT 001**

**For City of Aurora's precinct  
breakdown – refer to that  
section of this book**



VOTES PERCENT

STATE'S ATTORNEY

Vote for not more than 1

01 = James W. Glasgow

77,531 100.00

(CONTINUED FROM PREVIOUS PAGE) 01

0056 FLORENCE PCT 001	68
0057 FRANKFORT PCT 001	265
0058 FRANKFORT PCT 002	189
0059 FRANKFORT PCT 003	258
0060 FRANKFORT PCT 004	177
0061 FRANKFORT PCT 005	275
0062 FRANKFORT PCT 006	214
0063 FRANKFORT PCT 007	193
0064 FRANKFORT PCT 008	236
0065 FRANKFORT PCT 009	226
0066 FRANKFORT PCT 010	299
0067 FRANKFORT PCT 011	214
0068 FRANKFORT PCT 012	229
0069 FRANKFORT PCT 013	176
0070 FRANKFORT PCT 014	264
0071 FRANKFORT PCT 015	248
0072 FRANKFORT PCT 016	231
0073 FRANKFORT PCT 017	201
0074 FRANKFORT PCT 018	177
0075 FRANKFORT PCT 019	262
0076 FRANKFORT PCT 020	257
0077 FRANKFORT PCT 021	216
0078 FRANKFORT PCT 022	191
0079 FRANKFORT PCT 023	158
0080 FRANKFORT PCT 024	302
0081 FRANKFORT PCT 025	189
0082 FRANKFORT PCT 026	169
0083 FRANKFORT PCT 027	148
0084 FRANKFORT PCT 028	261
0085 GREEN GARDEN PCT 001	139
0086 GREEN GARDEN PCT 002	178
0087 HOMER PCT 001	167
0088 HOMER PCT 002	204
0089 HOMER PCT 003	190
0090 HOMER PCT 004	187
0091 HOMER PCT 005	152
0092 HOMER PCT 006	182
0093 HOMER PCT 007	197
0094 HOMER PCT 008	193
0095 HOMER PCT 009	185
0096 HOMER PCT 010	207
0097 HOMER PCT 011	211
0098 HOMER PCT 012	165
0099 HOMER PCT 013	151
0100 HOMER PCT 014	245
0101 HOMER PCT 015	275
0102 HOMER PCT 016	155
0103 HOMER PCT 017	165
0104 HOMER PCT 018	239
0105 JACKSON PCT 001	221
0106 JACKSON PCT 002	244
0107 JOLIET PCT 001	410
0108 JOLIET PCT 002	239
0109 JOLIET PCT 003	205
0110 JOLIET PCT 004	285

VOTES PERCENT

STATE'S ATTORNEY

Vote for not more than 1

01 = James W. Glasgow

77,531 100.00

(CONTINUED FROM PREVIOUS PAGE)

	-----
	01
	-----
0111 JOLIET PCT 005	294
0112 JOLIET PCT 006	352
0113 JOLIET PCT 007	334
0114 JOLIET PCT 008	261
0115 JOLIET PCT 009	289
0116 JOLIET PCT 010	259
0117 JOLIET PCT 011	300
0118 JOLIET PCT 012	297
0119 JOLIET PCT 013	367
0120 JOLIET PCT 014	372
0121 JOLIET PCT 015	275
0122 JOLIET PCT 016	416
0123 JOLIET PCT 017	295
0124 JOLIET PCT 018	285
0125 JOLIET PCT 019	280
0126 JOLIET PCT 020	308
0127 JOLIET PCT 021	325
0128 JOLIET PCT 022	330
0129 JOLIET PCT 023	334
0130 JOLIET PCT 024	273
0131 JOLIET PCT 025	246
0132 JOLIET PCT 026	202
0133 JOLIET PCT 027	165
0134 JOLIET PCT 028	324
0135 JOLIET PCT 029	327
0136 JOLIET PCT 030	261
0137 JOLIET PCT 031	251
0138 JOLIET PCT 032	344
0139 JOLIET PCT 033	216
0140 JOLIET PCT 034	368
0141 JOLIET PCT 035	394
0142 JOLIET PCT 036	315
0143 JOLIET PCT 037	318
0144 LOCKPORT PCT 001	318
0145 LOCKPORT PCT 002	352
0146 LOCKPORT PCT 003	354
0147 LOCKPORT PCT 004	243
0148 LOCKPORT PCT 005	215
0149 LOCKPORT PCT 006	405
0150 LOCKPORT PCT 007	426
0151 LOCKPORT PCT 008	357
0152 LOCKPORT PCT 009	370
0153 LOCKPORT PCT 010	226
0154 LOCKPORT PCT 011	239
0155 LOCKPORT PCT 012	175
0156 LOCKPORT PCT 013	396
0157 LOCKPORT PCT 014	202
0158 LOCKPORT PCT 015	285
0159 LOCKPORT PCT 016	288
0160 LOCKPORT PCT 017	265
0161 LOCKPORT PCT 018	316
0162 LOCKPORT PCT 019	236
0163 LOCKPORT PCT 020	237
0164 LOCKPORT PCT 021	260
0165 LOCKPORT PCT 022	236

VOTES PERCENT

STATE'S ATTORNEY

Vote for not more than 1

01 = James W. Glasgow

77,531 100.00

(CONTINUED FROM PREVIOUS PAGE)

	VOTES
0166 LOCKPORT PCT 023	211
0167 LOCKPORT PCT 024	301
0168 MANHATTAN PCT 001	206
0169 MANHATTAN PCT 002	230
0170 MANHATTAN PCT 003	215
0171 MANHATTAN PCT 004	207
0172 MONEE PCT 001	313
0173 MONEE PCT 002	455
0174 MONEE PCT 003	247
0175 MONEE PCT 004	279
0176 MONEE PCT 005	416
0177 MONEE PCT 006	300
0178 MONEE PCT 007	484
0179 MONEE PCT 008	211
0180 NEW LENOX PCT 001	192
0181 NEW LENOX PCT 002	194
0182 NEW LENOX PCT 003	156
0183 NEW LENOX PCT 004	152
0184 NEW LENOX PCT 005	193
0185 NEW LENOX PCT 006	162
0186 NEW LENOX PCT 007	193
0187 NEW LENOX PCT 008	184
0188 NEW LENOX PCT 009	238
0189 NEW LENOX PCT 010	194
0190 NEW LENOX PCT 011	203
0191 NEW LENOX PCT 012	213
0192 NEW LENOX PCT 013	226
0193 NEW LENOX PCT 014	285
0194 NEW LENOX PCT 015	184
0195 NEW LENOX PCT 016	218
0196 NEW LENOX PCT 017	197
0197 NEW LENOX PCT 018	185
0198 NEW LENOX PCT 019	246
0199 NEW LENOX PCT 020	228
0200 PEOTONE PCT 001	204
0201 PEOTONE PCT 002	174
0202 PLAINFIELD PCT 001	241
0203 PLAINFIELD PCT 002	240
0204 PLAINFIELD PCT 003	186
0205 PLAINFIELD PCT 004	161
0206 PLAINFIELD PCT 005	274
0207 PLAINFIELD PCT 006	333
0208 PLAINFIELD PCT 007	345
0209 PLAINFIELD PCT 008	307
0210 PLAINFIELD PCT 009	219
0211 PLAINFIELD PCT 010	196
0212 PLAINFIELD PCT 011	138
0213 PLAINFIELD PCT 012	321
0214 PLAINFIELD PCT 013	274
0215 PLAINFIELD PCT 014	238
0216 PLAINFIELD PCT 015	231
0217 PLAINFIELD PCT 016	235
0218 PLAINFIELD PCT 017	303
0219 PLAINFIELD PCT 018	310
0220 PLAINFIELD PCT 019	255

VOTES PERCENT

STATE'S ATTORNEY

Vote for not more than 1

01 = James W. Glasgow

77,531 100.00

(CONTINUED FROM PREVIOUS PAGE)

	-----
	01
	-----
0221 PLAINFIELD PCT 020	323
0222 PLAINFIELD PCT 021	190
0223 PLAINFIELD PCT 022	307
0224 PLAINFIELD PCT 023	234
0225 PLAINFIELD PCT 024	209
0226 PLAINFIELD PCT 025	260
0227 PLAINFIELD PCT 026	292
0228 PLAINFIELD PCT 027	355
0229 PLAINFIELD PCT 028	243
0230 PLAINFIELD PCT 029	219
0231 PLAINFIELD PCT 030	249
0232 PLAINFIELD PCT 031	247
0233 PLAINFIELD PCT 032	257
0234 PLAINFIELD PCT 033	261
0235 PLAINFIELD PCT 034	221
0236 PLAINFIELD PCT 035	277
0237 REED PCT 001	193
0238 REED PCT 002	183
0239 REED PCT 003	182
0240 TROY PCT 001	369
0241 TROY PCT 002	349
0242 TROY PCT 003	194
0243 TROY PCT 004	247
0244 TROY PCT 005	214
0245 TROY PCT 006	179
0246 TROY PCT 007	290
0247 TROY PCT 008	363
0248 TROY PCT 009	250
0249 TROY PCT 010	223
0250 TROY PCT 011	258
0251 TROY PCT 012	286
0252 TROY PCT 013	320
0253 TROY PCT 014	212
0254 TROY PCT 015	238
0255 TROY PCT 016	333
0256 TROY PCT 017	251
0257 TROY PCT 018	307
0258 TROY PCT 019	325
0259 TROY PCT 020	289
0260 TROY PCT 021	211
0261 TROY PCT 022	104
0262 WASHINGTON PCT 001	167
0263 WASHINGTON PCT 002	200
0264 WASHINGTON PCT 003	117
0265 WESLEY PCT 001	178
0266 WHEATLAND PCT 001	1473
0267 WHEATLAND PCT 002	233
0268 WHEATLAND PCT 003	204
0269 WHEATLAND PCT 004	367
0270 WHEATLAND PCT 005	206
0271 WHEATLAND PCT 006	243
0272 WHEATLAND PCT 007	221
0273 WHEATLAND PCT 008	207
0274 WHEATLAND PCT 009	295
0275 WHEATLAND PCT 010	217

VOTES PERCENT

STATE'S ATTORNEY

Vote for not more than 1  
 01 = James W. Glasgow

77,531 100.00

(CONTINUED FROM PREVIOUS PAGE) 01

0276 WHEATLAND PCT 011	230
0277 WHEATLAND PCT 012	238
0278 WHEATLAND PCT 013	198
0279 WHEATLAND PCT 014	178
0280 WHEATLAND PCT 015	184
0281 WHEATLAND PCT 016	216
0282 WHEATLAND PCT 017	256
0283 WHEATLAND PCT 018	215
0284 WHEATLAND PCT 019	326
0285 WHEATLAND PCT 020	147
0286 WHEATLAND PCT 021	195
0287 WHEATLAND PCT 022	356
0288 WHEATLAND PCT 023	304
0289 WHEATLAND PCT 024	151
0290 WHEATLAND PCT 025	264
0291 WHEATLAND PCT 026	214
0292 WHEATLAND PCT 027	370
0293 WHEATLAND PCT 028	257
0294 WHEATLAND PCT 029	295
0295 WHEATLAND PCT 030	249
0296 WILL PCT 001	123
0297 WILMINGTON PCT 001	181
0298 WILMINGTON PCT 002	159
0299 WILMINGTON PCT 003	184
0300 WILTON PCT 001	71

VOTES PERCENT

COUNTY AUDITOR

Vote for not more than 1

01 = Kevin "Duffy" Blackburn

76,039 100.00

-----  
01  
-----

0001 CHANNAHON PCT 001	177
0002 CHANNAHON PCT 002	230
0003 CHANNAHON PCT 003	209
0004 CHANNAHON PCT 004	215
0005 CHANNAHON PCT 005	196
0006 CRETE PCT 001	382
0007 CRETE PCT 002	289
0008 CRETE PCT 003	223
0009 CRETE PCT 004	320
0010 CRETE PCT 005	375
0011 CRETE PCT 006	270
0012 CRETE PCT 007	371
0013 CRETE PCT 008	306
0014 CRETE PCT 009	214
0015 CRETE PCT 010	150
0016 CRETE PCT 011	122
0017 CRETE PCT 012	199
0018 CUSTER PCT 001	119
0019 DU PAGE PCT 001	275
0020 DU PAGE PCT 002	183
0021 DU PAGE PCT 003	204
0022 DU PAGE PCT 004	216
0023 DU PAGE PCT 005	281
0024 DU PAGE PCT 006	286
0025 DU PAGE PCT 007	188
0026 DU PAGE PCT 008	351
0027 DU PAGE PCT 009	225
0028 DU PAGE PCT 010	385
0029 DU PAGE PCT 011	251
0030 DU PAGE PCT 012	345
0031 DU PAGE PCT 013	343
0032 DU PAGE PCT 014	285
0033 DU PAGE PCT 015	339
0034 DU PAGE PCT 016	389
0035 DU PAGE PCT 017	405
0036 DU PAGE PCT 018	308
0037 DU PAGE PCT 019	277
0038 DU PAGE PCT 020	326
0039 DU PAGE PCT 021	369
0040 DU PAGE PCT 022	339
0041 DU PAGE PCT 023	431
0042 DU PAGE PCT 024	281
0043 DU PAGE PCT 025	348
0044 DU PAGE PCT 026	297
0045 DU PAGE PCT 027	427
0046 DU PAGE PCT 028	372
0047 DU PAGE PCT 029	343
0048 DU PAGE PCT 030	346
0049 DU PAGE PCT 031	169
0050 DU PAGE PCT 032	318
0051 DU PAGE PCT 033	284
0052 DU PAGE PCT 034	180
0053 DU PAGE PCT 035	221
0054 DU PAGE PCT 036	305
0055 DU PAGE PCT 037	239

**City of Aurora results have been  
added to WHEATLAND PCT 001**

**For City of Aurora's precinct  
breakdown – refer to that  
section of this book**

VOTES PERCENT

COUNTY AUDITOR

Vote for not more than 1

01 = Kevin "Duffy" Blackburn

76,039 100.00

(CONTINUED FROM PREVIOUS PAGE) 01

0056 FLORENCE PCT 001	69
0057 FRANKFORT PCT 001	257
0058 FRANKFORT PCT 002	181
0059 FRANKFORT PCT 003	252
0060 FRANKFORT PCT 004	168
0061 FRANKFORT PCT 005	269
0062 FRANKFORT PCT 006	211
0063 FRANKFORT PCT 007	185
0064 FRANKFORT PCT 008	227
0065 FRANKFORT PCT 009	214
0066 FRANKFORT PCT 010	295
0067 FRANKFORT PCT 011	209
0068 FRANKFORT PCT 012	224
0069 FRANKFORT PCT 013	167
0070 FRANKFORT PCT 014	263
0071 FRANKFORT PCT 015	240
0072 FRANKFORT PCT 016	226
0073 FRANKFORT PCT 017	196
0074 FRANKFORT PCT 018	171
0075 FRANKFORT PCT 019	261
0076 FRANKFORT PCT 020	248
0077 FRANKFORT PCT 021	208
0078 FRANKFORT PCT 022	188
0079 FRANKFORT PCT 023	150
0080 FRANKFORT PCT 024	303
0081 FRANKFORT PCT 025	181
0082 FRANKFORT PCT 026	164
0083 FRANKFORT PCT 027	145
0084 FRANKFORT PCT 028	251
0085 GREEN GARDEN PCT 001	132
0086 GREEN GARDEN PCT 002	173
0087 HOMER PCT 001	160
0088 HOMER PCT 002	194
0089 HOMER PCT 003	186
0090 HOMER PCT 004	182
0091 HOMER PCT 005	146
0092 HOMER PCT 006	173
0093 HOMER PCT 007	192
0094 HOMER PCT 008	186
0095 HOMER PCT 009	181
0096 HOMER PCT 010	207
0097 HOMER PCT 011	196
0098 HOMER PCT 012	160
0099 HOMER PCT 013	147
0100 HOMER PCT 014	238
0101 HOMER PCT 015	267
0102 HOMER PCT 016	152
0103 HOMER PCT 017	163
0104 HOMER PCT 018	234
0105 JACKSON PCT 001	218
0106 JACKSON PCT 002	235
0107 JOLIET PCT 001	411
0108 JOLIET PCT 002	234
0109 JOLIET PCT 003	204
0110 JOLIET PCT 004	279

VOTES PERCENT

COUNTY AUDITOR

Vote for not more than 1

01 = Kevin "Duffy" Blackburn

76,039 100.00

(CONTINUED FROM PREVIOUS PAGE)

	-----	01
	-----	
0111 JOLIET PCT 005		292
0112 JOLIET PCT 006		346
0113 JOLIET PCT 007		328
0114 JOLIET PCT 008		264
0115 JOLIET PCT 009		288
0116 JOLIET PCT 010		256
0117 JOLIET PCT 011		296
0118 JOLIET PCT 012		300
0119 JOLIET PCT 013		357
0120 JOLIET PCT 014		366
0121 JOLIET PCT 015		269
0122 JOLIET PCT 016		411
0123 JOLIET PCT 017		289
0124 JOLIET PCT 018		281
0125 JOLIET PCT 019		276
0126 JOLIET PCT 020		309
0127 JOLIET PCT 021		322
0128 JOLIET PCT 022		323
0129 JOLIET PCT 023		324
0130 JOLIET PCT 024		272
0131 JOLIET PCT 025		237
0132 JOLIET PCT 026		201
0133 JOLIET PCT 027		165
0134 JOLIET PCT 028		313
0135 JOLIET PCT 029		318
0136 JOLIET PCT 030		257
0137 JOLIET PCT 031		247
0138 JOLIET PCT 032		330
0139 JOLIET PCT 033		211
0140 JOLIET PCT 034		355
0141 JOLIET PCT 035		376
0142 JOLIET PCT 036		305
0143 JOLIET PCT 037		311
0144 LOCKPORT PCT 001		309
0145 LOCKPORT PCT 002		340
0146 LOCKPORT PCT 003		347
0147 LOCKPORT PCT 004		243
0148 LOCKPORT PCT 005		209
0149 LOCKPORT PCT 006		398
0150 LOCKPORT PCT 007		421
0151 LOCKPORT PCT 008		360
0152 LOCKPORT PCT 009		356
0153 LOCKPORT PCT 010		225
0154 LOCKPORT PCT 011		233
0155 LOCKPORT PCT 012		170
0156 LOCKPORT PCT 013		384
0157 LOCKPORT PCT 014		202
0158 LOCKPORT PCT 015		281
0159 LOCKPORT PCT 016		287
0160 LOCKPORT PCT 017		262
0161 LOCKPORT PCT 018		301
0162 LOCKPORT PCT 019		237
0163 LOCKPORT PCT 020		233
0164 LOCKPORT PCT 021		256
0165 LOCKPORT PCT 022		242



VOTES PERCENT

COUNTY AUDITOR

Vote for not more than 1

01 = Kevin "Duffy" Blackburn

76,039 100.00

(CONTINUED FROM PREVIOUS PAGE)

	-----	01
	-----	
0166 LOCKPORT PCT 023		200
0167 LOCKPORT PCT 024		290
0168 MANHATTAN PCT 001		198
0169 MANHATTAN PCT 002		218
0170 MANHATTAN PCT 003		212
0171 MANHATTAN PCT 004		202
0172 MONEE PCT 001		314
0173 MONEE PCT 002		453
0174 MONEE PCT 003		244
0175 MONEE PCT 004		275
0176 MONEE PCT 005		411
0177 MONEE PCT 006		296
0178 MONEE PCT 007		490
0179 MONEE PCT 008		210
0180 NEW LENOX PCT 001		188
0181 NEW LENOX PCT 002		185
0182 NEW LENOX PCT 003		155
0183 NEW LENOX PCT 004		150
0184 NEW LENOX PCT 005		182
0185 NEW LENOX PCT 006		158
0186 NEW LENOX PCT 007		188
0187 NEW LENOX PCT 008		178
0188 NEW LENOX PCT 009		231
0189 NEW LENOX PCT 010		192
0190 NEW LENOX PCT 011		203
0191 NEW LENOX PCT 012		204
0192 NEW LENOX PCT 013		221
0193 NEW LENOX PCT 014		285
0194 NEW LENOX PCT 015		183
0195 NEW LENOX PCT 016		217
0196 NEW LENOX PCT 017		193
0197 NEW LENOX PCT 018		172
0198 NEW LENOX PCT 019		235
0199 NEW LENOX PCT 020		219
0200 PEOTONE PCT 001		199
0201 PEOTONE PCT 002		172
0202 PLAINFIELD PCT 001		237
0203 PLAINFIELD PCT 002		233
0204 PLAINFIELD PCT 003		180
0205 PLAINFIELD PCT 004		165
0206 PLAINFIELD PCT 005		267
0207 PLAINFIELD PCT 006		330
0208 PLAINFIELD PCT 007		341
0209 PLAINFIELD PCT 008		303
0210 PLAINFIELD PCT 009		209
0211 PLAINFIELD PCT 010		193
0212 PLAINFIELD PCT 011		137
0213 PLAINFIELD PCT 012		311
0214 PLAINFIELD PCT 013		274
0215 PLAINFIELD PCT 014		232
0216 PLAINFIELD PCT 015		225
0217 PLAINFIELD PCT 016		226
0218 PLAINFIELD PCT 017		288
0219 PLAINFIELD PCT 018		309
0220 PLAINFIELD PCT 019		252

VOTES PERCENT

COUNTY AUDITOR

Vote for not more than 1

01 = Kevin "Duffy" Blackburn

76,039 100.00

(CONTINUED FROM PREVIOUS PAGE)

-----  
 01  
 -----

0221 PLAINFIELD PCT 020	313
0222 PLAINFIELD PCT 021	184
0223 PLAINFIELD PCT 022	299
0224 PLAINFIELD PCT 023	234
0225 PLAINFIELD PCT 024	210
0226 PLAINFIELD PCT 025	256
0227 PLAINFIELD PCT 026	281
0228 PLAINFIELD PCT 027	345
0229 PLAINFIELD PCT 028	236
0230 PLAINFIELD PCT 029	214
0231 PLAINFIELD PCT 030	244
0232 PLAINFIELD PCT 031	242
0233 PLAINFIELD PCT 032	253
0234 PLAINFIELD PCT 033	253
0235 PLAINFIELD PCT 034	218
0236 PLAINFIELD PCT 035	275
0237 REED PCT 001	186
0238 REED PCT 002	181
0239 REED PCT 003	181
0240 TROY PCT 001	364
0241 TROY PCT 002	340
0242 TROY PCT 003	183
0243 TROY PCT 004	245
0244 TROY PCT 005	207
0245 TROY PCT 006	177
0246 TROY PCT 007	278
0247 TROY PCT 008	356
0248 TROY PCT 009	240
0249 TROY PCT 010	217
0250 TROY PCT 011	249
0251 TROY PCT 012	293
0252 TROY PCT 013	310
0253 TROY PCT 014	207
0254 TROY PCT 015	233
0255 TROY PCT 016	325
0256 TROY PCT 017	242
0257 TROY PCT 018	305
0258 TROY PCT 019	309
0259 TROY PCT 020	281
0260 TROY PCT 021	210
0261 TROY PCT 022	105
0262 WASHINGTON PCT 001	163
0263 WASHINGTON PCT 002	197
0264 WASHINGTON PCT 003	118
0265 WESLEY PCT 001	177
0266 WHEATLAND PCT 001	1450
0267 WHEATLAND PCT 002	230
0268 WHEATLAND PCT 003	202
0269 WHEATLAND PCT 004	362
0270 WHEATLAND PCT 005	200
0271 WHEATLAND PCT 006	244
0272 WHEATLAND PCT 007	218
0273 WHEATLAND PCT 008	197
0274 WHEATLAND PCT 009	288
0275 WHEATLAND PCT 010	216

VOTES PERCENT

COUNTY AUDITOR

Vote for not more than 1

01 = Kevin "Duffy" Blackburn

76,039 100.00

(CONTINUED FROM PREVIOUS PAGE)

-----  
01  
-----

0276 WHEATLAND PCT 011	232
0277 WHEATLAND PCT 012	231
0278 WHEATLAND PCT 013	192
0279 WHEATLAND PCT 014	175
0280 WHEATLAND PCT 015	184
0281 WHEATLAND PCT 016	216
0282 WHEATLAND PCT 017	253
0283 WHEATLAND PCT 018	216
0284 WHEATLAND PCT 019	324
0285 WHEATLAND PCT 020	146
0286 WHEATLAND PCT 021	193
0287 WHEATLAND PCT 022	357
0288 WHEATLAND PCT 023	296
0289 WHEATLAND PCT 024	152
0290 WHEATLAND PCT 025	255
0291 WHEATLAND PCT 026	209
0292 WHEATLAND PCT 027	372
0293 WHEATLAND PCT 028	252
0294 WHEATLAND PCT 029	292
0295 WHEATLAND PCT 030	237
0296 WILL PCT 001	118
0297 WILMINGTON PCT 001	188
0298 WILMINGTON PCT 002	159
0299 WILMINGTON PCT 003	180
0300 WILTON PCT 001	70

---

VOTES PERCENT

CORONER

Vote for not more than 1  
01 = Patrick K. O'Neil

77,959 100.00

-----  
01  
-----

0001 CHANNAHON PCT 001	187
0002 CHANNAHON PCT 002	241
0003 CHANNAHON PCT 003	214
0004 CHANNAHON PCT 004	219
0005 CHANNAHON PCT 005	204
0006 CRETE PCT 001	391
0007 CRETE PCT 002	295
0008 CRETE PCT 003	226
0009 CRETE PCT 004	324
0010 CRETE PCT 005	374
0011 CRETE PCT 006	272
0012 CRETE PCT 007	374
0013 CRETE PCT 008	315
0014 CRETE PCT 009	215
0015 CRETE PCT 010	160
0016 CRETE PCT 011	124
0017 CRETE PCT 012	208
0018 CUSTER PCT 001	122
0019 DU PAGE PCT 001	278
0020 DU PAGE PCT 002	190
0021 DU PAGE PCT 003	206
0022 DU PAGE PCT 004	218
0023 DU PAGE PCT 005	285
0024 DU PAGE PCT 006	290
0025 DU PAGE PCT 007	188
0026 DU PAGE PCT 008	358
0027 DU PAGE PCT 009	227
0028 DU PAGE PCT 010	397
0029 DU PAGE PCT 011	255
0030 DU PAGE PCT 012	352
0031 DU PAGE PCT 013	356
0032 DU PAGE PCT 014	288
0033 DU PAGE PCT 015	342
0034 DU PAGE PCT 016	392
0035 DU PAGE PCT 017	409
0036 DU PAGE PCT 018	314
0037 DU PAGE PCT 019	280
0038 DU PAGE PCT 020	334
0039 DU PAGE PCT 021	378
0040 DU PAGE PCT 022	349
0041 DU PAGE PCT 023	439
0042 DU PAGE PCT 024	283
0043 DU PAGE PCT 025	355
0044 DU PAGE PCT 026	301
0045 DU PAGE PCT 027	435
0046 DU PAGE PCT 028	371
0047 DU PAGE PCT 029	344
0048 DU PAGE PCT 030	351
0049 DU PAGE PCT 031	171
0050 DU PAGE PCT 032	327
0051 DU PAGE PCT 033	292
0052 DU PAGE PCT 034	183
0053 DU PAGE PCT 035	224
0054 DU PAGE PCT 036	316
0055 DU PAGE PCT 037	244

**City of Aurora results have been  
added to WHEATLAND PCT 001**

**For City of Aurora's precinct  
breakdown – refer to that  
section of this book**

VOTES PERCENT

CORONER

Vote for not more than 1  
 01 = Patrick K. O'Neil

77,959 100.00

(CONTINUED FROM PREVIOUS PAGE) 01

0056 FLORENCE PCT 001	72
0057 FRANKFORT PCT 001	271
0058 FRANKFORT PCT 002	184
0059 FRANKFORT PCT 003	253
0060 FRANKFORT PCT 004	174
0061 FRANKFORT PCT 005	274
0062 FRANKFORT PCT 006	215
0063 FRANKFORT PCT 007	193
0064 FRANKFORT PCT 008	233
0065 FRANKFORT PCT 009	219
0066 FRANKFORT PCT 010	304
0067 FRANKFORT PCT 011	213
0068 FRANKFORT PCT 012	226
0069 FRANKFORT PCT 013	176
0070 FRANKFORT PCT 014	274
0071 FRANKFORT PCT 015	243
0072 FRANKFORT PCT 016	232
0073 FRANKFORT PCT 017	201
0074 FRANKFORT PCT 018	176
0075 FRANKFORT PCT 019	264
0076 FRANKFORT PCT 020	248
0077 FRANKFORT PCT 021	217
0078 FRANKFORT PCT 022	197
0079 FRANKFORT PCT 023	157
0080 FRANKFORT PCT 024	310
0081 FRANKFORT PCT 025	191
0082 FRANKFORT PCT 026	168
0083 FRANKFORT PCT 027	149
0084 FRANKFORT PCT 028	260
0085 GREEN GARDEN PCT 001	141
0086 GREEN GARDEN PCT 002	177
0087 HOMER PCT 001	163
0088 HOMER PCT 002	201
0089 HOMER PCT 003	194
0090 HOMER PCT 004	186
0091 HOMER PCT 005	152
0092 HOMER PCT 006	181
0093 HOMER PCT 007	193
0094 HOMER PCT 008	190
0095 HOMER PCT 009	189
0096 HOMER PCT 010	211
0097 HOMER PCT 011	207
0098 HOMER PCT 012	167
0099 HOMER PCT 013	153
0100 HOMER PCT 014	250
0101 HOMER PCT 015	282
0102 HOMER PCT 016	161
0103 HOMER PCT 017	166
0104 HOMER PCT 018	242
0105 JACKSON PCT 001	226
0106 JACKSON PCT 002	252
0107 JOLIET PCT 001	419
0108 JOLIET PCT 002	236
0109 JOLIET PCT 003	210
0110 JOLIET PCT 004	287

VOTES PERCENT

CORONER

Vote for not more than 1

01 = Patrick K. O'Neil

77,959 100.00

(CONTINUED FROM PREVIOUS PAGE)

-----  
 01  
 -----

0111 JOLIET PCT 005	311
0112 JOLIET PCT 006	362
0113 JOLIET PCT 007	342
0114 JOLIET PCT 008	268
0115 JOLIET PCT 009	290
0116 JOLIET PCT 010	257
0117 JOLIET PCT 011	294
0118 JOLIET PCT 012	307
0119 JOLIET PCT 013	367
0120 JOLIET PCT 014	374
0121 JOLIET PCT 015	277
0122 JOLIET PCT 016	433
0123 JOLIET PCT 017	301
0124 JOLIET PCT 018	290
0125 JOLIET PCT 019	275
0126 JOLIET PCT 020	317
0127 JOLIET PCT 021	329
0128 JOLIET PCT 022	341
0129 JOLIET PCT 023	331
0130 JOLIET PCT 024	278
0131 JOLIET PCT 025	242
0132 JOLIET PCT 026	208
0133 JOLIET PCT 027	167
0134 JOLIET PCT 028	328
0135 JOLIET PCT 029	325
0136 JOLIET PCT 030	263
0137 JOLIET PCT 031	259
0138 JOLIET PCT 032	342
0139 JOLIET PCT 033	222
0140 JOLIET PCT 034	368
0141 JOLIET PCT 035	392
0142 JOLIET PCT 036	317
0143 JOLIET PCT 037	327
0144 LOCKPORT PCT 001	317
0145 LOCKPORT PCT 002	349
0146 LOCKPORT PCT 003	352
0147 LOCKPORT PCT 004	244
0148 LOCKPORT PCT 005	218
0149 LOCKPORT PCT 006	407
0150 LOCKPORT PCT 007	427
0151 LOCKPORT PCT 008	364
0152 LOCKPORT PCT 009	366
0153 LOCKPORT PCT 010	231
0154 LOCKPORT PCT 011	249
0155 LOCKPORT PCT 012	185
0156 LOCKPORT PCT 013	395
0157 LOCKPORT PCT 014	210
0158 LOCKPORT PCT 015	288
0159 LOCKPORT PCT 016	293
0160 LOCKPORT PCT 017	280
0161 LOCKPORT PCT 018	318
0162 LOCKPORT PCT 019	242
0163 LOCKPORT PCT 020	238
0164 LOCKPORT PCT 021	266
0165 LOCKPORT PCT 022	251

VOTES PERCENT

CORONER

Vote for not more than 1  
01 = Patrick K. O'Neil

77,959 100.00

(CONTINUED FROM PREVIOUS PAGE) 01

0166 LOCKPORT PCT 023	213
0167 LOCKPORT PCT 024	312
0168 MANHATTAN PCT 001	206
0169 MANHATTAN PCT 002	231
0170 MANHATTAN PCT 003	221
0171 MANHATTAN PCT 004	206
0172 MONEE PCT 001	328
0173 MONEE PCT 002	457
0174 MONEE PCT 003	251
0175 MONEE PCT 004	277
0176 MONEE PCT 005	424
0177 MONEE PCT 006	304
0178 MONEE PCT 007	494
0179 MONEE PCT 008	216
0180 NEW LENOX PCT 001	194
0181 NEW LENOX PCT 002	191
0182 NEW LENOX PCT 003	160
0183 NEW LENOX PCT 004	154
0184 NEW LENOX PCT 005	193
0185 NEW LENOX PCT 006	160
0186 NEW LENOX PCT 007	190
0187 NEW LENOX PCT 008	184
0188 NEW LENOX PCT 009	242
0189 NEW LENOX PCT 010	194
0190 NEW LENOX PCT 011	213
0191 NEW LENOX PCT 012	210
0192 NEW LENOX PCT 013	231
0193 NEW LENOX PCT 014	289
0194 NEW LENOX PCT 015	190
0195 NEW LENOX PCT 016	220
0196 NEW LENOX PCT 017	194
0197 NEW LENOX PCT 018	179
0198 NEW LENOX PCT 019	240
0199 NEW LENOX PCT 020	230
0200 PEOTONE PCT 001	201
0201 PEOTONE PCT 002	176
0202 PLAINFIELD PCT 001	240
0203 PLAINFIELD PCT 002	239
0204 PLAINFIELD PCT 003	186
0205 PLAINFIELD PCT 004	168
0206 PLAINFIELD PCT 005	272
0207 PLAINFIELD PCT 006	337
0208 PLAINFIELD PCT 007	343
0209 PLAINFIELD PCT 008	305
0210 PLAINFIELD PCT 009	214
0211 PLAINFIELD PCT 010	197
0212 PLAINFIELD PCT 011	140
0213 PLAINFIELD PCT 012	322
0214 PLAINFIELD PCT 013	279
0215 PLAINFIELD PCT 014	237
0216 PLAINFIELD PCT 015	229
0217 PLAINFIELD PCT 016	230
0218 PLAINFIELD PCT 017	297
0219 PLAINFIELD PCT 018	315
0220 PLAINFIELD PCT 019	257

VOTES PERCENT

CORONER

Vote for not more than 1  
 01 = Patrick K. O'Neil

77,959 100.00

(CONTINUED FROM PREVIOUS PAGE) 01

0221 PLAINFIELD PCT 020	323
0222 PLAINFIELD PCT 021	188
0223 PLAINFIELD PCT 022	307
0224 PLAINFIELD PCT 023	240
0225 PLAINFIELD PCT 024	216
0226 PLAINFIELD PCT 025	263
0227 PLAINFIELD PCT 026	289
0228 PLAINFIELD PCT 027	353
0229 PLAINFIELD PCT 028	243
0230 PLAINFIELD PCT 029	220
0231 PLAINFIELD PCT 030	250
0232 PLAINFIELD PCT 031	246
0233 PLAINFIELD PCT 032	256
0234 PLAINFIELD PCT 033	262
0235 PLAINFIELD PCT 034	226
0236 PLAINFIELD PCT 035	279
0237 REED PCT 001	192
0238 REED PCT 002	188
0239 REED PCT 003	183
0240 TROY PCT 001	372
0241 TROY PCT 002	348
0242 TROY PCT 003	191
0243 TROY PCT 004	252
0244 TROY PCT 005	214
0245 TROY PCT 006	185
0246 TROY PCT 007	297
0247 TROY PCT 008	364
0248 TROY PCT 009	248
0249 TROY PCT 010	228
0250 TROY PCT 011	254
0251 TROY PCT 012	299
0252 TROY PCT 013	320
0253 TROY PCT 014	220
0254 TROY PCT 015	244
0255 TROY PCT 016	335
0256 TROY PCT 017	249
0257 TROY PCT 018	310
0258 TROY PCT 019	319
0259 TROY PCT 020	283
0260 TROY PCT 021	216
0261 TROY PCT 022	108
0262 WASHINGTON PCT 001	171
0263 WASHINGTON PCT 002	197
0264 WASHINGTON PCT 003	116
0265 WESLEY PCT 001	180
0266 WHEATLAND PCT 001	1467
0267 WHEATLAND PCT 002	233
0268 WHEATLAND PCT 003	204
0269 WHEATLAND PCT 004	365
0270 WHEATLAND PCT 005	202
0271 WHEATLAND PCT 006	243
0272 WHEATLAND PCT 007	218
0273 WHEATLAND PCT 008	200
0274 WHEATLAND PCT 009	294
0275 WHEATLAND PCT 010	219



VOTES PERCENT

CORONER

Vote for not more than 1  
 01 = Patrick K. O'Neil

77,959 100.00

(CONTINUED FROM PREVIOUS PAGE) 01

0276 WHEATLAND PCT 011	232
0277 WHEATLAND PCT 012	233
0278 WHEATLAND PCT 013	194
0279 WHEATLAND PCT 014	180
0280 WHEATLAND PCT 015	185
0281 WHEATLAND PCT 016	218
0282 WHEATLAND PCT 017	259
0283 WHEATLAND PCT 018	215
0284 WHEATLAND PCT 019	325
0285 WHEATLAND PCT 020	149
0286 WHEATLAND PCT 021	195
0287 WHEATLAND PCT 022	357
0288 WHEATLAND PCT 023	296
0289 WHEATLAND PCT 024	153
0290 WHEATLAND PCT 025	259
0291 WHEATLAND PCT 026	217
0292 WHEATLAND PCT 027	372
0293 WHEATLAND PCT 028	260
0294 WHEATLAND PCT 029	292
0295 WHEATLAND PCT 030	244
0296 WILL PCT 001	125
0297 WILMINGTON PCT 001	193
0298 WILMINGTON PCT 002	166
0299 WILMINGTON PCT 003	186
0300 WILTON PCT 001	72

---

VOTES PERCENT

CHIEF EXECUTIVE OFFICER

Vote for not more than 1

01 = Lawrence M. "Larry" Walsh

74,679 100.00

-----  
01  
-----

0001 CHANNAHON PCT 001	176
0002 CHANNAHON PCT 002	241
0003 CHANNAHON PCT 003	210
0004 CHANNAHON PCT 004	206
0005 CHANNAHON PCT 005	191
0006 CRETE PCT 001	376
0007 CRETE PCT 002	288
0008 CRETE PCT 003	222
0009 CRETE PCT 004	327
0010 CRETE PCT 005	372
0011 CRETE PCT 006	261
0012 CRETE PCT 007	348
0013 CRETE PCT 008	307
0014 CRETE PCT 009	213
0015 CRETE PCT 010	156
0016 CRETE PCT 011	111
0017 CRETE PCT 012	202
0018 CUSTER PCT 001	113
0019 DU PAGE PCT 001	274
0020 DU PAGE PCT 002	181
0021 DU PAGE PCT 003	192
0022 DU PAGE PCT 004	210
0023 DU PAGE PCT 005	281
0024 DU PAGE PCT 006	270
0025 DU PAGE PCT 007	184
0026 DU PAGE PCT 008	365
0027 DU PAGE PCT 009	227
0028 DU PAGE PCT 010	390
0029 DU PAGE PCT 011	246
0030 DU PAGE PCT 012	330
0031 DU PAGE PCT 013	325
0032 DU PAGE PCT 014	288
0033 DU PAGE PCT 015	335
0034 DU PAGE PCT 016	392
0035 DU PAGE PCT 017	385
0036 DU PAGE PCT 018	292
0037 DU PAGE PCT 019	267
0038 DU PAGE PCT 020	314
0039 DU PAGE PCT 021	354
0040 DU PAGE PCT 022	341
0041 DU PAGE PCT 023	420
0042 DU PAGE PCT 024	273
0043 DU PAGE PCT 025	335
0044 DU PAGE PCT 026	283
0045 DU PAGE PCT 027	420
0046 DU PAGE PCT 028	376
0047 DU PAGE PCT 029	344
0048 DU PAGE PCT 030	331
0049 DU PAGE PCT 031	170
0050 DU PAGE PCT 032	315
0051 DU PAGE PCT 033	266
0052 DU PAGE PCT 034	174
0053 DU PAGE PCT 035	214
0054 DU PAGE PCT 036	291
0055 DU PAGE PCT 037	237

**City of Aurora results have been  
added to WHEATLAND PCT 001**

**For City of Aurora's precinct  
breakdown – refer to that  
section of this book**

VOTES PERCENT

CHIEF EXECUTIVE OFFICER

Vote for not more than 1

01 = Lawrence M. "Larry" Walsh

74,679 100.00

(CONTINUED FROM PREVIOUS PAGE) 01

0056 FLORENCE PCT 001	69
0057 FRANKFORT PCT 001	250
0058 FRANKFORT PCT 002	174
0059 FRANKFORT PCT 003	236
0060 FRANKFORT PCT 004	168
0061 FRANKFORT PCT 005	261
0062 FRANKFORT PCT 006	206
0063 FRANKFORT PCT 007	187
0064 FRANKFORT PCT 008	220
0065 FRANKFORT PCT 009	214
0066 FRANKFORT PCT 010	294
0067 FRANKFORT PCT 011	196
0068 FRANKFORT PCT 012	218
0069 FRANKFORT PCT 013	162
0070 FRANKFORT PCT 014	252
0071 FRANKFORT PCT 015	233
0072 FRANKFORT PCT 016	218
0073 FRANKFORT PCT 017	191
0074 FRANKFORT PCT 018	175
0075 FRANKFORT PCT 019	248
0076 FRANKFORT PCT 020	245
0077 FRANKFORT PCT 021	201
0078 FRANKFORT PCT 022	195
0079 FRANKFORT PCT 023	151
0080 FRANKFORT PCT 024	287
0081 FRANKFORT PCT 025	183
0082 FRANKFORT PCT 026	162
0083 FRANKFORT PCT 027	144
0084 FRANKFORT PCT 028	241
0085 GREEN GARDEN PCT 001	142
0086 GREEN GARDEN PCT 002	163
0087 HOMER PCT 001	153
0088 HOMER PCT 002	187
0089 HOMER PCT 003	178
0090 HOMER PCT 004	176
0091 HOMER PCT 005	135
0092 HOMER PCT 006	175
0093 HOMER PCT 007	184
0094 HOMER PCT 008	190
0095 HOMER PCT 009	180
0096 HOMER PCT 010	203
0097 HOMER PCT 011	199
0098 HOMER PCT 012	150
0099 HOMER PCT 013	136
0100 HOMER PCT 014	237
0101 HOMER PCT 015	281
0102 HOMER PCT 016	152
0103 HOMER PCT 017	158
0104 HOMER PCT 018	229
0105 JACKSON PCT 001	215
0106 JACKSON PCT 002	237
0107 JOLIET PCT 001	380
0108 JOLIET PCT 002	230
0109 JOLIET PCT 003	203
0110 JOLIET PCT 004	261

VOTES PERCENT

CHIEF EXECUTIVE OFFICER

Vote for not more than 1

01 = Lawrence M. "Larry" Walsh

74,679 100.00

(CONTINUED FROM PREVIOUS PAGE) 01

0111 JOLIET PCT 005	274
0112 JOLIET PCT 006	353
0113 JOLIET PCT 007	322
0114 JOLIET PCT 008	269
0115 JOLIET PCT 009	283
0116 JOLIET PCT 010	247
0117 JOLIET PCT 011	282
0118 JOLIET PCT 012	289
0119 JOLIET PCT 013	327
0120 JOLIET PCT 014	353
0121 JOLIET PCT 015	260
0122 JOLIET PCT 016	391
0123 JOLIET PCT 017	281
0124 JOLIET PCT 018	261
0125 JOLIET PCT 019	260
0126 JOLIET PCT 020	297
0127 JOLIET PCT 021	318
0128 JOLIET PCT 022	327
0129 JOLIET PCT 023	303
0130 JOLIET PCT 024	247
0131 JOLIET PCT 025	226
0132 JOLIET PCT 026	194
0133 JOLIET PCT 027	167
0134 JOLIET PCT 028	316
0135 JOLIET PCT 029	316
0136 JOLIET PCT 030	262
0137 JOLIET PCT 031	232
0138 JOLIET PCT 032	336
0139 JOLIET PCT 033	201
0140 JOLIET PCT 034	362
0141 JOLIET PCT 035	388
0142 JOLIET PCT 036	308
0143 JOLIET PCT 037	313
0144 LOCKPORT PCT 001	306
0145 LOCKPORT PCT 002	327
0146 LOCKPORT PCT 003	336
0147 LOCKPORT PCT 004	241
0148 LOCKPORT PCT 005	209
0149 LOCKPORT PCT 006	386
0150 LOCKPORT PCT 007	405
0151 LOCKPORT PCT 008	340
0152 LOCKPORT PCT 009	349
0153 LOCKPORT PCT 010	226
0154 LOCKPORT PCT 011	232
0155 LOCKPORT PCT 012	172
0156 LOCKPORT PCT 013	389
0157 LOCKPORT PCT 014	201
0158 LOCKPORT PCT 015	265
0159 LOCKPORT PCT 016	279
0160 LOCKPORT PCT 017	264
0161 LOCKPORT PCT 018	302
0162 LOCKPORT PCT 019	233
0163 LOCKPORT PCT 020	217
0164 LOCKPORT PCT 021	253
0165 LOCKPORT PCT 022	237

VOTES PERCENT

CHIEF EXECUTIVE OFFICER

Vote for not more than 1

01 = Lawrence M. "Larry" Walsh

74,679 100.00

(CONTINUED FROM PREVIOUS PAGE) 01

0166 LOCKPORT PCT 023	205
0167 LOCKPORT PCT 024	292
0168 MANHATTAN PCT 001	201
0169 MANHATTAN PCT 002	220
0170 MANHATTAN PCT 003	219
0171 MANHATTAN PCT 004	198
0172 MONEE PCT 001	306
0173 MONEE PCT 002	445
0174 MONEE PCT 003	241
0175 MONEE PCT 004	276
0176 MONEE PCT 005	394
0177 MONEE PCT 006	290
0178 MONEE PCT 007	467
0179 MONEE PCT 008	211
0180 NEW LENOX PCT 001	185
0181 NEW LENOX PCT 002	193
0182 NEW LENOX PCT 003	149
0183 NEW LENOX PCT 004	140
0184 NEW LENOX PCT 005	184
0185 NEW LENOX PCT 006	162
0186 NEW LENOX PCT 007	181
0187 NEW LENOX PCT 008	168
0188 NEW LENOX PCT 009	226
0189 NEW LENOX PCT 010	195
0190 NEW LENOX PCT 011	195
0191 NEW LENOX PCT 012	202
0192 NEW LENOX PCT 013	221
0193 NEW LENOX PCT 014	284
0194 NEW LENOX PCT 015	177
0195 NEW LENOX PCT 016	212
0196 NEW LENOX PCT 017	185
0197 NEW LENOX PCT 018	172
0198 NEW LENOX PCT 019	236
0199 NEW LENOX PCT 020	211
0200 PEOTONE PCT 001	202
0201 PEOTONE PCT 002	179
0202 PLAINFIELD PCT 001	234
0203 PLAINFIELD PCT 002	228
0204 PLAINFIELD PCT 003	181
0205 PLAINFIELD PCT 004	162
0206 PLAINFIELD PCT 005	262
0207 PLAINFIELD PCT 006	330
0208 PLAINFIELD PCT 007	338
0209 PLAINFIELD PCT 008	293
0210 PLAINFIELD PCT 009	204
0211 PLAINFIELD PCT 010	188
0212 PLAINFIELD PCT 011	142
0213 PLAINFIELD PCT 012	296
0214 PLAINFIELD PCT 013	271
0215 PLAINFIELD PCT 014	235
0216 PLAINFIELD PCT 015	224
0217 PLAINFIELD PCT 016	226
0218 PLAINFIELD PCT 017	273
0219 PLAINFIELD PCT 018	293
0220 PLAINFIELD PCT 019	248

VOTES PERCENT

CHIEF EXECUTIVE OFFICER

Vote for not more than 1

01 = Lawrence M. "Larry" Walsh

74,679 100.00

(CONTINUED FROM PREVIOUS PAGE) 01

0221 PLAINFIELD PCT 020	314
0222 PLAINFIELD PCT 021	184
0223 PLAINFIELD PCT 022	294
0224 PLAINFIELD PCT 023	223
0225 PLAINFIELD PCT 024	204
0226 PLAINFIELD PCT 025	251
0227 PLAINFIELD PCT 026	279
0228 PLAINFIELD PCT 027	336
0229 PLAINFIELD PCT 028	232
0230 PLAINFIELD PCT 029	212
0231 PLAINFIELD PCT 030	236
0232 PLAINFIELD PCT 031	236
0233 PLAINFIELD PCT 032	241
0234 PLAINFIELD PCT 033	249
0235 PLAINFIELD PCT 034	217
0236 PLAINFIELD PCT 035	265
0237 REED PCT 001	172
0238 REED PCT 002	179
0239 REED PCT 003	161
0240 TROY PCT 001	342
0241 TROY PCT 002	327
0242 TROY PCT 003	182
0243 TROY PCT 004	253
0244 TROY PCT 005	204
0245 TROY PCT 006	173
0246 TROY PCT 007	279
0247 TROY PCT 008	340
0248 TROY PCT 009	228
0249 TROY PCT 010	219
0250 TROY PCT 011	247
0251 TROY PCT 012	287
0252 TROY PCT 013	308
0253 TROY PCT 014	207
0254 TROY PCT 015	227
0255 TROY PCT 016	335
0256 TROY PCT 017	245
0257 TROY PCT 018	297
0258 TROY PCT 019	300
0259 TROY PCT 020	283
0260 TROY PCT 021	211
0261 TROY PCT 022	105
0262 WASHINGTON PCT 001	160
0263 WASHINGTON PCT 002	200
0264 WASHINGTON PCT 003	117
0265 WESLEY PCT 001	184
0266 WHEATLAND PCT 001	1502
0267 WHEATLAND PCT 002	230
0268 WHEATLAND PCT 003	200
0269 WHEATLAND PCT 004	361
0270 WHEATLAND PCT 005	203
0271 WHEATLAND PCT 006	243
0272 WHEATLAND PCT 007	217
0273 WHEATLAND PCT 008	199
0274 WHEATLAND PCT 009	292
0275 WHEATLAND PCT 010	216

VOTES PERCENT

CHIEF EXECUTIVE OFFICER

Vote for not more than 1

01 = Lawrence M. "Larry" Walsh

74,679 100.00

(CONTINUED FROM PREVIOUS PAGE)

-----  
 01  
 -----

0276 WHEATLAND PCT 011	218
0277 WHEATLAND PCT 012	233
0278 WHEATLAND PCT 013	192
0279 WHEATLAND PCT 014	175
0280 WHEATLAND PCT 015	182
0281 WHEATLAND PCT 016	207
0282 WHEATLAND PCT 017	255
0283 WHEATLAND PCT 018	213
0284 WHEATLAND PCT 019	302
0285 WHEATLAND PCT 020	148
0286 WHEATLAND PCT 021	187
0287 WHEATLAND PCT 022	342
0288 WHEATLAND PCT 023	291
0289 WHEATLAND PCT 024	151
0290 WHEATLAND PCT 025	239
0291 WHEATLAND PCT 026	213
0292 WHEATLAND PCT 027	355
0293 WHEATLAND PCT 028	245
0294 WHEATLAND PCT 029	286
0295 WHEATLAND PCT 030	233
0296 WILL PCT 001	120
0297 WILMINGTON PCT 001	183
0298 WILMINGTON PCT 002	146
0299 WILMINGTON PCT 003	176
0300 WILTON PCT 001	66

---



**Nancy Schultz Voots**

W I L L C O U N T Y C L E R K



**Democratic Party**

# **COUNTY BOARD SUMMARY**

**(DISTRICTS 1, 3, 4, 6,  
7, 8, 10, 12 & 13)**



		VOTES	PERCENT			VOTES	PERCENT
COUNTY BOARD MEMBER DISTRICT ONE							
Vote for not more than 2							
01 = Laurie Summers		3,256	27.84				
02 = Robert E. Howard		2,417	20.67	04 = Sherry Newquist		2,158	18.45
03 = Joseph E. Roudez, III		1,812	15.49	05 = Chere'se L. Williams		2,053	17.55

	01	02	03	04	05
0006 CRETE PCT 001	140	107	163	90	129
0007 CRETE PCT 002	133	69	31	138	98
0008 CRETE PCT 003	126	74	30	102	40
0009 CRETE PCT 004	182	145	36	110	89
0010 CRETE PCT 005	137	144	115	88	128
0011 CRETE PCT 006	144	93	37	89	87
0012 CRETE PCT 007	192	146	42	120	143
0013 CRETE PCT 008	148	86	72	109	94
0014 CRETE PCT 009	122	75	35	108	29
0015 CRETE PCT 010	112	64	20	80	14
0016 CRETE PCT 011	93	44	14	56	16
0017 CRETE PCT 012	124	74	36	76	67
0172 MONEE PCT 001	109	134	121	84	81
0173 MONEE PCT 002	163	122	169	103	206
0174 MONEE PCT 003	119	92	43	86	59
0175 MONEE PCT 004	142	86	70	94	67
0176 MONEE PCT 005	120	82	210	64	186
0177 MONEE PCT 006	110	66	154	40	141
0178 MONEE PCT 007	162	173	239	63	216
0179 MONEE PCT 008	88	75	44	60	47
0200 PEOTONE PCT 001	108	74	27	88	31
0201 PEOTONE PCT 002	112	70	18	81	21
0262 WASHINGTON PCT 001	108	87	29	57	11
0263 WASHINGTON PCT 002	119	109	28	77	29
0264 WASHINGTON PCT 003	76	72	15	40	13
0296 WILL PCT 001	67	54	14	55	11

**Total Democratic Ballots Cast for  
 County Board District 1  
 8,336**

	VOTES	PERCENT		VOTES	PERCENT
COUNTY BOARD MEMBER DISTRICT THREE					
Vote for not more than 2					
01 = Elizabeth "Beth" Rice	5,353	62.58			
02 = Donald A. Moran	3,156	36.90	03 = WRITE-IN	45	.53
	-----				
	01	02	03		
	-----				
0027 DU PAGE PCT 009	191	126	0		
0032 DU PAGE PCT 014	247	148	6		
0033 DU PAGE PCT 015	288	193	3		
0041 DU PAGE PCT 023	350	198	4		
0047 DU PAGE PCT 029	298	156	4		
0049 DU PAGE PCT 031	153	89	4		
0050 DU PAGE PCT 032	280	169	2		
0051 DU PAGE PCT 033	228	149	0		
0053 DU PAGE PCT 035	177	105	0		
0054 DU PAGE PCT 036	248	166	3		
0055 DU PAGE PCT 037	200	126	1		
0145 LOCKPORT PCT 002	272	163	0		
0146 LOCKPORT PCT 003	282	152	3		
0147 LOCKPORT PCT 004	203	145	2		
0149 LOCKPORT PCT 006	321	190	1		
0150 LOCKPORT PCT 007	344	171	2		
0151 LOCKPORT PCT 008	292	125	1		
0212 PLAINFIELD PCT 011	115	57	3		
0284 WHEATLAND PCT 019	265	167	3		
0287 WHEATLAND PCT 022	295	181	2		
0292 WHEATLAND PCT 027	304	180	1		

Total Democratic Ballots Cast for  
County Board District 3  
7,503

VOTES PERCENT

COUNTY BOARD MEMBER DISTRICT FOUR

Vote for not more than 2

01 = Jacqueline L. Traynere

02 = Kenneth Harris

5,324 57.47  
3,940 42.53

-----  
01 02  
-----

0022 DU PAGE PCT 004	177	121
0023 DU PAGE PCT 005	233	171
0024 DU PAGE PCT 006	225	160
0026 DU PAGE PCT 008	281	219
0028 DU PAGE PCT 010	312	220
0029 DU PAGE PCT 011	198	149
0030 DU PAGE PCT 012	267	198
0031 DU PAGE PCT 013	263	213
0034 DU PAGE PCT 016	320	216
0035 DU PAGE PCT 017	282	233
0036 DU PAGE PCT 018	229	179
0037 DU PAGE PCT 019	209	142
0038 DU PAGE PCT 020	246	168
0039 DU PAGE PCT 021	268	213
0040 DU PAGE PCT 022	271	195
0042 DU PAGE PCT 024	226	157
0043 DU PAGE PCT 025	248	190
0044 DU PAGE PCT 026	228	164
0045 DU PAGE PCT 027	324	231
0046 DU PAGE PCT 028	273	217
0048 DU PAGE PCT 030	244	184

Total Democratic Ballots Cast for  
County Board District 4  
8,059

VOTES PERCENT

COUNTY BOARD MEMBER DISTRICT SIX

Vote for not more than 2

01 = Joe VanDuynes

02 = No Candidate Filed

5,278 100.00  
 0

-----  
 01 02  
 -----

0001 CHANNAHON PCT 001	170	0
0002 CHANNAHON PCT 002	231	0
0003 CHANNAHON PCT 003	204	0
0004 CHANNAHON PCT 004	202	0
0005 CHANNAHON PCT 005	188	0
0018 CUSTER PCT 001	112	0
0056 FLORENCE PCT 001	71	0
0105 JACKSON PCT 001	216	0
0106 JACKSON PCT 002	232	0
0139 JOLIET PCT 033	194	0
0237 REED PCT 001	171	0
0238 REED PCT 002	175	0
0239 REED PCT 003	164	0
0242 TROY PCT 003	179	0
0246 TROY PCT 007	276	0
0249 TROY PCT 010	210	0
0252 TROY PCT 013	297	0
0253 TROY PCT 014	202	0
0254 TROY PCT 015	217	0
0256 TROY PCT 017	236	0
0259 TROY PCT 020	279	0
0260 TROY PCT 021	204	0
0261 TROY PCT 022	103	0
0265 WESLEY PCT 001	180	0
0297 WILMINGTON PCT 001	185	0
0298 WILMINGTON PCT 002	145	0
0299 WILMINGTON PCT 003	167	0
0300 WILTON PCT 001	68	0

Total Democratic Ballots Cast for  
 County Board District 6  
 6,456

VOTES PERCENT

COUNTY BOARD MEMBER DISTRICT SEVEN

Vote for not more than 2

01 = Kyle P. Killacky

02 = No Candidate Filed

4,556 100.00  
0

	01	02
0087 HOMER PCT 001	151	0
0088 HOMER PCT 002	185	0
0089 HOMER PCT 003	179	0
0090 HOMER PCT 004	169	0
0091 HOMER PCT 005	135	0
0092 HOMER PCT 006	171	0
0093 HOMER PCT 007	182	0
0094 HOMER PCT 008	185	0
0095 HOMER PCT 009	176	0
0096 HOMER PCT 010	193	0
0097 HOMER PCT 011	193	0
0098 HOMER PCT 012	148	0
0099 HOMER PCT 013	134	0
0100 HOMER PCT 014	234	0
0102 HOMER PCT 016	152	0
0103 HOMER PCT 017	156	0
0148 LOCKPORT PCT 005	205	0
0153 LOCKPORT PCT 010	221	0
0154 LOCKPORT PCT 011	226	0
0155 LOCKPORT PCT 012	165	0
0159 LOCKPORT PCT 016	271	0
0160 LOCKPORT PCT 017	250	0
0161 LOCKPORT PCT 018	293	0
0181 NEW LENOX PCT 002	182	0

Total Democratic Ballots Cast for  
County Board District 7  
5,803

VOTES PERCENT

COUNTY BOARD MEMBER DISTRICT EIGHT

Vote for not more than 2

01 = Herbert Brooks, Jr.

02 = Denise E. Winfrey

4,547 51.55  
4,274 48.45

-----  
01 02  
-----

0111 JOLIET PCT 005	214	169
0112 JOLIET PCT 006	250	204
0113 JOLIET PCT 007	239	200
0119 JOLIET PCT 013	200	218
0120 JOLIET PCT 014	204	235
0121 JOLIET PCT 015	155	171
0122 JOLIET PCT 016	300	253
0130 JOLIET PCT 024	172	151
0131 JOLIET PCT 025	157	148
0132 JOLIET PCT 026	129	143
0133 JOLIET PCT 027	102	116
0134 JOLIET PCT 028	223	206
0135 JOLIET PCT 029	205	204
0136 JOLIET PCT 030	163	184
0137 JOLIET PCT 031	158	157
0138 JOLIET PCT 032	261	184
0140 JOLIET PCT 034	271	221
0141 JOLIET PCT 035	277	262
0142 JOLIET PCT 036	245	203
0143 JOLIET PCT 037	230	224
0257 TROY PCT 018	197	199
0258 TROY PCT 019	195	222

Total Democratic Ballots Cast for  
County Board District 8  
7,737

VOTES PERCENT

COUNTY BOARD MEMBER DISTRICT TEN

Vote for not more than 2

- 01 = Tyler J. Marcum
- 02 = Joe Carlasare

4,602	57.79
3,361	42.21

-----  
 01 02  
 -----

0123 JOLIET PCT 017	251	162
0124 JOLIET PCT 018	217	154
0126 JOLIET PCT 020	246	154
0127 JOLIET PCT 021	242	168
0128 JOLIET PCT 022	249	178
0129 JOLIET PCT 023	246	138
0226 PLAINFIELD PCT 025	169	172
0227 PLAINFIELD PCT 026	205	152
0228 PLAINFIELD PCT 027	233	190
0229 PLAINFIELD PCT 028	158	142
0230 PLAINFIELD PCT 029	156	138
0236 PLAINFIELD PCT 035	192	167
0240 TROY PCT 001	269	181
0241 TROY PCT 002	242	183
0243 TROY PCT 004	201	151
0244 TROY PCT 005	168	116
0247 TROY PCT 008	252	208
0248 TROY PCT 009	186	132
0250 TROY PCT 011	210	137
0251 TROY PCT 012	244	141
0255 TROY PCT 016	266	197

Total Democratic Ballots Cast for  
 County Board District 10  
 7,123



VOTES PERCENT

COUNTY BOARD MEMBER DISTRICT TWELVE

Vote for not more than 2

01 = Larry Gilman

02 = No Candidate Filed

5,027 100.00  
0

-----  
01 02  
-----

0057 FRANKFORT PCT 001	245	0
0058 FRANKFORT PCT 002	170	0
0060 FRANKFORT PCT 004	162	0
0061 FRANKFORT PCT 005	257	0
0062 FRANKFORT PCT 006	196	0
0063 FRANKFORT PCT 007	184	0
0068 FRANKFORT PCT 012	214	0
0069 FRANKFORT PCT 013	160	0
0073 FRANKFORT PCT 017	185	0
0183 NEW LENOX PCT 004	140	0
0184 NEW LENOX PCT 005	173	0
0185 NEW LENOX PCT 006	156	0
0186 NEW LENOX PCT 007	171	0
0187 NEW LENOX PCT 008	168	0
0188 NEW LENOX PCT 009	213	0
0189 NEW LENOX PCT 010	186	0
0190 NEW LENOX PCT 011	185	0
0191 NEW LENOX PCT 012	198	0
0192 NEW LENOX PCT 013	215	0
0193 NEW LENOX PCT 014	274	0
0194 NEW LENOX PCT 015	179	0
0195 NEW LENOX PCT 016	210	0
0196 NEW LENOX PCT 017	183	0
0197 NEW LENOX PCT 018	170	0
0198 NEW LENOX PCT 019	229	0
0199 NEW LENOX PCT 020	204	0

Total Democratic Ballots Cast for  
County Board District 12  
6,532



VOTES PERCENT

COUNTY BOARD MEMBER DISTRICT THIRTEEN

Vote for not more than 2

01 = Bill Thoman

02 = Mark Ferry

3,894 49.05

4,045 50.95

-----  
01 02  
-----

0052 DU PAGE PCT 034	137	146
0144 LOCKPORT PCT 001	247	251
0152 LOCKPORT PCT 009	269	276
0206 PLAINFIELD PCT 005	171	183
0207 PLAINFIELD PCT 006	207	224
0208 PLAINFIELD PCT 007	208	226
0213 PLAINFIELD PCT 012	192	200
0216 PLAINFIELD PCT 015	154	173
0217 PLAINFIELD PCT 016	157	173
0218 PLAINFIELD PCT 017	178	184
0219 PLAINFIELD PCT 018	207	176
0220 PLAINFIELD PCT 019	162	161
0221 PLAINFIELD PCT 020	197	207
0222 PLAINFIELD PCT 021	119	142
0223 PLAINFIELD PCT 022	184	202
0224 PLAINFIELD PCT 023	158	146
0225 PLAINFIELD PCT 024	132	162
0231 PLAINFIELD PCT 030	158	167
0232 PLAINFIELD PCT 031	165	155
0233 PLAINFIELD PCT 032	175	166
0234 PLAINFIELD PCT 033	172	184
0291 WHEATLAND PCT 026	145	141

Total Democratic Ballots Cast for  
County Board District 13  
6,880



**Nancy Schultz Voots**

**W I L L C O U N T Y C L E R K**



**Democratic Party**

**PRECINCT  
COMMITTEEMEN  
SUMMARY**

ELECTION SUMMARY

WILL COUNTY, ILLINOIS  
 GENERAL PRIMARY ELECTION  
 MARCH 15, 2016  
 DEMOCRATIC

OFFICIAL RESULTS

	TOTAL VOTES	%	ELECTION DAY	VOTE/MAIL	EARLY VOTING	PROVISIONAL	CITY/AURORA
COMMITTEEMAN CHANNAHON PCT 001							
Vote for not more than 1							
No Candidate Filed . . . . .	0		0	0	0	0	0
COMMITTEEMAN CHANNAHON PCT 002							
Vote for not more than 1							
No Candidate Filed . . . . .	0		0	0	0	0	0
COMMITTEEMAN CHANNAHON PCT 003							
Vote for not more than 1							
Eugene T. (Boomer) Frederick . . . . .	205	100.00	172	6	26	1	0
COMMITTEEMAN CHANNAHON PCT 004							
Vote for not more than 1							
No Candidate Filed . . . . .	0		0	0	0	0	0
COMMITTEEMAN CHANNAHON PCT 005							
Vote for not more than 1							
No Candidate Filed . . . . .	0		0	0	0	0	0
COMMITTEEMAN CRETE PCT 001							
Vote for not more than 1							
No Candidate Filed . . . . .	0		0	0	0	0	0
COMMITTEEMAN CRETE PCT 002							
Vote for not more than 1							
No Candidate Filed . . . . .	0		0	0	0	0	0
COMMITTEEMAN CRETE PCT 003							
Vote for not more than 1							
Sherry Newquist . . . . .	217	100.00	204	3	8	2	0
COMMITTEEMAN CRETE PCT 004							
Vote for not more than 1							
No Candidate Filed . . . . .	0		0	0	0	0	0
COMMITTEEMAN CRETE PCT 005							
Vote for not more than 1							
No Candidate Filed . . . . .	0		0	0	0	0	0
COMMITTEEMAN CRETE PCT 006							
Vote for not more than 1							
No Candidate Filed . . . . .	0		0	0	0	0	0

ELECTION SUMMARY

WILL COUNTY, ILLINOIS  
 GENERAL PRIMARY ELECTION  
 MARCH 15, 2016  
 DEMOCRATIC

OFFICIAL RESULTS

	TOTAL VOTES	%	ELECTION DAY	VOTE/MAIL	EARLY VOTING	PROVISIONAL	CITY/AURORA
COMMITTEEMAN CRETE PCT 007							
Vote for not more than 1							
No Candidate Filed . . . . .	0		0	0	0	0	0
COMMITTEEMAN CRETE PCT 008							
Vote for not more than 1							
No Candidate Filed . . . . .	0		0	0	0	0	0
COMMITTEEMAN CRETE PCT 009							
Vote for not more than 1							
No Candidate Filed . . . . .	0		0	0	0	0	0
COMMITTEEMAN CRETE PCT 010							
Vote for not more than 1							
No Candidate Filed . . . . .	0		0	0	0	0	0
COMMITTEEMAN CRETE PCT 011							
Vote for not more than 1							
No Candidate Filed . . . . .	0		0	0	0	0	0
WRITE-IN. . . . .	9	100.00	9	0	0	0	0
COMMITTEEMAN CRETE PCT 012							
Vote for not more than 1							
No Candidate Filed . . . . .	0		0	0	0	0	0
COMMITTEEMAN CUSTER PCT 001							
Vote for not more than 1							
No Candidate Filed . . . . .	0		0	0	0	0	0
COMMITTEEMAN DU PAGE PCT 001							
Vote for not more than 1							
No Candidate Filed . . . . .	0		0	0	0	0	0
COMMITTEEMAN DU PAGE PCT 002							
Vote for not more than 1							
No Candidate Filed . . . . .	0		0	0	0	0	0
COMMITTEEMAN DU PAGE PCT 003							
Vote for not more than 1							
Melinda Buehring . . . . .	190	100.00	161	2	27	0	0
COMMITTEEMAN DU PAGE PCT 004							
Vote for not more than 1							
No Candidate Filed . . . . .	0		0	0	0	0	0

ELECTION SUMMARY

WILL COUNTY, ILLINOIS  
 GENERAL PRIMARY ELECTION  
 MARCH 15, 2016  
 DEMOCRATIC

OFFICIAL RESULTS

	TOTAL VOTES	%	ELECTION DAY	VOTE/MAIL	EARLY VOTING	PROVISIONAL	CITY/AURORA
COMMITTEEMAN DU PAGE PCT 005							
Vote for not more than 1							
John G. Seale . . . . .	280	100.00	260	9	8	3	0
COMMITTEEMAN DU PAGE PCT 006							
Vote for not more than 1							
Norman L. Brown . . . . .	268	100.00	248	5	11	4	0
COMMITTEEMAN DU PAGE PCT 007							
Vote for not more than 1							
Jim Kadlec . . . . .	182	100.00	148	10	20	4	0
COMMITTEEMAN DU PAGE PCT 008							
Vote for not more than 1							
No Candidate Filed . . . . .	0		0	0	0	0	0
COMMITTEEMAN DU PAGE PCT 009							
Vote for not more than 1							
No Candidate Filed . . . . .	0		0	0	0	0	0
COMMITTEEMAN DU PAGE PCT 010							
Vote for not more than 1							
Rodrigo Garcia. . . . .	388	100.00	359	12	12	5	0
COMMITTEEMAN DU PAGE PCT 011							
Vote for not more than 1							
No Candidate Filed . . . . .	0		0	0	0	0	0
COMMITTEEMAN DU PAGE PCT 012							
Vote for not more than 1							
No Candidate Filed . . . . .	0		0	0	0	0	0
COMMITTEEMAN DU PAGE PCT 013							
Vote for not more than 1							
No Candidate Filed . . . . .	0		0	0	0	0	0
COMMITTEEMAN DU PAGE PCT 014							
Vote for not more than 1							
No Candidate Filed . . . . .	0		0	0	0	0	0
COMMITTEEMAN DU PAGE PCT 015							
Vote for not more than 1							
Thomas E. Braxton, Jr. . . . .	183	53.82	165	6	4	8	0
Daniel V. Droogan. . . . .	157	46.18	139	6	9	3	0

ELECTION SUMMARY

WILL COUNTY, ILLINOIS  
 GENERAL PRIMARY ELECTION  
 MARCH 15, 2016  
 DEMOCRATIC

OFFICIAL RESULTS

	TOTAL VOTES	%	ELECTION DAY	VOTE/MAIL	EARLY VOTING	PROVISIONAL	CITY/AURORA
COMMITTEEMAN DU PAGE PCT 016							
Vote for not more than 1							
Jacqueline L. Traynere . . . . .	398	100.00	374	9	14	1	0
COMMITTEEMAN DU PAGE PCT 017							
Vote for not more than 1							
Karen Karlstad-Gonzalez. . . . .	378	100.00	358	5	8	7	0
COMMITTEEMAN DU PAGE PCT 018							
Vote for not more than 1							
No Candidate Filed . . . . .	0		0	0	0	0	0
COMMITTEEMAN DU PAGE PCT 019							
Vote for not more than 1							
No Candidate Filed . . . . .	0		0	0	0	0	0
COMMITTEEMAN DU PAGE PCT 020							
Vote for not more than 1							
No Candidate Filed . . . . .	0		0	0	0	0	0
COMMITTEEMAN DU PAGE PCT 021							
Vote for not more than 1							
Charlotte A. Droogan. . . . .	356	100.00	344	4	8	0	0
COMMITTEEMAN DU PAGE PCT 022							
Vote for not more than 1							
No Candidate Filed . . . . .	0		0	0	0	0	0
COMMITTEEMAN DU PAGE PCT 023							
Vote for not more than 1							
No Candidate Filed . . . . .	0		0	0	0	0	0
COMMITTEEMAN DU PAGE PCT 024							
Vote for not more than 1							
Ruby Lofton. . . . .	271	100.00	247	9	14	1	0
COMMITTEEMAN DU PAGE PCT 025							
Vote for not more than 1							
Patricia A. Wooley . . . . .	344	100.00	317	6	18	3	0
COMMITTEEMAN DU PAGE PCT 026							
Vote for not more than 1							
No Candidate Filed . . . . .	0		0	0	0	0	0

ELECTION SUMMARY

WILL COUNTY, ILLINOIS  
 GENERAL PRIMARY ELECTION  
 MARCH 15, 2016  
 DEMOCRATIC

OFFICIAL RESULTS

	TOTAL VOTES	%	ELECTION DAY	VOTE/MAIL	EARLY VOTING	PROVISIONAL	CITY/AURORA
COMMITTEEMAN DU PAGE PCT 027							
Vote for not more than 1							
No Candidate Filed . . . . .	0		0	0	0	0	0
COMMITTEEMAN DU PAGE PCT 028							
Vote for not more than 1							
No Candidate Filed . . . . .	0		0	0	0	0	0
COMMITTEEMAN DU PAGE PCT 029							
Vote for not more than 1							
No Candidate Filed . . . . .	0		0	0	0	0	0
COMMITTEEMAN DU PAGE PCT 030							
Vote for not more than 1							
No Candidate Filed . . . . .	0		0	0	0	0	0
COMMITTEEMAN DU PAGE PCT 031							
Vote for not more than 1							
No Candidate Filed . . . . .	0		0	0	0	0	0
COMMITTEEMAN DU PAGE PCT 032							
Vote for not more than 1							
Carl H. Maxwell . . . . .	309	100.00	289	8	9	3	0
COMMITTEEMAN DU PAGE PCT 033							
Vote for not more than 1							
No Candidate Filed . . . . .	0		0	0	0	0	0
COMMITTEEMAN DU PAGE PCT 034							
Vote for not more than 1							
No Candidate Filed . . . . .	0		0	0	0	0	0
COMMITTEEMAN DU PAGE PCT 035							
Vote for not more than 1							
Joel Brown . . . . .	208	100.00	194	1	13	0	0
COMMITTEEMAN DU PAGE PCT 036							
Vote for not more than 1							
No Candidate Filed . . . . .	0		0	0	0	0	0
COMMITTEEMAN DU PAGE PCT 037							
Vote for not more than 1							
No Candidate Filed . . . . .	0		0	0	0	0	0

ELECTION SUMMARY

WILL COUNTY, ILLINOIS  
 GENERAL PRIMARY ELECTION  
 MARCH 15, 2016  
 DEMOCRATIC

OFFICIAL RESULTS

	TOTAL VOTES	%	ELECTION DAY	VOTE/MAIL	EARLY VOTING	PROVISIONAL	CITY/AURORA
COMMITTEEMAN FLORENCE PCT 001							
Vote for not more than 1							
No Candidate Filed . . . . .	0		0	0	0	0	0
COMMITTEEMAN FRANKFORT PCT 001							
Vote for not more than 1							
No Candidate Filed . . . . .	0		0	0	0	0	0
COMMITTEEMAN FRANKFORT PCT 002							
Vote for not more than 1							
No Candidate Filed . . . . .	0		0	0	0	0	0
COMMITTEEMAN FRANKFORT PCT 003							
Vote for not more than 1							
Michael Fitzgerald . . . . .	240	100.00	215	8	16	1	0
COMMITTEEMAN FRANKFORT PCT 004							
Vote for not more than 1							
No Candidate Filed . . . . .	0		0	0	0	0	0
COMMITTEEMAN FRANKFORT PCT 005							
Vote for not more than 1							
John J. Sanchez, Jr.. . . . .	263	100.00	214	3	43	3	0
COMMITTEEMAN FRANKFORT PCT 006							
Vote for not more than 1							
No Candidate Filed . . . . .	0		0	0	0	0	0
COMMITTEEMAN FRANKFORT PCT 007							
Vote for not more than 1							
No Candidate Filed . . . . .	0		0	0	0	0	0
COMMITTEEMAN FRANKFORT PCT 008							
Vote for not more than 1							
No Candidate Filed . . . . .	0		0	0	0	0	0
COMMITTEEMAN FRANKFORT PCT 009							
Vote for not more than 1							
No Candidate Filed . . . . .	0		0	0	0	0	0
COMMITTEEMAN FRANKFORT PCT 010							
Vote for not more than 1							
No Candidate Filed . . . . .	0		0	0	0	0	0



ELECTION SUMMARY

WILL COUNTY, ILLINOIS  
GENERAL PRIMARY ELECTION  
MARCH 15, 2016  
DEMOCRATIC

OFFICIAL RESULTS

	TOTAL VOTES	%	ELECTION DAY	VOTE/MAIL	EARLY VOTING	PROVISIONAL	CITY/AURORA
COMMITTEEMAN FRANKFORT PCT 011							
Vote for not more than 1							
No Candidate Filed . . . . .	0		0	0	0	0	0
COMMITTEEMAN FRANKFORT PCT 012							
Vote for not more than 1							
No Candidate Filed . . . . .	0		0	0	0	0	0
COMMITTEEMAN FRANKFORT PCT 013							
Vote for not more than 1							
No Candidate Filed . . . . .	0		0	0	0	0	0
COMMITTEEMAN FRANKFORT PCT 014							
Vote for not more than 1							
No Candidate Filed . . . . .	0		0	0	0	0	0
COMMITTEEMAN FRANKFORT PCT 015							
Vote for not more than 1							
No Candidate Filed . . . . .	0		0	0	0	0	0
COMMITTEEMAN FRANKFORT PCT 016							
Vote for not more than 1							
No Candidate Filed . . . . .	0		0	0	0	0	0
COMMITTEEMAN FRANKFORT PCT 017							
Vote for not more than 1							
No Candidate Filed . . . . .	0		0	0	0	0	0
COMMITTEEMAN FRANKFORT PCT 018							
Vote for not more than 1							
No Candidate Filed . . . . .	0		0	0	0	0	0
COMMITTEEMAN FRANKFORT PCT 019							
Vote for not more than 1							
No Candidate Filed . . . . .	0		0	0	0	0	0
COMMITTEEMAN FRANKFORT PCT 020							
Vote for not more than 1							
No Candidate Filed . . . . .	0		0	0	0	0	0
COMMITTEEMAN FRANKFORT PCT 021							
Vote for not more than 1							
No Candidate Filed . . . . .	0		0	0	0	0	0

ELECTION SUMMARY

WILL COUNTY, ILLINOIS  
 GENERAL PRIMARY ELECTION  
 MARCH 15, 2016  
 DEMOCRATIC

OFFICIAL RESULTS

	TOTAL VOTES	%	ELECTION DAY	VOTE/MAIL	EARLY VOTING	PROVISIONAL	CITY/AURORA
COMMITTEEMAN FRANKFORT PCT 022							
Vote for not more than 1							
Jeffrey D. Spero . . . . .	187	100.00	138	17	29	3	0
COMMITTEEMAN FRANKFORT PCT 023							
Vote for not more than 1							
No Candidate Filed . . . . .	0		0	0	0	0	0
COMMITTEEMAN FRANKFORT PCT 024							
Vote for not more than 1							
No Candidate Filed . . . . .	0		0	0	0	0	0
COMMITTEEMAN FRANKFORT PCT 025							
Vote for not more than 1							
No Candidate Filed . . . . .	0		0	0	0	0	0
COMMITTEEMAN FRANKFORT PCT 026							
Vote for not more than 1							
No Candidate Filed . . . . .	0		0	0	0	0	0
COMMITTEEMAN FRANKFORT PCT 027							
Vote for not more than 1							
No Candidate Filed . . . . .	0		0	0	0	0	0
COMMITTEEMAN FRANKFORT PCT 028							
Vote for not more than 1							
No Candidate Filed . . . . .	0		0	0	0	0	0
COMMITTEEMAN GREEN GARDEN PCT 001							
Vote for not more than 1							
No Candidate Filed . . . . .	0		0	0	0	0	0
COMMITTEEMAN GREEN GARDEN PCT 002							
Vote for not more than 1							
No Candidate Filed . . . . .	0		0	0	0	0	0
COMMITTEEMAN HOMER PCT 001							
Vote for not more than 1							
No Candidate Filed . . . . .	0		0	0	0	0	0
COMMITTEEMAN HOMER PCT 002							
Vote for not more than 1							
No Candidate Filed . . . . .	0		0	0	0	0	0

ELECTION SUMMARY

WILL COUNTY, ILLINOIS  
 GENERAL PRIMARY ELECTION  
 MARCH 15, 2016  
 DEMOCRATIC

OFFICIAL RESULTS

	TOTAL VOTES	%	ELECTION DAY	VOTE/MAIL	EARLY VOTING	PROVISIONAL	CITY/AURORA
COMMITTEEMAN HOMER PCT 003							
Vote for not more than 1							
No Candidate Filed . . . . .	0		0	0	0	0	0
COMMITTEEMAN HOMER PCT 004							
Vote for not more than 1							
No Candidate Filed . . . . .	0		0	0	0	0	0
COMMITTEEMAN HOMER PCT 005							
Vote for not more than 1							
No Candidate Filed . . . . .	0		0	0	0	0	0
COMMITTEEMAN HOMER PCT 006							
Vote for not more than 1							
No Candidate Filed . . . . .	0		0	0	0	0	0
COMMITTEEMAN HOMER PCT 007							
Vote for not more than 1							
No Candidate Filed . . . . .	0		0	0	0	0	0
COMMITTEEMAN HOMER PCT 008							
Vote for not more than 1							
No Candidate Filed . . . . .	0		0	0	0	0	0
COMMITTEEMAN HOMER PCT 009							
Vote for not more than 1							
No Candidate Filed . . . . .	0		0	0	0	0	0
COMMITTEEMAN HOMER PCT 010							
Vote for not more than 1							
No Candidate Filed . . . . .	0		0	0	0	0	0
COMMITTEEMAN HOMER PCT 011							
Vote for not more than 1							
No Candidate Filed . . . . .	0		0	0	0	0	0
COMMITTEEMAN HOMER PCT 012							
Vote for not more than 1							
No Candidate Filed . . . . .	0		0	0	0	0	0
WRITE-IN. . . . .	17	100.00	14	1	2	0	0
COMMITTEEMAN HOMER PCT 013							
Vote for not more than 1							
No Candidate Filed . . . . .	0		0	0	0	0	0

ELECTION SUMMARY

WILL COUNTY, ILLINOIS  
 GENERAL PRIMARY ELECTION  
 MARCH 15, 2016  
 DEMOCRATIC

OFFICIAL RESULTS

	TOTAL VOTES	%	ELECTION DAY	VOTE/MAIL	EARLY VOTING	PROVISIONAL	CITY/AURORA
COMMITTEEMAN HOMER PCT 014							
Vote for not more than 1							
No Candidate Filed . . . . .	0		0	0	0	0	0
COMMITTEEMAN HOMER PCT 015							
Vote for not more than 1							
No Candidate Filed . . . . .	0		0	0	0	0	0
COMMITTEEMAN HOMER PCT 016							
Vote for not more than 1							
No Candidate Filed . . . . .	0		0	0	0	0	0
COMMITTEEMAN HOMER PCT 017							
Vote for not more than 1							
No Candidate Filed . . . . .	0		0	0	0	0	0
COMMITTEEMAN HOMER PCT 018							
Vote for not more than 1							
No Candidate Filed . . . . .	0		0	0	0	0	0
COMMITTEEMAN JACKSON PCT 001							
Vote for not more than 1							
Paul F. Buss . . . . .	221	100.00	188	8	22	3	0
COMMITTEEMAN JACKSON PCT 002							
Vote for not more than 1							
Lawrence M. Walsh. . . . .	233	100.00	189	10	30	4	0
COMMITTEEMAN JOLIET PCT 001							
Vote for not more than 1							
Christine Lunningham. . . . .	376	100.00	339	5	28	4	0
COMMITTEEMAN JOLIET PCT 002							
Vote for not more than 1							
James Murphy . . . . .	225	100.00	177	29	18	1	0
COMMITTEEMAN JOLIET PCT 003							
Vote for not more than 1							
No Candidate Filed . . . . .	0		0	0	0	0	0
COMMITTEEMAN JOLIET PCT 004							
Vote for not more than 1							
No Candidate Filed . . . . .	0		0	0	0	0	0

ELECTION SUMMARY

WILL COUNTY, ILLINOIS  
 GENERAL PRIMARY ELECTION  
 MARCH 15, 2016  
 DEMOCRATIC

OFFICIAL RESULTS

	TOTAL VOTES	%	ELECTION DAY	VOTE/MAIL	EARLY VOTING	PROVISIONAL	CITY/AURORA
COMMITTEEMAN JOLIET PCT 005							
Vote for not more than 1							
John C. Sullivan . . . . .	274	100.00	185	7	72	10	0
COMMITTEEMAN JOLIET PCT 006							
Vote for not more than 1							
No Candidate Filed . . . . .	0		0	0	0	0	0
COMMITTEEMAN JOLIET PCT 007							
Vote for not more than 1							
No Candidate Filed . . . . .	0		0	0	0	0	0
COMMITTEEMAN JOLIET PCT 008							
Vote for not more than 1							
Pamela J. "Pam" McGuire. . . . .	268	100.00	237	15	14	2	0
COMMITTEEMAN JOLIET PCT 009							
Vote for not more than 1							
No Candidate Filed . . . . .	0		0	0	0	0	0
COMMITTEEMAN JOLIET PCT 010							
Vote for not more than 1							
Edward Ferry . . . . .	245	100.00	208	8	27	2	0
COMMITTEEMAN JOLIET PCT 011							
Vote for not more than 1							
Kevin "Duffy" Blackburn. . . . .	280	100.00	238	12	27	3	0
COMMITTEEMAN JOLIET PCT 012							
Vote for not more than 1							
John J. Boza . . . . .	276	100.00	234	4	34	4	0
COMMITTEEMAN JOLIET PCT 013							
Vote for not more than 1							
Shannon Nicole Tipton-Starks . . . . .	323	100.00	277	6	37	3	0
COMMITTEEMAN JOLIET PCT 014							
Vote for not more than 1							
No Candidate Filed . . . . .	0		0	0	0	0	0
COMMITTEEMAN JOLIET PCT 015							
Vote for not more than 1							
No Candidate Filed . . . . .	0		0	0	0	0	0

ELECTION SUMMARY

WILL COUNTY, ILLINOIS  
 GENERAL PRIMARY ELECTION  
 MARCH 15, 2016  
 DEMOCRATIC

OFFICIAL RESULTS

	TOTAL VOTES	%	ELECTION DAY	VOTE/MAIL	EARLY VOTING	PROVISIONAL	CITY/AURORA
COMMITTEEMAN JOLIET PCT 016							
Vote for not more than 1							
Herbert Brooks, Jr. . . . .	398	100.00	351	12	31	4	0
COMMITTEEMAN JOLIET PCT 017							
Vote for not more than 1							
Jeffery M. Wallace . . . . .	276	100.00	236	6	32	2	0
COMMITTEEMAN JOLIET PCT 018							
Vote for not more than 1							
No Candidate Filed . . . . .	0		0	0	0	0	0
COMMITTEEMAN JOLIET PCT 019							
Vote for not more than 1							
Raymond Slattery . . . . .	258	100.00	222	10	25	1	0
COMMITTEEMAN JOLIET PCT 020							
Vote for not more than 1							
No Candidate Filed . . . . .	0		0	0	0	0	0
COMMITTEEMAN JOLIET PCT 021							
Vote for not more than 1							
Joseph M. Babich . . . . .	321	100.00	281	9	29	2	0
COMMITTEEMAN JOLIET PCT 022							
Vote for not more than 1							
Daniel J. Maher . . . . .	315	100.00	263	12	37	3	0
COMMITTEEMAN JOLIET PCT 023							
Vote for not more than 1							
No Candidate Filed . . . . .	0		0	0	0	0	0
COMMITTEEMAN JOLIET PCT 024							
Vote for not more than 1							
No Candidate Filed . . . . .	0		0	0	0	0	0
COMMITTEEMAN JOLIET PCT 025							
Vote for not more than 1							
No Candidate Filed . . . . .	0		0	0	0	0	0
COMMITTEEMAN JOLIET PCT 026							
Vote for not more than 1							
Robert F. Wisniewski. . . . .	195	100.00	164	7	19	5	0

ELECTION SUMMARY

WILL COUNTY, ILLINOIS  
 GENERAL PRIMARY ELECTION  
 MARCH 15, 2016  
 DEMOCRATIC

OFFICIAL RESULTS

	TOTAL VOTES	%	ELECTION DAY	VOTE/MAIL	EARLY VOTING	PROVISIONAL	CITY/AURORA
COMMITTEEMAN JOLIET PCT 027							
Vote for not more than 1							
No Candidate Filed . . . . .	0		0	0	0	0	0
COMMITTEEMAN JOLIET PCT 028							
Vote for not more than 1							
No Candidate Filed . . . . .	0		0	0	0	0	0
COMMITTEEMAN JOLIET PCT 029							
Vote for not more than 1							
No Candidate Filed . . . . .	0		0	0	0	0	0
COMMITTEEMAN JOLIET PCT 030							
Vote for not more than 1							
No Candidate Filed . . . . .	0		0	0	0	0	0
COMMITTEEMAN JOLIET PCT 031							
Vote for not more than 1							
Burke Schuster. . . . .	229	100.00	196	4	29	0	0
COMMITTEEMAN JOLIET PCT 032							
Vote for not more than 1							
No Candidate Filed . . . . .	0		0	0	0	0	0
COMMITTEEMAN JOLIET PCT 033							
Vote for not more than 1							
No Candidate Filed . . . . .	0		0	0	0	0	0
COMMITTEEMAN JOLIET PCT 034							
Vote for not more than 1							
Denise Winfrey. . . . .	359	100.00	282	26	40	11	0
COMMITTEEMAN JOLIET PCT 035							
Vote for not more than 1							
No Candidate Filed . . . . .	0		0	0	0	0	0
COMMITTEEMAN JOLIET PCT 036							
Vote for not more than 1							
William R. Palmer. . . . .	301	100.00	247	9	44	1	0
COMMITTEEMAN JOLIET PCT 037							
Vote for not more than 1							
No Candidate Filed . . . . .	0		0	0	0	0	0

ELECTION SUMMARY

WILL COUNTY, ILLINOIS  
 GENERAL PRIMARY ELECTION  
 MARCH 15, 2016  
 DEMOCRATIC

OFFICIAL RESULTS

	TOTAL VOTES	%	ELECTION DAY	VOTE/MAIL	EARLY VOTING	PROVISIONAL	CITY/AURORA
COMMITTEEMAN LOCKPORT PCT 001							
Vote for not more than 1							
No Candidate Filed . . . . .	0		0	0	0	0	0
COMMITTEEMAN LOCKPORT PCT 002							
Vote for not more than 1							
No Candidate Filed . . . . .	0		0	0	0	0	0
COMMITTEEMAN LOCKPORT PCT 003							
Vote for not more than 1							
No Candidate Filed . . . . .	0		0	0	0	0	0
COMMITTEEMAN LOCKPORT PCT 004							
Vote for not more than 1							
Anthony Deliberto, II . . . . .	233	100.00	208	9	15	1	0
COMMITTEEMAN LOCKPORT PCT 005							
Vote for not more than 1							
Ronald Alberico . . . . .	207	100.00	172	13	19	3	0
COMMITTEEMAN LOCKPORT PCT 006							
Vote for not more than 1							
No Candidate Filed . . . . .	0		0	0	0	0	0
COMMITTEEMAN LOCKPORT PCT 007							
Vote for not more than 1							
No Candidate Filed . . . . .	0		0	0	0	0	0
COMMITTEEMAN LOCKPORT PCT 008							
Vote for not more than 1							
No Candidate Filed . . . . .	0		0	0	0	0	0
COMMITTEEMAN LOCKPORT PCT 009							
Vote for not more than 1							
Kenneth C. Griffin . . . . .	349	100.00	287	29	27	6	0
COMMITTEEMAN LOCKPORT PCT 010							
Vote for not more than 1							
Lance K. McCalla . . . . .	223	100.00	202	8	12	1	0
COMMITTEEMAN LOCKPORT PCT 011							
Vote for not more than 1							
Denise Mushro Rumchak . . . . .	240	100.00	208	4	28	0	0



ELECTION SUMMARY

WILL COUNTY, ILLINOIS  
 GENERAL PRIMARY ELECTION  
 MARCH 15, 2016  
 DEMOCRATIC

OFFICIAL RESULTS

	TOTAL VOTES	%	ELECTION DAY	VOTE/MAIL	EARLY VOTING	PROVISIONAL	CITY/AURORA
COMMITTEEMAN LOCKPORT PCT 012							
Vote for not more than 1							
No Candidate Filed . . . . .	0		0	0	0	0	0
COMMITTEEMAN LOCKPORT PCT 013							
Vote for not more than 1							
George J. Mushro . . . . .	381	100.00	309	32	37	3	0
COMMITTEEMAN LOCKPORT PCT 014							
Vote for not more than 1							
Norbert Likar . . . . .	192	100.00	173	4	14	1	0
COMMITTEEMAN LOCKPORT PCT 015							
Vote for not more than 1							
No Candidate Filed . . . . .	0		0	0	0	0	0
COMMITTEEMAN LOCKPORT PCT 016							
Vote for not more than 1							
Kerry Kraemer . . . . .	269	100.00	222	16	27	4	0
COMMITTEEMAN LOCKPORT PCT 017							
Vote for not more than 1							
Michele Rutter. . . . .	264	100.00	219	11	28	6	0
COMMITTEEMAN LOCKPORT PCT 018							
Vote for not more than 1							
Leigh Kelley . . . . .	292	100.00	253	18	16	5	0
COMMITTEEMAN LOCKPORT PCT 019							
Vote for not more than 1							
No Candidate Filed . . . . .	0		0	0	0	0	0
COMMITTEEMAN LOCKPORT PCT 020							
Vote for not more than 1							
John Batusich . . . . .	214	100.00	186	14	13	1	0
COMMITTEEMAN LOCKPORT PCT 021							
Vote for not more than 1							
Frank W. Rasmusson . . . . .	249	100.00	223	5	17	4	0
COMMITTEEMAN LOCKPORT PCT 022							
Vote for not more than 1							
Raymond R. Soliman . . . . .	222	100.00	191	8	19	4	0

ELECTION SUMMARY

WILL COUNTY, ILLINOIS  
 GENERAL PRIMARY ELECTION  
 MARCH 15, 2016  
 DEMOCRATIC

OFFICIAL RESULTS

	TOTAL VOTES	%	ELECTION DAY	VOTE/MAIL	EARLY VOTING	PROVISIONAL	CITY/AURORA
COMMITTEEMAN LOCKPORT PCT 023							
Vote for not more than 1							
Raymond A. Semplinski . . . . .	193	100.00	178	3	10	2	0
COMMITTEEMAN LOCKPORT PCT 024							
Vote for not more than 1							
Joe L. Tucker, Sr. . . . .	303	100.00	272	10	21	0	0
COMMITTEEMAN MANHATTAN PCT 001							
Vote for not more than 1							
No Candidate Filed . . . . .	0		0	0	0	0	0
COMMITTEEMAN MANHATTAN PCT 002							
Vote for not more than 1							
No Candidate Filed . . . . .	0		0	0	0	0	0
COMMITTEEMAN MANHATTAN PCT 003							
Vote for not more than 1							
No Candidate Filed . . . . .	0		0	0	0	0	0
COMMITTEEMAN MANHATTAN PCT 004							
Vote for not more than 1							
No Candidate Filed . . . . .	0		0	0	0	0	0
COMMITTEEMAN MONEE PCT 001							
Vote for not more than 1							
Calvin Lacefield . . . . .	299	100.00	251	15	27	6	0
COMMITTEEMAN MONEE PCT 002							
Vote for not more than 1							
Roosevelt Martin, Jr. . . . .	445	100.00	387	10	44	4	0
COMMITTEEMAN MONEE PCT 003							
Vote for not more than 1							
Calvin C. Nash, Sr. . . . .	229	100.00	174	8	43	4	0
COMMITTEEMAN MONEE PCT 004							
Vote for not more than 1							
No Candidate Filed . . . . .	0		0	0	0	0	0
COMMITTEEMAN MONEE PCT 005							
Vote for not more than 1							
No Candidate Filed . . . . .	0		0	0	0	0	0

ELECTION SUMMARY

WILL COUNTY, ILLINOIS  
 GENERAL PRIMARY ELECTION  
 MARCH 15, 2016  
 DEMOCRATIC

OFFICIAL RESULTS

	TOTAL VOTES	%	ELECTION DAY	VOTE/MAIL	EARLY VOTING	PROVISIONAL	CITY/AURORA
COMMITTEEMAN MONEE PCT 006							
Vote for not more than 1							
James Wesley Harris . . . . .	288	100.00	267	7	13	1	0
COMMITTEEMAN MONEE PCT 007							
Vote for not more than 1							
Richetta T. White. . . . .	462	100.00	417	10	32	3	0
COMMITTEEMAN MONEE PCT 008							
Vote for not more than 1							
Maurice (Mo) Brown . . . . .	178	100.00	159	4	13	2	0
COMMITTEEMAN NEW LENOX PCT 001							
Vote for not more than 1							
No Candidate Filed . . . . .	0		0	0	0	0	0
COMMITTEEMAN NEW LENOX PCT 002							
Vote for not more than 1							
No Candidate Filed . . . . .	0		0	0	0	0	0
COMMITTEEMAN NEW LENOX PCT 003							
Vote for not more than 1							
No Candidate Filed . . . . .	0		0	0	0	0	0
COMMITTEEMAN NEW LENOX PCT 004							
Vote for not more than 1							
No Candidate Filed . . . . .	0		0	0	0	0	0
COMMITTEEMAN NEW LENOX PCT 005							
Vote for not more than 1							
Scott Pyles. . . . .	179	100.00	154	2	22	1	0
COMMITTEEMAN NEW LENOX PCT 006							
Vote for not more than 1							
No Candidate Filed . . . . .	0		0	0	0	0	0
COMMITTEEMAN NEW LENOX PCT 007							
Vote for not more than 1							
No Candidate Filed . . . . .	0		0	0	0	0	0
COMMITTEEMAN NEW LENOX PCT 008							
Vote for not more than 1							
No Candidate Filed . . . . .	0		0	0	0	0	0

ELECTION SUMMARY

WILL COUNTY, ILLINOIS  
 GENERAL PRIMARY ELECTION  
 MARCH 15, 2016  
 DEMOCRATIC

OFFICIAL RESULTS

	TOTAL VOTES	%	ELECTION DAY	VOTE/MAIL	EARLY VOTING	PROVISIONAL	CITY/AURORA
COMMITTEEMAN NEW LENOX PCT 009							
Vote for not more than 1							
No Candidate Filed . . . . .	0		0	0	0	0	0
COMMITTEEMAN NEW LENOX PCT 010							
Vote for not more than 1							
No Candidate Filed . . . . .	0		0	0	0	0	0
COMMITTEEMAN NEW LENOX PCT 011							
Vote for not more than 1							
No Candidate Filed . . . . .	0		0	0	0	0	0
COMMITTEEMAN NEW LENOX PCT 012							
Vote for not more than 1							
No Candidate Filed . . . . .	0		0	0	0	0	0
COMMITTEEMAN NEW LENOX PCT 013							
Vote for not more than 1							
No Candidate Filed . . . . .	0		0	0	0	0	0
COMMITTEEMAN NEW LENOX PCT 014							
Vote for not more than 1							
Larry Gilman . . . . .	272	100.00	230	9	33	0	0
COMMITTEEMAN NEW LENOX PCT 015							
Vote for not more than 1							
No Candidate Filed . . . . .	0		0	0	0	0	0
COMMITTEEMAN NEW LENOX PCT 016							
Vote for not more than 1							
No Candidate Filed . . . . .	0		0	0	0	0	0
COMMITTEEMAN NEW LENOX PCT 017							
Vote for not more than 1							
No Candidate Filed . . . . .	0		0	0	0	0	0
COMMITTEEMAN NEW LENOX PCT 018							
Vote for not more than 1							
No Candidate Filed . . . . .	0		0	0	0	0	0
COMMITTEEMAN NEW LENOX PCT 019							
Vote for not more than 1							
No Candidate Filed . . . . .	0		0	0	0	0	0

ELECTION SUMMARY

WILL COUNTY, ILLINOIS  
 GENERAL PRIMARY ELECTION  
 MARCH 15, 2016  
 DEMOCRATIC

OFFICIAL RESULTS

	TOTAL VOTES	%	ELECTION DAY	VOTE/MAIL	EARLY VOTING	PROVISIONAL	CITY/AURORA
COMMITTEEMAN NEW LENOX PCT 020							
Vote for not more than 1							
No Candidate Filed . . . . .	0		0	0	0	0	0
COMMITTEEMAN PEOTONE PCT 001							
Vote for not more than 1							
No Candidate Filed . . . . .	0		0	0	0	0	0
COMMITTEEMAN PEOTONE PCT 002							
Vote for not more than 1							
No Candidate Filed . . . . .	0		0	0	0	0	0
COMMITTEEMAN PLAINFIELD PCT 001							
Vote for not more than 1							
Robert Griffin. . . . .	231	100.00	199	6	21	5	0
COMMITTEEMAN PLAINFIELD PCT 002							
Vote for not more than 1							
No Candidate Filed . . . . .	0		0	0	0	0	0
COMMITTEEMAN PLAINFIELD PCT 003							
Vote for not more than 1							
No Candidate Filed . . . . .	0		0	0	0	0	0
COMMITTEEMAN PLAINFIELD PCT 004							
Vote for not more than 1							
No Candidate Filed . . . . .	0		0	0	0	0	0
COMMITTEEMAN PLAINFIELD PCT 005							
Vote for not more than 1							
No Candidate Filed . . . . .	0		0	0	0	0	0
COMMITTEEMAN PLAINFIELD PCT 006							
Vote for not more than 1							
No Candidate Filed . . . . .	0		0	0	0	0	0
COMMITTEEMAN PLAINFIELD PCT 007							
Vote for not more than 1							
No Candidate Filed . . . . .	0		0	0	0	0	0
COMMITTEEMAN PLAINFIELD PCT 008							
Vote for not more than 1							
Karen Jasmyn Lilly . . . . .	290	100.00	257	7	26	0	0

ELECTION SUMMARY

WILL COUNTY, ILLINOIS  
 GENERAL PRIMARY ELECTION  
 MARCH 15, 2016  
 DEMOCRATIC

OFFICIAL RESULTS

	TOTAL VOTES	%	ELECTION DAY	VOTE/MAIL	EARLY VOTING	PROVISIONAL	CITY/AURORA
COMMITTEEMAN PLAINFIELD PCT 009							
Vote for not more than 1							
No Candidate Filed . . . . .	0		0	0	0	0	0
COMMITTEEMAN PLAINFIELD PCT 010							
Vote for not more than 1							
Heather Kazmark . . . . .	189	100.00	155	4	27	3	0
COMMITTEEMAN PLAINFIELD PCT 011							
Vote for not more than 1							
No Candidate Filed . . . . .	0		0	0	0	0	0
COMMITTEEMAN PLAINFIELD PCT 012							
Vote for not more than 1							
Warren Thom. . . . .	292	100.00	266	3	23	0	0
COMMITTEEMAN PLAINFIELD PCT 013							
Vote for not more than 1							
Reed Bible . . . . .	272	100.00	229	11	30	2	0
COMMITTEEMAN PLAINFIELD PCT 014							
Vote for not more than 1							
Joseph "Skip" Begley. . . . .	228	100.00	194	5	27	2	0
COMMITTEEMAN PLAINFIELD PCT 015							
Vote for not more than 1							
No Candidate Filed . . . . .	0		0	0	0	0	0
COMMITTEEMAN PLAINFIELD PCT 016							
Vote for not more than 1							
No Candidate Filed . . . . .	0		0	0	0	0	0
COMMITTEEMAN PLAINFIELD PCT 017							
Vote for not more than 1							
Gerald V. Weller, Jr. . . . .	269	100.00	237	4	25	3	0
COMMITTEEMAN PLAINFIELD PCT 018							
Vote for not more than 1							
No Candidate Filed . . . . .	0		0	0	0	0	0
COMMITTEEMAN PLAINFIELD PCT 019							
Vote for not more than 1							
John J. Zepeda. . . . .	239	100.00	218	2	19	0	0

ELECTION SUMMARY

WILL COUNTY, ILLINOIS  
 GENERAL PRIMARY ELECTION  
 MARCH 15, 2016  
 DEMOCRATIC

OFFICIAL RESULTS

	TOTAL VOTES	%	ELECTION DAY	VOTE/MAIL	EARLY VOTING	PROVISIONAL	CITY/AURORA
COMMITTEEMAN PLAINFIELD PCT 020							
Vote for not more than 1							
Kevin M. Clancy . . . . .	308	100.00	259	19	21	9	0
COMMITTEEMAN PLAINFIELD PCT 021							
Vote for not more than 1							
Timothy G. Hunter. . . . .	181	100.00	149	14	14	4	0
COMMITTEEMAN PLAINFIELD PCT 022							
Vote for not more than 1							
Mark Ferry . . . . .	282	100.00	253	5	22	2	0
COMMITTEEMAN PLAINFIELD PCT 023							
Vote for not more than 1							
Luz E. Leal. . . . .	213	100.00	187	8	15	3	0
COMMITTEEMAN PLAINFIELD PCT 024							
Vote for not more than 1							
Juanita E. Bice . . . . .	200	100.00	179	11	8	2	0
COMMITTEEMAN PLAINFIELD PCT 025							
Vote for not more than 1							
No Candidate Filed . . . . .	0		0	0	0	0	0
COMMITTEEMAN PLAINFIELD PCT 026							
Vote for not more than 1							
No Candidate Filed . . . . .	0		0	0	0	0	0
COMMITTEEMAN PLAINFIELD PCT 027							
Vote for not more than 1							
No Candidate Filed . . . . .	0		0	0	0	0	0
COMMITTEEMAN PLAINFIELD PCT 028							
Vote for not more than 1							
Anthony Howard. . . . .	230	100.00	218	2	7	3	0
COMMITTEEMAN PLAINFIELD PCT 029							
Vote for not more than 1							
No Candidate Filed . . . . .	0		0	0	0	0	0
COMMITTEEMAN PLAINFIELD PCT 030							
Vote for not more than 1							
Bill Thoman. . . . .	228	100.00	203	7	17	1	0

ELECTION SUMMARY

WILL COUNTY, ILLINOIS  
 GENERAL PRIMARY ELECTION  
 MARCH 15, 2016  
 DEMOCRATIC

OFFICIAL RESULTS

	TOTAL VOTES	%	ELECTION DAY	VOTE/MAIL	EARLY VOTING	PROVISIONAL	CITY/AURORA
COMMITTEEMAN PLAINFIELD PCT 031							
Vote for not more than 1							
Amy S. Chavez . . . . .	234	100.00	217	9	6	2	0
COMMITTEEMAN PLAINFIELD PCT 032							
Vote for not more than 1							
Charles B. Pelkie, Jr. . . . .	247	100.00	227	4	15	1	0
COMMITTEEMAN PLAINFIELD PCT 033							
Vote for not more than 1							
Alan LaVeille . . . . .	248	100.00	223	10	13	2	0
COMMITTEEMAN PLAINFIELD PCT 034							
Vote for not more than 1							
No Candidate Filed . . . . .	0		0	0	0	0	0
COMMITTEEMAN PLAINFIELD PCT 035							
Vote for not more than 1							
John F. McGlynn . . . . .	267	100.00	247	3	12	5	0
COMMITTEEMAN REED PCT 001							
Vote for not more than 1							
No Candidate Filed . . . . .	0		0	0	0	0	0
COMMITTEEMAN REED PCT 002							
Vote for not more than 1							
No Candidate Filed . . . . .	0		0	0	0	0	0
COMMITTEEMAN REED PCT 003							
Vote for not more than 1							
No Candidate Filed . . . . .	0		0	0	0	0	0
COMMITTEEMAN TROY PCT 001							
Vote for not more than 1							
No Candidate Filed . . . . .	0		0	0	0	0	0
COMMITTEEMAN TROY PCT 002							
Vote for not more than 1							
Lisa Ann Tomko. . . . .	326	100.00	283	8	34	1	0
COMMITTEEMAN TROY PCT 003							
Vote for not more than 1							
No Candidate Filed . . . . .	0		0	0	0	0	0



ELECTION SUMMARY

WILL COUNTY, ILLINOIS  
 GENERAL PRIMARY ELECTION  
 MARCH 15, 2016  
 DEMOCRATIC

OFFICIAL RESULTS

	TOTAL VOTES	%	ELECTION DAY	VOTE/MAIL	EARLY VOTING	PROVISIONAL	CITY/AURORA
COMMITTEEMAN TROY PCT 004							
Vote for not more than 1							
No Candidate Filed . . . . .	0		0	0	0	0	0
COMMITTEEMAN TROY PCT 005							
Vote for not more than 1							
No Candidate Filed . . . . .	0		0	0	0	0	0
COMMITTEEMAN TROY PCT 006							
Vote for not more than 1							
No Candidate Filed . . . . .	0		0	0	0	0	0
COMMITTEEMAN TROY PCT 007							
Vote for not more than 1							
No Candidate Filed . . . . .	0		0	0	0	0	0
COMMITTEEMAN TROY PCT 008							
Vote for not more than 1							
Thomas J. Earls . . . . .	330	100.00	290	12	23	5	0
COMMITTEEMAN TROY PCT 009							
Vote for not more than 1							
Helen L. Gibson . . . . .	218	94.78	189	6	19	4	0
WRITE-IN. . . . .	12	5.22	9	2	1	0	0
COMMITTEEMAN TROY PCT 010							
Vote for not more than 1							
No Candidate Filed . . . . .	0		0	0	0	0	0
COMMITTEEMAN TROY PCT 011							
Vote for not more than 1							
No Candidate Filed . . . . .	0		0	0	0	0	0
COMMITTEEMAN TROY PCT 012							
Vote for not more than 1							
No Candidate Filed . . . . .	0		0	0	0	0	0
COMMITTEEMAN TROY PCT 013							
Vote for not more than 1							
No Candidate Filed . . . . .	0		0	0	0	0	0
COMMITTEEMAN TROY PCT 014							
Vote for not more than 1							
No Candidate Filed . . . . .	0		0	0	0	0	0

ELECTION SUMMARY

WILL COUNTY, ILLINOIS  
 GENERAL PRIMARY ELECTION  
 MARCH 15, 2016  
 DEMOCRATIC

OFFICIAL RESULTS

	TOTAL VOTES	%	ELECTION DAY	VOTE/MAIL	EARLY VOTING	PROVISIONAL	CITY/AURORA
COMMITTEEMAN TROY PCT 015							
Vote for not more than 1							
Jeffrey Boetto . . . . .	216	100.00	181	7	25	3	0
COMMITTEEMAN TROY PCT 016							
Vote for not more than 1							
No Candidate Filed . . . . .	0		0	0	0	0	0
COMMITTEEMAN TROY PCT 017							
Vote for not more than 1							
Ryan Las. . . . .	241	100.00	209	4	24	4	0
COMMITTEEMAN TROY PCT 018							
Vote for not more than 1							
No Candidate Filed . . . . .	0		0	0	0	0	0
COMMITTEEMAN TROY PCT 019							
Vote for not more than 1							
No Candidate Filed . . . . .	0		0	0	0	0	0
COMMITTEEMAN TROY PCT 020							
Vote for not more than 1							
Moira K. Dunn . . . . .	284	100.00	250	6	26	2	0
COMMITTEEMAN TROY PCT 021							
Vote for not more than 1							
No Candidate Filed . . . . .	0		0	0	0	0	0
COMMITTEEMAN TROY PCT 022							
Vote for not more than 1							
No Candidate Filed . . . . .	0		0	0	0	0	0
COMMITTEEMAN WASHINGTON PCT 001							
Vote for not more than 1							
No Candidate Filed . . . . .	0		0	0	0	0	0
COMMITTEEMAN WASHINGTON PCT 002							
Vote for not more than 1							
No Candidate Filed . . . . .	0		0	0	0	0	0
COMMITTEEMAN WASHINGTON PCT 003							
Vote for not more than 1							
Robert E. Howard . . . . .	116	100.00	100	3	10	3	0

ELECTION SUMMARY

WILL COUNTY, ILLINOIS  
 GENERAL PRIMARY ELECTION  
 MARCH 15, 2016  
 DEMOCRATIC

OFFICIAL RESULTS

	TOTAL VOTES	%	ELECTION DAY	VOTE/MAIL	EARLY VOTING	PROVISIONAL	CITY/AURORA
COMMITTEEMAN WESLEY PCT 001							
Vote for not more than 1							
Kathleen A. Kennedy . . . . .	178	100.00	160	6	10	2	0
COMMITTEEMAN WHEATLAND PCT 001							
Vote for not more than 1							
No Candidate Filed . . . . .	0		0	0	0	0	0
COMMITTEEMAN WHEATLAND PCT 002							
Vote for not more than 1							
No Candidate Filed . . . . .	0		0	0	0	0	0
COMMITTEEMAN WHEATLAND PCT 003							
Vote for not more than 1							
Brian D. Saucier . . . . .	202	100.00	184	1	16	1	0
COMMITTEEMAN WHEATLAND PCT 004							
Vote for not more than 1							
No Candidate Filed . . . . .	0		0	0	0	0	0
COMMITTEEMAN WHEATLAND PCT 005							
Vote for not more than 1							
No Candidate Filed . . . . .	0		0	0	0	0	0
COMMITTEEMAN WHEATLAND PCT 006							
Vote for not more than 1							
No Candidate Filed . . . . .	0		0	0	0	0	0
COMMITTEEMAN WHEATLAND PCT 007							
Vote for not more than 1							
No Candidate Filed . . . . .	0		0	0	0	0	0
COMMITTEEMAN WHEATLAND PCT 008							
Vote for not more than 1							
No Candidate Filed . . . . .	0		0	0	0	0	0
COMMITTEEMAN WHEATLAND PCT 009							
Vote for not more than 1							
No Candidate Filed . . . . .	0		0	0	0	0	0
COMMITTEEMAN WHEATLAND PCT 010							
Vote for not more than 1							
HaLe Landes. . . . .	214	100.00	177	10	24	3	0

ELECTION SUMMARY

WILL COUNTY, ILLINOIS  
 GENERAL PRIMARY ELECTION  
 MARCH 15, 2016  
 DEMOCRATIC

OFFICIAL RESULTS

	TOTAL VOTES	%	ELECTION DAY	VOTE/MAIL	EARLY VOTING	PROVISIONAL	CITY/AURORA
COMMITTEEMAN WHEATLAND PCT 011							
Vote for not more than 1							
No Candidate Filed . . . . .	0		0	0	0	0	0
COMMITTEEMAN WHEATLAND PCT 012							
Vote for not more than 1							
No Candidate Filed . . . . .	0		0	0	0	0	0
COMMITTEEMAN WHEATLAND PCT 013							
Vote for not more than 1							
No Candidate Filed . . . . .	0		0	0	0	0	0
COMMITTEEMAN WHEATLAND PCT 014							
Vote for not more than 1							
No Candidate Filed . . . . .	0		0	0	0	0	0
COMMITTEEMAN WHEATLAND PCT 015							
Vote for not more than 1							
Robert Saville. . . . .	182	100.00	158	2	20	2	0
COMMITTEEMAN WHEATLAND PCT 016							
Vote for not more than 1							
No Candidate Filed . . . . .	0		0	0	0	0	0
COMMITTEEMAN WHEATLAND PCT 017							
Vote for not more than 1							
Richard Wawronowicz . . . . .	250	100.00	214	10	22	4	0
COMMITTEEMAN WHEATLAND PCT 018							
Vote for not more than 1							
No Candidate Filed . . . . .	0		0	0	0	0	0
COMMITTEEMAN WHEATLAND PCT 019							
Vote for not more than 1							
Nick Palmer. . . . .	298	100.00	270	8	19	1	0
COMMITTEEMAN WHEATLAND PCT 020							
Vote for not more than 1							
No Candidate Filed . . . . .	0		0	0	0	0	0
COMMITTEEMAN WHEATLAND PCT 021							
Vote for not more than 1							
Marc Poulos. . . . .	192	100.00	172	4	15	1	0

ELECTION SUMMARY

WILL COUNTY, ILLINOIS  
 GENERAL PRIMARY ELECTION  
 MARCH 15, 2016  
 DEMOCRATIC

OFFICIAL RESULTS

	TOTAL VOTES	%	ELECTION DAY	VOTE/MAIL	EARLY VOTING	PROVISIONAL	CITY/AURORA
COMMITTEEMAN WHEATLAND PCT 022							
Vote for not more than 1							
Sherrri Hale. . . . .	338	100.00	311	8	13	6	0
COMMITTEEMAN WHEATLAND PCT 023							
Vote for not more than 1							
No Candidate Filed . . . . .	0		0	0	0	0	0
COMMITTEEMAN WHEATLAND PCT 024							
Vote for not more than 1							
No Candidate Filed . . . . .	0		0	0	0	0	0
COMMITTEEMAN WHEATLAND PCT 025							
Vote for not more than 1							
No Candidate Filed . . . . .	0		0	0	0	0	0
COMMITTEEMAN WHEATLAND PCT 026							
Vote for not more than 1							
No Candidate Filed . . . . .	0		0	0	0	0	0
COMMITTEEMAN WHEATLAND PCT 027							
Vote for not more than 1							
No Candidate Filed . . . . .	0		0	0	0	0	0
COMMITTEEMAN WHEATLAND PCT 028							
Vote for not more than 1							
No Candidate Filed . . . . .	0		0	0	0	0	0
COMMITTEEMAN WHEATLAND PCT 029							
Vote for not more than 1							
No Candidate Filed . . . . .	0		0	0	0	0	0
COMMITTEEMAN WHEATLAND PCT 030							
Vote for not more than 1							
No Candidate Filed . . . . .	0		0	0	0	0	0
COMMITTEEMAN WILL PCT 001							
Vote for not more than 1							
No Candidate Filed . . . . .	0		0	0	0	0	0
COMMITTEEMAN WILMINGTON PCT 001							
Vote for not more than 1							
No Candidate Filed . . . . .	0		0	0	0	0	0

ELECTION SUMMARY

WILL COUNTY, ILLINOIS  
 GENERAL PRIMARY ELECTION  
 MARCH 15, 2016  
 DEMOCRATIC

OFFICIAL RESULTS

	TOTAL VOTES	%	ELECTION DAY	VOTE/MAIL	EARLY VOTING	PROVISIONAL	CITY/AURORA
COMMITTEEMAN WILMINGTON PCT 002							
Vote for not more than 1							
No Candidate Filed . . . . .	0		0	0	0	0	0
COMMITTEEMAN WILMINGTON PCT 003							
Vote for not more than 1							
Sarah M. Horton . . . . .	169	100.00	150	4	12	3	0
COMMITTEEMAN WILTON PCT 001							
Vote for not more than 1							
No Candidate Filed . . . . .	0		0	0	0	0	0



**Nancy Schultz Voots**

**W I L L C O U N T Y C L E R K**



**MISCELLANEOUS  
REFERENDA**

VOTES PERCENT

VILLAGE OF BEECHER REFERENDUM

Vote for not more than 1

01 = YES

02 = NO

745 64.78  
405 35.22

-----  
01 02  
-----

0262 WASHINGTON PCT 001

318 176

0263 WASHINGTON PCT 002

253 147


0264 WASHINGTON PCT 003

174 82

I, the undersigned do hereby certify that on April 5, 2016, I canvassed the returns of an election held on March 15, 2016 for VILLAGE OF BEECHER and I proclaim that a total of 1,230 voters requested and received ballots and I do further certify that the following Question of Public Policy did receive the number of votes herein recorded and has **PASSED**.

**Shall the Village of Beecher be authorized to impose a tax at the rate of 1% upon all persons engaged in the business of selling tangible personal property and upon all persons engaged in the business of making sales of service in the Village on gross receipts from the sales made in the course of their business to be used for public infrastructure improvement purposes?**

I further certify that the above is a true and complete Abstract of Votes and was prepared in my presence on April 5, 2016.

  
Nancy Schultz Voots, County Clerk  
The County of Will, Illinois



VILLAGE OF HOMER GLEN REFERENDUM


VOTES PERCENT

Vote for not more than 1			
01 = YES		6,636	89.06
02 = NO		815	10.94
	-----		
	01	02	
	-----		
0087 HOMER PCT 001	79	4	
0088 HOMER PCT 002	597	72	
0089 HOMER PCT 003	484	59	
0090 HOMER PCT 004	628	75	
0091 HOMER PCT 005	465	81	
0092 HOMER PCT 006	466	50	
0093 HOMER PCT 007	545	65	
0094 HOMER PCT 008	509	66	
0095 HOMER PCT 009	455	58	
0096 HOMER PCT 010	224	19	
0097 HOMER PCT 011	518	74	
0098 HOMER PCT 012	526	70	
0100 HOMER PCT 014	235	18	
0102 HOMER PCT 016	261	38	
0103 HOMER PCT 017	628	62	
0181 NEW LENOX PCT 002	16	4	

I, the undersigned do hereby certify that on April 5, 2016, I canvassed the returns of an election held on March 15, 2016 for VILLAGE OF HOMER GLEN and I proclaim that a total of 7,863 voters requested and received ballots and I do further certify that the following Question of Public Policy did receive the number of votes herein recorded and has **PASSED**.

**Shall the term of office for the person elected to the office of Village President of the Village of Homer Glen be limited such that no person so elected may serve more than two (2) full four (4) year terms?**

I further certify that the above is a true and complete Abstract of Votes and was prepared in my presence on April 5, 2016.

  
 Nancy Schultz Voots, County Clerk  
 The County of Will, Illinois

VOTES PERCENT

HOMER TOWNSHIP REFERENDUM  
Vote for not more than 1  
01 = YES  
02 = NO

9,475 87.25  
1,385 12.75


-----  
01 02  
-----

0087 HOMER PCT 001	430	98
0088 HOMER PCT 002	599	78
0089 HOMER PCT 003	499	42
0090 HOMER PCT 004	614	84
0091 HOMER PCT 005	475	73
0092 HOMER PCT 006	523	63
0093 HOMER PCT 007	525	85
0094 HOMER PCT 008	506	66
0095 HOMER PCT 009	451	59
0096 HOMER PCT 010	511	83
0097 HOMER PCT 011	512	76
0098 HOMER PCT 012	540	70
0099 HOMER PCT 013	405	68
0100 HOMER PCT 014	691	103
0101 HOMER PCT 015	587	103
0102 HOMER PCT 016	443	74
0103 HOMER PCT 017	624	65
0104 HOMER PCT 018	540	95

I, the undersigned do hereby certify that on April 5, 2016, I canvassed the returns of an election held on March 15, 2016 for HOMER TOWNSHIP and I proclaim that a total of 11,553 voters requested and received ballots and I do further certify that the following Question of Public Policy did receive the number of votes herein recorded and has **PASSED**.

**Shall each taxing body located partially or wholly within Homer Township be required to seek voter approval by referendum prior to increasing its annual total property tax levy?**

I further certify that the above is a true and complete Abstract of Votes and was prepared in my presence on April 5, 2016.

  
Nancy Schultz Vrots, County Clerk  
The County of Will, Illinois

FRANKFORT SQUARE PARK DISTRICT REFERENDUM

VOTES PERCENT

Vote for not more than 1

01 = YES

2,348 47.72

02 = NO


2,572 52.28

	01	02
0059 FRANKFORT PCT 003	103	347
0060 FRANKFORT PCT 004	9	12
0064 FRANKFORT PCT 008	65	69
0065 FRANKFORT PCT 009	240	356
0066 FRANKFORT PCT 010	252	334
0070 FRANKFORT PCT 014	276	279
0071 FRANKFORT PCT 015	303	232
0072 FRANKFORT PCT 016	284	263
0075 FRANKFORT PCT 019	304	254
0076 FRANKFORT PCT 020	336	287
0078 FRANKFORT PCT 022	0	0
0080 FRANKFORT PCT 024	176	139

I, the undersigned do hereby certify that on April 5, 2016, I canvassed the returns of an election held on March 15, 2016 for FRANKFORT SQUARE PARK DISTRICT and I proclaim that a total of 5,582 voters requested and received ballots and I do further certify that the following Question of Public Policy did receive the number of votes herein recorded and has **FAILED**.

**Shall bonds of the Frankfort Square Park District, Will and Cook Counties, Illinois, to the amount of Three Million Five Hundred Thousand Dollars (\$3,500,000) be issued for the payment of land purchased for parks, for the building, maintaining, improving and protecting of the same and the existing land and facilities of said Park District, to provide for the permanent financing therefor, and for the payment of expenses incident thereto?**

I further certify that the above is a true and complete Abstract of Votes and was prepared in my presence on April 5, 2016.

  
Nancy Schultz Voets, County Clerk  
The County of Will, Illinois

**Frankfort Square Park District, Issue Bonds**

		Registered	Ballots Cast	Turnout (%)	YES	NO								
9000001	All Tally Types	3	6	200.00	4	1								
9000001	Total	3	6	200.00	4	1								
9000007	All Tally Types	262	153	58.40	89	42								
9000007	Total	262	153	58.40	89	42								
Total - All Tally Types		265	159	60.00	93	43								
Contest Total		265	159	60.00	93	43								

PLAINFIELD PUBLIC LIBRARY DISTRICT  
PROPOSITION TO ISSUE BONDS

Vote for not more than 1

01 = YES

02 = NO

VOTES	PERCENT
8,233	44.23
10,382	55.77

	01	02
0202 PLAINFIELD PCT 001	289	341
0203 PLAINFIELD PCT 002	201	382
0204 PLAINFIELD PCT 003	204	368
0205 PLAINFIELD PCT 004	182	118
0206 PLAINFIELD PCT 005	275	244
0207 PLAINFIELD PCT 006	300	280
0208 PLAINFIELD PCT 007	310	222
0209 PLAINFIELD PCT 008	283	380
0210 PLAINFIELD PCT 009	288	370
0211 PLAINFIELD PCT 010	238	357
0212 PLAINFIELD PCT 011	140	89
0213 PLAINFIELD PCT 012	275	238
0214 PLAINFIELD PCT 013	285	458
0215 PLAINFIELD PCT 014	261	353
0216 PLAINFIELD PCT 015	203	443
0217 PLAINFIELD PCT 016	206	390
0218 PLAINFIELD PCT 017	47	83
0219 PLAINFIELD PCT 018	108	159
0220 PLAINFIELD PCT 019	222	245
0221 PLAINFIELD PCT 020	121	142
0222 PLAINFIELD PCT 021	79	125
0223 PLAINFIELD PCT 022	190	321
0224 PLAINFIELD PCT 023	67	139
0225 PLAINFIELD PCT 024	116	246
0226 PLAINFIELD PCT 025	163	127
0227 PLAINFIELD PCT 026	127	114
0228 PLAINFIELD PCT 027	210	196
0229 PLAINFIELD PCT 028	49	34
0230 PLAINFIELD PCT 029	1	1
0232 PLAINFIELD PCT 031	12	31
0233 PLAINFIELD PCT 032	2	6
0234 PLAINFIELD PCT 033	0	4
0235 PLAINFIELD PCT 034	12	24
0236 PLAINFIELD PCT 035	153	145
0266 WHEATLAND PCT 001	295	282
0281 WHEATLAND PCT 016	92	85
0284 WHEATLAND PCT 019	157	200
0287 WHEATLAND PCT 022	247	279
0288 WHEATLAND PCT 023	211	188
0290 WHEATLAND PCT 025	295	361
0291 WHEATLAND PCT 026	158	372
0292 WHEATLAND PCT 027	289	223
0293 WHEATLAND PCT 028	233	403
0294 WHEATLAND PCT 029	360	403
0295 WHEATLAND PCT 030	277	411

I, the undersigned do hereby certify that on April 5, 2016, I canvassed the returns of an election held on March 15, 2016 for PLAINFIELD PUBLIC LIBRARY DISTRICT and I proclaim that a total of 19,664 voters requested and received ballots and I do further certify that the following Question of Public Policy did receive the number of votes herein recorded and has **FAILED**.

**Shall the bonds of the Plainfield Public Library District, Will and Kendall Counties, Illinois, in the amount of \$39,000,000 be issued for the purpose of constructing a new Plainfield Public Library Building on the north side of the existing library site, acquiring property for such Library Building, demolishing the existing Library Building, constructing site improvements including parking and furnishing necessary equipment and acquiring library materials and electronic data storage and retrieval facilities in connection therewith?**

I further certify that the above is a true and complete Abstract of Votes and was prepared in my presence on April 5, 2016.

*Nancy Schultz Voots*  
Nancy Schultz Voots, County Clerk  
The County of Will, Illinois

PLAINFIELD PUBLIC LIBRARY DISTRICT  
 PROPOSITION TO ISSUE BONDS

VOTES PERCENT

Vote for not more than 1  
 01 = YES  
 02 = NO

8,233 44.23  
 10,382 55.77

	01	02
0202 PLAINFIELD PCT 001	289	341
0203 PLAINFIELD PCT 002	201	382
0204 PLAINFIELD PCT 003	204	368
0205 PLAINFIELD PCT 004	182	118
0206 PLAINFIELD PCT 005	275	244
0207 PLAINFIELD PCT 006	300	280
0208 PLAINFIELD PCT 007	310	222
0209 PLAINFIELD PCT 008	283	380
0210 PLAINFIELD PCT 009	288	370
0211 PLAINFIELD PCT 010	238	357
0212 PLAINFIELD PCT 011	140	89
0213 PLAINFIELD PCT 012	275	238
0214 PLAINFIELD PCT 013	285	458
0215 PLAINFIELD PCT 014	261	353
0216 PLAINFIELD PCT 015	203	443
0217 PLAINFIELD PCT 016	206	390
0218 PLAINFIELD PCT 017	47	83
0219 PLAINFIELD PCT 018	108	159
0220 PLAINFIELD PCT 019	222	245
0221 PLAINFIELD PCT 020	121	142
0222 PLAINFIELD PCT 021	79	125
0223 PLAINFIELD PCT 022	190	321
0224 PLAINFIELD PCT 023	67	139
0225 PLAINFIELD PCT 024	116	246
0226 PLAINFIELD PCT 025	163	127
0227 PLAINFIELD PCT 026	127	114
0228 PLAINFIELD PCT 027	210	196
0229 PLAINFIELD PCT 028	49	34
0230 PLAINFIELD PCT 029	1	1
0232 PLAINFIELD PCT 031	12	31
0233 PLAINFIELD PCT 032	2	6
0234 PLAINFIELD PCT 033	0	4
0235 PLAINFIELD PCT 034	12	24
0236 PLAINFIELD PCT 035	153	145
0266 WHEATLAND PCT 001	295	282
0281 WHEATLAND PCT 016	92	85
0284 WHEATLAND PCT 019	157	200
0287 WHEATLAND PCT 022	247	279
0288 WHEATLAND PCT 023	211	188
0290 WHEATLAND PCT 025	295	361
0291 WHEATLAND PCT 026	158	372
0292 WHEATLAND PCT 027	289	223
0293 WHEATLAND PCT 028	233	403
0294 WHEATLAND PCT 029	360	403
0295 WHEATLAND PCT 030	277	411

I, the undersigned do hereby certify that on April 5, 2016, I canvassed the returns of an election held on March 15, 2016 for PLAINFIELD PUBLIC LIBRARY DISTRICT and I proclaim that a total of 19,664 voters requested and received ballots and I do further certify that the following Question of Public Policy did receive the number of votes herein recorded and has **FAILED**.

**Shall the limiting rate under the Property Tax Extension Limitation Law for the Plainfield Public Library District, Will and Kendall Counties, Illinois, be increased by an additional amount equal to 0.0390% above the limiting rate for any purpose of said Library District for levy year 2014 and be equal to 0.2442% of the equalized assessed value of the taxable property therein for levy year 2016?**

- (1) The approximate amount of taxes extendable at the most recently extended limiting rate is \$3,647,727, and the approximate amount of taxes extendable if the proposition is approved is \$4,339,712.
- (2) For the 2016 levy year the approximate amount of the additional tax extendable against property containing a single family residence and having a fair market value at the time of the referendum of \$100,000 is estimated to be \$13.00.
- (3) If the proposition is approved, the aggregate extension for 2016 will be determined by the limiting rate set forth in the proposition, rather than the otherwise applicable limiting rate calculated under the provisions of the Property Tax Extension Limitation Law (commonly known as the Property Tax Cap Law).

I further certify that the above is a true and complete Abstract of Votes and was prepared in my presence on April 5, 2016.

*Nancy Schultz Voots*  
 Nancy Schultz Voots, County Clerk  
 The County of Will, Illinois

JURISDICTIONAL CANVASS

RUN DATE:04/01/16 02:37 PM

MARCH 15, 2016  
KENDALL COUNTY, ILLINOIS

KENDALL RESULTS

REPORT-EL86 PAGE 003

WITH 2 OF 2 PRECINCTS REPORTING

VOTES PERCENT

VOTES PERCENT

PLAINFIELD LIBRARY RATE QUESTION

01 = BALLOTS CAST  
PLAINFIELD LIBRARY BONDS QUESTION  
Vote for 1  
02 = YES  
03 = NO  
04 = OVER VOTES  
05 = UNDER VOTES

0  
Vote for 1  
06 = YES  
07 = NO  
08 = OVER VOTES  
09 = UNDER VOTES  
0  
0  
0  
0

0  
0  
0  
0

	01	02	03	04	05	06	07	08	09
0074 NA AU SAY 1	0	0	0	0	0	0	0	0	0
0075 NA AU SAY 2	0	0	0	0	0	0	0	0	0

0074 NA AU SAY 1  
0075 NA AU SAY 2

WHITE OAK LIBRARY REFERENDUM

Vote for not more than 1

01 = YES  
 02 = NO

VOTES PERCENT  
 5,631 34.61  
 10,639 65.39


	01	02
0050 DU PAGE PCT 032	240	369
0051 DU PAGE PCT 033	154	263
0052 DU PAGE PCT 034	150	289
0053 DU PAGE PCT 035	113	170
0054 DU PAGE PCT 036	185	367
0055 DU PAGE PCT 037	189	277
0107 JOLIET PCT 001	99	159
0108 JOLIET PCT 002	6	3
0144 LOCKPORT PCT 001	334	557
0145 LOCKPORT PCT 002	164	390
0146 LOCKPORT PCT 003	165	347
0147 LOCKPORT PCT 004	123	278
0148 LOCKPORT PCT 005	141	371
0149 LOCKPORT PCT 006	199	356
0150 LOCKPORT PCT 007	182	385
0151 LOCKPORT PCT 008	127	313
0152 LOCKPORT PCT 009	281	497
0153 LOCKPORT PCT 010	171	337
0154 LOCKPORT PCT 011	194	343
0155 LOCKPORT PCT 012	90	275
0156 LOCKPORT PCT 013	406	613
0157 LOCKPORT PCT 014	135	293
0158 LOCKPORT PCT 015	143	258
0159 LOCKPORT PCT 016	231	389
0160 LOCKPORT PCT 017	238	390
0161 LOCKPORT PCT 018	212	460
0162 LOCKPORT PCT 019	155	358
0163 LOCKPORT PCT 020	158	293
0164 LOCKPORT PCT 021	141	282
0165 LOCKPORT PCT 022	164	239
0166 LOCKPORT PCT 023	122	231
0167 LOCKPORT PCT 024	97	213
0235 PLAINFIELD PCT 034	72	182
0245 TROY PCT 006	50	92

I, the undersigned do hereby certify that on April 5, 2016, I canvassed the returns of an election held on March 15, 2016 for WHITE OAK LIBRARY DISTRICT and I proclaim that a total of 18,192 voters requested and received ballots and I do further certify that the following Question of Public Policy did receive the number of votes herein recorded and has **FAILED**.

**Shall the limiting rate under the Property Tax Extension Limitation Law for the White Oak Library District, Will County, Illinois, be increased by an additional amount equal to 0.0305% above the limiting rate for levy year 2014 and be equal to 0.23% of the equalized assessed value of the taxable property therein for levy year 2016?**

- (1) The approximate amount of taxes extendable at the most recently extended limiting rate is \$3,411,293, and the approximate amount of taxes extendable if the proposition is approved is \$3,932,819.
- (2) For the 2016 levy year the approximate amount of the additional tax extendable against property containing a single family residence and having a fair market value at the time of the referendum of \$100,000 is estimated to be \$10.17.
- (3) If the proposition is approved, the aggregate extension for the 2016 levy year will be determined by the limiting rate set forth in the proposition, rather than the otherwise applicable limiting rate calculated under the provisions of the Property Tax Extension Limitation Law (commonly known as the Property Tax Cap Law).

I further certify that the above is a true and complete Abstract of Votes and was prepared in my presence on April 5, 2016.

  
 Nancy Schultz Voets, County Clerk  
 The County of Will, Illinois



TAFT SCHOOL DISTRICT 90 REFERENDUM

VOTES PERCENT


Vote for not more than 1		
01 = YES	443	44.04
02 = NO	563	55.96
	-----	
	01	02
	-----	
0159 LOCKPORT PCT 016	189	201
0161 LOCKPORT PCT 018	254	362
0167 LOCKPORT PCT 024	0	0

I, the undersigned do hereby certify that on April 5, 2016, I canvassed the returns of an election held on March 15, 2016 for TAFT SCHOOL DISTRICT NO. 90 and I proclaim that a total of 1,043 voters requested and received ballots and I do further certify that the following Question of Public Policy did receive the number of votes herein recorded and has **FAILED**.

**Shall the limiting rate under the Property Tax Extension Limitation Law for School District 90, Will County, Illinois, (commonly known as Taft School District 90) be increased by an additional amount equal to 1.0% above the limiting rate for levy year 2015 to provide additional funding for educational purposes and be equal to 4.1869% of the equalized assessed value of the taxable property therein for levy years 2015, 2016, 2017 and 2018?**

- (1) The approximate amount of taxes extendable at the most recently extended limiting rate is \$1,782,532, and the approximate amount of taxes extendable if the proposition is approved is \$2,341,864.
- (2) For the 2015 levy year the approximate amount of the additional tax extendable against property containing a single family residence and having a fair market value at the time of the referendum of \$100,000 is estimated to be \$333.00.
- (3) Based upon an average annual percentage increase in the market value of such property of (-3.695)%, the approximate amount of the additional tax extendable against such property for the 2016 levy year is estimated to be \$321.00; for the 2017 levy year is estimated to be \$309.00; and for the 2018 levy year is estimated to be \$297.00.
- (4) If the proposition is approved, the aggregate extension for 2015, 2016, 2017 and 2018 will be determined by the limiting rate set forth in the proposition, rather than the otherwise applicable limiting rate calculated under the provisions of the Property Tax Extension Limitation Law (commonly known as the Property Tax Cap Law).

I further certify that the above is a true and complete Abstract of Votes and was prepared in my presence on April 5, 2016.

  
 Nancy Schultz Voots, County Clerk  
 The County of Will, Illinois

PEOTONE CUSD 207-U REFERENDUM

Vote for not more than 1


	VOTES	PERCENT
01 = YES	1,008	25.34
02 = NO	2,970	74.66
-----		
	01	02
-----		
0085 GREEN GARDEN PCT 001	121	518
0086 GREEN GARDEN PCT 002	185	558
0170 MANHATTAN PCT 003	22	78
0200 PEOTONE PCT 001	267	595
0201 PEOTONE PCT 002	231	568
0296 WILL PCT 001	126	361
0300 WILTON PCT 001	56	292

I, the undersigned do hereby certify that on April 5, 2016, I canvassed the returns of an election held on March 15, 2016 for PEOTONE COMMUNITY UNIT SCHOOL DISTRICT NO. 207-U and I proclaim that a total of 4,090 voters requested and received ballots and I do further certify that the following Question of Public Policy did receive the number of votes herein recorded and has **FAILED**.

**Shall the limiting rate under the Property Tax Extension Limitation Law for Peotone Community Unit School District No. 207-U, Will and Kankakee Counties, Illinois, be increased by an additional amount equal to 0.9% above the limiting rate for any school purposes of said School District for levy years 2014 and be equal to 4.116% of the equalized assessed value of the taxable property therein for the levy year 2015?**

- (1) The approximate amount of taxes extendable at the most recently extended limiting rate is \$10,556,626, and the approximate amount of taxes extendable if the proposition is approved is \$13,510,813.
- (2) For the 2015 levy year the approximate amount of the additional tax extendable against property containing a single family residence and having a fair market value at the time of the referendum of \$100,000 is estimated to be \$300.
- (3) If the proposition is approved, the aggregate extension for 2015 will be determined by the limiting rate set forth in the proposition, rather than the otherwise applicable limiting rate calculated under the provisions of the Property Tax Extension Limitation Law (commonly known as the Property Tax Cap Law).

I further certify that the above is a true and complete Abstract of Votes and was prepared in my presence on April 5, 2016.

  
 Nancy Schultz Voth, County Clerk  
 The County of Will, Illinois

Statement of Votes Cast  
 2016 General Primary Election  
 SOVC For Jurisdiction Wide, All Counters, All Races

Date:03/30/16  
 Time:08:09:46  
 Page:164 of 164

PEOTONE 207U - INC LIMIT RATE

	Reg. Voters	Times Counted	Total Votes	YES		NO
Jurisdiction Wide						
ROCKVILLE	0	0	0	0	-	0
Total	0	0	0	0	-	0

Statement of Votes Cast  
 2016 General Primary Election  
 SOVC For Jurisdiction Wide, All Counters, All Races

Date:03/30/16  
 Time:08:09:46  
 Page:164 of 164

PEOTONE 207U - INC LIMIT RATE

	Reg. Voters	Times Counted	Total Votes	YES		NO
Jurisdiction Wide						
ROCKVILLE	0	0	0	0	-	0
Total	0	0	0	0	-	0

VOTES PERCENT

NORTHWEST HOMER FIRE PROTECTION DISTRICT REFERENDUM

Vote for not more than 1

01 = YES 2,303 50.76  
 02 = NO 2,234 49.24

-----  
 01 02  
 -----


0087 HOMER PCT 001	226	207
0088 HOMER PCT 002	225	278
0089 HOMER PCT 003	315	223
0090 HOMER PCT 004	338	362
0091 HOMER PCT 005	286	223
0092 HOMER PCT 006	305	279
0093 HOMER PCT 007	103	92
0094 HOMER PCT 008	254	313
0095 HOMER PCT 009	251	257

I, the undersigned do hereby certify that on April 5, 2016, I canvassed the returns of an election held on March 15, 2016 for NORTHWEST HOMER FIRE PROTECTION DISTRICT and I proclaim that a total of 4,859 voters requested and received ballots and I do further certify that the following Question of Public Policy did receive the number of votes herein recorded and has **PASSED**.

**Shall the limiting rate under the Property Tax Extension Limitation Law for the Northwest Homer Fire Protection District, Will and Cook Counties, Illinois, be increased by an additional amount equal to 0.09% above the limiting rate for fire protection and ambulance purposes for levy year 2014 and be equal to 0.5796% of the equalized assessed value of the taxable property for levy years 2016, 2017, 2018 and 2019?**

- (1) The approximate amount of taxes extendable at the most recent extended limiting rate is \$2,415,229, and the approximate amount of taxes extendable if the proposition is approved is \$2,859,205.
- (2) For the 2016 levy year the approximate amount of the additional tax extendable against property containing a single family residence and having a fair market value of \$100,000 at the time of referendum is estimated to be \$30.00 in Will County and \$24.23 in Cook County.
- (3) Based upon an average annual percentage increase in the market value of such property of -4.253%, the approximate amount of the additional tax extendable against such property for the 2017 levy year is estimated to be \$28.72 in Will County and \$23.20 in Cook County and for the 2018 levy year is estimated to be \$27.50 in Will County and \$22.21 in Cook County and for the 2019 levy year is estimated to be \$26.33 in Will County and \$21.27 in Cook County.
- (4) If the proposition is approved, the aggregate extension for 2016, 2017, 2018 and 2019 will be determined by the limiting rate set forth in the proposition, rather than the otherwise applicable limiting rate calculated under the provisions of the Property Tax Extension Limitation Law (commonly known as the Property Tax Cap Law).

I further certify that the above is a true and complete Abstract of Votes and was prepared in my presence on April 5, 2016.

  
 Nancy Schultz Voots, County Clerk  
 The County of Will, Illinois

**Northwest Homer Fire Prot. Dist., Limiting Rate**

		Registered	Ballots Cast	Turnout (%)	YES	NO							
7700009	All Tally Types	137	21	15.33	7	14							
7700009	Total	137	21	15.33	7	14							
7700011	All Tally Types	76	37	48.68	12	20							
7700011	Total	76	37	48.68	12	20							
Total - All Tally Types		213	58	27.23	19	34							
Contest Total		213	58	27.23	19	34							