



Nancy Schultz Voots

W I L L C O U N T Y C L E R K

**WILL COUNTY
GENERAL
ELECTION
NOVEMBER 4, 2014
JOLIET, ILLINOIS**

**ELECTION SUMMARY
(INCLUDING CITY OF AURORA RESULTS)
WRITE-IN VOTE LISTING
NONPARTISAN CANDIDATES
MISCELLANEOUS REFERENDA**



Nancy Schultz Voots


W I L L C O U N T Y C L E R K

Will County Clerk's Office • 302 N. Chicago Street • Joliet, Illinois 60432
815 • 740 • 4615 • Fax: 815 • 740 • 4699
Website: www.thewillcountyclerk.com • E-mail: coclrk@willcountyillinois.com

CERTIFICATE OF CANVASS RESULTS

State of Illinois }
County of Will } SS

I, Nancy Schultz Voots, do hereby certify that on November 25, 2014, I canvassed the returns of the General Election held on November 4, 2014 for the County of Will and the foregoing true and complete Abstract of Votes was prepared in my presence in the office of the County Clerk in Will County, this 25th day of November, 2014.



Nancy Schultz Voots, County Clerk
The County of Will, Illinois



Nancy Schultz Voots

W I L L C O U N T Y C L E R K

A stylized graphic of the American flag, with the stars and stripes rendered in a soft, glowing blue and white color scheme, positioned behind the main title.

ELECTION SUMMARY

(INCLUDING CITY OF AURORA RESULTS)

ABSTRACT SUMMARY

WILL COUNTY, ILLINOIS
 GENERAL ELECTION
 NOVEMBER 4, 2014

OFFICIAL RESULTS

	TOTAL VOTES	%	ELECTION DAY	MAIL	IN-PERSON	PROVISIONAL	CITY/AURORA
PRECINCTS COUNTED (OF 303)	303	100.00					
REGISTERED VOTERS - TOTAL	388,057						
BALLOTS CAST - TOTAL	197,970		159,906	10,375	22,388	2,862	2,439
BALLOTS CAST - GENERAL	195,375		159,761	10,367	22,386	2,861	0
BALLOTS CAST - FEDERAL	156		145	8	2	1	0
BALLOTS CAST - BLANK	30	.02	17	4	9	0	0
VOTER TURNOUT - TOTAL		51.02					
VOTER TURNOUT - GENERAL		50.35					
VOTER TURNOUT - FEDERAL		.04					
CONSTITUTIONAL AMENDMENT PROPOSAL 1							
CRIME VICTIMS BILL OF RIGHTS							
Vote for not more than 1							
YES	152,871	81.37	124,257	7,663	16,736	2,240	1,975
NO	34,995	18.63	27,407	2,105	4,687	421	375
CONSTITUTIONAL AMENDMENT PROPOSAL 2							
SUFFRAGE AND ELECTIONS							
Vote for not more than 1							
YES	128,493	68.57	104,338	6,437	13,924	2,001	1,793
NO	58,909	31.43	46,763	3,419	7,506	674	547
STATE ADVISORY QUESTION 1 MINIMUM WAGE							
Vote for not more than 1							
YES	126,108	65.18	101,912	6,613	13,893	2,038	1,652
NO	67,370	34.82	54,265	3,525	8,080	737	763
STATE ADVISORY QUESTION 2 HEALTH INSURANCE							
Vote for not more than 1							
YES	122,519	63.61	100,141	5,876	12,809	2,002	1,691
NO	70,105	36.39	55,364	4,201	9,069	750	721
STATE ADVISORY QUESTION 3 MILLIONAIRE'S TAX							
Vote for not more than 1							
YES	114,134	60.06	92,920	5,765	12,038	1,851	1,560
NO	75,885	39.94	60,403	4,202	9,592	864	824
UNITED STATES SENATOR							
Vote for not more than 1							
James D. "Jim" Oberweis (REP)	93,138	48.35	75,409	5,134	10,607	947	1,041
Richard J. Durbin (DEM)	91,471	47.48	73,334	4,634	10,490	1,728	1,285
Sharon Hansen (LIB)	8,028	4.17	6,684	386	735	128	95
GOVERNOR AND LIEUTENANT GOVERNOR							
Vote for not more than 1							
Rauner / Sanguinetti (REP)	109,319	55.55	88,548	5,842	12,532	1,158	1,239
Quinn / Vallas (DEM)	81,548	41.44	65,423	4,124	9,309	1,582	1,110
Grimm / Cummings (LIB)	5,531	2.81	4,695	281	382	97	76
WRITE-IN	411	.21	340	21	38	7	5

	TOTAL VOTES	%	ELECTION DAY	MAIL	IN-PERSON	PROVISIONAL	CITY/AURORA
ATTORNEY GENERAL							
Vote for not more than 1							
Paul M. Schimpf (REP)	81,091	41.42	65,491	4,397	9,432	823	948
Lisa Madigan (DEM)	109,827	56.10	88,497	5,633	12,409	1,894	1,394
Ben Koyl (LIB)	4,858	2.48	4,092	208	397	97	64
SECRETARY OF STATE							
Vote for not more than 1							
Michael Webster (REP)	71,755	36.63	57,853	3,926	8,458	725	793
Jesse White (DEM)	118,750	60.61	95,811	6,062	13,354	1,981	1,542
Christopher Michel (LIB)	5,264	2.69	4,458	232	401	104	69
WRITE-IN.	143	.07	118	12	6	5	2
COMPTROLLER							
Vote for not more than 1							
Judy Baar Topinka (REP)	103,085	52.88	82,761	5,953	12,046	1,135	1,190
Sheila Simon (DEM)	81,499	41.81	65,900	3,820	9,254	1,463	1,062
Julie Fox (LIB)	10,167	5.22	8,556	434	862	174	141
WRITE-IN.	193	.10	165	6	18	3	1
TREASURER							
Vote for not more than 1							
Tom Cross (REP)	107,770	55.59	86,965	5,938	12,412	1,132	1,323
Michael W. Frerichs (DEM)	78,194	40.33	62,826	3,848	9,035	1,509	976
Matthew Skopek (LIB)	7,911	4.08	6,683	372	632	137	87
REPRESENTATIVE IN CONGRESS 1ST CONGRESSIONAL DISTRICT							
Vote for not more than 1							
Jimmy Lee Tillman (REP)	24,129	72.22	19,634	1,191	3,105	199	0
Bobby L. Rush (DEM)	9,283	27.78	7,532	402	1,179	170	0
REPRESENTATIVE IN CONGRESS 2ND CONGRESSIONAL DISTRICT							
Vote for not more than 1							
Eric M. Wallace (REP)	7,907	48.64	6,670	451	720	66	0
Robin Kelly (DEM)	8,320	51.18	6,922	399	858	141	0
WRITE-IN.	28	.17	24	0	4	0	0
REPRESENTATIVE IN CONGRESS 3RD CONGRESSIONAL DISTRICT							
Vote for not more than 1							
Sharon M. Brannigan (REP)	12,411	49.85	10,310	631	1,362	108	0
Daniel William Lipinski (DEM)	12,486	50.15	10,426	574	1,311	175	0
REPRESENTATIVE IN CONGRESS 11TH CONGRESSIONAL DISTRICT							
Vote for not more than 1							
Darlene Senger (REP)	34,867	43.59	28,824	2,106	3,539	398	0
Bill Foster (DEM)	45,130	56.41	36,589	2,617	4,912	1,012	0

ABSTRACT SUMMARY

WILL COUNTY, ILLINOIS
 GENERAL ELECTION
 NOVEMBER 4, 2014

OFFICIAL RESULTS

	TOTAL VOTES	%	ELECTION DAY	MAIL	IN-PERSON	PROVISIONAL	CITY/AURORA
REPRESENTATIVE IN CONGRESS 14TH CONGRESSIONAL DISTRICT							
Vote for not more than 1							
Randall M. "Randy" Hultgren (REP)	18,054	64.22	13,229	872	2,520	234	1,199
Dennis Anderson (DEM)	10,059	35.78	6,888	392	1,432	175	1,172
REPRESENTATIVE IN CONGRESS 16TH CONGRESSIONAL DISTRICT							
Vote for not more than 1							
Adam Kinzinger (REP)	6,138	68.41	5,137	314	637	50	0
Randall Wayne Olsen (DEM)	2,834	31.59	2,428	126	257	23	0
STATE SENATOR 15TH LEGISLATIVE DISTRICT							
Vote for not more than 1							
No Candidate Filed (REP)	0		0	0	0	0	0
Napoleon Harris (DEM)	4,842	100.00	3,995	232	544	71	0
STATE SENATOR 21ST LEGISLATIVE DISTRICT							
Vote for not more than 1							
Michael G. Connelly (REP)	9,204	100.00	7,281	463	1,303	157	0
No Candidate Filed (DEM)	0		0	0	0	0	0
STATE SENATOR 42ND LEGISLATIVE DISTRICT							
Vote for not more than 1							
No Candidate Filed (REP)	0		0	0	0	0	0
Linda Holmes (DEM)	3,742	100.00	1,391	104	312	51	1,884
REPRESENTATIVE IN THE GENERAL ASSEMBLY							
29TH REPRESENTATIVE DISTRICT							
Vote for not more than 1							
No Candidate Filed (REP)	0		0	0	0	0	0
Thaddeus Jones (DEM)	4,754	100.00	3,920	232	531	71	0
REPRESENTATIVE IN THE GENERAL ASSEMBLY							
34TH REPRESENTATIVE DISTRICT							
Vote for not more than 1							
Mark Ekhoﬀ (REP)	2,909	67.12	2,459	157	265	28	0
Elgie R. Sims, Jr. (DEM)	1,425	32.88	1,168	65	175	17	0
REPRESENTATIVE IN THE GENERAL ASSEMBLY							
37TH REPRESENTATIVE DISTRICT							
Vote for not more than 1							
Margo McDermed (REP)	19,959	69.35	16,207	928	2,678	146	0
Nichole Serbin (DEM)	8,820	30.65	7,253	362	1,096	109	0
REPRESENTATIVE IN THE GENERAL ASSEMBLY							
38TH REPRESENTATIVE DISTRICT							
Vote for not more than 1							
Anthony Granata (REP)	1,593	55.66	1,339	83	156	15	0
Al Riley (DEM)	1,269	44.34	1,036	72	134	27	0

ABSTRACT SUMMARY

WILL COUNTY, ILLINOIS
 GENERAL ELECTION
 NOVEMBER 4, 2014

OFFICIAL RESULTS

	TOTAL VOTES	%	ELECTION DAY	MAIL	IN-PERSON	PROVISIONAL	CITY/AURORA
REPRESENTATIVE IN THE GENERAL ASSEMBLY 41ST REPRESENTATIVE DISTRICT							
Vote for not more than 1							
Grant Wehrli (REP)	7,782	71.00	6,141	406	1,110	125	0
Ed Agustin (DEM)	3,178	29.00	2,463	137	504	74	0
REPRESENTATIVE IN THE GENERAL ASSEMBLY 75TH REPRESENTATIVE DISTRICT							
Vote for not more than 1							
John D. Anthony (REP)	3,848	58.21	3,175	217	419	37	0
Martha J. Shugart (DEM).	2,763	41.79	2,399	119	223	22	0
REPRESENTATIVE IN THE GENERAL ASSEMBLY 79TH REPRESENTATIVE DISTRICT							
Vote for not more than 1							
Glenn Nixon (REP).	1,339	71.38	1,133	78	113	15	0
Katherine "Kate" Cloonen (DEM)	537	28.62	467	18	48	4	0
REPRESENTATIVE IN THE GENERAL ASSEMBLY 80TH REPRESENTATIVE DISTRICT							
Vote for not more than 1							
No Candidate Filed (REP)	0		0	0	0	0	0
Anthony DeLuca (DEM).	10,683	100.00	9,070	480	983	150	0
REPRESENTATIVE IN THE GENERAL ASSEMBLY 81ST REPRESENTATIVE DISTRICT							
Vote for not more than 1							
Ron Sandack (REP).	918	67.75	730	60	115	13	0
Elizabeth "Liz" Chaplin (DEM).	437	32.25	328	20	75	14	0
REPRESENTATIVE IN THE GENERAL ASSEMBLY 82ND REPRESENTATIVE DISTRICT							
Vote for not more than 1							
Jim Durkin (REP)	7,839	100.00	6,342	405	1,010	82	0
No Candidate Filed (DEM)	0		0	0	0	0	0
REPRESENTATIVE IN THE GENERAL ASSEMBLY 84TH REPRESENTATIVE DISTRICT							
Vote for not more than 1							
Krishna Bansal (REP).	2,609	50.38	1,168	91	286	32	1,032
Stephanie A. Kifowit (DEM).	2,570	49.62	886	79	212	32	1,361
REPRESENTATIVE IN THE GENERAL ASSEMBLY 85TH REPRESENTATIVE DISTRICT							
Vote for not more than 1							
No Candidate Filed (REP)	0		0	0	0	0	0
Emily McAsey (DEM)	16,928	100.00	13,890	749	1,949	340	0

	TOTAL VOTES	%	ELECTION DAY	MAIL	IN-PERSON	PROVISIONAL	CITY/AURORA
REPRESENTATIVE IN THE GENERAL ASSEMBLY							
86TH REPRESENTATIVE DISTRICT							
Vote for not more than 1							
Diane Harris (REP)	8,810	34.94	7,150	640	929	91	0
Lawrence "Larry" Walsh, Jr. (DEM)	16,408	65.06	13,106	1,177	1,737	388	0
REPRESENTATIVE IN THE GENERAL ASSEMBLY							
97TH REPRESENTATIVE DISTRICT							
Vote for not more than 1							
Mark Batinick (REP)	14,444	56.40	11,610	742	1,912	180	0
Moirra K. Dunn (DEM)	11,109	43.37	8,899	511	1,517	182	0
WRITE-IN.	59	.23	48	4	7	0	0
REPRESENTATIVE IN THE GENERAL ASSEMBLY							
98TH REPRESENTATIVE DISTRICT							
Vote for not more than 1							
Yvonne Bolton (REP)	10,992	38.55	9,280	695	882	135	0
Natalie A. Manley (DEM).	17,520	61.45	14,598	1,011	1,600	311	0
COUNTY CLERK							
Vote for not more than 1							
Nancy Schultz Voots (REP)	164,659	100.00	133,106	8,978	18,544	2,187	1,844
No Candidate Filed (DEM)	0		0	0	0	0	0
COUNTY TREASURER							
Vote for not more than 1							
Steve Weber (REP).	110,527	58.34	89,441	6,008	12,714	1,159	1,205
Laurie Summers (DEM).	78,940	41.66	63,279	4,008	8,963	1,552	1,138
COUNTY SHERIFF							
Vote for not more than 1							
Ken Kaupas (REP)	95,156	49.88	76,373	5,434	11,172	1,043	1,134
Mike Kelley (DEM).	95,628	50.12	77,600	4,568	10,569	1,684	1,207
REGIONAL SUPERINTENDENT OF SCHOOLS (DU PAGE COUNTY)							
Vote for not more than 1							
Darlene J. Ruscitti (REP)	14,503	100.00	11,427	740	2,061	275	0
No Candidate Filed (DEM)	0		0	0	0	0	0
REGIONAL SUPERINTENDENT OF SCHOOLS (GRUNDY AND KENDALL COUNTIES)							
Vote for not more than 1							
Christopher D. Mehochko (REP).	2,108	100.00	295	14	25	0	1,774
No Candidate Filed (DEM)	0		0	0	0	0	0

	TOTAL VOTES	%	ELECTION DAY	MAIL	IN-PERSON	PROVISIONAL	CITY/AURORA
REGIONAL SUPERINTENDENT OF SCHOOLS (IROQUOIS AND KANKAKEE COUNTIES)							
Vote for not more than 1							
Gregg Murphy (REP)	10	100.00	9	1	0	0	0
No Candidate Filed (DEM)	0		0	0	0	0	0
REGIONAL SUPERINTENDENT OF SCHOOLS (WILL COUNTY)							
Vote for not more than 1							
No Candidate Filed (REP)	0		0	0	0	0	0
Shawn Walsh (DEM).	133,050	100.00	109,974	6,933	14,192	1,951	0
COUNTY BOARD MEMBER DISTRICT TWO							
Vote for not more than 2							
Jim Moustis (REP).	10,776	41.48	8,920	552	1,205	99	0
Cory Singer (REP).	9,024	34.74	7,512	482	953	77	0
Donald Keane (DEM)	6,176	23.78	5,020	319	723	114	0
COUNTY BOARD MEMBER DISTRICT FIVE							
Vote for not more than 2							
Darren E. Bennefield (REP).	6,548	30.41	4,493	252	676	74	1,053
Gretchen Fritz (REP).	6,171	28.66	4,248	251	627	56	989
Reed Bible (DEM)	4,345	20.18	2,721	174	486	64	900
Sheila Raddatz (DEM).	4,465	20.74	2,863	174	500	55	873
COUNTY BOARD MEMBER DISTRICT NINE							
Vote for not more than 2							
Annette Parker (REP).	6,443	34.74	5,454	394	541	54	0
Lauren Staley-Ferry (DEM)	7,007	37.78	5,893	425	575	114	0
Walter G. Adamic (DEM)	5,097	27.48	4,161	346	511	79	0
COUNTY BOARD MEMBER DISTRICT ELEVEN							
Vote for not more than 2							
Suzanne Hart (REP)	11,855	62.05	9,273	624	1,754	204	0
Charles "Chuck" Maher (REP)	7,251	37.95	5,594	421	1,115	121	0
No Candidate Filed (DEM)	0		0	0	0	0	0
12TH JUDICIAL CIRCUIT, SUBCIRCUIT 1 (LIVAS VACANCY)							
Vote for not more than 1							
Daniel Rippy (REP)	25,195	58.01	19,661	1,246	2,841	337	1,110
Sherri Hale (DEM).	18,240	41.99	13,928	780	1,969	355	1,208
12TH JUDICIAL CIRCUIT, SUBCIRCUIT 1 (ADDITIONAL JUDGESHIP)							
Vote for not more than 1							
Dave Carlson (REP)	25,413	58.65	19,860	1,243	2,844	336	1,130
Diane M. Para (DEM)	17,917	41.35	13,651	775	1,954	353	1,184

	TOTAL VOTES	%	ELECTION DAY	MAIL	IN-PERSON	PROVISIONAL	CITY/AURORA
12TH JUDICIAL CIRCUIT, SUBCIRCUIT 2 (ADDITIONAL JUDGESHIP)							
Vote for not more than 1							
Dinah Lennon Archambeault (REP)	13,457	44.42	10,742	940	1,632	143	0
Daniel L. Kennedy (DEM).	16,841	55.58	13,309	1,169	1,986	377	0
EAST JOLIET SANITARY DISTRICT TRUSTEE							
Vote for not more than 3							
Jerry D. Ross	195	54.78	158	15	19	3	0
Ed King	161	45.22	135	11	14	1	0
No Candidate Filed	0		0	0	0	0	0
LOCKPORT HEIGHTS SANITARY DISTRICT TRUSTEE							
Vote for not more than 2							
James A. Gorecki	164	57.75	148	7	8	1	0
Roy A. Adcock	120	42.25	109	8	3	0	0
3RD APPELLATE DISTRICT RETAIN WILLIAM E. HOLDRIDGE							
Vote for not more than 1							
YES	126,741	75.29	103,062	6,616	13,622	1,830	1,611
NO.	41,606	24.71	33,258	2,141	5,289	493	425
3RD APPELLATE DISTRICT RETAIN MARY K. O'BRIEN							
Vote for not more than 1							
YES	128,868	76.28	104,649	6,732	14,007	1,856	1,624
NO.	40,080	23.72	32,042	2,085	5,047	480	426
12TH JUDICIAL CIRCUIT DISTRICT RETAIN AMY M. BERTANI-TOMCZAK							
Vote for not more than 1							
YES	130,054	76.38	105,343	6,852	14,324	1,879	1,656
NO.	40,220	23.62	32,357	2,053	4,948	482	380
12TH JUDICIAL CIRCUIT DISTRICT RETAIN SUSAN T. O'LEARY							
Vote for not more than 1							
YES	128,936	76.59	104,472	6,795	14,181	1,842	1,646
NO.	39,402	23.41	31,746	1,983	4,804	496	373
12TH JUDICIAL CIRCUIT DISTRICT RETAIN CARLA ALESSIO POLICANDRIOTES							
Vote for not more than 1							
YES	118,765	70.21	96,157	6,327	12,983	1,731	1,567
NO.	50,385	29.79	40,687	2,535	6,100	611	452

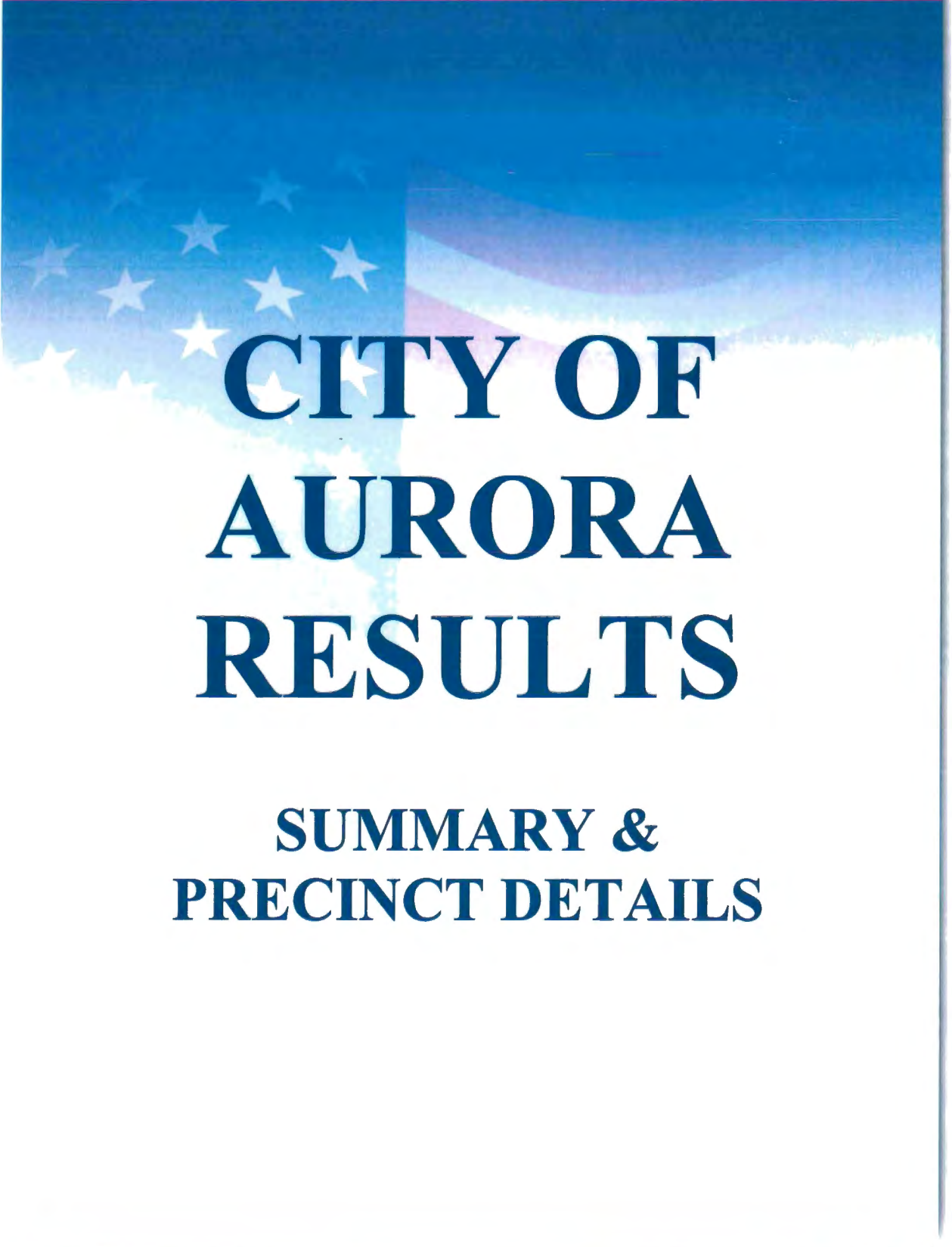
	TOTAL VOTES	%	ELECTION DAY	MAIL	IN-PERSON	PROVISIONAL	CITY/AURORA
12TH JUDICIAL CIRCUIT DISTRICT							
RETAIN RICHARD C. SCHOENSTEDT							
Vote for not more than 1							
YES	124,573	74.07	101,087	6,581	13,579	1,786	1,540
NO.	43,605	25.93	34,983	2,249	5,363	552	458
12TH JUDICIAL CIRCUIT DISTRICT RETAIN SARAH JONES							
Vote for not more than 1							
YES	119,825	71.25	97,228	6,280	13,068	1,718	1,531
NO.	48,342	28.75	38,848	2,491	5,896	618	489
12TH JUDICIAL CIRCUIT DISTRICT RETAIN JEFF ALLEN							
Vote for not more than 1							
YES	126,308	75.36	102,558	6,619	13,787	1,798	1,546
NO.	41,288	24.64	33,077	2,127	5,093	519	472
12TH JUDICIAL CIRCUIT DISTRICT RETAIN PAULA A. GOMORA							
Vote for not more than 1							
YES	125,046	74.37	101,599	6,447	13,625	1,809	1,566
NO.	43,100	25.63	34,465	2,312	5,338	525	460
CITY OF BRAIDWOOD REFERENDUM							
Vote for not more than 1							
YES	331	18.43	255	8	64	4	0
NO.	1,465	81.57	1,229	67	159	10	0
VILLAGE OF TINLEY PARK REFERENDUM							
Vote for not more than 1							
YES	1,762	78.24	1,472	104	163	23	0
NO.	490	21.76	406	23	54	7	0
WILTON TOWNSHIP REFERENDUM							
Vote for not more than 1							
YES	178	43.63	165	7	5	1	0
NO.	230	56.37	207	16	5	2	0
JOLIET PARK DISTRICT REFERENDUM							
Vote for not more than 1							
YES	17,249	70.52	13,746	1,345	1,765	393	0
NO.	7,209	29.48	5,810	511	790	98	0
MOKENA COMMUNITY PARK REFERENDUM							
Vote for not more than 1							
YES	4,643	50.40	3,638	221	733	51	0
NO.	4,570	49.60	3,534	227	769	40	0

	TOTAL VOTES	%	ELECTION DAY	MAIL	IN-PERSON	PROVISIONAL	CITY/AURORA
NEW LENOX COMMUNITY PARK REFERENDUM							
Vote for not more than 1							
YES	5,661	42.47	4,777	164	663	57	0
NO.	7,669	57.53	6,269	374	962	64	0



Nancy Schultz Voots

W I L L C O U N T Y C L E R K



CITY OF AURORA RESULTS

**SUMMARY &
PRECINCT DETAILS**

**AURORA ELECTION COMMISSION
OFFICIAL RESULTS
NOVEMBER 4, 2014
GENERAL ELECTION
WILL COUNTY SUMMARY**

Date: 11/19/14
Time: 15:47:20
Page: 1 of 3

Registered Voters 5681 - Cards Cast 2439 42.93%

Num. Report Precinct 7 - Num. Reporting 7 100.00%

Crime Victims		Total
Number of Precincts	7	
Precincts Reporting	7	100.0 %
Times Counted	2439/5681	42.9 %
Total Votes	2350	
YES	1975	84.04%
NO	375	15.96%

Suffrage/Elections		Total
Number of Precincts	7	
Precincts Reporting	7	100.0 %
Times Counted	2439/5681	42.9 %
Total Votes	2340	
YES	1793	76.62%
NO	547	23.38%

Minimum Wage		Total
Number of Precincts	7	
Precincts Reporting	7	100.0 %
Times Counted	2439/5681	42.9 %
Total Votes	2415	
YES	1652	68.41%
NO	763	31.59%

Women Health		Total
Number of Precincts	7	
Precincts Reporting	7	100.0 %
Times Counted	2439/5681	42.9 %
Total Votes	2412	
YES	1691	70.11%
NO	721	29.89%

3% Tax Increase		Total
Number of Precincts	7	
Precincts Reporting	7	100.0 %
Times Counted	2439/5681	42.9 %
Total Votes	2384	
YES	1560	65.44%
NO	824	34.56%

US SENATOR		Total
Number of Precincts	7	
Precincts Reporting	7	100.0 %
Times Counted	2439/5681	42.9 %
Total Votes	2421	
JIM OBERWEIS	R	1041 43.00%
RICHARD DURBIN	D	1285 53.08%
SHARON HANSEN	LIB	95 3.92%

GOVERNOR/ LIEUTENANT		Total
Number of Precincts	7	
Precincts Reporting	7	100.0 %
Times Counted	2439/5681	42.9 %
Total Votes	2430	
RAUNER/SANGUINETTI	R	1239 50.99%
QUINN/VALLAS	D	1110 45.68%
GRIMM/CUMMINGS	LIB	76 3.13%
ROBERT 'CHICO' PEREZ		0 0.00%
Write-in Votes		5 0.21%

ATTORNEY GENERAL		Total
Number of Precincts	7	
Precincts Reporting	7	100.0 %
Times Counted	2439/5681	42.9 %
Total Votes	2406	
PAUL SCHIMPF	R	948 39.40%
LISA MADIGAN	D	1394 57.94%
BEN KOYL	LIB	64 2.66%

SECRETARY OF STATE		Total
Number of Precincts	7	
Precincts Reporting	7	100.0 %
Times Counted	2439/5681	42.9 %
Total Votes	2406	
MICHAEL WEBSTER	R	793 32.96%
JESSE WHITE	D	1542 64.09%
CHRIS MICHELLI	LIB	69 2.87%
Write-in Votes		2 0.08%

COMPTRROLLER		Total
Number of Precincts	7	
Precincts Reporting	7	100.0 %
Times Counted	2439/5681	42.9 %
Total Votes	2394	
JUDY TOPINKA	R	1190 49.71%
SHEILA SIMON	D	1062 44.36%
JULIE FOX	LIB	141 5.89%
TIMOTHY GOODCASE		0 0.00%
Write-in Votes		1 0.04%

**AURORA ELECTION COMMISSION
OFFICIAL RESULTS
NOVEMBER 4, 2014
GENERAL ELECTION
WILL COUNTY SUMMARY**

Date: 11/19/14
Time: 15:47:20
Page: 2 of 3

Registered Voters 5681 - Cards Cast 2439 42.93%

Num. Report Precinct 7 - Num. Reporting 7 100.00%

STATE TREASURER			
		Total	
Number of Precincts		7	
Precincts Reporting		7	100.0 %
Times Counted		2439/5681	42.9 %
Total Votes		2386	
TOM CROSS	R	1323	55.45%
MICHAEL FRERICHS	D	976	40.91%
MATTHEW SKOPEK	LIB	87	3.65%

WILL CNTY TREASURER			
		Total	
Number of Precincts		7	
Precincts Reporting		7	100.0 %
Times Counted		2439/5681	42.9 %
Total Votes		2343	
STEVE WEBER	R	1205	51.43%
LAURIE SUMMERS	D	1138	48.57%

14TH CONGRESS DIST REP			
		Total	
Number of Precincts		7	
Precincts Reporting		7	100.0 %
Times Counted		2439/5681	42.9 %
Total Votes		2371	
RANDY HULTGREN	R	1199	50.57%
DENNIS ANDERSON	D	1172	49.43%

WILL CNTY SHERIFF			
		Total	
Number of Precincts		7	
Precincts Reporting		7	100.0 %
Times Counted		2439/5681	42.9 %
Total Votes		2341	
KEN KAUPAS	R	1134	48.44%
MIKE KELLEY	D	1207	51.56%

ST SENATOR- 42ND DIST			
		Total	
Number of Precincts		7	
Precincts Reporting		7	100.0 %
Times Counted		2439/5681	42.9 %
Total Votes		1884	
LINDA HOLMES	D	1884	100.00%

REG SUPER-GRNDY/KNDLL			
		Total	
Number of Precincts		7	
Precincts Reporting		7	100.0 %
Times Counted		2439/5681	42.9 %
Total Votes		1774	
CHRIS MEHOCHKO	R	1774	100.00%

84TH GEN ASSEMBLY REP			
		Total	
Number of Precincts		7	
Precincts Reporting		7	100.0 %
Times Counted		2439/5681	42.9 %
Total Votes		2393	
KRISHNA BANSAL	R	1032	43.13%
STEPHANIE KIFOWIT	D	1361	56.87%

WILL CNTY BRD DIST 5			
		Total	
Number of Precincts		7	
Precincts Reporting		7	100.0 %
Times Counted		2439/5681	42.9 %
Total Votes		3815	
DARREN BENNEFIELD	R	1053	27.60%
GRETCHEN FRITZ	R	989	25.92%
REED BIBLE	D	900	23.59%
SHEILA RADDATZ	D	873	22.88%

97TH GEN ASSEMBLY REP			
		Total	
Number of Precincts		1	
Precincts Reporting		1	100.0 %
Times Counted		0/0	
Total Votes		0	
MARK BATINICK	R	0	N/A
MOIRA K. DUNN	D	0	N/A
Write-in Votes		0	N/A

TWELTH JUDICIAL FIRST SUB			
		Total	
Number of Precincts		7	
Precincts Reporting		7	100.0 %
Times Counted		2439/5681	42.9 %
Total Votes		2318	
DANIEL RIPPY	R	1110	47.89%
SHERRI HALE	D	1208	52.11%

WILL CNTY CLERK			
		Total	
Number of Precincts		7	
Precincts Reporting		7	100.0 %
Times Counted		2439/5681	42.9 %
Total Votes		1844	
NANCY SCHULTZ	R	1844	100.00%

**AURORA ELECTION COMMISSION
OFFICIAL RESULTS
NOVEMBER 4, 2014
GENERAL ELECTION
WILL COUNTY SUMMARY**

Date: 11/19/14
Time: 15:47:20
Page: 3 of 3

Registered Voters 5681 - Cards Cast 2439 42.93%

Num. Report Precinct 7 - Num. Reporting 7 100.00%

12th JUD CIR(ADDL A)			
		Total	
Number of Precincts		7	
Precincts Reporting		7	100.0 %
Times Counted		2439/5681	42.9 %
Total Votes		2314	
DAVE CARLSON	R	1130	48.83%
DIANE M. PARA	D	1184	51.17%

Retain Schoenstedt			
		Total	
Number of Precincts		7	
Precincts Reporting		7	100.0 %
Times Counted		2439/5681	42.9 %
Total Votes		1998	
YES		1540	77.08%
NO		458	22.92%

Retain Holdridge			
		Total	
Number of Precincts		7	
Precincts Reporting		7	100.0 %
Times Counted		2439/5681	42.9 %
Total Votes		2036	
YES		1611	79.13%
NO		425	20.87%

Retain Jones			
		Total	
Number of Precincts		7	
Precincts Reporting		7	100.0 %
Times Counted		2439/5681	42.9 %
Total Votes		2020	
YES		1531	75.79%
NO		489	24.21%

Retain O'Brien			
		Total	
Number of Precincts		7	
Precincts Reporting		7	100.0 %
Times Counted		2439/5681	42.9 %
Total Votes		2050	
YES		1624	79.22%
NO		426	20.78%

Retain Allen			
		Total	
Number of Precincts		7	
Precincts Reporting		7	100.0 %
Times Counted		2439/5681	42.9 %
Total Votes		2018	
YES		1546	76.61%
NO		472	23.39%

Retain Tomzak			
		Total	
Number of Precincts		7	
Precincts Reporting		7	100.0 %
Times Counted		2439/5681	42.9 %
Total Votes		2036	
YES		1656	81.34%
NO		380	18.66%

Retain Gomora			
		Total	
Number of Precincts		7	
Precincts Reporting		7	100.0 %
Times Counted		2439/5681	42.9 %
Total Votes		2026	
YES		1566	77.30%
NO		460	22.70%

Retain O'Leary			
		Total	
Number of Precincts		7	
Precincts Reporting		7	100.0 %
Times Counted		2439/5681	42.9 %
Total Votes		2019	
YES		1646	81.53%
NO		373	18.47%

Retain Policandriotes			
		Total	
Number of Precincts		7	
Precincts Reporting		7	100.0 %
Times Counted		2439/5681	42.9 %
Total Votes		2019	
YES		1567	77.61%
NO		452	22.39%

AURORA ELECTION COMMISSION
OFFICIAL RESULTS
NOVEMBER 4, 2014
GENERAL ELECTION
WILL COUNTY
STATEMENT OF VOTES CAST

Date: 11/19/14
 Time: 15:52:18
 Page: 1 of 32

	TURN OUT			Crime Victims						
	Reg. Voters	Cards Cast	% Turnout	Reg. Voters	Times Counted	Total Votes	YES		NO	
Jurisdiction Wide										
Ward 09 Pct 04	883	377	42.70%	883	377	358	301	84.08%	57	15.92%
Ward 09 Pct 05	759	335	44.14%	759	335	323	255	78.95%	68	21.05%
Ward 09 Pct 06	795	328	41.26%	795	328	309	262	84.79%	47	15.21%
Ward 09 Pct 07	1009	460	45.59%	1009	460	445	382	85.84%	63	14.16%
Ward 09 Pct 08	942	388	41.19%	942	388	377	311	82.49%	66	17.51%
Ward 09 Pct 09	845	368	43.55%	845	368	357	312	87.39%	45	12.61%
Ward 09 Pct 10	448	183	40.85%	448	183	181	152	83.98%	29	16.02%
Total	5681	2439	42.93%	5681	2439	2350	1975	84.04%	375	15.96%

AURORA ELECTION COMMISSION
OFFICIAL RESULTS
NOVEMBER 4, 2014
GENERAL ELECTION
WILL COUNTY
STATEMENT OF VOTES CAST

Date:11/19/14
 Time:15:52:18
 Page:2 of 32

	Suffrage/Elections					
	Reg. Voters	Times Counted	Total Votes	YES	NO	
Jurisdiction Wide						
Ward 09 Pct 04	883	377	354	287	81.07%	67 18.93%
Ward 09 Pct 05	759	335	322	258	80.12%	64 19.88%
Ward 09 Pct 06	795	328	313	245	78.27%	68 21.73%
Ward 09 Pct 07	1009	460	443	335	75.62%	108 24.38%
Ward 09 Pct 08	942	388	376	297	78.99%	79 21.01%
Ward 09 Pct 09	845	368	355	237	66.76%	118 33.24%
Ward 09 Pct 10	448	183	177	134	75.71%	43 24.29%
Total	5681	2439	2340	1793	76.62%	547 23.38%

AURORA ELECTION COMMISSION
OFFICIAL RESULTS
NOVEMBER 4, 2014
GENERAL ELECTION
WILL COUNTY
STATEMENT OF VOTES CAST

Date:11/19/14
 Time:15:52:18
 Page:3 of 32

	Minimum Wage						
	Reg. Voters	Times Counted	Total Votes	YES		NO	
Jurisdiction Wide							
Ward 09 Pct 04	883	377	370	255	68.92%	115	31.08%
Ward 09 Pct 05	759	335	332	234	70.48%	98	29.52%
Ward 09 Pct 06	795	328	326	239	73.31%	87	26.69%
Ward 09 Pct 07	1009	460	456	301	66.01%	155	33.99%
Ward 09 Pct 08	942	388	386	269	69.69%	117	30.31%
Ward 09 Pct 09	845	368	363	226	62.26%	137	37.74%
Ward 09 Pct 10	448	183	182	128	70.33%	54	29.67%
Total	5681	2439	2415	1652	68.41%	763	31.59%

AURORA ELECTION COMMISSION
OFFICIAL RESULTS
NOVEMBER 4, 2014
GENERAL ELECTION
WILL COUNTY
STATEMENT OF VOTES CAST

Date: 11/19/14
 Time: 15:52:18
 Page: 4 of 32

Women Health							
	Reg. Voters	Times Counted	Total Votes	YES		NO	
Jurisdiction Wide							
Ward 09 Pct 04	883	377	372	263	70.70%	109	29.30%
Ward 09 Pct 05	759	335	332	235	70.78%	97	29.22%
Ward 09 Pct 06	795	328	326	239	73.31%	87	26.69%
Ward 09 Pct 07	1009	460	454	303	66.74%	151	33.26%
Ward 09 Pct 08	942	388	383	277	72.32%	106	27.68%
Ward 09 Pct 09	845	368	363	239	65.84%	124	34.16%
Ward 09 Pct 10	448	183	182	135	74.18%	47	25.82%
Total	5681	2439	2412	1691	70.11%	721	29.89%

AURORA ELECTION COMMISSION
OFFICIAL RESULTS
NOVEMBER 4, 2014
GENERAL ELECTION
WILL COUNTY
STATEMENT OF VOTES CAST

Date:11/19/14
 Time:15:52:18
 Page:5 of 32

3% Tax Increase							
	Reg. Voters	Times Counted	Total Votes	YES		NO	
Jurisdiction Wide							
Ward 09 Pct 04	883	377	364	234	64.29%	130	35.71%
Ward 09 Pct 05	759	335	332	214	64.46%	118	35.54%
Ward 09 Pct 06	795	328	317	216	68.14%	101	31.86%
Ward 09 Pct 07	1009	460	449	275	61.25%	174	38.75%
Ward 09 Pct 08	942	388	383	256	66.84%	127	33.16%
Ward 09 Pct 09	845	368	361	237	65.65%	124	34.35%
Ward 09 Pct 10	448	183	178	128	71.91%	50	28.09%
Total	5681	2439	2384	1560	65.44%	824	34.56%

AURORA ELECTION COMMISSION
OFFICIAL RESULTS
NOVEMBER 4, 2014
GENERAL ELECTION
WILL COUNTY
STATEMENT OF VOTES CAST

Date:11/19/14
 Time:15:52:18
 Page:6 of 32

US SENATOR									
	Reg. Voters	Times Counted	Total Votes	JIM OBERWEIS (R)		RICHARD DURBIN (D)		SHARON HANSEN (LIB)	
Jurisdiction Wide									
Ward 09 Pct 04	883	377	373	170	45.58%	190	50.94%	13	3.49%
Ward 09 Pct 05	759	335	335	129	38.51%	188	56.12%	18	5.37%
Ward 09 Pct 06	795	328	327	113	34.56%	198	60.55%	16	4.89%
Ward 09 Pct 07	1009	460	455	212	46.59%	225	49.45%	18	3.96%
Ward 09 Pct 08	942	388	383	155	40.47%	214	55.87%	14	3.66%
Ward 09 Pct 09	845	368	366	183	50.00%	173	47.27%	10	2.73%
Ward 09 Pct 10	448	183	182	79	43.41%	97	53.30%	6	3.30%
Total	5681	2439	2421	1041	43.00%	1285	53.08%	95	3.92%

AURORA ELECTION COMMISSION
OFFICIAL RESULTS
NOVEMBER 4, 2014
GENERAL ELECTION
WILL COUNTY
STATEMENT OF VOTES CAST

Date: 11/19/14
 Time: 15:52:18
 Page: 7 of 32

GOVERNOR/ LIEUTENANT

	Reg. Voters	Times Counted	Total Votes	RAUNER/SANGUINET (R)	QUINN/VALLAS (D)	GRIMM/CUMMING (LIB)	ROBERT 'CHICO' PEREZ
Jurisdiction Wide							
Ward 09 Pct 04	883	377	373	186 49.87%	169 45.31%	17 4.56%	0 0.00%
Ward 09 Pct 05	759	335	335	162 48.36%	160 47.76%	13 3.88%	0 0.00%
Ward 09 Pct 06	795	328	327	149 45.57%	167 51.07%	11 3.36%	0 0.00%
Ward 09 Pct 07	1009	460	458	254 55.46%	195 42.58%	9 1.97%	0 0.00%
Ward 09 Pct 08	942	388	387	188 48.58%	184 47.55%	13 3.36%	0 0.00%
Ward 09 Pct 09	845	368	367	199 54.22%	159 43.32%	9 2.45%	0 0.00%
Ward 09 Pct 10	448	183	183	101 55.19%	76 41.53%	4 2.19%	0 0.00%
Total	5681	2439	2430	1239 50.99%	1110 45.68%	76 3.13%	0 0.00%

AURORA ELECTION COMMISSION
OFFICIAL RESULTS
NOVEMBER 4, 2014
GENERAL ELECTION
WILL COUNTY
STATEMENT OF VOTES CAST

Date:11/19/14
 Time:15:52:19
 Page:8 of 32

	GOVERNOR/ LIEUTENANT		ATTORNEY GENERAL								
	Write-In Votes		Reg. Voters	Times Counted	Total Votes	PAUL SCHIMPF (R)		LISA MADIGAN (D)		BEN KOYL (LIB)	
Jurisdiction Wide											
Ward 09 Pct 04	1	0.27%	883	377	368	162	44.02%	194	52.72%	12	3.26%
Ward 09 Pct 05	0	0.00%	759	335	330	116	35.15%	208	63.03%	6	1.82%
Ward 09 Pct 06	0	0.00%	795	328	324	111	34.26%	202	62.35%	11	3.40%
Ward 09 Pct 07	0	0.00%	1009	460	456	206	45.18%	239	52.41%	11	2.41%
Ward 09 Pct 08	2	0.52%	942	388	381	127	33.33%	241	63.25%	13	3.41%
Ward 09 Pct 09	0	0.00%	845	368	366	166	45.36%	196	53.55%	4	1.09%
Ward 09 Pct 10	2	1.09%	448	183	181	60	33.15%	114	62.98%	7	3.87%
Total	5	0.21%	5681	2439	2406	948	39.40%	1394	57.94%	64	2.66%

AURORA ELECTION COMMISSION
OFFICIAL RESULTS
NOVEMBER 4, 2014
GENERAL ELECTION
WILL COUNTY
STATEMENT OF VOTES CAST

Date:11/19/14
 Time:15:52:19
 Page:9 of 32

SECRETARY OF STATE

	Reg. Voters	Times Counted	Total Votes	MICHAEL WEBSTER (R)	JESSE WHITE (D)	CHRIS MICHELLI (LIB)	Write-In Votes
Jurisdiction Wide							
Ward 09 Pct 04	883	377	365	122 33.42%	230 63.01%	13 3.56%	0 0.00%
Ward 09 Pct 05	759	335	333	109 32.73%	217 65.17%	7 2.10%	0 0.00%
Ward 09 Pct 06	795	328	325	93 28.62%	215 66.15%	17 5.23%	0 0.00%
Ward 09 Pct 07	1009	460	454	174 38.33%	265 58.37%	15 3.30%	0 0.00%
Ward 09 Pct 08	942	388	386	115 29.79%	264 68.39%	7 1.81%	0 0.00%
Ward 09 Pct 09	845	368	362	128 35.36%	226 62.43%	7 1.93%	1 0.28%
Ward 09 Pct 10	448	183	181	52 28.73%	125 69.06%	3 1.66%	1 0.55%
Total	5681	2439	2406	793 32.96%	1542 64.09%	69 2.87%	2 0.08%

AURORA ELECTION COMMISSION
OFFICIAL RESULTS
NOVEMBER 4, 2014
GENERAL ELECTION
WILL COUNTY
STATEMENT OF VOTES CAST

Date: 11/19/14
 Time: 15:52:19
 Page: 10 of 32

COMPTROLLER

	Reg. Voters	Times Counted	Total Votes	JUDY TOPINKA (R)	SHEILA SIMON (D)	JULIE FOX (LIB)
Jurisdiction Wide						
Ward 09 Pct 04	883	377	365	173 47.40%	168 46.03%	24 6.58%
Ward 09 Pct 05	759	335	329	173 52.58%	143 43.47%	13 3.95%
Ward 09 Pct 06	795	328	322	142 44.10%	155 48.14%	25 7.76%
Ward 09 Pct 07	1009	460	454	233 51.32%	199 43.83%	22 4.85%
Ward 09 Pct 08	942	388	383	191 49.87%	168 43.86%	24 6.27%
Ward 09 Pct 09	845	368	363	189 52.07%	152 41.87%	22 6.06%
Ward 09 Pct 10	448	183	178	89 50.00%	77 43.26%	11 6.18%
Total	5681	2439	2394	1190 49.71%	1062 44.36%	141 5.89%

AURORA ELECTION COMMISSION
OFFICIAL RESULTS
NOVEMBER 4, 2014
GENERAL ELECTION
WILL COUNTY
STATEMENT OF VOTES CAST

Date:11/19/14
 Time:15:52:19
 Page:11 of 32

	COMPTROLLER			
	TIMOTHY GOODCASE		Write-In Votes	
Jurisdiction Wide				
Ward 09 Pct 04	0	0.00%	0	0.00%
Ward 09 Pct 05	0	0.00%	0	0.00%
Ward 09 Pct 06	0	0.00%	0	0.00%
Ward 09 Pct 07	0	0.00%	0	0.00%
Ward 09 Pct 08	0	0.00%	0	0.00%
Ward 09 Pct 09	0	0.00%	0	0.00%
Ward 09 Pct 10	0	0.00%	1	0.56%
Total	0	0.00%	1	0.04%

AURORA ELECTION COMMISSION
OFFICIAL RESULTS
NOVEMBER 4, 2014
GENERAL ELECTION
WILL COUNTY
STATEMENT OF VOTES CAST

Date:11/19/14
 Time:15:52:19
 Page:12 of 32

STATE TREASURER

	Reg. Voters	Times Counted	Total Votes	TOM CROSS (R)	MICHAEL FRERICH (D)	MATTHEW SKOPEK (LIB)
Jurisdiction Wide						
Ward 09 Pct 04	883	377	365	189 51.78%	153 41.92%	23 6.30%
Ward 09 Pct 05	759	335	326	180 55.21%	134 41.10%	12 3.68%
Ward 09 Pct 06	795	328	318	156 49.06%	147 46.23%	15 4.72%
Ward 09 Pct 07	1009	460	451	263 58.31%	175 38.80%	13 2.88%
Ward 09 Pct 08	942	388	383	217 56.66%	154 40.21%	12 3.13%
Ward 09 Pct 09	845	368	363	220 60.61%	135 37.19%	8 2.20%
Ward 09 Pct 10	448	183	180	98 54.44%	78 43.33%	4 2.22%
Total	5681	2439	2386	1323 55.45%	976 40.91%	87 3.65%

AURORA ELECTION COMMISSION
OFFICIAL RESULTS
NOVEMBER 4, 2014
GENERAL ELECTION
WILL COUNTY
STATEMENT OF VOTES CAST

Date:11/19/14
 Time:15:52:19
 Page:13 of 32

14TH CONGRESS DIST REP

	Reg. Voters	Times Counted	Total Votes	RANDY HULTGREN (R)	DENNIS ANDERSON (D)
Jurisdiction Wide					
Ward 09 Pct 04	883	377	359	183 50.97%	176 49.03%
Ward 09 Pct 05	759	335	327	163 49.85%	164 50.15%
Ward 09 Pct 06	795	328	314	146 46.50%	168 53.50%
Ward 09 Pct 07	1009	460	451	245 54.32%	206 45.68%
Ward 09 Pct 08	942	388	376	179 47.61%	197 52.39%
Ward 09 Pct 09	845	368	363	190 52.34%	173 47.66%
Ward 09 Pct 10	448	183	181	93 51.38%	88 48.62%
Total	5681	2439	2371	1199 50.57%	1172 49.43%

AURORA ELECTION COMMISSION
OFFICIAL RESULTS
NOVEMBER 4, 2014
GENERAL ELECTION
WILL COUNTY
STATEMENT OF VOTES CAST

Date:11/19/14
 Time:15:52:19
 Page:14 of 32

ST SENATOR- 42ND DIST				
	Reg. Voters	Times Counted	Total Votes	LINDA HOLMES (D)
Jurisdiction Wide				
Ward 09 Pct 04	883	377	290	290 100.00%
Ward 09 Pct 05	759	335	258	258 100.00%
Ward 09 Pct 06	795	328	262	262 100.00%
Ward 09 Pct 07	1009	460	342	342 100.00%
Ward 09 Pct 08	942	388	319	319 100.00%
Ward 09 Pct 09	845	368	268	268 100.00%
Ward 09 Pct 10	448	183	145	145 100.00%
Total	5681	2439	1884	1884 100.00%

AURORA ELECTION COMMISSION
OFFICIAL RESULTS
NOVEMBER 4, 2014
GENERAL ELECTION
WILL COUNTY
STATEMENT OF VOTES CAST

Date:11/19/14
 Time:15:52:19
 Page:15 of 32

84TH GEN ASSEMBLY REP

	Reg. Voters	Times Counted	Total Votes	KRISHNA BANSAL (R)	STEPHANIE KIFOWIT (D)
Jurisdiction Wide					
Ward 09 Pct 04	883	377	369	167 45.26%	202 54.74%
Ward 09 Pct 05	759	335	325	133 40.92%	192 59.08%
Ward 09 Pct 06	795	328	320	123 38.44%	197 61.56%
Ward 09 Pct 07	1009	460	452	207 45.80%	245 54.20%
Ward 09 Pct 08	942	388	382	155 40.58%	227 59.42%
Ward 09 Pct 09	845	368	366	174 47.54%	192 52.46%
Ward 09 Pct 10	448	183	179	73 40.78%	106 59.22%
Total	5681	2439	2393	1032 43.13%	1361 56.87%

AURORA ELECTION COMMISSION
OFFICIAL RESULTS
NOVEMBER 4, 2014
GENERAL ELECTION
WILL COUNTY
STATEMENT OF VOTES CAST

Date:11/19/14
 Time:15:52:19
 Page:16 of 32

97TH GEN ASSEMBLY REP

	Reg. Voters	Times Counted	Total Votes	MARK BATINICK (R)	MOIRA K. DUNN (D)	Write-In Votes
Jurisdiction Wide						
Ward 09 Pct 04	-	-	-	-	-	-
Ward 09 Pct 05	-	-	-	-	-	-
Ward 09 Pct 06	-	-	-	-	-	-
Ward 09 Pct 07	-	-	-	-	-	-
Ward 09 Pct 08	-	-	-	-	-	-
Ward 09 Pct 09	-	-	-	-	-	-
Ward 09 Pct 10	0	0	0	0	0	0
Total	0	0	0	0	0	0

AURORA ELECTION COMMISSION
OFFICIAL RESULTS
NOVEMBER 4, 2014
GENERAL ELECTION
WILL COUNTY
STATEMENT OF VOTES CAST

Date:11/19/14
 Time:15:52:19
 Page:17 of 32

	WILL CNTY CLERK			
	Reg. Voters	Times Counted	Total Votes	NANCY SCHULTZ (R)
Jurisdiction Wide				
Ward 09 Pct 04	883	377	277	277 100.00%
Ward 09 Pct 05	759	335	253	253 100.00%
Ward 09 Pct 06	795	328	242	242 100.00%
Ward 09 Pct 07	1009	460	348	348 100.00%
Ward 09 Pct 08	942	388	291	291 100.00%
Ward 09 Pct 09	845	368	293	293 100.00%
Ward 09 Pct 10	448	183	140	140 100.00%
Total	5681	2439	1844	1844 100.00%

AURORA ELECTION COMMISSION
OFFICIAL RESULTS
NOVEMBER 4, 2014
GENERAL ELECTION
WILL COUNTY
STATEMENT OF VOTES CAST

Date:11/19/14
 Time:15:52:19
 Page:18 of 32

WILL CNTY TREASURER						
	Reg. Voters	Times Counted	Total Votes	STEVE WEBER (R)		Laurie Summers (D)
Jurisdiction Wide						
Ward 09 Pct 04	883	377	359	187	52.09%	172 47.91%
Ward 09 Pct 05	759	335	321	164	51.09%	157 48.91%
Ward 09 Pct 06	795	328	312	145	46.47%	167 53.53%
Ward 09 Pct 07	1009	460	444	245	55.18%	199 44.82%
Ward 09 Pct 08	942	388	373	182	48.79%	191 51.21%
Ward 09 Pct 09	845	368	358	198	55.31%	160 44.69%
Ward 09 Pct 10	448	183	176	84	47.73%	92 52.27%
Total	5681	2439	2343	1205	51.43%	1138 48.57%

AURORA ELECTION COMMISSION
OFFICIAL RESULTS
NOVEMBER 4, 2014
GENERAL ELECTION
WILL COUNTY
STATEMENT OF VOTES CAST

Date:11/19/14
 Time:15:52:19
 Page:19 of 32

WILL CNTY SHERIFF

	Reg. Voters	Times Counted	Total Votes	KEN KAUPAS (R)		MIKE KELLEY (D)	
Jurisdiction Wide							
Ward 09 Pct 04	883	377	358	174	48.60%	184	51.40%
Ward 09 Pct 05	759	335	320	157	49.06%	163	50.94%
Ward 09 Pct 06	795	328	311	135	43.41%	176	56.59%
Ward 09 Pct 07	1009	460	444	233	52.48%	211	47.52%
Ward 09 Pct 08	942	388	376	171	45.48%	205	54.52%
Ward 09 Pct 09	845	368	355	181	50.99%	174	49.01%
Ward 09 Pct 10	448	183	177	83	46.89%	94	53.11%
Total	5681	2439	2341	1134	48.44%	1207	51.56%

AURORA ELECTION COMMISSION
OFFICIAL RESULTS
NOVEMBER 4, 2014
GENERAL ELECTION
WILL COUNTY
STATEMENT OF VOTES CAST

Date:11/19/14
 Time:15:52:19
 Page:20 of 32

REG SUPER-GRNDY/KNDLL				
	Reg. Voters	Times Counted	Total Votes	CHRIS MEHOCHKO (R)
Jurisdiction Wide				
Ward 09 Pct 04	883	377	262	262 100.00%
Ward 09 Pct 05	759	335	252	252 100.00%
Ward 09 Pct 06	795	328	236	236 100.00%
Ward 09 Pct 07	1009	460	339	339 100.00%
Ward 09 Pct 08	942	388	279	279 100.00%
Ward 09 Pct 09	845	368	274	274 100.00%
Ward 09 Pct 10	448	183	132	132 100.00%
Total	5681	2439	1774	1774 100.00%

AURORA ELECTION COMMISSION
OFFICIAL RESULTS
NOVEMBER 4, 2014
GENERAL ELECTION
WILL COUNTY
STATEMENT OF VOTES CAST

Date:11/19/14
 Time:15:52:19
 Page:21 of 32

WILL CNTY BRD DIST 5

	Reg. Voters	Times Counted	Total Votes	DARREN BENNEFIELD (R)	GRETCHEN FRITZ (R)	REED BIBLE (D)
Jurisdiction Wide						
Ward 09 Pct 04	883	377	588	164 27.89%	150 25.51%	139 23.64%
Ward 09 Pct 05	759	335	515	129 25.05%	137 26.60%	121 23.50%
Ward 09 Pct 06	795	328	491	122 24.85%	107 21.79%	134 27.29%
Ward 09 Pct 07	1009	460	734	221 30.11%	209 28.47%	152 20.71%
Ward 09 Pct 08	942	388	618	175 28.32%	157 25.40%	149 24.11%
Ward 09 Pct 09	845	368	591	174 29.44%	161 27.24%	135 22.84%
Ward 09 Pct 10	448	183	278	68 24.46%	68 24.46%	70 25.18%
Total	5681	2439	3815	1053 27.60%	989 25.92%	900 23.59%

AURORA ELECTION COMMISSION
OFFICIAL RESULTS
NOVEMBER 4, 2014
GENERAL ELECTION
WILL COUNTY
STATEMENT OF VOTES CAST

Date:11/19/14
 Time:15:52:19
 Page:22 of 32

	WILL CNTY BRD DIST 5		TWELTH JUDICIAL FIRST SUB						
	SHEILA RADDATZ (D)		Reg. Voters	Times Counted	Total Votes	DANIEL RIPPY (R)		SHERRI HALE (D)	
Jurisdiction Wide									
Ward 09 Pct 04	135	22.96%	883	377	354	171	48.31%	183	51.69%
Ward 09 Pct 05	128	24.85%	759	335	318	148	46.54%	170	53.46%
Ward 09 Pct 06	128	26.07%	795	328	310	133	42.90%	177	57.10%
Ward 09 Pct 07	152	20.71%	1009	460	438	226	51.60%	212	48.40%
Ward 09 Pct 08	137	22.17%	942	388	365	171	46.85%	194	53.15%
Ward 09 Pct 09	121	20.47%	845	368	356	182	51.12%	174	48.88%
Ward 09 Pct 10	72	25.90%	448	183	177	79	44.63%	98	55.37%
Total	873	22.88%	5681	2439	2318	1110	47.89%	1208	52.11%

AURORA ELECTION COMMISSION
OFFICIAL RESULTS
NOVEMBER 4, 2014
GENERAL ELECTION
WILL COUNTY
STATEMENT OF VOTES CAST

Date:11/19/14
 Time:15:52:19
 Page:23 of 32

12th JUD CIR(ADDL A)

	Reg. Voters	Times Counted	Total Votes	DAVE CARLSON (R)		DIANE M. PARA (D)	
Jurisdiction Wide							
Ward 09 Pct 04	883	377	354	168	47.46%	186	52.54%
Ward 09 Pct 05	759	335	318	154	48.43%	164	51.57%
Ward 09 Pct 06	795	328	311	141	45.34%	170	54.66%
Ward 09 Pct 07	1009	460	437	235	53.78%	202	46.22%
Ward 09 Pct 08	942	388	361	161	44.60%	200	55.40%
Ward 09 Pct 09	845	368	356	190	53.37%	166	46.63%
Ward 09 Pct 10	448	183	177	81	45.76%	96	54.24%
Total	5681	2439	2314	1130	48.83%	1184	51.17%

AURORA ELECTION COMMISSION
OFFICIAL RESULTS
NOVEMBER 4, 2014
GENERAL ELECTION
WILL COUNTY
STATEMENT OF VOTES CAST

Date:11/19/14
 Time:15:52:19
 Page:24 of 32

Retain Holdridge							
	Reg. Voters	Times Counted	Total Votes	YES		NO	
Jurisdiction Wide							
Ward 09 Pct 04	883	377	303	240	79.21%	63	20.79%
Ward 09 Pct 05	759	335	272	218	80.15%	54	19.85%
Ward 09 Pct 06	795	328	278	214	76.98%	64	23.02%
Ward 09 Pct 07	1009	460	388	311	80.15%	77	19.85%
Ward 09 Pct 08	942	388	318	244	76.73%	74	23.27%
Ward 09 Pct 09	845	368	309	253	81.88%	56	18.12%
Ward 09 Pct 10	448	183	168	131	77.98%	37	22.02%
Total	5681	2439	2036	1611	79.13%	425	20.87%

AURORA ELECTION COMMISSION
OFFICIAL RESULTS
NOVEMBER 4, 2014
GENERAL ELECTION
WILL COUNTY
STATEMENT OF VOTES CAST

Date:11/19/14
 Time:15:52:19
 Page:25 of 32

Retain O'Brien							
	Reg. Voters	Times Counted	Total Votes	YES		NO	
Jurisdiction Wide							
Ward 09 Pct 04	883	377	307	248	80.78%	59	19.22%
Ward 09 Pct 05	759	335	271	214	78.97%	57	21.03%
Ward 09 Pct 06	795	328	276	224	81.16%	52	18.84%
Ward 09 Pct 07	1009	460	393	307	78.12%	86	21.88%
Ward 09 Pct 08	942	388	321	261	81.31%	60	18.69%
Ward 09 Pct 09	845	368	312	238	76.28%	74	23.72%
Ward 09 Pct 10	448	183	170	132	77.65%	38	22.35%
Total	5681	2439	2050	1624	79.22%	426	20.78%

AURORA ELECTION COMMISSION
OFFICIAL RESULTS
NOVEMBER 4, 2014
GENERAL ELECTION
WILL COUNTY
STATEMENT OF VOTES CAST

Date:11/19/14
 Time:15:52:19
 Page:26 of 32

Retain Tomzak							
	Reg. Voters	Times Counted	Total Votes	YES		NO	
Jurisdiction Wide							
Ward 09 Pct 04	883	377	302	242	80.13%	60	19.87%
Ward 09 Pct 05	759	335	270	225	83.33%	45	16.67%
Ward 09 Pct 06	795	328	275	222	80.73%	53	19.27%
Ward 09 Pct 07	1009	460	395	322	81.52%	73	18.48%
Ward 09 Pct 08	942	388	319	248	77.74%	71	22.26%
Ward 09 Pct 09	845	368	308	262	85.06%	46	14.94%
Ward 09 Pct 10	448	183	167	135	80.84%	32	19.16%
Total	5681	2439	2036	1656	81.34%	380	18.66%

AURORA ELECTION COMMISSION
OFFICIAL RESULTS
NOVEMBER 4, 2014
GENERAL ELECTION
WILL COUNTY
STATEMENT OF VOTES CAST

Date:11/19/14
 Time:15:52:19
 Page:27 of 32

Retain O'Leary							
	Reg. Voters	Times Counted	Total Votes	YES		NO	
Jurisdiction Wide							
Ward 09 Pct 04	883	377	299	235	78.60%	64	21.40%
Ward 09 Pct 05	759	335	269	226	84.01%	43	15.99%
Ward 09 Pct 06	795	328	273	219	80.22%	54	19.78%
Ward 09 Pct 07	1009	460	395	325	82.28%	70	17.72%
Ward 09 Pct 08	942	388	316	255	80.70%	61	19.30%
Ward 09 Pct 09	845	368	306	255	83.33%	51	16.67%
Ward 09 Pct 10	448	183	161	131	81.37%	30	18.63%
Total	5681	2439	2019	1646	81.53%	373	18.47%

AURORA ELECTION COMMISSION
OFFICIAL RESULTS
NOVEMBER 4, 2014
GENERAL ELECTION
WILL COUNTY
STATEMENT OF VOTES CAST

Date: 11/19/14
 Time: 15:52:19
 Page: 28 of 32

Retain Policandriotes							
	Reg. Voters	Times Counted	Total Votes	YES		NO	
Jurisdiction Wide							
Ward 09 Pct 04	883	377	302	221	73.18%	81	26.82%
Ward 09 Pct 05	759	335	266	220	82.71%	46	17.29%
Ward 09 Pct 06	795	328	275	210	76.36%	65	23.64%
Ward 09 Pct 07	1009	460	392	308	78.57%	84	21.43%
Ward 09 Pct 08	942	388	317	239	75.39%	78	24.61%
Ward 09 Pct 09	845	368	305	245	80.33%	60	19.67%
Ward 09 Pct 10	448	183	162	124	76.54%	38	23.46%
Total	5681	2439	2019	1567	77.61%	452	22.39%

AURORA ELECTION COMMISSION
OFFICIAL RESULTS
NOVEMBER 4, 2014
GENERAL ELECTION
WILL COUNTY
STATEMENT OF VOTES CAST

Date:11/19/14
 Time:15:52:19
 Page:29 of 32

Retain Schoenstedt							
	Reg. Voters	Times Counted	Total Votes	YES		NO	
Jurisdiction Wide							
Ward 09 Pct 04	883	377	300	228	76.00%	72	24.00%
Ward 09 Pct 05	759	335	263	210	79.85%	53	20.15%
Ward 09 Pct 06	795	328	274	199	72.63%	75	27.37%
Ward 09 Pct 07	1009	460	385	297	77.14%	88	22.86%
Ward 09 Pct 08	942	388	314	242	77.07%	72	22.93%
Ward 09 Pct 09	845	368	301	247	82.06%	54	17.94%
Ward 09 Pct 10	448	183	161	117	72.67%	44	27.33%
Total	5681	2439	1998	1540	77.08%	458	22.92%

AURORA ELECTION COMMISSION
OFFICIAL RESULTS
NOVEMBER 4, 2014
GENERAL ELECTION
WILL COUNTY
STATEMENT OF VOTES CAST

Date:11/19/14
 Time:15:52:19
 Page:30 of 32

	Retain Jones						
	Reg. Voters	Times Counted	Total Votes	YES		NO	
Jurisdiction Wide							
Ward 09 Pct 04	883	377	301	230	76.41%	71	23.59%
Ward 09 Pct 05	759	335	265	205	77.36%	60	22.64%
Ward 09 Pct 06	795	328	276	213	77.17%	63	22.83%
Ward 09 Pct 07	1009	460	392	295	75.26%	97	24.74%
Ward 09 Pct 08	942	388	318	246	77.36%	72	22.64%
Ward 09 Pct 09	845	368	305	219	71.80%	86	28.20%
Ward 09 Pct 10	448	183	163	123	75.46%	40	24.54%
Total	5681	2439	2020	1531	75.79%	489	24.21%

AURORA ELECTION COMMISSION
OFFICIAL RESULTS
NOVEMBER 4, 2014
GENERAL ELECTION
WILL COUNTY
STATEMENT OF VOTES CAST

Date:11/19/14
 Time:15:52:19
 Page:31 of 32

	Retain Allen					
	Reg. Voters	Times Counted	Total Votes	YES		NO
Jurisdiction Wide						
Ward 09 Pct 04	883	377	301	240	79.73%	61 20.27%
Ward 09 Pct 05	759	335	265	205	77.36%	60 22.64%
Ward 09 Pct 06	795	328	276	210	76.09%	66 23.91%
Ward 09 Pct 07	1009	460	391	293	74.94%	98 25.06%
Ward 09 Pct 08	942	388	318	251	78.93%	67 21.07%
Ward 09 Pct 09	845	368	303	222	73.27%	81 26.73%
Ward 09 Pct 10	448	183	164	125	76.22%	39 23.78%
Total	5681	2439	2018	1546	76.61%	472 23.39%

AURORA ELECTION COMMISSION
OFFICIAL RESULTS
NOVEMBER 4, 2014
GENERAL ELECTION
WILL COUNTY
STATEMENT OF VOTES CAST

Date:11/19/14
 Time:15:52:19
 Page:32 of 32

	Retain Gomora					
	Reg. Voters	Times Counted	Total Votes	YES		NO
Jurisdiction Wide						
Ward 09 Pct 04	883	377	304	236	77.63%	68 22.37%
Ward 09 Pct 05	759	335	266	208	78.20%	58 21.80%
Ward 09 Pct 06	795	328	275	222	80.73%	53 19.27%
Ward 09 Pct 07	1009	460	394	300	76.14%	94 23.86%
Ward 09 Pct 08	942	388	319	249	78.06%	70 21.94%
Ward 09 Pct 09	845	368	303	224	73.93%	79 26.07%
Ward 09 Pct 10	448	183	165	127	76.97%	38 23.03%
Total	5681	2439	2026	1566	77.30%	460 22.70%



Nancy Schultz Voots

W I L L C O U N T Y C L E R K



WRITE-INS



Nancy Schultz Voots

W I L L C O U N T Y C L E R K

**Official Write-In Results
November 4, 2014 General Election**

Summary Totals

<u>Name</u>	<u>Office</u>	<u>Total Votes</u>
Gregg Moore	Governor/Lieutenant Governor	0
Robert "Chico" Perez, Jr.	Governor/Lieutenant Governor	1
Michael W. Scruggs	Governor/Lieutenant Governor	0
Mark Smith	Governor/Lieutenant Governor	6
Ryan Sweeney	Governor/Lieutenant Governor	1
Aaron Merreighn (Sweeney)	Governor/Lieutenant Governor	1
Scott Summers	Governor/Lieutenant Governor	37
Sheldon Schafer	Secretary of State	23
Timothy Goodcase	Comptroller	22
Marcus Lewis	Representative in Congress – 2nd Congressional District	1
Russ "Odin" Harrison	Representative in the General Assembly – 97th Representative District	2



Nancy Schultz Voots

W I L L C O U N T Y C L E R K

**Official Write-In Results
November 4, 2014 General Election**

**Gregg Moore
Governor/Lieutenant Governor**

<u>Precincts</u>	<u>Election Night</u>	<u>Mail</u>	<u>Early Voting</u>	<u>Provisional</u>	<u>TOTAL VOTES</u>
Channahon Pct. 001	0	0	0	0	0
Channahon Pct. 002	0	0	0	0	0
Channahon Pct. 003	0	0	0	0	0
Channahon Pct. 004	0	0	0	0	0
Channahon Pct. 005	0	0	0	0	0
Crete Pct. 001	0	0	0	0	0
Crete Pct. 002	0	0	0	0	0
Crete Pct. 003	0	0	0	0	0
Crete Pct. 004	0	0	0	0	0
Crete Pct. 005	0	0	0	0	0
Crete Pct. 006	0	0	0	0	0
Crete Pct. 007	0	0	0	0	0
Crete Pct. 008	0	0	0	0	0
Crete Pct. 009	0	0	0	0	0
Crete Pct. 010	0	0	0	0	0
Crete Pct. 011	0	0	0	0	0
Crete Pct. 012	0	0	0	0	0
Custer Pct. 001	0	0	0	0	0



Nancy Schultz Voots

W I L L C O U N T Y C L E R K

DuPage Pct. 001	0	0	0	0	0
DuPage Pct. 002	0	0	0	0	0
DuPage Pct. 003	0	0	0	0	0
DuPage Pct. 004	0	0	0	0	0
DuPage Pct. 005	0	0	0	0	0
DuPage Pct. 006	0	0	0	0	0
DuPage Pct. 007	0	0	0	0	0
DuPage Pct. 008	0	0	0	0	0
DuPage Pct. 009	0	0	0	0	0
DuPage Pct. 010	0	0	0	0	0
DuPage Pct. 011	0	0	0	0	0
DuPage Pct. 012	0	0	0	0	0
DuPage Pct. 013	0	0	0	0	0
DuPage Pct. 014	0	0	0	0	0
DuPage Pct. 015	0	0	0	0	0
DuPage Pct. 016	0	0	0	0	0
DuPage Pct. 017	0	0	0	0	0
DuPage Pct. 018	0	0	0	0	0
DuPage Pct. 019	0	0	0	0	0
DuPage Pct. 020	0	0	0	0	0
DuPage Pct. 021	0	0	0	0	0
DuPage Pct. 022	0	0	0	0	0
DuPage Pct. 023	0	0	0	0	0
DuPage Pct. 024	0	0	0	0	0
DuPage Pct. 025	0	0	0	0	0
DuPage Pct. 026	0	0	0	0	0



Nancy Schultz Voots

W I L L C O U N T Y C L E R K

DuPage Pct. 027	0	0	0	0	0
DuPage Pct. 028	0	0	0	0	0
DuPage Pct. 029	0	0	0	0	0
DuPage Pct. 030	0	0	0	0	0
DuPage Pct. 031	0	0	0	0	0
DuPage Pct. 032	0	0	0	0	0
DuPage Pct. 033	0	0	0	0	0
DuPage Pct. 034	0	0	0	0	0
DuPage Pct. 035	0	0	0	0	0
DuPage Pct. 036	0	0	0	0	0
DuPage Pct. 037	0	0	0	0	0
Florence Pct. 001	0	0	0	0	0
Frankfort Pct. 001	0	0	0	0	0
Frankfort Pct. 002	0	0	0	0	0
Frankfort Pct. 003	0	0	0	0	0
Frankfort Pct. 004	0	0	0	0	0
Frankfort Pct. 005	0	0	0	0	0
Frankfort Pct. 006	0	0	0	0	0
Frankfort Pct. 007	0	0	0	0	0
Frankfort Pct. 008	0	0	0	0	0
Frankfort Pct. 009	0	0	0	0	0
Frankfort Pct. 010	0	0	0	0	0
Frankfort Pct. 011	0	0	0	0	0
Frankfort Pct. 012	0	0	0	0	0
Frankfort Pct. 013	0	0	0	0	0
Frankfort Pct. 014	0	0	0	0	0



Nancy Schultz Voots

W I L L C O U N T Y C L E R K

Frankfort Pct. 015	0	0	0	0	0
Frankfort Pct. 016	0	0	0	0	0
Frankfort Pct. 017	0	0	0	0	0
Frankfort Pct. 018	0	0	0	0	0
Frankfort Pct. 019	0	0	0	0	0
Frankfort Pct. 020	0	0	0	0	0
Frankfort Pct. 021	0	0	0	0	0
Frankfort Pct. 022	0	0	0	0	0
Frankfort Pct. 023	0	0	0	0	0
Frankfort Pct. 024	0	0	0	0	0
Frankfort Pct. 025	0	0	0	0	0
Frankfort Pct. 026	0	0	0	0	0
Frankfort Pct. 027	0	0	0	0	0
Frankfort Pct. 028	0	0	0	0	0
Frankfort Pct. 029	0	0	0	0	0
Green Garden Pct. 001	0	0	0	0	0
Green Garden Pct. 002	0	0	0	0	0
Homer Pct. 001	0	0	0	0	0
Homer Pct. 002	0	0	0	0	0
Homer Pct. 003	0	0	0	0	0
Homer Pct. 004	0	0	0	0	0
Homer Pct. 005	0	0	0	0	0
Homer Pct. 006	0	0	0	0	0
Homer Pct. 007	0	0	0	0	0
Homer Pct. 008	0	0	0	0	0
Homer Pct. 009	0	0	0	0	0



Nancy Schultz Voots

W I L L C O U N T Y C L E R K

Homer Pct. 010	0	0	0	0	0
Homer Pct. 011	0	0	0	0	0
Homer Pct. 012	0	0	0	0	0
Homer Pct. 013	0	0	0	0	0
Homer Pct. 014	0	0	0	0	0
Homer Pct. 015	0	0	0	0	0
Homer Pct. 016	0	0	0	0	0
Homer Pct. 017	0	0	0	0	0
Homer Pct. 018	0	0	0	0	0
Jackson Pct. 001	0	0	0	0	0
Jackson Pct. 002	0	0	0	0	0
Joliet Pct. 001	0	0	0	0	0
Joliet Pct. 002	0	0	0	0	0
Joliet Pct. 003	0	0	0	0	0
Joliet Pct. 004	0	0	0	0	0
Joliet Pct. 005	0	0	0	0	0
Joliet Pct. 006	0	0	0	0	0
Joliet Pct. 007	0	0	0	0	0
Joliet Pct. 008	0	0	0	0	0
Joliet Pct. 009	0	0	0	0	0
Joliet Pct. 010	0	0	0	0	0
Joliet Pct. 011	0	0	0	0	0
Joliet Pct. 012	0	0	0	0	0
Joliet Pct. 013	0	0	0	0	0
Joliet Pct. 014	0	0	0	0	0
Joliet Pct. 015	0	0	0	0	0



Nancy Schultz Voots

W I L L C O U N T Y C L E R K

Joliet Pct. 016	0	0	0	0	0
Joliet Pct. 017	0	0	0	0	0
Joliet Pct. 018	0	0	0	0	0
Joliet Pct. 019	0	0	0	0	0
Joliet Pct. 020	0	0	0	0	0
Joliet Pct. 021	0	0	0	0	0
Joliet Pct. 022	0	0	0	0	0
Joliet Pct. 023	0	0	0	0	0
Joliet Pct. 024	0	0	0	0	0
Joliet Pct. 025	0	0	0	0	0
Joliet Pct. 026	0	0	0	0	0
Joliet Pct. 027	0	0	0	0	0
Joliet Pct. 028	0	0	0	0	0
Joliet Pct. 029	0	0	0	0	0
Joliet Pct. 030	0	0	0	0	0
Joliet Pct. 031	0	0	0	0	0
Joliet Pct. 032	0	0	0	0	0
Joliet Pct. 033	0	0	0	0	0
Joliet Pct. 034	0	0	0	0	0
Joliet Pct. 035	0	0	0	0	0
Joliet Pct. 036	0	0	0	0	0
Joliet Pct. 037	0	0	0	0	0
Lockport Pct. 001	0	0	0	0	0
Lockport Pct. 002	0	0	0	0	0
Lockport Pct. 003	0	0	0	0	0
Lockport Pct. 004	0	0	0	0	0



Nancy Schultz Voots

W I L L C O U N T Y C L E R K

Lockport Pct. 005	0	0	0	0	0
Lockport Pct. 006	0	0	0	0	0
Lockport Pct. 007	0	0	0	0	0
Lockport Pct. 008	0	0	0	0	0
Lockport Pct. 009	0	0	0	0	0
Lockport Pct. 010	0	0	0	0	0
Lockport Pct. 011	0	0	0	0	0
Lockport Pct. 012	0	0	0	0	0
Lockport Pct. 013	0	0	0	0	0
Lockport Pct. 014	0	0	0	0	0
Lockport Pct. 015	0	0	0	0	0
Lockport Pct. 016	0	0	0	0	0
Lockport Pct. 017	0	0	0	0	0
Lockport Pct. 018	0	0	0	0	0
Lockport Pct. 019	0	0	0	0	0
Lockport Pct. 020	0	0	0	0	0
Lockport Pct. 021	0	0	0	0	0
Lockport Pct. 022	0	0	0	0	0
Lockport Pct. 023	0	0	0	0	0
Lockport Pct. 024	0	0	0	0	0
Manhattan Pct. 001	0	0	0	0	0
Manhattan Pct. 002	0	0	0	0	0
Manhattan Pct. 003	0	0	0	0	0
Manhattan Pct. 004	0	0	0	0	0
Monee Pct. 001	0	0	0	0	0
Monee Pct. 002	0	0	0	0	0



Nancy Schultz Voots

W I L L C O U N T Y C L E R K

Monee Pct. 003	0	0	0	0	0
Monee Pct. 004	0	0	0	0	0
Monee Pct. 005	0	0	0	0	0
Monee Pct. 006	0	0	0	0	0
Monee Pct. 007	0	0	0	0	0
Monee Pct. 008	0	0	0	0	0
New Lenox Pct. 001	0	0	0	0	0
New Lenox Pct. 002	0	0	0	0	0
New Lenox Pct. 003	0	0	0	0	0
New Lenox Pct. 004	0	0	0	0	0
New Lenox Pct. 005	0	0	0	0	0
New Lenox Pct. 006	0	0	0	0	0
New Lenox Pct. 007	0	0	0	0	0
New Lenox Pct. 008	0	0	0	0	0
New Lenox Pct. 009	0	0	0	0	0
New Lenox Pct. 010	0	0	0	0	0
New Lenox Pct. 011	0	0	0	0	0
New Lenox Pct. 012	0	0	0	0	0
New Lenox Pct. 013	0	0	0	0	0
New Lenox Pct. 014	0	0	0	0	0
New Lenox Pct. 015	0	0	0	0	0
New Lenox Pct. 016	0	0	0	0	0
New Lenox Pct. 017	0	0	0	0	0
New Lenox Pct. 018	0	0	0	0	0
New Lenox Pct. 019	0	0	0	0	0
New Lenox Pct. 020	0	0	0	0	0



Nancy Schultz Voots

W I L L C O U N T Y C L E R K

Peotone Pct. 001	0	0	0	0	0
Peotone Pct. 002	0	0	0	0	0
Plainfield Pct. 001	0	0	0	0	0
Plainfield Pct. 002	0	0	0	0	0
Plainfield Pct. 003	0	0	0	0	0
Plainfield Pct. 004	0	0	0	0	0
Plainfield Pct. 005	0	0	0	0	0
Plainfield Pct. 006	0	0	0	0	0
Plainfield Pct. 007	0	0	0	0	0
Plainfield Pct. 008	0	0	0	0	0
Plainfield Pct. 009	0	0	0	0	0
Plainfield Pct. 010	0	0	0	0	0
Plainfield Pct. 011	0	0	0	0	0
Plainfield Pct. 012	0	0	0	0	0
Plainfield Pct. 013	0	0	0	0	0
Plainfield Pct. 014	0	0	0	0	0
Plainfield Pct. 015	0	0	0	0	0
Plainfield Pct. 016	0	0	0	0	0
Plainfield Pct. 017	0	0	0	0	0
Plainfield Pct. 018	0	0	0	0	0
Plainfield Pct. 019	0	0	0	0	0
Plainfield Pct. 020	0	0	0	0	0
Plainfield Pct. 021	0	0	0	0	0
Plainfield Pct. 022	0	0	0	0	0
Plainfield Pct. 023	0	0	0	0	0
Plainfield Pct. 024	0	0	0	0	0



Nancy Schultz Voots

W I L L C O U N T Y C L E R K

Plainfield Pct. 025	0	0	0	0	0
Plainfield Pct. 026	0	0	0	0	0
Plainfield Pct. 027	0	0	0	0	0
Plainfield Pct. 028	0	0	0	0	0
Plainfield Pct. 029	0	0	0	0	0
Plainfield Pct. 030	0	0	0	0	0
Plainfield Pct. 031	0	0	0	0	0
Plainfield Pct. 032	0	0	0	0	0
Plainfield Pct. 033	0	0	0	0	0
Plainfield Pct. 034	0	0	0	0	0
Plainfield Pct. 035	0	0	0	0	0
Plainfield Pct. 036	0	0	0	0	0
Reed Pct. 001	0	0	0	0	0
Reed Pct. 002	0	0	0	0	0
Reed Pct. 003	0	0	0	0	0
Troy Pct. 001	0	0	0	0	0
Troy Pct. 002	0	0	0	0	0
Troy Pct. 003	0	0	0	0	0
Troy Pct. 004	0	0	0	0	0
Troy Pct. 005	0	0	0	0	0
Troy Pct. 006	0	0	0	0	0
Troy Pct. 007	0	0	0	0	0
Troy Pct. 008	0	0	0	0	0
Troy Pct. 009	0	0	0	0	0
Troy Pct. 010	0	0	0	0	0
Troy Pct. 011	0	0	0	0	0



Nancy Schultz Voots

W I L L C O U N T Y C L E R K

Troy Pct. 012	0	0	0	0	0
Troy Pct. 013	0	0	0	0	0
Troy Pct. 014	0	0	0	0	0
Troy Pct. 015	0	0	0	0	0
Troy Pct. 016	0	0	0	0	0
Troy Pct. 017	0	0	0	0	0
Troy Pct. 018	0	0	0	0	0
Troy Pct. 019	0	0	0	0	0
Troy Pct. 020	0	0	0	0	0
Troy Pct. 021	0	0	0	0	0
Troy Pct. 022	0	0	0	0	0
Troy Pct. 023	0	0	0	0	0
Washington Pct. 001	0	0	0	0	0
Washington Pct. 002	0	0	0	0	0
Washington Pct. 003	0	0	0	0	0
Wesley Pct. 001	0	0	0	0	0
Wheatland Pct. 001	0	0	0	0	0
Wheatland Pct. 002	0	0	0	0	0
Wheatland Pct. 003	0	0	0	0	0
Wheatland Pct. 004	0	0	0	0	0
Wheatland Pct. 005	0	0	0	0	0
Wheatland Pct. 006	0	0	0	0	0
Wheatland Pct. 007	0	0	0	0	0
Wheatland Pct. 008	0	0	0	0	0
Wheatland Pct. 009	0	0	0	0	0
Wheatland Pct. 010	0	0	0	0	0



Nancy Schultz Voots

W I L L C O U N T Y C L E R K

Wheatland Pct. 011	0	0	0	0	0	0			
Wheatland Pct. 012	0	0	0	0	0	0			
Wheatland Pct. 013	0	0	0	0	0	0			
Wheatland Pct. 014	0	0	0	0	0	0			
Wheatland Pct. 015	0	0	0	0	0	0			
Wheatland Pct. 016	0	0	0	0	0	0			
Wheatland Pct. 017	0	0	0	0	0	0			
Wheatland Pct. 018	0	0	0	0	0	0			
Wheatland Pct. 019	0	0	0	0	0	0			
Wheatland Pct. 020	0	0	0	0	0	0			
Wheatland Pct. 021	0	0	0	0	0	0			
Wheatland Pct. 022	0	0	0	0	0	0			
Wheatland Pct. 023	0	0	0	0	0	0			
Wheatland Pct. 024	0	0	0	0	0	0			
Wheatland Pct. 025	0	0	0	0	0	0			
Wheatland Pct. 026	0	0	0	0	0	0			
Wheatland Pct. 027	0	0	0	0	0	0			
Wheatland Pct. 028	0	0	0	0	0	0			
Wheatland Pct. 029	0	0	0	0	0	0			
Wheatland Pct. 030	0	0	0	0	0	0			
Will Pct. 001	0	0	0	0	0	0			
Wilmington Pct. 001	0	0	0	0	0	0			
Wilmington Pct. 002	0	0	0	0	0	0			
Wilmington Pct. 003	0	0	0	0	0	0			
Wilton Pct. 001	0	0	0	0	0	0			
EN:	0	MAIL	0	E/V	0	PV	0	GT:	0



Nancy Schultz Voots

W I L L C O U N T Y C L E R K

**Robert "Chico" Perez, Jr.
Governor/Lieutenant Governor**

<u>Precincts</u>	<u>Election Night</u>	<u>Mail</u>	<u>Early Voting</u>	<u>Provisional</u>	<u>TOTAL VOTES</u>
Channahon Pct. 001	0	0	0	0	0
Channahon Pct. 002	0	0	0	0	0
Channahon Pct. 003	0	0	0	0	0
Channahon Pct. 004	0	0	0	0	0
Channahon Pct. 005	0	0	0	0	0
Crete Pct. 001	0	0	0	0	0
Crete Pct. 002	0	0	0	0	0
Crete Pct. 003	0	0	0	0	0
Crete Pct. 004	0	0	0	0	0
Crete Pct. 005	0	0	0	0	0
Crete Pct. 006	0	0	0	0	0
Crete Pct. 007	0	0	0	0	0
Crete Pct. 008	0	0	0	0	0
Crete Pct. 009	0	0	0	0	0
Crete Pct. 010	0	0	0	0	0
Crete Pct. 011	0	0	0	0	0
Crete Pct. 012	0	0	0	0	0
Custer Pct. 001	0	0	0	0	0
DuPage Pct. 001	0	0	0	0	0
DuPage Pct. 002	0	0	0	0	0



Nancy Schultz Voots

W I L L C O U N T Y C L E R K

DuPage Pct. 003	0	0	0	0	0
DuPage Pct. 004	0	0	0	0	0
DuPage Pct. 005	0	0	0	0	0
DuPage Pct. 006	0	0	0	0	0
DuPage Pct. 007	0	0	0	0	0
DuPage Pct. 008	0	0	0	0	0
DuPage Pct. 009	0	0	0	0	0
DuPage Pct. 010	0	0	0	0	0
DuPage Pct. 011	0	0	0	0	0
DuPage Pct. 012	0	0	0	0	0
DuPage Pct. 013	0	0	0	0	0
DuPage Pct. 014	0	0	0	0	0
DuPage Pct. 015	0	0	0	0	0
DuPage Pct. 016	0	0	0	0	0
DuPage Pct. 017	0	0	0	0	0
DuPage Pct. 018	0	0	0	0	0
DuPage Pct. 019	0	0	0	0	0
DuPage Pct. 020	0	0	0	0	0
DuPage Pct. 021	0	0	0	0	0
DuPage Pct. 022	0	0	0	0	0
DuPage Pct. 023	0	0	0	0	0
DuPage Pct. 024	0	0	0	0	0
DuPage Pct. 025	0	0	0	0	0
DuPage Pct. 026	0	0	0	0	0
DuPage Pct. 027	0	0	0	0	0
DuPage Pct. 028	0	0	0	0	0



Nancy Schultz Voots

W I L L C O U N T Y C L E R K

DuPage Pct. 029	0	0	0	0	0
DuPage Pct. 030	0	0	0	0	0
DuPage Pct. 031	0	0	0	0	0
DuPage Pct. 032	0	0	0	0	0
DuPage Pct. 033	0	0	0	0	0
DuPage Pct. 034	0	0	0	0	0
DuPage Pct. 035	0	0	0	0	0
DuPage Pct. 036	0	0	0	0	0
DuPage Pct. 037	0	0	0	0	0
Florence Pct. 001	0	0	0	0	0
Frankfort Pct. 001	0	0	0	0	0
Frankfort Pct. 002	0	0	0	0	0
Frankfort Pct. 003	0	0	0	0	0
Frankfort Pct. 004	0	0	0	0	0
Frankfort Pct. 005	0	0	0	0	0
Frankfort Pct. 006	0	0	0	0	0
Frankfort Pct. 007	0	0	0	0	0
Frankfort Pct. 008	0	0	0	0	0
Frankfort Pct. 009	0	0	0	0	0
Frankfort Pct. 010	0	0	0	0	0
Frankfort Pct. 011	0	0	0	0	0
Frankfort Pct. 012	0	0	0	0	0
Frankfort Pct. 013	0	0	0	0	0
Frankfort Pct. 014	0	0	0	0	0
Frankfort Pct. 015	0	0	0	0	0
Frankfort Pct. 016	0	0	0	0	0



Nancy Schultz Voots

W I L L C O U N T Y C L E R K

Frankfort Pct. 017	0	0	0	0	0
Frankfort Pct. 018	0	0	0	0	0
Frankfort Pct. 019	0	0	0	0	0
Frankfort Pct. 020	0	0	0	0	0
Frankfort Pct. 021	0	0	0	0	0
Frankfort Pct. 022	0	0	0	0	0
Frankfort Pct. 023	0	0	0	0	0
Frankfort Pct. 024	0	0	0	0	0
Frankfort Pct. 025	0	0	0	0	0
Frankfort Pct. 026	0	0	0	0	0
Frankfort Pct. 027	0	0	0	0	0
Frankfort Pct. 028	0	0	0	0	0
Frankfort Pct. 029	0	0	0	0	0
Green Garden Pct. 001	0	0	0	0	0
Green Garden Pct. 002	0	0	0	0	0
Homer Pct. 001	0	0	0	0	0
Homer Pct. 002	0	0	0	0	0
Homer Pct. 003	0	0	0	0	0
Homer Pct. 004	0	0	0	0	0
Homer Pct. 005	0	0	0	0	0
Homer Pct. 006	0	0	0	0	0
Homer Pct. 007	0	0	0	0	0
Homer Pct. 008	0	0	0	0	0
Homer Pct. 009	0	0	0	0	0
Homer Pct. 010	0	0	0	0	0
Homer Pct. 011	0	0	0	0	0



Nancy Schultz Voots

W I L L C O U N T Y C L E R K

Homer Pct. 012	0	0	0	0	0
Homer Pct. 013	0	0	0	0	0
Homer Pct. 014	0	0	0	0	0
Homer Pct. 015	0	0	0	0	0
Homer Pct. 016	0	0	0	0	0
Homer Pct. 017	0	0	0	0	0
Homer Pct. 018	0	0	0	0	0
Jackson Pct. 001	0	0	0	0	0
Jackson Pct. 002	0	0	0	0	0
Joliet Pct. 001	0	0	0	0	0
Joliet Pct. 002	0	0	0	0	0
Joliet Pct. 003	0	0	0	0	0
Joliet Pct. 004	0	0	0	0	0
Joliet Pct. 005	0	0	0	0	0
Joliet Pct. 006	0	0	0	0	0
Joliet Pct. 007	0	0	0	0	0
Joliet Pct. 008	0	0	0	0	0
Joliet Pct. 009	0	0	0	0	0
Joliet Pct. 010	0	0	0	0	0
Joliet Pct. 011	0	0	0	0	0
Joliet Pct. 012	0	0	0	0	0
Joliet Pct. 013	0	0	0	0	0
Joliet Pct. 014	0	0	0	0	0
Joliet Pct. 015	0	0	0	0	0
Joliet Pct. 016	0	0	0	0	0
Joliet Pct. 017	0	0	0	0	0



Nancy Schultz Voots

W I L L C O U N T Y C L E R K

Joliet Pct. 018	0	0	0	0	0
Joliet Pct. 019	0	0	0	0	0
Joliet Pct. 020	0	0	0	0	0
Joliet Pct. 021	0	0	0	0	0
Joliet Pct. 022	0	0	0	0	0
Joliet Pct. 023	0	0	0	0	0
Joliet Pct. 024	0	0	0	0	0
Joliet Pct. 025	0	0	0	0	0
Joliet Pct. 026	0	0	0	0	0
Joliet Pct. 027	0	0	0	0	0
Joliet Pct. 028	0	0	0	0	0
Joliet Pct. 029	0	0	0	0	0
Joliet Pct. 030	0	0	0	0	0
Joliet Pct. 031	0	0	0	0	0
Joliet Pct. 032	0	0	0	0	0
Joliet Pct. 033	0	0	0	0	0
Joliet Pct. 034	0	0	0	0	0
Joliet Pct. 035	0	0	0	0	0
Joliet Pct. 036	0	0	0	0	0
Joliet Pct. 037	0	0	0	0	0
Lockport Pct. 001	0	0	0	0	0
Lockport Pct. 002	0	0	0	0	0
Lockport Pct. 003	0	0	0	0	0
Lockport Pct. 004	0	0	0	0	0
Lockport Pct. 005	0	0	0	0	0
Lockport Pct. 006	0	0	0	0	0



Nancy Schultz Voots

W I L L C O U N T Y C L E R K

Lockport Pct. 007	0	0	0	0	0
Lockport Pct. 008	0	0	0	0	0
Lockport Pct. 009	0	0	0	0	0
Lockport Pct. 010	0	0	0	0	0
Lockport Pct. 011	0	0	0	0	0
Lockport Pct. 012	0	0	0	0	0
Lockport Pct. 013	0	0	0	0	0
Lockport Pct. 014	0	0	0	0	0
Lockport Pct. 015	0	0	0	0	0
Lockport Pct. 016	0	0	0	0	0
Lockport Pct. 017	0	0	0	0	0
Lockport Pct. 018	0	0	0	0	0
Lockport Pct. 019	0	0	0	0	0
Lockport Pct. 020	0	0	0	0	0
Lockport Pct. 021	0	0	0	0	0
Lockport Pct. 022	0	0	0	0	0
Lockport Pct. 023	0	0	0	0	0
Lockport Pct. 024	0	0	0	0	0
Manhattan Pct. 001	0	0	0	0	0
Manhattan Pct. 002	0	0	0	0	0
Manhattan Pct. 003	0	0	0	0	0
Manhattan Pct. 004	0	0	0	0	0
Monee Pct. 001	0	0	0	0	0
Monee Pct. 002	0	0	0	0	0
Monee Pct. 003	0	0	0	0	0
Monee Pct. 004	0	0	0	0	0



Nancy Schultz Voots

W I L L C O U N T Y C L E R K

Monee Pct. 005	0	0	0	0	0
Monee Pct. 006	0	0	0	0	0
Monee Pct. 007	0	0	0	0	0
Monee Pct. 008	0	0	0	0	0
New Lenox Pct. 001	0	0	0	0	0
New Lenox Pct. 002	0	0	0	0	0
New Lenox Pct. 003	0	0	0	0	0
New Lenox Pct. 004	0	0	0	0	0
New Lenox Pct. 005	0	0	0	0	0
New Lenox Pct. 006	0	0	0	0	0
New Lenox Pct. 007	0	0	0	0	0
New Lenox Pct. 008	0	0	0	0	0
New Lenox Pct. 009	0	0	0	0	0
New Lenox Pct. 010	0	0	0	0	0
New Lenox Pct. 011	0	0	0	0	0
New Lenox Pct. 012	0	0	0	0	0
New Lenox Pct. 013	0	0	0	0	0
New Lenox Pct. 014	0	0	0	0	0
New Lenox Pct. 015	0	0	0	0	0
New Lenox Pct. 016	0	0	0	0	0
New Lenox Pct. 017	0	0	0	0	0
New Lenox Pct. 018	0	0	0	0	0
New Lenox Pct. 019	0	0	0	0	0
New Lenox Pct. 020	0	0	0	0	0
Peotone Pct. 001	0	0	0	0	0
Peotone Pct. 002	0	0	0	0	0



Nancy Schultz Voots

W I L L C O U N T Y C L E R K

Plainfield Pct. 001	0	0	0	0	0
Plainfield Pct. 002	0	0	0	0	0
Plainfield Pct. 003	0	0	0	0	0
Plainfield Pct. 004	0	0	0	0	0
Plainfield Pct. 005	0	0	0	0	0
Plainfield Pct. 006	0	0	0	0	0
Plainfield Pct. 007	0	0	0	0	0
Plainfield Pct. 008	0	0	0	0	0
Plainfield Pct. 009	0	0	0	0	0
Plainfield Pct. 010	0	0	0	0	0
Plainfield Pct. 011	0	0	0	0	0
Plainfield Pct. 012	0	0	0	0	0
Plainfield Pct. 013	0	0	0	0	0
Plainfield Pct. 014	0	0	0	0	0
Plainfield Pct. 015	0	0	0	0	0
Plainfield Pct. 016	0	0	0	0	0
Plainfield Pct. 017	0	0	0	0	0
Plainfield Pct. 018	0	0	0	0	0
Plainfield Pct. 019	0	0	0	0	0
Plainfield Pct. 020	1	0	0	0	1
Plainfield Pct. 021	0	0	0	0	0
Plainfield Pct. 022	0	0	0	0	0
Plainfield Pct. 023	0	0	0	0	0
Plainfield Pct. 024	0	0	0	0	0
Plainfield Pct. 025	0	0	0	0	0
Plainfield Pct. 026	0	0	0	0	0



Nancy Schultz Voots

W I L L C O U N T Y C L E R K

Plainfield Pct. 027	0	0	0	0	0
Plainfield Pct. 028	0	0	0	0	0
Plainfield Pct. 029	0	0	0	0	0
Plainfield Pct. 030	0	0	0	0	0
Plainfield Pct. 031	0	0	0	0	0
Plainfield Pct. 032	0	0	0	0	0
Plainfield Pct. 033	0	0	0	0	0
Plainfield Pct. 034	0	0	0	0	0
Plainfield Pct. 035	0	0	0	0	0
Plainfield Pct. 036	0	0	0	0	0
Reed Pct. 001	0	0	0	0	0
Reed Pct. 002	0	0	0	0	0
Reed Pct. 003	0	0	0	0	0
Troy Pct. 001	0	0	0	0	0
Troy Pct. 002	0	0	0	0	0
Troy Pct. 003	0	0	0	0	0
Troy Pct. 004	0	0	0	0	0
Troy Pct. 005	0	0	0	0	0
Troy Pct. 006	0	0	0	0	0
Troy Pct. 007	0	0	0	0	0
Troy Pct. 008	0	0	0	0	0
Troy Pct. 009	0	0	0	0	0
Troy Pct. 010	0	0	0	0	0
Troy Pct. 011	0	0	0	0	0
Troy Pct. 012	0	0	0	0	0
Troy Pct. 013	0	0	0	0	0



Nancy Schultz Voots

W I L L C O U N T Y C L E R K

Troy Pct. 014	0	0	0	0	0
Troy Pct. 015	0	0	0	0	0
Troy Pct. 016	0	0	0	0	0
Troy Pct. 017	0	0	0	0	0
Troy Pct. 018	0	0	0	0	0
Troy Pct. 019	0	0	0	0	0
Troy Pct. 020	0	0	0	0	0
Troy Pct. 021	0	0	0	0	0
Troy Pct. 022	0	0	0	0	0
Troy Pct. 023	0	0	0	0	0
Washington Pct. 001	0	0	0	0	0
Washington Pct. 002	0	0	0	0	0
Washington Pct. 003	0	0	0	0	0
Wesley Pct. 001	0	0	0	0	0
Wheatland Pct. 001	0	0	0	0	0
Wheatland Pct. 002	0	0	0	0	0
Wheatland Pct. 003	0	0	0	0	0
Wheatland Pct. 004	0	0	0	0	0
Wheatland Pct. 005	0	0	0	0	0
Wheatland Pct. 006	0	0	0	0	0
Wheatland Pct. 007	0	0	0	0	0
Wheatland Pct. 008	0	0	0	0	0
Wheatland Pct. 009	0	0	0	0	0
Wheatland Pct. 010	0	0	0	0	0
Wheatland Pct. 011	0	0	0	0	0
Wheatland Pct. 012	0	0	0	0	0



Nancy Schultz Voots

W I L L C O U N T Y C L E R K

Wheatland Pct. 013	0	0	0	0	0	0			
Wheatland Pct. 014	0	0	0	0	0	0			
Wheatland Pct. 015	0	0	0	0	0	0			
Wheatland Pct. 016	0	0	0	0	0	0			
Wheatland Pct. 017	0	0	0	0	0	0			
Wheatland Pct. 018	0	0	0	0	0	0			
Wheatland Pct. 019	0	0	0	0	0	0			
Wheatland Pct. 020	0	0	0	0	0	0			
Wheatland Pct. 021	0	0	0	0	0	0			
Wheatland Pct. 022	0	0	0	0	0	0			
Wheatland Pct. 023	0	0	0	0	0	0			
Wheatland Pct. 024	0	0	0	0	0	0			
Wheatland Pct. 025	0	0	0	0	0	0			
Wheatland Pct. 026	0	0	0	0	0	0			
Wheatland Pct. 027	0	0	0	0	0	0			
Wheatland Pct. 028	0	0	0	0	0	0			
Wheatland Pct. 029	0	0	0	0	0	0			
Wheatland Pct. 030	0	0	0	0	0	0			
Will Pct. 001	0	0	0	0	0	0			
Wilmington Pct. 001	0	0	0	0	0	0			
Wilmington Pct. 002	0	0	0	0	0	0			
Wilmington Pct. 003	0	0	0	0	0	0			
Wilton Pct. 001	0	0	0	0	0	0			
EN:	1	MAIL	0	EV	0	PV	0	GT:	1



Nancy Schultz Voots

W I L L C O U N T Y C L E R K

**Michael W. Scruggs
Governor/Lieutenant Governor**

<u>Precincts</u>	<u>Election Night</u>	<u>Mail</u>	<u>Early Voting</u>	<u>Provisional</u>	<u>TOTAL VOTES</u>
Channahon Pct. 001	0	0	0	0	0
Channahon Pct. 002	0	0	0	0	0
Channahon Pct. 003	0	0	0	0	0
Channahon Pct. 004	0	0	0	0	0
Channahon Pct. 005	0	0	0	0	0
Crete Pct. 001	0	0	0	0	0
Crete Pct. 002	0	0	0	0	0
Crete Pct. 003	0	0	0	0	0
Crete Pct. 004	0	0	0	0	0
Crete Pct. 005	0	0	0	0	0
Crete Pct. 006	0	0	0	0	0
Crete Pct. 007	0	0	0	0	0
Crete Pct. 008	0	0	0	0	0
Crete Pct. 009	0	0	0	0	0
Crete Pct. 010	0	0	0	0	0
Crete Pct. 011	0	0	0	0	0
Crete Pct. 012	0	0	0	0	0
Custer Pct. 001	0	0	0	0	0
DuPage Pct. 001	0	0	0	0	0
DuPage Pct. 002	0	0	0	0	0



Nancy Schultz Voots

W I L L C O U N T Y C L E R K

DuPage Pct. 003	0	0	0	0	0
DuPage Pct. 004	0	0	0	0	0
DuPage Pct. 005	0	0	0	0	0
DuPage Pct. 006	0	0	0	0	0
DuPage Pct. 007	0	0	0	0	0
DuPage Pct. 008	0	0	0	0	0
DuPage Pct. 009	0	0	0	0	0
DuPage Pct. 010	0	0	0	0	0
DuPage Pct. 011	0	0	0	0	0
DuPage Pct. 012	0	0	0	0	0
DuPage Pct. 013	0	0	0	0	0
DuPage Pct. 014	0	0	0	0	0
DuPage Pct. 015	0	0	0	0	0
DuPage Pct. 016	0	0	0	0	0
DuPage Pct. 017	0	0	0	0	0
DuPage Pct. 018	0	0	0	0	0
DuPage Pct. 019	0	0	0	0	0
DuPage Pct. 020	0	0	0	0	0
DuPage Pct. 021	0	0	0	0	0
DuPage Pct. 022	0	0	0	0	0
DuPage Pct. 023	0	0	0	0	0
DuPage Pct. 024	0	0	0	0	0
DuPage Pct. 025	0	0	0	0	0
DuPage Pct. 026	0	0	0	0	0
DuPage Pct. 027	0	0	0	0	0
DuPage Pct. 028	0	0	0	0	0



Nancy Schultz Voots

W I L L C O U N T Y C L E R K

DuPage Pct. 029	0	0	0	0	0
DuPage Pct. 030	0	0	0	0	0
DuPage Pct. 031	0	0	0	0	0
DuPage Pct. 032	0	0	0	0	0
DuPage Pct. 033	0	0	0	0	0
DuPage Pct. 034	0	0	0	0	0
DuPage Pct. 035	0	0	0	0	0
DuPage Pct. 036	0	0	0	0	0
DuPage Pct. 037	0	0	0	0	0
Florence Pct. 001	0	0	0	0	0
Frankfort Pct. 001	0	0	0	0	0
Frankfort Pct. 002	0	0	0	0	0
Frankfort Pct. 003	0	0	0	0	0
Frankfort Pct. 004	0	0	0	0	0
Frankfort Pct. 005	0	0	0	0	0
Frankfort Pct. 006	0	0	0	0	0
Frankfort Pct. 007	0	0	0	0	0
Frankfort Pct. 008	0	0	0	0	0
Frankfort Pct. 009	0	0	0	0	0
Frankfort Pct. 010	0	0	0	0	0
Frankfort Pct. 011	0	0	0	0	0
Frankfort Pct. 012	0	0	0	0	0
Frankfort Pct. 013	0	0	0	0	0
Frankfort Pct. 014	0	0	0	0	0
Frankfort Pct. 015	0	0	0	0	0
Frankfort Pct. 016	0	0	0	0	0



Nancy Schultz Voots

W I L L C O U N T Y C L E R K

Frankfort Pct. 017	0	0	0	0	0
Frankfort Pct. 018	0	0	0	0	0
Frankfort Pct. 019	0	0	0	0	0
Frankfort Pct. 020	0	0	0	0	0
Frankfort Pct. 021	0	0	0	0	0
Frankfort Pct. 022	0	0	0	0	0
Frankfort Pct. 023	0	0	0	0	0
Frankfort Pct. 024	0	0	0	0	0
Frankfort Pct. 025	0	0	0	0	0
Frankfort Pct. 026	0	0	0	0	0
Frankfort Pct. 027	0	0	0	0	0
Frankfort Pct. 028	0	0	0	0	0
Frankfort Pct. 029	0	0	0	0	0
Green Garden Pct. 001	0	0	0	0	0
Green Garden Pct. 002	0	0	0	0	0
Homer Pct. 001	0	0	0	0	0
Homer Pct. 002	0	0	0	0	0
Homer Pct. 003	0	0	0	0	0
Homer Pct. 004	0	0	0	0	0
Homer Pct. 005	0	0	0	0	0
Homer Pct. 006	0	0	0	0	0
Homer Pct. 007	0	0	0	0	0
Homer Pct. 008	0	0	0	0	0
Homer Pct. 009	0	0	0	0	0
Homer Pct. 010	0	0	0	0	0
Homer Pct. 011	0	0	0	0	0



Nancy Schultz Voots

W I L L C O U N T Y C L E R K

Homer Pct. 012	0	0	0	0	0
Homer Pct. 013	0	0	0	0	0
Homer Pct. 014	0	0	0	0	0
Homer Pct. 015	0	0	0	0	0
Homer Pct. 016	0	0	0	0	0
Homer Pct. 017	0	0	0	0	0
Homer Pct. 018	0	0	0	0	0
Jackson Pct. 001	0	0	0	0	0
Jackson Pct. 002	0	0	0	0	0
Joliet Pct. 001	0	0	0	0	0
Joliet Pct. 002	0	0	0	0	0
Joliet Pct. 003	0	0	0	0	0
Joliet Pct. 004	0	0	0	0	0
Joliet Pct. 005	0	0	0	0	0
Joliet Pct. 006	0	0	0	0	0
Joliet Pct. 007	0	0	0	0	0
Joliet Pct. 008	0	0	0	0	0
Joliet Pct. 009	0	0	0	0	0
Joliet Pct. 010	0	0	0	0	0
Joliet Pct. 011	0	0	0	0	0
Joliet Pct. 012	0	0	0	0	0
Joliet Pct. 013	0	0	0	0	0
Joliet Pct. 014	0	0	0	0	0
Joliet Pct. 015	0	0	0	0	0
Joliet Pct. 016	0	0	0	0	0
Joliet Pct. 017	0	0	0	0	0



Nancy Schultz Voots

W I L L C O U N T Y C L E R K

Joliet Pct. 018	0	0	0	0	0
Joliet Pct. 019	0	0	0	0	0
Joliet Pct. 020	0	0	0	0	0
Joliet Pct. 021	0	0	0	0	0
Joliet Pct. 022	0	0	0	0	0
Joliet Pct. 023	0	0	0	0	0
Joliet Pct. 024	0	0	0	0	0
Joliet Pct. 025	0	0	0	0	0
Joliet Pct. 026	0	0	0	0	0
Joliet Pct. 027	0	0	0	0	0
Joliet Pct. 028	0	0	0	0	0
Joliet Pct. 029	0	0	0	0	0
Joliet Pct. 030	0	0	0	0	0
Joliet Pct. 031	0	0	0	0	0
Joliet Pct. 032	0	0	0	0	0
Joliet Pct. 033	0	0	0	0	0
Joliet Pct. 034	0	0	0	0	0
Joliet Pct. 035	0	0	0	0	0
Joliet Pct. 036	0	0	0	0	0
Joliet Pct. 037	0	0	0	0	0
Lockport Pct. 001	0	0	0	0	0
Lockport Pct. 002	0	0	0	0	0
Lockport Pct. 003	0	0	0	0	0
Lockport Pct. 004	0	0	0	0	0
Lockport Pct. 005	0	0	0	0	0
Lockport Pct. 006	0	0	0	0	0



Nancy Schultz Voots

W I L L C O U N T Y C L E R K

Lockport Pct. 007	0	0	0	0	0
Lockport Pct. 008	0	0	0	0	0
Lockport Pct. 009	0	0	0	0	0
Lockport Pct. 010	0	0	0	0	0
Lockport Pct. 011	0	0	0	0	0
Lockport Pct. 012	0	0	0	0	0
Lockport Pct. 013	0	0	0	0	0
Lockport Pct. 014	0	0	0	0	0
Lockport Pct. 015	0	0	0	0	0
Lockport Pct. 016	0	0	0	0	0
Lockport Pct. 017	0	0	0	0	0
Lockport Pct. 018	0	0	0	0	0
Lockport Pct. 019	0	0	0	0	0
Lockport Pct. 020	0	0	0	0	0
Lockport Pct. 021	0	0	0	0	0
Lockport Pct. 022	0	0	0	0	0
Lockport Pct. 023	0	0	0	0	0
Lockport Pct. 024	0	0	0	0	0
Manhattan Pct. 001	0	0	0	0	0
Manhattan Pct. 002	0	0	0	0	0
Manhattan Pct. 003	0	0	0	0	0
Manhattan Pct. 004	0	0	0	0	0
Monee Pct. 001	0	0	0	0	0
Monee Pct. 002	0	0	0	0	0
Monee Pct. 003	0	0	0	0	0
Monee Pct. 004	0	0	0	0	0



Nancy Schultz Voots

W I L L C O U N T Y C L E R K

Monee Pct. 005	0	0	0	0	0
Monee Pct. 006	0	0	0	0	0
Monee Pct. 007	0	0	0	0	0
Monee Pct. 008	0	0	0	0	0
New Lenox Pct. 001	0	0	0	0	0
New Lenox Pct. 002	0	0	0	0	0
New Lenox Pct. 003	0	0	0	0	0
New Lenox Pct. 004	0	0	0	0	0
New Lenox Pct. 005	0	0	0	0	0
New Lenox Pct. 006	0	0	0	0	0
New Lenox Pct. 007	0	0	0	0	0
New Lenox Pct. 008	0	0	0	0	0
New Lenox Pct. 009	0	0	0	0	0
New Lenox Pct. 010	0	0	0	0	0
New Lenox Pct. 011	0	0	0	0	0
New Lenox Pct. 012	0	0	0	0	0
New Lenox Pct. 013	0	0	0	0	0
New Lenox Pct. 014	0	0	0	0	0
New Lenox Pct. 015	0	0	0	0	0
New Lenox Pct. 016	0	0	0	0	0
New Lenox Pct. 017	0	0	0	0	0
New Lenox Pct. 018	0	0	0	0	0
New Lenox Pct. 019	0	0	0	0	0
New Lenox Pct. 020	0	0	0	0	0
Peotone Pct. 001	0	0	0	0	0
Peotone Pct. 002	0	0	0	0	0



Nancy Schultz Voots

W I L L C O U N T Y C L E R K

Plainfield Pct. 001	0	0	0	0	0
Plainfield Pct. 002	0	0	0	0	0
Plainfield Pct. 003	0	0	0	0	0
Plainfield Pct. 004	0	0	0	0	0
Plainfield Pct. 005	0	0	0	0	0
Plainfield Pct. 006	0	0	0	0	0
Plainfield Pct. 007	0	0	0	0	0
Plainfield Pct. 008	0	0	0	0	0
Plainfield Pct. 009	0	0	0	0	0
Plainfield Pct. 010	0	0	0	0	0
Plainfield Pct. 011	0	0	0	0	0
Plainfield Pct. 012	0	0	0	0	0
Plainfield Pct. 013	0	0	0	0	0
Plainfield Pct. 014	0	0	0	0	0
Plainfield Pct. 015	0	0	0	0	0
Plainfield Pct. 016	0	0	0	0	0
Plainfield Pct. 017	0	0	0	0	0
Plainfield Pct. 018	0	0	0	0	0
Plainfield Pct. 019	0	0	0	0	0
Plainfield Pct. 020	0	0	0	0	0
Plainfield Pct. 021	0	0	0	0	0
Plainfield Pct. 022	0	0	0	0	0
Plainfield Pct. 023	0	0	0	0	0
Plainfield Pct. 024	0	0	0	0	0
Plainfield Pct. 025	0	0	0	0	0
Plainfield Pct. 026	0	0	0	0	0



Nancy Schultz Voots

W I L L C O U N T Y C L E R K

Plainfield Pct. 027	0	0	0	0	0
Plainfield Pct. 028	0	0	0	0	0
Plainfield Pct. 029	0	0	0	0	0
Plainfield Pct. 030	0	0	0	0	0
Plainfield Pct. 031	0	0	0	0	0
Plainfield Pct. 032	0	0	0	0	0
Plainfield Pct. 033	0	0	0	0	0
Plainfield Pct. 034	0	0	0	0	0
Plainfield Pct. 035	0	0	0	0	0
Plainfield Pct. 036	0	0	0	0	0
Reed Pct. 001	0	0	0	0	0
Reed Pct. 002	0	0	0	0	0
Reed Pct. 003	0	0	0	0	0
Troy Pct. 001	0	0	0	0	0
Troy Pct. 002	0	0	0	0	0
Troy Pct. 003	0	0	0	0	0
Troy Pct. 004	0	0	0	0	0
Troy Pct. 005	0	0	0	0	0
Troy Pct. 006	0	0	0	0	0
Troy Pct. 007	0	0	0	0	0
Troy Pct. 008	0	0	0	0	0
Troy Pct. 009	0	0	0	0	0
Troy Pct. 010	0	0	0	0	0
Troy Pct. 011	0	0	0	0	0
Troy Pct. 012	0	0	0	0	0
Troy Pct. 013	0	0	0	0	0



Nancy Schultz Voots

W I L L C O U N T Y C L E R K

Troy Pct. 014	0	0	0	0	0
Troy Pct. 015	0	0	0	0	0
Troy Pct. 016	0	0	0	0	0
Troy Pct. 017	0	0	0	0	0
Troy Pct. 018	0	0	0	0	0
Troy Pct. 019	0	0	0	0	0
Troy Pct. 020	0	0	0	0	0
Troy Pct. 021	0	0	0	0	0
Troy Pct. 022	0	0	0	0	0
Troy Pct. 023	0	0	0	0	0
Washington Pct. 001	0	0	0	0	0
Washington Pct. 002	0	0	0	0	0
Washington Pct. 003	0	0	0	0	0
Wesley Pct. 001	0	0	0	0	0
Wheatland Pct. 001	0	0	0	0	0
Wheatland Pct. 002	0	0	0	0	0
Wheatland Pct. 003	0	0	0	0	0
Wheatland Pct. 004	0	0	0	0	0
Wheatland Pct. 005	0	0	0	0	0
Wheatland Pct. 006	0	0	0	0	0
Wheatland Pct. 007	0	0	0	0	0
Wheatland Pct. 008	0	0	0	0	0
Wheatland Pct. 009	0	0	0	0	0
Wheatland Pct. 010	0	0	0	0	0
Wheatland Pct. 011	0	0	0	0	0
Wheatland Pct. 012	0	0	0	0	0



Nancy Schultz Voots

W I L L C O U N T Y C L E R K

Wheatland Pct. 013	0	0	0	0	0	0			
Wheatland Pct. 014	0	0	0	0	0	0			
Wheatland Pct. 015	0	0	0	0	0	0			
Wheatland Pct. 016	0	0	0	0	0	0			
Wheatland Pct. 017	0	0	0	0	0	0			
Wheatland Pct. 018	0	0	0	0	0	0			
Wheatland Pct. 019	0	0	0	0	0	0			
Wheatland Pct. 020	0	0	0	0	0	0			
Wheatland Pct. 021	0	0	0	0	0	0			
Wheatland Pct. 022	0	0	0	0	0	0			
Wheatland Pct. 023	0	0	0	0	0	0			
Wheatland Pct. 024	0	0	0	0	0	0			
Wheatland Pct. 025	0	0	0	0	0	0			
Wheatland Pct. 026	0	0	0	0	0	0			
Wheatland Pct. 027	0	0	0	0	0	0			
Wheatland Pct. 028	0	0	0	0	0	0			
Wheatland Pct. 029	0	0	0	0	0	0			
Wheatland Pct. 030	0	0	0	0	0	0			
Will Pct. 001	0	0	0	0	0	0			
Wilmington Pct. 001	0	0	0	0	0	0			
Wilmington Pct. 002	0	0	0	0	0	0			
Wilmington Pct. 003	0	0	0	0	0	0			
Wilton Pct. 001	0	0	0	0	0	0			
EN:	0	MAIL	0	E/V	0	PV	0	GT:	0



Nancy Schultz Voots

W I L L C O U N T Y C L E R K

**Mark Smith
Governor/Lieutenant Governor**

<u>Precincts</u>	<u>Election Night</u>	<u>Mail</u>	<u>Early Voting</u>	<u>Provisional</u>	<u>TOTAL VOTES</u>
Channahon Pct. 001	0	0	0	0	0
Channahon Pct. 002	0	0	0	0	0
Channahon Pct. 003	0	0	0	0	0
Channahon Pct. 004	0	0	0	0	0
Channahon Pct. 005	0	0	0	0	0
Crete Pct. 001	0	0	0	0	0
Crete Pct. 002	0	0	0	0	0
Crete Pct. 003	0	0	0	0	0
Crete Pct. 004	0	0	0	0	0
Crete Pct. 005	0	0	0	0	0
Crete Pct. 006	0	0	0	0	0
Crete Pct. 007	0	0	0	0	0
Crete Pct. 008	0	0	0	0	0
Crete Pct. 009	0	0	0	0	0
Crete Pct. 010	0	0	0	0	0
Crete Pct. 011	0	0	0	0	0
Crete Pct. 012	0	0	0	0	0
Custer Pct. 001	0	0	0	0	0
DuPage Pct. 001	0	0	0	0	0
DuPage Pct. 002	0	0	0	0	0



Nancy Schultz Voots

W I L L C O U N T Y C L E R K

DuPage Pct. 003	0	0	0	0	0
DuPage Pct. 004	0	0	0	0	0
DuPage Pct. 005	0	0	0	0	0
DuPage Pct. 006	0	0	0	0	0
DuPage Pct. 007	0	0	0	0	0
DuPage Pct. 008	0	0	0	0	0
DuPage Pct. 009	0	0	0	0	0
DuPage Pct. 010	0	0	0	0	0
DuPage Pct. 011	0	0	0	0	0
DuPage Pct. 012	0	0	0	0	0
DuPage Pct. 013	0	0	0	0	0
DuPage Pct. 014	0	0	0	0	0
DuPage Pct. 015	0	0	0	0	0
DuPage Pct. 016	0	0	0	0	0
DuPage Pct. 017	0	0	0	0	0
DuPage Pct. 018	0	0	0	0	0
DuPage Pct. 019	0	0	0	0	0
DuPage Pct. 020	0	0	0	0	0
DuPage Pct. 021	0	0	0	0	0
DuPage Pct. 022	0	0	0	0	0
DuPage Pct. 023	0	0	0	0	0
DuPage Pct. 024	0	0	0	0	0
DuPage Pct. 025	0	0	0	0	0
DuPage Pct. 026	0	0	0	0	0
DuPage Pct. 027	0	0	0	0	0
DuPage Pct. 028	0	0	0	0	0



Nancy Schultz Voots

W I L L C O U N T Y C L E R K

DuPage Pct. 029	0	0	0	0	0
DuPage Pct. 030	0	0	0	0	0
DuPage Pct. 031	0	0	0	0	0
DuPage Pct. 032	0	0	0	0	0
DuPage Pct. 033	0	0	0	0	0
DuPage Pct. 034	0	0	0	0	0
DuPage Pct. 035	0	0	0	0	0
DuPage Pct. 036	0	0	0	0	0
DuPage Pct. 037	0	0	0	0	0
Florence Pct. 001	0	0	0	0	0
Frankfort Pct. 001	0	0	0	0	0
Frankfort Pct. 002	0	0	0	0	0
Frankfort Pct. 003	0	0	0	0	0
Frankfort Pct. 004	0	0	0	0	0
Frankfort Pct. 005	0	0	0	0	0
Frankfort Pct. 006	0	0	0	0	0
Frankfort Pct. 007	0	0	0	0	0
Frankfort Pct. 008	0	0	0	0	0
Frankfort Pct. 009	0	0	0	0	0
Frankfort Pct. 010	0	0	0	0	0
Frankfort Pct. 011	0	0	0	0	0
Frankfort Pct. 012	0	0	0	0	0
Frankfort Pct. 013	0	0	0	0	0
Frankfort Pct. 014	0	0	0	0	0
Frankfort Pct. 015	0	0	0	0	0
Frankfort Pct. 016	0	0	0	0	0



Nancy Schultz Voots

W I L L C O U N T Y C L E R K

Frankfort Pct. 017	0	0	0	0	0
Frankfort Pct. 018	0	0	0	0	0
Frankfort Pct. 019	0	0	0	0	0
Frankfort Pct. 020	0	0	0	0	0
Frankfort Pct. 021	0	0	0	0	0
Frankfort Pct. 022	0	0	0	0	0
Frankfort Pct. 023	0	0	0	0	0
Frankfort Pct. 024	0	0	0	0	0
Frankfort Pct. 025	0	0	0	0	0
Frankfort Pct. 026	0	0	0	0	0
Frankfort Pct. 027	0	0	0	0	0
Frankfort Pct. 028	0	0	0	0	0
Frankfort Pct. 029	0	0	0	0	0
Green Garden Pct. 001	0	0	0	0	0
Green Garden Pct. 002	0	0	0	0	0
Homer Pct. 001	0	0	0	0	0
Homer Pct. 002	0	0	0	0	0
Homer Pct. 003	0	0	0	0	0
Homer Pct. 004	0	0	0	0	0
Homer Pct. 005	0	0	0	0	0
Homer Pct. 006	0	0	0	0	0
Homer Pct. 007	0	0	0	0	0
Homer Pct. 008	0	0	0	0	0
Homer Pct. 009	0	0	0	0	0
Homer Pct. 010	0	0	0	0	0
Homer Pct. 011	0	0	0	0	0



Nancy Schultz Voots

W I L L C O U N T Y C L E R K

Homer Pct. 012	0	0	0	0	0
Homer Pct. 013	0	0	0	0	0
Homer Pct. 014	0	0	0	0	0
Homer Pct. 015	0	0	0	0	0
Homer Pct. 016	0	0	0	0	0
Homer Pct. 017	0	0	0	0	0
Homer Pct. 018	0	0	0	0	0
Jackson Pct. 001	0	0	0	0	0
Jackson Pct. 002	0	0	0	0	0
Joliet Pct. 001	0	0	0	0	0
Joliet Pct. 002	0	0	0	0	0
Joliet Pct. 003	0	0	0	0	0
Joliet Pct. 004	0	0	0	0	0
Joliet Pct. 005	0	0	0	0	0
Joliet Pct. 006	0	0	0	0	0
Joliet Pct. 007	0	0	0	0	0
Joliet Pct. 008	0	0	0	0	0
Joliet Pct. 009	0	0	0	0	0
Joliet Pct. 010	0	0	0	0	0
Joliet Pct. 011	0	0	0	0	0
Joliet Pct. 012	0	0	0	0	0
Joliet Pct. 013	0	0	0	0	0
Joliet Pct. 014	0	0	0	0	0
Joliet Pct. 015	0	0	0	0	0
Joliet Pct. 016	0	0	0	0	0
Joliet Pct. 017	0	0	0	0	0



Nancy Schultz Voots

W I L L C O U N T Y C L E R K

Joliet Pct. 018	0	0	0	0	0
Joliet Pct. 019	0	0	0	0	0
Joliet Pct. 020	0	0	0	0	0
Joliet Pct. 021	0	0	0	0	0
Joliet Pct. 022	0	0	0	0	0
Joliet Pct. 023	0	0	0	0	0
Joliet Pct. 024	0	0	0	0	0
Joliet Pct. 025	0	0	0	0	0
Joliet Pct. 026	0	0	0	0	0
Joliet Pct. 027	0	0	0	0	0
Joliet Pct. 028	0	0	0	0	0
Joliet Pct. 029	0	0	0	0	0
Joliet Pct. 030	0	0	0	0	0
Joliet Pct. 031	0	0	0	0	0
Joliet Pct. 032	0	0	0	0	0
Joliet Pct. 033	0	0	0	0	0
Joliet Pct. 034	0	0	0	0	0
Joliet Pct. 035	0	0	0	0	0
Joliet Pct. 036	0	0	0	0	0
Joliet Pct. 037	0	0	0	0	0
Lockport Pct. 001	0	0	0	0	0
Lockport Pct. 002	0	0	0	0	0
Lockport Pct. 003	0	0	0	0	0
Lockport Pct. 004	0	0	0	0	0
Lockport Pct. 005	0	0	0	0	0
Lockport Pct. 006	0	0	0	0	0



Nancy Schultz Voots

W I L L C O U N T Y C L E R K

Lockport Pct. 007	0	0	0	0	0
Lockport Pct. 008	0	0	0	0	0
Lockport Pct. 009	0	0	0	0	0
Lockport Pct. 010	0	0	0	0	0
Lockport Pct. 011	0	0	0	0	0
Lockport Pct. 012	0	0	0	0	0
Lockport Pct. 013	0	0	0	0	0
Lockport Pct. 014	0	0	0	0	0
Lockport Pct. 015	0	0	0	0	0
Lockport Pct. 016	0	0	0	0	0
Lockport Pct. 017	0	0	0	0	0
Lockport Pct. 018	0	0	0	0	0
Lockport Pct. 019	0	0	0	0	0
Lockport Pct. 020	0	0	0	0	0
Lockport Pct. 021	0	0	0	0	0
Lockport Pct. 022	0	0	0	0	0
Lockport Pct. 023	0	0	0	0	0
Lockport Pct. 024	0	0	0	0	0
Manhattan Pct. 001	0	0	0	0	0
Manhattan Pct. 002	0	0	0	0	0
Manhattan Pct. 003	0	0	0	0	0
Manhattan Pct. 004	0	0	0	0	0
Monee Pct. 001	0	0	0	0	0
Monee Pct. 002	0	0	0	0	0
Monee Pct. 003	0	0	0	0	0
Monee Pct. 004	0	0	0	0	0



Nancy Schultz Voots

W I L L C O U N T Y C L E R K

Monee Pct. 005	0	0	0	0	0
Monee Pct. 006	0	0	0	0	0
Monee Pct. 007	0	0	0	0	0
Monee Pct. 008	0	0	0	0	0
New Lenox Pct. 001	0	0	0	0	0
New Lenox Pct. 002	0	0	0	0	0
New Lenox Pct. 003	0	0	0	0	0
New Lenox Pct. 004	0	0	0	0	0
New Lenox Pct. 005	0	0	0	0	0
New Lenox Pct. 006	0	0	0	0	0
New Lenox Pct. 007	0	0	0	0	0
New Lenox Pct. 008	0	0	0	0	0
New Lenox Pct. 009	0	0	0	0	0
New Lenox Pct. 010	0	0	0	0	0
New Lenox Pct. 011	0	0	0	0	0
New Lenox Pct. 012	0	0	0	0	0
New Lenox Pct. 013	0	0	0	0	0
New Lenox Pct. 014	0	0	0	0	0
New Lenox Pct. 015	0	0	0	0	0
New Lenox Pct. 016	0	0	0	0	0
New Lenox Pct. 017	0	0	0	0	0
New Lenox Pct. 018	0	0	0	0	0
New Lenox Pct. 019	0	0	0	0	0
New Lenox Pct. 020	0	0	0	0	0
Peotone Pct. 001	3	0	0	0	3
Peotone Pct. 002	0	0	0	0	0



Nancy Schultz Voots

W I L L C O U N T Y C L E R K

Plainfield Pct. 001	0	0	0	0	0
Plainfield Pct. 002	0	0	0	0	0
Plainfield Pct. 003	0	0	0	0	0
Plainfield Pct. 004	0	0	0	0	0
Plainfield Pct. 005	0	0	0	0	0
Plainfield Pct. 006	0	0	0	0	0
Plainfield Pct. 007	0	0	0	0	0
Plainfield Pct. 008	0	0	0	0	0
Plainfield Pct. 009	0	0	0	0	0
Plainfield Pct. 010	0	0	0	0	0
Plainfield Pct. 011	0	0	0	0	0
Plainfield Pct. 012	0	0	0	0	0
Plainfield Pct. 013	0	0	0	0	0
Plainfield Pct. 014	0	0	0	0	0
Plainfield Pct. 015	0	0	0	0	0
Plainfield Pct. 016	0	0	0	0	0
Plainfield Pct. 017	0	0	0	0	0
Plainfield Pct. 018	0	0	0	0	0
Plainfield Pct. 019	0	0	0	0	0
Plainfield Pct. 020	0	0	0	0	0
Plainfield Pct. 021	0	0	0	0	0
Plainfield Pct. 022	0	0	0	0	0
Plainfield Pct. 023	0	0	0	0	0
Plainfield Pct. 024	0	0	0	0	0
Plainfield Pct. 025	0	0	0	0	0
Plainfield Pct. 026	0	0	0	0	0



Nancy Schultz Voots

W I L L C O U N T Y C L E R K

Plainfield Pct. 027	0	0	0	0	0
Plainfield Pct. 028	0	0	0	0	0
Plainfield Pct. 029	0	0	0	0	0
Plainfield Pct. 030	0	0	0	0	0
Plainfield Pct. 031	0	0	0	0	0
Plainfield Pct. 032	0	0	0	0	0
Plainfield Pct. 033	0	0	0	0	0
Plainfield Pct. 034	0	0	0	0	0
Plainfield Pct. 035	0	0	0	0	0
Plainfield Pct. 036	0	0	0	0	0
Reed Pct. 001	0	0	0	0	0
Reed Pct. 002	0	0	0	0	0
Reed Pct. 003	0	0	0	0	0
Troy Pct. 001	0	0	0	0	0
Troy Pct. 002	0	0	0	0	0
Troy Pct. 003	0	0	0	0	0
Troy Pct. 004	0	0	0	0	0
Troy Pct. 005	0	0	0	0	0
Troy Pct. 006	0	0	0	0	0
Troy Pct. 007	0	0	0	0	0
Troy Pct. 008	0	0	0	0	0
Troy Pct. 009	0	0	0	0	0
Troy Pct. 010	0	0	0	0	0
Troy Pct. 011	0	0	0	0	0
Troy Pct. 012	0	0	0	0	0
Troy Pct. 013	0	0	0	0	0



Nancy Schultz Voots

W I L L C O U N T Y C L E R K

Troy Pct. 014	0	0	0	0	0
Troy Pct. 015	0	0	0	0	0
Troy Pct. 016	0	0	0	0	0
Troy Pct. 017	0	0	0	0	0
Troy Pct. 018	0	0	0	0	0
Troy Pct. 019	0	0	0	0	0
Troy Pct. 020	0	0	0	0	0
Troy Pct. 021	0	0	0	0	0
Troy Pct. 022	0	0	0	0	0
Troy Pct. 023	0	0	0	0	0
Washington Pct. 001	0	0	0	0	0
Washington Pct. 002	0	0	0	0	0
Washington Pct. 003	0	0	0	0	0
Wesley Pct. 001	0	0	0	0	0
Wheatland Pct. 001	0	0	0	0	0
Wheatland Pct. 002	0	0	0	0	0
Wheatland Pct. 003	0	0	0	0	0
Wheatland Pct. 004	0	0	0	0	0
Wheatland Pct. 005	0	0	0	0	0
Wheatland Pct. 006	0	0	0	0	0
Wheatland Pct. 007	0	0	0	0	0
Wheatland Pct. 008	0	0	0	0	0
Wheatland Pct. 009	0	0	0	0	0
Wheatland Pct. 010	0	0	0	0	0
Wheatland Pct. 011	3	0	0	0	3
Wheatland Pct. 012	0	0	0	0	0



Nancy Schultz Voots

W I L L C O U N T Y C L E R K

Wheatland Pct. 013	0	0	0	0	0	0			
Wheatland Pct. 014	0	0	0	0	0	0			
Wheatland Pct. 015	0	0	0	0	0	0			
Wheatland Pct. 016	0	0	0	0	0	0			
Wheatland Pct. 017	0	0	0	0	0	0			
Wheatland Pct. 018	0	0	0	0	0	0			
Wheatland Pct. 019	0	0	0	0	0	0			
Wheatland Pct. 020	0	0	0	0	0	0			
Wheatland Pct. 021	0	0	0	0	0	0			
Wheatland Pct. 022	0	0	0	0	0	0			
Wheatland Pct. 023	0	0	0	0	0	0			
Wheatland Pct. 024	0	0	0	0	0	0			
Wheatland Pct. 025	0	0	0	0	0	0			
Wheatland Pct. 026	0	0	0	0	0	0			
Wheatland Pct. 027	0	0	0	0	0	0			
Wheatland Pct. 028	0	0	0	0	0	0			
Wheatland Pct. 029	0	0	0	0	0	0			
Wheatland Pct. 030	0	0	0	0	0	0			
Will Pct. 001	0	0	0	0	0	0			
Wilmington Pct. 001	0	0	0	0	0	0			
Wilmington Pct. 002	0	0	0	0	0	0			
Wilmington Pct. 003	0	0	0	0	0	0			
Wilton Pct. 001	0	0	0	0	0	0			
EN:	6	MAIL	0	EV	0	PV	0	GT:	6



Nancy Schultz Voots

W I L L C O U N T Y C L E R K

Ryan Sweeney/Aaron Merreighn Governor/Lieutenant Governor

<u>Precincts</u>	<u>Election Night</u>	<u>Mail</u>	<u>Early Voting</u>	<u>Provisional</u>	<u>TOTAL VOTES</u>
Channahon Pct. 001	0	0	0	0	0
Channahon Pct. 002	0	0	0	0	0
Channahon Pct. 003	0	0	0	0	0
Channahon Pct. 004	0	0	0	0	0
Channahon Pct. 005	0	0	0	0	0
Crete Pct. 001	0	0	0	0	0
Crete Pct. 002	0	0	0	0	0
Crete Pct. 003	0	0	0	0	0
Crete Pct. 004	0	0	0	0	0
Crete Pct. 005	0	0	0	0	0
Crete Pct. 006	0	0	0	0	0
Crete Pct. 007	0	0	0	0	0
Crete Pct. 008	0	0	0	0	0
Crete Pct. 009	0	0	0	0	0
Crete Pct. 010	0	0	0	0	0
Crete Pct. 011	0	0	0	0	0
Crete Pct. 012	0	0	0	0	0
Custer Pct. 001	0	0	0	0	0
DuPage Pct. 001	0	0	0	0	0
DuPage Pct. 002	0	0	0	0	0



Nancy Schultz Voots

W I L L C O U N T Y C L E R K

DuPage Pct. 003	0	0	0	0	0
DuPage Pct. 004	0	0	0	0	0
DuPage Pct. 005	0	0	0	0	0
DuPage Pct. 006	0	0	0	0	0
DuPage Pct. 007	0	0	0	0	0
DuPage Pct. 008	0	0	0	0	0
DuPage Pct. 009	0	0	0	0	0
DuPage Pct. 010	0	0	0	0	0
DuPage Pct. 011	0	0	0	0	0
DuPage Pct. 012	0	0	0	0	0
DuPage Pct. 013	0	0	0	0	0
DuPage Pct. 014	0	0	0	0	0
DuPage Pct. 015	0	0	0	0	0
DuPage Pct. 016	0	0	0	0	0
DuPage Pct. 017	0	0	0	0	0
DuPage Pct. 018	0	0	0	0	0
DuPage Pct. 019	0	0	0	0	0
DuPage Pct. 020	0	0	0	0	0
DuPage Pct. 021	0	0	0	0	0
DuPage Pct. 022	0	0	0	0	0
DuPage Pct. 023	0	0	0	0	0
DuPage Pct. 024	0	0	0	0	0
DuPage Pct. 025	0	0	0	0	0
DuPage Pct. 026	0	0	0	0	0
DuPage Pct. 027	0	0	0	0	0
DuPage Pct. 028	0	0	0	0	0



Nancy Schultz Voots

W I L L C O U N T Y C L E R K

DuPage Pct. 029	0	0	0	0	0
DuPage Pct. 030	0	0	0	0	0
DuPage Pct. 031	0	0	0	0	0
DuPage Pct. 032	0	0	0	0	0
DuPage Pct. 033	0	0	0	0	0
DuPage Pct. 034	0	0	0	0	0
DuPage Pct. 035	0	0	0	0	0
DuPage Pct. 036	0	0	0	0	0
DuPage Pct. 037	0	0	0	0	0
Florence Pct. 001	0	0	0	0	0
Frankfort Pct. 001	0	0	0	0	0
Frankfort Pct. 002	0	0	0	0	0
Frankfort Pct. 003	0	0	0	0	0
Frankfort Pct. 004	0	0	0	0	0
Frankfort Pct. 005	0	0	0	0	0
Frankfort Pct. 006	0	0	0	0	0
Frankfort Pct. 007	0	0	0	0	0
Frankfort Pct. 008	0	0	0	0	0
Frankfort Pct. 009	0	0	0	0	0
Frankfort Pct. 010	0	0	0	0	0
Frankfort Pct. 011	0	0	0	0	0
Frankfort Pct. 012	0	0	0	0	0
Frankfort Pct. 013	0	0	0	0	0
Frankfort Pct. 014	0	0	0	0	0
Frankfort Pct. 015	0	0	0	0	0
Frankfort Pct. 016	0	0	0	0	0



Nancy Schultz Voots

W I L L C O U N T Y C L E R K

Frankfort Pct. 017	0	0	0	0	0
Frankfort Pct. 018	0	0	0	0	0
Frankfort Pct. 019	0	0	0	0	0
Frankfort Pct. 020	0	0	0	0	0
Frankfort Pct. 021	0	0	0	0	0
Frankfort Pct. 022	0	0	0	0	0
Frankfort Pct. 023	0	0	0	0	0
Frankfort Pct. 024	0	0	0	0	0
Frankfort Pct. 025	0	0	0	0	0
Frankfort Pct. 026	0	0	0	0	0
Frankfort Pct. 027	0	0	0	0	0
Frankfort Pct. 028	0	0	0	0	0
Frankfort Pct. 029	0	0	0	0	0
Green Garden Pct. 001	0	0	0	0	0
Green Garden Pct. 002	0	0	0	0	0
Homer Pct. 001	0	0	0	0	0
Homer Pct. 002	0	0	0	0	0
Homer Pct. 003	0	0	0	0	0
Homer Pct. 004	0	0	0	0	0
Homer Pct. 005	0	0	0	0	0
Homer Pct. 006	0	0	0	0	0
Homer Pct. 007	0	0	0	0	0
Homer Pct. 008	0	0	0	0	0
Homer Pct. 009	0	0	0	0	0
Homer Pct. 010	0	0	0	0	0
Homer Pct. 011	0	0	0	0	0



Nancy Schultz Voots

W I L L C O U N T Y C L E R K

Homer Pct. 012	0	0	0	0	0
Homer Pct. 013	0	0	0	0	0
Homer Pct. 014	0	0	0	0	0
Homer Pct. 015	0	0	0	0	0
Homer Pct. 016	0	0	0	0	0
Homer Pct. 017	0	0	0	0	0
Homer Pct. 018	0	0	0	0	0
Jackson Pct. 001	0	0	0	0	0
Jackson Pct. 002	0	0	0	0	0
Joliet Pct. 001	0	0	0	0	0
Joliet Pct. 002	0	0	0	0	0
Joliet Pct. 003	0	0	0	0	0
Joliet Pct. 004	0	0	0	0	0
Joliet Pct. 005	0	0	0	0	0
Joliet Pct. 006	0	0	0	0	0
Joliet Pct. 007	0	0	0	0	0
Joliet Pct. 008	0	0	0	0	0
Joliet Pct. 009	0	0	0	0	0
Joliet Pct. 010	0	0	0	0	0
Joliet Pct. 011	0	0	0	0	0
Joliet Pct. 012	0	0	0	0	0
Joliet Pct. 013	0	0	0	0	0
Joliet Pct. 014	0	0	0	0	0
Joliet Pct. 015	0	0	0	0	0
Joliet Pct. 016	0	0	0	0	0
Joliet Pct. 017	0	0	0	0	0



Nancy Schultz Voots

W I L L C O U N T Y C L E R K

Joliet Pct. 018	0	0	0	0	0
Joliet Pct. 019	0	0	0	0	0
Joliet Pct. 020	0	0	0	0	0
Joliet Pct. 021	0	0	0	0	0
Joliet Pct. 022	0	0	0	0	0
Joliet Pct. 023	0	0	0	0	0
Joliet Pct. 024	0	0	0	0	0
Joliet Pct. 025	0	0	0	0	0
Joliet Pct. 026	0	0	0	0	0
Joliet Pct. 027	0	0	0	0	0
Joliet Pct. 028	0	0	0	0	0
Joliet Pct. 029	0	0	0	0	0
Joliet Pct. 030	0	0	0	0	0
Joliet Pct. 031	0	0	0	0	0
Joliet Pct. 032	0	0	0	0	0
Joliet Pct. 033	0	0	0	0	0
Joliet Pct. 034	0	0	0	0	0
Joliet Pct. 035	0	0	0	0	0
Joliet Pct. 036	0	0	0	0	0
Joliet Pct. 037	0	0	0	0	0
Lockport Pct. 001	0	0	0	0	0
Lockport Pct. 002	0	0	0	0	0
Lockport Pct. 003	0	0	0	0	0
Lockport Pct. 004	0	0	0	0	0
Lockport Pct. 005	0	0	0	0	0
Lockport Pct. 006	0	0	0	0	0



Nancy Schultz Voots

W I L L C O U N T Y C L E R K

Lockport Pct. 007	0	0	0	0	0
Lockport Pct. 008	0	0	0	0	0
Lockport Pct. 009	0	0	0	0	0
Lockport Pct. 010	0	0	0	0	0
Lockport Pct. 011	0	0	0	0	0
Lockport Pct. 012	0	0	0	0	0
Lockport Pct. 013	0	0	0	0	0
Lockport Pct. 014	0	0	0	0	0
Lockport Pct. 015	0	0	0	0	0
Lockport Pct. 016	0	0	0	0	0
Lockport Pct. 017	0	0	0	0	0
Lockport Pct. 018	0	0	0	0	0
Lockport Pct. 019	0	0	0	0	0
Lockport Pct. 020	0	0	0	0	0
Lockport Pct. 021	0	0	0	0	0
Lockport Pct. 022	0	0	0	0	0
Lockport Pct. 023	0	0	0	0	0
Lockport Pct. 024	0	0	0	0	0
Manhattan Pct. 001	0	0	0	0	0
Manhattan Pct. 002	0	0	0	0	0
Manhattan Pct. 003	0	0	0	0	0
Manhattan Pct. 004	0	0	0	0	0
Monee Pct. 001	0	0	0	0	0
Monee Pct. 002	0	0	0	0	0
Monee Pct. 003	0	0	0	0	0
Monee Pct. 004	0	0	0	0	0



Nancy Schultz Voots

W I L L C O U N T Y C L E R K

Monee Pct. 005	0	0	0	0	0
Monee Pct. 006	0	0	0	0	0
Monee Pct. 007	0	0	0	0	0
Monee Pct. 008	0	0	0	0	0
New Lenox Pct. 001	0	0	0	0	0
New Lenox Pct. 002	0	0	0	0	0
New Lenox Pct. 003	0	0	0	0	0
New Lenox Pct. 004	0	0	0	0	0
New Lenox Pct. 005	0	0	0	0	0
New Lenox Pct. 006	0	0	0	0	0
New Lenox Pct. 007	0	0	0	0	0
New Lenox Pct. 008	0	0	0	0	0
New Lenox Pct. 009	0	0	0	0	0
New Lenox Pct. 010	0	0	0	0	0
New Lenox Pct. 011	0	0	0	0	0
New Lenox Pct. 012	0	0	0	0	0
New Lenox Pct. 013	0	0	0	0	0
New Lenox Pct. 014	0	0	0	0	0
New Lenox Pct. 015	0	0	0	0	0
New Lenox Pct. 016	0	0	0	0	0
New Lenox Pct. 017	0	0	0	0	0
New Lenox Pct. 018	0	0	0	0	0
New Lenox Pct. 019	0	0	0	0	0
New Lenox Pct. 020	0	0	0	0	0
Peotone Pct. 001	0	0	0	0	0
Peotone Pct. 002	0	0	0	0	0



Nancy Schultz Voots

W I L L C O U N T Y C L E R K

Plainfield Pct. 001	0	0	0	0	0
Plainfield Pct. 002	0	0	0	0	0
Plainfield Pct. 003	0	0	0	0	0
Plainfield Pct. 004	0	0	0	0	0
Plainfield Pct. 005	0	0	0	0	0
Plainfield Pct. 006	0	0	0	0	0
Plainfield Pct. 007	0	0	0	0	0
Plainfield Pct. 008	0	0	0	0	0
Plainfield Pct. 009	0	0	0	0	0
Plainfield Pct. 010	0	0	0	0	0
Plainfield Pct. 011	0	0	0	0	0
Plainfield Pct. 012	0	0	0	0	0
Plainfield Pct. 013	0	0	0	0	0
Plainfield Pct. 014	0	0	0	0	0
Plainfield Pct. 015	0	0	0	0	0
Plainfield Pct. 016	0	0	0	0	0
Plainfield Pct. 017	0	0	0	0	0
Plainfield Pct. 018	0	0	0	0	0
Plainfield Pct. 019	0	0	0	0	0
Plainfield Pct. 020	0	0	0	0	0
Plainfield Pct. 021	0	0	0	0	0
Plainfield Pct. 022	0	0	0	0	0
Plainfield Pct. 023	0	0	0	0	0
Plainfield Pct. 024	0	0	0	0	0
Plainfield Pct. 025	0	0	0	0	0
Plainfield Pct. 026	0	0	0	0	0



Nancy Schultz Voots

W I L L C O U N T Y C L E R K

Plainfield Pct. 027	0	0	0	0	0
Plainfield Pct. 028	0	0	0	0	0
Plainfield Pct. 029	0	0	0	0	0
Plainfield Pct. 030	0	0	0	0	0
Plainfield Pct. 031	0	0	0	0	0
Plainfield Pct. 032	0	0	0	0	0
Plainfield Pct. 033	0	0	0	0	0
Plainfield Pct. 034	0	0	0	0	0
Plainfield Pct. 035	0	0	0	0	0
Plainfield Pct. 036	0	0	0	0	0
Reed Pct. 001	0	0	0	0	0
Reed Pct. 002	0	0	0	0	0
Reed Pct. 003	0	0	0	0	0
Troy Pct. 001	0	0	0	0	0
Troy Pct. 002	0	0	0	0	0
Troy Pct. 003	0	0	0	0	0
Troy Pct. 004	0	0	0	0	0
Troy Pct. 005	0	0	0	0	0
Troy Pct. 006	0	0	0	0	0
Troy Pct. 007	0	0	0	0	0
Troy Pct. 008	0	0	0	0	0
Troy Pct. 009	0	0	0	0	0
Troy Pct. 010	0	0	0	0	0
Troy Pct. 011	0	0	0	0	0
Troy Pct. 012	0	0	0	0	0
Troy Pct. 013	0	0	0	0	0



Nancy Schultz Voots

W I L L C O U N T Y C L E R K

Troy Pct. 014	0	0	0	0	0
Troy Pct. 015	0	0	0	0	0
Troy Pct. 016	0	0	0	0	0
Troy Pct. 017	0	0	0	0	0
Troy Pct. 018	0	0	0	0	0
Troy Pct. 019	0	0	0	0	0
Troy Pct. 020	0	0	0	0	0
Troy Pct. 021	0	0	0	0	0
Troy Pct. 022	0	0	0	0	0
Troy Pct. 023	0	0	0	0	0
Washington Pct. 001	1	0	0	0	1
Washington Pct. 002	0	0	0	0	0
Washington Pct. 003	0	0	0	0	0
Wesley Pct. 001	0	0	0	0	0
Wheatland Pct. 001	0	0	0	0	0
Wheatland Pct. 002	0	0	0	0	0
Wheatland Pct. 003	0	0	0	0	0
Wheatland Pct. 004	0	0	0	0	0
Wheatland Pct. 005	0	0	0	0	0
Wheatland Pct. 006	0	0	0	0	0
Wheatland Pct. 007	0	0	0	0	0
Wheatland Pct. 008	0	0	0	0	0
Wheatland Pct. 009	0	0	0	0	0
Wheatland Pct. 010	0	0	0	0	0
Wheatland Pct. 011	0	0	0	0	0
Wheatland Pct. 012	0	0	0	0	0



Nancy Schultz Voots

W I L L C O U N T Y C L E R K

Wheatland Pct. 013	0	0	0	0	0	0			
Wheatland Pct. 014	0	0	0	0	0	0			
Wheatland Pct. 015	0	0	0	0	0	0			
Wheatland Pct. 016	0	0	0	0	0	0			
Wheatland Pct. 017	0	0	0	0	0	0			
Wheatland Pct. 018	0	0	0	0	0	0			
Wheatland Pct. 019	0	0	0	0	0	0			
Wheatland Pct. 020	0	0	0	0	0	0			
Wheatland Pct. 021	0	0	0	0	0	0			
Wheatland Pct. 022	0	0	0	0	0	0			
Wheatland Pct. 023	0	0	0	0	0	0			
Wheatland Pct. 024	0	0	0	0	0	0			
Wheatland Pct. 025	0	0	0	0	0	0			
Wheatland Pct. 026	0	0	0	0	0	0			
Wheatland Pct. 027	0	0	0	0	0	0			
Wheatland Pct. 028	0	0	0	0	0	0			
Wheatland Pct. 029	0	0	0	0	0	0			
Wheatland Pct. 030	0	0	0	0	0	0			
Will Pct. 001	0	0	0	0	0	0			
Wilmington Pct. 001	0	0	0	0	0	0			
Wilmington Pct. 002	0	0	0	0	0	0			
Wilmington Pct. 003	0	0	0	0	0	0			
Wilton Pct. 001	0	0	0	0	0	0			
EN:	1	MAIL	0	E/V	0	PV	0	GT:	1



Nancy Schultz Voots

W I L L C O U N T Y C L E R K

**Scott Summers
Governor/Lieutenant Governor**

<u>Precincts</u>	<u>Election Night</u>	<u>Mail</u>	<u>Early Voting</u>	<u>Provisional</u>	<u>TOTAL VOTES</u>
Channahon Pct. 001	1	0	0	0	1
Channahon Pct. 002	0	0	0	0	0
Channahon Pct. 003	0	0	0	0	0
Channahon Pct. 004	0	0	0	0	0
Channahon Pct. 005	0	0	0	0	0
Crete Pct. 001	0	0	0	0	0
Crete Pct. 002	0	0	0	0	0
Crete Pct. 003	0	0	0	0	0
Crete Pct. 004	0	0	0	0	0
Crete Pct. 005	0	0	0	0	0
Crete Pct. 006	0	0	0	0	0
Crete Pct. 007	0	0	0	0	0
Crete Pct. 008	0	0	0	0	0
Crete Pct. 009	0	0	0	0	0
Crete Pct. 010	0	0	0	0	0
Crete Pct. 011	1	0	0	0	1
Crete Pct. 012	0	0	0	0	0
Custer Pct. 001	0	0	0	0	0
DuPage Pct. 001	2	0	0	0	2
DuPage Pct. 002	0	0	0	0	0



Nancy Schultz Voots

W I L L C O U N T Y C L E R K

DuPage Pct. 003	0	0	0	0	0
DuPage Pct. 004	0	0	0	0	0
DuPage Pct. 005	0	0	0	0	0
DuPage Pct. 006	0	0	0	0	0
DuPage Pct. 007	0	0	0	0	0
DuPage Pct. 008	0	0	0	0	0
DuPage Pct. 009	0	0	0	0	0
DuPage Pct. 010	0	0	0	0	0
DuPage Pct. 011	0	0	0	0	0
DuPage Pct. 012	0	0	0	0	0
DuPage Pct. 013	1	0	0	0	1
DuPage Pct. 014	0	0	0	0	0
DuPage Pct. 015	0	0	0	0	0
DuPage Pct. 016	0	0	0	0	0
DuPage Pct. 017	0	0	0	0	0
DuPage Pct. 018	0	0	0	0	0
DuPage Pct. 019	0	0	0	0	0
DuPage Pct. 020	0	0	0	0	0
DuPage Pct. 021	0	0	0	0	0
DuPage Pct. 022	0	0	0	0	0
DuPage Pct. 023	0	0	0	0	0
DuPage Pct. 024	0	0	0	0	0
DuPage Pct. 025	0	0	0	0	0
DuPage Pct. 026	0	0	0	0	0
DuPage Pct. 027	0	0	0	0	0
DuPage Pct. 028	0	0	0	0	0



Nancy Schultz Voots

W I L L C O U N T Y C L E R K

DuPage Pct. 029	0	0	0	0	0
DuPage Pct. 030	0	1	0	0	1
DuPage Pct. 031	0	0	0	0	0
DuPage Pct. 032	0	0	0	0	0
DuPage Pct. 033	0	0	0	0	0
DuPage Pct. 034	0	0	0	0	0
DuPage Pct. 035	0	0	0	0	0
DuPage Pct. 036	0	0	0	0	0
DuPage Pct. 037	0	0	0	0	0
Florence Pct. 001	0	0	1	0	1
Frankfort Pct. 001	0	0	0	0	0
Frankfort Pct. 002	0	0	0	0	0
Frankfort Pct. 003	0	0	0	0	0
Frankfort Pct. 004	0	0	0	0	0
Frankfort Pct. 005	0	0	0	0	0
Frankfort Pct. 006	0	0	0	0	0
Frankfort Pct. 007	0	0	0	0	0
Frankfort Pct. 008	0	0	0	0	0
Frankfort Pct. 009	0	0	0	0	0
Frankfort Pct. 010	0	0	0	0	0
Frankfort Pct. 011	2	0	0	0	2
Frankfort Pct. 012	0	0	0	0	0
Frankfort Pct. 013	0	0	0	0	0
Frankfort Pct. 014	0	0	0	0	0
Frankfort Pct. 015	0	0	0	0	0
Frankfort Pct. 016	0	0	0	0	0



Nancy Schultz Voots

W I L L C O U N T Y C L E R K

Frankfort Pct. 017	0	0	0	0	0
Frankfort Pct. 018	0	0	0	0	0
Frankfort Pct. 019	0	0	0	0	0
Frankfort Pct. 020	0	0	0	0	0
Frankfort Pct. 021	0	0	0	0	0
Frankfort Pct. 022	0	0	0	0	0
Frankfort Pct. 023	0	0	0	0	0
Frankfort Pct. 024	0	0	0	0	0
Frankfort Pct. 025	0	0	0	0	0
Frankfort Pct. 026	0	0	0	0	0
Frankfort Pct. 027	0	0	0	0	0
Frankfort Pct. 028	0	0	0	0	0
Frankfort Pct. 029	0	0	0	0	0
Green Garden Pct. 001	0	0	0	0	0
Green Garden Pct. 002	0	0	0	0	0
Homer Pct. 001	1	0	1	0	2
Homer Pct. 002	0	0	0	0	0
Homer Pct. 003	0	0	0	0	0
Homer Pct. 004	0	0	0	0	0
Homer Pct. 005	0	0	0	0	0
Homer Pct. 006	0	0	0	0	0
Homer Pct. 007	0	0	0	0	0
Homer Pct. 008	0	0	0	0	0
Homer Pct. 009	0	0	0	0	0
Homer Pct. 010	0	0	0	0	0
Homer Pct. 011	0	0	0	0	0



Nancy Schultz Voots

W I L L C O U N T Y C L E R K

Homer Pct. 012	0	0	0	0	0
Homer Pct. 013	0	0	0	0	0
Homer Pct. 014	0	0	0	0	0
Homer Pct. 015	0	0	0	0	0
Homer Pct. 016	0	0	0	0	0
Homer Pct. 017	0	0	0	0	0
Homer Pct. 018	0	0	0	0	0
Jackson Pct. 001	0	0	0	0	0
Jackson Pct. 002	0	0	0	0	0
Joliet Pct. 001	0	0	0	0	0
Joliet Pct. 002	0	0	0	0	0
Joliet Pct. 003	0	0	0	0	0
Joliet Pct. 004	0	0	0	0	0
Joliet Pct. 005	0	0	0	0	0
Joliet Pct. 006	0	0	0	0	0
Joliet Pct. 007	0	0	0	0	0
Joliet Pct. 008	0	0	0	0	0
Joliet Pct. 009	0	0	0	0	0
Joliet Pct. 010	0	0	0	0	0
Joliet Pct. 011	0	0	0	1	1
Joliet Pct. 012	0	0	0	0	0
Joliet Pct. 013	0	0	0	0	0
Joliet Pct. 014	0	0	0	0	0
Joliet Pct. 015	0	0	0	0	0
Joliet Pct. 016	0	0	0	0	0
Joliet Pct. 017	0	0	0	0	0



Nancy Schultz Voots

W I L L C O U N T Y C L E R K

Joliet Pct. 018	0	0	0	0	0
Joliet Pct. 019	0	0	0	0	0
Joliet Pct. 020	0	0	0	0	0
Joliet Pct. 021	0	0	0	0	0
Joliet Pct. 022	2	0	0	0	2
Joliet Pct. 023	0	1	0	0	1
Joliet Pct. 024	0	0	0	0	0
Joliet Pct. 025	0	0	0	0	0
Joliet Pct. 026	0	0	0	0	0
Joliet Pct. 027	0	0	0	0	0
Joliet Pct. 028	0	0	0	0	0
Joliet Pct. 029	0	0	0	0	0
Joliet Pct. 030	0	0	0	0	0
Joliet Pct. 031	0	0	0	0	0
Joliet Pct. 032	0	0	0	0	0
Joliet Pct. 033	0	0	0	0	0
Joliet Pct. 034	0	0	0	0	0
Joliet Pct. 035	0	0	0	0	0
Joliet Pct. 036	0	0	0	0	0
Joliet Pct. 037	0	0	0	0	0
Lockport Pct. 001	0	0	0	0	0
Lockport Pct. 002	0	0	0	0	0
Lockport Pct. 003	0	0	0	0	0
Lockport Pct. 004	0	0	0	0	0
Lockport Pct. 005	3	0	0	0	3
Lockport Pct. 006	0	0	0	0	0



Nancy Schultz Voots

W I L L C O U N T Y C L E R K

Lockport Pct. 007	0	0	0	0	0
Lockport Pct. 008	0	0	0	0	0
Lockport Pct. 009	0	0	0	0	0
Lockport Pct. 010	2	0	0	0	2
Lockport Pct. 011	0	1	0	0	1
Lockport Pct. 012	1	0	0	0	1
Lockport Pct. 013	0	0	0	0	0
Lockport Pct. 014	0	0	0	0	0
Lockport Pct. 015	0	0	0	0	0
Lockport Pct. 016	0	0	0	0	0
Lockport Pct. 017	0	2	0	0	2
Lockport Pct. 018	0	0	0	0	0
Lockport Pct. 019	0	0	0	0	0
Lockport Pct. 020	0	0	0	0	0
Lockport Pct. 021	0	0	0	0	0
Lockport Pct. 022	0	0	0	0	0
Lockport Pct. 023	0	0	0	0	0
Lockport Pct. 024	0	0	0	0	0
Manhattan Pct. 001	0	0	0	0	0
Manhattan Pct. 002	0	0	0	0	0
Manhattan Pct. 003	0	0	0	0	0
Manhattan Pct. 004	0	0	0	0	0
Monee Pct. 001	0	0	0	0	0
Monee Pct. 002	0	0	0	0	0
Monee Pct. 003	1	0	0	0	1
Monee Pct. 004	0	0	0	0	0



Nancy Schultz Voots

W I L L C O U N T Y C L E R K

Monee Pct. 005	0	0	0	0	0
Monee Pct. 006	0	0	0	0	0
Monee Pct. 007	0	0	0	0	0
Monee Pct. 008	0	0	0	0	0
New Lenox Pct. 001	0	0	0	0	0
New Lenox Pct. 002	0	0	0	0	0
New Lenox Pct. 003	0	0	0	0	0
New Lenox Pct. 004	0	0	0	0	0
New Lenox Pct. 005	0	0	0	0	0
New Lenox Pct. 006	0	0	0	0	0
New Lenox Pct. 007	0	0	0	0	0
New Lenox Pct. 008	1	0	0	0	1
New Lenox Pct. 009	0	0	0	0	0
New Lenox Pct. 010	0	0	0	0	0
New Lenox Pct. 011	0	0	0	0	0
New Lenox Pct. 012	0	0	0	0	0
New Lenox Pct. 013	0	0	0	0	0
New Lenox Pct. 014	0	0	0	0	0
New Lenox Pct. 015	0	0	0	0	0
New Lenox Pct. 016	0	0	0	0	0
New Lenox Pct. 017	0	0	0	0	0
New Lenox Pct. 018	0	0	0	0	0
New Lenox Pct. 019	0	0	0	0	0
New Lenox Pct. 020	0	0	0	0	0
Peotone Pct. 001	0	0	0	0	0
Peotone Pct. 002	0	0	0	0	0



Nancy Schultz Voots

W I L L C O U N T Y C L E R K

Plainfield Pct. 001	0	0	0	0	0
Plainfield Pct. 002	0	0	0	0	0
Plainfield Pct. 003	0	0	0	0	0
Plainfield Pct. 004	0	0	0	0	0
Plainfield Pct. 005	0	0	0	0	0
Plainfield Pct. 006	0	0	0	0	0
Plainfield Pct. 007	0	0	0	0	0
Plainfield Pct. 008	0	0	0	0	0
Plainfield Pct. 009	0	0	0	0	0
Plainfield Pct. 010	0	0	0	0	0
Plainfield Pct. 011	0	0	0	0	0
Plainfield Pct. 012	0	0	0	0	0
Plainfield Pct. 013	0	0	0	0	0
Plainfield Pct. 014	0	0	0	0	0
Plainfield Pct. 015	0	0	0	0	0
Plainfield Pct. 016	0	0	0	0	0
Plainfield Pct. 017	0	0	0	0	0
Plainfield Pct. 018	0	0	0	0	0
Plainfield Pct. 019	0	0	0	0	0
Plainfield Pct. 020	0	0	0	0	0
Plainfield Pct. 021	0	0	0	0	0
Plainfield Pct. 022	0	0	0	0	0
Plainfield Pct. 023	0	0	0	0	0
Plainfield Pct. 024	0	0	0	0	0
Plainfield Pct. 025	0	0	0	0	0
Plainfield Pct. 026	0	0	0	0	0



Nancy Schultz Voots

W I L L C O U N T Y C L E R K

Plainfield Pct. 027	0	0	0	0	0
Plainfield Pct. 028	0	0	0	0	0
Plainfield Pct. 029	0	0	0	0	0
Plainfield Pct. 030	0	0	0	0	0
Plainfield Pct. 031	1	0	0	0	1
Plainfield Pct. 032	0	0	0	0	0
Plainfield Pct. 033	0	0	0	0	0
Plainfield Pct. 034	0	0	0	0	0
Plainfield Pct. 035	0	0	0	0	0
Plainfield Pct. 036	1	0	0	0	1
Reed Pct. 001	0	0	0	0	0
Reed Pct. 002	0	0	0	0	0
Reed Pct. 003	0	0	0	0	0
Troy Pct. 001	0	0	0	0	0
Troy Pct. 002	0	0	0	0	0
Troy Pct. 003	0	0	0	0	0
Troy Pct. 004	0	0	0	0	0
Troy Pct. 005	0	0	0	0	0
Troy Pct. 006	0	0	0	0	0
Troy Pct. 007	0	0	0	0	0
Troy Pct. 008	0	0	0	0	0
Troy Pct. 009	0	0	0	0	0
Troy Pct. 010	0	0	0	0	0
Troy Pct. 011	0	0	0	0	0
Troy Pct. 012	0	0	0	0	0
Troy Pct. 013	1	0	0	0	1



Nancy Schultz Voots

W I L L C O U N T Y C L E R K

Troy Pct. 014	0	0	0	0	0
Troy Pct. 015	0	0	0	0	0
Troy Pct. 016	0	0	0	1	1
Troy Pct. 017	0	0	0	0	0
Troy Pct. 018	0	0	0	0	0
Troy Pct. 019	0	0	0	0	0
Troy Pct. 020	0	0	0	0	0
Troy Pct. 021	0	0	0	0	0
Troy Pct. 022	0	0	0	0	0
Troy Pct. 023	0	0	0	0	0
Washington Pct. 001	0	0	0	0	0
Washington Pct. 002	0	0	0	0	0
Washington Pct. 003	0	0	0	0	0
Wesley Pct. 001	0	0	0	0	0
Wheatland Pct. 001	0	0	0	0	0
Wheatland Pct. 002	0	0	0	0	0
Wheatland Pct. 003	0	0	0	0	0
Wheatland Pct. 004	0	0	0	0	0
Wheatland Pct. 005	1	0	0	0	1
Wheatland Pct. 006	0	0	0	0	0
Wheatland Pct. 007	0	0	0	0	0
Wheatland Pct. 008	0	0	0	0	0
Wheatland Pct. 009	0	0	0	0	0
Wheatland Pct. 010	0	0	0	0	0
Wheatland Pct. 011	2	0	0	0	2
Wheatland Pct. 012	0	0	0	0	0



Nancy Schultz Voots

W I L L C O U N T Y C L E R K

Wheatland Pct. 013	0	0	0	0	0	0			
Wheatland Pct. 014	0	0	0	0	0	0			
Wheatland Pct. 015	0	0	0	0	0	0			
Wheatland Pct. 016	0	0	0	0	0	0			
Wheatland Pct. 017	1	0	0	0	0	1			
Wheatland Pct. 018	0	0	0	0	0	0			
Wheatland Pct. 019	1	0	0	0	0	1			
Wheatland Pct. 020	0	0	0	0	0	0			
Wheatland Pct. 021	0	0	0	0	0	0			
Wheatland Pct. 022	0	0	1	0	0	1			
Wheatland Pct. 023	1	0	0	0	0	1			
Wheatland Pct. 024	0	0	0	0	0	0			
Wheatland Pct. 025	0	0	0	0	0	0			
Wheatland Pct. 026	0	0	0	0	0	0			
Wheatland Pct. 027	0	0	0	0	0	0			
Wheatland Pct. 028	0	0	0	0	0	0			
Wheatland Pct. 029	0	0	0	0	0	0			
Wheatland Pct. 030	0	0	0	0	0	0			
Will Pct. 001	0	0	0	0	0	0			
Wilmington Pct. 001	0	0	0	0	0	0			
Wilmington Pct. 002	0	0	0	0	0	0			
Wilmington Pct. 003	0	0	0	0	0	0			
Wilton Pct. 001	0	0	0	0	0	0			
EN:	27	MAIL	5	EV	3	PV	2	GT:	37



Nancy Schultz Voots

W I L L C O U N T Y C L E R K

**Sheldon Schafer
Secretary of State**

<u>Precincts</u>	<u>Election Night</u>	<u>Mail</u>	<u>Early Voting</u>	<u>Provisional</u>	<u>TOTAL VOTES</u>
Channahon Pct. 001	1	0	0	0	1
Channahon Pct. 002	0	0	0	0	0
Channahon Pct. 003	0	0	0	0	0
Channahon Pct. 004	0	0	0	0	0
Channahon Pct. 005	0	0	0	0	0
Crete Pct. 001	0	0	0	0	0
Crete Pct. 002	0	0	0	0	0
Crete Pct. 003	0	0	0	0	0
Crete Pct. 004	0	0	0	0	0
Crete Pct. 005	0	0	0	0	0
Crete Pct. 006	0	0	0	0	0
Crete Pct. 007	0	0	0	0	0
Crete Pct. 008	0	0	0	0	0
Crete Pct. 009	0	0	0	0	0
Crete Pct. 010	0	0	0	0	0
Crete Pct. 011	0	0	0	0	0
Crete Pct. 012	0	0	0	0	0
Custer Pct. 001	0	0	0	0	0
DuPage Pct. 001	2	0	0	0	2
DuPage Pct. 002	1	0	0	0	1



Nancy Schultz Voots

W I L L C O U N T Y C L E R K

DuPage Pct. 003	0	0	0	0	0
DuPage Pct. 004	0	0	0	0	0
DuPage Pct. 005	0	0	0	0	0
DuPage Pct. 006	0	0	0	0	0
DuPage Pct. 007	0	0	0	0	0
DuPage Pct. 008	0	0	0	0	0
DuPage Pct. 009	0	0	0	0	0
DuPage Pct. 010	0	0	0	0	0
DuPage Pct. 011	0	0	0	0	0
DuPage Pct. 012	0	0	0	0	0
DuPage Pct. 013	2	0	0	0	2
DuPage Pct. 014	1	0	0	0	1
DuPage Pct. 015	0	0	0	0	0
DuPage Pct. 016	0	0	0	0	0
DuPage Pct. 017	0	0	0	0	0
DuPage Pct. 018	1	0	0	0	1
DuPage Pct. 019	0	0	0	0	0
DuPage Pct. 020	0	0	0	0	0
DuPage Pct. 021	0	0	0	0	0
DuPage Pct. 022	0	0	0	0	0
DuPage Pct. 023	0	0	0	0	0
DuPage Pct. 024	1	0	0	0	1
DuPage Pct. 025	0	0	0	0	0
DuPage Pct. 026	0	0	0	0	0
DuPage Pct. 027	0	0	0	0	0
DuPage Pct. 028	0	0	0	0	0



Nancy Schultz Voots

W I L L C O U N T Y C L E R K

DuPage Pct. 029	0	0	0	0	0
DuPage Pct. 030	0	0	0	0	0
DuPage Pct. 031	0	0	0	0	0
DuPage Pct. 032	0	0	0	0	0
DuPage Pct. 033	0	0	0	0	0
DuPage Pct. 034	0	0	0	0	0
DuPage Pct. 035	0	0	0	0	0
DuPage Pct. 036	0	0	0	0	0
DuPage Pct. 037	0	0	0	0	0
Florence Pct. 001	0	0	0	0	0
Frankfort Pct. 001	0	0	0	0	0
Frankfort Pct. 002	0	0	0	0	0
Frankfort Pct. 003	0	0	0	0	0
Frankfort Pct. 004	0	0	0	0	0
Frankfort Pct. 005	0	0	0	0	0
Frankfort Pct. 006	0	0	0	0	0
Frankfort Pct. 007	0	0	0	0	0
Frankfort Pct. 008	0	0	0	0	0
Frankfort Pct. 009	0	0	0	0	0
Frankfort Pct. 010	0	0	0	0	0
Frankfort Pct. 011	0	0	0	0	0
Frankfort Pct. 012	0	0	0	0	0
Frankfort Pct. 013	0	0	0	0	0
Frankfort Pct. 014	0	0	0	0	0
Frankfort Pct. 015	1	0	0	0	1
Frankfort Pct. 016	1	0	0	0	1



Nancy Schultz Voots

W I L L C O U N T Y C L E R K

Frankfort Pct. 017	0	0	0	0	0
Frankfort Pct. 018	0	0	0	0	0
Frankfort Pct. 019	0	0	0	0	0
Frankfort Pct. 020	0	0	0	0	0
Frankfort Pct. 021	0	0	0	0	0
Frankfort Pct. 022	0	1	0	0	1
Frankfort Pct. 023	0	0	0	0	0
Frankfort Pct. 024	0	0	0	0	0
Frankfort Pct. 025	0	0	0	0	0
Frankfort Pct. 026	0	0	0	0	0
Frankfort Pct. 027	0	0	0	0	0
Frankfort Pct. 028	0	0	0	0	0
Frankfort Pct. 029	0	0	0	0	0
Green Garden Pct. 001	0	0	0	0	0
Green Garden Pct. 002	0	0	0	0	0
Homer Pct. 001	0	0	0	0	0
Homer Pct. 002	0	0	0	0	0
Homer Pct. 003	0	0	0	0	0
Homer Pct. 004	0	0	0	0	0
Homer Pct. 005	0	0	0	0	0
Homer Pct. 006	0	0	0	0	0
Homer Pct. 007	0	0	0	0	0
Homer Pct. 008	0	0	0	0	0
Homer Pct. 009	0	0	0	0	0
Homer Pct. 010	0	0	0	0	0
Homer Pct. 011	0	0	0	0	0



Nancy Schultz Voots

W I L L C O U N T Y C L E R K

Homer Pct. 012	0	0	0	0	0
Homer Pct. 013	0	0	0	0	0
Homer Pct. 014	0	0	0	0	0
Homer Pct. 015	0	0	0	0	0
Homer Pct. 016	0	0	0	0	0
Homer Pct. 017	0	0	0	0	0
Homer Pct. 018	0	0	0	0	0
Jackson Pct. 001	0	0	0	0	0
Jackson Pct. 002	0	0	0	0	0
Joliet Pct. 001	0	0	0	0	0
Joliet Pct. 002	0	0	0	0	0
Joliet Pct. 003	0	0	0	0	0
Joliet Pct. 004	0	0	0	0	0
Joliet Pct. 005	0	0	0	0	0
Joliet Pct. 006	0	0	0	0	0
Joliet Pct. 007	0	0	0	0	0
Joliet Pct. 008	0	0	0	0	0
Joliet Pct. 009	0	0	0	0	0
Joliet Pct. 010	0	0	0	0	0
Joliet Pct. 011	0	0	0	0	0
Joliet Pct. 012	0	0	0	0	0
Joliet Pct. 013	0	0	0	0	0
Joliet Pct. 014	0	0	0	0	0
Joliet Pct. 015	0	0	0	0	0
Joliet Pct. 016	0	0	0	0	0
Joliet Pct. 017	0	0	0	0	0



Nancy Schultz Voots

W I L L C O U N T Y C L E R K

Joliet Pct. 018	0	0	0	0	0
Joliet Pct. 019	0	0	0	0	0
Joliet Pct. 020	0	0	0	0	0
Joliet Pct. 021	0	0	0	0	0
Joliet Pct. 022	0	0	0	0	0
Joliet Pct. 023	0	1	0	0	1
Joliet Pct. 024	0	0	0	0	0
Joliet Pct. 025	0	0	0	0	0
Joliet Pct. 026	0	0	0	0	0
Joliet Pct. 027	0	0	0	0	0
Joliet Pct. 028	0	0	0	0	0
Joliet Pct. 029	0	0	0	0	0
Joliet Pct. 030	0	0	0	0	0
Joliet Pct. 031	0	0	0	0	0
Joliet Pct. 032	0	0	0	0	0
Joliet Pct. 033	0	0	0	0	0
Joliet Pct. 034	0	0	0	0	0
Joliet Pct. 035	0	0	0	0	0
Joliet Pct. 036	0	0	0	0	0
Joliet Pct. 037	0	0	0	0	0
Lockport Pct. 001	0	0	0	0	0
Lockport Pct. 002	0	0	0	0	0
Lockport Pct. 003	0	0	0	0	0
Lockport Pct. 004	0	0	0	0	0
Lockport Pct. 005	3	0	0	0	3
Lockport Pct. 006	0	0	0	0	0



Nancy Schultz Voots

W I L L C O U N T Y C L E R K

Lockport Pct. 007	0	0	0	0	0
Lockport Pct. 008	0	0	0	0	0
Lockport Pct. 009	0	0	0	0	0
Lockport Pct. 010	0	0	0	0	0
Lockport Pct. 011	0	0	0	0	0
Lockport Pct. 012	0	0	0	0	0
Lockport Pct. 013	0	0	0	0	0
Lockport Pct. 014	0	0	0	0	0
Lockport Pct. 015	0	0	0	0	0
Lockport Pct. 016	0	0	0	0	0
Lockport Pct. 017	0	0	0	0	0
Lockport Pct. 018	0	0	0	0	0
Lockport Pct. 019	0	0	0	0	0
Lockport Pct. 020	0	0	0	0	0
Lockport Pct. 021	0	0	0	0	0
Lockport Pct. 022	0	0	0	0	0
Lockport Pct. 023	0	0	0	0	0
Lockport Pct. 024	0	0	0	0	0
Manhattan Pct. 001	0	0	0	0	0
Manhattan Pct. 002	0	0	0	0	0
Manhattan Pct. 003	0	0	0	0	0
Manhattan Pct. 004	0	0	0	0	0
Monee Pct. 001	0	0	0	0	0
Monee Pct. 002	0	0	0	0	0
Monee Pct. 003	0	0	0	0	0
Monee Pct. 004	0	0	0	0	0



Nancy Schultz Voots

W I L L C O U N T Y C L E R K

Monee Pct. 005	0	0	0	0	0
Monee Pct. 006	0	0	0	0	0
Monee Pct. 007	0	0	0	0	0
Monee Pct. 008	0	0	0	0	0
New Lenox Pct. 001	0	0	0	0	0
New Lenox Pct. 002	0	0	0	0	0
New Lenox Pct. 003	0	0	0	0	0
New Lenox Pct. 004	0	0	0	0	0
New Lenox Pct. 005	0	0	0	0	0
New Lenox Pct. 006	0	0	0	0	0
New Lenox Pct. 007	0	0	0	0	0
New Lenox Pct. 008	0	0	0	0	0
New Lenox Pct. 009	0	0	0	0	0
New Lenox Pct. 010	0	0	0	0	0
New Lenox Pct. 011	0	0	0	0	0
New Lenox Pct. 012	0	0	0	0	0
New Lenox Pct. 013	0	0	0	0	0
New Lenox Pct. 014	0	0	0	0	0
New Lenox Pct. 015	0	0	0	0	0
New Lenox Pct. 016	0	0	0	0	0
New Lenox Pct. 017	0	0	0	0	0
New Lenox Pct. 018	0	0	0	0	0
New Lenox Pct. 019	0	0	0	0	0
New Lenox Pct. 020	0	0	0	0	0
Peotone Pct. 001	0	0	0	0	0
Peotone Pct. 002	0	0	0	0	0



Nancy Schultz Voots

W I L L C O U N T Y C L E R K

Plainfield Pct. 001	0	0	0	0	0
Plainfield Pct. 002	0	0	0	0	0
Plainfield Pct. 003	0	0	0	0	0
Plainfield Pct. 004	0	0	0	0	0
Plainfield Pct. 005	0	0	0	0	0
Plainfield Pct. 006	0	0	0	0	0
Plainfield Pct. 007	0	0	0	0	0
Plainfield Pct. 008	0	0	0	0	0
Plainfield Pct. 009	0	0	0	0	0
Plainfield Pct. 010	0	0	0	0	0
Plainfield Pct. 011	0	0	0	0	0
Plainfield Pct. 012	0	0	0	0	0
Plainfield Pct. 013	0	0	0	0	0
Plainfield Pct. 014	0	0	0	0	0
Plainfield Pct. 015	1	0	0	0	1
Plainfield Pct. 016	0	0	0	0	0
Plainfield Pct. 017	0	0	0	0	0
Plainfield Pct. 018	0	0	0	0	0
Plainfield Pct. 019	0	0	0	0	0
Plainfield Pct. 020	0	0	0	0	0
Plainfield Pct. 021	0	0	0	0	0
Plainfield Pct. 022	0	0	0	0	0
Plainfield Pct. 023	0	0	0	0	0
Plainfield Pct. 024	0	0	0	0	0
Plainfield Pct. 025	0	0	0	0	0
Plainfield Pct. 026	0	0	0	0	0



Nancy Schultz Voots

W I L L C O U N T Y C L E R K

Plainfield Pct. 027	0	0	0	0	0
Plainfield Pct. 028	0	0	0	0	0
Plainfield Pct. 029	0	0	0	0	0
Plainfield Pct. 030	0	0	0	0	0
Plainfield Pct. 031	0	0	0	0	0
Plainfield Pct. 032	0	0	0	0	0
Plainfield Pct. 033	0	0	0	0	0
Plainfield Pct. 034	0	0	0	0	0
Plainfield Pct. 035	0	0	0	0	0
Plainfield Pct. 036	1	0	0	0	1
Reed Pct. 001	0	0	0	0	0
Reed Pct. 002	0	0	0	0	0
Reed Pct. 003	0	0	0	0	0
Troy Pct. 001	0	0	0	0	0
Troy Pct. 002	0	0	0	0	0
Troy Pct. 003	0	0	0	0	0
Troy Pct. 004	0	0	0	0	0
Troy Pct. 005	0	0	0	0	0
Troy Pct. 006	0	0	0	0	0
Troy Pct. 007	0	0	0	0	0
Troy Pct. 008	0	0	0	0	0
Troy Pct. 009	0	0	0	0	0
Troy Pct. 010	0	0	0	0	0
Troy Pct. 011	0	0	0	0	0
Troy Pct. 012	0	0	0	0	0
Troy Pct. 013	1	0	0	0	1



Nancy Schultz Voots

W I L L C O U N T Y C L E R K

Troy Pct. 014	0	0	0	0	0
Troy Pct. 015	0	0	0	0	0
Troy Pct. 016	0	0	0	0	0
Troy Pct. 017	0	0	0	0	0
Troy Pct. 018	0	0	0	0	0
Troy Pct. 019	0	0	0	0	0
Troy Pct. 020	1	0	0	0	1
Troy Pct. 021	0	0	0	0	0
Troy Pct. 022	0	0	0	0	0
Troy Pct. 023	0	0	0	0	0
Washington Pct. 001	0	0	0	0	0
Washington Pct. 002	0	0	0	0	0
Washington Pct. 003	0	0	0	0	0
Wesley Pct. 001	0	0	0	0	0
Wheatland Pct. 001	0	0	0	0	0
Wheatland Pct. 002	0	0	0	0	0
Wheatland Pct. 003	0	0	0	0	0
Wheatland Pct. 004	0	0	0	0	0
Wheatland Pct. 005	0	0	0	0	0
Wheatland Pct. 006	0	0	0	0	0
Wheatland Pct. 007	0	0	0	0	0
Wheatland Pct. 008	0	0	0	0	0
Wheatland Pct. 009	0	0	0	0	0
Wheatland Pct. 010	0	0	0	0	0
Wheatland Pct. 011	1	0	0	0	1
Wheatland Pct. 012	0	0	0	0	0



Nancy Schultz Voots

W I L L C O U N T Y C L E R K

Wheatland Pct. 013	0	0	0	0	0	0			
Wheatland Pct. 014	0	0	0	0	0	0			
Wheatland Pct. 015	0	0	0	0	0	0			
Wheatland Pct. 016	0	0	0	0	0	0			
Wheatland Pct. 017	1	0	0	0	0	1			
Wheatland Pct. 018	0	0	0	0	0	0			
Wheatland Pct. 019	1	0	0	0	0	1			
Wheatland Pct. 020	0	0	0	0	0	0			
Wheatland Pct. 021	0	0	0	0	0	0			
Wheatland Pct. 022	0	0	0	0	0	0			
Wheatland Pct. 023	0	0	0	0	0	0			
Wheatland Pct. 024	0	0	0	0	0	0			
Wheatland Pct. 025	0	0	0	0	0	0			
Wheatland Pct. 026	0	0	0	0	0	0			
Wheatland Pct. 027	0	0	0	0	0	0			
Wheatland Pct. 028	0	0	0	0	0	0			
Wheatland Pct. 029	0	0	0	0	0	0			
Wheatland Pct. 030	0	0	0	0	0	0			
Will Pct. 001	0	0	0	0	0	0			
Wilmington Pct. 001	0	0	0	0	0	0			
Wilmington Pct. 002	0	0	0	0	0	0			
Wilmington Pct. 003	0	0	0	0	0	0			
Wilton Pct. 001	0	0	0	0	0	0			
EN:	21	MAIL	2	E/V	0	PV	0	GT:	23



Nancy Schultz Voots

W I L L C O U N T Y C L E R K

**Timothy Goodcase
Comptroller**

<u>Precincts</u>	<u>Election Night</u>	<u>Mail</u>	<u>Early Voting</u>	<u>Provisional</u>	<u>TOTAL VOTES</u>
Channahon Pct. 001	0	0	0	0	0
Channahon Pct. 002	0	0	0	0	0
Channahon Pct. 003	0	0	0	0	0
Channahon Pct. 004	0	0	0	0	0
Channahon Pct. 005	0	0	0	0	0
Crete Pct. 001	0	0	0	0	0
Crete Pct. 002	0	0	0	0	0
Crete Pct. 003	0	0	0	0	0
Crete Pct. 004	0	0	0	0	0
Crete Pct. 005	0	0	0	0	0
Crete Pct. 006	0	0	0	0	0
Crete Pct. 007	0	0	0	0	0
Crete Pct. 008	0	0	0	0	0
Crete Pct. 009	0	0	0	0	0
Crete Pct. 010	0	0	0	0	0
Crete Pct. 011	0	0	0	0	0
Crete Pct. 012	0	0	0	0	0
Custer Pct. 001	0	0	0	0	0
DuPage Pct. 001	0	0	0	0	0
DuPage Pct. 002	0	0	0	0	0



Nancy Schultz Voots

W I L L C O U N T Y C L E R K

DuPage Pct. 003	0	0	0	0	0
DuPage Pct. 004	0	0	0	0	0
DuPage Pct. 005	0	0	0	0	0
DuPage Pct. 006	0	0	0	0	0
DuPage Pct. 007	0	0	0	0	0
DuPage Pct. 008	0	0	0	0	0
DuPage Pct. 009	0	0	0	0	0
DuPage Pct. 010	0	0	0	0	0
DuPage Pct. 011	1	0	0	0	1
DuPage Pct. 012	0	0	0	0	0
DuPage Pct. 013	0	0	0	0	0
DuPage Pct. 014	0	0	0	0	0
DuPage Pct. 015	0	0	0	0	0
DuPage Pct. 016	0	0	0	0	0
DuPage Pct. 017	0	0	0	0	0
DuPage Pct. 018	0	0	0	0	0
DuPage Pct. 019	0	0	0	0	0
DuPage Pct. 020	0	0	0	0	0
DuPage Pct. 021	0	0	0	0	0
DuPage Pct. 022	0	0	0	0	0
DuPage Pct. 023	0	0	0	0	0
DuPage Pct. 024	0	0	0	0	0
DuPage Pct. 025	0	0	0	0	0
DuPage Pct. 026	0	0	0	0	0
DuPage Pct. 027	0	0	0	0	0
DuPage Pct. 028	0	0	0	0	0



Nancy Schultz Voots

W I L L C O U N T Y C L E R K

DuPage Pct. 029	0	0	0	0	0
DuPage Pct. 030	0	0	0	0	0
DuPage Pct. 031	0	0	0	0	0
DuPage Pct. 032	0	0	0	0	0
DuPage Pct. 033	0	0	0	0	0
DuPage Pct. 034	0	0	0	0	0
DuPage Pct. 035	0	0	0	0	0
DuPage Pct. 036	0	0	0	0	0
DuPage Pct. 037	0	0	0	0	0
Florence Pct. 001	0	0	0	0	0
Frankfort Pct. 001	0	0	0	0	0
Frankfort Pct. 002	0	0	0	0	0
Frankfort Pct. 003	0	0	0	0	0
Frankfort Pct. 004	0	0	0	0	0
Frankfort Pct. 005	0	0	0	0	0
Frankfort Pct. 006	1	0	0	0	1
Frankfort Pct. 007	0	0	0	0	0
Frankfort Pct. 008	0	0	0	0	0
Frankfort Pct. 009	0	0	0	0	0
Frankfort Pct. 010	0	0	0	0	0
Frankfort Pct. 011	0	0	0	0	0
Frankfort Pct. 012	0	0	0	0	0
Frankfort Pct. 013	0	0	0	0	0
Frankfort Pct. 014	0	0	0	0	0
Frankfort Pct. 015	0	0	0	0	0
Frankfort Pct. 016	0	0	0	0	0



Nancy Schultz Voots

W I L L C O U N T Y C L E R K

Frankfort Pct. 017	0	0	0	0	0
Frankfort Pct. 018	0	0	0	0	0
Frankfort Pct. 019	0	0	0	0	0
Frankfort Pct. 020	0	0	0	0	0
Frankfort Pct. 021	0	0	0	0	0
Frankfort Pct. 022	0	0	0	0	0
Frankfort Pct. 023	0	0	0	0	0
Frankfort Pct. 024	0	0	0	0	0
Frankfort Pct. 025	0	0	0	0	0
Frankfort Pct. 026	0	0	0	0	0
Frankfort Pct. 027	0	0	0	0	0
Frankfort Pct. 028	0	0	0	0	0
Frankfort Pct. 029	0	0	0	0	0
Green Garden Pct. 001	0	0	0	0	0
Green Garden Pct. 002	2	0	0	0	2
Homer Pct. 001	0	0	0	0	0
Homer Pct. 002	0	0	0	0	0
Homer Pct. 003	0	0	0	0	0
Homer Pct. 004	0	0	0	0	0
Homer Pct. 005	0	0	0	0	0
Homer Pct. 006	0	0	0	0	0
Homer Pct. 007	0	0	0	0	0
Homer Pct. 008	0	0	0	0	0
Homer Pct. 009	0	0	0	0	0
Homer Pct. 010	0	0	0	0	0
Homer Pct. 011	0	0	0	0	0



Nancy Schultz Voots

W I L L C O U N T Y C L E R K

Homer Pct. 012	0	0	0	0	0
Homer Pct. 013	0	0	0	0	0
Homer Pct. 014	0	0	0	0	0
Homer Pct. 015	0	0	0	0	0
Homer Pct. 016	0	0	0	0	0
Homer Pct. 017	0	0	0	0	0
Homer Pct. 018	0	0	0	0	0
Jackson Pct. 001	0	0	0	0	0
Jackson Pct. 002	0	0	0	0	0
Joliet Pct. 001	0	0	0	0	0
Joliet Pct. 002	0	0	0	0	0
Joliet Pct. 003	0	0	0	0	0
Joliet Pct. 004	0	0	0	0	0
Joliet Pct. 005	0	0	0	0	0
Joliet Pct. 006	0	0	0	0	0
Joliet Pct. 007	0	0	0	0	0
Joliet Pct. 008	1	0	0	0	1
Joliet Pct. 009	0	0	0	0	0
Joliet Pct. 010	0	0	0	0	0
Joliet Pct. 011	0	0	0	0	0
Joliet Pct. 012	0	0	0	0	0
Joliet Pct. 013	0	0	0	0	0
Joliet Pct. 014	0	0	0	0	0
Joliet Pct. 015	0	0	0	0	0
Joliet Pct. 016	0	0	0	0	0
Joliet Pct. 017	0	0	0	0	0



Nancy Schultz Voots

W I L L C O U N T Y C L E R K

Joliet Pct. 018	0	0	0	0	0
Joliet Pct. 019	0	0	0	0	0
Joliet Pct. 020	0	0	0	0	0
Joliet Pct. 021	0	0	0	0	0
Joliet Pct. 022	0	0	0	0	0
Joliet Pct. 023	0	0	0	0	0
Joliet Pct. 024	0	0	0	0	0
Joliet Pct. 025	0	0	0	0	0
Joliet Pct. 026	0	0	0	0	0
Joliet Pct. 027	0	0	0	0	0
Joliet Pct. 028	0	0	0	0	0
Joliet Pct. 029	0	0	0	0	0
Joliet Pct. 030	0	0	0	0	0
Joliet Pct. 031	0	0	0	0	0
Joliet Pct. 032	0	0	0	0	0
Joliet Pct. 033	1	0	0	0	1
Joliet Pct. 034	0	0	0	0	0
Joliet Pct. 035	0	0	0	0	0
Joliet Pct. 036	0	0	0	0	0
Joliet Pct. 037	0	0	0	0	0
Lockport Pct. 001	0	0	0	0	0
Lockport Pct. 002	0	0	0	0	0
Lockport Pct. 003	0	0	0	0	0
Lockport Pct. 004	0	0	0	0	0
Lockport Pct. 005	0	0	0	0	0
Lockport Pct. 006	0	0	0	0	0



Nancy Schultz Voots

W I L L C O U N T Y C L E R K

Lockport Pct. 007	0	0	0	0	0
Lockport Pct. 008	0	0	0	0	0
Lockport Pct. 009	0	0	0	0	0
Lockport Pct. 010	0	0	0	0	0
Lockport Pct. 011	0	0	0	0	0
Lockport Pct. 012	0	0	0	0	0
Lockport Pct. 013	0	0	0	0	0
Lockport Pct. 014	0	0	0	0	0
Lockport Pct. 015	0	0	0	0	0
Lockport Pct. 016	0	0	0	0	0
Lockport Pct. 017	0	1	0	0	1
Lockport Pct. 018	0	0	0	0	0
Lockport Pct. 019	0	0	0	0	0
Lockport Pct. 020	0	0	0	0	0
Lockport Pct. 021	2	0	0	0	2
Lockport Pct. 022	0	0	0	0	0
Lockport Pct. 023	0	0	0	0	0
Lockport Pct. 024	0	0	0	0	0
Manhattan Pct. 001	0	0	0	0	0
Manhattan Pct. 002	0	0	0	0	0
Manhattan Pct. 003	0	0	0	0	0
Manhattan Pct. 004	0	0	0	0	0
Monee Pct. 001	0	0	0	0	0
Monee Pct. 002	0	0	0	0	0
Monee Pct. 003	0	0	0	0	0
Monee Pct. 004	1	0	0	0	1



Nancy Schultz Voots

W I L L C O U N T Y C L E R K

Monee Pct. 005	0	0	0	0	0
Monee Pct. 006	0	0	0	0	0
Monee Pct. 007	0	0	0	0	0
Monee Pct. 008	0	0	0	0	0
New Lenox Pct. 001	0	0	0	0	0
New Lenox Pct. 002	0	0	0	0	0
New Lenox Pct. 003	0	0	0	0	0
New Lenox Pct. 004	0	0	0	0	0
New Lenox Pct. 005	0	0	0	0	0
New Lenox Pct. 006	0	0	0	0	0
New Lenox Pct. 007	0	0	0	0	0
New Lenox Pct. 008	0	0	0	0	0
New Lenox Pct. 009	0	0	0	0	0
New Lenox Pct. 010	0	0	0	0	0
New Lenox Pct. 011	0	0	0	0	0
New Lenox Pct. 012	0	0	0	0	0
New Lenox Pct. 013	0	0	0	0	0
New Lenox Pct. 014	0	0	0	0	0
New Lenox Pct. 015	0	0	0	0	0
New Lenox Pct. 016	0	0	0	0	0
New Lenox Pct. 017	0	0	0	0	0
New Lenox Pct. 018	0	0	0	0	0
New Lenox Pct. 019	0	0	0	0	0
New Lenox Pct. 020	0	0	0	0	0
Peotone Pct. 001	0	0	0	0	0
Peotone Pct. 002	0	0	0	0	0



Nancy Schultz Voots

W I L L C O U N T Y C L E R K

Plainfield Pct. 001	0	0	0	0	0
Plainfield Pct. 002	0	0	0	0	0
Plainfield Pct. 003	0	0	0	0	0
Plainfield Pct. 004	0	0	0	0	0
Plainfield Pct. 005	0	0	0	0	0
Plainfield Pct. 006	0	0	0	0	0
Plainfield Pct. 007	0	0	0	0	0
Plainfield Pct. 008	0	0	0	0	0
Plainfield Pct. 009	0	0	0	0	0
Plainfield Pct. 010	0	0	0	0	0
Plainfield Pct. 011	0	0	0	0	0
Plainfield Pct. 012	0	0	0	0	0
Plainfield Pct. 013	0	0	0	0	0
Plainfield Pct. 014	0	0	0	0	0
Plainfield Pct. 015	1	0	0	0	1
Plainfield Pct. 016	0	0	0	0	0
Plainfield Pct. 017	0	0	0	0	0
Plainfield Pct. 018	0	0	0	0	0
Plainfield Pct. 019	0	0	0	0	0
Plainfield Pct. 020	0	0	0	0	0
Plainfield Pct. 021	0	0	0	0	0
Plainfield Pct. 022	0	0	0	0	0
Plainfield Pct. 023	0	0	0	0	0
Plainfield Pct. 024	0	0	0	0	0
Plainfield Pct. 025	0	0	0	0	0
Plainfield Pct. 026	0	0	0	0	0



Nancy Schultz Voots

W I L L C O U N T Y C L E R K

Plainfield Pct. 027	0	0	0	0	0
Plainfield Pct. 028	0	0	0	0	0
Plainfield Pct. 029	0	0	0	0	0
Plainfield Pct. 030	0	0	0	0	0
Plainfield Pct. 031	0	0	0	0	0
Plainfield Pct. 032	0	0	0	0	0
Plainfield Pct. 033	0	0	0	0	0
Plainfield Pct. 034	0	0	0	0	0
Plainfield Pct. 035	0	0	0	0	0
Plainfield Pct. 036	0	0	0	0	0
Reed Pct. 001	0	0	0	0	0
Reed Pct. 002	0	0	0	0	0
Reed Pct. 003	2	0	0	0	2
Troy Pct. 001	0	0	0	0	0
Troy Pct. 002	0	0	0	0	0
Troy Pct. 003	1	0	0	0	1
Troy Pct. 004	0	0	0	0	0
Troy Pct. 005	0	0	0	0	0
Troy Pct. 006	0	0	0	0	0
Troy Pct. 007	0	0	0	0	0
Troy Pct. 008	0	0	0	0	0
Troy Pct. 009	0	0	0	0	0
Troy Pct. 010	0	0	0	0	0
Troy Pct. 011	0	0	0	0	0
Troy Pct. 012	0	0	0	0	0
Troy Pct. 013	0	0	0	0	0



Nancy Schultz Voots

W I L L C O U N T Y C L E R K

Troy Pct. 014	0	0	0	0	0
Troy Pct. 015	0	0	0	0	0
Troy Pct. 016	0	0	0	0	0
Troy Pct. 017	0	0	0	0	0
Troy Pct. 018	0	0	0	0	0
Troy Pct. 019	0	0	0	0	0
Troy Pct. 020	0	0	0	0	0
Troy Pct. 021	0	0	0	0	0
Troy Pct. 022	0	0	0	0	0
Troy Pct. 023	0	0	0	0	0
Washington Pct. 001	0	0	0	0	0
Washington Pct. 002	0	0	0	0	0
Washington Pct. 003	0	0	0	0	0
Wesley Pct. 001	2	0	0	0	2
Wheatland Pct. 001	0	0	0	0	0
Wheatland Pct. 002	0	0	0	0	0
Wheatland Pct. 003	0	0	0	0	0
Wheatland Pct. 004	0	0	0	0	0
Wheatland Pct. 005	0	0	0	0	0
Wheatland Pct. 006	0	0	0	0	0
Wheatland Pct. 007	0	0	0	0	0
Wheatland Pct. 008	1	0	0	0	1
Wheatland Pct. 009	0	0	0	0	0
Wheatland Pct. 010	0	0	0	0	0
Wheatland Pct. 011	3	0	0	0	3
Wheatland Pct. 012	1	0	0	0	1



Nancy Schultz Voots

W I L L C O U N T Y C L E R K

Wheatland Pct. 013	0	0	0	0	0	0			
Wheatland Pct. 014	0	0	0	0	0	0			
Wheatland Pct. 015	0	0	0	0	0	0			
Wheatland Pct. 016	0	0	0	0	0	0			
Wheatland Pct. 017	1	0	0	0	0	1			
Wheatland Pct. 018	0	0	0	0	0	0			
Wheatland Pct. 019	0	0	0	0	0	0			
Wheatland Pct. 020	0	0	0	0	0	0			
Wheatland Pct. 021	0	0	0	0	0	0			
Wheatland Pct. 022	0	0	0	0	0	0			
Wheatland Pct. 023	0	0	0	0	0	0			
Wheatland Pct. 024	0	0	0	0	0	0			
Wheatland Pct. 025	0	0	0	0	0	0			
Wheatland Pct. 026	0	0	0	0	0	0			
Wheatland Pct. 027	0	0	0	0	0	0			
Wheatland Pct. 028	0	0	0	0	0	0			
Wheatland Pct. 029	0	0	0	0	0	0			
Wheatland Pct. 030	0	0	0	0	0	0			
Will Pct. 001	0	0	0	0	0	0			
Wilmington Pct. 001	0	0	0	0	0	0			
Wilmington Pct. 002	0	0	0	0	0	0			
Wilmington Pct. 003	0	0	0	0	0	0			
Wilton Pct. 001	0	0	0	0	0	0			
EN:	21	MAIL	1	EV	0	PV	0	GT:	22



Nancy Schultz Voots

W I L L C O U N T Y C L E R K

**Official Write-In Results
November 4, 2014 General Election**

**Marcus Lewis
Representative in Congress - 2nd Congressional District**

<u>Precincts</u>	<u>Election Night</u>	<u>Mail</u>	<u>Early Voting</u>	<u>Provisional</u>	<u>TOTAL VOTES</u>
Crete Pct. 001	0	0	0	0	0
Crete Pct. 002	0	0	0	0	0
Crete Pct. 003	0	0	0	0	0
Crete Pct. 004	0	0	0	0	0
Crete Pct. 005	0	0	0	0	0
Crete Pct. 006	0	0	0	0	0
Crete Pct. 007	0	0	0	0	0
Crete Pct. 008	0	0	0	0	0
Crete Pct. 009	0	0	0	0	0
Crete Pct. 010	0	0	0	0	0
Crete Pct. 011	0	0	0	0	0
Crete Pct. 012	0	0	0	0	0
Monee Pct. 001	0	0	0	0	0
Monee Pct. 002	0	0	0	0	0
Monee Pct. 003	1	0	0	0	1
Monee Pct. 004	0	0	0	0	0
Monee Pct. 005	0	0	0	0	0
Monee Pct. 006	0	0	0	0	0



Nancy Schultz Voots

W I L L C O U N T Y C L E R K

Monee Pct. 007	0	0	0	0	0	0			
Monee Pct. 008	0	0	0	0	0	0			
Peotone Pct. 001	0	0	0	0	0	0			
Peotone Pct. 002	0	0	0	0	0	0			
Washington Pct. 001	0	0	0	0	0	0			
Washington Pct. 002	0	0	0	0	0	0			
Washington Pct. 003	0	0	0	0	0	0			
Will Pct. 001	0	0	0	0	0	0			
Wilton Pct. 001	0	0	0	0	0	0			
EN:	1	MAIL	0	EV	0	PV	0	GT:	1



Nancy Schultz Voots

W I L L C O U N T Y C L E R K

**Russ "Odin" Harrison
Representative in the General Assembly - 97th Representative District**

<u>Precincts</u>	<u>Election Night</u>	<u>Mail</u>	<u>Early Voting</u>	<u>Provisional</u>	<u>TOTAL VOTES</u>
Plainfield Pct. 001	0	0	0	0	0
Plainfield Pct. 002	0	0	0	0	0
Plainfield Pct. 003	0	0	0	0	0
Plainfield Pct. 008	0	0	0	0	0
Plainfield Pct. 009	0	0	0	0	0
Plainfield Pct. 010	0	0	0	0	0
Plainfield Pct. 013	1	0	0	0	1
Plainfield Pct. 014	0	0	0	0	0
Plainfield Pct. 015	0	0	0	0	0
Plainfield Pct. 016	0	0	0	0	0
Plainfield Pct. 019	0	0	0	0	0
Plainfield Pct. 020	0	0	0	0	0
Plainfield Pct. 021	0	0	0	0	0
Plainfield Pct. 022	0	0	0	0	0
Plainfield Pct. 025	0	0	0	0	0
Plainfield Pct. 026	0	0	0	0	0
Plainfield Pct. 027	0	0	0	0	0
Troy Pct. 001	0	0	0	0	0
Troy Pct. 002	0	0	0	0	0
Troy Pct. 003	0	0	0	0	0



Nancy Schultz Voots


W I L L C O U N T Y C L E R K

Troy Pct. 007	0	0	0	0	0	0			
Troy Pct. 008	0	0	0	0	0	0			
Troy Pct. 010	0	0	0	0	0	0			
Troy Pct. 013	0	0	0	0	0	0			
Troy Pct. 014	0	0	0	0	0	0			
Troy Pct. 015	0	0	0	0	0	0			
Troy Pct. 017	0	0	0	0	0	0			
Troy Pct. 020	0	0	0	0	0	0			
Troy Pct. 021	0	0	0	0	0	0			
Troy Pct. 022	0	0	0	0	0	0			
Wheatland Pct. 001	0	0	0	0	0	0			
Wheatland Pct. 011	0	0	0	0	0	0			
Wheatland Pct. 013	0	0	0	0	0	0			
Wheatland Pct. 016	0	1	0	0	0	1			
Wheatland Pct. 021	0	0	0	0	0	0			
Wheatland Pct. 022	0	0	0	0	0	0			
Wheatland Pct. 023	0	0	0	0	0	0			
Wheatland Pct. 024	0	0	0	0	0	0			
Wheatland Pct. 025	0	0	0	0	0	0			
Wheatland Pct. 026	0	0	0	0	0	0			
Wheatland Pct. 027	0	0	0	0	0	0			
Wheatland Pct. 028	0	0	0	0	0	0			
Wheatland Pct. 029	0	0	0	0	0	0			
Wheatland Pct. 030	0	0	0	0	0	0			
EN:	1	MAIL	1	EV	0	PV	0	GT:	2



Nancy Schultz Voots

W I L L C O U N T Y C L E R K

A large, semi-transparent American flag is positioned in the background, with the stars on the left and the stripes on the right. The flag is slightly faded and serves as a backdrop for the text.

**ABSENTEE BY MAIL
VOTING**

(BY PRECINCT)

ABSTRACT OF VOTES

WILL COUNTY, ILLINOIS
GENERAL ELECTION
NOVEMBER 4, 2014

(MAIL)

REPORT-EL52 PAGE 0001

01 = BALLOTS CAST - TOTAL

TOTAL PERCENT
10,375

TOTAL PERCENT

- - -
01
- - -

0001 CHANNAHON PCT 001	32
0002 CHANNAHON PCT 002	34
0003 CHANNAHON PCT 003	39
0004 CHANNAHON PCT 004	35
0005 CHANNAHON PCT 005	19
0006 CRETE PCT 001	29
0007 CRETE PCT 002	23
0008 CRETE PCT 003	25
0009 CRETE PCT 004	49
0010 CRETE PCT 005	33
0011 CRETE PCT 006	52
0012 CRETE PCT 007	35
0013 CRETE PCT 008	33
0014 CRETE PCT 009	22
0015 CRETE PCT 010	28
0016 CRETE PCT 011	50
0017 CRETE PCT 012	30
0018 CUSTER PCT 001	30
0019 DU PAGE PCT 001	51
0020 DU PAGE PCT 002	31
0021 DU PAGE PCT 003	54
0022 DU PAGE PCT 004	26
0023 DU PAGE PCT 005	21
0024 DU PAGE PCT 006	28
0025 DU PAGE PCT 007	47
0026 DU PAGE PCT 008	30
0027 DU PAGE PCT 009	19
0028 DU PAGE PCT 010	20
0029 DU PAGE PCT 011	21
0030 DU PAGE PCT 012	26
0031 DU PAGE PCT 013	53
0032 DU PAGE PCT 014	25
0033 DU PAGE PCT 015	30
0034 DU PAGE PCT 016	30
0035 DU PAGE PCT 017	26
0036 DU PAGE PCT 018	34
0037 DU PAGE PCT 019	31
0038 DU PAGE PCT 020	13
0039 DU PAGE PCT 021	23
0040 DU PAGE PCT 022	34
0041 DU PAGE PCT 023	31
0042 DU PAGE PCT 024	17
0043 DU PAGE PCT 025	29
0044 DU PAGE PCT 026	18
0045 DU PAGE PCT 027	24
0046 DU PAGE PCT 028	36
0047 DU PAGE PCT 029	20
0048 DU PAGE PCT 030	21
0049 DU PAGE PCT 031	21
0050 DU PAGE PCT 032	23
0051 DU PAGE PCT 033	34
0052 DU PAGE PCT 034	86
0053 DU PAGE PCT 035	8
0054 DU PAGE PCT 036	34
0055 DU PAGE PCT 037	21
0056 FLORENCE PCT 001	18
0057 FRANKFORT PCT 001	35

01 = BALLOTS CAST - TOTAL	
(CONTINUED FROM PREVIOUS PAGE)	01
0058 FRANKFORT PCT 002	73
0059 FRANKFORT PCT 003	22
0060 FRANKFORT PCT 004	22
0061 FRANKFORT PCT 005	35
0062 FRANKFORT PCT 006	19
0063 FRANKFORT PCT 007	36
0064 FRANKFORT PCT 008	37
0065 FRANKFORT PCT 009	29
0066 FRANKFORT PCT 010	69
0067 FRANKFORT PCT 011	30
0068 FRANKFORT PCT 012	16
0069 FRANKFORT PCT 013	25
0070 FRANKFORT PCT 014	18
0071 FRANKFORT PCT 015	21
0072 FRANKFORT PCT 016	50
0073 FRANKFORT PCT 017	67
0074 FRANKFORT PCT 018	31
0075 FRANKFORT PCT 019	27
0076 FRANKFORT PCT 020	23
0077 FRANKFORT PCT 021	18
0078 FRANKFORT PCT 022	93
0079 FRANKFORT PCT 023	28
0080 FRANKFORT PCT 024	40
0081 FRANKFORT PCT 025	36
0082 FRANKFORT PCT 026	55
0083 FRANKFORT PCT 027	26
0084 FRANKFORT PCT 028	44
0085 FRANKFORT PCT 029	38
0086 GREEN GARDEN PCT 001	28
0087 GREEN GARDEN PCT 002	28
0088 HOMER PCT 001	22
0089 HOMER PCT 002	36
0090 HOMER PCT 003	41
0091 HOMER PCT 004	50
0092 HOMER PCT 005	38
0093 HOMER PCT 006	36
0094 HOMER PCT 007	37
0095 HOMER PCT 008	31
0096 HOMER PCT 009	27
0097 HOMER PCT 010	35
0098 HOMER PCT 011	14
0099 HOMER PCT 012	30
0100 HOMER PCT 013	18
0101 HOMER PCT 014	44
0102 HOMER PCT 015	24
0103 HOMER PCT 016	28
0104 HOMER PCT 017	60
0105 HOMER PCT 018	24
0106 JACKSON PCT 001	25
0107 JACKSON PCT 002	49
0108 JOLIET PCT 001	35
0109 JOLIET PCT 002	61
0110 JOLIET PCT 003	23
0111 JOLIET PCT 004	43
0112 JOLIET PCT 005	59
0113 JOLIET PCT 006	31
0114 JOLIET PCT 007	29
0115 JOLIET PCT 008	42

TOTAL PERCENT
 10,375

TOTAL PERCENT

01 = BALLOTS CAST - TOTAL

TOTAL PERCENT
 10,375

TOTAL PERCENT

(CONTINUED FROM PREVIOUS PAGE)

0116 JOLIET PCT 009	32
0117 JOLIET PCT 010	30
0118 JOLIET PCT 011	44
0119 JOLIET PCT 012	27
0120 JOLIET PCT 013	35
0121 JOLIET PCT 014	24
0122 JOLIET PCT 015	31
0123 JOLIET PCT 016	38
0124 JOLIET PCT 017	32
0125 JOLIET PCT 018	63
0126 JOLIET PCT 019	27
0127 JOLIET PCT 020	84
0128 JOLIET PCT 021	45
0129 JOLIET PCT 022	49
0130 JOLIET PCT 023	35
0131 JOLIET PCT 024	37
0132 JOLIET PCT 025	63
0133 JOLIET PCT 026	30
0134 JOLIET PCT 027	10
0135 JOLIET PCT 028	36
0136 JOLIET PCT 029	28
0137 JOLIET PCT 030	30
0138 JOLIET PCT 031	22
0139 JOLIET PCT 032	36
0140 JOLIET PCT 033	11
0141 JOLIET PCT 034	82
0142 JOLIET PCT 035	43
0143 JOLIET PCT 036	33
0144 JOLIET PCT 037	39
0145 LOCKPORT PCT 001	152
0146 LOCKPORT PCT 002	33
0147 LOCKPORT PCT 003	14
0148 LOCKPORT PCT 004	27
0149 LOCKPORT PCT 005	23
0150 LOCKPORT PCT 006	33
0151 LOCKPORT PCT 007	30
0152 LOCKPORT PCT 008	21
0153 LOCKPORT PCT 009	98
0154 LOCKPORT PCT 010	25
0155 LOCKPORT PCT 011	29
0156 LOCKPORT PCT 012	20
0157 LOCKPORT PCT 013	126
0158 LOCKPORT PCT 014	31
0159 LOCKPORT PCT 015	19
0160 LOCKPORT PCT 016	32
0161 LOCKPORT PCT 017	31
0162 LOCKPORT PCT 018	26
0163 LOCKPORT PCT 019	46
0164 LOCKPORT PCT 020	19
0165 LOCKPORT PCT 021	40
0166 LOCKPORT PCT 022	29
0167 LOCKPORT PCT 023	26
0168 LOCKPORT PCT 024	20
0169 MANHATTAN PCT 001	24
0170 MANHATTAN PCT 002	38
0171 MANHATTAN PCT 003	51
0172 MANHATTAN PCT 004	29
0173 MONEE PCT 001	37

01 = BALLOTS CAST - TOTAL

TOTAL PERCENT
10.375

TOTAL PERCENT

(CONTINUED FROM PREVIOUS PAGE)

01
- - -

0174 MONEE PCT 002	24
0175 MONEE PCT 003	43
0176 MONEE PCT 004	35
0177 MONEE PCT 005	26
0178 MONEE PCT 006	27
0179 MONEE PCT 007	24
0180 MONEE PCT 008	12
0181 NEW LENOX PCT 001	21
0182 NEW LENOX PCT 002	25
0183 NEW LENOX PCT 003	17
0184 NEW LENOX PCT 004	27
0185 NEW LENOX PCT 005	29
0186 NEW LENOX PCT 006	29
0187 NEW LENOX PCT 007	55
0188 NEW LENOX PCT 008	43
0189 NEW LENOX PCT 009	30
0190 NEW LENOX PCT 010	42
0191 NEW LENOX PCT 011	28
0192 NEW LENOX PCT 012	26
0193 NEW LENOX PCT 013	27
0194 NEW LENOX PCT 014	27
0195 NEW LENOX PCT 015	36
0196 NEW LENOX PCT 016	27
0197 NEW LENOX PCT 017	39
0198 NEW LENOX PCT 018	27
0199 NEW LENOX PCT 019	28
0200 NEW LENOX PCT 020	42
0201 PEOTONE PCT 001	52
0202 PEOTONE PCT 002	30
0203 PLAINFIELD PCT 001	22
0204 PLAINFIELD PCT 002	11
0205 PLAINFIELD PCT 003	41
0206 PLAINFIELD PCT 004	10
0207 PLAINFIELD PCT 005	39
0208 PLAINFIELD PCT 006	21
0209 PLAINFIELD PCT 007	17
0210 PLAINFIELD PCT 008	24
0211 PLAINFIELD PCT 009	53
0212 PLAINFIELD PCT 010	42
0213 PLAINFIELD PCT 011	11
0214 PLAINFIELD PCT 012	7
0215 PLAINFIELD PCT 013	36
0216 PLAINFIELD PCT 014	32
0217 PLAINFIELD PCT 015	36
0218 PLAINFIELD PCT 016	32
0219 PLAINFIELD PCT 017	34
0220 PLAINFIELD PCT 018	30
0221 PLAINFIELD PCT 019	25
0222 PLAINFIELD PCT 020	38
0223 PLAINFIELD PCT 021	29
0224 PLAINFIELD PCT 022	50
0225 PLAINFIELD PCT 023	17
0226 PLAINFIELD PCT 024	47
0227 PLAINFIELD PCT 025	19
0228 PLAINFIELD PCT 026	18
0229 PLAINFIELD PCT 027	21
0230 PLAINFIELD PCT 028	18
0231 PLAINFIELD PCT 029	15

	TOTAL	PERCENT	TOTAL	PERCENT
01 = BALLOTS CAST - TOTAL	10,375			
(CONTINUED FROM PREVIOUS PAGE)				
0232 PLAINFIELD PCT 030	22			
0233 PLAINFIELD PCT 031	26			
0234 PLAINFIELD PCT 032	20			
0235 PLAINFIELD PCT 033	41			
0236 PLAINFIELD PCT 034	26			
0237 PLAINFIELD PCT 035	17			
0238 PLAINFIELD PCT 036	54			
0239 REED PCT 001	26			
0240 REED PCT 002	23			
0241 REED PCT 003	34			
0242 TROY PCT 001	22			
0243 TROY PCT 002	29			
0244 TROY PCT 003	38			
0245 TROY PCT 004	25			
0246 TROY PCT 005	70			
0247 TROY PCT 006	24			
0248 TROY PCT 007	38			
0249 TROY PCT 008	53			
0250 TROY PCT 009	59			
0251 TROY PCT 010	52			
0252 TROY PCT 011	80			
0253 TROY PCT 012	68			
0254 TROY PCT 013	53			
0255 TROY PCT 014	47			
0256 TROY PCT 015	34			
0257 TROY PCT 016	95			
0258 TROY PCT 017	53			
0259 TROY PCT 018	23			
0260 TROY PCT 019	19			
0261 TROY PCT 020	30			
0262 TROY PCT 021	21			
0263 TROY PCT 022	21			
0264 TROY PCT 023	41			
0265 WASHINGTON PCT 001	50			
0266 WASHINGTON PCT 002	30			
0267 WASHINGTON PCT 003	23			
0268 WESLEY PCT 001	31			
0269 WHEATLAND PCT 001	38			
0270 WHEATLAND PCT 002	75			
0271 WHEATLAND PCT 003	36			
0272 WHEATLAND PCT 004	44			
0273 WHEATLAND PCT 005	35			
0274 WHEATLAND PCT 006	29			
0275 WHEATLAND PCT 007	47			
0276 WHEATLAND PCT 008	32			
0277 WHEATLAND PCT 009	39			
0278 WHEATLAND PCT 010	43			
0279 WHEATLAND PCT 011	33			
0280 WHEATLAND PCT 012	19			
0281 WHEATLAND PCT 013	32			
0282 WHEATLAND PCT 014	26			
0283 WHEATLAND PCT 015	32			
0284 WHEATLAND PCT 016	48			
0285 WHEATLAND PCT 017	33			
0286 WHEATLAND PCT 018	45			
0287 WHEATLAND PCT 019	23			
0288 WHEATLAND PCT 020	34			
0289 WHEATLAND PCT 021	20			

ABSTRACT OF VOTES

WILL COUNTY, ILLINOIS
GENERAL ELECTION
NOVEMBER 4, 2014

(MAIL)

REPORT-EL52


PAGE 0006

	TOTAL	PERCENT	TOTAL	PERCENT
01 = BALLOTS CAST - TOTAL	10,375			
(CONTINUED FROM PREVIOUS PAGE)	01			
0290 WHEATLAND PCT 022	26			
0291 WHEATLAND PCT 023	23			
0292 WHEATLAND PCT 024	30			
0293 WHEATLAND PCT 025	20			
0294 WHEATLAND PCT 026	58			
0295 WHEATLAND PCT 027	29			
0296 WHEATLAND PCT 028	28			
0297 WHEATLAND PCT 029	25			
0298 WHEATLAND PCT 030	32			
0299 WILL PCT 001	35			
0300 WILMINGTON PCT 001	38			
0301 WILMINGTON PCT 002	47			
0302 WILMINGTON PCT 003	39			
0303 WILTON PCT 001	23			



Nancy Schultz Voots

W I L L C O U N T Y C L E R K

A large, stylized graphic of the American flag is positioned in the background. The stars are white and arranged in a grid pattern on a blue field, while the stripes are horizontal bands of red and white. The flag is slightly faded and has a soft, ethereal appearance.

**IN-PERSON
EARLY VOTING**

(BY PRECINCT)

ABSTRACT OF VOTES

WILL COUNTY, ILLINOIS
GENERAL ELECTION
NOVEMBER 4, 2014

(IN-PERSON)

REPORT-EL52

PAGE 0001

01 = BALLOTS CAST - TOTAL

TOTAL PERCENT
22,388

TOTAL PERCENT

	TOTAL	PERCENT
01	22,388	
0001 CHANNAHON PCT 001	74	
0002 CHANNAHON PCT 002	100	
0003 CHANNAHON PCT 003	85	
0004 CHANNAHON PCT 004	97	
0005 CHANNAHON PCT 005	49	
0006 CRETE PCT 001	51	
0007 CRETE PCT 002	29	
0008 CRETE PCT 003	26	
0009 CRETE PCT 004	108	
0010 CRETE PCT 005	81	
0011 CRETE PCT 006	86	
0012 CRETE PCT 007	78	
0013 CRETE PCT 008	55	
0014 CRETE PCT 009	66	
0015 CRETE PCT 010	30	
0016 CRETE PCT 011	60	
0017 CRETE PCT 012	74	
0018 CUSTER PCT 001	34	
0019 DU PAGE PCT 001	107	
0020 DU PAGE PCT 002	116	
0021 DU PAGE PCT 003	114	
0022 DU PAGE PCT 004	62	
0023 DU PAGE PCT 005	88	
0024 DU PAGE PCT 006	69	
0025 DU PAGE PCT 007	100	
0026 DU PAGE PCT 008	75	
0027 DU PAGE PCT 009	56	
0028 DU PAGE PCT 010	95	
0029 DU PAGE PCT 011	77	
0030 DU PAGE PCT 012	79	
0031 DU PAGE PCT 013	82	
0032 DU PAGE PCT 014	108	
0033 DU PAGE PCT 015	84	
0034 DU PAGE PCT 016	68	
0035 DU PAGE PCT 017	84	
0036 DU PAGE PCT 018	94	
0037 DU PAGE PCT 019	70	
0038 DU PAGE PCT 020	58	
0039 DU PAGE PCT 021	69	
0040 DU PAGE PCT 022	59	
0041 DU PAGE PCT 023	41	
0042 DU PAGE PCT 024	68	
0043 DU PAGE PCT 025	76	
0044 DU PAGE PCT 026	73	
0045 DU PAGE PCT 027	90	
0046 DU PAGE PCT 028	72	
0047 DU PAGE PCT 029	79	
0048 DU PAGE PCT 030	66	
0049 DU PAGE PCT 031	48	
0050 DU PAGE PCT 032	51	
0051 DU PAGE PCT 033	46	
0052 DU PAGE PCT 034	43	
0053 DU PAGE PCT 035	31	
0054 DU PAGE PCT 036	61	
0055 DU PAGE PCT 037	33	
0056 FLORENCE PCT 001	32	
0057 FRANKFORT PCT 001	97	

ABSTRACT OF VOTES

WILL COUNTY, ILLINOIS
GENERAL ELECTION
NOVEMBER 4, 2014

(IN-PERSON)

REPORT-EL52

PAGE 0002

01 = BALLOTS CAST - TOTAL

TOTAL PERCENT
22,388

TOTAL PERCENT

(CONTINUED FROM PREVIOUS PAGE)

- - -
01
- - -

0058 FRANKFORT PCT 002	148
0059 FRANKFORT PCT 003	63
0060 FRANKFORT PCT 004	118
0061 FRANKFORT PCT 005	75
0062 FRANKFORT PCT 006	86
0063 FRANKFORT PCT 007	132
0064 FRANKFORT PCT 008	65
0065 FRANKFORT PCT 009	51
0066 FRANKFORT PCT 010	92
0067 FRANKFORT PCT 011	127
0068 FRANKFORT PCT 012	106
0069 FRANKFORT PCT 013	146
0070 FRANKFORT PCT 014	37
0071 FRANKFORT PCT 015	59
0072 FRANKFORT PCT 016	82
0073 FRANKFORT PCT 017	174
0074 FRANKFORT PCT 018	122
0075 FRANKFORT PCT 019	41
0076 FRANKFORT PCT 020	44
0077 FRANKFORT PCT 021	109
0078 FRANKFORT PCT 022	133
0079 FRANKFORT PCT 023	115
0080 FRANKFORT PCT 024	105
0081 FRANKFORT PCT 025	94
0082 FRANKFORT PCT 026	114
0083 FRANKFORT PCT 027	82
0084 FRANKFORT PCT 028	102
0085 FRANKFORT PCT 029	117
0086 GREEN GARDEN PCT 001	67
0087 GREEN GARDEN PCT 002	69
0088 HOMER PCT 001	29
0089 HOMER PCT 002	99
0090 HOMER PCT 003	98
0091 HOMER PCT 004	110
0092 HOMER PCT 005	94
0093 HOMER PCT 006	118
0094 HOMER PCT 007	97
0095 HOMER PCT 008	93
0096 HOMER PCT 009	60
0097 HOMER PCT 010	91
0098 HOMER PCT 011	97
0099 HOMER PCT 012	102
0100 HOMER PCT 013	53
0101 HOMER PCT 014	82
0102 HOMER PCT 015	50
0103 HOMER PCT 016	49
0104 HOMER PCT 017	107
0105 HOMER PCT 018	47
0106 JACKSON PCT 001	94
0107 JACKSON PCT 002	114
0108 JOLIET PCT 001	73
0109 JOLIET PCT 002	37
0110 JOLIET PCT 003	27
0111 JOLIET PCT 004	45
0112 JOLIET PCT 005	89
0113 JOLIET PCT 006	24
0114 JOLIET PCT 007	35
0115 JOLIET PCT 008	47

ABSTRACT OF VOTES

WILL COUNTY, ILLINOIS
GENERAL ELECTION
NOVEMBER 4, 2014

(IN-PERSON)

REPORT-EL52

PAGE 0003

01 = BALLOTS CAST - TOTAL

TOTAL PERCENT
22,388

TOTAL PERCENT

(CONTINUED FROM PREVIOUS PAGE)

- - -
01
- - -

0116 JOLIET PCT 009	39
0117 JOLIET PCT 010	48
0118 JOLIET PCT 011	28
0119 JOLIET PCT 012	40
0120 JOLIET PCT 013	39
0121 JOLIET PCT 014	35
0122 JOLIET PCT 015	30
0123 JOLIET PCT 016	56
0124 JOLIET PCT 017	91
0125 JOLIET PCT 018	77
0126 JOLIET PCT 019	65
0127 JOLIET PCT 020	54
0128 JOLIET PCT 021	76
0129 JOLIET PCT 022	58
0130 JOLIET PCT 023	70
0131 JOLIET PCT 024	28
0132 JOLIET PCT 025	72
0133 JOLIET PCT 026	43
0134 JOLIET PCT 027	15
0135 JOLIET PCT 028	46
0136 JOLIET PCT 029	32
0137 JOLIET PCT 030	27
0138 JOLIET PCT 031	46
0139 JOLIET PCT 032	62
0140 JOLIET PCT 033	30
0141 JOLIET PCT 034	87
0142 JOLIET PCT 035	70
0143 JOLIET PCT 036	70
0144 JOLIET PCT 037	52
0145 LOCKPORT PCT 001	118
0146 LOCKPORT PCT 002	47
0147 LOCKPORT PCT 003	55
0148 LOCKPORT PCT 004	59
0149 LOCKPORT PCT 005	86
0150 LOCKPORT PCT 006	34
0151 LOCKPORT PCT 007	26
0152 LOCKPORT PCT 008	34
0153 LOCKPORT PCT 009	139
0154 LOCKPORT PCT 010	68
0155 LOCKPORT PCT 011	92
0156 LOCKPORT PCT 012	58
0157 LOCKPORT PCT 013	143
0158 LOCKPORT PCT 014	55
0159 LOCKPORT PCT 015	21
0160 LOCKPORT PCT 016	78
0161 LOCKPORT PCT 017	135
0162 LOCKPORT PCT 018	73
0163 LOCKPORT PCT 019	71
0164 LOCKPORT PCT 020	44
0165 LOCKPORT PCT 021	45
0166 LOCKPORT PCT 022	30
0167 LOCKPORT PCT 023	23
0168 LOCKPORT PCT 024	31
0169 MANHATTAN PCT 001	41
0170 MANHATTAN PCT 002	61
0171 MANHATTAN PCT 003	57
0172 MANHATTAN PCT 004	40
0173 MONEE PCT 001	47

ABSTRACT OF VOTES

WILL COUNTY, ILLINOIS
GENERAL ELECTION
NOVEMBER 4, 2014

(IN-PERSON)

REPORT-EL52

PAGE 0004

01 = BALLOTS CAST - TOTAL

TOTAL PERCENT
22,388

TOTAL PERCENT

(CONTINUED FROM PREVIOUS PAGE)

- - -
01
- - -

0174 MONEE PCT 002	72
0175 MONEE PCT 003	98
0176 MONEE PCT 004	127
0177 MONEE PCT 005	42
0178 MONEE PCT 006	24
0179 MONEE PCT 007	43
0180 MONEE PCT 008	53
0181 NEW LENOX PCT 001	47
0182 NEW LENOX PCT 002	103
0183 NEW LENOX PCT 003	39
0184 NEW LENOX PCT 004	52
0185 NEW LENOX PCT 005	81
0186 NEW LENOX PCT 006	51
0187 NEW LENOX PCT 007	148
0188 NEW LENOX PCT 008	156
0189 NEW LENOX PCT 009	62
0190 NEW LENOX PCT 010	181
0191 NEW LENOX PCT 011	80
0192 NEW LENOX PCT 012	53
0193 NEW LENOX PCT 013	81
0194 NEW LENOX PCT 014	103
0195 NEW LENOX PCT 015	127
0196 NEW LENOX PCT 016	112
0197 NEW LENOX PCT 017	152
0198 NEW LENOX PCT 018	59
0199 NEW LENOX PCT 019	75
0200 NEW LENOX PCT 020	113
0201 PEOTONE PCT 001	72
0202 PEOTONE PCT 002	77
0203 PLAINFIELD PCT 001	64
0204 PLAINFIELD PCT 002	73
0205 PLAINFIELD PCT 003	78
0206 PLAINFIELD PCT 004	10
0207 PLAINFIELD PCT 005	33
0208 PLAINFIELD PCT 006	22
0209 PLAINFIELD PCT 007	41
0210 PLAINFIELD PCT 008	81
0211 PLAINFIELD PCT 009	152
0212 PLAINFIELD PCT 010	112
0213 PLAINFIELD PCT 011	11
0214 PLAINFIELD PCT 012	32
0215 PLAINFIELD PCT 013	72
0216 PLAINFIELD PCT 014	88
0217 PLAINFIELD PCT 015	84
0218 PLAINFIELD PCT 016	101
0219 PLAINFIELD PCT 017	28
0220 PLAINFIELD PCT 018	30
0221 PLAINFIELD PCT 019	30
0222 PLAINFIELD PCT 020	41
0223 PLAINFIELD PCT 021	46
0224 PLAINFIELD PCT 022	53
0225 PLAINFIELD PCT 023	39
0226 PLAINFIELD PCT 024	62
0227 PLAINFIELD PCT 025	26
0228 PLAINFIELD PCT 026	24
0229 PLAINFIELD PCT 027	22
0230 PLAINFIELD PCT 028	26
0231 PLAINFIELD PCT 029	29

TOTAL PERCENT
 22,388

TOTAL PERCENT

01 = BALLOTS CAST - TOTAL

(CONTINUED FROM PREVIOUS PAGE)

	- - -
	01
	- - -
0232 PLAINFIELD PCT 030	35
0233 PLAINFIELD PCT 031	35
0234 PLAINFIELD PCT 032	35
0235 PLAINFIELD PCT 033	47
0236 PLAINFIELD PCT 034	20
0237 PLAINFIELD PCT 035	16
0238 PLAINFIELD PCT 036	76
0239 REED PCT 001	59
0240 REED PCT 002	123
0241 REED PCT 003	57
0242 TROY PCT 001	50
0243 TROY PCT 002	47
0244 TROY PCT 003	61
0245 TROY PCT 004	42
0246 TROY PCT 005	85
0247 TROY PCT 006	70
0248 TROY PCT 007	73
0249 TROY PCT 008	96
0250 TROY PCT 009	98
0251 TROY PCT 010	122
0252 TROY PCT 011	143
0253 TROY PCT 012	68
0254 TROY PCT 013	353
0255 TROY PCT 014	138
0256 TROY PCT 015	126
0257 TROY PCT 016	117
0258 TROY PCT 017	157
0259 TROY PCT 018	40
0260 TROY PCT 019	42
0261 TROY PCT 020	136
0262 TROY PCT 021	85
0263 TROY PCT 022	40
0264 TROY PCT 023	50
0265 WASHINGTON PCT 001	40
0266 WASHINGTON PCT 002	85
0267 WASHINGTON PCT 003	39
0268 WESLEY PCT 001	30
0269 WHEATLAND PCT 001	101
0270 WHEATLAND PCT 002	217
0271 WHEATLAND PCT 003	113
0272 WHEATLAND PCT 004	91
0273 WHEATLAND PCT 005	117
0274 WHEATLAND PCT 006	93
0275 WHEATLAND PCT 007	114
0276 WHEATLAND PCT 008	94
0277 WHEATLAND PCT 009	143
0278 WHEATLAND PCT 010	88
0279 WHEATLAND PCT 011	98
0280 WHEATLAND PCT 012	84
0281 WHEATLAND PCT 013	112
0282 WHEATLAND PCT 014	118
0283 WHEATLAND PCT 015	104
0284 WHEATLAND PCT 016	86
0285 WHEATLAND PCT 017	100
0286 WHEATLAND PCT 018	113
0287 WHEATLAND PCT 019	62
0288 WHEATLAND PCT 020	101
0289 WHEATLAND PCT 021	68

ABSTRACT OF VOTES

WILL COUNTY, ILLINOIS
GENERAL ELECTION
NOVEMBER 4, 2014

(IN-PERSON)

REPORT-EL52

PAGE 0006

	TOTAL	PERCENT	TOTAL	PERCENT
01 = BALLOTS CAST - TOTAL	22,388			
(CONTINUED FROM PREVIOUS PAGE)	01			
0290 WHEATLAND PCT 022	62			
0291 WHEATLAND PCT 023	62			
0292 WHEATLAND PCT 024	81			
0293 WHEATLAND PCT 025	76			
0294 WHEATLAND PCT 026	142			
0295 WHEATLAND PCT 027	57			
0296 WHEATLAND PCT 028	103			
0297 WHEATLAND PCT 029	86			
0298 WHEATLAND PCT 030	96			
0299 WILL PCT 001	52			
0300 WILMINGTON PCT 001	53			
0301 WILMINGTON PCT 002	57			
0302 WILMINGTON PCT 003	68			
0303 WILTON PCT 001	10			



Nancy Schultz Voots

W I L L C O U N T Y C L E R K

A large, semi-transparent image of the American flag is positioned in the upper half of the page, behind the title text. The stars and stripes are clearly visible.

**PROVISIONAL
& REMAINING
ABSENTEE BY MAIL
VOTING**

(BY PRECINCT)

ABSTRACT OF VOTES

WILL COUNTY, ILLINOIS
GENERAL ELECTION
NOVEMBER 4, 2014

(PROVISIONAL)

REPORT-EL52

PAGE 0001

01 = BALLOTS CAST - TOTAL

TOTAL PERCENT
2,862

TOTAL PERCENT

- - -
01
- - -

0001 CHANNAHON PCT 001	4
0002 CHANNAHON PCT 002	12
0003 CHANNAHON PCT 003	6
0004 CHANNAHON PCT 004	5
0005 CHANNAHON PCT 005	5
0006 CRETE PCT 001	13
0007 CRETE PCT 002	8
0008 CRETE PCT 003	6
0009 CRETE PCT 004	9
0010 CRETE PCT 005	9
0011 CRETE PCT 006	8
0012 CRETE PCT 007	10
0013 CRETE PCT 008	17
0014 CRETE PCT 009	5
0015 CRETE PCT 010	1
0016 CRETE PCT 011	11
0017 CRETE PCT 012	3
0018 CUSTER PCT 001	3
0019 DU PAGE PCT 001	11
0020 DU PAGE PCT 002	9
0021 DU PAGE PCT 003	14
0022 DU PAGE PCT 004	15
0023 DU PAGE PCT 005	8
0024 DU PAGE PCT 006	13
0025 DU PAGE PCT 007	18
0026 DU PAGE PCT 008	21
0027 DU PAGE PCT 009	11
0028 DU PAGE PCT 010	12
0029 DU PAGE PCT 011	16
0030 DU PAGE PCT 012	14
0031 DU PAGE PCT 013	21
0032 DU PAGE PCT 014	13
0033 DU PAGE PCT 015	22
0034 DU PAGE PCT 016	9
0035 DU PAGE PCT 017	15
0036 DU PAGE PCT 018	13
0037 DU PAGE PCT 019	17
0038 DU PAGE PCT 020	10
0039 DU PAGE PCT 021	14
0040 DU PAGE PCT 022	15
0041 DU PAGE PCT 023	7
0042 DU PAGE PCT 024	10
0043 DU PAGE PCT 025	13
0044 DU PAGE PCT 026	12
0045 DU PAGE PCT 027	14
0046 DU PAGE PCT 028	15
0047 DU PAGE PCT 029	9
0048 DU PAGE PCT 030	24
0049 DU PAGE PCT 031	8
0050 DU PAGE PCT 032	5
0051 DU PAGE PCT 033	13
0052 DU PAGE PCT 034	7
0053 DU PAGE PCT 035	3
0054 DU PAGE PCT 036	5
0055 DU PAGE PCT 037	3
0056 FLORENCE PCT 001	2
0057 FRANKFORT PCT 001	6

ABSTRACT OF VOTES

WILL COUNTY, ILLINOIS
GENERAL ELECTION
NOVEMBER 4, 2014

(PROVISIONAL)

REPORT-EL52

PAGE 0002

01 = BALLOTS CAST - TOTAL

TOTAL PERCENT
2,862

TOTAL PERCENT

(CONTINUED FROM PREVIOUS PAGE)	01
0058 FRANKFORT PCT 002	19
0059 FRANKFORT PCT 003	10
0060 FRANKFORT PCT 004	5
0061 FRANKFORT PCT 005	9
0062 FRANKFORT PCT 006	2
0063 FRANKFORT PCT 007	1
0064 FRANKFORT PCT 008	8
0065 FRANKFORT PCT 009	8
0066 FRANKFORT PCT 010	9
0067 FRANKFORT PCT 011	4
0068 FRANKFORT PCT 012	2
0069 FRANKFORT PCT 013	10
0070 FRANKFORT PCT 014	13
0071 FRANKFORT PCT 015	5
0072 FRANKFORT PCT 016	12
0073 FRANKFORT PCT 017	14
0074 FRANKFORT PCT 018	7
0075 FRANKFORT PCT 019	7
0076 FRANKFORT PCT 020	11
0077 FRANKFORT PCT 021	7
0078 FRANKFORT PCT 022	6
0079 FRANKFORT PCT 023	6
0080 FRANKFORT PCT 024	11
0081 FRANKFORT PCT 025	12
0082 FRANKFORT PCT 026	5
0083 FRANKFORT PCT 027	3
0084 FRANKFORT PCT 028	10
0085 FRANKFORT PCT 029	9
0086 GREEN GARDEN PCT 001	10
0087 GREEN GARDEN PCT 002	3
0088 HOMER PCT 001	11
0089 HOMER PCT 002	12
0090 HOMER PCT 003	6
0091 HOMER PCT 004	4
0092 HOMER PCT 005	4
0093 HOMER PCT 006	8
0094 HOMER PCT 007	5
0095 HOMER PCT 008	6
0096 HOMER PCT 009	8
0097 HOMER PCT 010	10
0098 HOMER PCT 011	5
0099 HOMER PCT 012	11
0100 HOMER PCT 013	2
0101 HOMER PCT 014	9
0102 HOMER PCT 015	4
0103 HOMER PCT 016	5
0104 HOMER PCT 017	5
0105 HOMER PCT 018	9
0106 JACKSON PCT 001	6
0107 JACKSON PCT 002	12
0108 JOLIET PCT 001	12
0109 JOLIET PCT 002	9
0110 JOLIET PCT 003	7
0111 JOLIET PCT 004	9
0112 JOLIET PCT 005	18
0113 JOLIET PCT 006	9
0114 JOLIET PCT 007	13
0115 JOLIET PCT 008	8

ABSTRACT OF VOTES

WILL COUNTY, ILLINOIS
GENERAL ELECTION
NOVEMBER 4, 2014

(PROVISIONAL)

REPORT-EL52

PAGE 0003

01 = BALLOTS CAST - TOTAL

TOTAL PERCENT
2,862

TOTAL PERCENT

(CONTINUED FROM PREVIOUS PAGE)	01	
0116 JOLIET PCT 009	10	
0117 JOLIET PCT 010	12	
0118 JOLIET PCT 011	8	
0119 JOLIET PCT 012	10	
0120 JOLIET PCT 013	17	
0121 JOLIET PCT 014	13	
0122 JOLIET PCT 015	9	
0123 JOLIET PCT 016	16	
0124 JOLIET PCT 017	7	
0125 JOLIET PCT 018	10	
0126 JOLIET PCT 019	12	
0127 JOLIET PCT 020	12	
0128 JOLIET PCT 021	5	
0129 JOLIET PCT 022	17	
0130 JOLIET PCT 023	12	
0131 JOLIET PCT 024	5	
0132 JOLIET PCT 025	10	
0133 JOLIET PCT 026	11	
0134 JOLIET PCT 027	9	
0135 JOLIET PCT 028	14	
0136 JOLIET PCT 029	5	
0137 JOLIET PCT 030	4	
0138 JOLIET PCT 031	10	
0139 JOLIET PCT 032	12	
0140 JOLIET PCT 033	6	
0141 JOLIET PCT 034	31	
0142 JOLIET PCT 035	7	
0143 JOLIET PCT 036	14	
0144 JOLIET PCT 037	10	
0145 LOCKPORT PCT 001	14	
0146 LOCKPORT PCT 002	6	
0147 LOCKPORT PCT 003	5	
0148 LOCKPORT PCT 004	17	
0149 LOCKPORT PCT 005	10	
0150 LOCKPORT PCT 006	13	
0151 LOCKPORT PCT 007	12	
0152 LOCKPORT PCT 008	11	
0153 LOCKPORT PCT 009	9	
0154 LOCKPORT PCT 010	3	
0155 LOCKPORT PCT 011	5	
0156 LOCKPORT PCT 012	8	
0157 LOCKPORT PCT 013	11	
0158 LOCKPORT PCT 014	3	
0159 LOCKPORT PCT 015	8	
0160 LOCKPORT PCT 016	11	
0161 LOCKPORT PCT 017	4	
0162 LOCKPORT PCT 018	11	
0163 LOCKPORT PCT 019	5	
0164 LOCKPORT PCT 020	3	
0165 LOCKPORT PCT 021	6	
0166 LOCKPORT PCT 022	7	
0167 LOCKPORT PCT 023	11	
0168 LOCKPORT PCT 024	9	
0169 MANHATTAN PCT 001	15	
0170 MANHATTAN PCT 002	12	
0171 MANHATTAN PCT 003	11	
0172 MANHATTAN PCT 004	7	
0173 MONEE PCT 001	18	

01 = BALLOTS CAST - TOTAL

TOTAL PERCENT
2,862

TOTAL PERCENT

(CONTINUED FROM PREVIOUS PAGE)

0174 MONEE PCT 002	9
0175 MONEE PCT 003	7
0176 MONEE PCT 004	6
0177 MONEE PCT 005	9
0178 MONEE PCT 006	9
0179 MONEE PCT 007	4
0180 MONEE PCT 008	7
0181 NEW LENOX PCT 001	8
0182 NEW LENOX PCT 002	4
0183 NEW LENOX PCT 003	6
0184 NEW LENOX PCT 004	2
0185 NEW LENOX PCT 005	3
0186 NEW LENOX PCT 006	7
0187 NEW LENOX PCT 007	7
0188 NEW LENOX PCT 008	8
0189 NEW LENOX PCT 009	10
0190 NEW LENOX PCT 010	3
0191 NEW LENOX PCT 011	5
0192 NEW LENOX PCT 012	4
0193 NEW LENOX PCT 013	5
0194 NEW LENOX PCT 014	12
0195 NEW LENOX PCT 015	9
0196 NEW LENOX PCT 016	5
0197 NEW LENOX PCT 017	9
0198 NEW LENOX PCT 018	7
0199 NEW LENOX PCT 019	8
0200 NEW LENOX PCT 020	9
0201 PEOTONE PCT 001	7
0202 PEOTONE PCT 002	3
0203 PLAINFIELD PCT 001	6
0204 PLAINFIELD PCT 002	10
0205 PLAINFIELD PCT 003	11
0206 PLAINFIELD PCT 004	2
0207 PLAINFIELD PCT 005	3
0208 PLAINFIELD PCT 006	10
0209 PLAINFIELD PCT 007	12
0210 PLAINFIELD PCT 008	14
0211 PLAINFIELD PCT 009	9
0212 PLAINFIELD PCT 010	6
0213 PLAINFIELD PCT 011	6
0214 PLAINFIELD PCT 012	11
0215 PLAINFIELD PCT 013	16
0216 PLAINFIELD PCT 014	14
0217 PLAINFIELD PCT 015	5
0218 PLAINFIELD PCT 016	3
0219 PLAINFIELD PCT 017	9
0220 PLAINFIELD PCT 018	11
0221 PLAINFIELD PCT 019	11
0222 PLAINFIELD PCT 020	9
0223 PLAINFIELD PCT 021	10
0224 PLAINFIELD PCT 022	14
0225 PLAINFIELD PCT 023	10
0226 PLAINFIELD PCT 024	4
0227 PLAINFIELD PCT 025	1
0228 PLAINFIELD PCT 026	8
0229 PLAINFIELD PCT 027	5
0230 PLAINFIELD PCT 028	1
0231 PLAINFIELD PCT 029	9

ABSTRACT OF VOTES

WILL COUNTY, ILLINOIS
GENERAL ELECTION
NOVEMBER 4, 2014

(PROVISIONAL)

REPORT-EL52

PAGE 0005

TOTAL PERCENT
2,862

TOTAL PERCENT

01 = BALLOTS CAST - TOTAL

(CONTINUED FROM PREVIOUS PAGE)

	01
0232 PLAINFIELD PCT 030	18
0233 PLAINFIELD PCT 031	10
0234 PLAINFIELD PCT 032	2
0235 PLAINFIELD PCT 033	7
0236 PLAINFIELD PCT 034	3
0237 PLAINFIELD PCT 035	4
0238 PLAINFIELD PCT 036	17
0239 REED PCT 001	5
0240 REED PCT 002	7
0241 REED PCT 003	3
0242 TROY PCT 001	13
0243 TROY PCT 002	8
0244 TROY PCT 003	8
0245 TROY PCT 004	17
0246 TROY PCT 005	7
0247 TROY PCT 006	6
0248 TROY PCT 007	8
0249 TROY PCT 008	12
0250 TROY PCT 009	14
0251 TROY PCT 010	4
0252 TROY PCT 011	15
0253 TROY PCT 012	17
0254 TROY PCT 013	11
0255 TROY PCT 014	8
0256 TROY PCT 015	6
0257 TROY PCT 016	15
0258 TROY PCT 017	4
0259 TROY PCT 018	14
0260 TROY PCT 019	8
0261 TROY PCT 020	11
0262 TROY PCT 021	14
0263 TROY PCT 022	2
0264 TROY PCT 023	4
0265 WASHINGTON PCT 001	3
0266 WASHINGTON PCT 002	2
0267 WASHINGTON PCT 003	15
0268 WESLEY PCT 001	9
0269 WHEATLAND PCT 001	15
0270 WHEATLAND PCT 002	20
0271 WHEATLAND PCT 003	14
0272 WHEATLAND PCT 004	27
0273 WHEATLAND PCT 005	13
0274 WHEATLAND PCT 006	9
0275 WHEATLAND PCT 007	13
0276 WHEATLAND PCT 008	10
0277 WHEATLAND PCT 009	11
0278 WHEATLAND PCT 010	15
0279 WHEATLAND PCT 011	19
0280 WHEATLAND PCT 012	11
0281 WHEATLAND PCT 013	10
0282 WHEATLAND PCT 014	17
0283 WHEATLAND PCT 015	17
0284 WHEATLAND PCT 016	12
0285 WHEATLAND PCT 017	25
0286 WHEATLAND PCT 018	12
0287 WHEATLAND PCT 019	15
0288 WHEATLAND PCT 020	13
0289 WHEATLAND PCT 021	15

ABSTRACT OF VOTES

WILL COUNTY, ILLINOIS
GENERAL ELECTION
NOVEMBER 4, 2014

(PROVISIONAL)

REPORT-EL52

PAGE 0006

	TOTAL	PERCENT	TOTAL	PERCENT
01 = BALLOTS CAST - TOTAL	2,862			
(CONTINUED FROM PREVIOUS PAGE)	01			
0290 WHEATLAND PCT 022	20			
0291 WHEATLAND PCT 023	9			
0292 WHEATLAND PCT 024	9			
0293 WHEATLAND PCT 025	5			
0294 WHEATLAND PCT 026	13			
0295 WHEATLAND PCT 027	18			
0296 WHEATLAND PCT 028	12			
0297 WHEATLAND PCT 029	12			
0298 WHEATLAND PCT 030	8			
0299 WILL PCT 001	11			
0300 WILMINGTON PCT 001	9			
0301 WILMINGTON PCT 002	4			
0302 WILMINGTON PCT 003	3			
0303 WILTON PCT 001	3			



Nancy Schultz Voots

W I L L C O U N T Y C L E R K

A stylized, semi-transparent American flag is positioned in the upper left quadrant of the page, with its stars and stripes extending across the top and left sides.

**ILLINOIS
CONSTITUTIONAL
AMENDMENT**

(2 QUESTIONS)

CONSTITUTIONAL AMENDMENT PROPOSAL 1
 CRIME VICTIMS BILL OF RIGHTS

Vote for not more than 1
 01 = YES
 02 = NO

VOTES PERCENT
 152,871 81.37
 34,995 18.63

	01	02
0001 CHANNAHON PCT 001	513	159
0002 CHANNAHON PCT 002	662	154
0003 CHANNAHON PCT 003	562	160
0004 CHANNAHON PCT 004	539	154
0005 CHANNAHON PCT 005	512	97
0006 CRETE PCT 001	539	79
0007 CRETE PCT 002	426	78
0008 CRETE PCT 003	422	71
0009 CRETE PCT 004	563	115
0010 CRETE PCT 005	520	103
0011 CRETE PCT 006	555	129
0012 CRETE PCT 007	537	108
0013 CRETE PCT 008	550	106
0014 CRETE PCT 009	452	122
0015 CRETE PCT 010	385	81
0016 CRETE PCT 011	458	106
0017 CRETE PCT 012	483	128
0018 CUSTER PCT 001	421	128
0019 DU PAGE PCT 001	648	119
0020 DU PAGE PCT 002	604	147
0021 DU PAGE PCT 003	644	161
0022 DU PAGE PCT 004	421	113
0023 DU PAGE PCT 005	454	90
0024 DU PAGE PCT 006	468	102
0025 DU PAGE PCT 007	612	137
0026 DU PAGE PCT 008	516	89
0027 DU PAGE PCT 009	389	109
0028 DU PAGE PCT 010	515	99
0029 DU PAGE PCT 011	458	96
0030 DU PAGE PCT 012	456	102
0031 DU PAGE PCT 013	490	93
0032 DU PAGE PCT 014	520	107
0033 DU PAGE PCT 015	459	94
0034 DU PAGE PCT 016	492	122
0035 DU PAGE PCT 017	519	89
0036 DU PAGE PCT 018	487	94
0037 DU PAGE PCT 019	470	90
0038 DU PAGE PCT 020	407	65
0039 DU PAGE PCT 021	496	92
0040 DU PAGE PCT 022	485	98
0041 DU PAGE PCT 023	397	90
0042 DU PAGE PCT 024	362	78
0043 DU PAGE PCT 025	424	103
0044 DU PAGE PCT 026	396	62
0045 DU PAGE PCT 027	479	85
0046 DU PAGE PCT 028	421	84
0047 DU PAGE PCT 029	456	98
0048 DU PAGE PCT 030	395	95
0049 DU PAGE PCT 031	440	101
0050 DU PAGE PCT 032	539	86
0051 DU PAGE PCT 033	512	97
0052 DU PAGE PCT 034	563	111
0053 DU PAGE PCT 035	233	42

City of Aurora results have been added to WHEATLAND PCT 001

For City of Aurora's precinct breakdown – refer to that section of this book

CONSTITUTIONAL AMENDMENT PROPOSAL 1
 CRIME VICTIMS BILL OF RIGHTS

VOTES PERCENT

Vote for not more than 1

01 = YES

152,871 81.37

02 = NO

34,995 18.63

(CONTINUED FROM PREVIOUS PAGE)

	01	02
0054 DU PAGE PCT 036	513	117
0055 DU PAGE PCT 037	417	82
0056 FLORENCE PCT 001	235	84
0057 FRANKFORT PCT 001	550	149
0058 FRANKFORT PCT 002	628	152
0059 FRANKFORT PCT 003	555	103
0060 FRANKFORT PCT 004	487	137
0061 FRANKFORT PCT 005	507	103
0062 FRANKFORT PCT 006	500	151
0063 FRANKFORT PCT 007	543	123
0064 FRANKFORT PCT 008	545	119
0065 FRANKFORT PCT 009	557	117
0066 FRANKFORT PCT 010	569	123
0067 FRANKFORT PCT 011	503	126
0068 FRANKFORT PCT 012	550	136
0069 FRANKFORT PCT 013	522	109
0070 FRANKFORT PCT 014	495	100
0071 FRANKFORT PCT 015	484	98
0072 FRANKFORT PCT 016	553	116
0073 FRANKFORT PCT 017	768	219
0074 FRANKFORT PCT 018	627	142
0075 FRANKFORT PCT 019	485	112
0076 FRANKFORT PCT 020	575	110
0077 FRANKFORT PCT 021	558	117
0078 FRANKFORT PCT 022	596	155
0079 FRANKFORT PCT 023	572	125
0080 FRANKFORT PCT 024	537	113
0081 FRANKFORT PCT 025	601	140
0082 FRANKFORT PCT 026	589	162
0083 FRANKFORT PCT 027	488	118
0084 FRANKFORT PCT 028	610	151
0085 FRANKFORT PCT 029	688	174
0086 GREEN GARDEN PCT 001	514	201
0087 GREEN GARDEN PCT 002	569	151
0088 HOMER PCT 001	479	113
0089 HOMER PCT 002	631	165
0090 HOMER PCT 003	539	116
0091 HOMER PCT 004	635	149
0092 HOMER PCT 005	467	94
0093 HOMER PCT 006	532	127
0094 HOMER PCT 007	550	103
0095 HOMER PCT 008	450	142
0096 HOMER PCT 009	456	93
0097 HOMER PCT 010	548	124
0098 HOMER PCT 011	514	121
0099 HOMER PCT 012	590	166
0100 HOMER PCT 013	484	126
0101 HOMER PCT 014	706	212
0102 HOMER PCT 015	620	146
0103 HOMER PCT 016	479	121
0104 HOMER PCT 017	604	177
0105 HOMER PCT 018	614	138
0106 JACKSON PCT 001	583	169
0107 JACKSON PCT 002	558	174

CONSTITUTIONAL AMENDMENT PROPOSAL 1
 CRIME VICTIMS BILL OF RIGHTS

VOTES PERCENT

Vote for not more than 1

01 = YES

152,871 81.37

02 = NO

34,995 18.63

(CONTINUED FROM PREVIOUS PAGE)

	01	02
0108 JOLIET PCT 001	473	88
0109 JOLIET PCT 002	402	82
0110 JOLIET PCT 003	302	91
0111 JOLIET PCT 004	391	95
0112 JOLIET PCT 005	321	58
0113 JOLIET PCT 006	339	56
0114 JOLIET PCT 007	333	78
0115 JOLIET PCT 008	414	83
0116 JOLIET PCT 009	354	63
0117 JOLIET PCT 010	422	100
0118 JOLIET PCT 011	387	78
0119 JOLIET PCT 012	324	52
0120 JOLIET PCT 013	275	47
0121 JOLIET PCT 014	282	60
0122 JOLIET PCT 015	300	64
0123 JOLIET PCT 016	436	63
0124 JOLIET PCT 017	526	116
0125 JOLIET PCT 018	604	185
0126 JOLIET PCT 019	436	121
0127 JOLIET PCT 020	433	85
0128 JOLIET PCT 021	547	156
0129 JOLIET PCT 022	432	73
0130 JOLIET PCT 023	337	63
0131 JOLIET PCT 024	318	64
0132 JOLIET PCT 025	442	89
0133 JOLIET PCT 026	376	86
0134 JOLIET PCT 027	165	23
0135 JOLIET PCT 028	326	42
0136 JOLIET PCT 029	342	77
0137 JOLIET PCT 030	372	83
0138 JOLIET PCT 031	359	77
0139 JOLIET PCT 032	324	68
0140 JOLIET PCT 033	334	72
0141 JOLIET PCT 034	420	57
0142 JOLIET PCT 035	469	87
0143 JOLIET PCT 036	402	71
0144 JOLIET PCT 037	407	83
0145 LOCKPORT PCT 001	963	244
0146 LOCKPORT PCT 002	498	98
0147 LOCKPORT PCT 003	431	86
0148 LOCKPORT PCT 004	375	84
0149 LOCKPORT PCT 005	524	122
0150 LOCKPORT PCT 006	461	62
0151 LOCKPORT PCT 007	490	94
0152 LOCKPORT PCT 008	397	63
0153 LOCKPORT PCT 009	823	183
0154 LOCKPORT PCT 010	513	105
0155 LOCKPORT PCT 011	490	129
0156 LOCKPORT PCT 012	490	107
0157 LOCKPORT PCT 013	1121	222
0158 LOCKPORT PCT 014	460	126
0159 LOCKPORT PCT 015	351	82
0160 LOCKPORT PCT 016	501	123
0161 LOCKPORT PCT 017	588	166

VOTES PERCENT

CONSTITUTIONAL AMENDMENT PROPOSAL 1
 CRIME VICTIMS BILL OF RIGHTS

Vote for not more than 1

01 = YES	152,871	81.37
02 = NO	34,995	18.63

(CONTINUED FROM PREVIOUS PAGE)

	01	02
0162 LOCKPORT PCT 018	479	105
0163 LOCKPORT PCT 019	556	102
0164 LOCKPORT PCT 020	418	103
0165 LOCKPORT PCT 021	429	81
0166 LOCKPORT PCT 022	417	86
0167 LOCKPORT PCT 023	326	63
0168 LOCKPORT PCT 024	307	49
0169 MANHATTAN PCT 001	508	141
0170 MANHATTAN PCT 002	607	162
0171 MANHATTAN PCT 003	681	183
0172 MANHATTAN PCT 004	476	142
0173 MONEE PCT 001	438	78
0174 MONEE PCT 002	499	57
0175 MONEE PCT 003	502	115
0176 MONEE PCT 004	585	129
0177 MONEE PCT 005	423	37
0178 MONEE PCT 006	326	37
0179 MONEE PCT 007	466	54
0180 MONEE PCT 008	447	103
0181 NEW LENOX PCT 001	436	93
0182 NEW LENOX PCT 002	540	121
0183 NEW LENOX PCT 003	447	118
0184 NEW LENOX PCT 004	428	142
0185 NEW LENOX PCT 005	531	133
0186 NEW LENOX PCT 006	564	139
0187 NEW LENOX PCT 007	691	228
0188 NEW LENOX PCT 008	659	168
0189 NEW LENOX PCT 009	617	143
0190 NEW LENOX PCT 010	584	156
0191 NEW LENOX PCT 011	608	139
0192 NEW LENOX PCT 012	488	121
0193 NEW LENOX PCT 013	546	138
0194 NEW LENOX PCT 014	698	157
0195 NEW LENOX PCT 015	582	136
0196 NEW LENOX PCT 016	605	119
0197 NEW LENOX PCT 017	586	162
0198 NEW LENOX PCT 018	501	119
0199 NEW LENOX PCT 019	597	152
0200 NEW LENOX PCT 020	698	198
0201 PEOTONE PCT 001	568	206
0202 PEOTONE PCT 002	604	160
0203 PLAINFIELD PCT 001	483	102
0204 PLAINFIELD PCT 002	461	91
0205 PLAINFIELD PCT 003	499	113
0206 PLAINFIELD PCT 004	229	40
0207 PLAINFIELD PCT 005	448	83
0208 PLAINFIELD PCT 006	454	88
0209 PLAINFIELD PCT 007	413	66
0210 PLAINFIELD PCT 008	556	109
0211 PLAINFIELD PCT 009	579	120
0212 PLAINFIELD PCT 010	470	110
0213 PLAINFIELD PCT 011	211	16
0214 PLAINFIELD PCT 012	401	83
0215 PLAINFIELD PCT 013	588	166

VOTES PERCENT

CONSTITUTIONAL AMENDMENT PROPOSAL 1

CRIME VICTIMS BILL OF RIGHTS

Vote for not more than 1

01 = YES

152,871 81.37

02 = NO

34,995 18.63

(CONTINUED FROM PREVIOUS PAGE)

	01	02
0216 PLAINFIELD PCT 014	551	110
0217 PLAINFIELD PCT 015	559	123
0218 PLAINFIELD PCT 016	545	144
0219 PLAINFIELD PCT 017	411	92
0220 PLAINFIELD PCT 018	489	85
0221 PLAINFIELD PCT 019	395	67
0222 PLAINFIELD PCT 020	434	103
0223 PLAINFIELD PCT 021	470	106
0224 PLAINFIELD PCT 022	381	109
0225 PLAINFIELD PCT 023	433	93
0226 PLAINFIELD PCT 024	509	130
0227 PLAINFIELD PCT 025	415	95
0228 PLAINFIELD PCT 026	332	70
0229 PLAINFIELD PCT 027	467	107
0230 PLAINFIELD PCT 028	428	83
0231 PLAINFIELD PCT 029	426	93
0232 PLAINFIELD PCT 030	455	120
0233 PLAINFIELD PCT 031	477	72
0234 PLAINFIELD PCT 032	434	79
0235 PLAINFIELD PCT 033	514	138
0236 PLAINFIELD PCT 034	344	90
0237 PLAINFIELD PCT 035	436	76
0238 PLAINFIELD PCT 036	439	116
0239 REED PCT 001	469	151
0240 REED PCT 002	536	129
0241 REED PCT 003	462	152
0242 TROY PCT 001	459	57
0243 TROY PCT 002	447	72
0244 TROY PCT 003	456	99
0245 TROY PCT 004	479	103
0246 TROY PCT 005	479	136
0247 TROY PCT 006	306	71
0248 TROY PCT 007	550	121
0249 TROY PCT 008	524	148
0250 TROY PCT 009	496	152
0251 TROY PCT 010	587	134
0252 TROY PCT 011	688	237
0253 TROY PCT 012	511	163
0254 TROY PCT 013	817	176
0255 TROY PCT 014	588	138
0256 TROY PCT 015	634	164
0257 TROY PCT 016	592	132
0258 TROY PCT 017	649	183
0259 TROY PCT 018	425	63
0260 TROY PCT 019	393	72
0261 TROY PCT 020	605	166
0262 TROY PCT 021	469	147
0263 TROY PCT 022	319	66
0264 TROY PCT 023	512	114
0265 WASHINGTON PCT 001	520	140
0266 WASHINGTON PCT 002	557	148
0267 WASHINGTON PCT 003	464	155
0268 WESLEY PCT 001	541	162
0269 WHEATLAND PCT 001	2611	494

CONSTITUTIONAL AMENDMENT PROPOSAL 1
 CRIME VICTIMS BILL OF RIGHTS

VOTES PERCENT

Vote for not more than 1

01 = YES	152,871	81.37
02 = NO	34,995	18.63

(CONTINUED FROM PREVIOUS PAGE)

	01	02
0270 WHEATLAND PCT 002	670	174
0271 WHEATLAND PCT 003	484	135
0272 WHEATLAND PCT 004	563	95
0273 WHEATLAND PCT 005	591	133
0274 WHEATLAND PCT 006	552	87
0275 WHEATLAND PCT 007	574	130
0276 WHEATLAND PCT 008	560	146
0277 WHEATLAND PCT 009	679	127
0278 WHEATLAND PCT 010	519	154
0279 WHEATLAND PCT 011	470	128
0280 WHEATLAND PCT 012	462	109
0281 WHEATLAND PCT 013	465	129
0282 WHEATLAND PCT 014	561	177
0283 WHEATLAND PCT 015	505	111
0284 WHEATLAND PCT 016	582	117
0285 WHEATLAND PCT 017	594	120
0286 WHEATLAND PCT 018	632	111
0287 WHEATLAND PCT 019	494	87
0288 WHEATLAND PCT 020	496	106
0289 WHEATLAND PCT 021	478	114
0290 WHEATLAND PCT 022	469	124
0291 WHEATLAND PCT 023	524	93
0292 WHEATLAND PCT 024	477	107
0293 WHEATLAND PCT 025	575	129
0294 WHEATLAND PCT 026	745	177
0295 WHEATLAND PCT 027	520	96
0296 WHEATLAND PCT 028	611	137
0297 WHEATLAND PCT 029	634	156
0298 WHEATLAND PCT 030	592	132
0299 WILL PCT 001	470	107
0300 WILMINGTON PCT 001	448	130
0301 WILMINGTON PCT 002	462	118
0302 WILMINGTON PCT 003	509	139
0303 WILTON PCT 001	298	91

CONSTITUTIONAL AMENDMENT PROPOSAL 2
SUFFRAGE AND ELECTIONS

VOTES PERCENT

Vote for not more than 1

01 = YES

128,493 68.57

02 = NO

58,909 31.43

	01	02
0001 CHANNAHON PCT 001	421	251
0002 CHANNAHON PCT 002	513	294
0003 CHANNAHON PCT 003	439	270
0004 CHANNAHON PCT 004	441	245
0005 CHANNAHON PCT 005	415	184
0006 CRETE PCT 001	493	118
0007 CRETE PCT 002	388	110
0008 CRETE PCT 003	375	118
0009 CRETE PCT 004	500	183
0010 CRETE PCT 005	509	117
0011 CRETE PCT 006	448	228
0012 CRETE PCT 007	488	163
0013 CRETE PCT 008	463	191
0014 CRETE PCT 009	390	175
0015 CRETE PCT 010	327	132
0016 CRETE PCT 011	359	203
0017 CRETE PCT 012	398	218
0018 CUSTER PCT 001	329	228
0019 DU PAGE PCT 001	538	228
0020 DU PAGE PCT 002	513	230
0021 DU PAGE PCT 003	524	282
0022 DU PAGE PCT 004	375	169
0023 DU PAGE PCT 005	388	172
0024 DU PAGE PCT 006	429	145
0025 DU PAGE PCT 007	491	257
0026 DU PAGE PCT 008	453	146
0027 DU PAGE PCT 009	344	150
0028 DU PAGE PCT 010	476	141
0029 DU PAGE PCT 011	428	130
0030 DU PAGE PCT 012	421	148
0031 DU PAGE PCT 013	464	111
0032 DU PAGE PCT 014	456	163
0033 DU PAGE PCT 015	421	129
0034 DU PAGE PCT 016	478	142
0035 DU PAGE PCT 017	482	128
0036 DU PAGE PCT 018	434	142
0037 DU PAGE PCT 019	416	140
0038 DU PAGE PCT 020	368	100
0039 DU PAGE PCT 021	452	135
0040 DU PAGE PCT 022	453	144
0041 DU PAGE PCT 023	378	113
0042 DU PAGE PCT 024	319	126
0043 DU PAGE PCT 025	388	142
0044 DU PAGE PCT 026	353	121
0045 DU PAGE PCT 027	463	107
0046 DU PAGE PCT 028	409	100
0047 DU PAGE PCT 029	430	120
0048 DU PAGE PCT 030	398	102
0049 DU PAGE PCT 031	405	132
0050 DU PAGE PCT 032	463	156
0051 DU PAGE PCT 033	430	171
0052 DU PAGE PCT 034	507	183
0053 DU PAGE PCT 035	227	47
0054 DU PAGE PCT 036	425	199

City of Aurora results have been added to WHEATLAND PCT 001

For City of Aurora's precinct breakdown – refer to that section of this book

VOTES PERCENT

CONSTITUTIONAL AMENDMENT PROPOSAL 2
 SUFFRAGE AND ELECTIONS

Vote for not more than 1

01 = YES

128,493 68.57

02 = NO

58,909 31.43

(CONTINUED FROM PREVIOUS PAGE)

	01	02
0055 DU PAGE PCT 037	357	145
0056 FLORENCE PCT 001	183	133
0057 FRANKFORT PCT 001	456	236
0058 FRANKFORT PCT 002	493	283
0059 FRANKFORT PCT 003	459	194
0060 FRANKFORT PCT 004	383	233
0061 FRANKFORT PCT 005	387	210
0062 FRANKFORT PCT 006	419	224
0063 FRANKFORT PCT 007	443	211
0064 FRANKFORT PCT 008	446	208
0065 FRANKFORT PCT 009	490	182
0066 FRANKFORT PCT 010	498	179
0067 FRANKFORT PCT 011	416	209
0068 FRANKFORT PCT 012	433	246
0069 FRANKFORT PCT 013	406	213
0070 FRANKFORT PCT 014	400	184
0071 FRANKFORT PCT 015	391	185
0072 FRANKFORT PCT 016	447	217
0073 FRANKFORT PCT 017	587	384
0074 FRANKFORT PCT 018	464	303
0075 FRANKFORT PCT 019	428	167
0076 FRANKFORT PCT 020	456	228
0077 FRANKFORT PCT 021	420	253
0078 FRANKFORT PCT 022	477	276
0079 FRANKFORT PCT 023	443	245
0080 FRANKFORT PCT 024	478	179
0081 FRANKFORT PCT 025	475	257
0082 FRANKFORT PCT 026	447	300
0083 FRANKFORT PCT 027	369	228
0084 FRANKFORT PCT 028	502	251
0085 FRANKFORT PCT 029	540	312
0086 GREEN GARDEN PCT 001	368	345
0087 GREEN GARDEN PCT 002	429	295
0088 HOMER PCT 001	388	203
0089 HOMER PCT 002	477	317
0090 HOMER PCT 003	393	250
0091 HOMER PCT 004	489	291
0092 HOMER PCT 005	356	205
0093 HOMER PCT 006	423	237
0094 HOMER PCT 007	416	232
0095 HOMER PCT 008	342	250
0096 HOMER PCT 009	370	178
0097 HOMER PCT 010	461	214
0098 HOMER PCT 011	402	224
0099 HOMER PCT 012	434	320
0100 HOMER PCT 013	352	254
0101 HOMER PCT 014	568	342
0102 HOMER PCT 015	509	245
0103 HOMER PCT 016	364	223
0104 HOMER PCT 017	448	321
0105 HOMER PCT 018	500	238
0106 JACKSON PCT 001	455	295
0107 JACKSON PCT 002	438	295
0108 JOLIET PCT 001	454	109

VOTES PERCENT

CONSTITUTIONAL AMENDMENT PROPOSAL 2
 SUFFRAGE AND ELECTIONS

Vote for not more than 1

01 = YES	128,493	68.57
02 = NO	58,909	31.43

(CONTINUED FROM PREVIOUS PAGE)

	01	02
0109 JOLIET PCT 002	348	139
0110 JOLIET PCT 003	274	123
0111 JOLIET PCT 004	338	151
0112 JOLIET PCT 005	330	57
0113 JOLIET PCT 006	323	65
0114 JOLIET PCT 007	327	93
0115 JOLIET PCT 008	363	139
0116 JOLIET PCT 009	336	82
0117 JOLIET PCT 010	363	164
0118 JOLIET PCT 011	341	133
0119 JOLIET PCT 012	284	89
0120 JOLIET PCT 013	275	49
0121 JOLIET PCT 014	274	73
0122 JOLIET PCT 015	270	92
0123 JOLIET PCT 016	416	101
0124 JOLIET PCT 017	478	173
0125 JOLIET PCT 018	535	250
0126 JOLIET PCT 019	396	164
0127 JOLIET PCT 020	397	127
0128 JOLIET PCT 021	481	220
0129 JOLIET PCT 022	379	126
0130 JOLIET PCT 023	317	88
0131 JOLIET PCT 024	295	94
0132 JOLIET PCT 025	378	155
0133 JOLIET PCT 026	343	129
0134 JOLIET PCT 027	141	46
0135 JOLIET PCT 028	322	51
0136 JOLIET PCT 029	322	105
0137 JOLIET PCT 030	339	118
0138 JOLIET PCT 031	297	128
0139 JOLIET PCT 032	339	50
0140 JOLIET PCT 033	279	128
0141 JOLIET PCT 034	421	68
0142 JOLIET PCT 035	469	98
0143 JOLIET PCT 036	389	87
0144 JOLIET PCT 037	375	122
0145 LOCKPORT PCT 001	811	397
0146 LOCKPORT PCT 002	428	166
0147 LOCKPORT PCT 003	365	144
0148 LOCKPORT PCT 004	314	145
0149 LOCKPORT PCT 005	424	227
0150 LOCKPORT PCT 006	412	111
0151 LOCKPORT PCT 007	448	141
0152 LOCKPORT PCT 008	387	78
0153 LOCKPORT PCT 009	720	300
0154 LOCKPORT PCT 010	431	170
0155 LOCKPORT PCT 011	428	189
0156 LOCKPORT PCT 012	391	192
0157 LOCKPORT PCT 013	947	414
0158 LOCKPORT PCT 014	380	204
0159 LOCKPORT PCT 015	329	106
0160 LOCKPORT PCT 016	448	178
0161 LOCKPORT PCT 017	482	255
0162 LOCKPORT PCT 018	410	172

CONSTITUTIONAL AMENDMENT PROPOSAL 2
 SUFFRAGE AND ELECTIONS

VOTES PERCENT

Vote for not more than 1

01 = YES	128,493	68.57
02 = NO	58,909	31.43

(CONTINUED FROM PREVIOUS PAGE)

	01	02
0163 LOCKPORT PCT 019	483	172
0164 LOCKPORT PCT 020	358	155
0165 LOCKPORT PCT 021	388	128
0166 LOCKPORT PCT 022	352	146
0167 LOCKPORT PCT 023	273	121
0168 LOCKPORT PCT 024	294	67
0169 MANHATTAN PCT 001	398	247
0170 MANHATTAN PCT 002	487	280
0171 MANHATTAN PCT 003	532	331
0172 MANHATTAN PCT 004	371	234
0173 MONEE PCT 001	394	123
0174 MONEE PCT 002	503	60
0175 MONEE PCT 003	424	178
0176 MONEE PCT 004	524	188
0177 MONEE PCT 005	413	42
0178 MONEE PCT 006	322	43
0179 MONEE PCT 007	468	58
0180 MONEE PCT 008	367	186
0181 NEW LENOX PCT 001	352	177
0182 NEW LENOX PCT 002	394	263
0183 NEW LENOX PCT 003	352	208
0184 NEW LENOX PCT 004	371	211
0185 NEW LENOX PCT 005	412	241
0186 NEW LENOX PCT 006	430	271
0187 NEW LENOX PCT 007	513	391
0188 NEW LENOX PCT 008	483	337
0189 NEW LENOX PCT 009	462	289
0190 NEW LENOX PCT 010	450	284
0191 NEW LENOX PCT 011	457	274
0192 NEW LENOX PCT 012	373	230
0193 NEW LENOX PCT 013	428	248
0194 NEW LENOX PCT 014	556	301
0195 NEW LENOX PCT 015	435	273
0196 NEW LENOX PCT 016	457	265
0197 NEW LENOX PCT 017	464	268
0198 NEW LENOX PCT 018	399	225
0199 NEW LENOX PCT 019	453	276
0200 NEW LENOX PCT 020	546	347
0201 PEOTONE PCT 001	457	304
0202 PEOTONE PCT 002	482	287
0203 PLAINFIELD PCT 001	412	173
0204 PLAINFIELD PCT 002	368	177
0205 PLAINFIELD PCT 003	393	222
0206 PLAINFIELD PCT 004	211	60
0207 PLAINFIELD PCT 005	386	141
0208 PLAINFIELD PCT 006	407	135
0209 PLAINFIELD PCT 007	384	102
0210 PLAINFIELD PCT 008	467	193
0211 PLAINFIELD PCT 009	491	216
0212 PLAINFIELD PCT 010	396	177
0213 PLAINFIELD PCT 011	182	48
0214 PLAINFIELD PCT 012	367	125
0215 PLAINFIELD PCT 013	495	257
0216 PLAINFIELD PCT 014	457	194

CONSTITUTIONAL AMENDMENT PROPOSAL 2
 SUFFRAGE AND ELECTIONS

VOTES PERCENT

Vote for not more than 1

01 = YES	128,493	68.57
02 = NO	58,909	31.43

(CONTINUED FROM PREVIOUS PAGE)

	01	02
0217 PLAINFIELD PCT 015	453	225
0218 PLAINFIELD PCT 016	464	225
0219 PLAINFIELD PCT 017	363	137
0220 PLAINFIELD PCT 018	418	154
0221 PLAINFIELD PCT 019	329	127
0222 PLAINFIELD PCT 020	372	167
0223 PLAINFIELD PCT 021	382	197
0224 PLAINFIELD PCT 022	335	153
0225 PLAINFIELD PCT 023	359	158
0226 PLAINFIELD PCT 024	432	216
0227 PLAINFIELD PCT 025	354	153
0228 PLAINFIELD PCT 026	301	101
0229 PLAINFIELD PCT 027	430	143
0230 PLAINFIELD PCT 028	363	145
0231 PLAINFIELD PCT 029	354	168
0232 PLAINFIELD PCT 030	398	172
0233 PLAINFIELD PCT 031	374	179
0234 PLAINFIELD PCT 032	373	140
0235 PLAINFIELD PCT 033	450	201
0236 PLAINFIELD PCT 034	288	141
0237 PLAINFIELD PCT 035	385	133
0238 PLAINFIELD PCT 036	370	189
0239 REED PCT 001	387	232
0240 REED PCT 002	408	247
0241 REED PCT 003	386	218
0242 TROY PCT 001	374	142
0243 TROY PCT 002	391	122
0244 TROY PCT 003	390	148
0245 TROY PCT 004	393	181
0246 TROY PCT 005	402	203
0247 TROY PCT 006	252	122
0248 TROY PCT 007	448	216
0249 TROY PCT 008	458	222
0250 TROY PCT 009	432	227
0251 TROY PCT 010	469	253
0252 TROY PCT 011	573	348
0253 TROY PCT 012	428	248
0254 TROY PCT 013	716	278
0255 TROY PCT 014	494	226
0256 TROY PCT 015	500	298
0257 TROY PCT 016	532	205
0258 TROY PCT 017	522	302
0259 TROY PCT 018	377	115
0260 TROY PCT 019	363	102
0261 TROY PCT 020	503	267
0262 TROY PCT 021	389	237
0263 TROY PCT 022	237	151
0264 TROY PCT 023	433	192
0265 WASHINGTON PCT 001	446	210
0266 WASHINGTON PCT 002	439	258
0267 WASHINGTON PCT 003	389	215
0268 WESLEY PCT 001	423	268
0269 WHEATLAND PCT 001	2346	753
0270 WHEATLAND PCT 002	543	305

CONSTITUTIONAL AMENDMENT PROPOSAL 2
 SUFFRAGE AND ELECTIONS

VOTES PERCENT

Vote for not more than 1
 01 = YES
 02 = NO

128,493 68.57
 58,909 31.43


(CONTINUED FROM PREVIOUS PAGE)

	01	02
0271 WHEATLAND PCT 003	376	244
0272 WHEATLAND PCT 004	500	167
0273 WHEATLAND PCT 005	483	248
0274 WHEATLAND PCT 006	426	211
0275 WHEATLAND PCT 007	414	292
0276 WHEATLAND PCT 008	455	248
0277 WHEATLAND PCT 009	544	257
0278 WHEATLAND PCT 010	454	225
0279 WHEATLAND PCT 011	429	175
0280 WHEATLAND PCT 012	402	172
0281 WHEATLAND PCT 013	370	218
0282 WHEATLAND PCT 014	485	246
0283 WHEATLAND PCT 015	410	208
0284 WHEATLAND PCT 016	428	267
0285 WHEATLAND PCT 017	487	230
0286 WHEATLAND PCT 018	470	268
0287 WHEATLAND PCT 019	400	173
0288 WHEATLAND PCT 020	325	270
0289 WHEATLAND PCT 021	393	198
0290 WHEATLAND PCT 022	464	140
0291 WHEATLAND PCT 023	440	177
0292 WHEATLAND PCT 024	379	206
0293 WHEATLAND PCT 025	485	215
0294 WHEATLAND PCT 026	555	362
0295 WHEATLAND PCT 027	454	157
0296 WHEATLAND PCT 028	447	297
0297 WHEATLAND PCT 029	551	237
0298 WHEATLAND PCT 030	473	241
0299 WILL PCT 001	324	248
0300 WILMINGTON PCT 001	379	191
0301 WILMINGTON PCT 002	372	212
0302 WILMINGTON PCT 003	395	249
0303 WILTON PCT 001	208	173



Nancy Schultz Voots

W I L L C O U N T Y C L E R K

A large, semi-transparent American flag is positioned in the background, with its stars and stripes visible. The flag is oriented vertically, with the stars on the left and the stripes on the right.

**ILLINOIS
STATEWIDE
ADVISORY
QUESTIONS**

(3 QUESTIONS)

VOTES PERCENT

STATE ADVISORY QUESTION 1 MINIMUM WAGE

Vote for not more than 1

01 = YES

126,108 65.18

02 = NO

67,370 34.82

01 02

0001 CHANNAHON PCT 001	392	298
0002 CHANNAHON PCT 002	450	380
0003 CHANNAHON PCT 003	455	283
0004 CHANNAHON PCT 004	408	298
0005 CHANNAHON PCT 005	368	258
0006 CRETE PCT 001	502	128
0007 CRETE PCT 002	398	116
0008 CRETE PCT 003	370	139
0009 CRETE PCT 004	484	212
0010 CRETE PCT 005	508	138
0011 CRETE PCT 006	430	262
0012 CRETE PCT 007	490	178
0013 CRETE PCT 008	474	199
0014 CRETE PCT 009	375	217
0015 CRETE PCT 010	352	136
0016 CRETE PCT 011	319	257
0017 CRETE PCT 012	364	265
0018 CUSTER PCT 001	317	249
0019 DU PAGE PCT 001	487	309
0020 DU PAGE PCT 002	438	325
0021 DU PAGE PCT 003	468	367
0022 DU PAGE PCT 004	353	199
0023 DU PAGE PCT 005	390	170
0024 DU PAGE PCT 006	418	167
0025 DU PAGE PCT 007	414	352
0026 DU PAGE PCT 008	485	133
0027 DU PAGE PCT 009	353	164
0028 DU PAGE PCT 010	472	157
0029 DU PAGE PCT 011	434	130
0030 DU PAGE PCT 012	442	143
0031 DU PAGE PCT 013	500	99
0032 DU PAGE PCT 014	436	197
0033 DU PAGE PCT 015	420	145
0034 DU PAGE PCT 016	449	186
0035 DU PAGE PCT 017	463	164
0036 DU PAGE PCT 018	456	142
0037 DU PAGE PCT 019	441	133
0038 DU PAGE PCT 020	401	82
0039 DU PAGE PCT 021	457	149
0040 DU PAGE PCT 022	439	167
0041 DU PAGE PCT 023	381	124
0042 DU PAGE PCT 024	349	112
0043 DU PAGE PCT 025	428	119
0044 DU PAGE PCT 026	350	125
0045 DU PAGE PCT 027	490	96
0046 DU PAGE PCT 028	419	102
0047 DU PAGE PCT 029	415	149
0048 DU PAGE PCT 030	420	90
0049 DU PAGE PCT 031	378	172
0050 DU PAGE PCT 032	472	163
0051 DU PAGE PCT 033	453	171
0052 DU PAGE PCT 034	523	185
0053 DU PAGE PCT 035	244	36
0054 DU PAGE PCT 036	463	179
0055 DU PAGE PCT 037	358	156

**City of Aurora results have been
added to WHEATLAND PCT 001**

**For City of Aurora's precinct
breakdown – refer to that
section of this book**

VOTES PERCENT

STATE ADVISORY QUESTION 1 MINIMUM WAGE

Vote for not more than 1

01 = YES	126,108	65.18
02 = NO	67,370	34.82

(CONTINUED FROM PREVIOUS PAGE)

 01 02

0056 FLORENCE PCT 001	195	133
0057 FRANKFORT PCT 001	412	296
0058 FRANKFORT PCT 002	481	317
0059 FRANKFORT PCT 003	413	261
0060 FRANKFORT PCT 004	384	257
0061 FRANKFORT PCT 005	336	290
0062 FRANKFORT PCT 006	392	274
0063 FRANKFORT PCT 007	427	256
0064 FRANKFORT PCT 008	424	254
0065 FRANKFORT PCT 009	446	253
0066 FRANKFORT PCT 010	487	220
0067 FRANKFORT PCT 011	411	240
0068 FRANKFORT PCT 012	420	300
0069 FRANKFORT PCT 013	387	258
0070 FRANKFORT PCT 014	391	213
0071 FRANKFORT PCT 015	367	222
0072 FRANKFORT PCT 016	446	244
0073 FRANKFORT PCT 017	498	516
0074 FRANKFORT PCT 018	408	380
0075 FRANKFORT PCT 019	379	234
0076 FRANKFORT PCT 020	434	271
0077 FRANKFORT PCT 021	403	297
0078 FRANKFORT PCT 022	459	328
0079 FRANKFORT PCT 023	397	325
0080 FRANKFORT PCT 024	439	234
0081 FRANKFORT PCT 025	431	329
0082 FRANKFORT PCT 026	373	402
0083 FRANKFORT PCT 027	354	269
0084 FRANKFORT PCT 028	529	264
0085 FRANKFORT PCT 029	443	431
0086 GREEN GARDEN PCT 001	355	381
0087 GREEN GARDEN PCT 002	355	380
0088 HOMER PCT 001	348	269
0089 HOMER PCT 002	451	369
0090 HOMER PCT 003	389	277
0091 HOMER PCT 004	445	358
0092 HOMER PCT 005	335	238
0093 HOMER PCT 006	405	277
0094 HOMER PCT 007	433	246
0095 HOMER PCT 008	358	255
0096 HOMER PCT 009	365	212
0097 HOMER PCT 010	404	295
0098 HOMER PCT 011	376	274
0099 HOMER PCT 012	425	355
0100 HOMER PCT 013	355	276
0101 HOMER PCT 014	549	387
0102 HOMER PCT 015	504	283
0103 HOMER PCT 016	338	273
0104 HOMER PCT 017	369	426
0105 HOMER PCT 018	454	316
0106 JACKSON PCT 001	493	279
0107 JACKSON PCT 002	486	268
0108 JOLIET PCT 001	483	96
0109 JOLIET PCT 002	365	141
0110 JOLIET PCT 003	299	109

VOTES PERCENT

STATE ADVISORY QUESTION 1 MINIMUM WAGE

Vote for not more than 1

01 = YES

126,108 65.18

02 = NO

67,370 34.82

(CONTINUED FROM PREVIOUS PAGE)

	01	02
0111 JOLIET PCT 004	356	148
0112 JOLIET PCT 005	390	22
0113 JOLIET PCT 006	386	23
0114 JOLIET PCT 007	395	39
0115 JOLIET PCT 008	393	122
0116 JOLIET PCT 009	354	80
0117 JOLIET PCT 010	375	168
0118 JOLIET PCT 011	357	127
0119 JOLIET PCT 012	318	69
0120 JOLIET PCT 013	320	22
0121 JOLIET PCT 014	327	31
0122 JOLIET PCT 015	295	75
0123 JOLIET PCT 016	461	65
0124 JOLIET PCT 017	460	221
0125 JOLIET PCT 018	523	307
0126 JOLIET PCT 019	396	181
0127 JOLIET PCT 020	422	129
0128 JOLIET PCT 021	484	239
0129 JOLIET PCT 022	411	110
0130 JOLIET PCT 023	350	69
0131 JOLIET PCT 024	341	68
0132 JOLIET PCT 025	409	135
0133 JOLIET PCT 026	371	116
0134 JOLIET PCT 027	162	31
0135 JOLIET PCT 028	375	19
0136 JOLIET PCT 029	365	79
0137 JOLIET PCT 030	354	109
0138 JOLIET PCT 031	314	134
0139 JOLIET PCT 032	393	16
0140 JOLIET PCT 033	329	93
0141 JOLIET PCT 034	490	25
0142 JOLIET PCT 035	505	81
0143 JOLIET PCT 036	457	40
0144 JOLIET PCT 037	420	102
0145 LOCKPORT PCT 001	867	387
0146 LOCKPORT PCT 002	456	160
0147 LOCKPORT PCT 003	391	132
0148 LOCKPORT PCT 004	339	132
0149 LOCKPORT PCT 005	417	244
0150 LOCKPORT PCT 006	397	136
0151 LOCKPORT PCT 007	463	134
0152 LOCKPORT PCT 008	415	66
0153 LOCKPORT PCT 009	736	310
0154 LOCKPORT PCT 010	435	199
0155 LOCKPORT PCT 011	450	189
0156 LOCKPORT PCT 012	367	231
0157 LOCKPORT PCT 013	942	455
0158 LOCKPORT PCT 014	381	227
0159 LOCKPORT PCT 015	354	96
0160 LOCKPORT PCT 016	424	217
0161 LOCKPORT PCT 017	475	286
0162 LOCKPORT PCT 018	413	196
0163 LOCKPORT PCT 019	497	190
0164 LOCKPORT PCT 020	332	195
0165 LOCKPORT PCT 021	402	130

VOTES PERCENT

STATE ADVISORY QUESTION 1 MINIMUM WAGE

Vote for not more than 1

01 = YES

126,108 65.18

02 = NO

67,370 34.82

(CONTINUED FROM PREVIOUS PAGE)

	01	02
0166 LOCKPORT PCT 022	371	152
0167 LOCKPORT PCT 023	313	93
0168 LOCKPORT PCT 024	351	26
0169 MANHATTAN PCT 001	393	270
0170 MANHATTAN PCT 002	461	332
0171 MANHATTAN PCT 003	460	427
0172 MANHATTAN PCT 004	340	291
0173 MONEE PCT 001	423	104
0174 MONEE PCT 002	524	55
0175 MONEE PCT 003	422	204
0176 MONEE PCT 004	500	236
0177 MONEE PCT 005	476	9
0178 MONEE PCT 006	365	21
0179 MONEE PCT 007	523	21
0180 MONEE PCT 008	345	228
0181 NEW LENOX PCT 001	316	224
0182 NEW LENOX PCT 002	404	269
0183 NEW LENOX PCT 003	346	234
0184 NEW LENOX PCT 004	315	272
0185 NEW LENOX PCT 005	405	270
0186 NEW LENOX PCT 006	378	335
0187 NEW LENOX PCT 007	474	456
0188 NEW LENOX PCT 008	457	382
0189 NEW LENOX PCT 009	467	312
0190 NEW LENOX PCT 010	462	298
0191 NEW LENOX PCT 011	459	301
0192 NEW LENOX PCT 012	385	248
0193 NEW LENOX PCT 013	411	283
0194 NEW LENOX PCT 014	508	367
0195 NEW LENOX PCT 015	399	333
0196 NEW LENOX PCT 016	455	286
0197 NEW LENOX PCT 017	448	318
0198 NEW LENOX PCT 018	376	263
0199 NEW LENOX PCT 019	406	359
0200 NEW LENOX PCT 020	487	438
0201 PEOTONE PCT 001	425	369
0202 PEOTONE PCT 002	443	348
0203 PLAINFIELD PCT 001	382	219
0204 PLAINFIELD PCT 002	360	206
0205 PLAINFIELD PCT 003	380	266
0206 PLAINFIELD PCT 004	211	68
0207 PLAINFIELD PCT 005	391	139
0208 PLAINFIELD PCT 006	403	152
0209 PLAINFIELD PCT 007	403	104
0210 PLAINFIELD PCT 008	439	237
0211 PLAINFIELD PCT 009	448	278
0212 PLAINFIELD PCT 010	355	236
0213 PLAINFIELD PCT 011	181	55
0214 PLAINFIELD PCT 012	374	127
0215 PLAINFIELD PCT 013	428	339
0216 PLAINFIELD PCT 014	400	269
0217 PLAINFIELD PCT 015	422	273
0218 PLAINFIELD PCT 016	456	248
0219 PLAINFIELD PCT 017	358	160
0220 PLAINFIELD PCT 018	412	173

VOTES PERCENT

STATE ADVISORY QUESTION 1 MINIMUM WAGE

Vote for not more than 1

01 = YES 126,108 65.18
 02 = NO 67,370 34.82

(CONTINUED FROM PREVIOUS PAGE)

	01	02
0221 PLAINFIELD PCT 019	349	129
0222 PLAINFIELD PCT 020	362	186
0223 PLAINFIELD PCT 021	340	247
0224 PLAINFIELD PCT 022	310	197
0225 PLAINFIELD PCT 023	351	187
0226 PLAINFIELD PCT 024	423	235
0227 PLAINFIELD PCT 025	364	164
0228 PLAINFIELD PCT 026	305	106
0229 PLAINFIELD PCT 027	404	179
0230 PLAINFIELD PCT 028	360	164
0231 PLAINFIELD PCT 029	327	208
0232 PLAINFIELD PCT 030	354	230
0233 PLAINFIELD PCT 031	365	196
0234 PLAINFIELD PCT 032	359	165
0235 PLAINFIELD PCT 033	456	217
0236 PLAINFIELD PCT 034	301	139
0237 PLAINFIELD PCT 035	369	161
0238 PLAINFIELD PCT 036	377	187
0239 REED PCT 001	393	244
0240 REED PCT 002	419	258
0241 REED PCT 003	412	221
0242 TROY PCT 001	386	144
0243 TROY PCT 002	379	151
0244 TROY PCT 003	381	180
0245 TROY PCT 004	399	197
0246 TROY PCT 005	418	220
0247 TROY PCT 006	277	112
0248 TROY PCT 007	434	255
0249 TROY PCT 008	464	238
0250 TROY PCT 009	438	246
0251 TROY PCT 010	460	283
0252 TROY PCT 011	517	435
0253 TROY PCT 012	472	228
0254 TROY PCT 013	686	330
0255 TROY PCT 014	444	308
0256 TROY PCT 015	484	322
0257 TROY PCT 016	553	210
0258 TROY PCT 017	481	373
0259 TROY PCT 018	385	118
0260 TROY PCT 019	380	107
0261 TROY PCT 020	502	301
0262 TROY PCT 021	375	269
0263 TROY PCT 022	223	177
0264 TROY PCT 023	416	225
0265 WASHINGTON PCT 001	400	279
0266 WASHINGTON PCT 002	394	328
0267 WASHINGTON PCT 003	332	308
0268 WESLEY PCT 001	433	291
0269 WHEATLAND PCT 001	2155	1038
0270 WHEATLAND PCT 002	522	341
0271 WHEATLAND PCT 003	358	290
0272 WHEATLAND PCT 004	499	185
0273 WHEATLAND PCT 005	430	321
0274 WHEATLAND PCT 006	383	278
0275 WHEATLAND PCT 007	396	329

VOTES PERCENT

STATE ADVISORY QUESTION 1 MINIMUM WAGE

Vote for not more than 1

01 = YES

126,108 65.18

02 = NO

67,370 34.82

(CONTINUED FROM PREVIOUS PAGE)

	01	02
0276 WHEATLAND PCT 008	415	315
0277 WHEATLAND PCT 009	528	294
0278 WHEATLAND PCT 010	397	297
0279 WHEATLAND PCT 011	359	260
0280 WHEATLAND PCT 012	365	237
0281 WHEATLAND PCT 013	363	242
0282 WHEATLAND PCT 014	425	337
0283 WHEATLAND PCT 015	398	239
0284 WHEATLAND PCT 016	395	322
0285 WHEATLAND PCT 017	476	266
0286 WHEATLAND PCT 018	436	320
0287 WHEATLAND PCT 019	406	184
0288 WHEATLAND PCT 020	281	322
0289 WHEATLAND PCT 021	351	262
0290 WHEATLAND PCT 022	462	157
0291 WHEATLAND PCT 023	407	222
0292 WHEATLAND PCT 024	332	273
0293 WHEATLAND PCT 025	414	305
0294 WHEATLAND PCT 026	465	480
0295 WHEATLAND PCT 027	458	174
0296 WHEATLAND PCT 028	421	339
0297 WHEATLAND PCT 029	504	290
0298 WHEATLAND PCT 030	422	317
0299 WILL PCT 001	291	305
0300 WILMINGTON PCT 001	369	221
0301 WILMINGTON PCT 002	380	220
0302 WILMINGTON PCT 003	415	253
0303 WILTON PCT 001	190	210

VOTES PERCENT

STATE ADVISORY QUESTION 2 HEALTH INSURANCE

Vote for not more than 1

01 = YES

02 = NO

122,519 63.61
70,105 36.39

	01	02
0001 CHANNAHON PCT 001	402	284
0002 CHANNAHON PCT 002	478	350
0003 CHANNAHON PCT 003	434	302
0004 CHANNAHON PCT 004	417	289
0005 CHANNAHON PCT 005	387	240
0006 CRETE PCT 001	487	142
0007 CRETE PCT 002	386	127
0008 CRETE PCT 003	367	139
0009 CRETE PCT 004	445	246
0010 CRETE PCT 005	468	169
0011 CRETE PCT 006	421	275
0012 CRETE PCT 007	466	201
0013 CRETE PCT 008	456	214
0014 CRETE PCT 009	374	216
0015 CRETE PCT 010	305	177
0016 CRETE PCT 011	285	287
0017 CRETE PCT 012	341	290
0018 CUSTER PCT 001	326	237
0019 DU PAGE PCT 001	477	315
0020 DU PAGE PCT 002	436	330
0021 DU PAGE PCT 003	471	356
0022 DU PAGE PCT 004	345	207
0023 DU PAGE PCT 005	380	181
0024 DU PAGE PCT 006	386	195
0025 DU PAGE PCT 007	448	319
0026 DU PAGE PCT 008	436	176
0027 DU PAGE PCT 009	334	171
0028 DU PAGE PCT 010	456	170
0029 DU PAGE PCT 011	408	156
0030 DU PAGE PCT 012	416	165
0031 DU PAGE PCT 013	441	156
0032 DU PAGE PCT 014	426	201
0033 DU PAGE PCT 015	397	170
0034 DU PAGE PCT 016	440	189
0035 DU PAGE PCT 017	464	159
0036 DU PAGE PCT 018	431	162
0037 DU PAGE PCT 019	415	153
0038 DU PAGE PCT 020	370	110
0039 DU PAGE PCT 021	448	155
0040 DU PAGE PCT 022	421	179
0041 DU PAGE PCT 023	364	141
0042 DU PAGE PCT 024	332	127
0043 DU PAGE PCT 025	407	139
0044 DU PAGE PCT 026	327	140
0045 DU PAGE PCT 027	443	137
0046 DU PAGE PCT 028	393	123
0047 DU PAGE PCT 029	422	137
0048 DU PAGE PCT 030	381	126
0049 DU PAGE PCT 031	366	181
0050 DU PAGE PCT 032	442	182
0051 DU PAGE PCT 033	421	198
0052 DU PAGE PCT 034	351	354
0053 DU PAGE PCT 035	224	53
0054 DU PAGE PCT 036	444	197
0055 DU PAGE PCT 037	347	162

City of Aurora results have been added to WHEATLAND PCT 001

For City of Aurora's precinct breakdown – refer to that section of this book

VOTES PERCENT

STATE ADVISORY QUESTION 2 HEALTH INSURANCE

Vote for not more than 1

01 = YES

122,519 63.61

02 = NO

70,105 36.39

(CONTINUED FROM PREVIOUS PAGE)

01 02

0056 FLORENCE PCT 001	186	139
0057 FRANKFORT PCT 001	434	274
0058 FRANKFORT PCT 002	435	355
0059 FRANKFORT PCT 003	407	266
0060 FRANKFORT PCT 004	401	237
0061 FRANKFORT PCT 005	369	251
0062 FRANKFORT PCT 006	397	273
0063 FRANKFORT PCT 007	429	252
0064 FRANKFORT PCT 008	432	245
0065 FRANKFORT PCT 009	451	250
0066 FRANKFORT PCT 010	462	240
0067 FRANKFORT PCT 011	395	250
0068 FRANKFORT PCT 012	441	271
0069 FRANKFORT PCT 013	389	252
0070 FRANKFORT PCT 014	390	216
0071 FRANKFORT PCT 015	393	195
0072 FRANKFORT PCT 016	400	286
0073 FRANKFORT PCT 017	540	471
0074 FRANKFORT PCT 018	389	393
0075 FRANKFORT PCT 019	387	221
0076 FRANKFORT PCT 020	463	241
0077 FRANKFORT PCT 021	405	287
0078 FRANKFORT PCT 022	418	362
0079 FRANKFORT PCT 023	399	323
0080 FRANKFORT PCT 024	449	224
0081 FRANKFORT PCT 025	428	328
0082 FRANKFORT PCT 026	414	358
0083 FRANKFORT PCT 027	368	254
0084 FRANKFORT PCT 028	478	311
0085 FRANKFORT PCT 029	526	346
0086 GREEN GARDEN PCT 001	349	386
0087 GREEN GARDEN PCT 002	381	356
0088 HOMER PCT 001	381	228
0089 HOMER PCT 002	464	354
0090 HOMER PCT 003	367	297
0091 HOMER PCT 004	403	397
0092 HOMER PCT 005	313	260
0093 HOMER PCT 006	391	285
0094 HOMER PCT 007	435	248
0095 HOMER PCT 008	320	289
0096 HOMER PCT 009	343	231
0097 HOMER PCT 010	403	297
0098 HOMER PCT 011	378	267
0099 HOMER PCT 012	422	362
0100 HOMER PCT 013	360	263
0101 HOMER PCT 014	579	357
0102 HOMER PCT 015	493	292
0103 HOMER PCT 016	336	275
0104 HOMER PCT 017	390	408
0105 HOMER PCT 018	508	257
0106 JACKSON PCT 001	462	307
0107 JACKSON PCT 002	471	284
0108 JOLIET PCT 001	424	146
0109 JOLIET PCT 002	302	195
0110 JOLIET PCT 003	264	144

VOTES PERCENT

STATE ADVISORY QUESTION 2 HEALTH INSURANCE

Vote for not more than 1

01 = YES

122,519 63.61

02 = NO

70,105 36.39

(CONTINUED FROM PREVIOUS PAGE)

	01	02
0111 JOLIET PCT 004	332	170
0112 JOLIET PCT 005	342	65
0113 JOLIET PCT 006	360	48
0114 JOLIET PCT 007	346	81
0115 JOLIET PCT 008	346	166
0116 JOLIET PCT 009	312	113
0117 JOLIET PCT 010	348	189
0118 JOLIET PCT 011	329	153
0119 JOLIET PCT 012	285	100
0120 JOLIET PCT 013	286	48
0121 JOLIET PCT 014	288	65
0122 JOLIET PCT 015	269	96
0123 JOLIET PCT 016	428	92
0124 JOLIET PCT 017	374	300
0125 JOLIET PCT 018	470	346
0126 JOLIET PCT 019	364	211
0127 JOLIET PCT 020	370	174
0128 JOLIET PCT 021	440	284
0129 JOLIET PCT 022	375	143
0130 JOLIET PCT 023	313	101
0131 JOLIET PCT 024	304	101
0132 JOLIET PCT 025	347	199
0133 JOLIET PCT 026	330	149
0134 JOLIET PCT 027	154	38
0135 JOLIET PCT 028	335	49
0136 JOLIET PCT 029	320	119
0137 JOLIET PCT 030	326	136
0138 JOLIET PCT 031	293	152
0139 JOLIET PCT 032	362	40
0140 JOLIET PCT 033	302	120
0141 JOLIET PCT 034	432	72
0142 JOLIET PCT 035	457	123
0143 JOLIET PCT 036	416	74
0144 JOLIET PCT 037	384	129
0145 LOCKPORT PCT 001	620	625
0146 LOCKPORT PCT 002	416	194
0147 LOCKPORT PCT 003	368	149
0148 LOCKPORT PCT 004	299	170
0149 LOCKPORT PCT 005	385	274
0150 LOCKPORT PCT 006	411	121
0151 LOCKPORT PCT 007	447	150
0152 LOCKPORT PCT 008	398	79
0153 LOCKPORT PCT 009	574	468
0154 LOCKPORT PCT 010	445	186
0155 LOCKPORT PCT 011	426	212
0156 LOCKPORT PCT 012	375	230
0157 LOCKPORT PCT 013	730	654
0158 LOCKPORT PCT 014	360	244
0159 LOCKPORT PCT 015	335	117
0160 LOCKPORT PCT 016	423	211
0161 LOCKPORT PCT 017	430	324
0162 LOCKPORT PCT 018	412	192
0163 LOCKPORT PCT 019	399	291
0164 LOCKPORT PCT 020	341	183
0165 LOCKPORT PCT 021	324	205

STATE ADVISORY QUESTION 2 HEALTH INSURANCE

VOTES PERCENT

Vote for not more than 1

01 = YES

122,519 63.61

02 = NO

70,105 36.39

(CONTINUED FROM PREVIOUS PAGE)

	01	02
0166 LOCKPORT PCT 022	340	181
0167 LOCKPORT PCT 023	281	125
0168 LOCKPORT PCT 024	315	55
0169 MANHATTAN PCT 001	401	264
0170 MANHATTAN PCT 002	473	315
0171 MANHATTAN PCT 003	511	376
0172 MANHATTAN PCT 004	405	225
0173 MONEE PCT 001	397	123
0174 MONEE PCT 002	482	91
0175 MONEE PCT 003	398	220
0176 MONEE PCT 004	460	271
0177 MONEE PCT 005	450	30
0178 MONEE PCT 006	349	31
0179 MONEE PCT 007	480	55
0180 MONEE PCT 008	339	230
0181 NEW LENOX PCT 001	370	171
0182 NEW LENOX PCT 002	379	299
0183 NEW LENOX PCT 003	348	230
0184 NEW LENOX PCT 004	308	277
0185 NEW LENOX PCT 005	400	272
0186 NEW LENOX PCT 006	396	322
0187 NEW LENOX PCT 007	483	447
0188 NEW LENOX PCT 008	466	372
0189 NEW LENOX PCT 009	441	333
0190 NEW LENOX PCT 010	413	352
0191 NEW LENOX PCT 011	462	295
0192 NEW LENOX PCT 012	390	234
0193 NEW LENOX PCT 013	404	285
0194 NEW LENOX PCT 014	569	304
0195 NEW LENOX PCT 015	407	323
0196 NEW LENOX PCT 016	450	288
0197 NEW LENOX PCT 017	421	337
0198 NEW LENOX PCT 018	400	241
0199 NEW LENOX PCT 019	512	249
0200 NEW LENOX PCT 020	534	391
0201 PEOTONE PCT 001	431	357
0202 PEOTONE PCT 002	456	334
0203 PLAINFIELD PCT 001	395	207
0204 PLAINFIELD PCT 002	355	211
0205 PLAINFIELD PCT 003	375	270
0206 PLAINFIELD PCT 004	212	64
0207 PLAINFIELD PCT 005	351	181
0208 PLAINFIELD PCT 006	399	148
0209 PLAINFIELD PCT 007	374	128
0210 PLAINFIELD PCT 008	420	254
0211 PLAINFIELD PCT 009	442	278
0212 PLAINFIELD PCT 010	349	243
0213 PLAINFIELD PCT 011	189	45
0214 PLAINFIELD PCT 012	347	147
0215 PLAINFIELD PCT 013	445	322
0216 PLAINFIELD PCT 014	422	242
0217 PLAINFIELD PCT 015	411	285
0218 PLAINFIELD PCT 016	436	264
0219 PLAINFIELD PCT 017	337	177
0220 PLAINFIELD PCT 018	413	170

VOTES PERCENT

STATE ADVISORY QUESTION 2 HEALTH INSURANCE

Vote for not more than 1

01 = YES

122,519 63.61

02 = NO

70,105 36.39

(CONTINUED FROM PREVIOUS PAGE)

	01	02
0221 PLAINFIELD PCT 019	352	117
0222 PLAINFIELD PCT 020	363	180
0223 PLAINFIELD PCT 021	351	232
0224 PLAINFIELD PCT 022	314	190
0225 PLAINFIELD PCT 023	352	182
0226 PLAINFIELD PCT 024	372	287
0227 PLAINFIELD PCT 025	390	134
0228 PLAINFIELD PCT 026	303	106
0229 PLAINFIELD PCT 027	429	149
0230 PLAINFIELD PCT 028	358	166
0231 PLAINFIELD PCT 029	346	187
0232 PLAINFIELD PCT 030	391	198
0233 PLAINFIELD PCT 031	385	178
0234 PLAINFIELD PCT 032	380	141
0235 PLAINFIELD PCT 033	446	226
0236 PLAINFIELD PCT 034	304	134
0237 PLAINFIELD PCT 035	381	150
0238 PLAINFIELD PCT 036	351	215
0239 REED PCT 001	393	238
0240 REED PCT 002	403	273
0241 REED PCT 003	405	229
0242 TROY PCT 001	403	122
0243 TROY PCT 002	388	136
0244 TROY PCT 003	392	169
0245 TROY PCT 004	390	207
0246 TROY PCT 005	392	241
0247 TROY PCT 006	260	126
0248 TROY PCT 007	418	266
0249 TROY PCT 008	426	273
0250 TROY PCT 009	384	298
0251 TROY PCT 010	437	308
0252 TROY PCT 011	474	478
0253 TROY PCT 012	404	296
0254 TROY PCT 013	605	411
0255 TROY PCT 014	461	285
0256 TROY PCT 015	466	335
0257 TROY PCT 016	473	278
0258 TROY PCT 017	482	373
0259 TROY PCT 018	376	127
0260 TROY PCT 019	357	128
0261 TROY PCT 020	485	311
0262 TROY PCT 021	398	248
0263 TROY PCT 022	201	199
0264 TROY PCT 023	381	260
0265 WASHINGTON PCT 001	390	283
0266 WASHINGTON PCT 002	404	317
0267 WASHINGTON PCT 003	333	301
0268 WESLEY PCT 001	424	302
0269 WHEATLAND PCT 001	2193	995
0270 WHEATLAND PCT 002	488	379
0271 WHEATLAND PCT 003	363	287
0272 WHEATLAND PCT 004	498	184
0273 WHEATLAND PCT 005	438	312
0274 WHEATLAND PCT 006	404	256
0275 WHEATLAND PCT 007	413	305

VOTES PERCENT

STATE ADVISORY QUESTION 2 HEALTH INSURANCE

Vote for not more than 1

01 = YES

122,519 63.61

02 = NO

70,105 36.39

(CONTINUED FROM PREVIOUS PAGE)

01 02

	01	02
0276 WHEATLAND PCT 008	428	293
0277 WHEATLAND PCT 009	529	293
0278 WHEATLAND PCT 010	402	293
0279 WHEATLAND PCT 011	408	203
0280 WHEATLAND PCT 012	365	235
0281 WHEATLAND PCT 013	373	229
0282 WHEATLAND PCT 014	456	299
0283 WHEATLAND PCT 015	409	226
0284 WHEATLAND PCT 016	425	295
0285 WHEATLAND PCT 017	485	255
0286 WHEATLAND PCT 018	445	313
0287 WHEATLAND PCT 019	404	190
0288 WHEATLAND PCT 020	327	280
0289 WHEATLAND PCT 021	375	233
0290 WHEATLAND PCT 022	433	182
0291 WHEATLAND PCT 023	447	180
0292 WHEATLAND PCT 024	344	259
0293 WHEATLAND PCT 025	452	259
0294 WHEATLAND PCT 026	502	441
0295 WHEATLAND PCT 027	449	181
0296 WHEATLAND PCT 028	457	308
0297 WHEATLAND PCT 029	513	281
0298 WHEATLAND PCT 030	442	297
0299 WILL PCT 001	291	300
0300 WILMINGTON PCT 001	413	181
0301 WILMINGTON PCT 002	366	236
0302 WILMINGTON PCT 003	401	262
0303 WILTON PCT 001	189	214

STATE ADVISORY QUESTION 3 MILLIONAIRE'S TAX

VOTES PERCENT

Vote for not more than 1

01 = YES

114,134 60.06

02 = NO

75,885 39.94

	01	02
0001 CHANNAHON PCT 001	350	327
0002 CHANNAHON PCT 002	418	398
0003 CHANNAHON PCT 003	417	308
0004 CHANNAHON PCT 004	407	290
0005 CHANNAHON PCT 005	345	273
0006 CRETE PCT 001	462	149
0007 CRETE PCT 002	362	144
0008 CRETE PCT 003	335	164
0009 CRETE PCT 004	439	242
0010 CRETE PCT 005	469	167
0011 CRETE PCT 006	389	301
0012 CRETE PCT 007	428	228
0013 CRETE PCT 008	405	259
0014 CRETE PCT 009	339	246
0015 CRETE PCT 010	287	188
0016 CRETE PCT 011	286	277
0017 CRETE PCT 012	319	309
0018 CUSTER PCT 001	293	268
0019 DU PAGE PCT 001	425	357
0020 DU PAGE PCT 002	365	394
0021 DU PAGE PCT 003	389	430
0022 DU PAGE PCT 004	322	223
0023 DU PAGE PCT 005	366	186
0024 DU PAGE PCT 006	382	193
0025 DU PAGE PCT 007	344	413
0026 DU PAGE PCT 008	431	174
0027 DU PAGE PCT 009	312	195
0028 DU PAGE PCT 010	421	199
0029 DU PAGE PCT 011	406	153
0030 DU PAGE PCT 012	411	158
0031 DU PAGE PCT 013	446	142
0032 DU PAGE PCT 014	415	205
0033 DU PAGE PCT 015	388	172
0034 DU PAGE PCT 016	430	198
0035 DU PAGE PCT 017	438	177
0036 DU PAGE PCT 018	426	158
0037 DU PAGE PCT 019	409	157
0038 DU PAGE PCT 020	340	135
0039 DU PAGE PCT 021	435	163
0040 DU PAGE PCT 022	424	175
0041 DU PAGE PCT 023	357	144
0042 DU PAGE PCT 024	305	145
0043 DU PAGE PCT 025	389	146
0044 DU PAGE PCT 026	314	149
0045 DU PAGE PCT 027	441	136
0046 DU PAGE PCT 028	386	127
0047 DU PAGE PCT 029	405	150
0048 DU PAGE PCT 030	374	131
0049 DU PAGE PCT 031	355	189
0050 DU PAGE PCT 032	415	209
0051 DU PAGE PCT 033	402	205
0052 DU PAGE PCT 034	427	270
0053 DU PAGE PCT 035	224	52
0054 DU PAGE PCT 036	396	243
0055 DU PAGE PCT 037	309	189

City of Aurora results have been added to WHEATLAND PCT 001

For City of Aurora's precinct breakdown – refer to that section of this book

	VOTES	PERCENT
STATE ADVISORY QUESTION 3 MILLIONAIRE'S TAX		
Vote for not more than 1		
01 = YES	114,134	60.06
02 = NO	75,885	39.94

(CONTINUED FROM PREVIOUS PAGE)	01	02
0056 FLORENCE PCT 001	166	158
0057 FRANKFORT PCT 001	381	322
0058 FRANKFORT PCT 002	413	365
0059 FRANKFORT PCT 003	376	291
0060 FRANKFORT PCT 004	336	292
0061 FRANKFORT PCT 005	336	275
0062 FRANKFORT PCT 006	390	271
0063 FRANKFORT PCT 007	379	293
0064 FRANKFORT PCT 008	406	259
0065 FRANKFORT PCT 009	437	251
0066 FRANKFORT PCT 010	417	272
0067 FRANKFORT PCT 011	369	263
0068 FRANKFORT PCT 012	386	310
0069 FRANKFORT PCT 013	377	255
0070 FRANKFORT PCT 014	375	220
0071 FRANKFORT PCT 015	348	233
0072 FRANKFORT PCT 016	379	299
0073 FRANKFORT PCT 017	446	548
0074 FRANKFORT PCT 018	361	411
0075 FRANKFORT PCT 019	365	238
0076 FRANKFORT PCT 020	433	263
0077 FRANKFORT PCT 021	388	301
0078 FRANKFORT PCT 022	396	362
0079 FRANKFORT PCT 023	321	383
0080 FRANKFORT PCT 024	410	252
0081 FRANKFORT PCT 025	410	339
0082 FRANKFORT PCT 026	356	401
0083 FRANKFORT PCT 027	309	304
0084 FRANKFORT PCT 028	463	302
0085 FRANKFORT PCT 029	427	447
0086 GREEN GARDEN PCT 001	323	399
0087 GREEN GARDEN PCT 002	359	369
0088 HOMER PCT 001	293	303
0089 HOMER PCT 002	398	407
0090 HOMER PCT 003	346	304
0091 HOMER PCT 004	414	378
0092 HOMER PCT 005	293	273
0093 HOMER PCT 006	377	289
0094 HOMER PCT 007	365	301
0095 HOMER PCT 008	289	309
0096 HOMER PCT 009	351	207
0097 HOMER PCT 010	382	297
0098 HOMER PCT 011	356	278
0099 HOMER PCT 012	315	449
0100 HOMER PCT 013	307	305
0101 HOMER PCT 014	489	430
0102 HOMER PCT 015	437	337
0103 HOMER PCT 016	314	290
0104 HOMER PCT 017	328	457
0105 HOMER PCT 018	447	307
0106 JACKSON PCT 001	420	341
0107 JACKSON PCT 002	416	328
0108 JOLIET PCT 001	422	144
0109 JOLIET PCT 002	336	156
0110 JOLIET PCT 003	253	148

VOTES PERCENT

STATE ADVISORY QUESTION 3 MILLIONAIRE'S TAX

Vote for not more than 1

01 = YES

114,134 60.06

02 = NO

75,885 39.94

(CONTINUED FROM PREVIOUS PAGE)

	01	02
0111 JOLIET PCT 004	310	180
0112 JOLIET PCT 005	352	52
0113 JOLIET PCT 006	339	65
0114 JOLIET PCT 007	348	70
0115 JOLIET PCT 008	341	167
0116 JOLIET PCT 009	319	107
0117 JOLIET PCT 010	337	195
0118 JOLIET PCT 011	324	152
0119 JOLIET PCT 012	287	95
0120 JOLIET PCT 013	283	50
0121 JOLIET PCT 014	279	70
0122 JOLIET PCT 015	253	115
0123 JOLIET PCT 016	418	100
0124 JOLIET PCT 017	415	249
0125 JOLIET PCT 018	462	343
0126 JOLIET PCT 019	370	205
0127 JOLIET PCT 020	374	151
0128 JOLIET PCT 021	456	254
0129 JOLIET PCT 022	391	125
0130 JOLIET PCT 023	315	97
0131 JOLIET PCT 024	298	98
0132 JOLIET PCT 025	375	164
0133 JOLIET PCT 026	334	141
0134 JOLIET PCT 027	150	41
0135 JOLIET PCT 028	329	49
0136 JOLIET PCT 029	318	119
0137 JOLIET PCT 030	314	145
0138 JOLIET PCT 031	286	155
0139 JOLIET PCT 032	337	59
0140 JOLIET PCT 033	277	140
0141 JOLIET PCT 034	404	95
0142 JOLIET PCT 035	430	148
0143 JOLIET PCT 036	374	112
0144 JOLIET PCT 037	363	144
0145 LOCKPORT PCT 001	744	479
0146 LOCKPORT PCT 002	388	210
0147 LOCKPORT PCT 003	362	152
0148 LOCKPORT PCT 004	295	171
0149 LOCKPORT PCT 005	347	303
0150 LOCKPORT PCT 006	386	135
0151 LOCKPORT PCT 007	437	150
0152 LOCKPORT PCT 008	379	92
0153 LOCKPORT PCT 009	655	370
0154 LOCKPORT PCT 010	396	220
0155 LOCKPORT PCT 011	393	238
0156 LOCKPORT PCT 012	360	234
0157 LOCKPORT PCT 013	781	585
0158 LOCKPORT PCT 014	359	239
0159 LOCKPORT PCT 015	304	144
0160 LOCKPORT PCT 016	384	246
0161 LOCKPORT PCT 017	424	314
0162 LOCKPORT PCT 018	375	208
0163 LOCKPORT PCT 019	412	267
0164 LOCKPORT PCT 020	318	201
0165 LOCKPORT PCT 021	347	174

VOTES PERCENT

STATE ADVISORY QUESTION 3 MILLIONAIRE'S TAX

Vote for not more than 1

01 = YES

114,134 60.06

02 = NO

75,885 39.94

(CONTINUED FROM PREVIOUS PAGE)

 01 02

0166 LOCKPORT PCT 022	321	192
0167 LOCKPORT PCT 023	247	147
0168 LOCKPORT PCT 024	306	65
0169 MANHATTAN PCT 001	387	267
0170 MANHATTAN PCT 002	452	328
0171 MANHATTAN PCT 003	429	448
0172 MANHATTAN PCT 004	360	256
0173 MONEE PCT 001	347	169
0174 MONEE PCT 002	457	109
0175 MONEE PCT 003	370	247
0176 MONEE PCT 004	448	276
0177 MONEE PCT 005	423	48
0178 MONEE PCT 006	338	35
0179 MONEE PCT 007	465	64
0180 MONEE PCT 008	298	264
0181 NEW LENOX PCT 001	314	221
0182 NEW LENOX PCT 002	325	337
0183 NEW LENOX PCT 003	306	260
0184 NEW LENOX PCT 004	294	285
0185 NEW LENOX PCT 005	344	325
0186 NEW LENOX PCT 006	360	335
0187 NEW LENOX PCT 007	443	479
0188 NEW LENOX PCT 008	387	433
0189 NEW LENOX PCT 009	403	364
0190 NEW LENOX PCT 010	389	364
0191 NEW LENOX PCT 011	390	360
0192 NEW LENOX PCT 012	341	268
0193 NEW LENOX PCT 013	386	293
0194 NEW LENOX PCT 014	486	375
0195 NEW LENOX PCT 015	378	339
0196 NEW LENOX PCT 016	409	317
0197 NEW LENOX PCT 017	424	326
0198 NEW LENOX PCT 018	355	266
0199 NEW LENOX PCT 019	446	302
0200 NEW LENOX PCT 020	492	418
0201 PEOTONE PCT 001	449	332
0202 PEOTONE PCT 002	452	326
0203 PLAINFIELD PCT 001	372	223
0204 PLAINFIELD PCT 002	330	229
0205 PLAINFIELD PCT 003	343	291
0206 PLAINFIELD PCT 004	203	71
0207 PLAINFIELD PCT 005	353	174
0208 PLAINFIELD PCT 006	390	157
0209 PLAINFIELD PCT 007	381	115
0210 PLAINFIELD PCT 008	417	250
0211 PLAINFIELD PCT 009	418	292
0212 PLAINFIELD PCT 010	328	255
0213 PLAINFIELD PCT 011	173	57
0214 PLAINFIELD PCT 012	325	170
0215 PLAINFIELD PCT 013	402	359
0216 PLAINFIELD PCT 014	379	274
0217 PLAINFIELD PCT 015	400	285
0218 PLAINFIELD PCT 016	403	292
0219 PLAINFIELD PCT 017	352	156
0220 PLAINFIELD PCT 018	380	197

VOTES PERCENT

STATE ADVISORY QUESTION 3 MILLIONAIRE'S TAX

Vote for not more than 1

01 = YES

114,134 60.06

02 = NO

75,885 39.94

(CONTINUED FROM PREVIOUS PAGE)

	01	02
0221 PLAINFIELD PCT 019	306	159
0222 PLAINFIELD PCT 020	319	222
0223 PLAINFIELD PCT 021	334	250
0224 PLAINFIELD PCT 022	299	200
0225 PLAINFIELD PCT 023	326	198
0226 PLAINFIELD PCT 024	405	243
0227 PLAINFIELD PCT 025	374	141
0228 PLAINFIELD PCT 026	278	126
0229 PLAINFIELD PCT 027	403	174
0230 PLAINFIELD PCT 028	340	177
0231 PLAINFIELD PCT 029	340	184
0232 PLAINFIELD PCT 030	369	212
0233 PLAINFIELD PCT 031	364	193
0234 PLAINFIELD PCT 032	329	189
0235 PLAINFIELD PCT 033	422	240
0236 PLAINFIELD PCT 034	274	158
0237 PLAINFIELD PCT 035	351	169
0238 PLAINFIELD PCT 036	322	231
0239 REED PCT 001	338	285
0240 REED PCT 002	368	300
0241 REED PCT 003	344	273
0242 TROY PCT 001	359	157
0243 TROY PCT 002	373	151
0244 TROY PCT 003	336	215
0245 TROY PCT 004	344	246
0246 TROY PCT 005	362	261
0247 TROY PCT 006	246	134
0248 TROY PCT 007	409	269
0249 TROY PCT 008	419	270
0250 TROY PCT 009	380	296
0251 TROY PCT 010	410	324
0252 TROY PCT 011	471	468
0253 TROY PCT 012	409	268
0254 TROY PCT 013	610	393
0255 TROY PCT 014	421	317
0256 TROY PCT 015	434	361
0257 TROY PCT 016	469	278
0258 TROY PCT 017	465	371
0259 TROY PCT 018	333	162
0260 TROY PCT 019	338	140
0261 TROY PCT 020	457	326
0262 TROY PCT 021	353	285
0263 TROY PCT 022	189	205
0264 TROY PCT 023	366	261
0265 WASHINGTON PCT 001	406	269
0266 WASHINGTON PCT 002	377	328
0267 WASHINGTON PCT 003	370	259
0268 WESLEY PCT 001	379	335
0269 WHEATLAND PCT 001	2032	1121
0270 WHEATLAND PCT 002	468	392
0271 WHEATLAND PCT 003	260	373
0272 WHEATLAND PCT 004	429	237
0273 WHEATLAND PCT 005	368	371
0274 WHEATLAND PCT 006	336	302
0275 WHEATLAND PCT 007	326	380

VOTES PERCENT

STATE ADVISORY QUESTION 3 MILLIONAIRE'S TAX

Vote for not more than 1

01 = YES

114,134 60.06

02 = NO

75,885 39.94

(CONTINUED FROM PREVIOUS PAGE)

	01	02
0276 WHEATLAND PCT 008	375	333
0277 WHEATLAND PCT 009	456	346
0278 WHEATLAND PCT 010	327	356
0279 WHEATLAND PCT 011	289	321
0280 WHEATLAND PCT 012	310	278
0281 WHEATLAND PCT 013	320	276
0282 WHEATLAND PCT 014	352	398
0283 WHEATLAND PCT 015	333	293
0284 WHEATLAND PCT 016	339	364
0285 WHEATLAND PCT 017	388	341
0286 WHEATLAND PCT 018	378	369
0287 WHEATLAND PCT 019	362	217
0288 WHEATLAND PCT 020	235	362
0289 WHEATLAND PCT 021	317	287
0290 WHEATLAND PCT 022	401	211
0291 WHEATLAND PCT 023	390	233
0292 WHEATLAND PCT 024	277	318
0293 WHEATLAND PCT 025	421	287
0294 WHEATLAND PCT 026	419	503
0295 WHEATLAND PCT 027	424	196
0296 WHEATLAND PCT 028	370	384
0297 WHEATLAND PCT 029	477	308
0298 WHEATLAND PCT 030	405	327
0299 WILL PCT 001	303	279
0300 WILMINGTON PCT 001	341	241
0301 WILMINGTON PCT 002	327	270
0302 WILMINGTON PCT 003	353	301
0303 WILTON PCT 001	198	200



Nancy Schultz Voots

W I L L C O U N T Y C L E R K

A stylized graphic of the American flag, with the stars and stripes rendered in a soft, glowing blue and white color scheme, positioned behind the title text.

**UNITED STATES
SENATOR
(Full Term)
SUMMARY**

	TOTAL	PERCENT		TOTAL	PERCENT
01 = REGISTERED VOTERS - TOTAL	388,057		05 = BALLOTS CAST - BLANK	30	
02 = BALLOTS CAST - TOTAL	197,970		06 = VOTER TURNOUT - TOTAL		51.02
03 = BALLOTS CAST - GENERAL	195,375		07 = VOTER TURNOUT - GENERAL		50.35
04 = BALLOTS CAST - FEDERAL	156		08 = VOTER TURNOUT - FEDERAL		.04

	01	02	03	04	05	06	07	08
0001 CHANNAHON PCT 001	1318	698	698	0	0			.00
0002 CHANNAHON PCT 002	1502	843	843	0	0			.00
0003 CHANNAHON PCT 003	1371	755	752	3	0			.22
0004 CHANNAHON PCT 004	1270	724	724	0	0			.00
0005 CHANNAHON PCT 005	1345	639	639	0	0			.00
0006 CRETE PCT 001	1308	647	647	0	0			.00
0007 CRETE PCT 002	1239	524	523	1	0			.08
0008 CRETE PCT 003	1221	531	531	0	0			.00
0009 CRETE PCT 004	1241	711	710	1	0			.08
0010 CRETE PCT 005	1228	662	661	1	1			.08
0011 CRETE PCT 006	1288	715	715	0	0			.00
0012 CRETE PCT 007	1185	685	685	0	0			.00
0013 CRETE PCT 008	1295	692	692	0	0			.00
0014 CRETE PCT 009	1154	608	606	2	0			.17
0015 CRETE PCT 010	980	500	499	1	0			.10
0016 CRETE PCT 011	1116	598	597	1	0			.09
0017 CRETE PCT 012	1016	650	649	1	0			.10
0018 CUSTER PCT 001	983	571	571	0	0			.00
0019 DU PAGE PCT 001	1467	813	812	1	1			.07
0020 DU PAGE PCT 002	1377	777	777	0	0			.00
0021 DU PAGE PCT 003	1444	845	845	0	0			.00
0022 DU PAGE PCT 004	1119	559	558	1	0			.09
0023 DU PAGE PCT 005	1128	572	572	0	0			.00
0024 DU PAGE PCT 006	1129	606	605	1	0			.09
0025 DU PAGE PCT 007	1282	777	777	0	0			.00
0026 DU PAGE PCT 008	1284	635	635	0	0			.00
0027 DU PAGE PCT 009	1001	527	527	0	0			.00
0028 DU PAGE PCT 010	1379	645	645	0	1			.00
0029 DU PAGE PCT 011	1284	581	581	0	0			.00
0030 DU PAGE PCT 012	1221	597	595	2	0			.16
0031 DU PAGE PCT 013	1415	629	628	1	0			.07
0032 DU PAGE PCT 014	1302	645	645	0	0			.00
0033 DU PAGE PCT 015	1142	585	582	3	0			.26
0034 DU PAGE PCT 016	1311	649	649	0	2			.00
0035 DU PAGE PCT 017	1423	641	639	2	0			.14
0036 DU PAGE PCT 018	1323	610	610	0	0			.00
0037 DU PAGE PCT 019	1388	588	587	1	0			.07
0038 DU PAGE PCT 020	1256	496	496	0	0			.00
0039 DU PAGE PCT 021	1418	621	621	0	0			.00
0040 DU PAGE PCT 022	1391	622	622	0	0			.00
0041 DU PAGE PCT 023	1252	516	515	1	0			.08
0042 DU PAGE PCT 024	998	468	468	0	0			.00
0043 DU PAGE PCT 025	1201	565	562	3	0			.25
0044 DU PAGE PCT 026	1173	491	489	2	0			.17
0045 DU PAGE PCT 027	1459	602	602	0	0			.00
0046 DU PAGE PCT 028	1448	534	532	2	0			.14
0047 DU PAGE PCT 029	1275	575	575	0	0			.00
0048 DU PAGE PCT 030	1216	530	529	1	0			.08
0049 DU PAGE PCT 031	1119	560	559	1	0			.09
0050 DU PAGE PCT 032	1549	651	651	0	0			.00
0051 DU PAGE PCT 033	1394	637	637	0	0			.00
0052 DU PAGE PCT 034	979	726	726	0	0			.00
0053 DU PAGE PCT 035	926	289	287	2	1			.22
0054 DU PAGE PCT 036	1592	663	662	1	0			.06

**City of Aurora results
have been added to
WHEATLAND PCT 001**

**For City of Aurora's
precinct breakdown –
refer to that
section of this book**

01 = REGISTERED VOTERS - TOTAL	388,057	05 = BALLOTS CAST - BLANK	TOTAL	PERCENT
02 = BALLOTS CAST - TOTAL	197,970	06 = VOTER TURNOUT - TOTAL	30	
03 = BALLOTS CAST - GENERAL	195,375	07 = VOTER TURNOUT - GENERAL		51.02
04 = BALLOTS CAST - FEDERAL	156	08 = VOTER TURNOUT - FEDERAL		50.35
				.04

(CONTINUED FROM PREVIOUS PAGE)

	01	02	03	04	05	06	07	08
0055 DU PAGE PCT 037	1321	528	527	1	0			.08
0056 FLORENCE PCT 001	609	335	335	0	0			.00
0057 FRANKFORT PCT 001	1282	726	726	0	0			.00
0058 FRANKFORT PCT 002	1373	819	819	0	0			.00
0059 FRANKFORT PCT 003	1362	686	686	0	0			.00
0060 FRANKFORT PCT 004	1240	655	655	0	1			.00
0061 FRANKFORT PCT 005	1220	637	636	1	0			.08
0062 FRANKFORT PCT 006	1196	686	685	1	0			.08
0063 FRANKFORT PCT 007	1233	701	701	0	0			.00
0064 FRANKFORT PCT 008	1360	691	691	0	0			.00
0065 FRANKFORT PCT 009	1309	715	715	0	0			.00
0066 FRANKFORT PCT 010	1249	716	715	1	0			.08
0067 FRANKFORT PCT 011	1166	667	664	3	0			.26
0068 FRANKFORT PCT 012	1208	734	734	0	0			.00
0069 FRANKFORT PCT 013	1119	656	656	0	0			.00
0070 FRANKFORT PCT 014	1274	615	615	0	0			.00
0071 FRANKFORT PCT 015	1254	598	598	0	0			.00
0072 FRANKFORT PCT 016	1321	706	705	1	1			.08
0073 FRANKFORT PCT 017	1640	1048	1048	0	0			.00
0074 FRANKFORT PCT 018	1238	808	808	0	0			.00
0075 FRANKFORT PCT 019	1291	627	627	0	0			.00
0076 FRANKFORT PCT 020	1371	716	716	0	0			.00
0077 FRANKFORT PCT 021	1158	713	713	0	0			.00
0078 FRANKFORT PCT 022	1259	812	812	0	0			.00
0079 FRANKFORT PCT 023	1213	740	740	0	0			.00
0080 FRANKFORT PCT 024	1199	689	687	2	0			.17
0081 FRANKFORT PCT 025	1185	781	781	0	0			.00
0082 FRANKFORT PCT 026	1269	782	782	0	0			.00
0083 FRANKFORT PCT 027	1048	634	634	0	0			.00
0084 FRANKFORT PCT 028	1335	815	815	0	0			.00
0085 FRANKFORT PCT 029	1471	894	894	0	0			.00
0086 GREEN GARDEN PCT 001	1276	754	754	0	0			.00
0087 GREEN GARDEN PCT 002	1272	748	747	1	0			.08
0088 HOMER PCT 001	1246	623	623	0	0			.00
0089 HOMER PCT 002	1444	830	829	1	0			.07
0090 HOMER PCT 003	1252	682	682	0	0			.00
0091 HOMER PCT 004	1392	815	815	0	0			.00
0092 HOMER PCT 005	1138	596	596	0	0			.00
0093 HOMER PCT 006	1260	685	685	0	0			.00
0094 HOMER PCT 007	1317	692	691	1	0			.08
0095 HOMER PCT 008	1238	630	630	0	0			.00
0096 HOMER PCT 009	1126	587	587	0	0			.00
0097 HOMER PCT 010	1400	735	735	0	2			.00
0098 HOMER PCT 011	1364	659	659	0	0			.00
0099 HOMER PCT 012	1452	808	808	0	0			.00
0100 HOMER PCT 013	1215	638	638	0	0			.00
0101 HOMER PCT 014	1871	954	954	0	0			.00
0102 HOMER PCT 015	1602	805	805	0	0			.00
0103 HOMER PCT 016	1182	623	623	0	1			.00
0104 HOMER PCT 017	1428	819	819	0	0			.00
0105 HOMER PCT 018	1590	774	774	0	0			.00
0106 JACKSON PCT 001	1404	785	785	0	0			.00
0107 JACKSON PCT 002	1356	780	780	0	0			.00
0108 JOLIET PCT 001	1323	591	591	0	2			.00
0109 JOLIET PCT 002	977	522	522	0	1			.00

01 = REGISTERED VOTERS - TOTAL	388,057	TOTAL	PERCENT	05 = BALLOTS CAST - BLANK	30	TOTAL	PERCENT
02 = BALLOTS CAST - TOTAL	197,970			06 = VOTER TURNOUT - TOTAL			51.02
03 = BALLOTS CAST - GENERAL	195,375			07 = VOTER TURNOUT - GENERAL			50.35
04 = BALLOTS CAST - FEDERAL	156			08 = VOTER TURNOUT - FEDERAL			.04

(CONTINUED FROM PREVIOUS PAGE)

	01	02	03	04	05	06	07	08
0110 JOLIET PCT 003	863	422	421	1	0			.12
0111 JOLIET PCT 004	1207	518	517	1	0			.08
0112 JOLIET PCT 005	1271	440	436	4	0			.31
0113 JOLIET PCT 006	1308	433	430	3	0			.23
0114 JOLIET PCT 007	1070	450	449	1	0			.09
0115 JOLIET PCT 008	1127	525	524	1	0			.09
0116 JOLIET PCT 009	1217	450	448	2	0			.16
0117 JOLIET PCT 010	1098	552	552	0	0			.00
0118 JOLIET PCT 011	1238	493	493	0	0			.00
0119 JOLIET PCT 012	1289	402	402	0	0			.00
0120 JOLIET PCT 013	1212	355	355	0	1			.00
0121 JOLIET PCT 014	1343	383	382	1	0			.07
0122 JOLIET PCT 015	1260	384	383	1	0			.08
0123 JOLIET PCT 016	1210	541	540	1	0			.08
0124 JOLIET PCT 017	1295	696	696	0	1			.00
0125 JOLIET PCT 018	1293	848	848	0	0			.00
0126 JOLIET PCT 019	1191	587	586	1	0			.08
0127 JOLIET PCT 020	1251	562	562	0	1			.00
0128 JOLIET PCT 021	1363	736	736	0	0			.00
0129 JOLIET PCT 022	1351	538	536	2	0			.15
0130 JOLIET PCT 023	1539	435	435	0	0			.00
0131 JOLIET PCT 024	1121	420	420	0	0			.00
0132 JOLIET PCT 025	1180	567	567	0	0			.00
0133 JOLIET PCT 026	1102	493	493	0	0			.00
0134 JOLIET PCT 027	647	198	198	0	0			.00
0135 JOLIET PCT 028	1255	414	412	2	1			.16
0136 JOLIET PCT 029	1245	449	449	0	0			.00
0137 JOLIET PCT 030	1210	474	474	0	0			.00
0138 JOLIET PCT 031	1149	456	455	1	0			.09
0139 JOLIET PCT 032	1134	426	426	0	0			.00
0140 JOLIET PCT 033	1123	434	434	0	0			.00
0141 JOLIET PCT 034	1260	548	546	2	0			.16
0142 JOLIET PCT 035	1349	609	605	4	0			.30
0143 JOLIET PCT 036	1168	518	516	2	0			.17
0144 JOLIET PCT 037	1200	533	533	0	0			.00
0145 LOCKPORT PCT 001	1733	1287	1287	0	1			.00
0146 LOCKPORT PCT 002	1543	634	634	0	0			.00
0147 LOCKPORT PCT 003	1429	535	535	0	1			.00
0148 LOCKPORT PCT 004	1239	477	477	0	0			.00
0149 LOCKPORT PCT 005	1288	675	675	0	0			.00
0150 LOCKPORT PCT 006	1547	542	542	0	0			.00
0151 LOCKPORT PCT 007	1497	610	610	0	0			.00
0152 LOCKPORT PCT 008	1326	492	491	1	0			.08
0153 LOCKPORT PCT 009	1775	1073	1073	0	1			.00
0154 LOCKPORT PCT 010	1352	653	653	0	0			.00
0155 LOCKPORT PCT 011	1376	657	656	1	0			.07
0156 LOCKPORT PCT 012	1324	616	616	0	0			.00
0157 LOCKPORT PCT 013	1984	1426	1425	1	0			.05
0158 LOCKPORT PCT 014	1162	615	615	0	0			.00
0159 LOCKPORT PCT 015	1139	457	457	0	0			.00
0160 LOCKPORT PCT 016	1395	655	653	2	0			.14
0161 LOCKPORT PCT 017	1405	785	784	1	0			.07
0162 LOCKPORT PCT 018	1451	619	618	1	0			.07
0163 LOCKPORT PCT 019	1202	710	710	0	0			.00
0164 LOCKPORT PCT 020	1229	539	539	0	0			.00

01 = REGISTERED VOTERS - TOTAL	388,057	05 = BALLOTS CAST - BLANK	TOTAL	PERCENT
02 = BALLOTS CAST - TOTAL	197,970	06 = VOTER TURNOUT - TOTAL	30	
03 = BALLOTS CAST - GENERAL	195,375	07 = VOTER TURNOUT - GENERAL		51.02
04 = BALLOTS CAST - FEDERAL	156	08 = VOTER TURNOUT - FEDERAL		50.35
				.04

(CONTINUED FROM PREVIOUS PAGE)

	01	02	03	04	05	06	07	08
0165 LOCKPORT PCT 021	1336	.551	.550	.1	.0			.07
0166 LOCKPORT PCT 022	1165	.529	.529	.0	.0			.00
0167 LOCKPORT PCT 023	1004	.429	.429	.0	.1			.00
0168 LOCKPORT PCT 024	1060	.400	.399	.1	.0			.09
0169 MANHATTAN PCT 001	1319	.680	.680	.0	.0			.00
0170 MANHATTAN PCT 002	1447	.805	.804	.1	.0			.07
0171 MANHATTAN PCT 003	1621	.899	.899	.0	.0			.00
0172 MANHATTAN PCT 004	1312	.645	.642	.3	.0			.23
0173 MONEE PCT 001	1093	.536	.536	.0	.0			.00
0174 MONEE PCT 002	1218	.594	.593	.1	.0			.08
0175 MONEE PCT 003	1228	.640	.640	.0	.0			.00
0176 MONEE PCT 004	1252	.752	.750	.2	.0			.16
0177 MONEE PCT 005	1240	.505	.503	.2	.0			.16
0178 MONEE PCT 006	826	.406	.404	.2	.0			.24
0179 MONEE PCT 007	1147	.568	.564	.4	.0			.35
0180 MONEE PCT 008	1081	.583	.583	.0	.0			.00
0181 NEW LENOX PCT 001	1201	.555	.555	.0	.0			.00
0182 NEW LENOX PCT 002	1208	.689	.689	.0	.0			.00
0183 NEW LENOX PCT 003	1119	.591	.591	.0	.0			.00
0184 NEW LENOX PCT 004	1008	.601	.601	.0	.0			.00
0185 NEW LENOX PCT 005	1211	.691	.690	.1	.0			.08
0186 NEW LENOX PCT 006	1245	.739	.739	.0	.0			.00
0187 NEW LENOX PCT 007	1593	.952	.952	.0	.1			.00
0188 NEW LENOX PCT 008	1431	.857	.856	.1	.0			.07
0189 NEW LENOX PCT 009	1357	.797	.797	.0	.0			.00
0190 NEW LENOX PCT 010	1261	.787	.784	.3	.0			.24
0191 NEW LENOX PCT 011	1360	.771	.771	.0	.0			.00
0192 NEW LENOX PCT 012	1345	.644	.644	.0	.0			.00
0193 NEW LENOX PCT 013	1317	.708	.708	.0	.0			.00
0194 NEW LENOX PCT 014	1537	.884	.883	.1	.0			.07
0195 NEW LENOX PCT 015	1214	.743	.743	.0	.0			.00
0196 NEW LENOX PCT 016	1272	.751	.750	.1	.0			.08
0197 NEW LENOX PCT 017	1402	.778	.778	.0	.0			.00
0198 NEW LENOX PCT 018	1236	.653	.653	.0	.0			.00
0199 NEW LENOX PCT 019	1377	.778	.778	.0	.0			.00
0200 NEW LENOX PCT 020	1593	.942	.941	.1	.0			.06
0201 PEOTONE PCT 001	1330	.822	.820	.2	.0			.15
0202 PEOTONE PCT 002	1436	.804	.804	.0	.0			.00
0203 PLAINFIELD PCT 001	1319	.608	.608	.0	.0			.00
0204 PLAINFIELD PCT 002	1284	.579	.579	.0	.0			.00
0205 PLAINFIELD PCT 003	1222	.660	.660	.0	.0			.00
0206 PLAINFIELD PCT 004	670	.285	.284	.1	.1			.15
0207 PLAINFIELD PCT 005	1215	.542	.542	.0	.0			.00
0208 PLAINFIELD PCT 006	1241	.563	.563	.0	.0			.00
0209 PLAINFIELD PCT 007	1502	.516	.515	.1	.0			.07
0210 PLAINFIELD PCT 008	1360	.685	.685	.0	.0			.00
0211 PLAINFIELD PCT 009	1501	.747	.747	.0	.1			.00
0212 PLAINFIELD PCT 010	1215	.610	.609	.1	.0			.08
0213 PLAINFIELD PCT 011	646	.237	.237	.0	.0			.00
0214 PLAINFIELD PCT 012	1147	.511	.511	.0	.0			.00
0215 PLAINFIELD PCT 013	1366	.781	.781	.0	.0			.00
0216 PLAINFIELD PCT 014	1244	.684	.684	.0	.0			.00
0217 PLAINFIELD PCT 015	1257	.707	.707	.0	.0			.00
0218 PLAINFIELD PCT 016	1379	.725	.724	.1	.0			.07
0219 PLAINFIELD PCT 017	1386	.527	.527	.0	.1			.00

01 = REGISTERED VOTERS - TOTAL	388,057	05 = BALLOTS CAST - BLANK	30
02 = BALLOTS CAST - TOTAL	197,970	06 = VOTER TURNOUT - TOTAL	51.02
03 = BALLOTS CAST - GENERAL	195,375	07 = VOTER TURNOUT - GENERAL	50.35
04 = BALLOTS CAST - FEDERAL	156	08 = VOTER TURNOUT - FEDERAL	.04

(CONTINUED FROM PREVIOUS PAGE)

	01	02	03	04	05	06	07	08
0220 PLAINFIELD PCT 018	1388	.593	.593	.0	.1			.00
0221 PLAINFIELD PCT 019	1180	.485	.485	.0	.0			.00
0222 PLAINFIELD PCT 020	1310	.558	.558	.0	.0			.00
0223 PLAINFIELD PCT 021	1157	.605	.604	.1	.0			.09
0224 PLAINFIELD PCT 022	1037	.518	.517	.1	.0			.10
0225 PLAINFIELD PCT 023	1141	.544	.544	.0	.0			.00
0226 PLAINFIELD PCT 024	1214	.669	.669	.0	.0			.00
0227 PLAINFIELD PCT 025	1359	.534	.534	.0	.0			.00
0228 PLAINFIELD PCT 026	1138	.418	.418	.0	.0			.00
0229 PLAINFIELD PCT 027	1400	.590	.590	.0	.0			.00
0230 PLAINFIELD PCT 028	1276	.540	.539	.1	.0			.08
0231 PLAINFIELD PCT 029	1217	.540	.540	.0	.0			.00
0232 PLAINFIELD PCT 030	1249	.603	.602	.1	.0			.08
0233 PLAINFIELD PCT 031	1199	.570	.570	.0	.0			.00
0234 PLAINFIELD PCT 032	1171	.531	.531	.0	.0			.00
0235 PLAINFIELD PCT 033	1323	.689	.689	.0	.0			.00
0236 PLAINFIELD PCT 034	1033	.441	.441	.0	.0			.00
0237 PLAINFIELD PCT 035	1173	.541	.539	.2	.1			.17
0238 PLAINFIELD PCT 036	1115	.579	.579	.0	.0			.00
0239 REED PCT 001	1335	.652	.650	.2	.0			.15
0240 REED PCT 002	1298	.693	.692	.1	.0			.08
0241 REED PCT 003	1394	.643	.642	.1	.0			.07
0242 TROY PCT 001	1421	.533	.533	.0	.0			.00
0243 TROY PCT 002	1324	.547	.547	.0	.0			.00
0244 TROY PCT 003	1306	.573	.572	.1	.0			.08
0245 TROY PCT 004	1259	.604	.604	.0	.0			.00
0246 TROY PCT 005	1172	.651	.649	.2	.0			.17
0247 TROY PCT 006	799	.406	.403	.3	.1			.38
0248 TROY PCT 007	1461	.710	.710	.0	.0			.00
0249 TROY PCT 008	1185	.715	.714	.1	.0			.08
0250 TROY PCT 009	1267	.705	.704	.1	.0			.08
0251 TROY PCT 010	1396	.756	.756	.0	.0			.00
0252 TROY PCT 011	1537	.982	.982	.0	.0			.00
0253 TROY PCT 012	1358	.713	.712	.1	.0			.07
0254 TROY PCT 013	1599	1039	1039	.0	.0			.00
0255 TROY PCT 014	1360	.767	.767	.0	.0			.00
0256 TROY PCT 015	1439	.818	.817	.1	.0			.07
0257 TROY PCT 016	1400	.779	.779	.0	.0			.00
0258 TROY PCT 017	1442	.863	.862	.1	.0			.07
0259 TROY PCT 018	1153	.513	.513	.0	.0			.00
0260 TROY PCT 019	1185	.493	.492	.1	.0			.08
0261 TROY PCT 020	1442	.818	.818	.0	.0			.00
0262 TROY PCT 021	1184	.660	.660	.0	.0			.00
0263 TROY PCT 022	676	.407	.407	.0	.0			.00
0264 TROY PCT 023	1170	.660	.660	.0	.0			.00
0265 WASHINGTON PCT 001	1219	.701	.696	.5	.0			.41
0266 WASHINGTON PCT 002	1348	.740	.740	.0	.0			.00
0267 WASHINGTON PCT 003	1185	.669	.669	.0	.0			.00
0268 WESLEY PCT 001	1447	.742	.742	.0	.0			.00
0269 WHEATLAND PCT 001	1655	3228	.788	.1	.0			.06
0270 WHEATLAND PCT 002	1346	.885	.885	.0	.0			.00
0271 WHEATLAND PCT 003	1340	.671	.671	.0	.0			.00
0272 WHEATLAND PCT 004	1749	.701	.700	.1	.0			.06
0273 WHEATLAND PCT 005	1522	.775	.775	.0	.0			.00
0274 WHEATLAND PCT 006	1215	.669	.668	.1	.0			.08

ABSTRACT OF VOTES

WILL COUNTY, ILLINOIS
 GENERAL ELECTION
 NOVEMBER 4, 2014

OFFICIAL RESULTS

01 = REGISTERED VOTERS - TOTAL	388,057	05 = BALLOTS CAST - BLANK	TOTAL	PERCENT
02 = BALLOTS CAST - TOTAL	197,970	06 = VOTER TURNOUT - TOTAL	30	
03 = BALLOTS CAST - GENERAL	195,375	07 = VOTER TURNOUT - GENERAL		51.02
04 = BALLOTS CAST - FEDERAL	156	08 = VOTER TURNOUT - FEDERAL		50.35
				.04

(CONTINUED FROM PREVIOUS PAGE)

	01	02	03	04	05	06	07	08
0275 WHEATLAND PCT 007	1338	.741	.740	.1	.0			.07
0276 WHEATLAND PCT 008	1322	.741	.741	.0	.0			.00
0277 WHEATLAND PCT 009	1512	.840	.838	.2	.0			.13
0278 WHEATLAND PCT 010	1324	.709	.709	.0	.0			.00
0279 WHEATLAND PCT 011	1326	.642	.642	.0	.0			.00
0280 WHEATLAND PCT 012	1297	.612	.612	.0	.0			.00
0281 WHEATLAND PCT 013	1182	.616	.616	.0	.0			.00
0282 WHEATLAND PCT 014	1414	.776	.775	.1	.0			.07
0283 WHEATLAND PCT 015	1329	.651	.651	.0	.0			.00
0284 WHEATLAND PCT 016	1487	.728	.728	.0	.0			.00
0285 WHEATLAND PCT 017	1429	.755	.755	.0	.0			.00
0286 WHEATLAND PCT 018	1419	.774	.774	.0	.0			.00
0287 WHEATLAND PCT 019	1148	.606	.606	.0	.0			.00
0288 WHEATLAND PCT 020	1159	.625	.625	.0	.0			.00
0289 WHEATLAND PCT 021	1121	.624	.624	.0	.0			.00
0290 WHEATLAND PCT 022	1253	.630	.629	.1	.0			.08
0291 WHEATLAND PCT 023	1526	.641	.641	.0	.0			.00
0292 WHEATLAND PCT 024	1227	.622	.621	.1	.0			.08
0293 WHEATLAND PCT 025	1498	.728	.727	.1	.0			.07
0294 WHEATLAND PCT 026	1708	.956	.956	.0	.0			.00
0295 WHEATLAND PCT 027	1337	.644	.643	.1	.0			.07
0296 WHEATLAND PCT 028	1561	.776	.775	.1	.0			.06
0297 WHEATLAND PCT 029	1536	.807	.807	.0	.0			.00
0298 WHEATLAND PCT 030	1490	.754	.754	.0	.0			.00
0299 WILL PCT 001	1102	.609	.609	.0	.0			.00
0300 WILMINGTON PCT 001	1284	.608	.608	.0	.0			.00
0301 WILMINGTON PCT 002	1272	.617	.617	.0	.0			.00
0302 WILMINGTON PCT 003	1288	.679	.679	.0	.0			.00
0303 WILTON PCT 001	586	.413	.413	.0	.0			.00

	VOTES	PERCENT		VOTES	PERCENT
UNITED STATES SENATOR					
Vote for not more than 1					
01 = James D. "Jim" Oberweis (REP)	93,138	48.35			
02 = Richard J. Durbin (DEM)	91,471	47.48	03 = Sharon Hansen (LIB)	8,028	4.17

	01	02	03
0001 CHANNAHON PCT 001	412	235	33
0002 CHANNAHON PCT 002	461	324	39
0003 CHANNAHON PCT 003	401	289	41
0004 CHANNAHON PCT 004	391	280	39
0005 CHANNAHON PCT 005	349	250	24
0006 CRETE PCT 001	171	437	24
0007 CRETE PCT 002	188	303	26
0008 CRETE PCT 003	217	266	26
0009 CRETE PCT 004	274	395	18
0010 CRETE PCT 005	171	452	23
0011 CRETE PCT 006	331	327	26
0012 CRETE PCT 007	217	429	20
0013 CRETE PCT 008	287	350	33
0014 CRETE PCT 009	300	260	25
0015 CRETE PCT 010	239	206	36
0016 CRETE PCT 011	354	198	20
0017 CRETE PCT 012	346	259	21
0018 CUSTER PCT 001	318	195	40
0019 DU PAGE PCT 001	390	367	33
0020 DU PAGE PCT 002	421	305	32
0021 DU PAGE PCT 003	452	346	20
0022 DU PAGE PCT 004	273	254	19
0023 DU PAGE PCT 005	226	319	16
0024 DU PAGE PCT 006	220	355	18
0025 DU PAGE PCT 007	427	300	25
0026 DU PAGE PCT 008	178	427	16
0027 DU PAGE PCT 009	190	295	24
0028 DU PAGE PCT 010	219	397	12
0029 DU PAGE PCT 011	185	355	25
0030 DU PAGE PCT 012	183	382	21
0031 DU PAGE PCT 013	169	426	27
0032 DU PAGE PCT 014	252	351	29
0033 DU PAGE PCT 015	219	334	16
0034 DU PAGE PCT 016	234	374	26
0035 DU PAGE PCT 017	233	370	21
0036 DU PAGE PCT 018	209	363	28
0037 DU PAGE PCT 019	183	366	29
0038 DU PAGE PCT 020	124	338	22
0039 DU PAGE PCT 021	200	381	26
0040 DU PAGE PCT 022	235	337	31
0041 DU PAGE PCT 023	173	319	19
0042 DU PAGE PCT 024	172	273	16
0043 DU PAGE PCT 025	167	358	28
0044 DU PAGE PCT 026	169	286	18
0045 DU PAGE PCT 027	137	430	18
0046 DU PAGE PCT 028	150	351	24
0047 DU PAGE PCT 029	193	359	14
0048 DU PAGE PCT 030	130	373	17
0049 DU PAGE PCT 031	225	313	15
0050 DU PAGE PCT 032	263	337	41
0051 DU PAGE PCT 033	275	327	18
0052 DU PAGE PCT 034	363	304	32
0053 DU PAGE PCT 035	71	202	11
0054 DU PAGE PCT 036	265	341	40
0055 DU PAGE PCT 037	232	244	30

City of Aurora results have been added to WHEATLAND PCT 001

For City of Aurora's precinct breakdown – refer to that section of this book

ABSTRACT OF VOTES

WILL COUNTY, ILLINOIS
GENERAL ELECTION
NOVEMBER 4, 2014

OFFICIAL RESULTS

REPORT-EL52

PAGE 0038

UNITED STATES SENATOR

VOTES PERCENT

VOTES PERCENT

Vote for not more than 1

01 = James D. "Jim" Oberweis (REP)

93,138 48.35

02 = Richard J. Durbin (DEM)

91,471 47.48

03 = Sharon Hansen (LIB)

8,028 4.17

(CONTINUED FROM PREVIOUS PAGE)

	01	02	03
0056 FLORENCE PCT 001	185	122	21
0057 FRANKFORT PCT 001	408	273	26
0058 FRANKFORT PCT 002	460	305	32
0059 FRANKFORT PCT 003	354	307	16
0060 FRANKFORT PCT 004	339	271	25
0061 FRANKFORT PCT 005	365	227	27
0062 FRANKFORT PCT 006	392	247	31
0063 FRANKFORT PCT 007	374	274	25
0064 FRANKFORT PCT 008	333	308	27
0065 FRANKFORT PCT 009	343	329	26
0066 FRANKFORT PCT 010	336	345	21
0067 FRANKFORT PCT 011	381	234	38
0068 FRANKFORT PCT 012	388	302	18
0069 FRANKFORT PCT 013	344	267	24
0070 FRANKFORT PCT 014	286	283	29
0071 FRANKFORT PCT 015	288	260	34
0072 FRANKFORT PCT 016	359	297	22
0073 FRANKFORT PCT 017	709	283	29
0074 FRANKFORT PCT 018	503	247	27
0075 FRANKFORT PCT 019	302	264	36
0076 FRANKFORT PCT 020	369	295	36
0077 FRANKFORT PCT 021	422	258	14
0078 FRANKFORT PCT 022	430	311	33
0079 FRANKFORT PCT 023	460	244	21
0080 FRANKFORT PCT 024	297	353	24
0081 FRANKFORT PCT 025	456	273	31
0082 FRANKFORT PCT 026	503	236	20
0083 FRANKFORT PCT 027	377	202	27
0084 FRANKFORT PCT 028	418	328	45
0085 FRANKFORT PCT 029	575	281	17
0086 GREEN GARDEN PCT 001	512	190	26
0087 GREEN GARDEN PCT 002	495	207	37
0088 HOMER PCT 001	366	218	24
0089 HOMER PCT 002	507	272	31
0090 HOMER PCT 003	388	246	34
0091 HOMER PCT 004	502	264	23
0092 HOMER PCT 005	362	202	18
0093 HOMER PCT 006	408	236	21
0094 HOMER PCT 007	393	253	29
0095 HOMER PCT 008	379	207	25
0096 HOMER PCT 009	301	237	30
0097 HOMER PCT 010	408	275	24
0098 HOMER PCT 011	371	237	28
0099 HOMER PCT 012	518	241	30
0100 HOMER PCT 013	373	223	28
0101 HOMER PCT 014	559	342	38
0102 HOMER PCT 015	433	319	29
0103 HOMER PCT 016	372	212	22
0104 HOMER PCT 017	568	200	24
0105 HOMER PCT 018	413	323	25
0106 JACKSON PCT 001	390	321	49
0107 JACKSON PCT 002	384	324	41
0108 JOLIET PCT 001	133	425	22
0109 JOLIET PCT 002	195	282	25
0110 JOLIET PCT 003	155	224	31

ABSTRACT OF VOTES

WILL COUNTY, ILLINOIS
 GENERAL ELECTION
 NOVEMBER 4, 2014

OFFICIAL RESULTS

REPORT-EL52

PAGE 0039

UNITED STATES SENATOR

Vote for not more than 1

01 = James D. "Jim" Oberweis (REP)

02 = Richard J. Durbin (DEM)

VOTES PERCENT

93,138 48.35

91,471 47.48

03 = Sharon Hansen (LIB)

VOTES PERCENT

8,028 4.17

(CONTINUED FROM PREVIOUS PAGE)

01 02 03

	01	02	03
0111 JOLIET PCT 004	169	299	38
0112 JOLIET PCT 005	26	381	13
0113 JOLIET PCT 006	25	383	19
0114 JOLIET PCT 007	60	373	7
0115 JOLIET PCT 008	202	284	23
0116 JOLIET PCT 009	114	306	21
0117 JOLIET PCT 010	218	285	32
0118 JOLIET PCT 011	186	271	30
0119 JOLIET PCT 012	99	275	20
0120 JOLIET PCT 013	33	302	10
0121 JOLIET PCT 014	35	322	11
0122 JOLIET PCT 015	105	249	23
0123 JOLIET PCT 016	86	405	27
0124 JOLIET PCT 017	306	351	18
0125 JOLIET PCT 018	379	420	22
0126 JOLIET PCT 019	237	301	35
0127 JOLIET PCT 020	186	337	24
0128 JOLIET PCT 021	313	368	38
0129 JOLIET PCT 022	147	329	40
0130 JOLIET PCT 023	92	308	18
0131 JOLIET PCT 024	110	272	23
0132 JOLIET PCT 025	207	316	27
0133 JOLIET PCT 026	154	299	28
0134 JOLIET PCT 027	34	146	15
0135 JOLIET PCT 028	23	367	13
0136 JOLIET PCT 029	126	293	20
0137 JOLIET PCT 030	172	259	34
0138 JOLIET PCT 031	166	246	35
0139 JOLIET PCT 032	15	400	5
0140 JOLIET PCT 033	178	217	25
0141 JOLIET PCT 034	49	473	12
0142 JOLIET PCT 035	114	445	27
0143 JOLIET PCT 036	69	421	13
0144 JOLIET PCT 037	145	357	21
0145 LOCKPORT PCT 001	629	548	52
0146 LOCKPORT PCT 002	230	359	30
0147 LOCKPORT PCT 003	195	305	25
0148 LOCKPORT PCT 004	205	239	23
0149 LOCKPORT PCT 005	360	264	31
0150 LOCKPORT PCT 006	169	348	14
0151 LOCKPORT PCT 007	169	404	25
0152 LOCKPORT PCT 008	85	387	14
0153 LOCKPORT PCT 009	449	536	44
0154 LOCKPORT PCT 010	306	285	39
0155 LOCKPORT PCT 011	307	286	39
0156 LOCKPORT PCT 012	299	263	36
0157 LOCKPORT PCT 013	669	660	64
0158 LOCKPORT PCT 014	284	283	24
0159 LOCKPORT PCT 015	160	277	15
0160 LOCKPORT PCT 016	294	302	46
0161 LOCKPORT PCT 017	385	350	36
0162 LOCKPORT PCT 018	268	305	31
0163 LOCKPORT PCT 019	315	349	21
0164 LOCKPORT PCT 020	239	248	33
0165 LOCKPORT PCT 021	201	305	27

	VOTES	PERCENT		VOTES	PERCENT
UNITED STATES SENATOR					
Vote for not more than 1					
01 = James D. "Jim" Oberweis (REP)	93,138	48.35			
02 = Richard J. Durbin (DEM)	91,471	47.48	03 = Sharon Hansen (LIB)	8,028	4.17

(CONTINUED FROM PREVIOUS PAGE)

	01	02	03
0166 LOCKPORT PCT 022	191	277	37
0167 LOCKPORT PCT 023	170	224	16
0168 LOCKPORT PCT 024	35	341	11
0169 MANHATTAN PCT 001	360	264	30
0170 MANHATTAN PCT 002	432	304	43
0171 MANHATTAN PCT 003	566	294	27
0172 MANHATTAN PCT 004	355	247	23
0173 MONEE PCT 001	146	357	20
0174 MONEE PCT 002	70	492	22
0175 MONEE PCT 003	309	281	24
0176 MONEE PCT 004	327	371	31
0177 MONEE PCT 005	15	471	9
0178 MONEE PCT 006	19	367	8
0179 MONEE PCT 007	23	525	10
0180 MONEE PCT 008	294	240	25
0181 NEW LENOX PCT 001	282	244	15
0182 NEW LENOX PCT 002	404	248	23
0183 NEW LENOX PCT 003	335	209	24
0184 NEW LENOX PCT 004	348	203	29
0185 NEW LENOX PCT 005	395	242	34
0186 NEW LENOX PCT 006	462	230	29
0187 NEW LENOX PCT 007	607	284	33
0188 NEW LENOX PCT 008	531	276	28
0189 NEW LENOX PCT 009	455	284	30
0190 NEW LENOX PCT 010	458	274	33
0191 NEW LENOX PCT 011	430	282	36
0192 NEW LENOX PCT 012	348	243	37
0193 NEW LENOX PCT 013	391	274	31
0194 NEW LENOX PCT 014	475	357	30
0195 NEW LENOX PCT 015	463	241	14
0196 NEW LENOX PCT 016	396	294	46
0197 NEW LENOX PCT 017	431	289	43
0198 NEW LENOX PCT 018	377	218	33
0199 NEW LENOX PCT 019	427	304	29
0200 NEW LENOX PCT 020	585	303	26
0201 PEOTONE PCT 001	541	226	30
0202 PEOTONE PCT 002	524	225	30
0203 PLAINFIELD PCT 001	309	257	28
0204 PLAINFIELD PCT 002	296	251	15
0205 PLAINFIELD PCT 003	374	242	23
0206 PLAINFIELD PCT 004	100	170	7
0207 PLAINFIELD PCT 005	225	283	22
0208 PLAINFIELD PCT 006	204	319	26
0209 PLAINFIELD PCT 007	162	325	21
0210 PLAINFIELD PCT 008	331	315	26
0211 PLAINFIELD PCT 009	406	295	25
0212 PLAINFIELD PCT 010	335	226	26
0213 PLAINFIELD PCT 011	79	141	11
0214 PLAINFIELD PCT 012	170	321	12
0215 PLAINFIELD PCT 013	421	317	20
0216 PLAINFIELD PCT 014	349	292	27
0217 PLAINFIELD PCT 015	375	273	46
0218 PLAINFIELD PCT 016	368	295	40
0219 PLAINFIELD PCT 017	211	286	20
0220 PLAINFIELD PCT 018	253	300	30

	VOTES	PERCENT		VOTES	PERCENT
UNITED STATES SENATOR					
Vote for not more than 1					
01 = James D. "Jim" Oberweis (REP)	93,138	48.35			
02 = Richard J. Durbin (DEM)	91,471	47.48	03 = Sharon Hansen (LIB)	8,028	4.17

(CONTINUED FROM PREVIOUS PAGE)

	01	02	03
0221 PLAINFIELD PCT 019	212	249	17
0222 PLAINFIELD PCT 020	256	265	24
0223 PLAINFIELD PCT 021	337	228	22
0224 PLAINFIELD PCT 022	260	227	21
0225 PLAINFIELD PCT 023	258	243	28
0226 PLAINFIELD PCT 024	322	302	28
0227 PLAINFIELD PCT 025	211	275	34
0228 PLAINFIELD PCT 026	157	240	17
0229 PLAINFIELD PCT 027	234	315	31
0230 PLAINFIELD PCT 028	237	268	24
0231 PLAINFIELD PCT 029	281	224	18
0232 PLAINFIELD PCT 030	294	280	15
0233 PLAINFIELD PCT 031	268	263	28
0234 PLAINFIELD PCT 032	224	267	24
0235 PLAINFIELD PCT 033	280	343	47
0236 PLAINFIELD PCT 034	194	213	28
0237 PLAINFIELD PCT 035	205	302	20
0238 PLAINFIELD PCT 036	271	266	24
0239 REED PCT 001	337	254	52
0240 REED PCT 002	342	296	34
0241 REED PCT 003	323	260	40
0242 TROY PCT 001	202	297	23
0243 TROY PCT 002	224	282	27
0244 TROY PCT 003	242	294	17
0245 TROY PCT 004	272	278	41
0246 TROY PCT 005	295	319	21
0247 TROY PCT 006	162	216	16
0248 TROY PCT 007	330	325	27
0249 TROY PCT 008	309	363	23
0250 TROY PCT 009	339	313	28
0251 TROY PCT 010	389	305	39
0252 TROY PCT 011	560	350	37
0253 TROY PCT 012	315	344	34
0254 TROY PCT 013	493	478	35
0255 TROY PCT 014	406	312	24
0256 TROY PCT 015	445	311	35
0257 TROY PCT 016	305	406	38
0258 TROY PCT 017	501	301	31
0259 TROY PCT 018	185	304	21
0260 TROY PCT 019	135	322	23
0261 TROY PCT 020	406	363	33
0262 TROY PCT 021	354	269	21
0263 TROY PCT 022	254	132	15
0264 TROY PCT 023	338	258	38
0265 WASHINGTON PCT 001	418	235	24
0266 WASHINGTON PCT 002	445	238	38
0267 WASHINGTON PCT 003	413	188	32
0268 WESLEY PCT 001	413	267	39
0269 WHEATLAND PCT 001	1397	1668	128
0270 WHEATLAND PCT 002	471	352	33
0271 WHEATLAND PCT 003	423	216	7
0272 WHEATLAND PCT 004	259	400	26
0273 WHEATLAND PCT 005	460	280	17
0274 WHEATLAND PCT 006	375	254	29
0275 WHEATLAND PCT 007	424	270	24

ABSTRACT OF VOTES

WILL COUNTY, ILLINOIS
 GENERAL ELECTION
 NOVEMBER 4, 2014

OFFICIAL RESULTS

REPORT-EL52

PAGE 0042

	VOTES PERCENT			VOTES PERCENT	
UNITED STATES SENATOR					
Vote for not more than 1					
01 = James D. "Jim" Oberweis (REP)	93,138	48.35			
02 = Richard J. Durbin (DEM)	91,471	47.48	03 = Sharon Hansen (LIB)	8,028	4.17
(CONTINUED FROM PREVIOUS PAGE)	01	02	03		
0276 WHEATLAND PCT 008	391	304	23		
0277 WHEATLAND PCT 009	414	368	36		
0278 WHEATLAND PCT 010	409	269	19		
0279 WHEATLAND PCT 011	383	235	10		
0280 WHEATLAND PCT 012	325	257	17		
0281 WHEATLAND PCT 013	320	263	17		
0282 WHEATLAND PCT 014	459	274	19		
0283 WHEATLAND PCT 015	338	271	27		
0284 WHEATLAND PCT 016	418	273	19		
0285 WHEATLAND PCT 017	395	314	29		
0286 WHEATLAND PCT 018	452	283	16		
0287 WHEATLAND PCT 019	241	328	23		
0288 WHEATLAND PCT 020	427	176	11		
0289 WHEATLAND PCT 021	342	247	16		
0290 WHEATLAND PCT 022	246	355	18		
0291 WHEATLAND PCT 023	314	298	19		
0292 WHEATLAND PCT 024	375	211	21		
0293 WHEATLAND PCT 025	413	279	19		
0294 WHEATLAND PCT 026	590	308	37		
0295 WHEATLAND PCT 027	230	386	17		
0296 WHEATLAND PCT 028	449	278	27		
0297 WHEATLAND PCT 029	424	335	32		
0298 WHEATLAND PCT 030	420	296	24		
0299 WILL PCT 001	433	139	21		
0300 WILMINGTON PCT 001	300	244	41		
0301 WILMINGTON PCT 002	319	233	40		
0302 WILMINGTON PCT 003	368	245	42		
0303 WILTON PCT 001	263	116	21		



Nancy Schultz Voots

W I L L C O U N T Y C L E R K

A large, stylized American flag with stars and stripes, serving as a background for the title text.

**STATE OF
ILLINOIS
SUMMARY**

GOVERNOR AND LIEUTENANT GOVERNOR

Vote for not more than 1

- 01 = Rauner / Sanguinetti (REP)
- 02 = Quinn / Vallas (DEM)

VOTES PERCENT
 109,319 55.55
 81,548 41.44

- 03 = Grimm / Cummings (LIB)
- 04 = WRITE-IN

VOTES PERCENT
 5,531 2.81
 411 .21

	01	02	03	04
0001 CHANNAHON PCT 001	466	198	26	2
0002 CHANNAHON PCT 002	545	271	23	1
0003 CHANNAHON PCT 003	453	269	26	1
0004 CHANNAHON PCT 004	431	260	33	0
0005 CHANNAHON PCT 005	407	208	18	0
0006 CRETE PCT 001	203	426	16	1
0007 CRETE PCT 002	231	275	16	1
0008 CRETE PCT 003	267	241	19	2
0009 CRETE PCT 004	331	361	17	0
0010 CRETE PCT 005	226	419	14	0
0011 CRETE PCT 006	390	305	14	2
0012 CRETE PCT 007	282	389	9	1
0013 CRETE PCT 008	337	335	17	2
0014 CRETE PCT 009	360	228	16	1
0015 CRETE PCT 010	301	170	26	1
0016 CRETE PCT 011	412	170	12	1
0017 CRETE PCT 012	400	228	17	1
0018 CUSTER PCT 001	359	167	41	0
0019 DU PAGE PCT 001	499	292	18	2
0020 DU PAGE PCT 002	565	199	11	0
0021 DU PAGE PCT 003	591	244	8	1
0022 DU PAGE PCT 004	319	230	5	1
0023 DU PAGE PCT 005	278	277	14	0
0024 DU PAGE PCT 006	278	307	16	0
0025 DU PAGE PCT 007	551	214	10	1
0026 DU PAGE PCT 008	201	405	18	4
0027 DU PAGE PCT 009	258	254	14	0
0028 DU PAGE PCT 010	271	358	11	1
0029 DU PAGE PCT 011	225	331	17	3
0030 DU PAGE PCT 012	219	354	18	1
0031 DU PAGE PCT 013	212	389	20	3
0032 DU PAGE PCT 014	299	322	21	0
0033 DU PAGE PCT 015	262	306	11	1
0034 DU PAGE PCT 016	279	340	23	1
0035 DU PAGE PCT 017	263	351	20	3
0036 DU PAGE PCT 018	233	349	24	3
0037 DU PAGE PCT 019	213	348	21	1
0038 DU PAGE PCT 020	162	313	19	1
0039 DU PAGE PCT 021	225	370	22	2
0040 DU PAGE PCT 022	257	343	21	1
0041 DU PAGE PCT 023	217	286	9	2
0042 DU PAGE PCT 024	195	260	10	0
0043 DU PAGE PCT 025	206	333	16	0
0044 DU PAGE PCT 026	196	271	15	1
0045 DU PAGE PCT 027	154	425	20	3
0046 DU PAGE PCT 028	180	327	19	3
0047 DU PAGE PCT 029	233	332	10	0
0048 DU PAGE PCT 030	155	347	20	3
0049 DU PAGE PCT 031	274	271	13	0
0050 DU PAGE PCT 032	325	296	28	1
0051 DU PAGE PCT 033	301	310	25	0
0052 DU PAGE PCT 034	463	250	7	0
0053 DU PAGE PCT 035	81	189	14	1
0054 DU PAGE PCT 036	324	318	17	1
0055 DU PAGE PCT 037	271	228	20	3

City of Aurora results have been added to WHEATLAND PCT 001

For City of Aurora's precinct breakdown – refer to that section of this book

	VOTES	PERCENT		VOTES	PERCENT
GOVERNOR AND LIEUTENANT GOVERNOR					
Vote for not more than 1					
01 = Rauner / Sanguinetti (REP)	109,319	55.55	03 = Grimm / Cummings (LIB)	5,531	2.81
02 = Quinn / Vallas (DEM)	81,548	41.44	04 = WRITE-IN	411	.21

(CONTINUED FROM PREVIOUS PAGE)

	01	02	03	04
0056 FLORENCE PCT 001	205	107	21	1
0057 FRANKFORT PCT 001	488	220	17	1
0058 FRANKFORT PCT 002	539	255	17	1
0059 FRANKFORT PCT 003	425	250	10	0
0060 FRANKFORT PCT 004	410	220	21	1
0061 FRANKFORT PCT 005	419	198	14	0
0062 FRANKFORT PCT 006	432	221	24	2
0063 FRANKFORT PCT 007	445	232	17	2
0064 FRANKFORT PCT 008	398	269	20	2
0065 FRANKFORT PCT 009	422	273	16	2
0066 FRANKFORT PCT 010	406	292	12	2
0067 FRANKFORT PCT 011	421	220	19	3
0068 FRANKFORT PCT 012	462	257	9	2
0069 FRANKFORT PCT 013	398	237	14	2
0070 FRANKFORT PCT 014	334	254	22	1
0071 FRANKFORT PCT 015	316	250	32	0
0072 FRANKFORT PCT 016	452	229	12	0
0073 FRANKFORT PCT 017	803	217	17	1
0074 FRANKFORT PCT 018	586	207	12	0
0075 FRANKFORT PCT 019	351	252	20	1
0076 FRANKFORT PCT 020	445	241	26	1
0077 FRANKFORT PCT 021	465	230	11	1
0078 FRANKFORT PCT 022	527	257	21	1
0079 FRANKFORT PCT 023	526	199	11	1
0080 FRANKFORT PCT 024	353	313	19	0
0081 FRANKFORT PCT 025	545	221	11	1
0082 FRANKFORT PCT 026	594	183	5	0
0083 FRANKFORT PCT 027	459	168	5	1
0084 FRANKFORT PCT 028	485	298	28	1
0085 FRANKFORT PCT 029	673	211	7	0
0086 GREEN GARDEN PCT 001	575	162	13	1
0087 GREEN GARDEN PCT 002	541	181	23	2
0088 HOMER PCT 001	408	189	22	2
0089 HOMER PCT 002	593	219	11	2
0090 HOMER PCT 003	448	214	15	3
0091 HOMER PCT 004	583	215	15	1
0092 HOMER PCT 005	408	177	9	1
0093 HOMER PCT 006	468	203	11	1
0094 HOMER PCT 007	454	216	17	0
0095 HOMER PCT 008	439	176	12	1
0096 HOMER PCT 009	365	209	10	0
0097 HOMER PCT 010	480	235	14	0
0098 HOMER PCT 011	431	214	10	1
0099 HOMER PCT 012	597	191	17	2
0100 HOMER PCT 013	435	187	14	0
0101 HOMER PCT 014	616	300	30	2
0102 HOMER PCT 015	509	275	18	0
0103 HOMER PCT 016	415	192	11	0
0104 HOMER PCT 017	634	166	15	1
0105 HOMER PCT 018	476	285	12	0
0106 JACKSON PCT 001	429	298	54	1
0107 JACKSON PCT 002	429	312	30	2
0108 JOLIET PCT 001	160	411	17	0
0109 JOLIET PCT 002	221	274	22	0
0110 JOLIET PCT 003	188	193	35	1

ABSTRACT OF VOTES

WILL COUNTY, ILLINOIS
 GENERAL ELECTION
 NOVEMBER 4, 2014

OFFICIAL RESULTS

REPORT-EL52

PAGE 0045

GOVERNOR AND LIEUTENANT GOVERNOR
 Vote for not more than 1

01 = Rauner / Sanguinetti (REP)
 02 = Quinn / Vallas (DEM)

VOTES PERCENT
 109,319 55.55
 81,548 41.44

03 = Grimm / Cummings (LIB)
 04 = WRITE-IN

VOTES PERCENT
 5,531 2.81
 411 .21

(CONTINUED FROM PREVIOUS PAGE)

	01	02	03	04
0111 JOLIET PCT 004	217	270	25	1
0112 JOLIET PCT 005	30	394	6	2
0113 JOLIET PCT 006	35	379	11	0
0114 JOLIET PCT 007	67	372	3	1
0115 JOLIET PCT 008	226	277	20	0
0116 JOLIET PCT 009	126	293	27	2
0117 JOLIET PCT 010	256	262	27	1
0118 JOLIET PCT 011	205	252	32	1
0119 JOLIET PCT 012	118	263	14	5
0120 JOLIET PCT 013	32	310	9	1
0121 JOLIET PCT 014	48	318	12	0
0122 JOLIET PCT 015	126	240	13	1
0123 JOLIET PCT 016	95	418	15	0
0124 JOLIET PCT 017	359	313	17	0
0125 JOLIET PCT 018	454	368	15	1
0126 JOLIET PCT 019	275	277	30	1
0127 JOLIET PCT 020	220	317	19	0
0128 JOLIET PCT 021	352	334	42	0
0129 JOLIET PCT 022	170	327	27	3
0130 JOLIET PCT 023	111	314	6	1
0131 JOLIET PCT 024	113	278	23	3
0132 JOLIET PCT 025	248	289	19	1
0133 JOLIET PCT 026	173	288	24	4
0134 JOLIET PCT 027	41	147	8	0
0135 JOLIET PCT 028	34	356	12	4
0136 JOLIET PCT 029	132	293	20	0
0137 JOLIET PCT 030	212	232	27	3
0138 JOLIET PCT 031	198	232	19	4
0139 JOLIET PCT 032	20	395	10	1
0140 JOLIET PCT 033	205	210	12	3
0141 JOLIET PCT 034	55	470	13	1
0142 JOLIET PCT 035	146	431	22	1
0143 JOLIET PCT 036	76	422	12	0
0144 JOLIET PCT 037	165	352	13	0
0145 LOCKPORT PCT 001	817	443	20	0
0146 LOCKPORT PCT 002	299	320	12	1
0147 LOCKPORT PCT 003	224	282	23	2
0148 LOCKPORT PCT 004	217	241	16	0
0149 LOCKPORT PCT 005	424	227	19	4
0150 LOCKPORT PCT 006	213	309	12	4
0151 LOCKPORT PCT 007	202	384	18	1
0152 LOCKPORT PCT 008	117	355	15	1
0153 LOCKPORT PCT 009	613	430	22	3
0154 LOCKPORT PCT 010	347	276	23	3
0155 LOCKPORT PCT 011	344	271	35	3
0156 LOCKPORT PCT 012	373	225	15	1
0157 LOCKPORT PCT 013	864	520	30	4
0158 LOCKPORT PCT 014	321	270	17	3
0159 LOCKPORT PCT 015	191	254	12	0
0160 LOCKPORT PCT 016	337	277	33	0
0161 LOCKPORT PCT 017	446	297	29	7
0162 LOCKPORT PCT 018	301	288	28	0
0163 LOCKPORT PCT 019	391	301	11	0
0164 LOCKPORT PCT 020	275	236	22	1
0165 LOCKPORT PCT 021	245	276	23	3

	VOTES	PERCENT		VOTES	PERCENT
GOVERNOR AND LIEUTENANT GOVERNOR					
Vote for not more than 1					
01 = Rauner / Sanguinetti (REP)	109,319	55.55	03 = Grimm / Cummings (LIB)	5,531	2.81
02 = Quinn / Vallas (DEM)	81,548	41.44	04 = WRITE-IN	411	.21

(CONTINUED FROM PREVIOUS PAGE)

	01	02	03	04
0166 LOCKPORT PCT 022	238	260	28	2
0167 LOCKPORT PCT 023	192	201	20	2
0168 LOCKPORT PCT 024	43	343	9	1
0169 MANHATTAN PCT 001	386	263	23	2
0170 MANHATTAN PCT 002	491	280	26	5
0171 MANHATTAN PCT 003	612	268	16	3
0172 MANHATTAN PCT 004	398	223	17	2
0173 MONEE PCT 001	169	353	12	2
0174 MONEE PCT 002	92	490	8	2
0175 MONEE PCT 003	356	257	21	3
0176 MONEE PCT 004	420	314	13	2
0177 MONEE PCT 005	23	466	12	1
0178 MONEE PCT 006	24	373	4	0
0179 MONEE PCT 007	29	526	9	0
0180 MONEE PCT 008	339	223	18	1
0181 NEW LENOX PCT 001	303	227	21	2
0182 NEW LENOX PCT 002	447	211	29	0
0183 NEW LENOX PCT 003	390	183	13	2
0184 NEW LENOX PCT 004	378	186	31	1
0185 NEW LENOX PCT 005	445	212	26	1
0186 NEW LENOX PCT 006	506	207	18	1
0187 NEW LENOX PCT 007	689	231	24	2
0188 NEW LENOX PCT 008	606	229	14	5
0189 NEW LENOX PCT 009	494	274	22	0
0190 NEW LENOX PCT 010	519	234	27	1
0191 NEW LENOX PCT 011	484	260	22	1
0192 NEW LENOX PCT 012	387	219	33	3
0193 NEW LENOX PCT 013	443	248	15	1
0194 NEW LENOX PCT 014	531	324	23	2
0195 NEW LENOX PCT 015	511	220	11	1
0196 NEW LENOX PCT 016	449	265	32	2
0197 NEW LENOX PCT 017	482	265	25	3
0198 NEW LENOX PCT 018	432	202	16	1
0199 NEW LENOX PCT 019	499	262	13	1
0200 NEW LENOX PCT 020	655	264	14	2
0201 PEOTONE PCT 001	608	184	18	5
0202 PEOTONE PCT 002	595	184	22	2
0203 PLAINFIELD PCT 001	379	218	9	0
0204 PLAINFIELD PCT 002	336	231	11	0
0205 PLAINFIELD PCT 003	414	229	13	0
0206 PLAINFIELD PCT 004	113	161	5	3
0207 PLAINFIELD PCT 005	270	251	18	0
0208 PLAINFIELD PCT 006	236	304	19	1
0209 PLAINFIELD PCT 007	194	310	9	0
0210 PLAINFIELD PCT 008	401	264	16	2
0211 PLAINFIELD PCT 009	470	261	11	0
0212 PLAINFIELD PCT 010	398	196	11	1
0213 PLAINFIELD PCT 011	100	130	5	2
0214 PLAINFIELD PCT 012	202	296	12	0
0215 PLAINFIELD PCT 013	491	271	14	2
0216 PLAINFIELD PCT 014	415	245	20	2
0217 PLAINFIELD PCT 015	445	220	39	0
0218 PLAINFIELD PCT 016	423	265	28	2
0219 PLAINFIELD PCT 017	232	274	15	4
0220 PLAINFIELD PCT 018	274	296	19	2

	VOTES	PERCENT		VOTES	PERCENT
GOVERNOR AND LIEUTENANT GOVERNOR					
Vote for not more than 1					
01 = Rauner / Sanguinetti (REP)	109,319	55.55	03 = Grimm / Cummings (LIB)	5,531	2.81
02 = Quinn / Vallas (DEM)	81,548	41.44	04 = WRITE-IN	411	.21

(CONTINUED FROM PREVIOUS PAGE)

	01	02	03	04
0221 PLAINFIELD PCT 019	226	241	16	0
0222 PLAINFIELD PCT 020	301	236	18	2
0223 PLAINFIELD PCT 021	375	215	13	1
0224 PLAINFIELD PCT 022	308	184	22	1
0225 PLAINFIELD PCT 023	275	231	34	2
0226 PLAINFIELD PCT 024	385	260	23	0
0227 PLAINFIELD PCT 025	259	243	30	0
0228 PLAINFIELD PCT 026	170	234	13	0
0229 PLAINFIELD PCT 027	278	294	18	0
0230 PLAINFIELD PCT 028	270	240	27	0
0231 PLAINFIELD PCT 029	311	217	10	0
0232 PLAINFIELD PCT 030	342	240	13	4
0233 PLAINFIELD PCT 031	287	252	23	6
0234 PLAINFIELD PCT 032	259	258	9	4
0235 PLAINFIELD PCT 033	345	304	38	0
0236 PLAINFIELD PCT 034	222	195	23	0
0237 PLAINFIELD PCT 035	247	271	15	2
0238 PLAINFIELD PCT 036	309	248	17	2
0239 REED PCT 001	365	230	49	0
0240 REED PCT 002	407	248	31	1
0241 REED PCT 003	347	252	33	4
0242 TROY PCT 001	223	288	20	2
0243 TROY PCT 002	264	269	8	2
0244 TROY PCT 003	274	273	23	0
0245 TROY PCT 004	313	265	23	0
0246 TROY PCT 005	365	256	20	0
0247 TROY PCT 006	187	194	16	1
0248 TROY PCT 007	398	288	16	1
0249 TROY PCT 008	372	315	19	5
0250 TROY PCT 009	390	292	15	1
0251 TROY PCT 010	449	280	21	0
0252 TROY PCT 011	634	310	29	2
0253 TROY PCT 012	373	294	36	0
0254 TROY PCT 013	607	397	23	1
0255 TROY PCT 014	469	268	24	1
0256 TROY PCT 015	506	281	25	1
0257 TROY PCT 016	370	374	25	2
0258 TROY PCT 017	549	273	30	4
0259 TROY PCT 018	203	287	15	0
0260 TROY PCT 019	163	304	20	2
0261 TROY PCT 020	480	310	24	1
0262 TROY PCT 021	413	227	15	0
0263 TROY PCT 022	277	110	17	0
0264 TROY PCT 023	400	222	31	1
0265 WASHINGTON PCT 001	483	196	10	2
0266 WASHINGTON PCT 002	510	207	17	0
0267 WASHINGTON PCT 003	494	156	19	0
0268 WESLEY PCT 001	466	236	34	2
0269 WHEATLAND PCT 001	1688	1429	94	6
0270 WHEATLAND PCT 002	620	250	10	2
0271 WHEATLAND PCT 003	508	153	7	1
0272 WHEATLAND PCT 004	335	341	18	4
0273 WHEATLAND PCT 005	581	179	10	3
0274 WHEATLAND PCT 006	419	226	20	0
0275 WHEATLAND PCT 007	531	197	9	2

ABSTRACT OF VOTES

WILL COUNTY, ILLINOIS
 GENERAL ELECTION
 NOVEMBER 4, 2014

OFFICIAL RESULTS

REPORT-EL52

PAGE 0048

		VOTES	PERCENT			VOTES	PERCENT
GOVERNOR AND LIEUTENANT GOVERNOR							
Vote for not more than 1							
01 = Rauner / Sanguinetti (REP)		109,319	55.55	03 = Grimm / Cummings (LIB)		5,531	2.81
02 = Quinn / Vallas (DEM)		81,548	41.44	04 = WRITE-IN		411	.21

(CONTINUED FROM PREVIOUS PAGE)	01	02	03	04
0276 WHEATLAND PCT 008	491	234	11	2
0277 WHEATLAND PCT 009	516	295	22	1
0278 WHEATLAND PCT 010	522	179	6	0
0279 WHEATLAND PCT 011	453	179	5	5
0280 WHEATLAND PCT 012	424	180	7	1
0281 WHEATLAND PCT 013	410	194	6	5
0282 WHEATLAND PCT 014	557	204	12	1
0283 WHEATLAND PCT 015	420	216	13	0
0284 WHEATLAND PCT 016	498	216	11	1
0285 WHEATLAND PCT 017	493	249	10	2
0286 WHEATLAND PCT 018	557	206	5	1
0287 WHEATLAND PCT 019	315	266	16	4
0288 WHEATLAND PCT 020	485	135	3	0
0289 WHEATLAND PCT 021	432	183	8	0
0290 WHEATLAND PCT 022	310	297	16	4
0291 WHEATLAND PCT 023	360	259	16	2
0292 WHEATLAND PCT 024	444	163	9	1
0293 WHEATLAND PCT 025	495	218	13	0
0294 WHEATLAND PCT 026	700	240	12	1
0295 WHEATLAND PCT 027	284	344	15	0
0296 WHEATLAND PCT 028	524	226	21	1
0297 WHEATLAND PCT 029	491	295	19	0
0298 WHEATLAND PCT 030	501	237	9	1
0299 WILL PCT 001	491	101	12	4
0300 WILMINGTON PCT 001	339	226	34	0
0301 WILMINGTON PCT 002	371	209	32	0
0302 WILMINGTON PCT 003	436	214	26	1
0303 WILTON PCT 001	317	81	14	0

ATTORNEY GENERAL

Vote for not more than 1

01 = Paul M. Schimpf (REP)

02 = Lisa Madigan (DEM)

VOTES PERCENT

VOTES PERCENT

81,091 41.42

109,827 56.10

03 = Ben Koyl (LIB)

4,858 2.48

	01	02	03
0001 CHANNAHON PCT 001	355	308	24
0002 CHANNAHON PCT 002	402	409	24
0003 CHANNAHON PCT 003	352	364	28
0004 CHANNAHON PCT 004	328	375	19
0005 CHANNAHON PCT 005	281	332	19
0006 CRETE PCT 001	157	474	13
0007 CRETE PCT 002	142	365	14
0008 CRETE PCT 003	177	330	20
0009 CRETE PCT 004	224	468	11
0010 CRETE PCT 005	169	479	10
0011 CRETE PCT 006	297	395	17
0012 CRETE PCT 007	191	482	6
0013 CRETE PCT 008	241	433	14
0014 CRETE PCT 009	269	313	20
0015 CRETE PCT 010	194	280	23
0016 CRETE PCT 011	309	267	15
0017 CRETE PCT 012	310	318	16
0018 CUSTER PCT 001	279	266	22
0019 DU PAGE PCT 001	389	391	23
0020 DU PAGE PCT 002	398	349	19
0021 DU PAGE PCT 003	435	388	10
0022 DU PAGE PCT 004	259	287	11
0023 DU PAGE PCT 005	202	354	10
0024 DU PAGE PCT 006	191	393	14
0025 DU PAGE PCT 007	426	320	19
0026 DU PAGE PCT 008	156	466	12
0027 DU PAGE PCT 009	181	323	17
0028 DU PAGE PCT 010	192	432	18
0029 DU PAGE PCT 011	151	411	14
0030 DU PAGE PCT 012	165	414	14
0031 DU PAGE PCT 013	147	454	18
0032 DU PAGE PCT 014	228	398	14
0033 DU PAGE PCT 015	185	381	12
0034 DU PAGE PCT 016	199	429	18
0035 DU PAGE PCT 017	189	431	17
0036 DU PAGE PCT 018	172	421	15
0037 DU PAGE PCT 019	139	421	22
0038 DU PAGE PCT 020	115	369	10
0039 DU PAGE PCT 021	174	421	20
0040 DU PAGE PCT 022	187	414	17
0041 DU PAGE PCT 023	149	357	7
0042 DU PAGE PCT 024	131	322	12
0043 DU PAGE PCT 025	141	401	19
0044 DU PAGE PCT 026	140	335	10
0045 DU PAGE PCT 027	118	465	13
0046 DU PAGE PCT 028	126	388	13
0047 DU PAGE PCT 029	181	381	11
0048 DU PAGE PCT 030	106	408	8
0049 DU PAGE PCT 031	195	346	15
0050 DU PAGE PCT 032	204	422	15
0051 DU PAGE PCT 033	225	396	12
0052 DU PAGE PCT 034	301	410	11
0053 DU PAGE PCT 035	53	216	12
0054 DU PAGE PCT 036	223	415	17
0055 DU PAGE PCT 037	191	310	22

City of Aurora results have been added to WHEATLAND PCT 001

For City of Aurora's precinct breakdown – refer to that section of this book

ABSTRACT OF VOTES

WILL COUNTY, ILLINOIS
GENERAL ELECTION
NOVEMBER 4, 2014

OFFICIAL RESULTS

REPORT-EL52

PAGE 0050

ATTORNEY GENERAL

Vote for not more than 1

01 = Paul M. Schimpf (REP)

02 = Lisa Madigan (DEM)

VOTES PERCENT
81,091 41.42
109,827 56.10

03 = Ben Koyl (LIB)

VOTES PERCENT
4,858 2.48

(CONTINUED FROM PREVIOUS PAGE)

	01	02	03
0056 FLORENCE PCT 001	156	164	11
0057 FRANKFORT PCT 001	357	343	18
0058 FRANKFORT PCT 002	420	373	18
0059 FRANKFORT PCT 003	296	374	12
0060 FRANKFORT PCT 004	303	324	14
0061 FRANKFORT PCT 005	318	295	18
0062 FRANKFORT PCT 006	326	332	17
0063 FRANKFORT PCT 007	321	352	15
0064 FRANKFORT PCT 008	310	350	19
0065 FRANKFORT PCT 009	296	401	11
0066 FRANKFORT PCT 010	264	432	11
0067 FRANKFORT PCT 011	328	306	25
0068 FRANKFORT PCT 012	345	364	11
0069 FRANKFORT PCT 013	305	324	12
0070 FRANKFORT PCT 014	243	351	15
0071 FRANKFORT PCT 015	257	319	16
0072 FRANKFORT PCT 016	315	363	15
0073 FRANKFORT PCT 017	617	393	20
0074 FRANKFORT PCT 018	475	307	16
0075 FRANKFORT PCT 019	264	333	20
0076 FRANKFORT PCT 020	301	387	20
0077 FRANKFORT PCT 021	362	329	14
0078 FRANKFORT PCT 022	413	366	17
0079 FRANKFORT PCT 023	424	292	14
0080 FRANKFORT PCT 024	255	403	22
0081 FRANKFORT PCT 025	404	349	20
0082 FRANKFORT PCT 026	461	302	14
0083 FRANKFORT PCT 027	339	273	15
0084 FRANKFORT PCT 028	357	435	16
0085 FRANKFORT PCT 029	526	355	6
0086 GREEN GARDEN PCT 001	466	267	16
0087 GREEN GARDEN PCT 002	419	294	30
0088 HOMER PCT 001	302	296	17
0089 HOMER PCT 002	444	353	22
0090 HOMER PCT 003	347	316	13
0091 HOMER PCT 004	460	334	18
0092 HOMER PCT 005	290	284	11
0093 HOMER PCT 006	341	323	15
0094 HOMER PCT 007	327	342	18
0095 HOMER PCT 008	328	279	13
0096 HOMER PCT 009	246	324	12
0097 HOMER PCT 010	344	369	14
0098 HOMER PCT 011	326	310	14
0099 HOMER PCT 012	467	318	14
0100 HOMER PCT 013	325	293	13
0101 HOMER PCT 014	497	413	29
0102 HOMER PCT 015	373	405	17
0103 HOMER PCT 016	323	270	20
0104 HOMER PCT 017	497	298	21
0105 HOMER PCT 018	358	386	24
0106 JACKSON PCT 001	310	434	31
0107 JACKSON PCT 002	316	425	28
0108 JOLIET PCT 001	101	471	15
0109 JOLIET PCT 002	156	335	22
0110 JOLIET PCT 003	119	277	18

ABSTRACT OF VOTES

WILL COUNTY, ILLINOIS
 GENERAL ELECTION
 NOVEMBER 4, 2014

OFFICIAL RESULTS

REPORT-EL52

PAGE 0051

	VOTES	PERCENT		VOTES	PERCENT
ATTORNEY GENERAL					
Vote for not more than 1					
01 = Paul M. Schimpf (REP)	81,091	41.42			
02 = Lisa Madigan (DEM)	109,827	56.10	03 = Ben Koyl (LIB)	4,858	2.48

(CONTINUED FROM PREVIOUS PAGE)

	01	02	03
0111 JOLIET PCT 004	151	338	24
0112 JOLIET PCT 005	21	401	4
0113 JOLIET PCT 006	17	397	9
0114 JOLIET PCT 007	54	387	4
0115 JOLIET PCT 008	164	352	3
0116 JOLIET PCT 009	85	340	21
0117 JOLIET PCT 010	181	345	21
0118 JOLIET PCT 011	148	320	22
0119 JOLIET PCT 012	89	303	8
0120 JOLIET PCT 013	24	326	1
0121 JOLIET PCT 014	31	341	4
0122 JOLIET PCT 015	91	271	18
0123 JOLIET PCT 016	70	448	18
0124 JOLIET PCT 017	244	432	14
0125 JOLIET PCT 018	329	473	27
0126 JOLIET PCT 019	207	350	21
0127 JOLIET PCT 020	158	381	14
0128 JOLIET PCT 021	262	447	16
0129 JOLIET PCT 022	124	385	21
0130 JOLIET PCT 023	77	343	13
0131 JOLIET PCT 024	87	315	15
0132 JOLIET PCT 025	164	388	9
0133 JOLIET PCT 026	112	363	15
0134 JOLIET PCT 027	25	164	7
0135 JOLIET PCT 028	17	375	11
0136 JOLIET PCT 029	81	343	19
0137 JOLIET PCT 030	152	306	15
0138 JOLIET PCT 031	140	303	10
0139 JOLIET PCT 032	18	400	6
0140 JOLIET PCT 033	149	269	12
0141 JOLIET PCT 034	35	492	11
0142 JOLIET PCT 035	95	496	9
0143 JOLIET PCT 036	65	443	4
0144 JOLIET PCT 037	123	397	9
0145 LOCKPORT PCT 001	555	705	16
0146 LOCKPORT PCT 002	197	415	21
0147 LOCKPORT PCT 003	143	365	24
0148 LOCKPORT PCT 004	162	294	14
0149 LOCKPORT PCT 005	323	327	20
0150 LOCKPORT PCT 006	151	372	18
0151 LOCKPORT PCT 007	143	449	16
0152 LOCKPORT PCT 008	76	403	8
0153 LOCKPORT PCT 009	362	693	13
0154 LOCKPORT PCT 010	218	403	23
0155 LOCKPORT PCT 011	240	380	24
0156 LOCKPORT PCT 012	254	337	15
0157 LOCKPORT PCT 013	552	841	25
0158 LOCKPORT PCT 014	233	355	16
0159 LOCKPORT PCT 015	142	303	11
0160 LOCKPORT PCT 016	235	389	27
0161 LOCKPORT PCT 017	320	431	22
0162 LOCKPORT PCT 018	220	372	22
0163 LOCKPORT PCT 019	235	461	9
0164 LOCKPORT PCT 020	208	305	18
0165 LOCKPORT PCT 021	148	383	14

ATTORNEY GENERAL

Vote for not more than 1

01 = Paul M. Schimpf (REP)

02 = Lisa Madigan (DEM)

VOTES PERCENT

VOTES PERCENT

81,091 41.42

109,827 56.10

03 = Ben Koyl (LIB)

4,858 2.48

(CONTINUED FROM PREVIOUS PAGE)

	01	02	03
0166 LOCKPORT PCT 022	165	341	15
0167 LOCKPORT PCT 023	126	272	14
0168 LOCKPORT PCT 024	27	361	5
0169 MANHATTAN PCT 001	290	352	25
0170 MANHATTAN PCT 002	353	420	23
0171 MANHATTAN PCT 003	470	398	22
0172 MANHATTAN PCT 004	305	317	10
0173 MONEE PCT 001	109	418	7
0174 MONEE PCT 002	41	542	9
0175 MONEE PCT 003	263	349	16
0176 MONEE PCT 004	269	463	12
0177 MONEE PCT 005	9	483	8
0178 MONEE PCT 006	13	383	6
0179 MONEE PCT 007	15	539	8
0180 MONEE PCT 008	268	292	10
0181 NEW LENOX PCT 001	249	281	20
0182 NEW LENOX PCT 002	343	317	20
0183 NEW LENOX PCT 003	289	277	20
0184 NEW LENOX PCT 004	315	263	17
0185 NEW LENOX PCT 005	334	322	23
0186 NEW LENOX PCT 006	403	311	16
0187 NEW LENOX PCT 007	557	359	29
0188 NEW LENOX PCT 008	471	360	15
0189 NEW LENOX PCT 009	375	395	18
0190 NEW LENOX PCT 010	390	358	20
0191 NEW LENOX PCT 011	369	366	26
0192 NEW LENOX PCT 012	298	320	20
0193 NEW LENOX PCT 013	362	320	21
0194 NEW LENOX PCT 014	417	423	35
0195 NEW LENOX PCT 015	404	324	11
0196 NEW LENOX PCT 016	347	372	24
0197 NEW LENOX PCT 017	357	395	19
0198 NEW LENOX PCT 018	342	285	19
0199 NEW LENOX PCT 019	372	380	13
0200 NEW LENOX PCT 020	473	427	25
0201 PEOTONE PCT 001	476	317	16
0202 PEOTONE PCT 002	447	333	20
0203 PLAINFIELD PCT 001	295	293	16
0204 PLAINFIELD PCT 002	249	311	16
0205 PLAINFIELD PCT 003	318	313	16
0206 PLAINFIELD PCT 004	89	180	10
0207 PLAINFIELD PCT 005	188	340	12
0208 PLAINFIELD PCT 006	177	363	18
0209 PLAINFIELD PCT 007	138	364	11
0210 PLAINFIELD PCT 008	282	380	16
0211 PLAINFIELD PCT 009	360	356	19
0212 PLAINFIELD PCT 010	290	293	17
0213 PLAINFIELD PCT 011	64	167	4
0214 PLAINFIELD PCT 012	157	342	9
0215 PLAINFIELD PCT 013	384	371	16
0216 PLAINFIELD PCT 014	320	346	11
0217 PLAINFIELD PCT 015	321	358	25
0218 PLAINFIELD PCT 016	297	403	17
0219 PLAINFIELD PCT 017	186	321	14
0220 PLAINFIELD PCT 018	209	359	17

	VOTES	PERCENT		VOTES	PERCENT
ATTORNEY GENERAL					
Vote for not more than 1					
01 = Paul M. Schimpf (REP)	81,091	41.42			
02 = Lisa Madigan (DEM)	109,827	56.10	03 = Ben Koyl (LIB)	4,858	2.48

(CONTINUED FROM PREVIOUS PAGE)

	01	02	03
0221 PLAINFIELD PCT 019	172	293	16
0222 PLAINFIELD PCT 020	224	325	5
0223 PLAINFIELD PCT 021	272	315	15
0224 PLAINFIELD PCT 022	251	253	10
0225 PLAINFIELD PCT 023	204	320	17
0226 PLAINFIELD PCT 024	257	391	15
0227 PLAINFIELD PCT 025	181	328	19
0228 PLAINFIELD PCT 026	132	273	13
0229 PLAINFIELD PCT 027	205	360	20
0230 PLAINFIELD PCT 028	204	305	22
0231 PLAINFIELD PCT 029	247	277	10
0232 PLAINFIELD PCT 030	259	323	14
0233 PLAINFIELD PCT 031	232	320	14
0234 PLAINFIELD PCT 032	193	320	15
0235 PLAINFIELD PCT 033	255	414	15
0236 PLAINFIELD PCT 034	158	260	18
0237 PLAINFIELD PCT 035	179	339	10
0238 PLAINFIELD PCT 036	242	316	15
0239 REED PCT 001	283	335	30
0240 REED PCT 002	294	372	21
0241 REED PCT 003	238	371	27
0242 TROY PCT 001	165	344	18
0243 TROY PCT 002	189	339	13
0244 TROY PCT 003	213	334	17
0245 TROY PCT 004	216	373	13
0246 TROY PCT 005	261	373	10
0247 TROY PCT 006	135	251	12
0248 TROY PCT 007	302	384	11
0249 TROY PCT 008	266	421	18
0250 TROY PCT 009	283	398	12
0251 TROY PCT 010	357	376	18
0252 TROY PCT 011	506	447	23
0253 TROY PCT 012	266	420	20
0254 TROY PCT 013	422	593	11
0255 TROY PCT 014	363	383	16
0256 TROY PCT 015	391	401	19
0257 TROY PCT 016	250	503	16
0258 TROY PCT 017	436	390	25
0259 TROY PCT 018	152	348	11
0260 TROY PCT 019	120	352	15
0261 TROY PCT 020	350	449	14
0262 TROY PCT 021	322	312	13
0263 TROY PCT 022	226	171	8
0264 TROY PCT 023	279	351	23
0265 WASHINGTON PCT 001	349	328	13
0266 WASHINGTON PCT 002	381	334	19
0267 WASHINGTON PCT 003	358	280	18
0268 WESLEY PCT 001	331	381	24
0269 WHEATLAND PCT 001	1275	1824	86
0270 WHEATLAND PCT 002	446	416	11
0271 WHEATLAND PCT 003	413	236	9
0272 WHEATLAND PCT 004	252	421	21
0273 WHEATLAND PCT 005	423	317	18
0274 WHEATLAND PCT 006	339	313	13
0275 WHEATLAND PCT 007	412	306	14

ABSTRACT OF VOTES

WILL COUNTY, ILLINOIS
 GENERAL ELECTION
 NOVEMBER 4, 2014

OFFICIAL RESULTS

REPORT-EL52 PAGE 0054

	VOTES		PERCENT		VOTES		PERCENT
ATTORNEY GENERAL							
Vote for not more than 1							
01 = Paul M. Schimpf (REP)	81,091		41.42				
02 = Lisa Madigan (DEM)	109,827		56.10	03 = Ben Koyl (LIB)	4,858		2.48
(CONTINUED FROM PREVIOUS PAGE)	01	02	03				
0276 WHEATLAND PCT 008	381	333	14				
0277 WHEATLAND PCT 009	378	428	24				
0278 WHEATLAND PCT 010	389	299	12				
0279 WHEATLAND PCT 011	366	263	9				
0280 WHEATLAND PCT 012	320	281	7				
0281 WHEATLAND PCT 013	305	301	7				
0282 WHEATLAND PCT 014	443	305	19				
0283 WHEATLAND PCT 015	327	294	20				
0284 WHEATLAND PCT 016	405	300	17				
0285 WHEATLAND PCT 017	376	356	14				
0286 WHEATLAND PCT 018	429	323	15				
0287 WHEATLAND PCT 019	217	364	17				
0288 WHEATLAND PCT 020	412	199	10				
0289 WHEATLAND PCT 021	313	285	12				
0290 WHEATLAND PCT 022	226	384	11				
0291 WHEATLAND PCT 023	295	331	12				
0292 WHEATLAND PCT 024	360	244	13				
0293 WHEATLAND PCT 025	373	332	16				
0294 WHEATLAND PCT 026	569	364	16				
0295 WHEATLAND PCT 027	199	426	13				
0296 WHEATLAND PCT 028	425	319	22				
0297 WHEATLAND PCT 029	386	396	18				
0298 WHEATLAND PCT 030	404	327	16				
0299 WILL PCT 001	391	202	10				
0300 WILMINGTON PCT 001	237	336	23				
0301 WILMINGTON PCT 002	263	328	17				
0302 WILMINGTON PCT 003	308	348	18				
0303 WILTON PCT 001	238	164	8				

SECRETARY OF STATE

Vote for not more than 1
 01 = Michael Webster (REP)
 02 = Jesse White (DEM)

VOTES PERCENT
 71,755 36.63
 118,750 60.61

03 = Christopher Michel (LIB)
 04 = WRITE-IN

VOTES PERCENT
 5,264 2.69
 143 .07

	01	02	03	04
0001 CHANNAHON PCT 001	303	365	18	1
0002 CHANNAHON PCT 002	356	448	27	0
0003 CHANNAHON PCT 003	299	416	24	1
0004 CHANNAHON PCT 004	289	413	18	1
0005 CHANNAHON PCT 005	251	356	19	0
0006 CRETE PCT 001	131	495	18	0
0007 CRETE PCT 002	151	355	17	0
0008 CRETE PCT 003	174	327	21	1
0009 CRETE PCT 004	209	484	14	0
0010 CRETE PCT 005	137	510	11	0
0011 CRETE PCT 006	271	428	13	1
0012 CRETE PCT 007	168	507	6	0
0013 CRETE PCT 008	220	444	21	1
0014 CRETE PCT 009	274	312	20	0
0015 CRETE PCT 010	184	295	18	0
0016 CRETE PCT 011	294	278	20	0
0017 CRETE PCT 012	276	351	16	1
0018 CUSTER PCT 001	267	274	27	0
0019 DU PAGE PCT 001	301	484	17	2
0020 DU PAGE PCT 002	316	437	17	1
0021 DU PAGE PCT 003	356	465	10	0
0022 DU PAGE PCT 004	219	325	8	0
0023 DU PAGE PCT 005	155	403	12	0
0024 DU PAGE PCT 006	162	424	11	0
0025 DU PAGE PCT 007	337	413	15	0
0026 DU PAGE PCT 008	130	486	13	0
0027 DU PAGE PCT 009	164	340	16	0
0028 DU PAGE PCT 010	170	456	16	0
0029 DU PAGE PCT 011	117	445	16	0
0030 DU PAGE PCT 012	141	438	14	0
0031 DU PAGE PCT 013	137	465	17	2
0032 DU PAGE PCT 014	200	417	20	1
0033 DU PAGE PCT 015	153	414	12	0
0034 DU PAGE PCT 016	153	473	19	0
0035 DU PAGE PCT 017	160	453	23	0
0036 DU PAGE PCT 018	143	442	15	2
0037 DU PAGE PCT 019	123	437	23	0
0038 DU PAGE PCT 020	100	384	11	0
0039 DU PAGE PCT 021	146	448	22	2
0040 DU PAGE PCT 022	167	425	26	0
0041 DU PAGE PCT 023	138	367	9	0
0042 DU PAGE PCT 024	117	332	14	1
0043 DU PAGE PCT 025	127	413	17	0
0044 DU PAGE PCT 026	131	336	17	0
0045 DU PAGE PCT 027	98	477	23	1
0046 DU PAGE PCT 028	99	418	13	1
0047 DU PAGE PCT 029	141	416	16	0
0048 DU PAGE PCT 030	100	417	7	1
0049 DU PAGE PCT 031	166	372	16	3
0050 DU PAGE PCT 032	182	440	25	0
0051 DU PAGE PCT 033	204	415	17	0
0052 DU PAGE PCT 034	257	455	11	0
0053 DU PAGE PCT 035	51	222	8	1
0054 DU PAGE PCT 036	201	432	22	0
0055 DU PAGE PCT 037	171	334	17	1

City of Aurora results have been added to WHEATLAND PCT 001

For City of Aurora's precinct breakdown – refer to that section of this book

ABSTRACT OF VOTES

WILL COUNTY, ILLINOIS
 GENERAL ELECTION
 NOVEMBER 4, 2014

OFFICIAL RESULTS

REPORT-EL52

PAGE 0056

SECRETARY OF STATE

Vote for not more than 1

01 = Michael Webster (REP)

02 = Jesse White (DEM)

VOTES PERCENT

71,755 36.63
 118,750 60.61

03 = Christopher Michel (LIB)

04 = WRITE-IN

VOTES PERCENT

5,264 2.69
 143 .07

(CONTINUED FROM PREVIOUS PAGE)

	01	02	03	04
0056 FLORENCE PCT 001	127	191	15	0
0057 FRANKFORT PCT 001	335	372	12	0
0058 FRANKFORT PCT 002	382	408	24	0
0059 FRANKFORT PCT 003	271	390	16	0
0060 FRANKFORT PCT 004	276	341	20	0
0061 FRANKFORT PCT 005	284	320	25	1
0062 FRANKFORT PCT 006	306	340	25	1
0063 FRANKFORT PCT 007	293	371	21	1
0064 FRANKFORT PCT 008	291	366	24	0
0065 FRANKFORT PCT 009	265	423	19	0
0066 FRANKFORT PCT 010	250	441	16	0
0067 FRANKFORT PCT 011	280	351	23	0
0068 FRANKFORT PCT 012	317	391	13	0
0069 FRANKFORT PCT 013	281	356	11	0
0070 FRANKFORT PCT 014	228	361	19	1
0071 FRANKFORT PCT 015	233	332	23	1
0072 FRANKFORT PCT 016	295	378	16	1
0073 FRANKFORT PCT 017	592	421	21	0
0074 FRANKFORT PCT 018	395	384	22	0
0075 FRANKFORT PCT 019	249	344	25	0
0076 FRANKFORT PCT 020	292	388	27	1
0077 FRANKFORT PCT 021	341	348	19	0
0078 FRANKFORT PCT 022	337	441	19	2
0079 FRANKFORT PCT 023	374	345	8	0
0080 FRANKFORT PCT 024	239	417	19	0
0081 FRANKFORT PCT 025	348	405	17	0
0082 FRANKFORT PCT 026	423	341	13	0
0083 FRANKFORT PCT 027	314	300	11	2
0084 FRANKFORT PCT 028	354	431	20	0
0085 FRANKFORT PCT 029	482	396	9	1
0086 GREEN GARDEN PCT 001	402	331	19	0
0087 GREEN GARDEN PCT 002	381	339	23	2
0088 HOMER PCT 001	260	335	24	1
0089 HOMER PCT 002	390	414	15	1
0090 HOMER PCT 003	322	333	23	0
0091 HOMER PCT 004	391	402	15	1
0092 HOMER PCT 005	268	305	17	0
0093 HOMER PCT 006	305	359	14	1
0094 HOMER PCT 007	302	362	19	0
0095 HOMER PCT 008	286	318	22	0
0096 HOMER PCT 009	237	327	16	0
0097 HOMER PCT 010	329	377	20	0
0098 HOMER PCT 011	298	340	13	0
0099 HOMER PCT 012	401	387	15	0
0100 HOMER PCT 013	293	326	10	0
0101 HOMER PCT 014	438	461	36	0
0102 HOMER PCT 015	345	439	13	0
0103 HOMER PCT 016	285	307	23	1
0104 HOMER PCT 017	462	326	27	0
0105 HOMER PCT 018	325	424	23	0
0106 JACKSON PCT 001	300	441	38	0
0107 JACKSON PCT 002	285	449	38	1
0108 JOLIET PCT 001	96	476	13	0
0109 JOLIET PCT 002	133	361	20	0
0110 JOLIET PCT 003	148	249	20	0

ABSTRACT OF VOTES

WILL COUNTY, ILLINOIS
 GENERAL ELECTION
 NOVEMBER 4, 2014

OFFICIAL RESULTS

REPORT-EL52

PAGE 0057

SECRETARY OF STATE

Vote for not more than 1
 01 = Michael Webster (REP)
 02 = Jesse White (DEM)

VOTES PERCENT
 71,755 36.63
 118,750 60.61

03 = Christopher Michel (LIB)
 04 = WRITE-IN

VOTES PERCENT
 5,264 2.69
 143 .07

(CONTINUED FROM PREVIOUS PAGE)

	01	02	03	04
0111 JOLIET PCT 004	150	340	22	0
0112 JOLIET PCT 005	16	403	7	0
0113 JOLIET PCT 006	17	402	9	0
0114 JOLIET PCT 007	46	391	7	2
0115 JOLIET PCT 008	153	355	10	1
0116 JOLIET PCT 009	74	347	25	0
0117 JOLIET PCT 010	154	376	16	0
0118 JOLIET PCT 011	146	323	20	0
0119 JOLIET PCT 012	81	304	12	2
0120 JOLIET PCT 013	26	312	14	1
0121 JOLIET PCT 014	24	342	13	0
0122 JOLIET PCT 015	90	275	15	0
0123 JOLIET PCT 016	64	445	25	0
0124 JOLIET PCT 017	224	454	12	0
0125 JOLIET PCT 018	300	518	15	0
0126 JOLIET PCT 019	193	363	23	0
0127 JOLIET PCT 020	141	398	15	1
0128 JOLIET PCT 021	218	487	24	0
0129 JOLIET PCT 022	112	389	26	1
0130 JOLIET PCT 023	84	336	13	1
0131 JOLIET PCT 024	81	323	10	0
0132 JOLIET PCT 025	147	399	12	1
0133 JOLIET PCT 026	107	366	16	2
0134 JOLIET PCT 027	30	163	4	0
0135 JOLIET PCT 028	12	382	9	1
0136 JOLIET PCT 029	86	335	20	1
0137 JOLIET PCT 030	138	305	27	1
0138 JOLIET PCT 031	130	305	16	0
0139 JOLIET PCT 032	15	398	10	0
0140 JOLIET PCT 033	143	271	15	0
0141 JOLIET PCT 034	32	486	19	0
0142 JOLIET PCT 035	77	509	15	1
0143 JOLIET PCT 036	52	445	13	0
0144 JOLIET PCT 037	109	414	9	0
0145 LOCKPORT PCT 001	472	793	15	0
0146 LOCKPORT PCT 002	189	417	25	1
0147 LOCKPORT PCT 003	134	375	22	2
0148 LOCKPORT PCT 004	133	322	15	0
0149 LOCKPORT PCT 005	308	336	22	3
0150 LOCKPORT PCT 006	130	391	18	0
0151 LOCKPORT PCT 007	128	469	11	0
0152 LOCKPORT PCT 008	67	402	14	1
0153 LOCKPORT PCT 009	337	706	19	1
0154 LOCKPORT PCT 010	202	416	28	1
0155 LOCKPORT PCT 011	208	405	35	1
0156 LOCKPORT PCT 012	232	354	19	2
0157 LOCKPORT PCT 013	484	913	20	0
0158 LOCKPORT PCT 014	208	385	10	1
0159 LOCKPORT PCT 015	127	316	11	0
0160 LOCKPORT PCT 016	220	405	23	1
0161 LOCKPORT PCT 017	285	469	25	1
0162 LOCKPORT PCT 018	200	393	21	0
0163 LOCKPORT PCT 019	226	466	14	0
0164 LOCKPORT PCT 020	188	314	27	0
0165 LOCKPORT PCT 021	162	363	18	2

SECRETARY OF STATE

Vote for not more than 1

01 = Michael Webster (REP)

02 = Jesse White (DEM)

VOTES PERCENT
 71,755 36.63
 118,750 60.61

03 = Christopher Michel (LIB)

04 = WRITE-IN

VOTES PERCENT
 5,264 2.69
 143 .07

(CONTINUED FROM PREVIOUS PAGE)

	01	02	03	04
0166 LOCKPORT PCT 022	165	328	26	0
0167 LOCKPORT PCT 023	131	268	15	0
0168 LOCKPORT PCT 024	26	365	5	0
0169 MANHATTAN PCT 001	260	379	33	0
0170 MANHATTAN PCT 002	320	445	29	2
0171 MANHATTAN PCT 003	414	450	23	1
0172 MANHATTAN PCT 004	263	352	18	1
0173 MONEE PCT 001	108	409	15	0
0174 MONEE PCT 002	48	535	9	0
0175 MONEE PCT 003	250	364	17	0
0176 MONEE PCT 004	262	459	18	0
0177 MONEE PCT 005	5	490	4	1
0178 MONEE PCT 006	18	381	4	0
0179 MONEE PCT 007	14	536	11	0
0180 MONEE PCT 008	233	323	15	1
0181 NEW LENOX PCT 001	217	317	12	2
0182 NEW LENOX PCT 002	302	360	21	1
0183 NEW LENOX PCT 003	256	299	29	0
0184 NEW LENOX PCT 004	274	299	23	0
0185 NEW LENOX PCT 005	277	375	30	1
0186 NEW LENOX PCT 006	372	337	20	1
0187 NEW LENOX PCT 007	457	445	39	0
0188 NEW LENOX PCT 008	433	395	15	2
0189 NEW LENOX PCT 009	337	431	21	0
0190 NEW LENOX PCT 010	338	415	15	0
0191 NEW LENOX PCT 011	319	415	28	0
0192 NEW LENOX PCT 012	261	357	18	2
0193 NEW LENOX PCT 013	302	381	21	0
0194 NEW LENOX PCT 014	380	467	32	1
0195 NEW LENOX PCT 015	376	351	9	0
0196 NEW LENOX PCT 016	320	398	25	0
0197 NEW LENOX PCT 017	348	404	20	0
0198 NEW LENOX PCT 018	302	318	22	0
0199 NEW LENOX PCT 019	354	399	14	0
0200 NEW LENOX PCT 020	443	459	23	0
0201 PEOTONE PCT 001	447	343	21	0
0202 PEOTONE PCT 002	435	340	26	0
0203 PLAINFIELD PCT 001	257	327	17	0
0204 PLAINFIELD PCT 002	221	343	11	0
0205 PLAINFIELD PCT 003	260	381	12	0
0206 PLAINFIELD PCT 004	68	203	7	0
0207 PLAINFIELD PCT 005	154	364	20	0
0208 PLAINFIELD PCT 006	157	385	18	1
0209 PLAINFIELD PCT 007	125	368	14	1
0210 PLAINFIELD PCT 008	239	423	18	0
0211 PLAINFIELD PCT 009	312	416	12	0
0212 PLAINFIELD PCT 010	235	352	15	1
0213 PLAINFIELD PCT 011	50	181	4	0
0214 PLAINFIELD PCT 012	146	351	10	0
0215 PLAINFIELD PCT 013	327	429	16	1
0216 PLAINFIELD PCT 014	251	418	9	1
0217 PLAINFIELD PCT 015	301	372	29	1
0218 PLAINFIELD PCT 016	241	454	22	0
0219 PLAINFIELD PCT 017	155	351	18	0
0220 PLAINFIELD PCT 018	185	381	21	0

SECRETARY OF STATE

Vote for not more than 1

01 = Michael Webster (REP)

02 = Jesse White (DEM)

VOTES PERCENT
71,755 36.63
118,750 60.61

03 = Christopher Michel (LIB)
04 = WRITE-IN

VOTES PERCENT
5,264 2.69
143 .07

(CONTINUED FROM PREVIOUS PAGE)

	01	02	03	04
0221 PLAINFIELD PCT 019	141	326	13	0
0222 PLAINFIELD PCT 020	184	359	12	0
0223 PLAINFIELD PCT 021	249	331	19	2
0224 PLAINFIELD PCT 022	198	301	14	1
0225 PLAINFIELD PCT 023	190	333	17	0
0226 PLAINFIELD PCT 024	229	423	12	0
0227 PLAINFIELD PCT 025	149	351	28	0
0228 PLAINFIELD PCT 026	116	288	13	0
0229 PLAINFIELD PCT 027	177	382	26	1
0230 PLAINFIELD PCT 028	181	332	18	0
0231 PLAINFIELD PCT 029	218	308	8	0
0232 PLAINFIELD PCT 030	226	360	11	1
0233 PLAINFIELD PCT 031	207	339	17	1
0234 PLAINFIELD PCT 032	171	341	13	1
0235 PLAINFIELD PCT 033	205	457	22	0
0236 PLAINFIELD PCT 034	150	270	19	0
0237 PLAINFIELD PCT 035	150	368	14	0
0238 PLAINFIELD PCT 036	208	358	10	1
0239 REED PCT 001	235	379	33	1
0240 REED PCT 002	261	403	21	0
0241 REED PCT 003	228	374	31	0
0242 TROY PCT 001	137	372	19	2
0243 TROY PCT 002	164	359	17	1
0244 TROY PCT 003	209	344	14	0
0245 TROY PCT 004	194	389	15	1
0246 TROY PCT 005	234	398	11	0
0247 TROY PCT 006	117	272	11	0
0248 TROY PCT 007	259	430	11	0
0249 TROY PCT 008	221	464	22	0
0250 TROY PCT 009	242	444	9	0
0251 TROY PCT 010	295	437	15	1
0252 TROY PCT 011	440	516	18	1
0253 TROY PCT 012	221	461	25	0
0254 TROY PCT 013	356	659	12	1
0255 TROY PCT 014	290	452	20	1
0256 TROY PCT 015	341	447	21	0
0257 TROY PCT 016	239	513	20	1
0258 TROY PCT 017	359	476	20	0
0259 TROY PCT 018	136	365	9	0
0260 TROY PCT 019	111	365	13	0
0261 TROY PCT 020	299	487	20	2
0262 TROY PCT 021	274	365	15	1
0263 TROY PCT 022	191	205	8	0
0264 TROY PCT 023	250	381	25	1
0265 WASHINGTON PCT 001	316	358	16	0
0266 WASHINGTON PCT 002	358	354	22	0
0267 WASHINGTON PCT 003	343	297	14	1
0268 WESLEY PCT 001	310	393	30	3
0269 WHEATLAND PCT 001	1064	2034	85	3
0270 WHEATLAND PCT 002	361	507	8	0
0271 WHEATLAND PCT 003	361	296	3	1
0272 WHEATLAND PCT 004	211	465	20	0
0273 WHEATLAND PCT 005	366	386	15	0
0274 WHEATLAND PCT 006	277	366	19	1
0275 WHEATLAND PCT 007	354	368	8	1

ABSTRACT OF VOTES

WILL COUNTY, ILLINOIS
 GENERAL ELECTION
 NOVEMBER 4, 2014

OFFICIAL RESULTS

REPORT-EL52

PAGE 0060

SECRETARY OF STATE

VOTES PERCENT

VOTES PERCENT

Vote for not more than 1

01 = Michael Webster (REP)

02 = Jesse White (DEM)

71,755 36.63

118,750 60.61

03 = Christopher Michel (LIB)

04 = WRITE-IN

5,264 2.69

143 .07

(CONTINUED FROM PREVIOUS PAGE)

	01	02	03	04
0276 WHEATLAND PCT 008	303	412	13	0
0277 WHEATLAND PCT 009	312	502	16	0
0278 WHEATLAND PCT 010	336	356	13	0
0279 WHEATLAND PCT 011	308	315	10	2
0280 WHEATLAND PCT 012	273	329	5	0
0281 WHEATLAND PCT 013	249	351	10	0
0282 WHEATLAND PCT 014	367	389	12	0
0283 WHEATLAND PCT 015	276	348	15	0
0284 WHEATLAND PCT 016	347	362	12	0
0285 WHEATLAND PCT 017	324	412	12	1
0286 WHEATLAND PCT 018	359	394	14	0
0287 WHEATLAND PCT 019	174	409	14	2
0288 WHEATLAND PCT 020	369	245	7	0
0289 WHEATLAND PCT 021	271	338	9	0
0290 WHEATLAND PCT 022	178	432	13	2
0291 WHEATLAND PCT 023	257	365	16	0
0292 WHEATLAND PCT 024	327	279	9	1
0293 WHEATLAND PCT 025	323	383	14	0
0294 WHEATLAND PCT 026	447	486	18	0
0295 WHEATLAND PCT 027	166	460	12	0
0296 WHEATLAND PCT 028	371	385	17	0
0297 WHEATLAND PCT 029	328	458	16	0
0298 WHEATLAND PCT 030	326	408	14	1
0299 WILL PCT 001	352	234	16	1
0300 WILMINGTON PCT 001	226	345	24	0
0301 WILMINGTON PCT 002	247	350	15	0
0302 WILMINGTON PCT 003	289	366	20	0
0303 WILTON PCT 001	191	211	7	0

COMPTRROLLER

Vote for not more than 1

01 = Judy Baar Topinka (REP)

02 = Sheila Simon (DEM)

VOTES PERCENT
 103,085 52.88
 81,499 41.81

03 = Julie Fox (LIB)

04 = WRITE-IN

VOTES PERCENT
 10,167 5.22
 193 .10

	01	02	03	04
0001 CHANNAHON PCT 001	429	208	46	0
0002 CHANNAHON PCT 002	487	305	39	0
0003 CHANNAHON PCT 003	391	298	45	2
0004 CHANNAHON PCT 004	417	257	40	0
0005 CHANNAHON PCT 005	346	230	49	0
0006 CRETE PCT 001	215	405	23	0
0007 CRETE PCT 002	225	268	27	0
0008 CRETE PCT 003	252	241	30	0
0009 CRETE PCT 004	299	375	30	0
0010 CRETE PCT 005	240	400	18	0
0011 CRETE PCT 006	377	297	30	1
0012 CRETE PCT 007	250	405	22	1
0013 CRETE PCT 008	300	346	38	0
0014 CRETE PCT 009	340	222	39	1
0015 CRETE PCT 010	248	214	33	0
0016 CRETE PCT 011	352	206	31	0
0017 CRETE PCT 012	349	251	40	1
0018 CUSTER PCT 001	331	186	45	0
0019 DU PAGE PCT 001	480	288	31	0
0020 DU PAGE PCT 002	474	237	53	2
0021 DU PAGE PCT 003	541	256	28	2
0022 DU PAGE PCT 004	296	225	27	1
0023 DU PAGE PCT 005	288	249	27	0
0024 DU PAGE PCT 006	281	291	21	0
0025 DU PAGE PCT 007	495	230	32	0
0026 DU PAGE PCT 008	223	381	23	0
0027 DU PAGE PCT 009	223	261	34	0
0028 DU PAGE PCT 010	247	366	27	1
0029 DU PAGE PCT 011	249	304	21	2
0030 DU PAGE PCT 012	229	329	31	1
0031 DU PAGE PCT 013	247	348	24	0
0032 DU PAGE PCT 014	310	296	33	0
0033 DU PAGE PCT 015	228	319	29	1
0034 DU PAGE PCT 016	276	328	32	3
0035 DU PAGE PCT 017	259	348	24	1
0036 DU PAGE PCT 018	241	322	39	0
0037 DU PAGE PCT 019	219	329	32	0
0038 DU PAGE PCT 020	172	302	18	1
0039 DU PAGE PCT 021	229	352	31	3
0040 DU PAGE PCT 022	258	319	34	0
0041 DU PAGE PCT 023	206	273	25	2
0042 DU PAGE PCT 024	189	247	28	0
0043 DU PAGE PCT 025	217	311	31	0
0044 DU PAGE PCT 026	206	252	27	0
0045 DU PAGE PCT 027	166	397	29	1
0046 DU PAGE PCT 028	205	293	27	1
0047 DU PAGE PCT 029	237	313	23	0
0048 DU PAGE PCT 030	170	334	16	1
0049 DU PAGE PCT 031	255	270	26	0
0050 DU PAGE PCT 032	286	308	45	2
0051 DU PAGE PCT 033	300	301	30	0
0052 DU PAGE PCT 034	428	273	18	1
0053 DU PAGE PCT 035	80	186	13	1
0054 DU PAGE PCT 036	307	309	37	0
0055 DU PAGE PCT 037	274	215	30	1

City of Aurora results have been added to WHEATLAND PCT 001

For City of Aurora's precinct breakdown – refer to that section of this book

ABSTRACT OF VOTES

WILL COUNTY, ILLINOIS
 GENERAL ELECTION
 NOVEMBER 4, 2014

OFFICIAL RESULTS

REPORT-EL52

PAGE 0062

COMPTROLLER

Vote for not more than 1

01 = Judy Baar Topinka (REP)

02 = Sheila Simon (DEM)

VOTES PERCENT

103,085 52.88

81,499 41.81

03 = Julie Fox (LIB)

04 = WRITE-IN

VOTES PERCENT

10,167 5.22

193 .10

(CONTINUED FROM PREVIOUS PAGE)

	01	02	03	04
0056 FLORENCE PCT 001	196	114	19	0
0057 FRANKFORT PCT 001	436	238	42	1
0058 FRANKFORT PCT 002	518	257	34	0
0059 FRANKFORT PCT 003	393	263	25	0
0060 FRANKFORT PCT 004	385	218	34	1
0061 FRANKFORT PCT 005	385	204	41	0
0062 FRANKFORT PCT 006	416	205	49	2
0063 FRANKFORT PCT 007	397	253	32	2
0064 FRANKFORT PCT 008	368	271	37	0
0065 FRANKFORT PCT 009	413	266	27	0
0066 FRANKFORT PCT 010	393	286	26	0
0067 FRANKFORT PCT 011	409	203	42	0
0068 FRANKFORT PCT 012	427	253	33	1
0069 FRANKFORT PCT 013	379	238	25	0
0070 FRANKFORT PCT 014	330	238	36	1
0071 FRANKFORT PCT 015	316	216	55	1
0072 FRANKFORT PCT 016	389	271	30	1
0073 FRANKFORT PCT 017	728	241	57	2
0074 FRANKFORT PCT 018	531	215	50	2
0075 FRANKFORT PCT 019	318	244	46	1
0076 FRANKFORT PCT 020	382	260	57	1
0077 FRANKFORT PCT 021	433	237	32	0
0078 FRANKFORT PCT 022	496	252	43	1
0079 FRANKFORT PCT 023	487	211	33	0
0080 FRANKFORT PCT 024	334	311	36	0
0081 FRANKFORT PCT 025	523	211	32	2
0082 FRANKFORT PCT 026	520	217	35	0
0083 FRANKFORT PCT 027	427	170	27	1
0084 FRANKFORT PCT 028	450	301	52	0
0085 FRANKFORT PCT 029	618	231	31	1
0086 GREEN GARDEN PCT 001	502	199	43	0
0087 GREEN GARDEN PCT 002	492	209	40	3
0088 HOMER PCT 001	372	197	46	0
0089 HOMER PCT 002	529	237	51	1
0090 HOMER PCT 003	419	198	54	2
0091 HOMER PCT 004	538	228	38	1
0092 HOMER PCT 005	381	169	31	0
0093 HOMER PCT 006	442	216	24	0
0094 HOMER PCT 007	415	234	33	1
0095 HOMER PCT 008	407	180	37	0
0096 HOMER PCT 009	332	209	38	0
0097 HOMER PCT 010	452	235	37	0
0098 HOMER PCT 011	413	207	24	0
0099 HOMER PCT 012	541	220	36	1
0100 HOMER PCT 013	390	205	35	0
0101 HOMER PCT 014	575	305	57	0
0102 HOMER PCT 015	475	287	32	0
0103 HOMER PCT 016	374	196	45	1
0104 HOMER PCT 017	565	193	59	0
0105 HOMER PCT 018	442	278	43	0
0106 JACKSON PCT 001	404	314	57	0
0107 JACKSON PCT 002	407	300	64	0
0108 JOLIET PCT 001	179	380	26	0
0109 JOLIET PCT 002	225	251	32	1
0110 JOLIET PCT 003	182	204	30	0

ABSTRACT OF VOTES

WILL COUNTY, ILLINOIS
 GENERAL ELECTION
 NOVEMBER 4, 2014

OFFICIAL RESULTS

REPORT-EL52

PAGE 0063

	VOTES	PERCENT		VOTES	PERCENT
COMPTROLLER					
Vote for not more than 1					
01 = Judy Baar Topinka (REP)	103,085	52.88	03 = Julie Fox (LIB)	10,167	5.22
02 = Sheila Simon (DEM)	81,499	41.81	04 = WRITE-IN	193	.10

(CONTINUED FROM PREVIOUS PAGE)

	01	02	03	04
0111 JOLIET PCT 004	214	267	27	1
0112 JOLIET PCT 005	60	354	7	2
0113 JOLIET PCT 006	54	363	7	0
0114 JOLIET PCT 007	80	350	12	1
0115 JOLIET PCT 008	233	267	17	1
0116 JOLIET PCT 009	144	281	22	0
0117 JOLIET PCT 010	261	257	25	0
0118 JOLIET PCT 011	187	278	24	0
0119 JOLIET PCT 012	129	237	31	1
0120 JOLIET PCT 013	51	284	16	1
0121 JOLIET PCT 014	70	291	17	0
0122 JOLIET PCT 015	144	210	26	0
0123 JOLIET PCT 016	111	399	25	0
0124 JOLIET PCT 017	326	321	39	0
0125 JOLIET PCT 018	447	345	33	0
0126 JOLIET PCT 019	266	274	36	0
0127 JOLIET PCT 020	240	289	23	0
0128 JOLIET PCT 021	333	353	32	1
0129 JOLIET PCT 022	179	307	41	0
0130 JOLIET PCT 023	128	281	21	1
0131 JOLIET PCT 024	126	258	26	2
0132 JOLIET PCT 025	239	296	21	1
0133 JOLIET PCT 026	185	276	23	3
0134 JOLIET PCT 027	48	137	11	0
0135 JOLIET PCT 028	66	323	13	0
0136 JOLIET PCT 029	122	297	22	0
0137 JOLIET PCT 030	185	250	38	0
0138 JOLIET PCT 031	190	236	27	0
0139 JOLIET PCT 032	36	381	6	1
0140 JOLIET PCT 033	197	202	26	1
0141 JOLIET PCT 034	68	456	10	0
0142 JOLIET PCT 035	160	417	23	1
0143 JOLIET PCT 036	76	421	13	0
0144 JOLIET PCT 037	172	342	17	0
0145 LOCKPORT PCT 001	742	479	58	1
0146 LOCKPORT PCT 002	271	312	45	0
0147 LOCKPORT PCT 003	219	279	31	2
0148 LOCKPORT PCT 004	235	207	27	0
0149 LOCKPORT PCT 005	375	246	43	2
0150 LOCKPORT PCT 006	219	291	29	0
0151 LOCKPORT PCT 007	212	370	23	0
0152 LOCKPORT PCT 008	120	341	20	1
0153 LOCKPORT PCT 009	591	444	33	0
0154 LOCKPORT PCT 010	318	277	44	0
0155 LOCKPORT PCT 011	308	280	52	1
0156 LOCKPORT PCT 012	341	220	40	1
0157 LOCKPORT PCT 013	818	537	57	0
0158 LOCKPORT PCT 014	314	256	28	1
0159 LOCKPORT PCT 015	211	228	15	0
0160 LOCKPORT PCT 016	317	296	33	0
0161 LOCKPORT PCT 017	412	317	42	2
0162 LOCKPORT PCT 018	291	268	52	1
0163 LOCKPORT PCT 019	349	329	24	0
0164 LOCKPORT PCT 020	248	236	41	0
0165 LOCKPORT PCT 021	225	274	36	2

ABSTRACT OF VOTES

WILL COUNTY, ILLINOIS
 GENERAL ELECTION
 NOVEMBER 4, 2014

OFFICIAL RESULTS

REPORT-EL52

PAGE 0064

	VOTES	PERCENT		VOTES	PERCENT
COMPTRROLLER					
Vote for not more than 1					
01 = Judy Baar Topinka (REP)	103,085	52.88	03 = Julie Fox (LIB)	10,167	5.22
02 = Sheila Simon (DEM)	81,499	41.81	04 = WRITE-IN	193	.10

(CONTINUED FROM PREVIOUS PAGE)

	01	02	03	04
0166 LOCKPORT PCT 022	212	284	28	0
0167 LOCKPORT PCT 023	186	209	16	0
0168 LOCKPORT PCT 024	54	326	14	0
0169 MANHATTAN PCT 001	395	231	42	0
0170 MANHATTAN PCT 002	472	267	53	1
0171 MANHATTAN PCT 003	545	285	54	1
0172 MANHATTAN PCT 004	371	216	38	1
0173 MONEE PCT 001	176	337	17	0
0174 MONEE PCT 002	132	447	13	0
0175 MONEE PCT 003	329	261	44	0
0176 MONEE PCT 004	388	323	29	2
0177 MONEE PCT 005	56	435	7	0
0178 MONEE PCT 006	55	339	6	0
0179 MONEE PCT 007	70	481	11	0
0180 MONEE PCT 008	305	229	37	1
0181 NEW LENOX PCT 001	297	201	44	2
0182 NEW LENOX PCT 002	426	232	29	0
0183 NEW LENOX PCT 003	359	184	38	1
0184 NEW LENOX PCT 004	369	186	37	0
0185 NEW LENOX PCT 005	418	220	37	2
0186 NEW LENOX PCT 006	466	211	45	1
0187 NEW LENOX PCT 007	621	251	64	0
0188 NEW LENOX PCT 008	584	224	30	1
0189 NEW LENOX PCT 009	462	281	39	1
0190 NEW LENOX PCT 010	472	259	37	0
0191 NEW LENOX PCT 011	449	259	46	0
0192 NEW LENOX PCT 012	382	202	49	3
0193 NEW LENOX PCT 013	417	237	45	0
0194 NEW LENOX PCT 014	531	281	58	1
0195 NEW LENOX PCT 015	478	210	39	1
0196 NEW LENOX PCT 016	435	261	48	0
0197 NEW LENOX PCT 017	462	274	36	0
0198 NEW LENOX PCT 018	414	185	39	0
0199 NEW LENOX PCT 019	454	268	43	0
0200 NEW LENOX PCT 020	599	276	46	1
0201 PEOTONE PCT 001	549	225	30	1
0202 PEOTONE PCT 002	551	199	44	1
0203 PLAINFIELD PCT 001	340	230	33	0
0204 PLAINFIELD PCT 002	313	228	30	0
0205 PLAINFIELD PCT 003	417	205	23	1
0206 PLAINFIELD PCT 004	111	151	16	1
0207 PLAINFIELD PCT 005	253	249	32	0
0208 PLAINFIELD PCT 006	236	281	38	1
0209 PLAINFIELD PCT 007	219	269	17	0
0210 PLAINFIELD PCT 008	374	263	33	1
0211 PLAINFIELD PCT 009	431	269	33	1
0212 PLAINFIELD PCT 010	347	206	46	0
0213 PLAINFIELD PCT 011	93	137	6	0
0214 PLAINFIELD PCT 012	202	278	25	0
0215 PLAINFIELD PCT 013	475	261	35	0
0216 PLAINFIELD PCT 014	395	249	33	0
0217 PLAINFIELD PCT 015	405	238	56	1
0218 PLAINFIELD PCT 016	397	276	35	0
0219 PLAINFIELD PCT 017	237	254	30	1
0220 PLAINFIELD PCT 018	263	278	46	0

ABSTRACT OF VOTES

WILL COUNTY, ILLINOIS
 GENERAL ELECTION
 NOVEMBER 4, 2014

OFFICIAL RESULTS

REPORT-EL52

PAGE 0065

COMPTROLLER

Vote for not more than 1

01 = Judy Baar Topinka (REP)

02 = Sheila Simon (DEM)

VOTES PERCENT
 103,085 52.88
 81,499 41.81

03 = Julie Fox (LIB)

04 = WRITE-IN

VOTES PERCENT
 10,167 5.22
 193 .10

(CONTINUED FROM PREVIOUS PAGE)

	01	02	03	04
0221 PLAINFIELD PCT 019	218	238	25	0
0222 PLAINFIELD PCT 020	285	238	27	2
0223 PLAINFIELD PCT 021	365	194	41	0
0224 PLAINFIELD PCT 022	296	188	27	0
0225 PLAINFIELD PCT 023	278	224	37	0
0226 PLAINFIELD PCT 024	359	276	28	1
0227 PLAINFIELD PCT 025	233	246	44	0
0228 PLAINFIELD PCT 026	184	208	23	0
0229 PLAINFIELD PCT 027	269	277	39	0
0230 PLAINFIELD PCT 028	286	210	31	0
0231 PLAINFIELD PCT 029	316	190	25	0
0232 PLAINFIELD PCT 030	325	223	38	2
0233 PLAINFIELD PCT 031	300	225	38	1
0234 PLAINFIELD PCT 032	272	225	22	2
0235 PLAINFIELD PCT 033	335	307	40	1
0236 PLAINFIELD PCT 034	213	196	30	0
0237 PLAINFIELD PCT 035	231	264	28	2
0238 PLAINFIELD PCT 036	291	243	38	1
0239 REED PCT 001	328	266	51	0
0240 REED PCT 002	387	253	44	0
0241 REED PCT 003	322	257	51	3
0242 TROY PCT 001	207	284	33	1
0243 TROY PCT 002	254	262	22	0
0244 TROY PCT 003	282	253	25	2
0245 TROY PCT 004	299	266	30	0
0246 TROY PCT 005	337	269	34	0
0247 TROY PCT 006	169	205	22	0
0248 TROY PCT 007	386	284	29	2
0249 TROY PCT 008	330	329	40	2
0250 TROY PCT 009	359	299	31	0
0251 TROY PCT 010	429	286	32	0
0252 TROY PCT 011	608	322	41	0
0253 TROY PCT 012	340	321	34	0
0254 TROY PCT 013	583	402	41	0
0255 TROY PCT 014	443	279	36	2
0256 TROY PCT 015	457	302	50	0
0257 TROY PCT 016	372	364	30	1
0258 TROY PCT 017	515	273	53	0
0259 TROY PCT 018	202	275	29	0
0260 TROY PCT 019	168	292	21	2
0261 TROY PCT 020	449	314	39	0
0262 TROY PCT 021	385	227	34	2
0263 TROY PCT 022	242	133	24	1
0264 TROY PCT 023	355	253	47	2
0265 WASHINGTON PCT 001	420	225	33	1
0266 WASHINGTON PCT 002	457	231	39	0
0267 WASHINGTON PCT 003	416	196	37	1
0268 WESLEY PCT 001	417	272	42	2
0269 WHEATLAND PCT 001	1610	1382	177	2
0270 WHEATLAND PCT 002	552	299	20	1
0271 WHEATLAND PCT 003	459	169	26	3
0272 WHEATLAND PCT 004	315	340	33	2
0273 WHEATLAND PCT 005	512	199	42	1
0274 WHEATLAND PCT 006	408	218	31	1
0275 WHEATLAND PCT 007	487	217	23	3

ABSTRACT OF VOTES

WILL COUNTY, ILLINOIS
 GENERAL ELECTION
 NOVEMBER 4, 2014

OFFICIAL RESULTS

	VOTES	PERCENT		VOTES	PERCENT
COMPTROLLER					
Vote for not more than 1					
01 = Judy Baar Topinka (REP)	103,085	52.88	03 = Julie Fox (LIB)	10,167	5.22
02 = Sheila Simon (DEM)	81,499	41.81	04 = WRITE-IN	193	.10

(CONTINUED FROM PREVIOUS PAGE)

	01	02	03	04
0276 WHEATLAND PCT 008	457	237	33	1
0277 WHEATLAND PCT 009	486	293	41	0
0278 WHEATLAND PCT 010	465	202	30	0
0279 WHEATLAND PCT 011	418	178	32	4
0280 WHEATLAND PCT 012	379	205	20	1
0281 WHEATLAND PCT 013	379	210	21	0
0282 WHEATLAND PCT 014	489	239	37	0
0283 WHEATLAND PCT 015	376	218	46	1
0284 WHEATLAND PCT 016	467	220	33	0
0285 WHEATLAND PCT 017	455	256	23	2
0286 WHEATLAND PCT 018	489	243	26	0
0287 WHEATLAND PCT 019	269	291	33	0
0288 WHEATLAND PCT 020	454	147	17	0
0289 WHEATLAND PCT 021	390	190	31	1
0290 WHEATLAND PCT 022	287	309	25	1
0291 WHEATLAND PCT 023	358	237	37	0
0292 WHEATLAND PCT 024	420	171	27	0
0293 WHEATLAND PCT 025	450	237	32	0
0294 WHEATLAND PCT 026	653	250	43	1
0295 WHEATLAND PCT 027	276	333	26	0
0296 WHEATLAND PCT 028	468	240	53	0
0297 WHEATLAND PCT 029	468	285	43	1
0298 WHEATLAND PCT 030	464	241	35	2
0299 WILL PCT 001	430	128	39	1
0300 WILMINGTON PCT 001	305	248	43	0
0301 WILMINGTON PCT 002	348	224	35	1
0302 WILMINGTON PCT 003	410	228	33	0
0303 WILTON PCT 001	257	122	26	0

TREASURER

Vote for not more than 1

01 = Tom Cross (REP)

02 = Michael W. Frerichs (DEM)

VOTES PERCENT
 107,770 55.59
 78,194 40.33

03 = Matthew Skopek (LIB)

VOTES PERCENT
 7,911 4.08

	01	02	03
0001 CHANNAHON PCT 001	450	199	31
0002 CHANNAHON PCT 002	530	261	33
0003 CHANNAHON PCT 003	450	259	29
0004 CHANNAHON PCT 004	437	242	29
0005 CHANNAHON PCT 005	380	209	31
0006 CRETE PCT 001	190	432	21
0007 CRETE PCT 002	203	288	24
0008 CRETE PCT 003	247	248	26
0009 CRETE PCT 004	299	374	24
0010 CRETE PCT 005	208	420	22
0011 CRETE PCT 006	379	307	20
0012 CRETE PCT 007	254	403	15
0013 CRETE PCT 008	304	340	34
0014 CRETE PCT 009	346	228	24
0015 CRETE PCT 010	257	205	29
0016 CRETE PCT 011	373	192	24
0017 CRETE PCT 012	369	252	22
0018 CUSTER PCT 001	327	197	40
0019 DU PAGE PCT 001	464	298	30
0020 DU PAGE PCT 002	503	218	31
0021 DU PAGE PCT 003	546	243	31
0022 DU PAGE PCT 004	310	216	21
0023 DU PAGE PCT 005	268	272	21
0024 DU PAGE PCT 006	266	306	20
0025 DU PAGE PCT 007	508	222	22
0026 DU PAGE PCT 008	198	400	24
0027 DU PAGE PCT 009	227	264	23
0028 DU PAGE PCT 010	255	370	13
0029 DU PAGE PCT 011	218	332	27
0030 DU PAGE PCT 012	220	335	26
0031 DU PAGE PCT 013	197	384	31
0032 DU PAGE PCT 014	297	317	23
0033 DU PAGE PCT 015	239	315	23
0034 DU PAGE PCT 016	263	337	32
0035 DU PAGE PCT 017	242	353	33
0036 DU PAGE PCT 018	240	333	30
0037 DU PAGE PCT 019	198	349	29
0038 DU PAGE PCT 020	157	317	20
0039 DU PAGE PCT 021	219	358	34
0040 DU PAGE PCT 022	244	324	41
0041 DU PAGE PCT 023	204	284	17
0042 DU PAGE PCT 024	190	255	17
0043 DU PAGE PCT 025	195	333	30
0044 DU PAGE PCT 026	182	280	18
0045 DU PAGE PCT 027	169	392	29
0046 DU PAGE PCT 028	173	324	27
0047 DU PAGE PCT 029	239	309	21
0048 DU PAGE PCT 030	161	346	14
0049 DU PAGE PCT 031	269	267	16
0050 DU PAGE PCT 032	296	298	39
0051 DU PAGE PCT 033	291	312	25
0052 DU PAGE PCT 034	444	253	21
0053 DU PAGE PCT 035	71	196	13
0054 DU PAGE PCT 036	304	314	32
0055 DU PAGE PCT 037	262	220	28

City of Aurora results have been added to WHEATLAND PCT 001

For City of Aurora's precinct breakdown – refer to that section of this book

ABSTRACT OF VOTES

WILL COUNTY, ILLINOIS
 GENERAL ELECTION
 NOVEMBER 4, 2014

OFFICIAL RESULTS

	VOTES	PERCENT		VOTES	PERCENT
TREASURER					
Vote for not more than 1					
01 = Tom Cross (REP)	107,770	55.59			
02 = Michael W. Frerichs (DEM)	78,194	40.33	03 = Matthew Skopek (LIB)	7,911	4.08

(CONTINUED FROM PREVIOUS PAGE)

	01	02	03
0056 FLORENCE PCT 001	193	118	19
0057 FRANKFORT PCT 001	463	224	26
0058 FRANKFORT PCT 002	520	243	36
0059 FRANKFORT PCT 003	406	242	23
0060 FRANKFORT PCT 004	379	231	22
0061 FRANKFORT PCT 005	393	195	32
0062 FRANKFORT PCT 006	429	200	39
0063 FRANKFORT PCT 007	419	238	23
0064 FRANKFORT PCT 008	375	258	33
0065 FRANKFORT PCT 009	414	268	21
0066 FRANKFORT PCT 010	389	283	25
0067 FRANKFORT PCT 011	405	206	37
0068 FRANKFORT PCT 012	442	235	27
0069 FRANKFORT PCT 013	379	239	19
0070 FRANKFORT PCT 014	333	240	25
0071 FRANKFORT PCT 015	301	236	42
0072 FRANKFORT PCT 016	414	235	30
0073 FRANKFORT PCT 017	750	229	30
0074 FRANKFORT PCT 018	572	194	29
0075 FRANKFORT PCT 019	331	240	31
0076 FRANKFORT PCT 020	385	260	48
0077 FRANKFORT PCT 021	450	227	18
0078 FRANKFORT PCT 022	515	244	31
0079 FRANKFORT PCT 023	522	176	21
0080 FRANKFORT PCT 024	345	301	26
0081 FRANKFORT PCT 025	527	209	25
0082 FRANKFORT PCT 026	567	187	18
0083 FRANKFORT PCT 027	436	155	24
0084 FRANKFORT PCT 028	453	314	28
0085 FRANKFORT PCT 029	625	217	32
0086 GREEN GARDEN PCT 001	536	174	32
0087 GREEN GARDEN PCT 002	505	200	32
0088 HOMER PCT 001	376	194	37
0089 HOMER PCT 002	529	251	34
0090 HOMER PCT 003	442	193	29
0091 HOMER PCT 004	573	202	27
0092 HOMER PCT 005	398	152	24
0093 HOMER PCT 006	444	207	25
0094 HOMER PCT 007	414	229	32
0095 HOMER PCT 008	403	179	36
0096 HOMER PCT 009	328	216	29
0097 HOMER PCT 010	467	226	29
0098 HOMER PCT 011	410	207	22
0099 HOMER PCT 012	575	190	27
0100 HOMER PCT 013	406	185	29
0101 HOMER PCT 014	586	286	51
0102 HOMER PCT 015	485	278	26
0103 HOMER PCT 016	400	176	34
0104 HOMER PCT 017	600	176	32
0105 HOMER PCT 018	435	284	36
0106 JACKSON PCT 001	428	294	53
0107 JACKSON PCT 002	441	282	41
0108 JOLIET PCT 001	159	397	25
0109 JOLIET PCT 002	214	257	40
0110 JOLIET PCT 003	186	196	28

ABSTRACT OF VOTES

WILL COUNTY, ILLINOIS
GENERAL ELECTION
NOVEMBER 4, 2014

OFFICIAL RESULTS

REPORT-EL52

PAGE 0069

	VOTES	PERCENT		VOTES	PERCENT
TREASURER					
Vote for not more than 1					
01 = Tom Cross (REP)	107,770	55.59			
02 = Michael W. Frerichs (DEM)	78,194	40.33	03 = Matthew Skopek (LIB)	7,911	4.08

(CONTINUED FROM PREVIOUS PAGE)

	01	02	03
0111 JOLIET PCT 004	214	265	26
0112 JOLIET PCT 005	34	380	11
0113 JOLIET PCT 006	32	381	11
0114 JOLIET PCT 007	74	363	6
0115 JOLIET PCT 008	223	276	19
0116 JOLIET PCT 009	144	268	33
0117 JOLIET PCT 010	258	251	32
0118 JOLIET PCT 011	198	264	26
0119 JOLIET PCT 012	119	250	26
0120 JOLIET PCT 013	32	307	13
0121 JOLIET PCT 014	52	311	13
0122 JOLIET PCT 015	136	225	18
0123 JOLIET PCT 016	113	396	25
0124 JOLIET PCT 017	355	298	31
0125 JOLIET PCT 018	493	297	33
0126 JOLIET PCT 019	285	264	25
0127 JOLIET PCT 020	223	298	27
0128 JOLIET PCT 021	370	323	25
0129 JOLIET PCT 022	179	314	31
0130 JOLIET PCT 023	118	297	17
0131 JOLIET PCT 024	118	277	18
0132 JOLIET PCT 025	255	286	14
0133 JOLIET PCT 026	198	262	22
0134 JOLIET PCT 027	42	141	11
0135 JOLIET PCT 028	28	358	16
0136 JOLIET PCT 029	127	288	24
0137 JOLIET PCT 030	211	228	32
0138 JOLIET PCT 031	192	236	18
0139 JOLIET PCT 032	24	394	6
0140 JOLIET PCT 033	190	209	26
0141 JOLIET PCT 034	62	455	15
0142 JOLIET PCT 035	150	427	23
0143 JOLIET PCT 036	77	423	12
0144 JOLIET PCT 037	167	342	21
0145 LOCKPORT PCT 001	818	420	31
0146 LOCKPORT PCT 002	272	315	36
0147 LOCKPORT PCT 003	207	290	36
0148 LOCKPORT PCT 004	217	225	27
0149 LOCKPORT PCT 005	378	248	39
0150 LOCKPORT PCT 006	204	299	29
0151 LOCKPORT PCT 007	205	380	20
0152 LOCKPORT PCT 008	103	362	18
0153 LOCKPORT PCT 009	578	456	26
0154 LOCKPORT PCT 010	320	276	37
0155 LOCKPORT PCT 011	314	277	40
0156 LOCKPORT PCT 012	328	238	31
0157 LOCKPORT PCT 013	836	521	51
0158 LOCKPORT PCT 014	328	246	25
0159 LOCKPORT PCT 015	184	248	15
0160 LOCKPORT PCT 016	311	295	36
0161 LOCKPORT PCT 017	440	290	39
0162 LOCKPORT PCT 018	268	287	43
0163 LOCKPORT PCT 019	359	310	30
0164 LOCKPORT PCT 020	267	219	36
0165 LOCKPORT PCT 021	236	271	29

ABSTRACT OF VOTES

WILL COUNTY, ILLINOIS
 GENERAL ELECTION
 NOVEMBER 4, 2014

OFFICIAL RESULTS

	VOTES	PERCENT		VOTES	PERCENT
TREASURER					
Vote for not more than 1					
01 = Tom Cross (REP)	107,770	55.59			
02 = Michael W. Frerichs (DEM)	78,194	40.33	03 = Matthew Skopek (LIB)	7,911	4.08

(CONTINUED FROM PREVIOUS PAGE)	01	02	03
0166 LOCKPORT PCT 022	238	253	25
0167 LOCKPORT PCT 023	194	195	21
0168 LOCKPORT PCT 024	44	336	8
0169 MANHATTAN PCT 001	386	235	39
0170 MANHATTAN PCT 002	462	279	47
0171 MANHATTAN PCT 003	580	271	31
0172 MANHATTAN PCT 004	379	209	26
0173 MONEE PCT 001	148	369	13
0174 MONEE PCT 002	89	489	12
0175 MONEE PCT 003	327	267	30
0176 MONEE PCT 004	379	319	38
0177 MONEE PCT 005	18	471	9
0178 MONEE PCT 006	17	372	7
0179 MONEE PCT 007	26	523	10
0180 MONEE PCT 008	322	222	25
0181 NEW LENOX PCT 001	300	219	21
0182 NEW LENOX PCT 002	419	232	29
0183 NEW LENOX PCT 003	357	184	32
0184 NEW LENOX PCT 004	385	176	27
0185 NEW LENOX PCT 005	417	215	42
0186 NEW LENOX PCT 006	498	186	34
0187 NEW LENOX PCT 007	631	244	53
0188 NEW LENOX PCT 008	603	206	32
0189 NEW LENOX PCT 009	487	254	31
0190 NEW LENOX PCT 010	514	213	33
0191 NEW LENOX PCT 011	451	253	41
0192 NEW LENOX PCT 012	377	214	38
0193 NEW LENOX PCT 013	424	234	36
0194 NEW LENOX PCT 014	518	297	52
0195 NEW LENOX PCT 015	484	217	21
0196 NEW LENOX PCT 016	440	259	34
0197 NEW LENOX PCT 017	474	253	33
0198 NEW LENOX PCT 018	425	180	30
0199 NEW LENOX PCT 019	468	254	25
0200 NEW LENOX PCT 020	613	257	34
0201 PEOTONE PCT 001	562	200	35
0202 PEOTONE PCT 002	561	196	30
0203 PLAINFIELD PCT 001	398	182	21
0204 PLAINFIELD PCT 002	369	185	20
0205 PLAINFIELD PCT 003	473	167	16
0206 PLAINFIELD PCT 004	129	139	8
0207 PLAINFIELD PCT 005	286	227	23
0208 PLAINFIELD PCT 006	273	262	24
0209 PLAINFIELD PCT 007	228	263	16
0210 PLAINFIELD PCT 008	446	215	16
0211 PLAINFIELD PCT 009	525	186	25
0212 PLAINFIELD PCT 010	438	135	30
0213 PLAINFIELD PCT 011	102	123	10
0214 PLAINFIELD PCT 012	220	269	16
0215 PLAINFIELD PCT 013	528	217	25
0216 PLAINFIELD PCT 014	482	183	14
0217 PLAINFIELD PCT 015	477	179	42
0218 PLAINFIELD PCT 016	472	206	32
0219 PLAINFIELD PCT 017	260	236	21
0220 PLAINFIELD PCT 018	324	240	23

ABSTRACT OF VOTES

WILL COUNTY, ILLINOIS
 GENERAL ELECTION
 NOVEMBER 4, 2014

OFFICIAL RESULTS

	VOTES	PERCENT		VOTES	PERCENT
TREASURER					
Vote for not more than 1					
01 = Tom Cross (REP)	107,770	55.59			
02 = Michael W. Frerichs (DEM)	78,194	40.33	03 = Matthew Skopek (LIB)	7,911	4.08

(CONTINUED FROM PREVIOUS PAGE)

	01	02	03
0221 PLAINFIELD PCT 019	259	207	15
0222 PLAINFIELD PCT 020	359	180	13
0223 PLAINFIELD PCT 021	427	157	16
0224 PLAINFIELD PCT 022	357	145	13
0225 PLAINFIELD PCT 023	316	204	21
0226 PLAINFIELD PCT 024	417	224	24
0227 PLAINFIELD PCT 025	275	224	28
0228 PLAINFIELD PCT 026	220	183	13
0229 PLAINFIELD PCT 027	314	238	33
0230 PLAINFIELD PCT 028	305	206	19
0231 PLAINFIELD PCT 029	355	163	15
0232 PLAINFIELD PCT 030	377	185	25
0233 PLAINFIELD PCT 031	333	209	22
0234 PLAINFIELD PCT 032	306	200	16
0235 PLAINFIELD PCT 033	365	285	36
0236 PLAINFIELD PCT 034	227	181	30
0237 PLAINFIELD PCT 035	275	233	19
0238 PLAINFIELD PCT 036	340	213	21
0239 REED PCT 001	345	250	40
0240 REED PCT 002	390	253	33
0241 REED PCT 003	327	251	45
0242 TROY PCT 001	243	261	20
0243 TROY PCT 002	300	220	17
0244 TROY PCT 003	313	234	19
0245 TROY PCT 004	332	228	34
0246 TROY PCT 005	376	233	31
0247 TROY PCT 006	185	192	16
0248 TROY PCT 007	439	230	24
0249 TROY PCT 008	408	276	21
0250 TROY PCT 009	412	251	23
0251 TROY PCT 010	508	216	24
0252 TROY PCT 011	681	257	29
0253 TROY PCT 012	372	288	36
0254 TROY PCT 013	659	342	24
0255 TROY PCT 014	546	199	15
0256 TROY PCT 015	541	238	33
0257 TROY PCT 016	407	331	28
0258 TROY PCT 017	602	222	24
0259 TROY PCT 018	219	263	22
0260 TROY PCT 019	177	284	22
0261 TROY PCT 020	530	248	26
0262 TROY PCT 021	443	191	21
0263 TROY PCT 022	267	106	25
0264 TROY PCT 023	406	215	34
0265 WASHINGTON PCT 001	443	207	26
0266 WASHINGTON PCT 002	466	221	32
0267 WASHINGTON PCT 003	441	180	22
0268 WESLEY PCT 001	436	253	43
0269 WHEATLAND PCT 001	1790	1269	108
0270 WHEATLAND PCT 002	571	272	20
0271 WHEATLAND PCT 003	505	143	8
0272 WHEATLAND PCT 004	326	332	27
0273 WHEATLAND PCT 005	537	192	16
0274 WHEATLAND PCT 006	429	201	23
0275 WHEATLAND PCT 007	506	203	15

ABSTRACT OF VOTES

WILL COUNTY, ILLINOIS
 GENERAL ELECTION
 NOVEMBER 4, 2014

OFFICIAL RESULTS

REPORT-EL52


PAGE 0072

	VOTES			PERCENT	VOTES		PERCENT
TREASURER							
Vote for not more than 1							
01 = Tom Cross (REP)	107,770			55.59			
02 = Michael W. Frerichs (DEM)	78,194			40.33	03 = Matthew Skopek (LIB)	7,911	4.08
(CONTINUED FROM PREVIOUS PAGE)	01	02	03				
0276 WHEATLAND PCT 008	464	229	20				
0277 WHEATLAND PCT 009	488	291	34				
0278 WHEATLAND PCT 010	488	191	16				
0279 WHEATLAND PCT 011	445	168	10				
0280 WHEATLAND PCT 012	391	195	12				
0281 WHEATLAND PCT 013	394	200	13				
0282 WHEATLAND PCT 014	532	208	19				
0283 WHEATLAND PCT 015	396	214	24				
0284 WHEATLAND PCT 016	494	199	25				
0285 WHEATLAND PCT 017	471	240	18				
0286 WHEATLAND PCT 018	521	217	18				
0287 WHEATLAND PCT 019	298	270	24				
0288 WHEATLAND PCT 020	472	131	14				
0289 WHEATLAND PCT 021	400	187	20				
0290 WHEATLAND PCT 022	290	308	20				
0291 WHEATLAND PCT 023	401	214	17				
0292 WHEATLAND PCT 024	449	149	15				
0293 WHEATLAND PCT 025	512	186	18				
0294 WHEATLAND PCT 026	722	190	31				
0295 WHEATLAND PCT 027	299	320	15				
0296 WHEATLAND PCT 028	542	193	31				
0297 WHEATLAND PCT 029	532	242	24				
0298 WHEATLAND PCT 030	542	182	20				
0299 WILL PCT 001	442	129	24				
0300 WILMINGTON PCT 001	321	224	41				
0301 WILMINGTON PCT 002	336	238	33				
0302 WILMINGTON PCT 003	414	226	30				
0303 WILTON PCT 001	292	93	14				



Nancy Schultz Voots

W I L L C O U N T Y C L E R K

A large, stylized graphic of the American flag, with the stars and stripes rendered in a soft, glowing blue and white color scheme, serving as a background for the title.

CONGRESSIONAL SUMMARY

(1st, 2nd, 3rd, 11th, 14th & 16th DISTRICTS)

01 = BALLOTS CAST

VOTES PERCENT
 35,111

REPRESENTATIVE IN CONGRESS 1ST CONGRESSIONAL DISTRICT
 Vote for not more than 1
 02 = Jimmy Lee Tillman (REP) 24,129 72.22
 03 = Bobby L. Rush (DEM) 9,283 27.78

	01	02	03
0057 FRANKFORT PCT 001	726	517	179
0058 FRANKFORT PCT 002	819	580	191
0059 FRANKFORT PCT 003	686	454	220
0060 FRANKFORT PCT 004	655	448	177
0061 FRANKFORT PCT 005	637	433	173
0062 FRANKFORT PCT 006	686	474	184
0063 FRANKFORT PCT 007	701	464	200
0064 FRANKFORT PCT 008	691	436	219
0065 FRANKFORT PCT 009	715	452	231
0066 FRANKFORT PCT 010	716	419	259
0067 FRANKFORT PCT 011	667	455	182
0068 FRANKFORT PCT 012	734	490	195
0069 FRANKFORT PCT 013	656	417	200
0070 FRANKFORT PCT 014	615	373	209
0071 FRANKFORT PCT 015	598	368	199
0072 FRANKFORT PCT 016	706	486	195
0073 FRANKFORT PCT 017	1048	795	197
0074 FRANKFORT PCT 018	808	617	153
0075 FRANKFORT PCT 019	627	391	202
0076 FRANKFORT PCT 020	716	448	227
0077 FRANKFORT PCT 021	713	507	168
0078 FRANKFORT PCT 022	812	552	210
0079 FRANKFORT PCT 023	740	549	156
0080 FRANKFORT PCT 024	689	366	291
0081 FRANKFORT PCT 025	781	560	166
0082 FRANKFORT PCT 026	782	580	176
0083 FRANKFORT PCT 027	634	461	138
0084 FRANKFORT PCT 028	815	535	246
0085 FRANKFORT PCT 029	894	662	203
0086 GREEN GARDEN PCT 001	754	603	132
0087 GREEN GARDEN PCT 002	748	584	143
0106 JACKSON PCT 001	548	350	166
0107 JACKSON PCT 002	780	509	224
0169 MANHATTAN PCT 001	680	432	209
0170 MANHATTAN PCT 002	805	559	205
0171 MANHATTAN PCT 003	899	655	213
0172 MANHATTAN PCT 004	645	428	187
0182 NEW LENOX PCT 002	255	174	62
0187 NEW LENOX PCT 007	952	702	217
0188 NEW LENOX PCT 008	857	622	186
0192 NEW LENOX PCT 012	644	417	190
0193 NEW LENOX PCT 013	708	482	195
0194 NEW LENOX PCT 014	884	610	236
0195 NEW LENOX PCT 015	743	526	170
0197 NEW LENOX PCT 017	778	545	204
0198 NEW LENOX PCT 018	644	448	164
0199 NEW LENOX PCT 019	778	519	218
0200 NEW LENOX PCT 020	942	675	216

01 = BALLOTS CAST

VOTES PERCENT
 16,865

REPRESENTATIVE IN CONGRESS 2ND CONGRESSIONAL DISTRICT
 Vote for not more than 1
 02 = Eric M. Wallace (REP) 7,907 48.64
 03 = Robin Kelly (DEM) 8,320 51.18
 04 = WRITE-IN 28 .17

	01	02	03	04
0006 CRETE PCT 001	647	183	444	1
0007 CRETE PCT 002	524	204	309	1
0008 CRETE PCT 003	531	243	262	1
0009 CRETE PCT 004	711	281	402	0
0010 CRETE PCT 005	662	193	453	1
0011 CRETE PCT 006	715	354	337	0
0012 CRETE PCT 007	685	239	426	1
0013 CRETE PCT 008	692	302	365	1
0014 CRETE PCT 009	608	341	245	2
0015 CRETE PCT 010	500	254	222	2
0016 CRETE PCT 011	598	387	197	0
0017 CRETE PCT 012	650	358	255	3
0173 MONEE PCT 001	536	150	372	1
0174 MONEE PCT 002	594	71	502	1
0175 MONEE PCT 003	640	336	276	2
0176 MONEE PCT 004	752	359	364	0
0177 MONEE PCT 005	505	14	475	2
0178 MONEE PCT 006	406	19	370	1
0179 MONEE PCT 007	568	19	523	0
0180 MONEE PCT 008	583	320	236	1
0201 PEOTONE PCT 001	822	574	221	2
0202 PEOTONE PCT 002	804	582	196	1
0265 WASHINGTON PCT 001	701	444	233	0
0266 WASHINGTON PCT 002	740	474	241	3
0267 WASHINGTON PCT 003	669	469	163	0
0299 WILL PCT 001	609	458	122	0
0303 WILTON PCT 001	413	279	109	1

VOTES PERCENT

VOTES PERCENT

REPRESENTATIVE IN CONGRESS 3RD CONGRESSIONAL DISTRICT

01 = BALLOTS CAST

25,657

Vote for not more than 1

02 = Sharon M. Brannigan (REP)

12,411 49.85

03 = Daniel William Lipinski (DEM)

12,486 50.15

01 02 03

0050 DU PAGE PCT 032	212	104	98
0051 DU PAGE PCT 033	136	62	72
0053 DU PAGE PCT 035	289	73	210
0054 DU PAGE PCT 036	663	268	374
0055 DU PAGE PCT 037	528	226	277
0088 HOMER PCT 001	623	344	261
0089 HOMER PCT 002	830	494	311
0090 HOMER PCT 003	682	386	274
0091 HOMER PCT 004	815	501	301
0092 HOMER PCT 005	596	338	238
0093 HOMER PCT 006	685	418	253
0094 HOMER PCT 007	692	390	283
0095 HOMER PCT 008	630	366	248
0096 HOMER PCT 009	587	303	275
0097 HOMER PCT 010	735	396	312
0098 HOMER PCT 011	659	379	255
0099 HOMER PCT 012	808	520	272
0100 HOMER PCT 013	638	361	256
0101 HOMER PCT 014	954	540	389
0102 HOMER PCT 015	805	413	373
0103 HOMER PCT 016	623	370	231
0104 HOMER PCT 017	819	557	245
0105 HOMER PCT 018	774	396	362
0108 JOLIET PCT 001	554	122	417
0109 JOLIET PCT 002	516	203	289
0110 JOLIET PCT 003	422	168	231
0146 LOCKPORT PCT 002	634	234	374
0147 LOCKPORT PCT 003	535	195	327
0148 LOCKPORT PCT 004	477	195	272
0149 LOCKPORT PCT 005	675	349	316
0154 LOCKPORT PCT 010	653	264	366
0155 LOCKPORT PCT 011	657	278	355
0156 LOCKPORT PCT 012	616	294	298
0159 LOCKPORT PCT 015	457	151	290
0160 LOCKPORT PCT 016	655	264	377
0161 LOCKPORT PCT 017	785	360	404
0162 LOCKPORT PCT 018	619	241	356
0163 LOCKPORT PCT 019	710	293	404
0164 LOCKPORT PCT 020	0	0	0
0165 LOCKPORT PCT 021	551	208	326
0166 LOCKPORT PCT 022	529	205	306
0167 LOCKPORT PCT 023	429	155	252
0168 LOCKPORT PCT 024	400	27	356

VOTES PERCENT

VOTES PERCENT

REPRESENTATIVE IN CONGRESS 11TH CONGRESSIONAL DISTRICT

01 = BALLOTS CAST

81,955

Vote for not more than 1
02 = Darlene Senger (REP)
03 = Bill Foster (DEM)

34,867 43.59
45,130 56.41

01 02 03

0019 DU PAGE PCT 001	813	454	340
0020 DU PAGE PCT 002	777	471	290
0021 DU PAGE PCT 003	845	515	310
0022 DU PAGE PCT 004	559	290	261
0023 DU PAGE PCT 005	572	240	328
0024 DU PAGE PCT 006	606	241	354
0025 DU PAGE PCT 007	777	478	286
0026 DU PAGE PCT 008	635	193	433
0027 DU PAGE PCT 009	527	228	290
0028 DU PAGE PCT 010	645	229	405
0029 DU PAGE PCT 011	581	199	371
0030 DU PAGE PCT 012	597	206	374
0031 DU PAGE PCT 013	629	192	421
0032 DU PAGE PCT 014	645	275	356
0033 DU PAGE PCT 015	585	210	365
0034 DU PAGE PCT 016	649	242	396
0035 DU PAGE PCT 017	641	229	403
0036 DU PAGE PCT 018	610	226	373
0037 DU PAGE PCT 019	588	200	379
0038 DU PAGE PCT 020	496	142	350
0039 DU PAGE PCT 021	621	210	389
0040 DU PAGE PCT 022	622	244	364
0041 DU PAGE PCT 023	516	186	319
0042 DU PAGE PCT 024	468	165	293
0043 DU PAGE PCT 025	565	193	366
0044 DU PAGE PCT 026	491	178	301
0045 DU PAGE PCT 027	602	152	440
0046 DU PAGE PCT 028	534	165	359
0047 DU PAGE PCT 029	575	208	359
0048 DU PAGE PCT 030	530	138	379
0049 DU PAGE PCT 031	560	245	309
0050 DU PAGE PCT 032	439	174	259
0051 DU PAGE PCT 033	501	197	289
0052 DU PAGE PCT 034	726	389	323
0054 DU PAGE PCT 036	0	0	0
0106 JACKSON PCT 001	237	119	111
0108 JOLIET PCT 001	37	3	32
0109 JOLIET PCT 002	6	6	0
0111 JOLIET PCT 004	518	197	309
0112 JOLIET PCT 005	440	31	386
0113 JOLIET PCT 006	433	26	389
0114 JOLIET PCT 007	450	54	393
0115 JOLIET PCT 008	525	197	320
0116 JOLIET PCT 009	450	119	321
0117 JOLIET PCT 010	552	228	308
0118 JOLIET PCT 011	493	185	302
0119 JOLIET PCT 012	402	108	285
0120 JOLIET PCT 013	355	29	315
0121 JOLIET PCT 014	383	43	330
0122 JOLIET PCT 015	384	125	251
0123 JOLIET PCT 016	541	92	435
0124 JOLIET PCT 017	696	294	386
0125 JOLIET PCT 018	848	397	424
0126 JOLIET PCT 019	587	248	328
0127 JOLIET PCT 020	562	194	349

VOTES	PERCENT	VOTES	PERCENT
REPRESENTATIVE IN CONGRESS 11TH CONGRESSIONAL DISTRICT			
Vote for not more than 1			
		34,867	43.59
		45,130	56.41

01 = BALLOTS CAST

81,955

(CONTINUED FROM PREVIOUS PAGE)

	01	02	03
0128 JOLIET PCT 021	736	317	402
0129 JOLIET PCT 022	538	164	362
0130 JOLIET PCT 023	435	102	324
0131 JOLIET PCT 024	420	104	297
0132 JOLIET PCT 025	567	212	337
0133 JOLIET PCT 026	493	161	319
0134 JOLIET PCT 027	198	32	162
0135 JOLIET PCT 028	414	24	376
0136 JOLIET PCT 029	449	130	312
0137 JOLIET PCT 030	474	200	263
0138 JOLIET PCT 031	456	175	268
0139 JOLIET PCT 032	426	14	404
0140 JOLIET PCT 033	434	180	244
0141 JOLIET PCT 034	548	49	479
0142 JOLIET PCT 035	609	135	465
0143 JOLIET PCT 036	518	77	433
0144 JOLIET PCT 037	533	147	383
0145 LOCKPORT PCT 001	1287	733	537
0150 LOCKPORT PCT 006	542	169	349
0151 LOCKPORT PCT 007	610	173	421
0152 LOCKPORT PCT 008	492	102	379
0153 LOCKPORT PCT 009	1073	522	536
0157 LOCKPORT PCT 013	1426	745	666
0158 LOCKPORT PCT 014	615	286	309
0164 LOCKPORT PCT 020	539	250	272
0181 NEW LENOX PCT 001	555	286	251
0182 NEW LENOX PCT 002	434	261	168
0183 NEW LENOX PCT 003	591	354	215
0184 NEW LENOX PCT 004	601	366	220
0185 NEW LENOX PCT 005	691	411	255
0186 NEW LENOX PCT 006	739	478	235
0189 NEW LENOX PCT 009	797	471	294
0190 NEW LENOX PCT 010	787	468	294
0191 NEW LENOX PCT 011	771	433	315
0196 NEW LENOX PCT 016	751	431	308
0198 NEW LENOX PCT 018	9	5	3
0206 PLAINFIELD PCT 004	285	105	170
0207 PLAINFIELD PCT 005	542	240	291
0208 PLAINFIELD PCT 006	563	232	319
0209 PLAINFIELD PCT 007	516	170	332
0212 PLAINFIELD PCT 010	301	177	116
0213 PLAINFIELD PCT 011	237	78	154
0214 PLAINFIELD PCT 012	511	177	322
0215 PLAINFIELD PCT 013	672	390	275
0216 PLAINFIELD PCT 014	684	376	291
0217 PLAINFIELD PCT 015	707	414	275
0218 PLAINFIELD PCT 016	725	376	326
0219 PLAINFIELD PCT 017	527	222	287
0220 PLAINFIELD PCT 018	593	272	306
0221 PLAINFIELD PCT 019	485	197	272
0222 PLAINFIELD PCT 020	558	276	271
0223 PLAINFIELD PCT 021	605	348	243
0224 PLAINFIELD PCT 022	518	282	224
0225 PLAINFIELD PCT 023	544	268	270
0226 PLAINFIELD PCT 024	669	341	311

VOTES	PERCENT	VOTES	PERCENT
81,955			
REPRESENTATIVE IN CONGRESS 11TH CONGRESSIONAL DISTRICT			
Vote for not more than 1			
		34,867	43.59
		45,130	56.41

01 = BALLOTS CAST

(CONTINUED FROM PREVIOUS PAGE)

	01	02	03
0227 PLAINFIELD PCT 025	534	219	298
0228 PLAINFIELD PCT 026	418	168	243
0229 PLAINFIELD PCT 027	590	230	344
0230 PLAINFIELD PCT 028	540	254	267
0231 PLAINFIELD PCT 029	540	289	236
0232 PLAINFIELD PCT 030	603	306	273
0233 PLAINFIELD PCT 031	570	282	274
0234 PLAINFIELD PCT 032	531	235	289
0235 PLAINFIELD PCT 033	689	321	357
0236 PLAINFIELD PCT 034	441	199	231
0237 PLAINFIELD PCT 035	541	209	306
0238 PLAINFIELD PCT 036	579	286	278
0242 TROY PCT 001	533	215	305
0243 TROY PCT 002	547	226	305
0244 TROY PCT 003	573	266	290
0245 TROY PCT 004	604	276	311
0246 TROY PCT 005	651	302	334
0247 TROY PCT 006	406	172	223
0248 TROY PCT 007	710	349	336
0249 TROY PCT 008	715	330	371
0250 TROY PCT 009	705	339	336
0251 TROY PCT 010	756	410	324
0252 TROY PCT 011	982	569	395
0253 TROY PCT 012	713	326	366
0254 TROY PCT 013	26	18	6
0255 TROY PCT 014	121	60	58
0256 TROY PCT 015	573	337	214
0257 TROY PCT 016	779	317	441
0258 TROY PCT 017	212	115	95
0259 TROY PCT 018	513	189	316
0260 TROY PCT 019	493	153	326
0264 TROY PCT 023	660	363	282
0272 WHEATLAND PCT 004	701	315	373
0273 WHEATLAND PCT 005	775	507	241
0287 WHEATLAND PCT 019	606	260	333
0290 WHEATLAND PCT 022	630	255	358
0294 WHEATLAND PCT 026	6	0	6
0295 WHEATLAND PCT 027	163	93	69

VOTES	PERCENT		VOTES	PERCENT
29,115		REPRESENTATIVE IN CONGRESS 14TH CONGRESSIONAL DISTRICT		
		Vote for not more than 1		
		02 = Randall M. "Randy" Hultgren (REP)	18,054	64.22
		03 = Dennis Anderson (DEM)	10,059	35.78

01 = BALLOTS CAST

	01	02	03
0203 PLAINFIELD PCT 001	608	355	232
0204 PLAINFIELD PCT 002	579	337	226
0205 PLAINFIELD PCT 003	660	418	212
0210 PLAINFIELD PCT 008	685	382	265
0211 PLAINFIELD PCT 009	747	467	237
0212 PLAINFIELD PCT 010	309	195	98
0215 PLAINFIELD PCT 013	109	57	46
0254 TROY PCT 013	1013	589	383
0255 TROY PCT 014	646	403	218
0256 TROY PCT 015	245	143	99
0258 TROY PCT 017	651	429	195
0261 TROY PCT 020	818	458	315
0262 TROY PCT 021	660	397	235
0263 TROY PCT 022	407	279	117
0269 WHEATLAND PCT 001	3160	1638	1498
0270 WHEATLAND PCT 002	885	575	276
0271 WHEATLAND PCT 003	671	476	165
0274 WHEATLAND PCT 006	669	433	215
0275 WHEATLAND PCT 007	741	509	209
0276 WHEATLAND PCT 008	741	480	226
0277 WHEATLAND PCT 009	840	505	311
0278 WHEATLAND PCT 010	709	477	209
0279 WHEATLAND PCT 011	642	418	195
0280 WHEATLAND PCT 012	612	381	205
0281 WHEATLAND PCT 013	616	387	206
0282 WHEATLAND PCT 014	776	532	213
0283 WHEATLAND PCT 015	651	397	237
0284 WHEATLAND PCT 016	728	485	213
0285 WHEATLAND PCT 017	755	467	256
0286 WHEATLAND PCT 018	774	521	226
0288 WHEATLAND PCT 020	625	477	140
0289 WHEATLAND PCT 021	624	402	196
0290 WHEATLAND PCT 022	0	0	0
0291 WHEATLAND PCT 023	641	354	258
0292 WHEATLAND PCT 024	622	446	157
0293 WHEATLAND PCT 025	728	464	233
0294 WHEATLAND PCT 026	950	687	242
0295 WHEATLAND PCT 027	481	159	304
0296 WHEATLAND PCT 028	776	508	243
0297 WHEATLAND PCT 029	807	482	304
0298 WHEATLAND PCT 030	754	485	244

City of Aurora results have been added to WHEATLAND PCT 001

For City of Aurora's precinct breakdown – refer to that section of this book

ABSTRACT OF VOTES

16th Congressional Dist
 GENERAL ELECTION
 NOVEMBER 4, 2014

OFFICIAL RESULTS

REPORT-EL86 PAGE 001

01 = BALLOTS CAST

VOTES PERCENT

9,199

REPRESENTATIVE IN CONGRESS 16TH CONGRESSIONAL DISTRICT

VOTES PERCENT

Vote for not more than 1

02 = Adam Kinzinger (REP)

6,138 68.41

03 = Randall Wayne Olsen (DEM)

2,834 31.59

	01	02	03
0001 CHANNAHON PCT 001	698	521	159
0002 CHANNAHON PCT 002	843	597	228
0003 CHANNAHON PCT 003	755	499	236
0004 CHANNAHON PCT 004	724	500	210
0005 CHANNAHON PCT 005	639	441	183
0018 CUSTER PCT 001	571	397	168
0056 FLORENCE PCT 001	335	219	105
0239 REED PCT 001	652	405	232
0240 REED PCT 002	693	438	238
0241 REED PCT 003	643	406	215
0268 WESLEY PCT 001	742	498	228
0300 WILMINGTON PCT 001	608	375	208
0301 WILMINGTON PCT 002	617	381	217
0302 WILMINGTON PCT 003	679	461	207



Nancy Schultz Voots

W I L L C O U N T Y C L E R K

A stylized American flag with stars and stripes, set against a blue background, serves as a backdrop for the title.

LEGISLATIVE SUMMARY

(15th, 21st & 42nd DISTRICTS)

**THERE WAS NO ELECTION FOR THE
17th, 19th, 38th, 40th, 41st, 43rd & 49th DISTRICTS**

ABSTRACT OF VOTES

15th Legislative Dist
GENERAL ELECTION
NOVEMBER 4, 2014

OFFICIAL RESULTS

REPORT-EL86 PAGE 001

VOTES PERCENT

VOTES PERCENT

STATE SENATOR 15TH LEGISLATIVE DISTRICT

01 = BALLOTS CAST

6,871

Vote for not more than 1
02 = No Candidate Filed (REP)
03 = Napoleon Harris (DEM)

0
4,842 100.00

01 02 03

0006 CRETE PCT 001	260	0	196
0007 CRETE PCT 002	523	0	414
0008 CRETE PCT 003	531	0	362
0009 CRETE PCT 004	710	0	502
0010 CRETE PCT 005	661	0	522
0011 CRETE PCT 006	343	0	240
0013 CRETE PCT 008	692	0	508
0014 CRETE PCT 009	606	0	396
0015 CRETE PCT 010	499	0	339
0016 CRETE PCT 011	73	0	44
0175 MONEE PCT 003	640	0	423
0176 MONEE PCT 004	750	0	539
0180 MONEE PCT 008	583	0	357

ABSTRACT OF VOTES

21st Legislative Dist
 GENERAL ELECTION
 NOVEMBER 4, 2014

OFFICIAL RESULTS

REPORT-EL86 PAGE 001

VOTES PERCENT

VOTES PERCENT

01 = BALLOTS CAST

11,464

STATE SENATOR 21ST LEGISLATIVE DISTRICT

Vote for not more than 1

02 = Michael G. Connelly (REP)

03 = No Candidate Filed (DEM)

9,204 100.00

0

 01 02 03

0019 DU PAGE PCT 001	812	622	0
0020 DU PAGE PCT 002	777	636	0
0025 DU PAGE PCT 007	553	449	0
0273 WHEATLAND PCT 005	775	630	0
0274 WHEATLAND PCT 006	668	536	0
0275 WHEATLAND PCT 007	740	609	0
0276 WHEATLAND PCT 008	741	584	0
0277 WHEATLAND PCT 009	838	672	0
0278 WHEATLAND PCT 010	709	581	0
0280 WHEATLAND PCT 012	295	232	0
0281 WHEATLAND PCT 013	605	477	0
0282 WHEATLAND PCT 014	775	627	0
0283 WHEATLAND PCT 015	651	510	0
0284 WHEATLAND PCT 016	107	81	0
0285 WHEATLAND PCT 017	755	591	0
0286 WHEATLAND PCT 018	774	623	0
0288 WHEATLAND PCT 020	625	534	0
0289 WHEATLAND PCT 021	264	210	0

01 = BALLOTS CAST

VOTES PERCENT
4,766

STATE SENATOR 42ND LEGISLATIVE DISTRICT
Vote for not more than 1
02 = No Candidate Filed (REP)
03 = Linda Holmes (DEM)

VOTES PERCENT
0
3,742 100.00

	01	02	03
0269 WHEATLAND PCT 001	1900	0	1893
0270 WHEATLAND PCT 002	885	0	545
0271 WHEATLAND PCT 003	671	0	372
0272 WHEATLAND PCT 004	700	0	529
0279 WHEATLAND PCT 011	293	0	192
0280 WHEATLAND PCT 012	317	0	211

City of Aurora results have been added to WHEATLAND PCT 001

For City of Aurora's precinct breakdown – refer to that section of this book



Nancy Schultz Voots

W I L L C O U N T Y C L E R K

A stylized American flag with a blue field of white stars and red and white stripes, set against a blue gradient background.

REPRESENTATIVE SUMMARY

**(29th, 34th, 37th, 38th, 41st, 75th, 79th, 80th, 81st,
82nd, 84th, 85th, 86th, 97th & 98th DISTRICTS)**

ABSTRACT OF VOTES

29th Representative Dist
GENERAL ELECTION
NOVEMBER 4, 2014

OFFICIAL RESULTS

REPORT-EL86

PAGE 001

VOTES PERCENT

VOTES PERCENT

01 = BALLOTS CAST

6,871

REPRESENTATIVE IN THE GENERAL ASSEMBLY
29TH REPRESENTATIVE DISTRICT
Vote for not more than 1
02 = No Candidate Filed (REP)
03 = Thaddeus Jones (DEM)

0
4,754 100.00

01 02 03

0006 CRETE PCT 001	260	0	192
0007 CRETE PCT 002	523	0	415
0008 CRETE PCT 003	531	0	349
0009 CRETE PCT 004	710	0	491
0010 CRETE PCT 005	661	0	515
0011 CRETE PCT 006	343	0	236
0013 CRETE PCT 008	692	0	495
0014 CRETE PCT 009	606	0	388
0015 CRETE PCT 010	499	0	335
0016 CRETE PCT 011	73	0	44
0175 MONEE PCT 003	640	0	411
0176 MONEE PCT 004	750	0	529
0180 MONEE PCT 008	583	0	354

ABSTRACT OF VOTES

34th Representative Dist
 GENERAL ELECTION
 NOVEMBER 4, 2014

OFFICIAL RESULTS

REPORT-EL86 PAGE 001

VOTES PERCENT

VOTES PERCENT

01 = BALLOTS CAST

4,533

REPRESENTATIVE IN THE GENERAL ASSEMBLY
 34TH REPRESENTATIVE DISTRICT

Vote for not more than 1

02 = Mark Ekhoﬀ (REP)

03 = Elgie R. Sims, Jr. (DEM)

2,909 67.12

1,425 32.88

 01 02 03

0011 CRETE PCT 006	372	252	111
0012 CRETE PCT 007	685	248	408
0016 CRETE PCT 011	524	365	144
0017 CRETE PCT 012	649	387	227
0265 WASHINGTON PCT 001	519	345	143
0266 WASHINGTON PCT 002	740	517	196
0267 WASHINGTON PCT 003	669	505	126
0299 WILL PCT 001	375	290	70

VOTES PERCENT

VOTES PERCENT

01 = BALLOTS CAST

29,945

REPRESENTATIVE IN THE GENERAL ASSEMBLY
 37TH REPRESENTATIVE DISTRICT
 Vote for not more than 1
 02 = Margo McDermed (REP)
 03 = Nichole Serbin (DEM)

19,959 69.35
 8,820 30.65

	01	02	03
0057 FRANKFORT PCT 001	726	485	223
0058 FRANKFORT PCT 002	819	589	197
0059 FRANKFORT PCT 003	684	427	232
0060 FRANKFORT PCT 004	655	424	200
0061 FRANKFORT PCT 005	636	421	195
0062 FRANKFORT PCT 006	685	477	187
0063 FRANKFORT PCT 007	701	446	225
0064 FRANKFORT PCT 008	691	420	238
0065 FRANKFORT PCT 009	715	430	257
0067 FRANKFORT PCT 011	664	465	180
0068 FRANKFORT PCT 012	734	503	200
0069 FRANKFORT PCT 013	656	415	214
0072 FRANKFORT PCT 016	705	470	209
0073 FRANKFORT PCT 017	811	610	173
0074 FRANKFORT PCT 018	808	617	167
0075 FRANKFORT PCT 019	627	354	239
0077 FRANKFORT PCT 021	713	483	195
0078 FRANKFORT PCT 022	812	542	225
0079 FRANKFORT PCT 023	434	333	81
0080 FRANKFORT PCT 024	322	200	106
0100 HOMER PCT 013	638	418	189
0101 HOMER PCT 014	954	627	282
0102 HOMER PCT 015	805	501	275
0103 HOMER PCT 016	623	424	171
0105 HOMER PCT 018	774	468	282
0181 NEW LENOX PCT 001	555	318	214
0182 NEW LENOX PCT 002	689	456	219
0183 NEW LENOX PCT 003	591	390	171
0184 NEW LENOX PCT 004	601	400	186
0185 NEW LENOX PCT 005	690	462	203
0186 NEW LENOX PCT 006	739	529	179
0187 NEW LENOX PCT 007	952	691	227
0188 NEW LENOX PCT 008	856	628	200
0189 NEW LENOX PCT 009	797	515	243
0190 NEW LENOX PCT 010	784	548	204
0191 NEW LENOX PCT 011	771	495	247
0192 NEW LENOX PCT 012	644	405	209
0193 NEW LENOX PCT 013	708	462	226
0194 NEW LENOX PCT 014	883	573	283
0195 NEW LENOX PCT 015	743	522	186
0196 NEW LENOX PCT 016	743	464	257
0197 NEW LENOX PCT 017	736	504	211
0199 NEW LENOX PCT 019	71	48	13

ABSTRACT OF VOTES

38th Representative Dist
GENERAL ELECTION
NOVEMBER 4, 2014

OFFICIAL RESULTS

REPORT-EL86 PAGE 001

01 = BALLOTS CAST

VOTES PERCENT

3,011

REPRESENTATIVE IN THE GENERAL ASSEMBLY
38TH REPRESENTATIVE DISTRICT

VOTES PERCENT

Vote for not more than 1
02 = Anthony Granata (REP)
03 = Al Riley (DEM)

1,593 55.66
1,269 44.34

01 02 03

0059 FRANKFORT PCT 003	2	0	2
0066 FRANKFORT PCT 010	715	381	300
0070 FRANKFORT PCT 014	615	336	250
0071 FRANKFORT PCT 015	598	319	245
0076 FRANKFORT PCT 020	716	406	269
0080 FRANKFORT PCT 024	365	151	203

ABSTRACT OF VOTES

41st Representative Dist
 GENERAL ELECTION
 NOVEMBER 4, 2014

OFFICIAL RESULTS

REPORT-EL86 PAGE 001

01 = BALLOTS CAST

VOTES PERCENT
 11,464

REPRESENTATIVE IN THE GENERAL ASSEMBLY
 41ST REPRESENTATIVE DISTRICT
 Vote for not more than 1
 02 = Grant Wehrli (REP)
 03 = Ed Agustin (DEM)

VOTES PERCENT
 7,782 71.00
 3,178 29.00

	01	02	03
0019 DU PAGE PCT 001	812	522	254
0020 DU PAGE PCT 002	777	544	208
0025 DU PAGE PCT 007	553	400	128
0273 WHEATLAND PCT 005	775	558	167
0274 WHEATLAND PCT 006	668	438	201
0275 WHEATLAND PCT 007	740	519	191
0276 WHEATLAND PCT 008	741	497	202
0277 WHEATLAND PCT 009	838	529	280
0278 WHEATLAND PCT 010	709	507	176
0280 WHEATLAND PCT 012	295	191	88
0281 WHEATLAND PCT 013	605	383	198
0282 WHEATLAND PCT 014	775	539	197
0283 WHEATLAND PCT 015	651	415	208
0284 WHEATLAND PCT 016	107	68	34
0285 WHEATLAND PCT 017	755	481	231
0286 WHEATLAND PCT 018	774	546	192
0288 WHEATLAND PCT 020	625	476	137
0289 WHEATLAND PCT 021	264	169	86

ABSTRACT OF VOTES

75th Representative Dist
 GENERAL ELECTION
 NOVEMBER 4, 2014

OFFICIAL RESULTS

REPORT-EL86 PAGE 001

VOTES PERCENT

VOTES PERCENT

01 = BALLOTS CAST

6,825

REPRESENTATIVE IN THE GENERAL ASSEMBLY
 75TH REPRESENTATIVE DISTRICT

Vote for not more than 1

02 = John D. Anthony (REP)

03 = Martha J. Shugart (DEM)

3,848 58.21

2,763 41.79

 01 02 03

0001 CHANNAHON PCT 001	698	431	238
0002 CHANNAHON PCT 002	843	509	307
0005 CHANNAHON PCT 005	34	27	7
0018 CUSTER PCT 001	571	348	213
0056 FLORENCE PCT 001	49	23	24
0239 REED PCT 001	650	344	289
0240 REED PCT 002	692	378	296
0241 REED PCT 003	642	317	299
0268 WESLEY PCT 001	742	418	300
0300 WILMINGTON PCT 001	608	322	260
0301 WILMINGTON PCT 002	617	332	265
0302 WILMINGTON PCT 003	679	399	265

ABSTRACT OF VOTES

79th Representative Dist
GENERAL ELECTION
NOVEMBER 4, 2014

OFFICIAL RESULTS

REPORT-EL86 PAGE 001

VOTES PERCENT

VOTES PERCENT

01 = BALLOTS CAST

1,915

REPRESENTATIVE IN THE GENERAL ASSEMBLY
79TH REPRESENTATIVE DISTRICT

Vote for not more than 1

02 = Glenn Nixon (REP)

1,339 71.38

03 = Katherine "Kate" Cloonen (DEM)

537 28.62

01 02 03

0201 PEOTONE PCT 001	658	460	182
0202 PEOTONE PCT 002	804	560	233
0265 WASHINGTON PCT 001	177	120	56
0299 WILL PCT 001	234	170	53
0303 WILTON PCT 001	42	29	13

ABSTRACT OF VOTES

80th Representative Dist
 GENERAL ELECTION
 NOVEMBER 4, 2014

OFFICIAL RESULTS

REPORT-EL86 PAGE 001

01 = BALLOTS CAST

VOTES PERCENT
 15,131

REPRESENTATIVE IN THE GENERAL ASSEMBLY
 80TH REPRESENTATIVE DISTRICT

VOTES PERCENT

Vote for not more than 1
 02 = No Candidate Filed (REP)
 03 = Anthony DeLuca (DEM)

0
 10,683 100.00

	01	02	03
0006 CRETE PCT 001	387	0	333
0056 FLORENCE PCT 001	286	0	196
0073 FRANKFORT PCT 017	237	0	153
0079 FRANKFORT PCT 023	306	0	188
0081 FRANKFORT PCT 025	781	0	498
0082 FRANKFORT PCT 026	782	0	461
0083 FRANKFORT PCT 027	634	0	397
0084 FRANKFORT PCT 028	815	0	564
0085 FRANKFORT PCT 029	894	0	601
0086 GREEN GARDEN PCT 001	754	0	446
0087 GREEN GARDEN PCT 002	747	0	483
0169 MANHATTAN PCT 001	680	0	484
0170 MANHATTAN PCT 002	804	0	572
0171 MANHATTAN PCT 003	899	0	590
0172 MANHATTAN PCT 004	642	0	438
0173 MONEE PCT 001	536	0	442
0174 MONEE PCT 002	593	0	536
0177 MONEE PCT 005	503	0	479
0178 MONEE PCT 006	404	0	373
0179 MONEE PCT 007	564	0	525
0196 NEW LENOX PCT 016	7	0	5
0197 NEW LENOX PCT 017	42	0	30
0198 NEW LENOX PCT 018	653	0	437
0199 NEW LENOX PCT 019	707	0	496
0200 NEW LENOX PCT 020	941	0	621
0201 PEOTONE PCT 001	162	0	102
0303 WILTON PCT 001	371	0	233

ABSTRACT OF VOTES

81st Representative Dist
GENERAL ELECTION
NOVEMBER 4, 2014

OFFICIAL RESULTS

REPORT-EL86 PAGE 001

VOTES PERCENT

VOTES PERCENT

01 = BALLOTS CAST

1,432

REPRESENTATIVE IN THE GENERAL ASSEMBLY
81ST REPRESENTATIVE DISTRICT

Vote for not more than 1

02 = Ron Sandack (REP)

918 67.75

03 = Elizabeth "Liz" Chaplin (DEM)

437 32.25

01 02 03

845 549 243

363 240 113

224 129 81

0021 DU PAGE PCT 003

0022 DU PAGE PCT 004

0025 DU PAGE PCT 007

ABSTRACT OF VOTES

82nd Representative Dist
 GENERAL ELECTION
 NOVEMBER 4, 2014

OFFICIAL RESULTS

REPORT-EL86 PAGE 001

01 = BALLOTS CAST

VOTES PERCENT

9,159

REPRESENTATIVE IN THE GENERAL ASSEMBLY
 82ND REPRESENTATIVE DISTRICT

Vote for not more than 1

02 = Jim Durkin (REP)

03 = No Candidate Filed (DEM)

VOTES PERCENT

7,839 100.00
 0

 01 02 03

0088 HOMER PCT 001	623	518	0
0089 HOMER PCT 002	829	685	0
0090 HOMER PCT 003	682	582	0
0091 HOMER PCT 004	815	715	0
0092 HOMER PCT 005	596	515	0
0093 HOMER PCT 006	685	611	0
0094 HOMER PCT 007	691	579	0
0095 HOMER PCT 008	630	547	0
0096 HOMER PCT 009	587	495	0
0097 HOMER PCT 010	735	615	0
0098 HOMER PCT 011	659	557	0
0099 HOMER PCT 012	808	693	0
0104 HOMER PCT 017	819	727	0

ABSTRACT OF VOTES

84th Representative Dist
 GENERAL ELECTION
 NOVEMBER 4, 2014

OFFICIAL RESULTS

REPORT-EL86 PAGE 001

01 = BALLOTS CAST

VOTES PERCENT

5,275

REPRESENTATIVE IN THE GENERAL ASSEMBLY
 84TH REPRESENTATIVE DISTRICT

Vote for not more than 1

02 = Krishna Bansal (REP)

03 = Stephanie A. Kifowit (DEM)

VOTES PERCENT

2,609 50.38

2,570 49.62

 01 02 03

0269 WHEATLAND PCT 001	2409	1044	1365
0270 WHEATLAND PCT 002	885	489	369
0271 WHEATLAND PCT 003	671	447	199
0272 WHEATLAND PCT 004	700	295	388
0279 WHEATLAND PCT 011	293	169	111
0280 WHEATLAND PCT 012	317	165	138

**City of Aurora results have been
 added to WHEATLAND PCT 001**

**For City of Aurora's precinct
 breakdown – refer to that
 section of this book**

VOTES PERCENT

VOTES PERCENT

01 = BALLOTS CAST

20,805

REPRESENTATIVE IN THE GENERAL ASSEMBLY
85TH REPRESENTATIVE DISTRICT

Vote for not more than 1

02 = No Candidate Filed (REP)

03 = Emily McAsey (DEM)

0
16,928 100.00

01 02 03

0022 DU PAGE PCT 004	195	0	149
0023 DU PAGE PCT 005	572	0	427
0024 DU PAGE PCT 006	605	0	488
0026 DU PAGE PCT 008	635	0	522
0028 DU PAGE PCT 010	645	0	525
0029 DU PAGE PCT 011	581	0	489
0030 DU PAGE PCT 012	595	0	482
0031 DU PAGE PCT 013	628	0	539
0035 DU PAGE PCT 017	639	0	522
0036 DU PAGE PCT 018	610	0	501
0037 DU PAGE PCT 019	587	0	498
0038 DU PAGE PCT 020	496	0	432
0039 DU PAGE PCT 021	621	0	509
0040 DU PAGE PCT 022	622	0	520
0043 DU PAGE PCT 025	562	0	474
0044 DU PAGE PCT 026	489	0	402
0045 DU PAGE PCT 027	602	0	527
0046 DU PAGE PCT 028	532	0	458
0048 DU PAGE PCT 030	529	0	442
0050 DU PAGE PCT 032	651	0	550
0051 DU PAGE PCT 033	637	0	510
0054 DU PAGE PCT 036	375	0	314
0055 DU PAGE PCT 037	527	0	416
0146 LOCKPORT PCT 002	634	0	504
0147 LOCKPORT PCT 003	535	0	454
0148 LOCKPORT PCT 004	477	0	391
0149 LOCKPORT PCT 005	675	0	514
0154 LOCKPORT PCT 010	653	0	508
0155 LOCKPORT PCT 011	656	0	504
0156 LOCKPORT PCT 012	616	0	468
0159 LOCKPORT PCT 015	457	0	373
0160 LOCKPORT PCT 016	653	0	532
0161 LOCKPORT PCT 017	784	0	576
0162 LOCKPORT PCT 018	618	0	489
0163 LOCKPORT PCT 019	691	0	544
0167 LOCKPORT PCT 023	22	0	15
0168 LOCKPORT PCT 024	399	0	360

VOTES PERCENT

VOTES PERCENT

01 = BALLOTS CAST

25,899

REPRESENTATIVE IN THE GENERAL ASSEMBLY
 86TH REPRESENTATIVE DISTRICT

Vote for not more than 1

02 = Diane Harris (REP)

8,810 34.94

03 = Lawrence "Larry" Walsh, Jr. (DEM)

16,408 65.06

 01 02 03

0003 CHANNAHON PCT 003	752	379	345
0004 CHANNAHON PCT 004	724	391	317
0005 CHANNAHON PCT 005	605	319	270
0106 JACKSON PCT 001	785	324	437
0107 JACKSON PCT 002	780	337	433
0110 JOLIET PCT 003	421	164	237
0111 JOLIET PCT 004	517	176	328
0112 JOLIET PCT 005	436	41	372
0113 JOLIET PCT 006	430	31	382
0114 JOLIET PCT 007	449	63	379
0117 JOLIET PCT 010	552	195	344
0118 JOLIET PCT 011	493	170	313
0119 JOLIET PCT 012	402	100	290
0120 JOLIET PCT 013	355	37	304
0121 JOLIET PCT 014	382	42	332
0122 JOLIET PCT 015	383	123	249
0123 JOLIET PCT 016	540	91	433
0124 JOLIET PCT 017	696	298	385
0125 JOLIET PCT 018	848	370	453
0126 JOLIET PCT 019	586	255	322
0127 JOLIET PCT 020	562	175	370
0128 JOLIET PCT 021	736	285	441
0129 JOLIET PCT 022	536	158	361
0130 JOLIET PCT 023	435	107	318
0131 JOLIET PCT 024	420	111	290
0132 JOLIET PCT 025	567	202	344
0133 JOLIET PCT 026	493	148	335
0134 JOLIET PCT 027	198	40	154
0135 JOLIET PCT 028	412	37	359
0136 JOLIET PCT 029	449	112	329
0137 JOLIET PCT 030	474	182	280
0138 JOLIET PCT 031	455	156	286
0139 JOLIET PCT 032	426	29	391
0140 JOLIET PCT 033	434	164	260
0141 JOLIET PCT 034	546	60	465
0142 JOLIET PCT 035	605	128	465
0143 JOLIET PCT 036	516	83	424
0144 JOLIET PCT 037	533	156	370
0163 LOCKPORT PCT 019	19	6	13
0165 LOCKPORT PCT 021	550	222	309
0166 LOCKPORT PCT 022	529	206	307
0167 LOCKPORT PCT 023	407	142	241
0250 TROY PCT 009	323	152	163
0252 TROY PCT 011	982	548	421
0253 TROY PCT 012	712	318	378
0257 TROY PCT 016	779	307	454
0259 TROY PCT 018	513	172	330
0260 TROY PCT 019	492	148	329
0264 TROY PCT 023	660	350	296

01 = BALLOTS CAST

VOTES PERCENT
 26,295

REPRESENTATIVE IN THE GENERAL ASSEMBLY
 97TH REPRESENTATIVE DISTRICT

VOTES PERCENT

Vote for not more than 1
 02 = Mark Batinick (REP) 14,444 56.40
 03 = Moira K. Dunn (DEM) 11,109 43.37
 04 = WRITE-IN 59 .23

	01	02	03	04
0203 PLAINFIELD PCT 001	608	321	273	0
0204 PLAINFIELD PCT 002	579	302	264	3
0205 PLAINFIELD PCT 003	660	395	254	1
0210 PLAINFIELD PCT 008	685	359	299	2
0211 PLAINFIELD PCT 009	747	424	296	1
0212 PLAINFIELD PCT 010	609	343	243	4
0215 PLAINFIELD PCT 013	781	428	333	1
0216 PLAINFIELD PCT 014	684	376	286	5
0217 PLAINFIELD PCT 015	707	379	312	0
0218 PLAINFIELD PCT 016	724	361	339	2
0221 PLAINFIELD PCT 019	485	205	263	0
0222 PLAINFIELD PCT 020	558	280	262	0
0223 PLAINFIELD PCT 021	604	335	258	1
0224 PLAINFIELD PCT 022	517	274	233	1
0227 PLAINFIELD PCT 025	534	243	275	0
0228 PLAINFIELD PCT 026	152	69	80	2
0229 PLAINFIELD PCT 027	366	151	204	0
0242 TROY PCT 001	450	178	262	0
0243 TROY PCT 002	51	31	16	0
0244 TROY PCT 003	376	198	170	1
0248 TROY PCT 007	710	348	338	0
0249 TROY PCT 008	714	352	342	4
0251 TROY PCT 010	756	412	324	1
0254 TROY PCT 013	1039	564	441	1
0255 TROY PCT 014	767	444	302	1
0256 TROY PCT 015	817	456	344	1
0258 TROY PCT 017	862	529	318	0
0261 TROY PCT 020	818	428	356	1
0262 TROY PCT 021	660	378	261	2
0263 TROY PCT 022	407	260	135	2
0269 WHEATLAND PCT 001	772	390	367	1
0279 WHEATLAND PCT 011	349	239	100	0
0281 WHEATLAND PCT 013	11	6	4	0
0284 WHEATLAND PCT 016	621	377	224	3
0289 WHEATLAND PCT 021	360	236	107	1
0290 WHEATLAND PCT 022	0	0	0	0
0291 WHEATLAND PCT 023	641	348	268	0
0292 WHEATLAND PCT 024	621	442	162	1
0293 WHEATLAND PCT 025	727	411	294	4
0294 WHEATLAND PCT 026	950	646	281	3
0295 WHEATLAND PCT 027	480	158	312	0
0296 WHEATLAND PCT 028	775	467	291	0
0297 WHEATLAND PCT 029	807	433	355	4
0298 WHEATLAND PCT 030	754	468	261	5

City of Aurora results have been added to WHEATLAND PCT 001

For City of Aurora's precinct breakdown – refer to that section of this book

VOTES PERCENT

VOTES PERCENT

01 = BALLOTS CAST

29,208

REPRESENTATIVE IN THE GENERAL ASSEMBLY
98TH REPRESENTATIVE DISTRICT
Vote for not more than 1
02 = Yvonne Bolton (REP)
03 = Natalie A. Manley (DEM)

10,992 38.55
17,520 61.45

01 02 03

0027 DU PAGE PCT 009	527	193	326
0032 DU PAGE PCT 014	645	241	389
0033 DU PAGE PCT 015	582	201	365
0034 DU PAGE PCT 016	649	230	408
0041 DU PAGE PCT 023	515	166	338
0042 DU PAGE PCT 024	468	147	310
0047 DU PAGE PCT 029	575	184	382
0049 DU PAGE PCT 031	559	220	328
0052 DU PAGE PCT 034	726	347	360
0053 DU PAGE PCT 035	287	62	219
0054 DU PAGE PCT 036	287	85	191
0108 JOLIET PCT 001	591	118	457
0109 JOLIET PCT 002	522	179	327
0115 JOLIET PCT 008	524	181	337
0116 JOLIET PCT 009	448	106	334
0145 LOCKPORT PCT 001	1287	628	638
0150 LOCKPORT PCT 006	542	151	370
0151 LOCKPORT PCT 007	610	171	422
0152 LOCKPORT PCT 008	491	89	390
0153 LOCKPORT PCT 009	1073	396	656
0157 LOCKPORT PCT 013	1425	686	718
0158 LOCKPORT PCT 014	615	241	356
0164 LOCKPORT PCT 020	539	213	309
0206 PLAINFIELD PCT 004	284	95	182
0207 PLAINFIELD PCT 005	542	205	328
0208 PLAINFIELD PCT 006	563	206	342
0209 PLAINFIELD PCT 007	515	147	352
0213 PLAINFIELD PCT 011	237	75	158
0214 PLAINFIELD PCT 012	511	167	330
0219 PLAINFIELD PCT 017	527	201	307
0220 PLAINFIELD PCT 018	593	242	333
0225 PLAINFIELD PCT 023	544	245	289
0226 PLAINFIELD PCT 024	669	273	375
0228 PLAINFIELD PCT 026	266	86	171
0229 PLAINFIELD PCT 027	224	76	142
0230 PLAINFIELD PCT 028	539	211	312
0231 PLAINFIELD PCT 029	540	251	276
0232 PLAINFIELD PCT 030	602	280	300
0233 PLAINFIELD PCT 031	570	264	293
0234 PLAINFIELD PCT 032	531	210	316
0235 PLAINFIELD PCT 033	689	268	410
0236 PLAINFIELD PCT 034	441	174	259
0237 PLAINFIELD PCT 035	539	167	348
0238 PLAINFIELD PCT 036	579	276	291
0242 TROY PCT 001	83	28	50
0243 TROY PCT 002	496	174	307
0244 TROY PCT 003	196	66	123
0245 TROY PCT 004	604	223	365
0246 TROY PCT 005	649	273	364
0247 TROY PCT 006	403	141	257
0250 TROY PCT 009	381	157	216
0287 WHEATLAND PCT 019	606	250	340
0290 WHEATLAND PCT 022	629	240	376
0294 WHEATLAND PCT 026	6	2	4

ABSTRACT OF VOTES

98th Representative Dist
GENERAL ELECTION
NOVEMBER 4, 2014

OFFICIAL RESULTS

REPORT-EL86

PAGE 002

VOTES PERCENT

VOTES PERCENT

01 = BALLOTS CAST

29,208

REPRESENTATIVE IN THE GENERAL ASSEMBLY
98TH REPRESENTATIVE DISTRICT

Vote for not more than 1

02 = Yvonne Bolton (REP)

10,992 38.55

03 = Natalie A. Manley (DEM)

17,520 61.45

(CONTINUED FROM PREVIOUS PAGE)

01 02 03

0295 WHEATLAND PCT 027

163 84 74



Nancy Schultz Voots

W I L L C O U N T Y C L E R K

A stylized, semi-transparent American flag is positioned in the background, with the stars on the left and the stripes on the right, set against a blue gradient.

COUNTY OFFICES SUMMARY

**COUNTY CLERK
COUNTY TREASURER
COUNTY SHERIFF**

VOTES PERCENT

COUNTY CLERK

Vote for not more than 1

01 = Nancy Schultz Voots (REP)

02 = No Candidate Filed (DEM)

164,659 100.00
 0

 01 02

0001 CHANNAHON PCT 001	637	0
0002 CHANNAHON PCT 002	769	0
0003 CHANNAHON PCT 003	663	0
0004 CHANNAHON PCT 004	661	0
0005 CHANNAHON PCT 005	565	0
0006 CRETE PCT 001	440	0
0007 CRETE PCT 002	403	0
0008 CRETE PCT 003	407	0
0009 CRETE PCT 004	500	0
0010 CRETE PCT 005	466	0
0011 CRETE PCT 006	554	0
0012 CRETE PCT 007	481	0
0013 CRETE PCT 008	527	0
0014 CRETE PCT 009	493	0
0015 CRETE PCT 010	408	0
0016 CRETE PCT 011	521	0
0017 CRETE PCT 012	511	0
0018 CUSTER PCT 001	514	0
0019 DU PAGE PCT 001	635	0
0020 DU PAGE PCT 002	650	0
0021 DU PAGE PCT 003	707	0
0022 DU PAGE PCT 004	447	0
0023 DU PAGE PCT 005	454	0
0024 DU PAGE PCT 006	463	0
0025 DU PAGE PCT 007	628	0
0026 DU PAGE PCT 008	453	0
0027 DU PAGE PCT 009	414	0
0028 DU PAGE PCT 010	484	0
0029 DU PAGE PCT 011	444	0
0030 DU PAGE PCT 012	446	0
0031 DU PAGE PCT 013	460	0
0032 DU PAGE PCT 014	505	0
0033 DU PAGE PCT 015	452	0
0034 DU PAGE PCT 016	502	0
0035 DU PAGE PCT 017	487	0
0036 DU PAGE PCT 018	466	0
0037 DU PAGE PCT 019	449	0
0038 DU PAGE PCT 020	378	0
0039 DU PAGE PCT 021	444	0
0040 DU PAGE PCT 022	483	0
0041 DU PAGE PCT 023	378	0
0042 DU PAGE PCT 024	354	0
0043 DU PAGE PCT 025	418	0
0044 DU PAGE PCT 026	364	0
0045 DU PAGE PCT 027	428	0
0046 DU PAGE PCT 028	400	0
0047 DU PAGE PCT 029	449	0
0048 DU PAGE PCT 030	365	0
0049 DU PAGE PCT 031	429	0
0050 DU PAGE PCT 032	555	0
0051 DU PAGE PCT 033	520	0
0052 DU PAGE PCT 034	634	0
0053 DU PAGE PCT 035	207	0
0054 DU PAGE PCT 036	537	0
0055 DU PAGE PCT 037	441	0

**City of Aurora results have been
 added to WHEATLAND PCT 001**

**For City of Aurora's precinct
 breakdown – refer to that
 section of this book**

VOTES PERCENT

COUNTY CLERK

Vote for not more than 1

01 = Nancy Schultz Voots (REP)

164,659 100.00

02 = No Candidate Filed (DEM)

0

(CONTINUED FROM PREVIOUS PAGE)

	01	02
0056 FLORENCE PCT 001	292	0
0057 FRANKFORT PCT 001	626	0
0058 FRANKFORT PCT 002	701	0
0059 FRANKFORT PCT 003	583	0
0060 FRANKFORT PCT 004	545	0
0061 FRANKFORT PCT 005	556	0
0062 FRANKFORT PCT 006	588	0
0063 FRANKFORT PCT 007	600	0
0064 FRANKFORT PCT 008	580	0
0065 FRANKFORT PCT 009	598	0
0066 FRANKFORT PCT 010	612	0
0067 FRANKFORT PCT 011	581	0
0068 FRANKFORT PCT 012	625	0
0069 FRANKFORT PCT 013	550	0
0070 FRANKFORT PCT 014	498	0
0071 FRANKFORT PCT 015	511	0
0072 FRANKFORT PCT 016	595	0
0073 FRANKFORT PCT 017	916	0
0074 FRANKFORT PCT 018	713	0
0075 FRANKFORT PCT 019	509	0
0076 FRANKFORT PCT 020	623	0
0077 FRANKFORT PCT 021	615	0
0078 FRANKFORT PCT 022	685	0
0079 FRANKFORT PCT 023	642	0
0080 FRANKFORT PCT 024	540	0
0081 FRANKFORT PCT 025	663	0
0082 FRANKFORT PCT 026	679	0
0083 FRANKFORT PCT 027	543	0
0084 FRANKFORT PCT 028	676	0
0085 FRANKFORT PCT 029	770	0
0086 GREEN GARDEN PCT 001	664	0
0087 GREEN GARDEN PCT 002	660	0
0088 HOMER PCT 001	518	0
0089 HOMER PCT 002	702	0
0090 HOMER PCT 003	583	0
0091 HOMER PCT 004	716	0
0092 HOMER PCT 005	518	0
0093 HOMER PCT 006	616	0
0094 HOMER PCT 007	583	0
0095 HOMER PCT 008	552	0
0096 HOMER PCT 009	504	0
0097 HOMER PCT 010	623	0
0098 HOMER PCT 011	554	0
0099 HOMER PCT 012	701	0
0100 HOMER PCT 013	548	0
0101 HOMER PCT 014	814	0
0102 HOMER PCT 015	684	0
0103 HOMER PCT 016	554	0
0104 HOMER PCT 017	726	0
0105 HOMER PCT 018	671	0
0106 JACKSON PCT 001	696	0
0107 JACKSON PCT 002	692	0
0108 JOLIET PCT 001	456	0
0109 JOLIET PCT 002	431	0
0110 JOLIET PCT 003	367	0

VOTES PERCENT

COUNTY CLERK

Vote for not more than 1

01 = Nancy Schultz Voots (REP)

164,659 100.00

02 = No Candidate Filed (DEM)

0

(CONTINUED FROM PREVIOUS PAGE)

01 02

0111 JOLIET PCT 004	438	0
0112 JOLIET PCT 005	259	0
0113 JOLIET PCT 006	289	0
0114 JOLIET PCT 007	321	0
0115 JOLIET PCT 008	459	0
0116 JOLIET PCT 009	368	0
0117 JOLIET PCT 010	480	0
0118 JOLIET PCT 011	420	0
0119 JOLIET PCT 012	312	0
0120 JOLIET PCT 013	261	0
0121 JOLIET PCT 014	280	0
0122 JOLIET PCT 015	308	0
0123 JOLIET PCT 016	399	0
0124 JOLIET PCT 017	608	0
0125 JOLIET PCT 018	718	0
0126 JOLIET PCT 019	506	0
0127 JOLIET PCT 020	472	0
0128 JOLIET PCT 021	623	0
0129 JOLIET PCT 022	430	0
0130 JOLIET PCT 023	320	0
0131 JOLIET PCT 024	322	0
0132 JOLIET PCT 025	483	0
0133 JOLIET PCT 026	422	0
0134 JOLIET PCT 027	156	0
0135 JOLIET PCT 028	287	0
0136 JOLIET PCT 029	360	0
0137 JOLIET PCT 030	408	0
0138 JOLIET PCT 031	389	0
0139 JOLIET PCT 032	273	0
0140 JOLIET PCT 033	377	0
0141 JOLIET PCT 034	377	0
0142 JOLIET PCT 035	459	0
0143 JOLIET PCT 036	380	0
0144 JOLIET PCT 037	416	0
0145 LOCKPORT PCT 001	1158	0
0146 LOCKPORT PCT 002	503	0
0147 LOCKPORT PCT 003	428	0
0148 LOCKPORT PCT 004	413	0
0149 LOCKPORT PCT 005	578	0
0150 LOCKPORT PCT 006	419	0
0151 LOCKPORT PCT 007	452	0
0152 LOCKPORT PCT 008	338	0
0153 LOCKPORT PCT 009	913	0
0154 LOCKPORT PCT 010	537	0
0155 LOCKPORT PCT 011	555	0
0156 LOCKPORT PCT 012	518	0
0157 LOCKPORT PCT 013	1256	0
0158 LOCKPORT PCT 014	531	0
0159 LOCKPORT PCT 015	361	0
0160 LOCKPORT PCT 016	551	0
0161 LOCKPORT PCT 017	668	0
0162 LOCKPORT PCT 018	499	0
0163 LOCKPORT PCT 019	586	0
0164 LOCKPORT PCT 020	470	0
0165 LOCKPORT PCT 021	457	0

VOTES PERCENT

COUNTY CLERK

Vote for not more than 1

01 = Nancy Schultz Voots (REP)

164,659 100.00

02 = No Candidate Filed (DEM)

0

(CONTINUED FROM PREVIOUS PAGE)

	01	02
0166 LOCKPORT PCT 022	458	0
0167 LOCKPORT PCT 023	349	0
0168 LOCKPORT PCT 024	252	0
0169 MANHATTAN PCT 001	584	0
0170 MANHATTAN PCT 002	704	0
0171 MANHATTAN PCT 003	778	0
0172 MANHATTAN PCT 004	535	0
0173 MONEE PCT 001	373	0
0174 MONEE PCT 002	371	0
0175 MONEE PCT 003	495	0
0176 MONEE PCT 004	601	0
0177 MONEE PCT 005	281	0
0178 MONEE PCT 006	216	0
0179 MONEE PCT 007	315	0
0180 MONEE PCT 008	459	0
0181 NEW LENOX PCT 001	479	0
0182 NEW LENOX PCT 002	609	0
0183 NEW LENOX PCT 003	511	0
0184 NEW LENOX PCT 004	526	0
0185 NEW LENOX PCT 005	614	0
0186 NEW LENOX PCT 006	662	0
0187 NEW LENOX PCT 007	841	0
0188 NEW LENOX PCT 008	763	0
0189 NEW LENOX PCT 009	685	0
0190 NEW LENOX PCT 010	703	0
0191 NEW LENOX PCT 011	674	0
0192 NEW LENOX PCT 012	557	0
0193 NEW LENOX PCT 013	632	0
0194 NEW LENOX PCT 014	782	0
0195 NEW LENOX PCT 015	664	0
0196 NEW LENOX PCT 016	665	0
0197 NEW LENOX PCT 017	689	0
0198 NEW LENOX PCT 018	570	0
0199 NEW LENOX PCT 019	645	0
0200 NEW LENOX PCT 020	814	0
0201 PEOTONE PCT 001	723	0
0202 PEOTONE PCT 002	751	0
0203 PLAINFIELD PCT 001	520	0
0204 PLAINFIELD PCT 002	492	0
0205 PLAINFIELD PCT 003	576	0
0206 PLAINFIELD PCT 004	231	0
0207 PLAINFIELD PCT 005	443	0
0208 PLAINFIELD PCT 006	459	0
0209 PLAINFIELD PCT 007	400	0
0210 PLAINFIELD PCT 008	592	0
0211 PLAINFIELD PCT 009	630	0
0212 PLAINFIELD PCT 010	539	0
0213 PLAINFIELD PCT 011	191	0
0214 PLAINFIELD PCT 012	405	0
0215 PLAINFIELD PCT 013	660	0
0216 PLAINFIELD PCT 014	616	0
0217 PLAINFIELD PCT 015	616	0
0218 PLAINFIELD PCT 016	641	0
0219 PLAINFIELD PCT 017	441	0
0220 PLAINFIELD PCT 018	504	0

VOTES PERCENT

COUNTY CLERK

Vote for not more than 1

01 = Nancy Schultz Voots (REP)

02 = No Candidate Filed (DEM)

164,659 100.00
 0

(CONTINUED FROM PREVIOUS PAGE)

	01	02
0221 PLAINFIELD PCT 019	387	0
0222 PLAINFIELD PCT 020	485	0
0223 PLAINFIELD PCT 021	543	0
0224 PLAINFIELD PCT 022	448	0
0225 PLAINFIELD PCT 023	477	0
0226 PLAINFIELD PCT 024	603	0
0227 PLAINFIELD PCT 025	434	0
0228 PLAINFIELD PCT 026	332	0
0229 PLAINFIELD PCT 027	497	0
0230 PLAINFIELD PCT 028	460	0
0231 PLAINFIELD PCT 029	460	0
0232 PLAINFIELD PCT 030	513	0
0233 PLAINFIELD PCT 031	478	0
0234 PLAINFIELD PCT 032	456	0
0235 PLAINFIELD PCT 033	597	0
0236 PLAINFIELD PCT 034	382	0
0237 PLAINFIELD PCT 035	420	0
0238 PLAINFIELD PCT 036	508	0
0239 REED PCT 001	577	0
0240 REED PCT 002	634	0
0241 REED PCT 003	567	0
0242 TROY PCT 001	424	0
0243 TROY PCT 002	449	0
0244 TROY PCT 003	482	0
0245 TROY PCT 004	529	0
0246 TROY PCT 005	581	0
0247 TROY PCT 006	333	0
0248 TROY PCT 007	614	0
0249 TROY PCT 008	621	0
0250 TROY PCT 009	605	0
0251 TROY PCT 010	686	0
0252 TROY PCT 011	893	0
0253 TROY PCT 012	625	0
0254 TROY PCT 013	903	0
0255 TROY PCT 014	700	0
0256 TROY PCT 015	741	0
0257 TROY PCT 016	674	0
0258 TROY PCT 017	773	0
0259 TROY PCT 018	417	0
0260 TROY PCT 019	383	0
0261 TROY PCT 020	716	0
0262 TROY PCT 021	598	0
0263 TROY PCT 022	378	0
0264 TROY PCT 023	581	0
0265 WASHINGTON PCT 001	620	0
0266 WASHINGTON PCT 002	640	0
0267 WASHINGTON PCT 003	600	0
0268 WESLEY PCT 001	663	0
0269 WHEATLAND PCT 001	2488	0
0270 WHEATLAND PCT 002	731	0
0271 WHEATLAND PCT 003	566	0
0272 WHEATLAND PCT 004	529	0
0273 WHEATLAND PCT 005	634	0
0274 WHEATLAND PCT 006	533	0
0275 WHEATLAND PCT 007	608	0

VOTES PERCENT

COUNTY CLERK

Vote for not more than 1

01 = Nancy Schultz Voots (REP)

164,659 100.00

02 = No Candidate Filed (DEM)

0

(CONTINUED FROM PREVIOUS PAGE)

 01 02

0276 WHEATLAND PCT 008	584	0
0277 WHEATLAND PCT 009	689	0
0278 WHEATLAND PCT 010	586	0
0279 WHEATLAND PCT 011	545	0
0280 WHEATLAND PCT 012	478	0
0281 WHEATLAND PCT 013	494	0
0282 WHEATLAND PCT 014	628	0
0283 WHEATLAND PCT 015	511	0
0284 WHEATLAND PCT 016	624	0
0285 WHEATLAND PCT 017	588	0
0286 WHEATLAND PCT 018	639	0
0287 WHEATLAND PCT 019	466	0
0288 WHEATLAND PCT 020	535	0
0289 WHEATLAND PCT 021	521	0
0290 WHEATLAND PCT 022	485	0
0291 WHEATLAND PCT 023	544	0
0292 WHEATLAND PCT 024	525	0
0293 WHEATLAND PCT 025	616	0
0294 WHEATLAND PCT 026	853	0
0295 WHEATLAND PCT 027	490	0
0296 WHEATLAND PCT 028	670	0
0297 WHEATLAND PCT 029	695	0
0298 WHEATLAND PCT 030	661	0
0299 WILL PCT 001	543	0
0300 WILMINGTON PCT 001	532	0
0301 WILMINGTON PCT 002	543	0
0302 WILMINGTON PCT 003	620	0
0303 WILTON PCT 001	363	0

VOTES PERCENT

COUNTY TREASURER

Vote for not more than 1

01 = Steve Weber (REP)

02 = Laurie Summers (DEM)

110,527 58.34
78,940 41.66

01 02

0001 CHANNAHON PCT 001	478	188
0002 CHANNAHON PCT 002	570	239
0003 CHANNAHON PCT 003	467	254
0004 CHANNAHON PCT 004	455	242
0005 CHANNAHON PCT 005	408	210
0006 CRETE PCT 001	208	417
0007 CRETE PCT 002	211	300
0008 CRETE PCT 003	251	248
0009 CRETE PCT 004	307	369
0010 CRETE PCT 005	224	417
0011 CRETE PCT 006	386	300
0012 CRETE PCT 007	258	399
0013 CRETE PCT 008	316	340
0014 CRETE PCT 009	357	225
0015 CRETE PCT 010	252	223
0016 CRETE PCT 011	373	205
0017 CRETE PCT 012	385	232
0018 CUSTER PCT 001	374	183
0019 DU PAGE PCT 001	486	273
0020 DU PAGE PCT 002	531	210
0021 DU PAGE PCT 003	561	223
0022 DU PAGE PCT 004	315	220
0023 DU PAGE PCT 005	287	266
0024 DU PAGE PCT 006	288	295
0025 DU PAGE PCT 007	526	200
0026 DU PAGE PCT 008	224	397
0027 DU PAGE PCT 009	257	252
0028 DU PAGE PCT 010	263	363
0029 DU PAGE PCT 011	230	333
0030 DU PAGE PCT 012	244	330
0031 DU PAGE PCT 013	213	388
0032 DU PAGE PCT 014	309	312
0033 DU PAGE PCT 015	259	306
0034 DU PAGE PCT 016	283	346
0035 DU PAGE PCT 017	269	350
0036 DU PAGE PCT 018	247	345
0037 DU PAGE PCT 019	229	338
0038 DU PAGE PCT 020	170	316
0039 DU PAGE PCT 021	239	350
0040 DU PAGE PCT 022	268	327
0041 DU PAGE PCT 023	205	291
0042 DU PAGE PCT 024	193	261
0043 DU PAGE PCT 025	220	329
0044 DU PAGE PCT 026	204	267
0045 DU PAGE PCT 027	177	401
0046 DU PAGE PCT 028	177	340
0047 DU PAGE PCT 029	242	322
0048 DU PAGE PCT 030	153	354
0049 DU PAGE PCT 031	284	261
0050 DU PAGE PCT 032	323	301
0051 DU PAGE PCT 033	322	292
0052 DU PAGE PCT 034	471	229
0053 DU PAGE PCT 035	83	197
0054 DU PAGE PCT 036	334	305
0055 DU PAGE PCT 037	277	220

**City of Aurora results have been
added to WHEATLAND PCT 001**

**For City of Aurora's precinct
breakdown – refer to that
section of this book**

VOTES PERCENT

COUNTY TREASURER

Vote for not more than 1

01 = Steve Weber (REP)

02 = Laurie Summers (DEM)

110,527 58.34
78,940 41.66

(CONTINUED FROM PREVIOUS PAGE)

	01	02
0056 FLORENCE PCT 001	202	117
0057 FRANKFORT PCT 001	495	209
0058 FRANKFORT PCT 002	570	213
0059 FRANKFORT PCT 003	435	224
0060 FRANKFORT PCT 004	413	207
0061 FRANKFORT PCT 005	422	189
0062 FRANKFORT PCT 006	481	183
0063 FRANKFORT PCT 007	433	224
0064 FRANKFORT PCT 008	408	251
0065 FRANKFORT PCT 009	420	264
0066 FRANKFORT PCT 010	393	279
0067 FRANKFORT PCT 011	464	181
0068 FRANKFORT PCT 012	483	206
0069 FRANKFORT PCT 013	407	216
0070 FRANKFORT PCT 014	345	239
0071 FRANKFORT PCT 015	347	221
0072 FRANKFORT PCT 016	454	221
0073 FRANKFORT PCT 017	791	211
0074 FRANKFORT PCT 018	607	170
0075 FRANKFORT PCT 019	349	235
0076 FRANKFORT PCT 020	423	257
0077 FRANKFORT PCT 021	474	202
0078 FRANKFORT PCT 022	537	221
0079 FRANKFORT PCT 023	535	171
0080 FRANKFORT PCT 024	360	296
0081 FRANKFORT PCT 025	556	183
0082 FRANKFORT PCT 026	581	173
0083 FRANKFORT PCT 027	461	145
0084 FRANKFORT PCT 028	499	279
0085 FRANKFORT PCT 029	654	213
0086 GREEN GARDEN PCT 001	568	175
0087 GREEN GARDEN PCT 002	544	186
0088 HOMER PCT 001	402	184
0089 HOMER PCT 002	561	234
0090 HOMER PCT 003	451	193
0091 HOMER PCT 004	604	184
0092 HOMER PCT 005	407	155
0093 HOMER PCT 006	466	200
0094 HOMER PCT 007	448	214
0095 HOMER PCT 008	428	172
0096 HOMER PCT 009	371	195
0097 HOMER PCT 010	487	214
0098 HOMER PCT 011	429	195
0099 HOMER PCT 012	590	177
0100 HOMER PCT 013	421	184
0101 HOMER PCT 014	625	273
0102 HOMER PCT 015	503	272
0103 HOMER PCT 016	422	173
0104 HOMER PCT 017	634	157
0105 HOMER PCT 018	456	284
0106 JACKSON PCT 001	461	290
0107 JACKSON PCT 002	468	287
0108 JOLIET PCT 001	179	387
0109 JOLIET PCT 002	247	260
0110 JOLIET PCT 003	208	193

VOTES PERCENT

COUNTY TREASURER

Vote for not more than 1

01 = Steve Weber (REP)

02 = Laurie Summers (DEM)

110,527 58.34
78,940 41.66

(CONTINUED FROM PREVIOUS PAGE)

01 02

0111 JOLIET PCT 004	236	256
0112 JOLIET PCT 005	33	373
0113 JOLIET PCT 006	39	375
0114 JOLIET PCT 007	72	372
0115 JOLIET PCT 008	248	265
0116 JOLIET PCT 009	151	281
0117 JOLIET PCT 010	283	249
0118 JOLIET PCT 011	210	271
0119 JOLIET PCT 012	135	253
0120 JOLIET PCT 013	37	305
0121 JOLIET PCT 014	74	297
0122 JOLIET PCT 015	137	234
0123 JOLIET PCT 016	115	405
0124 JOLIET PCT 017	409	277
0125 JOLIET PCT 018	510	293
0126 JOLIET PCT 019	302	264
0127 JOLIET PCT 020	241	296
0128 JOLIET PCT 021	400	315
0129 JOLIET PCT 022	192	322
0130 JOLIET PCT 023	142	282
0131 JOLIET PCT 024	135	263
0132 JOLIET PCT 025	257	281
0133 JOLIET PCT 026	197	279
0134 JOLIET PCT 027	43	148
0135 JOLIET PCT 028	37	357
0136 JOLIET PCT 029	157	283
0137 JOLIET PCT 030	221	240
0138 JOLIET PCT 031	221	217
0139 JOLIET PCT 032	24	395
0140 JOLIET PCT 033	214	208
0141 JOLIET PCT 034	63	461
0142 JOLIET PCT 035	168	420
0143 JOLIET PCT 036	85	417
0144 JOLIET PCT 037	187	337
0145 LOCKPORT PCT 001	843	405
0146 LOCKPORT PCT 002	275	325
0147 LOCKPORT PCT 003	222	299
0148 LOCKPORT PCT 004	231	230
0149 LOCKPORT PCT 005	417	240
0150 LOCKPORT PCT 006	206	312
0151 LOCKPORT PCT 007	212	375
0152 LOCKPORT PCT 008	112	364
0153 LOCKPORT PCT 009	602	431
0154 LOCKPORT PCT 010	343	271
0155 LOCKPORT PCT 011	347	272
0156 LOCKPORT PCT 012	359	220
0157 LOCKPORT PCT 013	866	515
0158 LOCKPORT PCT 014	334	254
0159 LOCKPORT PCT 015	185	251
0160 LOCKPORT PCT 016	343	284
0161 LOCKPORT PCT 017	480	272
0162 LOCKPORT PCT 018	303	283
0163 LOCKPORT PCT 019	373	311
0164 LOCKPORT PCT 020	294	218
0165 LOCKPORT PCT 021	244	278

VOTES PERCENT

COUNTY TREASURER

Vote for not more than 1

01 = Steve Weber (REP)

02 = Laurie Summers (DEM)

110,527 58.34
 78,940 41.66

(CONTINUED FROM PREVIOUS PAGE)

	01	02
0166 LOCKPORT PCT 022	244	262
0167 LOCKPORT PCT 023	192	202
0168 LOCKPORT PCT 024	44	336
0169 MANHATTAN PCT 001	411	234
0170 MANHATTAN PCT 002	493	274
0171 MANHATTAN PCT 003	635	233
0172 MANHATTAN PCT 004	408	196
0173 MONEE PCT 001	166	342
0174 MONEE PCT 002	92	472
0175 MONEE PCT 003	348	254
0176 MONEE PCT 004	405	308
0177 MONEE PCT 005	19	463
0178 MONEE PCT 006	20	366
0179 MONEE PCT 007	30	504
0180 MONEE PCT 008	326	217
0181 NEW LENOX PCT 001	320	211
0182 NEW LENOX PCT 002	468	202
0183 NEW LENOX PCT 003	397	163
0184 NEW LENOX PCT 004	408	176
0185 NEW LENOX PCT 005	445	211
0186 NEW LENOX PCT 006	523	184
0187 NEW LENOX PCT 007	687	223
0188 NEW LENOX PCT 008	618	210
0189 NEW LENOX PCT 009	522	229
0190 NEW LENOX PCT 010	542	206
0191 NEW LENOX PCT 011	502	229
0192 NEW LENOX PCT 012	399	212
0193 NEW LENOX PCT 013	454	227
0194 NEW LENOX PCT 014	577	277
0195 NEW LENOX PCT 015	506	199
0196 NEW LENOX PCT 016	471	254
0197 NEW LENOX PCT 017	516	237
0198 NEW LENOX PCT 018	430	189
0199 NEW LENOX PCT 019	484	246
0200 NEW LENOX PCT 020	636	244
0201 PEOTONE PCT 001	609	180
0202 PEOTONE PCT 002	593	180
0203 PLAINFIELD PCT 001	346	233
0204 PLAINFIELD PCT 002	337	222
0205 PLAINFIELD PCT 003	429	201
0206 PLAINFIELD PCT 004	125	149
0207 PLAINFIELD PCT 005	266	258
0208 PLAINFIELD PCT 006	253	293
0209 PLAINFIELD PCT 007	202	295
0210 PLAINFIELD PCT 008	386	262
0211 PLAINFIELD PCT 009	459	236
0212 PLAINFIELD PCT 010	399	173
0213 PLAINFIELD PCT 011	91	140
0214 PLAINFIELD PCT 012	219	271
0215 PLAINFIELD PCT 013	492	259
0216 PLAINFIELD PCT 014	435	220
0217 PLAINFIELD PCT 015	439	239
0218 PLAINFIELD PCT 016	423	264
0219 PLAINFIELD PCT 017	241	262
0220 PLAINFIELD PCT 018	296	280

VOTES PERCENT

COUNTY TREASURER

Vote for not more than 1

01 = Steve Weber (REP)

02 = Laurie Summers (DEM)

110,527 58.34
 78,940 41.66

(CONTINUED FROM PREVIOUS PAGE)

	01	02
0221 PLAINFIELD PCT 019	221	243
0222 PLAINFIELD PCT 020	298	244
0223 PLAINFIELD PCT 021	382	196
0224 PLAINFIELD PCT 022	312	192
0225 PLAINFIELD PCT 023	298	227
0226 PLAINFIELD PCT 024	407	243
0227 PLAINFIELD PCT 025	251	259
0228 PLAINFIELD PCT 026	194	208
0229 PLAINFIELD PCT 027	270	294
0230 PLAINFIELD PCT 028	276	241
0231 PLAINFIELD PCT 029	329	189
0232 PLAINFIELD PCT 030	340	230
0233 PLAINFIELD PCT 031	315	234
0234 PLAINFIELD PCT 032	287	225
0235 PLAINFIELD PCT 033	369	306
0236 PLAINFIELD PCT 034	233	198
0237 PLAINFIELD PCT 035	233	274
0238 PLAINFIELD PCT 036	338	217
0239 REED PCT 001	370	258
0240 REED PCT 002	404	264
0241 REED PCT 003	357	251
0242 TROY PCT 001	229	283
0243 TROY PCT 002	251	267
0244 TROY PCT 003	283	264
0245 TROY PCT 004	329	255
0246 TROY PCT 005	376	253
0247 TROY PCT 006	198	192
0248 TROY PCT 007	389	284
0249 TROY PCT 008	400	291
0250 TROY PCT 009	405	262
0251 TROY PCT 010	497	230
0252 TROY PCT 011	692	257
0253 TROY PCT 012	413	272
0254 TROY PCT 013	630	364
0255 TROY PCT 014	492	251
0256 TROY PCT 015	527	269
0257 TROY PCT 016	409	343
0258 TROY PCT 017	592	248
0259 TROY PCT 018	230	266
0260 TROY PCT 019	180	293
0261 TROY PCT 020	493	291
0262 TROY PCT 021	417	217
0263 TROY PCT 022	287	109
0264 TROY PCT 023	420	218
0265 WASHINGTON PCT 001	438	219
0266 WASHINGTON PCT 002	485	221
0267 WASHINGTON PCT 003	468	170
0268 WESLEY PCT 001	454	255
0269 WHEATLAND PCT 001	1644	1451
0270 WHEATLAND PCT 002	584	264
0271 WHEATLAND PCT 003	483	146
0272 WHEATLAND PCT 004	320	352
0273 WHEATLAND PCT 005	532	180
0274 WHEATLAND PCT 006	421	211
0275 WHEATLAND PCT 007	505	193

VOTES PERCENT

COUNTY TREASURER

Vote for not more than 1

01 = Steve Weber (REP)

110,527 58.34

02 = Laurie Summers (DEM)

78,940 41.66

(CONTINUED FROM PREVIOUS PAGE)

	01	02
0276 WHEATLAND PCT 008	479	207
0277 WHEATLAND PCT 009	510	293
0278 WHEATLAND PCT 010	488	188
0279 WHEATLAND PCT 011	428	183
0280 WHEATLAND PCT 012	387	188
0281 WHEATLAND PCT 013	386	195
0282 WHEATLAND PCT 014	525	207
0283 WHEATLAND PCT 015	397	222
0284 WHEATLAND PCT 016	479	216
0285 WHEATLAND PCT 017	469	232
0286 WHEATLAND PCT 018	531	202
0287 WHEATLAND PCT 019	303	275
0288 WHEATLAND PCT 020	472	139
0289 WHEATLAND PCT 021	397	189
0290 WHEATLAND PCT 022	295	302
0291 WHEATLAND PCT 023	369	236
0292 WHEATLAND PCT 024	447	144
0293 WHEATLAND PCT 025	471	222
0294 WHEATLAND PCT 026	718	219
0295 WHEATLAND PCT 027	276	336
0296 WHEATLAND PCT 028	509	237
0297 WHEATLAND PCT 029	489	286
0298 WHEATLAND PCT 030	486	238
0299 WILL PCT 001	454	121
0300 WILMINGTON PCT 001	347	229
0301 WILMINGTON PCT 002	361	233
0302 WILMINGTON PCT 003	431	226
0303 WILTON PCT 001	300	92

COUNTY SHERIFF

Vote for not more than 1

01 = Ken Kaupas (REP)

02 = Mike Kelley (DEM)

VOTES PERCENT

95,156 49.88
95,628 50.12

	01	02
0001 CHANNAHON PCT 001	401	269
0002 CHANNAHON PCT 002	455	360
0003 CHANNAHON PCT 003	374	348
0004 CHANNAHON PCT 004	378	328
0005 CHANNAHON PCT 005	357	269
0006 CRETE PCT 001	183	442
0007 CRETE PCT 002	209	300
0008 CRETE PCT 003	251	257
0009 CRETE PCT 004	277	396
0010 CRETE PCT 005	202	438
0011 CRETE PCT 006	357	334
0012 CRETE PCT 007	220	439
0013 CRETE PCT 008	290	371
0014 CRETE PCT 009	333	251
0015 CRETE PCT 010	252	229
0016 CRETE PCT 011	359	220
0017 CRETE PCT 012	345	272
0018 CUSTER PCT 001	310	248
0019 DU PAGE PCT 001	420	343
0020 DU PAGE PCT 002	437	296
0021 DU PAGE PCT 003	508	278
0022 DU PAGE PCT 004	302	237
0023 DU PAGE PCT 005	238	313
0024 DU PAGE PCT 006	250	333
0025 DU PAGE PCT 007	486	242
0026 DU PAGE PCT 008	193	423
0027 DU PAGE PCT 009	231	276
0028 DU PAGE PCT 010	239	388
0029 DU PAGE PCT 011	211	352
0030 DU PAGE PCT 012	215	361
0031 DU PAGE PCT 013	208	393
0032 DU PAGE PCT 014	277	349
0033 DU PAGE PCT 015	226	339
0034 DU PAGE PCT 016	251	379
0035 DU PAGE PCT 017	244	378
0036 DU PAGE PCT 018	244	348
0037 DU PAGE PCT 019	198	368
0038 DU PAGE PCT 020	155	331
0039 DU PAGE PCT 021	217	373
0040 DU PAGE PCT 022	251	347
0041 DU PAGE PCT 023	192	306
0042 DU PAGE PCT 024	187	270
0043 DU PAGE PCT 025	210	336
0044 DU PAGE PCT 026	203	267
0045 DU PAGE PCT 027	152	430
0046 DU PAGE PCT 028	178	335
0047 DU PAGE PCT 029	229	332
0048 DU PAGE PCT 030	143	367
0049 DU PAGE PCT 031	261	289
0050 DU PAGE PCT 032	279	356
0051 DU PAGE PCT 033	266	348
0052 DU PAGE PCT 034	400	304
0053 DU PAGE PCT 035	75	205
0054 DU PAGE PCT 036	302	339
0055 DU PAGE PCT 037	260	244

City of Aurora results have been added to WHEATLAND PCT 001

For City of Aurora's precinct breakdown – refer to that section of this book

VOTES PERCENT

COUNTY SHERIFF

Vote for not more than 1

01 = Ken Kaupas (REP) 95,156 49.88
 02 = Mike Kelley (DEM) 95,628 50.12

(CONTINUED FROM PREVIOUS PAGE)

	01	02
0056 FLORENCE PCT 001	157	165
0057 FRANKFORT PCT 001	422	285
0058 FRANKFORT PCT 002	501	285
0059 FRANKFORT PCT 003	365	295
0060 FRANKFORT PCT 004	365	261
0061 FRANKFORT PCT 005	369	247
0062 FRANKFORT PCT 006	404	252
0063 FRANKFORT PCT 007	365	299
0064 FRANKFORT PCT 008	361	302
0065 FRANKFORT PCT 009	367	323
0066 FRANKFORT PCT 010	363	319
0067 FRANKFORT PCT 011	394	252
0068 FRANKFORT PCT 012	408	284
0069 FRANKFORT PCT 013	367	264
0070 FRANKFORT PCT 014	306	280
0071 FRANKFORT PCT 015	308	269
0072 FRANKFORT PCT 016	407	267
0073 FRANKFORT PCT 017	688	303
0074 FRANKFORT PCT 018	502	283
0075 FRANKFORT PCT 019	321	269
0076 FRANKFORT PCT 020	377	305
0077 FRANKFORT PCT 021	422	264
0078 FRANKFORT PCT 022	470	311
0079 FRANKFORT PCT 023	459	246
0080 FRANKFORT PCT 024	321	337
0081 FRANKFORT PCT 025	461	282
0082 FRANKFORT PCT 026	499	259
0083 FRANKFORT PCT 027	411	203
0084 FRANKFORT PCT 028	443	344
0085 FRANKFORT PCT 029	575	294
0086 GREEN GARDEN PCT 001	482	249
0087 GREEN GARDEN PCT 002	465	270
0088 HOMER PCT 001	333	261
0089 HOMER PCT 002	474	324
0090 HOMER PCT 003	364	289
0091 HOMER PCT 004	514	277
0092 HOMER PCT 005	337	232
0093 HOMER PCT 006	416	249
0094 HOMER PCT 007	391	278
0095 HOMER PCT 008	353	251
0096 HOMER PCT 009	311	264
0097 HOMER PCT 010	394	316
0098 HOMER PCT 011	385	251
0099 HOMER PCT 012	516	261
0100 HOMER PCT 013	340	279
0101 HOMER PCT 014	541	374
0102 HOMER PCT 015	419	363
0103 HOMER PCT 016	363	239
0104 HOMER PCT 017	535	264
0105 HOMER PCT 018	369	388
0106 JACKSON PCT 001	360	400
0107 JACKSON PCT 002	359	411
0108 JOLIET PCT 001	158	417
0109 JOLIET PCT 002	181	324
0110 JOLIET PCT 003	154	247

VOTES PERCENT

COUNTY SHERIFF

Vote for not more than 1

01 = Ken Kaupas (REP)	95,156	49.88
02 = Mike Kelley (DEM)	95,628	50.12

(CONTINUED FROM PREVIOUS PAGE)

	01	02
0111 JOLIET PCT 004	180	320
0112 JOLIET PCT 005	31	378
0113 JOLIET PCT 006	42	371
0114 JOLIET PCT 007	57	386
0115 JOLIET PCT 008	204	312
0116 JOLIET PCT 009	121	324
0117 JOLIET PCT 010	201	339
0118 JOLIET PCT 011	167	315
0119 JOLIET PCT 012	120	271
0120 JOLIET PCT 013	48	294
0121 JOLIET PCT 014	62	309
0122 JOLIET PCT 015	129	243
0123 JOLIET PCT 016	101	418
0124 JOLIET PCT 017	279	404
0125 JOLIET PCT 018	359	460
0126 JOLIET PCT 019	222	347
0127 JOLIET PCT 020	176	371
0128 JOLIET PCT 021	296	427
0129 JOLIET PCT 022	158	356
0130 JOLIET PCT 023	101	320
0131 JOLIET PCT 024	111	288
0132 JOLIET PCT 025	185	353
0133 JOLIET PCT 026	162	316
0134 JOLIET PCT 027	45	148
0135 JOLIET PCT 028	33	360
0136 JOLIET PCT 029	121	324
0137 JOLIET PCT 030	207	258
0138 JOLIET PCT 031	176	267
0139 JOLIET PCT 032	25	393
0140 JOLIET PCT 033	165	254
0141 JOLIET PCT 034	50	477
0142 JOLIET PCT 035	155	433
0143 JOLIET PCT 036	68	436
0144 JOLIET PCT 037	134	391
0145 LOCKPORT PCT 001	716	539
0146 LOCKPORT PCT 002	266	335
0147 LOCKPORT PCT 003	202	316
0148 LOCKPORT PCT 004	200	264
0149 LOCKPORT PCT 005	319	341
0150 LOCKPORT PCT 006	194	331
0151 LOCKPORT PCT 007	179	409
0152 LOCKPORT PCT 008	97	378
0153 LOCKPORT PCT 009	516	531
0154 LOCKPORT PCT 010	269	361
0155 LOCKPORT PCT 011	238	395
0156 LOCKPORT PCT 012	267	330
0157 LOCKPORT PCT 013	707	691
0158 LOCKPORT PCT 014	279	319
0159 LOCKPORT PCT 015	151	286
0160 LOCKPORT PCT 016	269	370
0161 LOCKPORT PCT 017	311	461
0162 LOCKPORT PCT 018	232	371
0163 LOCKPORT PCT 019	310	373
0164 LOCKPORT PCT 020	230	289
0165 LOCKPORT PCT 021	218	315

VOTES PERCENT

COUNTY SHERIFF

Vote for not more than 1

01 = Ken Kaupas (REP)

95,156 49.88

02 = Mike Kelley (DEM)

95,628 50.12

(CONTINUED FROM PREVIOUS PAGE)

01 02

0166 LOCKPORT PCT 022	205	307
0167 LOCKPORT PCT 023	162	247
0168 LOCKPORT PCT 024	37	351
0169 MANHATTAN PCT 001	339	308
0170 MANHATTAN PCT 002	428	358
0171 MANHATTAN PCT 003	532	339
0172 MANHATTAN PCT 004	355	268
0173 MONEE PCT 001	152	356
0174 MONEE PCT 002	77	488
0175 MONEE PCT 003	322	294
0176 MONEE PCT 004	391	332
0177 MONEE PCT 005	21	463
0178 MONEE PCT 006	24	365
0179 MONEE PCT 007	33	497
0180 MONEE PCT 008	315	244
0181 NEW LENOX PCT 001	266	263
0182 NEW LENOX PCT 002	389	285
0183 NEW LENOX PCT 003	342	227
0184 NEW LENOX PCT 004	341	247
0185 NEW LENOX PCT 005	373	289
0186 NEW LENOX PCT 006	442	282
0187 NEW LENOX PCT 007	578	339
0188 NEW LENOX PCT 008	532	293
0189 NEW LENOX PCT 009	430	338
0190 NEW LENOX PCT 010	467	291
0191 NEW LENOX PCT 011	395	355
0192 NEW LENOX PCT 012	339	274
0193 NEW LENOX PCT 013	421	269
0194 NEW LENOX PCT 014	522	339
0195 NEW LENOX PCT 015	412	311
0196 NEW LENOX PCT 016	383	345
0197 NEW LENOX PCT 017	428	334
0198 NEW LENOX PCT 018	377	254
0199 NEW LENOX PCT 019	445	307
0200 NEW LENOX PCT 020	544	358
0201 PEOTONE PCT 001	537	256
0202 PEOTONE PCT 002	522	262
0203 PLAINFIELD PCT 001	322	257
0204 PLAINFIELD PCT 002	306	259
0205 PLAINFIELD PCT 003	370	271
0206 PLAINFIELD PCT 004	110	167
0207 PLAINFIELD PCT 005	246	283
0208 PLAINFIELD PCT 006	246	300
0209 PLAINFIELD PCT 007	171	323
0210 PLAINFIELD PCT 008	360	295
0211 PLAINFIELD PCT 009	406	295
0212 PLAINFIELD PCT 010	342	243
0213 PLAINFIELD PCT 011	81	150
0214 PLAINFIELD PCT 012	193	296
0215 PLAINFIELD PCT 013	422	333
0216 PLAINFIELD PCT 014	383	282
0217 PLAINFIELD PCT 015	398	284
0218 PLAINFIELD PCT 016	341	347
0219 PLAINFIELD PCT 017	203	301
0220 PLAINFIELD PCT 018	263	314

VOTES PERCENT

COUNTY SHERIFF

Vote for not more than 1

01 = Ken Kaupas (REP)	95,156	49.88
02 = Mike Kelley (DEM)	95,628	50.12

(CONTINUED FROM PREVIOUS PAGE)

	01	02
0221 PLAINFIELD PCT 019	194	276
0222 PLAINFIELD PCT 020	260	281
0223 PLAINFIELD PCT 021	330	254
0224 PLAINFIELD PCT 022	255	254
0225 PLAINFIELD PCT 023	247	285
0226 PLAINFIELD PCT 024	320	335
0227 PLAINFIELD PCT 025	228	286
0228 PLAINFIELD PCT 026	178	227
0229 PLAINFIELD PCT 027	254	316
0230 PLAINFIELD PCT 028	260	264
0231 PLAINFIELD PCT 029	299	229
0232 PLAINFIELD PCT 030	305	275
0233 PLAINFIELD PCT 031	278	277
0234 PLAINFIELD PCT 032	247	272
0235 PLAINFIELD PCT 033	299	376
0236 PLAINFIELD PCT 034	191	237
0237 PLAINFIELD PCT 035	210	304
0238 PLAINFIELD PCT 036	281	280
0239 REED PCT 001	338	289
0240 REED PCT 002	348	318
0241 REED PCT 003	320	300
0242 TROY PCT 001	195	322
0243 TROY PCT 002	229	296
0244 TROY PCT 003	270	284
0245 TROY PCT 004	264	328
0246 TROY PCT 005	277	360
0247 TROY PCT 006	155	237
0248 TROY PCT 007	335	342
0249 TROY PCT 008	301	400
0250 TROY PCT 009	301	379
0251 TROY PCT 010	387	344
0252 TROY PCT 011	516	436
0253 TROY PCT 012	290	401
0254 TROY PCT 013	548	456
0255 TROY PCT 014	412	334
0256 TROY PCT 015	431	368
0257 TROY PCT 016	309	448
0258 TROY PCT 017	467	377
0259 TROY PCT 018	186	317
0260 TROY PCT 019	157	315
0261 TROY PCT 020	405	385
0262 TROY PCT 021	341	300
0263 TROY PCT 022	220	179
0264 TROY PCT 023	324	319
0265 WASHINGTON PCT 001	384	278
0266 WASHINGTON PCT 002	440	272
0267 WASHINGTON PCT 003	398	236
0268 WESLEY PCT 001	379	337
0269 WHEATLAND PCT 001	1527	1575
0270 WHEATLAND PCT 002	525	318
0271 WHEATLAND PCT 003	445	186
0272 WHEATLAND PCT 004	302	370
0273 WHEATLAND PCT 005	492	221
0274 WHEATLAND PCT 006	400	234
0275 WHEATLAND PCT 007	446	244

VOTES PERCENT

COUNTY SHERIFF

Vote for not more than 1

01 = Ken Kaupas (REP)

95,156 49.88

02 = Mike Kelley (DEM)

95,628 50.12

(CONTINUED FROM PREVIOUS PAGE)

01 02

0276 WHEATLAND PCT 008	410	269
0277 WHEATLAND PCT 009	472	326
0278 WHEATLAND PCT 010	436	236
0279 WHEATLAND PCT 011	396	210
0280 WHEATLAND PCT 012	346	223
0281 WHEATLAND PCT 013	350	231
0282 WHEATLAND PCT 014	482	254
0283 WHEATLAND PCT 015	372	246
0284 WHEATLAND PCT 016	448	245
0285 WHEATLAND PCT 017	413	286
0286 WHEATLAND PCT 018	468	267
0287 WHEATLAND PCT 019	265	312
0288 WHEATLAND PCT 020	438	164
0289 WHEATLAND PCT 021	358	225
0290 WHEATLAND PCT 022	274	328
0291 WHEATLAND PCT 023	332	276
0292 WHEATLAND PCT 024	414	180
0293 WHEATLAND PCT 025	419	277
0294 WHEATLAND PCT 026	639	295
0295 WHEATLAND PCT 027	255	359
0296 WHEATLAND PCT 028	475	269
0297 WHEATLAND PCT 029	445	339
0298 WHEATLAND PCT 030	460	273
0299 WILL PCT 001	408	175
0300 WILMINGTON PCT 001	265	321
0301 WILMINGTON PCT 002	313	284
0302 WILMINGTON PCT 003	366	299
0303 WILTON PCT 001	252	150



Nancy Schultz Voots

W I L L C O U N T Y C L E R K

A large, stylized American flag is the background for the central text. The stars are white and the stripes are blue and red, with a white field at the bottom.

EDUCATION SERVICE REGION SUMMARY

**(WILL, DU PAGE, GRUNDY/KENDALL &
IROQUOIS/KANKAKEE COUNTIES)**

ABSTRACT OF VOTES

DuPage County
GENERAL ELECTION
NOVEMBER 4, 2014

OFFICIAL RESULTS

REPORT-EL86

PAGE 001

VOTES PERCENT

VOTES PERCENT

01 = BALLOTS CAST

18,446

REGIONAL SUPERINTENDENT OF SCHOOLS (DU PAGE COUNTY)

Vote for not more than 1

02 = Darlene J. Ruscitti (REP)

14,503 100.00

03 = No Candidate Filed (DEM)

0

01 02 03

0019 DU PAGE PCT 001	810	608	0
0020 DU PAGE PCT 002	777	634	0
0021 DU PAGE PCT 003	845	691	0
0022 DU PAGE PCT 004	363	294	0
0025 DU PAGE PCT 007	777	609	0
0027 DU PAGE PCT 009	12	9	0
0032 DU PAGE PCT 014	10	6	0
0270 WHEATLAND PCT 002	885	703	0
0271 WHEATLAND PCT 003	671	553	0
0272 WHEATLAND PCT 004	700	513	0
0273 WHEATLAND PCT 005	775	607	0
0274 WHEATLAND PCT 006	668	526	0
0275 WHEATLAND PCT 007	740	580	0
0276 WHEATLAND PCT 008	741	557	0
0277 WHEATLAND PCT 009	838	670	0
0278 WHEATLAND PCT 010	709	563	0
0279 WHEATLAND PCT 011	627	510	0
0280 WHEATLAND PCT 012	612	470	0
0281 WHEATLAND PCT 013	616	475	0
0282 WHEATLAND PCT 014	775	613	0
0283 WHEATLAND PCT 015	651	497	0
0284 WHEATLAND PCT 016	457	378	0
0285 WHEATLAND PCT 017	755	567	0
0286 WHEATLAND PCT 018	774	622	0
0287 WHEATLAND PCT 019	604	443	0
0288 WHEATLAND PCT 020	625	526	0
0289 WHEATLAND PCT 021	624	499	0
0290 WHEATLAND PCT 022	512	384	0
0291 WHEATLAND PCT 023	144	119	0
0292 WHEATLAND PCT 024	349	277	0

ABSTRACT OF VOTES

Grundy & Kendall Co.
 GENERAL ELECTION
 NOVEMBER 4, 2014

OFFICIAL RESULTS

REPORT-EL86 PAGE 001

01 = BALLOTS CAST

VOTES PERCENT

2,189

REGIONAL SUPERINTENDENT OF SCHOOLS
 (GRUNDY AND KENDALL COUNTIES)

Vote for not more than 1

02 = Christopher D. Mehochko (REP)

03 = No Candidate Filed (DEM)

VOTES PERCENT

2,108 100.00

0

	01	02	03
0269 WHEATLAND PCT 001	1990	1947	0
0291 WHEATLAND PCT 023	199	161	0
0301 WILMINGTON PCT 002	0	0	0

City of Aurora results have been added to WHEATLAND PCT 001

For City of Aurora's precinct breakdown – refer to that section of this book

ABSTRACT OF VOTES

Iroquois & Kankakee Co.
GENERAL ELECTION
NOVEMBER 4, 2014

OFFICIAL RESULTS

REPORT-EL86 PAGE 001

VOTES PERCENT

VOTES PERCENT

01 = BALLOTS CAST

15

REGIONAL SUPERINTENDENT OF SCHOOLS
(IROQUOIS AND KANKAKEE COUNTIES)

Vote for not more than 1

02 = Gregg Murphy (REP)

10 100.00

03 = No Candidate Filed (DEM)

0

01 02 03

15 10 0

0268 WESLEY PCT 001

VOTES PERCENT

VOTES PERCENT

REGIONAL SUPERINTENDENT OF SCHOOLS (WILL COUNTY)

01 = BALLOTS CAST

176,499

Vote for not more than 1

02 = No Candidate Filed (REP)

0

03 = Shawn Walsh (DEM)

133,050 100.00

01 02 03

0001 CHANNAHON PCT 001	698	0	527
0002 CHANNAHON PCT 002	843	0	651
0003 CHANNAHON PCT 003	752	0	552
0004 CHANNAHON PCT 004	724	0	548
0005 CHANNAHON PCT 005	639	0	483
0006 CRETE PCT 001	647	0	512
0007 CRETE PCT 002	523	0	414
0008 CRETE PCT 003	531	0	362
0009 CRETE PCT 004	710	0	497
0010 CRETE PCT 005	661	0	521
0011 CRETE PCT 006	715	0	483
0012 CRETE PCT 007	685	0	539
0013 CRETE PCT 008	692	0	504
0014 CRETE PCT 009	606	0	387
0015 CRETE PCT 010	499	0	346
0016 CRETE PCT 011	597	0	393
0017 CRETE PCT 012	649	0	441
0018 CUSTER PCT 001	571	0	417
0019 DU PAGE PCT 001	2	0	1
0022 DU PAGE PCT 004	195	0	147
0023 DU PAGE PCT 005	572	0	423
0024 DU PAGE PCT 006	605	0	475
0026 DU PAGE PCT 008	635	0	520
0027 DU PAGE PCT 009	515	0	396
0028 DU PAGE PCT 010	645	0	516
0029 DU PAGE PCT 011	581	0	486
0030 DU PAGE PCT 012	595	0	473
0031 DU PAGE PCT 013	628	0	533
0032 DU PAGE PCT 014	635	0	500
0033 DU PAGE PCT 015	582	0	482
0034 DU PAGE PCT 016	649	0	539
0035 DU PAGE PCT 017	639	0	505
0036 DU PAGE PCT 018	610	0	490
0037 DU PAGE PCT 019	587	0	479
0038 DU PAGE PCT 020	496	0	425
0039 DU PAGE PCT 021	621	0	507
0040 DU PAGE PCT 022	622	0	513
0041 DU PAGE PCT 023	515	0	433
0042 DU PAGE PCT 024	468	0	385
0043 DU PAGE PCT 025	562	0	463
0044 DU PAGE PCT 026	489	0	387
0045 DU PAGE PCT 027	602	0	518
0046 DU PAGE PCT 028	532	0	455
0047 DU PAGE PCT 029	575	0	483
0048 DU PAGE PCT 030	529	0	443
0049 DU PAGE PCT 031	559	0	440
0050 DU PAGE PCT 032	651	0	534
0051 DU PAGE PCT 033	637	0	504
0052 DU PAGE PCT 034	726	0	557
0053 DU PAGE PCT 035	287	0	257
0054 DU PAGE PCT 036	662	0	530
0055 DU PAGE PCT 037	527	0	401
0056 FLORENCE PCT 001	335	0	235
0057 FRANKFORT PCT 001	726	0	524
0058 FRANKFORT PCT 002	819	0	528

VOTES PERCENT

VOTES PERCENT

REGIONAL SUPERINTENDENT OF SCHOOLS (WILL COUNTY)

01 = BALLOTS CAST

176,499

Vote for not more than 1

02 = No Candidate Filed (REP)

0

03 = Shawn Walsh (DEM)

133,050 100.00

(CONTINUED FROM PREVIOUS PAGE)

	01	02	03
0059 FRANKFORT PCT 003	686	0	502
0060 FRANKFORT PCT 004	655	0	448
0061 FRANKFORT PCT 005	636	0	440
0062 FRANKFORT PCT 006	685	0	472
0063 FRANKFORT PCT 007	701	0	511
0064 FRANKFORT PCT 008	691	0	515
0065 FRANKFORT PCT 009	715	0	533
0066 FRANKFORT PCT 010	715	0	540
0067 FRANKFORT PCT 011	664	0	466
0068 FRANKFORT PCT 012	734	0	508
0069 FRANKFORT PCT 013	656	0	456
0070 FRANKFORT PCT 014	615	0	442
0071 FRANKFORT PCT 015	598	0	446
0072 FRANKFORT PCT 016	705	0	483
0073 FRANKFORT PCT 017	1048	0	607
0074 FRANKFORT PCT 018	808	0	498
0075 FRANKFORT PCT 019	627	0	451
0076 FRANKFORT PCT 020	716	0	534
0077 FRANKFORT PCT 021	713	0	477
0078 FRANKFORT PCT 022	812	0	550
0079 FRANKFORT PCT 023	740	0	446
0080 FRANKFORT PCT 024	687	0	504
0081 FRANKFORT PCT 025	781	0	493
0082 FRANKFORT PCT 026	782	0	448
0083 FRANKFORT PCT 027	634	0	395
0084 FRANKFORT PCT 028	815	0	550
0085 FRANKFORT PCT 029	894	0	586
0086 GREEN GARDEN PCT 001	754	0	438
0087 GREEN GARDEN PCT 002	747	0	471
0088 HOMER PCT 001	623	0	446
0089 HOMER PCT 002	829	0	538
0090 HOMER PCT 003	682	0	478
0091 HOMER PCT 004	815	0	563
0092 HOMER PCT 005	596	0	405
0093 HOMER PCT 006	685	0	493
0094 HOMER PCT 007	691	0	526
0095 HOMER PCT 008	630	0	415
0096 HOMER PCT 009	587	0	437
0097 HOMER PCT 010	735	0	518
0098 HOMER PCT 011	659	0	467
0099 HOMER PCT 012	808	0	530
0100 HOMER PCT 013	638	0	434
0101 HOMER PCT 014	954	0	681
0102 HOMER PCT 015	805	0	577
0103 HOMER PCT 016	623	0	427
0104 HOMER PCT 017	819	0	527
0105 HOMER PCT 018	774	0	595
0106 JACKSON PCT 001	785	0	612
0107 JACKSON PCT 002	780	0	626
0108 JOLIET PCT 001	591	0	515
0109 JOLIET PCT 002	522	0	413
0110 JOLIET PCT 003	421	0	352
0111 JOLIET PCT 004	517	0	418
0112 JOLIET PCT 005	436	0	397
0113 JOLIET PCT 006	430	0	401

VOTES PERCENT
176,499

REGIONAL SUPERINTENDENT OF SCHOOLS (WILL COUNTY)

VOTES PERCENT

01 = BALLOTS CAST

Vote for not more than 1

02 = No Candidate Filed (REP)

03 = Shawn Walsh (DEM)

0

133,050 100.00

(CONTINUED FROM PREVIOUS PAGE)

01 02 03

0114 JOLIET PCT 007	449	0	414
0115 JOLIET PCT 008	524	0	444
0116 JOLIET PCT 009	448	0	401
0117 JOLIET PCT 010	552	0	449
0118 JOLIET PCT 011	493	0	414
0119 JOLIET PCT 012	402	0	351
0120 JOLIET PCT 013	355	0	322
0121 JOLIET PCT 014	382	0	356
0122 JOLIET PCT 015	383	0	323
0123 JOLIET PCT 016	540	0	483
0124 JOLIET PCT 017	696	0	552
0125 JOLIET PCT 018	848	0	573
0126 JOLIET PCT 019	586	0	465
0127 JOLIET PCT 020	562	0	462
0128 JOLIET PCT 021	736	0	594
0129 JOLIET PCT 022	536	0	445
0130 JOLIET PCT 023	435	0	370
0131 JOLIET PCT 024	420	0	359
0132 JOLIET PCT 025	567	0	460
0133 JOLIET PCT 026	493	0	414
0134 JOLIET PCT 027	198	0	173
0135 JOLIET PCT 028	412	0	387
0136 JOLIET PCT 029	449	0	413
0137 JOLIET PCT 030	474	0	398
0138 JOLIET PCT 031	455	0	361
0139 JOLIET PCT 032	426	0	402
0140 JOLIET PCT 033	434	0	341
0141 JOLIET PCT 034	546	0	506
0142 JOLIET PCT 035	605	0	554
0143 JOLIET PCT 036	516	0	463
0144 JOLIET PCT 037	533	0	465
0145 LOCKPORT PCT 001	1287	0	977
0146 LOCKPORT PCT 002	634	0	486
0147 LOCKPORT PCT 003	535	0	446
0148 LOCKPORT PCT 004	477	0	376
0149 LOCKPORT PCT 005	675	0	508
0150 LOCKPORT PCT 006	542	0	449
0151 LOCKPORT PCT 007	610	0	512
0152 LOCKPORT PCT 008	491	0	445
0153 LOCKPORT PCT 009	1073	0	830
0154 LOCKPORT PCT 010	653	0	498
0155 LOCKPORT PCT 011	656	0	482
0156 LOCKPORT PCT 012	616	0	434
0157 LOCKPORT PCT 013	1425	0	1099
0158 LOCKPORT PCT 014	615	0	470
0159 LOCKPORT PCT 015	457	0	372
0160 LOCKPORT PCT 016	653	0	529
0161 LOCKPORT PCT 017	784	0	566
0162 LOCKPORT PCT 018	618	0	479
0163 LOCKPORT PCT 019	710	0	546
0164 LOCKPORT PCT 020	539	0	429
0165 LOCKPORT PCT 021	550	0	433
0166 LOCKPORT PCT 022	529	0	416
0167 LOCKPORT PCT 023	429	0	335
0168 LOCKPORT PCT 024	399	0	358

VOTES PERCENT
176,499

REGIONAL SUPERINTENDENT OF SCHOOLS (WILL COUNTY)

VOTES PERCENT

01 = BALLOTS CAST

Vote for not more than 1

02 = No Candidate Filed (REP)

03 = Shawn Walsh (DEM)

0
133,050 100.00

(CONTINUED FROM PREVIOUS PAGE)

	01	02	03
0169 MANHATTAN PCT 001	680	0	485
0170 MANHATTAN PCT 002	804	0	589
0171 MANHATTAN PCT 003	899	0	595
0172 MANHATTAN PCT 004	642	0	439
0173 MONEE PCT 001	536	0	441
0174 MONEE PCT 002	593	0	522
0175 MONEE PCT 003	640	0	422
0176 MONEE PCT 004	750	0	535
0177 MONEE PCT 005	503	0	472
0178 MONEE PCT 006	404	0	371
0179 MONEE PCT 007	564	0	510
0180 MONEE PCT 008	583	0	367
0181 NEW LENOX PCT 001	555	0	434
0182 NEW LENOX PCT 002	689	0	491
0183 NEW LENOX PCT 003	591	0	402
0184 NEW LENOX PCT 004	601	0	437
0185 NEW LENOX PCT 005	690	0	510
0186 NEW LENOX PCT 006	739	0	508
0187 NEW LENOX PCT 007	952	0	604
0188 NEW LENOX PCT 008	856	0	566
0189 NEW LENOX PCT 009	797	0	577
0190 NEW LENOX PCT 010	784	0	545
0191 NEW LENOX PCT 011	771	0	559
0192 NEW LENOX PCT 012	644	0	456
0193 NEW LENOX PCT 013	708	0	528
0194 NEW LENOX PCT 014	883	0	647
0195 NEW LENOX PCT 015	743	0	514
0196 NEW LENOX PCT 016	750	0	562
0197 NEW LENOX PCT 017	778	0	566
0198 NEW LENOX PCT 018	653	0	432
0199 NEW LENOX PCT 019	778	0	532
0200 NEW LENOX PCT 020	941	0	614
0201 PEOTONE PCT 001	820	0	553
0202 PEOTONE PCT 002	804	0	579
0203 PLAINFIELD PCT 001	608	0	444
0204 PLAINFIELD PCT 002	579	0	416
0205 PLAINFIELD PCT 003	660	0	454
0206 PLAINFIELD PCT 004	284	0	236
0207 PLAINFIELD PCT 005	542	0	434
0208 PLAINFIELD PCT 006	563	0	452
0209 PLAINFIELD PCT 007	515	0	437
0210 PLAINFIELD PCT 008	685	0	524
0211 PLAINFIELD PCT 009	747	0	522
0212 PLAINFIELD PCT 010	609	0	424
0213 PLAINFIELD PCT 011	237	0	206
0214 PLAINFIELD PCT 012	511	0	426
0215 PLAINFIELD PCT 013	781	0	588
0216 PLAINFIELD PCT 014	684	0	501
0217 PLAINFIELD PCT 015	707	0	529
0218 PLAINFIELD PCT 016	724	0	540
0219 PLAINFIELD PCT 017	527	0	429
0220 PLAINFIELD PCT 018	593	0	471
0221 PLAINFIELD PCT 019	485	0	381
0222 PLAINFIELD PCT 020	558	0	445
0223 PLAINFIELD PCT 021	604	0	455

VOTES PERCENT
176,499

REGIONAL SUPERINTENDENT OF SCHOOLS (WILL COUNTY)

VOTES PERCENT

Vote for not more than 1

02 = No Candidate Filed (REP)

03 = Shawn Walsh (DEM)

0

133,050 100.00

01 = BALLOTS CAST

(CONTINUED FROM PREVIOUS PAGE)

	01	02	03
0224 PLAINFIELD PCT 022	517	0	390
0225 PLAINFIELD PCT 023	544	0	437
0226 PLAINFIELD PCT 024	669	0	538
0227 PLAINFIELD PCT 025	534	0	431
0228 PLAINFIELD PCT 026	418	0	348
0229 PLAINFIELD PCT 027	590	0	484
0230 PLAINFIELD PCT 028	539	0	423
0231 PLAINFIELD PCT 029	540	0	393
0232 PLAINFIELD PCT 030	602	0	468
0233 PLAINFIELD PCT 031	570	0	443
0234 PLAINFIELD PCT 032	531	0	429
0235 PLAINFIELD PCT 033	689	0	554
0236 PLAINFIELD PCT 034	441	0	359
0237 PLAINFIELD PCT 035	539	0	440
0238 PLAINFIELD PCT 036	579	0	444
0239 REED PCT 001	650	0	514
0240 REED PCT 002	692	0	539
0241 REED PCT 003	642	0	518
0242 TROY PCT 001	533	0	446
0243 TROY PCT 002	547	0	430
0244 TROY PCT 003	572	0	428
0245 TROY PCT 004	604	0	489
0246 TROY PCT 005	649	0	513
0247 TROY PCT 006	403	0	325
0248 TROY PCT 007	710	0	522
0249 TROY PCT 008	714	0	565
0250 TROY PCT 009	704	0	517
0251 TROY PCT 010	756	0	581
0252 TROY PCT 011	982	0	700
0253 TROY PCT 012	712	0	561
0254 TROY PCT 013	1039	0	784
0255 TROY PCT 014	767	0	590
0256 TROY PCT 015	817	0	612
0257 TROY PCT 016	779	0	615
0258 TROY PCT 017	862	0	621
0259 TROY PCT 018	513	0	427
0260 TROY PCT 019	492	0	409
0261 TROY PCT 020	818	0	582
0262 TROY PCT 021	660	0	519
0263 TROY PCT 022	407	0	304
0264 TROY PCT 023	660	0	505
0265 WASHINGTON PCT 001	696	0	489
0266 WASHINGTON PCT 002	740	0	494
0267 WASHINGTON PCT 003	669	0	435
0268 WESLEY PCT 001	727	0	546
0269 WHEATLAND PCT 001	572	0	429
0279 WHEATLAND PCT 011	15	0	12
0284 WHEATLAND PCT 016	271	0	184
0287 WHEATLAND PCT 019	2	0	2
0290 WHEATLAND PCT 022	117	0	95
0291 WHEATLAND PCT 023	298	0	229
0292 WHEATLAND PCT 024	272	0	179
0293 WHEATLAND PCT 025	727	0	530
0294 WHEATLAND PCT 026	956	0	653
0295 WHEATLAND PCT 027	643	0	511

ABSTRACT OF VOTES

Will County
 GENERAL ELECTION
 NOVEMBER 4, 2014

OFFICIAL RESULTS

REPORT-EL86 PAGE 006

VOTES	PERCENT	VOTES	PERCENT
01 = BALLOTS CAST	176,499		
		REGIONAL SUPERINTENDENT OF SCHOOLS (WILL COUNTY)	
		Vote for not more than 1	
			0
		02 = No Candidate Filed (REP)	
		133,050	100.00
		03 = Shawn Walsh (DEM)	

(CONTINUED FROM PREVIOUS PAGE)

	01	02	03
0296 WHEATLAND PCT 028	775	0	529
0297 WHEATLAND PCT 029	807	0	599
0298 WHEATLAND PCT 030	754	0	510
0299 WILL PCT 001	609	0	393
0300 WILMINGTON PCT 001	608	0	463
0301 WILMINGTON PCT 002	617	0	457
0302 WILMINGTON PCT 003	679	0	526
0303 WILTON PCT 001	413	0	256

KANKAKEE COUNTY

Statement of Votes Cast
2014 General Election

Date:11/19/14
Time:12:17:05
Page:39 of 75

SOVC For Jurisdiction Wide, All Counters, All Races

	ESR WILL			
	Reg. Voters	Times Counted	Total Votes	SHAWN WALSH (DEM)
Jurisdiction Wide				
ESSEX	598	360	271	271 100.00%
Total	598	360	271	271 100.00%

WITH 5 OF 5 PRECINCTS REPORTING

VOTES PERCENT

VOTES PERCENT

01 = BALLOTS CAST

1,686

REGIONAL SUPERINTENDENT OF SCHOOLS (WILL COUNTY)

VOTE FOR 1

02 = NO CANDIDATE FILED (REP)

0

03 = SHAWN WALSH (DEM)

1,304 100.00

04 = OVER VOTES

0

05 = UNDER VOTES

382

	01	02	03	04	05
0073 NA AU SAY 1	31	0	19	0	12
0074 NA AU SAY 2	513	0	396	0	117
0075 NA AU SAY 3	368	0	279	0	89
0076 NA AU SAY 4	413	0	321	0	92
0077 NA AU SAY 5	361	0	289	0	72

0073 NA AU SAY 1
0074 NA AU SAY 2
0075 NA AU SAY 3
0076 NA AU SAY 4
0077 NA AU SAY 5



Nancy Schultz Voots

W I L L C O U N T Y C L E R K

A large, semi-transparent American flag is positioned in the background, with the stars on the left and the stripes on the right. The flag is set against a blue gradient background.

COUNTY BOARD SUMMARY

(DISTRICTS 2, 5, 9 & 11)

ABSTRACT OF VOTES

County Board District 2
GENERAL ELECTION
NOVEMBER 4, 2014

OFFICIAL RESULTS

REPORT-EL86 PAGE 001

01 = BALLOTS CAST

VOTES PERCENT
18,260

COUNTY BOARD MEMBER DISTRICT TWO

VOTES PERCENT

Vote for not more than 2

02 = Jim Moustis (REP)

10,776 41.48

03 = Cory Singer (REP)

9,024 34.74

04 = Donald Keane (DEM)

6,176 23.78

	01	02	03	04
0059 FRANKFORT PCT 003	686	419	300	253
0064 FRANKFORT PCT 008	691	413	271	263
0065 FRANKFORT PCT 009	715	424	277	280
0066 FRANKFORT PCT 010	715	405	266	307
0070 FRANKFORT PCT 014	615	361	228	247
0071 FRANKFORT PCT 015	598	361	263	224
0072 FRANKFORT PCT 016	705	461	301	237
0074 FRANKFORT PCT 018	808	546	474	202
0075 FRANKFORT PCT 019	627	339	274	244
0076 FRANKFORT PCT 020	716	418	334	264
0077 FRANKFORT PCT 021	713	420	377	237
0078 FRANKFORT PCT 022	812	462	426	281
0079 FRANKFORT PCT 023	740	458	413	212
0080 FRANKFORT PCT 024	687	319	258	322
0081 FRANKFORT PCT 025	781	475	439	240
0082 FRANKFORT PCT 026	782	513	462	193
0083 FRANKFORT PCT 027	634	371	370	166
0084 FRANKFORT PCT 028	815	434	434	289
0085 FRANKFORT PCT 029	894	538	514	250
0086 GREEN GARDEN PCT 001	754	473	402	208
0087 GREEN GARDEN PCT 002	747	477	387	212
0169 MANHATTAN PCT 001	680	360	324	247
0170 MANHATTAN PCT 002	804	434	404	302
0171 MANHATTAN PCT 003	899	546	497	283
0172 MANHATTAN PCT 004	642	349	329	213

01 = BALLOTS CAST

VOTES PERCENT

12,764

COUNTY BOARD MEMBER DISTRICT FIVE

Vote for not more than 2

02 = Darren E. Bennefield (REP)

03 = Gretchen Fritz (REP)

04 = Reed Bible (DEM)

05 = Sheila Raddatz (DEM)

VOTES PERCENT

6,548 30.41

6,171 28.66

4,345 20.18

4,465 20.74

	01	02	03	04	05
0203 PLAINFIELD PCT 001	608	297	285	198	198
0204 PLAINFIELD PCT 002	579	280	258	199	205
0205 PLAINFIELD PCT 003	660	330	325	216	208
0206 PLAINFIELD PCT 004	284	91	87	132	126
0210 PLAINFIELD PCT 008	685	313	314	250	231
0211 PLAINFIELD PCT 009	747	392	354	217	249
0212 PLAINFIELD PCT 010	609	316	303	187	203
0215 PLAINFIELD PCT 013	781	396	402	272	239
0216 PLAINFIELD PCT 014	684	348	340	230	229
0269 WHEATLAND PCT 001	2695	1420	1338	1176	1167
0284 WHEATLAND PCT 016	728	426	389	183	199
0291 WHEATLAND PCT 023	641	303	263	210	231
0293 WHEATLAND PCT 025	727	390	357	196	251
0296 WHEATLAND PCT 028	775	433	392	213	231
0297 WHEATLAND PCT 029	807	401	368	271	265
0298 WHEATLAND PCT 030	754	412	396	195	233

City of Aurora results have been added to WHEATLAND PCT 001

For City of Aurora's precinct breakdown – refer to that section of this book

ABSTRACT OF VOTES

County Board District 9
 GENERAL ELECTION
 NOVEMBER 4, 2014

OFFICIAL RESULTS

REPORT-EL86 PAGE 001

01 = BALLOTS CAST

VOTES PERCENT
 14,278

COUNTY BOARD MEMBER DISTRICT NINE
 Vote for not more than 2
 02 = Annette Parker (REP)
 03 = Lauren Staley-Ferry (DEM)
 04 = Walter G. Adamic (DEM)

VOTES PERCENT
 6,443 34.74
 7,007 37.78
 5,097 27.48

	01	02	03	04
0102 HOMER PCT 015	805	466	319	218
0105 HOMER PCT 018	774	455	318	186
0108 JOLIET PCT 001	591	142	383	239
0109 JOLIET PCT 002	522	221	268	208
0110 JOLIET PCT 003	421	163	194	190
0111 JOLIET PCT 004	517	210	261	224
0115 JOLIET PCT 008	524	212	279	195
0116 JOLIET PCT 009	448	122	274	179
0117 JOLIET PCT 010	552	214	293	252
0118 JOLIET PCT 011	493	176	257	209
0119 JOLIET PCT 012	402	109	226	177
0126 JOLIET PCT 019	586	247	309	258
0157 LOCKPORT PCT 013	1425	863	634	454
0158 LOCKPORT PCT 014	615	299	281	198
0159 LOCKPORT PCT 015	457	169	255	132
0163 LOCKPORT PCT 019	710	380	339	214
0164 LOCKPORT PCT 020	539	261	262	176
0165 LOCKPORT PCT 021	550	230	264	210
0166 LOCKPORT PCT 022	529	227	239	227
0167 LOCKPORT PCT 023	429	198	196	171
0168 LOCKPORT PCT 024	399	41	281	175
0181 NEW LENOX PCT 001	555	297	234	147
0183 NEW LENOX PCT 003	591	370	222	139
0236 PLAINFIELD PCT 034	441	211	221	143
0247 TROY PCT 006	403	160	198	176

VOTES	PERCENT		VOTES	PERCENT
16,633		COUNTY BOARD MEMBER DISTRICT ELEVEN		
		Vote for not more than 2		
		02 = Suzanne Hart (REP)	11,855	62.05
		03 = Charles "Chuck" Maher (REP)	7,251	37.95
		04 = No Candidate Filed (DEM)	0	

01 = BALLOTS CAST

	01	02	03	04
0019 DU PAGE PCT 001	812	545	341	0
0020 DU PAGE PCT 002	777	606	462	0
0021 DU PAGE PCT 003	845	614	370	0
0025 DU PAGE PCT 007	777	550	363	0
0270 WHEATLAND PCT 002	885	661	392	0
0271 WHEATLAND PCT 003	671	505	266	0
0272 WHEATLAND PCT 004	700	457	232	0
0273 WHEATLAND PCT 005	775	560	312	0
0274 WHEATLAND PCT 006	668	453	326	0
0275 WHEATLAND PCT 007	740	538	344	0
0276 WHEATLAND PCT 008	741	505	316	0
0277 WHEATLAND PCT 009	838	551	462	0
0278 WHEATLAND PCT 010	709	530	309	0
0279 WHEATLAND PCT 011	642	487	247	0
0280 WHEATLAND PCT 012	612	427	197	0
0281 WHEATLAND PCT 013	616	418	252	0
0282 WHEATLAND PCT 014	775	554	341	0
0283 WHEATLAND PCT 015	651	436	246	0
0285 WHEATLAND PCT 017	755	521	296	0
0286 WHEATLAND PCT 018	774	558	369	0
0288 WHEATLAND PCT 020	625	479	307	0
0289 WHEATLAND PCT 021	624	447	262	0
0292 WHEATLAND PCT 024	621	453	239	0



Nancy Schultz Voots

W I L L C O U N T Y C L E R K

JUDICIAL SUMMARY

CIRCUIT COURT – 12TH JUDICIAL CIRCUIT

**(1ST SUBCIRCUIT – LIVAS VACANCY)
(1ST & 2ND SUBCIRCUITS – ADDITIONAL JUDGESHIP A)**

&

JUDICIAL RETENTIONS

	VOTES	PERCENT
01 = BALLOTS CAST	46,134	
12TH JUDICIAL CIRCUIT, SUBCIRCUIT 1 (LIVAS VACANCY)		
Vote for not more than 1		
02 = Daniel Rippe (REP)	25,195	58.01
03 = Sherri Hale (DEM)	18,240	41.99

12TH JUDICIAL CIRCUIT, SUBCIRCUIT 1
 (ADDITIONAL JUDGESHIP)

Vote for not more than 1

	VOTES	PERCENT
04 = Dave Carlson (REP)	25,413	58.65
05 = Diane M. Para (DEM)	17,917	41.35

	01	02	03	04	05
0019 DU PAGE PCT 001	812	436	313	444	304
0020 DU PAGE PCT 002	777	458	255	473	234
0021 DU PAGE PCT 003	517	318	149	309	156
0025 DU PAGE PCT 007	710	437	218	440	211
0203 PLAINFIELD PCT 001	608	338	236	343	229
0204 PLAINFIELD PCT 002	579	314	227	318	220
0205 PLAINFIELD PCT 003	660	398	213	393	211
0206 PLAINFIELD PCT 004	284	103	165	108	160
0207 PLAINFIELD PCT 005	542	253	267	249	269
0208 PLAINFIELD PCT 006	563	221	315	223	312
0209 PLAINFIELD PCT 007	515	183	308	183	305
0210 PLAINFIELD PCT 008	685	366	271	368	264
0211 PLAINFIELD PCT 009	747	444	244	441	249
0212 PLAINFIELD PCT 010	609	382	192	384	184
0213 PLAINFIELD PCT 011	237	83	150	89	144
0214 PLAINFIELD PCT 012	511	188	296	200	284
0215 PLAINFIELD PCT 013	781	470	275	481	261
0216 PLAINFIELD PCT 014	684	415	225	399	240
0217 PLAINFIELD PCT 015	707	410	261	413	251
0218 PLAINFIELD PCT 016	724	390	282	392	278
0219 PLAINFIELD PCT 017	527	227	274	238	265
0220 PLAINFIELD PCT 018	593	268	300	283	288
0221 PLAINFIELD PCT 019	485	207	253	203	257
0222 PLAINFIELD PCT 020	558	281	256	283	252
0223 PLAINFIELD PCT 021	604	368	207	381	188
0224 PLAINFIELD PCT 022	517	294	200	312	183
0225 PLAINFIELD PCT 023	544	278	238	291	225
0226 PLAINFIELD PCT 024	669	349	284	365	266
0227 PLAINFIELD PCT 025	534	225	276	222	278
0228 PLAINFIELD PCT 026	418	172	226	176	221
0229 PLAINFIELD PCT 027	590	252	304	244	315
0230 PLAINFIELD PCT 028	539	272	240	274	235
0231 PLAINFIELD PCT 029	540	297	214	312	200
0232 PLAINFIELD PCT 030	602	318	248	324	241
0233 PLAINFIELD PCT 031	570	293	250	305	238
0234 PLAINFIELD PCT 032	531	253	253	262	247
0235 PLAINFIELD PCT 033	126	61	63	59	65
0236 PLAINFIELD PCT 034	23	10	11	12	10
0237 PLAINFIELD PCT 035	539	216	289	218	287
0238 PLAINFIELD PCT 036	579	304	246	314	233
0269 WHEATLAND PCT 001	3106	1516	1544	1546	1508
0270 WHEATLAND PCT 002	885	539	283	563	258
0271 WHEATLAND PCT 003	671	456	163	453	162
0272 WHEATLAND PCT 004	700	303	369	310	358
0273 WHEATLAND PCT 005	775	486	213	483	218
0274 WHEATLAND PCT 006	668	386	231	385	230
0275 WHEATLAND PCT 007	740	472	212	463	219
0276 WHEATLAND PCT 008	741	436	238	434	244
0277 WHEATLAND PCT 009	838	459	321	456	322
0278 WHEATLAND PCT 010	709	458	210	443	224
0279 WHEATLAND PCT 011	642	382	214	393	201
0280 WHEATLAND PCT 012	612	345	222	345	214
0281 WHEATLAND PCT 013	616	356	215	361	209

City of Aurora results have been added to WHEATLAND PCT 001

For City of Aurora's precinct breakdown – refer to that section of this book

ABSTRACT OF VOTES

12th Jud SubCircuit 1
 GENERAL ELECTION
 NOVEMBER 4, 2014

OFFICIAL RESULTS

REPORT-EL86 PAGE 002

	VOTES	PERCENT		VOTES	PERCENT
01 = BALLOTS CAST	46,134		12TH JUDICIAL CIRCUIT, SUBCIRCUIT 1 (ADDITIONAL JUDGESHIP)		
12TH JUDICIAL CIRCUIT, SUBCIRCUIT 1 (LIVAS VACANCY)			Vote for not more than 1		
Vote for not more than 1			04 = Dave Carlson (REP)	25,413	58.65
02 = Daniel Rippy (REP)	25,195	58.01	05 = Diane M. Para (DEM)	17,917	41.35
03 = Sherri Hale (DEM)	18,240	41.99			

(CONTINUED FROM PREVIOUS PAGE)

	01	02	03	04	05
0282 WHEATLAND PCT 014	775	486	229	445	280
0283 WHEATLAND PCT 015	651	376	235	362	248
0284 WHEATLAND PCT 016	728	453	229	454	224
0285 WHEATLAND PCT 017	755	425	262	422	267
0286 WHEATLAND PCT 018	774	483	223	474	237
0287 WHEATLAND PCT 019	606	262	307	267	301
0288 WHEATLAND PCT 020	625	453	149	444	154
0289 WHEATLAND PCT 021	624	366	199	358	208
0290 WHEATLAND PCT 022	629	243	358	271	320
0291 WHEATLAND PCT 023	641	334	266	338	256
0292 WHEATLAND PCT 024	621	406	178	416	170
0293 WHEATLAND PCT 025	727	445	241	456	228
0294 WHEATLAND PCT 026	956	677	253	675	251
0295 WHEATLAND PCT 027	643	239	370	245	360
0296 WHEATLAND PCT 028	775	491	253	499	244
0297 WHEATLAND PCT 029	807	457	303	458	298
0298 WHEATLAND PCT 030	754	453	256	466	244

VOTES PERCENT

VOTES PERCENT

01 = BALLOTS CAST

31,566

12TH JUDICIAL CIRCUIT, SUBCIRCUIT 2
 (ADDITIONAL JUDGESHIP

Vote for not more than 1

02 = Dinah Lennon Archambeault (REP)

13,457 44.42

03 = Daniel L. Kennedy (DEM)

16,841 55.58

	01	02	03
0108 JOLIET PCT 001	591	146	419
0109 JOLIET PCT 002	522	220	275
0110 JOLIET PCT 003	421	187	204
0111 JOLIET PCT 004	517	226	267
0112 JOLIET PCT 005	429	23	383
0113 JOLIET PCT 006	430	34	377
0114 JOLIET PCT 007	449	51	383
0115 JOLIET PCT 008	524	209	302
0116 JOLIET PCT 009	448	140	295
0117 JOLIET PCT 010	552	243	292
0118 JOLIET PCT 011	493	199	282
0119 JOLIET PCT 012	402	116	266
0120 JOLIET PCT 013	284	20	253
0121 JOLIET PCT 014	382	44	327
0122 JOLIET PCT 015	379	131	237
0123 JOLIET PCT 016	540	102	418
0124 JOLIET PCT 017	696	359	324
0125 JOLIET PCT 018	848	491	331
0126 JOLIET PCT 019	586	254	307
0127 JOLIET PCT 020	562	230	311
0128 JOLIET PCT 021	736	356	365
0129 JOLIET PCT 022	536	182	329
0130 JOLIET PCT 023	435	120	303
0131 JOLIET PCT 024	420	111	282
0132 JOLIET PCT 025	567	220	321
0133 JOLIET PCT 026	493	181	298
0134 JOLIET PCT 027	198	40	153
0135 JOLIET PCT 028	184	13	160
0137 JOLIET PCT 030	0	0	0
0138 JOLIET PCT 031	455	184	254
0139 JOLIET PCT 032	1	0	1
0140 JOLIET PCT 033	434	195	222
0141 JOLIET PCT 034	228	3	219
0143 JOLIET PCT 036	143	32	107
0235 PLAINFIELD PCT 033	563	261	280
0236 PLAINFIELD PCT 034	418	187	212
0242 TROY PCT 001	533	203	306
0243 TROY PCT 002	547	230	286
0244 TROY PCT 003	572	242	293
0245 TROY PCT 004	604	284	298
0246 TROY PCT 005	649	303	328
0247 TROY PCT 006	403	149	230
0248 TROY PCT 007	710	370	298
0249 TROY PCT 008	714	325	356
0250 TROY PCT 009	704	352	324
0251 TROY PCT 010	756	419	304
0252 TROY PCT 011	982	555	396
0253 TROY PCT 012	712	353	338
0254 TROY PCT 013	1039	577	413
0255 TROY PCT 014	767	444	290
0256 TROY PCT 015	817	489	303
0257 TROY PCT 016	779	321	431
0258 TROY PCT 017	862	529	300
0259 TROY PCT 018	513	205	295

ABSTRACT OF VOTES

12th Jud SubCircuit 2
GENERAL ELECTION
NOVEMBER 4, 2014

OFFICIAL RESULTS

REPORT-EL86 PAGE 002

VOTES PERCENT

VOTES PERCENT

01 = BALLOTS CAST

31,566

12TH JUDICIAL CIRCUIT, SUBCIRCUIT 2
(ADDITIONAL JUDGESHIP

Vote for not more than 1

02 = Dinah Lennon Archaibeault (REP)

13,457 44.42

03 = Daniel L. Kennedy (DEM)

16,841 55.58

(CONTINUED FROM PREVIOUS PAGE)

01 02 03

0260 TROY PCT 019	492	159	304
0261 TROY PCT 020	818	418	354
0262 TROY PCT 021	660	381	248
0263 TROY PCT 022	407	268	124
0264 TROY PCT 023	660	371	263

VOTES PERCENT

3RD APPELLATE DISTRICT RETAIN WILLIAM E. HOLDRIDGE

Vote for not more than 1

01 = YES	126,741	75.29
02 = NO	41,606	24.71

 01 02

0001 CHANNAHON PCT 001	462	132
0002 CHANNAHON PCT 002	549	188
0003 CHANNAHON PCT 003	502	144
0004 CHANNAHON PCT 004	487	141
0005 CHANNAHON PCT 005	390	142
0006 CRETE PCT 001	383	159
0007 CRETE PCT 002	368	89
0008 CRETE PCT 003	314	127
0009 CRETE PCT 004	400	186
0010 CRETE PCT 005	426	139
0011 CRETE PCT 006	403	193
0012 CRETE PCT 007	413	166
0013 CRETE PCT 008	403	167
0014 CRETE PCT 009	374	130
0015 CRETE PCT 010	285	138
0016 CRETE PCT 011	358	150
0017 CRETE PCT 012	343	191
0018 CUSTER PCT 001	371	128
0019 DU PAGE PCT 001	507	126
0020 DU PAGE PCT 002	484	136
0021 DU PAGE PCT 003	532	139
0022 DU PAGE PCT 004	356	113
0023 DU PAGE PCT 005	393	104
0024 DU PAGE PCT 006	410	111
0025 DU PAGE PCT 007	508	121
0026 DU PAGE PCT 008	431	116
0027 DU PAGE PCT 009	357	99
0028 DU PAGE PCT 010	437	121
0029 DU PAGE PCT 011	412	101
0030 DU PAGE PCT 012	393	115
0031 DU PAGE PCT 013	446	104
0032 DU PAGE PCT 014	424	125
0033 DU PAGE PCT 015	417	88
0034 DU PAGE PCT 016	444	133
0035 DU PAGE PCT 017	433	117
0036 DU PAGE PCT 018	435	101
0037 DU PAGE PCT 019	393	119
0038 DU PAGE PCT 020	371	79
0039 DU PAGE PCT 021	408	123
0040 DU PAGE PCT 022	440	107
0041 DU PAGE PCT 023	369	77
0042 DU PAGE PCT 024	304	87
0043 DU PAGE PCT 025	397	106
0044 DU PAGE PCT 026	320	101
0045 DU PAGE PCT 027	410	113
0046 DU PAGE PCT 028	382	95
0047 DU PAGE PCT 029	413	85
0048 DU PAGE PCT 030	345	89
0049 DU PAGE PCT 031	371	101
0050 DU PAGE PCT 032	476	95
0051 DU PAGE PCT 033	408	143
0052 DU PAGE PCT 034	479	155
0053 DU PAGE PCT 035	205	50
0054 DU PAGE PCT 036	440	137
0055 DU PAGE PCT 037	366	91

City of Aurora results have been added to WHEATLAND PCT 001

For City of Aurora's precinct breakdown – refer to that section of this book

VOTES PERCENT

3RD APPELLATE DISTRICT RETAIN WILLIAM E. HOLDRIDGE

Vote for not more than 1

01 = YES	126,741	75.29
02 = NO	41,606	24.71

(CONTINUED FROM PREVIOUS PAGE)

 01 02

0056 FLORENCE PCT 001	205	76
0057 FRANKFORT PCT 001	447	178
0058 FRANKFORT PCT 002	468	184
0059 FRANKFORT PCT 003	391	176
0060 FRANKFORT PCT 004	366	165
0061 FRANKFORT PCT 005	383	141
0062 FRANKFORT PCT 006	402	166
0063 FRANKFORT PCT 007	403	178
0064 FRANKFORT PCT 008	428	147
0065 FRANKFORT PCT 009	408	190
0066 FRANKFORT PCT 010	445	152
0067 FRANKFORT PCT 011	403	149
0068 FRANKFORT PCT 012	438	146
0069 FRANKFORT PCT 013	394	129
0070 FRANKFORT PCT 014	374	133
0071 FRANKFORT PCT 015	372	149
0072 FRANKFORT PCT 016	417	172
0073 FRANKFORT PCT 017	622	188
0074 FRANKFORT PCT 018	475	174
0075 FRANKFORT PCT 019	369	154
0076 FRANKFORT PCT 020	448	165
0077 FRANKFORT PCT 021	445	153
0078 FRANKFORT PCT 022	480	181
0079 FRANKFORT PCT 023	419	156
0080 FRANKFORT PCT 024	402	147
0081 FRANKFORT PCT 025	471	175
0082 FRANKFORT PCT 026	496	151
0083 FRANKFORT PCT 027	376	144
0084 FRANKFORT PCT 028	448	205
0085 FRANKFORT PCT 029	555	189
0086 GREEN GARDEN PCT 001	390	235
0087 GREEN GARDEN PCT 002	397	242
0088 HOMER PCT 001	388	133
0089 HOMER PCT 002	485	205
0090 HOMER PCT 003	397	181
0091 HOMER PCT 004	457	218
0092 HOMER PCT 005	348	135
0093 HOMER PCT 006	420	175
0094 HOMER PCT 007	412	167
0095 HOMER PCT 008	342	166
0096 HOMER PCT 009	363	139
0097 HOMER PCT 010	413	183
0098 HOMER PCT 011	373	166
0099 HOMER PCT 012	447	203
0100 HOMER PCT 013	372	160
0101 HOMER PCT 014	570	225
0102 HOMER PCT 015	492	180
0103 HOMER PCT 016	357	161
0104 HOMER PCT 017	450	224
0105 HOMER PCT 018	515	151
0106 JACKSON PCT 001	521	159
0107 JACKSON PCT 002	503	180
0108 JOLIET PCT 001	419	116
0109 JOLIET PCT 002	354	94
0110 JOLIET PCT 003	294	80

VOTES PERCENT

3RD APPELLATE DISTRICT RETAIN WILLIAM E. HOLDRIDGE

Vote for not more than 1

01 = YES	126,741	75.29
02 = NO	41,606	24.71

(CONTINUED FROM PREVIOUS PAGE)

	01	02
0111 JOLIET PCT 004	371	98
0112 JOLIET PCT 005	273	98
0113 JOLIET PCT 006	302	86
0114 JOLIET PCT 007	306	104
0115 JOLIET PCT 008	391	94
0116 JOLIET PCT 009	313	98
0117 JOLIET PCT 010	388	100
0118 JOLIET PCT 011	331	112
0119 JOLIET PCT 012	272	81
0120 JOLIET PCT 013	266	60
0121 JOLIET PCT 014	261	78
0122 JOLIET PCT 015	285	63
0123 JOLIET PCT 016	379	108
0124 JOLIET PCT 017	486	139
0125 JOLIET PCT 018	543	158
0126 JOLIET PCT 019	389	132
0127 JOLIET PCT 020	381	100
0128 JOLIET PCT 021	521	127
0129 JOLIET PCT 022	354	112
0130 JOLIET PCT 023	291	96
0131 JOLIET PCT 024	286	85
0132 JOLIET PCT 025	393	108
0133 JOLIET PCT 026	350	92
0134 JOLIET PCT 027	129	46
0135 JOLIET PCT 028	285	77
0136 JOLIET PCT 029	314	96
0137 JOLIET PCT 030	335	95
0138 JOLIET PCT 031	316	86
0139 JOLIET PCT 032	289	77
0140 JOLIET PCT 033	287	101
0141 JOLIET PCT 034	389	78
0142 JOLIET PCT 035	425	112
0143 JOLIET PCT 036	374	93
0144 JOLIET PCT 037	367	107
0145 LOCKPORT PCT 001	873	278
0146 LOCKPORT PCT 002	411	129
0147 LOCKPORT PCT 003	374	107
0148 LOCKPORT PCT 004	330	94
0149 LOCKPORT PCT 005	407	181
0150 LOCKPORT PCT 006	382	88
0151 LOCKPORT PCT 007	420	112
0152 LOCKPORT PCT 008	357	69
0153 LOCKPORT PCT 009	676	242
0154 LOCKPORT PCT 010	412	132
0155 LOCKPORT PCT 011	426	135
0156 LOCKPORT PCT 012	394	129
0157 LOCKPORT PCT 013	913	327
0158 LOCKPORT PCT 014	417	126
0159 LOCKPORT PCT 015	312	89
0160 LOCKPORT PCT 016	450	133
0161 LOCKPORT PCT 017	509	164
0162 LOCKPORT PCT 018	371	154
0163 LOCKPORT PCT 019	447	156
0164 LOCKPORT PCT 020	374	111
0165 LOCKPORT PCT 021	367	112

	VOTES	PERCENT
3RD APPELLATE DISTRICT RETAIN WILLIAM E. HOLDRIDGE		
Vote for not more than 1		
01 = YES	126,741	75.29
02 = NO	41,606	24.71

(CONTINUED FROM PREVIOUS PAGE)	01	02
0166 LOCKPORT PCT 022	330	127
0167 LOCKPORT PCT 023	274	87
0168 LOCKPORT PCT 024	280	69
0169 MANHATTAN PCT 001	408	157
0170 MANHATTAN PCT 002	519	166
0171 MANHATTAN PCT 003	530	229
0172 MANHATTAN PCT 004	376	149
0173 MONEE PCT 001	357	110
0174 MONEE PCT 002	402	95
0175 MONEE PCT 003	358	176
0176 MONEE PCT 004	462	181
0177 MONEE PCT 005	359	83
0178 MONEE PCT 006	265	80
0179 MONEE PCT 007	378	95
0180 MONEE PCT 008	319	157
0181 NEW LENOX PCT 001	382	108
0182 NEW LENOX PCT 002	408	190
0183 NEW LENOX PCT 003	358	142
0184 NEW LENOX PCT 004	392	124
0185 NEW LENOX PCT 005	441	150
0186 NEW LENOX PCT 006	426	176
0187 NEW LENOX PCT 007	512	251
0188 NEW LENOX PCT 008	489	202
0189 NEW LENOX PCT 009	490	173
0190 NEW LENOX PCT 010	467	178
0191 NEW LENOX PCT 011	486	157
0192 NEW LENOX PCT 012	378	139
0193 NEW LENOX PCT 013	425	161
0194 NEW LENOX PCT 014	542	211
0195 NEW LENOX PCT 015	436	188
0196 NEW LENOX PCT 016	463	188
0197 NEW LENOX PCT 017	485	166
0198 NEW LENOX PCT 018	396	151
0199 NEW LENOX PCT 019	455	181
0200 NEW LENOX PCT 020	559	215
0201 PEOTONE PCT 001	504	198
0202 PEOTONE PCT 002	489	205
0203 PLAINFIELD PCT 001	397	122
0204 PLAINFIELD PCT 002	355	129
0205 PLAINFIELD PCT 003	432	119
0206 PLAINFIELD PCT 004	195	50
0207 PLAINFIELD PCT 005	358	134
0208 PLAINFIELD PCT 006	370	123
0209 PLAINFIELD PCT 007	345	105
0210 PLAINFIELD PCT 008	473	133
0211 PLAINFIELD PCT 009	461	157
0212 PLAINFIELD PCT 010	390	132
0213 PLAINFIELD PCT 011	173	42
0214 PLAINFIELD PCT 012	341	100
0215 PLAINFIELD PCT 013	515	169
0216 PLAINFIELD PCT 014	453	120
0217 PLAINFIELD PCT 015	446	161
0218 PLAINFIELD PCT 016	462	166
0219 PLAINFIELD PCT 017	347	110
0220 PLAINFIELD PCT 018	413	108

VOTES PERCENT

3RD APPELLATE DISTRICT RETAIN WILLIAM E. HOLDRIDGE

Vote for not more than 1

01 = YES	126,741	75.29
02 = NO	41,606	24.71

(CONTINUED FROM PREVIOUS PAGE)

	01	02
0221 PLAINFIELD PCT 019	323	86
0222 PLAINFIELD PCT 020	414	94
0223 PLAINFIELD PCT 021	394	129
0224 PLAINFIELD PCT 022	363	97
0225 PLAINFIELD PCT 023	372	118
0226 PLAINFIELD PCT 024	461	131
0227 PLAINFIELD PCT 025	339	121
0228 PLAINFIELD PCT 026	295	80
0229 PLAINFIELD PCT 027	396	113
0230 PLAINFIELD PCT 028	357	107
0231 PLAINFIELD PCT 029	377	95
0232 PLAINFIELD PCT 030	396	100
0233 PLAINFIELD PCT 031	357	150
0234 PLAINFIELD PCT 032	355	111
0235 PLAINFIELD PCT 033	472	136
0236 PLAINFIELD PCT 034	317	85
0237 PLAINFIELD PCT 035	366	94
0238 PLAINFIELD PCT 036	388	106
0239 REED PCT 001	438	138
0240 REED PCT 002	455	157
0241 REED PCT 003	433	135
0242 TROY PCT 001	363	100
0243 TROY PCT 002	361	92
0244 TROY PCT 003	373	120
0245 TROY PCT 004	422	125
0246 TROY PCT 005	442	136
0247 TROY PCT 006	263	89
0248 TROY PCT 007	454	139
0249 TROY PCT 008	485	152
0250 TROY PCT 009	452	161
0251 TROY PCT 010	521	155
0252 TROY PCT 011	668	183
0253 TROY PCT 012	500	142
0254 TROY PCT 013	672	220
0255 TROY PCT 014	524	149
0256 TROY PCT 015	531	199
0257 TROY PCT 016	535	152
0258 TROY PCT 017	587	163
0259 TROY PCT 018	346	112
0260 TROY PCT 019	320	109
0261 TROY PCT 020	547	128
0262 TROY PCT 021	428	140
0263 TROY PCT 022	266	99
0264 TROY PCT 023	430	168
0265 WASHINGTON PCT 001	392	184
0266 WASHINGTON PCT 002	420	202
0267 WASHINGTON PCT 003	367	177
0268 WESLEY PCT 001	458	197
0269 WHEATLAND PCT 001	2122	577
0270 WHEATLAND PCT 002	568	165
0271 WHEATLAND PCT 003	431	92
0272 WHEATLAND PCT 004	431	147
0273 WHEATLAND PCT 005	485	118
0274 WHEATLAND PCT 006	445	113
0275 WHEATLAND PCT 007	478	118

	VOTES	PERCENT
3RD APPELLATE DISTRICT RETAIN WILLIAM E. HOLDRIDGE		
Vote for not more than 1		
01 = YES	126,741	75.29
02 = NO	41,606	24.71

(CONTINUED FROM PREVIOUS PAGE)	----- 01	02 -----
0276 WHEATLAND PCT 008	450	118
0277 WHEATLAND PCT 009	552	155
0278 WHEATLAND PCT 010	441	127
0279 WHEATLAND PCT 011	420	106
0280 WHEATLAND PCT 012	368	106
0281 WHEATLAND PCT 013	392	112
0282 WHEATLAND PCT 014	518	111
0283 WHEATLAND PCT 015	434	101
0284 WHEATLAND PCT 016	460	151
0285 WHEATLAND PCT 017	455	139
0286 WHEATLAND PCT 018	502	125
0287 WHEATLAND PCT 019	366	134
0288 WHEATLAND PCT 020	410	102
0289 WHEATLAND PCT 021	416	96
0290 WHEATLAND PCT 022	389	121
0291 WHEATLAND PCT 023	410	139
0292 WHEATLAND PCT 024	390	121
0293 WHEATLAND PCT 025	492	121
0294 WHEATLAND PCT 026	615	226
0295 WHEATLAND PCT 027	432	114
0296 WHEATLAND PCT 028	527	130
0297 WHEATLAND PCT 029	533	174
0298 WHEATLAND PCT 030	478	161
0299 WILL PCT 001	321	185
0300 WILMINGTON PCT 001	387	140
0301 WILMINGTON PCT 002	379	150
0302 WILMINGTON PCT 003	454	149
0303 WILTON PCT 001	229	102

VOTES PERCENT

3RD APPELLATE DISTRICT RETAIN MARY K. O'BRIEN

Vote for not more than 1

01 = YES

128,868 76.28

02 = NO

40,080 23.72

 01 02

0001 CHANNAHON PCT 001	478	118
0002 CHANNAHON PCT 002	569	181
0003 CHANNAHON PCT 003	521	137
0004 CHANNAHON PCT 004	504	132
0005 CHANNAHON PCT 005	396	143
0006 CRETE PCT 001	393	149
0007 CRETE PCT 002	366	91
0008 CRETE PCT 003	317	125
0009 CRETE PCT 004	430	161
0010 CRETE PCT 005	448	119
0011 CRETE PCT 006	413	179
0012 CRETE PCT 007	433	148
0013 CRETE PCT 008	416	156
0014 CRETE PCT 009	392	114
0015 CRETE PCT 010	302	120
0016 CRETE PCT 011	362	146
0017 CRETE PCT 012	355	177
0018 CUSTER PCT 001	410	119
0019 DU PAGE PCT 001	513	117
0020 DU PAGE PCT 002	491	132
0021 DU PAGE PCT 003	542	130
0022 DU PAGE PCT 004	370	103
0023 DU PAGE PCT 005	398	97
0024 DU PAGE PCT 006	419	107
0025 DU PAGE PCT 007	489	125
0026 DU PAGE PCT 008	452	104
0027 DU PAGE PCT 009	351	99
0028 DU PAGE PCT 010	451	107
0029 DU PAGE PCT 011	426	94
0030 DU PAGE PCT 012	411	101
0031 DU PAGE PCT 013	457	99
0032 DU PAGE PCT 014	438	110
0033 DU PAGE PCT 015	425	88
0034 DU PAGE PCT 016	454	125
0035 DU PAGE PCT 017	439	118
0036 DU PAGE PCT 018	450	85
0037 DU PAGE PCT 019	406	110
0038 DU PAGE PCT 020	366	88
0039 DU PAGE PCT 021	412	119
0040 DU PAGE PCT 022	447	103
0041 DU PAGE PCT 023	382	66
0042 DU PAGE PCT 024	319	74
0043 DU PAGE PCT 025	404	99
0044 DU PAGE PCT 026	326	96
0045 DU PAGE PCT 027	426	91
0046 DU PAGE PCT 028	401	73
0047 DU PAGE PCT 029	419	79
0048 DU PAGE PCT 030	350	83
0049 DU PAGE PCT 031	376	96
0050 DU PAGE PCT 032	488	83
0051 DU PAGE PCT 033	420	133
0052 DU PAGE PCT 034	491	167
0053 DU PAGE PCT 035	213	40
0054 DU PAGE PCT 036	454	133
0055 DU PAGE PCT 037	361	86

City of Aurora results have been added to WHEATLAND PCT 001

For City of Aurora's precinct breakdown – refer to that section of this book

VOTES PERCENT

3RD APPELLATE DISTRICT RETAIN MARY K. O'BRIEN

Vote for not more than 1

01 = YES

128,868 76.28

02 = NO

40,080 23.72

(CONTINUED FROM PREVIOUS PAGE)

	01	02
0056 FLORENCE PCT 001	225	74
0057 FRANKFORT PCT 001	453	173
0058 FRANKFORT PCT 002	469	191
0059 FRANKFORT PCT 003	410	162
0060 FRANKFORT PCT 004	352	179
0061 FRANKFORT PCT 005	377	153
0062 FRANKFORT PCT 006	413	161
0063 FRANKFORT PCT 007	440	153
0064 FRANKFORT PCT 008	418	154
0065 FRANKFORT PCT 009	424	175
0066 FRANKFORT PCT 010	455	143
0067 FRANKFORT PCT 011	403	156
0068 FRANKFORT PCT 012	422	171
0069 FRANKFORT PCT 013	390	122
0070 FRANKFORT PCT 014	382	123
0071 FRANKFORT PCT 015	362	153
0072 FRANKFORT PCT 016	426	165
0073 FRANKFORT PCT 017	591	230
0074 FRANKFORT PCT 018	466	178
0075 FRANKFORT PCT 019	382	141
0076 FRANKFORT PCT 020	452	158
0077 FRANKFORT PCT 021	411	184
0078 FRANKFORT PCT 022	483	185
0079 FRANKFORT PCT 023	435	140
0080 FRANKFORT PCT 024	411	149
0081 FRANKFORT PCT 025	452	185
0082 FRANKFORT PCT 026	462	184
0083 FRANKFORT PCT 027	376	144
0084 FRANKFORT PCT 028	469	190
0085 FRANKFORT PCT 029	548	194
0086 GREEN GARDEN PCT 001	392	226
0087 GREEN GARDEN PCT 002	399	240
0088 HOMER PCT 001	398	123
0089 HOMER PCT 002	486	203
0090 HOMER PCT 003	408	172
0091 HOMER PCT 004	479	202
0092 HOMER PCT 005	366	125
0093 HOMER PCT 006	421	179
0094 HOMER PCT 007	426	162
0095 HOMER PCT 008	352	169
0096 HOMER PCT 009	377	134
0097 HOMER PCT 010	432	170
0098 HOMER PCT 011	384	152
0099 HOMER PCT 012	447	211
0100 HOMER PCT 013	368	157
0101 HOMER PCT 014	581	217
0102 HOMER PCT 015	507	164
0103 HOMER PCT 016	375	154
0104 HOMER PCT 017	448	226
0105 HOMER PCT 018	521	143
0106 JACKSON PCT 001	544	145
0107 JACKSON PCT 002	525	168
0108 JOLIET PCT 001	443	88
0109 JOLIET PCT 002	372	85
0110 JOLIET PCT 003	302	77

VOTES PERCENT

3RD APPELLATE DISTRICT RETAIN MARY K. O'BRIEN

Vote for not more than 1

01 = YES

128,868 76.28

02 = NO

40,080 23.72

(CONTINUED FROM PREVIOUS PAGE)

	01	02
0111 JOLIET PCT 004	381	86
0112 JOLIET PCT 005	289	81
0113 JOLIET PCT 006	310	77
0114 JOLIET PCT 007	315	95
0115 JOLIET PCT 008	392	91
0116 JOLIET PCT 009	331	86
0117 JOLIET PCT 010	394	93
0118 JOLIET PCT 011	337	102
0119 JOLIET PCT 012	294	57
0120 JOLIET PCT 013	267	56
0121 JOLIET PCT 014	273	67
0122 JOLIET PCT 015	281	65
0123 JOLIET PCT 016	395	93
0124 JOLIET PCT 017	503	128
0125 JOLIET PCT 018	554	146
0126 JOLIET PCT 019	401	127
0127 JOLIET PCT 020	388	97
0128 JOLIET PCT 021	539	116
0129 JOLIET PCT 022	363	108
0130 JOLIET PCT 023	296	88
0131 JOLIET PCT 024	291	83
0132 JOLIET PCT 025	402	97
0133 JOLIET PCT 026	356	88
0134 JOLIET PCT 027	141	34
0135 JOLIET PCT 028	290	77
0136 JOLIET PCT 029	331	80
0137 JOLIET PCT 030	352	84
0138 JOLIET PCT 031	316	84
0139 JOLIET PCT 032	307	68
0140 JOLIET PCT 033	296	91
0141 JOLIET PCT 034	398	76
0142 JOLIET PCT 035	446	98
0143 JOLIET PCT 036	388	88
0144 JOLIET PCT 037	387	99
0145 LOCKPORT PCT 001	873	285
0146 LOCKPORT PCT 002	423	118
0147 LOCKPORT PCT 003	396	87
0148 LOCKPORT PCT 004	347	85
0149 LOCKPORT PCT 005	421	167
0150 LOCKPORT PCT 006	382	91
0151 LOCKPORT PCT 007	428	103
0152 LOCKPORT PCT 008	370	56
0153 LOCKPORT PCT 009	717	219
0154 LOCKPORT PCT 010	411	135
0155 LOCKPORT PCT 011	427	133
0156 LOCKPORT PCT 012	394	123
0157 LOCKPORT PCT 013	928	313
0158 LOCKPORT PCT 014	411	137
0159 LOCKPORT PCT 015	321	82
0160 LOCKPORT PCT 016	468	111
0161 LOCKPORT PCT 017	519	154
0162 LOCKPORT PCT 018	392	135
0163 LOCKPORT PCT 019	460	143
0164 LOCKPORT PCT 020	371	113
0165 LOCKPORT PCT 021	382	100

VOTES PERCENT

3RD APPELLATE DISTRICT RETAIN MARY K. O'BRIEN

Vote for not more than 1

01 = YES

128,868 76.28

02 = NO

40,080 23.72

(CONTINUED FROM PREVIOUS PAGE)

	01	02
0166 LOCKPORT PCT 022	342	116
0167 LOCKPORT PCT 023	274	85
0168 LOCKPORT PCT 024	280	67
0169 MANHATTAN PCT 001	414	150
0170 MANHATTAN PCT 002	525	166
0171 MANHATTAN PCT 003	516	239
0172 MANHATTAN PCT 004	386	141
0173 MONEE PCT 001	374	93
0174 MONEE PCT 002	421	84
0175 MONEE PCT 003	375	161
0176 MONEE PCT 004	471	170
0177 MONEE PCT 005	361	76
0178 MONEE PCT 006	274	72
0179 MONEE PCT 007	378	91
0180 MONEE PCT 008	313	160
0181 NEW LENOX PCT 001	383	108
0182 NEW LENOX PCT 002	429	176
0183 NEW LENOX PCT 003	366	136
0184 NEW LENOX PCT 004	399	119
0185 NEW LENOX PCT 005	450	143
0186 NEW LENOX PCT 006	429	175
0187 NEW LENOX PCT 007	526	245
0188 NEW LENOX PCT 008	501	197
0189 NEW LENOX PCT 009	496	168
0190 NEW LENOX PCT 010	476	171
0191 NEW LENOX PCT 011	480	166
0192 NEW LENOX PCT 012	391	132
0193 NEW LENOX PCT 013	426	163
0194 NEW LENOX PCT 014	560	198
0195 NEW LENOX PCT 015	449	181
0196 NEW LENOX PCT 016	458	187
0197 NEW LENOX PCT 017	505	148
0198 NEW LENOX PCT 018	401	145
0199 NEW LENOX PCT 019	459	169
0200 NEW LENOX PCT 020	578	207
0201 PEOTONE PCT 001	500	200
0202 PEOTONE PCT 002	506	192
0203 PLAINFIELD PCT 001	405	114
0204 PLAINFIELD PCT 002	370	114
0205 PLAINFIELD PCT 003	413	139
0206 PLAINFIELD PCT 004	192	53
0207 PLAINFIELD PCT 005	373	120
0208 PLAINFIELD PCT 006	389	103
0209 PLAINFIELD PCT 007	364	85
0210 PLAINFIELD PCT 008	461	142
0211 PLAINFIELD PCT 009	471	144
0212 PLAINFIELD PCT 010	396	126
0213 PLAINFIELD PCT 011	175	41
0214 PLAINFIELD PCT 012	349	90
0215 PLAINFIELD PCT 013	531	154
0216 PLAINFIELD PCT 014	463	110
0217 PLAINFIELD PCT 015	453	153
0218 PLAINFIELD PCT 016	485	142
0219 PLAINFIELD PCT 017	365	97
0220 PLAINFIELD PCT 018	425	98

VOTES PERCENT

3RD APPELLATE DISTRICT RETAIN MARY K. O'BRIEN

Vote for not more than 1

01 = YES

128,868 76.28

02 = NO

40,080 23.72

(CONTINUED FROM PREVIOUS PAGE)

	01	02
0221 PLAINFIELD PCT 019	337	72
0222 PLAINFIELD PCT 020	406	102
0223 PLAINFIELD PCT 021	409	114
0224 PLAINFIELD PCT 022	361	98
0225 PLAINFIELD PCT 023	366	123
0226 PLAINFIELD PCT 024	482	110
0227 PLAINFIELD PCT 025	365	95
0228 PLAINFIELD PCT 026	295	75
0229 PLAINFIELD PCT 027	397	113
0230 PLAINFIELD PCT 028	368	97
0231 PLAINFIELD PCT 029	385	85
0232 PLAINFIELD PCT 030	413	88
0233 PLAINFIELD PCT 031	361	146
0234 PLAINFIELD PCT 032	369	102
0235 PLAINFIELD PCT 033	481	130
0236 PLAINFIELD PCT 034	320	78
0237 PLAINFIELD PCT 035	373	88
0238 PLAINFIELD PCT 036	395	98
0239 REED PCT 001	487	113
0240 REED PCT 002	503	130
0241 REED PCT 003	487	107
0242 TROY PCT 001	369	94
0243 TROY PCT 002	372	84
0244 TROY PCT 003	354	136
0245 TROY PCT 004	429	119
0246 TROY PCT 005	464	117
0247 TROY PCT 006	268	85
0248 TROY PCT 007	465	124
0249 TROY PCT 008	491	145
0250 TROY PCT 009	468	144
0251 TROY PCT 010	527	153
0252 TROY PCT 011	687	165
0253 TROY PCT 012	496	148
0254 TROY PCT 013	696	191
0255 TROY PCT 014	519	146
0256 TROY PCT 015	518	215
0257 TROY PCT 016	554	139
0258 TROY PCT 017	577	169
0259 TROY PCT 018	367	93
0260 TROY PCT 019	336	91
0261 TROY PCT 020	552	128
0262 TROY PCT 021	433	134
0263 TROY PCT 022	271	95
0264 TROY PCT 023	441	156
0265 WASHINGTON PCT 001	399	174
0266 WASHINGTON PCT 002	421	195
0267 WASHINGTON PCT 003	381	163
0268 WESLEY PCT 001	496	175
0269 WHEATLAND PCT 001	2135	579
0270 WHEATLAND PCT 002	544	185
0271 WHEATLAND PCT 003	413	111
0272 WHEATLAND PCT 004	451	132
0273 WHEATLAND PCT 005	464	138
0274 WHEATLAND PCT 006	411	142
0275 WHEATLAND PCT 007	414	180

VOTES PERCENT

3RD APPELLATE DISTRICT RETAIN MARY K. O'BRIEN

Vote for not more than 1

01 = YES

128,868 76.28

02 = NO

40,080 23.72

(CONTINUED FROM PREVIOUS PAGE)

01 02

0276 WHEATLAND PCT 008	434	137
0277 WHEATLAND PCT 009	520	187
0278 WHEATLAND PCT 010	450	120
0279 WHEATLAND PCT 011	420	105
0280 WHEATLAND PCT 012	378	92
0281 WHEATLAND PCT 013	385	118
0282 WHEATLAND PCT 014	536	94
0283 WHEATLAND PCT 015	384	152
0284 WHEATLAND PCT 016	441	168
0285 WHEATLAND PCT 017	460	133
0286 WHEATLAND PCT 018	469	159
0287 WHEATLAND PCT 019	360	140
0288 WHEATLAND PCT 020	354	160
0289 WHEATLAND PCT 021	403	109
0290 WHEATLAND PCT 022	387	125
0291 WHEATLAND PCT 023	410	138
0292 WHEATLAND PCT 024	382	125
0293 WHEATLAND PCT 025	481	135
0294 WHEATLAND PCT 026	564	270
0295 WHEATLAND PCT 027	452	91
0296 WHEATLAND PCT 028	493	158
0297 WHEATLAND PCT 029	555	151
0298 WHEATLAND PCT 030	454	179
0299 WILL PCT 001	323	189
0300 WILMINGTON PCT 001	429	120
0301 WILMINGTON PCT 002	435	120
0302 WILMINGTON PCT 003	489	131
0303 WILTON PCT 001	226	110

12TH JUDICIAL CIRCUIT DISTRICT
RETAIN AMY M. BERTANI-TOMCZAK

VOTES PERCENT

Vote for not more than 1
01 = YES
02 = NO

130,054 76.38
40,220 23.62

01 02

0001 CHANNAHON PCT 001	465	139
0002 CHANNAHON PCT 002	568	187
0003 CHANNAHON PCT 003	504	156
0004 CHANNAHON PCT 004	489	156
0005 CHANNAHON PCT 005	397	150
0006 CRETE PCT 001	392	149
0007 CRETE PCT 002	366	90
0008 CRETE PCT 003	327	113
0009 CRETE PCT 004	429	168
0010 CRETE PCT 005	457	113
0011 CRETE PCT 006	413	178
0012 CRETE PCT 007	418	163
0013 CRETE PCT 008	420	157
0014 CRETE PCT 009	397	110
0015 CRETE PCT 010	305	123
0016 CRETE PCT 011	357	156
0017 CRETE PCT 012	355	182
0018 CUSTER PCT 001	381	139
0019 DU PAGE PCT 001	514	118
0020 DU PAGE PCT 002	499	128
0021 DU PAGE PCT 003	544	135
0022 DU PAGE PCT 004	366	106
0023 DU PAGE PCT 005	406	92
0024 DU PAGE PCT 006	409	115
0025 DU PAGE PCT 007	504	116
0026 DU PAGE PCT 008	440	116
0027 DU PAGE PCT 009	349	102
0028 DU PAGE PCT 010	453	104
0029 DU PAGE PCT 011	426	92
0030 DU PAGE PCT 012	405	109
0031 DU PAGE PCT 013	457	93
0032 DU PAGE PCT 014	442	114
0033 DU PAGE PCT 015	428	87
0034 DU PAGE PCT 016	439	142
0035 DU PAGE PCT 017	448	106
0036 DU PAGE PCT 018	442	94
0037 DU PAGE PCT 019	411	103
0038 DU PAGE PCT 020	364	90
0039 DU PAGE PCT 021	409	122
0040 DU PAGE PCT 022	443	106
0041 DU PAGE PCT 023	377	68
0042 DU PAGE PCT 024	311	83
0043 DU PAGE PCT 025	405	100
0044 DU PAGE PCT 026	334	89
0045 DU PAGE PCT 027	426	93
0046 DU PAGE PCT 028	397	78
0047 DU PAGE PCT 029	429	75
0048 DU PAGE PCT 030	342	86
0049 DU PAGE PCT 031	374	94
0050 DU PAGE PCT 032	482	91
0051 DU PAGE PCT 033	421	133
0052 DU PAGE PCT 034	519	144
0053 DU PAGE PCT 035	204	50
0054 DU PAGE PCT 036	447	136

**City of Aurora results have been
added to WHEATLAND PCT 001**

**For City of Aurora's precinct
breakdown – refer to that
section of this book**

12TH JUDICIAL CIRCUIT DISTRICT
 RETAIN AMY M. BERTANI-TOMCZAK

Vote for not more than 1

01 = YES

02 = NO

130,054 76.38
 40,220 23.62

VOTES PERCENT

(CONTINUED FROM PREVIOUS PAGE)

	01	02
0055 DU PAGE PCT 037	369	87
0056 FLORENCE PCT 001	215	78
0057 FRANKFORT PCT 001	461	169
0058 FRANKFORT PCT 002	485	174
0059 FRANKFORT PCT 003	418	160
0060 FRANKFORT PCT 004	384	148
0061 FRANKFORT PCT 005	391	143
0062 FRANKFORT PCT 006	418	158
0063 FRANKFORT PCT 007	434	155
0064 FRANKFORT PCT 008	440	138
0065 FRANKFORT PCT 009	431	169
0066 FRANKFORT PCT 010	471	127
0067 FRANKFORT PCT 011	425	148
0068 FRANKFORT PCT 012	451	157
0069 FRANKFORT PCT 013	397	117
0070 FRANKFORT PCT 014	384	124
0071 FRANKFORT PCT 015	378	142
0072 FRANKFORT PCT 016	431	161
0073 FRANKFORT PCT 017	643	185
0074 FRANKFORT PCT 018	481	174
0075 FRANKFORT PCT 019	378	145
0076 FRANKFORT PCT 020	455	158
0077 FRANKFORT PCT 021	461	148
0078 FRANKFORT PCT 022	500	172
0079 FRANKFORT PCT 023	441	140
0080 FRANKFORT PCT 024	405	155
0081 FRANKFORT PCT 025	479	169
0082 FRANKFORT PCT 026	514	137
0083 FRANKFORT PCT 027	382	141
0084 FRANKFORT PCT 028	490	181
0085 FRANKFORT PCT 029	563	187
0086 GREEN GARDEN PCT 001	395	229
0087 GREEN GARDEN PCT 002	416	231
0088 HOMER PCT 001	389	137
0089 HOMER PCT 002	464	230
0090 HOMER PCT 003	415	168
0091 HOMER PCT 004	487	202
0092 HOMER PCT 005	368	125
0093 HOMER PCT 006	430	172
0094 HOMER PCT 007	422	168
0095 HOMER PCT 008	365	159
0096 HOMER PCT 009	379	127
0097 HOMER PCT 010	414	189
0098 HOMER PCT 011	386	151
0099 HOMER PCT 012	461	203
0100 HOMER PCT 013	367	159
0101 HOMER PCT 014	589	216
0102 HOMER PCT 015	502	173
0103 HOMER PCT 016	375	158
0104 HOMER PCT 017	449	234
0105 HOMER PCT 018	526	143
0106 JACKSON PCT 001	535	164
0107 JACKSON PCT 002	517	191
0108 JOLIET PCT 001	424	113

VOTES PERCENT

12TH JUDICIAL CIRCUIT DISTRICT
RETAIN AMY M. BERTANI-TOMCZAK

Vote for not more than 1
01 = YES
02 = NO

130,054 76.38
40,220 23.62

(CONTINUED FROM PREVIOUS PAGE)

	01	02
0109 JOLIET PCT 002	376	89
0110 JOLIET PCT 003	301	81
0111 JOLIET PCT 004	373	99
0112 JOLIET PCT 005	292	81
0113 JOLIET PCT 006	316	79
0114 JOLIET PCT 007	308	106
0115 JOLIET PCT 008	383	102
0116 JOLIET PCT 009	312	103
0117 JOLIET PCT 010	394	101
0118 JOLIET PCT 011	329	117
0119 JOLIET PCT 012	278	72
0120 JOLIET PCT 013	253	69
0121 JOLIET PCT 014	271	70
0122 JOLIET PCT 015	277	76
0123 JOLIET PCT 016	395	92
0124 JOLIET PCT 017	493	151
0125 JOLIET PCT 018	577	170
0126 JOLIET PCT 019	394	140
0127 JOLIET PCT 020	390	109
0128 JOLIET PCT 021	536	132
0129 JOLIET PCT 022	371	113
0130 JOLIET PCT 023	294	92
0131 JOLIET PCT 024	300	78
0132 JOLIET PCT 025	392	120
0133 JOLIET PCT 026	365	85
0134 JOLIET PCT 027	131	46
0135 JOLIET PCT 028	290	79
0136 JOLIET PCT 029	319	94
0137 JOLIET PCT 030	345	101
0138 JOLIET PCT 031	316	94
0139 JOLIET PCT 032	307	75
0140 JOLIET PCT 033	290	102
0141 JOLIET PCT 034	386	90
0142 JOLIET PCT 035	446	103
0143 JOLIET PCT 036	372	108
0144 JOLIET PCT 037	368	121
0145 LOCKPORT PCT 001	929	246
0146 LOCKPORT PCT 002	415	126
0147 LOCKPORT PCT 003	383	103
0148 LOCKPORT PCT 004	340	95
0149 LOCKPORT PCT 005	418	175
0150 LOCKPORT PCT 006	381	95
0151 LOCKPORT PCT 007	421	113
0152 LOCKPORT PCT 008	363	63
0153 LOCKPORT PCT 009	732	208
0154 LOCKPORT PCT 010	415	134
0155 LOCKPORT PCT 011	438	131
0156 LOCKPORT PCT 012	390	135
0157 LOCKPORT PCT 013	970	294
0158 LOCKPORT PCT 014	434	114
0159 LOCKPORT PCT 015	319	84
0160 LOCKPORT PCT 016	464	127
0161 LOCKPORT PCT 017	526	164
0162 LOCKPORT PCT 018	386	141

VOTES PERCENT

12TH JUDICIAL CIRCUIT DISTRICT
 RETAIN AMY M. BERTANI-TOMCZAK

Vote for not more than 1

01 = YES

130,054 76.38

02 = NO

40,220 23.62

(CONTINUED FROM PREVIOUS PAGE)

	01	02
0163 LOCKPORT PCT 019	459	145
0164 LOCKPORT PCT 020	364	123
0165 LOCKPORT PCT 021	379	104
0166 LOCKPORT PCT 022	353	113
0167 LOCKPORT PCT 023	274	93
0168 LOCKPORT PCT 024	281	74
0169 MANHATTAN PCT 001	411	161
0170 MANHATTAN PCT 002	525	177
0171 MANHATTAN PCT 003	562	219
0172 MANHATTAN PCT 004	386	147
0173 MONEE PCT 001	374	93
0174 MONEE PCT 002	420	89
0175 MONEE PCT 003	380	158
0176 MONEE PCT 004	477	170
0177 MONEE PCT 005	357	81
0178 MONEE PCT 006	266	78
0179 MONEE PCT 007	378	92
0180 MONEE PCT 008	318	159
0181 NEW LENOX PCT 001	391	105
0182 NEW LENOX PCT 002	440	173
0183 NEW LENOX PCT 003	370	139
0184 NEW LENOX PCT 004	410	120
0185 NEW LENOX PCT 005	454	153
0186 NEW LENOX PCT 006	440	175
0187 NEW LENOX PCT 007	536	240
0188 NEW LENOX PCT 008	494	210
0189 NEW LENOX PCT 009	507	169
0190 NEW LENOX PCT 010	494	170
0191 NEW LENOX PCT 011	496	161
0192 NEW LENOX PCT 012	399	133
0193 NEW LENOX PCT 013	446	152
0194 NEW LENOX PCT 014	560	203
0195 NEW LENOX PCT 015	452	179
0196 NEW LENOX PCT 016	463	191
0197 NEW LENOX PCT 017	501	166
0198 NEW LENOX PCT 018	417	138
0199 NEW LENOX PCT 019	457	169
0200 NEW LENOX PCT 020	579	219
0201 PEOTONE PCT 001	509	189
0202 PEOTONE PCT 002	495	200
0203 PLAINFIELD PCT 001	415	107
0204 PLAINFIELD PCT 002	368	118
0205 PLAINFIELD PCT 003	438	122
0206 PLAINFIELD PCT 004	202	46
0207 PLAINFIELD PCT 005	371	124
0208 PLAINFIELD PCT 006	388	108
0209 PLAINFIELD PCT 007	349	95
0210 PLAINFIELD PCT 008	474	131
0211 PLAINFIELD PCT 009	472	150
0212 PLAINFIELD PCT 010	410	121
0213 PLAINFIELD PCT 011	183	34
0214 PLAINFIELD PCT 012	348	95
0215 PLAINFIELD PCT 013	545	151
0216 PLAINFIELD PCT 014	468	111

VOTES PERCENT

12TH JUDICIAL CIRCUIT DISTRICT
 RETAIN AMY M. BERTANI-TOMCZAK

Vote for not more than 1

01 = YES

02 = NO

130,054 76.38

40,220 23.62

(CONTINUED FROM PREVIOUS PAGE)

	01	02
0217 PLAINFIELD PCT 015	459	155
0218 PLAINFIELD PCT 016	493	145
0219 PLAINFIELD PCT 017	365	100
0220 PLAINFIELD PCT 018	416	110
0221 PLAINFIELD PCT 019	327	84
0222 PLAINFIELD PCT 020	402	105
0223 PLAINFIELD PCT 021	396	130
0224 PLAINFIELD PCT 022	366	102
0225 PLAINFIELD PCT 023	373	119
0226 PLAINFIELD PCT 024	492	125
0227 PLAINFIELD PCT 025	356	106
0228 PLAINFIELD PCT 026	306	70
0229 PLAINFIELD PCT 027	391	114
0230 PLAINFIELD PCT 028	369	95
0231 PLAINFIELD PCT 029	382	90
0232 PLAINFIELD PCT 030	412	97
0233 PLAINFIELD PCT 031	377	133
0234 PLAINFIELD PCT 032	375	105
0235 PLAINFIELD PCT 033	498	123
0236 PLAINFIELD PCT 034	317	85
0237 PLAINFIELD PCT 035	378	87
0238 PLAINFIELD PCT 036	397	104
0239 REED PCT 001	447	142
0240 REED PCT 002	469	155
0241 REED PCT 003	445	132
0242 TROY PCT 001	367	98
0243 TROY PCT 002	368	93
0244 TROY PCT 003	385	108
0245 TROY PCT 004	429	127
0246 TROY PCT 005	466	120
0247 TROY PCT 006	277	80
0248 TROY PCT 007	465	134
0249 TROY PCT 008	486	156
0250 TROY PCT 009	462	168
0251 TROY PCT 010	532	165
0252 TROY PCT 011	689	197
0253 TROY PCT 012	530	134
0254 TROY PCT 013	705	197
0255 TROY PCT 014	536	153
0256 TROY PCT 015	565	183
0257 TROY PCT 016	568	140
0258 TROY PCT 017	576	183
0259 TROY PCT 018	355	105
0260 TROY PCT 019	345	91
0261 TROY PCT 020	550	139
0262 TROY PCT 021	438	142
0263 TROY PCT 022	270	96
0264 TROY PCT 023	463	146
0265 WASHINGTON PCT 001	401	175
0266 WASHINGTON PCT 002	419	197
0267 WASHINGTON PCT 003	383	161
0268 WESLEY PCT 001	451	210
0269 WHEATLAND PCT 001	2171	527
0270 WHEATLAND PCT 002	577	155

12TH JUDICIAL CIRCUIT DISTRICT
 RETAIN AMY M. BERTANI-TOMCZAK

VOTES PERCENT

Vote for not more than 1
 01 = YES
 02 = NO

130,054 76.38
 40,220 23.62

(CONTINUED FROM PREVIOUS PAGE)

 01 02

0271 WHEATLAND PCT 003	434	89
0272 WHEATLAND PCT 004	431	149
0273 WHEATLAND PCT 005	503	104
0274 WHEATLAND PCT 006	442	111
0275 WHEATLAND PCT 007	479	117
0276 WHEATLAND PCT 008	458	110
0277 WHEATLAND PCT 009	569	144
0278 WHEATLAND PCT 010	456	121
0279 WHEATLAND PCT 011	422	104
0280 WHEATLAND PCT 012	380	93
0281 WHEATLAND PCT 013	391	112
0282 WHEATLAND PCT 014	525	105
0283 WHEATLAND PCT 015	437	95
0284 WHEATLAND PCT 016	462	150
0285 WHEATLAND PCT 017	463	125
0286 WHEATLAND PCT 018	506	120
0287 WHEATLAND PCT 019	363	133
0288 WHEATLAND PCT 020	412	101
0289 WHEATLAND PCT 021	414	98
0290 WHEATLAND PCT 022	397	117
0291 WHEATLAND PCT 023	424	126
0292 WHEATLAND PCT 024	396	114
0293 WHEATLAND PCT 025	492	121
0294 WHEATLAND PCT 026	614	228
0295 WHEATLAND PCT 027	441	98
0296 WHEATLAND PCT 028	531	126
0297 WHEATLAND PCT 029	558	151
0298 WHEATLAND PCT 030	496	137
0299 WILL PCT 001	325	186
0300 WILMINGTON PCT 001	393	153
0301 WILMINGTON PCT 002	402	154
0302 WILMINGTON PCT 003	451	164
0303 WILTON PCT 001	225	112

12TH JUDICIAL CIRCUIT DISTRICT RETAIN SUSAN T. O'LEARY
 Vote for not more than 1
 01 = YES 128,936 76.59
 02 = NO 39,402 23.41

	01	02
0001 CHANNAHON PCT 001	454	132
0002 CHANNAHON PCT 002	547	184
0003 CHANNAHON PCT 003	504	137
0004 CHANNAHON PCT 004	501	134
0005 CHANNAHON PCT 005	395	143
0006 CRETE PCT 001	401	146
0007 CRETE PCT 002	354	96
0008 CRETE PCT 003	327	109
0009 CRETE PCT 004	429	160
0010 CRETE PCT 005	438	127
0011 CRETE PCT 006	407	183
0012 CRETE PCT 007	424	151
0013 CRETE PCT 008	425	149
0014 CRETE PCT 009	392	112
0015 CRETE PCT 010	305	117
0016 CRETE PCT 011	368	142
0017 CRETE PCT 012	359	176
0018 CUSTER PCT 001	388	124
0019 DU PAGE PCT 001	527	108
0020 DU PAGE PCT 002	498	127
0021 DU PAGE PCT 003	541	130
0022 DU PAGE PCT 004	370	106
0023 DU PAGE PCT 005	402	91
0024 DU PAGE PCT 006	422	100
0025 DU PAGE PCT 007	507	108
0026 DU PAGE PCT 008	451	102
0027 DU PAGE PCT 009	353	98
0028 DU PAGE PCT 010	448	107
0029 DU PAGE PCT 011	426	89
0030 DU PAGE PCT 012	408	102
0031 DU PAGE PCT 013	458	93
0032 DU PAGE PCT 014	433	110
0033 DU PAGE PCT 015	417	92
0034 DU PAGE PCT 016	440	134
0035 DU PAGE PCT 017	445	109
0036 DU PAGE PCT 018	446	89
0037 DU PAGE PCT 019	407	105
0038 DU PAGE PCT 020	373	80
0039 DU PAGE PCT 021	418	110
0040 DU PAGE PCT 022	438	105
0041 DU PAGE PCT 023	375	70
0042 DU PAGE PCT 024	319	75
0043 DU PAGE PCT 025	411	91
0044 DU PAGE PCT 026	322	96
0045 DU PAGE PCT 027	433	88
0046 DU PAGE PCT 028	398	78
0047 DU PAGE PCT 029	426	72
0048 DU PAGE PCT 030	352	75
0049 DU PAGE PCT 031	378	92
0050 DU PAGE PCT 032	494	78
0051 DU PAGE PCT 033	407	135
0052 DU PAGE PCT 034	507	146
0053 DU PAGE PCT 035	207	47
0054 DU PAGE PCT 036	445	138
0055 DU PAGE PCT 037	366	80

**City of Aurora results have been
 added to WHEATLAND PCT 001**

**For City of Aurora's precinct
 breakdown – refer to that
 section of this book**

	VOTES	PERCENT
12TH JUDICIAL CIRCUIT DISTRICT RETAIN SUSAN T. O'LEARY		
Vote for not more than 1		
01 = YES	128,936	76.59
02 = NO	39,402	23.41

(CONTINUED FROM PREVIOUS PAGE)	01	02
0056 FLORENCE PCT 001	210	79
0057 FRANKFORT PCT 001	467	159
0058 FRANKFORT PCT 002	477	176
0059 FRANKFORT PCT 003	417	157
0060 FRANKFORT PCT 004	378	149
0061 FRANKFORT PCT 005	382	147
0062 FRANKFORT PCT 006	406	164
0063 FRANKFORT PCT 007	429	159
0064 FRANKFORT PCT 008	437	135
0065 FRANKFORT PCT 009	423	173
0066 FRANKFORT PCT 010	466	137
0067 FRANKFORT PCT 011	420	140
0068 FRANKFORT PCT 012	455	135
0069 FRANKFORT PCT 013	385	116
0070 FRANKFORT PCT 014	383	124
0071 FRANKFORT PCT 015	383	135
0072 FRANKFORT PCT 016	433	159
0073 FRANKFORT PCT 017	618	193
0074 FRANKFORT PCT 018	471	173
0075 FRANKFORT PCT 019	378	141
0076 FRANKFORT PCT 020	452	157
0077 FRANKFORT PCT 021	444	155
0078 FRANKFORT PCT 022	490	178
0079 FRANKFORT PCT 023	427	145
0080 FRANKFORT PCT 024	399	156
0081 FRANKFORT PCT 025	463	169
0082 FRANKFORT PCT 026	500	143
0083 FRANKFORT PCT 027	368	149
0084 FRANKFORT PCT 028	472	183
0085 FRANKFORT PCT 029	549	192
0086 GREEN GARDEN PCT 001	392	225
0087 GREEN GARDEN PCT 002	400	236
0088 HOMER PCT 001	386	134
0089 HOMER PCT 002	473	219
0090 HOMER PCT 003	412	171
0091 HOMER PCT 004	476	204
0092 HOMER PCT 005	363	122
0093 HOMER PCT 006	429	169
0094 HOMER PCT 007	413	171
0095 HOMER PCT 008	348	168
0096 HOMER PCT 009	371	137
0097 HOMER PCT 010	431	167
0098 HOMER PCT 011	386	147
0099 HOMER PCT 012	443	211
0100 HOMER PCT 013	368	157
0101 HOMER PCT 014	577	214
0102 HOMER PCT 015	512	159
0103 HOMER PCT 016	368	158
0104 HOMER PCT 017	451	221
0105 HOMER PCT 018	520	141
0106 JACKSON PCT 001	527	157
0107 JACKSON PCT 002	516	175
0108 JOLIET PCT 001	430	99
0109 JOLIET PCT 002	365	87
0110 JOLIET PCT 003	292	83

12TH JUDICIAL CIRCUIT DISTRICT RETAIN SUSAN T. O'LEARY

	VOTES	PERCENT
Vote for not more than 1		
01 = YES	128,936	76.59
02 = NO	39,402	23.41

(CONTINUED FROM PREVIOUS PAGE)	01	02
0111 JOLIET PCT 004	363	98
0112 JOLIET PCT 005	287	84
0113 JOLIET PCT 006	317	71
0114 JOLIET PCT 007	314	94
0115 JOLIET PCT 008	385	95
0116 JOLIET PCT 009	318	97
0117 JOLIET PCT 010	385	100
0118 JOLIET PCT 011	333	107
0119 JOLIET PCT 012	282	69
0120 JOLIET PCT 013	268	57
0121 JOLIET PCT 014	266	73
0122 JOLIET PCT 015	284	65
0123 JOLIET PCT 016	387	92
0124 JOLIET PCT 017	485	140
0125 JOLIET PCT 018	530	161
0126 JOLIET PCT 019	408	116
0127 JOLIET PCT 020	379	108
0128 JOLIET PCT 021	524	123
0129 JOLIET PCT 022	358	111
0130 JOLIET PCT 023	290	97
0131 JOLIET PCT 024	295	76
0132 JOLIET PCT 025	404	97
0133 JOLIET PCT 026	351	90
0134 JOLIET PCT 027	135	40
0135 JOLIET PCT 028	295	71
0136 JOLIET PCT 029	320	89
0137 JOLIET PCT 030	341	95
0138 JOLIET PCT 031	305	94
0139 JOLIET PCT 032	298	77
0140 JOLIET PCT 033	303	85
0141 JOLIET PCT 034	395	78
0142 JOLIET PCT 035	444	104
0143 JOLIET PCT 036	377	96
0144 JOLIET PCT 037	386	99
0145 LOCKPORT PCT 001	912	246
0146 LOCKPORT PCT 002	423	116
0147 LOCKPORT PCT 003	389	92
0148 LOCKPORT PCT 004	344	85
0149 LOCKPORT PCT 005	413	169
0150 LOCKPORT PCT 006	386	87
0151 LOCKPORT PCT 007	431	104
0152 LOCKPORT PCT 008	358	69
0153 LOCKPORT PCT 009	725	209
0154 LOCKPORT PCT 010	417	128
0155 LOCKPORT PCT 011	438	121
0156 LOCKPORT PCT 012	387	131
0157 LOCKPORT PCT 013	950	296
0158 LOCKPORT PCT 014	415	132
0159 LOCKPORT PCT 015	314	87
0160 LOCKPORT PCT 016	458	116
0161 LOCKPORT PCT 017	520	154
0162 LOCKPORT PCT 018	385	141
0163 LOCKPORT PCT 019	458	140
0164 LOCKPORT PCT 020	359	122
0165 LOCKPORT PCT 021	372	103

	VOTES	PERCENT
12TH JUDICIAL CIRCUIT DISTRICT RETAIN SUSAN T. O'LEARY		
Vote for not more than 1		
01 = YES	128,936	76.59
02 = NO	39,402	23.41

(CONTINUED FROM PREVIOUS PAGE)	01	02
0166 LOCKPORT PCT 022	347	106
0167 LOCKPORT PCT 023	270	88
0168 LOCKPORT PCT 024	279	73
0169 MANHATTAN PCT 001	404	161
0170 MANHATTAN PCT 002	517	172
0171 MANHATTAN PCT 003	543	218
0172 MANHATTAN PCT 004	384	142
0173 MONEE PCT 001	370	97
0174 MONEE PCT 002	418	87
0175 MONEE PCT 003	372	162
0176 MONEE PCT 004	482	162
0177 MONEE PCT 005	370	67
0178 MONEE PCT 006	270	77
0179 MONEE PCT 007	376	95
0180 MONEE PCT 008	310	167
0181 NEW LENOX PCT 001	378	110
0182 NEW LENOX PCT 002	432	170
0183 NEW LENOX PCT 003	360	140
0184 NEW LENOX PCT 004	390	128
0185 NEW LENOX PCT 005	442	150
0186 NEW LENOX PCT 006	427	175
0187 NEW LENOX PCT 007	518	240
0188 NEW LENOX PCT 008	498	202
0189 NEW LENOX PCT 009	500	168
0190 NEW LENOX PCT 010	469	175
0191 NEW LENOX PCT 011	489	156
0192 NEW LENOX PCT 012	377	139
0193 NEW LENOX PCT 013	437	155
0194 NEW LENOX PCT 014	552	201
0195 NEW LENOX PCT 015	450	177
0196 NEW LENOX PCT 016	461	186
0197 NEW LENOX PCT 017	494	161
0198 NEW LENOX PCT 018	397	148
0199 NEW LENOX PCT 019	455	168
0200 NEW LENOX PCT 020	566	217
0201 PEOTONE PCT 001	498	196
0202 PEOTONE PCT 002	478	219
0203 PLAINFIELD PCT 001	410	108
0204 PLAINFIELD PCT 002	374	111
0205 PLAINFIELD PCT 003	427	127
0206 PLAINFIELD PCT 004	200	46
0207 PLAINFIELD PCT 005	379	117
0208 PLAINFIELD PCT 006	386	99
0209 PLAINFIELD PCT 007	355	90
0210 PLAINFIELD PCT 008	470	134
0211 PLAINFIELD PCT 009	481	134
0212 PLAINFIELD PCT 010	401	120
0213 PLAINFIELD PCT 011	181	36
0214 PLAINFIELD PCT 012	343	97
0215 PLAINFIELD PCT 013	531	154
0216 PLAINFIELD PCT 014	464	103
0217 PLAINFIELD PCT 015	452	152
0218 PLAINFIELD PCT 016	487	141
0219 PLAINFIELD PCT 017	361	101
0220 PLAINFIELD PCT 018	422	101

VOTES PERCENT

12TH JUDICIAL CIRCUIT DISTRICT RETAIN SUSAN T. O'LEARY

Vote for not more than 1

01 = YES	128,936	76.59
02 = NO	39,402	23.41

(CONTINUED FROM PREVIOUS PAGE)

01 02

0221 PLAINFIELD PCT 019	327	84
0222 PLAINFIELD PCT 020	398	104
0223 PLAINFIELD PCT 021	391	132
0224 PLAINFIELD PCT 022	357	103
0225 PLAINFIELD PCT 023	369	120
0226 PLAINFIELD PCT 024	481	113
0227 PLAINFIELD PCT 025	363	97
0228 PLAINFIELD PCT 026	300	75
0229 PLAINFIELD PCT 027	396	113
0230 PLAINFIELD PCT 028	372	92
0231 PLAINFIELD PCT 029	389	79
0232 PLAINFIELD PCT 030	410	94
0233 PLAINFIELD PCT 031	361	143
0234 PLAINFIELD PCT 032	364	105
0235 PLAINFIELD PCT 033	489	123
0236 PLAINFIELD PCT 034	324	77
0237 PLAINFIELD PCT 035	376	86
0238 PLAINFIELD PCT 036	396	99
0239 REED PCT 001	445	135
0240 REED PCT 002	466	149
0241 REED PCT 003	451	115
0242 TROY PCT 001	362	102
0243 TROY PCT 002	374	82
0244 TROY PCT 003	376	116
0245 TROY PCT 004	429	121
0246 TROY PCT 005	460	116
0247 TROY PCT 006	267	83
0248 TROY PCT 007	461	132
0249 TROY PCT 008	487	144
0250 TROY PCT 009	453	156
0251 TROY PCT 010	513	157
0252 TROY PCT 011	651	195
0253 TROY PCT 012	508	134
0254 TROY PCT 013	690	197
0255 TROY PCT 014	524	148
0256 TROY PCT 015	534	201
0257 TROY PCT 016	552	141
0258 TROY PCT 017	597	156
0259 TROY PCT 018	355	102
0260 TROY PCT 019	345	85
0261 TROY PCT 020	541	130
0262 TROY PCT 021	434	131
0263 TROY PCT 022	260	101
0264 TROY PCT 023	445	149
0265 WASHINGTON PCT 001	387	187
0266 WASHINGTON PCT 002	414	202
0267 WASHINGTON PCT 003	379	164
0268 WESLEY PCT 001	454	197
0269 WHEATLAND PCT 001	2163	515
0270 WHEATLAND PCT 002	580	148
0271 WHEATLAND PCT 003	429	98
0272 WHEATLAND PCT 004	438	142
0273 WHEATLAND PCT 005	493	112
0274 WHEATLAND PCT 006	442	111
0275 WHEATLAND PCT 007	484	114

	VOTES	PERCENT
12TH JUDICIAL CIRCUIT DISTRICT RETAIN SUSAN T. O'LEARY		
Vote for not more than 1		
01 = YES	128,936	76.59
02 = NO	39,402	23.41

(CONTINUED FROM PREVIOUS PAGE)	01	02
0276 WHEATLAND PCT 008	465	104
0277 WHEATLAND PCT 009	562	150
0278 WHEATLAND PCT 010	453	123
0279 WHEATLAND PCT 011	414	114
0280 WHEATLAND PCT 012	380	91
0281 WHEATLAND PCT 013	383	113
0282 WHEATLAND PCT 014	529	95
0283 WHEATLAND PCT 015	431	101
0284 WHEATLAND PCT 016	468	144
0285 WHEATLAND PCT 017	464	125
0286 WHEATLAND PCT 018	497	125
0287 WHEATLAND PCT 019	377	120
0288 WHEATLAND PCT 020	415	100
0289 WHEATLAND PCT 021	421	93
0290 WHEATLAND PCT 022	407	104
0291 WHEATLAND PCT 023	423	126
0292 WHEATLAND PCT 024	389	118
0293 WHEATLAND PCT 025	496	119
0294 WHEATLAND PCT 026	606	236
0295 WHEATLAND PCT 027	436	102
0296 WHEATLAND PCT 028	521	129
0297 WHEATLAND PCT 029	553	154
0298 WHEATLAND PCT 030	495	140
0299 WILL PCT 001	289	218
0300 WILMINGTON PCT 001	396	137
0301 WILMINGTON PCT 002	402	136
0302 WILMINGTON PCT 003	453	153
0303 WILTON PCT 001	218	114

VOTES PERCENT

12TH JUDICIAL CIRCUIT DISTRICT
RETAIN CARLA ALESSIO POLICANDRIOTES

118,765 70.21
50,385 29.79

Vote for not more than 1
01 = YES
02 = NO

	01	02
0001 CHANNAHON PCT 001	395	207
0002 CHANNAHON PCT 002	479	279
0003 CHANNAHON PCT 003	449	208
0004 CHANNAHON PCT 004	429	217
0005 CHANNAHON PCT 005	340	202
0006 CRETE PCT 001	378	165
0007 CRETE PCT 002	339	109
0008 CRETE PCT 003	306	130
0009 CRETE PCT 004	399	189
0010 CRETE PCT 005	423	144
0011 CRETE PCT 006	389	198
0012 CRETE PCT 007	408	166
0013 CRETE PCT 008	397	179
0014 CRETE PCT 009	370	133
0015 CRETE PCT 010	279	143
0016 CRETE PCT 011	341	170
0017 CRETE PCT 012	330	200
0018 CUSTER PCT 001	350	169
0019 DU PAGE PCT 001	499	137
0020 DU PAGE PCT 002	475	151
0021 DU PAGE PCT 003	514	157
0022 DU PAGE PCT 004	359	112
0023 DU PAGE PCT 005	389	102
0024 DU PAGE PCT 006	399	121
0025 DU PAGE PCT 007	482	130
0026 DU PAGE PCT 008	444	111
0027 DU PAGE PCT 009	337	112
0028 DU PAGE PCT 010	426	126
0029 DU PAGE PCT 011	411	101
0030 DU PAGE PCT 012	390	120
0031 DU PAGE PCT 013	442	103
0032 DU PAGE PCT 014	414	131
0033 DU PAGE PCT 015	403	109
0034 DU PAGE PCT 016	436	141
0035 DU PAGE PCT 017	433	118
0036 DU PAGE PCT 018	419	112
0037 DU PAGE PCT 019	397	113
0038 DU PAGE PCT 020	356	94
0039 DU PAGE PCT 021	395	134
0040 DU PAGE PCT 022	404	140
0041 DU PAGE PCT 023	352	86
0042 DU PAGE PCT 024	299	95
0043 DU PAGE PCT 025	386	116
0044 DU PAGE PCT 026	313	110
0045 DU PAGE PCT 027	407	110
0046 DU PAGE PCT 028	368	109
0047 DU PAGE PCT 029	414	82
0048 DU PAGE PCT 030	342	84
0049 DU PAGE PCT 031	358	108
0050 DU PAGE PCT 032	456	116
0051 DU PAGE PCT 033	379	168
0052 DU PAGE PCT 034	478	175
0053 DU PAGE PCT 035	206	49
0054 DU PAGE PCT 036	403	179

**City of Aurora results have been
added to WHEATLAND PCT 001**

**For City of Aurora's precinct
breakdown – refer to that
section of this book**

12TH JUDICIAL CIRCUIT DISTRICT
 RETAIN CARLA ALESSIO POLICANDRIOTES

VOTES PERCENT

Vote for not more than 1

01 = YES	118,765	70.21
02 = NO	50,385	29.79

(CONTINUED FROM PREVIOUS PAGE)

	01	02
0055 DU PAGE PCT 037	337	108
0056 FLORENCE PCT 001	186	104
0057 FRANKFORT PCT 001	430	193
0058 FRANKFORT PCT 002	431	222
0059 FRANKFORT PCT 003	389	184
0060 FRANKFORT PCT 004	347	178
0061 FRANKFORT PCT 005	365	167
0062 FRANKFORT PCT 006	372	200
0063 FRANKFORT PCT 007	384	197
0064 FRANKFORT PCT 008	408	165
0065 FRANKFORT PCT 009	405	190
0066 FRANKFORT PCT 010	439	158
0067 FRANKFORT PCT 011	389	172
0068 FRANKFORT PCT 012	412	179
0069 FRANKFORT PCT 013	356	151
0070 FRANKFORT PCT 014	358	148
0071 FRANKFORT PCT 015	346	171
0072 FRANKFORT PCT 016	401	191
0073 FRANKFORT PCT 017	565	238
0074 FRANKFORT PCT 018	425	218
0075 FRANKFORT PCT 019	353	163
0076 FRANKFORT PCT 020	418	191
0077 FRANKFORT PCT 021	402	198
0078 FRANKFORT PCT 022	455	207
0079 FRANKFORT PCT 023	413	160
0080 FRANKFORT PCT 024	380	178
0081 FRANKFORT PCT 025	439	195
0082 FRANKFORT PCT 026	462	179
0083 FRANKFORT PCT 027	351	168
0084 FRANKFORT PCT 028	444	214
0085 FRANKFORT PCT 029	509	236
0086 GREEN GARDEN PCT 001	353	270
0087 GREEN GARDEN PCT 002	361	275
0088 HOMER PCT 001	345	175
0089 HOMER PCT 002	438	251
0090 HOMER PCT 003	381	199
0091 HOMER PCT 004	463	220
0092 HOMER PCT 005	335	146
0093 HOMER PCT 006	402	198
0094 HOMER PCT 007	390	194
0095 HOMER PCT 008	317	195
0096 HOMER PCT 009	343	165
0097 HOMER PCT 010	386	214
0098 HOMER PCT 011	348	183
0099 HOMER PCT 012	407	241
0100 HOMER PCT 013	321	205
0101 HOMER PCT 014	536	254
0102 HOMER PCT 015	466	203
0103 HOMER PCT 016	340	190
0104 HOMER PCT 017	422	256
0105 HOMER PCT 018	495	168
0106 JACKSON PCT 001	475	215
0107 JACKSON PCT 002	429	269
0108 JOLIET PCT 001	385	156

VOTES PERCENT

12TH JUDICIAL CIRCUIT DISTRICT
RETAIN CARLA ALESSIO POLICANDRIOTES

Vote for not more than 1

01 = YES

118,765 70.21

02 = NO

50,385 29.79

(CONTINUED FROM PREVIOUS PAGE)

	01	02
0109 JOLIET PCT 002	326	131
0110 JOLIET PCT 003	257	127
0111 JOLIET PCT 004	326	149
0112 JOLIET PCT 005	279	93
0113 JOLIET PCT 006	290	103
0114 JOLIET PCT 007	291	123
0115 JOLIET PCT 008	338	152
0116 JOLIET PCT 009	294	125
0117 JOLIET PCT 010	329	176
0118 JOLIET PCT 011	298	156
0119 JOLIET PCT 012	257	97
0120 JOLIET PCT 013	252	71
0121 JOLIET PCT 014	266	77
0122 JOLIET PCT 015	242	102
0123 JOLIET PCT 016	354	128
0124 JOLIET PCT 017	391	258
0125 JOLIET PCT 018	461	277
0126 JOLIET PCT 019	335	206
0127 JOLIET PCT 020	344	153
0128 JOLIET PCT 021	448	213
0129 JOLIET PCT 022	332	151
0130 JOLIET PCT 023	271	114
0131 JOLIET PCT 024	270	101
0132 JOLIET PCT 025	340	166
0133 JOLIET PCT 026	306	148
0134 JOLIET PCT 027	131	45
0135 JOLIET PCT 028	281	90
0136 JOLIET PCT 029	285	127
0137 JOLIET PCT 030	308	128
0138 JOLIET PCT 031	266	142
0139 JOLIET PCT 032	284	99
0140 JOLIET PCT 033	256	137
0141 JOLIET PCT 034	379	99
0142 JOLIET PCT 035	405	147
0143 JOLIET PCT 036	352	123
0144 JOLIET PCT 037	340	148
0145 LOCKPORT PCT 001	847	307
0146 LOCKPORT PCT 002	386	147
0147 LOCKPORT PCT 003	354	125
0148 LOCKPORT PCT 004	314	117
0149 LOCKPORT PCT 005	374	214
0150 LOCKPORT PCT 006	374	103
0151 LOCKPORT PCT 007	408	125
0152 LOCKPORT PCT 008	352	75
0153 LOCKPORT PCT 009	659	280
0154 LOCKPORT PCT 010	372	170
0155 LOCKPORT PCT 011	391	170
0156 LOCKPORT PCT 012	354	161
0157 LOCKPORT PCT 013	872	377
0158 LOCKPORT PCT 014	379	175
0159 LOCKPORT PCT 015	299	105
0160 LOCKPORT PCT 016	406	175
0161 LOCKPORT PCT 017	467	216
0162 LOCKPORT PCT 018	341	182

12TH JUDICIAL CIRCUIT DISTRICT
 RETAIN CARLA ALESSIO POLICANDRIOTES

VOTES PERCENT

Vote for not more than 1

01 = YES

118,765 70.21

02 = NO

50,385 29.79

(CONTINUED FROM PREVIOUS PAGE)

	01	02
0163 LOCKPORT PCT 019	406	196
0164 LOCKPORT PCT 020	321	165
0165 LOCKPORT PCT 021	326	156
0166 LOCKPORT PCT 022	293	163
0167 LOCKPORT PCT 023	238	133
0168 LOCKPORT PCT 024	257	91
0169 MANHATTAN PCT 001	359	207
0170 MANHATTAN PCT 002	449	240
0171 MANHATTAN PCT 003	490	280
0172 MANHATTAN PCT 004	356	173
0173 MONEE PCT 001	344	112
0174 MONEE PCT 002	401	104
0175 MONEE PCT 003	348	187
0176 MONEE PCT 004	454	182
0177 MONEE PCT 005	361	73
0178 MONEE PCT 006	276	70
0179 MONEE PCT 007	367	102
0180 MONEE PCT 008	303	171
0181 NEW LENOX PCT 001	350	138
0182 NEW LENOX PCT 002	374	227
0183 NEW LENOX PCT 003	320	181
0184 NEW LENOX PCT 004	359	168
0185 NEW LENOX PCT 005	402	196
0186 NEW LENOX PCT 006	388	220
0187 NEW LENOX PCT 007	476	288
0188 NEW LENOX PCT 008	469	236
0189 NEW LENOX PCT 009	440	237
0190 NEW LENOX PCT 010	426	231
0191 NEW LENOX PCT 011	430	220
0192 NEW LENOX PCT 012	348	174
0193 NEW LENOX PCT 013	403	189
0194 NEW LENOX PCT 014	493	269
0195 NEW LENOX PCT 015	391	231
0196 NEW LENOX PCT 016	418	232
0197 NEW LENOX PCT 017	444	217
0198 NEW LENOX PCT 018	373	175
0199 NEW LENOX PCT 019	407	216
0200 NEW LENOX PCT 020	520	267
0201 PEOTONE PCT 001	462	230
0202 PEOTONE PCT 002	462	229
0203 PLAINFIELD PCT 001	384	134
0204 PLAINFIELD PCT 002	337	148
0205 PLAINFIELD PCT 003	387	177
0206 PLAINFIELD PCT 004	191	56
0207 PLAINFIELD PCT 005	343	153
0208 PLAINFIELD PCT 006	379	110
0209 PLAINFIELD PCT 007	337	109
0210 PLAINFIELD PCT 008	437	170
0211 PLAINFIELD PCT 009	440	175
0212 PLAINFIELD PCT 010	353	181
0213 PLAINFIELD PCT 011	175	41
0214 PLAINFIELD PCT 012	331	111
0215 PLAINFIELD PCT 013	483	206
0216 PLAINFIELD PCT 014	416	165

VOTES PERCENT

12TH JUDICIAL CIRCUIT DISTRICT
RETAIN CARLA ALESSIO POLICANDRIOTES

Vote for not more than 1

01 = YES

118,765 70.21

02 = NO

50,385 29.79

(CONTINUED FROM PREVIOUS PAGE)

	01	02
0217 PLAINFIELD PCT 015	409	202
0218 PLAINFIELD PCT 016	426	211
0219 PLAINFIELD PCT 017	331	130
0220 PLAINFIELD PCT 018	379	146
0221 PLAINFIELD PCT 019	310	101
0222 PLAINFIELD PCT 020	376	129
0223 PLAINFIELD PCT 021	368	164
0224 PLAINFIELD PCT 022	318	145
0225 PLAINFIELD PCT 023	325	162
0226 PLAINFIELD PCT 024	422	182
0227 PLAINFIELD PCT 025	324	138
0228 PLAINFIELD PCT 026	287	86
0229 PLAINFIELD PCT 027	378	130
0230 PLAINFIELD PCT 028	351	111
0231 PLAINFIELD PCT 029	335	136
0232 PLAINFIELD PCT 030	370	135
0233 PLAINFIELD PCT 031	330	182
0234 PLAINFIELD PCT 032	328	145
0235 PLAINFIELD PCT 033	425	193
0236 PLAINFIELD PCT 034	295	107
0237 PLAINFIELD PCT 035	347	114
0238 PLAINFIELD PCT 036	342	164
0239 REED PCT 001	388	191
0240 REED PCT 002	434	177
0241 REED PCT 003	406	162
0242 TROY PCT 001	345	123
0243 TROY PCT 002	333	124
0244 TROY PCT 003	343	153
0245 TROY PCT 004	380	183
0246 TROY PCT 005	372	217
0247 TROY PCT 006	232	128
0248 TROY PCT 007	430	169
0249 TROY PCT 008	430	210
0250 TROY PCT 009	386	240
0251 TROY PCT 010	460	231
0252 TROY PCT 011	579	307
0253 TROY PCT 012	419	239
0254 TROY PCT 013	616	287
0255 TROY PCT 014	458	230
0256 TROY PCT 015	475	275
0257 TROY PCT 016	464	239
0258 TROY PCT 017	490	274
0259 TROY PCT 018	320	138
0260 TROY PCT 019	317	119
0261 TROY PCT 020	494	187
0262 TROY PCT 021	398	182
0263 TROY PCT 022	232	136
0264 TROY PCT 023	375	236
0265 WASHINGTON PCT 001	372	194
0266 WASHINGTON PCT 002	389	219
0267 WASHINGTON PCT 003	343	197
0268 WESLEY PCT 001	390	270
0269 WHEATLAND PCT 001	2054	623
0270 WHEATLAND PCT 002	564	164

12TH JUDICIAL CIRCUIT DISTRICT
 RETAIN CARLA ALESSIO POLICANDRIOTES

VOTES PERCENT

Vote for not more than 1

01 = YES	118,765	70.21
02 = NO	50,385	29.79

(CONTINUED FROM PREVIOUS PAGE)

	01	02
0271 WHEATLAND PCT 003	418	101
0272 WHEATLAND PCT 004	435	148
0273 WHEATLAND PCT 005	491	115
0274 WHEATLAND PCT 006	428	124
0275 WHEATLAND PCT 007	470	127
0276 WHEATLAND PCT 008	453	117
0277 WHEATLAND PCT 009	544	165
0278 WHEATLAND PCT 010	435	135
0279 WHEATLAND PCT 011	404	120
0280 WHEATLAND PCT 012	361	110
0281 WHEATLAND PCT 013	365	134
0282 WHEATLAND PCT 014	512	114
0283 WHEATLAND PCT 015	420	112
0284 WHEATLAND PCT 016	440	170
0285 WHEATLAND PCT 017	444	149
0286 WHEATLAND PCT 018	490	134
0287 WHEATLAND PCT 019	359	140
0288 WHEATLAND PCT 020	398	114
0289 WHEATLAND PCT 021	410	101
0290 WHEATLAND PCT 022	389	120
0291 WHEATLAND PCT 023	407	142
0292 WHEATLAND PCT 024	383	127
0293 WHEATLAND PCT 025	464	147
0294 WHEATLAND PCT 026	560	285
0295 WHEATLAND PCT 027	422	114
0296 WHEATLAND PCT 028	492	158
0297 WHEATLAND PCT 029	510	191
0298 WHEATLAND PCT 030	459	173
0299 WILL PCT 001	280	224
0300 WILMINGTON PCT 001	359	174
0301 WILMINGTON PCT 002	359	185
0302 WILMINGTON PCT 003	410	199
0303 WILTON PCT 001	205	126

12TH JUDICIAL CIRCUIT DISTRICT
RETAIN RICHARD C. SCHOENSTEDT

VOTES PERCENT

124,573 74.07
43,605 25.93

Vote for not more than 1
01 = YES
02 = NO

01 02

0001 CHANNAHON PCT 001	454	136
0002 CHANNAHON PCT 002	536	203
0003 CHANNAHON PCT 003	501	145
0004 CHANNAHON PCT 004	473	161
0005 CHANNAHON PCT 005	375	160
0006 CRETE PCT 001	361	174
0007 CRETE PCT 002	355	91
0008 CRETE PCT 003	311	126
0009 CRETE PCT 004	399	182
0010 CRETE PCT 005	417	148
0011 CRETE PCT 006	394	196
0012 CRETE PCT 007	400	168
0013 CRETE PCT 008	396	178
0014 CRETE PCT 009	381	124
0015 CRETE PCT 010	276	144
0016 CRETE PCT 011	352	157
0017 CRETE PCT 012	336	194
0018 CUSTER PCT 001	372	142
0019 DU PAGE PCT 001	495	129
0020 DU PAGE PCT 002	468	150
0021 DU PAGE PCT 003	518	144
0022 DU PAGE PCT 004	348	124
0023 DU PAGE PCT 005	377	113
0024 DU PAGE PCT 006	402	113
0025 DU PAGE PCT 007	496	118
0026 DU PAGE PCT 008	418	133
0027 DU PAGE PCT 009	333	113
0028 DU PAGE PCT 010	419	130
0029 DU PAGE PCT 011	399	114
0030 DU PAGE PCT 012	383	123
0031 DU PAGE PCT 013	443	100
0032 DU PAGE PCT 014	411	134
0033 DU PAGE PCT 015	411	93
0034 DU PAGE PCT 016	423	150
0035 DU PAGE PCT 017	426	120
0036 DU PAGE PCT 018	430	103
0037 DU PAGE PCT 019	379	127
0038 DU PAGE PCT 020	353	96
0039 DU PAGE PCT 021	396	129
0040 DU PAGE PCT 022	422	125
0041 DU PAGE PCT 023	347	93
0042 DU PAGE PCT 024	296	97
0043 DU PAGE PCT 025	396	104
0044 DU PAGE PCT 026	316	103
0045 DU PAGE PCT 027	396	118
0046 DU PAGE PCT 028	367	105
0047 DU PAGE PCT 029	406	88
0048 DU PAGE PCT 030	325	101
0049 DU PAGE PCT 031	349	112
0050 DU PAGE PCT 032	467	104
0051 DU PAGE PCT 033	405	144
0052 DU PAGE PCT 034	491	165
0053 DU PAGE PCT 035	202	48
0054 DU PAGE PCT 036	433	147

**City of Aurora results have been
added to WHEATLAND PCT 001**

**For City of Aurora's precinct
breakdown – refer to that
section of this book**

12TH JUDICIAL CIRCUIT DISTRICT
 RETAIN RICHARD C. SCHOENSTEDT

VOTES PERCENT

Vote for not more than 1

01 = YES	124,573	74.07
02 = NO	43,605	25.93

(CONTINUED FROM PREVIOUS PAGE)

	01	02
0055 DU PAGE PCT 037	356	88
0056 FLORENCE PCT 001	207	82
0057 FRANKFORT PCT 001	448	170
0058 FRANKFORT PCT 002	454	199
0059 FRANKFORT PCT 003	398	176
0060 FRANKFORT PCT 004	359	163
0061 FRANKFORT PCT 005	385	148
0062 FRANKFORT PCT 006	396	170
0063 FRANKFORT PCT 007	408	169
0064 FRANKFORT PCT 008	421	152
0065 FRANKFORT PCT 009	405	190
0066 FRANKFORT PCT 010	443	145
0067 FRANKFORT PCT 011	398	156
0068 FRANKFORT PCT 012	435	152
0069 FRANKFORT PCT 013	369	137
0070 FRANKFORT PCT 014	365	136
0071 FRANKFORT PCT 015	364	151
0072 FRANKFORT PCT 016	419	170
0073 FRANKFORT PCT 017	603	202
0074 FRANKFORT PCT 018	460	179
0075 FRANKFORT PCT 019	363	152
0076 FRANKFORT PCT 020	442	168
0077 FRANKFORT PCT 021	433	162
0078 FRANKFORT PCT 022	482	181
0079 FRANKFORT PCT 023	419	150
0080 FRANKFORT PCT 024	375	174
0081 FRANKFORT PCT 025	455	176
0082 FRANKFORT PCT 026	480	158
0083 FRANKFORT PCT 027	359	157
0084 FRANKFORT PCT 028	451	203
0085 FRANKFORT PCT 029	540	201
0086 GREEN GARDEN PCT 001	360	251
0087 GREEN GARDEN PCT 002	384	249
0088 HOMER PCT 001	382	138
0089 HOMER PCT 002	462	224
0090 HOMER PCT 003	385	191
0091 HOMER PCT 004	458	219
0092 HOMER PCT 005	344	139
0093 HOMER PCT 006	410	187
0094 HOMER PCT 007	401	175
0095 HOMER PCT 008	337	176
0096 HOMER PCT 009	356	149
0097 HOMER PCT 010	410	187
0098 HOMER PCT 011	366	161
0099 HOMER PCT 012	429	222
0100 HOMER PCT 013	355	166
0101 HOMER PCT 014	544	240
0102 HOMER PCT 015	485	186
0103 HOMER PCT 016	360	164
0104 HOMER PCT 017	438	236
0105 HOMER PCT 018	502	159
0106 JACKSON PCT 001	504	183
0107 JACKSON PCT 002	483	202
0108 JOLIET PCT 001	404	127

12TH JUDICIAL CIRCUIT DISTRICT
 RETAIN RICHARD C. SCHOENSTEDT

VOTES PERCENT

Vote for not more than 1
 01 = YES
 02 = NO

124,573 74.07
 43,605 25.93

(CONTINUED FROM PREVIOUS PAGE)

	01	02
0109 JOLIET PCT 002	365	96
0110 JOLIET PCT 003	288	88
0111 JOLIET PCT 004	363	105
0112 JOLIET PCT 005	278	96
0113 JOLIET PCT 006	300	92
0114 JOLIET PCT 007	304	107
0115 JOLIET PCT 008	371	117
0116 JOLIET PCT 009	296	115
0117 JOLIET PCT 010	373	122
0118 JOLIET PCT 011	333	118
0119 JOLIET PCT 012	280	73
0120 JOLIET PCT 013	264	60
0121 JOLIET PCT 014	245	97
0122 JOLIET PCT 015	272	76
0123 JOLIET PCT 016	376	107
0124 JOLIET PCT 017	490	155
0125 JOLIET PCT 018	559	173
0126 JOLIET PCT 019	370	154
0127 JOLIET PCT 020	386	108
0128 JOLIET PCT 021	528	134
0129 JOLIET PCT 022	350	127
0130 JOLIET PCT 023	280	104
0131 JOLIET PCT 024	281	89
0132 JOLIET PCT 025	385	127
0133 JOLIET PCT 026	345	102
0134 JOLIET PCT 027	130	46
0135 JOLIET PCT 028	285	77
0136 JOLIET PCT 029	308	107
0137 JOLIET PCT 030	337	100
0138 JOLIET PCT 031	311	97
0139 JOLIET PCT 032	296	81
0140 JOLIET PCT 033	288	106
0141 JOLIET PCT 034	377	98
0142 JOLIET PCT 035	408	142
0143 JOLIET PCT 036	375	99
0144 JOLIET PCT 037	342	136
0145 LOCKPORT PCT 001	869	281
0146 LOCKPORT PCT 002	387	146
0147 LOCKPORT PCT 003	362	116
0148 LOCKPORT PCT 004	336	92
0149 LOCKPORT PCT 005	382	203
0150 LOCKPORT PCT 006	381	96
0151 LOCKPORT PCT 007	402	131
0152 LOCKPORT PCT 008	347	78
0153 LOCKPORT PCT 009	684	249
0154 LOCKPORT PCT 010	385	153
0155 LOCKPORT PCT 011	405	153
0156 LOCKPORT PCT 012	372	137
0157 LOCKPORT PCT 013	915	323
0158 LOCKPORT PCT 014	405	143
0159 LOCKPORT PCT 015	302	100
0160 LOCKPORT PCT 016	433	144
0161 LOCKPORT PCT 017	505	175
0162 LOCKPORT PCT 018	363	161

VOTES PERCENT

12TH JUDICIAL CIRCUIT DISTRICT
RETAIN RICHARD C. SCHOENSTEDT

Vote for not more than 1
01 = YES
02 = NO

124,573 74.07
43,605 25.93

(CONTINUED FROM PREVIOUS PAGE)

	01	02
0163 LOCKPORT PCT 019	439	161
0164 LOCKPORT PCT 020	359	125
0165 LOCKPORT PCT 021	361	123
0166 LOCKPORT PCT 022	330	133
0167 LOCKPORT PCT 023	268	99
0168 LOCKPORT PCT 024	271	82
0169 MANHATTAN PCT 001	404	158
0170 MANHATTAN PCT 002	500	181
0171 MANHATTAN PCT 003	522	236
0172 MANHATTAN PCT 004	377	144
0173 MONEE PCT 001	351	108
0174 MONEE PCT 002	395	106
0175 MONEE PCT 003	354	178
0176 MONEE PCT 004	452	183
0177 MONEE PCT 005	332	102
0178 MONEE PCT 006	256	87
0179 MONEE PCT 007	362	105
0180 MONEE PCT 008	309	161
0181 NEW LENOX PCT 001	366	120
0182 NEW LENOX PCT 002	405	190
0183 NEW LENOX PCT 003	360	140
0184 NEW LENOX PCT 004	397	127
0185 NEW LENOX PCT 005	441	155
0186 NEW LENOX PCT 006	416	187
0187 NEW LENOX PCT 007	518	240
0188 NEW LENOX PCT 008	486	208
0189 NEW LENOX PCT 009	484	190
0190 NEW LENOX PCT 010	447	202
0191 NEW LENOX PCT 011	473	171
0192 NEW LENOX PCT 012	364	154
0193 NEW LENOX PCT 013	418	172
0194 NEW LENOX PCT 014	545	213
0195 NEW LENOX PCT 015	427	193
0196 NEW LENOX PCT 016	456	187
0197 NEW LENOX PCT 017	497	164
0198 NEW LENOX PCT 018	402	146
0199 NEW LENOX PCT 019	435	181
0200 NEW LENOX PCT 020	557	222
0201 PEOTONE PCT 001	487	203
0202 PEOTONE PCT 002	478	213
0203 PLAINFIELD PCT 001	396	121
0204 PLAINFIELD PCT 002	357	128
0205 PLAINFIELD PCT 003	433	125
0206 PLAINFIELD PCT 004	184	59
0207 PLAINFIELD PCT 005	354	139
0208 PLAINFIELD PCT 006	371	118
0209 PLAINFIELD PCT 007	339	106
0210 PLAINFIELD PCT 008	459	143
0211 PLAINFIELD PCT 009	464	152
0212 PLAINFIELD PCT 010	385	138
0213 PLAINFIELD PCT 011	173	42
0214 PLAINFIELD PCT 012	338	104
0215 PLAINFIELD PCT 013	524	165
0216 PLAINFIELD PCT 014	457	119

12TH JUDICIAL CIRCUIT DISTRICT
 RETAIN RICHARD C. SCHOENSTEDT

VOTES PERCENT

124,573 74.07
 43,605 25.93

Vote for not more than 1
 01 = YES
 02 = NO

(CONTINUED FROM PREVIOUS PAGE)

	01	02
0217 PLAINFIELD PCT 015	446	158
0218 PLAINFIELD PCT 016	479	155
0219 PLAINFIELD PCT 017	348	111
0220 PLAINFIELD PCT 018	409	117
0221 PLAINFIELD PCT 019	322	81
0222 PLAINFIELD PCT 020	398	106
0223 PLAINFIELD PCT 021	397	128
0224 PLAINFIELD PCT 022	360	104
0225 PLAINFIELD PCT 023	373	117
0226 PLAINFIELD PCT 024	476	122
0227 PLAINFIELD PCT 025	333	125
0228 PLAINFIELD PCT 026	296	77
0229 PLAINFIELD PCT 027	387	120
0230 PLAINFIELD PCT 028	360	101
0231 PLAINFIELD PCT 029	381	87
0232 PLAINFIELD PCT 030	395	104
0233 PLAINFIELD PCT 031	360	146
0234 PLAINFIELD PCT 032	357	111
0235 PLAINFIELD PCT 033	462	152
0236 PLAINFIELD PCT 034	310	87
0237 PLAINFIELD PCT 035	368	91
0238 PLAINFIELD PCT 036	390	111
0239 REED PCT 001	425	157
0240 REED PCT 002	462	150
0241 REED PCT 003	439	130
0242 TROY PCT 001	355	109
0243 TROY PCT 002	359	95
0244 TROY PCT 003	368	126
0245 TROY PCT 004	412	141
0246 TROY PCT 005	437	150
0247 TROY PCT 006	253	99
0248 TROY PCT 007	450	145
0249 TROY PCT 008	485	154
0250 TROY PCT 009	438	172
0251 TROY PCT 010	522	160
0252 TROY PCT 011	695	196
0253 TROY PCT 012	490	164
0254 TROY PCT 013	664	226
0255 TROY PCT 014	511	173
0256 TROY PCT 015	536	207
0257 TROY PCT 016	538	162
0258 TROY PCT 017	565	189
0259 TROY PCT 018	341	116
0260 TROY PCT 019	322	105
0261 TROY PCT 020	528	146
0262 TROY PCT 021	412	159
0263 TROY PCT 022	267	95
0264 TROY PCT 023	428	175
0265 WASHINGTON PCT 001	390	176
0266 WASHINGTON PCT 002	401	208
0267 WASHINGTON PCT 003	362	178
0268 WESLEY PCT 001	445	212
0269 WHEATLAND PCT 001	2048	610
0270 WHEATLAND PCT 002	553	171

12TH JUDICIAL CIRCUIT DISTRICT
 RETAIN RICHARD C. SCHOENSTEDT

VOTES PERCENT

Vote for not more than 1

01 = YES

124,573 74.07

02 = NO

43,605 25.93

(CONTINUED FROM PREVIOUS PAGE)

	01	02
0271 WHEATLAND PCT 003	433	89
0272 WHEATLAND PCT 004	423	158
0273 WHEATLAND PCT 005	498	111
0274 WHEATLAND PCT 006	431	122
0275 WHEATLAND PCT 007	473	121
0276 WHEATLAND PCT 008	447	114
0277 WHEATLAND PCT 009	541	165
0278 WHEATLAND PCT 010	422	136
0279 WHEATLAND PCT 011	415	106
0280 WHEATLAND PCT 012	357	112
0281 WHEATLAND PCT 013	370	125
0282 WHEATLAND PCT 014	527	104
0283 WHEATLAND PCT 015	424	111
0284 WHEATLAND PCT 016	450	155
0285 WHEATLAND PCT 017	455	136
0286 WHEATLAND PCT 018	497	125
0287 WHEATLAND PCT 019	359	139
0288 WHEATLAND PCT 020	403	104
0289 WHEATLAND PCT 021	403	108
0290 WHEATLAND PCT 022	381	128
0291 WHEATLAND PCT 023	412	138
0292 WHEATLAND PCT 024	388	119
0293 WHEATLAND PCT 025	472	137
0294 WHEATLAND PCT 026	600	239
0295 WHEATLAND PCT 027	426	111
0296 WHEATLAND PCT 028	520	128
0297 WHEATLAND PCT 029	538	169
0298 WHEATLAND PCT 030	475	155
0299 WILL PCT 001	309	197
0300 WILMINGTON PCT 001	380	146
0301 WILMINGTON PCT 002	383	154
0302 WILMINGTON PCT 003	436	166
0303 WILTON PCT 001	222	102

12TH JUDICIAL CIRCUIT DISTRICT RETAIN SARAH JONES
Vote for not more than 1

VOTES PERCENT

01 = YES
02 = NO

119,825 71.25
48,342 28.75

01 02

0001 CHANNAHON PCT 001	427	163
0002 CHANNAHON PCT 002	520	213
0003 CHANNAHON PCT 003	472	168
0004 CHANNAHON PCT 004	471	163
0005 CHANNAHON PCT 005	371	160
0006 CRETE PCT 001	402	138
0007 CRETE PCT 002	355	99
0008 CRETE PCT 003	306	127
0009 CRETE PCT 004	400	190
0010 CRETE PCT 005	410	158
0011 CRETE PCT 006	363	224
0012 CRETE PCT 007	408	171
0013 CRETE PCT 008	406	170
0014 CRETE PCT 009	342	162
0015 CRETE PCT 010	279	148
0016 CRETE PCT 011	330	188
0017 CRETE PCT 012	337	195
0018 CUSTER PCT 001	366	146
0019 DU PAGE PCT 001	461	169
0020 DU PAGE PCT 002	426	201
0021 DU PAGE PCT 003	483	193
0022 DU PAGE PCT 004	347	123
0023 DU PAGE PCT 005	375	117
0024 DU PAGE PCT 006	397	124
0025 DU PAGE PCT 007	432	177
0026 DU PAGE PCT 008	431	124
0027 DU PAGE PCT 009	343	109
0028 DU PAGE PCT 010	424	125
0029 DU PAGE PCT 011	416	104
0030 DU PAGE PCT 012	385	122
0031 DU PAGE PCT 013	461	89
0032 DU PAGE PCT 014	405	138
0033 DU PAGE PCT 015	411	97
0034 DU PAGE PCT 016	437	140
0035 DU PAGE PCT 017	434	119
0036 DU PAGE PCT 018	426	112
0037 DU PAGE PCT 019	406	106
0038 DU PAGE PCT 020	362	85
0039 DU PAGE PCT 021	406	122
0040 DU PAGE PCT 022	425	122
0041 DU PAGE PCT 023	364	80
0042 DU PAGE PCT 024	307	91
0043 DU PAGE PCT 025	400	103
0044 DU PAGE PCT 026	307	113
0045 DU PAGE PCT 027	423	97
0046 DU PAGE PCT 028	392	82
0047 DU PAGE PCT 029	406	88
0048 DU PAGE PCT 030	355	74
0049 DU PAGE PCT 031	360	106
0050 DU PAGE PCT 032	472	98
0051 DU PAGE PCT 033	397	149
0052 DU PAGE PCT 034	404	251
0053 DU PAGE PCT 035	202	50
0054 DU PAGE PCT 036	422	160
0055 DU PAGE PCT 037	352	96

**City of Aurora results have been
added to WHEATLAND PCT 001**

**For City of Aurora's precinct
breakdown – refer to that
section of this book**

VOTES PERCENT

12TH JUDICIAL CIRCUIT DISTRICT RETAIN SARAH JONES

Vote for not more than 1

01 = YES	119,825	71.25
02 = NO	48,342	28.75

(CONTINUED FROM PREVIOUS PAGE)

	01	02
0056 FLORENCE PCT 001	203	81
0057 FRANKFORT PCT 001	407	212
0058 FRANKFORT PCT 002	379	275
0059 FRANKFORT PCT 003	378	197
0060 FRANKFORT PCT 004	322	203
0061 FRANKFORT PCT 005	340	192
0062 FRANKFORT PCT 006	366	198
0063 FRANKFORT PCT 007	372	207
0064 FRANKFORT PCT 008	382	188
0065 FRANKFORT PCT 009	374	220
0066 FRANKFORT PCT 010	408	192
0067 FRANKFORT PCT 011	365	191
0068 FRANKFORT PCT 012	364	225
0069 FRANKFORT PCT 013	342	160
0070 FRANKFORT PCT 014	361	143
0071 FRANKFORT PCT 015	343	172
0072 FRANKFORT PCT 016	368	219
0073 FRANKFORT PCT 017	500	303
0074 FRANKFORT PCT 018	373	261
0075 FRANKFORT PCT 019	364	154
0076 FRANKFORT PCT 020	414	194
0077 FRANKFORT PCT 021	375	218
0078 FRANKFORT PCT 022	399	267
0079 FRANKFORT PCT 023	349	224
0080 FRANKFORT PCT 024	371	192
0081 FRANKFORT PCT 025	394	239
0082 FRANKFORT PCT 026	382	251
0083 FRANKFORT PCT 027	333	183
0084 FRANKFORT PCT 028	439	216
0085 FRANKFORT PCT 029	500	239
0086 GREEN GARDEN PCT 001	356	262
0087 GREEN GARDEN PCT 002	361	275
0088 HOMER PCT 001	367	156
0089 HOMER PCT 002	433	253
0090 HOMER PCT 003	367	213
0091 HOMER PCT 004	395	282
0092 HOMER PCT 005	311	176
0093 HOMER PCT 006	389	213
0094 HOMER PCT 007	393	190
0095 HOMER PCT 008	298	213
0096 HOMER PCT 009	331	176
0097 HOMER PCT 010	364	232
0098 HOMER PCT 011	342	185
0099 HOMER PCT 012	372	280
0100 HOMER PCT 013	338	182
0101 HOMER PCT 014	506	276
0102 HOMER PCT 015	454	209
0103 HOMER PCT 016	329	195
0104 HOMER PCT 017	381	287
0105 HOMER PCT 018	493	170
0106 JACKSON PCT 001	512	179
0107 JACKSON PCT 002	492	206
0108 JOLIET PCT 001	437	101
0109 JOLIET PCT 002	352	104
0110 JOLIET PCT 003	281	93

	VOTES	PERCENT
12TH JUDICIAL CIRCUIT DISTRICT RETAIN SARAH JONES		
Vote for not more than 1		
01 = YES	119,825	71.25
02 = NO	48,342	28.75

(CONTINUED FROM PREVIOUS PAGE)

	01	02
0111 JOLIET PCT 004	357	108
0112 JOLIET PCT 005	301	71
0113 JOLIET PCT 006	319	69
0114 JOLIET PCT 007	320	94
0115 JOLIET PCT 008	381	97
0116 JOLIET PCT 009	310	104
0117 JOLIET PCT 010	356	133
0118 JOLIET PCT 011	341	101
0119 JOLIET PCT 012	286	67
0120 JOLIET PCT 013	256	65
0121 JOLIET PCT 014	265	72
0122 JOLIET PCT 015	267	82
0123 JOLIET PCT 016	403	77
0124 JOLIET PCT 017	458	166
0125 JOLIET PCT 018	488	210
0126 JOLIET PCT 019	365	156
0127 JOLIET PCT 020	377	111
0128 JOLIET PCT 021	487	162
0129 JOLIET PCT 022	341	129
0130 JOLIET PCT 023	284	98
0131 JOLIET PCT 024	283	86
0132 JOLIET PCT 025	385	119
0133 JOLIET PCT 026	345	94
0134 JOLIET PCT 027	135	41
0135 JOLIET PCT 028	301	65
0136 JOLIET PCT 029	322	90
0137 JOLIET PCT 030	322	111
0138 JOLIET PCT 031	303	99
0139 JOLIET PCT 032	310	66
0140 JOLIET PCT 033	285	102
0141 JOLIET PCT 034	396	75
0142 JOLIET PCT 035	454	96
0143 JOLIET PCT 036	382	89
0144 JOLIET PCT 037	370	107
0145 LOCKPORT PCT 001	763	395
0146 LOCKPORT PCT 002	398	139
0147 LOCKPORT PCT 003	382	97
0148 LOCKPORT PCT 004	323	104
0149 LOCKPORT PCT 005	388	197
0150 LOCKPORT PCT 006	372	105
0151 LOCKPORT PCT 007	414	119
0152 LOCKPORT PCT 008	361	63
0153 LOCKPORT PCT 009	606	327
0154 LOCKPORT PCT 010	390	152
0155 LOCKPORT PCT 011	406	150
0156 LOCKPORT PCT 012	352	160
0157 LOCKPORT PCT 013	773	473
0158 LOCKPORT PCT 014	398	146
0159 LOCKPORT PCT 015	309	92
0160 LOCKPORT PCT 016	439	138
0161 LOCKPORT PCT 017	478	196
0162 LOCKPORT PCT 018	367	153
0163 LOCKPORT PCT 019	411	188
0164 LOCKPORT PCT 020	353	130
0165 LOCKPORT PCT 021	364	111

	VOTES	PERCENT
12TH JUDICIAL CIRCUIT DISTRICT RETAIN SARAH JONES		
Vote for not more than 1		
01 = YES	119,825	71.25
02 = NO	48,342	28.75

(CONTINUED FROM PREVIOUS PAGE)	01	02
0166 LOCKPORT PCT 022	332	121
0167 LOCKPORT PCT 023	268	90
0168 LOCKPORT PCT 024	295	59
0169 MANHATTAN PCT 001	385	175
0170 MANHATTAN PCT 002	490	196
0171 MANHATTAN PCT 003	494	264
0172 MANHATTAN PCT 004	366	156
0173 MONEE PCT 001	360	107
0174 MONEE PCT 002	419	89
0175 MONEE PCT 003	352	186
0176 MONEE PCT 004	452	189
0177 MONEE PCT 005	395	46
0178 MONEE PCT 006	301	48
0179 MONEE PCT 007	397	77
0180 MONEE PCT 008	304	169
0181 NEW LENOX PCT 001	352	132
0182 NEW LENOX PCT 002	379	219
0183 NEW LENOX PCT 003	321	172
0184 NEW LENOX PCT 004	368	154
0185 NEW LENOX PCT 005	400	193
0186 NEW LENOX PCT 006	401	202
0187 NEW LENOX PCT 007	449	307
0188 NEW LENOX PCT 008	447	254
0189 NEW LENOX PCT 009	466	200
0190 NEW LENOX PCT 010	408	247
0191 NEW LENOX PCT 011	438	207
0192 NEW LENOX PCT 012	362	158
0193 NEW LENOX PCT 013	381	209
0194 NEW LENOX PCT 014	501	255
0195 NEW LENOX PCT 015	410	212
0196 NEW LENOX PCT 016	433	217
0197 NEW LENOX PCT 017	468	192
0198 NEW LENOX PCT 018	376	170
0199 NEW LENOX PCT 019	413	208
0200 NEW LENOX PCT 020	518	258
0201 PEOTONE PCT 001	448	244
0202 PEOTONE PCT 002	459	232
0203 PLAINFIELD PCT 001	402	115
0204 PLAINFIELD PCT 002	351	134
0205 PLAINFIELD PCT 003	377	176
0206 PLAINFIELD PCT 004	193	52
0207 PLAINFIELD PCT 005	366	127
0208 PLAINFIELD PCT 006	394	97
0209 PLAINFIELD PCT 007	359	88
0210 PLAINFIELD PCT 008	454	149
0211 PLAINFIELD PCT 009	441	173
0212 PLAINFIELD PCT 010	372	150
0213 PLAINFIELD PCT 011	177	38
0214 PLAINFIELD PCT 012	338	106
0215 PLAINFIELD PCT 013	497	190
0216 PLAINFIELD PCT 014	428	136
0217 PLAINFIELD PCT 015	421	183
0218 PLAINFIELD PCT 016	455	175
0219 PLAINFIELD PCT 017	334	125
0220 PLAINFIELD PCT 018	398	127

VOTES PERCENT

12TH JUDICIAL CIRCUIT DISTRICT RETAIN SARAH JONES

Vote for not more than 1

01 = YES

119,825 71.25

02 = NO

48,342 28.75

(CONTINUED FROM PREVIOUS PAGE)

01 02

0221 PLAINFIELD PCT 019	320	88
0222 PLAINFIELD PCT 020	391	111
0223 PLAINFIELD PCT 021	382	140
0224 PLAINFIELD PCT 022	316	143
0225 PLAINFIELD PCT 023	356	132
0226 PLAINFIELD PCT 024	446	143
0227 PLAINFIELD PCT 025	361	99
0228 PLAINFIELD PCT 026	296	73
0229 PLAINFIELD PCT 027	393	121
0230 PLAINFIELD PCT 028	358	106
0231 PLAINFIELD PCT 029	355	111
0232 PLAINFIELD PCT 030	388	113
0233 PLAINFIELD PCT 031	350	157
0234 PLAINFIELD PCT 032	349	123
0235 PLAINFIELD PCT 033	448	163
0236 PLAINFIELD PCT 034	313	87
0237 PLAINFIELD PCT 035	371	91
0238 PLAINFIELD PCT 036	362	134
0239 REED PCT 001	432	147
0240 REED PCT 002	442	165
0241 REED PCT 003	433	135
0242 TROY PCT 001	364	97
0243 TROY PCT 002	370	87
0244 TROY PCT 003	337	156
0245 TROY PCT 004	418	133
0246 TROY PCT 005	432	149
0247 TROY PCT 006	270	80
0248 TROY PCT 007	439	154
0249 TROY PCT 008	478	156
0250 TROY PCT 009	438	173
0251 TROY PCT 010	488	189
0252 TROY PCT 011	615	239
0253 TROY PCT 012	459	183
0254 TROY PCT 013	608	279
0255 TROY PCT 014	476	191
0256 TROY PCT 015	484	249
0257 TROY PCT 016	541	151
0258 TROY PCT 017	538	208
0259 TROY PCT 018	342	110
0260 TROY PCT 019	331	95
0261 TROY PCT 020	520	150
0262 TROY PCT 021	390	178
0263 TROY PCT 022	251	111
0264 TROY PCT 023	421	175
0265 WASHINGTON PCT 001	359	209
0266 WASHINGTON PCT 002	376	236
0267 WASHINGTON PCT 003	353	186
0268 WESLEY PCT 001	442	214
0269 WHEATLAND PCT 001	2012	671
0270 WHEATLAND PCT 002	486	244
0271 WHEATLAND PCT 003	379	142
0272 WHEATLAND PCT 004	440	149
0273 WHEATLAND PCT 005	424	180
0274 WHEATLAND PCT 006	361	191
0275 WHEATLAND PCT 007	371	222

VOTES PERCENT

12TH JUDICIAL CIRCUIT DISTRICT RETAIN SARAH JONES

Vote for not more than 1

01 = YES	119,825	71.25
02 = NO	48,342	28.75

(CONTINUED FROM PREVIOUS PAGE)

	01	02
0276 WHEATLAND PCT 008	390	181
0277 WHEATLAND PCT 009	473	233
0278 WHEATLAND PCT 010	396	175
0279 WHEATLAND PCT 011	394	129
0280 WHEATLAND PCT 012	359	110
0281 WHEATLAND PCT 013	357	145
0282 WHEATLAND PCT 014	518	114
0283 WHEATLAND PCT 015	362	174
0284 WHEATLAND PCT 016	408	204
0285 WHEATLAND PCT 017	432	161
0286 WHEATLAND PCT 018	436	183
0287 WHEATLAND PCT 019	351	149
0288 WHEATLAND PCT 020	327	186
0289 WHEATLAND PCT 021	377	133
0290 WHEATLAND PCT 022	378	133
0291 WHEATLAND PCT 023	392	155
0292 WHEATLAND PCT 024	357	150
0293 WHEATLAND PCT 025	458	157
0294 WHEATLAND PCT 026	505	331
0295 WHEATLAND PCT 027	447	96
0296 WHEATLAND PCT 028	471	177
0297 WHEATLAND PCT 029	531	177
0298 WHEATLAND PCT 030	422	208
0299 WILL PCT 001	291	218
0300 WILMINGTON PCT 001	382	145
0301 WILMINGTON PCT 002	375	156
0302 WILMINGTON PCT 003	439	166
0303 WILTON PCT 001	213	112

12TH JUDICIAL CIRCUIT DISTRICT RETAIN JEFF ALLEN
 Vote for not more than 1

VOTES PERCENT

01 = YES
 02 = NO

126,308 75.36
 41,288 24.64

 01 02

0001 CHANNAHON PCT 001	461	130
0002 CHANNAHON PCT 002	562	175
0003 CHANNAHON PCT 003	506	130
0004 CHANNAHON PCT 004	492	141
0005 CHANNAHON PCT 005	383	149
0006 CRETE PCT 001	390	142
0007 CRETE PCT 002	363	89
0008 CRETE PCT 003	319	115
0009 CRETE PCT 004	413	166
0010 CRETE PCT 005	442	127
0011 CRETE PCT 006	412	175
0012 CRETE PCT 007	436	133
0013 CRETE PCT 008	411	163
0014 CRETE PCT 009	371	130
0015 CRETE PCT 010	286	134
0016 CRETE PCT 011	359	146
0017 CRETE PCT 012	352	172
0018 CUSTER PCT 001	380	134
0019 DU PAGE PCT 001	487	139
0020 DU PAGE PCT 002	483	135
0021 DU PAGE PCT 003	524	146
0022 DU PAGE PCT 004	354	112
0023 DU PAGE PCT 005	394	94
0024 DU PAGE PCT 006	422	94
0025 DU PAGE PCT 007	485	125
0026 DU PAGE PCT 008	433	117
0027 DU PAGE PCT 009	340	105
0028 DU PAGE PCT 010	438	111
0029 DU PAGE PCT 011	405	107
0030 DU PAGE PCT 012	399	107
0031 DU PAGE PCT 013	453	93
0032 DU PAGE PCT 014	421	119
0033 DU PAGE PCT 015	421	87
0034 DU PAGE PCT 016	442	137
0035 DU PAGE PCT 017	432	119
0036 DU PAGE PCT 018	442	91
0037 DU PAGE PCT 019	394	110
0038 DU PAGE PCT 020	367	83
0039 DU PAGE PCT 021	408	116
0040 DU PAGE PCT 022	434	114
0041 DU PAGE PCT 023	357	84
0042 DU PAGE PCT 024	312	83
0043 DU PAGE PCT 025	409	94
0044 DU PAGE PCT 026	312	107
0045 DU PAGE PCT 027	421	97
0046 DU PAGE PCT 028	390	87
0047 DU PAGE PCT 029	416	79
0048 DU PAGE PCT 030	350	76
0049 DU PAGE PCT 031	365	97
0050 DU PAGE PCT 032	478	93
0051 DU PAGE PCT 033	408	138
0052 DU PAGE PCT 034	481	164
0053 DU PAGE PCT 035	208	42
0054 DU PAGE PCT 036	433	151
0055 DU PAGE PCT 037	357	87

City of Aurora results have been added to WHEATLAND PCT 001

For City of Aurora's precinct breakdown – refer to that section of this book

	VOTES	PERCENT
12TH JUDICIAL CIRCUIT DISTRICT RETAIN JEFF ALLEN		
Vote for not more than 1		
01 = YES	126,308	75.36
02 = NO	41,288	24.64

(CONTINUED FROM PREVIOUS PAGE)	01	02
0056 FLORENCE PCT 001	208	80
0057 FRANKFORT PCT 001	447	172
0058 FRANKFORT PCT 002	445	206
0059 FRANKFORT PCT 003	398	170
0060 FRANKFORT PCT 004	344	180
0061 FRANKFORT PCT 005	377	153
0062 FRANKFORT PCT 006	399	166
0063 FRANKFORT PCT 007	422	160
0064 FRANKFORT PCT 008	425	139
0065 FRANKFORT PCT 009	416	175
0066 FRANKFORT PCT 010	445	143
0067 FRANKFORT PCT 011	397	156
0068 FRANKFORT PCT 012	426	154
0069 FRANKFORT PCT 013	386	120
0070 FRANKFORT PCT 014	366	129
0071 FRANKFORT PCT 015	360	152
0072 FRANKFORT PCT 016	430	162
0073 FRANKFORT PCT 017	564	218
0074 FRANKFORT PCT 018	463	168
0075 FRANKFORT PCT 019	368	151
0076 FRANKFORT PCT 020	427	177
0077 FRANKFORT PCT 021	424	166
0078 FRANKFORT PCT 022	477	169
0079 FRANKFORT PCT 023	412	156
0080 FRANKFORT PCT 024	398	150
0081 FRANKFORT PCT 025	461	174
0082 FRANKFORT PCT 026	469	165
0083 FRANKFORT PCT 027	369	143
0084 FRANKFORT PCT 028	468	186
0085 FRANKFORT PCT 029	541	191
0086 GREEN GARDEN PCT 001	372	237
0087 GREEN GARDEN PCT 002	384	242
0088 HOMER PCT 001	388	132
0089 HOMER PCT 002	463	224
0090 HOMER PCT 003	394	185
0091 HOMER PCT 004	462	213
0092 HOMER PCT 005	348	132
0093 HOMER PCT 006	409	189
0094 HOMER PCT 007	401	177
0095 HOMER PCT 008	344	168
0096 HOMER PCT 009	358	145
0097 HOMER PCT 010	415	177
0098 HOMER PCT 011	365	162
0099 HOMER PCT 012	425	223
0100 HOMER PCT 013	359	163
0101 HOMER PCT 014	559	225
0102 HOMER PCT 015	488	178
0103 HOMER PCT 016	357	166
0104 HOMER PCT 017	430	237
0105 HOMER PCT 018	513	149
0106 JACKSON PCT 001	539	150
0107 JACKSON PCT 002	517	167
0108 JOLIET PCT 001	435	105
0109 JOLIET PCT 002	369	81
0110 JOLIET PCT 003	310	70

VOTES PERCENT

12TH JUDICIAL CIRCUIT DISTRICT RETAIN JEFF ALLEN

Vote for not more than 1

01 = YES	126,308	75.36
02 = NO	41,288	24.64

(CONTINUED FROM PREVIOUS PAGE)

	01	02
0111 JOLIET PCT 004	372	89
0112 JOLIET PCT 005	290	80
0113 JOLIET PCT 006	315	79
0114 JOLIET PCT 007	318	89
0115 JOLIET PCT 008	397	90
0116 JOLIET PCT 009	317	101
0117 JOLIET PCT 010	383	109
0118 JOLIET PCT 011	347	101
0119 JOLIET PCT 012	288	68
0120 JOLIET PCT 013	267	56
0121 JOLIET PCT 014	259	80
0122 JOLIET PCT 015	275	71
0123 JOLIET PCT 016	398	88
0124 JOLIET PCT 017	524	120
0125 JOLIET PCT 018	580	144
0126 JOLIET PCT 019	420	108
0127 JOLIET PCT 020	409	86
0128 JOLIET PCT 021	552	110
0129 JOLIET PCT 022	376	103
0130 JOLIET PCT 023	290	94
0131 JOLIET PCT 024	295	76
0132 JOLIET PCT 025	404	93
0133 JOLIET PCT 026	368	81
0134 JOLIET PCT 027	131	44
0135 JOLIET PCT 028	305	65
0136 JOLIET PCT 029	327	88
0137 JOLIET PCT 030	344	87
0138 JOLIET PCT 031	323	86
0139 JOLIET PCT 032	303	74
0140 JOLIET PCT 033	302	84
0141 JOLIET PCT 034	403	72
0142 JOLIET PCT 035	462	89
0143 JOLIET PCT 036	387	85
0144 JOLIET PCT 037	385	103
0145 LOCKPORT PCT 001	877	273
0146 LOCKPORT PCT 002	397	135
0147 LOCKPORT PCT 003	369	105
0148 LOCKPORT PCT 004	330	94
0149 LOCKPORT PCT 005	408	177
0150 LOCKPORT PCT 006	384	89
0151 LOCKPORT PCT 007	420	112
0152 LOCKPORT PCT 008	357	66
0153 LOCKPORT PCT 009	692	231
0154 LOCKPORT PCT 010	397	142
0155 LOCKPORT PCT 011	417	137
0156 LOCKPORT PCT 012	387	123
0157 LOCKPORT PCT 013	909	314
0158 LOCKPORT PCT 014	422	123
0159 LOCKPORT PCT 015	308	91
0160 LOCKPORT PCT 016	451	127
0161 LOCKPORT PCT 017	530	145
0162 LOCKPORT PCT 018	382	139
0163 LOCKPORT PCT 019	439	156
0164 LOCKPORT PCT 020	374	108
0165 LOCKPORT PCT 021	370	107

VOTES PERCENT

12TH JUDICIAL CIRCUIT DISTRICT RETAIN JEFF ALLEN

Vote for not more than 1

01 = YES

126,308 75.36

02 = NO

41,288 24.64

(CONTINUED FROM PREVIOUS PAGE)

	01	02
0166 LOCKPORT PCT 022	338	114
0167 LOCKPORT PCT 023	279	83
0168 LOCKPORT PCT 024	293	56
0169 MANHATTAN PCT 001	401	156
0170 MANHATTAN PCT 002	515	159
0171 MANHATTAN PCT 003	516	239
0172 MANHATTAN PCT 004	377	141
0173 MONEE PCT 001	375	88
0174 MONEE PCT 002	419	85
0175 MONEE PCT 003	352	171
0176 MONEE PCT 004	467	171
0177 MONEE PCT 005	363	69
0178 MONEE PCT 006	275	69
0179 MONEE PCT 007	377	85
0180 MONEE PCT 008	307	157
0181 NEW LENOX PCT 001	373	107
0182 NEW LENOX PCT 002	403	189
0183 NEW LENOX PCT 003	352	142
0184 NEW LENOX PCT 004	402	119
0185 NEW LENOX PCT 005	440	155
0186 NEW LENOX PCT 006	419	184
0187 NEW LENOX PCT 007	520	239
0188 NEW LENOX PCT 008	488	205
0189 NEW LENOX PCT 009	489	179
0190 NEW LENOX PCT 010	455	189
0191 NEW LENOX PCT 011	456	182
0192 NEW LENOX PCT 012	371	143
0193 NEW LENOX PCT 013	424	167
0194 NEW LENOX PCT 014	536	217
0195 NEW LENOX PCT 015	431	186
0196 NEW LENOX PCT 016	463	184
0197 NEW LENOX PCT 017	490	167
0198 NEW LENOX PCT 018	391	154
0199 NEW LENOX PCT 019	434	183
0200 NEW LENOX PCT 020	558	215
0201 PEOTONE PCT 001	484	207
0202 PEOTONE PCT 002	473	214
0203 PLAINFIELD PCT 001	396	118
0204 PLAINFIELD PCT 002	355	128
0205 PLAINFIELD PCT 003	425	121
0206 PLAINFIELD PCT 004	190	55
0207 PLAINFIELD PCT 005	358	133
0208 PLAINFIELD PCT 006	377	111
0209 PLAINFIELD PCT 007	353	90
0210 PLAINFIELD PCT 008	458	145
0211 PLAINFIELD PCT 009	467	148
0212 PLAINFIELD PCT 010	391	130
0213 PLAINFIELD PCT 011	172	42
0214 PLAINFIELD PCT 012	342	94
0215 PLAINFIELD PCT 013	521	161
0216 PLAINFIELD PCT 014	452	116
0217 PLAINFIELD PCT 015	441	161
0218 PLAINFIELD PCT 016	485	148
0219 PLAINFIELD PCT 017	346	108
0220 PLAINFIELD PCT 018	409	109

VOTES PERCENT

12TH JUDICIAL CIRCUIT DISTRICT RETAIN JEFF ALLEN

Vote for not more than 1

01 = YES	126,308	75.36
02 = NO	41,288	24.64

(CONTINUED FROM PREVIOUS PAGE)

	01	02
0221 PLAINFIELD PCT 019	326	80
0222 PLAINFIELD PCT 020	405	100
0223 PLAINFIELD PCT 021	395	124
0224 PLAINFIELD PCT 022	362	102
0225 PLAINFIELD PCT 023	361	117
0226 PLAINFIELD PCT 024	486	108
0227 PLAINFIELD PCT 025	353	107
0228 PLAINFIELD PCT 026	294	72
0229 PLAINFIELD PCT 027	385	120
0230 PLAINFIELD PCT 028	359	104
0231 PLAINFIELD PCT 029	374	90
0232 PLAINFIELD PCT 030	393	105
0233 PLAINFIELD PCT 031	366	140
0234 PLAINFIELD PCT 032	349	115
0235 PLAINFIELD PCT 033	474	137
0236 PLAINFIELD PCT 034	323	76
0237 PLAINFIELD PCT 035	373	80
0238 PLAINFIELD PCT 036	392	104
0239 REED PCT 001	451	128
0240 REED PCT 002	454	154
0241 REED PCT 003	449	119
0242 TROY PCT 001	360	104
0243 TROY PCT 002	366	89
0244 TROY PCT 003	348	140
0245 TROY PCT 004	439	111
0246 TROY PCT 005	464	116
0247 TROY PCT 006	263	88
0248 TROY PCT 007	462	135
0249 TROY PCT 008	504	129
0250 TROY PCT 009	458	161
0251 TROY PCT 010	534	147
0252 TROY PCT 011	679	193
0253 TROY PCT 012	514	143
0254 TROY PCT 013	666	213
0255 TROY PCT 014	527	149
0256 TROY PCT 015	552	186
0257 TROY PCT 016	565	128
0258 TROY PCT 017	579	167
0259 TROY PCT 018	354	98
0260 TROY PCT 019	340	91
0261 TROY PCT 020	542	134
0262 TROY PCT 021	431	132
0263 TROY PCT 022	273	92
0264 TROY PCT 023	439	155
0265 WASHINGTON PCT 001	387	182
0266 WASHINGTON PCT 002	401	206
0267 WASHINGTON PCT 003	369	169
0268 WESLEY PCT 001	461	194
0269 WHEATLAND PCT 001	2043	631
0270 WHEATLAND PCT 002	542	187
0271 WHEATLAND PCT 003	415	100
0272 WHEATLAND PCT 004	432	146
0273 WHEATLAND PCT 005	451	150
0274 WHEATLAND PCT 006	392	155
0275 WHEATLAND PCT 007	410	186

	VOTES	PERCENT
12TH JUDICIAL CIRCUIT DISTRICT RETAIN JEFF ALLEN		
Vote for not more than 1		
01 = YES	126,308	75.36
02 = NO	41,288	24.64

(CONTINUED FROM PREVIOUS PAGE)	01	02
0276 WHEATLAND PCT 008	429	136
0277 WHEATLAND PCT 009	500	201
0278 WHEATLAND PCT 010	432	129
0279 WHEATLAND PCT 011	404	112
0280 WHEATLAND PCT 012	368	98
0281 WHEATLAND PCT 013	360	136
0282 WHEATLAND PCT 014	530	94
0283 WHEATLAND PCT 015	376	156
0284 WHEATLAND PCT 016	413	193
0285 WHEATLAND PCT 017	452	138
0286 WHEATLAND PCT 018	459	161
0287 WHEATLAND PCT 019	352	141
0288 WHEATLAND PCT 020	341	168
0289 WHEATLAND PCT 021	376	131
0290 WHEATLAND PCT 022	401	105
0291 WHEATLAND PCT 023	400	147
0292 WHEATLAND PCT 024	372	133
0293 WHEATLAND PCT 025	476	134
0294 WHEATLAND PCT 026	564	270
0295 WHEATLAND PCT 027	450	91
0296 WHEATLAND PCT 028	520	129
0297 WHEATLAND PCT 029	538	163
0298 WHEATLAND PCT 030	438	189
0299 WILL PCT 001	313	191
0300 WILMINGTON PCT 001	388	137
0301 WILMINGTON PCT 002	382	155
0302 WILMINGTON PCT 003	444	163
0303 WILTON PCT 001	215	104

	VOTES	PERCENT
12TH JUDICIAL CIRCUIT DISTRICT RETAIN PAULA A. GOMORA		
Vote for not more than 1		
01 = YES	125,046	74.37
02 = NO	43,100	25.63

	01	02
0001 CHANNAHON PCT 001	445	145
0002 CHANNAHON PCT 002	536	198
0003 CHANNAHON PCT 003	490	156
0004 CHANNAHON PCT 004	480	156
0005 CHANNAHON PCT 005	372	161
0006 CRETE PCT 001	388	146
0007 CRETE PCT 002	361	92
0008 CRETE PCT 003	323	116
0009 CRETE PCT 004	415	172
0010 CRETE PCT 005	438	127
0011 CRETE PCT 006	403	191
0012 CRETE PCT 007	416	150
0013 CRETE PCT 008	419	160
0014 CRETE PCT 009	382	122
0015 CRETE PCT 010	293	133
0016 CRETE PCT 011	349	158
0017 CRETE PCT 012	351	178
0018 CUSTER PCT 001	367	146
0019 DU PAGE PCT 001	506	123
0020 DU PAGE PCT 002	485	137
0021 DU PAGE PCT 003	521	149
0022 DU PAGE PCT 004	368	101
0023 DU PAGE PCT 005	398	95
0024 DU PAGE PCT 006	419	104
0025 DU PAGE PCT 007	488	126
0026 DU PAGE PCT 008	440	111
0027 DU PAGE PCT 009	346	102
0028 DU PAGE PCT 010	435	117
0029 DU PAGE PCT 011	417	97
0030 DU PAGE PCT 012	397	109
0031 DU PAGE PCT 013	454	97
0032 DU PAGE PCT 014	435	111
0033 DU PAGE PCT 015	425	85
0034 DU PAGE PCT 016	457	122
0035 DU PAGE PCT 017	444	110
0036 DU PAGE PCT 018	445	93
0037 DU PAGE PCT 019	402	108
0038 DU PAGE PCT 020	371	81
0039 DU PAGE PCT 021	419	111
0040 DU PAGE PCT 022	434	119
0041 DU PAGE PCT 023	359	83
0042 DU PAGE PCT 024	311	87
0043 DU PAGE PCT 025	407	96
0044 DU PAGE PCT 026	322	101
0045 DU PAGE PCT 027	419	97
0046 DU PAGE PCT 028	387	89
0047 DU PAGE PCT 029	427	71
0048 DU PAGE PCT 030	358	74
0049 DU PAGE PCT 031	369	98
0050 DU PAGE PCT 032	474	97
0051 DU PAGE PCT 033	413	137
0052 DU PAGE PCT 034	479	183
0053 DU PAGE PCT 035	208	46
0054 DU PAGE PCT 036	432	155
0055 DU PAGE PCT 037	354	95

City of Aurora results have been added to WHEATLAND PCT 001

For City of Aurora's precinct breakdown – refer to that section of this book

VOTES PERCENT

12TH JUDICIAL CIRCUIT DISTRICT RETAIN PAULA A. GOMORA

Vote for not more than 1

01 = YES	125,046	74.37
02 = NO	43,100	25.63

(CONTINUED FROM PREVIOUS PAGE)

	01	02
0056 FLORENCE PCT 001	202	84
0057 FRANKFORT PCT 001	435	184
0058 FRANKFORT PCT 002	439	217
0059 FRANKFORT PCT 003	399	166
0060 FRANKFORT PCT 004	338	184
0061 FRANKFORT PCT 005	354	175
0062 FRANKFORT PCT 006	393	175
0063 FRANKFORT PCT 007	410	167
0064 FRANKFORT PCT 008	409	158
0065 FRANKFORT PCT 009	409	181
0066 FRANKFORT PCT 010	453	135
0067 FRANKFORT PCT 011	380	170
0068 FRANKFORT PCT 012	405	179
0069 FRANKFORT PCT 013	369	130
0070 FRANKFORT PCT 014	371	133
0071 FRANKFORT PCT 015	360	155
0072 FRANKFORT PCT 016	408	182
0073 FRANKFORT PCT 017	540	255
0074 FRANKFORT PCT 018	449	189
0075 FRANKFORT PCT 019	377	144
0076 FRANKFORT PCT 020	423	184
0077 FRANKFORT PCT 021	401	200
0078 FRANKFORT PCT 022	460	186
0079 FRANKFORT PCT 023	421	149
0080 FRANKFORT PCT 024	396	157
0081 FRANKFORT PCT 025	444	195
0082 FRANKFORT PCT 026	457	177
0083 FRANKFORT PCT 027	364	148
0084 FRANKFORT PCT 028	465	191
0085 FRANKFORT PCT 029	530	209
0086 GREEN GARDEN PCT 001	379	234
0087 GREEN GARDEN PCT 002	394	237
0088 HOMER PCT 001	378	140
0089 HOMER PCT 002	470	224
0090 HOMER PCT 003	402	181
0091 HOMER PCT 004	461	213
0092 HOMER PCT 005	350	133
0093 HOMER PCT 006	406	190
0094 HOMER PCT 007	407	174
0095 HOMER PCT 008	341	168
0096 HOMER PCT 009	359	143
0097 HOMER PCT 010	400	193
0098 HOMER PCT 011	370	161
0099 HOMER PCT 012	439	210
0100 HOMER PCT 013	355	167
0101 HOMER PCT 014	560	228
0102 HOMER PCT 015	492	182
0103 HOMER PCT 016	358	171
0104 HOMER PCT 017	424	245
0105 HOMER PCT 018	509	151
0106 JACKSON PCT 001	516	171
0107 JACKSON PCT 002	503	185
0108 JOLIET PCT 001	436	99
0109 JOLIET PCT 002	356	96
0110 JOLIET PCT 003	298	80

VOTES PERCENT

12TH JUDICIAL CIRCUIT DISTRICT RETAIN PAULA A. GOMORA

Vote for not more than 1

01 = YES	125,046	74.37
02 = NO	43,100	25.63

(CONTINUED FROM PREVIOUS PAGE)

 01 02

0111 JOLIET PCT 004	357	110
0112 JOLIET PCT 005	293	79
0113 JOLIET PCT 006	317	72
0114 JOLIET PCT 007	313	98
0115 JOLIET PCT 008	386	96
0116 JOLIET PCT 009	316	100
0117 JOLIET PCT 010	382	110
0118 JOLIET PCT 011	331	114
0119 JOLIET PCT 012	293	64
0120 JOLIET PCT 013	275	51
0121 JOLIET PCT 014	270	67
0122 JOLIET PCT 015	265	79
0123 JOLIET PCT 016	395	89
0124 JOLIET PCT 017	491	139
0125 JOLIET PCT 018	533	172
0126 JOLIET PCT 019	383	145
0127 JOLIET PCT 020	377	114
0128 JOLIET PCT 021	512	152
0129 JOLIET PCT 022	365	111
0130 JOLIET PCT 023	285	99
0131 JOLIET PCT 024	291	76
0132 JOLIET PCT 025	400	105
0133 JOLIET PCT 026	345	101
0134 JOLIET PCT 027	133	42
0135 JOLIET PCT 028	293	72
0136 JOLIET PCT 029	313	98
0137 JOLIET PCT 030	340	94
0138 JOLIET PCT 031	315	90
0139 JOLIET PCT 032	301	69
0140 JOLIET PCT 033	283	103
0141 JOLIET PCT 034	388	79
0142 JOLIET PCT 035	452	99
0143 JOLIET PCT 036	385	90
0144 JOLIET PCT 037	375	106
0145 LOCKPORT PCT 001	865	287
0146 LOCKPORT PCT 002	410	127
0147 LOCKPORT PCT 003	382	96
0148 LOCKPORT PCT 004	334	97
0149 LOCKPORT PCT 005	403	185
0150 LOCKPORT PCT 006	384	90
0151 LOCKPORT PCT 007	431	101
0152 LOCKPORT PCT 008	368	59
0153 LOCKPORT PCT 009	707	221
0154 LOCKPORT PCT 010	391	147
0155 LOCKPORT PCT 011	409	151
0156 LOCKPORT PCT 012	376	137
0157 LOCKPORT PCT 013	909	320
0158 LOCKPORT PCT 014	419	132
0159 LOCKPORT PCT 015	311	89
0160 LOCKPORT PCT 016	451	128
0161 LOCKPORT PCT 017	507	170
0162 LOCKPORT PCT 018	376	151
0163 LOCKPORT PCT 019	447	151
0164 LOCKPORT PCT 020	364	122
0165 LOCKPORT PCT 021	368	111

VOTES PERCENT

12TH JUDICIAL CIRCUIT DISTRICT RETAIN PAULA A. GOMORA

Vote for not more than 1

01 = YES	125,046	74.37
02 = NO	43,100	25.63

(CONTINUED FROM PREVIOUS PAGE)

 01 02

0166 LOCKPORT PCT 022	341	113
0167 LOCKPORT PCT 023	278	86
0168 LOCKPORT PCT 024	291	64
0169 MANHATTAN PCT 001	381	176
0170 MANHATTAN PCT 002	504	180
0171 MANHATTAN PCT 003	506	256
0172 MANHATTAN PCT 004	371	153
0173 MONEE PCT 001	359	103
0174 MONEE PCT 002	422	84
0175 MONEE PCT 003	354	168
0176 MONEE PCT 004	469	164
0177 MONEE PCT 005	370	65
0178 MONEE PCT 006	278	65
0179 MONEE PCT 007	384	82
0180 MONEE PCT 008	305	164
0181 NEW LENOX PCT 001	368	117
0182 NEW LENOX PCT 002	402	192
0183 NEW LENOX PCT 003	343	152
0184 NEW LENOX PCT 004	400	123
0185 NEW LENOX PCT 005	438	154
0186 NEW LENOX PCT 006	413	189
0187 NEW LENOX PCT 007	501	260
0188 NEW LENOX PCT 008	477	218
0189 NEW LENOX PCT 009	494	171
0190 NEW LENOX PCT 010	456	188
0191 NEW LENOX PCT 011	445	192
0192 NEW LENOX PCT 012	366	149
0193 NEW LENOX PCT 013	423	170
0194 NEW LENOX PCT 014	536	217
0195 NEW LENOX PCT 015	426	193
0196 NEW LENOX PCT 016	448	199
0197 NEW LENOX PCT 017	480	175
0198 NEW LENOX PCT 018	385	159
0199 NEW LENOX PCT 019	441	176
0200 NEW LENOX PCT 020	544	233
0201 PEOTONE PCT 001	484	206
0202 PEOTONE PCT 002	477	215
0203 PLAINFIELD PCT 001	407	111
0204 PLAINFIELD PCT 002	359	126
0205 PLAINFIELD PCT 003	400	157
0206 PLAINFIELD PCT 004	201	46
0207 PLAINFIELD PCT 005	358	133
0208 PLAINFIELD PCT 006	391	99
0209 PLAINFIELD PCT 007	353	94
0210 PLAINFIELD PCT 008	463	141
0211 PLAINFIELD PCT 009	459	156
0212 PLAINFIELD PCT 010	392	133
0213 PLAINFIELD PCT 011	179	37
0214 PLAINFIELD PCT 012	341	101
0215 PLAINFIELD PCT 013	527	165
0216 PLAINFIELD PCT 014	444	124
0217 PLAINFIELD PCT 015	437	165
0218 PLAINFIELD PCT 016	475	158
0219 PLAINFIELD PCT 017	345	112
0220 PLAINFIELD PCT 018	407	110

	VOTES	PERCENT
12TH JUDICIAL CIRCUIT DISTRICT RETAIN PAULA A. GOMORA		
Vote for not more than 1		
01 = YES	125,046	74.37
02 = NO	43,100	25.63

(CONTINUED FROM PREVIOUS PAGE)	01	02
0221 PLAINFIELD PCT 019	327	80
0222 PLAINFIELD PCT 020	396	110
0223 PLAINFIELD PCT 021	384	139
0224 PLAINFIELD PCT 022	345	119
0225 PLAINFIELD PCT 023	357	128
0226 PLAINFIELD PCT 024	486	115
0227 PLAINFIELD PCT 025	351	109
0228 PLAINFIELD PCT 026	290	81
0229 PLAINFIELD PCT 027	390	116
0230 PLAINFIELD PCT 028	368	97
0231 PLAINFIELD PCT 029	367	100
0232 PLAINFIELD PCT 030	396	111
0233 PLAINFIELD PCT 031	367	143
0234 PLAINFIELD PCT 032	352	116
0235 PLAINFIELD PCT 033	441	169
0236 PLAINFIELD PCT 034	316	84
0237 PLAINFIELD PCT 035	370	87
0238 PLAINFIELD PCT 036	393	106
0239 REED PCT 001	437	143
0240 REED PCT 002	446	155
0241 REED PCT 003	438	136
0242 TROY PCT 001	362	100
0243 TROY PCT 002	360	94
0244 TROY PCT 003	330	160
0245 TROY PCT 004	416	137
0246 TROY PCT 005	446	140
0247 TROY PCT 006	265	90
0248 TROY PCT 007	453	145
0249 TROY PCT 008	475	156
0250 TROY PCT 009	436	181
0251 TROY PCT 010	512	163
0252 TROY PCT 011	678	187
0253 TROY PCT 012	488	155
0254 TROY PCT 013	654	229
0255 TROY PCT 014	506	164
0256 TROY PCT 015	498	239
0257 TROY PCT 016	545	152
0258 TROY PCT 017	567	184
0259 TROY PCT 018	349	107
0260 TROY PCT 019	329	101
0261 TROY PCT 020	529	149
0262 TROY PCT 021	420	150
0263 TROY PCT 022	254	111
0264 TROY PCT 023	430	161
0265 WASHINGTON PCT 001	377	190
0266 WASHINGTON PCT 002	400	210
0267 WASHINGTON PCT 003	363	178
0268 WESLEY PCT 001	444	207
0269 WHEATLAND PCT 001	2073	612
0270 WHEATLAND PCT 002	549	179
0271 WHEATLAND PCT 003	411	106
0272 WHEATLAND PCT 004	445	136
0273 WHEATLAND PCT 005	466	141
0274 WHEATLAND PCT 006	402	149
0275 WHEATLAND PCT 007	407	191

	VOTES	PERCENT
12TH JUDICIAL CIRCUIT DISTRICT RETAIN PAULA A. GOMORA		
Vote for not more than 1		
01 = YES	125,046	74.37
02 = NO	43,100	25.63

(CONTINUED FROM PREVIOUS PAGE)	01	02
0276 WHEATLAND PCT 008	428	141
0277 WHEATLAND PCT 009	509	198
0278 WHEATLAND PCT 010	442	126
0279 WHEATLAND PCT 011	407	117
0280 WHEATLAND PCT 012	370	103
0281 WHEATLAND PCT 013	377	123
0282 WHEATLAND PCT 014	535	93
0283 WHEATLAND PCT 015	374	160
0284 WHEATLAND PCT 016	410	197
0285 WHEATLAND PCT 017	451	139
0286 WHEATLAND PCT 018	458	168
0287 WHEATLAND PCT 019	359	136
0288 WHEATLAND PCT 020	338	172
0289 WHEATLAND PCT 021	396	117
0290 WHEATLAND PCT 022	401	112
0291 WHEATLAND PCT 023	402	147
0292 WHEATLAND PCT 024	374	134
0293 WHEATLAND PCT 025	470	140
0294 WHEATLAND PCT 026	543	295
0295 WHEATLAND PCT 027	451	90
0296 WHEATLAND PCT 028	478	170
0297 WHEATLAND PCT 029	537	166
0298 WHEATLAND PCT 030	433	198
0299 WILL PCT 001	294	213
0300 WILMINGTON PCT 001	381	147
0301 WILMINGTON PCT 002	390	156
0302 WILMINGTON PCT 003	430	174
0303 WILTON PCT 001	212	115



Nancy Schultz Voots

W I L L C O U N T Y C L E R K



NONPARTISAN CANDIDATES

**EAST JOLIET &
LOCKPORT HEIGHTS
SANITARY DISTRICTS**

01 = BALLOTS CAST

VOTES PERCENT

288

EAST JOLIET SANITARY DISTRICT TRUSTEE

Vote for not more than 3

02 = Jerry D. Ross *

03 = Ed King *

04 = No Candidate Filed

VOTES PERCENT

195 54.78


161 45.22

0

	01	02	03	04
0114 JOLIET PCT 007	79	55	46	0
0122 JOLIET PCT 015	91	56	55	0
0123 JOLIET PCT 016	118	84	60	0

I, the undersigned do hereby certify that on November 25, 2014, I canvassed the returns of an election held on November 4, 2014 for EAST JOLIET SANITARY DISTRICT and I proclaim that a total of **288** voters requested and received ballots and I do further certify the number of votes received for each candidate for this office, and the winners are denoted with an asterisk next to his or her name.

I further certify that the above is a true and complete Abstract of Votes and was prepared in my presence on November 25, 2014.


Nancy Schultz Voots, County Clerk
The County of Will, Illinois

01 = BALLOTS CAST

VOTES PERCENT

239

LOCKPORT HEIGHTS SANITARY DISTRICT TRUSTEE

Vote for not more than 2

02 = James A. Gorecki *

03 = Roy A. Adcock *

VOTES PERCENT


164 57.75

120 42.25

	01	02	03
0088 HOMER PCT 001	238	163	120
0149 LOCKPORT PCT 005	1	1	0

I, the undersigned do hereby certify that on November 25, 2014, I canvassed the returns of an election held on November 4, 2014 for LOCKPORT HEIGHTS SANITARY DISTRICT and I proclaim that a total of 239 voters requested and received ballots and I do further certify the number of votes received for each candidate for this office, and the winners are denoted with an asterisk next to his or her name.

I further certify that the above is a true and complete Abstract of Votes and was prepared in my presence on November 25, 2014.


Nancy Schultz Voots, County Clerk
The County of Will, Illinois



Nancy Schultz Voots

W I L L C O U N T Y C L E R K

A stylized, semi-transparent American flag is positioned in the background, with the stars on the left and the stripes on the right, set against a blue gradient.

MISCELLANEOUS REFERENDA

01 = BALLOTS CAST

VOTES PERCENT

1,827

CITY OF BRAIDWOOD REFERENDUM

Vote for not more than 1

02 = YES

03 = NO

VOTES PERCENT

331 18.43
1,465 81.57

0239 REED PCT 001
0240 REED PCT 002
0241 REED PCT 003


	01	02	03
0239 REED PCT 001	642	93	540
0240 REED PCT 002	690	145	534
0241 REED PCT 003	495	93	391

I, the undersigned do hereby certify that on November 25, 2014, I canvassed the returns of an election held on November 4, 2014 for CITY OF BRAIDWOOD and I proclaim that a total of **1,827** voters requested and received ballots and I do further certify that the following Question of Public Policy did receive the number of votes herein recorded and has **FAILED**.

Shall the City of Braidwood, Illinois, be authorized to levy a new tax for police pension purposes and have an additional tax of 0.2069% of equalized assessed value of the taxable property therein extended for such purposes?

- 1) **The approximate amount of taxes extendable at the most recently extended limiting rate is \$1,488,805, and the approximate amount of taxes extendable if the proposition is approved is \$1,713,805.**
- 2) **For the 2014 levy year the approximate amount of the additional tax extendable against property containing a single family residence and having a fair market value at the time of the referendum of \$100,000 is estimated to be \$207.**
- 3) **Based upon an average annual percentage decrease in the market value of such property of 6.76% at the time the submission of the proposition is initiated by the taxing district, in the amount of (A) the equalized assessed value of the taxable property in the taxing district less (B) the new property included in the equalized assessed value), the approximate amount of the additional tax extendable against such property for the 2014 levy year is estimated to be \$207 and for the 2014 levy year is estimated to be \$225,000.**
- 4) **If the proposition is approved, the aggregate extension starting for the year 2014 and each year thereafter will be determined by the limiting rate set forth in the proposition, rather than the otherwise applicable limiting rate calculated under the provisions of the Property Tax Extension Limitation Law (commonly known as the Property Tax Cap Law).**

I further certify that the above is a true and complete Abstract of Votes and was prepared in my presence on November 25, 2014.


 Nancy Schultz Votts, County Clerk
 The County of Will, Illinois

ABSTRACT OF VOTES

Village of Tinley Park
 GENERAL ELECTION
 NOVEMBER 4, 2014

OFFICIAL RESULTS

REPORT-EL86

PAGE 001

01 = BALLOTS CAST

VOTES PERCENT

2,332

VILLAGE OF TINLEY PARK REFERENDUM

Vote for not more than 1

02 = YES

03 = NO

VOTES PERCENT

1,762 78.24

490 21.76

	01	02	03
0059 FRANKFORT PCT 003	683	493	174
0064 FRANKFORT PCT 008	220	172	42
0065 FRANKFORT PCT 009	715	545	145
0066 FRANKFORT PCT 010	714	552	129
0070 FRANKFORT PCT 014	0	0	0

This political subdivision has been canvassed by the election authority in which their principal office is located.

	VOTES	PERCENT		VOTES	PERCENT
01 = BALLOTS CAST	413		WILTON TOWNSHIP REFERENDUM		
			Vote for not more than 1		
			02 = YES	178	43.63
			03 = NO	230	56.37


	01	02	03		

0303 WILTON PCT 001	413	178	230		

I, the undersigned do hereby certify that on November 25, 2014, I canvassed the returns of an election held on November 4, 2014 for WILTON TOWNSHIP and I proclaim that a total of 413 voters requested and received ballots and I do further certify that the following Question of Public Policy did receive the number of votes herein recorded and has **FAILED**.

Shall the present maximum rate of .4618% of the value, as equalized or assessed by the Department of Revenue on the taxable property of Wilton Township for road purposes be increased to a maximum rate of .66% on such taxable property?

I further certify that the above is a true and complete Abstract of Votes and was prepared in my presence on November 25, 2014.


Nancy Schultz Voots, County Clerk
The County of Will, Illinois

VOTES PERCENT

VOTES PERCENT

JOLIET PARK DISTRICT REFERENDUM

01 = BALLOTS CAST

25,456

Vote for not more than 1

02 = YES

17,249 70.52

03 = NO


7,209 29.48

	01	02	03
0106 JACKSON PCT 001	48	23	21
0108 JOLIET PCT 001	591	441	130
0109 JOLIET PCT 002	522	344	154
0110 JOLIET PCT 003	421	257	150
0111 JOLIET PCT 004	517	331	172
0112 JOLIET PCT 005	436	338	58
0113 JOLIET PCT 006	430	334	67
0114 JOLIET PCT 007	449	344	89
0115 JOLIET PCT 008	524	357	152
0116 JOLIET PCT 009	448	315	118
0117 JOLIET PCT 010	552	359	181
0118 JOLIET PCT 011	493	330	152
0119 JOLIET PCT 012	402	277	100
0120 JOLIET PCT 013	355	277	56
0121 JOLIET PCT 014	382	281	79
0122 JOLIET PCT 015	383	274	98
0123 JOLIET PCT 016	540	420	94
0124 JOLIET PCT 017	696	422	259
0125 JOLIET PCT 018	848	531	296
0126 JOLIET PCT 019	586	391	190
0127 JOLIET PCT 020	562	393	142
0128 JOLIET PCT 021	736	503	221
0129 JOLIET PCT 022	536	381	133
0130 JOLIET PCT 023	435	317	96
0131 JOLIET PCT 024	420	298	95
0132 JOLIET PCT 025	567	394	141
0133 JOLIET PCT 026	493	355	120
0134 JOLIET PCT 027	198	140	47
0135 JOLIET PCT 028	412	321	63
0136 JOLIET PCT 029	449	320	112
0137 JOLIET PCT 030	474	323	140
0138 JOLIET PCT 031	455	285	150
0139 JOLIET PCT 032	426	314	83
0140 JOLIET PCT 033	434	253	160
0141 JOLIET PCT 034	546	405	88
0142 JOLIET PCT 035	605	437	142
0143 JOLIET PCT 036	497	377	94
0144 JOLIET PCT 037	406	278	107
0181 NEW LENOX PCT 001	0	0	0
0182 NEW LENOX PCT 002	7	3	4
0242 TROY PCT 001	532	379	132
0243 TROY PCT 002	538	391	114
0244 TROY PCT 003	569	373	172
0245 TROY PCT 004	527	331	186
0246 TROY PCT 005	576	328	236
0247 TROY PCT 006	11	7	4
0249 TROY PCT 008	576	313	247
0250 TROY PCT 009	516	296	208
0252 TROY PCT 011	838	477	344
0253 TROY PCT 012	712	420	285
0257 TROY PCT 016	779	489	265
0259 TROY PCT 018	495	346	131
0260 TROY PCT 019	492	346	128
0264 TROY PCT 023	14	10	3

I, the undersigned do hereby certify that on November 25, 2014, I canvassed the returns of an election held on November 4, 2014 for JOLIET PARK DISTRICT and I proclaim that a total of **25,947** voters requested and received ballots and I do further certify that the following Question of Public Policy did receive the number of votes herein recorded and has **PASSED**.

Shall the Joliet Park District, Will and Kendall Counties, Illinois, build, maintain, improve and protect parks, land and facilities of said Park District, including but not limited to safety and security improvements, reforestation, equipment replacement, renovation of existing park facilities and resurfacing roads and trails, and issue its bonds in an amount not to exceed \$19,500,000 for the purpose of paying the costs thereof?

I further certify that the above is a true and complete Abstract of Votes and was prepared in my presence on November 25, 2014.


Nancy Schultz Voods, County Clerk
The County of Will, Illinois

JURISDICTIONAL CANVASS
 RUN DATE:11/19/14 08:13 AM

NOVEMBER 4, 2014
 KENDALL COUNTY, ILLINOIS
 WITH 4 OF 4 PRECINCTS REPORTING

KENDALL CO ONLY
 REPORT-EL86 PAGE 016

01 - BALLOTS CAST	VOTES	PERCENT		VOTES	PERCENT
	491		JOLIET PARK DISTRICT QUESTION		
			VOTE FOR 1		
			02 - YES	350	73.07
			03 - NO	129	26.93
			04 - OVER VOTES	0	
			05 - UNDER VOTES	12	

	01	02	03	04	05
0073 NA AU SAY 1	12	2	10	0	0
0074 NA AU SAY 2	6	1	5	0	0
0082 SEWARD 2	154	117	30	0	7
0083 SEWARD 3	319	230	84	0	5

01 = BALLOTS CAST

VOTES PERCENT

MOKENA COMMUNITY PARK REFERENDUM

Vote for not more than 1

02 = YES

03 = NO

VOTES PERCENT

4,643 50.40

4,570 49.60


	01	02	03
0057 FRANKFORT PCT 001	726	318	397
0058 FRANKFORT PCT 002	819	377	412
0059 FRANKFORT PCT 003	155	85	66
0060 FRANKFORT PCT 004	655	333	308
0061 FRANKFORT PCT 005	636	342	285
0062 FRANKFORT PCT 006	685	334	341
0063 FRANKFORT PCT 007	701	363	326
0064 FRANKFORT PCT 008	525	237	268
0067 FRANKFORT PCT 011	664	340	316
0068 FRANKFORT PCT 012	734	353	364
0069 FRANKFORT PCT 013	656	359	289
0073 FRANKFORT PCT 017	1037	495	527
0074 FRANKFORT PCT 018	102	53	47
0182 NEW LENOX PCT 002	38	25	13
0187 NEW LENOX PCT 007	559	289	259
0188 NEW LENOX PCT 008	708	340	352

COOK COUNTY HAS 0 VOTERS

I, the undersigned do hereby certify that on November 25, 2014, I canvassed the returns of an election held on November 4, 2014 for MOKENA COMMUNITY PARK DISTRICT and I proclaim that a total of **9,400** voters requested and received ballots and I do further certify that the following Question of Public Policy did receive the number of votes herein recorded and has **PASSED**.

Shall the Mokena Community Park District, Will and Cook Counties, Illinois, construct a splash pad with shelter and restrooms, dog park, and band shell, repair and renovate to preserve the home and farm buildings and other improvements at the McGovney-Yunker Farm Park and construct an addition and improvements to The Oaks Recreation and Fitness Center, and issue its bonds to the amount of \$6,000,000 for the purpose of paying the costs thereof?

I further certify that the above is a true and complete Abstract of Votes and was prepared in my presence on November 25, 2014.


Nancy Schultz Voots, County Clerk
The County of Will, Illinois

01 = BALLOTS CAST

VOTES PERCENT

13,611

NEW LENOX COMMUNITY PARK REFERENDUM

Vote for not more than 1

02 = YES

03 = NO

VOTES PERCENT

5,661 42.47

7,669 57.53


	01	02	03
0103 HOMER PCT 016	21	6	14
0181 NEW LENOX PCT 001	554	265	275
0182 NEW LENOX PCT 002	644	193	438
0183 NEW LENOX PCT 003	591	221	358
0184 NEW LENOX PCT 004	601	233	361
0185 NEW LENOX PCT 005	690	299	373
0186 NEW LENOX PCT 006	739	272	450
0187 NEW LENOX PCT 007	393	130	255
0188 NEW LENOX PCT 008	148	65	78
0189 NEW LENOX PCT 009	797	326	454
0190 NEW LENOX PCT 010	784	347	417
0191 NEW LENOX PCT 011	771	305	452
0192 NEW LENOX PCT 012	644	258	362
0193 NEW LENOX PCT 013	708	370	327
0194 NEW LENOX PCT 014	883	352	516
0195 NEW LENOX PCT 015	743	315	417
0196 NEW LENOX PCT 016	750	313	429
0197 NEW LENOX PCT 017	778	311	449
0198 NEW LENOX PCT 018	653	283	352
0199 NEW LENOX PCT 019	778	351	415
0200 NEW LENOX PCT 020	941	446	477

I, the undersigned do hereby certify that on November 25, 2014, I canvassed the returns of an election held on November 4, 2014 for NEW LENOX COMMUNITY PARK DISTRICT and I proclaim that a total of **13,611** voters requested and received ballots and I do further certify that the following Question of Public Policy did receive the number of votes herein recorded and has **FAILED**.

Shall the limiting rate under the Property Tax Extension Limitation Law for the New Lenox Community Park District, Will County, Illinois, be increased by an additional amount equal to .0647% above the limiting rate for levy year 2013 for park purposes and be equal to .2485% of the equalized assessed value of the taxable property therein for levy year 2014?

- (1) The approximate amount of taxes extendable at the most recently extended limiting rate is \$2,111,025, and the approximate amount of taxes extendable if the proposition is approved is \$2,853,918.
- (2) For the 2014 levy year the approximate amount of the additional tax extendable against property containing a single family residence and having a fair market value at the time of the referendum of \$100,000 is estimated to be \$17.77.
- (3) If the proposition is approved, the aggregate extension for 2014 will be determined by the limiting rate set forth in the proposition, rather than the otherwise applicable limiting rate calculated under the provisions of the Property Tax Extension Limitation Law (commonly known as the Property Tax Cap Law).

I further certify that the above is a true and complete Abstract of Votes and was prepared in my presence on November 25, 2014.


 Nancy Schultz Votts, County Clerk
 The County of Will, Illinois