



**Nancy Schultz Voots**

**W I L L C O U N T Y C L E R K**

**WILL COUNTY  
CONSOLIDATED  
AND SPECIAL PRIMARY  
ELECTIONS  
FEBRUARY 26, 2013  
JOLIET, ILLINOIS**

**ELECTION SUMMARY  
WRITE-IN VOTE LISTING  
2ND CONGRESSIONAL DIST.  
(REPUBLICANS AND DEMOCRATS)  
HOMER TOWNSHIP  
(REPUBLICANS)**



**Nancy Schultz Voots**

W I L L C O U N T Y C L E R K

A stylized, semi-transparent graphic of the American flag is positioned behind the title. It shows the stars and stripes in a soft, ethereal style, with the stars on the left and stripes on the right, set against a blue gradient background.

**ELECTION  
SUMMARY**

WILL COUNTY, ILLINOIS  
 CONSOLIDATED & SPECIAL PRIMARY  
 FEBRUARY 26, 2013  
 STATISTICS

	TOTAL VOTES	%	ELECTION DAY	CENTRAL COUNT	PROV/GRACE
PRECINCTS COUNTED (OF 45) . . . . .	45	100.00			
REGISTERED VOTERS - TOTAL . . . . .	57,413				
BALLOTS CAST - TOTAL . . . . .	6,189		5,634	507	48
BALLOTS CAST - REPUBLICAN . . . . .	1,515	24.48	1,312	189	14
BALLOTS CAST - FEDERAL REPUBLICAN . . . . .	0		0	0	0
BALLOTS CAST - DEMOCRATIC . . . . .	4,674	75.52	4,322	318	34
BALLOTS CAST - FEDERAL DEMOCRATIC . . . . .	0		0	0	0
BALLOTS CAST - BLANK . . . . .	6	.10	6	0	0
VOTER TURNOUT - TOTAL . . . . .		10.78			


	TOTAL VOTES	%	ELECTION DAY	CENTRAL COUNT	PROV/GRACE
REPRESENTATIVE IN CONGRESS 2ND CONGRESSIONAL DISTRICT					
VOTE FOR 1					
(WITH 27 OF 27 PRECINCTS COUNTED)					
Lenny McAllister . . . . .	199	27.11	182	17	0
Beverly E. Reid . . . . .	76	10.35	60	16	0
Paul McKinley . . . . .	201	27.38	186	12	3
James H. Taylor, Sr. - WITHDRAWN. . . . .	0		0	0	0
Eric M. Wallace . . . . .	258	35.15	232	22	4
Total . . . . .	734		660	67	7
HOMER TOWNSHIP CLERK					
VOTE FOR 1					
(WITH 18 OF 18 PRECINCTS COUNTED)					
Linsey L. Sowa. . . . .	535	74.20	440	92	3
Skip Skrobuton. . . . .	186	25.80	161	23	2
Total . . . . .	721		601	115	5
HOMER TOWNSHIP TRUSTEE					
VOTE FOR 4					
(WITH 18 OF 18 PRECINCTS COUNTED)					
Christina Neitzke. . . . .	511	21.78	443	64	4
Vicki Bozen. . . . .	443	18.88	375	66	2
Ronald Svara . . . . .	435	18.54	355	75	5
Edward L. Kalas . . . . .	468	19.95	400	65	3
John Kruczek . . . . .	489	20.84	416	73	0
Total . . . . .	2,346		1,989	343	14

	TOTAL VOTES	%	ELECTION DAY CENTRAL COUNT	PROV/GRACE
REPRESENTATIVE IN CONGRESS 2ND CONGRESSIONAL DISTRICT				
VOTE FOR 1				
(WITH 27 OF 27 PRECINCTS COUNTED)				
Robin Kelly. . . . .	1,223	26.86	1,134	80
Clifford J. Eagleton. . . . .	19	.42	18	1
Napoleon Harris - WITHDRAWN . . . . .	0		0	0
Toi W. Hutchinson - WITHDRAWN. . . . .	0		0	0
Anthony A. Beale . . . . .	140	3.07	136	3
Mel "MR" Reynolds. . . . .	15	.33	11	4
Victor Jonathan . . . . .	0		0	0
Gregory Haynes. . . . .	5	.11	3	2
Charles Rayburn . . . . .	0		0	0
John Blyth . . . . .	4	.09	4	0
Ernest B. Fenton . . . . .	36	.79	36	0
Anthony W. Williams . . . . .	99	2.17	85	11
Fatimah N. Muhammad . . . . .	4	.09	4	0
Larry D. Pickens . . . . .	2	.04	2	0
Deborah "Debbie" Halvorson. . . . .	2,932	64.38	2,734	177
O. Patrick Brutus - WITHDRAWN. . . . .	0		0	0
Joyce W. Washington . . . . .	74	1.62	70	4
WRITE-IN. . . . .	1	.02	0	1
Total . . . . .	4,554		4,237	283



**Nancy Schultz Voots**

W I L L C O U N T Y C L E R K



**EARLY VOTING**  
**(BY PRECINCT)**

ABSTRACT OF VOTES

WILL COUNTY, ILLINOIS  
 CONSOLIDATED & SPECIAL PRIMARY  
 FEBRUARY 26, 2013  
 STATISTICS

(CENTRAL COUNT)

REPORT-EL52

	TOTAL	PERCENT		TOTAL	PERCENT
01 = BALLOTS CAST - TOTAL	507		04 = BALLOTS CAST - DEMOCRATIC	318	62.72
02 = BALLOTS CAST - REPUBLICAN	189	37.28	05 = BALLOTS CAST - FEDERAL DEMOCRATIC	0	
03 = BALLOTS CAST - FEDERAL REPUBLICAN	0				

	01	02	03	04	05
0001 CRETE PCT 001	16	2	0	14	0
0002 CRETE PCT 002	5	0	0	5	0
0003 CRETE PCT 003	9	3	0	6	0
0004 CRETE PCT 004	25	3	0	22	0
0005 CRETE PCT 005	21	0	0	21	0
0006 CRETE PCT 006	41	5	0	36	0
0007 CRETE PCT 007	19	2	0	17	0
0008 CRETE PCT 008	21	1	0	20	0
0009 CRETE PCT 009	15	3	0	12	0
0010 CRETE PCT 010	16	1	0	15	0
0011 CRETE PCT 011	23	8	0	15	0
0012 CRETE PCT 012	11	5	0	6	0
0013 HOMER PCT 001	3	3	0	0	0
0014 HOMER PCT 002	14	14	0	0	0
0015 HOMER PCT 003	2	2	0	0	0
0016 HOMER PCT 004	9	9	0	0	0
0017 HOMER PCT 005	8	8	0	0	0
0018 HOMER PCT 006	11	11	0	0	0
0019 HOMER PCT 007	8	8	0	0	0
0020 HOMER PCT 008	14	14	0	0	0
0021 HOMER PCT 009	5	5	0	0	0
0022 HOMER PCT 010	12	12	0	0	0
0023 HOMER PCT 011	3	3	0	0	0
0024 HOMER PCT 012	6	6	0	0	0
0025 HOMER PCT 013	0	0	0	0	0
0026 HOMER PCT 014	9	9	0	0	0
0027 HOMER PCT 015	3	3	0	0	0
0028 HOMER PCT 016	5	5	0	0	0
0029 HOMER PCT 017	5	5	0	0	0
0030 HOMER PCT 018	0	0	0	0	0
0031 MONEE PCT 001	10	3	0	7	0
0032 MONEE PCT 002	19	4	0	15	0
0033 MONEE PCT 003	16	4	0	12	0
0034 MONEE PCT 004	28	5	0	23	0
0035 MONEE PCT 005	4	0	0	4	0
0036 MONEE PCT 006	6	0	0	6	0
0037 MONEE PCT 007	5	0	0	5	0
0038 MONEE PCT 008	3	1	0	2	0
0039 PEOTONE PCT 001	17	3	0	14	0
0040 PEOTONE PCT 002	18	9	0	9	0
0041 WASHINGTON PCT 001	22	9	0	13	0
0042 WASHINGTON PCT 002	0	0	0	0	0
0043 WASHINGTON PCT 003	2	1	0	1	0
0044 WILL PCT 001	11	0	0	11	0
0045 WILTON PCT 001	7	0	0	7	0





**Nancy Schultz Voots**

**W I L L C O U N T Y C L E R K**



**PROVISIONAL  
& GRACE PERIOD  
VOTING**

**(BY PRECINCT)**



ABSTRACT OF VOTES

WILL COUNTY, ILLINOIS  
 CONSOLIDATED & SPECIAL PRIMARY  
 FEBRUARY 26, 2013  
 STATISTICS

(PROV/GRACE)

REPORT -EL52

	TOTAL	PERCENT		TOTAL	PERCENT
01 = BALLOTS CAST - TOTAL	48		04 = BALLOTS CAST - DEMOCRATIC	34	70.83
02 = BALLOTS CAST - REPUBLICAN	14	29.17	05 = BALLOTS CAST - FEDERAL DEMOCRATIC	0	
03 = BALLOTS CAST - FEDERAL REPUBLICAN	0				

	01	02	03	04	05
0001 CRETE PCT 001	2	1	0	1	0
0002 CRETE PCT 002	2	0	0	2	0
0003 CRETE PCT 003	0	0	0	0	0
0004 CRETE PCT 004	0	0	0	0	0
0005 CRETE PCT 005	1	0	0	1	0
0006 CRETE PCT 006	1	0	0	1	0
0007 CRETE PCT 007	0	0	0	0	0
0008 CRETE PCT 008	0	0	0	0	0
0009 CRETE PCT 009	1	0	0	1	0
0010 CRETE PCT 010	1	0	0	1	0
0011 CRETE PCT 011	1	0	0	1	0
0012 CRETE PCT 012	0	0	0	0	0
0013 HOMER PCT 001	0	0	0	0	0
0014 HOMER PCT 002	0	0	0	0	0
0015 HOMER PCT 003	0	0	0	0	0
0016 HOMER PCT 004	0	0	0	0	0
0017 HOMER PCT 005	0	0	0	0	0
0018 HOMER PCT 006	0	0	0	0	0
0019 HOMER PCT 007	1	1	0	0	0
0020 HOMER PCT 008	0	0	0	0	0
0021 HOMER PCT 009	0	0	0	0	0
0022 HOMER PCT 010	0	0	0	0	0
0023 HOMER PCT 011	0	0	0	0	0
0024 HOMER PCT 012	0	0	0	0	0
0025 HOMER PCT 013	0	0	0	0	0
0026 HOMER PCT 014	2	2	0	0	0
0027 HOMER PCT 015	0	0	0	0	0
0028 HOMER PCT 016	0	0	0	0	0
0029 HOMER PCT 017	3	3	0	0	0
0030 HOMER PCT 018	0	0	0	0	0
0031 MONEE PCT 001	1	1	0	0	0
0032 MONEE PCT 002	0	0	0	0	0
0033 MONEE PCT 003	1	1	0	0	0
0034 MONEE PCT 004	1	0	0	1	0
0035 MONEE PCT 005	0	0	0	0	0
0036 MONEE PCT 006	1	0	0	1	0
0037 MONEE PCT 007	0	0	0	0	0
0038 MONEE PCT 008	0	0	0	0	0
0039 PEOTONE PCT 001	2	0	0	2	0
0040 PEOTONE PCT 002	1	0	0	1	0
0041 WASHINGTON PCT 001	9	2	0	7	0
0042 WASHINGTON PCT 002	12	0	0	12	0
0043 WASHINGTON PCT 003	2	0	0	2	0
0044 WILL PCT 001	2	2	0	0	0
0045 WILTON PCT 001	1	1	0	0	0



**Nancy Schultz Voots**

**W I L L C O U N T Y C L E R K**

A stylized, semi-transparent graphic of the American flag is positioned behind the main title. It features the stars and stripes of the flag, with the stars on the left and the stripes on the right, all in shades of blue and white.

# **CONGRESSIONAL SUMMARY**

**(2<sup>nd</sup> DISTRICT)**

**REPUBLICANS AND DEMOCRATS**



**Nancy Schultz Voots**


W I L L C O U N T Y C L E R K

Will County Clerk's Office • 302 N. Chicago Street • Joliet, Illinois 60432  
815 • 740 • 4615 • Fax: 815 • 740 • 4699  
Website: [www.thewillcountyclerk.com](http://www.thewillcountyclerk.com) • E-mail: [coclrc@willcountyillinois.com](mailto:coclrc@willcountyillinois.com)

# CERTIFICATE OF CANVASS RESULTS

State of Illinois }  
County of Will } SS

I, Nancy Schultz Voots, do hereby certify that on March 6, 2013, I canvassed the returns of the Special Primary Election held on February 26, 2013 for the County of Will and the foregoing true and complete Abstract of Votes was prepared in my presence in the office of the County Clerk in Will County, this 6<sup>th</sup> day of March, 2013.

  
\_\_\_\_\_  
Nancy Schultz Voots, County Clerk  
The County of Will, Illinois

ABSTRACT OF VOTES

WILL COUNTY, ILLINOIS  
 CONSOLIDATED & SPECIAL PRIMARY  
 FEBRUARY 26, 2013  
 STATISTICS

OFFICIAL RESULTS

REPORT -EL52

	TOTAL		PERCENT		TOTAL		PERCENT	
01 = REGISTERED VOTERS - TOTAL	32,489				05 = BALLOTS CAST - DEMOCRATIC	4,674	85.76	
02 = BALLOTS CAST - TOTAL	5,450				06 = BALLOTS CAST - FEDERAL DEMOCRATIC	0		
03 = BALLOTS CAST - REPUBLICAN	776	14.24			07 = BALLOTS CAST - BLANK	6	.11	
04 = BALLOTS CAST - FEDERAL REPUBLICAN	0				08 = VOTER TURNOUT - TOTAL		16.77	
	01	02	03	04	05	06	07	08
0001 CRETE PCT 001	1327	205	16	0	189	0	0	15.45
0002 CRETE PCT 002	1310	127	17	0	110	0	0	9.69
0003 CRETE PCT 003	1239	188	26	0	162	0	0	15.17
0004 CRETE PCT 004	1284	252	18	0	234	0	0	19.63
0005 CRETE PCT 005	1286	221	11	0	210	0	2	17.19
0006 CRETE PCT 006	1338	287	29	0	258	0	0	21.45
0007 CRETE PCT 007	1244	238	14	0	224	0	1	19.13
0008 CRETE PCT 008	1322	255	27	0	228	0	1	19.29
0009 CRETE PCT 009	1185	249	34	0	215	0	0	21.01
0010 CRETE PCT 010	1007	151	22	0	129	0	0	15.00
0011 CRETE PCT 011	1150	229	64	0	165	0	0	19.91
0012 CRETE PCT 012	1060	202	35	0	167	0	0	19.06
0031 MONEE PCT 001	1100	160	16	0	144	0	0	14.55
0032 MONEE PCT 002	1303	180	12	0	168	0	0	13.81
0033 MONEE PCT 003	1254	186	37	0	149	0	0	14.83
0034 MONEE PCT 004	1294	214	41	0	173	0	0	16.54
0035 MONEE PCT 005	1300	169	3	0	166	0	0	13.00
0036 MONEE PCT 006	862	114	4	0	110	0	0	13.23
0037 MONEE PCT 007	1207	165	5	0	160	0	0	13.67
0038 MONEE PCT 008	1085	182	30	0	152	0	0	16.77
0039 PEOTONE PCT 001	1402	262	56	0	206	0	0	18.69
0040 PEOTONE PCT 002	1452	241	51	0	190	0	0	16.60
0041 WASHINGTON PCT 001	1215	228	61	0	167	0	2	18.77
0042 WASHINGTON PCT 002	1322	200	34	0	166	0	0	15.13
0043 WASHINGTON PCT 003	1217	223	45	0	178	0	0	18.32
0044 WILL PCT 001	1120	209	42	0	167	0	0	18.66
0045 WILTON PCT 001	604	113	26	0	87	0	0	18.71

ABSTRACT OF VOTES

WILL COUNTY, ILLINOIS  
 CONSOLIDATED & SPECIAL PRIMARY  
 FEBRUARY 26, 2013  
 REPUBLICAN

OFFICIAL RESULTS  
 REPORT-EL52

REPRESENTATIVE IN CONGRESS 2ND CONGRESSIONAL DISTRICT VOTE FOR 1	VOTES PERCENT		VOTES PERCENT	
	VOTES	PERCENT	VOTES	PERCENT
01 = Lenny McAllister	199	27.11		
02 = Beverly E. Reid	76	10.35	04 = James H. Taylor, Sr. - WITHDRAWN	0
03 = Paul McKinley	201	27.38	05 = Eric M. Wallace	258 35.15
	-----			
	01	02	03	04 05
	-----			
0001 CRETE PCT 001	5	1	3	0 4
0002 CRETE PCT 002	5	2	6	0 3
0003 CRETE PCT 003	6	4	6	0 7
0004 CRETE PCT 004	2	4	4	0 8
0005 CRETE PCT 005	2	0	1	0 6
0006 CRETE PCT 006	6	5	3	0 13
0007 CRETE PCT 007	3	3	3	0 5
0008 CRETE PCT 008	6	2	7	0 11
0009 CRETE PCT 009	9	4	13	0 6
0010 CRETE PCT 010	3	4	7	0 6
0011 CRETE PCT 011	11	5	15	0 30
0012 CRETE PCT 012	2	8	5	0 16
0031 MONEE PCT 001	6	0	7	0 3
0032 MONEE PCT 002	1	1	3	0 7
0033 MONEE PCT 003	11	1	9	0 14
0034 MONEE PCT 004	7	3	14	0 15
0035 MONEE PCT 005	1	0	1	0 1
0036 MONEE PCT 006	1	1	1	0 1
0037 MONEE PCT 007	2	0	1	0 2
0038 MONEE PCT 008	6	1	7	0 15
0039 PEOTONE PCT 001	11	3	18	0 21
0040 PEOTONE PCT 002	15	3	17	0 13
0041 WASHINGTON PCT 001	33	9	7	0 9
0042 WASHINGTON PCT 002	11	3	5	0 15
0043 WASHINGTON PCT 003	20	3	14	0 7
0044 WILL PCT 001	10	4	17	0 9
0045 WILTON PCT 001	4	2	7	0 11

ABSTRACT OF VOTES

WILL COUNTY, ILLINOIS  
 CONSOLIDATED & SPECIAL PRIMARY  
 FEBRUARY 26, 2013  
 DEMOCRATIC

OFFICIAL RESULTS

REPORT-EL52

		VOTES					PERCENT					VOTES					PERCENT				
REPRESENTATIVE IN CONGRESS 2ND CONGRESSIONAL DISTRICT																					
VOTE FOR 1																					
01 = Robin Kelly		1,223		26.86		09 = Charles Rayburn		0								0					
02 = Clifford J. Eagleton		19		.42		10 = John Blyth		4		.09											
03 = Napoleon Harris - WITHDRAWN		0				11 = Ernest B. Fenton		36		.79											
04 = Toi W. Hutchinson - WITHDRAWN		0				12 = Anthony W. Williams		99		2.17											
05 = Anthony A. Beale		140		3.07		13 = Fatimah N. Muhammad		4		.09											
06 = Mel "MR" Reynolds		15		.33		14 = Larry D. Pickens		2		.04											
07 = Victor Jonathan		0				15 = Deborah "Debbie" Halvorson		2,932		64.38											
08 = Gregory Haynes		5		.11		16 = O. Patrick Brutus - WITHDRAWN		0													

	01	02	03	04	05	06	07	08	09	10	11	12	13	14	15	16
0001 CRETE PCT 001	66	1	0	0	6	1	0	0	0	0	4	0	0	0	98	0
0002 CRETE PCT 002	19	0	0	0	1	1	0	0	0	0	0	0	0	0	88	0
0003 CRETE PCT 003	26	2	0	0	4	1	0	0	0	0	1	0	0	0	125	0
0004 CRETE PCT 004	63	3	0	0	3	0	0	0	0	0	3	0	0	0	158	0
0005 CRETE PCT 005	87	0	0	0	10	2	0	1	0	0	1	2	0	0	98	0
0006 CRETE PCT 006	62	1	0	0	6	2	0	1	0	0	2	4	0	0	167	0
0007 CRETE PCT 007	89	1	0	0	6	0	0	0	0	0	1	2	1	0	114	0
0008 CRETE PCT 008	59	0	0	0	4	0	0	0	0	0	3	1	0	0	147	0
0009 CRETE PCT 009	30	0	0	0	3	0	0	0	0	0	0	0	0	0	178	0
0010 CRETE PCT 010	18	1	0	0	0	0	0	0	0	0	0	0	0	0	108	0
0011 CRETE PCT 011	22	1	0	0	0	1	0	0	0	0	0	2	0	0	136	0
0012 CRETE PCT 012	39	0	0	0	8	0	0	1	0	1	1	4	0	0	105	0
0031 MONEE PCT 001	61	0	0	0	8	0	0	0	0	0	1	1	0	0	63	0
0032 MONEE PCT 002	95	0	0	0	15	0	0	1	0	0	2	4	1	1	38	0
0033 MONEE PCT 003	41	0	0	0	1	0	0	0	0	0	0	10	0	1	89	0
0034 MONEE PCT 004	51	1	0	0	7	1	0	0	0	0	2	1	0	0	94	0
0035 MONEE PCT 005	117	3	0	0	14	3	0	0	0	0	4	1	1	0	16	0
0036 MONEE PCT 006	76	0	0	0	11	0	0	0	0	0	2	1	0	0	10	0
0037 MONEE PCT 007	100	0	0	0	19	0	0	0	0	0	5	0	0	0	17	0
0038 MONEE PCT 008	29	0	0	0	5	1	0	0	0	0	1	11	0	0	103	0
0039 PEOTONE PCT 001	12	0	0	0	0	0	0	0	0	1	0	15	0	0	172	0
0040 PEOTONE PCT 002	13	0	0	0	1	0	0	0	0	0	1	9	1	0	162	0
0041 WASHINGTON PCT 001	12	1	0	0	1	1	0	0	0	2	2	5	0	0	138	0
0042 WASHINGTON PCT 002	15	0	0	0	3	1	0	0	0	0	0	7	0	0	136	0
0043 WASHINGTON PCT 003	11	0	0	0	2	0	0	0	0	0	0	6	0	0	154	0
0044 WILL PCT 001	6	2	0	0	2	0	0	1	0	0	0	10	0	0	143	0
0045 WILTON PCT 001	4	2	0	0	0	0	0	0	0	0	0	3	0	0	75	0



ABSTRACT OF VOTES

WILL COUNTY, ILLINOIS  
 CONSOLIDATED & SPECIAL PRIMARY  
 FEBRUARY 26, 2013  
 DEMOCRATIC

OFFICIAL RESULTS

REPORT-EL52

REPRESENTATIVE IN CONGRESS 2ND CONGRESSIONAL DISTRICT  
 VOTES PERCENT

VOTE FOR 1

01 = Joyce W. Washington	74	.81
02 = WRITE-IN	1	.01

-----		
01	02	
-----		

0001 CRETE PCT 001	5	0
0002 CRETE PCT 002	1	0
0003 CRETE PCT 003	1	0
0004 CRETE PCT 004	3	0
0005 CRETE PCT 005	3	0
0006 CRETE PCT 006	3	1
0007 CRETE PCT 007	6	0
0008 CRETE PCT 008	4	0
0009 CRETE PCT 009	1	0
0010 CRETE PCT 010	0	0
0011 CRETE PCT 011	1	0
0012 CRETE PCT 012	2	0
0031 MONEE PCT 001	5	0
0032 MONEE PCT 002	4	0
0033 MONEE PCT 003	1	0
0034 MONEE PCT 004	4	0
0035 MONEE PCT 005	4	0
0036 MONEE PCT 006	8	0
0037 MONEE PCT 007	8	0
0038 MONEE PCT 008	1	0
0039 PEOTONE PCT 001	1	0
0040 PEOTONE PCT 002	0	0
0041 WASHINGTON PCT 001	2	0
0042 WASHINGTON PCT 002	2	0
0043 WASHINGTON PCT 003	2	0
0044 WILL PCT 001	1	0
0045 WILTON PCT 001	1	0

---



**Nancy Schultz Voots**

W I L L C O U N T Y C L E R K

A stylized graphic of the American flag, featuring a blue field with white stars on the left and red and white stripes on the right, set against a white background.

**WRITE-INS**



**Nancy Schultz Voots**

W I L L C O U N T Y C L E R K

**Official Write-In Results  
February 26, 2013 Special Primary Election**

**Summary Totals**

<u>Name</u>	<u>Office</u>	<u>Total Votes</u>
Denise Anita Hill	Representative in Congress - 2nd Congressional District	0



**Official Write-In Results  
February 26, 2013 Special Primary Election**

**Denise Anita Hill (Democratic)  
Representative in Congress - 2nd Congressional District**

<u>Precincts</u>	<u>Election Night</u>	<u>Central Count</u>	<u>Provisional &amp; Grace Period</u>	<u>TOTAL VOTES</u>			
Crete Pct. 001	0	0	0	0			
Crete Pct. 002	0	0	0	0			
Crete Pct. 003	0	0	0	0			
Crete Pct. 004	0	0	0	0			
Crete Pct. 005	0	0	0	0			
Crete Pct. 006	0	0	0	0			
Crete Pct. 007	0	0	0	0			
Crete Pct. 008	0	0	0	0			
Crete Pct. 009	0	0	0	0			
Crete Pct. 010	0	0	0	0			
Crete Pct. 011	0	0	0	0			
Crete Pct. 012	0	0	0	0			
Monee Pct. 001	0	0	0	0			
Monee Pct. 002	0	0	0	0			
Monee Pct. 003	0	0	0	0			
Monee Pct. 004	0	0	0	0			
Monee Pct. 005	0	0	0	0			
Monee Pct. 006	0	0	0	0			
Monee Pct. 007	0	0	0	0			
Monee Pct. 008	0	0	0	0			
Peotone Pct. 001	0	0	0	0			
Peotone Pct. 002	0	0	0	0			
Washington Pct. 001	0	0	0	0			
Washington Pct. 002	0	0	0	0			
Washington Pct. 003	0	0	0	0			
Will Pct. 001	0	0	0	0			
Wilton Pct. 001	0	0	0	0			
EN:	0	CC:	0	GP:	0	GT:	0



**Nancy Schultz Voots**

**W I L L C O U N T Y C L E R K**



**HOMER  
TOWNSHIP  
CANDIDATES**

**REPUBLICANS**





**Nancy Schultz Voots**

W I L L C O U N T Y C L E R K

Will County Clerk's Office • 302 N. Chicago Street • Joliet, Illinois 60432  
815 • 740 • 4615 • Fax: 815 • 740 • 4699  
Website: [www.thewillcountyclerk.com](http://www.thewillcountyclerk.com) • E-mail: [coclrk@willcountyillinois.com](mailto:coclrk@willcountyillinois.com)

# CERTIFICATE OF CANVASS RESULTS

State of Illinois }  
County of Will } SS

I, Nancy Schultz Voots, do hereby certify that on March 12, 2013, I canvassed the returns of the Consolidated Primary Election held on February 26, 2013 for the County of Will and the foregoing true and complete Abstract of Votes was prepared in my presence in the office of the County Clerk in Will County, this 12<sup>th</sup> day of March, 2013.

\_\_\_\_\_  
Nancy Schultz Voots, County Clerk  
The County of Will, Illinois



ABSTRACT OF VOTES

WILL COUNTY, ILLINOIS  
 CONSOLIDATED & SPECIAL PRIMARY  
 FEBRUARY 26, 2013  
 STATISTICS

OFFICIAL RESULTS

01 = REGISTERED VOTERS - TOTAL	TOTAL	PERCENT	04 = BALLOTS CAST - BLANK	TOTAL	PERCENT
02 = BALLOTS CAST - TOTAL	24,924		05 = VOTER TURNOUT - TOTAL	0	
03 = BALLOTS CAST - REPUBLICAN	739				2.97
	739	100.00			

	01	02	03	04	05
0013 HOMER PCT 001	1291	30	30	0	2.32
0014 HOMER PCT 002	1478	68	68	0	4.60
0015 HOMER PCT 003	1274	29	29	0	2.28
0016 HOMER PCT 004	1438	57	57	0	3.96
0017 HOMER PCT 005	1169	43	43	0	3.68
0018 HOMER PCT 006	1277	65	65	0	5.09
0019 HOMER PCT 007	1367	50	50	0	3.66
0020 HOMER PCT 008	1247	38	38	0	3.05
0021 HOMER PCT 009	1155	30	30	0	2.60
0022 HOMER PCT 010	1384	59	59	0	4.26
0023 HOMER PCT 011	1412	27	27	0	1.91
0024 HOMER PCT 012	1480	50	50	0	3.38
0025 HOMER PCT 013	1231	22	22	0	1.79
0026 HOMER PCT 014	1938	41	41	0	2.12
0027 HOMER PCT 015	1622	35	35	0	2.16
0028 HOMER PCT 016	1176	37	37	0	3.15
0029 HOMER PCT 017	1412	40	40	0	2.83
0030 HOMER PCT 018	1573	18	18	0	1.14

ABSTRACT OF VOTES

WILL COUNTY, ILLINOIS  
 CONSOLIDATED & SPECIAL PRIMARY  
 FEBRUARY 26, 2013  
 REPUBLICAN

OFFICIAL RESULTS

REPORT-EL52

HOMER TOWNSHIP CLERK

VOTES PERCENT

VOTE FOR 1

- 01 = Linsey L. Sowa \*
- 02 = Skip Skrobuton

535 74.20  
 186 25.80

-----  
 01 02  
 -----


0013 HOMER PCT 001	29	1
0014 HOMER PCT 002	56	11
0015 HOMER PCT 003	19	8
0016 HOMER PCT 004	40	17
0017 HOMER PCT 005	36	7
0018 HOMER PCT 006	44	20
0019 HOMER PCT 007	46	4
0020 HOMER PCT 008	25	13
0021 HOMER PCT 009	15	15
0022 HOMER PCT 010	37	17
0023 HOMER PCT 011	22	5
0024 HOMER PCT 012	33	16
0025 HOMER PCT 013	16	6
0026 HOMER PCT 014	19	18
0027 HOMER PCT 015	28	4
0028 HOMER PCT 016	24	13
0029 HOMER PCT 017	31	8
0030 HOMER PCT 018	15	3

---

	VOTES PERCENT					VOTES PERCENT	
HOMER TOWNSHIP TRUSTEE							
VOTE FOR 4							
01 = Christina Neitzke*				511	21.78		
02 = Vicki Bozen*				443	18.88	04 = Edward L. Kalas *	468 19.95
03 = Ronald Svara				435	18.54	05 = John Kruczek*	489 20.84
	01	02	03	04	05		
0013 HOMER PCT 001	22	14	9	24	26		
0014 HOMER PCT 002	45	31	34	47	44		
0015 HOMER PCT 003	21	18	22	17	23		
0016 HOMER PCT 004	47	39	43	37	42		
0017 HOMER PCT 005	27	29	22	26	35		
0018 HOMER PCT 006	40	43	49	44	47		
0019 HOMER PCT 007	31	27	21	40	25		
0020 HOMER PCT 008	22	19	27	18	23		
0021 HOMER PCT 009	21	17	22	22	23		
0022 HOMER PCT 010	50	38	30	40	37		
0023 HOMER PCT 011	20	18	13	17	18		
0024 HOMER PCT 012	37	27	34	25	34		
0025 HOMER PCT 013	13	14	9	13	16		
0026 HOMER PCT 014	20	16	32	10	20		
0027 HOMER PCT 015	22	23	22	25	16		
0028 HOMER PCT 016	28	27	20	21	22		
0029 HOMER PCT 017	33	33	18	33	26		
0030 HOMER PCT 018	12	10	8	9	12		

I, the undersigned do hereby certify that on March 12, 2013, I canvassed the returns of an election held on February 26, 2013 for Homer Township Republicans, and I proclaim that a total of 739 voters requested and received ballots and I do further certify the number of votes received for each candidate for this office, **and the nominated candidates are denoted with an asterisk next to his or her name.**

I further certify that the above is a true and complete Abstract of Votes and was prepared in my presence on March 12, 2013.

  
 Nancy Schultz Voots, County Clerk  
 The County of Will, Illinois

