



Nancy Schultz Voots

W I L L C O U N T Y C L E R K

**WILL COUNTY
GENERAL
ELECTION
NOVEMBER 6, 2012
JOLIET, ILLINOIS**

**ELECTION SUMMARY
(INCLUDING CITY OF AURORA RESULTS)
WRITE-IN VOTE LISTING
NONPARTISAN CANDIDATES
MISCELLANEOUS REFERENDA**



Nancy Schultz Voots


W I L L C O U N T Y C L E R K

Will County Clerk's Office • 302 N. Chicago Street • Joliet, Illinois 60432
815 • 740 • 4615 • Fax: 815 • 740 • 4699
Website: www.thewillcountyclerk.com • E-mail: coclrc@willcountyillinois.com

CERTIFICATE OF CANVASS RESULTS

State of Illinois }
County of Will } SS

I, Nancy Schultz Voots, do hereby certify that on November 27, 2012, I canvassed the returns of the General Election held on November 6, 2012 for the County of Will and the foregoing true and complete Abstract of Votes was prepared in my presence in the office of the County Clerk in Will County, this 27th day of November, 2012.



Nancy Schultz Voots, County Clerk
The County of Will, Illinois



Nancy Schultz Voots

W I L L C O U N T Y C L E R K



ELECTION SUMMARY

(INCLUDING CITY OF AURORA RESULTS)

	TOTAL VOTES	%	ELECTION DAY	CENTRAL COUNT	PROV/GRACE	CITY OF AURORA	TOTAL COMBINED WITH CITY OF AURORA
PRECINCTS COUNTED (OF 304)	304	100.00					
REGISTERED VOTERS - TOTAL	386,172						
BALLOTS CAST - TOTAL	275,164		219,354	32,122	23,688	4,188	279,352
BALLOTS CAST - BLANK	33	.01	16	6	11		
VOTER TURNOUT - TOTAL		71.25					
CONSTITUTIONAL AMENDMENT PROPOSAL							
Vote for not more than 1							
YES	129,751	55.05	101,356	17,129	11,266	2,220	131,971
NO	105,938	44.95	87,112	10,494	8,332	1,486	107,424
PRESIDENT & VICE PRESIDENT - TOTAL							
Vote for not more than 1							
Obama / Biden (DEM)	141,736	51.73	110,698	16,824	14,214	2,493	144,229
Romney / Ryan (REP)	127,350	46.48	103,624	14,742	8,984	1,619	128,969
Johnson / Gray (LIB)	2,912	1.06	2,562	175	175	56	2,968
Stein / Hawkins (GRN)	1,165	.43	979	104	82	9	1,174
WRITE-IN	822	.30	708	61	53	3	825
PRESIDENT & VICE PRESIDENT 1ST CONGRESSIONAL DISTRICT							
Vote for not more than 1							
Obama / Biden (DEM)	18,202	39.80	14,066	2,418	1,718		
Romney / Ryan (REP)	26,659	58.29	21,108	3,484	2,067		
Johnson / Gray (LIB)	526	1.15	458	39	29		
Stein / Hawkins (GRN)	196	.43	159	23	14		
WRITE-IN	151	.33	133	9	9		
PRESIDENT & VICE PRESIDENT 2ND CONGRESSIONAL DISTRICT							
Vote for not more than 1							
Obama / Biden (DEM)	13,019	55.69	9,550	1,417	2,052		
Romney / Ryan (REP)	9,965	42.63	8,319	947	699		
Johnson / Gray (LIB)	217	.93	197	9	11		
Stein / Hawkins (GRN)	110	.47	95	7	8		
WRITE-IN	65	.28	58	3	4		
PRESIDENT & VICE PRESIDENT 3RD CONGRESSIONAL DISTRICT							
Vote for not more than 1							
Obama / Biden (DEM)	17,719	48.71	14,616	1,932	1,171		
Romney / Ryan (REP)	18,001	49.49	14,966	2,077	958		
Johnson / Gray (LIB)	391	1.07	349	21	21		
Stein / Hawkins (GRN)	150	.41	132	10	8		
WRITE-IN	115	.32	106	4	5		
PRESIDENT & VICE PRESIDENT 11TH CONGRESSIONAL DISTRICT							
Vote for not more than 1							
Obama / Biden (DEM)	71,035	59.67	55,820	8,380	6,835		
Romney / Ryan (REP)	45,900	38.56	38,049	5,028	2,823		
Johnson / Gray (LIB)	1,238	1.04	1,105	59	74		
Stein / Hawkins (GRN)	528	.44	447	45	36		
WRITE-IN	340	.29	288	32	20		

	TOTAL VOTES	%	ELECTION DAY	CENTRAL COUNT	PROV/GRACE	CITY OF AURORA	TOTAL COMBINED WITH CITY OF AURORA
PRESIDENT & VICE PRESIDENT 14TH CONGRESSIONAL DISTRICT							
Vote for not more than 1							
Obama / Biden (DEM)	16,468	44.33	12,179	2,174	2,115		
Romney / Ryan (REP)	20,137	54.21	15,552	2,517	2,068		
Johnson / Gray (LIB)	340	.92	271	37	32		
Stein / Hawkins (GRN)	95	.26	74	9	12		
WRITE-IN	105	.28	81	11	13		
PRESIDENT & VICE PRESIDENT 16TH CONGRESSIONAL DISTRICT							
Vote for not more than 1							
Obama / Biden (DEM)	5,292	43.00	4,467	503	322		
Romney / Ryan (REP)	6,684	54.31	5,630	689	365		
Johnson / Gray (LIB)	200	1.62	182	10	8		
Stein / Hawkins (GRN)	86	.70	72	10	4		
WRITE-IN	46	.37	42	2	2		
REPRESENTATIVE IN CONGRESS 1ST CONGRESSIONAL DISTRICT							
Vote for not more than 1							
Bobby L. Rush (DEM)	12,540	28.28	9,480	1,788	1,272		
Donald E. Pelouquin (REP)	31,798	71.72	25,281	4,082	2,435		
REPRESENTATIVE IN CONGRESS 2ND CONGRESSIONAL DISTRICT							
Vote for not more than 1							
Jesse L. Jackson, Jr. (DEM)	7,625	33.58	5,269	886	1,470		
Brian Woodworth (REP)	11,878	52.31	9,914	1,109	855		
Marcus Lewis (IND)	3,049	13.43	2,407	306	336		
WRITE-IN	155	.68	117	19	19		
REPRESENTATIVE IN CONGRESS 3RD CONGRESSIONAL DISTRICT							
Vote for not more than 1							
Daniel William Lipinski (DEM)	18,932	53.85	15,633	2,085	1,214		
Richard L. Grabowski (REP)	16,223	46.15	13,479	1,891	853		
REPRESENTATIVE IN CONGRESS 11TH CONGRESSIONAL DISTRICT							
Vote for not more than 1							
Bill Foster (DEM)	71,203	61.43	56,522	8,208	6,473		
Judy Biggert (REP)	44,263	38.19	36,221	5,068	2,974		
WRITE-IN	440	.38	392	22	26		
REPRESENTATIVE IN CONGRESS 14TH CONGRESSIONAL DISTRICT							
Vote for not more than 1							
Dennis Anderson (DEM)	15,136	42.33	11,114	2,072	1,950	2,301	17,437
Randy M. Hultgren (REP)	20,622	57.67	15,972	2,544	2,106	1,731	22,353
REPRESENTATIVE IN CONGRESS 16TH CONGRESSIONAL DISTRICT							
Vote for not more than 1							
Wanda Rohl (DEM)	4,634	38.71	3,917	450	267		
Adam Kinzinger (REP)	7,337	61.29	6,188	744	405		

	TOTAL VOTES	%	ELECTION DAY	CENTRAL COUNT	PROV/GRACE	CITY OF AURORA	TOTAL COMBINED WITH CITY OF AURORA
STATE SENATOR 15TH LEGISLATIVE DISTRICT							
Vote for not more than 1							
Napoleon Harris (DEM)	6,869	100.00	5,419	695	755		
No Candidate (REP)	0		0	0	0		
STATE SENATOR 17TH LEGISLATIVE DISTRICT							
Vote for not more than 1							
Donne E. Trotter (DEM)	3,566	91.93	2,810	358	398		
No Candidate (REP)	0		0	0	0		
WRITE-IN	313	8.07	251	34	28		
STATE SENATOR 19TH LEGISLATIVE DISTRICT							
Vote for not more than 1							
Michael E. Hastings (DEM)	18,126	43.80	14,392	2,264	1,470		
Edgar Montalvo (REP)	23,262	56.20	18,267	3,230	1,765		
STATE SENATOR 21ST LEGISLATIVE DISTRICT							
Vote for not more than 1							
No Candidate (DEM)	0		0	0	0		
Michael G. Connelly (REP)	12,507	100.00	9,814	1,378	1,315		
STATE SENATOR 38TH LEGISLATIVE DISTRICT							
Vote for not more than 1							
Christine Benson (DEM)	3,598	40.84	3,035	344	219		
Sue Rezin (REP)	5,213	59.16	4,376	541	296		
STATE SENATOR 40TH LEGISLATIVE DISTRICT							
Vote for not more than 1							
Toi W. Hutchinson (DEM)	9,852	45.42	7,320	1,093	1,439		
Joseph C. "Tuck" Marshall (REP)	11,838	54.58	9,790	1,257	791		
STATE SENATOR 41ST LEGISLATIVE DISTRICT							
Vote for not more than 1							
No Candidate (DEM)	0		0	0	0		
Christine Radogno (REP)	11,403	100.00	9,124	1,481	798		
STATE SENATOR 42ND LEGISLATIVE DISTRICT							
Vote for not more than 1							
Linda Holmes (DEM)	1,843	48.60	1,257	310	276	2,462	4,305
Peter Hurtado (REP)	1,949	51.40	1,413	301	235	1,562	3,511
STATE SENATOR 43RD LEGISLATIVE DISTRICT							
Vote for not more than 1							
Pat McGuire (DEM)	46,888	69.92	36,688	5,798	4,402		
Sandy Johnson (REP)	20,171	30.08	16,732	2,301	1,138		

	TOTAL VOTES	%	ELECTION DAY	CENTRAL COUNT	PROV/GRACE	CITY OF AURORA	TOTAL COMBINED WITH CITY OF AURORA
STATE SENATOR 49TH LEGISLATIVE DISTRICT							
Vote for not more than 1							
Jennifer Bertino-Tarrant (DEM)	41,371	54.32	32,885	4,768	3,718	0	41,371
Garrett M. Peck (REP)	34,705	45.56	28,448	3,760	2,497	0	34,705
WRITE-IN.	92	.12	76	9	7	0	92
REPRESENTATIVE IN THE GENERAL ASSEMBLY							
29TH REPRESENTATIVE DISTRICT							
Vote for not more than 1							
Thaddeus Jones (DEM)	6,731	100.00	5,295	696	740		
No Candidate (REP)	0		0	0	0		
REPRESENTATIVE IN THE GENERAL ASSEMBLY							
34TH REPRESENTATIVE DISTRICT							
Vote for not more than 1							
Elgie R. Sims, Jr. (DEM)	3,478	91.96	2,727	359	392		
No Candidate (REP)	0		0	0	0		
WRITE-IN.	304	8.04	249	29	26		
REPRESENTATIVE IN THE GENERAL ASSEMBLY							
37TH REPRESENTATIVE DISTRICT							
Vote for not more than 1							
No Candidate (DEM)	0		0	0	0		
Renee Kosel (REP)	32,336	100.00	25,582	4,259	2,495		
REPRESENTATIVE IN THE GENERAL ASSEMBLY							
38TH REPRESENTATIVE DISTRICT							
Vote for not more than 1							
Al Riley (DEM)	3,096	100.00	2,523	333	240		
No Candidate (REP)	0		0	0	0		
REPRESENTATIVE IN THE GENERAL ASSEMBLY							
41ST REPRESENTATIVE DISTRICT							
Vote for not more than 1							
No Candidate (DEM)	0		0	0	0		
Darlene Senger (REP)	12,504	100.00	9,797	1,389	1,318		
REPRESENTATIVE IN THE GENERAL ASSEMBLY							
75TH REPRESENTATIVE DISTRICT							
Vote for not more than 1							
Jeremy J. Ly (DEM)	3,340	38.55	2,786	337	217		
Pam Roth (REP)	5,325	61.45	4,500	534	291		
REPRESENTATIVE IN THE GENERAL ASSEMBLY							
79TH REPRESENTATIVE DISTRICT							
Vote for not more than 1							
Katherine "Kate" Cloonen (DEM)	686	28.98	600	54	32		
Glenn Nixon (REP)	1,681	71.02	1,396	201	84		

	TOTAL VOTES	%	ELECTION DAY	CENTRAL COUNT	PROV/GRACE	CITY OF AURORA	TOTAL COMBINED WITH CITY OF AURORA
REPRESENTATIVE IN THE GENERAL ASSEMBLY							
80TH REPRESENTATIVE DISTRICT							
Vote for not more than 1							
Anthony DeLuca (DEM)	14,176	100.00	10,930	1,500	1,746		
No Candidate (REP)	0		0	0	0		
REPRESENTATIVE IN THE GENERAL ASSEMBLY							
81ST REPRESENTATIVE DISTRICT							
Vote for not more than 1							
No Candidate (DEM)	0		0	0	0		
Ron Sandack (REP)	1,395	100.00	1,053	170	172		
REPRESENTATIVE IN THE GENERAL ASSEMBLY							
82ND REPRESENTATIVE DISTRICT							
Vote for not more than 1							
No Candidate (DEM)	0		0	0	0		
Jim Durkin (REP)	9,963	100.00	8,023	1,313	627		
REPRESENTATIVE IN THE GENERAL ASSEMBLY							
84TH REPRESENTATIVE DISTRICT							
Vote for not more than 1							
Stephanie A. Kifowit (DEM)	1,669	43.78	1,128	302	239	2,524	4,193
Patricia "Pat" Fee (REP)	2,143	56.22	1,558	310	275	1,525	3,668
REPRESENTATIVE IN THE GENERAL ASSEMBLY							
85TH REPRESENTATIVE DISTRICT							
Vote for not more than 1							
Emily McAsey (DEM)	25,577	100.00	20,579	2,838	2,160		
No Candidate (REP)	0		0	0	0		
REPRESENTATIVE IN THE GENERAL ASSEMBLY							
86TH REPRESENTATIVE DISTRICT							
Vote for not more than 1							
Lawrence "Larry" Walsh, Jr. (DEM)	26,444	71.47	20,551	3,402	2,491		
Ryan Martin Alm (REP)	10,555	28.53	8,653	1,333	569		
REPRESENTATIVE IN THE GENERAL ASSEMBLY							
97TH REPRESENTATIVE DISTRICT							
Vote for not more than 1							
No Candidate (DEM)	0		0	0	0	0	0
Tom Cross (REP)	29,523	100.00	23,413	3,332	2,778	0	29,523
REPRESENTATIVE IN THE GENERAL ASSEMBLY							
98TH REPRESENTATIVE DISTRICT							
Vote for not more than 1							
Natalie A. Manley (DEM)	25,242	61.50	20,635	2,679	1,928		
Robert "Bob" Kalnicky (REP)	15,799	38.50	13,400	1,615	784		

	TOTAL VOTES	%	ELECTION DAY	CENTRAL	COUNT	PROV/GRACE	CITY OF AURORA	TOTAL COMBINED WITH CITY OF AURORA
CIRCUIT CLERK								
Vote for not more than 1								
Pamela J. "Pam" McGuire (DEM)	151,580	58.29	119,180	17,955	14,445	2,442		154,022
Marlene Carlson (REP)	108,454	41.71	87,772	12,898	7,784	1,515		109,969
RECORDER OF DEEDS								
Vote for not more than 1								
Karen A. Stukel (DEM)	136,686	52.77	106,977	16,405	13,304	2,266		138,952
Laurie McPhillips (REP)	122,322	47.23	99,124	14,400	8,798	1,659		123,981
STATE'S ATTORNEY								
Vote for not more than 1								
James W. Glasgow (DEM)	150,848	57.51	118,380	18,089	14,379	2,388		153,236
Dave Carlson (REP)	111,438	42.49	90,600	12,906	7,932	1,567		113,005
COUNTY AUDITOR								
Vote for not more than 1								
Duffy Blackburn (DEM)	133,915	52.32	104,395	16,289	13,231	2,220		136,135
Mark Batinick (REP)	122,046	47.68	99,264	14,150	8,632	1,679		123,725
CORONER								
Vote for not more than 1								
Patrick K. O'Neil (DEM)	153,413	59.42	120,972	18,143	14,298	2,370		155,783
Charles Lyons (REP)	104,758	40.58	84,522	12,552	7,684	1,550		106,308
CHIEF EXECUTIVE OFFICER								
Vote for not more than 1								
Lawrence M. "Larry" Walsh (DEM)	141,037	54.30	110,536	16,920	13,581	2,274		143,311
Cory Singer (REP)	118,719	45.70	96,327	13,860	8,532	1,651		120,370
REGIONAL SUPERINTENDENT OF SCHOOLS (IROQUOIS & KANKAKEE COUNTIES)								
Vote for not more than 1								
No Candidate (DEM)	0		0	0	0	0		
Gregg Murphy (REP)	16	100.00	15	0	1			
COUNTY BOARD MEMBER DISTRICT ONE								
Vote for not more than 2								
Robert E. Howard (DEM)	10,012	29.52	7,059	1,225	1,728			
David M. Fazzini (DEM)	7,545	22.24	5,431	937	1,177			
Judy Ogalla (REP)	8,664	25.54	7,147	891	626			
Kent B. Heisner (REP)	7,698	22.70	6,325	816	557			
COUNTY BOARD MEMBER DISTRICT TWO								
Vote for not more than 2								
Mario P. Carlasare (DEM)	9,079	26.59	7,126	1,131	822			
Jim Moustis (REP)	13,018	38.12	10,444	1,632	942			
Dave Izzo (REP)	12,052	35.29	9,655	1,500	897			

	TOTAL VOTES	%	ELECTION DAY	CENTRAL COUNT	PROV/GRACE	CITY OF AURORA	TOTAL COMBINED WITH CITY OF AURORA
COUNTY BOARD MEMBER DISTRICT THREE							
Vote for not more than 2							
Elizabeth J. "Beth" Rice (DEM)	10,135	36.40	8,109	1,101	925		
Donald A. Moran (DEM)	7,049	25.32	5,576	815	658		
Stephen J. Engel (REP)	5,721	20.55	4,928	462	331		
Victor D. Zack (REP)	4,937	17.73	4,227	423	287		
COUNTY BOARD MEMBER DISTRICT FOUR							
Vote for not more than 2							
Jacqueline L. Traynere (DEM)	10,856	37.18	8,248	1,357	1,251		
Kenneth Harris (DEM)	8,191	28.05	6,173	1,059	959		
Kenneth R. Cygan (REP)	5,205	17.83	4,321	527	357		
Felix George (REP)	4,945	16.94	4,079	514	352		
COUNTY BOARD MEMBER DISTRICT FIVE							
Vote for not more than 2							
Reed Bible (DEM)	6,293	30.96	4,748	768	777	2,292	8,585
Lee Ann Goodson (REP)	7,255	35.69	5,749	820	686	1,709	8,964
John F. Argoudelis (REP)	6,780	33.35	5,391	746	643	1,168	7,948
COUNTY BOARD MEMBER DISTRICT SIX							
Vote for not more than 2							
Mike O'Connell (DEM)	10,104	23.57	8,024	1,262	818		
Tim Vanderhyden (DEM)	8,430	19.66	6,662	1,092	676		
Don Gould (REP)	13,017	30.36	10,416	1,640	961		
Ragan Freitag (REP)	11,319	26.40	9,102	1,410	807		
COUNTY BOARD MEMBER DISTRICT SEVEN							
Vote for not more than 2							
Chester J. Strzelczyk, III (DEM)	8,967	28.97	7,248	1,156	563		
Mike Fricilone (REP)	10,877	35.15	8,776	1,468	633		
Stephen J. Balich (REP)	11,104	35.88	8,921	1,556	627		
COUNTY BOARD MEMBER DISTRICT EIGHT							
Vote for not more than 2							
Denise E. Winfrey (DEM)	11,670	63.20	8,708	1,667	1,295		
Herbert Brooks, Jr. (DEM)	6,796	36.80	4,952	1,104	740		
No Candidate (REP)	0		0	0	0		
COUNTY BOARD MEMBER DISTRICT NINE							
Vote for not more than 2							
Walter G. Adamic (DEM)	10,388	31.91	8,534	1,225	629		
Diane H. Seiler-Zigrossi (DEM)	9,228	28.35	7,579	1,084	565		
Catherine Perretta (REP)	7,517	23.09	6,380	830	307		
Ignacio G. "Jerry" Ramirez (REP)	5,421	16.65	4,548	626	247		


	TOTAL VOTES	%	ELECTION DAY	CENTRAL COUNT	PROV/GRACE	CITY OF AURORA	TOTAL COMBINED WITH CITY OF AURORA
COUNTY BOARD MEMBER DISTRICT TEN							
Vote for not more than 2							
Stephen M. Wilhelmi (DEM)	10,344	32.35	8,208	1,302	834		
Joseph M. Babich (DEM)	8,527	26.67	6,706	1,158	663		
Sharon Cemen Hicks (REP)	7,443	23.28	6,173	872	398		
Christine Boban-Merriman (REP)	5,657	17.69	4,620	731	306		
COUNTY BOARD MEMBER DISTRICT ELEVEN							
Vote for not more than 2							
Chris Michael Griffin (DEM)	8,984	28.20	6,513	1,247	1,224		
Suzanne Hart (REP)	12,045	37.81	9,265	1,509	1,271		
Charles "Chuck" Maher (REP)	10,826	33.99	8,389	1,342	1,095		
COUNTY BOARD MEMBER DISTRICT TWELVE							
Vote for not more than 2							
Santino Lettieri (DEM)	7,222	16.76	5,515	1,098	609		
John J. Sanchez, Jr. (DEM)	7,193	16.70	5,493	1,085	615		
Margo McDermed (REP)	13,362	31.01	10,093	2,119	1,150		
Tom Weigel (REP)	15,307	35.53	11,783	2,250	1,274		
COUNTY BOARD MEMBER DISTRICT THIRTEEN							
Vote for not more than 2							
Mark Ferry (DEM)	10,210	38.76	8,490	1,005	715		
Timothy J. Krawlidis (REP)	7,750	29.42	6,447	896	407		
Liz Collins (REP)	8,381	31.82	6,871	1,025	485		
LOCKPORT HEIGHTS SANITARY DISTRICT TRUSTEE							
Vote for not more than 1							
James D. Kuzma	285	100.00	262	19	4		
RETAIN TOM M. LYTTON							
Vote for not more than 1							
YES	177,760	75.61	141,331	20,978	15,451	2,890	180,650
NO	57,335	24.39	45,946	7,058	4,331	677	58,012
RETAIN DANIEL L. SCHMIDT							
Vote for not more than 1							
YES	179,380	76.44	142,752	21,145	15,483	2,895	182,275
NO	55,294	23.56	44,208	6,839	4,247	675	55,969
RETAIN DANIEL J. ROZAK							
Vote for not more than 1							
YES	179,217	76.02	142,719	21,155	15,343	2,852	182,069
NO	56,544	23.98	44,990	7,075	4,479	717	57,261

	TOTAL VOTES	%	ELECTION DAY	CENTRAL COUNT	PROV/GRACE	CITY OF AURORA	TOTAL COMBINED WITH CITY OF AURORA
CITY OF LOCKPORT REFERENDUM							
Vote for not more than 1							
YES	5,230	52.94	4,382	567	281		
NO.	4,650	47.06	3,996	455	199		
VILLAGE OF COAL CITY REFERENDUM							
Vote for not more than 1							
YES	0		0	0	0		
NO.	2	100.00	2	0	0		
VILLAGE OF HOMER GLEN REFERENDUM							
Vote for not more than 1							
YES	8,368	74.36	6,638	1,185	545		
NO.	2,885	25.64	2,299	369	217		
VILLAGE OF TINLEY PARK REFERENDUM							
Vote for not more than 1							
YES	2,154	73.37	1,672	264	218		
NO.	782	26.63	604	92	86		
MANHATTAN TOWNSHIP REFERENDUM							
Vote for not more than 1							
YES	2,183	55.67	1,860	170	153		
NO.	1,738	44.33	1,539	110	89		
NEW LENOX TOWNSHIP REFERENDUM							
Vote for not more than 1							
YES	9,934	54.78	7,730	1,458	746		
NO.	8,202	45.22	6,724	929	549		
WILTON TOWNSHIP REFERENDUM							
Vote for not more than 1							
YES	215	46.74	205	7	3		
NO.	245	53.26	208	24	13		
MANHATTAN-ELWOOD PUBLIC LIBRARY DISTRICT REFERENDUM							
Vote for not more than 1							
YES	2,697	44.73	2,281	229	187		
NO.	3,332	55.27	2,798	314	220		



Nancy Schultz Voots

W I L L C O U N T Y C L E R K



**CITY OF
AURORA
RESULTS**

**SUMMARY &
PRECINCT DETAILS**

Aurora Election Commission
November 6, 2012
General Election
Will County
OFFICIAL RESULTS

Date: 11/20/12
Time: 15:06:06
Page: 1 of 2

Registered Voters 5760 - Cards Cast 4188 72.71%

Num. Report Precinct 7 - Num. Reporting 7 100.00%

CONSTITUTION AMENDMENT		
	Total	
Number of Precincts	7	
Precincts Reporting	7	100.0 %
Times Counted	4185/5760	72.7 %
Total Votes	3706	
YES	2220	59.90%
NO	1486	40.10%

84TH GEN ASSEMBLY REP		
	Total	
Number of Precincts	7	
Precincts Reporting	7	100.0 %
Times Counted	4185/5760	72.7 %
Total Votes	4049	
PAT FEE REPUBLICAN R	1525	37.66%
STEPHANIE KIFOWIT DE D	2524	62.34%

PRESIDENT/VICE-PRESIDENT		
	Total	
Number of Precincts	7	
Precincts Reporting	7	100.0 %
Times Counted	4188/5760	72.7 %
Total Votes	4180	
MITT ROMNEY/PAILL RY.R	1619	38.73%
BARACK OBAMA/JOE BID	2493	59.64%
JOHNSON/GRAY LIBER LIB	56	1.34%
STEIN/HAWKINS GREEN G	9	0.22%
Write-in Votes	3	0.07%

97TH GEN ASSEMBLY REP		
	Total	
Number of Precincts	1	
Precincts Reporting	1	100.0 %
Times Counted	0/0	
Total Votes	0	
TOM CROSS REPUBLICA R	0	N/A
NO CANDIDATE D	0	N/A

14TH CONGRESS DIST REP		
	Total	
Number of Precincts	7	
Precincts Reporting	7	100.0 %
Times Counted	4188/5760	72.7 %
Total Votes	4032	
RANDY HULTGREN REPUBR	1731	42.93%
DENNIS ANDERSON DEMD	2301	57.07%
Write-in Votes	0	0.00%

CIRCUIT COURT CLERK-WILL		
	Total	
Number of Precincts	7	
Precincts Reporting	7	100.0 %
Times Counted	4185/5760	72.7 %
Total Votes	3957	
MARLENE CARLSON REPR	1515	38.29%
PAM MCGUIRE DEMOCR D	2442	61.71%

ST SENATOR- 42ND DIST		
	Total	
Number of Precincts	7	
Precincts Reporting	7	100.0 %
Times Counted	4185/5760	72.7 %
Total Votes	4024	
PETER HURTADO REPUBR	1562	38.82%
LINDA HOLMES DEMOCR D	2462	61.18%

RECORDER- WILL		
	Total	
Number of Precincts	7	
Precincts Reporting	7	100.0 %
Times Counted	4185/5760	72.7 %
Total Votes	3925	
LAURIE MCPHILLIPS RE R	1659	42.27%
KAREN STUKEL DEMOCR D	2266	57.73%

ST SENATOR - 49TH DIST		
	Total	
Number of Precincts	1	
Precincts Reporting	1	100.0 %
Times Counted	0/0	
Total Votes	0	
GARRETT M. PECK REP R	0	N/A
J BERTINO-TARRANT DE D	0	N/A

STATE'S ATTY-WILL		
	Total	
Number of Precincts	7	
Precincts Reporting	7	100.0 %
Times Counted	4185/5760	72.7 %
Total Votes	3955	
DAVE CARLSON REPUBLR	1567	39.62%
JAMES GLASGOW DEMOD	2388	60.38%

Aurora Election Commission
 November 6, 2012
 General Election
 Will County
OFFICIAL RESULTS

Date: 11/20/12
 Time: 15:06:06
 Page: 2 of 2

Registered Voters 5760 - Cards Cast 4188 72.71%

Num. Report Precinct 7 - Num. Reporting 7 100.00%

AUDITOR- WILL		
	Total	
Number of Precincts	7	
Precincts Reporting	7	100.0 %
Times Counted	4185/5760	72.7 %
Total Votes	3899	
MARK BATTINICK REPUBIR	1679	43.06%
DUFFY BLACKBURN DEMD	2220	56.94%

RETAIN SCHMIDT		
	Total	
Number of Precincts	7	
Precincts Reporting	7	100.0 %
Times Counted	4185/5760	72.7 %
Total Votes	3570	
YES	2895	81.09%
NO	675	18.91%

CORONER- WILL		
	Total	
Number of Precincts	7	
Precincts Reporting	7	100.0 %
Times Counted	4185/5760	72.7 %
Total Votes	3920	
CHARLES LYONS REPUBIR	1550	39.54%
PATRICK O'NEIL DEMOC D	2370	60.46%

RETAIN ROZAK		
	Total	
Number of Precincts	7	
Precincts Reporting	7	100.0 %
Times Counted	4185/5760	72.7 %
Total Votes	3569	
YES	2852	79.91%
NO	717	20.09%

CEO- WILL		
	Total	
Number of Precincts	7	
Precincts Reporting	7	100.0 %
Times Counted	4185/5760	72.7 %
Total Votes	3925	
CORY SINGER REPUBLICR	1651	42.06%
LARRY WALSH DEM D	2274	57.94%

WILL CNTY BRD DIST 5		
	Total	
Number of Precincts	7	
Precincts Reporting	7	100.0 %
Times Counted	4185/5760	72.7 %
Total Votes	5169	
LEE GOODSON REPUBLICR	1709	33.06%
JOHN ARGOUDELIS REPUBR	1168	22.60%
REED BIBLE DEMOCRAT D	2292	44.34%

RETAIN LYTTON		
	Total	
Number of Precincts	7	
Precincts Reporting	7	100.0 %
Times Counted	4185/5760	72.7 %
Total Votes	3567	
YES	2890	81.02%
NO	677	18.98%

Aurora Election Commission
 November 6, 2012
 General Election
 Will County
 Ward 9 Precinct 4
OFFICIAL RESULTS

Date: 11/20/12
 Time: 15:59:39
 Page: 1 of 2

Registered Voters 879 - Cards Cast 624 70.99%

Num. Report Precinct 1 - Num. Reporting 1 100.00%

CONSTITUTION AMENDMENT		
	Total	
Number of Precincts	1	
Precincts Reporting	1	100.0 %
Times Counted	623/879	70.9 %
Total Votes	558	
YES	330	59.14%
NO	228	40.86%

CIRCUIT COURT CLERK-WILL		
	Total	
Number of Precincts	1	
Precincts Reporting	1	100.0 %
Times Counted	623/879	70.9 %
Total Votes	592	
MARLENE CARLSON REPR	233	39.36%
PAM MCGUIRE DEMOCR D	359	60.64%

PRESIDENT/VICE-PRESIDENT		
PRESIDENT/VICE-PRES		
	Total	
Number of Precincts	1	
Precincts Reporting	1	100.0 %
Times Counted	624/879	71.0 %
Total Votes	622	
MITT ROMNEY/PAUL RY R	246	39.55%
BARACK OBAMA/JOE BILD	367	59.00%
JOHNSON/GRAY LIBER LIB	8	1.29%
STEIN/HAWKINS GREEN G	1	0.16%
Write-in Votes	0	0.00%

RECORDER- WILL		
	Total	
Number of Precincts	1	
Precincts Reporting	1	100.0 %
Times Counted	623/879	70.9 %
Total Votes	588	
LAURIE MCPHILLIPS RE R	257	43.71%
KAREN STUKEL DEMOCR D	331	56.29%

14TH CONGRESS DIST REP		
	Total	
Number of Precincts	1	
Precincts Reporting	1	100.0 %
Times Counted	624/879	71.0 %
Total Votes	601	
RANDY HULTGREN REPUB R	270	44.93%
DENNIS ANDERSON DEM D	331	55.07%
Write-in Votes	0	0.00%

STATE'S ATTY-WILL		
	Total	
Number of Precincts	1	
Precincts Reporting	1	100.0 %
Times Counted	623/879	70.9 %
Total Votes	588	
DAVE CARLSON REPUBLR	236	40.14%
JAMES GLASGOW DEMOD	352	59.86%

ST SENATOR- 42ND DIST		
	Total	
Number of Precincts	1	
Precincts Reporting	1	100.0 %
Times Counted	623/879	70.9 %
Total Votes	599	
PETER HURTADO REPUB R	240	40.07%
LINDA HOLMES DEMOCR D	359	59.93%

AUDITOR- WILL		
	Total	
Number of Precincts	1	
Precincts Reporting	1	100.0 %
Times Counted	623/879	70.9 %
Total Votes	583	
MARK BATINICK REPUBIR	254	43.57%
DUFFY BLACKBURN DEM D	329	56.43%

84TH GEN ASSEMBLY REP		
	Total	
Number of Precincts	1	
Precincts Reporting	1	100.0 %
Times Counted	623/879	70.9 %
Total Votes	603	
PAT FEE REPUBLICAN R	250	41.46%
STEPHANIE KIFOWIT DE D	353	58.54%

CORONER- WILL		
	Total	
Number of Precincts	1	
Precincts Reporting	1	100.0 %
Times Counted	623/879	70.9 %
Total Votes	587	
CHARLES LYONS REPUBIR	239	40.72%
PATRICK O'NEIL DEMOCR D	348	59.28%

Aurora Election Commission
 November 6, 2012
 General Election
 Will County
 Ward 9 Precinct 4
OFFICIAL RESULTS

Date:11/20/12
 Time:15:59:39
 Page:2 of 2

Registered Voters 879 - Cards Cast 624 70.99%

Num. Report Precinct 1 - Num. Reporting 1 100.00%

CBO- WILL		
	Total	
Number of Precincts	1	
Precincts Reporting	1	100.0 %
Times Counted	623/879	70.9 %
Total Votes	586	
CORY SINGER REPUBLICR	245	41.81%
LARRY WALSH DEM D	341	58.19%

WILL CNTY BRD DIST 5		
	Total	
Number of Precincts	1	
Precincts Reporting	1	100.0 %
Times Counted	623/879	70.9 %
Total Votes	765	
LEE GOODSON REPUBLICR	260	33.99%
JOHN ARGOUDELIS REPLR	178	23.27%
REED BIBLE DEMOCRAT D	327	42.75%

RETAIN LYTTON		
	Total	
Number of Precincts	1	
Precincts Reporting	1	100.0 %
Times Counted	623/879	70.9 %
Total Votes	528	
YES	423	80.11%
NO	105	19.89%

RETAIN SCHMIDT		
	Total	
Number of Precincts	1	
Precincts Reporting	1	100.0 %
Times Counted	623/879	70.9 %
Total Votes	529	
YES	429	81.10%
NO	100	18.90%

RETAIN ROZAK		
	Total	
Number of Precincts	1	
Precincts Reporting	1	100.0 %
Times Counted	623/879	70.9 %
Total Votes	526	
YES	419	79.66%
NO	107	20.34%

Aurora Election Commission
 November 6, 2012
 General Election
 Will County
 Ward 9 Precinct 5
OFFICIAL RESULTS

Date: 11/20/12
 Time: 15:59:56
 Page: 1 of 2

Registered Voters 768 - Cards Cast 576 75.00%

Num. Report Precinct 1 - Num. Reporting 1 100.00%

CONSTITUTION AMENDMENT		Total
Number of Precincts	1	
Precincts Reporting	1	100.0 %
Times Counted	575/768	74.9 %
Total Votes	495	
YES	286	57.78%
NO	209	42.22%

CIRCUIT COURT CLERK-WILL		Total
Number of Precincts	1	
Precincts Reporting	1	100.0 %
Times Counted	575/768	74.9 %
Total Votes	535	
MARLENE CARLSON REPR	209	39.07%
PAM MCGUIRE DEMOCR/D	326	60.93%

PRESIDENT/VICE-PRESIDENT		Total
Number of Precincts	1	
Precincts Reporting	1	100.0 %
Times Counted	576/768	75.0 %
Total Votes	574	
MITT ROMNEY/PAUL RY/R	229	39.90%
BARACK OBAMA/JOE BID	341	59.41%
JOHNSON/GRAY LIBER LIB	4	0.70%
STEIN/HAWKINS GREEN G	0	0.00%
Write-in Votes	0	0.00%

RECORDER- WILL		Total
Number of Precincts	1	
Precincts Reporting	1	100.0 %
Times Counted	575/768	74.9 %
Total Votes	528	
LAURIE MCPHILLIPS RE R	218	41.29%
KAREN STUKEL DEMOCR/D	310	58.71%

14TH CONGRESS DIST REP		Total
Number of Precincts	1	
Precincts Reporting	1	100.0 %
Times Counted	576/768	75.0 %
Total Votes	548	
RANDY HULTGREN REPLR	242	44.16%
DENNIS ANDERSON DEMD	306	55.84%
Write-in Votes	0	0.00%

STATE'S ATTY-WILL		Total
Number of Precincts	1	
Precincts Reporting	1	100.0 %
Times Counted	575/768	74.9 %
Total Votes	536	
DAVE CARLSON REPUBLR	210	39.18%
JAMES GLASGOW DEMOD	326	60.82%

ST SENATOR- 42ND DIST		Total
Number of Precincts	1	
Precincts Reporting	1	100.0 %
Times Counted	575/768	74.9 %
Total Votes	551	
PETER HURTADO REPUBR	216	39.20%
LINDA HOLMES DEMOCR/D	335	60.80%

AUDITOR- WILL		Total
Number of Precincts	1	
Precincts Reporting	1	100.0 %
Times Counted	575/768	74.9 %
Total Votes	526	
MARK BATINICK REPUBIR	230	43.73%
DUFFY BLACKBURN DEMD	296	56.27%

84TH GEN ASSEMBLY REP		Total
Number of Precincts	1	
Precincts Reporting	1	100.0 %
Times Counted	575/768	74.9 %
Total Votes	553	
PAT FEE REPUBLICAN R	196	35.44%
STEPHANIE KIFOWIT DE D	357	64.56%

CORONER- WILL		Total
Number of Precincts	1	
Precincts Reporting	1	100.0 %
Times Counted	575/768	74.9 %
Total Votes	526	
CHARLES LYONS REPUBIR	213	40.49%
PATRICK O'NEIL DEMOC D	313	59.51%

Aurora Election Commission
 November 6, 2012
 General Election
 Will County
 Ward 9 Precinct 5
 OFFICIAL RESULTS

Date:11/20/12
 Time:15:59:56
 Page:2 of 2

Registered Voters 768 - Cards Cast 576 75.00%

Num. Report Precinct 1 - Num. Reporting 1 100.00%

CEO- WILL			
	Total		
Number of Precincts	1		
Precincts Reporting	1	100.0 %	
Times Counted	575/768	74.9 %	
Total Votes	528		
CORY SINGER REPUBLICR	219	41.48%	
LARRY WALSH DEM D	309	58.52%	

WILL CNTY BRD DIST 5			
	Total		
Number of Precincts	1		
Precincts Reporting	1	100.0 %	
Times Counted	575/768	74.9 %	
Total Votes	692		
LEE GOODSON REPUBLICR	245	35.40%	
JOHN ARGOUDELIS REPLR	149	21.53%	
REED BIBLE DEMOCRAT D	298	43.06%	

RETAIN LYTTON			
	Total		
Number of Precincts	1		
Precincts Reporting	1	100.0 %	
Times Counted	575/768	74.9 %	
Total Votes	476		
YES	388	81.51%	
NO	88	18.49%	

RETAIN SCHMIDT			
	Total		
Number of Precincts	1		
Precincts Reporting	1	100.0 %	
Times Counted	575/768	74.9 %	
Total Votes	474		
YES	393	82.91%	
NO	81	17.09%	

RETAIN ROZAK			
	Total		
Number of Precincts	1		
Precincts Reporting	1	100.0 %	
Times Counted	575/768	74.9 %	
Total Votes	476		
YES	391	82.14%	
NO	85	17.86%	

Aurora Election Commission
 November 6, 2012
 General Election
 Will County
 Ward 9 Precinct 6
OFFICIAL RESULTS

Date: 11/20/12
 Time: 16:00:22
 Page: 1 of 2

Registered Voters 802 - Cards Cast 591 73.69%

Num. Report Precinct 1 - Num. Reporting 1 100.00%

CONSTITUTION AMENDMENT		Total
Number of Precincts		1
Precincts Reporting	1	100.0 %
Times Counted	591/802	73.7 %
Total Votes		519
YES	311	59.92%
NO	208	40.08%

CIRCUIT COURT CLERK-WILL		Total
Number of Precincts		1
Precincts Reporting	1	100.0 %
Times Counted	591/802	73.7 %
Total Votes		562
MARLENE CARLSON RBPR	190	33.81%
PAM MCGUIRE DEMOCR/D	372	66.19%

PRESIDENT/VICE-PRESIDENT		Total
Number of Precincts		1
Precincts Reporting	1	100.0 %
Times Counted	591/802	73.7 %
Total Votes		591
MITT ROMNEY/PAUL RY/R	202	34.18%
BARACK OBAMA/JOE BID	374	63.28%
JOHNSON/GRAY LIBER LIB	12	2.03%
STEIN/HAWKINS GREEN G	2	0.34%
Write-in Votes	1	0.17%

RECORDER- WILL		Total
Number of Precincts		1
Precincts Reporting	1	100.0 %
Times Counted	591/802	73.7 %
Total Votes		558
LAURIE MCPHILLIPS RE R	220	39.43%
KAREN STUKEL DEMOCRO	338	60.57%

14TH CONGRESS DIST REP		Total
Number of Precincts		1
Precincts Reporting	1	100.0 %
Times Counted	591/802	73.7 %
Total Votes		575
RANDY HULTGREN REPUBR	224	38.96%
DENNIS ANDERSON DEMD	351	61.04%
Write-in Votes	0	0.00%

STATE'S ATTY-WILL		Total
Number of Precincts		1
Precincts Reporting	1	100.0 %
Times Counted	591/802	73.7 %
Total Votes		557
DAVE CARLSON REPUBLR	205	36.80%
JAMES GLASGOW DEMOC/D	352	63.20%

ST SENATOR- 42ND DIST		Total
Number of Precincts		1
Precincts Reporting	1	100.0 %
Times Counted	591/802	73.7 %
Total Votes		571
PETER HURTADO REPUBR	197	34.50%
LINDA HOLMES DEMOCRO	374	65.50%

AUDITOR- WILL		Total
Number of Precincts		1
Precincts Reporting	1	100.0 %
Times Counted	591/802	73.7 %
Total Votes		552
MARK BATNICK REPUBIR	215	38.95%
DUFFY BLACKBURN DEMD	337	61.05%

64TH GEN ASSEMBLY REP		Total
Number of Precincts		1
Precincts Reporting	1	100.0 %
Times Counted	591/802	73.7 %
Total Votes		569
PAT FEE REPUBLICAN R	204	35.85%
STEPHANIE KIFOWIT DE D	365	64.15%

CORONER- WILL		Total
Number of Precincts		1
Precincts Reporting	1	100.0 %
Times Counted	591/802	73.7 %
Total Votes		552
CHARLES LYONS REPUBIR	206	37.32%
PATRICK O'NEIL DEMOC D	346	62.68%

Aurora Election Commission
 November 6, 2012
 General Election
 Will County
 Ward 9 Precinct 6
OFFICIAL RESULTS

Date: 11/20/12
 Time: 16:00:22
 Page: 2 of 2

Registered Voters 802 - Cards Cast 591 73.69%

Num. Report Precinct 1 - Num. Reporting 1 100.00%

CEO- WILL			
	Total		
Number of Precincts	1		
Precincts Reporting	1	100.0 %	
Times Counted	591/802	73.7 %	
Total Votes	556		
CORY SINGER REPUBLICR	218	39.21%	
LARRY WALSH DEM D	338	60.79%	

WILL CNTY BRD DIST 5			
	Total		
Number of Precincts	1		
Precincts Reporting	1	100.0 %	
Times Counted	591/802	73.7 %	
Total Votes	721		
LEE GOODSON REPUBLICR	216	29.96%	
JOHN ARGOUDELIS REPUR	158	21.91%	
REED BIBLE DEMOCRAT D	347	48.13%	

RETAIN LYTTON			
	Total		
Number of Precincts	1		
Precincts Reporting	1	100.0 %	
Times Counted	591/802	73.7 %	
Total Votes	513		
YES	400	77.97%	
NO	113	22.03%	

RETAIN SCHMIDT			
	Total		
Number of Precincts	1		
Precincts Reporting	1	100.0 %	
Times Counted	591/802	73.7 %	
Total Votes	511		
YES	400	78.28%	
NO	111	21.72%	

RETAIN ROZAK			
	Total		
Number of Precincts	1		
Precincts Reporting	1	100.0 %	
Times Counted	591/802	73.7 %	
Total Votes	511		
YES	395	77.30%	
NO	116	22.70%	

Aurora Election Commission
 November 6, 2012
 General Election
 Will County
 Ward 9 Precinct 7
OFFICIAL RESULTS

Date: 11/20/12
 Time: 16:00:33
 Page: 1 of 2

Registered Voters 1036 - Cards Cast 758 73.17%

Num. Report Precinct 1 - Num. Reporting 1 100.00%

CONSTITUTION AMENDMENT		
	Total	
Number of Precincts	1	
Precincts Reporting	1	100.0 %
Times Counted	758/1036	73.2 %
Total Votes	671	
YES	428	63.79%
NO	243	36.21%

CIRCUIT COURT CLERK-WILL		
	Total	
Number of Precincts	1	
Precincts Reporting	1	100.0 %
Times Counted	758/1036	73.2 %
Total Votes	721	
MARLENE CARLSON REPR	303	42.02%
PAM MCGUIRE DEMOCR/D	418	57.98%

PRESIDENT/VICE-PRESIDENT		
PRESIDENT/VICE-PRBS		
	Total	
Number of Precincts	1	
Precincts Reporting	1	100.0 %
Times Counted	758/1036	73.2 %
Total Votes	756	
MITT ROMNEY/PAUL RY R	314	41.53%
BARACK OBAMA/JOE BID	429	56.75%
JOHNSON/GRAY LIBER LIB	12	1.59%
STEIN/HAWKINS GREEN G	1	0.13%
Write-in Votes	0	0.00%

RECORDER- WILL		
	Total	
Number of Precincts	1	
Precincts Reporting	1	100.0 %
Times Counted	758/1036	73.2 %
Total Votes	714	
LAURIE MCPHILLIPS RE R	324	45.38%
KAREN STUKEL DEMOCRD	390	54.62%

14TH CONGRESS DIST REP		
	Total	
Number of Precincts	1	
Precincts Reporting	1	100.0 %
Times Counted	758/1036	73.2 %
Total Votes	733	
RANDY HULTGREN REPUBR	336	45.84%
DENNIS ANDERSON DEMD	397	54.16%
Write-in Votes	0	0.00%

STATE'S ATTY-WILL		
	Total	
Number of Precincts	1	
Precincts Reporting	1	100.0 %
Times Counted	758/1036	73.2 %
Total Votes	724	
DAVE CARLSON REPUBLR	313	43.23%
JAMES GLASGOW DEMOD	411	56.77%

ST SENATOR- 42ND DIST		
	Total	
Number of Precincts	1	
Precincts Reporting	1	100.0 %
Times Counted	758/1036	73.2 %
Total Votes	729	
PETER HURTADO REPUBR	305	41.84%
LINDA HOLMES DEMOCRD	424	58.16%

AUDITOR- WILL		
	Total	
Number of Precincts	1	
Precincts Reporting	1	100.0 %
Times Counted	758/1036	73.2 %
Total Votes	710	
MARK BATINICK REPUBR	335	47.18%
DUFFY BLACKBURN DEMD	375	52.82%

84TH GEN ASSEMBLY REP		
	Total	
Number of Precincts	1	
Precincts Reporting	1	100.0 %
Times Counted	758/1036	73.2 %
Total Votes	734	
PAT FEE REPUBLICAN R	295	40.19%
STEPHANIE KIFOWIT DE D	439	59.81%

CORONER- WILL		
	Total	
Number of Precincts	1	
Precincts Reporting	1	100.0 %
Times Counted	758/1036	73.2 %
Total Votes	713	
CHARLES LYONS REPUBR	315	44.18%
PATRICK O'NEIL DEMOC D	398	55.82%

Aurora Election Commission
 November 6, 2012
 General Election
 Will County
 Ward 9 Precinct 7
OFFICIAL RESULTS

Date: 11/20/12
 Time: 16:00:33
 Page: 2 of 2

Registered Voters 1036 - Cards Cast 758 73.17%

Num. Report Precinct 1 - Num. Reporting 1 100.00%

CBO- WILL			
	Total		
Number of Precincts	1		
Precincts Reporting	1	100.0 %	
Times Counted	758/1036	73.2 %	
Total Votes	720		
CORY SINGER REPUBLICR	335	46.53%	
LARRY WALSH DEM D	385	53.47%	

WILL CNTY BRD DIST 5			
	Total		
Number of Precincts	1		
Precincts Reporting	1	100.0 %	
Times Counted	758/1036	73.2 %	
Total Votes	962		
LEE GOODSON REPUBLICR	336	34.93%	
JOHN ARGOUDELIS REPUBR	236	24.53%	
REED BIBLE DEMOCRAT D	390	40.54%	

RETAIN LYTTON			
	Total		
Number of Precincts	1		
Precincts Reporting	1	100.0 %	
Times Counted	758/1036	73.2 %	
Total Votes	667		
YES	541	81.11%	
NO	126	18.89%	

RETAIN SCHMIDT			
	Total		
Number of Precincts	1		
Precincts Reporting	1	100.0 %	
Times Counted	758/1036	73.2 %	
Total Votes	666		
YES	538	80.78%	
NO	128	19.22%	

RETAIN ROZAK			
	Total		
Number of Precincts	1		
Precincts Reporting	1	100.0 %	
Times Counted	758/1036	73.2 %	
Total Votes	667		
YES	534	80.06%	
NO	133	19.94%	

Aurora Election Commission
 November 6, 2012
 General Election
 Will County
 Ward 9 Precinct 8
OFFICIAL RESULTS

Date: 11/20/12
 Time: 16:01:43
 Page: 1 of 2

Registered Voters 989 - Cards Cast 710 71.79%

Num. Report Precinct 1 - Num. Reporting 1 100.00%

CONSTITUTION AMENDMENT		
	Total	
Number of Precincts	1	
Precincts Reporting	1	100.0 %
Times Counted	709/989	71.7 %
Total Votes	640	
YES	378	59.06%
NO	262	40.94%

CIRCUIT COURT CLERK-WILL		
	Total	
Number of Precincts	1	
Precincts Reporting	1	100.0 %
Times Counted	709/989	71.7 %
Total Votes	663	
MARLENE CARLSON REPR	221	33.33%
PAM MCGUIRE DEMOCR/D	442	66.67%

PRESIDENT/VICE-PRESIDENT		
PRESIDENT/VICE-PRES		
	Total	
Number of Precincts	1	
Precincts Reporting	1	100.0 %
Times Counted	710/989	71.8 %
Total Votes	708	
MITT ROMNEY/PAUL RYR	239	33.76%
BARACK OBAMA/JOE BID	455	64.27%
JOHNSON/GRAY LIBER LIB	11	1.55%
STEIN/HAWKINS GREEN G	2	0.28%
Write-in Votes	1	0.14%

RECORDER- WILL		
	Total	
Number of Precincts	1	
Precincts Reporting	1	100.0 %
Times Counted	709/989	71.7 %
Total Votes	654	
LAURIE MCPHILLIPS RE R	250	38.23%
KAREN STUKEL DEMOC/D	404	61.77%

14TH CONGRESS DIST REP		
	Total	
Number of Precincts	1	
Precincts Reporting	1	100.0 %
Times Counted	710/989	71.8 %
Total Votes	678	
RANDY HULTGREN REPLR	256	37.76%
DENNIS ANDERSON DEMD	422	62.24%
Write-in Votes	0	0.00%

STATE'S ATTY-WILL		
	Total	
Number of Precincts	1	
Precincts Reporting	1	100.0 %
Times Counted	709/989	71.7 %
Total Votes	664	
DAVE CARLSON REPUBLR	230	34.64%
JAMES GLASGOW DEMOC/D	434	65.36%

ST SENATOR- 42ND DIST		
	Total	
Number of Precincts	1	
Precincts Reporting	1	100.0 %
Times Counted	709/989	71.7 %
Total Votes	678	
PETER HURTADO REPUBLR	234	34.51%
LINDA HOLMES DEMOCR/D	444	65.49%

AUDITOR- WILL		
	Total	
Number of Precincts	1	
Precincts Reporting	1	100.0 %
Times Counted	709/989	71.7 %
Total Votes	653	
MARK BATINICK REPUBLR	252	38.59%
DUFFY BLACKBURN DEMD	401	61.41%

84TH GEN ASSEMBLY REP		
	Total	
Number of Precincts	1	
Precincts Reporting	1	100.0 %
Times Counted	709/989	71.7 %
Total Votes	679	
PAT FEE REPUBLICAN R	230	33.87%
STEPHANIE KIFOWIT DE D	449	66.13%

CORONER- WILL		
	Total	
Number of Precincts	1	
Precincts Reporting	1	100.0 %
Times Counted	709/989	71.7 %
Total Votes	660	
CHARLES LYONS REPUBLR	224	33.94%
PATRICK O'NEIL DEMOC/D	436	66.06%

Aurora Election Commission
 November 6, 2012
 General Election
 Will County
 Ward 9 Precinct 8
OFFICIAL RESULTS

Date: 11/20/12
 Time: 16:01:43
 Page: 2 of 2

Registered Voters 989 - Cards Cast 710 71.79%

Num. Report Precinct 1 - Num. Reporting 1 100.00%

CEO- WILL			
	Total		
Number of Precincts	1		
Precincts Reporting	1	100.0 %	
Times Counted	709/989	71.7 %	
Total Votes	657		
CORY SINGER REPUBLICR	247	37.60%	
LARRY WALSH DEM D	410	62.40%	

WILL CNTY BRD DIST 5			
	Total		
Number of Precincts	1		
Precincts Reporting	1	100.0 %	
Times Counted	709/989	71.7 %	
Total Votes	862		
LEE GOODSON REPUBLICR	265	30.74%	
JOHN ARGOUDELIS REPLR	176	20.42%	
REED BIBLE DEMOCRAT D	421	48.84%	

RETAIN LYTTON			
	Total		
Number of Precincts	1		
Precincts Reporting	1	100.0 %	
Times Counted	709/989	71.7 %	
Total Votes	594		
YES	487	81.99%	
NO	107	18.01%	

RETAIN SCHMIDT			
	Total		
Number of Precincts	1		
Precincts Reporting	1	100.0 %	
Times Counted	709/989	71.7 %	
Total Votes	596		
YES	488	81.88%	
NO	108	18.12%	

RETAIN ROZAK			
	Total		
Number of Precincts	1		
Precincts Reporting	1	100.0 %	
Times Counted	709/989	71.7 %	
Total Votes	595		
YES	475	79.83%	
NO	120	20.17%	

Aurora Election Commission
 November 6, 2012
 General Election
 Will County
 Ward 9 Precinct 9
OFFICIAL RESULTS

Date: 11/20/12
 Time: 16:02:03
 Page: 1 of 2

Registered Voters 855 - Cards Cast 616 72.05%

Num. Report Precinct 1 - Num. Reporting 1 100.00%

CONSTITUTION AMENDMENT		Total
Number of Precincts	1	
Precincts Reporting	1	100.0 %
Times Counted	616/855	72.0 %
Total Votes	548	
YES	322	58.76%
NO	226	41.24%

CIRCUIT COURT CLERK-WILL		Total
Number of Precincts	1	
Precincts Reporting	1	100.0 %
Times Counted	616/855	72.0 %
Total Votes	583	
MARLENE CARLSON REPR	244	41.85%
PAM MCGUIRE DEMOCR D	339	58.15%

PRESIDENT/VICE-PRESIDENT		Total
Number of Precincts	1	
Precincts Reporting	1	100.0 %
Times Counted	616/855	72.0 %
Total Votes	616	
MITT ROMNEY/PAUL RY R	261	42.37%
BARACK OBAMA/JOB BID	344	55.84%
JOHNSON/GRAY LIBER LIB	9	1.46%
STEIN/HAWKINS GREEN G	1	0.16%
Write-in Votes	1	0.16%

RECORDER- WILL		Total
Number of Precincts	1	
Precincts Reporting	1	100.0 %
Times Counted	616/855	72.0 %
Total Votes	584	
LAURIE MCPHILLIPS RE R	267	45.72%
KAREN STUKEL DEMOCFD	317	54.28%

14TH CONGRESS DIST REP		Total
Number of Precincts	1	
Precincts Reporting	1	100.0 %
Times Counted	616/855	72.0 %
Total Votes	593	
RANDY HULTGREN REPLR	275	46.37%
DENNIS ANDERSON DEMD	318	53.63%
Write-in Votes	0	0.00%

STATE'S ATTY-WILL		Total
Number of Precincts	1	
Precincts Reporting	1	100.0 %
Times Counted	616/855	72.0 %
Total Votes	585	
DAVE CARLSON REPUBLR	255	43.59%
JAMES GLASGOW DEMOD	330	56.41%

ST SENATOR- 42ND DIST		Total
Number of Precincts	1	
Precincts Reporting	1	100.0 %
Times Counted	616/855	72.0 %
Total Votes	593	
PETER HURTADO REPUER	248	41.82%
LINDA HOLMES DEMOCR D	345	58.18%

AUDITOR- WILL		Total
Number of Precincts	1	
Precincts Reporting	1	100.0 %
Times Counted	616/855	72.0 %
Total Votes	578	
MARK BATINICK REPUER	263	45.50%
DUFFY BLACKBURN DEMD	315	54.50%

84TH GEN ASSEMBLY REP		Total
Number of Precincts	1	
Precincts Reporting	1	100.0 %
Times Counted	616/855	72.0 %
Total Votes	604	
PAT FEE REPUBLICAN R	252	41.72%
STEPHANIE KIFOWIT DE D	352	58.28%

CORONER- WILL		Total
Number of Precincts	1	
Precincts Reporting	1	100.0 %
Times Counted	616/855	72.0 %
Total Votes	582	
CHARLES LYONS REPUER	240	41.24%
PATRICK O'NEIL DEMOC D	342	58.76%

Aurora Election Commission
 November 6, 2012
 General Election
 Will County
 Ward 9 Precinct 9
OFFICIAL RESULTS

Date:11/20/12
 Time:16:02:03
 Page:2 of 2

Registered Voters 855 - Cards Cast 616 72.05%

Num. Report Precinct 1 - Num. Reporting 1 100.00%

CEO- WILL		
	Total	
Number of Precincts	1	
Precincts Reporting	1	100.0 %
Times Counted	616/855	72.0 %
Total Votes	581	
CORY SINGER REPUBLICR	270	46.47%
LARRY WALSH DEM D	311	53.53%

WILL CNTY BRD DIST 5		
	Total	
Number of Precincts	1	
Precincts Reporting	1	100.0 %
Times Counted	616/855	72.0 %
Total Votes	782	
LEE GOODSON REPUBLICR	266	34.02%
JOHN ARGOUDELIS REPLR	186	23.79%
REED BIBLE DEMOCRAT D	330	42.20%

RETAIN LYTTON		
	Total	
Number of Precincts	1	
Precincts Reporting	1	100.0 %
Times Counted	616/855	72.0 %
Total Votes	510	
YES	413	80.98%
NO	97	19.02%

RETAIN SCHMIDT		
	Total	
Number of Precincts	1	
Precincts Reporting	1	100.0 %
Times Counted	616/855	72.0 %
Total Votes	511	
YES	411	80.43%
NO	100	19.57%

RETAIN ROZAK		
	Total	
Number of Precincts	1	
Precincts Reporting	1	100.0 %
Times Counted	616/855	72.0 %
Total Votes	512	
YES	404	78.91%
NO	108	21.09%

Aurora Election Commission
 November 6, 2012
 General Election
 Will County
 Ward 9 Precinct 10
OFFICIAL RESULTS

Date: 11/20/12
 Time: 16:02:19
 Page: 1 of 2

Registered Voters 431 - Cards Cast 313 72.62%

Num. Report Precinct 1 - Num. Reporting 1 100.00%

CONSTITUTION AMENDMENT			
	Total		
Number of Precincts	1		
Precincts Reporting	1	100.0 %	
Times Counted	313/431	72.6 %	
Total Votes	275		
YES	165	60.00%	
NO	110	40.00%	

84TH GEN ASSEMBLY REP			
	Total		
Number of Precincts	1		
Precincts Reporting	1	100.0 %	
Times Counted	313/431	72.6 %	
Total Votes	307		
PAT FEE REPUBLICAN R	98	31.92%	
STEPHANIE KIFOWIT DE D	209	68.08%	

PRESIDENT/VICE-PRESIDENT			
PRESIDENT/VICE-PRES			
	Total		
Number of Precincts	1		
Precincts Reporting	1	100.0 %	
Times Counted	313/431	72.6 %	
Total Votes	313		
MITT ROMNEY/PAUL RY R	128	40.89%	
BARACK OBAMA/JOE BID	183	58.47%	
JOHNSON/GRAY LIBER LIB	0	0.00%	
STEIN/HAWKINS GREEN G	2	0.64%	
Write-in Votes	0	0.00%	

97TH GEN ASSEMBLY REP			
	Total		
Number of Precincts	1		
Precincts Reporting	1	100.0 %	
Times Counted	0/0		
Total Votes	0		
TOM CROSS REPUBLICA R	0	N/A	
NO CANDIDATE D	0	N/A	

14TH CONGRESS DIST REP			
	Total		
Number of Precincts	1		
Precincts Reporting	1	100.0 %	
Times Counted	313/431	72.6 %	
Total Votes	304		
RANDY HULTGREN REPUB R	128	42.11%	
DENNIS ANDERSON DEMD	176	57.89%	
Write-in Votes	0	0.00%	

CIRCUIT COURT CLERK-WILL			
	Total		
Number of Precincts	1		
Precincts Reporting	1	100.0 %	
Times Counted	313/431	72.6 %	
Total Votes	301		
MARLENE CARLSON REPR	115	38.21%	
PAM MCGUIRE DEMOCR D	186	61.79%	

ST SENATOR- 42ND DIST			
	Total		
Number of Precincts	1		
Precincts Reporting	1	100.0 %	
Times Counted	313/431	72.6 %	
Total Votes	303		
PETER HURTADO REPUB R	122	40.26%	
LINDA HOLMES DEMOCR D	181	59.74%	

RECORDER- WILL			
	Total		
Number of Precincts	1		
Precincts Reporting	1	100.0 %	
Times Counted	313/431	72.6 %	
Total Votes	299		
LAURIE MCPHILLIPS RE R	123	41.14%	
KAREN STUKEL DEMOCR D	176	58.86%	

ST SENATOR - 49TH DIST			
	Total		
Number of Precincts	1		
Precincts Reporting	1	100.0 %	
Times Counted	0/0		
Total Votes	0		
GARRETT M. PECK REP R	0	N/A	
J BERTINO-TARRANT DE D	0	N/A	

STATE'S ATTY-WILL			
	Total		
Number of Precincts	1		
Precincts Reporting	1	100.0 %	
Times Counted	313/431	72.6 %	
Total Votes	301		
DAVE CARLSON REPUB R	118	39.20%	
JAMES GLASGOW DEMOD	183	60.80%	

Aurora Election Commission
 November 6, 2012
 General Election
 Will County
 Ward 9 Precinct 10
OFFICIAL RESULTS

Date: 11/20/12
 Time: 16:02:19
 Page: 2 of 2

Registered Voters 431 - Cards Cast 313 72.62%

Num. Report Precinct 1 - Num. Reporting 1 100.00%

AUDITOR- WILL		Total	
Number of Precincts	1		
Precincts Reporting	1	100.0 %	
Times Counted	313/431	72.6 %	
Total Votes	297		
MARK BATINICK REPUBIR	130	43.77%	
DUFFY BLACKBURN DEMD	167	56.23%	

RETAIN SCHMIDT		Total	
Number of Precincts	1		
Precincts Reporting	1	100.0 %	
Times Counted	313/431	72.6 %	
Total Votes	283		
YES	236	83.39%	
NO	47	16.61%	

CORONER- WILL		Total	
Number of Precincts	1		
Precincts Reporting	1	100.0 %	
Times Counted	313/431	72.6 %	
Total Votes	300		
CHARLES LYONS REPUBIR	113	37.67%	
PATRICK O'NEIL DEMOC D	187	62.33%	

RETAIN ROZAK		Total	
Number of Precincts	1		
Precincts Reporting	1	100.0 %	
Times Counted	313/431	72.6 %	
Total Votes	282		
YES	234	82.98%	
NO	48	17.02%	

CEO- WILL		Total	
Number of Precincts	1		
Precincts Reporting	1	100.0 %	
Times Counted	313/431	72.6 %	
Total Votes	297		
CORY SINGER REPUBLICR	117	39.39%	
LARRY WALSH DEM D	180	60.61%	

WILL CNTY BRD DIST 5		Total	
Number of Precincts	1		
Precincts Reporting	1	100.0 %	
Times Counted	313/431	72.6 %	
Total Votes	385		
LEE GOODSON REPUBLICR	121	31.43%	
JOHN ARGOUDELIS REPUBR	85	22.08%	
REED BIBLE DEMOCRAT D	179	46.49%	

RETAIN LYTTON		Total	
Number of Precincts	1		
Precincts Reporting	1	100.0 %	
Times Counted	313/431	72.6 %	
Total Votes	279		
YES	238	85.30%	
NO	41	14.70%	



Nancy Schultz Voots

W I L L C O U N T Y C L E R K

A stylized graphic of the American flag, featuring a blue field with white stars on the left and red and white stripes on the right, set against a blue background.

WRITE-INS



Nancy Schultz Voots

W I L L C O U N T Y C L E R K

**Official Write-In Results
November 6, 2012 General Election**

Summary Totals

<u>Name</u>	<u>Office</u>	<u>Total Votes</u>
Paul Chehade/Steve McAllister	President/Vice President of the United States	1
Virgil Goode/Jim Clymer	President/Vice President of the United States	31
Jill Reed/Tom Cary	President/Vice President of the United States	1
Ross C. "Rocky" Anderson	President of the United States	12
Richard Duncan	President of the United States	0
Michael W. Hawkins	President of the United States	0
Tom Hoefling	President of the United States	0
Darrell Hykes	President of the United States	0
Nelson Keyton	President of the United States	0
Dennis Knill	President of the United States	0
Barbara A. Prokopich	President of the United States	2
Cecil James Roth	President of the United States	0
Beverly Simmons-Miller	President of the United States	0
Mary Ann Tomkins Segal	President of the United States	0
Roy Wayne Tyree	President of the United States	0
Jonathan D. Ellis	Vice President of the United States	0
Anthony W. Williams	Representative in Congress - 2nd Congressional District	7
Chris Michel	Representative in Congress - 11th Congressional District	19
Xavier (X) Roman	State Senator - 17th Legislative District	4
Joseph Vidricko	State Senator - 49th Legislative District	1
Darnell B. Macklin	State Representative - 34th Legislative District	2



**Official Write-In Results
November 6, 2012 General Election**

**Paul Chehade/Steve McAllister
President/Vice President of the United States**

<u>Precincts</u>	<u>Election Night</u>	<u>Central Count</u>	<u>Provisional & Grace Period</u>	<u>TOTAL VOTES</u>
Frankfort Pct. 015	1	0	0	1
	EN: 1	CC: 0	GP: 0	GT: 1

**Virgil Goode/Jim Clymer
President/Vice President of the United States**

<u>Precincts</u>	<u>Election Night</u>	<u>Central Count</u>	<u>Provisional & Grace Period</u>	<u>TOTAL VOTES</u>
Channahon Pct. 004	1	0	0	1
DuPage Pct. 016	1	0	0	1
DuPage Pct. 018	1	0	0	1
DuPage Pct. 030	1	0	0	1
Frankfort Pct. 005	1	0	0	1
Frankfort Pct. 025	1	0	0	1
Frankfort Pct. 027	2	0	0	2
Homer Pct. 017	2	0	0	2
Joliet Pct. 003	1	0	0	1
Joliet Pct. 033	2	0	0	2
Lockport Pct. 006	1	0	0	1
Manhattan Pct. 002	1	0	0	1
New Lenox Pct. 006	1	0	0	1
New Lenox Pct. 017	1	0	0	1
Peotone Pct. 001	1	1	1	3
Plainfield Pct. 002	1	0	0	1
Plainfield Pct. 013	2	0	0	2
Plainfield Pct. 020	1	0	0	1
Troy Pct. 010	2	0	0	2
Washington Pct. 001	1	0	0	1
Wheatland Pct. 005	1	0	0	1
Wheatland Pct. 008	1	0	0	1
Wheatland Pct. 016	1	0	0	1
Wheatland Pct. 028	1	0	0	1
	EN: 29	CC: 1	GP: 1	GT: 31



Nancy Schultz Voots

W I L L C O U N T Y C L E R K

Jill Reed/Tom Cary President/Vice President of the United States

<u>Precincts</u>	<u>Election Night</u>	<u>Central Count</u>	<u>Provisional & Grace Period</u>	<u>TOTAL VOTES</u>			
Plainfield Pct. 003	1	0	0	1			
EN:	1	CC:	0	GP:	0	GT:	1

Ross C. "Rocky" Anderson President of the United States

<u>Precincts</u>	<u>Election Night</u>	<u>Central Count</u>	<u>Provisional & Grace Period</u>	<u>TOTAL VOTES</u>			
DuPage Pct. 002	0	1	0	1			
DuPage Pct. 018	1	0	0	1			
Frankfort Pct. 009	2	0	0	2			
Frankfort Pct. 023	0	0	1	1			
Homer Pct. 017	0	0	1	1			
Joliet Pct. 021	1	0	0	1			
Lockport Pct. 024	1	0	0	1			
New Lenox Pct. 018	2	0	0	2			
Wheatland Pct. 010	1	0	0	1			
Wheatland Pct. 026	1	0	0	1			
EN:	9	CC:	1	GP:	2	GT:	12

Richard Duncan President of the United States

<u>Precincts</u>	<u>Election Night</u>	<u>Central Count</u>	<u>Provisional & Grace Period</u>	<u>TOTAL VOTES</u>			
	0	0	0	0			
EN:	0	CC:	0	GP:	0	GT:	0

Michael W. Hawkins President of the United States

<u>Precincts</u>	<u>Election Night</u>	<u>Central Count</u>	<u>Provisional & Grace Period</u>	<u>TOTAL VOTES</u>			
	0	0	0	0			
EN:	0	CC:	0	GP:	0	GT:	0



Nancy Schultz Voots

W I L L C O U N T Y C L E R K

Tom Hoefling President of the United States

<u>Precincts</u>	<u>Election Night</u>	<u>Central Count</u>	<u>Provisional & Grace Period</u>	<u>TOTAL VOTES</u>	
	0	0	0	0	
EN:	0	CC:	0	GP:	0
			GT:	0	

Darrell Hykes President of the United States

<u>Precincts</u>	<u>Election Night</u>	<u>Central Count</u>	<u>Provisional & Grace Period</u>	<u>TOTAL VOTES</u>	
	0	0	0	0	
EN:	0	CC:	0	GP:	0
			GT:	0	

Nelson Keyton President of the United States

<u>Precincts</u>	<u>Election Night</u>	<u>Central Count</u>	<u>Provisional & Grace Period</u>	<u>TOTAL VOTES</u>	
	0	0	0	0	
EN:	0	CC:	0	GP:	0
			GT:	0	

Dennis Knill President of the United States

<u>Precincts</u>	<u>Election Night</u>	<u>Central Count</u>	<u>Provisional & Grace Period</u>	<u>TOTAL VOTES</u>	
	0	0	0	0	
EN:	0	CC:	0	GP:	0
			GT:	0	

Barbara A. Prokopich President of the United States

<u>Precincts</u>	<u>Election Night</u>	<u>Central Count</u>	<u>Provisional & Grace Period</u>	<u>TOTAL VOTES</u>	
Frankfort Pct. 009	2	0	0	2	
EN:	2	CC:	0	GP:	0
			GT:	2	



Nancy Schultz Voots

W I L L C O U N T Y C L E R K

Cecil James Roth President of the United States

<u>Precincts</u>	<u>Election Night</u>	<u>Central Count</u>	<u>Provisional & Grace Period</u>	<u>TOTAL VOTES</u>	
	0	0	0	0	
EN:	0	CC:	0	GP:	0
			GT:	0	

Beverly Simmons-Miller President of the United States

<u>Precincts</u>	<u>Election Night</u>	<u>Central Count</u>	<u>Provisional & Grace Period</u>	<u>TOTAL VOTES</u>	
	0	0	0	0	
EN:	0	CC:	0	GP:	0
			GT:	0	

Mary Ann Tomkins Segal President of the United States

<u>Precincts</u>	<u>Election Night</u>	<u>Central Count</u>	<u>Provisional & Grace Period</u>	<u>TOTAL VOTES</u>	
	0	0	0	0	
EN:	0	CC:	0	GP:	0
			GT:	0	

Roy Wayne Tyree President of the United States

<u>Precincts</u>	<u>Election Night</u>	<u>Central Count</u>	<u>Provisional & Grace Period</u>	<u>TOTAL VOTES</u>	
	0	0	0	0	
EN:	0	CC:	0	GP:	0
			GT:	0	

Jonathan D. Ellis Vice President of the United States

<u>Precincts</u>	<u>Election Night</u>	<u>Central Count</u>	<u>Provisional & Grace Period</u>	<u>TOTAL VOTES</u>	
	0	0	0	0	
EN:	0	CC:	0	GP:	0
			GT:	0	



Nancy Schultz Voots

W I L L C O U N T Y C L E R K

**Official Write-In Results
November 6, 2012 General Election**

**Anthony W. Williams
Representative in Congress - 2nd Congressional District**

<u>Precincts</u>	<u>Election Night</u>	<u>Central Count</u>	<u>Provisional & Grace Period</u>	<u>TOTAL VOTES</u>			
Crete Pct. 001	0	0	0	0			
Crete Pct. 002	0	0	1	1			
Crete Pct. 003	0	0	0	0			
Crete Pct. 004	0	0	0	0			
Crete Pct. 005	0	0	0	0			
Crete Pct. 006	0	0	0	0			
Crete Pct. 007	0	0	0	0			
Crete Pct. 008	0	0	0	0			
Crete Pct. 009	0	0	0	0			
Crete Pct. 010	0	0	0	0			
Crete Pct. 011	0	0	0	0			
Crete Pct. 012	0	0	0	0			
Monee Pct. 001	1	0	0	1			
Monee Pct. 002	0	1	0	1			
Monee Pct. 003	0	0	0	0			
Monee Pct. 004	0	0	0	0			
Monee Pct. 005	0	0	0	0			
Monee Pct. 006	0	0	0	0			
Monee Pct. 007	0	0	0	0			
Monee Pct. 008	0	0	0	0			
Peotone Pct. 001	0	0	0	0			
Peotone Pct. 002	1	0	0	1			
Washington Pct. 001	0	0	0	0			
Washington Pct. 002	0	0	0	0			
Washington Pct. 003	0	0	0	0			
Will Pct. 001	3	0	0	3			
Wilton Pct. 001	0	0	0	0			
EN:	5	CC:	1	GP:	1	GT:	7



Nancy Schultz Voots

WILL COUNTY CLERK

Chris Michel Representative in Congress - 11th Congressional District

<u>Precincts</u>	<u>Election Night</u>	<u>Central Count</u>	<u>Provisional & Grace Period</u>	<u>TOTAL VOTES</u>
DuPage Pct. 001	0	0	0	0
DuPage Pct. 002	0	0	0	0
DuPage Pct. 003	0	0	0	0
DuPage Pct. 004	0	0	0	0
DuPage Pct. 005	0	0	0	0
DuPage Pct. 006	0	0	0	0
DuPage Pct. 007	0	0	0	0
DuPage Pct. 008	0	0	0	0
DuPage Pct. 009	0	0	0	0
DuPage Pct. 010	0	0	0	0
DuPage Pct. 011	0	0	0	0
DuPage Pct. 012	0	0	0	0
DuPage Pct. 013	0	0	0	0
DuPage Pct. 014	0	0	0	0
DuPage Pct. 015	0	0	0	0
DuPage Pct. 016	0	0	0	0
DuPage Pct. 017	0	0	0	0
DuPage Pct. 018	0	0	0	0
DuPage Pct. 019	0	0	0	0
DuPage Pct. 020	0	0	0	0
DuPage Pct. 021	0	0	0	0
DuPage Pct. 022	0	0	0	0
DuPage Pct. 023	4	0	0	4
DuPage Pct. 024	0	0	0	0
DuPage Pct. 025	0	0	0	0
DuPage Pct. 026	1	0	0	1
DuPage Pct. 027	2	0	0	2
DuPage Pct. 028	0	0	0	0
DuPage Pct. 029	0	0	0	0
DuPage Pct. 030	0	0	0	0
DuPage Pct. 031	0	0	0	0
DuPage Pct. 032	0	0	0	0
DuPage Pct. 033	0	0	0	0
DuPage Pct. 034	0	0	0	0
DuPage Pct. 036	0	0	0	0
Jackson Pct. 001	0	0	0	0
Joliet Pct. 001	0	0	0	0
Joliet Pct. 002	0	0	0	0
Joliet Pct. 004	0	0	0	0
Joliet Pct. 005	0	0	0	0



Nancy Schultz Voots

W I L L C O U N T Y C L E R K

Joliet Pct. 006	0	0	0	0
Joliet Pct. 007	0	0	0	0
Joliet Pct. 008	0	0	0	0
Joliet Pct. 009	0	0	0	0
Joliet Pct. 010	0	0	0	0
Joliet Pct. 011	0	0	0	0
Joliet Pct. 012	0	0	0	0
Joliet Pct. 013	0	0	0	0
Joliet Pct. 014	0	0	0	0
Joliet Pct. 015	0	0	0	0
Joliet Pct. 016	0	0	0	0
Joliet Pct. 017	0	0	0	0
Joliet Pct. 018	0	0	0	0
Joliet Pct. 019	0	0	0	0
Joliet Pct. 020	0	0	0	0
Joliet Pct. 021	0	0	0	0
Joliet Pct. 022	0	0	0	0
Joliet Pct. 023	0	0	0	0
Joliet Pct. 024	0	0	0	0
Joliet Pct. 025	1	0	0	1
Joliet Pct. 026	0	0	0	0
Joliet Pct. 027	0	0	0	0
Joliet Pct. 028	0	0	0	0
Joliet Pct. 029	0	0	0	0
Joliet Pct. 030	0	0	0	0
Joliet Pct. 031	0	0	0	0
Joliet Pct. 032	0	0	0	0
Joliet Pct. 033	4	0	0	4
Joliet Pct. 034	0	0	0	0
Joliet Pct. 035	0	0	0	0
Joliet Pct. 036	0	0	0	0
Joliet Pct. 037	0	0	0	0
Lockport Pct. 001	0	0	0	0
Lockport Pct. 006	0	0	0	0
Lockport Pct. 007	0	0	0	0
Lockport Pct. 008	2	0	0	2
Lockport Pct. 009	0	0	0	0
Lockport Pct. 013	0	0	0	0
Lockport Pct. 014	0	0	0	0
Lockport Pct. 020	0	0	0	0
New Lenox Pct. 001	0	0	0	0
New Lenox Pct. 002	0	0	0	0
New Lenox Pct. 003	0	0	0	0
New Lenox Pct. 004	0	0	0	0
New Lenox Pct. 005	0	0	0	0
New Lenox Pct. 006	0	0	0	0



Nancy Schultz Voots

W I L L C O U N T Y C L E R K

New Lenox Pct. 009	0	0	0	0
New Lenox Pct. 010	0	0	0	0
New Lenox Pct. 011	0	0	0	0
New Lenox Pct. 016	0	0	0	0
New Lenox Pct. 018	0	0	0	0
Plainfield Pct. 004	0	0	0	0
Plainfield Pct. 005	0	0	0	0
Plainfield Pct. 006	0	0	0	0
Plainfield Pct. 007	0	0	0	0
Plainfield Pct. 010	0	0	0	0
Plainfield Pct. 011	0	0	0	0
Plainfield Pct. 012	0	0	0	0
Plainfield Pct. 013	0	0	0	0
Plainfield Pct. 014	0	0	0	0
Plainfield Pct. 015	0	0	0	0
Plainfield Pct. 016	1	0	0	1
Plainfield Pct. 017	0	0	0	0
Plainfield Pct. 018	0	0	0	0
Plainfield Pct. 019	1	0	0	1
Plainfield Pct. 020	0	0	0	0
Plainfield Pct. 021	0	0	0	0
Plainfield Pct. 022	0	0	0	0
Plainfield Pct. 023	0	0	0	0
Plainfield Pct. 024	0	0	0	0
Plainfield Pct. 025	0	0	0	0
Plainfield Pct. 026	0	0	0	0
Plainfield Pct. 027	0	0	0	0
Plainfield Pct. 028	0	0	0	0
Plainfield Pct. 029	0	0	0	0
Plainfield Pct. 030	0	0	0	0
Plainfield Pct. 031	0	0	0	0
Plainfield Pct. 032	0	0	0	0
Plainfield Pct. 033	0	0	0	0
Plainfield Pct. 034	2	0	0	2
Plainfield Pct. 035	0	0	0	0
Plainfield Pct. 036	0	0	0	0
Troy Pct. 001	0	0	0	0
Troy Pct. 002	0	0	0	0
Troy Pct. 003	0	0	0	0
Troy Pct. 004	0	0	0	0
Troy Pct. 005	0	0	0	0
Troy Pct. 006	0	0	0	0
Troy Pct. 007	0	0	0	0
Troy Pct. 008	1	0	0	1
Troy Pct. 009	0	0	0	0
Troy Pct. 010	0	0	0	0



Nancy Schultz Voots

W I L L C O U N T Y C L E R K

Troy Pct. 011	0	0	0	0			
Troy Pct. 012	0	0	0	0			
Troy Pct. 013	0	0	0	0			
Troy Pct. 014	0	0	0	0			
Troy Pct. 015	0	0	0	0			
Troy Pct. 016	0	0	0	0			
Troy Pct. 017	0	0	0	0			
Troy Pct. 018	0	0	0	0			
Troy Pct. 019	0	0	0	0			
Troy Pct. 023	0	0	0	0			
Wheatland Pct. 004	0	0	0	0			
Wheatland Pct. 005	0	0	0	0			
Wheatland Pct. 019	0	0	0	0			
Wheatland Pct. 022	0	0	0	0			
Wheatland Pct. 026	0	0	0	0			
Wheatland Pct. 027	0	0	0	0			
EN:	19	CC:	0	GP:	0	GT:	19



Nancy Schultz Voots

W I L L C O U N T Y C L E R K

**Official Write-In Results
November 6, 2012 General Election**

**Xavier (X) Roman
State Senator - 17th Legislative District**

<u>Precincts</u>	<u>Election Night</u>	<u>Central Count</u>	<u>Provisional & Grace Period</u>	<u>TOTAL VOTES</u>			
Crete Pct. 006	0	0	0	0			
Crete Pct. 007	0	1	0	1			
Crete Pct. 011	0	0	1	1			
Crete Pct. 012	0	0	0	0			
Washington Pct. 001	0	0	0	0			
Washington Pct. 002	0	0	0	0			
Washington Pct. 003	0	0	0	0			
Will Pct. 001	2	0	0	2			
EN:	2	CC:	1	GP:	1	GT:	4



Nancy Schultz Voets

W I L L C O U N T Y C L E R K

Joseph Vidricko State Senator - 49th Legislative District

<u>Precincts</u>	<u>Election Night</u>	<u>Central Count</u>	<u>Provisional & Grace Period</u>	<u>TOTAL VOTES</u>
DuPage Pct. 009	0	0	0	0
DuPage Pct. 014	0	0	0	0
DuPage Pct. 015	0	0	0	0
DuPage Pct. 016	0	0	0	0
DuPage Pct. 023	0	0	0	0
DuPage Pct. 024	0	0	0	0
DuPage Pct. 029	0	0	0	0
DuPage Pct. 031	0	0	0	0
DuPage Pct. 034	0	0	0	0
DuPage Pct. 035	0	0	0	0
DuPage Pct. 036	0	0	0	0
Joliet Pct. 001	0	0	0	0
Joliet Pct. 002	0	0	0	0
Joliet Pct. 008	0	0	0	0
Joliet Pct. 009	0	0	0	0
Lockport Pct. 001	0	0	0	0
Lockport Pct. 006	0	0	0	0
Lockport Pct. 007	0	0	0	0
Lockport Pct. 008	0	0	0	0
Lockport Pct. 009	0	0	0	0
Lockport Pct. 013	0	0	0	0
Lockport Pct. 014	0	0	0	0
Lockport Pct. 020	0	0	0	0
Plainfield Pct. 001	0	0	0	0
Plainfield Pct. 002	0	0	0	0
Plainfield Pct. 003	0	0	0	0
Plainfield Pct. 004	0	0	0	0
Plainfield Pct. 005	0	0	0	0
Plainfield Pct. 006	0	0	0	0
Plainfield Pct. 007	0	0	0	0
Plainfield Pct. 008	0	0	0	0
Plainfield Pct. 009	0	0	0	0
Plainfield Pct. 010	0	0	0	0
Plainfield Pct. 011	0	0	0	0
Plainfield Pct. 012	0	0	0	0
Plainfield Pct. 013	0	0	0	0
Plainfield Pct. 014	0	0	0	0
Plainfield Pct. 015	0	0	0	0
Plainfield Pct. 016	0	0	0	0



Nancy Schultz Voots

W I L L C O U N T Y C L E R K

Plainfield Pct. 017	0	0	0	0
Plainfield Pct. 018	0	0	0	0
Plainfield Pct. 019	0	0	0	0
Plainfield Pct. 020	0	0	0	0
Plainfield Pct. 021	0	0	0	0
Plainfield Pct. 022	0	0	0	0
Plainfield Pct. 023	0	0	0	0
Plainfield Pct. 024	0	0	0	0
Plainfield Pct. 025	0	0	0	0
Plainfield Pct. 026	0	0	0	0
Plainfield Pct. 027	0	0	0	0
Plainfield Pct. 028	0	0	0	0
Plainfield Pct. 029	0	0	0	0
Plainfield Pct. 030	0	0	0	0
Plainfield Pct. 031	0	0	0	0
Plainfield Pct. 032	0	0	0	0
Plainfield Pct. 033	0	0	0	0
Plainfield Pct. 034	0	0	0	0
Plainfield Pct. 035	0	0	0	0
Plainfield Pct. 036	0	0	0	0
Troy Pct. 001	0	0	0	0
Troy Pct. 002	0	0	0	0
Troy Pct. 003	0	0	0	0
Troy Pct. 004	0	0	0	0
Troy Pct. 005	0	0	0	0
Troy Pct. 006	0	0	0	0
Troy Pct. 007	0	0	0	0
Troy Pct. 008	0	0	0	0
Troy Pct. 009	0	0	0	0
Troy Pct. 010	0	0	0	0
Troy Pct. 013	0	0	0	0
Troy Pct. 014	0	0	0	0
Troy Pct. 015	0	0	0	0
Troy Pct. 017	0	0	0	0
Troy Pct. 020	0	0	0	0
Troy Pct. 021	0	0	0	0
Troy Pct. 022	0	0	0	0
Wheatland Pct. 001	0	0	0	0
Wheatland Pct. 011	0	0	0	0
Wheatland Pct. 013	0	0	0	0
Wheatland Pct. 016	1	0	0	1
Wheatland Pct. 019	0	0	0	0
Wheatland Pct. 021	0	0	0	0
Wheatland Pct. 022	0	0	0	0
Wheatland Pct. 023	0	0	0	0



Nancy Schultz Voots

W I L L C O U N T Y C L E R K

Wheatland Pct. 024	0	0	0	0			
Wheatland Pct. 025	0	0	0	0			
Wheatland Pct. 026	0	0	0	0			
Wheatland Pct. 027	0	0	0	0			
Wheatland Pct. 028	0	0	0	0			
Wheatland Pct. 029	0	0	0	0			
Wheatland Pct. 030	0	0	0	0			
EN:	1	CC:	0	GP:	0	GT:	1



Nancy Schultz Voots

W I L L C O U N T Y C L E R K

**Official Write-In Results
November 6, 2012 General Election**

**Darnell B. Macklin
State Representative - 34th Representative District**

<u>Precincts</u>	<u>Election Night</u>	<u>Central Count</u>	<u>Provisional & Grace Period</u>	<u>TOTAL VOTES</u>			
Crete Pct. 006	0	0	0	0			
Crete Pct. 007	0	0	0	0			
Crete Pct. 011	0	0	0	0			
Crete Pct. 012	0	0	0	0			
Washington Pct. 001	0	0	0	0			
Washington Pct. 002	0	0	0	0			
Washington Pct. 003	0	0	0	0			
Will Pct. 001	2	0	0	2			
EN:	2	CC:	0	GP:	0	GT:	2



Nancy Schultz Voots

W I L L C O U N T Y C L E R K



EARLY VOTING

(BY PRECINCT)

BALLOTS CAST

WILL COUNTY, ILLINOIS
GENERAL ELECTION
NOVEMBER 6, 2012

(CENTRAL COUNT)

REPORT-EL52

PAGE 0001

01 = BALLOTS CAST - TOTAL

TOTAL PERCENT
32,122

TOTAL PERCENT

	01
0001 CHANNAHON PCT 001	160
0002 CHANNAHON PCT 002	152
0003 CHANNAHON PCT 003	114
0004 CHANNAHON PCT 004	112
0005 CHANNAHON PCT 005	69
0006 CRETE PCT 001	90
0007 CRETE PCT 002	75
0008 CRETE PCT 003	59
0009 CRETE PCT 004	109
0010 CRETE PCT 005	106
0011 CRETE PCT 006	132
0012 CRETE PCT 007	116
0013 CRETE PCT 008	73
0014 CRETE PCT 009	69
0015 CRETE PCT 010	51
0016 CRETE PCT 011	90
0017 CRETE PCT 012	69
0018 CUSTER PCT 001	56
0019 DU PAGE PCT 001	167
0020 DU PAGE PCT 002	120
0021 DU PAGE PCT 003	169
0022 DU PAGE PCT 004	103
0023 DU PAGE PCT 005	102
0024 DU PAGE PCT 006	98
0025 DU PAGE PCT 007	140
0026 DU PAGE PCT 008	106
0027 DU PAGE PCT 009	75
0028 DU PAGE PCT 010	112
0029 DU PAGE PCT 011	108
0030 DU PAGE PCT 012	109
0031 DU PAGE PCT 013	168
0032 DU PAGE PCT 014	150
0033 DU PAGE PCT 015	106
0034 DU PAGE PCT 016	109
0035 DU PAGE PCT 017	100
0036 DU PAGE PCT 018	111
0037 DU PAGE PCT 019	96
0038 DU PAGE PCT 020	92
0039 DU PAGE PCT 021	94
0040 DU PAGE PCT 022	90
0041 DU PAGE PCT 023	93
0042 DU PAGE PCT 024	65
0043 DU PAGE PCT 025	84
0044 DU PAGE PCT 026	66
0045 DU PAGE PCT 027	105
0046 DU PAGE PCT 028	83
0047 DU PAGE PCT 029	57
0048 DU PAGE PCT 030	85
0049 DU PAGE PCT 031	69
0050 DU PAGE PCT 032	92
0051 DU PAGE PCT 033	75
0052 DU PAGE PCT 034	132
0053 DU PAGE PCT 035	56
0054 DU PAGE PCT 036	107
0055 DU PAGE PCT 037	48
0056 FLORENCE PCT 001	41
0057 FRANKFORT PCT 001	123

TOTAL PERCENT
32,122

TOTAL PERCENT

01 = BALLOTS CAST - TOTAL

(CONTINUED FROM PREVIOUS PAGE)

01
204
99
152
111
94
149
97
91
149
145
128
161
62
65
147
222
185
92
73
121
213
161
155
122
176
108
135
121
85
99
76
137
124
172
123
143
107
135
97
108
115
152
70
120
95
69
160
60
123
147
106
85
40
90
170
102
61
93

0058 FRANKFORT PCT 002
0059 FRANKFORT PCT 003
0060 FRANKFORT PCT 004
0061 FRANKFORT PCT 005
0062 FRANKFORT PCT 006
0063 FRANKFORT PCT 007
0064 FRANKFORT PCT 008
0065 FRANKFORT PCT 009
0066 FRANKFORT PCT 010
0067 FRANKFORT PCT 011
0068 FRANKFORT PCT 012
0069 FRANKFORT PCT 013
0070 FRANKFORT PCT 014
0071 FRANKFORT PCT 015
0072 FRANKFORT PCT 016
0073 FRANKFORT PCT 017
0074 FRANKFORT PCT 018
0075 FRANKFORT PCT 019
0076 FRANKFORT PCT 020
0077 FRANKFORT PCT 021
0078 FRANKFORT PCT 022
0079 FRANKFORT PCT 023
0080 FRANKFORT PCT 024
0081 FRANKFORT PCT 025
0082 FRANKFORT PCT 026
0083 FRANKFORT PCT 027
0084 FRANKFORT PCT 028
0085 FRANKFORT PCT 029
0086 GREEN GARDEN PCT 001
0087 GREEN GARDEN PCT 002
0088 HOMER PCT 001
0089 HOMER PCT 002
0090 HOMER PCT 003
0091 HOMER PCT 004
0092 HOMER PCT 005
0093 HOMER PCT 006
0094 HOMER PCT 007
0095 HOMER PCT 008
0096 HOMER PCT 009
0097 HOMER PCT 010
0098 HOMER PCT 011
0099 HOMER PCT 012
0100 HOMER PCT 013
0101 HOMER PCT 014
0102 HOMER PCT 015
0103 HOMER PCT 016
0104 HOMER PCT 017
0105 HOMER PCT 018
0106 JACKSON PCT 001
0107 JACKSON PCT 002
0108 JOLIET PCT 001
0109 JOLIET PCT 002
0110 JOLIET PCT 003
0111 JOLIET PCT 004
0112 JOLIET PCT 005
0113 JOLIET PCT 006
0114 JOLIET PCT 007
0115 JOLIET PCT 008

TOTAL PERCENT
 32,122

TOTAL PERCENT

01 = BALLOTS CAST - TOTAL

(CONTINUED FROM PREVIOUS PAGE)

01

0116 JOLIET PCT 009	83
0117 JOLIET PCT 010	68
0118 JOLIET PCT 011	83
0119 JOLIET PCT 012	67
0120 JOLIET PCT 013	85
0121 JOLIET PCT 014	74
0122 JOLIET PCT 015	80
0123 JOLIET PCT 016	122
0124 JOLIET PCT 017	128
0125 JOLIET PCT 018	132
0126 JOLIET PCT 019	82
0127 JOLIET PCT 020	121
0128 JOLIET PCT 021	107
0129 JOLIET PCT 022	116
0130 JOLIET PCT 023	128
0131 JOLIET PCT 024	60
0132 JOLIET PCT 025	157
0133 JOLIET PCT 026	70
0134 JOLIET PCT 027	37
0135 JOLIET PCT 028	122
0136 JOLIET PCT 029	97
0137 JOLIET PCT 030	66
0138 JOLIET PCT 031	81
0139 JOLIET PCT 032	107
0140 JOLIET PCT 033	33
0141 JOLIET PCT 034	161
0142 JOLIET PCT 035	146
0143 JOLIET PCT 036	139
0144 JOLIET PCT 037	134
0145 LOCKPORT PCT 001	274
0146 LOCKPORT PCT 002	95
0147 LOCKPORT PCT 003	55
0148 LOCKPORT PCT 004	71
0149 LOCKPORT PCT 005	125
0150 LOCKPORT PCT 006	96
0151 LOCKPORT PCT 007	82
0152 LOCKPORT PCT 008	86
0153 LOCKPORT PCT 009	245
0154 LOCKPORT PCT 010	82
0155 LOCKPORT PCT 011	144
0156 LOCKPORT PCT 012	90
0157 LOCKPORT PCT 013	326
0158 LOCKPORT PCT 014	95
0159 LOCKPORT PCT 015	64
0160 LOCKPORT PCT 016	125
0161 LOCKPORT PCT 017	155
0162 LOCKPORT PCT 018	104
0163 LOCKPORT PCT 019	134
0164 LOCKPORT PCT 020	78
0165 LOCKPORT PCT 021	97
0166 LOCKPORT PCT 022	69
0167 LOCKPORT PCT 023	55
0168 LOCKPORT PCT 024	66
0169 MANHATTAN PCT 001	54
0170 MANHATTAN PCT 002	71
0171 MANHATTAN PCT 003	96
0172 MANHATTAN PCT 004	69
0173 MONEE PCT 001	91

01 = BALLOTS CAST - TOTAL

TOTAL PERCENT
 32,122

TOTAL PERCENT

(CONTINUED FROM PREVIOUS PAGE)

01

0174 MONEE PCT 002	110
0175 MONEE PCT 003	75
0176 MONEE PCT 004	121
0177 MONEE PCT 005	96
0178 MONEE PCT 006	77
0179 MONEE PCT 007	120
0180 MONEE PCT 008	48
0181 NEW LENOX PCT 001	74
0182 NEW LENOX PCT 002	128
0183 NEW LENOX PCT 003	55
0184 NEW LENOX PCT 004	89
0185 NEW LENOX PCT 005	107
0186 NEW LENOX PCT 006	88
0187 NEW LENOX PCT 007	182
0188 NEW LENOX PCT 008	202
0189 NEW LENOX PCT 009	104
0190 NEW LENOX PCT 010	225
0191 NEW LENOX PCT 011	97
0192 NEW LENOX PCT 012	77
0193 NEW LENOX PCT 013	113
0194 NEW LENOX PCT 014	113
0195 NEW LENOX PCT 015	193
0196 NEW LENOX PCT 016	132
0197 NEW LENOX PCT 017	183
0198 NEW LENOX PCT 018	107
0199 NEW LENOX PCT 019	84
0200 NEW LENOX PCT 020	131
0201 PEOTONE PCT 001	108
0202 PEOTONE PCT 002	127
0203 PLAINFIELD PCT 001	88
0204 PLAINFIELD PCT 002	74
0205 PLAINFIELD PCT 003	117
0206 PLAINFIELD PCT 004	23
0207 PLAINFIELD PCT 005	75
0208 PLAINFIELD PCT 006	46
0209 PLAINFIELD PCT 007	54
0210 PLAINFIELD PCT 008	94
0211 PLAINFIELD PCT 009	194
0212 PLAINFIELD PCT 010	107
0213 PLAINFIELD PCT 011	16
0214 PLAINFIELD PCT 012	62
0215 PLAINFIELD PCT 013	113
0216 PLAINFIELD PCT 014	101
0217 PLAINFIELD PCT 015	102
0218 PLAINFIELD PCT 016	102
0219 PLAINFIELD PCT 017	61
0220 PLAINFIELD PCT 018	66
0221 PLAINFIELD PCT 019	46
0222 PLAINFIELD PCT 020	66
0223 PLAINFIELD PCT 021	71
0224 PLAINFIELD PCT 022	94
0225 PLAINFIELD PCT 023	43
0226 PLAINFIELD PCT 024	95
0227 PLAINFIELD PCT 025	42
0228 PLAINFIELD PCT 026	64
0229 PLAINFIELD PCT 027	63
0230 PLAINFIELD PCT 028	39
0231 PLAINFIELD PCT 029	57

TOTAL PERCENT
 32,122

TOTAL PERCENT

01 = BALLOTS CAST - TOTAL

	01
(CONTINUED FROM PREVIOUS PAGE)	01
0232 PLAINFIELD PCT 030	53
0233 PLAINFIELD PCT 031	65
0234 PLAINFIELD PCT 032	56
0235 PLAINFIELD PCT 033	66
0236 PLAINFIELD PCT 034	51
0237 PLAINFIELD PCT 035	44
0238 PLAINFIELD PCT 036	81
0239 REED PCT 001	75
0240 REED PCT 002	110
0241 REED PCT 003	53
0242 TROY PCT 001	70
0243 TROY PCT 002	70
0244 TROY PCT 003	73
0245 TROY PCT 004	83
0246 TROY PCT 005	147
0247 TROY PCT 006	82
0248 TROY PCT 007	105
0249 TROY PCT 008	149
0250 TROY PCT 009	163
0251 TROY PCT 010	151
0252 TROY PCT 011	213
0253 TROY PCT 012	156
0254 TROY PCT 013	365
0255 TROY PCT 014	153
0256 TROY PCT 015	124
0257 TROY PCT 016	205
0258 TROY PCT 017	173
0259 TROY PCT 018	60
0260 TROY PCT 019	77
0261 TROY PCT 020	144
0262 TROY PCT 021	105
0263 TROY PCT 022	59
0264 TROY PCT 023	76
0265 WASHINGTON PCT 001	76
0266 WASHINGTON PCT 002	105
0267 WASHINGTON PCT 003	83
0268 WESLEY PCT 001	63
0269 WHEATLAND PCT 001	139
0270 WHEATLAND PCT 002	234
0271 WHEATLAND PCT 003	152
0272 WHEATLAND PCT 004	120
0273 WHEATLAND PCT 005	133
0274 WHEATLAND PCT 006	93
0275 WHEATLAND PCT 007	151
0276 WHEATLAND PCT 008	87
0277 WHEATLAND PCT 009	142
0278 WHEATLAND PCT 010	116
0279 WHEATLAND PCT 011	137
0280 WHEATLAND PCT 012	102
0281 WHEATLAND PCT 013	117
0282 WHEATLAND PCT 014	135
0283 WHEATLAND PCT 015	102
0284 WHEATLAND PCT 016	123
0285 WHEATLAND PCT 017	152
0286 WHEATLAND PCT 018	128
0287 WHEATLAND PCT 019	77
0288 WHEATLAND PCT 020	104
0289 WHEATLAND PCT 021	84

01 = BALLOTS CAST - TOTAL

TOTAL PERCENT
 32,122


TOTAL PERCENT

	TOTAL	PERCENT
(CONTINUED FROM PREVIOUS PAGE)	01	
0290 WHEATLAND PCT 022	83	
0291 WHEATLAND PCT 023	114	
0292 WHEATLAND PCT 024	101	
0293 WHEATLAND PCT 025	56	
0294 WHEATLAND PCT 026	155	
0295 WHEATLAND PCT 027	93	
0296 WHEATLAND PCT 028	120	
0297 WHEATLAND PCT 029	112	
0298 WHEATLAND PCT 030	105	
0299 WILL PCT 001	89	
0300 WILMINGTON PCT 001	64	
0301 WILMINGTON PCT 002	71	
0302 WILMINGTON PCT 003	85	
0303 WILTON PCT 001	31	
0304 PRESIDENTIAL	0	



Nancy Schultz Voots

W I L L C O U N T Y C L E R K



**PROVISIONAL
& GRACE PERIOD
VOTING**

(BY PRECINCT)

TOTAL PERCENT
 23,688

TOTAL PERCENT

01 = BALLOTS CAST - TOTAL

	01
0001 CHANNAHON PCT 001	71
0002 CHANNAHON PCT 002	76
0003 CHANNAHON PCT 003	61
0004 CHANNAHON PCT 004	49
0005 CHANNAHON PCT 005	36
0006 CRETE PCT 001	167
0007 CRETE PCT 002	101
0008 CRETE PCT 003	80
0009 CRETE PCT 004	113
0010 CRETE PCT 005	112
0011 CRETE PCT 006	122
0012 CRETE PCT 007	102
0013 CRETE PCT 008	97
0014 CRETE PCT 009	50
0015 CRETE PCT 010	35
0016 CRETE PCT 011	66
0017 CRETE PCT 012	54
0018 CUSTER PCT 001	19
0019 DU PAGE PCT 001	114
0020 DU PAGE PCT 002	132
0021 DU PAGE PCT 003	166
0022 DU PAGE PCT 004	99
0023 DU PAGE PCT 005	78
0024 DU PAGE PCT 006	71
0025 DU PAGE PCT 007	128
0026 DU PAGE PCT 008	104
0027 DU PAGE PCT 009	70
0028 DU PAGE PCT 010	103
0029 DU PAGE PCT 011	87
0030 DU PAGE PCT 012	97
0031 DU PAGE PCT 013	119
0032 DU PAGE PCT 014	99
0033 DU PAGE PCT 015	74
0034 DU PAGE PCT 016	62
0035 DU PAGE PCT 017	102
0036 DU PAGE PCT 018	107
0037 DU PAGE PCT 019	89
0038 DU PAGE PCT 020	69
0039 DU PAGE PCT 021	85
0040 DU PAGE PCT 022	59
0041 DU PAGE PCT 023	101
0042 DU PAGE PCT 024	79
0043 DU PAGE PCT 025	89
0044 DU PAGE PCT 026	69
0045 DU PAGE PCT 027	97
0046 DU PAGE PCT 028	85
0047 DU PAGE PCT 029	100
0048 DU PAGE PCT 030	132
0049 DU PAGE PCT 031	60
0050 DU PAGE PCT 032	49
0051 DU PAGE PCT 033	54
0052 DU PAGE PCT 034	9
0053 DU PAGE PCT 035	57
0054 DU PAGE PCT 036	71
0055 DU PAGE PCT 037	46
0056 FLORENCE PCT 001	20
0057 FRANKFORT PCT 001	110

TOTAL PERCENT
23,688

TOTAL PERCENT

01 = BALLOTS CAST - TOTAL

(CONTINUED FROM PREVIOUS PAGE)

01
104
101
83
84
72
117
63
77
108
79
94
96
50
43
55
163
98
61
52
91
149
84
109
78
116
71
79
113
58
41
23
80
53
91
64
58
56
59
56
45
64
62
20
58
46
37
75
38
87
77
79
89
24
60
146
101
96
26

0058 FRANKFORT PCT 002
0059 FRANKFORT PCT 003
0060 FRANKFORT PCT 004
0061 FRANKFORT PCT 005
0062 FRANKFORT PCT 006
0063 FRANKFORT PCT 007
0064 FRANKFORT PCT 008
0065 FRANKFORT PCT 009
0066 FRANKFORT PCT 010
0067 FRANKFORT PCT 011
0068 FRANKFORT PCT 012
0069 FRANKFORT PCT 013
0070 FRANKFORT PCT 014
0071 FRANKFORT PCT 015
0072 FRANKFORT PCT 016
0073 FRANKFORT PCT 017
0074 FRANKFORT PCT 018
0075 FRANKFORT PCT 019
0076 FRANKFORT PCT 020
0077 FRANKFORT PCT 021
0078 FRANKFORT PCT 022
0079 FRANKFORT PCT 023
0080 FRANKFORT PCT 024
0081 FRANKFORT PCT 025
0082 FRANKFORT PCT 026
0083 FRANKFORT PCT 027
0084 FRANKFORT PCT 028
0085 FRANKFORT PCT 029
0086 GREEN GARDEN PCT 001
0087 GREEN GARDEN PCT 002
0088 HOMER PCT 001
0089 HOMER PCT 002
0090 HOMER PCT 003
0091 HOMER PCT 004
0092 HOMER PCT 005
0093 HOMER PCT 006
0094 HOMER PCT 007
0095 HOMER PCT 008
0096 HOMER PCT 009
0097 HOMER PCT 010
0098 HOMER PCT 011
0099 HOMER PCT 012
0100 HOMER PCT 013
0101 HOMER PCT 014
0102 HOMER PCT 015
0103 HOMER PCT 016
0104 HOMER PCT 017
0105 HOMER PCT 018
0106 JACKSON PCT 001
0107 JACKSON PCT 002
0108 JOLIET PCT 001
0109 JOLIET PCT 002
0110 JOLIET PCT 003
0111 JOLIET PCT 004
0112 JOLIET PCT 005
0113 JOLIET PCT 006
0114 JOLIET PCT 007
0115 JOLIET PCT 008

TOTAL PERCENT
23,688

TOTAL PERCENT

01 = BALLOTS CAST - TOTAL

(CONTINUED FROM PREVIOUS PAGE)

01
59
35
58
46
81
66
51
96
58
60
47
160
51
86
86
61
55
37
40
88
60
42
50
105
29
172
125
96
95
44
54
66
34
47
65
67
60
83
54
55
56
62
30
52
67
68
70
41
49
55
27
27
47
49
85
51
82
133

0116 JOLIET PCT 009
0117 JOLIET PCT 010
0118 JOLIET PCT 011
0119 JOLIET PCT 012
0120 JOLIET PCT 013
0121 JOLIET PCT 014
0122 JOLIET PCT 015
0123 JOLIET PCT 016
0124 JOLIET PCT 017
0125 JOLIET PCT 018
0126 JOLIET PCT 019
0127 JOLIET PCT 020
0128 JOLIET PCT 021
0129 JOLIET PCT 022
0130 JOLIET PCT 023
0131 JOLIET PCT 024
0132 JOLIET PCT 025
0133 JOLIET PCT 026
0134 JOLIET PCT 027
0135 JOLIET PCT 028
0136 JOLIET PCT 029
0137 JOLIET PCT 030
0138 JOLIET PCT 031
0139 JOLIET PCT 032
0140 JOLIET PCT 033
0141 JOLIET PCT 034
0142 JOLIET PCT 035
0143 JOLIET PCT 036
0144 JOLIET PCT 037
0145 LOCKPORT PCT 001
0146 LOCKPORT PCT 002
0147 LOCKPORT PCT 003
0148 LOCKPORT PCT 004
0149 LOCKPORT PCT 005
0150 LOCKPORT PCT 006
0151 LOCKPORT PCT 007
0152 LOCKPORT PCT 008
0153 LOCKPORT PCT 009
0154 LOCKPORT PCT 010
0155 LOCKPORT PCT 011
0156 LOCKPORT PCT 012
0157 LOCKPORT PCT 013
0158 LOCKPORT PCT 014
0159 LOCKPORT PCT 015
0160 LOCKPORT PCT 016
0161 LOCKPORT PCT 017
0162 LOCKPORT PCT 018
0163 LOCKPORT PCT 019
0164 LOCKPORT PCT 020
0165 LOCKPORT PCT 021
0166 LOCKPORT PCT 022
0167 LOCKPORT PCT 023
0168 LOCKPORT PCT 024
0169 MANHATTAN PCT 001
0170 MANHATTAN PCT 002
0171 MANHATTAN PCT 003
0172 MANHATTAN PCT 004
0173 MONEE PCT 001

TOTAL PERCENT
23,688

TOTAL PERCENT

01 = BALLOTS CAST - TOTAL

(CONTINUED FROM PREVIOUS PAGE)

01

0174 MONEE PCT 002	229
0175 MONEE PCT 003	83
0176 MONEE PCT 004	87
0177 MONEE PCT 005	192
0178 MONEE PCT 006	174
0179 MONEE PCT 007	239
0180 MONEE PCT 008	64
0181 NEW LENOX PCT 001	67
0182 NEW LENOX PCT 002	50
0183 NEW LENOX PCT 003	47
0184 NEW LENOX PCT 004	40
0185 NEW LENOX PCT 005	91
0186 NEW LENOX PCT 006	80
0187 NEW LENOX PCT 007	80
0188 NEW LENOX PCT 008	88
0189 NEW LENOX PCT 009	52
0190 NEW LENOX PCT 010	91
0191 NEW LENOX PCT 011	68
0192 NEW LENOX PCT 012	54
0193 NEW LENOX PCT 013	58
0194 NEW LENOX PCT 014	77
0195 NEW LENOX PCT 015	79
0196 NEW LENOX PCT 016	76
0197 NEW LENOX PCT 017	92
0198 NEW LENOX PCT 018	69
0199 NEW LENOX PCT 019	61
0200 NEW LENOX PCT 020	79
0201 PEOTONE PCT 001	45
0202 PEOTONE PCT 002	44
0203 PLAINFIELD PCT 001	109
0204 PLAINFIELD PCT 002	88
0205 PLAINFIELD PCT 003	86
0206 PLAINFIELD PCT 004	20
0207 PLAINFIELD PCT 005	54
0208 PLAINFIELD PCT 006	51
0209 PLAINFIELD PCT 007	82
0210 PLAINFIELD PCT 008	122
0211 PLAINFIELD PCT 009	119
0212 PLAINFIELD PCT 010	101
0213 PLAINFIELD PCT 011	48
0214 PLAINFIELD PCT 012	34
0215 PLAINFIELD PCT 013	82
0216 PLAINFIELD PCT 014	94
0217 PLAINFIELD PCT 015	86
0218 PLAINFIELD PCT 016	69
0219 PLAINFIELD PCT 017	59
0220 PLAINFIELD PCT 018	54
0221 PLAINFIELD PCT 019	54
0222 PLAINFIELD PCT 020	50
0223 PLAINFIELD PCT 021	61
0224 PLAINFIELD PCT 022	67
0225 PLAINFIELD PCT 023	39
0226 PLAINFIELD PCT 024	42
0227 PLAINFIELD PCT 025	59
0228 PLAINFIELD PCT 026	45
0229 PLAINFIELD PCT 027	53
0230 PLAINFIELD PCT 028	43
0231 PLAINFIELD PCT 029	57

TOTAL PERCENT
23,688

TOTAL PERCENT

01 = BALLOTS CAST - TOTAL

(CONTINUED FROM PREVIOUS PAGE)

01

0232 PLAINFIELD PCT 030	62
0233 PLAINFIELD PCT 031	27
0234 PLAINFIELD PCT 032	44
0235 PLAINFIELD PCT 033	44
0236 PLAINFIELD PCT 034	29
0237 PLAINFIELD PCT 035	53
0238 PLAINFIELD PCT 036	55
0239 REED PCT 001	44
0240 REED PCT 002	48
0241 REED PCT 003	50
0242 TROY PCT 001	49
0243 TROY PCT 002	66
0244 TROY PCT 003	77
0245 TROY PCT 004	42
0246 TROY PCT 005	49
0247 TROY PCT 006	40
0248 TROY PCT 007	104
0249 TROY PCT 008	67
0250 TROY PCT 009	48
0251 TROY PCT 010	94
0252 TROY PCT 011	81
0253 TROY PCT 012	52
0254 TROY PCT 013	187
0255 TROY PCT 014	122
0256 TROY PCT 015	107
0257 TROY PCT 016	65
0258 TROY PCT 017	120
0259 TROY PCT 018	57
0260 TROY PCT 019	55
0261 TROY PCT 020	115
0262 TROY PCT 021	79
0263 TROY PCT 022	40
0264 TROY PCT 023	42
0265 WASHINGTON PCT 001	131
0266 WASHINGTON PCT 002	130
0267 WASHINGTON PCT 003	78
0268 WESLEY PCT 001	44
0269 WHEATLAND PCT 001	133
0270 WHEATLAND PCT 002	132
0271 WHEATLAND PCT 003	130
0272 WHEATLAND PCT 004	145
0273 WHEATLAND PCT 005	125
0274 WHEATLAND PCT 006	76
0275 WHEATLAND PCT 007	125
0276 WHEATLAND PCT 008	108
0277 WHEATLAND PCT 009	148
0278 WHEATLAND PCT 010	124
0279 WHEATLAND PCT 011	109
0280 WHEATLAND PCT 012	130
0281 WHEATLAND PCT 013	78
0282 WHEATLAND PCT 014	131
0283 WHEATLAND PCT 015	117
0284 WHEATLAND PCT 016	112
0285 WHEATLAND PCT 017	142
0286 WHEATLAND PCT 018	110
0287 WHEATLAND PCT 019	60
0288 WHEATLAND PCT 020	129
0289 WHEATLAND PCT 021	77

01 = BALLOTS CAST - TOTAL

TOTAL PERCENT
23,688

TOTAL PERCENT

(CONTINUED FROM PREVIOUS PAGE)	01
0290 WHEATLAND PCT 022	93
0291 WHEATLAND PCT 023	126
0292 WHEATLAND PCT 024	90
0293 WHEATLAND PCT 025	119
0294 WHEATLAND PCT 026	163
0295 WHEATLAND PCT 027	72
0296 WHEATLAND PCT 028	134
0297 WHEATLAND PCT 029	104
0298 WHEATLAND PCT 030	119
0299 WILL PCT 001	47
0300 WILMINGTON PCT 001	50
0301 WILMINGTON PCT 002	75
0302 WILMINGTON PCT 003	65
0303 WILTON PCT 001	17
0304 PRESIDENTIAL	5



Nancy Schultz Voots

W I L L C O U N T Y C L E R K

A stylized graphic of the American flag, with the stars and stripes rendered in a soft, glowing blue and white color scheme, positioned behind the title text.

**ILLINOIS
CONSTITUTIONAL
AMENDMENT**

VOTES PERCENT

CONSTITUTIONAL AMENDMENT PROPOSAL

Vote for not more than 1

01 = YES

02 = NO

129,751 55.05
 105,938 44.95

	01	02
0001 CHANNAHON PCT 001	464	419
0002 CHANNAHON PCT 002	580	446
0003 CHANNAHON PCT 003	487	448
0004 CHANNAHON PCT 004	456	399
0005 CHANNAHON PCT 005	461	387
0006 CRETE PCT 001	420	350
0007 CRETE PCT 002	359	294
0008 CRETE PCT 003	299	293
0009 CRETE PCT 004	401	390
0010 CRETE PCT 005	398	383
0011 CRETE PCT 006	431	372
0012 CRETE PCT 007	400	340
0013 CRETE PCT 008	436	381
0014 CRETE PCT 009	382	309
0015 CRETE PCT 010	286	241
0016 CRETE PCT 011	368	257
0017 CRETE PCT 012	378	234
0018 CUSTER PCT 001	356	300
0019 DU PAGE PCT 001	614	393
0020 DU PAGE PCT 002	528	336
0021 DU PAGE PCT 003	616	377
0022 DU PAGE PCT 004	392	324
0023 DU PAGE PCT 005	408	315
0024 DU PAGE PCT 006	425	308
0025 DU PAGE PCT 007	589	278
0026 DU PAGE PCT 008	416	313
0027 DU PAGE PCT 009	343	299
0028 DU PAGE PCT 010	483	314
0029 DU PAGE PCT 011	450	318
0030 DU PAGE PCT 012	420	374
0031 DU PAGE PCT 013	448	330
0032 DU PAGE PCT 014	451	353
0033 DU PAGE PCT 015	404	304
0034 DU PAGE PCT 016	429	308
0035 DU PAGE PCT 017	502	345
0036 DU PAGE PCT 018	461	321
0037 DU PAGE PCT 019	442	290
0038 DU PAGE PCT 020	371	305
0039 DU PAGE PCT 021	476	319
0040 DU PAGE PCT 022	437	312
0041 DU PAGE PCT 023	431	277
0042 DU PAGE PCT 024	328	277
0043 DU PAGE PCT 025	430	319
0044 DU PAGE PCT 026	364	254
0045 DU PAGE PCT 027	428	344
0046 DU PAGE PCT 028	399	267
0047 DU PAGE PCT 029	479	302
0048 DU PAGE PCT 030	394	293
0049 DU PAGE PCT 031	431	303
0050 DU PAGE PCT 032	455	368
0051 DU PAGE PCT 033	454	324
0052 DU PAGE PCT 034	353	337
0053 DU PAGE PCT 035	290	196
0054 DU PAGE PCT 036	493	391

For City of Aurora details
 refer to that section of this book.

VOTES PERCENT

CONSTITUTIONAL AMENDMENT PROPOSAL

Vote for not more than 1

01 = YES

129,751 55.05

02 = NO

105,938 44.95

(CONTINUED FROM PREVIOUS PAGE)

01 02

0055 DU PAGE PCT 037	386	314
0056 FLORENCE PCT 001	204	161
0057 FRANKFORT PCT 001	450	448
0058 FRANKFORT PCT 002	459	430
0059 FRANKFORT PCT 003	452	401
0060 FRANKFORT PCT 004	384	389
0061 FRANKFORT PCT 005	445	377
0062 FRANKFORT PCT 006	402	363
0063 FRANKFORT PCT 007	423	381
0064 FRANKFORT PCT 008	425	391
0065 FRANKFORT PCT 009	462	397
0066 FRANKFORT PCT 010	454	372
0067 FRANKFORT PCT 011	425	376
0068 FRANKFORT PCT 012	448	419
0069 FRANKFORT PCT 013	404	346
0070 FRANKFORT PCT 014	423	396
0071 FRANKFORT PCT 015	400	414
0072 FRANKFORT PCT 016	471	355
0073 FRANKFORT PCT 017	632	461
0074 FRANKFORT PCT 018	466	396
0075 FRANKFORT PCT 019	399	380
0076 FRANKFORT PCT 020	457	400
0077 FRANKFORT PCT 021	417	400
0078 FRANKFORT PCT 022	466	376
0079 FRANKFORT PCT 023	479	400
0080 FRANKFORT PCT 024	419	388
0081 FRANKFORT PCT 025	414	430
0082 FRANKFORT PCT 026	526	388
0083 FRANKFORT PCT 027	386	359
0084 FRANKFORT PCT 028	526	395
0085 FRANKFORT PCT 029	599	424
0086 GREEN GARDEN PCT 001	447	372
0087 GREEN GARDEN PCT 002	423	414
0088 HOMER PCT 001	359	383
0089 HOMER PCT 002	549	433
0090 HOMER PCT 003	453	367
0091 HOMER PCT 004	542	447
0092 HOMER PCT 005	399	312
0093 HOMER PCT 006	481	346
0094 HOMER PCT 007	454	373
0095 HOMER PCT 008	369	361
0096 HOMER PCT 009	380	308
0097 HOMER PCT 010	407	393
0098 HOMER PCT 011	461	391
0099 HOMER PCT 012	549	392
0100 HOMER PCT 013	432	357
0101 HOMER PCT 014	612	600
0102 HOMER PCT 015	519	553
0103 HOMER PCT 016	381	339
0104 HOMER PCT 017	533	398
0105 HOMER PCT 018	504	485
0106 JACKSON PCT 001	503	458
0107 JACKSON PCT 002	412	454
0108 JOLIET PCT 001	398	335
0109 JOLIET PCT 002	300	284

VOTES PERCENT

CONSTITUTIONAL AMENDMENT PROPOSAL

Vote for not more than 1

01 = YES

02 = NO

129,751 55.05
 105,938 44.95

(CONTINUED FROM PREVIOUS PAGE)

 01 02

0110 JOLIET PCT 003	266	247
0111 JOLIET PCT 004	341	299
0112 JOLIET PCT 005	327	200
0113 JOLIET PCT 006	335	228
0114 JOLIET PCT 007	280	250
0115 JOLIET PCT 008	340	331
0116 JOLIET PCT 009	322	298
0117 JOLIET PCT 010	307	357
0118 JOLIET PCT 011	336	276
0119 JOLIET PCT 012	340	234
0120 JOLIET PCT 013	284	175
0121 JOLIET PCT 014	305	187
0122 JOLIET PCT 015	307	224
0123 JOLIET PCT 016	346	322
0124 JOLIET PCT 017	365	447
0125 JOLIET PCT 018	451	484
0126 JOLIET PCT 019	339	353
0127 JOLIET PCT 020	354	330
0128 JOLIET PCT 021	416	420
0129 JOLIET PCT 022	368	324
0130 JOLIET PCT 023	342	246
0131 JOLIET PCT 024	283	210
0132 JOLIET PCT 025	343	293
0133 JOLIET PCT 026	303	297
0134 JOLIET PCT 027	160	151
0135 JOLIET PCT 028	330	224
0136 JOLIET PCT 029	307	267
0137 JOLIET PCT 030	351	258
0138 JOLIET PCT 031	328	301
0139 JOLIET PCT 032	315	241
0140 JOLIET PCT 033	283	236
0141 JOLIET PCT 034	363	270
0142 JOLIET PCT 035	401	287
0143 JOLIET PCT 036	364	281
0144 JOLIET PCT 037	402	269
0145 LOCKPORT PCT 001	666	568
0146 LOCKPORT PCT 002	489	355
0147 LOCKPORT PCT 003	399	372
0148 LOCKPORT PCT 004	371	292
0149 LOCKPORT PCT 005	391	402
0150 LOCKPORT PCT 006	488	354
0151 LOCKPORT PCT 007	514	345
0152 LOCKPORT PCT 008	408	279
0153 LOCKPORT PCT 009	593	522
0154 LOCKPORT PCT 010	393	423
0155 LOCKPORT PCT 011	379	423
0156 LOCKPORT PCT 012	401	403
0157 LOCKPORT PCT 013	831	657
0158 LOCKPORT PCT 014	375	340
0159 LOCKPORT PCT 015	323	309
0160 LOCKPORT PCT 016	431	450
0161 LOCKPORT PCT 017	426	512
0162 LOCKPORT PCT 018	439	397
0163 LOCKPORT PCT 019	405	368
0164 LOCKPORT PCT 020	377	293

VOTES PERCENT

CONSTITUTIONAL AMENDMENT PROPOSAL

Vote for not more than 1

01 = YES

02 = NO

129,751 55.05
 105,938 44.95

(CONTINUED FROM PREVIOUS PAGE)

01 02

	01	02
0165 LOCKPORT PCT 021	329	318
0166 LOCKPORT PCT 022	384	341
0167 LOCKPORT PCT 023	277	255
0168 LOCKPORT PCT 024	301	241
0169 MANHATTAN PCT 001	415	440
0170 MANHATTAN PCT 002	420	477
0171 MANHATTAN PCT 003	535	552
0172 MANHATTAN PCT 004	407	438
0173 MONEE PCT 001	305	307
0174 MONEE PCT 002	385	376
0175 MONEE PCT 003	390	324
0176 MONEE PCT 004	465	370
0177 MONEE PCT 005	353	269
0178 MONEE PCT 006	279	204
0179 MONEE PCT 007	343	351
0180 MONEE PCT 008	350	315
0181 NEW LENOX PCT 001	339	384
0182 NEW LENOX PCT 002	420	352
0183 NEW LENOX PCT 003	345	369
0184 NEW LENOX PCT 004	376	307
0185 NEW LENOX PCT 005	408	417
0186 NEW LENOX PCT 006	464	422
0187 NEW LENOX PCT 007	573	436
0188 NEW LENOX PCT 008	518	373
0189 NEW LENOX PCT 009	427	478
0190 NEW LENOX PCT 010	393	440
0191 NEW LENOX PCT 011	486	405
0192 NEW LENOX PCT 012	436	430
0193 NEW LENOX PCT 013	451	396
0194 NEW LENOX PCT 014	523	497
0195 NEW LENOX PCT 015	451	422
0196 NEW LENOX PCT 016	418	430
0197 NEW LENOX PCT 017	476	420
0198 NEW LENOX PCT 018	362	385
0199 NEW LENOX PCT 019	440	450
0200 NEW LENOX PCT 020	512	540
0201 PEOTONE PCT 001	407	521
0202 PEOTONE PCT 002	472	441
0203 PLAINFIELD PCT 001	479	346
0204 PLAINFIELD PCT 002	428	296
0205 PLAINFIELD PCT 003	437	337
0206 PLAINFIELD PCT 004	217	171
0207 PLAINFIELD PCT 005	416	312
0208 PLAINFIELD PCT 006	396	299
0209 PLAINFIELD PCT 007	420	324
0210 PLAINFIELD PCT 008	477	372
0211 PLAINFIELD PCT 009	514	423
0212 PLAINFIELD PCT 010	413	342
0213 PLAINFIELD PCT 011	192	150
0214 PLAINFIELD PCT 012	369	272
0215 PLAINFIELD PCT 013	519	369
0216 PLAINFIELD PCT 014	428	349
0217 PLAINFIELD PCT 015	435	352
0218 PLAINFIELD PCT 016	481	392
0219 PLAINFIELD PCT 017	377	344

VOTES PERCENT

CONSTITUTIONAL AMENDMENT PROPOSAL

Vote for not more than 1

01 = YES
 02 = NO

129,751 55.05
 105,938 44.95

(CONTINUED FROM PREVIOUS PAGE)

 01 02

0220 PLAINFIELD PCT 018	405	339
0221 PLAINFIELD PCT 019	346	309
0222 PLAINFIELD PCT 020	423	307
0223 PLAINFIELD PCT 021	410	342
0224 PLAINFIELD PCT 022	337	299
0225 PLAINFIELD PCT 023	360	344
0226 PLAINFIELD PCT 024	412	342
0227 PLAINFIELD PCT 025	389	328
0228 PLAINFIELD PCT 026	302	289
0229 PLAINFIELD PCT 027	443	365
0230 PLAINFIELD PCT 028	421	315
0231 PLAINFIELD PCT 029	377	358
0232 PLAINFIELD PCT 030	415	362
0233 PLAINFIELD PCT 031	373	347
0234 PLAINFIELD PCT 032	381	321
0235 PLAINFIELD PCT 033	414	377
0236 PLAINFIELD PCT 034	316	260
0237 PLAINFIELD PCT 035	388	300
0238 PLAINFIELD PCT 036	361	325
0239 REED PCT 001	393	370
0240 REED PCT 002	447	328
0241 REED PCT 003	414	370
0242 TROY PCT 001	413	339
0243 TROY PCT 002	407	342
0244 TROY PCT 003	376	356
0245 TROY PCT 004	361	385
0246 TROY PCT 005	329	358
0247 TROY PCT 006	243	229
0248 TROY PCT 007	470	347
0249 TROY PCT 008	402	365
0250 TROY PCT 009	420	371
0251 TROY PCT 010	485	399
0252 TROY PCT 011	574	460
0253 TROY PCT 012	423	424
0254 TROY PCT 013	527	452
0255 TROY PCT 014	545	381
0256 TROY PCT 015	509	448
0257 TROY PCT 016	471	410
0258 TROY PCT 017	497	437
0259 TROY PCT 018	308	347
0260 TROY PCT 019	355	336
0261 TROY PCT 020	504	432
0262 TROY PCT 021	403	374
0263 TROY PCT 022	259	203
0264 TROY PCT 023	370	406
0265 WASHINGTON PCT 001	399	371
0266 WASHINGTON PCT 002	430	417
0267 WASHINGTON PCT 003	361	317
0268 WESLEY PCT 001	463	394
0269 WHEATLAND PCT 001	601	403
0270 WHEATLAND PCT 002	510	240
0271 WHEATLAND PCT 003	613	212
0272 WHEATLAND PCT 004	593	368
0273 WHEATLAND PCT 005	672	276
0274 WHEATLAND PCT 006	495	363

VOTES PERCENT

CONSTITUTIONAL AMENDMENT PROPOSAL

Vote for not more than 1

01 = YES

02 = NO

129,751 55.05
 105,938 44.95

(CONTINUED FROM PREVIOUS PAGE)


 01 02

0275 WHEATLAND PCT 007	608	308
0276 WHEATLAND PCT 008	532	329
0277 WHEATLAND PCT 009	613	420
0278 WHEATLAND PCT 010	626	262
0279 WHEATLAND PCT 011	534	223
0280 WHEATLAND PCT 012	630	190
0281 WHEATLAND PCT 013	486	283
0282 WHEATLAND PCT 014	638	374
0283 WHEATLAND PCT 015	557	252
0284 WHEATLAND PCT 016	571	370
0285 WHEATLAND PCT 017	665	330
0286 WHEATLAND PCT 018	644	350
0287 WHEATLAND PCT 019	413	303
0288 WHEATLAND PCT 020	594	226
0289 WHEATLAND PCT 021	490	256
0290 WHEATLAND PCT 022	424	283
0291 WHEATLAND PCT 023	589	354
0292 WHEATLAND PCT 024	539	244
0293 WHEATLAND PCT 025	561	394
0294 WHEATLAND PCT 026	715	422
0295 WHEATLAND PCT 027	395	306
0296 WHEATLAND PCT 028	606	396
0297 WHEATLAND PCT 029	599	467
0298 WHEATLAND PCT 030	583	402
0299 WILL PCT 001	342	337
0300 WILMINGTON PCT 001	349	385
0301 WILMINGTON PCT 002	403	308
0302 WILMINGTON PCT 003	394	386
0303 WILTON PCT 001	234	182



Nancy Schultz Voots

W I L L C O U N T Y C L E R K

A stylized graphic of the American flag, with the stars and stripes rendered in a soft, glowing blue and white color scheme, positioned behind the title text.

**PRESIDENT
& VICE
PRESIDENT
SUMMARY**

ABSTRACT OF VOTES

WILL COUNTY, ILLINOIS
 GENERAL ELECTION
 NOVEMBER 6, 2012

OFFICIAL RESULTS

REPORT-EL52

PAGE 0001

01 = REGISTERED VOTERS - TOTAL
 02 = BALLOTS CAST - TOTAL

TOTAL PERCENT
 386,172
 275,164

03 = BALLOTS CAST - BLANK
 04 = VOTER TURNOUT - TOTAL

TOTAL PERCENT
 33
 71.25

	01	02	03	04
0001 CHANNAHON PCT 001	1314	972	1	73.97
0002 CHANNAHON PCT 002	1498	1127	0	75.23
0003 CHANNAHON PCT 003	1409	1029	1	73.03
0004 CHANNAHON PCT 004	1292	940	0	72.76
0005 CHANNAHON PCT 005	1350	939	0	69.56
0006 CRETE PCT 001	1286	957	2	74.42
0007 CRETE PCT 002	1281	808	0	63.08
0008 CRETE PCT 003	1217	763	0	62.70
0009 CRETE PCT 004	1278	972	0	76.06
0010 CRETE PCT 005	1277	963	0	75.41
0011 CRETE PCT 006	1322	998	0	75.49
0012 CRETE PCT 007	1238	944	0	76.25
0013 CRETE PCT 008	1305	964	0	73.87
0014 CRETE PCT 009	1166	854	0	73.24
0015 CRETE PCT 010	1007	682	0	67.73
0016 CRETE PCT 011	1143	802	0	70.17
0017 CRETE PCT 012	1053	794	0	75.40
0018 CUSTER PCT 001	960	734	1	76.46
0019 DU PAGE PCT 001	1497	1158	0	77.35
0020 DU PAGE PCT 002	1408	1059	0	75.21
0021 DU PAGE PCT 003	1484	1148	0	77.36
0022 DU PAGE PCT 004	1138	861	0	75.66
0023 DU PAGE PCT 005	1172	841	0	71.76
0024 DU PAGE PCT 006	1162	856	0	73.67
0025 DU PAGE PCT 007	1316	1008	0	76.60
0026 DU PAGE PCT 008	1283	894	0	69.68
0027 DU PAGE PCT 009	1022	741	0	72.50
0028 DU PAGE PCT 010	1364	942	0	69.06
0029 DU PAGE PCT 011	1313	903	0	68.77
0030 DU PAGE PCT 012	1250	911	0	72.88
0031 DU PAGE PCT 013	1483	1016	1	68.51
0032 DU PAGE PCT 014	1337	966	0	72.25
0033 DU PAGE PCT 015	1180	845	0	71.61
0034 DU PAGE PCT 016	1317	909	0	69.02
0035 DU PAGE PCT 017	1428	1007	0	70.52
0036 DU PAGE PCT 018	1344	924	0	68.75
0037 DU PAGE PCT 019	1386	884	0	63.78
0038 DU PAGE PCT 020	1249	817	0	65.41
0039 DU PAGE PCT 021	1412	945	0	66.93
0040 DU PAGE PCT 022	1405	937	0	66.69
0041 DU PAGE PCT 023	1235	881	0	71.34
0042 DU PAGE PCT 024	1015	732	1	72.12
0043 DU PAGE PCT 025	1229	875	0	71.20
0044 DU PAGE PCT 026	1153	748	0	64.87
0045 DU PAGE PCT 027	1401	926	0	66.10
0046 DU PAGE PCT 028	1410	841	0	59.65
0047 DU PAGE PCT 029	1227	910	0	74.16
0048 DU PAGE PCT 030	1212	829	1	68.40
0049 DU PAGE PCT 031	1134	852	0	75.13
0050 DU PAGE PCT 032	1516	962	0	63.46
0051 DU PAGE PCT 033	1388	918	0	66.14
0052 DU PAGE PCT 034	1003	848	0	84.55
0053 DU PAGE PCT 035	897	561	0	62.54
0054 DU PAGE PCT 036	1572	1004	0	63.87
0055 DU PAGE PCT 037	1333	849	0	63.69
0056 FLORENCE PCT 001	586	423	0	72.18

01 = REGISTERED VOTERS - TOTAL
 02 = BALLOTS CAST - TOTAL

TOTAL PERCENT
 386,172
 275,164

03 = BALLOTS CAST - BLANK
 04 = VOTER TURNOUT - TOTAL

TOTAL PERCENT
 33
 71.25

(CONTINUED FROM PREVIOUS PAGE)

	01	02	03	04
0057 FRANKFORT PCT 001	1331	983	0	73.85
0058 FRANKFORT PCT 002	1289	999	0	77.50
0059 FRANKFORT PCT 003	1361	946	0	69.51
0060 FRANKFORT PCT 004	1277	897	0	70.24
0061 FRANKFORT PCT 005	1221	921	0	75.43
0062 FRANKFORT PCT 006	1191	884	0	74.22
0063 FRANKFORT PCT 007	1229	913	0	74.29
0064 FRANKFORT PCT 008	1319	914	0	69.29
0065 FRANKFORT PCT 009	1291	962	0	74.52
0066 FRANKFORT PCT 010	1234	950	0	76.99
0067 FRANKFORT PCT 011	1227	870	1	70.90
0068 FRANKFORT PCT 012	1237	962	0	77.77
0069 FRANKFORT PCT 013	1150	846	1	73.57
0070 FRANKFORT PCT 014	1314	926	0	70.47
0071 FRANKFORT PCT 015	1306	909	1	69.60
0072 FRANKFORT PCT 016	1285	962	0	74.86
0073 FRANKFORT PCT 017	1542	1215	0	78.79
0074 FRANKFORT PCT 018	1255	977	0	77.85
0075 FRANKFORT PCT 019	1280	891	0	69.61
0076 FRANKFORT PCT 020	1398	981	0	70.17
0077 FRANKFORT PCT 021	1194	920	0	77.05
0078 FRANKFORT PCT 022	1243	977	1	78.60
0079 FRANKFORT PCT 023	1224	987	0	80.64
0080 FRANKFORT PCT 024	1189	910	0	76.53
0081 FRANKFORT PCT 025	1206	950	0	78.77
0082 FRANKFORT PCT 026	1266	1023	0	80.81
0083 FRANKFORT PCT 027	1074	842	0	78.40
0084 FRANKFORT PCT 028	1290	1018	0	78.91
0085 FRANKFORT PCT 029	1399	1102	0	78.77
0086 GREEN GARDEN PCT 001	1244	928	0	74.60
0087 GREEN GARDEN PCT 002	1277	940	0	73.61
0088 HOMER PCT 001	1285	856	0	66.61
0089 HOMER PCT 002	1467	1117	0	76.14
0090 HOMER PCT 003	1255	923	0	73.55
0091 HOMER PCT 004	1430	1098	0	76.78
0092 HOMER PCT 005	1161	839	0	72.27
0093 HOMER PCT 006	1267	937	0	73.95
0094 HOMER PCT 007	1354	948	1	70.01
0095 HOMER PCT 008	1232	855	0	69.40
0096 HOMER PCT 009	1138	793	0	69.68
0097 HOMER PCT 010	1366	952	0	69.69
0098 HOMER PCT 011	1408	961	0	68.25
0099 HOMER PCT 012	1465	1103	0	75.29
0100 HOMER PCT 013	1223	882	0	72.12
0101 HOMER PCT 014	1919	1361	0	70.92
0102 HOMER PCT 015	1603	1197	0	74.67
0103 HOMER PCT 016	1161	805	0	69.34
0104 HOMER PCT 017	1401	1049	0	74.88
0105 HOMER PCT 018	1533	1066	0	69.54
0106 JACKSON PCT 001	1411	1063	0	75.34
0107 JACKSON PCT 002	1338	1008	0	75.34
0108 JOLIET PCT 001	1267	869	0	68.59
0109 JOLIET PCT 002	1017	725	0	71.29
0110 JOLIET PCT 003	867	600	0	69.20
0111 JOLIET PCT 004	1193	757	0	63.45
0112 JOLIET PCT 005	1222	783	0	64.08
0113 JOLIET PCT 006	1217	776	0	63.76

ABSTRACT OF VOTES

WILL COUNTY, ILLINOIS
 GENERAL ELECTION
 NOVEMBER 6, 2012

OFFICIAL RESULTS

REPORT-EL52

PAGE 0003

01 = REGISTERED VOTERS - TOTAL
 02 = BALLOTS CAST - TOTAL

TOTAL PERCENT
 386,172
 275,164

03 = BALLOTS CAST - BLANK
 04 = VOTER TURNOUT - TOTAL

TOTAL PERCENT
 33
 71.25

(CONTINUED FROM PREVIOUS PAGE)

	01	02	03	04
0114 JOLIET PCT 007	1055	. 682	. . 0	64.64
0115 JOLIET PCT 008	1122	. 762	. . 0	67.91
0116 JOLIET PCT 009	1189	. 786	. . 0	66.11
0117 JOLIET PCT 010	1121	. 771	. . 0	68.78
0118 JOLIET PCT 011	1184	. 763	. . 0	64.44
0119 JOLIET PCT 012	1250	. 727	. . 0	58.16
0120 JOLIET PCT 013	1143	. 626	. . 0	54.77
0121 JOLIET PCT 014	1261	. 671	. . 0	53.21
0122 JOLIET PCT 015	1259	. 657	. . 0	52.18
0123 JOLIET PCT 016	1198	. 841	. . 0	70.20
0124 JOLIET PCT 017	1276	. 948	. . 0	74.29
0125 JOLIET PCT 018	1306	1072	. . 0	82.08
0126 JOLIET PCT 019	1177	. 801	. . 0	68.05
0127 JOLIET PCT 020	1288	. 856	. . 0	66.46
0128 JOLIET PCT 021	1422	. 998	. . 0	70.18
0129 JOLIET PCT 022	1329	. 875	. . 0	65.84
0130 JOLIET PCT 023	1405	. 807	. . 1	57.44
0131 JOLIET PCT 024	1090	. 690	. . 1	63.30
0132 JOLIET PCT 025	1213	. 799	. . 0	65.87
0133 JOLIET PCT 026	1072	. 722	. . 0	67.35
0134 JOLIET PCT 027	624	. 384	. . 0	61.54
0135 JOLIET PCT 028	1211	. 762	. . 4	62.92
0136 JOLIET PCT 029	1205	. 718	. . 0	59.59
0137 JOLIET PCT 030	1197	. 726	. . 0	60.65
0138 JOLIET PCT 031	1143	. 740	. . 0	64.74
0139 JOLIET PCT 032	1220	. 768	. . 0	62.95
0140 JOLIET PCT 033	1058	. 632	. . 0	59.74
0141 JOLIET PCT 034	1237	. 865	. . 1	69.93
0142 JOLIET PCT 035	1329	. 904	. . 0	68.02
0143 JOLIET PCT 036	1175	. 841	. . 1	71.57
0144 JOLIET PCT 037	1191	. 821	. . 0	68.93
0145 LOCKPORT PCT 001	1735	1499	. . 0	86.40
0146 LOCKPORT PCT 002	1528	. 984	. . 0	64.40
0147 LOCKPORT PCT 003	1435	. 882	. . 1	61.46
0148 LOCKPORT PCT 004	1283	. 755	. . 1	58.85
0149 LOCKPORT PCT 005	1270	. 891	. . 0	70.16
0150 LOCKPORT PCT 006	1488	. 972	. . 0	65.32
0151 LOCKPORT PCT 007	1451	. 999	. . 0	68.85
0152 LOCKPORT PCT 008	1260	. 844	. . 0	66.98
0153 LOCKPORT PCT 009	1711	1331	. . 0	77.79
0154 LOCKPORT PCT 010	1378	. 920	. . 0	66.76
0155 LOCKPORT PCT 011	1348	. 904	. . 0	67.06
0156 LOCKPORT PCT 012	1331	. 919	. . 0	69.05
0157 LOCKPORT PCT 013	2004	1706	. . 0	85.13
0158 LOCKPORT PCT 014	1173	. 825	. . 0	70.33
0159 LOCKPORT PCT 015	1113	. 717	. . 0	64.42
0160 LOCKPORT PCT 016	1433	. 986	. . 0	68.81
0161 LOCKPORT PCT 017	1422	1041	. . 0	73.21
0162 LOCKPORT PCT 018	1471	. 934	. . 0	63.49
0163 LOCKPORT PCT 019	1152	. 887	. . 0	77.00
0164 LOCKPORT PCT 020	1205	. 764	. . 0	63.40
0165 LOCKPORT PCT 021	1257	. 816	. . 0	64.92
0166 LOCKPORT PCT 022	1244	. 805	. . 0	64.71
0167 LOCKPORT PCT 023	1017	. 626	. . 0	61.55
0168 LOCKPORT PCT 024	1060	. 682	. . 0	64.34
0169 MANHATTAN PCT 001	1334	. 977	. . 0	73.24
0170 MANHATTAN PCT 002	1362	1031	. . 0	75.70

ABSTRACT OF VOTES

WILL COUNTY, ILLINOIS
 GENERAL ELECTION
 NOVEMBER 6, 2012

OFFICIAL RESULTS

REPORT-EL52

PAGE 0004

01 = REGISTERED VOTERS - TOTAL	386,172	03 = BALLOTS CAST - BLANK	TOTAL	PERCENT
02 = BALLOTS CAST - TOTAL	275,164	04 = VOTER TURNOUT - TOTAL	33	71.25

(CONTINUED FROM PREVIOUS PAGE)

	01	02	03	04
0171 MANHATTAN PCT 003	1581	1214	. . 0	76.79
0172 MANHATTAN PCT 004	1323	. 968	. . 1	73.17
0173 MONEE PCT 001	1085	. 760	. . 0	70.05
0174 MONEE PCT 002	1267	. 958	. . 1	75.61
0175 MONEE PCT 003	1212	. 882	. . 0	72.77
0176 MONEE PCT 004	1289	. 986	. . 0	76.49
0177 MONEE PCT 005	1230	. 897	. . 0	72.93
0178 MONEE PCT 006	846	. 644	. . 2	76.12
0179 MONEE PCT 007	1171	. 920	. . 0	78.57
0180 MONEE PCT 008	1075	. 788	. . 0	73.30
0181 NEW LENOX PCT 001	1159	. 826	. . 0	71.27
0182 NEW LENOX PCT 002	1216	. 888	. . 0	73.03
0183 NEW LENOX PCT 003	1132	. 822	. . 0	72.61
0184 NEW LENOX PCT 004	1025	. 773	. . 1	75.41
0185 NEW LENOX PCT 005	1229	. 943	. . 0	76.73
0186 NEW LENOX PCT 006	1270	. 997	. . 0	78.50
0187 NEW LENOX PCT 007	1481	1133	. . 0	76.50
0188 NEW LENOX PCT 008	1316	1017	. . 0	77.28
0189 NEW LENOX PCT 009	1372	1017	. . 0	74.13
0190 NEW LENOX PCT 010	1278	. 994	. . 0	77.78
0191 NEW LENOX PCT 011	1367	1008	. . 0	73.74
0192 NEW LENOX PCT 012	1385	. 966	. . 0	69.75
0193 NEW LENOX PCT 013	1305	. 946	. . 0	72.49
0194 NEW LENOX PCT 014	1461	1122	. . 0	76.80
0195 NEW LENOX PCT 015	1216	. 957	. . 0	78.70
0196 NEW LENOX PCT 016	1303	. 954	. . 0	73.22
0197 NEW LENOX PCT 017	1372	1014	. . 0	73.91
0198 NEW LENOX PCT 018	1203	. 876	. . 0	72.82
0199 NEW LENOX PCT 019	1320	. 988	. . 0	74.85
0200 NEW LENOX PCT 020	1465	1123	. . 0	76.66
0201 PEOTONE PCT 001	1387	1045	. . 0	75.34
0202 PEOTONE PCT 002	1428	1014	. . 0	71.01
0203 PLAINFIELD PCT 001	1294	. 938	. . 1	72.49
0204 PLAINFIELD PCT 002	1233	. 833	. . 1	67.56
0205 PLAINFIELD PCT 003	1227	. 868	. . 0	70.74
0206 PLAINFIELD PCT 004	700	. 466	. . 0	66.57
0207 PLAINFIELD PCT 005	1222	. 842	. . 0	68.90
0208 PLAINFIELD PCT 006	1213	. 834	. . 0	68.76
0209 PLAINFIELD PCT 007	1447	. 907	. . 0	62.68
0210 PLAINFIELD PCT 008	1320	. 943	. . 0	71.44
0211 PLAINFIELD PCT 009	1432	1045	. . 0	72.97
0212 PLAINFIELD PCT 010	1251	. 883	. . 0	70.58
0213 PLAINFIELD PCT 011	635	. 414	. . 0	65.20
0214 PLAINFIELD PCT 012	1138	. 775	. . 0	68.10
0215 PLAINFIELD PCT 013	1293	. 989	. . 0	76.49
0216 PLAINFIELD PCT 014	1216	. 903	. . 0	74.26
0217 PLAINFIELD PCT 015	1216	. 910	. . 0	74.84
0218 PLAINFIELD PCT 016	1385	. 989	. . 0	71.41
0219 PLAINFIELD PCT 017	1368	. 853	. . 0	62.35
0220 PLAINFIELD PCT 018	1358	. 872	. . 0	64.21
0221 PLAINFIELD PCT 019	1170	. 773	. . 0	66.07
0222 PLAINFIELD PCT 020	1288	. 844	. . 0	65.53
0223 PLAINFIELD PCT 021	1191	. 871	. . 0	73.13
0224 PLAINFIELD PCT 022	1085	. 754	. . 0	69.49
0225 PLAINFIELD PCT 023	1165	. 814	. . 0	69.87
0226 PLAINFIELD PCT 024	1207	. 899	. . 0	74.48
0227 PLAINFIELD PCT 025	1352	. 845	. . 0	62.50

ABSTRACT OF VOTES

WILL COUNTY, ILLINOIS
 GENERAL ELECTION
 NOVEMBER 6, 2012

OFFICIAL RESULTS

REPORT-EL52

PAGE 0005

01 = REGISTERED VOTERS - TOTAL
 02 = BALLOTS CAST - TOTAL

TOTAL PERCENT
 386,172
 275,164

03 = BALLOTS CAST - BLANK
 04 = VOTER TURNOUT - TOTAL

TOTAL PERCENT
 33
 71.25

(CONTINUED FROM PREVIOUS PAGE)

	01	02	03	04
0228 PLAINFIELD PCT 026	1098	698	0	63.57
0229 PLAINFIELD PCT 027	1402	927	0	66.12
0230 PLAINFIELD PCT 028	1253	853	0	68.08
0231 PLAINFIELD PCT 029	1225	845	0	68.98
0232 PLAINFIELD PCT 030	1232	882	0	71.59
0233 PLAINFIELD PCT 031	1200	859	0	71.58
0234 PLAINFIELD PCT 032	1185	788	0	66.50
0235 PLAINFIELD PCT 033	1315	893	0	67.91
0236 PLAINFIELD PCT 034	1027	647	0	63.00
0237 PLAINFIELD PCT 035	1144	798	0	69.76
0238 PLAINFIELD PCT 036	1125	794	0	70.58
0239 REED PCT 001	1354	876	0	64.70
0240 REED PCT 002	1318	881	0	66.84
0241 REED PCT 003	1387	897	0	64.67
0242 TROY PCT 001	1320	861	0	65.23
0243 TROY PCT 002	1297	852	0	65.69
0244 TROY PCT 003	1307	865	0	66.18
0245 TROY PCT 004	1260	867	0	68.81
0246 TROY PCT 005	1159	822	0	70.92
0247 TROY PCT 006	884	594	0	67.19
0248 TROY PCT 007	1324	972	0	73.41
0249 TROY PCT 008	1198	900	0	75.13
0250 TROY PCT 009	1292	944	0	73.07
0251 TROY PCT 010	1399	1009	0	72.12
0252 TROY PCT 011	1560	1215	0	77.88
0253 TROY PCT 012	1392	988	0	70.98
0254 TROY PCT 013	1373	1133	0	82.52
0255 TROY PCT 014	1383	1040	0	75.20
0256 TROY PCT 015	1475	1082	0	73.36
0257 TROY PCT 016	1415	1068	1	75.48
0258 TROY PCT 017	1401	1075	0	76.73
0259 TROY PCT 018	1161	764	0	65.81
0260 TROY PCT 019	1188	815	0	68.60
0261 TROY PCT 020	1426	1069	0	74.96
0262 TROY PCT 021	1133	849	0	74.93
0263 TROY PCT 022	689	505	0	73.29
0264 TROY PCT 023	1192	898	0	75.34
0265 WASHINGTON PCT 001	1198	919	0	76.71
0266 WASHINGTON PCT 002	1311	996	0	75.97
0267 WASHINGTON PCT 003	1166	882	0	75.64
0268 WESLEY PCT 001	1463	960	0	65.62
0269 WHEATLAND PCT 001	1585	1156	0	72.93
0270 WHEATLAND PCT 002	1079	870	0	80.63
0271 WHEATLAND PCT 003	1288	970	0	75.31
0272 WHEATLAND PCT 004	1752	1181	0	67.41
0273 WHEATLAND PCT 005	1535	1133	0	73.81
0274 WHEATLAND PCT 006	1267	949	0	74.90
0275 WHEATLAND PCT 007	1361	1038	0	76.27
0276 WHEATLAND PCT 008	1316	977	0	74.24
0277 WHEATLAND PCT 009	1551	1203	0	77.56
0278 WHEATLAND PCT 010	1358	1032	0	75.99
0279 WHEATLAND PCT 011	1209	892	0	73.78
0280 WHEATLAND PCT 012	1349	978	0	72.50
0281 WHEATLAND PCT 013	1244	877	0	70.50
0282 WHEATLAND PCT 014	1458	1130	0	77.50
0283 WHEATLAND PCT 015	1300	923	0	71.00
0284 WHEATLAND PCT 016	1485	1079	0	72.66

01 = REGISTERED VOTERS - TOTAL
 02 = BALLOTS CAST - TOTAL

TOTAL PERCENT
 386,172
 275,164

03 = BALLOTS CAST - BLANK
 04 = VOTER TURNOUT - TOTAL

TOTAL PERCENT
 33
 71.25

(CONTINUED FROM PREVIOUS PAGE)

	01	02	03	04
0285 WHEATLAND PCT 017	1456	1138	. . 0	78.16
0286 WHEATLAND PCT 018	1419	1119	. . 0	78.86
0287 WHEATLAND PCT 019	1154	. 846	. . 0	73.31
0288 WHEATLAND PCT 020	1204	. 934	. . 0	77.57
0289 WHEATLAND PCT 021	1136	. 856	. . 0	75.35
0290 WHEATLAND PCT 022	1162	. 880	. . 0	75.73
0291 WHEATLAND PCT 023	1537	1074	. . 1	69.88
0292 WHEATLAND PCT 024	1242	. 902	. . 0	72.62
0293 WHEATLAND PCT 025	1468	1089	. . 1	74.18
0294 WHEATLAND PCT 026	1572	1245	. . 0	79.20
0295 WHEATLAND PCT 027	1145	. 830	. . 0	72.49
0296 WHEATLAND PCT 028	1532	1144	. . 0	74.67
0297 WHEATLAND PCT 029	1509	1158	. . 0	76.74
0298 WHEATLAND PCT 030	1451	1098	. . 0	75.67
0299 WILL PCT 001	1112	. 803	. . 0	72.21
0300 WILMINGTON PCT 001	1299	. 829	. . 0	63.82
0301 WILMINGTON PCT 002	1315	. 840	. . 0	63.88
0302 WILMINGTON PCT 003	1298	. 912	. . 0	70.26
0303 WILTON PCT 001	603	. 475	. . 0	78.77
0304 PRESIDENTIAL	0	. . 5	. . 0	. . .

	VOTES	PERCENT		VOTES	PERCENT
PRESIDENT & VICE PRESIDENT - TOTAL					
Vote for not more than 1					
01 = Obama / Biden (DEM)	141,736	51.73			
02 = Romney / Ryan (REP)	127,350	46.48	04 = Stein / Hawkins (GRN)	1,165	.43
03 = Johnson / Gray (LIB)	2,912	1.06	05 = WRITE-IN	822	.30

	01	02	03	04	05
0001 CHANNAHON PCT 001	359	585	17	3	4
0002 CHANNAHON PCT 002	456	644	14	6	3
0003 CHANNAHON PCT 003	432	567	17	4	2
0004 CHANNAHON PCT 004	411	503	17	3	5
0005 CHANNAHON PCT 005	422	496	11	8	2
0006 CRETE PCT 001	701	246	5	1	1
0007 CRETE PCT 002	507	274	13	4	5
0008 CRETE PCT 003	406	336	11	6	3
0009 CRETE PCT 004	595	364	5	3	2
0010 CRETE PCT 005	716	235	6	3	0
0011 CRETE PCT 006	536	452	3	3	1
0012 CRETE PCT 007	621	302	5	4	5
0013 CRETE PCT 008	517	420	15	2	2
0014 CRETE PCT 009	388	443	6	9	3
0015 CRETE PCT 010	312	358	5	5	1
0016 CRETE PCT 011	281	501	13	1	2
0017 CRETE PCT 012	378	402	10	0	2
0018 CUSTER PCT 001	273	433	13	8	4
0019 DU PAGE PCT 001	581	553	10	9	2
0020 DU PAGE PCT 002	441	601	6	7	3
0021 DU PAGE PCT 003	488	637	17	4	0
0022 DU PAGE PCT 004	455	394	7	2	0
0023 DU PAGE PCT 005	515	314	9	3	0
0024 DU PAGE PCT 006	540	299	6	2	4
0025 DU PAGE PCT 007	413	575	12	4	3
0026 DU PAGE PCT 008	651	220	11	5	1
0027 DU PAGE PCT 009	437	287	7	6	2
0028 DU PAGE PCT 010	636	288	8	5	4
0029 DU PAGE PCT 011	646	236	11	2	1
0030 DU PAGE PCT 012	628	265	10	3	2
0031 DU PAGE PCT 013	723	263	9	7	4
0032 DU PAGE PCT 014	603	342	11	4	1
0033 DU PAGE PCT 015	568	265	5	3	4
0034 DU PAGE PCT 016	598	293	11	0	3
0035 DU PAGE PCT 017	678	311	6	4	3
0036 DU PAGE PCT 018	639	269	3	6	4
0037 DU PAGE PCT 019	625	244	8	3	2
0038 DU PAGE PCT 020	618	171	16	9	2
0039 DU PAGE PCT 021	656	259	13	6	5
0040 DU PAGE PCT 022	600	312	12	3	3
0041 DU PAGE PCT 023	592	270	6	11	1
0042 DU PAGE PCT 024	494	218	8	3	5
0043 DU PAGE PCT 025	585	263	15	3	9
0044 DU PAGE PCT 026	516	216	6	4	3
0045 DU PAGE PCT 027	705	203	10	4	2
0046 DU PAGE PCT 028	630	197	6	2	0
0047 DU PAGE PCT 029	607	291	5	4	1
0048 DU PAGE PCT 030	629	183	10	1	2
0049 DU PAGE PCT 031	497	342	9	2	1
0050 DU PAGE PCT 032	564	367	17	4	3
0051 DU PAGE PCT 033	543	358	6	5	2
0052 DU PAGE PCT 034	328	500	1	1	3
0053 DU PAGE PCT 035	436	114	5	1	2
0054 DU PAGE PCT 036	600	375	11	10	4

**For City of Aurora details
 refer to that section of this book.**

	VOTES	PERCENT		VOTES	PERCENT
PRESIDENT & VICE PRESIDENT - TOTAL					
Vote for not more than 1					
01 = Obama / Biden (DEM)	141,736	51.73			
02 = Romney / Ryan (REP)	127,350	46.48	04 = Stein / Hawkins (GRN)	1,165	.43
03 = Johnson / Gray (LIB)	2,912	1.06	05 = WRITE-IN	822	.30

(CONTINUED FROM PREVIOUS PAGE)

	01	02	03	04	05
0055 DU PAGE PCT 037	488	335	10	5	5
0056 FLORENCE PCT 001	176	237	5	2	1
0057 FRANKFORT PCT 001	381	582	12	0	4
0058 FRANKFORT PCT 002	377	595	11	5	2
0059 FRANKFORT PCT 003	406	528	4	1	3
0060 FRANKFORT PCT 004	384	491	10	3	5
0061 FRANKFORT PCT 005	359	531	15	9	4
0062 FRANKFORT PCT 006	316	555	8	3	1
0063 FRANKFORT PCT 007	380	519	8	2	3
0064 FRANKFORT PCT 008	406	489	14	2	1
0065 FRANKFORT PCT 009	424	521	7	2	6
0066 FRANKFORT PCT 010	448	485	10	2	1
0067 FRANKFORT PCT 011	351	499	7	8	3
0068 FRANKFORT PCT 012	380	562	10	6	1
0069 FRANKFORT PCT 013	381	455	5	0	4
0070 FRANKFORT PCT 014	467	443	11	0	2
0071 FRANKFORT PCT 015	474	399	23	5	4
0072 FRANKFORT PCT 016	413	532	11	4	1
0073 FRANKFORT PCT 017	363	827	16	2	4
0074 FRANKFORT PCT 018	306	654	10	4	1
0075 FRANKFORT PCT 019	401	463	13	5	4
0076 FRANKFORT PCT 020	452	500	14	6	6
0077 FRANKFORT PCT 021	355	540	16	5	1
0078 FRANKFORT PCT 022	392	562	10	3	1
0079 FRANKFORT PCT 023	335	635	9	4	2
0080 FRANKFORT PCT 024	483	405	9	3	5
0081 FRANKFORT PCT 025	351	574	11	5	4
0082 FRANKFORT PCT 026	341	665	10	4	1
0083 FRANKFORT PCT 027	284	539	10	3	4
0084 FRANKFORT PCT 028	441	555	12	1	3
0085 FRANKFORT PCT 029	334	762	4	0	2
0086 GREEN GARDEN PCT 001	263	640	11	3	4
0087 GREEN GARDEN PCT 002	290	630	12	4	1
0088 HOMER PCT 001	338	498	12	3	3
0089 HOMER PCT 002	392	701	16	3	3
0090 HOMER PCT 003	362	543	10	2	2
0091 HOMER PCT 004	365	714	12	3	1
0092 HOMER PCT 005	311	517	9	2	0
0093 HOMER PCT 006	359	560	7	4	2
0094 HOMER PCT 007	374	552	12	5	0
0095 HOMER PCT 008	327	519	6	0	3
0096 HOMER PCT 009	364	413	6	4	3
0097 HOMER PCT 010	374	557	12	4	1
0098 HOMER PCT 011	405	539	8	0	4
0099 HOMER PCT 012	357	722	14	2	2
0100 HOMER PCT 013	341	529	5	1	3
0101 HOMER PCT 014	560	782	11	4	3
0102 HOMER PCT 015	501	674	12	3	4
0103 HOMER PCT 016	300	487	7	7	1
0104 HOMER PCT 017	289	745	8	1	6
0105 HOMER PCT 018	465	577	16	4	2
0106 JACKSON PCT 001	486	544	22	3	5
0107 JACKSON PCT 002	424	549	20	5	4
0108 JOLIET PCT 001	652	200	8	1	5

ABSTRACT OF VOTES

WILL COUNTY, ILLINOIS
 GENERAL ELECTION
 NOVEMBER 6, 2012

OFFICIAL RESULTS

REPORT-EL52

PAGE 0015

	VOTES	PERCENT		VOTES	PERCENT
PRESIDENT & VICE PRESIDENT - TOTAL					
Vote for not more than 1					
01 = Obama / Biden (DEM)	141,736	51.73			
02 = Romney / Ryan (REP)	127,350	46.48	04 = Stein / Hawkins (GRN)	1,165	.43
03 = Johnson / Gray (LIB)	2,912	1.06	05 = WRITE-IN	822	.30

(CONTINUED FROM PREVIOUS PAGE)

	01	02	03	04	05
0109 JOLIET PCT 002	421	290	7	4	1
0110 JOLIET PCT 003	336	242	8	4	2
0111 JOLIET PCT 004	459	269	8	8	2
0112 JOLIET PCT 005	731	38	0	0	2
0113 JOLIET PCT 006	738	28	1	0	1
0114 JOLIET PCT 007	592	76	6	2	2
0115 JOLIET PCT 008	482	255	10	9	3
0116 JOLIET PCT 009	597	172	6	2	2
0117 JOLIET PCT 010	414	326	21	5	1
0118 JOLIET PCT 011	484	256	13	3	3
0119 JOLIET PCT 012	569	141	5	5	3
0120 JOLIET PCT 013	572	40	2	4	0
0121 JOLIET PCT 014	616	41	6	2	2
0122 JOLIET PCT 015	456	163	17	6	8
0123 JOLIET PCT 016	700	114	7	6	2
0124 JOLIET PCT 017	490	432	8	4	6
0125 JOLIET PCT 018	522	526	8	8	3
0126 JOLIET PCT 019	455	320	15	5	2
0127 JOLIET PCT 020	550	283	5	5	3
0128 JOLIET PCT 021	528	445	12	5	5
0129 JOLIET PCT 022	625	229	7	8	1
0130 JOLIET PCT 023	637	157	5	3	1
0131 JOLIET PCT 024	524	149	6	8	1
0132 JOLIET PCT 025	465	315	6	4	2
0133 JOLIET PCT 026	486	214	7	5	3
0134 JOLIET PCT 027	302	78	2	1	1
0135 JOLIET PCT 028	718	23	3	0	1
0136 JOLIET PCT 029	550	151	5	3	3
0137 JOLIET PCT 030	434	256	23	6	6
0138 JOLIET PCT 031	458	259	7	5	4
0139 JOLIET PCT 032	724	32	3	0	2
0140 JOLIET PCT 033	372	243	9	3	4
0141 JOLIET PCT 034	776	68	1	4	1
0142 JOLIET PCT 035	702	177	6	2	2
0143 JOLIET PCT 036	713	107	7	1	2
0144 JOLIET PCT 037	602	200	6	2	2
0145 LOCKPORT PCT 001	614	872	3	5	1
0146 LOCKPORT PCT 002	612	359	4	4	2
0147 LOCKPORT PCT 003	591	267	9	5	6
0148 LOCKPORT PCT 004	449	281	10	6	3
0149 LOCKPORT PCT 005	405	461	10	6	4
0150 LOCKPORT PCT 006	668	275	12	5	7
0151 LOCKPORT PCT 007	737	238	17	0	1
0152 LOCKPORT PCT 008	683	149	8	2	1
0153 LOCKPORT PCT 009	709	593	9	3	2
0154 LOCKPORT PCT 010	454	454	7	4	0
0155 LOCKPORT PCT 011	448	431	15	4	5
0156 LOCKPORT PCT 012	463	435	13	4	4
0157 LOCKPORT PCT 013	772	911	12	3	0
0158 LOCKPORT PCT 014	432	382	4	1	0
0159 LOCKPORT PCT 015	468	240	4	1	1
0160 LOCKPORT PCT 016	512	437	12	13	6
0161 LOCKPORT PCT 017	462	549	16	3	4
0162 LOCKPORT PCT 018	517	393	13	5	2

ABSTRACT OF VOTES

WILL COUNTY, ILLINOIS
 GENERAL ELECTION
 NOVEMBER 6, 2012

OFFICIAL RESULTS

REPORT-EL52

PAGE 0016

	VOTES	PERCENT		VOTES	PERCENT
PRESIDENT & VICE PRESIDENT - TOTAL					
Vote for not more than 1					
01 = Obama / Biden (DEM)	141,736	51.73			
02 = Romney / Ryan (REP)	127,350	46.48	04 = Stein / Hawkins (GRN)	1,165	.43
03 = Johnson / Gray (LIB)	2,912	1.06	05 = WRITE-IN	822	.30

(CONTINUED FROM PREVIOUS PAGE)

	01	02	03	04	05
0163 LOCKPORT PCT 019	459	406	11	2	1
0164 LOCKPORT PCT 020	409	335	9	4	4
0165 LOCKPORT PCT 021	499	299	8	2	3
0166 LOCKPORT PCT 022	451	323	14	9	3
0167 LOCKPORT PCT 023	367	235	5	4	7
0168 LOCKPORT PCT 024	630	45	2	1	2
0169 MANHATTAN PCT 001	445	497	18	5	9
0170 MANHATTAN PCT 002	449	551	6	7	8
0171 MANHATTAN PCT 003	441	744	12	6	5
0172 MANHATTAN PCT 004	421	525	6	7	4
0173 MONEE PCT 001	537	214	3	2	3
0174 MONEE PCT 002	843	108	2	4	0
0175 MONEE PCT 003	429	423	14	5	5
0176 MONEE PCT 004	505	460	7	5	3
0177 MONEE PCT 005	879	15	1	1	0
0178 MONEE PCT 006	624	16	0	0	0
0179 MONEE PCT 007	893	26	0	0	0
0180 MONEE PCT 008	350	419	11	4	2
0181 NEW LENOX PCT 001	405	403	7	4	3
0182 NEW LENOX PCT 002	344	521	12	5	2
0183 NEW LENOX PCT 003	324	485	7	3	1
0184 NEW LENOX PCT 004	303	442	20	1	2
0185 NEW LENOX PCT 005	371	553	13	0	3
0186 NEW LENOX PCT 006	324	653	4	2	10
0187 NEW LENOX PCT 007	349	753	14	4	5
0188 NEW LENOX PCT 008	351	652	5	5	1
0189 NEW LENOX PCT 009	410	583	13	2	5
0190 NEW LENOX PCT 010	365	618	6	4	1
0191 NEW LENOX PCT 011	433	551	10	7	2
0192 NEW LENOX PCT 012	411	523	16	9	2
0193 NEW LENOX PCT 013	405	527	6	5	0
0194 NEW LENOX PCT 014	443	639	18	13	5
0195 NEW LENOX PCT 015	338	612	4	1	0
0196 NEW LENOX PCT 016	400	528	12	8	5
0197 NEW LENOX PCT 017	404	584	14	2	8
0198 NEW LENOX PCT 018	353	497	18	4	4
0199 NEW LENOX PCT 019	401	562	9	8	4
0200 NEW LENOX PCT 020	373	733	10	4	1
0201 PEOTONE PCT 001	359	655	19	4	7
0202 PEOTONE PCT 002	316	660	17	12	3
0203 PLAINFIELD PCT 001	439	482	8	4	2
0204 PLAINFIELD PCT 002	403	411	8	2	5
0205 PLAINFIELD PCT 003	369	479	12	1	4
0206 PLAINFIELD PCT 004	299	159	6	1	0
0207 PLAINFIELD PCT 005	510	318	8	2	1
0208 PLAINFIELD PCT 006	530	287	6	7	2
0209 PLAINFIELD PCT 007	628	267	5	2	2
0210 PLAINFIELD PCT 008	511	413	9	3	1
0211 PLAINFIELD PCT 009	447	581	9	3	3
0212 PLAINFIELD PCT 010	400	461	15	3	2
0213 PLAINFIELD PCT 011	281	126	2	3	0
0214 PLAINFIELD PCT 012	540	224	5	2	2
0215 PLAINFIELD PCT 013	452	517	14	1	4
0216 PLAINFIELD PCT 014	411	477	13	2	0

ABSTRACT OF VOTES

WILL COUNTY, ILLINOIS
 GENERAL ELECTION
 NOVEMBER 6, 2012

OFFICIAL RESULTS

REPORT-EL52

PAGE 0017

	VOTES	PERCENT		VOTES	PERCENT
PRESIDENT & VICE PRESIDENT - TOTAL					
Vote for not more than 1					
01 = Obama / Biden (DEM)	141,736	51.73			
02 = Romney / Ryan (REP)	127,350	46.48	04 = Stein / Hawkins (GRN)	1,165	.43
03 = Johnson / Gray (LIB)	2,912	1.06	05 = WRITE-IN	822	.30

(CONTINUED FROM PREVIOUS PAGE)

	01	02	03	04	05
0217 PLAINFIELD PCT 015	385	510	9	3	2
0218 PLAINFIELD PCT 016	461	508	14	3	2
0219 PLAINFIELD PCT 017	504	324	15	1	0
0220 PLAINFIELD PCT 018	526	324	8	6	4
0221 PLAINFIELD PCT 019	452	303	7	5	4
0222 PLAINFIELD PCT 020	456	369	8	7	1
0223 PLAINFIELD PCT 021	364	491	11	1	3
0224 PLAINFIELD PCT 022	353	390	5	3	1
0225 PLAINFIELD PCT 023	433	360	10	3	5
0226 PLAINFIELD PCT 024	448	437	8	3	1
0227 PLAINFIELD PCT 025	493	324	17	5	2
0228 PLAINFIELD PCT 026	470	206	11	7	2
0229 PLAINFIELD PCT 027	555	350	16	2	2
0230 PLAINFIELD PCT 028	460	374	12	3	3
0231 PLAINFIELD PCT 029	421	410	7	4	0
0232 PLAINFIELD PCT 030	426	435	10	5	4
0233 PLAINFIELD PCT 031	453	384	11	4	5
0234 PLAINFIELD PCT 032	443	317	16	5	4
0235 PLAINFIELD PCT 033	473	400	12	3	1
0236 PLAINFIELD PCT 034	358	274	9	3	1
0237 PLAINFIELD PCT 035	479	295	11	3	4
0238 PLAINFIELD PCT 036	401	381	5	2	4
0239 REED PCT 001	409	445	14	5	2
0240 REED PCT 002	384	464	18	5	4
0241 REED PCT 003	397	466	20	10	3
0242 TROY PCT 001	548	293	13	2	1
0243 TROY PCT 002	511	333	2	3	1
0244 TROY PCT 003	472	373	12	4	2
0245 TROY PCT 004	448	384	13	13	0
0246 TROY PCT 005	436	374	7	3	0
0247 TROY PCT 006	373	210	3	5	0
0248 TROY PCT 007	505	445	11	4	1
0249 TROY PCT 008	448	428	10	5	1
0250 TROY PCT 009	461	468	5	4	3
0251 TROY PCT 010	433	547	12	6	4
0252 TROY PCT 011	427	752	19	3	4
0253 TROY PCT 012	524	430	16	4	6
0254 TROY PCT 013	521	588	8	4	5
0255 TROY PCT 014	430	586	13	3	2
0256 TROY PCT 015	473	586	12	8	2
0257 TROY PCT 016	600	443	6	7	7
0258 TROY PCT 017	415	629	20	2	7
0259 TROY PCT 018	500	243	14	5	1
0260 TROY PCT 019	567	226	8	4	2
0261 TROY PCT 020	488	557	11	2	3
0262 TROY PCT 021	347	489	3	3	6
0263 TROY PCT 022	169	321	10	2	3
0264 TROY PCT 023	370	505	9	1	3
0265 WASHINGTON PCT 001	317	578	7	9	2
0266 WASHINGTON PCT 002	361	609	13	5	4
0267 WASHINGTON PCT 003	281	571	16	6	4
0268 WESLEY PCT 001	391	542	11	13	1
0269 WHEATLAND PCT 001	594	550	7	3	1
0270 WHEATLAND PCT 002	363	493	6	1	1

PRESIDENT & VICE PRESIDENT - TOTAL	VOTES PERCENT		VOTES PERCENT	
Vote for not more than 1				
01 = Obama / Biden (DEM)	141,736	51.73		
02 = Romney / Ryan (REP)	127,350	46.48	04 = Stein / Hawkins (GRN)	1,165 .43
03 = Johnson / Gray (LIB)	2,912	1.06	05 = WRITE-IN	822 .30

(CONTINUED FROM PREVIOUS PAGE)

	01	02	03	04	05
0271 WHEATLAND PCT 003	357	612	1	0	0
0272 WHEATLAND PCT 004	712	447	11	2	8
0273 WHEATLAND PCT 005	450	665	9	6	2
0274 WHEATLAND PCT 006	406	520	10	4	2
0275 WHEATLAND PCT 007	425	595	9	3	4
0276 WHEATLAND PCT 008	420	540	9	4	3
0277 WHEATLAND PCT 009	608	578	8	3	3
0278 WHEATLAND PCT 010	410	604	9	2	6
0279 WHEATLAND PCT 011	366	514	5	0	4
0280 WHEATLAND PCT 012	468	501	5	0	2
0281 WHEATLAND PCT 013	389	476	5	1	4
0282 WHEATLAND PCT 014	473	637	10	4	2
0283 WHEATLAND PCT 015	458	454	7	3	1
0284 WHEATLAND PCT 016	462	603	7	0	4
0285 WHEATLAND PCT 017	531	596	5	4	1
0286 WHEATLAND PCT 018	489	612	10	2	2
0287 WHEATLAND PCT 019	489	346	5	2	1
0288 WHEATLAND PCT 020	333	581	9	1	7
0289 WHEATLAND PCT 021	384	459	9	4	0
0290 WHEATLAND PCT 022	580	288	4	5	0
0291 WHEATLAND PCT 023	580	469	12	4	3
0292 WHEATLAND PCT 024	356	533	5	4	1
0293 WHEATLAND PCT 025	473	600	10	0	1
0294 WHEATLAND PCT 026	415	804	15	5	4
0295 WHEATLAND PCT 027	555	270	4	0	1
0296 WHEATLAND PCT 028	489	636	13	2	2
0297 WHEATLAND PCT 029	519	614	15	7	3
0298 WHEATLAND PCT 030	459	612	18	3	2
0299 WILL PCT 001	213	567	7	11	3
0300 WILMINGTON PCT 001	411	379	19	10	4
0301 WILMINGTON PCT 002	385	426	12	6	4
0302 WILMINGTON PCT 003	386	497	12	3	7
0303 WILTON PCT 001	154	311	3	1	2
0304 PRESIDENTIAL	1	4	0	0	0

	VOTES					PERCENT	VOTES		PERCENT	
PRESIDENT & VICE PRESIDENT 1ST CONGRESSIONAL DISTRICT										
Vote for not more than 1										
01 = Obama / Biden (DEM)	18,202					39.80				
02 = Romney / Ryan (REP)	26,659					58.29	04 = Stein / Hawkins (GRN)	196	.43	
03 = Johnson / Gray (LIB)	526					1.15	05 = WRITE-IN	151	.33	
	01	02	03	04	05					
0057 FRANKFORT PCT 001	381	582	12	0	4					
0058 FRANKFORT PCT 002	377	595	11	5	2					
0059 FRANKFORT PCT 003	406	528	4	1	3					
0060 FRANKFORT PCT 004	384	491	10	3	5					
0061 FRANKFORT PCT 005	359	531	15	9	4					
0062 FRANKFORT PCT 006	316	555	8	3	1					
0063 FRANKFORT PCT 007	380	519	8	2	3					
0064 FRANKFORT PCT 008	406	489	14	2	1					
0065 FRANKFORT PCT 009	424	521	7	2	6					
0066 FRANKFORT PCT 010	448	485	10	2	1					
0067 FRANKFORT PCT 011	351	499	7	8	3					
0068 FRANKFORT PCT 012	380	562	10	6	1					
0069 FRANKFORT PCT 013	381	455	5	0	4					
0070 FRANKFORT PCT 014	467	443	11	0	2					
0071 FRANKFORT PCT 015	474	399	23	5	4					
0072 FRANKFORT PCT 016	413	532	11	4	1					
0073 FRANKFORT PCT 017	363	827	16	2	4					
0074 FRANKFORT PCT 018	306	654	10	4	1					
0075 FRANKFORT PCT 019	401	463	13	5	4					
0076 FRANKFORT PCT 020	452	500	14	6	6					
0077 FRANKFORT PCT 021	355	540	16	5	1					
0078 FRANKFORT PCT 022	392	562	10	3	1					
0079 FRANKFORT PCT 023	335	635	9	4	2					
0080 FRANKFORT PCT 024	483	405	9	3	5					
0081 FRANKFORT PCT 025	351	574	11	5	4					
0082 FRANKFORT PCT 026	341	665	10	4	1					
0083 FRANKFORT PCT 027	284	539	10	3	4					
0084 FRANKFORT PCT 028	441	555	12	1	3					
0085 FRANKFORT PCT 029	334	762	4	0	2					
0086 GREEN GARDEN PCT 001	263	640	11	3	4					
0087 GREEN GARDEN PCT 002	290	630	12	4	1					
0106 JACKSON PCT 001	337	387	13	2	3					
0107 JACKSON PCT 002	424	549	20	5	4					
0169 MANHATTAN PCT 001	445	497	18	5	9					
0170 MANHATTAN PCT 002	449	551	6	7	8					
0171 MANHATTAN PCT 003	441	744	12	6	5					
0172 MANHATTAN PCT 004	421	525	6	7	4					
0182 NEW LENOX PCT 002	124	195	4	5	0					
0187 NEW LENOX PCT 007	349	753	14	4	5					
0188 NEW LENOX PCT 008	351	652	5	5	1					
0192 NEW LENOX PCT 012	411	523	16	9	2					
0193 NEW LENOX PCT 013	405	527	6	5	0					
0194 NEW LENOX PCT 014	443	639	18	13	5					
0195 NEW LENOX PCT 015	338	612	4	1	0					
0197 NEW LENOX PCT 017	404	584	14	2	8					
0198 NEW LENOX PCT 018	348	489	18	4	4					
0199 NEW LENOX PCT 019	401	562	9	8	4					
0200 NEW LENOX PCT 020	373	733	10	4	1					

PRESIDENT & VICE PRESIDENT 2ND CONGRESSIONAL DISTRICT	VOTES PERCENT					VOTES PERCENT	
	01	02	03	04	05		
Vote for not more than 1							
01 = Obama / Biden (DEM)			13,019				55.69
02 = Romney / Ryan (REP)			9,965			04 = Stein / Hawkins (GRN)	110 .47
03 = Johnson / Gray (LIB)			217			05 = WRITE-IN	65 .28
	01	02	03	04	05		
0006 CRETE PCT 001	701	246	5	1	1		
0007 CRETE PCT 002	507	274	13	4	5		
0008 CRETE PCT 003	406	336	11	6	3		
0009 CRETE PCT 004	595	364	5	3	2		
0010 CRETE PCT 005	716	235	6	3	0		
0011 CRETE PCT 006	536	452	3	3	1		
0012 CRETE PCT 007	621	302	5	4	5		
0013 CRETE PCT 008	517	420	15	2	2		
0014 CRETE PCT 009	388	443	6	9	3		
0015 CRETE PCT 010	312	358	5	5	1		
0016 CRETE PCT 011	281	501	13	1	2		
0017 CRETE PCT 012	378	402	10	0	2		
0173 MONEE PCT 001	537	214	3	2	3		
0174 MONEE PCT 002	843	108	2	4	0		
0175 MONEE PCT 003	429	423	14	5	5		
0176 MONEE PCT 004	505	460	7	5	3		
0177 MONEE PCT 005	879	15	1	1	0		
0178 MONEE PCT 006	624	16	0	0	0		
0179 MONEE PCT 007	893	26	0	0	0		
0180 MONEE PCT 008	350	419	11	4	2		
0201 PEOTONE PCT 001	359	655	19	4	7		
0202 PEOTONE PCT 002	316	660	17	12	3		
0265 WASHINGTON PCT 001	317	578	7	9	2		
0266 WASHINGTON PCT 002	361	609	13	5	4		
0267 WASHINGTON PCT 003	281	571	16	6	4		
0299 WILL PCT 001	213	567	7	11	3		
0303 WILTON PCT 001	154	311	3	1	2		

	VOTES PERCENT					VOTES PERCENT	
PRESIDENT & VICE PRESIDENT 3RD CONGRESSIONAL DISTRICT							
Vote for not more than 1							
01 = Obama / Biden (DEM)	17,719				48.71		
02 = Romney / Ryan (REP)	18,001				49.49	04 = Stein / Hawkins (GRN)	150 .41
03 = Johnson / Gray (LIB)	391				1.07	05 = WRITE-IN	115 .32
	01	02	03	04	05		
0050 DU PAGE PCT 032	170	132	7	0	0		
0051 DU PAGE PCT 033	71	83	0	0	0		
0053 DU PAGE PCT 035	436	114	5	1	2		
0054 DU PAGE PCT 036	600	375	11	10	4		
0055 DU PAGE PCT 037	488	335	10	5	5		
0088 HOMER PCT 001	338	498	12	3	3		
0089 HOMER PCT 002	392	701	16	3	3		
0090 HOMER PCT 003	362	543	10	2	2		
0091 HOMER PCT 004	365	714	12	3	1		
0092 HOMER PCT 005	311	517	9	2	0		
0093 HOMER PCT 006	359	560	7	4	2		
0094 HOMER PCT 007	374	552	12	5	0		
0095 HOMER PCT 008	327	519	6	0	3		
0096 HOMER PCT 009	364	413	6	4	3		
0097 HOMER PCT 010	374	557	12	4	1		
0098 HOMER PCT 011	405	539	8	0	4		
0099 HOMER PCT 012	357	722	14	2	2		
0100 HOMER PCT 013	341	529	5	1	3		
0101 HOMER PCT 014	560	782	11	4	3		
0102 HOMER PCT 015	501	674	12	3	4		
0103 HOMER PCT 016	300	487	7	7	1		
0104 HOMER PCT 017	289	745	8	1	6		
0105 HOMER PCT 018	465	577	16	4	2		
0108 JOLIET PCT 001	625	187	7	1	5		
0109 JOLIET PCT 002	421	287	7	4	1		
0110 JOLIET PCT 003	336	242	8	4	2		
0146 LOCKPORT PCT 002	612	359	4	4	2		
0147 LOCKPORT PCT 003	591	267	9	5	6		
0148 LOCKPORT PCT 004	449	281	10	6	3		
0149 LOCKPORT PCT 005	405	461	10	6	4		
0154 LOCKPORT PCT 010	454	454	7	4	0		
0155 LOCKPORT PCT 011	448	431	15	4	5		
0156 LOCKPORT PCT 012	463	435	13	4	4		
0159 LOCKPORT PCT 015	468	240	4	1	1		
0160 LOCKPORT PCT 016	512	437	12	13	6		
0161 LOCKPORT PCT 017	462	549	16	3	4		
0162 LOCKPORT PCT 018	517	393	13	5	2		
0163 LOCKPORT PCT 019	459	406	11	2	1		
0164 LOCKPORT PCT 020	1	2	0	0	0		
0165 LOCKPORT PCT 021	499	299	8	2	3		
0166 LOCKPORT PCT 022	451	323	14	9	3		
0167 LOCKPORT PCT 023	367	235	5	4	7		
0168 LOCKPORT PCT 024	630	45	2	1	2		

	VOTES	PERCENT
PRESIDENT & VICE PRESIDENT 11TH CONGRESSIONAL DISTRICT		
Vote for not more than 1		
01 = Obama / Biden (DEM)	71,035	59.67
02 = Romney / Ryan (REP)	45,900	38.56
03 = Johnson / Gray (LIB)	1,238	1.04

	VOTES	PERCENT
04 = Stein / Hawkins (GRN)	528	.44
05 = WRITE-IN	340	.29

	01	02	03	04	05
0019 DU PAGE PCT 001	581	553	10	9	2
0020 DU PAGE PCT 002	441	601	6	7	3
0021 DU PAGE PCT 003	488	637	17	4	0
0022 DU PAGE PCT 004	455	394	7	2	0
0023 DU PAGE PCT 005	515	314	9	3	0
0024 DU PAGE PCT 006	540	299	6	2	4
0025 DU PAGE PCT 007	413	575	12	4	3
0026 DU PAGE PCT 008	651	220	11	5	1
0027 DU PAGE PCT 009	437	287	7	6	2
0028 DU PAGE PCT 010	636	288	8	5	4
0029 DU PAGE PCT 011	646	236	11	2	1
0030 DU PAGE PCT 012	628	265	10	3	2
0031 DU PAGE PCT 013	723	263	9	7	4
0032 DU PAGE PCT 014	603	342	11	4	1
0033 DU PAGE PCT 015	568	265	5	3	4
0034 DU PAGE PCT 016	598	293	11	0	3
0035 DU PAGE PCT 017	678	311	6	4	3
0036 DU PAGE PCT 018	639	269	3	6	4
0037 DU PAGE PCT 019	625	244	8	3	2
0038 DU PAGE PCT 020	618	171	16	9	2
0039 DU PAGE PCT 021	656	259	13	6	5
0040 DU PAGE PCT 022	600	312	12	3	3
0041 DU PAGE PCT 023	592	270	6	11	1
0042 DU PAGE PCT 024	494	218	8	3	5
0043 DU PAGE PCT 025	585	263	15	3	9
0044 DU PAGE PCT 026	516	216	6	4	3
0045 DU PAGE PCT 027	705	203	10	4	2
0046 DU PAGE PCT 028	630	197	6	2	0
0047 DU PAGE PCT 029	607	291	5	4	1
0048 DU PAGE PCT 030	629	183	10	1	2
0049 DU PAGE PCT 031	497	342	9	2	1
0050 DU PAGE PCT 032	394	235	10	4	3
0051 DU PAGE PCT 033	472	275	6	5	2
0052 DU PAGE PCT 034	328	500	1	1	3
0054 DU PAGE PCT 036	0	0	0	0	0
0106 JACKSON PCT 001	149	157	9	1	2
0108 JOLIET PCT 001	27	13	1	0	0
0109 JOLIET PCT 002	0	3	0	0	0
0111 JOLIET PCT 004	459	269	8	8	2
0112 JOLIET PCT 005	731	38	0	0	2
0113 JOLIET PCT 006	738	28	1	0	1
0114 JOLIET PCT 007	592	76	6	2	2
0115 JOLIET PCT 008	482	255	10	9	3
0116 JOLIET PCT 009	597	172	6	2	2
0117 JOLIET PCT 010	414	326	21	5	1
0118 JOLIET PCT 011	484	256	13	3	3
0119 JOLIET PCT 012	569	141	5	5	3
0120 JOLIET PCT 013	572	40	2	4	0
0121 JOLIET PCT 014	616	41	6	2	2
0122 JOLIET PCT 015	456	163	17	6	8
0123 JOLIET PCT 016	700	114	7	6	2
0124 JOLIET PCT 017	490	432	8	4	6
0125 JOLIET PCT 018	522	526	8	8	3
0126 JOLIET PCT 019	455	320	15	5	2

		VOTES	PERCENT			VOTES	PERCENT
PRESIDENT & VICE PRESIDENT 11TH CONGRESSIONAL DISTRICT							
Vote for not more than 1							
01 = Obama / Biden (DEM)		71,035	59.67				
02 = Romney / Ryan (REP)		45,900	38.56	04 = Stein / Hawkins (GRN)		528	.44
03 = Johnson / Gray (LIB)		1,238	1.04	05 = WRITE-IN		340	.29

(CONTINUED FROM PREVIOUS PAGE)	01	02	03	04	05
0127 JOLIET PCT 020	550	283	5	5	3
0128 JOLIET PCT 021	528	445	12	5	5
0129 JOLIET PCT 022	625	229	7	8	1
0130 JOLIET PCT 023	637	157	5	3	1
0131 JOLIET PCT 024	524	149	6	8	1
0132 JOLIET PCT 025	465	315	6	4	2
0133 JOLIET PCT 026	486	214	7	5	3
0134 JOLIET PCT 027	302	78	2	1	1
0135 JOLIET PCT 028	718	23	3	0	1
0136 JOLIET PCT 029	550	151	5	3	3
0137 JOLIET PCT 030	434	256	23	6	6
0138 JOLIET PCT 031	458	259	7	5	4
0139 JOLIET PCT 032	724	32	3	0	2
0140 JOLIET PCT 033	372	243	9	3	4
0141 JOLIET PCT 034	776	68	1	4	1
0142 JOLIET PCT 035	702	177	6	2	2
0143 JOLIET PCT 036	713	107	7	1	2
0144 JOLIET PCT 037	602	200	6	2	2
0145 LOCKPORT PCT 001	614	872	3	5	1
0150 LOCKPORT PCT 006	668	275	12	5	7
0151 LOCKPORT PCT 007	737	238	17	0	1
0152 LOCKPORT PCT 008	683	149	8	2	1
0153 LOCKPORT PCT 009	709	593	9	3	2
0157 LOCKPORT PCT 013	772	911	12	3	0
0158 LOCKPORT PCT 014	432	382	4	1	0
0164 LOCKPORT PCT 020	408	333	9	4	4
0181 NEW LENOX PCT 001	405	403	7	4	3
0182 NEW LENOX PCT 002	220	326	8	0	2
0183 NEW LENOX PCT 003	324	485	7	3	1
0184 NEW LENOX PCT 004	303	442	20	1	2
0185 NEW LENOX PCT 005	371	553	13	0	3
0186 NEW LENOX PCT 006	324	653	4	2	10
0189 NEW LENOX PCT 009	410	583	13	2	5
0190 NEW LENOX PCT 010	365	618	6	4	1
0191 NEW LENOX PCT 011	433	551	10	7	2
0196 NEW LENOX PCT 016	400	528	12	8	5
0198 NEW LENOX PCT 018	5	8	0	0	0
0206 PLAINFIELD PCT 004	299	159	6	1	0
0207 PLAINFIELD PCT 005	510	318	8	2	1
0208 PLAINFIELD PCT 006	530	287	6	7	2
0209 PLAINFIELD PCT 007	628	267	5	2	2
0212 PLAINFIELD PCT 010	192	216	6	3	0
0213 PLAINFIELD PCT 011	281	126	2	3	0
0214 PLAINFIELD PCT 012	540	224	5	2	2
0215 PLAINFIELD PCT 013	375	457	13	1	4
0216 PLAINFIELD PCT 014	411	477	13	2	0
0217 PLAINFIELD PCT 015	385	510	9	3	2
0218 PLAINFIELD PCT 016	461	508	14	3	2
0219 PLAINFIELD PCT 017	504	324	15	1	0
0220 PLAINFIELD PCT 018	526	324	8	6	4
0221 PLAINFIELD PCT 019	452	303	7	5	4
0222 PLAINFIELD PCT 020	456	369	8	7	1
0223 PLAINFIELD PCT 021	364	491	11	1	3
0224 PLAINFIELD PCT 022	353	390	5	3	1

PRESIDENT & VICE PRESIDENT 11TH CONGRESSIONAL DISTRICT

Vote for not more than 1

01 = Obama / Biden (DEM) 71,035 59.67
 02 = Romney / Ryan (REP) 45,900 38.56
 03 = Johnson / Gray (LIB) 1,238 1.04

04 = Stein / Hawkins (GRN) 528 .44
 05 = WRITE-IN 340 .29

(CONTINUED FROM PREVIOUS PAGE)

	01	02	03	04	05
0225 PLAINFIELD PCT 023	433	360	10	3	5
0226 PLAINFIELD PCT 024	448	437	8	3	1
0227 PLAINFIELD PCT 025	493	324	17	5	2
0228 PLAINFIELD PCT 026	470	206	11	7	2
0229 PLAINFIELD PCT 027	555	350	16	2	2
0230 PLAINFIELD PCT 028	460	374	12	3	3
0231 PLAINFIELD PCT 029	421	410	7	4	0
0232 PLAINFIELD PCT 030	426	435	10	5	4
0233 PLAINFIELD PCT 031	453	384	11	4	5
0234 PLAINFIELD PCT 032	443	317	16	5	4
0235 PLAINFIELD PCT 033	473	400	12	3	1
0236 PLAINFIELD PCT 034	358	274	9	3	1
0237 PLAINFIELD PCT 035	479	295	11	3	4
0238 PLAINFIELD PCT 036	401	381	5	2	4
0242 TROY PCT 001	548	293	13	2	1
0243 TROY PCT 002	511	333	2	3	1
0244 TROY PCT 003	472	373	12	4	2
0245 TROY PCT 004	448	384	13	13	0
0246 TROY PCT 005	436	374	7	3	0
0247 TROY PCT 006	373	210	3	5	0
0248 TROY PCT 007	505	445	11	4	1
0249 TROY PCT 008	448	428	10	5	1
0250 TROY PCT 009	461	468	5	4	3
0251 TROY PCT 010	433	547	12	6	4
0252 TROY PCT 011	427	752	19	3	4
0253 TROY PCT 012	524	430	16	4	6
0254 TROY PCT 013	3	2	0	1	0
0255 TROY PCT 014	94	95	5	0	0
0256 TROY PCT 015	321	415	7	5	1
0257 TROY PCT 016	600	443	6	7	7
0258 TROY PCT 017	114	137	4	0	3
0259 TROY PCT 018	500	243	14	5	1
0260 TROY PCT 019	567	226	8	4	2
0264 TROY PCT 023	370	505	9	1	3
0272 WHEATLAND PCT 004	712	447	11	2	8
0273 WHEATLAND PCT 005	450	665	9	6	2
0287 WHEATLAND PCT 019	489	346	5	2	1
0290 WHEATLAND PCT 022	579	288	4	5	0
0294 WHEATLAND PCT 026	4	0	0	0	0
0295 WHEATLAND PCT 027	76	104	0	0	0

PRESIDENT & VICE PRESIDENT 14TH CONGRESSIONAL DISTRICT

Vote for not more than 1

01 = Obama / Biden (DEM)	16,468	44.33
02 = Romney / Ryan (REP)	20,137	54.21
03 = Johnson / Gray (LIB)	340	.92

04 = Stein / Hawkins (GRN)	95	.26
05 = WRITE-IN	105	.28

 01 02 03 04 05

0203 PLAINFIELD PCT 001	439	482	8	4	2
0204 PLAINFIELD PCT 002	403	411	8	2	5
0205 PLAINFIELD PCT 003	369	479	12	1	4
0210 PLAINFIELD PCT 008	511	413	9	3	1
0211 PLAINFIELD PCT 009	447	581	9	3	3
0212 PLAINFIELD PCT 010	208	245	9	0	2
0215 PLAINFIELD PCT 013	77	60	1	0	0
0254 TROY PCT 013	518	586	8	3	5
0255 TROY PCT 014	336	491	8	3	2
0256 TROY PCT 015	152	171	5	3	1
0258 TROY PCT 017	301	492	16	2	4
0261 TROY PCT 020	488	557	11	2	3
0262 TROY PCT 021	347	489	3	3	6
0263 TROY PCT 022	169	321	10	2	3
0269 WHEATLAND PCT 001	594	550	7	3	1
0270 WHEATLAND PCT 002	363	493	6	1	1
0271 WHEATLAND PCT 003	357	612	1	0	0
0274 WHEATLAND PCT 006	406	520	10	4	2
0275 WHEATLAND PCT 007	425	595	9	3	4
0276 WHEATLAND PCT 008	420	540	9	4	3
0277 WHEATLAND PCT 009	608	578	8	3	3
0278 WHEATLAND PCT 010	410	604	9	2	6
0279 WHEATLAND PCT 011	366	514	5	0	4
0280 WHEATLAND PCT 012	468	501	5	0	2
0281 WHEATLAND PCT 013	389	476	5	1	4
0282 WHEATLAND PCT 014	473	637	10	4	2
0283 WHEATLAND PCT 015	458	454	7	3	1
0284 WHEATLAND PCT 016	462	603	7	0	4
0285 WHEATLAND PCT 017	531	596	5	4	1
0286 WHEATLAND PCT 018	489	612	10	2	2
0288 WHEATLAND PCT 020	333	581	9	1	7
0289 WHEATLAND PCT 021	384	459	9	4	0
0290 WHEATLAND PCT 022	1	0	0	0	0
0291 WHEATLAND PCT 023	580	469	12	4	3
0292 WHEATLAND PCT 024	356	533	5	4	1
0293 WHEATLAND PCT 025	473	600	10	0	1
0294 WHEATLAND PCT 026	411	804	15	5	4
0295 WHEATLAND PCT 027	479	166	4	0	1
0296 WHEATLAND PCT 028	489	636	13	2	2
0297 WHEATLAND PCT 029	519	614	15	7	3
0298 WHEATLAND PCT 030	459	612	18	3	2


For City of Aurora details
 refer to that section of this book.

						VOTES	PERCENT			VOTES	PERCENT
PRESIDENT & VICE PRESIDENT 16TH CONGRESSIONAL DISTRICT											
Vote for not more than 1											
01 = Obama / Biden (DEM)						5,292	43.00				
02 = Romney / Ryan (REP)						6,684	54.31	04 = Stein / Hawkins (GRN)		86	.70
03 = Johnson / Gray (LIB)						200	1.62	05 = WRITE-IN		46	.37
						01	02	03	04	05	
0001	CHANNAHON	PCT	001			359	585	17	3	4	
0002	CHANNAHON	PCT	002			456	644	14	6	3	
0003	CHANNAHON	PCT	003			432	567	17	4	2	
0004	CHANNAHON	PCT	004			411	503	17	3	5	
0005	CHANNAHON	PCT	005			422	496	11	8	2	
0018	CUSTER	PCT	001			273	433	13	8	4	
0056	FLORENCE	PCT	001			176	237	5	2	1	
0239	REED	PCT	001			409	445	14	5	2	
0240	REED	PCT	002			384	464	18	5	4	
0241	REED	PCT	003			397	466	20	10	3	
0268	WESLEY	PCT	001			391	542	11	13	1	
0300	WILMINGTON	PCT	001			411	379	19	10	4	
0301	WILMINGTON	PCT	002			385	426	12	6	4	
0302	WILMINGTON	PCT	003			386	497	12	3	7	



Nancy Schultz Voots

W I L L C O U N T Y C L E R K



CONGRESSIONAL SUMMARY

(1st, 2nd, 3rd, 11th, 14th & 16th DISTRICTS)

	VOTES	PERCENT	REPRESENTATIVE IN CONGRESS 1ST CONGRESSIONAL DISTRICT	VOTES	PERCENT
01 = BALLOTS CAST	45,907		Vote for not more than 1		
PRESIDENT & VICE PRESIDENT 1ST CONGRESSIONAL DISTRICT			07 = Bobby L. Rush (DEM)	12,540	28.28
Vote for not more than 1			08 = Donald E. PeLoquin (REP)	31,798	71.72
02 = Obama / Biden (DEM)	18,202	39.80			
03 = Romney / Ryan (REP)	26,659	58.29			
04 = Johnson / Gray (LIB)	526	1.15			
05 = Stein / Hawkins (GRN)	196	.43			
06 = WRITE-IN	151	.33			

	01	02	03	04	05	06	07	08
0057 FRANKFORT PCT 001	983	381	582	12	0	4	242	707
0058 FRANKFORT PCT 002	999	377	595	11	5	2	248	722
0059 FRANKFORT PCT 003	946	406	528	4	1	3	274	648
0060 FRANKFORT PCT 004	897	384	491	10	3	5	272	595
0061 FRANKFORT PCT 005	921	359	531	15	9	4	236	648
0062 FRANKFORT PCT 006	884	316	555	8	3	1	219	634
0063 FRANKFORT PCT 007	913	380	519	8	2	3	254	624
0064 FRANKFORT PCT 008	914	406	489	14	2	1	308	563
0065 FRANKFORT PCT 009	962	424	521	7	2	6	291	641
0066 FRANKFORT PCT 010	950	448	485	10	2	1	337	586
0067 FRANKFORT PCT 011	870	351	499	7	8	3	232	609
0068 FRANKFORT PCT 012	962	380	562	10	6	1	227	699
0069 FRANKFORT PCT 013	846	381	455	5	0	4	250	575
0070 FRANKFORT PCT 014	926	467	443	11	0	2	341	549
0071 FRANKFORT PCT 015	909	474	399	23	5	4	350	526
0072 FRANKFORT PCT 016	962	413	532	11	4	1	291	642
0073 FRANKFORT PCT 017	1215	363	827	16	2	4	228	955
0074 FRANKFORT PCT 018	977	306	654	10	4	1	181	767
0075 FRANKFORT PCT 019	891	401	463	13	5	4	300	556
0076 FRANKFORT PCT 020	981	452	500	14	6	6	323	628
0077 FRANKFORT PCT 021	920	355	540	16	5	1	228	662
0078 FRANKFORT PCT 022	977	392	562	10	3	1	252	685
0079 FRANKFORT PCT 023	987	335	635	9	4	2	189	755
0080 FRANKFORT PCT 024	910	483	405	9	3	5	403	489
0081 FRANKFORT PCT 025	950	351	574	11	5	4	221	699
0082 FRANKFORT PCT 026	1023	341	665	10	4	1	233	768
0083 FRANKFORT PCT 027	842	284	539	10	3	4	178	635
0084 FRANKFORT PCT 028	1018	441	555	12	1	3	301	689
0085 FRANKFORT PCT 029	1102	334	762	4	0	2	228	858
0086 GREEN GARDEN PCT 001	928	263	640	11	3	4	166	736
0087 GREEN GARDEN PCT 002	940	290	630	12	4	1	178	738
0106 JACKSON PCT 001	745	337	387	13	2	3	258	464
0107 JACKSON PCT 002	1008	424	549	20	5	4	298	655
0169 MANHATTAN PCT 001	977	445	497	18	5	9	338	596
0170 MANHATTAN PCT 002	1031	449	551	6	7	8	289	700
0171 MANHATTAN PCT 003	1214	441	744	12	6	5	299	869
0172 MANHATTAN PCT 004	968	421	525	6	7	4	291	626
0182 NEW LENOX PCT 002	330	124	195	4	5	0	77	241
0187 NEW LENOX PCT 007	1133	349	753	14	4	5	253	849
0188 NEW LENOX PCT 008	1017	351	652	5	5	1	237	749
0192 NEW LENOX PCT 012	966	411	523	16	9	2	309	614
0193 NEW LENOX PCT 013	946	405	527	6	5	0	297	616
0194 NEW LENOX PCT 014	1122	443	639	18	13	5	292	793
0195 NEW LENOX PCT 015	957	338	612	4	1	0	238	683
0197 NEW LENOX PCT 017	1014	404	584	14	2	8	281	698
0198 NEW LENOX PCT 018	863	348	489	18	4	4	250	578
0199 NEW LENOX PCT 019	988	401	562	9	8	4	284	655
0200 NEW LENOX PCT 020	1123	373	733	10	4	1	268	824

		VOTES	PERCENT	REPRESENTATIVE IN CONGRESS 2ND CONGRESSIONAL DISTRICT		VOTES	PERCENT
01 = BALLOTS CAST		23,470		Vote for not more than 1			
PRESIDENT & VICE PRESIDENT 2ND CONGRESSIONAL DISTRICT				07 = Jesse L. Jackson, Jr. (DEM)		7,625	33.58
Vote for not more than 1				08 = Brian Woodworth (REP)		11,878	52.31
02 = Obama / Biden (DEM)		13,019	55.69	09 = Marcus Lewis (IND)		3,049	13.43
03 = Romney / Ryan (REP)		9,965	42.63	10 = WRITE-IN		155	.68
04 = Johnson / Gray (LIB)		217	.93				
05 = Stein / Hawkins (GRN)		110	.47				
06 = WRITE-IN		65	.28				

	01	02	03	04	05	06	07	08	09	10
0006 CRETE PCT 001	957	701	246	5	1	1	509	285	128	3
0007 CRETE PCT 002	808	507	274	13	4	5	309	333	136	9
0008 CRETE PCT 003	763	406	336	11	6	3	192	382	154	8
0009 CRETE PCT 004	972	595	364	5	3	2	361	451	112	9
0010 CRETE PCT 005	963	716	235	6	3	0	475	297	144	15
0011 CRETE PCT 006	998	536	452	3	3	1	307	520	125	7
0012 CRETE PCT 007	944	621	302	5	4	5	410	365	136	7
0013 CRETE PCT 008	964	517	420	15	2	2	303	491	130	9
0014 CRETE PCT 009	854	388	443	6	9	3	153	538	128	9
0015 CRETE PCT 010	682	312	358	5	5	1	106	423	118	5
0016 CRETE PCT 011	802	281	501	13	1	2	125	541	98	8
0017 CRETE PCT 012	794	378	402	10	0	2	192	486	83	9
0173 MONEE PCT 001	760	537	214	3	2	3	358	253	118	4
0174 MONEE PCT 002	958	843	108	2	4	0	637	140	139	7
0175 MONEE PCT 003	882	429	423	14	5	5	192	524	126	10
0176 MONEE PCT 004	986	505	460	7	5	3	231	571	142	5
0177 MONEE PCT 005	897	879	15	1	1	0	748	24	93	2
0178 MONEE PCT 006	644	624	16	0	0	0	537	17	77	3
0179 MONEE PCT 007	920	893	26	0	0	0	749	44	101	2
0180 MONEE PCT 008	788	350	419	11	4	2	160	496	108	3
0201 PEOTONE PCT 001	1045	359	655	19	4	7	95	802	117	4
0202 PEOTONE PCT 002	1014	316	660	17	12	3	83	791	110	4
0265 WASHINGTON PCT 001	919	317	578	7	9	2	97	694	90	3
0266 WASHINGTON PCT 002	996	361	609	13	5	4	116	726	114	5
0267 WASHINGTON PCT 003	882	281	571	16	6	4	83	660	101	1
0299 WILL PCT 001	803	213	567	7	11	3	62	649	69	4
0303 WILTON PCT 001	475	154	311	3	1	2	35	375	52	0

	VOTES	PERCENT	REPRESENTATIVE IN CONGRESS 3RD CONGRESSIONAL DISTRICT	VOTES	PERCENT
01 = BALLOTS CAST	36,525		Vote for not more than 1		
PRESIDENT & VICE PRESIDENT 3RD CONGRESSIONAL DISTRICT			07 = Daniel William Lipinski (DEM)	18,932	53.85
Vote for not more than 1			08 = Richard L. Grabowski (REP)	16,223	46.15
02 = Obama / Biden (DEM)	17,719	48.71			
03 = Romney / Ryan (REP)	18,001	49.49			
04 = Johnson / Gray (LIB)	391	1.07			
05 = Stein / Hawkins (GRN)	150	.41			
06 = WRITE-IN	115	.32			

	01	02	03	04	05	06	07	08
0050 DU PAGE PCT 032	311	170	132	7	0	0	179	124
0051 DU PAGE PCT 033	156	71	83	0	0	0	78	76
0053 DU PAGE PCT 035	561	436	114	5	1	2	427	119
0054 DU PAGE PCT 036	1004	600	375	11	10	4	633	343
0055 DU PAGE PCT 037	849	488	335	10	5	5	511	312
0088 HOMER PCT 001	856	338	498	12	3	3	345	474
0089 HOMER PCT 002	1117	392	701	16	3	3	438	638
0090 HOMER PCT 003	923	362	543	10	2	2	385	507
0091 HOMER PCT 004	1098	365	714	12	3	1	425	642
0092 HOMER PCT 005	839	311	517	9	2	0	350	451
0093 HOMER PCT 006	937	359	560	7	4	2	387	531
0094 HOMER PCT 007	948	374	552	12	5	0	393	502
0095 HOMER PCT 008	855	327	519	6	0	3	350	470
0096 HOMER PCT 009	793	364	413	6	4	3	380	385
0097 HOMER PCT 010	952	374	557	12	4	1	429	465
0098 HOMER PCT 011	961	405	539	8	0	4	435	484
0099 HOMER PCT 012	1103	357	722	14	2	2	386	677
0100 HOMER PCT 013	882	341	529	5	1	3	388	444
0101 HOMER PCT 014	1361	560	782	11	4	3	601	699
0102 HOMER PCT 015	1197	501	674	12	3	4	542	616
0103 HOMER PCT 016	805	300	487	7	7	1	331	450
0104 HOMER PCT 017	1049	289	745	8	1	6	307	713
0105 HOMER PCT 018	1066	465	577	16	4	2	488	535
0108 JOLIET PCT 001	828	625	187	7	1	5	639	169
0109 JOLIET PCT 002	722	421	287	7	4	1	437	261
0110 JOLIET PCT 003	600	336	242	8	4	2	370	203
0146 LOCKPORT PCT 002	984	612	359	4	4	2	644	318
0147 LOCKPORT PCT 003	882	591	267	9	5	6	597	252
0148 LOCKPORT PCT 004	755	449	281	10	6	3	467	254
0149 LOCKPORT PCT 005	891	405	461	10	6	4	438	416
0154 LOCKPORT PCT 010	920	454	454	7	4	0	504	375
0155 LOCKPORT PCT 011	904	448	431	15	4	5	485	382
0156 LOCKPORT PCT 012	919	463	435	13	4	4	477	392
0159 LOCKPORT PCT 015	717	468	240	4	1	1	484	213
0160 LOCKPORT PCT 016	986	512	437	12	13	6	549	410
0161 LOCKPORT PCT 017	1041	462	549	16	3	4	518	470
0162 LOCKPORT PCT 018	934	517	393	13	5	2	558	340
0163 LOCKPORT PCT 019	887	459	406	11	2	1	526	340
0164 LOCKPORT PCT 020	3	1	2	0	0	0	2	1
0165 LOCKPORT PCT 021	816	499	299	8	2	3	537	246
0166 LOCKPORT PCT 022	805	451	323	14	9	3	496	287
0167 LOCKPORT PCT 023	626	367	235	5	4	7	405	190
0168 LOCKPORT PCT 024	682	630	45	2	1	2	611	47

	VOTES	PERCENT	REPRESENTATIVE IN CONGRESS	VOTES	PERCENT
01 = BALLOTS CAST	119,646		Vote for not more than 1		
PRESIDENT & VICE PRESIDENT 11TH CONGRESSIONAL DISTRICT			07 = Bill Foster (DEM)	71,203	61.43
Vote for not more than 1			08 = Judy Biggert (REP)	44,263	38.19
02 = Obama / Biden (DEM)	71,035	59.67	09 = WRITE-IN	440	.38
03 = Romney / Ryan (REP)	45,900	38.56			
04 = Johnson / Gray (LIB)	1,238	1.04			
05 = Stein / Hawkins (GRN)	528	.44			
06 = WRITE-IN	340	.29			

	01	02	03	04	05	06	07	08	09
0019 DU PAGE PCT 001	1158	581	553	10	9	2	516	607	1
0020 DU PAGE PCT 002	1059	441	601	6	7	3	417	616	0
0021 DU PAGE PCT 003	1148	488	637	17	4	0	459	653	1
0022 DU PAGE PCT 004	861	455	394	7	2	0	470	364	4
0023 DU PAGE PCT 005	841	515	314	9	3	0	482	324	9
0024 DU PAGE PCT 006	856	540	299	6	2	4	506	332	2
0025 DU PAGE PCT 007	1008	413	575	12	4	3	401	576	5
0026 DU PAGE PCT 008	894	651	220	11	5	1	636	241	3
0027 DU PAGE PCT 009	741	437	287	7	6	2	428	301	0
0028 DU PAGE PCT 010	942	636	288	8	5	4	597	317	2
0029 DU PAGE PCT 011	903	646	236	11	2	1	609	269	3
0030 DU PAGE PCT 012	911	628	265	10	3	2	587	296	2
0031 DU PAGE PCT 013	1016	723	263	9	7	4	673	299	4
0032 DU PAGE PCT 014	966	603	342	11	4	1	577	372	2
0033 DU PAGE PCT 015	845	568	265	5	3	4	535	296	0
0034 DU PAGE PCT 016	909	598	293	11	0	3	566	316	3
0035 DU PAGE PCT 017	1007	678	311	6	4	3	631	354	1
0036 DU PAGE PCT 018	924	639	269	3	6	4	578	315	5
0037 DU PAGE PCT 019	884	625	244	8	3	2	586	266	2
0038 DU PAGE PCT 020	817	618	171	16	9	2	584	213	5
0039 DU PAGE PCT 021	945	656	259	13	6	5	628	288	6
0040 DU PAGE PCT 022	937	600	312	12	3	3	579	329	4
0041 DU PAGE PCT 023	881	592	270	6	11	1	571	291	6
0042 DU PAGE PCT 024	732	494	218	8	3	5	459	246	6
0043 DU PAGE PCT 025	875	585	263	15	3	9	583	282	1
0044 DU PAGE PCT 026	748	516	216	6	4	3	487	236	11
0045 DU PAGE PCT 027	926	705	203	10	4	2	662	240	5
0046 DU PAGE PCT 028	841	630	197	6	2	0	573	243	7
0047 DU PAGE PCT 029	910	607	291	5	4	1	593	294	1
0048 DU PAGE PCT 030	829	629	183	10	1	2	600	194	3
0049 DU PAGE PCT 031	852	497	342	9	2	1	484	357	2
0050 DU PAGE PCT 032	651	394	235	10	4	3	380	239	6
0051 DU PAGE PCT 033	762	472	275	6	5	2	464	279	3
0052 DU PAGE PCT 034	848	328	500	1	1	3	372	454	1
0054 DU PAGE PCT 036	0	0	0	0	0	0	0	0	0
0106 JACKSON PCT 001	318	149	157	9	1	2	182	120	1
0108 JOLIET PCT 001	41	27	13	1	0	0	29	12	0
0109 JOLIET PCT 002	3	0	3	0	0	0	0	3	0
0111 JOLIET PCT 004	757	459	269	8	8	2	494	235	2
0112 JOLIET PCT 005	783	731	38	0	0	2	704	51	1
0113 JOLIET PCT 006	776	738	28	1	0	1	713	34	0
0114 JOLIET PCT 007	682	592	76	6	2	2	581	79	2
0115 JOLIET PCT 008	762	482	255	10	9	3	498	242	2
0116 JOLIET PCT 009	786	597	172	6	2	2	607	159	1
0117 JOLIET PCT 010	771	414	326	21	5	1	464	274	5
0118 JOLIET PCT 011	763	484	256	13	3	3	501	227	2
0119 JOLIET PCT 012	727	569	141	5	5	3	568	137	0
0120 JOLIET PCT 013	626	572	40	2	4	0	558	58	0
0121 JOLIET PCT 014	671	616	41	6	2	2	581	62	1
0122 JOLIET PCT 015	657	456	163	17	6	8	467	170	2

	VOTES	PERCENT	REPRESENTATIVE IN CONGRESS	VOTES	PERCENT
01 = BALLOTS CAST	119,646		Vote for not more than 1		
PRESIDENT & VICE PRESIDENT 11TH CONGRESSIONAL DISTRICT			07 = Bill Foster (DEM)	71,203	61.43
Vote for not more than 1			08 = Judy Biggert (REP)	44,263	38.19
02 = Obama / Biden (DEM)	71,035	59.67	09 = WRITE-IN	440	.38
03 = Romney / Ryan (REP)	45,900	38.56			
04 = Johnson / Gray (LIB)	1,238	1.04			
05 = Stein / Hawkins (GRN)	528	.44			
06 = WRITE-IN	340	.29			

(CONTINUED FROM PREVIOUS PAGE)

	01	02	03	04	05	06	07	08	09
0123 JOLIET PCT 016	841	700	114	7	6	2	684	129	5
0124 JOLIET PCT 017	948	490	432	8	4	6	540	372	4
0125 JOLIET PCT 018	1072	522	526	8	8	3	562	471	2
0126 JOLIET PCT 019	801	455	320	15	5	2	475	289	3
0127 JOLIET PCT 020	856	550	283	5	5	3	567	241	4
0128 JOLIET PCT 021	998	528	445	12	5	5	576	375	4
0129 JOLIET PCT 022	875	625	229	7	8	1	648	200	2
0130 JOLIET PCT 023	807	637	157	5	3	1	613	150	3
0131 JOLIET PCT 024	690	524	149	6	8	1	532	127	1
0132 JOLIET PCT 025	799	465	315	6	4	2	501	258	5
0133 JOLIET PCT 026	722	486	214	7	5	3	500	182	7
0134 JOLIET PCT 027	384	302	78	2	1	1	291	80	2
0135 JOLIET PCT 028	762	718	23	3	0	1	676	50	1
0136 JOLIET PCT 029	718	550	151	5	3	3	555	138	4
0137 JOLIET PCT 030	726	434	256	23	6	6	448	243	6
0138 JOLIET PCT 031	740	458	259	7	5	4	469	240	2
0139 JOLIET PCT 032	768	724	32	3	0	2	703	45	2
0140 JOLIET PCT 033	632	372	243	9	3	4	397	198	8
0141 JOLIET PCT 034	865	776	68	1	4	1	752	84	2
0142 JOLIET PCT 035	904	702	177	6	2	2	701	156	4
0143 JOLIET PCT 036	841	713	107	7	1	2	706	103	2
0144 JOLIET PCT 037	821	602	200	6	2	2	602	191	0
0145 LOCKPORT PCT 001	1499	614	872	3	5	1	652	806	4
0150 LOCKPORT PCT 006	972	668	275	12	5	7	635	317	2
0151 LOCKPORT PCT 007	999	737	238	17	0	1	704	276	5
0152 LOCKPORT PCT 008	844	683	149	8	2	1	654	175	4
0153 LOCKPORT PCT 009	1331	709	593	9	3	2	699	593	5
0157 LOCKPORT PCT 013	1706	772	911	12	3	0	858	804	3
0158 LOCKPORT PCT 014	825	432	382	4	1	0	449	333	4
0164 LOCKPORT PCT 020	761	408	333	9	4	4	408	324	2
0181 NEW LENOX PCT 001	826	405	403	7	4	3	396	395	4
0182 NEW LENOX PCT 002	558	220	326	8	0	2	257	273	4
0183 NEW LENOX PCT 003	822	324	485	7	3	1	362	418	5
0184 NEW LENOX PCT 004	773	303	442	20	1	2	327	407	4
0185 NEW LENOX PCT 005	943	371	553	13	0	3	399	498	4
0186 NEW LENOX PCT 006	997	324	653	4	2	10	367	593	5
0189 NEW LENOX PCT 009	1017	410	583	13	2	5	465	515	0
0190 NEW LENOX PCT 010	994	365	618	6	4	1	389	555	5
0191 NEW LENOX PCT 011	1008	433	551	10	7	2	458	502	5
0196 NEW LENOX PCT 016	954	400	528	12	8	5	429	482	3
0198 NEW LENOX PCT 018	13	5	8	0	0	0	4	7	0
0206 PLAINFIELD PCT 004	466	299	159	6	1	0	290	161	0
0207 PLAINFIELD PCT 005	842	510	318	8	2	1	512	306	1
0208 PLAINFIELD PCT 006	834	530	287	6	7	2	505	307	3
0209 PLAINFIELD PCT 007	907	628	267	5	2	2	583	296	0
0212 PLAINFIELD PCT 010	419	192	216	6	3	0	199	205	2
0213 PLAINFIELD PCT 011	414	281	126	2	3	0	269	137	0
0214 PLAINFIELD PCT 012	775	540	224	5	2	2	508	245	1
0215 PLAINFIELD PCT 013	851	375	457	13	1	4	357	458	5
0216 PLAINFIELD PCT 014	903	411	477	13	2	0	420	452	2

		VOTES	PERCENT	REPRESENTATIVE IN CONGRESS 11TH CONGRESSIONAL DISTRICT	
01 = BALLOTS CAST		119,646		Vote for not more than 1	
PRESIDENT & VICE PRESIDENT 11TH CONGRESSIONAL DISTRICT				07 = Bill Foster (DEM)	71,203 61.43
Vote for not more than 1				08 = Judy Biggert (REP)	44,263 38.19
02 = Obama / Biden (DEM)	71,035	59.67	09 = WRITE-IN	440	.38
03 = Romney / Ryan (REP)	45,900	38.56			
04 = Johnson / Gray (LIB)	1,238	1.04			
05 = Stein / Hawkins (GRN)	528	.44			
06 = WRITE-IN	340	.29			

(CONTINUED FROM PREVIOUS PAGE)

	01	02	03	04	05	06	07	08	09
0217 PLAINFIELD PCT 015	910	385	510	9	3	2	396	468	5
0218 PLAINFIELD PCT 016	989	461	508	14	3	2	484	475	4
0219 PLAINFIELD PCT 017	853	504	324	15	1	0	484	336	2
0220 PLAINFIELD PCT 018	872	526	324	8	6	4	544	306	2
0221 PLAINFIELD PCT 019	773	452	303	7	5	4	441	293	2
0222 PLAINFIELD PCT 020	844	456	369	8	7	1	444	363	4
0223 PLAINFIELD PCT 021	871	364	491	11	1	3	394	448	5
0224 PLAINFIELD PCT 022	754	353	390	5	3	1	351	377	2
0225 PLAINFIELD PCT 023	814	433	360	10	3	5	447	329	4
0226 PLAINFIELD PCT 024	899	448	437	8	3	1	472	391	4
0227 PLAINFIELD PCT 025	845	493	324	17	5	2	517	302	5
0228 PLAINFIELD PCT 026	698	470	206	11	7	2	472	205	4
0229 PLAINFIELD PCT 027	927	555	350	16	2	2	562	339	1
0230 PLAINFIELD PCT 028	853	460	374	12	3	3	452	365	5
0231 PLAINFIELD PCT 029	845	421	410	7	4	0	436	379	2
0232 PLAINFIELD PCT 030	882	426	435	10	5	4	442	412	5
0233 PLAINFIELD PCT 031	859	453	384	11	4	5	473	352	4
0234 PLAINFIELD PCT 032	788	443	317	16	5	4	435	327	2
0235 PLAINFIELD PCT 033	893	473	400	12	3	1	505	359	3
0236 PLAINFIELD PCT 034	647	358	274	9	3	1	374	236	6
0237 PLAINFIELD PCT 035	798	479	295	11	3	4	483	290	4
0238 PLAINFIELD PCT 036	794	401	381	5	2	4	418	336	4
0242 TROY PCT 001	861	548	293	13	2	1	570	270	3
0243 TROY PCT 002	852	511	333	2	3	1	521	306	3
0244 TROY PCT 003	865	472	373	12	4	2	490	336	6
0245 TROY PCT 004	867	448	384	13	13	0	507	329	3
0246 TROY PCT 005	822	436	374	7	3	0	453	344	4
0247 TROY PCT 006	594	373	210	3	5	0	390	188	3
0248 TROY PCT 007	972	505	445	11	4	1	496	437	1
0249 TROY PCT 008	900	448	428	10	5	1	497	369	4
0250 TROY PCT 009	944	461	468	5	4	3	517	391	2
0251 TROY PCT 010	1009	433	547	12	6	4	463	509	5
0252 TROY PCT 011	1215	427	752	19	3	4	491	675	5
0253 TROY PCT 012	988	524	430	16	4	6	572	379	2
0254 TROY PCT 013	6	3	2	0	1	0	3	1	0
0255 TROY PCT 014	194	94	95	5	0	0	97	91	1
0256 TROY PCT 015	749	321	415	7	5	1	355	374	4
0257 TROY PCT 016	1068	600	443	6	7	7	649	357	4
0258 TROY PCT 017	259	114	137	4	0	3	120	127	0
0259 TROY PCT 018	764	500	243	14	5	1	507	226	8
0260 TROY PCT 019	815	567	226	8	4	2	594	188	2
0264 TROY PCT 023	898	370	505	9	1	3	447	425	0
0272 WHEATLAND PCT 004	1181	712	447	11	2	8	668	469	5
0273 WHEATLAND PCT 005	1133	450	665	9	6	2	428	665	3
0287 WHEATLAND PCT 019	846	489	346	5	2	1	467	360	1
0290 WHEATLAND PCT 022	879	579	288	4	5	0	523	332	1
0294 WHEATLAND PCT 026	4	4	0	0	0	0	4	0	0
0295 WHEATLAND PCT 027	180	76	104	0	0	0	75	103	1

	VOTES	PERCENT		VOTES	PERCENT
01 = BALLOTS CAST	37,252		REPRESENTATIVE IN CONGRESS 14TH CONGRESSIONAL DISTRICT		
PRESIDENT & VICE PRESIDENT 14TH CONGRESSIONAL DISTRICT			Vote for not more than 1		
Vote for not more than 1			07 = Dennis Anderson (DEM)	15,136	42.33
02 = Obama / Biden (DEM)	16,468	44.33	08 = Randy M. Hultgren (REP)	20,622	57.67
03 = Romney / Ryan (REP)	20,137	54.21			
04 = Johnson / Gray (LIB)	340	.92			
05 = Stein / Hawkins (GRN)	95	.26			
06 = WRITE-IN	105	.28			

	01	02	03	04	05	06	07	08
0203 PLAINFIELD PCT 001	938	439	482	8	4	2	419	479
0204 PLAINFIELD PCT 002	833	403	411	8	2	5	378	415
0205 PLAINFIELD PCT 003	868	369	479	12	1	4	328	502
0210 PLAINFIELD PCT 008	943	511	413	9	3	1	482	415
0211 PLAINFIELD PCT 009	1045	447	581	9	3	3	410	585
0212 PLAINFIELD PCT 010	464	208	245	9	0	2	190	242
0215 PLAINFIELD PCT 013	138	77	60	1	0	0	67	58
0254 TROY PCT 013	1127	518	586	8	3	5	509	581
0255 TROY PCT 014	846	336	491	8	3	2	322	484
0256 TROY PCT 015	333	152	171	5	3	1	151	174
0258 TROY PCT 017	816	301	492	16	2	4	301	489
0261 TROY PCT 020	1069	488	557	11	2	3	495	524
0262 TROY PCT 021	849	347	489	3	3	6	346	477
0263 TROY PCT 022	505	169	321	10	2	3	159	323
0269 WHEATLAND PCT 001	1156	594	550	7	3	1	549	553
0270 WHEATLAND PCT 002	870	363	493	6	1	1	333	512
0271 WHEATLAND PCT 003	970	357	612	1	0	0	315	627
0274 WHEATLAND PCT 006	949	406	520	10	4	2	369	541
0275 WHEATLAND PCT 007	1038	425	595	9	3	4	372	632
0276 WHEATLAND PCT 008	977	420	540	9	4	3	357	571
0277 WHEATLAND PCT 009	1203	608	578	8	3	3	537	625
0278 WHEATLAND PCT 010	1032	410	604	9	2	6	361	626
0279 WHEATLAND PCT 011	892	366	514	5	0	4	351	515
0280 WHEATLAND PCT 012	978	468	501	5	0	2	416	526
0281 WHEATLAND PCT 013	877	389	476	5	1	4	321	507
0282 WHEATLAND PCT 014	1130	473	637	10	4	2	415	672
0283 WHEATLAND PCT 015	923	458	454	7	3	1	415	469
0284 WHEATLAND PCT 016	1079	462	603	7	0	4	424	617
0285 WHEATLAND PCT 017	1138	531	596	5	4	1	481	615
0286 WHEATLAND PCT 018	1119	489	612	10	2	2	441	635
0288 WHEATLAND PCT 020	934	333	581	9	1	7	304	606
0289 WHEATLAND PCT 021	856	384	459	9	4	0	341	483
0290 WHEATLAND PCT 022	1	1	0	0	0	0	1	0
0291 WHEATLAND PCT 023	1074	580	469	12	4	3	536	487
0292 WHEATLAND PCT 024	902	356	533	5	4	1	318	555
0293 WHEATLAND PCT 025	1089	473	600	10	0	1	426	606
0294 WHEATLAND PCT 026	1241	411	804	15	5	4	373	828
0295 WHEATLAND PCT 027	650	479	166	4	0	1	448	174
0296 WHEATLAND PCT 028	1144	489	636	13	2	2	467	636
0297 WHEATLAND PCT 029	1158	519	614	15	7	3	494	619
0298 WHEATLAND PCT 030	1098	459	612	18	3	2	414	637

**For City of Aurora details
 refer to that section of this book.**

	VOTES	PERCENT	REPRESENTATIVE IN CONGRESS 16TH CONGRESSIONAL DISTRICT	VOTES	PERCENT
01 = BALLOTS CAST	12,359		Vote for not more than 1		
PRESIDENT & VICE PRESIDENT 16TH CONGRESSIONAL DISTRICT			07 = Wanda Rohl (DEM)	4,634	38.71
Vote for not more than 1			08 = Adam Kinzinger (REP)	7,337	61.29
02 = Obama / Biden (DEM)	5,292	43.00			
03 = Romney / Ryan (REP)	6,684	54.31			
04 = Johnson / Gray (LIB)	200	1.62			
05 = Stein / Hawkins (GRN)	86	.70			
06 = WRITE-IN	46	.37			

	01	02	03	04	05	06	07	08
0001 CHANNAHON PCT 001	972	359	585	17	3	4	311	631
0002 CHANNAHON PCT 002	1127	456	644	14	6	3	390	707
0003 CHANNAHON PCT 003	1029	432	567	17	4	2	363	626
0004 CHANNAHON PCT 004	940	411	503	17	3	5	338	572
0005 CHANNAHON PCT 005	939	422	496	11	8	2	364	536
0018 CUSTER PCT 001	734	273	433	13	8	4	263	454
0056 FLORENCE PCT 001	423	176	237	5	2	1	145	264
0239 REED PCT 001	876	409	445	14	5	2	373	480
0240 REED PCT 002	881	384	464	18	5	4	357	500
0241 REED PCT 003	897	397	466	20	10	3	371	499
0268 WESLEY PCT 001	960	391	542	11	13	1	342	585
0300 WILMINGTON PCT 001	829	411	379	19	10	4	359	442
0301 WILMINGTON PCT 002	840	385	426	12	6	4	344	471
0302 WILMINGTON PCT 003	912	386	497	12	3	7	314	570



Nancy Schultz Voots

W I L L C O U N T Y C L E R K



LEGISLATIVE SUMMARY

(15th, 17th, 19th, 21st, 38th, 40th, 41st,
42nd, 43rd & 49th DISTRICTS)

01 = BALLOTS CAST

VOTES PERCENT

9,578

STATE SENATOR 15TH LEGISLATIVE DISTRICT

Vote for not more than 1

02 = Napoleon Harris (DEM)

03 = No Candidate (REP)

VOTES PERCENT

6,869 100.00
0

01 02 03

0006 CRETE PCT 001	375	288	0
0007 CRETE PCT 002	794	640	0
0008 CRETE PCT 003	753	529	0
0009 CRETE PCT 004	968	706	0
0010 CRETE PCT 005	961	779	0
0011 CRETE PCT 006	500	367	0
0013 CRETE PCT 008	957	683	0
0014 CRETE PCT 009	850	561	0
0015 CRETE PCT 010	681	446	0
0016 CRETE PCT 011	98	66	0
0175 MONEE PCT 003	876	580	0
0176 MONEE PCT 004	985	717	0
0180 MONEE PCT 008	780	507	0

ABSTRACT OF VOTES

17th Legislative Dist
 GENERAL ELECTION
 NOVEMBER 6, 2012

OFFICIAL RESULTS

REPORT-EL86

PAGE 001

01 = BALLOTS CAST

VOTES PERCENT

5,954

STATE SENATOR 17TH LEGISLATIVE DISTRICT

Vote for not more than 1

02 = Donne E. Trotter (DEM)

03 = No Candidate (REP)

04 = WRITE-IN

VOTES PERCENT

3,566 91.93

0

313 8.07

 01 02 03 04

0011 CRETE PCT 006	493	299	0	31
0012 CRETE PCT 007	944	720	0	39
0016 CRETE PCT 011	693	371	0	44
0017 CRETE PCT 012	793	471	0	51
0265 WASHINGTON PCT 001	691	391	0	32
0266 WASHINGTON PCT 002	992	585	0	46
0267 WASHINGTON PCT 003	859	457	0	45
0299 WILL PCT 001	489	272	0	25

01 = BALLOTS CAST

VOTES PERCENT
 43,562

STATE SENATOR 19TH LEGISLATIVE DISTRICT

VOTES PERCENT

Vote for not more than 1

02 = Michael E. Hastings (DEM)

18,126 43.80

03 = Edgar Montalvo (REP)

23,262 56.20

	01	02	03
0057 FRANKFORT PCT 001	978	402	531
0058 FRANKFORT PCT 002	996	385	569
0059 FRANKFORT PCT 003	945	409	501
0060 FRANKFORT PCT 004	888	376	464
0061 FRANKFORT PCT 005	912	383	481
0062 FRANKFORT PCT 006	878	332	495
0063 FRANKFORT PCT 007	912	405	449
0064 FRANKFORT PCT 008	908	408	450
0065 FRANKFORT PCT 009	957	455	464
0066 FRANKFORT PCT 010	941	436	473
0067 FRANKFORT PCT 011	867	330	483
0068 FRANKFORT PCT 012	961	377	522
0069 FRANKFORT PCT 013	844	384	420
0070 FRANKFORT PCT 014	923	456	424
0071 FRANKFORT PCT 015	907	473	393
0072 FRANKFORT PCT 016	959	421	501
0073 FRANKFORT PCT 017	973	291	640
0074 FRANKFORT PCT 018	975	280	658
0075 FRANKFORT PCT 019	887	412	431
0076 FRANKFORT PCT 020	976	462	473
0077 FRANKFORT PCT 021	914	356	515
0078 FRANKFORT PCT 022	973	358	557
0079 FRANKFORT PCT 023	574	159	378
0080 FRANKFORT PCT 024	907	492	384
0100 HOMER PCT 013	881	379	437
0101 HOMER PCT 014	1358	586	689
0102 HOMER PCT 015	1195	528	609
0103 HOMER PCT 016	798	318	445
0105 HOMER PCT 018	1062	511	503
0181 NEW LENOX PCT 001	816	407	364
0182 NEW LENOX PCT 002	881	363	480
0183 NEW LENOX PCT 003	819	342	429
0184 NEW LENOX PCT 004	772	318	420
0185 NEW LENOX PCT 005	939	376	514
0186 NEW LENOX PCT 006	996	348	593
0187 NEW LENOX PCT 007	1131	353	725
0188 NEW LENOX PCT 008	1014	350	621
0189 NEW LENOX PCT 009	1016	421	538
0190 NEW LENOX PCT 010	977	370	553
0191 NEW LENOX PCT 011	998	418	524
0192 NEW LENOX PCT 012	964	433	472
0193 NEW LENOX PCT 013	942	396	508
0194 NEW LENOX PCT 014	1117	462	610
0195 NEW LENOX PCT 015	956	352	546
0196 NEW LENOX PCT 016	944	409	478
0197 NEW LENOX PCT 017	946	407	504
0199 NEW LENOX PCT 019	85	37	44

ABSTRACT OF VOTES

21st Legislative Dist
 GENERAL ELECTION
 NOVEMBER 6, 2012

OFFICIAL RESULTS

REPORT-EL86

PAGE 001

VOTES PERCENT

VOTES PERCENT

STATE SENATOR 21ST LEGISLATIVE DISTRICT

Vote for not more than 1

02 = No Candidate (DEM)

03 = Michael G. Connelly (REP)

01 = BALLOTS CAST

16,294

0
 12,507 100.00

	01	02	03
0019 DU PAGE PCT 001	1153	0	831
0020 DU PAGE PCT 002	1058	0	834
0025 DU PAGE PCT 007	713	0	561
0273 WHEATLAND PCT 005	1123	0	865
0274 WHEATLAND PCT 006	945	0	737
0275 WHEATLAND PCT 007	1033	0	796
0276 WHEATLAND PCT 008	977	0	747
0277 WHEATLAND PCT 009	1197	0	913
0278 WHEATLAND PCT 010	1027	0	808
0280 WHEATLAND PCT 012	474	0	353
0281 WHEATLAND PCT 013	851	0	643
0282 WHEATLAND PCT 014	1124	0	888
0283 WHEATLAND PCT 015	921	0	670
0284 WHEATLAND PCT 016	136	0	104
0285 WHEATLAND PCT 017	1136	0	839
0286 WHEATLAND PCT 018	1113	0	879
0288 WHEATLAND PCT 020	933	0	749
0289 WHEATLAND PCT 021	380	0	290

ABSTRACT OF VOTES

38th Legislative Dist
GENERAL ELECTION
NOVEMBER 6, 2012

OFFICIAL RESULTS

REPORT-EL86

PAGE 001

01 = BALLOTS CAST

VOTES PERCENT

9,066

STATE SENATOR 38TH LEGISLATIVE DISTRICT

Vote for not more than 1

02 = Christine Benson (DEM)

03 = Sue Rezin (REP)

VOTES PERCENT

3,598 40.84

5,213 59.16

	01	02	03
0001 CHANNAHON PCT 001	965	335	597
0002 CHANNAHON PCT 002	1127	419	676
0005 CHANNAHON PCT 005	53	19	34
0018 CUSTER PCT 001	718	291	413
0056 FLORENCE PCT 001	69	26	40
0239 REED PCT 001	867	369	482
0240 REED PCT 002	874	354	503
0241 REED PCT 003	888	381	486
0268 WESLEY PCT 001	949	360	553
0300 WILMINGTON PCT 001	815	376	412
0301 WILMINGTON PCT 002	837	344	462
0302 WILMINGTON PCT 003	904	324	555

0001 CHANNAHON PCT 001
0002 CHANNAHON PCT 002
0005 CHANNAHON PCT 005
0018 CUSTER PCT 001
0056 FLORENCE PCT 001
0239 REED PCT 001
0240 REED PCT 002
0241 REED PCT 003
0268 WESLEY PCT 001
0300 WILMINGTON PCT 001
0301 WILMINGTON PCT 002
0302 WILMINGTON PCT 003

ABSTRACT OF VOTES

40th Legislative Dist
 GENERAL ELECTION
 NOVEMBER 6, 2012

OFFICIAL RESULTS

REPORT-EL86

PAGE 001

01 = BALLOTS CAST

VOTES PERCENT
 22,603

STATE SENATOR 40TH LEGISLATIVE DISTRICT

Vote for not more than 1

02 = Toi W. Hutchinson (DEM)

03 = Joseph C. "Tuck" Marshall (REP)

VOTES PERCENT

9,852 45.42
 11,838 54.58

	01	02	03
0006 CRETE PCT 001	549	418	111
0056 FLORENCE PCT 001	353	126	211
0073 FRANKFORT PCT 017	239	62	167
0079 FRANKFORT PCT 023	407	135	250
0081 FRANKFORT PCT 025	950	308	604
0082 FRANKFORT PCT 026	1023	297	685
0083 FRANKFORT PCT 027	841	263	532
0084 FRANKFORT PCT 028	1017	405	565
0085 FRANKFORT PCT 029	1102	301	776
0086 GREEN GARDEN PCT 001	924	237	658
0087 GREEN GARDEN PCT 002	940	254	663
0169 MANHATTAN PCT 001	969	403	517
0170 MANHATTAN PCT 002	1025	392	588
0171 MANHATTAN PCT 003	1211	394	758
0172 MANHATTAN PCT 004	961	379	521
0173 MONEE PCT 001	744	507	215
0174 MONEE PCT 002	939	800	110
0177 MONEE PCT 005	851	809	17
0178 MONEE PCT 006	637	607	17
0179 MONEE PCT 007	909	855	33
0196 NEW LENOX PCT 016	7	4	3
0197 NEW LENOX PCT 017	60	22	36
0198 NEW LENOX PCT 018	871	337	480
0199 NEW LENOX PCT 019	897	340	493
0200 NEW LENOX PCT 020	1123	364	703
0201 PEOTONE PCT 001	1040	320	688
0202 PEOTONE PCT 002	1012	270	712
0265 WASHINGTON PCT 001	221	61	151
0299 WILL PCT 001	307	61	236
0303 WILTON PCT 001	474	121	338

01 = BALLOTS CAST

VOTES PERCENT

14,327

STATE SENATOR 41ST LEGISLATIVE DISTRICT

Vote for not more than 1

02 = No Candidate (DEM)

03 = Christine Radogno (REP)

VOTES PERCENT

0
11,403 100.00

01 02 03

0021 DU PAGE PCT 003	1144	0	842
0022 DU PAGE PCT 004	492	0	362
0025 DU PAGE PCT 007	293	0	212
0088 HOMER PCT 001	853	0	655
0089 HOMER PCT 002	1111	0	906
0090 HOMER PCT 003	923	0	750
0091 HOMER PCT 004	1097	0	915
0092 HOMER PCT 005	839	0	678
0093 HOMER PCT 006	934	0	778
0094 HOMER PCT 007	948	0	739
0095 HOMER PCT 008	854	0	695
0096 HOMER PCT 009	784	0	606
0097 HOMER PCT 010	949	0	716
0098 HOMER PCT 011	959	0	753
0099 HOMER PCT 012	1098	0	898
0104 HOMER PCT 017	1049	0	898

01 = BALLOTS CAST

VOTES PERCENT

3,953

STATE SENATOR 42ND LEGISLATIVE DISTRICT

Vote for not more than 1

02 = Linda Holmes (DEM)

03 = Peter Hurtado (REP)

VOTES PERCENT

1,843 48.60

1,949 51.40

01 02 03

0269 WHEATLAND PCT 001	19	4	15
0270 WHEATLAND PCT 002	869	366	474
0271 WHEATLAND PCT 003	958	333	590
0272 WHEATLAND PCT 004	1154	679	411
0279 WHEATLAND PCT 011	453	211	226
0280 WHEATLAND PCT 012	500	250	233

**For City of Aurora details
refer to that section of this book.**

VOTES PERCENT

VOTES PERCENT

STATE SENATOR 43RD LEGISLATIVE DISTRICT

01 = BALLOTS CAST

69,191

Vote for not more than 1

02 = Pat McGuire (DEM)

03 = Sandy Johnson (REP)

46,888 69.92
 20,171 30.08

 01 02 03

0003 CHANNAHON PCT 003	1027	495	482
0004 CHANNAHON PCT 004	937	490	414
0005 CHANNAHON PCT 005	882	451	389
0022 DU PAGE PCT 004	361	243	109
0023 DU PAGE PCT 005	835	504	299
0024 DU PAGE PCT 006	854	514	314
0026 DU PAGE PCT 008	887	635	231
0028 DU PAGE PCT 010	936	595	303
0029 DU PAGE PCT 011	896	650	225
0030 DU PAGE PCT 012	908	601	281
0031 DU PAGE PCT 013	993	690	259
0035 DU PAGE PCT 017	999	663	305
0036 DU PAGE PCT 018	908	611	270
0037 DU PAGE PCT 019	872	600	245
0038 DU PAGE PCT 020	808	604	189
0039 DU PAGE PCT 021	931	645	260
0040 DU PAGE PCT 022	923	588	302
0043 DU PAGE PCT 025	866	592	254
0044 DU PAGE PCT 026	739	517	202
0045 DU PAGE PCT 027	910	680	208
0046 DU PAGE PCT 028	829	605	197
0048 DU PAGE PCT 030	827	604	187
0050 DU PAGE PCT 032	954	566	359
0051 DU PAGE PCT 033	910	567	316
0054 DU PAGE PCT 036	565	354	193
0055 DU PAGE PCT 037	846	511	304
0106 JACKSON PCT 001	1058	578	455
0107 JACKSON PCT 002	1005	499	474
0110 JOLIET PCT 003	598	409	172
0111 JOLIET PCT 004	750	507	221
0112 JOLIET PCT 005	751	692	41
0113 JOLIET PCT 006	756	711	28
0114 JOLIET PCT 007	674	595	63
0117 JOLIET PCT 010	770	519	233
0118 JOLIET PCT 011	753	523	203
0119 JOLIET PCT 012	705	583	105
0120 JOLIET PCT 013	610	558	43
0121 JOLIET PCT 014	666	602	48
0122 JOLIET PCT 015	645	471	163
0123 JOLIET PCT 016	822	703	98
0124 JOLIET PCT 017	946	602	321
0125 JOLIET PCT 018	1067	650	397
0126 JOLIET PCT 019	797	524	252
0127 JOLIET PCT 020	850	612	208
0128 JOLIET PCT 021	990	659	305
0129 JOLIET PCT 022	851	661	170
0130 JOLIET PCT 023	779	616	127
0131 JOLIET PCT 024	653	506	123
0132 JOLIET PCT 025	798	551	221
0133 JOLIET PCT 026	711	533	165
0134 JOLIET PCT 027	375	297	67
0135 JOLIET PCT 028	733	684	25
0136 JOLIET PCT 029	710	568	130
0137 JOLIET PCT 030	716	458	236
0138 JOLIET PCT 031	729	497	207

VOTES PERCENT

VOTES PERCENT

STATE SENATOR 43RD LEGISLATIVE DISTRICT

Vote for not more than 1

02 = Pat McGuire (DEM)

03 = Sandy Johnson (REP)

46,888 69.92
 20,171 30.08

01 = BALLOTS CAST

69,191

(CONTINUED FROM PREVIOUS PAGE)

 01 02 03

0139 JOLIET PCT 032	752	711	24
0140 JOLIET PCT 033	617	401	196
0141 JOLIET PCT 034	852	762	68
0142 JOLIET PCT 035	896	708	149
0143 JOLIET PCT 036	827	719	91
0144 JOLIET PCT 037	810	618	171
0146 LOCKPORT PCT 002	981	636	319
0147 LOCKPORT PCT 003	877	598	246
0148 LOCKPORT PCT 004	751	465	260
0149 LOCKPORT PCT 005	886	443	403
0154 LOCKPORT PCT 010	913	495	376
0155 LOCKPORT PCT 011	899	513	351
0156 LOCKPORT PCT 012	904	467	389
0159 LOCKPORT PCT 015	710	494	192
0160 LOCKPORT PCT 016	973	559	385
0161 LOCKPORT PCT 017	1039	519	481
0162 LOCKPORT PCT 018	930	545	352
0163 LOCKPORT PCT 019	882	489	365
0165 LOCKPORT PCT 021	798	516	254
0166 LOCKPORT PCT 022	805	513	275
0167 LOCKPORT PCT 023	619	419	175
0168 LOCKPORT PCT 024	665	594	53
0250 TROY PCT 009	410	235	170
0252 TROY PCT 011	1211	612	568
0253 TROY PCT 012	983	649	313
0257 TROY PCT 016	1065	691	343
0259 TROY PCT 018	761	520	218
0260 TROY PCT 019	810	601	173
0264 TROY PCT 023	894	453	413

VOTES PERCENT

STATE SENATOR 49TH LEGISLATIVE DISTRICT

Vote for not more than 1

02 = Jennifer Bertino-Tarrant (DEM)

03 = Garrett M. Peck (REP)

04 = WRITE-IN

VOTES PERCENT

41,371 54.32
 34,705 45.56
 92 .12

01 = BALLOTS CAST

78,738

 01 02 03 04

	01	02	03	04
0027 DU PAGE PCT 009	738	407	306	1
0032 DU PAGE PCT 014	963	563	368	0
0033 DU PAGE PCT 015	844	547	277	1
0034 DU PAGE PCT 016	901	563	308	0
0041 DU PAGE PCT 023	875	579	270	2
0042 DU PAGE PCT 024	726	461	239	0
0047 DU PAGE PCT 029	906	591	286	0
0049 DU PAGE PCT 031	850	480	358	0
0052 DU PAGE PCT 034	848	320	499	0
0053 DU PAGE PCT 035	554	418	120	0
0054 DU PAGE PCT 036	428	236	172	1
0108 JOLIET PCT 001	861	652	186	2
0109 JOLIET PCT 002	722	447	249	1
0115 JOLIET PCT 008	759	521	216	0
0116 JOLIET PCT 009	764	601	142	1
0145 LOCKPORT PCT 001	1497	542	913	1
0150 LOCKPORT PCT 006	966	657	280	1
0151 LOCKPORT PCT 007	993	725	251	2
0152 LOCKPORT PCT 008	796	636	144	1
0153 LOCKPORT PCT 009	1326	683	605	3
0157 LOCKPORT PCT 013	1701	731	932	1
0158 LOCKPORT PCT 014	819	475	316	2
0164 LOCKPORT PCT 020	764	435	298	2
0203 PLAINFIELD PCT 001	936	411	486	0
0204 PLAINFIELD PCT 002	828	375	423	2
0205 PLAINFIELD PCT 003	864	342	489	3
0206 PLAINFIELD PCT 004	463	300	148	0
0207 PLAINFIELD PCT 005	839	492	312	1
0208 PLAINFIELD PCT 006	828	502	303	2
0209 PLAINFIELD PCT 007	903	589	269	1
0210 PLAINFIELD PCT 008	941	464	448	4
0211 PLAINFIELD PCT 009	1041	415	586	2
0212 PLAINFIELD PCT 010	874	370	477	1
0213 PLAINFIELD PCT 011	411	275	125	0
0214 PLAINFIELD PCT 012	774	535	212	0
0215 PLAINFIELD PCT 013	987	416	531	1
0216 PLAINFIELD PCT 014	901	389	482	0
0217 PLAINFIELD PCT 015	908	359	501	2
0218 PLAINFIELD PCT 016	985	451	504	2
0219 PLAINFIELD PCT 017	850	502	317	0
0220 PLAINFIELD PCT 018	871	544	304	0
0221 PLAINFIELD PCT 019	767	435	299	0
0222 PLAINFIELD PCT 020	836	426	379	0
0223 PLAINFIELD PCT 021	867	373	463	0
0224 PLAINFIELD PCT 022	753	326	399	0
0225 PLAINFIELD PCT 023	809	440	341	0
0226 PLAINFIELD PCT 024	899	464	403	1
0227 PLAINFIELD PCT 025	844	483	329	0
0228 PLAINFIELD PCT 026	695	467	206	1
0229 PLAINFIELD PCT 027	923	543	350	2
0230 PLAINFIELD PCT 028	851	429	390	1
0231 PLAINFIELD PCT 029	843	416	398	0
0232 PLAINFIELD PCT 030	879	441	409	0
0233 PLAINFIELD PCT 031	856	424	387	1

**For City of Aurora details
 refer to that section of this book.**

01 = BALLOTS CAST

VOTES PERCENT
 78,738

STATE SENATOR 49TH LEGISLATIVE DISTRICT

Vote for not more than 1

02 = Jennifer Bertino-Tarrant (DEM)

03 = Garrett M. Peck (REP)

04 = WRITE-IN

VOTES PERCENT
 41,371 54.32
 34,705 45.56
 92 .12


(CONTINUED FROM PREVIOUS PAGE)

	01	02	03	04
0234 PLAINFIELD PCT 032	786	462	303	3
0235 PLAINFIELD PCT 033	891	493	368	1
0236 PLAINFIELD PCT 034	644	384	228	1
0237 PLAINFIELD PCT 035	798	473	300	2
0238 PLAINFIELD PCT 036	794	416	351	2
0242 TROY PCT 001	859	549	286	0
0243 TROY PCT 002	850	502	316	0
0244 TROY PCT 003	858	478	348	1
0245 TROY PCT 004	864	509	321	1
0246 TROY PCT 005	822	460	335	2
0247 TROY PCT 006	586	379	191	1
0248 TROY PCT 007	969	523	413	0
0249 TROY PCT 008	899	496	379	1
0250 TROY PCT 009	525	304	211	0
0251 TROY PCT 010	1006	448	529	0
0254 TROY PCT 013	1126	546	548	5
0255 TROY PCT 014	1039	477	531	2
0256 TROY PCT 015	1078	499	561	0
0258 TROY PCT 017	1074	470	575	1
0261 TROY PCT 020	1061	515	506	0
0262 TROY PCT 021	848	382	440	1
0263 TROY PCT 022	504	188	301	0
0269 WHEATLAND PCT 001	1128	545	525	1
0279 WHEATLAND PCT 011	436	159	264	1
0281 WHEATLAND PCT 013	20	7	11	0
0284 WHEATLAND PCT 016	942	369	532	2
0287 WHEATLAND PCT 019	845	457	349	2
0289 WHEATLAND PCT 021	471	181	271	0
0290 WHEATLAND PCT 022	879	511	327	0
0291 WHEATLAND PCT 023	1072	526	490	1
0292 WHEATLAND PCT 024	900	319	552	1
0293 WHEATLAND PCT 025	1089	436	602	1
0294 WHEATLAND PCT 026	1237	392	803	6
0295 WHEATLAND PCT 027	822	514	285	0
0296 WHEATLAND PCT 028	1138	445	661	2
0297 WHEATLAND PCT 029	1156	477	638	2
0298 WHEATLAND PCT 030	1095	412	649	0



Nancy Schultz Voots

W I L L C O U N T Y C L E R K



REPRESENTATIVE SUMMARY

**(29th, 34th, 37th, 38th, 41st, 75th, 79th, 80th, 81st,
82nd, 84th, 85th, 86th, 97th & 98th DISTRICTS)**

ABSTRACT OF VOTES

29th Representative Dist
GENERAL ELECTION
NOVEMBER 6, 2012

OFFICIAL RESULTS

REPORT-EL86

PAGE 001

01 = BALLOTS CAST

VOTES PERCENT

9,578

REPRESENTATIVE IN THE GENERAL ASSEMBLY
29TH REPRESENTATIVE DISTRICT
Vote for not more than 1
02 = Thaddeus Jones (DEM)
03 = No Candidate (REP)

VOTES PERCENT

6,731 100.00
0

01 02 03

0006 CRETE PCT 001	375	285	0
0007 CRETE PCT 002	794	632	0
0008 CRETE PCT 003	753	517	0
0009 CRETE PCT 004	968	687	0
0010 CRETE PCT 005	961	769	0
0011 CRETE PCT 006	500	360	0
0013 CRETE PCT 008	957	676	0
0014 CRETE PCT 009	850	550	0
0015 CRETE PCT 010	681	430	0
0016 CRETE PCT 011	98	64	0
0175 MONEE PCT 003	876	568	0
0176 MONEE PCT 004	985	699	0
0180 MONEE PCT 008	780	494	0

ABSTRACT OF VOTES

34th Representative Dist
 GENERAL ELECTION
 NOVEMBER 6, 2012

OFFICIAL RESULTS

REPORT-EL86 PAGE 001

01 = BALLOTS CAST

VOTES PERCENT
 5,954

REPRESENTATIVE IN THE GENERAL ASSEMBLY
 34TH REPRESENTATIVE DISTRICT
 Vote for not more than 1
 02 = Elgie R. Sims, Jr. (DEM)
 03 = No Candidate (REP)
 04 = WRITE-IN

VOTES PERCENT
 3,478 91.96
 0
 304 8.04

 01 02 03 04

0011 CRETE PCT 006	493	295	0	28
0012 CRETE PCT 007	944	707	0	41
0016 CRETE PCT 011	693	364	0	37
0017 CRETE PCT 012	793	461	0	48
0265 WASHINGTON PCT 001	691	382	0	32
0266 WASHINGTON PCT 002	992	568	0	49
0267 WASHINGTON PCT 003	859	439	0	43
0299 WILL PCT 001	489	262	0	26

01 = BALLOTS CAST

VOTES PERCENT
 39,329

REPRESENTATIVE IN THE GENERAL ASSEMBLY
 37TH REPRESENTATIVE DISTRICT
 Vote for not more than 1
 02 = No Candidate (DEM)
 03 = Renee Kose1 (REP)

VOTES PERCENT
 0
 32,336 100.00

	01	02	03
0057 FRANKFORT PCT 001	978	0	830
0058 FRANKFORT PCT 002	996	0	817
0059 FRANKFORT PCT 003	943	0	752
0060 FRANKFORT PCT 004	888	0	715
0061 FRANKFORT PCT 005	912	0	751
0062 FRANKFORT PCT 006	878	0	706
0063 FRANKFORT PCT 007	912	0	741
0064 FRANKFORT PCT 008	908	0	718
0065 FRANKFORT PCT 009	957	0	728
0067 FRANKFORT PCT 011	867	0	732
0068 FRANKFORT PCT 012	961	0	823
0069 FRANKFORT PCT 013	844	0	690
0072 FRANKFORT PCT 016	959	0	778
0073 FRANKFORT PCT 017	973	0	831
0074 FRANKFORT PCT 018	975	0	853
0075 FRANKFORT PCT 019	887	0	701
0077 FRANKFORT PCT 021	914	0	763
0078 FRANKFORT PCT 022	973	0	785
0079 FRANKFORT PCT 023	574	0	492
0080 FRANKFORT PCT 024	423	0	343
0100 HOMER PCT 013	881	0	701
0101 HOMER PCT 014	1358	0	1047
0102 HOMER PCT 015	1195	0	961
0103 HOMER PCT 016	798	0	647
0105 HOMER PCT 018	1062	0	869
0181 NEW LENOX PCT 001	816	0	634
0182 NEW LENOX PCT 002	881	0	737
0183 NEW LENOX PCT 003	819	0	665
0184 NEW LENOX PCT 004	772	0	638
0185 NEW LENOX PCT 005	939	0	776
0186 NEW LENOX PCT 006	996	0	856
0187 NEW LENOX PCT 007	1131	0	946
0188 NEW LENOX PCT 008	1014	0	846
0189 NEW LENOX PCT 009	1016	0	848
0190 NEW LENOX PCT 010	977	0	803
0191 NEW LENOX PCT 011	998	0	808
0192 NEW LENOX PCT 012	964	0	808
0193 NEW LENOX PCT 013	942	0	788
0194 NEW LENOX PCT 014	1117	0	952
0195 NEW LENOX PCT 015	956	0	804
0196 NEW LENOX PCT 016	944	0	777
0197 NEW LENOX PCT 017	946	0	808
0199 NEW LENOX PCT 019	85	0	68

ABSTRACT OF VOTES

38th Representative Dist
 GENERAL ELECTION
 NOVEMBER 6, 2012

OFFICIAL RESULTS

REPORT-EL86 PAGE 001

01 = BALLOTS CAST

VOTES PERCENT

4,233

REPRESENTATIVE IN THE GENERAL ASSEMBLY
 38TH REPRESENTATIVE DISTRICT
 Vote for not more than 1
 02 = Al Riley (DEM)
 03 = No Candidate (REP)

VOTES PERCENT

3,096 100.00
 0

	01	02	03
0059 FRANKFORT PCT 003	2	2	0
0066 FRANKFORT PCT 010	941	688	0
0070 FRANKFORT PCT 014	923	656	0
0071 FRANKFORT PCT 015	907	674	0
0076 FRANKFORT PCT 020	976	697	0
0080 FRANKFORT PCT 024	484	379	0

01 = BALLOTS CAST

VOTES PERCENT
 16,294

REPRESENTATIVE IN THE GENERAL ASSEMBLY
 41ST REPRESENTATIVE DISTRICT
 Vote for not more than 1
 02 = No Candidate (DEM)
 03 = Darlene Senger (REP)

VOTES PERCENT
 0
 12,504 100.00

 01 02 03

0019 DU PAGE PCT 001	1153	0	831
0020 DU PAGE PCT 002	1058	0	827
0025 DU PAGE PCT 007	713	0	560
0273 WHEATLAND PCT 005	1123	0	871
0274 WHEATLAND PCT 006	945	0	735
0275 WHEATLAND PCT 007	1033	0	798
0276 WHEATLAND PCT 008	977	0	750
0277 WHEATLAND PCT 009	1197	0	911
0278 WHEATLAND PCT 010	1027	0	812
0280 WHEATLAND PCT 012	474	0	356
0281 WHEATLAND PCT 013	851	0	640
0282 WHEATLAND PCT 014	1124	0	888
0283 WHEATLAND PCT 015	921	0	664
0284 WHEATLAND PCT 016	136	0	103
0285 WHEATLAND PCT 017	1136	0	841
0286 WHEATLAND PCT 018	1113	0	882
0288 WHEATLAND PCT 020	933	0	744
0289 WHEATLAND PCT 021	380	0	291

ABSTRACT OF VOTES

75th Representative Dist
 GENERAL ELECTION
 NOVEMBER 6, 2012

OFFICIAL RESULTS

REPORT-EL86 PAGE 001

01 = BALLOTS CAST

VOTES PERCENT

9,066

REPRESENTATIVE IN THE GENERAL ASSEMBLY
 75TH REPRESENTATIVE DISTRICT

Vote for not more than 1

02 = Jeremy J. Ly (DEM)

03 = Pam Roth (REP)

VOTES PERCENT

3,340 38.55

5,325 61.45

 01 02 03

0001 CHANNAHON PCT 001	965	328	595
0002 CHANNAHON PCT 002	1127	401	669
0005 CHANNAHON PCT 005	53	18	33
0018 CUSTER PCT 001	718	262	435
0056 FLORENCE PCT 001	69	24	39
0239 REED PCT 001	867	345	495
0240 REED PCT 002	874	333	514
0241 REED PCT 003	888	343	512
0268 WESLEY PCT 001	949	334	563
0300 WILMINGTON PCT 001	815	330	439
0301 WILMINGTON PCT 002	837	313	477
0302 WILMINGTON PCT 003	904	309	554

ABSTRACT OF VOTES

79th Representative Dist
GENERAL ELECTION
NOVEMBER 6, 2012

OFFICIAL RESULTS

REPORT-EL86 PAGE 001

01 = BALLOTS CAST

VOTES PERCENT

2,444

REPRESENTATIVE IN THE GENERAL ASSEMBLY
79TH REPRESENTATIVE DISTRICT

Vote for not more than 1

02 = Katherine "Kate" Cloonen (DEM)

03 = Glenn Nixon (REP)

VOTES PERCENT

686 28.98

1,681 71.02

	01	02	03
0201 PEOTONE PCT 001	853	266	563
0202 PEOTONE PCT 002	1012	287	690
0265 WASHINGTON PCT 001	221	58	153
0299 WILL PCT 001	307	59	240
0303 WILTON PCT 001	51	16	35

VOTES PERCENT

VOTES PERCENT

01 = BALLOTS CAST

20,159

REPRESENTATIVE IN THE GENERAL ASSEMBLY
 80TH REPRESENTATIVE DISTRICT
 Vote for not more than 1
 02 = Anthony DeLuca (DEM)
 03 = No Candidate (REP)

14,176 100.00
 0

 01 02 03

	01	02	03
0006 CRETE PCT 001	549	472	0
0056 FLORENCE PCT 001	353	251	0
0073 FRANKFORT PCT 017	239	141	0
0079 FRANKFORT PCT 023	407	257	0
0081 FRANKFORT PCT 025	950	571	0
0082 FRANKFORT PCT 026	1023	585	0
0083 FRANKFORT PCT 027	841	522	0
0084 FRANKFORT PCT 028	1017	679	0
0085 FRANKFORT PCT 029	1102	711	0
0086 GREEN GARDEN PCT 001	924	526	0
0087 GREEN GARDEN PCT 002	940	561	0
0169 MANHATTAN PCT 001	969	672	0
0170 MANHATTAN PCT 002	1025	729	0
0171 MANHATTAN PCT 003	1211	767	0
0172 MANHATTAN PCT 004	961	663	0
0173 MONEE PCT 001	744	621	0
0174 MONEE PCT 002	939	843	0
0177 MONEE PCT 005	851	814	0
0178 MONEE PCT 006	637	610	0
0179 MONEE PCT 007	909	857	0
0196 NEW LENOX PCT 016	7	5	0
0197 NEW LENOX PCT 017	60	44	0
0198 NEW LENOX PCT 018	871	587	0
0199 NEW LENOX PCT 019	897	593	0
0200 NEW LENOX PCT 020	1123	719	0
0201 PEOTONE PCT 001	187	114	0
0303 WILTON PCT 001	423	262	0

01 = BALLOTS CAST

VOTES PERCENT

1,929

REPRESENTATIVE IN THE GENERAL ASSEMBLY
81ST REPRESENTATIVE DISTRICT

Vote for not more than 1

02 = No Candidate (DEM)

03 = Ron Sandack (REP)

VOTES PERCENT

0

1,395 100.00

01	02	03

1144	0	828
492	0	360
293	0	207

0021 DU PAGE PCT 003
0022 DU PAGE PCT 004
0025 DU PAGE PCT 007

01 = BALLOTS CAST

VOTES PERCENT
 12,398

REPRESENTATIVE IN THE GENERAL ASSEMBLY
 82ND REPRESENTATIVE DISTRICT
 Vote for not more than 1
 02 = No Candidate (DEM)
 03 = Jim Durkin (REP)

VOTES PERCENT
 0
 9,963 100.00

	01	02	03
0088 HOMER PCT 001	853	0	662
0089 HOMER PCT 002	1111	0	906
0090 HOMER PCT 003	923	0	749
0091 HOMER PCT 004	1097	0	906
0092 HOMER PCT 005	839	0	670
0093 HOMER PCT 006	934	0	773
0094 HOMER PCT 007	948	0	744
0095 HOMER PCT 008	854	0	690
0096 HOMER PCT 009	784	0	608
0097 HOMER PCT 010	949	0	719
0098 HOMER PCT 011	959	0	740
0099 HOMER PCT 012	1098	0	900
0104 HOMER PCT 017	1049	0	896

01 = BALLOTS CAST

VOTES PERCENT

3,953

REPRESENTATIVE IN THE GENERAL ASSEMBLY
 84TH REPRESENTATIVE DISTRICT

Vote for not more than 1

02 = Stephanie A. Kifowit (DEM)

03 = Patricia "Pat" Fee (REP)

VOTES PERCENT

1,669 43.78

2,143 56.22

	01	02	03
0269 WHEATLAND PCT 001	19	3	16
0270 WHEATLAND PCT 002	869	328	513
0271 WHEATLAND PCT 003	958	285	645
0272 WHEATLAND PCT 004	1154	647	450
0279 WHEATLAND PCT 011	453	180	260
0280 WHEATLAND PCT 012	500	226	259

**For City of Aurora details
 refer to that section of this book.**

01 = BALLOTS CAST

VOTES PERCENT
 30,965

REPRESENTATIVE IN THE GENERAL ASSEMBLY
 85TH REPRESENTATIVE DISTRICT
 Vote for not more than 1
 02 = Emily McAsey (DEM)
 03 = No Candidate (REP)

VOTES PERCENT
 25,577 100.00
 0

 01 02 03

	01	02	03
0022 DU PAGE PCT 004	361	301	0
0023 DU PAGE PCT 005	835	648	0
0024 DU PAGE PCT 006	854	680	0
0026 DU PAGE PCT 008	887	736	0
0028 DU PAGE PCT 010	936	759	0
0029 DU PAGE PCT 011	896	764	0
0030 DU PAGE PCT 012	908	759	0
0031 DU PAGE PCT 013	993	847	0
0035 DU PAGE PCT 017	999	834	0
0036 DU PAGE PCT 018	908	757	0
0037 DU PAGE PCT 019	872	730	0
0038 DU PAGE PCT 020	808	720	0
0039 DU PAGE PCT 021	931	790	0
0040 DU PAGE PCT 022	923	759	0
0043 DU PAGE PCT 025	866	728	0
0044 DU PAGE PCT 026	739	610	0
0045 DU PAGE PCT 027	910	799	0
0046 DU PAGE PCT 028	829	712	0
0048 DU PAGE PCT 030	827	715	0
0050 DU PAGE PCT 032	954	812	0
0051 DU PAGE PCT 033	910	734	0
0054 DU PAGE PCT 036	565	464	0
0055 DU PAGE PCT 037	846	706	0
0146 LOCKPORT PCT 002	981	813	0
0147 LOCKPORT PCT 003	877	738	0
0148 LOCKPORT PCT 004	751	611	0
0149 LOCKPORT PCT 005	886	665	0
0154 LOCKPORT PCT 010	913	732	0
0155 LOCKPORT PCT 011	899	705	0
0156 LOCKPORT PCT 012	904	693	0
0159 LOCKPORT PCT 015	710	605	0
0160 LOCKPORT PCT 016	973	792	0
0161 LOCKPORT PCT 017	1039	789	0
0162 LOCKPORT PCT 018	930	754	0
0163 LOCKPORT PCT 019	848	674	0
0167 LOCKPORT PCT 023	32	26	0
0168 LOCKPORT PCT 024	665	616	0

01 = BALLOTS CAST

VOTES PERCENT

38,226

VOTES PERCENT

REPRESENTATIVE IN THE GENERAL ASSEMBLY
86TH REPRESENTATIVE DISTRICT

Vote for not more than 1

02 = Lawrence "Larry" Walsh, Jr. (DEM)

26,444 71.47

03 = Ryan Martin Alm (REP)

10,555 28.53

	01	02	03
0003 CHANNAHON PCT 003	1027	493	485
0004 CHANNAHON PCT 004	937	480	427
0005 CHANNAHON PCT 005	882	431	403
0106 JACKSON PCT 001	1058	605	433
0107 JACKSON PCT 002	1005	532	447
0110 JOLIET PCT 003	598	409	171
0111 JOLIET PCT 004	750	498	231
0112 JOLIET PCT 005	751	687	38
0113 JOLIET PCT 006	756	704	28
0114 JOLIET PCT 007	674	585	68
0117 JOLIET PCT 010	770	514	232
0118 JOLIET PCT 011	753	506	223
0119 JOLIET PCT 012	705	561	121
0120 JOLIET PCT 013	610	547	52
0121 JOLIET PCT 014	666	600	46
0122 JOLIET PCT 015	645	477	154
0123 JOLIET PCT 016	822	689	108
0124 JOLIET PCT 017	946	585	333
0125 JOLIET PCT 018	1067	604	435
0126 JOLIET PCT 019	797	503	277
0127 JOLIET PCT 020	850	607	212
0128 JOLIET PCT 021	990	622	339
0129 JOLIET PCT 022	851	627	197
0130 JOLIET PCT 023	779	610	131
0131 JOLIET PCT 024	653	508	114
0132 JOLIET PCT 025	798	524	251
0133 JOLIET PCT 026	711	540	156
0134 JOLIET PCT 027	375	291	74
0135 JOLIET PCT 028	733	665	32
0136 JOLIET PCT 029	710	557	137
0137 JOLIET PCT 030	716	478	218
0138 JOLIET PCT 031	729	502	204
0139 JOLIET PCT 032	752	701	31
0140 JOLIET PCT 033	617	403	192
0141 JOLIET PCT 034	852	765	64
0142 JOLIET PCT 035	896	697	158
0143 JOLIET PCT 036	827	704	96
0144 JOLIET PCT 037	810	614	174
0163 LOCKPORT PCT 019	34	24	8
0165 LOCKPORT PCT 021	798	519	250
0166 LOCKPORT PCT 022	805	508	276
0167 LOCKPORT PCT 023	587	391	175
0250 TROY PCT 009	410	236	166
0252 TROY PCT 011	1211	546	627
0253 TROY PCT 012	983	599	360
0257 TROY PCT 016	1065	661	364
0259 TROY PCT 018	761	505	231
0260 TROY PCT 019	810	583	187
0264 TROY PCT 023	894	447	419

VOTES PERCENT

VOTES PERCENT

01 = BALLOTS CAST

36,377

REPRESENTATIVE IN THE GENERAL ASSEMBLY
 97TH REPRESENTATIVE DISTRICT
 Vote for not more than 1
 02 = No Candidate (DEM)
 03 = Tom Cross (REP)

0
 29,523 100.00

 01 02 03

0203 PLAINFIELD PCT 001	936	0	753
0204 PLAINFIELD PCT 002	828	0	666
0205 PLAINFIELD PCT 003	864	0	723
0210 PLAINFIELD PCT 008	941	0	745
0211 PLAINFIELD PCT 009	1041	0	875
0212 PLAINFIELD PCT 010	874	0	739
0215 PLAINFIELD PCT 013	987	0	808
0216 PLAINFIELD PCT 014	901	0	764
0217 PLAINFIELD PCT 015	908	0	750
0218 PLAINFIELD PCT 016	985	0	841
0221 PLAINFIELD PCT 019	767	0	560
0222 PLAINFIELD PCT 020	836	0	678
0223 PLAINFIELD PCT 021	867	0	714
0224 PLAINFIELD PCT 022	753	0	615
0227 PLAINFIELD PCT 025	844	0	651
0228 PLAINFIELD PCT 026	245	0	192
0229 PLAINFIELD PCT 027	549	0	442
0242 TROY PCT 001	718	0	508
0243 TROY PCT 002	75	0	65
0244 TROY PCT 003	527	0	437
0248 TROY PCT 007	969	0	750
0249 TROY PCT 008	899	0	711
0251 TROY PCT 010	1006	0	849
0254 TROY PCT 013	1126	0	908
0255 TROY PCT 014	1039	0	889
0256 TROY PCT 015	1078	0	913
0258 TROY PCT 017	1074	0	926
0261 TROY PCT 020	1061	0	858
0262 TROY PCT 021	848	0	697
0263 TROY PCT 022	504	0	422
0269 WHEATLAND PCT 001	1128	0	858
0279 WHEATLAND PCT 011	436	0	362
0281 WHEATLAND PCT 013	20	0	15
0284 WHEATLAND PCT 016	942	0	767
0289 WHEATLAND PCT 021	471	0	362
0290 WHEATLAND PCT 022	1	0	1
0291 WHEATLAND PCT 023	1072	0	825
0292 WHEATLAND PCT 024	900	0	703
0293 WHEATLAND PCT 025	1089	0	879
0294 WHEATLAND PCT 026	1233	0	1061
0295 WHEATLAND PCT 027	646	0	395
0296 WHEATLAND PCT 028	1138	0	938
0297 WHEATLAND PCT 029	1156	0	970
0298 WHEATLAND PCT 030	1095	0	938

**For City of Aurora details
 refer to that section of this book.**

01 = BALLOTS CAST

VOTES PERCENT
 42,361

REPRESENTATIVE IN THE GENERAL ASSEMBLY
 98TH REPRESENTATIVE DISTRICT

VOTES PERCENT

Vote for not more than 1

02 = Natalie A. Manley (DEM)

25,242 61.50

03 = Robert "Bob" Kalnicky (REP)

15,799 38.50

 01 02 03

0027 DU PAGE PCT 009	738	412	302
0032 DU PAGE PCT 014	963	583	351
0033 DU PAGE PCT 015	844	558	263
0034 DU PAGE PCT 016	901	559	312
0041 DU PAGE PCT 023	875	594	264
0042 DU PAGE PCT 024	726	503	200
0047 DU PAGE PCT 029	906	598	290
0049 DU PAGE PCT 031	850	450	389
0052 DU PAGE PCT 034	848	344	475
0053 DU PAGE PCT 035	554	405	127
0054 DU PAGE PCT 036	428	257	162
0108 JOLIET PCT 001	861	657	181
0109 JOLIET PCT 002	722	431	258
0115 JOLIET PCT 008	759	500	237
0116 JOLIET PCT 009	764	599	147
0145 LOCKPORT PCT 001	1497	605	842
0150 LOCKPORT PCT 006	966	663	279
0151 LOCKPORT PCT 007	993	764	217
0152 LOCKPORT PCT 008	796	628	148
0153 LOCKPORT PCT 009	1326	705	580
0157 LOCKPORT PCT 013	1701	798	868
0158 LOCKPORT PCT 014	819	477	316
0164 LOCKPORT PCT 020	764	433	306
0206 PLAINFIELD PCT 004	463	296	155
0207 PLAINFIELD PCT 005	839	516	298
0208 PLAINFIELD PCT 006	828	522	285
0209 PLAINFIELD PCT 007	903	603	264
0213 PLAINFIELD PCT 011	411	279	121
0214 PLAINFIELD PCT 012	774	529	228
0219 PLAINFIELD PCT 017	850	492	321
0220 PLAINFIELD PCT 018	871	549	304
0225 PLAINFIELD PCT 023	809	441	333
0226 PLAINFIELD PCT 024	899	476	386
0228 PLAINFIELD PCT 026	450	333	104
0229 PLAINFIELD PCT 027	374	228	139
0230 PLAINFIELD PCT 028	851	473	345
0231 PLAINFIELD PCT 029	843	443	374
0232 PLAINFIELD PCT 030	879	450	393
0233 PLAINFIELD PCT 031	856	466	357
0234 PLAINFIELD PCT 032	786	438	327
0235 PLAINFIELD PCT 033	891	503	361
0236 PLAINFIELD PCT 034	644	373	243
0237 PLAINFIELD PCT 035	798	498	271
0238 PLAINFIELD PCT 036	794	431	329
0242 TROY PCT 001	141	85	54
0243 TROY PCT 002	775	457	290
0244 TROY PCT 003	331	219	97
0245 TROY PCT 004	864	484	338
0246 TROY PCT 005	822	443	354
0247 TROY PCT 006	586	371	193
0250 TROY PCT 009	525	272	241
0287 WHEATLAND PCT 019	845	466	346
0290 WHEATLAND PCT 022	878	513	328
0294 WHEATLAND PCT 026	4	4	0

ABSTRACT OF VOTES

98th Representative Dist
GENERAL ELECTION
NOVEMBER 6, 2012

OFFICIAL RESULTS

REPORT-EL86 PAGE 002

01 = BALLOTS CAST

VOTES PERCENT
42,361

REPRESENTATIVE IN THE GENERAL ASSEMBLY
98TH REPRESENTATIVE DISTRICT
Vote for not more than 1
02 = Natalie A. Manley (DEM)
03 = Robert "Bob" Kalnicky (REP)

VOTES PERCENT
25,242 61.50
15,799 38.50

(CONTINUED FROM PREVIOUS PAGE)

0295 WHEATLAND PCT 027

01	02	03
176	66	106



Nancy Schultz Voots

W I L L C O U N T Y C L E R K



COUNTY OFFICES SUMMARY

**CIRCUIT CLERK
RECORDER OF DEEDS
STATE'S ATTORNEY
COUNTY AUDITOR
CORONER
CHIEF EXECUTIVE OFFICER**

VOTES PERCENT

CIRCUIT CLERK

Vote for not more than 1

01 = Pamela J. "Pam" McGuire (DEM)

02 = Marlene Carlson (REP)

151,580 58.29
 108,454 41.71

	01	02
0001 CHANNAHON PCT 001	473	449
0002 CHANNAHON PCT 002	594	493
0003 CHANNAHON PCT 003	507	460
0004 CHANNAHON PCT 004	527	369
0005 CHANNAHON PCT 005	510	381
0006 CRETE PCT 001	670	231
0007 CRETE PCT 002	526	237
0008 CRETE PCT 003	438	282
0009 CRETE PCT 004	591	350
0010 CRETE PCT 005	717	213
0011 CRETE PCT 006	521	434
0012 CRETE PCT 007	644	277
0013 CRETE PCT 008	559	367
0014 CRETE PCT 009	397	424
0015 CRETE PCT 010	316	330
0016 CRETE PCT 011	296	462
0017 CRETE PCT 012	385	381
0018 CUSTER PCT 001	358	335
0019 DU PAGE PCT 001	558	527
0020 DU PAGE PCT 002	423	556
0021 DU PAGE PCT 003	449	596
0022 DU PAGE PCT 004	453	348
0023 DU PAGE PCT 005	497	295
0024 DU PAGE PCT 006	514	301
0025 DU PAGE PCT 007	399	532
0026 DU PAGE PCT 008	640	210
0027 DU PAGE PCT 009	438	271
0028 DU PAGE PCT 010	613	278
0029 DU PAGE PCT 011	643	217
0030 DU PAGE PCT 012	606	258
0031 DU PAGE PCT 013	691	238
0032 DU PAGE PCT 014	599	319
0033 DU PAGE PCT 015	583	238
0034 DU PAGE PCT 016	599	262
0035 DU PAGE PCT 017	666	289
0036 DU PAGE PCT 018	619	253
0037 DU PAGE PCT 019	609	217
0038 DU PAGE PCT 020	614	169
0039 DU PAGE PCT 021	644	252
0040 DU PAGE PCT 022	598	283
0041 DU PAGE PCT 023	608	233
0042 DU PAGE PCT 024	497	204
0043 DU PAGE PCT 025	593	235
0044 DU PAGE PCT 026	519	194
0045 DU PAGE PCT 027	672	200
0046 DU PAGE PCT 028	610	185
0047 DU PAGE PCT 029	603	264
0048 DU PAGE PCT 030	606	173
0049 DU PAGE PCT 031	495	331
0050 DU PAGE PCT 032	596	314
0051 DU PAGE PCT 033	552	307
0052 DU PAGE PCT 034	382	429
0053 DU PAGE PCT 035	429	100
0054 DU PAGE PCT 036	632	328
0055 DU PAGE PCT 037	542	271

**For City of Aurora details
 refer to that section of this book.**

VOTES PERCENT

CIRCUIT CLERK

Vote for not more than 1

01 = Pamela J. "Pam" McGuire (DEM) 151,580 58.29
 02 = Marlene Carlson (REP) 108,454 41.71

(CONTINUED FROM PREVIOUS PAGE)

	01	02
0056 FLORENCE PCT 001	225	173
0057 FRANKFORT PCT 001	420	508
0058 FRANKFORT PCT 002	402	534
0059 FRANKFORT PCT 003	427	457
0060 FRANKFORT PCT 004	412	412
0061 FRANKFORT PCT 005	402	459
0062 FRANKFORT PCT 006	358	458
0063 FRANKFORT PCT 007	399	443
0064 FRANKFORT PCT 008	417	437
0065 FRANKFORT PCT 009	458	433
0066 FRANKFORT PCT 010	470	424
0067 FRANKFORT PCT 011	372	438
0068 FRANKFORT PCT 012	425	458
0069 FRANKFORT PCT 013	380	408
0070 FRANKFORT PCT 014	458	395
0071 FRANKFORT PCT 015	497	349
0072 FRANKFORT PCT 016	450	472
0073 FRANKFORT PCT 017	403	730
0074 FRANKFORT PCT 018	318	596
0075 FRANKFORT PCT 019	433	395
0076 FRANKFORT PCT 020	472	441
0077 FRANKFORT PCT 021	376	484
0078 FRANKFORT PCT 022	380	525
0079 FRANKFORT PCT 023	326	581
0080 FRANKFORT PCT 024	509	358
0081 FRANKFORT PCT 025	379	520
0082 FRANKFORT PCT 026	328	637
0083 FRANKFORT PCT 027	287	496
0084 FRANKFORT PCT 028	455	518
0085 FRANKFORT PCT 029	368	695
0086 GREEN GARDEN PCT 001	301	587
0087 GREEN GARDEN PCT 002	345	559
0088 HOMER PCT 001	372	426
0089 HOMER PCT 002	421	621
0090 HOMER PCT 003	380	486
0091 HOMER PCT 004	368	670
0092 HOMER PCT 005	341	436
0093 HOMER PCT 006	377	519
0094 HOMER PCT 007	414	464
0095 HOMER PCT 008	339	455
0096 HOMER PCT 009	368	370
0097 HOMER PCT 010	411	460
0098 HOMER PCT 011	436	457
0099 HOMER PCT 012	375	650
0100 HOMER PCT 013	379	435
0101 HOMER PCT 014	585	680
0102 HOMER PCT 015	560	563
0103 HOMER PCT 016	325	436
0104 HOMER PCT 017	321	688
0105 HOMER PCT 018	506	494
0106 JACKSON PCT 001	609	419
0107 JACKSON PCT 002	542	428
0108 JOLIET PCT 001	700	134
0109 JOLIET PCT 002	493	194
0110 JOLIET PCT 003	414	165

VOTES PERCENT

CIRCUIT CLERK

Vote for not more than 1

01 = Pamela J. "Pam" McGuire (DEM)

151,580 58.29

02 = Marlene Carlson (REP)

108,454 41.71

(CONTINUED FROM PREVIOUS PAGE)

	01	02
0111 JOLIET PCT 004	538	191
0112 JOLIET PCT 005	682	40
0113 JOLIET PCT 006	704	27
0114 JOLIET PCT 007	583	68
0115 JOLIET PCT 008	553	191
0116 JOLIET PCT 009	620	122
0117 JOLIET PCT 010	541	202
0118 JOLIET PCT 011	516	200
0119 JOLIET PCT 012	586	103
0120 JOLIET PCT 013	554	38
0121 JOLIET PCT 014	605	40
0122 JOLIET PCT 015	473	146
0123 JOLIET PCT 016	704	86
0124 JOLIET PCT 017	632	281
0125 JOLIET PCT 018	674	363
0126 JOLIET PCT 019	547	228
0127 JOLIET PCT 020	602	209
0128 JOLIET PCT 021	651	289
0129 JOLIET PCT 022	660	160
0130 JOLIET PCT 023	620	114
0131 JOLIET PCT 024	516	110
0132 JOLIET PCT 025	560	206
0133 JOLIET PCT 026	538	148
0134 JOLIET PCT 027	293	68
0135 JOLIET PCT 028	683	14
0136 JOLIET PCT 029	575	118
0137 JOLIET PCT 030	479	206
0138 JOLIET PCT 031	509	191
0139 JOLIET PCT 032	704	31
0140 JOLIET PCT 033	427	165
0141 JOLIET PCT 034	757	70
0142 JOLIET PCT 035	700	137
0143 JOLIET PCT 036	706	85
0144 JOLIET PCT 037	626	158
0145 LOCKPORT PCT 001	665	781
0146 LOCKPORT PCT 002	647	297
0147 LOCKPORT PCT 003	600	234
0148 LOCKPORT PCT 004	483	230
0149 LOCKPORT PCT 005	435	387
0150 LOCKPORT PCT 006	687	250
0151 LOCKPORT PCT 007	751	218
0152 LOCKPORT PCT 008	653	125
0153 LOCKPORT PCT 009	774	515
0154 LOCKPORT PCT 010	503	353
0155 LOCKPORT PCT 011	529	323
0156 LOCKPORT PCT 012	489	365
0157 LOCKPORT PCT 013	850	813
0158 LOCKPORT PCT 014	514	268
0159 LOCKPORT PCT 015	487	197
0160 LOCKPORT PCT 016	576	354
0161 LOCKPORT PCT 017	570	419
0162 LOCKPORT PCT 018	566	309
0163 LOCKPORT PCT 019	493	341
0164 LOCKPORT PCT 020	483	256
0165 LOCKPORT PCT 021	538	219

VOTES PERCENT

CIRCUIT CLERK

Vote for not more than 1

01 = Pamela J. "Pam" McGuire (DEM)

151,580 58.29

02 = Marlene Carlson (REP)

108,454 41.71

(CONTINUED FROM PREVIOUS PAGE)

	01	02
0166 LOCKPORT PCT 022	536	250
0167 LOCKPORT PCT 023	436	158
0168 LOCKPORT PCT 024	605	39
0169 MANHATTAN PCT 001	526	385
0170 MANHATTAN PCT 002	549	420
0171 MANHATTAN PCT 003	565	582
0172 MANHATTAN PCT 004	475	426
0173 MONEE PCT 001	530	194
0174 MONEE PCT 002	796	108
0175 MONEE PCT 003	443	391
0176 MONEE PCT 004	526	431
0177 MONEE PCT 005	813	15
0178 MONEE PCT 006	609	19
0179 MONEE PCT 007	852	30
0180 MONEE PCT 008	372	367
0181 NEW LENOX PCT 001	432	334
0182 NEW LENOX PCT 002	395	446
0183 NEW LENOX PCT 003	359	404
0184 NEW LENOX PCT 004	354	383
0185 NEW LENOX PCT 005	431	460
0186 NEW LENOX PCT 006	411	531
0187 NEW LENOX PCT 007	393	680
0188 NEW LENOX PCT 008	379	588
0189 NEW LENOX PCT 009	490	470
0190 NEW LENOX PCT 010	431	477
0191 NEW LENOX PCT 011	488	448
0192 NEW LENOX PCT 012	458	449
0193 NEW LENOX PCT 013	437	468
0194 NEW LENOX PCT 014	530	539
0195 NEW LENOX PCT 015	384	509
0196 NEW LENOX PCT 016	452	443
0197 NEW LENOX PCT 017	476	476
0198 NEW LENOX PCT 018	413	394
0199 NEW LENOX PCT 019	433	467
0200 NEW LENOX PCT 020	474	587
0201 PEOTONE PCT 001	431	564
0202 PEOTONE PCT 002	398	570
0203 PLAINFIELD PCT 001	439	437
0204 PLAINFIELD PCT 002	413	364
0205 PLAINFIELD PCT 003	382	433
0206 PLAINFIELD PCT 004	308	129
0207 PLAINFIELD PCT 005	523	283
0208 PLAINFIELD PCT 006	544	250
0209 PLAINFIELD PCT 007	619	231
0210 PLAINFIELD PCT 008	543	354
0211 PLAINFIELD PCT 009	466	505
0212 PLAINFIELD PCT 010	451	368
0213 PLAINFIELD PCT 011	290	105
0214 PLAINFIELD PCT 012	562	193
0215 PLAINFIELD PCT 013	472	468
0216 PLAINFIELD PCT 014	449	402
0217 PLAINFIELD PCT 015	437	414
0218 PLAINFIELD PCT 016	539	399
0219 PLAINFIELD PCT 017	529	274
0220 PLAINFIELD PCT 018	586	261

VOTES PERCENT

CIRCUIT CLERK

Vote for not more than 1

01 = Pamela J. "Pam" McGuire (DEM)	151,580	58.29
02 = Marlene Carlson (REP)	108,454	41.71

(CONTINUED FROM PREVIOUS PAGE)

	01	02
0221 PLAINFIELD PCT 019	471	259
0222 PLAINFIELD PCT 020	493	307
0223 PLAINFIELD PCT 021	449	379
0224 PLAINFIELD PCT 022	393	329
0225 PLAINFIELD PCT 023	500	279
0226 PLAINFIELD PCT 024	536	329
0227 PLAINFIELD PCT 025	520	287
0228 PLAINFIELD PCT 026	496	178
0229 PLAINFIELD PCT 027	591	299
0230 PLAINFIELD PCT 028	487	324
0231 PLAINFIELD PCT 029	453	357
0232 PLAINFIELD PCT 030	483	360
0233 PLAINFIELD PCT 031	493	319
0234 PLAINFIELD PCT 032	504	252
0235 PLAINFIELD PCT 033	561	303
0236 PLAINFIELD PCT 034	400	215
0237 PLAINFIELD PCT 035	509	260
0238 PLAINFIELD PCT 036	487	282
0239 REED PCT 001	501	335
0240 REED PCT 002	473	371
0241 REED PCT 003	515	344
0242 TROY PCT 001	593	232
0243 TROY PCT 002	564	256
0244 TROY PCT 003	522	306
0245 TROY PCT 004	569	263
0246 TROY PCT 005	515	289
0247 TROY PCT 006	422	149
0248 TROY PCT 007	582	348
0249 TROY PCT 008	568	299
0250 TROY PCT 009	568	347
0251 TROY PCT 010	561	409
0252 TROY PCT 011	624	528
0253 TROY PCT 012	641	303
0254 TROY PCT 013	618	456
0255 TROY PCT 014	565	421
0256 TROY PCT 015	586	469
0257 TROY PCT 016	707	309
0258 TROY PCT 017	533	499
0259 TROY PCT 018	531	196
0260 TROY PCT 019	608	165
0261 TROY PCT 020	592	418
0262 TROY PCT 021	428	389
0263 TROY PCT 022	230	254
0264 TROY PCT 023	466	385
0265 WASHINGTON PCT 001	347	502
0266 WASHINGTON PCT 002	401	535
0267 WASHINGTON PCT 003	313	485
0268 WESLEY PCT 001	489	410
0269 WHEATLAND PCT 001	583	494
0270 WHEATLAND PCT 002	355	467
0271 WHEATLAND PCT 003	332	576
0272 WHEATLAND PCT 004	665	414
0273 WHEATLAND PCT 005	423	629
0274 WHEATLAND PCT 006	401	488
0275 WHEATLAND PCT 007	411	569

VOTES PERCENT

CIRCUIT CLERK

Vote for not more than 1

01 = Pamela J. "Pam" McGuire (DEM)	151,580	58.29
02 = Marlene Carlson (REP)	108,454	41.71

(CONTINUED FROM PREVIOUS PAGE)

 01 02

0276 WHEATLAND PCT 008	404	499
0277 WHEATLAND PCT 009	570	555
0278 WHEATLAND PCT 010	391	574
0279 WHEATLAND PCT 011	364	481
0280 WHEATLAND PCT 012	438	474
0281 WHEATLAND PCT 013	368	439
0282 WHEATLAND PCT 014	455	597
0283 WHEATLAND PCT 015	431	439
0284 WHEATLAND PCT 016	466	545
0285 WHEATLAND PCT 017	522	549
0286 WHEATLAND PCT 018	478	576
0287 WHEATLAND PCT 019	490	310
0288 WHEATLAND PCT 020	325	562
0289 WHEATLAND PCT 021	377	425
0290 WHEATLAND PCT 022	551	283
0291 WHEATLAND PCT 023	571	429
0292 WHEATLAND PCT 024	348	503
0293 WHEATLAND PCT 025	469	549
0294 WHEATLAND PCT 026	449	722
0295 WHEATLAND PCT 027	532	259
0296 WHEATLAND PCT 028	491	581
0297 WHEATLAND PCT 029	535	541
0298 WHEATLAND PCT 030	482	559
0299 WILL PCT 001	261	485
0300 WILMINGTON PCT 001	482	296
0301 WILMINGTON PCT 002	454	342
0302 WILMINGTON PCT 003	482	387
0303 WILTON PCT 001	213	253

VOTES PERCENT

RECORDER OF DEEDS

Vote for not more than 1

- 01 = Karen A. Stuke1 (DEM)
- 02 = Laurie McPhillips (REP)

136,686 52.77
 122,322 47.23

	01	02
0001 CHANNAHON PCT 001	394	526
0002 CHANNAHON PCT 002	477	602
0003 CHANNAHON PCT 003	448	525
0004 CHANNAHON PCT 004	458	446
0005 CHANNAHON PCT 005	441	451
0006 CRETE PCT 001	664	225
0007 CRETE PCT 002	511	246
0008 CRETE PCT 003	389	311
0009 CRETE PCT 004	568	361
0010 CRETE PCT 005	656	263
0011 CRETE PCT 006	485	461
0012 CRETE PCT 007	604	303
0013 CRETE PCT 008	509	392
0014 CRETE PCT 009	388	422
0015 CRETE PCT 010	311	321
0016 CRETE PCT 011	276	473
0017 CRETE PCT 012	349	412
0018 CUSTER PCT 001	325	371
0019 DU PAGE PCT 001	519	556
0020 DU PAGE PCT 002	375	614
0021 DU PAGE PCT 003	403	641
0022 DU PAGE PCT 004	410	395
0023 DU PAGE PCT 005	464	327
0024 DU PAGE PCT 006	481	335
0025 DU PAGE PCT 007	351	569
0026 DU PAGE PCT 008	614	240
0027 DU PAGE PCT 009	386	313
0028 DU PAGE PCT 010	596	305
0029 DU PAGE PCT 011	613	249
0030 DU PAGE PCT 012	571	305
0031 DU PAGE PCT 013	671	265
0032 DU PAGE PCT 014	532	372
0033 DU PAGE PCT 015	536	278
0034 DU PAGE PCT 016	544	309
0035 DU PAGE PCT 017	621	331
0036 DU PAGE PCT 018	580	300
0037 DU PAGE PCT 019	573	262
0038 DU PAGE PCT 020	583	200
0039 DU PAGE PCT 021	620	278
0040 DU PAGE PCT 022	551	328
0041 DU PAGE PCT 023	566	262
0042 DU PAGE PCT 024	447	233
0043 DU PAGE PCT 025	562	271
0044 DU PAGE PCT 026	484	227
0045 DU PAGE PCT 027	657	221
0046 DU PAGE PCT 028	591	205
0047 DU PAGE PCT 029	563	289
0048 DU PAGE PCT 030	575	211
0049 DU PAGE PCT 031	446	366
0050 DU PAGE PCT 032	528	381
0051 DU PAGE PCT 033	501	372
0052 DU PAGE PCT 034	287	521
0053 DU PAGE PCT 035	401	128
0054 DU PAGE PCT 036	570	389
0055 DU PAGE PCT 037	475	339

For City of Aurora details
 refer to that section of this book.

VOTES PERCENT

RECORDER OF DEEDS

Vote for not more than 1

01 = Karen A. Stukel (DEM)

02 = Laurie McPhillips (REP)

136,686 52.77
 122,322 47.23

(CONTINUED FROM PREVIOUS PAGE)

01 02

	01	02
0056 FLORENCE PCT 001	200	201
0057 FRANKFORT PCT 001	381	540
0058 FRANKFORT PCT 002	349	582
0059 FRANKFORT PCT 003	393	496
0060 FRANKFORT PCT 004	379	444
0061 FRANKFORT PCT 005	360	495
0062 FRANKFORT PCT 006	334	482
0063 FRANKFORT PCT 007	379	464
0064 FRANKFORT PCT 008	402	449
0065 FRANKFORT PCT 009	413	475
0066 FRANKFORT PCT 010	429	462
0067 FRANKFORT PCT 011	335	468
0068 FRANKFORT PCT 012	365	523
0069 FRANKFORT PCT 013	356	430
0070 FRANKFORT PCT 014	433	422
0071 FRANKFORT PCT 015	464	381
0072 FRANKFORT PCT 016	404	511
0073 FRANKFORT PCT 017	359	771
0074 FRANKFORT PCT 018	269	651
0075 FRANKFORT PCT 019	394	438
0076 FRANKFORT PCT 020	432	481
0077 FRANKFORT PCT 021	341	521
0078 FRANKFORT PCT 022	351	557
0079 FRANKFORT PCT 023	281	607
0080 FRANKFORT PCT 024	480	381
0081 FRANKFORT PCT 025	324	559
0082 FRANKFORT PCT 026	290	676
0083 FRANKFORT PCT 027	270	523
0084 FRANKFORT PCT 028	415	552
0085 FRANKFORT PCT 029	323	733
0086 GREEN GARDEN PCT 001	267	623
0087 GREEN GARDEN PCT 002	311	589
0088 HOMER PCT 001	347	451
0089 HOMER PCT 002	376	665
0090 HOMER PCT 003	347	521
0091 HOMER PCT 004	339	711
0092 HOMER PCT 005	289	479
0093 HOMER PCT 006	357	534
0094 HOMER PCT 007	373	504
0095 HOMER PCT 008	306	491
0096 HOMER PCT 009	337	409
0097 HOMER PCT 010	351	522
0098 HOMER PCT 011	400	499
0099 HOMER PCT 012	341	691
0100 HOMER PCT 013	344	465
0101 HOMER PCT 014	509	753
0102 HOMER PCT 015	500	625
0103 HOMER PCT 016	304	452
0104 HOMER PCT 017	281	725
0105 HOMER PCT 018	435	565
0106 JACKSON PCT 001	544	472
0107 JACKSON PCT 002	463	499
0108 JOLIET PCT 001	651	188
0109 JOLIET PCT 002	438	255
0110 JOLIET PCT 003	365	210

VOTES PERCENT

RECORDER OF DEEDS

Vote for not more than 1

01 = Karen A. Stuke1 (DEM)

02 = Laurie McPhillips (REP)

136,686 52.77
 122,322 47.23

(CONTINUED FROM PREVIOUS PAGE)

01 02

	01	02
0111 JOLIET PCT 004	477	250
0112 JOLIET PCT 005	682	43
0113 JOLIET PCT 006	692	42
0114 JOLIET PCT 007	560	89
0115 JOLIET PCT 008	498	238
0116 JOLIET PCT 009	579	153
0117 JOLIET PCT 010	465	278
0118 JOLIET PCT 011	488	234
0119 JOLIET PCT 012	546	135
0120 JOLIET PCT 013	551	46
0121 JOLIET PCT 014	583	59
0122 JOLIET PCT 015	460	168
0123 JOLIET PCT 016	682	119
0124 JOLIET PCT 017	516	406
0125 JOLIET PCT 018	469	561
0126 JOLIET PCT 019	463	305
0127 JOLIET PCT 020	517	284
0128 JOLIET PCT 021	528	413
0129 JOLIET PCT 022	586	236
0130 JOLIET PCT 023	575	161
0131 JOLIET PCT 024	487	141
0132 JOLIET PCT 025	518	256
0133 JOLIET PCT 026	494	196
0134 JOLIET PCT 027	278	85
0135 JOLIET PCT 028	664	37
0136 JOLIET PCT 029	548	146
0137 JOLIET PCT 030	459	233
0138 JOLIET PCT 031	469	236
0139 JOLIET PCT 032	689	41
0140 JOLIET PCT 033	379	217
0141 JOLIET PCT 034	746	79
0142 JOLIET PCT 035	695	156
0143 JOLIET PCT 036	696	108
0144 JOLIET PCT 037	611	176
0145 LOCKPORT PCT 001	528	911
0146 LOCKPORT PCT 002	605	342
0147 LOCKPORT PCT 003	564	271
0148 LOCKPORT PCT 004	439	269
0149 LOCKPORT PCT 005	413	419
0150 LOCKPORT PCT 006	624	295
0151 LOCKPORT PCT 007	703	257
0152 LOCKPORT PCT 008	616	151
0153 LOCKPORT PCT 009	642	634
0154 LOCKPORT PCT 010	465	379
0155 LOCKPORT PCT 011	462	382
0156 LOCKPORT PCT 012	456	382
0157 LOCKPORT PCT 013	742	898
0158 LOCKPORT PCT 014	455	321
0159 LOCKPORT PCT 015	454	225
0160 LOCKPORT PCT 016	516	412
0161 LOCKPORT PCT 017	483	499
0162 LOCKPORT PCT 018	534	342
0163 LOCKPORT PCT 019	440	396
0164 LOCKPORT PCT 020	406	321
0165 LOCKPORT PCT 021	495	262

VOTES PERCENT

RECORDER OF DEEDS

Vote for not more than 1

01 = Karen A. Stuke1 (DEM)

02 = Laurie McPhillips (REP)

136,686 52.77

122,322 47.23

(CONTINUED FROM PREVIOUS PAGE)

	01	02
0166 LOCKPORT PCT 022	471	312
0167 LOCKPORT PCT 023	385	207
0168 LOCKPORT PCT 024	586	53
0169 MANHATTAN PCT 001	450	464
0170 MANHATTAN PCT 002	442	524
0171 MANHATTAN PCT 003	442	704
0172 MANHATTAN PCT 004	392	495
0173 MONEE PCT 001	505	204
0174 MONEE PCT 002	774	114
0175 MONEE PCT 003	406	415
0176 MONEE PCT 004	491	456
0177 MONEE PCT 005	790	21
0178 MONEE PCT 006	595	23
0179 MONEE PCT 007	829	36
0180 MONEE PCT 008	345	388
0181 NEW LENOX PCT 001	386	387
0182 NEW LENOX PCT 002	363	470
0183 NEW LENOX PCT 003	332	436
0184 NEW LENOX PCT 004	301	437
0185 NEW LENOX PCT 005	382	497
0186 NEW LENOX PCT 006	340	591
0187 NEW LENOX PCT 007	351	709
0188 NEW LENOX PCT 008	346	613
0189 NEW LENOX PCT 009	447	509
0190 NEW LENOX PCT 010	346	555
0191 NEW LENOX PCT 011	423	518
0192 NEW LENOX PCT 012	405	501
0193 NEW LENOX PCT 013	391	501
0194 NEW LENOX PCT 014	461	606
0195 NEW LENOX PCT 015	349	548
0196 NEW LENOX PCT 016	397	494
0197 NEW LENOX PCT 017	409	545
0198 NEW LENOX PCT 018	356	450
0199 NEW LENOX PCT 019	378	521
0200 NEW LENOX PCT 020	392	659
0201 PEOTONE PCT 001	366	622
0202 PEOTONE PCT 002	335	625
0203 PLAINFIELD PCT 001	414	478
0204 PLAINFIELD PCT 002	386	396
0205 PLAINFIELD PCT 003	352	466
0206 PLAINFIELD PCT 004	273	155
0207 PLAINFIELD PCT 005	479	313
0208 PLAINFIELD PCT 006	488	299
0209 PLAINFIELD PCT 007	567	271
0210 PLAINFIELD PCT 008	503	385
0211 PLAINFIELD PCT 009	419	563
0212 PLAINFIELD PCT 010	387	427
0213 PLAINFIELD PCT 011	273	120
0214 PLAINFIELD PCT 012	516	220
0215 PLAINFIELD PCT 013	432	501
0216 PLAINFIELD PCT 014	406	442
0217 PLAINFIELD PCT 015	375	458
0218 PLAINFIELD PCT 016	464	463
0219 PLAINFIELD PCT 017	482	306
0220 PLAINFIELD PCT 018	529	307

VOTES PERCENT

RECORDER OF DEEDS

Vote for not more than 1

01 = Karen A. Stuke1 (DEM)

02 = Laurie McPhillips (REP)

136,686 52.77

122,322 47.23

(CONTINUED FROM PREVIOUS PAGE)

01 02

	01	02
0221 PLAINFIELD PCT 019	427	287
0222 PLAINFIELD PCT 020	445	345
0223 PLAINFIELD PCT 021	351	463
0224 PLAINFIELD PCT 022	349	366
0225 PLAINFIELD PCT 023	426	345
0226 PLAINFIELD PCT 024	476	380
0227 PLAINFIELD PCT 025	471	320
0228 PLAINFIELD PCT 026	466	197
0229 PLAINFIELD PCT 027	514	358
0230 PLAINFIELD PCT 028	447	352
0231 PLAINFIELD PCT 029	402	395
0232 PLAINFIELD PCT 030	411	413
0233 PLAINFIELD PCT 031	438	360
0234 PLAINFIELD PCT 032	428	320
0235 PLAINFIELD PCT 033	463	387
0236 PLAINFIELD PCT 034	357	249
0237 PLAINFIELD PCT 035	452	298
0238 PLAINFIELD PCT 036	394	358
0239 REED PCT 001	421	418
0240 REED PCT 002	429	421
0241 REED PCT 003	461	388
0242 TROY PCT 001	546	269
0243 TROY PCT 002	489	320
0244 TROY PCT 003	451	361
0245 TROY PCT 004	490	330
0246 TROY PCT 005	423	369
0247 TROY PCT 006	370	197
0248 TROY PCT 007	497	411
0249 TROY PCT 008	431	429
0250 TROY PCT 009	480	429
0251 TROY PCT 010	433	522
0252 TROY PCT 011	464	700
0253 TROY PCT 012	537	414
0254 TROY PCT 013	509	579
0255 TROY PCT 014	464	530
0256 TROY PCT 015	506	543
0257 TROY PCT 016	633	386
0258 TROY PCT 017	443	593
0259 TROY PCT 018	484	246
0260 TROY PCT 019	559	206
0261 TROY PCT 020	514	507
0262 TROY PCT 021	371	453
0263 TROY PCT 022	197	294
0264 TROY PCT 023	398	450
0265 WASHINGTON PCT 001	295	548
0266 WASHINGTON PCT 002	370	552
0267 WASHINGTON PCT 003	273	513
0268 WESLEY PCT 001	435	468
0269 WHEATLAND PCT 001	540	534
0270 WHEATLAND PCT 002	317	496
0271 WHEATLAND PCT 003	299	609
0272 WHEATLAND PCT 004	613	463
0273 WHEATLAND PCT 005	388	664
0274 WHEATLAND PCT 006	364	528
0275 WHEATLAND PCT 007	372	601

VOTES PERCENT

RECORDER OF DEEDS

Vote for not more than 1

01 = Karen A. Stukel (DEM)	136,686	52.77
02 = Laurie McPhillips (REP)	122,322	47.23

(CONTINUED FROM PREVIOUS PAGE)

 01 02

0276 WHEATLAND PCT 008	353	548
0277 WHEATLAND PCT 009	509	616
0278 WHEATLAND PCT 010	347	618
0279 WHEATLAND PCT 011	337	506
0280 WHEATLAND PCT 012	398	515
0281 WHEATLAND PCT 013	329	476
0282 WHEATLAND PCT 014	401	647
0283 WHEATLAND PCT 015	391	472
0284 WHEATLAND PCT 016	414	596
0285 WHEATLAND PCT 017	468	593
0286 WHEATLAND PCT 018	419	621
0287 WHEATLAND PCT 019	459	330
0288 WHEATLAND PCT 020	299	586
0289 WHEATLAND PCT 021	343	455
0290 WHEATLAND PCT 022	502	315
0291 WHEATLAND PCT 023	526	475
0292 WHEATLAND PCT 024	321	534
0293 WHEATLAND PCT 025	431	594
0294 WHEATLAND PCT 026	379	811
0295 WHEATLAND PCT 027	499	285
0296 WHEATLAND PCT 028	458	628
0297 WHEATLAND PCT 029	486	606
0298 WHEATLAND PCT 030	430	605
0299 WILL PCT 001	210	529
0300 WILMINGTON PCT 001	419	355
0301 WILMINGTON PCT 002	405	394
0302 WILMINGTON PCT 003	423	443
0303 WILTON PCT 001	171	289

VOTES PERCENT

STATE'S ATTORNEY

Vote for not more than 1
 01 = James W. Glasgow (DEM)
 02 = Dave Carlson (REP)

150,848 57.51
 111,438 42.49

	01	02
0001 CHANNAHON PCT 001	478	458
0002 CHANNAHON PCT 002	583	519
0003 CHANNAHON PCT 003	497	494
0004 CHANNAHON PCT 004	525	386
0005 CHANNAHON PCT 005	499	401
0006 CRETE PCT 001	658	232
0007 CRETE PCT 002	517	253
0008 CRETE PCT 003	426	290
0009 CRETE PCT 004	577	361
0010 CRETE PCT 005	685	237
0011 CRETE PCT 006	499	454
0012 CRETE PCT 007	633	288
0013 CRETE PCT 008	536	393
0014 CRETE PCT 009	374	444
0015 CRETE PCT 010	306	341
0016 CRETE PCT 011	292	470
0017 CRETE PCT 012	372	389
0018 CUSTER PCT 001	338	361
0019 DU PAGE PCT 001	560	533
0020 DU PAGE PCT 002	438	565
0021 DU PAGE PCT 003	480	587
0022 DU PAGE PCT 004	463	358
0023 DU PAGE PCT 005	494	301
0024 DU PAGE PCT 006	515	309
0025 DU PAGE PCT 007	404	531
0026 DU PAGE PCT 008	650	205
0027 DU PAGE PCT 009	434	279
0028 DU PAGE PCT 010	611	290
0029 DU PAGE PCT 011	626	233
0030 DU PAGE PCT 012	621	259
0031 DU PAGE PCT 013	693	241
0032 DU PAGE PCT 014	583	327
0033 DU PAGE PCT 015	560	260
0034 DU PAGE PCT 016	583	280
0035 DU PAGE PCT 017	656	299
0036 DU PAGE PCT 018	614	267
0037 DU PAGE PCT 019	602	227
0038 DU PAGE PCT 020	604	177
0039 DU PAGE PCT 021	637	260
0040 DU PAGE PCT 022	570	303
0041 DU PAGE PCT 023	585	257
0042 DU PAGE PCT 024	492	198
0043 DU PAGE PCT 025	586	246
0044 DU PAGE PCT 026	499	208
0045 DU PAGE PCT 027	664	218
0046 DU PAGE PCT 028	603	188
0047 DU PAGE PCT 029	596	265
0048 DU PAGE PCT 030	608	182
0049 DU PAGE PCT 031	499	320
0050 DU PAGE PCT 032	589	337
0051 DU PAGE PCT 033	571	305
0052 DU PAGE PCT 034	418	404
0053 DU PAGE PCT 035	409	115
0054 DU PAGE PCT 036	623	343
0055 DU PAGE PCT 037	513	302

**For City of Aurora details
 refer to that section of this book.**

VOTES PERCENT

STATE'S ATTORNEY

Vote for not more than 1

01 = James W. Glasgow (DEM)

02 = Dave Carlson (REP)

150,848 57.51
 111,438 42.49

(CONTINUED FROM PREVIOUS PAGE)

01 02

	01	02
0056 FLORENCE PCT 001	199	209
0057 FRANKFORT PCT 001	451	490
0058 FRANKFORT PCT 002	439	508
0059 FRANKFORT PCT 003	448	451
0060 FRANKFORT PCT 004	409	434
0061 FRANKFORT PCT 005	426	445
0062 FRANKFORT PCT 006	400	431
0063 FRANKFORT PCT 007	450	405
0064 FRANKFORT PCT 008	448	418
0065 FRANKFORT PCT 009	462	451
0066 FRANKFORT PCT 010	476	419
0067 FRANKFORT PCT 011	376	444
0068 FRANKFORT PCT 012	434	467
0069 FRANKFORT PCT 013	412	393
0070 FRANKFORT PCT 014	455	419
0071 FRANKFORT PCT 015	479	387
0072 FRANKFORT PCT 016	455	466
0073 FRANKFORT PCT 017	447	706
0074 FRANKFORT PCT 018	384	550
0075 FRANKFORT PCT 019	408	433
0076 FRANKFORT PCT 020	480	459
0077 FRANKFORT PCT 021	425	451
0078 FRANKFORT PCT 022	416	501
0079 FRANKFORT PCT 023	356	571
0080 FRANKFORT PCT 024	492	377
0081 FRANKFORT PCT 025	409	493
0082 FRANKFORT PCT 026	352	628
0083 FRANKFORT PCT 027	321	479
0084 FRANKFORT PCT 028	465	517
0085 FRANKFORT PCT 029	400	674
0086 GREEN GARDEN PCT 001	316	576
0087 GREEN GARDEN PCT 002	343	569
0088 HOMER PCT 001	415	406
0089 HOMER PCT 002	474	583
0090 HOMER PCT 003	406	475
0091 HOMER PCT 004	433	621
0092 HOMER PCT 005	346	441
0093 HOMER PCT 006	427	479
0094 HOMER PCT 007	432	460
0095 HOMER PCT 008	348	466
0096 HOMER PCT 009	402	354
0097 HOMER PCT 010	410	477
0098 HOMER PCT 011	444	465
0099 HOMER PCT 012	407	642
0100 HOMER PCT 013	392	439
0101 HOMER PCT 014	584	689
0102 HOMER PCT 015	568	570
0103 HOMER PCT 016	350	417
0104 HOMER PCT 017	355	661
0105 HOMER PCT 018	506	510
0106 JACKSON PCT 001	597	438
0107 JACKSON PCT 002	530	456
0108 JOLIET PCT 001	652	179
0109 JOLIET PCT 002	501	201
0110 JOLIET PCT 003	393	186

VOTES PERCENT

STATE'S ATTORNEY

Vote for not more than 1

01 = James W. Glasgow (DEM)

02 = Dave Carlson (REP)

150,848 57.51
 111,438 42.49

(CONTINUED FROM PREVIOUS PAGE)

	01	02
0111 JOLIET PCT 004	502	226
0112 JOLIET PCT 005	660	54
0113 JOLIET PCT 006	680	48
0114 JOLIET PCT 007	544	100
0115 JOLIET PCT 008	501	247
0116 JOLIET PCT 009	611	128
0117 JOLIET PCT 010	493	252
0118 JOLIET PCT 011	503	217
0119 JOLIET PCT 012	555	129
0120 JOLIET PCT 013	520	72
0121 JOLIET PCT 014	580	59
0122 JOLIET PCT 015	449	175
0123 JOLIET PCT 016	667	125
0124 JOLIET PCT 017	607	324
0125 JOLIET PCT 018	639	401
0126 JOLIET PCT 019	493	286
0127 JOLIET PCT 020	588	222
0128 JOLIET PCT 021	619	347
0129 JOLIET PCT 022	638	187
0130 JOLIET PCT 023	592	140
0131 JOLIET PCT 024	511	116
0132 JOLIET PCT 025	554	223
0133 JOLIET PCT 026	511	181
0134 JOLIET PCT 027	280	87
0135 JOLIET PCT 028	651	40
0136 JOLIET PCT 029	540	158
0137 JOLIET PCT 030	479	211
0138 JOLIET PCT 031	520	185
0139 JOLIET PCT 032	675	48
0140 JOLIET PCT 033	409	181
0141 JOLIET PCT 034	746	78
0142 JOLIET PCT 035	682	164
0143 JOLIET PCT 036	678	114
0144 JOLIET PCT 037	600	184
0145 LOCKPORT PCT 001	721	730
0146 LOCKPORT PCT 002	620	333
0147 LOCKPORT PCT 003	587	258
0148 LOCKPORT PCT 004	470	251
0149 LOCKPORT PCT 005	458	393
0150 LOCKPORT PCT 006	679	250
0151 LOCKPORT PCT 007	733	233
0152 LOCKPORT PCT 008	635	133
0153 LOCKPORT PCT 009	774	513
0154 LOCKPORT PCT 010	517	345
0155 LOCKPORT PCT 011	509	348
0156 LOCKPORT PCT 012	497	367
0157 LOCKPORT PCT 013	921	748
0158 LOCKPORT PCT 014	497	293
0159 LOCKPORT PCT 015	493	196
0160 LOCKPORT PCT 016	561	377
0161 LOCKPORT PCT 017	536	466
0162 LOCKPORT PCT 018	555	331
0163 LOCKPORT PCT 019	530	314
0164 LOCKPORT PCT 020	477	261
0165 LOCKPORT PCT 021	555	209

VOTES PERCENT

STATE'S ATTORNEY

Vote for not more than 1

01 = James W. Glasgow (DEM)

02 = Dave Carlson (REP)

150,848 57.51
 111,438 42.49

(CONTINUED FROM PREVIOUS PAGE)

	01	02
0166 LOCKPORT PCT 022	504	280
0167 LOCKPORT PCT 023	398	200
0168 LOCKPORT PCT 024	584	54
0169 MANHATTAN PCT 001	482	451
0170 MANHATTAN PCT 002	523	459
0171 MANHATTAN PCT 003	552	610
0172 MANHATTAN PCT 004	454	457
0173 MONEE PCT 001	520	202
0174 MONEE PCT 002	775	114
0175 MONEE PCT 003	427	399
0176 MONEE PCT 004	514	441
0177 MONEE PCT 005	791	25
0178 MONEE PCT 006	596	27
0179 MONEE PCT 007	827	41
0180 MONEE PCT 008	342	399
0181 NEW LENOX PCT 001	425	347
0182 NEW LENOX PCT 002	424	424
0183 NEW LENOX PCT 003	391	390
0184 NEW LENOX PCT 004	350	402
0185 NEW LENOX PCT 005	411	492
0186 NEW LENOX PCT 006	417	540
0187 NEW LENOX PCT 007	430	650
0188 NEW LENOX PCT 008	402	574
0189 NEW LENOX PCT 009	498	472
0190 NEW LENOX PCT 010	468	458
0191 NEW LENOX PCT 011	458	500
0192 NEW LENOX PCT 012	468	461
0193 NEW LENOX PCT 013	459	453
0194 NEW LENOX PCT 014	535	541
0195 NEW LENOX PCT 015	420	497
0196 NEW LENOX PCT 016	473	440
0197 NEW LENOX PCT 017	478	483
0198 NEW LENOX PCT 018	412	418
0199 NEW LENOX PCT 019	454	475
0200 NEW LENOX PCT 020	480	603
0201 PEOTONE PCT 001	401	605
0202 PEOTONE PCT 002	369	604
0203 PLAINFIELD PCT 001	448	456
0204 PLAINFIELD PCT 002	428	360
0205 PLAINFIELD PCT 003	423	409
0206 PLAINFIELD PCT 004	303	139
0207 PLAINFIELD PCT 005	532	272
0208 PLAINFIELD PCT 006	545	255
0209 PLAINFIELD PCT 007	626	233
0210 PLAINFIELD PCT 008	524	377
0211 PLAINFIELD PCT 009	486	500
0212 PLAINFIELD PCT 010	444	387
0213 PLAINFIELD PCT 011	284	110
0214 PLAINFIELD PCT 012	547	196
0215 PLAINFIELD PCT 013	493	450
0216 PLAINFIELD PCT 014	465	389
0217 PLAINFIELD PCT 015	447	408
0218 PLAINFIELD PCT 016	545	408
0219 PLAINFIELD PCT 017	546	264
0220 PLAINFIELD PCT 018	560	288

VOTES PERCENT

STATE'S ATTORNEY

Vote for not more than 1

01 = James W. Glasgow (DEM)

150,848 57.51

02 = Dave Carlson (REP)

111,438 42.49

(CONTINUED FROM PREVIOUS PAGE)

01 02

0221 PLAINFIELD PCT 019	461	259
0222 PLAINFIELD PCT 020	491	315
0223 PLAINFIELD PCT 021	478	357
0224 PLAINFIELD PCT 022	397	337
0225 PLAINFIELD PCT 023	490	294
0226 PLAINFIELD PCT 024	556	318
0227 PLAINFIELD PCT 025	512	296
0228 PLAINFIELD PCT 026	498	174
0229 PLAINFIELD PCT 027	558	338
0230 PLAINFIELD PCT 028	503	309
0231 PLAINFIELD PCT 029	474	336
0232 PLAINFIELD PCT 030	490	354
0233 PLAINFIELD PCT 031	496	325
0234 PLAINFIELD PCT 032	473	280
0235 PLAINFIELD PCT 033	544	325
0236 PLAINFIELD PCT 034	395	226
0237 PLAINFIELD PCT 035	501	270
0238 PLAINFIELD PCT 036	472	302
0239 REED PCT 001	455	386
0240 REED PCT 002	451	401
0241 REED PCT 003	480	387
0242 TROY PCT 001	578	248
0243 TROY PCT 002	550	267
0244 TROY PCT 003	495	328
0245 TROY PCT 004	550	293
0246 TROY PCT 005	481	321
0247 TROY PCT 006	399	172
0248 TROY PCT 007	564	366
0249 TROY PCT 008	529	347
0250 TROY PCT 009	563	352
0251 TROY PCT 010	551	426
0252 TROY PCT 011	657	528
0253 TROY PCT 012	613	351
0254 TROY PCT 013	645	452
0255 TROY PCT 014	592	410
0256 TROY PCT 015	597	461
0257 TROY PCT 016	684	345
0258 TROY PCT 017	563	482
0259 TROY PCT 018	505	226
0260 TROY PCT 019	589	191
0261 TROY PCT 020	595	426
0262 TROY PCT 021	438	387
0263 TROY PCT 022	235	254
0264 TROY PCT 023	503	367
0265 WASHINGTON PCT 001	353	512
0266 WASHINGTON PCT 002	379	576
0267 WASHINGTON PCT 003	302	511
0268 WESLEY PCT 001	448	460
0269 WHEATLAND PCT 001	599	490
0270 WHEATLAND PCT 002	318	510
0271 WHEATLAND PCT 003	349	565
0272 WHEATLAND PCT 004	655	431
0273 WHEATLAND PCT 005	422	642
0274 WHEATLAND PCT 006	401	498
0275 WHEATLAND PCT 007	414	567

VOTES PERCENT

STATE'S ATTORNEY

Vote for not more than 1

01 = James W. Glasgow (DEM)

02 = Dave Carlson (REP)

150,848 57.51

111,438 42.49

(CONTINUED FROM PREVIOUS PAGE)

 01 02

0276 WHEATLAND PCT 008	430	486
0277 WHEATLAND PCT 009	576	574
0278 WHEATLAND PCT 010	417	559
0279 WHEATLAND PCT 011	364	485
0280 WHEATLAND PCT 012	424	492
0281 WHEATLAND PCT 013	379	436
0282 WHEATLAND PCT 014	461	606
0283 WHEATLAND PCT 015	423	445
0284 WHEATLAND PCT 016	490	542
0285 WHEATLAND PCT 017	520	553
0286 WHEATLAND PCT 018	485	565
0287 WHEATLAND PCT 019	501	297
0288 WHEATLAND PCT 020	334	558
0289 WHEATLAND PCT 021	382	436
0290 WHEATLAND PCT 022	552	281
0291 WHEATLAND PCT 023	558	461
0292 WHEATLAND PCT 024	353	505
0293 WHEATLAND PCT 025	478	558
0294 WHEATLAND PCT 026	465	729
0295 WHEATLAND PCT 027	525	265
0296 WHEATLAND PCT 028	475	619
0297 WHEATLAND PCT 029	553	554
0298 WHEATLAND PCT 030	480	567
0299 WILL PCT 001	247	514
0300 WILMINGTON PCT 001	427	361
0301 WILMINGTON PCT 002	433	375
0302 WILMINGTON PCT 003	432	447
0303 WILTON PCT 001	180	284

VOTES PERCENT

COUNTY AUDITOR

Vote for not more than 1

01 = Duffy Blackburn (DEM)

02 = Mark Batinick (REP)

133,915 52.32
122,046 47.68

01 02

0001 CHANNAHON PCT 001	389	513
0002 CHANNAHON PCT 002	478	581
0003 CHANNAHON PCT 003	436	505
0004 CHANNAHON PCT 004	452	435
0005 CHANNAHON PCT 005	424	452
0006 CRETE PCT 001	649	236
0007 CRETE PCT 002	495	262
0008 CRETE PCT 003	386	316
0009 CRETE PCT 004	535	387
0010 CRETE PCT 005	653	256
0011 CRETE PCT 006	475	466
0012 CRETE PCT 007	602	305
0013 CRETE PCT 008	494	408
0014 CRETE PCT 009	363	442
0015 CRETE PCT 010	287	343
0016 CRETE PCT 011	266	483
0017 CRETE PCT 012	332	423
0018 CUSTER PCT 001	324	359
0019 DU PAGE PCT 001	498	562
0020 DU PAGE PCT 002	374	601
0021 DU PAGE PCT 003	389	646
0022 DU PAGE PCT 004	421	375
0023 DU PAGE PCT 005	453	322
0024 DU PAGE PCT 006	473	338
0025 DU PAGE PCT 007	334	572
0026 DU PAGE PCT 008	594	241
0027 DU PAGE PCT 009	388	306
0028 DU PAGE PCT 010	576	312
0029 DU PAGE PCT 011	609	248
0030 DU PAGE PCT 012	570	289
0031 DU PAGE PCT 013	661	263
0032 DU PAGE PCT 014	538	362
0033 DU PAGE PCT 015	520	286
0034 DU PAGE PCT 016	543	308
0035 DU PAGE PCT 017	601	324
0036 DU PAGE PCT 018	569	292
0037 DU PAGE PCT 019	567	245
0038 DU PAGE PCT 020	572	203
0039 DU PAGE PCT 021	624	262
0040 DU PAGE PCT 022	524	330
0041 DU PAGE PCT 023	557	271
0042 DU PAGE PCT 024	434	241
0043 DU PAGE PCT 025	547	271
0044 DU PAGE PCT 026	480	220
0045 DU PAGE PCT 027	642	222
0046 DU PAGE PCT 028	589	193
0047 DU PAGE PCT 029	539	299
0048 DU PAGE PCT 030	581	195
0049 DU PAGE PCT 031	451	365
0050 DU PAGE PCT 032	528	364
0051 DU PAGE PCT 033	507	351
0052 DU PAGE PCT 034	311	495
0053 DU PAGE PCT 035	400	127
0054 DU PAGE PCT 036	564	384
0055 DU PAGE PCT 037	479	321

For City of Aurora details
refer to that section of this book.

VOTES PERCENT

COUNTY AUDITOR

Vote for not more than 1

01 = Duffy Blackburn (DEM)

02 = Mark Batinick (REP)

133,915 52.32
 122,046 47.68

(CONTINUED FROM PREVIOUS PAGE)

	01	02
0056 FLORENCE PCT 001	185	197
0057 FRANKFORT PCT 001	363	552
0058 FRANKFORT PCT 002	331	587
0059 FRANKFORT PCT 003	356	513
0060 FRANKFORT PCT 004	348	456
0061 FRANKFORT PCT 005	328	514
0062 FRANKFORT PCT 006	304	498
0063 FRANKFORT PCT 007	349	474
0064 FRANKFORT PCT 008	387	457
0065 FRANKFORT PCT 009	366	503
0066 FRANKFORT PCT 010	432	445
0067 FRANKFORT PCT 011	309	485
0068 FRANKFORT PCT 012	335	533
0069 FRANKFORT PCT 013	323	448
0070 FRANKFORT PCT 014	409	435
0071 FRANKFORT PCT 015	448	385
0072 FRANKFORT PCT 016	396	506
0073 FRANKFORT PCT 017	331	781
0074 FRANKFORT PCT 018	272	626
0075 FRANKFORT PCT 019	361	456
0076 FRANKFORT PCT 020	412	489
0077 FRANKFORT PCT 021	328	522
0078 FRANKFORT PCT 022	327	566
0079 FRANKFORT PCT 023	277	601
0080 FRANKFORT PCT 024	469	383
0081 FRANKFORT PCT 025	297	576
0082 FRANKFORT PCT 026	297	660
0083 FRANKFORT PCT 027	246	532
0084 FRANKFORT PCT 028	407	548
0085 FRANKFORT PCT 029	303	740
0086 GREEN GARDEN PCT 001	245	630
0087 GREEN GARDEN PCT 002	273	607
0088 HOMER PCT 001	305	470
0089 HOMER PCT 002	361	666
0090 HOMER PCT 003	320	541
0091 HOMER PCT 004	319	717
0092 HOMER PCT 005	274	477
0093 HOMER PCT 006	320	562
0094 HOMER PCT 007	351	513
0095 HOMER PCT 008	300	489
0096 HOMER PCT 009	306	421
0097 HOMER PCT 010	339	511
0098 HOMER PCT 011	348	524
0099 HOMER PCT 012	306	718
0100 HOMER PCT 013	310	479
0101 HOMER PCT 014	481	751
0102 HOMER PCT 015	478	628
0103 HOMER PCT 016	276	468
0104 HOMER PCT 017	264	728
0105 HOMER PCT 018	422	565
0106 JACKSON PCT 001	529	479
0107 JACKSON PCT 002	455	490
0108 JOLIET PCT 001	633	185
0109 JOLIET PCT 002	459	223
0110 JOLIET PCT 003	400	166

VOTES PERCENT

COUNTY AUDITOR

Vote for not more than 1

01 = Duffy Blackburn (DEM)

02 = Mark Batinick (REP)

133,915 52.32
 122,046 47.68

(CONTINUED FROM PREVIOUS PAGE)

	01	02
0111 JOLIET PCT 004	481	230
0112 JOLIET PCT 005	675	44
0113 JOLIET PCT 006	700	29
0114 JOLIET PCT 007	562	74
0115 JOLIET PCT 008	513	224
0116 JOLIET PCT 009	589	143
0117 JOLIET PCT 010	494	241
0118 JOLIET PCT 011	526	180
0119 JOLIET PCT 012	548	125
0120 JOLIET PCT 013	552	37
0121 JOLIET PCT 014	569	66
0122 JOLIET PCT 015	456	163
0123 JOLIET PCT 016	675	109
0124 JOLIET PCT 017	597	317
0125 JOLIET PCT 018	651	372
0126 JOLIET PCT 019	511	259
0127 JOLIET PCT 020	564	226
0128 JOLIET PCT 021	637	302
0129 JOLIET PCT 022	643	172
0130 JOLIET PCT 023	600	124
0131 JOLIET PCT 024	486	131
0132 JOLIET PCT 025	521	242
0133 JOLIET PCT 026	516	165
0134 JOLIET PCT 027	283	76
0135 JOLIET PCT 028	646	32
0136 JOLIET PCT 029	541	142
0137 JOLIET PCT 030	431	240
0138 JOLIET PCT 031	490	203
0139 JOLIET PCT 032	691	22
0140 JOLIET PCT 033	389	191
0141 JOLIET PCT 034	739	73
0142 JOLIET PCT 035	678	153
0143 JOLIET PCT 036	698	95
0144 JOLIET PCT 037	595	184
0145 LOCKPORT PCT 001	563	864
0146 LOCKPORT PCT 002	583	355
0147 LOCKPORT PCT 003	546	281
0148 LOCKPORT PCT 004	433	269
0149 LOCKPORT PCT 005	402	418
0150 LOCKPORT PCT 006	617	298
0151 LOCKPORT PCT 007	692	266
0152 LOCKPORT PCT 008	611	157
0153 LOCKPORT PCT 009	668	601
0154 LOCKPORT PCT 010	432	398
0155 LOCKPORT PCT 011	441	393
0156 LOCKPORT PCT 012	442	380
0157 LOCKPORT PCT 013	745	883
0158 LOCKPORT PCT 014	447	321
0159 LOCKPORT PCT 015	458	213
0160 LOCKPORT PCT 016	499	411
0161 LOCKPORT PCT 017	457	508
0162 LOCKPORT PCT 018	499	363
0163 LOCKPORT PCT 019	451	377
0164 LOCKPORT PCT 020	410	312
0165 LOCKPORT PCT 021	486	259

VOTES PERCENT

COUNTY AUDITOR

Vote for not more than 1

01 = Duffy Blackburn (DEM)

02 = Mark Batinick (REP)

133,915 52.32

122,046 47.68

(CONTINUED FROM PREVIOUS PAGE)

	01	02
0166 LOCKPORT PCT 022	495	281
0167 LOCKPORT PCT 023	383	193
0168 LOCKPORT PCT 024	584	51
0169 MANHATTAN PCT 001	437	459
0170 MANHATTAN PCT 002	429	521
0171 MANHATTAN PCT 003	429	692
0172 MANHATTAN PCT 004	364	505
0173 MONEE PCT 001	494	216
0174 MONEE PCT 002	763	122
0175 MONEE PCT 003	375	431
0176 MONEE PCT 004	462	475
0177 MONEE PCT 005	798	21
0178 MONEE PCT 006	591	29
0179 MONEE PCT 007	822	39
0180 MONEE PCT 008	315	418
0181 NEW LENOX PCT 001	386	374
0182 NEW LENOX PCT 002	332	485
0183 NEW LENOX PCT 003	314	443
0184 NEW LENOX PCT 004	293	429
0185 NEW LENOX PCT 005	353	509
0186 NEW LENOX PCT 006	309	608
0187 NEW LENOX PCT 007	324	725
0188 NEW LENOX PCT 008	309	650
0189 NEW LENOX PCT 009	401	526
0190 NEW LENOX PCT 010	327	551
0191 NEW LENOX PCT 011	394	526
0192 NEW LENOX PCT 012	372	512
0193 NEW LENOX PCT 013	356	523
0194 NEW LENOX PCT 014	417	625
0195 NEW LENOX PCT 015	323	561
0196 NEW LENOX PCT 016	365	516
0197 NEW LENOX PCT 017	383	551
0198 NEW LENOX PCT 018	331	467
0199 NEW LENOX PCT 019	351	534
0200 NEW LENOX PCT 020	380	654
0201 PEOTONE PCT 001	329	644
0202 PEOTONE PCT 002	293	649
0203 PLAINFIELD PCT 001	368	514
0204 PLAINFIELD PCT 002	354	426
0205 PLAINFIELD PCT 003	328	481
0206 PLAINFIELD PCT 004	267	170
0207 PLAINFIELD PCT 005	468	323
0208 PLAINFIELD PCT 006	483	294
0209 PLAINFIELD PCT 007	562	279
0210 PLAINFIELD PCT 008	463	423
0211 PLAINFIELD PCT 009	392	580
0212 PLAINFIELD PCT 010	357	452
0213 PLAINFIELD PCT 011	255	133
0214 PLAINFIELD PCT 012	503	230
0215 PLAINFIELD PCT 013	405	519
0216 PLAINFIELD PCT 014	363	478
0217 PLAINFIELD PCT 015	363	468
0218 PLAINFIELD PCT 016	413	509
0219 PLAINFIELD PCT 017	461	328
0220 PLAINFIELD PCT 018	517	319

VOTES PERCENT

COUNTY AUDITOR

Vote for not more than 1

01 = Duffy Blackburn (DEM)

02 = Mark Batinick (REP)

133,915 52.32
 122,046 47.68

(CONTINUED FROM PREVIOUS PAGE)

01 02

	01	02
0221 PLAINFIELD PCT 019	412	302
0222 PLAINFIELD PCT 020	416	361
0223 PLAINFIELD PCT 021	364	453
0224 PLAINFIELD PCT 022	339	367
0225 PLAINFIELD PCT 023	425	338
0226 PLAINFIELD PCT 024	458	390
0227 PLAINFIELD PCT 025	444	351
0228 PLAINFIELD PCT 026	456	206
0229 PLAINFIELD PCT 027	484	385
0230 PLAINFIELD PCT 028	422	377
0231 PLAINFIELD PCT 029	393	402
0232 PLAINFIELD PCT 030	408	425
0233 PLAINFIELD PCT 031	418	380
0234 PLAINFIELD PCT 032	411	327
0235 PLAINFIELD PCT 033	472	378
0236 PLAINFIELD PCT 034	348	262
0237 PLAINFIELD PCT 035	445	308
0238 PLAINFIELD PCT 036	400	340
0239 REED PCT 001	423	404
0240 REED PCT 002	407	435
0241 REED PCT 003	443	390
0242 TROY PCT 001	536	281
0243 TROY PCT 002	478	321
0244 TROY PCT 003	453	358
0245 TROY PCT 004	484	336
0246 TROY PCT 005	461	315
0247 TROY PCT 006	374	185
0248 TROY PCT 007	506	399
0249 TROY PCT 008	483	373
0250 TROY PCT 009	529	367
0251 TROY PCT 010	468	478
0252 TROY PCT 011	569	583
0253 TROY PCT 012	600	339
0254 TROY PCT 013	533	545
0255 TROY PCT 014	505	478
0256 TROY PCT 015	507	541
0257 TROY PCT 016	637	365
0258 TROY PCT 017	476	553
0259 TROY PCT 018	479	237
0260 TROY PCT 019	573	186
0261 TROY PCT 020	524	464
0262 TROY PCT 021	389	426
0263 TROY PCT 022	186	293
0264 TROY PCT 023	426	410
0265 WASHINGTON PCT 001	265	561
0266 WASHINGTON PCT 002	339	578
0267 WASHINGTON PCT 003	233	538
0268 WESLEY PCT 001	405	485
0269 WHEATLAND PCT 001	510	546
0270 WHEATLAND PCT 002	318	490
0271 WHEATLAND PCT 003	298	607
0272 WHEATLAND PCT 004	599	473
0273 WHEATLAND PCT 005	373	672
0274 WHEATLAND PCT 006	351	524
0275 WHEATLAND PCT 007	364	602

VOTES PERCENT

COUNTY AUDITOR

Vote for not more than 1

01 = Duffy Blackburn (DEM)

02 = Mark Batinick (REP)

133,915 52.32
 122,046 47.68

(CONTINUED FROM PREVIOUS PAGE)

 01 02

0276 WHEATLAND PCT 008	334	551
0277 WHEATLAND PCT 009	498	625
0278 WHEATLAND PCT 010	353	598
0279 WHEATLAND PCT 011	328	509
0280 WHEATLAND PCT 012	386	523
0281 WHEATLAND PCT 013	317	481
0282 WHEATLAND PCT 014	406	634
0283 WHEATLAND PCT 015	382	471
0284 WHEATLAND PCT 016	411	606
0285 WHEATLAND PCT 017	456	601
0286 WHEATLAND PCT 018	404	627
0287 WHEATLAND PCT 019	444	345
0288 WHEATLAND PCT 020	284	599
0289 WHEATLAND PCT 021	321	473
0290 WHEATLAND PCT 022	494	320
0291 WHEATLAND PCT 023	494	499
0292 WHEATLAND PCT 024	309	531
0293 WHEATLAND PCT 025	391	619
0294 WHEATLAND PCT 026	355	830
0295 WHEATLAND PCT 027	495	291
0296 WHEATLAND PCT 028	413	666
0297 WHEATLAND PCT 029	439	653
0298 WHEATLAND PCT 030	397	633
0299 WILL PCT 001	194	542
0300 WILMINGTON PCT 001	408	357
0301 WILMINGTON PCT 002	377	407
0302 WILMINGTON PCT 003	399	461
0303 WILTON PCT 001	156	296

VOTES PERCENT

CORONER

Vote for not more than 1

01 = Patrick K. O'Neil (DEM)
 02 = Charles Lyons (REP)

153,413 59.42
 104,758 40.58

 01 02

0001 CHANNAHON PCT 001	482	445
0002 CHANNAHON PCT 002	561	523
0003 CHANNAHON PCT 003	488	489
0004 CHANNAHON PCT 004	499	408
0005 CHANNAHON PCT 005	488	403
0006 CRETE PCT 001	672	213
0007 CRETE PCT 002	533	225
0008 CRETE PCT 003	416	283
0009 CRETE PCT 004	585	349
0010 CRETE PCT 005	664	248
0011 CRETE PCT 006	492	448
0012 CRETE PCT 007	628	287
0013 CRETE PCT 008	539	370
0014 CRETE PCT 009	399	409
0015 CRETE PCT 010	333	301
0016 CRETE PCT 011	298	449
0017 CRETE PCT 012	373	389
0018 CUSTER PCT 001	376	318
0019 DU PAGE PCT 001	523	539
0020 DU PAGE PCT 002	387	584
0021 DU PAGE PCT 003	437	596
0022 DU PAGE PCT 004	428	374
0023 DU PAGE PCT 005	492	289
0024 DU PAGE PCT 006	510	298
0025 DU PAGE PCT 007	372	536
0026 DU PAGE PCT 008	622	219
0027 DU PAGE PCT 009	407	286
0028 DU PAGE PCT 010	619	270
0029 DU PAGE PCT 011	626	221
0030 DU PAGE PCT 012	597	261
0031 DU PAGE PCT 013	683	239
0032 DU PAGE PCT 014	584	318
0033 DU PAGE PCT 015	570	240
0034 DU PAGE PCT 016	585	274
0035 DU PAGE PCT 017	646	293
0036 DU PAGE PCT 018	622	249
0037 DU PAGE PCT 019	606	214
0038 DU PAGE PCT 020	607	171
0039 DU PAGE PCT 021	639	247
0040 DU PAGE PCT 022	590	283
0041 DU PAGE PCT 023	601	238
0042 DU PAGE PCT 024	488	197
0043 DU PAGE PCT 025	598	226
0044 DU PAGE PCT 026	514	193
0045 DU PAGE PCT 027	677	190
0046 DU PAGE PCT 028	615	172
0047 DU PAGE PCT 029	594	259
0048 DU PAGE PCT 030	607	170
0049 DU PAGE PCT 031	484	332
0050 DU PAGE PCT 032	603	303
0051 DU PAGE PCT 033	567	291
0052 DU PAGE PCT 034	364	438
0053 DU PAGE PCT 035	423	100
0054 DU PAGE PCT 036	645	310
0055 DU PAGE PCT 037	554	256

**For City of Aurora details
 refer to that section of this book.**

VOTES PERCENT

CORONER

Vote for not more than 1

01 = Patrick K. O'Neil (DEM)
 02 = Charles Lyons (REP)

153,413 59.42
 104,758 40.58

(CONTINUED FROM PREVIOUS PAGE)

	01	02
0056 FLORENCE PCT 001	250	146
0057 FRANKFORT PCT 001	420	509
0058 FRANKFORT PCT 002	391	530
0059 FRANKFORT PCT 003	432	439
0060 FRANKFORT PCT 004	387	424
0061 FRANKFORT PCT 005	403	440
0062 FRANKFORT PCT 006	377	430
0063 FRANKFORT PCT 007	413	418
0064 FRANKFORT PCT 008	433	415
0065 FRANKFORT PCT 009	434	451
0066 FRANKFORT PCT 010	451	432
0067 FRANKFORT PCT 011	357	441
0068 FRANKFORT PCT 012	406	465
0069 FRANKFORT PCT 013	379	392
0070 FRANKFORT PCT 014	474	376
0071 FRANKFORT PCT 015	488	349
0072 FRANKFORT PCT 016	447	456
0073 FRANKFORT PCT 017	381	732
0074 FRANKFORT PCT 018	299	595
0075 FRANKFORT PCT 019	419	407
0076 FRANKFORT PCT 020	487	412
0077 FRANKFORT PCT 021	380	478
0078 FRANKFORT PCT 022	379	514
0079 FRANKFORT PCT 023	292	589
0080 FRANKFORT PCT 024	498	360
0081 FRANKFORT PCT 025	356	522
0082 FRANKFORT PCT 026	306	648
0083 FRANKFORT PCT 027	289	499
0084 FRANKFORT PCT 028	456	506
0085 FRANKFORT PCT 029	357	688
0086 GREEN GARDEN PCT 001	312	570
0087 GREEN GARDEN PCT 002	348	534
0088 HOMER PCT 001	439	370
0089 HOMER PCT 002	475	562
0090 HOMER PCT 003	417	445
0091 HOMER PCT 004	404	636
0092 HOMER PCT 005	334	426
0093 HOMER PCT 006	395	495
0094 HOMER PCT 007	435	439
0095 HOMER PCT 008	368	428
0096 HOMER PCT 009	380	354
0097 HOMER PCT 010	464	413
0098 HOMER PCT 011	467	429
0099 HOMER PCT 012	437	597
0100 HOMER PCT 013	474	348
0101 HOMER PCT 014	631	623
0102 HOMER PCT 015	639	494
0103 HOMER PCT 016	366	387
0104 HOMER PCT 017	343	652
0105 HOMER PCT 018	547	457
0106 JACKSON PCT 001	678	349
0107 JACKSON PCT 002	574	391
0108 JOLIET PCT 001	680	147
0109 JOLIET PCT 002	505	185
0110 JOLIET PCT 003	430	145

VOTES PERCENT

CORONER

Vote for not more than 1

01 = Patrick K. O'Neil (DEM)
 02 = Charles Lyons (REP)

153,413 59.42
 104,758 40.58

(CONTINUED FROM PREVIOUS PAGE)

	01	02
0111 JOLIET PCT 004	532	190
0112 JOLIET PCT 005	679	35
0113 JOLIET PCT 006	706	24
0114 JOLIET PCT 007	584	56
0115 JOLIET PCT 008	565	176
0116 JOLIET PCT 009	636	105
0117 JOLIET PCT 010	541	199
0118 JOLIET PCT 011	527	184
0119 JOLIET PCT 012	581	94
0120 JOLIET PCT 013	549	43
0121 JOLIET PCT 014	588	43
0122 JOLIET PCT 015	489	132
0123 JOLIET PCT 016	703	92
0124 JOLIET PCT 017	649	270
0125 JOLIET PCT 018	691	339
0126 JOLIET PCT 019	536	237
0127 JOLIET PCT 020	617	189
0128 JOLIET PCT 021	680	280
0129 JOLIET PCT 022	674	149
0130 JOLIET PCT 023	622	111
0131 JOLIET PCT 024	530	95
0132 JOLIET PCT 025	577	190
0133 JOLIET PCT 026	546	144
0134 JOLIET PCT 027	300	63
0135 JOLIET PCT 028	667	21
0136 JOLIET PCT 029	584	108
0137 JOLIET PCT 030	498	183
0138 JOLIET PCT 031	532	173
0139 JOLIET PCT 032	697	23
0140 JOLIET PCT 033	437	158
0141 JOLIET PCT 034	755	53
0142 JOLIET PCT 035	706	131
0143 JOLIET PCT 036	721	76
0144 JOLIET PCT 037	633	147
0145 LOCKPORT PCT 001	616	814
0146 LOCKPORT PCT 002	644	300
0147 LOCKPORT PCT 003	605	227
0148 LOCKPORT PCT 004	497	214
0149 LOCKPORT PCT 005	534	303
0150 LOCKPORT PCT 006	682	239
0151 LOCKPORT PCT 007	740	226
0152 LOCKPORT PCT 008	641	127
0153 LOCKPORT PCT 009	756	528
0154 LOCKPORT PCT 010	578	274
0155 LOCKPORT PCT 011	623	240
0156 LOCKPORT PCT 012	574	290
0157 LOCKPORT PCT 013	852	802
0158 LOCKPORT PCT 014	534	254
0159 LOCKPORT PCT 015	499	172
0160 LOCKPORT PCT 016	668	268
0161 LOCKPORT PCT 017	731	267
0162 LOCKPORT PCT 018	630	249
0163 LOCKPORT PCT 019	524	305
0164 LOCKPORT PCT 020	486	244
0165 LOCKPORT PCT 021	548	208

VOTES PERCENT

CORONER

Vote for not more than 1

01 = Patrick K. O'Neil (DEM)

153,413 59.42

02 = Charles Lyons (REP)

104,758 40.58

(CONTINUED FROM PREVIOUS PAGE)

01 02

0166 LOCKPORT PCT 022	572	209
0167 LOCKPORT PCT 023	448	143
0168 LOCKPORT PCT 024	595	36
0169 MANHATTAN PCT 001	559	344
0170 MANHATTAN PCT 002	560	401
0171 MANHATTAN PCT 003	587	555
0172 MANHATTAN PCT 004	470	403
0173 MONEE PCT 001	519	198
0174 MONEE PCT 002	782	108
0175 MONEE PCT 003	430	387
0176 MONEE PCT 004	503	433
0177 MONEE PCT 005	802	21
0178 MONEE PCT 006	604	16
0179 MONEE PCT 007	842	32
0180 MONEE PCT 008	359	375
0181 NEW LENOX PCT 001	447	318
0182 NEW LENOX PCT 002	417	408
0183 NEW LENOX PCT 003	405	364
0184 NEW LENOX PCT 004	358	373
0185 NEW LENOX PCT 005	468	416
0186 NEW LENOX PCT 006	414	517
0187 NEW LENOX PCT 007	391	664
0188 NEW LENOX PCT 008	412	544
0189 NEW LENOX PCT 009	525	433
0190 NEW LENOX PCT 010	431	468
0191 NEW LENOX PCT 011	492	438
0192 NEW LENOX PCT 012	467	434
0193 NEW LENOX PCT 013	449	444
0194 NEW LENOX PCT 014	548	513
0195 NEW LENOX PCT 015	406	493
0196 NEW LENOX PCT 016	465	421
0197 NEW LENOX PCT 017	492	461
0198 NEW LENOX PCT 018	425	379
0199 NEW LENOX PCT 019	455	441
0200 NEW LENOX PCT 020	476	571
0201 PEOTONE PCT 001	432	556
0202 PEOTONE PCT 002	382	577
0203 PLAINFIELD PCT 001	440	439
0204 PLAINFIELD PCT 002	424	356
0205 PLAINFIELD PCT 003	395	421
0206 PLAINFIELD PCT 004	304	128
0207 PLAINFIELD PCT 005	522	275
0208 PLAINFIELD PCT 006	542	246
0209 PLAINFIELD PCT 007	627	224
0210 PLAINFIELD PCT 008	549	336
0211 PLAINFIELD PCT 009	504	466
0212 PLAINFIELD PCT 010	462	362
0213 PLAINFIELD PCT 011	296	96
0214 PLAINFIELD PCT 012	565	172
0215 PLAINFIELD PCT 013	483	449
0216 PLAINFIELD PCT 014	463	381
0217 PLAINFIELD PCT 015	468	375
0218 PLAINFIELD PCT 016	553	380
0219 PLAINFIELD PCT 017	543	255
0220 PLAINFIELD PCT 018	590	260

VOTES PERCENT

CORONER

Vote for not more than 1

01 = Patrick K. O'Neil (DEM)

02 = Charles Lyons (REP)

153,413 59.42
 104,758 40.58

(CONTINUED FROM PREVIOUS PAGE)

	01	02
0221 PLAINFIELD PCT 019	471	249
0222 PLAINFIELD PCT 020	481	313
0223 PLAINFIELD PCT 021	477	342
0224 PLAINFIELD PCT 022	415	304
0225 PLAINFIELD PCT 023	521	247
0226 PLAINFIELD PCT 024	584	282
0227 PLAINFIELD PCT 025	529	267
0228 PLAINFIELD PCT 026	497	165
0229 PLAINFIELD PCT 027	575	297
0230 PLAINFIELD PCT 028	486	321
0231 PLAINFIELD PCT 029	473	331
0232 PLAINFIELD PCT 030	515	322
0233 PLAINFIELD PCT 031	503	306
0234 PLAINFIELD PCT 032	502	238
0235 PLAINFIELD PCT 033	584	282
0236 PLAINFIELD PCT 034	401	216
0237 PLAINFIELD PCT 035	506	255
0238 PLAINFIELD PCT 036	480	284
0239 REED PCT 001	518	321
0240 REED PCT 002	454	390
0241 REED PCT 003	516	331
0242 TROY PCT 001	596	228
0243 TROY PCT 002	571	236
0244 TROY PCT 003	527	290
0245 TROY PCT 004	593	246
0246 TROY PCT 005	539	252
0247 TROY PCT 006	421	149
0248 TROY PCT 007	582	341
0249 TROY PCT 008	577	296
0250 TROY PCT 009	605	306
0251 TROY PCT 010	564	405
0252 TROY PCT 011	695	477
0253 TROY PCT 012	687	264
0254 TROY PCT 013	605	473
0255 TROY PCT 014	615	366
0256 TROY PCT 015	640	421
0257 TROY PCT 016	730	291
0258 TROY PCT 017	573	461
0259 TROY PCT 018	529	190
0260 TROY PCT 019	606	164
0261 TROY PCT 020	605	402
0262 TROY PCT 021	468	348
0263 TROY PCT 022	236	248
0264 TROY PCT 023	496	362
0265 WASHINGTON PCT 001	340	502
0266 WASHINGTON PCT 002	402	523
0267 WASHINGTON PCT 003	290	493
0268 WESLEY PCT 001	528	376
0269 WHEATLAND PCT 001	572	490
0270 WHEATLAND PCT 002	323	484
0271 WHEATLAND PCT 003	328	573
0272 WHEATLAND PCT 004	652	414
0273 WHEATLAND PCT 005	403	626
0274 WHEATLAND PCT 006	386	490
0275 WHEATLAND PCT 007	383	581

VOTES PERCENT

CORONER

Vote for not more than 1

01 = Patrick K. O'Neil (DEM)

02 = Charles Lyons (REP)

153,413 59.42
 104,758 40.58

(CONTINUED FROM PREVIOUS PAGE)

	01	02
0276 WHEATLAND PCT 008	379	507
0277 WHEATLAND PCT 009	535	583
0278 WHEATLAND PCT 010	373	573
0279 WHEATLAND PCT 011	356	477
0280 WHEATLAND PCT 012	423	475
0281 WHEATLAND PCT 013	346	444
0282 WHEATLAND PCT 014	456	579
0283 WHEATLAND PCT 015	415	441
0284 WHEATLAND PCT 016	453	554
0285 WHEATLAND PCT 017	491	557
0286 WHEATLAND PCT 018	457	570
0287 WHEATLAND PCT 019	479	310
0288 WHEATLAND PCT 020	314	559
0289 WHEATLAND PCT 021	374	420
0290 WHEATLAND PCT 022	527	291
0291 WHEATLAND PCT 023	558	428
0292 WHEATLAND PCT 024	330	509
0293 WHEATLAND PCT 025	460	551
0294 WHEATLAND PCT 026	440	726
0295 WHEATLAND PCT 027	523	259
0296 WHEATLAND PCT 028	494	584
0297 WHEATLAND PCT 029	524	560
0298 WHEATLAND PCT 030	467	559
0299 WILL PCT 001	273	459
0300 WILMINGTON PCT 001	502	278
0301 WILMINGTON PCT 002	482	320
0302 WILMINGTON PCT 003	503	363
0303 WILTON PCT 001	216	240

VOTES PERCENT

CHIEF EXECUTIVE OFFICER

Vote for not more than 1

01 = Lawrence M. "Larry" Walsh (DEM)	141,037	54.30
02 = Cory Singer (REP)	118,719	45.70

	01	02
0001 CHANNAHON PCT 001	407	517
0002 CHANNAHON PCT 002	514	573
0003 CHANNAHON PCT 003	476	505
0004 CHANNAHON PCT 004	446	452
0005 CHANNAHON PCT 005	440	454
0006 CRETE PCT 001	651	240
0007 CRETE PCT 002	491	268
0008 CRETE PCT 003	390	315
0009 CRETE PCT 004	561	370
0010 CRETE PCT 005	665	260
0011 CRETE PCT 006	482	471
0012 CRETE PCT 007	598	310
0013 CRETE PCT 008	519	404
0014 CRETE PCT 009	371	452
0015 CRETE PCT 010	292	354
0016 CRETE PCT 011	275	481
0017 CRETE PCT 012	357	407
0018 CUSTER PCT 001	325	373
0019 DU PAGE PCT 001	505	567
0020 DU PAGE PCT 002	365	615
0021 DU PAGE PCT 003	401	640
0022 DU PAGE PCT 004	417	379
0023 DU PAGE PCT 005	480	306
0024 DU PAGE PCT 006	493	320
0025 DU PAGE PCT 007	355	561
0026 DU PAGE PCT 008	625	220
0027 DU PAGE PCT 009	404	296
0028 DU PAGE PCT 010	595	295
0029 DU PAGE PCT 011	627	233
0030 DU PAGE PCT 012	603	268
0031 DU PAGE PCT 013	682	249
0032 DU PAGE PCT 014	590	320
0033 DU PAGE PCT 015	539	272
0034 DU PAGE PCT 016	583	278
0035 DU PAGE PCT 017	641	307
0036 DU PAGE PCT 018	599	279
0037 DU PAGE PCT 019	587	237
0038 DU PAGE PCT 020	597	187
0039 DU PAGE PCT 021	625	266
0040 DU PAGE PCT 022	560	309
0041 DU PAGE PCT 023	584	258
0042 DU PAGE PCT 024	473	217
0043 DU PAGE PCT 025	572	260
0044 DU PAGE PCT 026	490	217
0045 DU PAGE PCT 027	666	208
0046 DU PAGE PCT 028	599	188
0047 DU PAGE PCT 029	574	279
0048 DU PAGE PCT 030	597	188
0049 DU PAGE PCT 031	475	342
0050 DU PAGE PCT 032	548	353
0051 DU PAGE PCT 033	536	331
0052 DU PAGE PCT 034	332	476
0053 DU PAGE PCT 035	414	111
0054 DU PAGE PCT 036	609	339
0055 DU PAGE PCT 037	510	303

**For City of Aurora details
 refer to that section of this book.**

VOTES PERCENT

CHIEF EXECUTIVE OFFICER

Vote for not more than 1

01 = Lawrence M. "Larry" Walsh (DEM) 141,037 54.30
 02 = Cory Singer (REP) 118,719 45.70

(CONTINUED FROM PREVIOUS PAGE)

	01	02
0056 FLORENCE PCT 001	215	190
0057 FRANKFORT PCT 001	359	570
0058 FRANKFORT PCT 002	342	586
0059 FRANKFORT PCT 003	393	483
0060 FRANKFORT PCT 004	364	458
0061 FRANKFORT PCT 005	353	508
0062 FRANKFORT PCT 006	315	496
0063 FRANKFORT PCT 007	361	485
0064 FRANKFORT PCT 008	380	472
0065 FRANKFORT PCT 009	403	484
0066 FRANKFORT PCT 010	438	449
0067 FRANKFORT PCT 011	318	495
0068 FRANKFORT PCT 012	346	536
0069 FRANKFORT PCT 013	324	463
0070 FRANKFORT PCT 014	430	427
0071 FRANKFORT PCT 015	448	405
0072 FRANKFORT PCT 016	398	520
0073 FRANKFORT PCT 017	326	804
0074 FRANKFORT PCT 018	251	680
0075 FRANKFORT PCT 019	362	462
0076 FRANKFORT PCT 020	429	484
0077 FRANKFORT PCT 021	325	550
0078 FRANKFORT PCT 022	358	546
0079 FRANKFORT PCT 023	259	654
0080 FRANKFORT PCT 024	459	402
0081 FRANKFORT PCT 025	283	618
0082 FRANKFORT PCT 026	280	698
0083 FRANKFORT PCT 027	226	570
0084 FRANKFORT PCT 028	360	617
0085 FRANKFORT PCT 029	285	781
0086 GREEN GARDEN PCT 001	306	588
0087 GREEN GARDEN PCT 002	327	580
0088 HOMER PCT 001	364	431
0089 HOMER PCT 002	407	639
0090 HOMER PCT 003	353	520
0091 HOMER PCT 004	376	673
0092 HOMER PCT 005	293	473
0093 HOMER PCT 006	369	520
0094 HOMER PCT 007	374	495
0095 HOMER PCT 008	312	486
0096 HOMER PCT 009	352	374
0097 HOMER PCT 010	387	482
0098 HOMER PCT 011	394	500
0099 HOMER PCT 012	384	652
0100 HOMER PCT 013	363	454
0101 HOMER PCT 014	544	703
0102 HOMER PCT 015	518	600
0103 HOMER PCT 016	310	444
0104 HOMER PCT 017	317	678
0105 HOMER PCT 018	470	526
0106 JACKSON PCT 001	573	463
0107 JACKSON PCT 002	519	470
0108 JOLIET PCT 001	669	164
0109 JOLIET PCT 002	467	220
0110 JOLIET PCT 003	391	184

VOTES PERCENT

CHIEF EXECUTIVE OFFICER

Vote for not more than 1

01 = Lawrence M. "Larry" Walsh (DEM)
 02 = Cory Singer (REP)

141,037 54.30
 118,719 45.70

(CONTINUED FROM PREVIOUS PAGE)

 01 02

0111 JOLIET PCT 004	494	229
0112 JOLIET PCT 005	678	40
0113 JOLIET PCT 006	697	32
0114 JOLIET PCT 007	559	80
0115 JOLIET PCT 008	516	221
0116 JOLIET PCT 009	595	152
0117 JOLIET PCT 010	508	239
0118 JOLIET PCT 011	506	213
0119 JOLIET PCT 012	558	120
0120 JOLIET PCT 013	544	49
0121 JOLIET PCT 014	585	53
0122 JOLIET PCT 015	465	158
0123 JOLIET PCT 016	679	111
0124 JOLIET PCT 017	585	330
0125 JOLIET PCT 018	629	400
0126 JOLIET PCT 019	508	267
0127 JOLIET PCT 020	592	220
0128 JOLIET PCT 021	636	322
0129 JOLIET PCT 022	624	197
0130 JOLIET PCT 023	610	122
0131 JOLIET PCT 024	512	110
0132 JOLIET PCT 025	530	246
0133 JOLIET PCT 026	525	161
0134 JOLIET PCT 027	283	78
0135 JOLIET PCT 028	666	31
0136 JOLIET PCT 029	551	138
0137 JOLIET PCT 030	461	232
0138 JOLIET PCT 031	494	210
0139 JOLIET PCT 032	689	33
0140 JOLIET PCT 033	404	191
0141 JOLIET PCT 034	758	67
0142 JOLIET PCT 035	677	168
0143 JOLIET PCT 036	696	101
0144 JOLIET PCT 037	607	178
0145 LOCKPORT PCT 001	599	848
0146 LOCKPORT PCT 002	620	322
0147 LOCKPORT PCT 003	575	254
0148 LOCKPORT PCT 004	445	265
0149 LOCKPORT PCT 005	444	391
0150 LOCKPORT PCT 006	652	277
0151 LOCKPORT PCT 007	736	229
0152 LOCKPORT PCT 008	639	136
0153 LOCKPORT PCT 009	688	591
0154 LOCKPORT PCT 010	466	376
0155 LOCKPORT PCT 011	487	371
0156 LOCKPORT PCT 012	449	398
0157 LOCKPORT PCT 013	775	886
0158 LOCKPORT PCT 014	472	314
0159 LOCKPORT PCT 015	475	202
0160 LOCKPORT PCT 016	524	406
0161 LOCKPORT PCT 017	518	466
0162 LOCKPORT PCT 018	526	344
0163 LOCKPORT PCT 019	453	377
0164 LOCKPORT PCT 020	449	288
0165 LOCKPORT PCT 021	511	249

VOTES PERCENT

CHIEF EXECUTIVE OFFICER

Vote for not more than 1

01 = Lawrence M. "Larry" Walsh (DEM)

141,037 54.30

02 = Cory Singer (REP)

118,719 45.70

(CONTINUED FROM PREVIOUS PAGE)

01 02

	01	02
0166 LOCKPORT PCT 022	484	304
0167 LOCKPORT PCT 023	401	194
0168 LOCKPORT PCT 024	585	50
0169 MANHATTAN PCT 001	506	426
0170 MANHATTAN PCT 002	510	471
0171 MANHATTAN PCT 003	529	636
0172 MANHATTAN PCT 004	435	465
0173 MONEE PCT 001	498	220
0174 MONEE PCT 002	777	125
0175 MONEE PCT 003	397	431
0176 MONEE PCT 004	463	483
0177 MONEE PCT 005	793	25
0178 MONEE PCT 006	596	24
0179 MONEE PCT 007	817	55
0180 MONEE PCT 008	339	402
0181 NEW LENOX PCT 001	403	365
0182 NEW LENOX PCT 002	346	492
0183 NEW LENOX PCT 003	322	451
0184 NEW LENOX PCT 004	316	427
0185 NEW LENOX PCT 005	372	515
0186 NEW LENOX PCT 006	356	584
0187 NEW LENOX PCT 007	342	724
0188 NEW LENOX PCT 008	328	634
0189 NEW LENOX PCT 009	448	522
0190 NEW LENOX PCT 010	375	542
0191 NEW LENOX PCT 011	398	550
0192 NEW LENOX PCT 012	401	511
0193 NEW LENOX PCT 013	366	530
0194 NEW LENOX PCT 014	431	636
0195 NEW LENOX PCT 015	334	576
0196 NEW LENOX PCT 016	390	502
0197 NEW LENOX PCT 017	412	550
0198 NEW LENOX PCT 018	359	452
0199 NEW LENOX PCT 019	389	516
0200 NEW LENOX PCT 020	404	662
0201 PEOTONE PCT 001	371	637
0202 PEOTONE PCT 002	347	632
0203 PLAINFIELD PCT 001	412	477
0204 PLAINFIELD PCT 002	384	393
0205 PLAINFIELD PCT 003	366	447
0206 PLAINFIELD PCT 004	292	144
0207 PLAINFIELD PCT 005	501	300
0208 PLAINFIELD PCT 006	526	268
0209 PLAINFIELD PCT 007	613	241
0210 PLAINFIELD PCT 008	488	398
0211 PLAINFIELD PCT 009	447	525
0212 PLAINFIELD PCT 010	411	405
0213 PLAINFIELD PCT 011	279	115
0214 PLAINFIELD PCT 012	531	211
0215 PLAINFIELD PCT 013	437	497
0216 PLAINFIELD PCT 014	430	424
0217 PLAINFIELD PCT 015	375	471
0218 PLAINFIELD PCT 016	478	461
0219 PLAINFIELD PCT 017	502	301
0220 PLAINFIELD PCT 018	552	290

VOTES PERCENT

CHIEF EXECUTIVE OFFICER

Vote for not more than 1

01 = Lawrence M. "Larry" Walsh (DEM)

141,037 54.30

02 = Cory Singer (REP)

118,719 45.70

(CONTINUED FROM PREVIOUS PAGE)

	01	02
0221 PLAINFIELD PCT 019	442	276
0222 PLAINFIELD PCT 020	460	332
0223 PLAINFIELD PCT 021	413	416
0224 PLAINFIELD PCT 022	369	345
0225 PLAINFIELD PCT 023	465	309
0226 PLAINFIELD PCT 024	502	364
0227 PLAINFIELD PCT 025	496	309
0228 PLAINFIELD PCT 026	477	184
0229 PLAINFIELD PCT 027	554	330
0230 PLAINFIELD PCT 028	458	345
0231 PLAINFIELD PCT 029	442	364
0232 PLAINFIELD PCT 030	464	377
0233 PLAINFIELD PCT 031	465	340
0234 PLAINFIELD PCT 032	476	277
0235 PLAINFIELD PCT 033	522	339
0236 PLAINFIELD PCT 034	386	228
0237 PLAINFIELD PCT 035	486	278
0238 PLAINFIELD PCT 036	436	327
0239 REED PCT 001	451	392
0240 REED PCT 002	432	415
0241 REED PCT 003	452	407
0242 TROY PCT 001	568	257
0243 TROY PCT 002	526	285
0244 TROY PCT 003	493	326
0245 TROY PCT 004	535	301
0246 TROY PCT 005	480	319
0247 TROY PCT 006	399	171
0248 TROY PCT 007	545	381
0249 TROY PCT 008	523	346
0250 TROY PCT 009	541	378
0251 TROY PCT 010	516	462
0252 TROY PCT 011	559	613
0253 TROY PCT 012	617	338
0254 TROY PCT 013	536	542
0255 TROY PCT 014	504	486
0256 TROY PCT 015	551	506
0257 TROY PCT 016	657	365
0258 TROY PCT 017	493	542
0259 TROY PCT 018	510	219
0260 TROY PCT 019	577	188
0261 TROY PCT 020	535	472
0262 TROY PCT 021	406	414
0263 TROY PCT 022	209	276
0264 TROY PCT 023	446	413
0265 WASHINGTON PCT 001	282	570
0266 WASHINGTON PCT 002	340	602
0267 WASHINGTON PCT 003	261	547
0268 WESLEY PCT 001	483	433
0269 WHEATLAND PCT 001	548	512
0270 WHEATLAND PCT 002	324	489
0271 WHEATLAND PCT 003	312	593
0272 WHEATLAND PCT 004	617	457
0273 WHEATLAND PCT 005	372	672
0274 WHEATLAND PCT 006	355	540
0275 WHEATLAND PCT 007	376	593

VOTES PERCENT

CHIEF EXECUTIVE OFFICER

Vote for not more than 1

01 = Lawrence M. "Larry" Walsh (DEM)	141,037	54.30
02 = Cory Singer (REP)	118,719	45.70

(CONTINUED FROM PREVIOUS PAGE)

 01 02

0276 WHEATLAND PCT 008	355	543
0277 WHEATLAND PCT 009	522	615
0278 WHEATLAND PCT 010	356	608
0279 WHEATLAND PCT 011	330	503
0280 WHEATLAND PCT 012	400	506
0281 WHEATLAND PCT 013	332	475
0282 WHEATLAND PCT 014	406	642
0283 WHEATLAND PCT 015	387	473
0284 WHEATLAND PCT 016	425	595
0285 WHEATLAND PCT 017	454	603
0286 WHEATLAND PCT 018	422	612
0287 WHEATLAND PCT 019	467	323
0288 WHEATLAND PCT 020	291	600
0289 WHEATLAND PCT 021	348	455
0290 WHEATLAND PCT 022	524	293
0291 WHEATLAND PCT 023	530	459
0292 WHEATLAND PCT 024	317	524
0293 WHEATLAND PCT 025	434	578
0294 WHEATLAND PCT 026	422	757
0295 WHEATLAND PCT 027	515	268
0296 WHEATLAND PCT 028	467	606
0297 WHEATLAND PCT 029	496	595
0298 WHEATLAND PCT 030	445	578
0299 WILL PCT 001	225	526
0300 WILMINGTON PCT 001	460	332
0301 WILMINGTON PCT 002	439	366
0302 WILMINGTON PCT 003	503	378
0303 WILTON PCT 001	192	274



Nancy Schultz Voots

W I L L C O U N T Y C L E R K

The background of the cover features a stylized American flag with a blue field containing white stars and a white field with red and blue stripes. The text is overlaid on this background.

**EDUCATION
SERVICE
REGION
SUMMARY**

**(IROQUOIS/KANKAKEE COUNTIES
UNEXPIRED 2 YEAR TERM)**

ABSTRACT OF VOTES

Iroquois & Kankakee Co.
GENERAL ELECTION
NOVEMBER 6, 2012

OFFICIAL RESULTS

REPORT-EL86 PAGE 001

01 = BALLOTS CAST

VOTES PERCENT

19

REGIONAL SUPERINTENDENT OF SCHOOLS
(IROQUOIS & KANKAKEE COUNTIES)

Vote for not more than 1

02 = No Candidate (DEM)

03 = Gregg Murphy (REP)

VOTES PERCENT

0

16 100.00

01 02 03


19 0 16

0268 WESLEY PCT 001



Nancy Schultz Voots

W I L L C O U N T Y C L E R K



**COUNTY
BOARD
SUMMARY**

**(DISTRICTS 1, 2, 3, 4, 5, 6,
7, 8, 9, 10, 11, 12 & 13)**

01 = BALLOTS CAST

VOTES PERCENT
 22,741

COUNTY BOARD MEMBER DISTRICT ONE

Vote for not more than 2

02 = Robert E. Howard (DEM)

03 = David M. Fazzini (DEM)

04 = Judy Ogalla (REP)

05 = Kent B. Heisner (REP)

VOTES PERCENT
 10,012 29.52
 7,545 22.24
 8,664 25.54
 7,698 22.70

	01	02	03	04	05
0006 CRETE PCT 001	924	492	423	202	197
0007 CRETE PCT 002	794	427	353	203	214
0008 CRETE PCT 003	753	312	305	254	234
0009 CRETE PCT 004	968	469	384	298	298
0010 CRETE PCT 005	961	564	444	240	187
0011 CRETE PCT 006	993	372	319	424	378
0012 CRETE PCT 007	944	534	312	280	242
0013 CRETE PCT 008	957	434	329	343	314
0014 CRETE PCT 009	850	283	292	382	380
0015 CRETE PCT 010	681	240	199	319	266
0016 CRETE PCT 011	791	225	185	433	380
0017 CRETE PCT 012	793	277	216	351	351
0173 MONEE PCT 001	744	409	323	202	167
0174 MONEE PCT 002	939	615	497	109	94
0175 MONEE PCT 003	876	309	264	398	309
0176 MONEE PCT 004	985	391	309	442	333
0177 MONEE PCT 005	851	652	422	26	16
0178 MONEE PCT 006	637	505	349	22	12
0179 MONEE PCT 007	909	726	435	43	33
0180 MONEE PCT 008	780	248	206	396	320
0201 PEOTONE PCT 001	1040	190	169	702	642
0202 PEOTONE PCT 002	1012	188	179	639	611
0265 WASHINGTON PCT 001	912	357	160	459	423
0266 WASHINGTON PCT 002	992	376	214	481	435
0267 WASHINGTON PCT 003	859	303	124	466	381
0299 WILL PCT 001	796	114	133	550	481

01 = BALLOTS CAST

VOTES PERCENT
 24,116

COUNTY BOARD MEMBER DISTRICT TWO
 Vote for not more than 2
 02 = Mario P. Carlisare (DEM)
 03 = Jim Moustis (REP)
 04 = Dave Izzo (REP)

VOTES PERCENT
 9,079 26.59
 13,018 38.12
 12,052 35.29

	01	02	03	04
0059 FRANKFORT PCT 003	945	370	457	488
0064 FRANKFORT PCT 008	908	357	469	382
0065 FRANKFORT PCT 009	957	362	448	526
0066 FRANKFORT PCT 010	941	407	465	439
0070 FRANKFORT PCT 014	923	387	463	391
0071 FRANKFORT PCT 015	907	398	481	356
0072 FRANKFORT PCT 016	959	387	529	439
0074 FRANKFORT PCT 018	975	292	617	583
0075 FRANKFORT PCT 019	887	346	482	370
0076 FRANKFORT PCT 020	976	434	530	402
0077 FRANKFORT PCT 021	914	356	508	473
0078 FRANKFORT PCT 022	973	370	512	511
0079 FRANKFORT PCT 023	981	300	563	568
0080 FRANKFORT PCT 024	907	459	404	365
0081 FRANKFORT PCT 025	950	369	545	494
0082 FRANKFORT PCT 026	1023	320	610	581
0083 FRANKFORT PCT 027	841	260	469	475
0084 FRANKFORT PCT 028	1017	418	530	508
0085 FRANKFORT PCT 029	1102	330	650	630
0086 GREEN GARDEN PCT 001	924	259	565	546
0087 GREEN GARDEN PCT 002	940	291	556	545
0169 MANHATTAN PCT 001	969	422	474	433
0170 MANHATTAN PCT 002	1025	400	531	488
0171 MANHATTAN PCT 003	1211	402	706	607
0172 MANHATTAN PCT 004	961	383	454	452

01 = BALLOTS CAST

VOTES PERCENT
 17,754

COUNTY BOARD MEMBER DISTRICT THREE

Vote for not more than 2

- 02 = Elizabeth J. "Beth" Rice (DEM)
- 03 = Donald A. Moran (DEM)
- 04 = Stephen J. Engel (REP)
- 05 = Victor D. Zack (REP)

VOTES PERCENT
 10,135 36.40
 7,049 25.32
 5,721 20.55
 4,937 17.73

 01 02 03 04 05

0027 DU PAGE PCT 009	738	393	255	280	228
0032 DU PAGE PCT 014	963	544	375	337	281
0033 DU PAGE PCT 015	844	500	355	268	221
0041 DU PAGE PCT 023	875	543	361	244	208
0047 DU PAGE PCT 029	906	530	362	272	225
0049 DU PAGE PCT 031	850	439	319	340	282
0050 DU PAGE PCT 032	954	487	356	378	316
0051 DU PAGE PCT 033	910	469	373	331	293
0053 DU PAGE PCT 035	554	384	246	106	97
0054 DU PAGE PCT 036	993	513	409	392	346
0055 DU PAGE PCT 037	846	411	317	340	294
0146 LOCKPORT PCT 002	981	533	413	336	342
0147 LOCKPORT PCT 003	877	499	374	273	255
0148 LOCKPORT PCT 004	751	405	297	255	238
0150 LOCKPORT PCT 006	966	576	378	257	228
0151 LOCKPORT PCT 007	993	632	381	240	187
0152 LOCKPORT PCT 008	796	549	351	142	107
0213 PLAINFIELD PCT 011	411	251	142	105	88
0287 WHEATLAND PCT 019	845	481	301	289	226
0290 WHEATLAND PCT 022	879	523	369	284	235
0295 WHEATLAND PCT 027	822	473	315	252	240

01 = BALLOTS CAST

VOTES PERCENT
 18,401

COUNTY BOARD MEMBER DISTRICT FOUR

Vote for not more than 2

- 02 = Jacqueline L. Traynere (DEM)
- 03 = Kenneth Harris (DEM)
- 04 = Kenneth R. Cygan (REP)
- 05 = Felix George (REP)

VOTES PERCENT
 10,856 37.18
 8,191 28.05
 5,205 17.83
 4,945 16.94

	01	02	03	04	05
0022 DU PAGE PCT 004	853	389	294	356	327
0023 DU PAGE PCT 005	835	418	348	307	302
0024 DU PAGE PCT 006	854	465	331	307	280
0026 DU PAGE PCT 008	887	567	429	221	227
0028 DU PAGE PCT 010	936	544	405	291	268
0029 DU PAGE PCT 011	896	541	397	232	233
0030 DU PAGE PCT 012	908	535	403	273	269
0031 DU PAGE PCT 013	993	599	423	252	245
0034 DU PAGE PCT 016	901	530	395	267	258
0035 DU PAGE PCT 017	999	572	484	299	253
0036 DU PAGE PCT 018	908	540	421	251	258
0037 DU PAGE PCT 019	872	510	387	229	219
0038 DU PAGE PCT 020	808	537	425	184	170
0039 DU PAGE PCT 021	931	564	431	250	232
0040 DU PAGE PCT 022	923	499	378	293	281
0042 DU PAGE PCT 024	726	417	318	210	199
0043 DU PAGE PCT 025	866	512	374	244	212
0044 DU PAGE PCT 026	739	450	331	205	192
0045 DU PAGE PCT 027	910	596	428	192	188
0046 DU PAGE PCT 028	829	527	396	182	170
0048 DU PAGE PCT 030	827	544	393	160	162

01 = BALLOTS CAST

VOTES PERCENT
15,610

COUNTY BOARD MEMBER DISTRICT FIVE

VOTES PERCENT

Vote for not more than 2

02 = Reed Bible (DEM)

6,293 30.96

03 = Lee Ann Goodson (REP)

7,255 35.69

04 = John F. Argoudelis (REP)

6,780 33.35

	01	02	03	04
0203 PLAINFIELD PCT 001	936	394	400	398
0204 PLAINFIELD PCT 002	828	348	375	351
0205 PLAINFIELD PCT 003	864	299	440	429
0206 PLAINFIELD PCT 004	463	275	154	101
0210 PLAINFIELD PCT 008	941	447	384	370
0211 PLAINFIELD PCT 009	1041	376	525	501
0212 PLAINFIELD PCT 010	874	310	469	464
0215 PLAINFIELD PCT 013	987	374	505	473
0216 PLAINFIELD PCT 014	901	336	456	408
0269 WHEATLAND PCT 001	1147	524	449	437
0284 WHEATLAND PCT 016	1078	423	507	479
0291 WHEATLAND PCT 023	1072	515	438	385
0293 WHEATLAND PCT 025	1089	398	527	467
0296 WHEATLAND PCT 028	1138	431	550	495
0297 WHEATLAND PCT 029	1156	464	530	500
0298 WHEATLAND PCT 030	1095	379	546	522

**For City of Aurora details
refer to that section of this book.**

01 = BALLOTS CAST

VOTES PERCENT
 25,018

COUNTY BOARD MEMBER DISTRICT SIX
 Vote for not more than 2
 02 = Mike O'Connell (DEM)
 03 = Tim Vanderhyden (DEM)
 04 = Don Gould (REP)
 05 = Ragan Freitag (REP)

VOTES PERCENT
 10,104 23.57
 8,430 19.66
 13,017 30.36
 11,319 26.40

	01	02	03	04	05
0001 CHANNAHON PCT 001	965	356	301	550	459
0002 CHANNAHON PCT 002	1127	428	339	647	547
0003 CHANNAHON PCT 003	1027	370	355	571	479
0004 CHANNAHON PCT 004	937	390	319	501	422
0005 CHANNAHON PCT 005	935	383	297	478	401
0018 CUSTER PCT 001	718	248	265	382	370
0056 FLORENCE PCT 001	422	131	162	189	250
0106 JACKSON PCT 001	1058	490	538	445	355
0107 JACKSON PCT 002	1005	495	501	437	350
0140 JOLIET PCT 033	617	291	226	328	187
0239 REED PCT 001	867	357	314	417	401
0240 REED PCT 002	874	357	317	415	402
0241 REED PCT 003	888	369	327	417	395
0248 TROY PCT 007	969	471	269	444	349
0251 TROY PCT 010	1006	419	291	555	427
0254 TROY PCT 013	1126	522	367	564	500
0255 TROY PCT 014	1039	432	267	611	451
0256 TROY PCT 015	1078	481	309	600	437
0258 TROY PCT 017	1074	407	280	663	485
0261 TROY PCT 020	1061	481	341	544	434
0262 TROY PCT 021	848	327	238	497	390
0263 TROY PCT 022	504	131	117	353	273
0264 TROY PCT 023	894	350	289	488	380
0268 WESLEY PCT 001	949	334	320	453	538
0300 WILMINGTON PCT 001	815	322	324	351	411
0301 WILMINGTON PCT 002	837	332	307	392	415
0302 WILMINGTON PCT 003	904	281	300	440	562
0303 WILTON PCT 001	474	149	150	285	249

01 = BALLOTS CAST

VOTES PERCENT
 22,860

COUNTY BOARD MEMBER DISTRICT SEVEN

Vote for not more than 2

02 = Chester J. Strzelczyk, III (DEM)

03 = Mike Fricilone (REP)

04 = Stephen J. Balich (REP)

VOTES PERCENT
 8,967 28.97
 10,877 35.15
 11,104 35.88

	01	02	03	04
0088 HOMER PCT 001	853	331	378	424
0089 HOMER PCT 002	1111	374	567	616
0090 HOMER PCT 003	923	332	494	476
0091 HOMER PCT 004	1097	323	667	614
0092 HOMER PCT 005	839	292	488	419
0093 HOMER PCT 006	934	347	481	507
0094 HOMER PCT 007	948	345	465	467
0095 HOMER PCT 008	854	303	440	471
0096 HOMER PCT 009	784	323	367	404
0097 HOMER PCT 010	949	371	431	459
0098 HOMER PCT 011	959	385	454	480
0099 HOMER PCT 012	1098	347	602	609
0100 HOMER PCT 013	881	327	408	424
0101 HOMER PCT 014	1358	510	609	636
0103 HOMER PCT 016	798	291	410	425
0104 HOMER PCT 017	1049	303	600	632
0149 LOCKPORT PCT 005	886	391	384	378
0154 LOCKPORT PCT 010	913	449	360	356
0155 LOCKPORT PCT 011	899	428	346	369
0156 LOCKPORT PCT 012	904	421	342	330
0160 LOCKPORT PCT 016	973	496	375	364
0161 LOCKPORT PCT 017	1039	451	504	465
0162 LOCKPORT PCT 018	930	487	321	334
0182 NEW LENOX PCT 002	881	340	384	445

01 = BALLOTS CAST

VOTES PERCENT
 16,057

COUNTY BOARD MEMBER DISTRICT EIGHT

VOTES PERCENT
 11,670 63.20
 6,796 36.80
 0

Vote for not more than 2
 02 = Denise E. Winfrey (DEM)
 03 = Herbert Brooks, Jr. (DEM)
 04 = No Candidate (REP)

	01	02	03	04
0112 JOLIET PCT 005	751	576	303	0
0113 JOLIET PCT 006	756	562	310	0
0114 JOLIET PCT 007	674	473	321	0
0120 JOLIET PCT 013	610	470	220	0
0121 JOLIET PCT 014	666	538	188	0
0122 JOLIET PCT 015	645	462	242	0
0123 JOLIET PCT 016	822	598	376	0
0131 JOLIET PCT 024	653	453	273	0
0132 JOLIET PCT 025	798	576	339	0
0133 JOLIET PCT 026	711	507	290	0
0134 JOLIET PCT 027	375	268	152	0
0135 JOLIET PCT 028	733	542	294	0
0136 JOLIET PCT 029	710	543	318	0
0137 JOLIET PCT 030	716	474	294	0
0138 JOLIET PCT 031	729	509	319	0
0139 JOLIET PCT 032	752	550	328	0
0141 JOLIET PCT 034	852	655	393	0
0142 JOLIET PCT 035	896	646	421	0
0143 JOLIET PCT 036	827	605	400	0
0144 JOLIET PCT 037	810	600	367	0
0259 TROY PCT 018	761	521	306	0
0260 TROY PCT 019	810	542	342	0

01 = BALLOTS CAST

VOTES PERCENT
 20,364

COUNTY BOARD MEMBER DISTRICT NINE

Vote for not more than 2

- 02 = Walter G. Adamic (DEM)
- 03 = Diane H. Seiler-Zigrossi (DEM)
- 04 = Catherine Perretta (REP)
- 05 = Ignacio G. "Jerry" Ramirez (REP)

VOTES PERCENT

10,388 31.91
 9,228 28.35
 7,517 23.09
 5,421 16.65

 01 02 03 04 05

0102 HOMER PCT 015	1195	336	372	739	402
0105 HOMER PCT 018	1062	327	365	569	386
0108 JOLIET PCT 001	861	561	462	173	136
0109 JOLIET PCT 002	722	392	335	246	185
0110 JOLIET PCT 003	598	365	272	183	121
0111 JOLIET PCT 004	750	438	364	240	164
0115 JOLIET PCT 008	759	435	368	226	165
0116 JOLIET PCT 009	764	494	422	140	99
0117 JOLIET PCT 010	770	465	367	247	178
0118 JOLIET PCT 011	753	444	368	208	160
0119 JOLIET PCT 012	705	472	374	96	112
0126 JOLIET PCT 019	797	466	369	280	210
0157 LOCKPORT PCT 013	1701	692	663	933	674
0158 LOCKPORT PCT 014	819	388	357	305	246
0159 LOCKPORT PCT 015	710	375	343	200	188
0163 LOCKPORT PCT 019	882	387	387	415	277
0164 LOCKPORT PCT 020	764	365	324	294	216
0165 LOCKPORT PCT 021	798	435	405	259	188
0166 LOCKPORT PCT 022	805	452	420	297	216
0167 LOCKPORT PCT 023	619	348	320	197	143
0168 LOCKPORT PCT 024	665	499	406	45	38
0181 NEW LENOX PCT 001	816	311	304	371	273
0183 NEW LENOX PCT 003	819	290	275	430	331
0236 PLAINFIELD PCT 034	644	299	277	244	172
0247 TROY PCT 006	586	352	309	180	141

01 = BALLOTS CAST

VOTES PERCENT
 19,783

COUNTY BOARD MEMBER DISTRICT TEN

Vote for not more than 2

02 = Stephen M. Wilhelmi (DEM)

03 = Joseph M. Babich (DEM)

04 = Sharon Cemeno Hicks (REP)

05 = Christine Boban-Merriman (REP)

VOTES PERCENT

10,344 32.35

8,527 26.67

7,443 23.28

5,657 17.69

 01 02 03 04 05

0124 JOLIET PCT 017	946	525	436	393	272
0125 JOLIET PCT 018	1067	544	470	454	380
0127 JOLIET PCT 020	850	536	433	246	181
0128 JOLIET PCT 021	990	563	499	342	248
0129 JOLIET PCT 022	851	575	440	202	160
0130 JOLIET PCT 023	779	517	371	132	107
0227 PLAINFIELD PCT 025	844	386	342	286	229
0228 PLAINFIELD PCT 026	695	370	305	183	162
0229 PLAINFIELD PCT 027	923	441	381	347	273
0230 PLAINFIELD PCT 028	851	366	300	348	283
0231 PLAINFIELD PCT 029	843	373	301	384	298
0237 PLAINFIELD PCT 035	798	372	335	271	224
0242 TROY PCT 001	859	441	349	275	181
0243 TROY PCT 002	850	426	339	297	229
0244 TROY PCT 003	858	396	339	332	267
0245 TROY PCT 004	864	490	392	341	207
0246 TROY PCT 005	822	432	362	349	263
0249 TROY PCT 008	899	453	406	376	285
0250 TROY PCT 009	935	467	393	421	295
0252 TROY PCT 011	1211	547	415	631	512
0253 TROY PCT 012	983	521	427	442	301
0257 TROY PCT 016	1065	603	492	391	300

01 = BALLOTS CAST

VOTES PERCENT
 23,356

COUNTY BOARD MEMBER DISTRICT ELEVEN

Vote for not more than 2

02 = Chris Michael Griffin (DEM)

03 = Suzanne Hart (REP)

04 = Charles "Chuck" Maher (REP)

VOTES PERCENT
 8,984 28.20
 12,045 37.81
 10,826 33.99

	01	02	03	04
0019 DU PAGE PCT 001	1153	506	535	461
0020 DU PAGE PCT 002	1058	407	731	601
0021 DU PAGE PCT 003	1144	430	609	507
0025 DU PAGE PCT 007	1006	367	602	531
0270 WHEATLAND PCT 002	869	326	485	407
0271 WHEATLAND PCT 003	958	309	539	481
0272 WHEATLAND PCT 004	1154	626	419	344
0273 WHEATLAND PCT 005	1123	379	568	525
0274 WHEATLAND PCT 006	945	363	464	503
0275 WHEATLAND PCT 007	1033	373	553	517
0276 WHEATLAND PCT 008	977	363	506	433
0277 WHEATLAND PCT 009	1197	490	577	633
0278 WHEATLAND PCT 010	1027	371	547	481
0279 WHEATLAND PCT 011	889	348	477	388
0280 WHEATLAND PCT 012	974	396	463	402
0281 WHEATLAND PCT 013	871	329	408	386
0282 WHEATLAND PCT 014	1124	398	588	544
0283 WHEATLAND PCT 015	921	386	439	407
0285 WHEATLAND PCT 017	1136	462	547	494
0286 WHEATLAND PCT 018	1113	404	601	525
0288 WHEATLAND PCT 020	933	301	530	490
0289 WHEATLAND PCT 021	851	343	415	361
0292 WHEATLAND PCT 024	900	307	442	405

01 = BALLOTS CAST

VOTES PERCENT
 26,203

COUNTY BOARD MEMBER DISTRICT TWELVE

VOTES PERCENT

Vote for not more than 2

02 = Santino Lettieri (DEM)	7,222	16.76
03 = John J. Sanchez, Jr. (DEM)	7,193	16.70
04 = Margo McDermed (REP)	13,362	31.01
05 = Tom Weigel (REP)	15,307	35.53

	01	02	03	04	05
0057 FRANKFORT PCT 001	978	293	270	503	546
0058 FRANKFORT PCT 002	996	293	281	539	550
0060 FRANKFORT PCT 004	888	293	278	388	439
0061 FRANKFORT PCT 005	912	287	275	454	473
0062 FRANKFORT PCT 006	878	290	253	442	468
0063 FRANKFORT PCT 007	912	298	283	437	475
0067 FRANKFORT PCT 011	867	262	241	468	470
0068 FRANKFORT PCT 012	961	267	257	504	543
0069 FRANKFORT PCT 013	844	267	263	417	467
0073 FRANKFORT PCT 017	1212	278	254	749	763
0184 NEW LENOX PCT 004	772	208	213	395	473
0185 NEW LENOX PCT 005	939	245	282	457	543
0186 NEW LENOX PCT 006	996	241	233	535	615
0187 NEW LENOX PCT 007	1131	260	246	668	728
0188 NEW LENOX PCT 008	1014	252	245	575	655
0189 NEW LENOX PCT 009	1016	282	284	447	621
0190 NEW LENOX PCT 010	977	221	237	519	635
0191 NEW LENOX PCT 011	998	271	276	482	588
0192 NEW LENOX PCT 012	964	275	281	416	550
0193 NEW LENOX PCT 013	942	274	284	467	535
0194 NEW LENOX PCT 014	1117	308	315	552	683
0195 NEW LENOX PCT 015	956	253	239	507	583
0196 NEW LENOX PCT 016	951	289	297	450	560
0197 NEW LENOX PCT 017	1006	253	288	522	626
0198 NEW LENOX PCT 018	871	236	248	403	489
0199 NEW LENOX PCT 019	982	265	297	459	535
0200 NEW LENOX PCT 020	1123	261	273	607	694

01 = BALLOTS CAST

VOTES PERCENT

21,003

COUNTY BOARD MEMBER DISTRICT THIRTEEN

Vote for not more than 2

02 = Mark Ferry (DEM)

03 = Timothy J. Kraulidis (REP)

04 = Liz Collins (REP)

VOTES PERCENT

10,210 38.76

7,750 29.42

8,381 31.82

 01 02 03 04

0052 DU PAGE PCT 034	848	311	423	473
0145 LOCKPORT PCT 001	1497	565	747	836
0153 LOCKPORT PCT 009	1326	634	490	656
0207 PLAINFIELD PCT 005	839	474	252	271
0208 PLAINFIELD PCT 006	828	480	229	252
0209 PLAINFIELD PCT 007	903	543	214	222
0214 PLAINFIELD PCT 012	774	500	180	208
0217 PLAINFIELD PCT 015	908	351	383	428
0218 PLAINFIELD PCT 016	985	448	396	460
0219 PLAINFIELD PCT 017	850	467	246	260
0220 PLAINFIELD PCT 018	871	512	247	263
0221 PLAINFIELD PCT 019	767	415	238	225
0222 PLAINFIELD PCT 020	836	398	274	280
0223 PLAINFIELD PCT 021	867	391	367	354
0224 PLAINFIELD PCT 022	753	346	304	307
0225 PLAINFIELD PCT 023	809	426	282	284
0226 PLAINFIELD PCT 024	899	461	339	364
0232 PLAINFIELD PCT 030	879	409	315	362
0233 PLAINFIELD PCT 031	856	417	301	300
0234 PLAINFIELD PCT 032	786	429	283	228
0235 PLAINFIELD PCT 033	891	467	321	343
0238 PLAINFIELD PCT 036	794	384	308	292
0294 WHEATLAND PCT 026	1237	382	611	713



Nancy Schultz Voots

W I L L C O U N T Y C L E R K



**NONPARTISAN
CANDIDATES**

**LOCKPORT HEIGHTS
SANITARY DISTRICT**

ABSTRACT OF VOTES

Lockport Heights Sanitary
GENERAL ELECTION
NOVEMBER 6, 2012

OFFICIAL RESULTS

REPORT-EL86 PAGE 001

01 = BALLOTS CAST

VOTES PERCENT

340

LOCKPORT HEIGHTS SANITARY DISTRICT TRUSTEE

Vote for not more than 1

02 = James D. Kuzma *

VOTES PERCENT

285 100.00

01 02


338 283

.2 2

0088 HOMER PCT 001
0149 LOCKPORT PCT 005

I, the undersigned do hereby certify that on November 27, 2012, I canvassed the returns of an election held on November 6, 2012 for LOCKPORT HEIGHTS SANITARY DISTRICT and I proclaim that a total of 340 voters requested and received ballots and I do further certify the number of votes received for each candidate for this office, **and the winners are denoted with an asterisk next to his or her name.**

I further certify that the above is a true and complete Abstract of Votes and was prepared in my presence on November 27, 2012.




Nancy Schultz Voots, County Clerk
The County of Will, Illinois



Nancy Schultz Voots

W I L L C O U N T Y C L E R K



JUDICIAL SUMMARY

JUDICIAL RETENTIONS

VOTES PERCENT

RETAIN TOM M. LYTTON

Vote for not more than 1

01 = YES

02 = NO

177,760 75.61
 57,335 24.39

 01 02

0001 CHANNAHON PCT 001	669	172
0002 CHANNAHON PCT 002	742	260
0003 CHANNAHON PCT 003	618	243
0004 CHANNAHON PCT 004	614	227
0005 CHANNAHON PCT 005	650	181
0006 CRETE PCT 001	588	193
0007 CRETE PCT 002	530	150
0008 CRETE PCT 003	476	151
0009 CRETE PCT 004	578	235
0010 CRETE PCT 005	652	199
0011 CRETE PCT 006	580	239
0012 CRETE PCT 007	581	209
0013 CRETE PCT 008	585	252
0014 CRETE PCT 009	525	196
0015 CRETE PCT 010	390	176
0016 CRETE PCT 011	443	221
0017 CRETE PCT 012	437	230
0018 CUSTER PCT 001	456	191
0019 DU PAGE PCT 001	771	194
0020 DU PAGE PCT 002	708	192
0021 DU PAGE PCT 003	721	180
0022 DU PAGE PCT 004	564	164
0023 DU PAGE PCT 005	565	166
0024 DU PAGE PCT 006	625	155
0025 DU PAGE PCT 007	696	145
0026 DU PAGE PCT 008	600	181
0027 DU PAGE PCT 009	515	119
0028 DU PAGE PCT 010	680	164
0029 DU PAGE PCT 011	626	146
0030 DU PAGE PCT 012	618	182
0031 DU PAGE PCT 013	718	146
0032 DU PAGE PCT 014	675	168
0033 DU PAGE PCT 015	616	126
0034 DU PAGE PCT 016	618	169
0035 DU PAGE PCT 017	736	169
0036 DU PAGE PCT 018	679	151
0037 DU PAGE PCT 019	641	159
0038 DU PAGE PCT 020	588	160
0039 DU PAGE PCT 021	643	163
0040 DU PAGE PCT 022	643	164
0041 DU PAGE PCT 023	616	153
0042 DU PAGE PCT 024	480	141
0043 DU PAGE PCT 025	628	152
0044 DU PAGE PCT 026	536	120
0045 DU PAGE PCT 027	655	155
0046 DU PAGE PCT 028	609	139
0047 DU PAGE PCT 029	639	147
0048 DU PAGE PCT 030	570	147
0049 DU PAGE PCT 031	584	158
0050 DU PAGE PCT 032	708	154
0051 DU PAGE PCT 033	588	188
0052 DU PAGE PCT 034	538	227
0053 DU PAGE PCT 035	406	97
0054 DU PAGE PCT 036	703	203
0055 DU PAGE PCT 037	591	149

**For City of Aurora details
 refer to that section of this book.**

VOTES PERCENT

RETAIN TOM M. LYTTON

Vote for not more than 1

01 = YES

177,760 75.61

02 = NO

57,335 24.39

(CONTINUED FROM PREVIOUS PAGE)

01 02

	01	02
0056 FLORENCE PCT 001	264	100
0057 FRANKFORT PCT 001	576	281
0058 FRANKFORT PCT 002	571	271
0059 FRANKFORT PCT 003	557	222
0060 FRANKFORT PCT 004	538	226
0061 FRANKFORT PCT 005	566	208
0062 FRANKFORT PCT 006	525	205
0063 FRANKFORT PCT 007	554	226
0064 FRANKFORT PCT 008	549	215
0065 FRANKFORT PCT 009	554	243
0066 FRANKFORT PCT 010	606	201
0067 FRANKFORT PCT 011	503	223
0068 FRANKFORT PCT 012	598	232
0069 FRANKFORT PCT 013	531	201
0070 FRANKFORT PCT 014	586	196
0071 FRANKFORT PCT 015	577	205
0072 FRANKFORT PCT 016	613	249
0073 FRANKFORT PCT 017	685	359
0074 FRANKFORT PCT 018	610	231
0075 FRANKFORT PCT 019	545	210
0076 FRANKFORT PCT 020	628	238
0077 FRANKFORT PCT 021	565	234
0078 FRANKFORT PCT 022	575	228
0079 FRANKFORT PCT 023	566	197
0080 FRANKFORT PCT 024	593	188
0081 FRANKFORT PCT 025	578	230
0082 FRANKFORT PCT 026	595	271
0083 FRANKFORT PCT 027	519	211
0084 FRANKFORT PCT 028	618	264
0085 FRANKFORT PCT 029	710	277
0086 GREEN GARDEN PCT 001	513	278
0087 GREEN GARDEN PCT 002	528	298
0088 HOMER PCT 001	530	180
0089 HOMER PCT 002	638	302
0090 HOMER PCT 003	558	222
0091 HOMER PCT 004	636	290
0092 HOMER PCT 005	490	205
0093 HOMER PCT 006	554	236
0094 HOMER PCT 007	528	247
0095 HOMER PCT 008	487	228
0096 HOMER PCT 009	473	198
0097 HOMER PCT 010	522	232
0098 HOMER PCT 011	594	221
0099 HOMER PCT 012	618	287
0100 HOMER PCT 013	517	191
0101 HOMER PCT 014	854	296
0102 HOMER PCT 015	770	246
0103 HOMER PCT 016	454	207
0104 HOMER PCT 017	666	246
0105 HOMER PCT 018	738	187
0106 JACKSON PCT 001	710	223
0107 JACKSON PCT 002	596	275
0108 JOLIET PCT 001	593	172
0109 JOLIET PCT 002	488	128
0110 JOLIET PCT 003	407	124

VOTES PERCENT

RETAIN TOM M. LYTTON

Vote for not more than 1

01 = YES

02 = NO

177,760 75.61
 57,335 24.39

(CONTINUED FROM PREVIOUS PAGE)

01 02

	01	02
0111 JOLIET PCT 004	545	133
0112 JOLIET PCT 005	490	136
0113 JOLIET PCT 006	483	151
0114 JOLIET PCT 007	418	147
0115 JOLIET PCT 008	553	145
0116 JOLIET PCT 009	517	165
0117 JOLIET PCT 010	530	147
0118 JOLIET PCT 011	499	156
0119 JOLIET PCT 012	506	138
0120 JOLIET PCT 013	420	99
0121 JOLIET PCT 014	477	106
0122 JOLIET PCT 015	452	126
0123 JOLIET PCT 016	580	140
0124 JOLIET PCT 017	624	209
0125 JOLIET PCT 018	694	225
0126 JOLIET PCT 019	516	184
0127 JOLIET PCT 020	601	127
0128 JOLIET PCT 021	663	194
0129 JOLIET PCT 022	563	168
0130 JOLIET PCT 023	500	136
0131 JOLIET PCT 024	416	122
0132 JOLIET PCT 025	547	159
0133 JOLIET PCT 026	498	132
0134 JOLIET PCT 027	255	82
0135 JOLIET PCT 028	468	137
0136 JOLIET PCT 029	456	152
0137 JOLIET PCT 030	505	125
0138 JOLIET PCT 031	506	147
0139 JOLIET PCT 032	503	133
0140 JOLIET PCT 033	424	141
0141 JOLIET PCT 034	594	142
0142 JOLIET PCT 035	564	177
0143 JOLIET PCT 036	541	150
0144 JOLIET PCT 037	538	183
0145 LOCKPORT PCT 001	941	401
0146 LOCKPORT PCT 002	674	180
0147 LOCKPORT PCT 003	608	151
0148 LOCKPORT PCT 004	481	168
0149 LOCKPORT PCT 005	525	243
0150 LOCKPORT PCT 006	678	173
0151 LOCKPORT PCT 007	693	176
0152 LOCKPORT PCT 008	563	121
0153 LOCKPORT PCT 009	852	325
0154 LOCKPORT PCT 010	578	199
0155 LOCKPORT PCT 011	573	187
0156 LOCKPORT PCT 012	546	198
0157 LOCKPORT PCT 013	1098	436
0158 LOCKPORT PCT 014	547	183
0159 LOCKPORT PCT 015	482	128
0160 LOCKPORT PCT 016	645	194
0161 LOCKPORT PCT 017	655	219
0162 LOCKPORT PCT 018	614	187
0163 LOCKPORT PCT 019	557	212
0164 LOCKPORT PCT 020	498	156
0165 LOCKPORT PCT 021	509	168

VOTES PERCENT

RETAIN TOM M. LYTTON

Vote for not more than 1

01 = YES

02 = NO

177,760 75.61
 57,335 24.39

(CONTINUED FROM PREVIOUS PAGE)

01 02

	01	02
0166 LOCKPORT PCT 022	550	189
0167 LOCKPORT PCT 023	419	139
0168 LOCKPORT PCT 024	443	124
0169 MANHATTAN PCT 001	600	204
0170 MANHATTAN PCT 002	648	208
0171 MANHATTAN PCT 003	685	326
0172 MANHATTAN PCT 004	607	191
0173 MONEE PCT 001	484	164
0174 MONEE PCT 002	632	156
0175 MONEE PCT 003	485	237
0176 MONEE PCT 004	614	236
0177 MONEE PCT 005	584	120
0178 MONEE PCT 006	433	109
0179 MONEE PCT 007	632	150
0180 MONEE PCT 008	425	234
0181 NEW LENOX PCT 001	553	155
0182 NEW LENOX PCT 002	534	213
0183 NEW LENOX PCT 003	505	192
0184 NEW LENOX PCT 004	436	234
0185 NEW LENOX PCT 005	610	197
0186 NEW LENOX PCT 006	614	239
0187 NEW LENOX PCT 007	612	349
0188 NEW LENOX PCT 008	599	239
0189 NEW LENOX PCT 009	579	289
0190 NEW LENOX PCT 010	572	220
0191 NEW LENOX PCT 011	600	243
0192 NEW LENOX PCT 012	585	214
0193 NEW LENOX PCT 013	584	241
0194 NEW LENOX PCT 014	661	301
0195 NEW LENOX PCT 015	606	211
0196 NEW LENOX PCT 016	573	231
0197 NEW LENOX PCT 017	649	209
0198 NEW LENOX PCT 018	521	207
0199 NEW LENOX PCT 019	571	206
0200 NEW LENOX PCT 020	646	289
0201 PEOTONE PCT 001	636	255
0202 PEOTONE PCT 002	609	242
0203 PLAINFIELD PCT 001	620	180
0204 PLAINFIELD PCT 002	539	184
0205 PLAINFIELD PCT 003	576	166
0206 PLAINFIELD PCT 004	329	76
0207 PLAINFIELD PCT 005	577	156
0208 PLAINFIELD PCT 006	583	147
0209 PLAINFIELD PCT 007	612	137
0210 PLAINFIELD PCT 008	651	168
0211 PLAINFIELD PCT 009	697	182
0212 PLAINFIELD PCT 010	572	181
0213 PLAINFIELD PCT 011	288	72
0214 PLAINFIELD PCT 012	516	136
0215 PLAINFIELD PCT 013	687	178
0216 PLAINFIELD PCT 014	594	171
0217 PLAINFIELD PCT 015	555	207
0218 PLAINFIELD PCT 016	669	206
0219 PLAINFIELD PCT 017	561	171
0220 PLAINFIELD PCT 018	607	168

VOTES PERCENT

RETAIN TOM M. LYTTON

Vote for not more than 1

01 = YES

177,760 75.61

02 = NO

57,335 24.39

(CONTINUED FROM PREVIOUS PAGE)

	01	02
0221 PLAINFIELD PCT 019	504	120
0222 PLAINFIELD PCT 020	579	134
0223 PLAINFIELD PCT 021	578	160
0224 PLAINFIELD PCT 022	516	147
0225 PLAINFIELD PCT 023	557	168
0226 PLAINFIELD PCT 024	601	192
0227 PLAINFIELD PCT 025	544	171
0228 PLAINFIELD PCT 026	458	137
0229 PLAINFIELD PCT 027	653	149
0230 PLAINFIELD PCT 028	596	138
0231 PLAINFIELD PCT 029	571	158
0232 PLAINFIELD PCT 030	602	174
0233 PLAINFIELD PCT 031	534	190
0234 PLAINFIELD PCT 032	524	177
0235 PLAINFIELD PCT 033	600	193
0236 PLAINFIELD PCT 034	452	115
0237 PLAINFIELD PCT 035	544	130
0238 PLAINFIELD PCT 036	516	164
0239 REED PCT 001	586	191
0240 REED PCT 002	575	207
0241 REED PCT 003	566	193
0242 TROY PCT 001	603	146
0243 TROY PCT 002	596	146
0244 TROY PCT 003	531	199
0245 TROY PCT 004	615	168
0246 TROY PCT 005	527	191
0247 TROY PCT 006	397	113
0248 TROY PCT 007	647	164
0249 TROY PCT 008	596	191
0250 TROY PCT 009	610	215
0251 TROY PCT 010	684	204
0252 TROY PCT 011	802	259
0253 TROY PCT 012	666	230
0254 TROY PCT 013	787	237
0255 TROY PCT 014	710	194
0256 TROY PCT 015	676	283
0257 TROY PCT 016	756	185
0258 TROY PCT 017	734	228
0259 TROY PCT 018	519	145
0260 TROY PCT 019	560	147
0261 TROY PCT 020	735	212
0262 TROY PCT 021	564	192
0263 TROY PCT 022	325	132
0264 TROY PCT 023	571	200
0265 WASHINGTON PCT 001	520	224
0266 WASHINGTON PCT 002	586	241
0267 WASHINGTON PCT 003	458	213
0268 WESLEY PCT 001	579	262
0269 WHEATLAND PCT 001	794	186
0270 WHEATLAND PCT 002	566	156
0271 WHEATLAND PCT 003	682	134
0272 WHEATLAND PCT 004	773	201
0273 WHEATLAND PCT 005	771	159
0274 WHEATLAND PCT 006	615	173
0275 WHEATLAND PCT 007	662	203

RETAIN TOM M. LYTTON

Vote for not more than 1

01 = YES

02 = NO

VOTES	PERCENT
177,760	75.61
57,335	24.39

(CONTINUED FROM PREVIOUS PAGE)

	01	02
0276 WHEATLAND PCT 008	636	137
0277 WHEATLAND PCT 009	766	266
0278 WHEATLAND PCT 010	665	187
0279 WHEATLAND PCT 011	648	123
0280 WHEATLAND PCT 012	650	142
0281 WHEATLAND PCT 013	558	151
0282 WHEATLAND PCT 014	804	146
0283 WHEATLAND PCT 015	612	154
0284 WHEATLAND PCT 016	711	187
0285 WHEATLAND PCT 017	818	149
0286 WHEATLAND PCT 018	786	171
0287 WHEATLAND PCT 019	540	142
0288 WHEATLAND PCT 020	633	160
0289 WHEATLAND PCT 021	588	138
0290 WHEATLAND PCT 022	560	153
0291 WHEATLAND PCT 023	724	172
0292 WHEATLAND PCT 024	618	141
0293 WHEATLAND PCT 025	722	203
0294 WHEATLAND PCT 026	796	285
0295 WHEATLAND PCT 027	581	158
0296 WHEATLAND PCT 028	759	217
0297 WHEATLAND PCT 029	797	231
0298 WHEATLAND PCT 030	725	212
0299 WILL PCT 001	438	220
0300 WILMINGTON PCT 001	560	162
0301 WILMINGTON PCT 002	515	201
0302 WILMINGTON PCT 003	588	208
0303 WILTON PCT 001	269	131

VOTES PERCENT

RETAIN DANIEL L. SCHMIDT

Vote for not more than 1

01 = YES

02 = NO

179,380 76.44
 55,294 23.56

	01	02
0001 CHANNAHON PCT 001	666	173
0002 CHANNAHON PCT 002	746	256
0003 CHANNAHON PCT 003	622	237
0004 CHANNAHON PCT 004	626	213
0005 CHANNAHON PCT 005	649	178
0006 CRETE PCT 001	571	206
0007 CRETE PCT 002	537	143
0008 CRETE PCT 003	476	151
0009 CRETE PCT 004	593	219
0010 CRETE PCT 005	636	211
0011 CRETE PCT 006	580	233
0012 CRETE PCT 007	584	204
0013 CRETE PCT 008	586	248
0014 CRETE PCT 009	526	197
0015 CRETE PCT 010	393	174
0016 CRETE PCT 011	453	211
0017 CRETE PCT 012	444	222
0018 CUSTER PCT 001	471	178
0019 DU PAGE PCT 001	782	186
0020 DU PAGE PCT 002	705	196
0021 DU PAGE PCT 003	711	191
0022 DU PAGE PCT 004	561	168
0023 DU PAGE PCT 005	577	154
0024 DU PAGE PCT 006	618	157
0025 DU PAGE PCT 007	688	150
0026 DU PAGE PCT 008	592	186
0027 DU PAGE PCT 009	508	126
0028 DU PAGE PCT 010	683	158
0029 DU PAGE PCT 011	627	141
0030 DU PAGE PCT 012	625	177
0031 DU PAGE PCT 013	706	152
0032 DU PAGE PCT 014	667	170
0033 DU PAGE PCT 015	603	138
0034 DU PAGE PCT 016	615	168
0035 DU PAGE PCT 017	715	181
0036 DU PAGE PCT 018	671	156
0037 DU PAGE PCT 019	627	167
0038 DU PAGE PCT 020	570	174
0039 DU PAGE PCT 021	630	175
0040 DU PAGE PCT 022	638	165
0041 DU PAGE PCT 023	606	160
0042 DU PAGE PCT 024	472	146
0043 DU PAGE PCT 025	631	149
0044 DU PAGE PCT 026	534	121
0045 DU PAGE PCT 027	651	160
0046 DU PAGE PCT 028	595	148
0047 DU PAGE PCT 029	632	150
0048 DU PAGE PCT 030	574	148
0049 DU PAGE PCT 031	581	161
0050 DU PAGE PCT 032	711	154
0051 DU PAGE PCT 033	591	188
0052 DU PAGE PCT 034	525	232
0053 DU PAGE PCT 035	405	101
0054 DU PAGE PCT 036	695	206
0055 DU PAGE PCT 037	602	133

**For City of Aurora details
 refer to that section of this book.**

VOTES PERCENT

RETAIN DANIEL L. SCHMIDT
 Vote for not more than 1
 01 = YES
 02 = NO

179,380 76.44
 55,294 23.56

(CONTINUED FROM PREVIOUS PAGE)

	01	02
0056 FLORENCE PCT 001	266	100
0057 FRANKFORT PCT 001	602	255
0058 FRANKFORT PCT 002	595	245
0059 FRANKFORT PCT 003	567	212
0060 FRANKFORT PCT 004	538	225
0061 FRANKFORT PCT 005	576	205
0062 FRANKFORT PCT 006	530	200
0063 FRANKFORT PCT 007	559	219
0064 FRANKFORT PCT 008	556	208
0065 FRANKFORT PCT 009	575	220
0066 FRANKFORT PCT 010	605	202
0067 FRANKFORT PCT 011	536	188
0068 FRANKFORT PCT 012	630	200
0069 FRANKFORT PCT 013	560	176
0070 FRANKFORT PCT 014	576	204
0071 FRANKFORT PCT 015	581	197
0072 FRANKFORT PCT 016	641	221
0073 FRANKFORT PCT 017	804	235
0074 FRANKFORT PCT 018	612	230
0075 FRANKFORT PCT 019	552	203
0076 FRANKFORT PCT 020	632	229
0077 FRANKFORT PCT 021	591	210
0078 FRANKFORT PCT 022	586	219
0079 FRANKFORT PCT 023	571	193
0080 FRANKFORT PCT 024	584	196
0081 FRANKFORT PCT 025	598	204
0082 FRANKFORT PCT 026	625	239
0083 FRANKFORT PCT 027	521	209
0084 FRANKFORT PCT 028	632	247
0085 FRANKFORT PCT 029	719	265
0086 GREEN GARDEN PCT 001	531	263
0087 GREEN GARDEN PCT 002	533	292
0088 HOMER PCT 001	516	194
0089 HOMER PCT 002	640	295
0090 HOMER PCT 003	546	232
0091 HOMER PCT 004	647	277
0092 HOMER PCT 005	496	198
0093 HOMER PCT 006	561	227
0094 HOMER PCT 007	532	238
0095 HOMER PCT 008	484	226
0096 HOMER PCT 009	462	207
0097 HOMER PCT 010	529	223
0098 HOMER PCT 011	589	220
0099 HOMER PCT 012	601	296
0100 HOMER PCT 013	529	180
0101 HOMER PCT 014	859	289
0102 HOMER PCT 015	775	241
0103 HOMER PCT 016	456	200
0104 HOMER PCT 017	685	232
0105 HOMER PCT 018	756	165
0106 JACKSON PCT 001	720	207
0107 JACKSON PCT 002	614	257
0108 JOLIET PCT 001	604	160
0109 JOLIET PCT 002	479	132
0110 JOLIET PCT 003	408	121

VOTES PERCENT

RETAIN DANIEL L. SCHMIDT
 Vote for not more than 1
 01 = YES
 02 = NO

179,380 76.44
 55,294 23.56

(CONTINUED FROM PREVIOUS PAGE)	01	02
0111 JOLIET PCT 004	549	129
0112 JOLIET PCT 005	464	153
0113 JOLIET PCT 006	481	157
0114 JOLIET PCT 007	426	139
0115 JOLIET PCT 008	557	132
0116 JOLIET PCT 009	534	152
0117 JOLIET PCT 010	527	147
0118 JOLIET PCT 011	500	156
0119 JOLIET PCT 012	508	134
0120 JOLIET PCT 013	421	95
0121 JOLIET PCT 014	474	98
0122 JOLIET PCT 015	461	114
0123 JOLIET PCT 016	575	144
0124 JOLIET PCT 017	639	196
0125 JOLIET PCT 018	714	208
0126 JOLIET PCT 019	527	174
0127 JOLIET PCT 020	600	126
0128 JOLIET PCT 021	667	191
0129 JOLIET PCT 022	566	163
0130 JOLIET PCT 023	501	135
0131 JOLIET PCT 024	424	111
0132 JOLIET PCT 025	554	158
0133 JOLIET PCT 026	508	131
0134 JOLIET PCT 027	255	81
0135 JOLIET PCT 028	474	134
0136 JOLIET PCT 029	470	136
0137 JOLIET PCT 030	506	121
0138 JOLIET PCT 031	507	143
0139 JOLIET PCT 032	491	141
0140 JOLIET PCT 033	408	151
0141 JOLIET PCT 034	584	147
0142 JOLIET PCT 035	565	173
0143 JOLIET PCT 036	544	150
0144 JOLIET PCT 037	539	183
0145 LOCKPORT PCT 001	956	382
0146 LOCKPORT PCT 002	680	175
0147 LOCKPORT PCT 003	622	143
0148 LOCKPORT PCT 004	489	157
0149 LOCKPORT PCT 005	521	241
0150 LOCKPORT PCT 006	679	169
0151 LOCKPORT PCT 007	688	178
0152 LOCKPORT PCT 008	557	123
0153 LOCKPORT PCT 009	852	324
0154 LOCKPORT PCT 010	578	199
0155 LOCKPORT PCT 011	584	176
0156 LOCKPORT PCT 012	549	195
0157 LOCKPORT PCT 013	1105	429
0158 LOCKPORT PCT 014	566	163
0159 LOCKPORT PCT 015	474	131
0160 LOCKPORT PCT 016	639	201
0161 LOCKPORT PCT 017	655	221
0162 LOCKPORT PCT 018	614	185
0163 LOCKPORT PCT 019	567	196
0164 LOCKPORT PCT 020	512	146
0165 LOCKPORT PCT 021	508	170

VOTES PERCENT

RETAIN DANIEL L. SCHMIDT

Vote for not more than 1

01 = YES

179,380 76.44

02 = NO

55,294 23.56

(CONTINUED FROM PREVIOUS PAGE)

01 02

	01	02
0166 LOCKPORT PCT 022	557	180
0167 LOCKPORT PCT 023	419	138
0168 LOCKPORT PCT 024	443	119
0169 MANHATTAN PCT 001	589	209
0170 MANHATTAN PCT 002	656	203
0171 MANHATTAN PCT 003	694	314
0172 MANHATTAN PCT 004	615	179
0173 MONEE PCT 001	481	163
0174 MONEE PCT 002	620	159
0175 MONEE PCT 003	490	226
0176 MONEE PCT 004	611	235
0177 MONEE PCT 005	575	128
0178 MONEE PCT 006	414	123
0179 MONEE PCT 007	623	155
0180 MONEE PCT 008	426	231
0181 NEW LENOX PCT 001	560	151
0182 NEW LENOX PCT 002	541	201
0183 NEW LENOX PCT 003	511	185
0184 NEW LENOX PCT 004	503	167
0185 NEW LENOX PCT 005	614	189
0186 NEW LENOX PCT 006	642	218
0187 NEW LENOX PCT 007	698	260
0188 NEW LENOX PCT 008	608	233
0189 NEW LENOX PCT 009	657	208
0190 NEW LENOX PCT 010	603	190
0191 NEW LENOX PCT 011	653	191
0192 NEW LENOX PCT 012	584	215
0193 NEW LENOX PCT 013	645	178
0194 NEW LENOX PCT 014	723	235
0195 NEW LENOX PCT 015	605	207
0196 NEW LENOX PCT 016	569	233
0197 NEW LENOX PCT 017	665	190
0198 NEW LENOX PCT 018	529	194
0199 NEW LENOX PCT 019	572	203
0200 NEW LENOX PCT 020	672	260
0201 PEOTONE PCT 001	618	272
0202 PEOTONE PCT 002	612	242
0203 PLAINFIELD PCT 001	611	190
0204 PLAINFIELD PCT 002	535	186
0205 PLAINFIELD PCT 003	585	154
0206 PLAINFIELD PCT 004	324	80
0207 PLAINFIELD PCT 005	590	143
0208 PLAINFIELD PCT 006	576	148
0209 PLAINFIELD PCT 007	613	132
0210 PLAINFIELD PCT 008	655	162
0211 PLAINFIELD PCT 009	701	180
0212 PLAINFIELD PCT 010	574	179
0213 PLAINFIELD PCT 011	289	74
0214 PLAINFIELD PCT 012	508	143
0215 PLAINFIELD PCT 013	692	167
0216 PLAINFIELD PCT 014	594	170
0217 PLAINFIELD PCT 015	559	201
0218 PLAINFIELD PCT 016	661	214
0219 PLAINFIELD PCT 017	573	155
0220 PLAINFIELD PCT 018	609	166

VOTES PERCENT

RETAIN DANIEL L. SCHMIDT
 Vote for not more than 1
 01 = YES
 02 = NO

179,380 76.44
 55,294 23.56

(CONTINUED FROM PREVIOUS PAGE)

	01	02
0221 PLAINFIELD PCT 019	498	125
0222 PLAINFIELD PCT 020	585	128
0223 PLAINFIELD PCT 021	586	150
0224 PLAINFIELD PCT 022	514	147
0225 PLAINFIELD PCT 023	549	174
0226 PLAINFIELD PCT 024	597	197
0227 PLAINFIELD PCT 025	543	169
0228 PLAINFIELD PCT 026	455	138
0229 PLAINFIELD PCT 027	650	151
0230 PLAINFIELD PCT 028	593	135
0231 PLAINFIELD PCT 029	572	152
0232 PLAINFIELD PCT 030	613	163
0233 PLAINFIELD PCT 031	539	181
0234 PLAINFIELD PCT 032	539	161
0235 PLAINFIELD PCT 033	608	185
0236 PLAINFIELD PCT 034	463	106
0237 PLAINFIELD PCT 035	545	129
0238 PLAINFIELD PCT 036	532	143
0239 REED PCT 001	592	187
0240 REED PCT 002	584	200
0241 REED PCT 003	571	189
0242 TROY PCT 001	605	144
0243 TROY PCT 002	593	146
0244 TROY PCT 003	565	164
0245 TROY PCT 004	620	161
0246 TROY PCT 005	523	188
0247 TROY PCT 006	400	109
0248 TROY PCT 007	657	153
0249 TROY PCT 008	614	178
0250 TROY PCT 009	633	192
0251 TROY PCT 010	700	193
0252 TROY PCT 011	811	244
0253 TROY PCT 012	683	217
0254 TROY PCT 013	788	234
0255 TROY PCT 014	711	193
0256 TROY PCT 015	688	267
0257 TROY PCT 016	757	181
0258 TROY PCT 017	756	206
0259 TROY PCT 018	511	150
0260 TROY PCT 019	565	143
0261 TROY PCT 020	746	201
0262 TROY PCT 021	585	170
0263 TROY PCT 022	343	115
0264 TROY PCT 023	578	191
0265 WASHINGTON PCT 001	530	211
0266 WASHINGTON PCT 002	595	235
0267 WASHINGTON PCT 003	472	200
0268 WESLEY PCT 001	591	249
0269 WHEATLAND PCT 001	797	189
0270 WHEATLAND PCT 002	570	149
0271 WHEATLAND PCT 003	680	132
0272 WHEATLAND PCT 004	768	202
0273 WHEATLAND PCT 005	764	168
0274 WHEATLAND PCT 006	611	171
0275 WHEATLAND PCT 007	683	182

VOTES PERCENT

RETAIN DANIEL L. SCHMIDT

Vote for not more than 1

01 = YES

02 = NO

179,380 76.44
 55,294 23.56

(CONTINUED FROM PREVIOUS PAGE)

 01 02

0276 WHEATLAND PCT 008	632	142
0277 WHEATLAND PCT 009	818	217
0278 WHEATLAND PCT 010	707	147
0279 WHEATLAND PCT 011	623	144
0280 WHEATLAND PCT 012	646	143
0281 WHEATLAND PCT 013	555	153
0282 WHEATLAND PCT 014	798	149
0283 WHEATLAND PCT 015	636	130
0284 WHEATLAND PCT 016	716	182
0285 WHEATLAND PCT 017	823	144
0286 WHEATLAND PCT 018	779	175
0287 WHEATLAND PCT 019	549	137
0288 WHEATLAND PCT 020	637	150
0289 WHEATLAND PCT 021	591	134
0290 WHEATLAND PCT 022	551	157
0291 WHEATLAND PCT 023	732	162
0292 WHEATLAND PCT 024	615	141
0293 WHEATLAND PCT 025	727	193
0294 WHEATLAND PCT 026	807	275
0295 WHEATLAND PCT 027	582	153
0296 WHEATLAND PCT 028	775	204
0297 WHEATLAND PCT 029	805	219
0298 WHEATLAND PCT 030	729	205
0299 WILL PCT 001	444	211
0300 WILMINGTON PCT 001	564	161
0301 WILMINGTON PCT 002	525	196
0302 WILMINGTON PCT 003	603	196
0303 WILTON PCT 001	274	126

VOTES PERCENT

RETAIN DANIEL J. ROZAK

Vote for not more than 1

01 = YES

02 = NO

179,217 76.02
 56,544 23.98

	01	02
0001 CHANNAHON PCT 001	668	175
0002 CHANNAHON PCT 002	769	244
0003 CHANNAHON PCT 003	649	225
0004 CHANNAHON PCT 004	650	198
0005 CHANNAHON PCT 005	654	180
0006 CRETE PCT 001	574	206
0007 CRETE PCT 002	544	137
0008 CRETE PCT 003	481	144
0009 CRETE PCT 004	570	241
0010 CRETE PCT 005	631	213
0011 CRETE PCT 006	560	254
0012 CRETE PCT 007	577	207
0013 CRETE PCT 008	580	249
0014 CRETE PCT 009	532	194
0015 CRETE PCT 010	392	172
0016 CRETE PCT 011	435	231
0017 CRETE PCT 012	429	242
0018 CUSTER PCT 001	525	151
0019 DU PAGE PCT 001	758	201
0020 DU PAGE PCT 002	688	210
0021 DU PAGE PCT 003	711	194
0022 DU PAGE PCT 004	556	168
0023 DU PAGE PCT 005	557	174
0024 DU PAGE PCT 006	628	150
0025 DU PAGE PCT 007	681	160
0026 DU PAGE PCT 008	603	176
0027 DU PAGE PCT 009	499	133
0028 DU PAGE PCT 010	675	163
0029 DU PAGE PCT 011	608	162
0030 DU PAGE PCT 012	604	198
0031 DU PAGE PCT 013	698	164
0032 DU PAGE PCT 014	667	174
0033 DU PAGE PCT 015	607	136
0034 DU PAGE PCT 016	594	191
0035 DU PAGE PCT 017	724	174
0036 DU PAGE PCT 018	664	161
0037 DU PAGE PCT 019	610	182
0038 DU PAGE PCT 020	571	171
0039 DU PAGE PCT 021	621	184
0040 DU PAGE PCT 022	629	175
0041 DU PAGE PCT 023	611	157
0042 DU PAGE PCT 024	467	150
0043 DU PAGE PCT 025	605	174
0044 DU PAGE PCT 026	521	131
0045 DU PAGE PCT 027	621	188
0046 DU PAGE PCT 028	601	149
0047 DU PAGE PCT 029	634	149
0048 DU PAGE PCT 030	564	154
0049 DU PAGE PCT 031	574	166
0050 DU PAGE PCT 032	698	163
0051 DU PAGE PCT 033	601	183
0052 DU PAGE PCT 034	528	232
0053 DU PAGE PCT 035	407	97
0054 DU PAGE PCT 036	694	211
0055 DU PAGE PCT 037	594	147

**For City of Aurora details
 refer to that section of this book.**

VOTES PERCENT

RETAIN DANIEL J. ROZAK

Vote for not more than 1

01 = YES

179,217 76.02

02 = NO

56,544 23.98

(CONTINUED FROM PREVIOUS PAGE)

01 02

0056 FLORENCE PCT 001	286	89
0057 FRANKFORT PCT 001	610	245
0058 FRANKFORT PCT 002	603	246
0059 FRANKFORT PCT 003	564	215
0060 FRANKFORT PCT 004	554	216
0061 FRANKFORT PCT 005	568	206
0062 FRANKFORT PCT 006	530	202
0063 FRANKFORT PCT 007	543	233
0064 FRANKFORT PCT 008	546	216
0065 FRANKFORT PCT 009	562	233
0066 FRANKFORT PCT 010	594	205
0067 FRANKFORT PCT 011	539	195
0068 FRANKFORT PCT 012	616	218
0069 FRANKFORT PCT 013	553	188
0070 FRANKFORT PCT 014	584	196
0071 FRANKFORT PCT 015	571	213
0072 FRANKFORT PCT 016	628	233
0073 FRANKFORT PCT 017	811	233
0074 FRANKFORT PCT 018	610	234
0075 FRANKFORT PCT 019	556	200
0076 FRANKFORT PCT 020	631	231
0077 FRANKFORT PCT 021	587	214
0078 FRANKFORT PCT 022	576	226
0079 FRANKFORT PCT 023	569	196
0080 FRANKFORT PCT 024	581	198
0081 FRANKFORT PCT 025	609	199
0082 FRANKFORT PCT 026	612	256
0083 FRANKFORT PCT 027	519	213
0084 FRANKFORT PCT 028	634	249
0085 FRANKFORT PCT 029	716	273
0086 GREEN GARDEN PCT 001	521	270
0087 GREEN GARDEN PCT 002	535	291
0088 HOMER PCT 001	527	189
0089 HOMER PCT 002	637	300
0090 HOMER PCT 003	540	235
0091 HOMER PCT 004	640	278
0092 HOMER PCT 005	491	208
0093 HOMER PCT 006	562	227
0094 HOMER PCT 007	524	247
0095 HOMER PCT 008	488	222
0096 HOMER PCT 009	479	190
0097 HOMER PCT 010	523	231
0098 HOMER PCT 011	601	212
0099 HOMER PCT 012	610	299
0100 HOMER PCT 013	529	183
0101 HOMER PCT 014	858	288
0102 HOMER PCT 015	778	235
0103 HOMER PCT 016	462	202
0104 HOMER PCT 017	679	230
0105 HOMER PCT 018	745	176
0106 JACKSON PCT 001	741	202
0107 JACKSON PCT 002	620	263
0108 JOLIET PCT 001	580	181
0109 JOLIET PCT 002	496	129
0110 JOLIET PCT 003	415	119

VOTES PERCENT

RETAIN DANIEL J. ROZAK

Vote for not more than 1

01 = YES

02 = NO

179,217 76.02
 56,544 23.98

(CONTINUED FROM PREVIOUS PAGE)

	01	02
0111 JOLIET PCT 004	540	141
0112 JOLIET PCT 005	437	190
0113 JOLIET PCT 006	423	209
0114 JOLIET PCT 007	396	170
0115 JOLIET PCT 008	551	142
0116 JOLIET PCT 009	526	162
0117 JOLIET PCT 010	544	137
0118 JOLIET PCT 011	495	166
0119 JOLIET PCT 012	494	147
0120 JOLIET PCT 013	386	129
0121 JOLIET PCT 014	469	106
0122 JOLIET PCT 015	463	118
0123 JOLIET PCT 016	549	172
0124 JOLIET PCT 017	667	188
0125 JOLIET PCT 018	745	201
0126 JOLIET PCT 019	529	181
0127 JOLIET PCT 020	595	131
0128 JOLIET PCT 021	688	179
0129 JOLIET PCT 022	547	183
0130 JOLIET PCT 023	492	148
0131 JOLIET PCT 024	404	135
0132 JOLIET PCT 025	560	153
0133 JOLIET PCT 026	500	145
0134 JOLIET PCT 027	246	96
0135 JOLIET PCT 028	439	166
0136 JOLIET PCT 029	453	157
0137 JOLIET PCT 030	504	132
0138 JOLIET PCT 031	514	141
0139 JOLIET PCT 032	445	195
0140 JOLIET PCT 033	412	147
0141 JOLIET PCT 034	550	191
0142 JOLIET PCT 035	551	190
0143 JOLIET PCT 036	524	173
0144 JOLIET PCT 037	536	187
0145 LOCKPORT PCT 001	917	415
0146 LOCKPORT PCT 002	669	181
0147 LOCKPORT PCT 003	614	150
0148 LOCKPORT PCT 004	490	163
0149 LOCKPORT PCT 005	528	238
0150 LOCKPORT PCT 006	676	172
0151 LOCKPORT PCT 007	688	178
0152 LOCKPORT PCT 008	550	131
0153 LOCKPORT PCT 009	855	322
0154 LOCKPORT PCT 010	586	192
0155 LOCKPORT PCT 011	580	185
0156 LOCKPORT PCT 012	545	194
0157 LOCKPORT PCT 013	1093	439
0158 LOCKPORT PCT 014	568	164
0159 LOCKPORT PCT 015	476	133
0160 LOCKPORT PCT 016	640	202
0161 LOCKPORT PCT 017	668	219
0162 LOCKPORT PCT 018	615	190
0163 LOCKPORT PCT 019	544	219
0164 LOCKPORT PCT 020	513	148
0165 LOCKPORT PCT 021	522	169

VOTES PERCENT

RETAIN DANIEL J. ROZAK

Vote for not more than 1

01 = YES

02 = NO

179,217 76.02
 56,544 23.98

(CONTINUED FROM PREVIOUS PAGE)

	01	02
0166 LOCKPORT PCT 022	570	174
0167 LOCKPORT PCT 023	438	128
0168 LOCKPORT PCT 024	412	154
0169 MANHATTAN PCT 001	618	195
0170 MANHATTAN PCT 002	659	203
0171 MANHATTAN PCT 003	694	316
0172 MANHATTAN PCT 004	630	171
0173 MONEE PCT 001	468	173
0174 MONEE PCT 002	608	178
0175 MONEE PCT 003	484	232
0176 MONEE PCT 004	609	235
0177 MONEE PCT 005	563	136
0178 MONEE PCT 006	419	121
0179 MONEE PCT 007	619	158
0180 MONEE PCT 008	422	234
0181 NEW LENOX PCT 001	561	149
0182 NEW LENOX PCT 002	539	205
0183 NEW LENOX PCT 003	513	183
0184 NEW LENOX PCT 004	505	164
0185 NEW LENOX PCT 005	616	190
0186 NEW LENOX PCT 006	649	210
0187 NEW LENOX PCT 007	708	253
0188 NEW LENOX PCT 008	585	249
0189 NEW LENOX PCT 009	674	204
0190 NEW LENOX PCT 010	615	188
0191 NEW LENOX PCT 011	653	197
0192 NEW LENOX PCT 012	594	213
0193 NEW LENOX PCT 013	641	185
0194 NEW LENOX PCT 014	726	241
0195 NEW LENOX PCT 015	605	208
0196 NEW LENOX PCT 016	583	230
0197 NEW LENOX PCT 017	663	193
0198 NEW LENOX PCT 018	519	207
0199 NEW LENOX PCT 019	573	202
0200 NEW LENOX PCT 020	699	245
0201 PEOTONE PCT 001	646	250
0202 PEOTONE PCT 002	618	239
0203 PLAINFIELD PCT 001	610	191
0204 PLAINFIELD PCT 002	535	186
0205 PLAINFIELD PCT 003	579	169
0206 PLAINFIELD PCT 004	324	81
0207 PLAINFIELD PCT 005	572	159
0208 PLAINFIELD PCT 006	578	146
0209 PLAINFIELD PCT 007	601	146
0210 PLAINFIELD PCT 008	654	166
0211 PLAINFIELD PCT 009	697	183
0212 PLAINFIELD PCT 010	583	169
0213 PLAINFIELD PCT 011	280	82
0214 PLAINFIELD PCT 012	516	144
0215 PLAINFIELD PCT 013	684	179
0216 PLAINFIELD PCT 014	583	184
0217 PLAINFIELD PCT 015	555	213
0218 PLAINFIELD PCT 016	661	217
0219 PLAINFIELD PCT 017	574	162
0220 PLAINFIELD PCT 018	597	178

VOTES PERCENT

RETAIN DANIEL J. ROZAK

Vote for not more than 1

01 = YES

179,217 76.02

02 = NO

56,544 23.98

(CONTINUED FROM PREVIOUS PAGE)

	01	02
0221 PLAINFIELD PCT 019	497	127
0222 PLAINFIELD PCT 020	584	131
0223 PLAINFIELD PCT 021	599	145
0224 PLAINFIELD PCT 022	525	144
0225 PLAINFIELD PCT 023	560	169
0226 PLAINFIELD PCT 024	599	200
0227 PLAINFIELD PCT 025	543	168
0228 PLAINFIELD PCT 026	451	141
0229 PLAINFIELD PCT 027	642	159
0230 PLAINFIELD PCT 028	590	142
0231 PLAINFIELD PCT 029	572	156
0232 PLAINFIELD PCT 030	614	166
0233 PLAINFIELD PCT 031	524	196
0234 PLAINFIELD PCT 032	537	167
0235 PLAINFIELD PCT 033	614	184
0236 PLAINFIELD PCT 034	460	111
0237 PLAINFIELD PCT 035	551	126
0238 PLAINFIELD PCT 036	541	145
0239 REED PCT 001	653	160
0240 REED PCT 002	629	188
0241 REED PCT 003	644	158
0242 TROY PCT 001	612	136
0243 TROY PCT 002	596	143
0244 TROY PCT 003	571	167
0245 TROY PCT 004	623	169
0246 TROY PCT 005	547	181
0247 TROY PCT 006	409	108
0248 TROY PCT 007	662	155
0249 TROY PCT 008	627	174
0250 TROY PCT 009	638	201
0251 TROY PCT 010	730	172
0252 TROY PCT 011	841	236
0253 TROY PCT 012	712	206
0254 TROY PCT 013	789	239
0255 TROY PCT 014	726	188
0256 TROY PCT 015	699	269
0257 TROY PCT 016	759	187
0258 TROY PCT 017	765	213
0259 TROY PCT 018	517	146
0260 TROY PCT 019	554	158
0261 TROY PCT 020	763	196
0262 TROY PCT 021	592	172
0263 TROY PCT 022	349	111
0264 TROY PCT 023	599	184
0265 WASHINGTON PCT 001	536	212
0266 WASHINGTON PCT 002	595	233
0267 WASHINGTON PCT 003	472	198
0268 WESLEY PCT 001	626	231
0269 WHEATLAND PCT 001	782	201
0270 WHEATLAND PCT 002	558	162
0271 WHEATLAND PCT 003	677	137
0272 WHEATLAND PCT 004	758	214
0273 WHEATLAND PCT 005	754	178
0274 WHEATLAND PCT 006	604	183
0275 WHEATLAND PCT 007	670	193

RETAIN DANIEL J. ROZAK

Vote for not more than 1

01 = YES

02 = NO

VOTES PERCENT
 179,217 76.02
 56,544 23.98


(CONTINUED FROM PREVIOUS PAGE)

	01	02
0276 WHEATLAND PCT 008	625	145
0277 WHEATLAND PCT 009	808	222
0278 WHEATLAND PCT 010	692	160
0279 WHEATLAND PCT 011	638	130
0280 WHEATLAND PCT 012	634	155
0281 WHEATLAND PCT 013	549	157
0282 WHEATLAND PCT 014	791	156
0283 WHEATLAND PCT 015	618	146
0284 WHEATLAND PCT 016	700	199
0285 WHEATLAND PCT 017	794	173
0286 WHEATLAND PCT 018	770	180
0287 WHEATLAND PCT 019	546	139
0288 WHEATLAND PCT 020	631	162
0289 WHEATLAND PCT 021	594	134
0290 WHEATLAND PCT 022	543	167
0291 WHEATLAND PCT 023	723	174
0292 WHEATLAND PCT 024	611	145
0293 WHEATLAND PCT 025	723	199
0294 WHEATLAND PCT 026	800	284
0295 WHEATLAND PCT 027	572	167
0296 WHEATLAND PCT 028	767	213
0297 WHEATLAND PCT 029	809	220
0298 WHEATLAND PCT 030	729	208
0299 WILL PCT 001	457	200
0300 WILMINGTON PCT 001	612	140
0301 WILMINGTON PCT 002	559	179
0302 WILMINGTON PCT 003	660	169
0303 WILTON PCT 001	293	112



Nancy Schultz Voots

W I L L C O U N T Y C L E R K

A stylized graphic of the American flag, with the stars and stripes rendered in a soft, glowing blue and white color scheme, positioned behind the title text.

**MISCELLANEOUS
REFERENDA**

01 = BALLOTS CAST

VOTES PERCENT

10,408

CITY OF LOCKPORT REFERENDUM

Vote for not more than 1

02 = YES

03 = NO

VOTES PERCENT

5,230 52.94

4,650 47.06

	01	02	03
0088 HOMER PCT 001	127	65	57
0097 HOMER PCT 010	371	204	143
0100 HOMER PCT 013	606	297	267
0101 HOMER PCT 014	928	448	438
0102 HOMER PCT 015	1173	638	476
0103 HOMER PCT 016	243	112	116
0105 HOMER PCT 018	1001	467	488
0149 LOCKPORT PCT 005	306	135	149
0154 LOCKPORT PCT 010	749	381	331
0155 LOCKPORT PCT 011	852	404	406
0156 LOCKPORT PCT 012	633	306	287
0160 LOCKPORT PCT 016	967	476	444
0161 LOCKPORT PCT 017	1030	522	455
0162 LOCKPORT PCT 018	700	359	309
0163 LOCKPORT PCT 019	722	416	284

I, the undersigned do hereby certify that on November 27, 2012, I canvassed the returns of an election held on November 6, 2012 for CITY OF LOCKPORT and I proclaim that a total of 10,408 voters requested and received ballots and I do further certify that the following Question of Public Policy did receive the number of votes herein recorded and has **PASSED**.

Shall the City of Lockport have the authority to arrange for the supply of electricity for its residential and small commercial retail customers who have not opted out of such program?

I further certify that the above is a true and complete Abstract of Votes and was prepared in my presence on November 27, 2012.

Nancy Schultz Voets
 Nancy Schultz Voets, County Clerk
 The County of Will, Illinois

VOTES PERCENT

VOTES PERCENT

VILLAGE OF COAL CITY REFERENDUM

01 = BALLOTS CAST

2

Vote for not more than 1

02 = YES

0

03 = NO

2 100.00

01 02 03

2 0 2

0301 WILMINGTON PCT 002

This political subdivision has been canvassed by the election authority in which their principal office is located.

01 = BALLOTS CAST

VOTES PERCENT
11,829

VILLAGE OF HOMER GLEN REFERENDUM

Vote for not more than 1

02 = YES

03 = NO

VOTES PERCENT

8,368 74.36

2,885 25.64

	01	02	03
0088 HOMER PCT 001	163	119	35
0089 HOMER PCT 002	1083	764	262
0090 HOMER PCT 003	923	639	257
0091 HOMER PCT 004	1097	755	306
0092 HOMER PCT 005	839	633	165
0093 HOMER PCT 006	812	615	150
0094 HOMER PCT 007	948	638	237
0095 HOMER PCT 008	854	580	231
0096 HOMER PCT 009	784	584	172
0097 HOMER PCT 010	332	224	69
0098 HOMER PCT 011	959	651	269
0099 HOMER PCT 012	1074	746	262
0101 HOMER PCT 014	430	312	99
0103 HOMER PCT 016	468	318	127
0104 HOMER PCT 017	1049	779	242
0182 NEW LENOX PCT 002	14	11	2

I, the undersigned do hereby certify that on November 27, 2012, I canvassed the returns of an election held on November 6, 2012 for VILLAGE OF HOMER GLEN and I proclaim that a total of 11,829 voters requested and received ballots and I do further certify that the following Question of Public Policy did receive the number of votes herein recorded and has **PASSED**.

SHALL THE VILLAGE OF HOMER GLEN CONTINUE TO BE A HOME RULE UNIT OF LOCAL GOVERNMENT?

I further certify that the above is a true and complete Abstract of Votes and was prepared in my presence on November 27, 2012.

Nancy Schultz Voots
Nancy Schultz Voots, County Clerk
The County of Will, Illinois

01 = BALLOTS CAST

VOTES PERCENT

3,099

VILLAGE OF TINLEY PARK REFERENDUM

Vote for not more than 1

02 = YES

03 = NO

VOTES PERCENT

2,154 73.37

782 26.63

0059 FRANKFORT PCT 003
 0064 FRANKFORT PCT 008
 0065 FRANKFORT PCT 009
 0066 FRANKFORT PCT 010
 0070 FRANKFORT PCT 014

01 02 03

942 639 254
 258 187 51
 957 671 232
 939 656 244
 3 1 1

This political subdivision has been canvassed by the election authority in which their principal office is located.

01 = BALLOTS CAST

VOTES PERCENT

4,166

MANHATTAN TOWNSHIP REFERENDUM

Vote for not more than 1

02 = YES

03 = NO

VOTES PERCENT

2,183 55.67


1,738 44.33

	01	02	03
0169 MANHATTAN PCT 001	969	510	395
0170 MANHATTAN PCT 002	1025	559	404
0171 MANHATTAN PCT 003	1211	589	563
0172 MANHATTAN PCT 004	961	525	376

I, the undersigned do hereby certify that on November 27, 2012, I canvassed the returns of an election held on November 6, 2012 for MANHATTAN TOWNSHIP and I proclaim that a total of 4,166 voters requested and received ballots and I do further certify that the following Question of Public Policy did receive the number of votes herein recorded and has **PASSED**.

Shall Manhattan Township have the authority to arrange for the supply of electricity for its residential and small commercial retail customers who have not opted out of such program?

I further certify that the above is a true and complete Abstract of Votes and was prepared in my presence on November 27, 2012.


Nancy Schultz Voets, County Clerk
The County of Will, Illinois

01 = BALLOTS CAST

VOTES PERCENT
19,271

NEW LENOX TOWNSHIP REFERENDUM
Vote for not more than 1
02 = YES
03 = NO

VOTES PERCENT
9,934 54.78
8,202 45.22

	01	02	03
0181 NEW LENOX PCT 001	816	420	353
0182 NEW LENOX PCT 002	881	439	389
0183 NEW LENOX PCT 003	819	368	379
0184 NEW LENOX PCT 004	772	406	329
0185 NEW LENOX PCT 005	939	506	371
0186 NEW LENOX PCT 006	996	514	438
0187 NEW LENOX PCT 007	1131	633	433
0188 NEW LENOX PCT 008	1014	553	398
0189 NEW LENOX PCT 009	1016	524	433
0190 NEW LENOX PCT 010	977	517	396
0191 NEW LENOX PCT 011	998	504	434
0192 NEW LENOX PCT 012	964	480	409
0193 NEW LENOX PCT 013	942	480	415
0194 NEW LENOX PCT 014	1117	558	488
0195 NEW LENOX PCT 015	956	524	391
0196 NEW LENOX PCT 016	951	471	426
0197 NEW LENOX PCT 017	1006	540	419
0198 NEW LENOX PCT 018	871	454	367
0199 NEW LENOX PCT 019	982	482	426
0200 NEW LENOX PCT 020	1123	561	508

I, the undersigned do hereby certify that on November 27, 2012, I canvassed the returns of an election held on November 6, 2012 for NEW LENOX TOWNSHIP and I proclaim that a total of 19,271 voters requested and received ballots and I do further certify that the following Question of Public Policy did receive the number of votes herein recorded and has **PASSED**.

Shall New Lenox Township have the authority to arrange for the supply of electricity for its residential and small commercial retail customers who have not opted out of such program?

I further certify that the above is a true and complete Abstract of Votes and was prepared in my presence on November 27, 2012.

Nancy Schultz Voets
Nancy Schultz Voets, County Clerk
The County of Will, Illinois

01 = BALLOTS CAST

VOTES PERCENT

474

WILTON TOWNSHIP REFERENDUM

Vote for not more than 1

02 = YES

03 = NO

VOTES PERCENT

215 46.74

245 53.26

01 02 03

474 215 245

G303 WILTON PCT 001

I, the undersigned do hereby certify that on November 27, 2012, I canvassed the returns of an election held on November 6, 2012 for WILTON TOWNSHIP and I proclaim that a total of 474 voters requested and received ballots and I do further certify that the following Question of Public Policy did receive the number of votes herein recorded and has **FAILED**.

Shall the limiting rate under the Property Tax Extension Limitation Law for Wilton Township, Will County, Illinois, be increased by an additional amount equal to .0712% above the limiting rate for the levy year 2011, and be equal to .2600% of the equalized assessed value of the taxable property for levy years 2012, 2013, 2014 and 2015?


(1) The approximate amount of taxes extendable at the most recently extended limiting rate is \$52,807.58, and the approximate amount of taxes extendable if the proposition is approved is \$72,722.31.

(2) For the 2012 levy year the approximate amount of the additional tax extendable against property containing a single family residence and having a fair market value of \$100,000 is estimated to be \$23.73.

(3) Based upon an average annual percentage increase in the market value if such property of 1.25%, the approximate amount of the additional tax extendable against such property for the 2013 levy year is estimated to be \$24.02 and for the 2014 levy year is estimated to be \$24.33 and for the 2015 levy year is estimated to be \$24.63.

(4) If the proposition is approved, the aggregate extension for 2012, 2013, 2014 and 2015 will be determined by the limiting rate set forth in the proposition rather than the otherwise applicable limiting rate calculated under the provisions of the Property Tax Extension Limitation Law (commonly known as the Property Tax Cap Law).

I further certify that the above is a true and complete Abstract of Votes and was prepared in my presence on November 27, 2012.


Nancy Schultz Voets, County Clerk
The County of Will, Illinois

01 = BALLOTS CAST

VOTES	PERCENT		VOTES	PERCENT
6,151		MANHATTAN-ELWOOD PUBLIC LIBRARY DISTRICT REFERENDUM		
		Vote for not more than 1		
		02 = YES	2,697	44.73
		03 = NO	3,332	55.27

	01	02	03
0106 JACKSON PCT 001	980	387	573
0107 JACKSON PCT 002	1005	378	614
0169 MANHATTAN PCT 001	969	508	447
0170 MANHATTAN PCT 002	1025	461	537
0171 MANHATTAN PCT 003	1211	487	694
0172 MANHATTAN PCT 004	961	476	467

I, the undersigned do hereby certify that on November 27, 2012, I canvassed the returns of an election held on November 6, 2012 for MANHATTAN-ELWOOD PUBLIC LIBRARY DISTRICT and I proclaim that a total of 6,151 voters requested and received ballots and I do further certify that the following Question of Public Policy did receive the number of votes herein recorded and has **FAILED**.

Shall the bonds of the Manhattan-Elwood Public Library District, Will County, Illinois, in the amount of \$3,500,000 be issued for the purpose of purchasing a portion of a building to be used as a library, repairing, remodeling and improving said building, furnishing necessary equipment therefor and acquiring library materials (such as books, periodicals, films and recordings) and electronic data storage and retrieval facilities in connection therewith?

I further certify that the above is a true and complete Abstract of Votes and was prepared in my presence on November 27, 2012.

Nancy Schultz Vooks
Nancy Schultz Vooks, County Clerk
The County of Will, Illinois