



Nancy Schultz Voots

W I L L C O U N T Y C L E R K

REPUBLICAN CANVASS

WILL COUNTY GENERAL PRIMARY ELECTION MARCH 20, 2012 JOLIET, ILLINOIS

**ELECTION SUMMARY
(INCLUDING CITY OF AURORA RESULTS)
PRECINCT COMMITTEEMEN
WRITE-IN VOTE LISTING
MISCELLANEOUS REFERENDA**



Nancy Schultz Voots


W I L L C O U N T Y C L E R K

Will County Clerk's Office • 302 N. Chicago Street • Joliet, Illinois 60432
815 • 740 • 4615 • Fax: 815 • 740 • 4699
Website: www.thewillcountyclerk.com • E-mail: coclrk@willcountyillinois.com

CERTIFICATE OF CANVASS RESULTS

State of Illinois }
County of Will } SS

I, Nancy Schultz Voots, do hereby certify that on April 10, 2012, I canvassed the returns of the General Primary Election held on March 20, 2012 for the County of Will and the foregoing true and complete Abstract of Votes was prepared in my presence in the office of the County Clerk in Will County, this 10th day of April, 2012.



Nancy Schultz Voots, County Clerk
The County of Will, Illinois



Nancy Schultz Voots

W I L L C O U N T Y C L E R K



Republican Party

ELECTION SUMMARY

(INCLUDING CITY OF AURORA RESULTS)

ABSTRACT OF VOTES

GENERAL PRIMARY ELECTION
 MARCH 20, 2012
 STATISTICS

OFFICIAL RESULTS

REPORT-EL45A

PAGE 001

	TOTAL VOTES	%	ELECTION DAY	CENTRAL COUNT	PROV/GRACE	CITY OF AURORA		TOTAL COMBINED WITH CITY OF AURORA
PRECINCTS COUNTED (OF 303)	303	100.00						
REGISTERED VOTERS - TOTAL	371,928							
BALLOTS CAST - TOTAL	78,033		69,804	7,023	1,206	844		78,877
BALLOTS CAST - REPUBLICAN	53,119	68.07	47,970	4,370	779	470		53,589
BALLOTS CAST - FEDERAL REPUBLICAN	138	.18	132	6	0			
BALLOTS CAST - DEMOCRATIC	22,576	28.93	19,720	2,455	401	362		22,938
BALLOTS CAST - FEDERAL DEMOCRATIC	84	.11	78	3	3			
BALLOTS CAST - NONPARTISAN	2,116	2.71	1,904	189	23	12		2,128
BALLOTS CAST - BLANK	25	.03	16	4	5			
VOTER TURNOUT - TOTAL		20.98						
VOTER TURNOUT - BLANK		.01						

ABSTRACT OF VOTES

GENERAL PRIMARY ELECTION
MARCH 20, 2012
REPUBLICAN

OFFICIAL RESULTS

REPORT - EL45A

PAGE 002

	TOTAL VOTES	%	ELECTION DAY	CENTRAL COUNT	PROV/GRACE	CITY OF AURORA	TOTAL COMBINED WITH CITY OF AURORA
PRESIDENT OF THE UNITED STATES - TOTAL							
Vote for not more than 1 (WITH 303 OF 303 COUNTED)							
Mitt Romney	25,990	49.25	23,623	2,041	326	228	26,218
Ron Paul	4,571	8.66	4,127	362	82	46	4,617
Rick Perry	246	.47	223	21	2	2	248
Newt Gingrich	4,312	8.17	3,729	473	110	33	4,345
Charles "Buddy" Roemer	146	.28	124	20	2	1	147
Rick Santorum	17,503	33.17	15,862	1,404	237	157	17,660
PRESIDENT OF THE UNITED STATES 1ST CONGRESSIONAL DISTRICT							
Vote for not more than 1 (WITH 48 OF 48 COUNTED)							
Mitt Romney	5,377	49.57	4,810	533	34		
Ron Paul	887	8.18	799	79	9		
Rick Perry	41	.38	37	4	0		
Newt Gingrich	792	7.30	661	113	18		
Charles "Buddy" Roemer	26	.24	22	4	0		
Rick Santorum	3,724	34.33	3,333	357	34		
PRESIDENT OF THE UNITED STATES 2ND CONGRESSIONAL DISTRICT							
Vote for not more than 1 (WITH 27 OF 27 COUNTED)							
Mitt Romney	1,808	44.40	1,664	113	31		
Ron Paul	356	8.74	320	25	11		
Rick Perry	19	.47	19	0	0		
Newt Gingrich	331	8.13	278	40	13		
Charles "Buddy" Roemer	11	.27	10	0	1		
Rick Santorum	1,547	37.99	1,403	112	32		
PRESIDENT OF THE UNITED STATES 3RD CONGRESSIONAL DISTRICT							
Vote for not more than 1 (WITH 43 OF 43 COUNTED)							
Mitt Romney	4,030	48.74	3,658	335	37		
Ron Paul	806	9.75	739	57	10		
Rick Perry	43	.52	40	2	1		
Newt Gingrich	716	8.66	650	56	10		
Charles "Buddy" Roemer	19	.23	15	3	1		
Rick Santorum	2,655	32.11	2,422	218	15		
PRESIDENT OF THE UNITED STATES 4TH CONGRESSIONAL DISTRICT							
Vote for not more than 1 (WITH 148 OF 148 COUNTED)							
Mitt Romney	9,313	48.83	8,503	620	190		
Ron Paul	1,658	8.69	1,504	116	38		
Rick Perry	105	.55	98	6	1		
Newt Gingrich	1,659	8.70	1,438	159	62		
Charles "Buddy" Roemer	57	.30	53	4	0		
Rick Santorum	6,282	32.93	5,743	404	135		

	TOTAL VOTES	%	ELECTION DAY	CENTRAL COUNT	PROV/GRACE	CITY OF AURORA	TOTAL COMBINED WITH CITY OF AURORA
PRESIDENT OF THE UNITED STATES							
14TH CONGRESSIONAL DISTRICT							
Vote for not more than 1							
(WITH 41 OF 41 COUNTED)							
Mitt Romney	4,356	54.82	3,979	347	30	228	4,584
Ron Paul	632	7.95	563	59	10	46	678
Rick Perry	25	.31	19	6	0	2	27
Newt Gingrich	586	7.37	505	74	7	33	619
Charles "Buddy" Roemer	22	.28	17	5	0	1	23
Rick Santorum	2,325	29.26	2,065	244	16	157	2,482
PRESIDENT OF THE UNITED STATES							
16TH CONGRESSIONAL DISTRICT							
Vote for not more than 1							
(WITH 14 OF 14 COUNTED)							
Mitt Romney	1,106	43.20	1,009	93	4		
Ron Paul	232	9.06	202	26	4		
Rick Perry	13	.51	10	3	0		
Newt Gingrich	228	8.91	197	31	0		
Charles "Buddy" Roemer	11	.43	7	4	0		
Rick Santorum	970	37.89	896	69	5		
REPRESENTATIVE IN CONGRESS 1ST CONGRESSIONAL DISTRICT							
Vote for not more than 1							
(WITH 48 OF 48 COUNTED)							
Frederick Collins	2,039	21.83	1,746	271	22		
Donald E. Peloquin	6,643	71.12	5,996	594	53		
Jimmy Lee Tillman, II	659	7.05	587	67	5		
REPRESENTATIVE IN CONGRESS 2ND CONGRESSIONAL DISTRICT							
Vote for not more than 1							
(WITH 27 OF 27 COUNTED)							
James H. Taylor, Sr.	1,229	35.53	1,126	77	26		
Brian Woodworth	2,230	64.47	2,017	164	49		
REPRESENTATIVE IN CONGRESS 3RD CONGRESSIONAL DISTRICT							
Vote for not more than 1							
(WITH 43 OF 43 COUNTED)							
Arthur J. Jones	782	11.01	716	57	9		
Richard L. Grabowski	4,130	58.14	3,731	358	41		
Jim Falvey	2,192	30.86	2,014	163	15		
REPRESENTATIVE IN CONGRESS 11TH CONGRESSIONAL DISTRICT							
Vote for not more than 1							
(WITH 148 OF 148 COUNTED)							
Judy Biggett	12,226	98.77	11,018	895	313		
Candidate Removed	0		0	0	0		
WRITE-IN	152	1.23	139	10	3		

ABSTRACT OF VOTES

GENERAL PRIMARY ELECTION
MARCH 20, 2012
REPUBLICAN

OFFICIAL RESULTS

REPORT -EL45A

PAGE 004

CITY OF AURORA
TOTAL
COMBINED WITH
CITY OF AURORA

	TOTAL VOTES	%	ELECTION DAY	CENTRAL COUNT	PROV/GRACE		
REPRESENTATIVE IN CONGRESS 14TH CONGRESSIONAL DISTRICT							
Vote for not more than 1 (WITH 41 OF 41 COUNTED)							
Randy M. Hultgren.	6,658	98.78	5,994	613	51	433	7,091
WRITE-IN.	82	1.22	70	8	4	0	82

REPRESENTATIVE IN CONGRESS 16TH CONGRESSIONAL DISTRICT							
Vote for not more than 1 (WITH 14 OF 14 COUNTED)							
Adam Kinzinger.	1,941	77.64	1,750	183	8		
Donald A. Manzullo	559	22.36	516	39	4		

DELEGATE - NATIONAL NOMINATING CONV 1ST CONGRESSIONAL DISTRICT							
Vote for not more than 3 (WITH 48 OF 48 COUNTED)							
Jeff Arseneau	4,601	16.03	4,077	492	32		
Shaun Murphy	4,656	16.22	4,142	485	29		
Patrick E. Rea.	4,416	15.39	3,899	487	30		
Jerome Kohn.	835	2.91	749	77	9		
Greg Stetch.	844	2.94	762	72	10		
Matthew Murphy.	1,010	3.52	904	94	12		
Larry Beaumont.	815	2.84	682	117	16		
Chuck Augustyniak.	767	2.67	634	116	17		
Michael R. Naughton	840	2.93	703	122	15		
Eric M. Wallace	3,279	11.43	2,927	320	32		
Jennifer L. Wallace	3,339	11.63	2,968	339	32		
Gina M. Danaher	3,298	11.49	2,933	331	34		

DELEGATE - NATIONAL NOMINATING CONV 2ND CONGRESSIONAL DISTRICT							
Vote for not more than 3 (WITH 27 OF 27 COUNTED)							
Kurt D. Diekelman.	1,582	14.67	1,449	104	29		
Marjorie Milone	1,454	13.48	1,333	96	25		
Suzy J. Newberg	1,447	13.41	1,320	97	30		
Anthony Raczek.	386	3.58	341	33	12		
James P. Wogan.	336	3.11	297	28	11		
Lisa Wogan	361	3.35	323	29	9		
Barbara ("Bobbie") Peterson	473	4.38	416	43	14		
Judy A. Diekelman.	385	3.57	332	39	14		
Darrel Smith	308	2.86	258	34	16		
David E. Smith.	1,400	12.98	1,263	109	28		
Ceasar I. LeFlore.	1,266	11.74	1,145	95	26		
Jay Farquhar	1,389	12.88	1,253	107	29		

DELEGATE - NATIONAL NOMINATING CONV
 3RD CONGRESSIONAL DISTRICT
 Vote for not more than 3
 (WITH 43 OF 43 COUNTED)

	TOTAL VOTES	%	ELECTION DAY	CENTRAL COUNT	PROV/GRACE	
Ian Brenson	3,062	14.48	2,761	270	31	
Steven A. Dagle	3,141	14.86	2,838	271	32	
Elizabeth 'Liz' Doody Gorman	3,194	15.11	2,876	286	32	
Dan Karl	801	3.79	734	58	9	
Sean Athy	715	3.38	647	58	10	
Tim Marszalik	821	3.88	743	66	12	
Mike Dropka	641	3.03	579	56	6	
Steve Balich	1,191	5.63	1,066	114	11	
Dennis Cook	657	3.11	604	46	7	
Richard L. Grabowski	2,589	12.25	2,358	214	17	
Thomas M. Mann	2,163	10.23	1,964	185	14	
Lynn Livesay	2,166	10.25	1,965	188	13	

CITY OF AURORA
 TOTAL
 COMBINED WITH
 CITY OF AURORA

DELEGATE - NATIONAL NOMINATING CONV
 11TH CONGRESSIONAL DISTRICT
 Vote for not more than 3
 (WITH 148 OF 148 COUNTED)

Roger C. Claar	8,710	17.36	7,928	592	190	
Jay D. Bergman	7,931	15.81	7,212	554	165	
Eduardo J. Fernandez	7,098	14.15	6,437	507	154	
Michael Langenberg	1,613	3.22	1,476	106	31	
Christopher Soppet	1,478	2.95	1,350	99	29	
Mary Ann Tobar	1,907	3.80	1,729	142	36	
Penny Falcon	1,579	3.15	1,379	144	56	
Richard Kavanagh	2,033	4.05	1,769	193	71	
Cedra Crenshaw	1,772	3.53	1,549	158	65	
John Gardner Huff	5,367	10.70	4,876	363	128	
Cynthia Schneider	5,673	11.31	5,165	386	122	
Ignacio G. "Jerry" Ramirez	5,010	9.99	4,539	361	110	

DELEGATE - NATIONAL NOMINATING CONV
 14TH CONGRESSIONAL DISTRICT
 Vote for not more than 3
 (WITH 41 OF 41 COUNTED)

Ethan A. Hastert	3,988	19.00	3,624	332	32	217	4,205
William W. Lefew	3,616	17.23	3,288	299	29	203	3,819
Gabriela F. Wyatt	3,668	17.48	3,337	304	27	206	3,874
Matthew Sterba	647	3.08	575	67	5	47	694
Mark Widhalm	629	3.00	560	62	7	48	677
Justin Smith	638	3.04	565	65	8	49	687
Thomas "T.R." Smith	555	2.64	477	72	6	34	589
Nick Provenzano	593	2.83	517	69	7	33	626
Scott R. Gryder	536	2.55	455	75	6	31	567
Al Salvi	2,028	9.66	1,787	228	13	135	2,163
Kathleen R. Salvi	2,081	9.92	1,845	225	11	147	2,228
Irene M. Napier	2,006	9.56	1,764	228	14	133	2,139

ABSTRACT OF VOTES

GENERAL PRIMARY ELECTION
MARCH 20, 2012
REPUBLICAN

OFFICIAL RESULTS

REPORT-EL45A

PAGE 006

	TOTAL VOTES	%	ELECTION DAY	CENTRAL COUNT	PROV/GRACE	CITY OF AURORA	TOTAL COMBINED WITH CITY OF AURORA
DELEGATE - NATIONAL NOMINATING CONV							
16TH CONGRESSIONAL DISTRICT							
Vote for not more than 3							
(WITH 14 OF 14 COUNTED)							
Timothy N. Koritz	911	13.38	820	87	4		
Joshua Lanning	879	12.91	792	83	4		
Dan Rutherford	1,020	14.98	927	89	4		
Heidi Emmett	243	3.57	212	27	4		
Samuel Felker	232	3.41	205	24	3		
Andrius Gaiziunas	193	2.83	166	24	3		
Beth M. Welbers	261	3.83	227	34	0		
Eldon Entwistle	212	3.11	184	28	0		
John F. Sweeney	263	3.86	231	32	0		
Chris Arndt	840	12.34	775	61	4		
Jan Peterson	895	13.15	823	68	4		
Dennis S. Kosinski	859	12.62	789	65	5		
ALT DELEGATE - NATIONAL NOMINATING CONV							
1ST CONGRESSIONAL DISTRICT							
Vote for not more than 3							
(WITH 48 OF 48 COUNTED)							
Sherrri Griffith	4,694	16.76	4,165	496	33		
Tonia S. Members	4,234	15.12	3,738	466	30		
Maribeth Churak	4,349	15.53	3,839	481	29		
Peter McCutcheon	931	3.33	838	84	9		
Robert Hardwidge	802	2.86	717	75	10		
Ben Stech	822	2.94	734	80	8		
Larry Wennlund	962	3.44	808	137	17		
Pedro "Pete" Anaya	729	2.60	609	105	15		
Doug R. Taylor, Sr.	758	2.71	627	116	15		
Karen A. Hayes	3,314	11.84	2,960	322	32		
Nicholas Tieman	3,226	11.52	2,880	313	33		
Sandra K. Czyznikiewicz	3,179	11.35	2,836	309	34		
ALT DELEGATE - NATIONAL NOMINATING CONV							
2ND CONGRESSIONAL DISTRICT							
Vote for not more than 3							
(WITH 27 OF 27 COUNTED)							
Tim Bukowski	1,692	17.37	1,554	104	34		
Isaac Hayes	1,437	14.75	1,313	97	27		
Miriam Shabo	1,430	14.68	1,308	95	27		
Melanie Alejandre	364	3.74	327	27	10		
Michael Neuliep	379	3.89	339	30	10		
Michael Watson	419	4.30	381	30	8		
Todd E. Arseneau	382	3.92	331	37	14		
Michael Bossert	392	4.02	335	44	13		
Kimberly A. Curlee	465	4.77	408	42	15		
George L. Pearson	1,427	14.65	1,288	106	33		
James Skutt	1,353	13.89	1,222	104	27		

ABSTRACT OF VOTES

GENERAL PRIMARY ELECTION
MARCH 20, 2012
REPUBLICAN

OFFICIAL RESULTS

REPORT -EL45A

PAGE 007

	TOTAL VOTES	%	ELECTION DAY	CENTRAL COUNT	PROV/GRACE	CITY OF AURORA	TOTAL COMBINED WITH CITY OF AURORA
ALT DELEGATE - NATIONAL NOMINATING CONV							
3RD CONGRESSIONAL DISTRICT							
Vote for not more than 3							
(WITH 43 OF 43 COUNTED)							
Dan Dixon	3,430	17.79	3,102	294	34		
George Offord	3,109	16.13	2,798	279	32		
Brian Reaves	3,158	16.38	2,838	286	34		
Josh Marszalik	810	4.20	738	64	8		
David Marszalik	833	4.32	759	66	8		
John Ciesar	804	4.17	733	61	10		
Vivienne Porter	839	4.35	742	87	10		
Julie Ann Craig	854	4.43	778	68	8		
Thomas Fuchsgruber	798	4.14	718	72	8		
Dean Mann	2,215	11.49	2,016	187	12		
Jacqueline Grabowski	2,427	12.59	2,210	202	15		
ALT DELEGATE - NATIONAL NOMINATING CONV							
11TH CONGRESSIONAL DISTRICT							
Vote for not more than 3							
(WITH 148 OF 148 COUNTED)							
Matthew M. Gombs	8,456	19.54	7,684	592	180		
William M. 'Bill' Mayer	9,138	21.12	8,343	616	179		
Steven A. Quigley	8,873	20.51	8,064	619	190		
Aaron Criss	2,499	5.78	2,300	158	41		
Paul Chrones	2,352	5.44	2,161	154	37		
Jason Schade	2,338	5.40	2,141	157	40		
Brian J. Russell	3,499	8.09	3,122	269	108		
Steve Orlando	3,238	7.48	2,863	269	106		
Ruben Sanmiguel	2,879	6.65	2,555	231	93		
ALT DELEGATE - NATIONAL NOMINATING CONV							
14TH CONGRESSIONAL DISTRICT							
Vote for not more than 3							
(WITH 41 OF 41 COUNTED)							
Brian Sager	3,720	18.26	3,384	307	29	204	3,924
Mark Shepherd	3,730	18.30	3,392	308	30	207	3,937
Daniel Venturi	3,516	17.25	3,183	302	31	200	3,716
Dan O'Brien	695	3.41	624	63	8	51	746
Rob Plerucci	585	2.87	522	58	5	42	627
Calvin Kunkel	562	2.76	497	57	8	48	610
Steve Bishop	602	2.95	528	66	8	33	635
Douglas A. "Doug" Booth	536	2.63	465	66	5	28	564
Mike Shorten	501	2.46	427	68	6	30	531
Charles G. Bacon	1,896	9.30	1,664	222	10	132	2,028
Terry Hunt	1,940	9.52	1,699	228	13	148	2,088
Nancy Weber	2,094	10.28	1,849	234	11	144	2,238

	TOTAL VOTES	%	ELECTION DAY	CENTRAL COUNT	PROV/GRACE	CITY OF AURORA	TOTAL COMBINED WITH CITY OF AURORA
ALT DELEGATE - NATIONAL NOMINATING CONV							
16TH CONGRESSIONAL DISTRICT							
Vote for not more than 3							
(WITH 14 OF 14 COUNTED)							
Barbara Frobish	907	13.68	814	89	4		
Susan J. Thornton.	953	14.37	859	90	4		
Gregory L. Witzleb, Sr..	877	13.23	789	84	4		
Darrell Lake	230	3.47	202	24	4		
Ryan Michie.	216	3.26	189	23	4		
Diane Kennicker	238	3.59	208	26	4		
Peggy Klopfenstein	237	3.57	207	30	0		
Luther Landon	217	3.27	191	26	0		
Jason C. Leviskas.	217	3.27	188	29	0		
Phil Peterson	854	12.88	784	67	3		
Bill Cross	856	12.91	788	65	3		
Barbara Offill.	829	12.50	756	69	4		
STATE SENATOR 15TH LEGISLATIVE DISTRICT							
Vote for not more than 1							
(WITH 13 OF 13 COUNTED)							
No Candidate Filed	0		0	0	0		
STATE SENATOR 17TH LEGISLATIVE DISTRICT							
Vote for not more than 1							
(WITH 8 OF 8 COUNTED)							
No Candidate Filed	0		0	0	0		
STATE SENATOR 19TH LEGISLATIVE DISTRICT							
Vote for not more than 1							
(WITH 47 OF 47 COUNTED)							
No Candidate Filed	0		0	0	0		
STATE SENATOR 21ST LEGISLATIVE DISTRICT							
Vote for not more than 1							
(WITH 18 OF 18 COUNTED)							
Michael G. Connelly	3,039	100.00	2,824	183	32		
STATE SENATOR 38TH LEGISLATIVE DISTRICT							
Vote for not more than 1							
(WITH 12 OF 12 COUNTED)							
Sue Rezin	1,699	100.00	1,552	138	9		
STATE SENATOR 40TH LEGISLATIVE DISTRICT							
Vote for not more than 1							
(WITH 30 OF 30 COUNTED)							
No Candidate Filed	0		0	0	0		

ABSTRACT OF VOTES

GENERAL PRIMARY ELECTION
MARCH 20, 2012
REPUBLICAN

OFFICIAL RESULTS

REPORT-EL45A

PAGE 009

	TOTAL VOTES	%	ELECTION DAY	CENTRAL COUNT	PROV/GRACE	CITY OF AURORA	TOTAL COMBINED WITH CITY OF AURORA
STATE SENATOR 41ST LEGISLATIVE DISTRICT							
Vote for not more than 1 (WITH 16 OF 16 COUNTED)							
Christine Radogno	3,663	98.81	3,328	311	24		
WRITE-IN	44	1.19	37	7	0		
STATE SENATOR 42ND LEGISLATIVE DISTRICT							
Vote for not more than 1 (WITH 6 OF 6 COUNTED)							
Peter Hurtado	585	100.00	525	57	3	411	996
STATE SENATOR 43RD LEGISLATIVE DISTRICT							
Vote for not more than 1 (WITH 84 OF 84 COUNTED)							
Sandy Johnson	7,518	100.00	6,791	566	161		
STATE SENATOR 49TH LEGISLATIVE DISTRICT							
Vote for not more than 1 (WITH 91 OF 91 COUNTED)							
Brian J. Smith	1,907	14.40	1,740	134	33	0	1,907
Gary M. Fitzgerald	3,700	27.94	3,286	347	67	0	3,700
Garrett M. Peck	6,895	52.07	6,249	542	104	0	6,895
J. Anthony "Tony" Giles	740	5.59	662	63	15	0	740
REPRESENTATIVE IN THE GENERAL ASSEMBLY							
29TH REPRESENTATIVE DISTRICT							
Vote for not more than 1 (WITH 13 OF 13 COUNTED)							
No Candidate Filed	0		0	0	0		
REPRESENTATIVE IN THE GENERAL ASSEMBLY							
34TH REPRESENTATIVE DISTRICT							
Vote for not more than 1 (WITH 8 OF 8 COUNTED)							
No Candidate Filed	0		0	0	0		
REPRESENTATIVE IN THE GENERAL ASSEMBLY							
37TH REPRESENTATIVE DISTRICT							
Vote for not more than 1 (WITH 43 OF 43 COUNTED)							
Renee Kosel	8,134	100.00	7,198	862	74		
REPRESENTATIVE IN THE GENERAL ASSEMBLY							
38TH REPRESENTATIVE DISTRICT							
Vote for not more than 1 (WITH 6 OF 6 COUNTED)							
No Candidate Filed	0		0	0	0		

ABSTRACT OF VOTES

GENERAL PRIMARY ELECTION
MARCH 20, 2012
REPUBLICAN

OFFICIAL RESULTS

REPORT - EL45A

PAGE 010

	TOTAL VOTES	%	ELECTION DAY	CENTRAL COUNT	PROV/GRACE	CITY OF AURORA	TOTAL COMBINED WITH CITY OF AURORA
REPRESENTATIVE IN THE GENERAL ASSEMBLY 41ST REPRESENTATIVE DISTRICT Vote for not more than 1 (WITH 18 OF 18 COUNTED)							
Darlene Senger	3,245	100.00	3,027	184	34		
REPRESENTATIVE IN THE GENERAL ASSEMBLY 75TH REPRESENTATIVE DISTRICT Vote for not more than 1 (WITH 12 OF 12 COUNTED)							
Pam Roth.	1,651	100.00	1,509	133	9		
REPRESENTATIVE IN THE GENERAL ASSEMBLY 79TH REPRESENTATIVE DISTRICT Vote for not more than 1 (WITH 5 OF 5 COUNTED)							
Glenn Nixon.	572	100.00	508	57	7		
REPRESENTATIVE IN THE GENERAL ASSEMBLY 80TH REPRESENTATIVE DISTRICT Vote for not more than 1 (WITH 27 OF 27 COUNTED)							
No Candidate Filed	0		0	0	0		
REPRESENTATIVE IN THE GENERAL ASSEMBLY 81ST REPRESENTATIVE DISTRICT Vote for not more than 1 (WITH 3 OF 3 COUNTED)							
Deborah L. "Debbie" Boyle	220	59.78	205	11	4		
Ron Sandack.	148	40.22	138	8	2		
REPRESENTATIVE IN THE GENERAL ASSEMBLY 82ND REPRESENTATIVE DISTRICT Vote for not more than 1 (WITH 13 OF 13 COUNTED)							
Jim Durkin	2,451	69.16	2,206	231	14		
Laura Reigle	1,093	30.84	1,003	84	6		
REPRESENTATIVE IN THE GENERAL ASSEMBLY 34TH REPRESENTATIVE DISTRICT Vote for not more than 1 (WITH 6 OF 6 COUNTED)							
Patricia "Pat" Fee	602	100.00	539	59	4	414	1,016
REPRESENTATIVE IN THE GENERAL ASSEMBLY 35TH REPRESENTATIVE DISTRICT vote for not more than 1 (WITH 37 OF 37 COUNTED)							
No Candidate Filed	0		0	0	0		

ABSTRACT OF VOTES

GENERAL PRIMARY ELECTION
MARCH 20, 2012
REPUBLICAN

OFFICIAL RESULTS

REPORT - EL45A PAGE 011
CITY OF AURORA TOTAL
COMBINED WITH
CITY OF AURORA

	TOTAL VOTES	%	ELECTION DAY	CENTRAL COUNT	PROV/GRACE		
REPRESENTATIVE IN THE GENERAL ASSEMBLY							
86TH REPRESENTATIVE DISTRICT							
Vote for not more than 1							
(WITH 49 OF 49 COUNTED)							
Ryan Martin Alm	4,212	100.00	3,759	383	70		
REPRESENTATIVE IN THE GENERAL ASSEMBLY							
97TH REPRESENTATIVE DISTRICT							
Vote for not more than 1							
(WITH 44 OF 44 COUNTED)							
Tom Cross	6,504	100.00	5,774	662	68	0	6,504
REPRESENTATIVE IN THE GENERAL ASSEMBLY							
98TH REPRESENTATIVE DISTRICT							
Vote for not more than 1							
(WITH 55 OF 55 COUNTED)							
Robert "Bob" Kalnicky	3,630	55.68	3,361	190	79		
Janet C. Silosky	2,889	44.32	2,603	216	70		
CIRCUIT CLERK							
Vote for not more than 1							
(WITH 303 OF 303 COUNTED)							
Marlene Carlson	42,991	100.00	38,782	3,597	612	407	43,398
RECORDER OF DEEDS							
Vote for not more than 1							
(WITH 303 OF 303 COUNTED)							
Laurie McPhillips.	43,431	100.00	39,157	3,638	636	407	43,838
STATE'S ATTORNEY							
Vote for not more than 1							
(WITH 303 OF 303 COUNTED)							
Dave Carlson	43,111	100.00	38,894	3,596	621	406	43,517
COUNTY AUDITOR							
Vote for not more than 1							
(WITH 303 OF 303 COUNTED)							
Mark Batinick	42,467	100.00	38,326	3,538	603	404	42,871
CORONER							
Vote for not more than 1							
(WITH 303 OF 303 COUNTED)							
Charles Lyons	42,606	100.00	38,428	3,573	605	402	43,008
CHIEF EXECUTIVE OFFICER							
Vote for not more than 1							
(WITH 303 OF 303 COUNTED)							
Cory Singer.	42,321	100.00	38,190	3,526	605	407	42,728

ABSTRACT OF VOTES

GENERAL PRIMARY ELECTION
 MARCH 20, 2012
 REPUBLICAN

OFFICIAL RESULTS

REPORT-EL45A PAGE 012

	TOTAL VOTES	%	ELECTION DAY	CENTRAL COUNT	PROV/GRACE	CITY OF AURORA	TOTAL COMBINED WITH CITY OF AURORA
REGIONAL SUPERINTENDENT OF SCHOOLS (IROQUOIS & KANKAKEE COUNTIES)							
Vote for not more than 1 (WITH 1 OF 1 COUNTED)							
Gregg Murphy	1	100.00	1	0	0		
COUNTY BOARD MEMBER DISTRICT ONE							
Vote for not more than 2 (WITH 26 OF 26 COUNTED)							
Heather Van Cleave Farquhar	1,028	16.94	926	81	21		
Dave Stockton	1,334	21.98	1,221	86	27		
Kent B. Heisner	1,581	26.05	1,425	127	29		
Judy Ogalla	2,126	35.03	1,907	174	45		
COUNTY BOARD MEMBER DISTRICT TWO							
Vote for not more than 2 (WITH 25 OF 25 COUNTED)							
Jim Moustis	3,368	36.95	2,980	349	39		
J. C. "Tuck" Marshall	1,463	16.05	1,329	123	11		
Angela Dell	1,324	14.52	1,189	121	14		
Dave Izzo	2,961	32.48	2,647	281	33		
COUNTY BOARD MEMBER DISTRICT THREE							
Vote for not more than 2 (WITH 21 OF 21 COUNTED)							
Victor D. Zack	1,478	47.96	1,358	63	57		
Stephen J. Engel	1,604	52.04	1,488	62	54		
COUNTY BOARD MEMBER DISTRICT FOUR							
Vote for not more than 2 (WITH 21 OF 21 COUNTED)							
Kenneth R. Cygan	1,835	51.81	1,673	92	70		
Felix George	1,707	48.19	1,546	86	75		
COUNTY BOARD MEMBER DISTRICT FIVE							
Vote for not more than 2 (WITH 16 OF 16 COUNTED)							
Lee Ann Goodson	2,242	52.54	1,994	230	18	371	2,613
John F. Argoudelis	2,025	47.46	1,764	245	16	330	2,355
COUNTY BOARD MEMBER DISTRICT SIX							
Vote for not more than 2 (WITH 28 OF 28 COUNTED)							
Don Gould	4,141	55.37	3,693	416	32		
Ragan Freitag	3,338	44.63	2,964	349	25		

ABSTRACT OF VOTES

GENERAL PRIMARY ELECTION
MARCH 20, 2012
REPUBLICAN

OFFICIAL RESULTS

REPORT-EL45A

PAGE 013

	TOTAL VOTES	%	ELECTION DAY	CENTRAL COUNT	PROV/GRACE	CITY OF AURORA	TOTAL COMBINED WITH CITY OF AURORA
COUNTY BOARD MEMBER DISTRICT SEVEN							
Vote for not more than 2							
(WITH 24 OF 24 COUNTED)							
Mike Fricilone	2,324	22.94	2,137	171	16		
Kathleen Konicki	2,069	20.42	1,857	204	8		
Stephen J. Balich	2,217	21.88	1,962	241	14		
James Louch	805	7.95	730	73	2		
David H. Palya	537	5.30	478	50	9		
Cindy Polke	2,179	21.51	2,014	149	16		
COUNTY BOARD MEMBER DISTRICT EIGHT							
Vote for not more than 2							
(WITH 22 OF 22 COUNTED)							
No Candidate Filed	0		0	0	0		
WRITE-IN	83	100.00	75	8	0		
COUNTY BOARD MEMBER DISTRICT NINE							
Vote for not more than 2							
(WITH 25 OF 25 COUNTED)							
Catherine Perretta	2,780	93.54	2,521	220	39		
No Candidate Filed	0		0	0	0		
WRITE-IN	192	6.46	169	20	3		
COUNTY BOARD MEMBER DISTRICT TEN							
Vote for not more than 2							
(WITH 22 OF 22 COUNTED)							
Sharon Cemen Hicks	2,078	43.12	1,876	151	51		
Christine Boban-Merriman	1,638	33.99	1,465	138	35		
John Iacobucci	1,103	22.89	1,000	77	26		
COUNTY BOARD MEMBER DISTRICT ELEVEN							
Vote for not more than 2							
(WITH 23 OF 23 COUNTED)							
Suzanne Hart	2,502	29.08	2,312	164	26		
Charles "Chuck" Maher	2,471	28.72	2,302	147	22		
Joe (Joseph) Hudetz	1,769	20.56	1,644	105	20		
Debra H. Holscher	1,862	21.64	1,721	124	17		
COUNTY BOARD MEMBER DISTRICT TWELVE							
Vote for not more than 2							
(WITH 27 OF 27 COUNTED)							
Margo McDermed	2,855	27.97	2,545	293	17		
Tom Weigel	2,687	26.32	2,287	366	34		
Raymond Tuminello	2,282	22.35	2,033	231	18		
Chris Kosel	2,385	23.36	2,093	273	19		

	TOTAL VOTES	%	ELECTION DAY	CENTRAL COUNT	PROV/GRACE	CITY OF AURORA	TOTAL COMBINED WITH CITY OF AURORA
COUNTY BOARD MEMBER DISTRICT THIRTEEN							
Vote for not more than 2							
(WITH 23 OF 23 COUNTED)							
Timothy J. Kraulidis.	2,001	30.41	1,836	129	36		
Iłona Vaughn	1,327	20.16	1,226	79	22		
John J. McDonough.	1,217	18.49	1,089	96	32		
Randy Kainrath.	503	7.64	443	44	16		
Liz Collins.	1,533	23.29	1,345	150	38		

	TOTAL VOTES	%	ELECTION DAY	CENTRAL COUNT	PROV/GRACE	CITY OF AURORA	TOTAL COMBINED WITH CITY OF AURORA
UNINCORPORATED AREA REFERENDUM							
Vote for not more than 1 (WITH 204 OF 204 COUNTED)							
YES	6,005	40.48	5,416	512	77		
NO.	8,828	59.52	7,995	712	121		
CITY OF BRAIDWOOD REFERENDUM							
Vote for not more than 1 (WITH 3 OF 3 COUNTED)							
YES	338	51.21	309	29	0		
NO.	322	48.79	298	23	1		
CITY OF JOLIET REFERENDUM							
Vote for not more than 1 (WITH 73 OF 73 COUNTED)							
YES	4,749	46.67	4,138	522	89		
NO.	5,426	53.33	4,840	477	109		
CITY OF LOCKPORT REFERENDUM							
Vote for not more than 1 (WITH 15 OF 15 COUNTED)							
YES	1,366	45.96	1,225	130	11		
NO.	1,606	54.04	1,466	132	8		
CITY OF WILMINGTON REFERENDUM							
Vote for not more than 1 (WITH 6 OF 6 COUNTED)							
YES	282	45.71	234	44	4		
NO.	335	54.29	296	38	1		
VILLAGE OF BEECHER REFERENDUM							
Vote for not more than 1 (WITH 3 OF 3 COUNTED)							
YES	357	53.05	313	26	18		
NO.	316	46.95	288	18	10		
VILLAGE OF BOLINGBROOK REFERENDUM							
Vote for not more than 1 (WITH 30 OF 30 COUNTED)							
YES	2,996	54.60	2,728	172	96		
NO.	2,491	45.40	2,305	113	73		
VILLAGE OF CHANNAHON REFERENDUM							
Vote for not more than 1 (WITH 6 OF 6 COUNTED)							
YES	612	50.33	538	74	0		
NO.	604	49.67	546	57	1		

	TOTAL VOTES	%	ELECTION DAY	CENTRAL COUNT	PROV/GRACE	CITY OF AURORA	TOTAL COMBINED WITH CITY OF AURORA
VILLAGE OF COAL CITY REFERENDUM							
Vote for not more than 1 (WITH 1 OF 1 COUNTED)							
YES	0		0	0	0		
NO.	0		0	0	0		
VILLAGE OF CRETE REFERENDUM							
Vote for not more than 1 (WITH 8 OF 8 COUNTED)							
YES	773	54.59	709	60	4		
NO.	643	45.41	589	50	4		
VILLAGE OF DIAMOND REFERENDUM							
Vote for not more than 1 (WITH 2 OF 2 COUNTED)							
YES	0		0	0	0		
NO.	0		0	0	0		
VILLAGE OF ELWOOD REFERENDUM							
Vote for not more than 1 (WITH 2 OF 2 COUNTED)							
YES	265	65.59	240	23	2		
NO.	139	34.41	128	8	3		
VILLAGE OF FRANKFORT REFERENDUM							
Vote for not more than 1 (WITH 14 OF 14 COUNTED)							
YES	1,766	61.13	1,518	234	14		
NO.	1,123	38.87	999	115	9		
VILLAGE OF HOMER GLEN ELECTRICITY REFERENDUM							
Vote for not more than 1 (WITH 16 OF 16 COUNTED)							
YES	2,612	55.97	2,359	239	14		
NO.	2,055	44.03	1,854	192	9		
VILLAGE OF HOMER GLEN DEER CULLING REFERENDUM							
Vote for not more than 1 (WITH 16 OF 16 COUNTED)							
YES	1,854	38.75	1,616	225	13		
NO.	2,931	61.25	2,700	218	13		
VILLAGE OF LEMONT REFERENDUM							
Vote for not more than 1 (WITH 1 OF 1 COUNTED)							
YES	2	100.00	2	0	0		
NO.	0		0	0	0		

	TOTAL VOTES	%	ELECTION DAY	CENTRAL COUNT	PROV/GRACE	CITY OF AURORA	TOTAL COMBINED WITH CITY OF AURORA
VILLAGE OF MANHATTAN REFERENDUM							
Vote for not more than 1 (WITH 4 OF 4 COUNTED)							
YES	694	57.17	640	21	33		
NO.	520	42.83	496	6	18		
VILLAGE OF MINOOKA REFERENDUM							
Vote for not more than 1 (WITH 1 OF 1 COUNTED)							
YES	100	48.78	88	11	1		
NO.	105	51.22	99	5	1		
VILLAGE OF MOKENA REFERENDUM							
Vote for not more than 1 (WITH 13 OF 13 COUNTED)							
YES	1,524	56.24	1,258	252	14		
NO.	1,186	43.76	1,051	127	8		
VILLAGE OF MONEE ELECTRICITY REFERENDUM							
Vote for not more than 1 (WITH 4 OF 4 COUNTED)							
YES	376	47.78	341	12	23		
NO.	411	52.22	381	14	16		
VILLAGE OF MONEE ELECT CLERK REFERENDUM							
Vote for not more than 1 (WITH 4 OF 4 COUNTED)							
YES	714	89.14	660	24	30		
NO.	87	10.86	73	2	12		
VILLAGE OF ORLAND PARK REFERENDUM							
Vote for not more than 1 (WITH 1 OF 1 COUNTED)							
YES	39	73.58	35	1	3		
NO.	14	26.42	13	0	1		
VILLAGE OF PARK FOREST ELECTRICITY REFERENDUM							
Vote for not more than 1 (WITH 3 OF 3 COUNTED)							
YES	186	53.14	152	31	3		
NO.	164	46.86	135	27	2		
VILLAGE OF PARK FOREST 911 SURCHARGE REFERENDUM							
Vote for not more than 1 (WITH 3 OF 3 COUNTED)							
YES	93	26.57	75	18	0		
NO.	257	73.43	210	42	5		

	TOTAL VOTES	%	ELECTION DAY	CENTRAL COUNT	PROV/GRACE	CITY OF AURORA	TOTAL COMBINED WITH CITY OF AURORA
VILLAGE OF PEOTONE REFERENDUM							
Vote for not more than 1 (WITH 3 OF 3 COUNTED)							
YES	382	54.65	313	67	2		
NO.	317	45.35	280	36	1		
VILLAGE OF PLAINFIELD REFERENDUM							
Vote for not more than 1 (WITH 20 OF 20 COUNTED)							
YES	1,810	53.38	1,541	247	22		
NO.	1,581	46.62	1,403	171	7		
VILLAGE OF ROCKDALE REFERENDUM							
Vote for not more than 1 (WITH 1 OF 1 COUNTED)							
YES	79	51.63	73	4	2		
NO.	74	48.37	68	5	1		
VILLAGE OF ROMEOVILLE REFERENDUM							
Vote for not more than 1 (WITH 16 OF 16 COUNTED)							
YES	1,570	62.40	1,430	64	76		
NO.	946	37.60	885	34	27		
VILLAGE OF SHOREWOOD REFERENDUM							
Vote for not more than 1 (WITH 10 OF 10 COUNTED)							
YES	1,522	66.87	1,280	225	17		
NO.	754	33.13	643	98	13		
VILLAGE OF TINLEY PARK REFERENDUM							
Vote for not more than 1 (WITH 5 OF 5 COUNTED)							
YES	521	64.24	469	48	4		
NO.	290	35.76	255	32	3		
VILLAGE OF WOODRIDGE REFERENDUM							
Vote for not more than 1 (WITH 2 OF 2 COUNTED)							
YES	9	64.29	9	0	0		
NO.	5	35.71	5	0	0		
WILTON TOWNSHIP REFERENDUM							
Vote for not more than 1 (WITH 1 OF 1 COUNTED)							
YES	133	54.73	129	3	1		
NO.	110	45.27	98	9	3		

	TOTAL VOTES	%	ELECTION DAY	CENTRAL COUNT	PROV/GRACE	CITY OF AURORA	TOTAL COMBINED WITH CITY OF AURORA
MANHATTAN-ELWOOD PUBLIC LIBRARY DISTRICT REFERENDUM							
Vote for not more than 1							
(WITH 6 OF 6 COUNTED)							
YES	1,095	43.44	1,032	40	23		
NO.	1,426	56.56	1,314	74	38		
TAFT SCHOOL DISTRICT 90 REFERENDUM							
Vote for not more than 1							
(WITH 2 OF 2 COUNTED)							
YES	336	58.33	307	28	1		
NO.	240	41.67	207	31	2		



Nancy Schultz Voots

W I L L C O U N T Y C L E R K



Republican Party

CITY OF AURORA RESULTS

**SUMMARY &
PRECINCT DETAILS**

Cards Cast Report
 City of Aurora, IL
 General Primary

Date: Apr 09, 2012
 Time: 12:15 PM
 Page: 1 of 1

Will County March 20, 2012 Official Results

District/Reportunit	VGroup1	VGroup2	Ballot	Card	Cast	Voters	Percent
Jurisdiction Wide							
Ward 09 Pct 03	NP	NP	1	201	0	672	0.00
	D	NP	177	177	32	672	4.76
	D	NP	199	199	0	0	-
	R	NP	178	178	56	672	8.33
	R	NP	200	200	0	0	-
Ward 09 Pct 03 - Total	TOTAL	NP			88	672	13.10
Ward 09 Pct 04	NP	NP	1	201	1	831	0.12
	D	NP	179	179	59	831	7.10
	D	NP	199	199	0	0	-
	R	NP	180	180	86	831	10.35
	R	NP	200	200	0	0	-
Ward 09 Pct 04 - Total	TOTAL	NP			146	831	17.57
Ward 09 Pct 05	NP	NP	1	201	3	1348	0.22
	D	NP	181	181	98	1348	7.27
	D	NP	199	199	0	0	-
	R	NP	182	182	116	1348	8.61
	R	NP	200	200	0	0	-
Ward 09 Pct 05 - Total	TOTAL	NP			217	1348	16.10
Ward 09 Pct 06	NP	NP	1	201	1	790	0.13
	D	NP	183	183	53	790	6.71
	D	NP	185	185	0	0	-
	D	NP	199	199	0	0	-
	R	NP	184	184	69	790	8.73
	R	NP	186	186	0	0	-
	R	NP	200	200	0	0	-
Ward 09 Pct 06 - Total	TOTAL	NP			123	790	15.57
Ward 09 Pct 07	NP	NP	1	201	6	911	0.66
	D	NP	187	187	76	911	8.34
	D	NP	199	199	0	0	-
	R	NP	188	188	81	911	8.89
	R	NP	200	200	0	0	-
Ward 09 Pct 07 - Total	TOTAL	NP			163	911	17.89
Ward 09 Pct 08	NP	NP	1	201	1	921	0.11
	D	NP	189	189	44	921	4.78
	D	NP	191	191	0	0	-
	D	NP	199	199	0	0	-
	R	NP	190	190	62	921	6.73
	R	NP	192	192	0	0	-
	R	NP	200	200	0	0	-
Ward 09 Pct 08 - Total	TOTAL	NP			107	921	11.62
Total	NP	NP			12	5473	0.22
	D	NP			362	5473	6.61
	R	NP			470	5473	8.59
Total - Total	TOTAL	NP			844	5473	15.42

Election Summary Report

City of Aurora, IL

General Primary

Summary For WILL COUNTY, All Counters, All Races

MARCH 20, 2012

OFFICIAL RESULTS

Date:04/03/12

Time:20:17:22

Page:1 of 4

Registered Voters 5473 - Cards Cast 844 15.42%

Num. Report Precinct 6 - Num. Reporting 6 100.00%

D U.S. PRESIDENT		D		Total
Number of Precincts		6		
Precincts Reporting		6	100.0 %	
Times Counted		362/5473	6.6 %	
Total Votes		349		
BARACK OBAMA	D	345	98.85%	
RANDALL TERRY (WI)		0	0.00%	
JOHN J.POLACKEK (WI)		0	0.00%	
Write-in Votes		4	1.15%	

D ST SENATOR - 49TH DIST		D		Total
Number of Precincts		2		
Precincts Reporting		2	100.0 %	
Times Counted		0/0		
Total Votes		0		
J BERTINO-TARRANT	D	0	N/A	

D PRESIDENT 14TH CONG		D		Total
Number of Precincts		6		
Precincts Reporting		6	100.0 %	
Times Counted		362/5473	6.6 %	
Total Votes		349		
BARACK OBAMA	D	345	98.85%	
RANDALL TERRY (WI)		0	0.00%	
JOHN J.POLACKEK (WI)		0	0.00%	
Write-in Votes		4	1.15%	

D 84TH GEN ASSEMBLY REP		D		Total
Number of Precincts		6		
Precincts Reporting		6	100.0 %	
Times Counted		362/5473	6.6 %	
Total Votes		355		
ALEX ARROYO	D	88	24.79%	
STEPHANIE KIFOWIT	D	169	47.61%	
CAROLE CHENEY	D	98	27.61%	
Write-in Votes		0	0.00%	

D 14TH CONGRESS DIST REP		D		Total
Number of Precincts		6		
Precincts Reporting		6	100.0 %	
Times Counted		362/5473	6.6 %	
Total Votes		304		
DENNIS ANDERSON	D	234	76.97%	
JONATHAN FARNICK	D	70	23.03%	

D CIRCUIT COURT CLERK-WILL		D		Total
Number of Precincts		6		
Precincts Reporting		6	100.0 %	
Times Counted		362/5473	6.6 %	
Total Votes		312		
PAM MCGUIRE	D	312	100.00%	

D DELEGATE CONVENTION -14th		D		Total
Number of Precincts		6		
Precincts Reporting		6	100.0 %	
Times Counted		362/5473	6.6 %	
Total Votes		1277		
MARK PIETROWSKI	D	262	20.52%	
MARY PLATA	D	275	21.53%	
KASTHURI HENRY	D	240	18.79%	
MARK GUETHLE	D	240	18.79%	
MICHAEL O'CONNELL	D	260	20.36%	

D RECORDER- WILL		D		Total
Number of Precincts		6		
Precincts Reporting		6	100.0 %	
Times Counted		362/5473	6.6 %	
Total Votes		310		
KAREN STUKEL	D	310	100.00%	

D ST SENATOR- 42ND DIST		D		Total
Number of Precincts		6		
Precincts Reporting		6	100.0 %	
Times Counted		362/5473	6.6 %	
Total Votes		318		
LINDA HOLMES	D	318	100.00%	

D STATE'S ATTY-WILL		D		Total
Number of Precincts		6		
Precincts Reporting		6	100.0 %	
Times Counted		362/5473	6.6 %	
Total Votes		305		
JAMES GLASGOW	D	305	100.00%	

D ST SENATOR- 42ND DIST		D		Total
Number of Precincts		6		
Precincts Reporting		6	100.0 %	
Times Counted		362/5473	6.6 %	
Total Votes		299		
DUFFY BLACKBURN	D	299	100.00%	

D AUDITOR- WILL		D		Total
Number of Precincts		6		
Precincts Reporting		6	100.0 %	
Times Counted		362/5473	6.6 %	
Total Votes		299		
DUFFY BLACKBURN	D	299	100.00%	

Election Summary Report

City of Aurora, IL

General Primary

Summary For WILL COUNTY, All Counters, All Races

MARCH 20, 2012

OFFICIAL RESULTS

Date:04/03/12

Time:20:17:22

Page:2 of 4

Registered Voters 5473 - Cards Cast 844 15.42%

Num. Report Precinct 6 - Num. Reporting 6 100.00%

D CORONER- WILL		D	Total	
Number of Precincts			6	
Precincts Reporting			6	100.0 %
Times Counted		362/5473		6.6 %
Total Votes			307	
PATRICK O'NEIL	D		307	100.00%

D CEO- WILL		D	Total	
Number of Precincts			6	
Precincts Reporting			6	100.0 %
Times Counted		362/5473		6.6 %
Total Votes			310	
LARRY WALSH	D		182	58.71%
LEO THOMPSON JR.	D		128	41.29%

D WILL CNTY BRD DIST 5		D	Total	
Number of Precincts			6	
Precincts Reporting			6	100.0 %
Times Counted		362/5473		6.6 %
Total Votes			293	
MIKE COSTELLO	D		293	100.00%

D Ward 09 Pot 05 COMMITTEEMAN		D	Total	
Number of Precincts			1	
Precincts Reporting			1	100.0 %
Times Counted		98/1348		7.3 %
Total Votes			76	
EDWARD BUGG	D		76	100.00%

R U.S. PRESIDENT		R	Total	
Number of Precincts			6	
Precincts Reporting			6	100.0 %
Times Counted		470/5473		8.6 %
Total Votes			467	
MITT ROMNEY	R		228	48.82%
RON PAUL	R		46	9.85%
RICK PERRY	R		2	0.43%
NEWT GINGRICH	R		33	7.07%
CHARLES ROEMER	R		1	0.21%
RICK SANTORUM	R		157	33.62%

R PRESIDENT 14TH CONG		R	Total	
Number of Precincts			6	
Precincts Reporting			6	100.0 %
Times Counted		470/5473		8.6 %
Total Votes			467	
MITT ROMNEY	R		228	48.82%
RON PAUL	R		46	9.85%
RICK PERRY	R		2	0.43%
NEWT GINGRICH	R		33	7.07%
CHARLES ROEMER	R		1	0.21%
RICK SANTORUM	R		157	33.62%

R 14TH CONGRESS DIST REP		R	Total	
Number of Precincts			6	
Precincts Reporting			6	100.0 %
Times Counted		470/5473		8.6 %
Total Votes			433	
RANDY HULTGREN	R		433	100.00%

R DELEGATE CONVENTION 14TH		R	Total	
Number of Precincts			6	
Precincts Reporting			6	100.0 %
Times Counted		470/5473		8.6 %
Total Votes			1283	
ETHAN HASTERT	R		217	16.91%
WILLIAM LEFEW	R		203	15.82%
GABRIELA WYATT	R		206	16.06%
MATTHEW STERBA	R		47	3.66%
MARK WIDHALM	R		48	3.74%
JUSTIN SMITH	R		49	3.82%
THOMAS SMITH	R		34	2.65%
NICK PROVENZANO	R		33	2.57%
SCOTT GRyder	R		31	2.42%
AL SALVI	R		135	10.52%
KATHLEEN SALVI	R		147	11.46%
IRENE NAPIER	R		133	10.37%

Election Summary Report

City of Aurora, IL

General Primary

Summary For WILL COUNTY, All Counters, All Races

MARCH 20, 2012

OFFICIAL RESULTS

Date:04/03/12

Time:20:17:22

Page:3 of 4

Registered Voters 5473 - Cards Cast 844 15.42%

Num. Report Precinct 6 - Num. Reporting 6 100.00%

R ALT DELEGATE 14TH		R		Total
Number of Precincts		6		
Precincts Reporting		6	100.0 %	
Times Counted		470/5473	8.6 %	
Total Votes		1267		
BRIAN SAGER	R	204	16.10%	
MARK SHEPHERD	R	207	16.34%	
DANIEL VENTURI	R	200	15.79%	
DAN O'BRIEN	R	51	4.03%	
ROB PLERUCCI	R	42	3.31%	
CALVIN KUNKEL	R	48	3.79%	
STEVE BISHOP	R	33	2.60%	
DOUG BOOTH	R	28	2.21%	
MIKE SHORTEN	R	30	2.37%	
CHARLES BACON	R	132	10.42%	
TERRY HUNT	R	148	11.68%	
NANCY WEBER	R	144	11.37%	

R 97TH GEN ASSEMBLY REP		R		Total
Number of Precincts		2		
Precincts Reporting		2	100.0 %	
Times Counted		0/0		
Total Votes		0		
TOM CROSS	R	0	N/A	

R CIRCUIT COURT CLERK-WILL		R		Total
Number of Precincts		6		
Precincts Reporting		6	100.0 %	
Times Counted		470/5473	8.6 %	
Total Votes		407		
MARLENE CARLSON	R	407	100.00%	

R ST SENATOR- 42ND DIST		R		Total
Number of Precincts		6		
Precincts Reporting		6	100.0 %	
Times Counted		470/5473	8.6 %	
Total Votes		411		
PETER HURTADO	R	411	100.00%	

R RECORDER- WILL		R		Total
Number of Precincts		6		
Precincts Reporting		6	100.0 %	
Times Counted		470/5473	8.6 %	
Total Votes		407		
Laurie McPhillips	R	407	100.00%	

R ST SENATOR - 49TH DIST		R		Total
Number of Precincts		2		
Precincts Reporting		2	100.0 %	
Times Counted		0/0		
Total Votes		0		
BRIAN SMITH	R	0	N/A	
GARY FITZGERALD	R	0	N/A	
GARRETT PECK	R	0	N/A	
J. ANTHONY GILES	R	0	N/A	

R STATE'S ATTY-WILL		R		Total
Number of Precincts		6		
Precincts Reporting		6	100.0 %	
Times Counted		470/5473	8.6 %	
Total Votes		406		
DAVE CARLSON	R	406	100.00%	

R 84TH GEN ASSEMBLY REP		R		Total
Number of Precincts		6		
Precincts Reporting		6	100.0 %	
Times Counted		470/5473	8.6 %	
Total Votes		414		
PATRICIA FEE	R	414	100.00%	

R AUDITOR- WILL		R		Total
Number of Precincts		6		
Precincts Reporting		6	100.0 %	
Times Counted		470/5473	8.6 %	
Total Votes		404		
MARK BATINICK	R	404	100.00%	

R CORONER- WILL		R		Total
Number of Precincts		6		
Precincts Reporting		6	100.0 %	
Times Counted		470/5473	8.6 %	
Total Votes		402		
CHARLES LYONS	R	402	100.00%	

Election Summary Report
 City of Aurora, IL
 General Primary

Date:04/03/12
 Time:20:17:22
 Page:4 of 4

Summary For WILL COUNTY, All Counters, All Races
 MARCH 20, 2012
 OFFICIAL RESULTS

Registered Voters 5473 - Cards Cast 844 15.42%

Num. Report Precinct 6 - Num. Reporting 6 100.00%

R CEO- WILL	R		
		Total	
Number of Precincts		6	
Precincts Reporting		6	100.0 %
Times Counted		470/5473	8.6 %
Total Votes		407	
CORY SINGER	R	407	100.00%

ELECTRICITY REFERENDUM			
		Total	
Number of Precincts		6	
Precincts Reporting		6	100.0 %
Times Counted		844/5473	15.4 %
Total Votes		794	
YES/SI		464	58.44%
NO/SI		330	41.56%

R WILL CNTY BRD DIST 5	R		
		Total	
Number of Precincts		6	
Precincts Reporting		6	100.0 %
Times Counted		470/5473	8.6 %
Total Votes		701	
LEE GOODSON	R	371	52.92%
JOHN ARGOUEDELIS	R	330	47.08%

R Ward 09 Pct 03	R		
COMMITTEEMAN		Total	
Number of Precincts		1	
Precincts Reporting		1	100.0 %
Times Counted		56/672	8.3 %
Total Votes		51	
DIRK POLLOCK	R	51	100.00%

R Ward 09 Pot 04	R		
COMMITTEEMAN		Total	
Number of Precincts		1	
Precincts Reporting		1	100.0 %
Times Counted		86/831	10.3 %
Total Votes		71	
GARY BROOKS	R	71	100.00%

R Ward 09 Pct 05	R		
COMMITTEEMAN		Total	
Number of Precincts		1	
Precincts Reporting		1	100.0 %
Times Counted		116/1348	8.6 %
Total Votes		45	
D. BENNEFIELD (WI)		40	88.89%
Write-in Votes		5	11.11%

R Ward 09 Pot 07	R		
COMMITTEEMAN		Total	
Number of Precincts		1	
Precincts Reporting		1	100.0 %
Times Counted		81/911	8.9 %
Total Votes		18	
BILL SCHROEDER (WI)		13	72.22%
Write-in Votes		5	27.78%

Election Summary Report

City of Aurora, IL

General Primary

Summary For Ward 09 Pct 03, All Counters, All Races

MARCH 20, 2012

OFFICIAL RESULTS

WILL COUNTY

Date:04/03/12

Time:20:20:03

Page:1 of 4

Registered Voters 672 - Cards Cast 88 13.10%

Num. Report Precinct 1 - Num. Reporting 1 100.00%

D U.S. PRESIDENT		D		Total
Number of Precincts		1		
Precincts Reporting		1	100.0 %	
Times Counted		32/672	4.8 %	
Total Votes		30		
BARACK OBAMA	D	30	100.00%	
RANDALL TERRY (WI)		0	0.00%	
JOHN J.POLACKEK (WI)		0	0.00%	
Write-in Votes		0	0.00%	

D ST SENATOR- 42ND DIST		D		Total
Number of Precincts		1		
Precincts Reporting		1	100.0 %	
Times Counted		32/672	4.8 %	
Total Votes		27		
LINDA HOLMES	D	27	100.00%	

D PRESIDENT 14TH CONG		D		Total
Number of Precincts		1		
Precincts Reporting		1	100.0 %	
Times Counted		32/672	4.8 %	
Total Votes		30		
BARACK OBAMA	D	30	100.00%	
RANDALL TERRY (WI)		0	0.00%	
JOHN J.POLACKEK (WI)		0	0.00%	
Write-in Votes		0	0.00%	

D 84TH GEN ASSEMBLY REP		D		Total
Number of Precincts		1		
Precincts Reporting		1	100.0 %	
Times Counted		32/672	4.8 %	
Total Votes		30		
ALEX ARROYO	D	6	20.00%	
STEPHANIE KIFOWIT	D	17	56.67%	
CAROLE CHENEY	D	7	23.33%	
Write-in Votes		0	0.00%	

D 14TH CONGRESS DIST REP		D		Total
Number of Precincts		1		
Precincts Reporting		1	100.0 %	
Times Counted		32/672	4.8 %	
Total Votes		27		
DENNIS ANDERSON	D	19	70.37%	
JONATHAN FARNICK	D	8	29.63%	

D CIRCUIT COURT CLERK-WILL		D		Total
Number of Precincts		1		
Precincts Reporting		1	100.0 %	
Times Counted		32/672	4.8 %	
Total Votes		27		
PAM MCGUIRE	D	27	100.00%	

D DELEGATE CONVENTION		D		Total
-14th		1		
Number of Precincts		1	100.0 %	
Precincts Reporting		1	100.0 %	
Times Counted		32/672	4.8 %	
Total Votes		119		
MARK PIETROWSKI	D	27	22.69%	
MARY PLATA	D	24	20.17%	
KASTHURI HENRY	D	22	18.49%	
MARK GUETHLE	D	22	18.49%	
MICHAEL O'CONNELL	D	24	20.17%	

D RECORDER- WILL		D		Total
Number of Precincts		1		
Precincts Reporting		1	100.0 %	
Times Counted		32/672	4.8 %	
Total Votes		26		
KAREN STUKEL	D	26	100.00%	

D STATE'S ATTY-WILL		D		Total
Number of Precincts		1		
Precincts Reporting		1	100.0 %	
Times Counted		32/672	4.8 %	
Total Votes		27		
JAMES GLASGOW	D	27	100.00%	

Election Summary Report

City of Aurora, IL

General Primary

Summary For Ward 09 Pct 03, All Counters, All Races

MARCH 20, 2012

OFFICIAL RESULTS

WILL COUNTY

Date:04/03/12

Time:20:20:03

Page:2 of 4

Registered Voters 672 - Cards Cast 88 13.10%

Num. Report Precinct 1 - Num. Reporting 1 100.00%

D AUDITOR- WILL		D		Total
Number of Precincts		1		
Precincts Reporting		1	100.0 %	
Times Counted		32/672	4.8 %	
Total Votes		27		
DUFFY BLACKBURN	D	27	100.00%	

D CORONER- WILL		D		Total
Number of Precincts		1		
Precincts Reporting		1	100.0 %	
Times Counted		32/672	4.8 %	
Total Votes		27		
PATRICK O'NEIL	D	27	100.00%	

D CEO- WILL		D		Total
Number of Precincts		1		
Precincts Reporting		1	100.0 %	
Times Counted		32/672	4.8 %	
Total Votes		28		
LARRY WALSH	D	15	53.57%	
LEO THOMPSON JR.	D	13	46.43%	

D WILL CNTY BRD DIST 5		D		Total
Number of Precincts		1		
Precincts Reporting		1	100.0 %	
Times Counted		32/672	4.8 %	
Total Votes		27		
MIKE COSTELLO	D	27	100.00%	

R U.S. PRESIDENT		R		Total
Number of Precincts		1		
Precincts Reporting		1	100.0 %	
Times Counted		56/672	8.3 %	
Total Votes		56		
MITT ROMNEY	R	30	53.57%	
RON PAUL	R	8	14.29%	
RICK PERRY	R	0	0.00%	
NEWT GINGRICH	R	3	5.36%	
CHARLES ROEMER	R	0	0.00%	
RICK SANTORUM	R	15	26.79%	

R PRESIDENT 14TH CONG		R		Total
Number of Precincts		1		
Precincts Reporting		1	100.0 %	
Times Counted		56/672	8.3 %	
Total Votes		56		
MITT ROMNEY	R	30	53.57%	
RON PAUL	R	8	14.29%	
RICK PERRY	R	0	0.00%	
NEWT GINGRICH	R	3	5.36%	
CHARLES ROEMER	R	0	0.00%	
RICK SANTORUM	R	15	26.79%	

R 14TH CONGRESS DIST REP		R		Total
Number of Precincts		1		
Precincts Reporting		1	100.0 %	
Times Counted		56/672	8.3 %	
Total Votes		52		
RANDY HULTGREN	R	52	100.00%	

R DELBEGATE CONVENTION 14TH		R		Total
Number of Precincts		1		
Precincts Reporting		1	100.0 %	
Times Counted		56/672	8.3 %	
Total Votes		157		
ETHAN HASTERT	R	30	19.11%	
WILLIAM LEFEW	R	26	16.56%	
GABRIELA WYATT	R	29	18.47%	
MATTHEW STERBA	R	9	5.73%	
MARK WIDHALM	R	6	3.82%	
JUSTIN SMITH	R	6	3.82%	
THOMAS SMITH	R	3	1.91%	
NICK PROVENZANO	R	4	2.55%	
SCOTT GRYSER	R	1	0.64%	
AL SALVI	R	12	7.64%	
KATHLEEN SALVI	R	17	10.83%	
IRENE NAPIER	R	14	8.92%	

Election Summary Report

City of Aurora, IL

General Primary

Summary For Ward 09 Pet 03, All Counters, All Races

MARCH 20, 2012

OFFICIAL RESULTS

WILL COUNTY

Date:04/03/12

Time:20:20:03

Page:3 of 4

Registered Voters 672 - Cards Cast 88 13.10%

Num. Report Precinct 1 - Num. Reporting 1 100.00%

R ALT DELEGATE 14TH		R	
		Total	
Number of Precincts		1	
Precincts Reporting		1	100.0 %
Times Counted		56/672	8.3 %
Total Votes		150	
BRIAN SAGER	R	27	18.00%
MARK SHEPHERD	R	29	19.33%
DANIEL VENTURI	R	27	18.00%
DAN O'BRIEN	R	6	4.00%
ROB PLERUCCI	R	6	4.00%
CALVIN KUNKEL	R	7	4.67%
STEVE BISHOP	R	5	3.33%
DOUG BOOTH	R	3	2.00%
MIKE SHORTEN	R	3	2.00%
CHARLES BACON	R	10	6.67%
TERRY HUNT	R	13	8.67%
NANCY WEBER	R	14	9.33%

R RECORDER- WILL		R	
		Total	
Number of Precincts		1	
Precincts Reporting		1	100.0 %
Times Counted		56/672	8.3 %
Total Votes		51	
LAURIE MCPHILLIPS	R	51	100.00%

R STATE'S ATTY-WILL		R	
		Total	
Number of Precincts		1	
Precincts Reporting		1	100.0 %
Times Counted		56/672	8.3 %
Total Votes		50	
DAVE CARLSON	R	50	100.00%

R ST SENATOR- 42ND DIST		R	
		Total	
Number of Precincts		1	
Precincts Reporting		1	100.0 %
Times Counted		56/672	8.3 %
Total Votes		50	
PETER HURTADO	R	50	100.00%

R AUDITOR- WILL		R	
		Total	
Number of Precincts		1	
Precincts Reporting		1	100.0 %
Times Counted		56/672	8.3 %
Total Votes		50	
MARK BATINICK	R	50	100.00%

R 84TH GEN ASSEMBLY REP		R	
		Total	
Number of Precincts		1	
Precincts Reporting		1	100.0 %
Times Counted		56/672	8.3 %
Total Votes		51	
PATRICIA FEE	R	51	100.00%

R CORONER- WILL		R	
		Total	
Number of Precincts		1	
Precincts Reporting		1	100.0 %
Times Counted		56/672	8.3 %
Total Votes		50	
CHARLES LYONS	R	50	100.00%

R CIRCUIT COURT CLERK-WILL		R	
		Total	
Number of Precincts		1	
Precincts Reporting		1	100.0 %
Times Counted		56/672	8.3 %
Total Votes		51	
MARLENE CARLSON	R	51	100.00%

R CBO- WILL		R	
		Total	
Number of Precincts		1	
Precincts Reporting		1	100.0 %
Times Counted		56/672	8.3 %
Total Votes		50	
CORY SINGER	R	50	100.00%

R WILL CNTY BRD DIST 5		R	
		Total	
Number of Precincts		1	
Precincts Reporting		1	100.0 %
Times Counted		56/672	8.3 %
Total Votes		88	
LEE GOODSON	R	49	55.68%
JOHN ARGOUELIS	R	39	44.32%

Election Summary Report

City of Aurora, IL

General Primary

Summary For Ward 09 Pot 03, All Counters, All Races

MARCH 20, 2012

OFFICIAL RESULTS

WILL COUNTY

Date:04/03/12

Time:20:20:03

Page:4 of 4

Registered Voters 672 - Cards Cast 88 13.10%

Num. Report Precinct 1 - Num. Reporting 1 100.00%

R Ward 09 Pot 03	R		
COMMITTEEMAN		Total	
Number of Precincts		1	
Precincts Reporting		1	100.0 %
Times Counted		56/672	8.3 %
Total Votes		51	
DIRK POLLOCK	R	51	100.00%

ELECTRICITY REFERENDUM			
		Total	
Number of Precincts		1	
Precincts Reporting		1	100.0 %
Times Counted		88/672	13.1 %
Total Votes		83	
YES/SI		48	57.83%
NO/NO		35	42.17%

Election Summary Report

City of Aurora, IL

General Primary

Summary For Ward 09 Pct 04, All Counters, All Races

MARCH 20, 2012

OFFICIAL RESULTS

WILL COUNTY

Date:04/03/12

Time:20:20:21

Page:1 of 4

Registered Voters 831 - Cards Cast 146 17.57%

Num. Report Precinct 1 - Num. Reporting 1 100.00%

D U.S. PRESIDENT		D		Total	
Number of Precincts		1			
Precincts Reporting		1	100.0 %		
Times Counted		59/831	7.1 %		
Total Votes		59			
BARACK OBAMA	D	59	100.00%		
RANDALL TERRY (WI)		0	0.00%		
JOHN J.POLACKEK (WI)		0	0.00%		
Write-in Votes		0	0.00%		

D ST SENATOR- 42ND DIST		D		Total	
Number of Precincts		1			
Precincts Reporting		1	100.0 %		
Times Counted		59/831	7.1 %		
Total Votes		56			
LINDA HOLMES	D	56	100.00%		

D PRESIDENT 14TH CONG		D		Total	
Number of Precincts		1			
Precincts Reporting		1	100.0 %		
Times Counted		59/831	7.1 %		
Total Votes		59			
BARACK OBAMA	D	59	100.00%		
RANDALL TERRY (WI)		0	0.00%		
JOHN J.POLACKEK (WI)		0	0.00%		
Write-in Votes		0	0.00%		

D 84TH GEN ASSEMBLY REP		D		Total	
Number of Precincts		1			
Precincts Reporting		1	100.0 %		
Times Counted		59/831	7.1 %		
Total Votes		58			
ALEX ARROYO	D	16	27.59%		
STEPHANIE KIFOWIT	D	33	56.90%		
CAROLE CHENEY	D	9	15.52%		
Write-in Votes		0	0.00%		

D 14TH CONGRESS DIST REP		D		Total	
Number of Precincts		1			
Precincts Reporting		1	100.0 %		
Times Counted		59/831	7.1 %		
Total Votes		51			
DENNIS ANDERSON	D	42	82.35%		
JONATHAN FARNICK	D	9	17.65%		

D CIRCUIT COURT CLERK-WILL		D		Total	
Number of Precincts		1			
Precincts Reporting		1	100.0 %		
Times Counted		59/831	7.1 %		
Total Votes		54			
PAM MCGUIRE	D	54	100.00%		

D DELEGATE CONVENTION -14th		D		Total	
Number of Precincts		1			
Precincts Reporting		1	100.0 %		
Times Counted		59/831	7.1 %		
Total Votes		211			
MARK PIETROWSKI	D	43	20.38%		
MARY PLATA	D	46	21.80%		
KASTHURI HENRY	D	40	18.96%		
MARK GUETHELE	D	40	18.96%		
MICHAEL O'CONNELL	D	42	19.91%		

D RECORDER- WILL		D		Total	
Number of Precincts		1			
Precincts Reporting		1	100.0 %		
Times Counted		59/831	7.1 %		
Total Votes		55			
KAREN STUKEL	D	55	100.00%		

D STATE'S ATTY-WILL		D		Total	
Number of Precincts		1			
Precincts Reporting		1	100.0 %		
Times Counted		59/831	7.1 %		
Total Votes		54			
JAMES GLASGOW	D	54	100.00%		

Election Summary Report

City of Aurora, IL

General Primary

Summary For Ward 09 Pct 04, All Counters, All Races

MARCH 20, 2012

OFFICIAL RESULTS

WILL COUNTY

Date:04/03/12

Time:20:20:21

Page:2 of 4

Registered Voters 831 - Cards Cast 146 17.57%

Num. Report Precinct 1 - Num. Reporting 1 100.00%

D AUDITOR- WILL		D		Total	
Number of Precincts		1			
Precincts Reporting		1	100.0 %		
Times Counted		59/831	7.1 %		
Total Votes		53			
DUFFY BLACKBURN	D	53	100.00%		

D CORONER- WILL		D		Total	
Number of Precincts		1			
Precincts Reporting		1	100.0 %		
Times Counted		59/831	7.1 %		
Total Votes		55			
PATRICK O'NEIL	D	55	100.00%		

D CEO- WILL		D		Total	
Number of Precincts		1			
Precincts Reporting		1	100.0 %		
Times Counted		59/831	7.1 %		
Total Votes		54			
LARRY WALSH	D	32	59.26%		
LEO THOMPSON JR.	D	22	40.74%		

D WILL CNTY BRD DIST 5		D		Total	
Number of Precincts		1			
Precincts Reporting		1	100.0 %		
Times Counted		59/831	7.1 %		
Total Votes		53			
MIKE COSTELLO	D	53	100.00%		

R U.S. PRESIDENT		R		Total	
Number of Precincts		1			
Precincts Reporting		1	100.0 %		
Times Counted		86/831	10.3 %		
Total Votes		85			
MITT ROMNEY	R	45	52.94%		
RON PAUL	R	11	12.94%		
RICK PERRY	R	0	0.00%		
NEWT GINGRICH	R	10	11.76%		
CHARLES ROEMER	R	0	0.00%		
RICK SANTORUM	R	19	22.35%		

R PRESIDENT 14TH CONG		R		Total	
Number of Precincts		1			
Precincts Reporting		1	100.0 %		
Times Counted		86/831	10.3 %		
Total Votes		85			
MITT ROMNEY	R	45	52.94%		
RON PAUL	R	11	12.94%		
RICK PERRY	R	0	0.00%		
NEWT GINGRICH	R	10	11.76%		
CHARLES ROEMER	R	0	0.00%		
RICK SANTORUM	R	19	22.35%		

R 14TH CONGRESS DIST REP		R		Total	
Number of Precincts		1			
Precincts Reporting		1	100.0 %		
Times Counted		86/831	10.3 %		
Total Votes		78			
RANDY HULTGREN	R	78	100.00%		

R DELEGATE CONVENTION 14TH		R		Total	
Number of Precincts		1			
Precincts Reporting		1	100.0 %		
Times Counted		86/831	10.3 %		
Total Votes		230			
ETHAN HASTERT	R	39	16.96%		
WILLIAM LEFEW	R	39	16.96%		
GABRIELA WYATT	R	37	16.09%		
MATTHEW STERBA	R	10	4.35%		
MARK WIDHALM	R	13	5.65%		
JUSTIN SMITH	R	12	5.22%		
THOMAS SMITH	R	11	4.78%		
NICK PROVENZANO	R	11	4.78%		
SCOTT GRYSER	R	12	5.22%		
AL SALVI	R	16	6.96%		
KATHLEEN SALVI	R	16	6.96%		
IRENE NAPIER	R	14	6.09%		

Election Summary Report
 City of Aurora, IL
 General Primary

Date:04/03/12
 Time:20:20:21
 Page:3 of 4

Summary For Ward 09 Pct 04, All Counters, All Races
 MARCH 20, 2012
 OFFICIAL RESULTS
 WILL COUNTY

Registered Voters 831 - Cards Cast 146 17.57%

Num. Report Precinct 1 - Num. Reporting 1 100.00%

R ALT DELEGATE 14TH		R	
		Total	
Number of Precincts		1	
Precincts Reporting		1	100.0 %
Times Counted		86/831	10.3 %
Total Votes		233	
BRIAN SAGER	R	41	17.60%
MARK SHEPHERD	R	41	17.60%
DANIEL VENTURI	R	38	16.31%
DAN O'BRIEN	R	14	6.01%
ROB PLERUCCI	R	11	4.72%
CALVIN KUNKEL	R	12	5.15%
STEVE BISHOP	R	10	4.29%
DOUG BOOTH	R	8	3.43%
MIKE SHORTEN	R	10	4.29%
CHARLES BACON	R	15	6.44%
TERRY HUNT	R	18	7.73%
NANCY WEBER	R	15	6.44%

R RECORDER- WILL		R	
		Total	
Number of Precincts		1	
Precincts Reporting		1	100.0 %
Times Counted		86/831	10.3 %
Total Votes		73	
LAURIE MCPHILLIPS	R	73	100.00%

R STATE'S ATTY-WILL		R	
		Total	
Number of Precincts		1	
Precincts Reporting		1	100.0 %
Times Counted		86/831	10.3 %
Total Votes		72	
DAVE CARLSON	R	72	100.00%

R ST SENATOR- 42ND DIST		R	
		Total	
Number of Precincts		1	
Precincts Reporting		1	100.0 %
Times Counted		86/831	10.3 %
Total Votes		72	
PETER HURTADO	R	72	100.00%

R AUDITOR- WILL		R	
		Total	
Number of Precincts		1	
Precincts Reporting		1	100.0 %
Times Counted		86/831	10.3 %
Total Votes		73	
MARK BATINICK	R	73	100.00%

R 84TH GEN ASSEMBLY REP		R	
		Total	
Number of Precincts		1	
Precincts Reporting		1	100.0 %
Times Counted		86/831	10.3 %
Total Votes		74	
PATRICIA FEE	R	74	100.00%

R CORONER- WILL		R	
		Total	
Number of Precincts		1	
Precincts Reporting		1	100.0 %
Times Counted		86/831	10.3 %
Total Votes		74	
CHARLES LYONS	R	74	100.00%

R CIRCUIT COURT CLERK-WILL		R	
		Total	
Number of Precincts		1	
Precincts Reporting		1	100.0 %
Times Counted		86/831	10.3 %
Total Votes		72	
MARLENE CARLSON	R	72	100.00%

R CEO- WILL		R	
		Total	
Number of Precincts		1	
Precincts Reporting		1	100.0 %
Times Counted		86/831	10.3 %
Total Votes		72	
CORY SINGER	R	72	100.00%

R WILL CNTY BRD DIST 5		R	
		Total	
Number of Precincts		1	
Precincts Reporting		1	100.0 %
Times Counted		86/831	10.3 %
Total Votes		124	
LEE GOODSON	R	61	49.19%
JOHN ARGOUELIS	R	63	50.81%

Election Summary Report

City of Aurora, IL

General Primary

Summary For Ward 09 Pct 04, All Counters, All Races

MARCH 20, 2012

OFFICIAL RESULTS

WILL COUNTY

Date:04/03/12

Time:20:20:21

Page:4 of 4

Registered Voters 831 - Cards Cast 146 17.57%

Num. Report Precinct 1 - Num. Reporting 1 100.00%

R Ward 09 Pct 04	R		
COMMITTEEMAN		Total	
Number of Precincts		1	
Precincts Reporting		1	100.0 %
Times Counted		86/831	10.3 %
Total Votes		71	
GARY BROOKS	R	71	100.00%

ELECTRICITY REFERENDUM			
		Total	
Number of Precincts		1	
Precincts Reporting		1	100.0 %
Times Counted		146/831	17.6 %
Total Votes		140	
YES/SI		86	61.43%
NO/NO		54	38.57%

Election Summary Report

City of Aurora, IL

General Primary

Summary For Ward 09 Pct 05, All Counters, All Races

MARCH 20, 2012

OFFICIAL RESULTS

WILL COUNTY

Date:04/03/12

Time:20:20:33

Page:1 of 4

Registered Voters 1348 - Cards Cast 217 16.10%

Num. Report Precinct 1 - Num. Reporting 1 100.00%

D U.S. PRESIDENT		D	Total	
Number of Precincts			1	
Precincts Reporting			1	100.0 %
Times Counted			98/1348	7.3 %
Total Votes			96	
BARACK OBAMA	D		93	96.88%
RANDALL TERRY (WI)			0	0.00%
JOHN J.POLACKEK (WI)			0	0.00%
Write-in Votes			3	3.13%

D ST SENATOR- 42ND DIST		D	Total	
Number of Precincts			1	
Precincts Reporting			1	100.0 %
Times Counted			98/1348	7.3 %
Total Votes			84	
LINDA HOLMES	D		84	100.00%

D PRESIDENT 14TH CONG		D	Total	
Number of Precincts			1	
Precincts Reporting			1	100.0 %
Times Counted			98/1348	7.3 %
Total Votes			96	
BARACK OBAMA	D		93	96.88%
RANDALL TERRY (WI)			0	0.00%
JOHN J.POLACKEK (WI)			0	0.00%
Write-in Votes			3	3.13%

D 84TH GEN ASSEMBLY REP		D	Total	
Number of Precincts			1	
Precincts Reporting			1	100.0 %
Times Counted			98/1348	7.3 %
Total Votes			97	
ALEX ARROYO	D		26	26.80%
STEPHANIE KIFOWIT	D		45	46.39%
CAROLE CHENEY	D		26	26.80%
Write-in Votes			0	0.00%

D 14TH CONGRESS DIST REP		D	Total	
Number of Precincts			1	
Precincts Reporting			1	100.0 %
Times Counted			98/1348	7.3 %
Total Votes			73	
DENNIS ANDERSON	D		55	75.34%
JONATHAN FARNICK	D		18	24.66%

D CIRCUIT COURT CLERK-WILL D		D	Total	
Number of Precincts			1	
Precincts Reporting			1	100.0 %
Times Counted			98/1348	7.3 %
Total Votes			79	
PAM MCGUIRE	D		79	100.00%

D DELEGATE CONVENTION -14th		D	Total	
Number of Precincts			1	
Precincts Reporting			1	100.0 %
Times Counted			98/1348	7.3 %
Total Votes			337	
MARK PIETROWSKI	D		71	21.07%
MARY FLATA	D		73	21.66%
KASTHURI HENRY	D		63	18.69%
MARK GUETHELE	D		63	18.69%
MICHAEL O'CONNELL	D		67	19.88%

D RECORDER- WILL		D	Total	
Number of Precincts			1	
Precincts Reporting			1	100.0 %
Times Counted			98/1348	7.3 %
Total Votes			78	
KAREN STUKEL	D		78	100.00%

D STATE'S ATTY-WILL		D	Total	
Number of Precincts			1	
Precincts Reporting			1	100.0 %
Times Counted			98/1348	7.3 %
Total Votes			77	
JAMES GLASGOW	D		77	100.00%

Election Summary Report
 City of Aurora, IL
 General Primary

Date:04/03/12
 Time:20:20:33
 Page:2 of 4

Summary For Ward 09 Pct 05, All Counters, All Races
 MARCH 20, 2012
 OFFICIAL RESULTS
 WILL COUNTY

Registered Voters 1348 - Cards Cast 217 16.10%

Num. Report Precinct 1 - Num. Reporting 1 100.00%

D AUDITOR- WILL		D		Total	
Number of Precincts		1			
Precincts Reporting		1	100.0 %		
Times Counted		98/1348	7.3 %		
Total Votes		74			
DUFFY BLACKBURN	D	74	100.00%		

D CORONER- WILL		D		Total	
Number of Precincts		1			
Precincts Reporting		1	100.0 %		
Times Counted		98/1348	7.3 %		
Total Votes		78			
PATRICK O'NEIL	D	78	100.00%		

D CBO- WILL		D		Total	
Number of Precincts		1			
Precincts Reporting		1	100.0 %		
Times Counted		98/1348	7.3 %		
Total Votes		75			
LARRY WALSH	D	47	62.67%		
LEO THOMPSON JR.	D	28	37.33%		

D WILL CNTY BRD DIST 5		D		Total	
Number of Precincts		1			
Precincts Reporting		1	100.0 %		
Times Counted		98/1348	7.3 %		
Total Votes		78			
MIKE COSTELLO	D	78	100.00%		

D Ward 09 Pct 05 COMMITTEEMAN		D		Total	
Number of Precincts		1			
Precincts Reporting		1	100.0 %		
Times Counted		98/1348	7.3 %		
Total Votes		76			
EDWARD BUGG	D	76	100.00%		

R U.S. PRESIDENT		R		Total	
Number of Precincts		1			
Precincts Reporting		1	100.0 %		
Times Counted		116/1348	8.6 %		
Total Votes		115			
MITT ROMNEY	R	56	48.70%		
RON PAUL	R	10	8.70%		
RICK PERRY	R	0	0.00%		
NEWT GINGRICH	R	11	9.57%		
CHARLES ROEMER	R	0	0.00%		
RICK SANTORUM	R	38	33.04%		

R PRESIDENT 14TH CONG		R		Total	
Number of Precincts		1			
Precincts Reporting		1	100.0 %		
Times Counted		116/1348	8.6 %		
Total Votes		115			
MITT ROMNEY	R	56	48.70%		
RON PAUL	R	10	8.70%		
RICK PERRY	R	0	0.00%		
NEWT GINGRICH	R	11	9.57%		
CHARLES ROEMER	R	0	0.00%		
RICK SANTORUM	R	38	33.04%		

R 14TH CONGRSS DIST REP		R		Total	
Number of Precincts		1			
Precincts Reporting		1	100.0 %		
Times Counted		116/1348	8.6 %		
Total Votes		107			
RANDY HULTGREN	R	107	100.00%		

Election Summary Report

City of Aurora, IL

General Primary

Summary For Ward 09 Pct 05, All Counters, All Races

MARCH 20, 2012

OFFICIAL RESULTS

WILL COUNTY

Date:04/03/12

Time:20:20:33

Page:3 of 4

Registered Voters 1348 - Cards Cast 217 16.10%

Num. Report Precinct 1 - Num. Reporting 1 100.00%

R DELEGATE CONVENTION 14TH		R		Total
Number of Precincts				1
Precincts Reporting				1 100.0 %
Times Counted		116/1348	8.6 %	
Total Votes				312
ETHAN HASTERT	R	55	17.63%	
WILLIAM LEFEW	R	53	16.99%	
GABRIELA WYATT	R	49	15.71%	
MATTHEW STERBA	R	10	3.21%	
MARK WIDHALM	R	8	2.56%	
JUSTIN SMITH	R	10	3.21%	
THOMAS SMITH	R	11	3.53%	
NICK PROVENZANO	R	7	2.24%	
SCOTT GRyder	R	8	2.56%	
AL SALVI	R	35	11.22%	
KATHLEEN SALVI	R	34	10.90%	
IRENE NAPIER	R	32	10.26%	

R 84TH GEN ASSEMBLY REP		R		Total
Number of Precincts				1
Precincts Reporting				1 100.0 %
Times Counted		116/1348	8.6 %	
Total Votes				102
PATRICIA FEE	R	102	100.00%	

R CIRCUIT COURT CLERK-WILL		R		Total
Number of Precincts				1
Precincts Reporting				1 100.0 %
Times Counted		116/1348	8.6 %	
Total Votes				100
MARLENE CARLSON	R	100	100.00%	

R ALT DELEGATE 14TH		R		Total
Number of Precincts				1
Precincts Reporting				1 100.0 %
Times Counted		116/1348	8.6 %	
Total Votes				308
BRIAN SAGER	R	51	16.56%	
MARK SHEPHERD	R	53	17.21%	
DANIEL VENTURI	R	52	16.88%	
DAN O'BRIEN	R	10	3.25%	
ROB PLERUCCI	R	9	2.92%	
CALVIN KUNKEL	R	11	3.57%	
STEVE BISHOP	R	9	2.92%	
DOUG BOOTH	R	6	1.95%	
MIKE SHORTEN	R	6	1.95%	
CHARLES BACON	R	32	10.39%	
TERRY HUNT	R	35	11.36%	
NANCY WEBER	R	34	11.04%	

R RECORDER- WILL		R		Total
Number of Precincts				1
Precincts Reporting				1 100.0 %
Times Counted		116/1348	8.6 %	
Total Votes				98
LAURIE MCPHILLIPS	R	98	100.00%	

R STATE'S ATTY-WILL		R		Total
Number of Precincts				1
Precincts Reporting				1 100.0 %
Times Counted		116/1348	8.6 %	
Total Votes				98
DAVE CARLSON	R	98	100.00%	

R ST SENATOR- 42ND DIST		R		Total
Number of Precincts				1
Precincts Reporting				1 100.0 %
Times Counted		116/1348	8.6 %	
Total Votes				102
PETER HURTADO	R	102	100.00%	

R AUDITOR- WILL		R		Total
Number of Precincts				1
Precincts Reporting				1 100.0 %
Times Counted		116/1348	8.6 %	
Total Votes				97
MARK BATINICK	R	97	100.00%	

R CORONER- WILL		R		Total
Number of Precincts				1
Precincts Reporting				1 100.0 %
Times Counted		116/1348	8.6 %	
Total Votes				97
CHARLES LYONS	R	97	100.00%	

Election Summary Report

City of Aurora, IL

General Primary

Summary For Ward 09 Pct 05, All Counters, All Races

MARCH 20, 2012

OFFICIAL RESULTS

WILL COUNTY

Date:04/03/12

Time:20:20:33

Page:4 of 4

Registered Voters 1348 - Cards Cast 217 16.10%

Num. Report Precinct 1 - Num. Reporting 1 100.00%

R CBO- WILL		R		Total
Number of Precincts				1
Precincts Reporting				1 100.0 %
Times Counted		116/1348		8.6 %
Total Votes				100
CORY SINGER	R			100 100.00%

R WILL CNTY BRD DIST 5		R		Total
Number of Precincts				1
Precincts Reporting				1 100.0 %
Times Counted		116/1348		8.6 %
Total Votes				168
LEE GOODSON	R			91 54.17%
JOHN ARGOUDELIS	R			77 45.83%

R Ward 09 Pct 05 COMMITTEEMAN		R		Total
Number of Precincts				1
Precincts Reporting				1 100.0 %
Times Counted		116/1348		8.6 %
Total Votes				45
D. BENNEFIELD (WI)				40 88.89%
Writes-in Votes				5 11.11%

ELECTRICITY REFERENDUM		Total	
Number of Precincts			1
Precincts Reporting			1 100.0 %
Times Counted		217/1348	16.1 %
Total Votes			204
YES/SI			116 56.86%
NO/NO			88 43.14%

Election Summary Report

City of Aurora, IL

General Primary

Summary For Ward 09 Pct 06, All Counters, All Races

MARCH 20, 2012

OFFICIAL RESULTS

WILL COUNTY

Date:04/03/12

Time:20:20:46

Page:1 of 4

Registered Voters 790 - Cards Cast 123 15.57%

Num. Report Precinct 1 - Num. Reporting 1 100.00%

D U.S. PRESIDENT		D		Total
Number of Precincts				1
Precincts Reporting				1 100.0 %
Times Counted		53/790		6.7 %
Total Votes				49
BARACK OBAMA	D			49 100.00%
RANDALL TERRY (WI)				0 0.00%
JOHN J.POLACKEK (WI)				0 0.00%
Write-in Votes				0 0.00%

D ST SENATOR- 42ND DIST		D		Total
Number of Precincts				1
Precincts Reporting				1 100.0 %
Times Counted		53/790		6.7 %
Total Votes				50
LINDA HOLMES	D			50 100.00%

D PRESIDENT 14TH CONG		D		Total
Number of Precincts				1
Precincts Reporting				1 100.0 %
Times Counted		53/790		6.7 %
Total Votes				49
BARACK OBAMA	D			49 100.00%
RANDALL TERRY (WI)				0 0.00%
JOHN J.POLACKEK (WI)				0 0.00%
Write-in Votes				0 0.00%

D ST SENATOR - 49TH DIST		D		Total
Number of Precincts				1
Precincts Reporting				1 100.0 %
Times Counted		0/0		
Total Votes				0
J BERTINO-TARRANT	D			0 N/A

D 14TH CONGRESS DIST REP		D		Total
Number of Precincts				1
Precincts Reporting				1 100.0 %
Times Counted		53/790		6.7 %
Total Votes				50
DENNIS ANDERSON	D			39 78.00%
JONATHAN FARNICK	D			11 22.00%

D 84TH GEN ASSEMBLY REP		D		Total
Number of Precincts				1
Precincts Reporting				1 100.0 %
Times Counted		53/790		6.7 %
Total Votes				52
ALEX ARROYO	D			13 25.00%
STEPHANIE KIFOWIT	D			24 46.15%
CAROLE CHENEY	D			15 28.85%
Write-in Votes				0 0.00%

D DELEGATE CONVENTION -14th		D		Total
Number of Precincts				1
Precincts Reporting				1 100.0 %
Times Counted		53/790		6.7 %
Total Votes				189
MARK PIETROWSKI	D			36 19.05%
MARY PLATA	D			42 22.22%
KASTHURI HENRY	D			37 19.58%
MARK GUETHLE	D			34 17.99%
MICHAEL O'CONNELL	D			40 21.16%

D CIRCUIT COURT CLERK-WILL		D		Total
Number of Precincts				1
Precincts Reporting				1 100.0 %
Times Counted		53/790		6.7 %
Total Votes				50
PAM MCGUIRE	D			50 100.00%

D RECORDER- WILL		D		Total
Number of Precincts				1
Precincts Reporting				1 100.0 %
Times Counted		53/790		6.7 %
Total Votes				50
KAREN STUKEL	D			50 100.00%

Election Summary Report
 City of Aurora, IL
 General Primary
 Summary For Ward 09 Pct 06, All Counters, All Races
 MARCH 20, 2012
 OFFICIAL RESULTS
 WILL COUNTY

Date:04/03/12
 Time:20:20:46
 Page:2 of 4

Registered Voters 790 - Cards Cast 123 15.57%

Num. Report Precinct 1 - Num. Reporting 1 100.00%

D STATE'S ATTY-WILL		D		Total
Number of Precincts				1
Precincts Reporting				1 100.0 %
Times Counted		53/790	6.7 %	
Total Votes		50		
JAMES GLASGOW	D	50	100.00%	

D AUDITOR- WILL		D		Total
Number of Precincts				1
Precincts Reporting				1 100.0 %
Times Counted		53/790	6.7 %	
Total Votes		50		
DUFFY BLACKBURN	D	50	100.00%	

D CORONER- WILL		D		Total
Number of Precincts				1
Precincts Reporting				1 100.0 %
Times Counted		53/790	6.7 %	
Total Votes		50		
PATRICK O'NEIL	D	50	100.00%	

D CEO- WILL		D		Total
Number of Precincts				1
Precincts Reporting				1 100.0 %
Times Counted		53/790	6.7 %	
Total Votes		50		
LARRY WALSH	D	31	62.00%	
LEO THOMPSON JR.	D	19	38.00%	

D WILL CNTY BRD DIST 5		D		Total
Number of Precincts				1
Precincts Reporting				1 100.0 %
Times Counted		53/790	6.7 %	
Total Votes		45		
MIKE COSTELLO	D	45	100.00%	

R U.S. PRESIDENT		R		Total
Number of Precincts				1
Precincts Reporting				1 100.0 %
Times Counted		69/790	8.7 %	
Total Votes		69		
MITT ROMNEY	R	36	52.17%	
RON PAUL	R	1	1.45%	
RICK PERRY	R	0	0.00%	
NEWT GINGRICH	R	1	1.45%	
CHARLES ROEMER	R	1	1.45%	
RICK SANTORUM	R	30	43.48%	

R PRESIDENT 14TH CONG		R		Total
Number of Precincts				1
Precincts Reporting				1 100.0 %
Times Counted		69/790	8.7 %	
Total Votes		69		
MITT ROMNEY	R	36	52.17%	
RON PAUL	R	1	1.45%	
RICK PERRY	R	0	0.00%	
NEWT GINGRICH	R	1	1.45%	
CHARLES ROEMER	R	1	1.45%	
RICK SANTORUM	R	30	43.48%	

R 14TH CONGRESS DIST REP		R		Total
Number of Precincts				1
Precincts Reporting				1 100.0 %
Times Counted		69/790	8.7 %	
Total Votes		63		
RANDY HULTGREN	R	63	100.00%	

Election Summary Report

City of Aurora, IL

General Primary

Summary For Ward 09 Pct 06, All Counters, All Races

MARCH 20, 2012

OFFICIAL RESULTS

WILL COUNTY

Date:04/03/12

Time:20:20:46

Page:3 of 4

Registered Voters 790 - Cards Cast 123 15.57%

Num. Report Precinct 1 - Num. Reporting 1 100.00%

R DELEGATE CONVENTION 14TH		R		Total
Number of Precincts				1
Precincts Reporting				1 100.0 %
Times Counted		69/790		8.7 %
Total Votes				190
ETHAN HASTERT	R	34	17.89%	
WILLIAM LEFEW	R	32	16.84%	
GABRIELA WYATT	R	34	17.89%	
MATTHEW STERBA	R	2	1.05%	
MARK WIDHALM	R	3	1.58%	
JUSTIN SMITH	R	2	1.05%	
THOMAS SMITH	R	2	1.05%	
NICK PROVENZANO	R	4	2.11%	
SCOTT GRYSER	R	3	1.58%	
AL SALVI	R	24	12.63%	
KATHLEEN SALVI	R	26	13.68%	
IRENE NAPIER	R	24	12.63%	

R ST SENATOR - 49TH DIST		R		Total
Number of Precincts				1
Precincts Reporting				1 100.0 %
Times Counted		0/0		
Total Votes				0
BRIAN SMITH	R	0	N/A	
GARY FITZGERALD	R	0	N/A	
GARRETT PECK	R	0	N/A	
J. ANTHONY GILES	R	0	N/A	

R 84TH GEN ASSEMBLY REP		R		Total
Number of Precincts				1
Precincts Reporting				1 100.0 %
Times Counted		69/790		8.7 %
Total Votes				63
PATRICIA FEE	R	63	100.00%	

R ALT DELEGATE 14TH		R		Total
Number of Precincts				1
Precincts Reporting				1 100.0 %
Times Counted		69/790		8.7 %
Total Votes				186
BRIAN SAGER	R	30	16.13%	
MARK SHEPHERD	R	31	16.67%	
DANIEL VENTURI	R	28	15.05%	
DAN O'BRIEN	R	3	1.61%	
ROB FLERUCCI	R	0	0.00%	
CALVIN KUNKEL	R	1	0.54%	
STEVE BISHOP	R	3	1.61%	
DOUG BOOTH	R	3	1.61%	
MIKE SHORTEN	R	5	2.69%	
CHARLES BACON	R	25	13.44%	
TERRY HUNT	R	29	15.59%	
NANCY WEBER	R	28	15.05%	

R 97TH GEN ASSEMBLY REP		R		Total
Number of Precincts				1
Precincts Reporting				1 100.0 %
Times Counted		0/0		
Total Votes				0
TOM CROSS	R	0	N/A	

R CIRCUIT COURT CLERK-WILL		R		Total
Number of Precincts				1
Precincts Reporting				1 100.0 %
Times Counted		69/790		8.7 %
Total Votes				61
MARLENE CARLSON	R	61	100.00%	

R ST SENATOR- 42ND DIST		R		Total
Number of Precincts				1
Precincts Reporting				1 100.0 %
Times Counted		69/790		8.7 %
Total Votes				62
PETER HURTADO	R	62	100.00%	

R RECORDER- WILL		R		Total
Number of Precincts				1
Precincts Reporting				1 100.0 %
Times Counted		69/790		8.7 %
Total Votes				60
LAURIE MCPHILLIPS	R	60	100.00%	

Election Summary Report

City of Aurora, IL

General Primary

Summary For Ward 09 Pct 06, All Counters, All Races

MARCH 20, 2012

OFFICIAL RESULTS

WILL COUNTY

Date:04/03/12

Time:20:20:46

Page:4 of 4

Registered Voters 790 - Cards Cast 123 15.57%

Num. Report Precinct 1 - Num. Reporting 1 100.00%

R STATE'S ATTY-WILL		R		Total
Number of Precincts				1
Precincts Reporting				1 100.0 %
Times Counted		69/790	8.7 %	
Total Votes		61		
DAVE CARLSON	R	61	100.00%	

ELECTRICITY REFERENDUM				Total
Number of Precincts				1
Precincts Reporting				1 100.0 %
Times Counted		123/790	15.6 %	
Total Votes		114		
YES/SI		68	59.65%	
NO/NO		46	40.35%	

R AUDITOR- WILL		R		Total
Number of Precincts				1
Precincts Reporting				1 100.0 %
Times Counted		69/790	8.7 %	
Total Votes		60		
MARK BATINICK	R	60	100.00%	

R CORONER- WILL		R		Total
Number of Precincts				1
Precincts Reporting				1 100.0 %
Times Counted		69/790	8.7 %	
Total Votes		59		
CHARLES LYONS	R	59	100.00%	

R CEO- WILL		R		Total
Number of Precincts				1
Precincts Reporting				1 100.0 %
Times Counted		69/790	8.7 %	
Total Votes		61		
CORY SINGER	R	61	100.00%	

R WILL CNTY BRD DIST 5		R		Total
Number of Precincts				1
Precincts Reporting				1 100.0 %
Times Counted		69/790	8.7 %	
Total Votes		101		
LEE GOODSON	R	55	54.46%	
JOHN ARGOUELIS	R	46	45.54%	

Election Summary Report
 City of Aurora, IL
 General Primary
 Summary For Ward 09 Pct 07, All Counters, All Races
 MARCH 20, 2012
 OFFICIAL RESULTS
 WILL COUNTY

Date:04/03/12
 Time:20:21:02
 Page:1 of 4

Registered Voters 911 - Cards Cast 163 17.89%

Num. Report Precinct 1 - Num. Reporting 1 100.00%

D U.S. PRESIDENT		D		Total	
Number of Precincts		1			
Precincts Reporting		1	100.0 %		
Times Counted		76/911	8.3 %		
Total Votes		72			
BARACK OBAMA	D	71	98.61%		
RANDALL TERRY (WI)		0	0.00%		
JOHN J.POLACKEK (WI)		0	0.00%		
Write-in Votes		1	1.39%		

D ST SENATOR- 42ND DIST		D		Total	
Number of Precincts		1			
Precincts Reporting		1	100.0 %		
Times Counted		76/911	8.3 %		
Total Votes		67			
LINDA HOLMES	D	67	100.00%		

D PRESIDENT 14TH CONG		D		Total	
Number of Precincts		1			
Precincts Reporting		1	100.0 %		
Times Counted		76/911	8.3 %		
Total Votes		72			
BARACK OBAMA	D	71	98.61%		
RANDALL TERRY (WI)		0	0.00%		
JOHN J.POLACKEK (WI)		0	0.00%		
Write-in Votes		1	1.39%		

D 84TH GEN ASSEMBLY REP		D		Total	
Number of Precincts		1			
Precincts Reporting		1	100.0 %		
Times Counted		76/911	8.3 %		
Total Votes		74			
ALEX ARROYO	D	13	17.57%		
STEPHANIE KIFOWIT	D	35	47.30%		
CAROLE CHENEY	D	26	35.14%		
Write-in Votes		0	0.00%		

D 14TH CONGRESS DIST REP		D		Total	
Number of Precincts		1			
Precincts Reporting		1	100.0 %		
Times Counted		76/911	8.3 %		
Total Votes		67			
DENNIS ANDERSON	D	54	80.60%		
JONATHAN FARNICK	D	13	19.40%		

D CIRCUIT COURT CLERK-WILL		D		Total	
Number of Precincts		1			
Precincts Reporting		1	100.0 %		
Times Counted		76/911	8.3 %		
Total Votes		68			
PAM MCGUIRE	D	68	100.00%		

D DELBGATE CONVENTION -14th		D		Total	
Number of Precincts		1			
Precincts Reporting		1	100.0 %		
Times Counted		76/911	8.3 %		
Total Votes		263			
MARK PIETROWSKI	D	55	20.91%		
MARY PLATA	D	56	21.29%		
KASTHURI HENRY	D	49	18.63%		
MARK GUETHLE	D	50	19.01%		
MICHAEL O'CONNELL	D	53	20.15%		

D RECORDER- WILL		D		Total	
Number of Precincts		1			
Precincts Reporting		1	100.0 %		
Times Counted		76/911	8.3 %		
Total Votes		67			
KAREN STUKEL	D	67	100.00%		

D STATE'S ATTY-WILL		D		Total	
Number of Precincts		1			
Precincts Reporting		1	100.0 %		
Times Counted		76/911	8.3 %		
Total Votes		63			
JAMES GLASGOW	D	63	100.00%		

Election Summary Report

City of Aurora, IL

General Primary

Summary For Ward 09 Pct 07, All Counters, All Races

MARCH 20, 2012

OFFICIAL RESULTS

WILL COUNTY

Date:04/03/12

Time:20:21:02

Page:2 of 4

Registered Voters 911 - Cards Cast 163 17.89%

Num. Report Precinct 1 - Num. Reporting 1 100.00%

D AUDITOR- WILL		D	Total
Number of Precincts			1
Precincts Reporting			1 100.0 %
Times Counted		76/911	8.3 %
Total Votes			61
DUFFY BLACKBURN	D		61 100.00%

D CORONER- WILL		D	Total
Number of Precincts			1
Precincts Reporting			1 100.0 %
Times Counted		76/911	8.3 %
Total Votes			63
PATRICK O'NEIL	D		63 100.00%

D CEO- WILL		D	Total
Number of Precincts			1
Precincts Reporting			1 100.0 %
Times Counted		76/911	8.3 %
Total Votes			66
LARRY WALSH	D		34 51.52%
LEO THOMPSON JR.	D		32 48.48%

D WILL CNTY BRD DIST 5		D	Total
Number of Precincts			1
Precincts Reporting			1 100.0 %
Times Counted		76/911	8.3 %
Total Votes			61
MIKE COSTELLO	D		61 100.00%

R U.S. PRESIDENT		R	Total
Number of Precincts			1
Precincts Reporting			1 100.0 %
Times Counted		81/911	8.9 %
Total Votes			80
MITT ROMNEY	R		34 42.50%
RON PAUL	R		8 10.00%
RICK PERRY	R		1 1.25%
NEWT GINGRICH	R		6 7.50%
CHARLES ROEMER	R		0 0.00%
RICK SANTORUM	R		31 38.75%

R PRESIDENT 14TH CONG		R	Total
Number of Precincts			1
Precincts Reporting			1 100.0 %
Times Counted		81/911	8.9 %
Total Votes			80
MITT ROMNEY	R		34 42.50%
RON PAUL	R		8 10.00%
RICK PERRY	R		1 1.25%
NEWT GINGRICH	R		6 7.50%
CHARLES ROEMER	R		0 0.00%
RICK SANTORUM	R		31 38.75%

R 14TH CONGRESS DIST REP		R	Total
Number of Precincts			1
Precincts Reporting			1 100.0 %
Times Counted		81/911	8.9 %
Total Votes			75
RANDY HULTGREN	R		75 100.00%

R DELEGATE CONVENTION 14TH		R	Total
Number of Precincts			1
Precincts Reporting			1 100.0 %
Times Counted		81/911	8.9 %
Total Votes			220
ETHAN HASTERT	R		32 14.55%
WILLIAM LEFEW	R		28 12.73%
GABRIELA WYATT	R		31 14.09%
MATTHEW STERBA	R		7 3.18%
MARK WIDHALM	R		9 4.09%
JUSTIN SMITH	R		8 3.64%
THOMAS SMITH	R		5 2.27%
NICK PROVENZANO	R		5 2.27%
SCOTT GRYDER	R		5 2.27%
AL SALVI	R		29 13.18%
KATHLEEN SALVI	R		31 14.09%
IRENE NAPIER	R		30 13.64%

Election Summary Report

City of Aurora, IL

General Primary

Summary For Ward 09 Pct 07, All Counters, All Races

MARCH 20, 2012

OFFICIAL RESULTS

WILL COUNTY

Date: 04/03/12

Time: 20:21:02

Page: 3 of 4

Registered Voters 911 - Cards Cast 163 17.89%

Num. Report Precinct 1 - Num. Reporting 1 100.00%

R ALT DELEGATE 14TH		R		Total	
Number of Precincts		1			
Precincts Reporting		1	100.0 %		
Times Counted		81/911	8.9 %		
Total Votes		212			
BRIAN SAGER	R	32	15.09%		
MARK SHEPHERD	R	28	13.21%		
DANIEL VENTURI	R	30	14.15%		
DAN O'BRIEN	R	8	3.77%		
ROB FLERUCCI	R	7	3.30%		
CALVIN KUNKEL	R	7	3.30%		
STEVE BISHOP	R	4	1.89%		
DOUG BOOTH	R	5	2.36%		
MIKE SHORTEN	R	4	1.89%		
CHARLES BACON	R	29	13.68%		
TERRY HUNT	R	29	13.68%		
NANCY WEBER	R	29	13.68%		

R RECORDER- WILL		R		Total	
Number of Precincts		1			
Precincts Reporting		1	100.0 %		
Times Counted		81/911	8.9 %		
Total Votes		71			
LAURIE MCPHILLIPS	R	71	100.00%		

R STATE'S ATTY-WILL		R		Total	
Number of Precincts		1			
Precincts Reporting		1	100.0 %		
Times Counted		81/911	8.9 %		
Total Votes		70			
DAVE CARLSON	R	70	100.00%		

R AUDITOR- WILL		R		Total	
Number of Precincts		1			
Precincts Reporting		1	100.0 %		
Times Counted		81/911	8.9 %		
Total Votes		70			
MARK BATINICK	R	70	100.00%		

R ST SENATOR- 42ND DIST		R		Total	
Number of Precincts		1			
Precincts Reporting		1	100.0 %		
Times Counted		81/911	8.9 %		
Total Votes		70			
PETER HURTADO	R	70	100.00%		

R CORONER- WILL		R		Total	
Number of Precincts		1			
Precincts Reporting		1	100.0 %		
Times Counted		81/911	8.9 %		
Total Votes		68			
CHARLES LYONS	R	68	100.00%		

R 84TH GEN ASSEMBLY REP		R		Total	
Number of Precincts		1			
Precincts Reporting		1	100.0 %		
Times Counted		81/911	8.9 %		
Total Votes		71			
PATRICIA FEE	R	71	100.00%		

R CBO- WILL		R		Total	
Number of Precincts		1			
Precincts Reporting		1	100.0 %		
Times Counted		81/911	8.9 %		
Total Votes		71			
CORY SINGER	R	71	100.00%		

R CIRCUIT COURT CLERK-WILL R		R		Total	
Number of Precincts		1			
Precincts Reporting		1	100.0 %		
Times Counted		81/911	8.9 %		
Total Votes		69			
MARLENE CARLSON	R	69	100.00%		

R WILL CNTY BRD DIST 5		R		Total	
Number of Precincts		1			
Precincts Reporting		1	100.0 %		
Times Counted		81/911	8.9 %		
Total Votes		124			
LEE GOODSON	R	65	52.42%		
JOHN ARGOUEDELIS	R	59	47.58%		

Election Summary Report

City of Aurora, IL

General Primary

Summary For Ward 09 Pct 07, All Counters, All Races

MARCH 20, 2012

OFFICIAL RESULTS

WILL COUNTY

Date:04/03/12

Time:20:21:02

Page:4 of 4

Registered Voters: 911 - Cards Cast 163 17.89%

Num. Report Precinct 1 - Num. Reporting 1 100.00%

R Ward 09 Pct 07		R	Total
COMMITTEEMAN			
Number of Precincts			1
Precincts Reporting			1 100.0 %
Times Counted		81/911	8.9 %
Total Votes			18
BILL SCHROEDER (WI)		13	72.22%
Write-in Votes		5	27.78%

ELECTRICITY REFERENDUM		Total
Number of Precincts		1
Precincts Reporting		1 100.0 %
Times Counted		163/911 17.9 %
Total Votes		154
YES/SI		89 57.79%
NO/NO		65 42.21%

Election Summary Report

City of Aurora, IL

General Primary

Summary For Ward 09 Pct 08, All Counters, All Races

MARCH 20, 2012

OFFICIAL RESULTS

WILL COUNTY

Date:04/03/12

Time:20:21:14

Page:1 of 4

Registered Voters 921 - Cards Cast 107 11.62%

Num. Report Precinct 1 - Num. Reporting 1 100.00%

D U.S. PRESIDENT		D	Total
Number of Precincts			1
Precincts Reporting			1 100.0 %
Times Counted		44/921	4.8 %
Total Votes			43
BARACK OBAMA	D		43 100.00%
RANDALL TERRY (WI)			0 0.00%
JOHN J.POLACKEK (WI)			0 0.00%
Write-in Votes			0 0.00%

D ST SENATOR- 42ND DIST		D	Total
Number of Precincts			1
Precincts Reporting			1 100.0 %
Times Counted		44/921	4.8 %
Total Votes			34
LINDA HOLMES	D		34 100.00%

D PRESIDENT 14TH CONG		D	Total
Number of Precincts			1
Precincts Reporting			1 100.0 %
Times Counted		44/921	4.8 %
Total Votes			43
BARACK OBAMA	D		43 100.00%
RANDALL TERRY (WI)			0 0.00%
JOHN J.POLACKEK (WI)			0 0.00%
Write-in Votes			0 0.00%

D ST SENATOR - 49TH DIST		D	Total
Number of Precincts			1
Precincts Reporting			1 100.0 %
Times Counted		0/0	
Total Votes			0
J BERTINO-TARRANT	D		0 N/A

D 14TH CONGRESS DIST REP		D	Total
Number of Precincts			1
Precincts Reporting			1 100.0 %
Times Counted		44/921	4.8 %
Total Votes			36
DENNIS ANDERSON	D		25 69.44%
JONATHAN FARNICK	D		11 30.56%

D 84TH GEN ASSEMBLY REP		D	Total
Number of Precincts			1
Precincts Reporting			1 100.0 %
Times Counted		44/921	4.8 %
Total Votes			44
ALEX ARROYO	D		14 31.82%
STEPHANIE KIFOWIT	D		15 34.09%
CAROLE CHENEY	D		15 34.09%
Write-in Votes			0 0.00%

D DELEGATE CONVENTION -14th		D	Total
Number of Precincts			1
Precincts Reporting			1 100.0 %
Times Counted		44/921	4.8 %
Total Votes			158
MARK PIETROWSKI	D		30 18.99%
MARY PLATA	D		34 21.52%
KASTHURI HENRY	D		29 18.35%
MARK GUETHLE	D		31 19.62%
MICHAEL O'CONNELL	D		34 21.52%

D CIRCUIT COURT CLERK-WILL		D	Total
Number of Precincts			1
Precincts Reporting			1 100.0 %
Times Counted		44/921	4.8 %
Total Votes			34
PAM MCGUIRE	D		34 100.00%

D RECORDER- WILL		D	Total
Number of Precincts			1
Precincts Reporting			1 100.0 %
Times Counted		44/921	4.8 %
Total Votes			34
KAREN STUKEL	D		34 100.00%

Election Summary Report

City of Aurora, IL

General Primary

Summary For Ward 09 Pct 08, All Counters, All Races

MARCH 20, 2012

OFFICIAL RESULTS

WILL COUNTY

Date:04/03/12

Time:20:21:14

Page:2 of 4

Registered Voters 921 - Cards Cast 107 11.62%

Num. Report Precinct 1 - Num. Reporting 1 100.00%

D STATE'S ATTY-WILL		D		Total
Number of Precincts				1
Precincts Reporting				1 100.0 %
Times Counted	44/921			4.8 %
Total Votes				34
JAMES GLASGOW	D			34 100.00%

D AUDITOR- WILL		D		Total
Number of Precincts				1
Precincts Reporting				1 100.0 %
Times Counted	44/921			4.8 %
Total Votes				34
DUFY BLACKBURN	D			34 100.00%

D CORONER- WILL		D		Total
Number of Precincts				1
Precincts Reporting				1 100.0 %
Times Counted	44/921			4.8 %
Total Votes				34
PATRICK O'NEIL	D			34 100.00%

D CBO- WILL		D		Total
Number of Precincts				1
Precincts Reporting				1 100.0 %
Times Counted	44/921			4.8 %
Total Votes				37
LARRY WALSH	D			23 62.16%
LEO THOMPSON JR.	D			14 37.84%

D WILL CNTY BRD DIST 5		D		Total
Number of Precincts				1
Precincts Reporting				1 100.0 %
Times Counted	44/921			4.8 %
Total Votes				29
MIKE COSTELLO	D			29 100.00%

R U.S. PRESIDENT		R		Total
Number of Precincts				1
Precincts Reporting				1 100.0 %
Times Counted	62/921			6.7 %
Total Votes				62
MITT ROMNEY	R			27 43.55%
RON PAUL	R			8 12.90%
RICK PERRY	R			1 1.61%
NEWT GINGRICH	R			2 3.23%
CHARLES ROEMER	R			0 0.00%
RICK SANTORUM	R			24 38.71%

R PRESIDENT 14TH CONG		R		Total
Number of Precincts				1
Precincts Reporting				1 100.0 %
Times Counted	62/921			6.7 %
Total Votes				62
MITT ROMNEY	R			27 43.55%
RON PAUL	R			8 12.90%
RICK PERRY	R			1 1.61%
NEWT GINGRICH	R			2 3.23%
CHARLES ROEMER	R			0 0.00%
RICK SANTORUM	R			24 38.71%

R 14TH CONGRESS DIST REP		R		Total
Number of Precincts				1
Precincts Reporting				1 100.0 %
Times Counted	62/921			6.7 %
Total Votes				58
RANDY HULTGREN	R			58 100.00%

Election Summary Report

City of Aurora, IL

General Primary

Summary For Ward 09 Pct 08, All Counters, All Races

MARCH 20, 2012

OFFICIAL RESULTS

WILL COUNTY

Date:04/03/12

Time:20:21:14

Page:3 of 4

Registered Voters 921 - Cards Cast 107 11.62%

Num. Report Precinct 1 - Num. Reporting 1 100.00%

R DELEGATE CONVENTION 14TH		R		Total
Number of Precincts				1
Precincts Reporting				1 100.0 %
Times Counted		62/921		6.7 %
Total Votes				174
ETHAN HASTERT	R	27		15.52%
WILLIAM LEFEW	R	25		14.37%
GABRIELA WYATT	R	26		14.94%
MATTHEW STERBA	R	9		5.17%
MARK WIDHALM	R	9		5.17%
JUSTIN SMITH	R	11		6.32%
THOMAS SMITH	R	2		1.15%
NICK PROVENZANO	R	2		1.15%
SCOTT GRYSER	R	2		1.15%
AL SALVI	R	19		10.92%
KATHLEEN SALVI	R	23		13.22%
IRENE NAPIER	R	19		10.92%

R ST SENATOR - 49TH DIST		R		Total
Number of Precincts				1
Precincts Reporting				1 100.0 %
Times Counted		0/0		
Total Votes				0
BRIAN SMITH	R	0		N/A
GARY FITZGERALD	R	0		N/A
GARRETT PECK	R	0		N/A
J. ANTHONY GILES	R	0		N/A

R 84TH GEN ASSEMBLY REP		R		Total
Number of Precincts				1
Precincts Reporting				1 100.0 %
Times Counted		62/921		6.7 %
Total Votes				53
PATRICIA FEE	R	53		100.00%

R ALT DELEGATE 14TH		R		Total
Number of Precincts				1
Precincts Reporting				1 100.0 %
Times Counted		62/921		6.7 %
Total Votes				178
BRIAN SAGER	R	23		12.92%
MARK SHEPHERD	R	25		14.04%
DANIEL VENTURI	R	25		14.04%
DAN O'BRIEN	R	10		5.62%
ROB PLERUCCI	R	9		5.06%
CALVIN KUNKEL	R	10		5.62%
STEVE BISHOP	R	2		1.12%
DOUG BOOTH	R	3		1.69%
MIKE SHORTEN	R	2		1.12%
CHARLES BACON	R	21		11.80%
TERRY HUNT	R	24		13.48%
NANCY WEBER	R	24		13.48%

R 97TH GEN ASSEMBLY REP		R		Total
Number of Precincts				1
Precincts Reporting				1 100.0 %
Times Counted		0/0		
Total Votes				0
TOM CROSS	R	0		N/A

R CIRCUIT COURT CLERK-WILL		R		Total
Number of Precincts				1
Precincts Reporting				1 100.0 %
Times Counted		62/921		6.7 %
Total Votes				54
MARLENE CARLSON	R	54		100.00%

R RECORDER- WILL		R		Total
Number of Precincts				1
Precincts Reporting				1 100.0 %
Times Counted		62/921		6.7 %
Total Votes				54
LAURIE MCPHILLIPS	R	54		100.00%

R ST SENATOR- 42ND DIST		R		Total
Number of Precincts				1
Precincts Reporting				1 100.0 %
Times Counted		62/921		6.7 %
Total Votes				55
PETER HURTADO	R	55		100.00%

Election Summary Report

Date:04/03/12

City of Aurora, IL

Time:20:21:14

General Primary

Page:4 of 4

Summary For Ward 09 Pot 08, All Counters, All Races

MARCH 20, 2012

OFFICIAL RESULTS

WILL COUNTY

Registered Voters 921 - Cards Cast 107 11.62%

Num. Report Precinct 1 - Num. Reporting 1 100.00%

R STATE'S ATTY-WILL		R		Total
Number of Precincts				1
Precincts Reporting				1 100.0 %
Times Counted		62/921		6.7 %
Total Votes				55
DAVE CARLSON	R			55 100.00%

ELBCTRICITY REFERENDUM		Total
Number of Precincts		1
Precincts Reporting		1 100.0 %
Times Counted		107/921 11.6 %
Total Votes		99
YES/BI		57 57.58%
NO/NO		42 42.42%

R AUDITOR- WILL		R		Total
Number of Precincts				1
Precincts Reporting				1 100.0 %
Times Counted		62/921		6.7 %
Total Votes				54
MARK BATINICK	R			54 100.00%

R CORONER- WILL		R		Total
Number of Precincts				1
Precincts Reporting				1 100.0 %
Times Counted		62/921		6.7 %
Total Votes				54
CHARLES LYONS	R			54 100.00%

R CBO- WILL		R		Total
Number of Precincts				1
Precincts Reporting				1 100.0 %
Times Counted		62/921		6.7 %
Total Votes				53
CORY SINGER	R			53 100.00%

R WILL CNTY BRD DIST 5		R		Total
Number of Precincts				1
Precincts Reporting				1 100.0 %
Times Counted		62/921		6.7 %
Total Votes				96
LEE GOODSON	R			50 52.08%
JOHN ARGOUELIS	R			46 47.92%



Nancy Schultz Voots

W I L L C O U N T Y C L E R K



Republican Party

**WRITE-IN
VOTES**



Nancy Schultz Voots

W I L L C O U N T Y C L E R K

Official Write-In Results
March 20, 2012 General Primary Election

Summary Totals


<u>Name</u>	<u>Office</u>	<u>Total Votes</u>
Randall Terry	President of the United States (Democratic)	8
Diane M. Harris	Representative in Congress - 11th Cong Dist (Republican)	28
Mark Mastrogiovanni	Representative in Congress - 14th Cong Dist (Republican)	1
Duane Bradley	State Senator - 41st Legislative Dist (Republican)	0
Michael Dinger	County Board Member - District 8 (Republican)	1
Ignacio G. "Jerry" Ramirez	County Board Member - District 9 (Republican)	57
Paul Siegel	County Board Member - District 9 (Republican)	16
Tracey Mayfield	Republican Precinct Committeeman, DuPage Pct. 008	1
Jeanette P. Shores	Democratic Precinct Committeeman, DuPage Pct. 010	5
Sherri Penrod	Republican Precinct Committeeman, DuPage Pct. 013	1
Talat Rashid	Republican Precinct Committeeman, DuPage Pct. 015	3
Susan R. McCauley	Republican Precinct Committeeman, DuPage Pct. 016	14
Roger Svinning	Republican Precinct Committeeman, DuPage Pct. 022	0
Traci Cosgrove Falese	Republican Precinct Committeeman, DuPage Pct. 023	7
Lynne Woodard	Republican Precinct Committeeman, DuPage Pct. 030	0
Patrick Murtaugh	Republican Precinct Committeeman, DuPage Pct. 037	3
David Gorman	Republican Precinct Committeeman, Joliet Pct. 004	0
Sandra Dunnagan	Republican Precinct Committeeman, Joliet Pct. 009	2
Ryan Martin Alm	Republican Precinct Committeeman, Joliet Pct. 011	2
John Archambeault	Republican Precinct Committeeman, Joliet Pct. 018	57
Harvey E. Huckstep	Republican Precinct Committeeman, Joliet Pct. 030	12
Ken Griffin	Democratic Precinct Committeeman, Lockport Pct. 009	20
Paul Siegel	Republican Precinct Committeeman, Lockport Pct. 015	0
Melissa Chovan	Republican Precinct Committeeman, Lockport Pct. 020	1
Joe L. Tucker, Sr.	Democratic Precinct Committeeman, Lockport Pct. 024	22
Anthony Raczek	Republican Precinct Committeeman, Monee Pct. 003	10



Nancy Schultz Voots

W I L L C O U N T Y C L E R K

James P. Stevenson	Democratic Precinct Committeeman, New Lenox Pct. 016	2
Erin Kljaich	Republican Precinct Committeeman, Plainfield Pct. 019	8
Diane Brandolino	Republican Precinct Committeeman, Troy Pct. 006	8
Daniel Warren	Republican Precinct Committeeman, Troy Pct. 007	5
John Stiglich	Republican Precinct Committeeman, Troy Pct. 010	4
Anne Carney	Republican Precinct Committeeman, Troy Pct. 016	2
Amy Melton	Republican Precinct Committeeman, Troy Pct. 019	0
Michael A. Crockett	Republican Precinct Committeeman, Wheatland Pct. 012	9
Charles Miller	Republican Precinct Committeeman, Wheatland Pct. 028	1



Board of Election Commissioners

OF THE CITY OF AURORA, ILLINOIS 60506
323 WEST GALENA BOULEVARD
TEL: 630-897-4030 - FAX: 630-897-4060
www.auroravotes.org

Commissioners:

Leah Anderson- *Chairman*
Michael McCoy-*Vice Chairman*
Lillian Perry -*Secretary*

Hon. Thomas E. Mueller
Circuit Judge
Patrick K. Bond
Legal Counsel
Linda M. Fechner
Executive Director

Official Write- In Candidate Results General Primary Election March 20, 2012

The following is the official write-in votes cast at the March 20, 2012 General Primary Election held in the City of Aurora, Illinois. Only Valid write-in votes for official write-in candidates are considered.

<u>OFFICE</u>	<u>PARTY</u>	<u>NAME OF CANDIDATE</u>	<u>VOTES CAST</u>
PRESIDENT	DEMOCRAT	JOHN JOSEPH POLACKEK	1
PRESIDENT	DEMOCRAT	RANDALL TERRY	0
11 TH CONGRESSIONAL	REPUBLICAN	DIANE HARRIS	1
PCT COMM W3P3	DEMOCRAT	WILLIE "BILL" TODD	3
PCT COMM W7P4	DEMOCRAT	AMBRA JONES	8
PCT COMM W7P5	DEMOCRAT	DOROTHY M. JONES	3
PCT COMM W7P7	DEMOCRAT	ANDREW I BURT	11
PCT COMM W9P5	REPUBLICAN	DARREN BENNEFIELD	40
PCT COMM W9P7	REPUBLICAN	BILL SCHROEDER	13



Official Write-In Results
March 20, 2012 General Primary Election

Randall Terry
President of the United States (Democratic)

<u>Precincts</u>	<u>Election Night</u>	<u>Central Count</u>	<u>Provisional & Grace Period</u>	<u>TOTAL VOTES</u>
Channahon Pct. 001	0	0	0	0
Channahon Pct. 002	0	0	0	0
Channahon Pct. 003	0	0	0	0
Channahon Pct. 004	0	0	0	0
Channahon Pct. 005	0	0	0	0
Crete Pct. 001	0	0	0	0
Crete Pct. 002	0	0	0	0
Crete Pct. 003	0	0	0	0
Crete Pct. 004	0	0	0	0
Crete Pct. 005	0	0	0	0
Crete Pct. 006	0	0	0	0
Crete Pct. 007	0	0	0	0
Crete Pct. 008	0	0	0	0
Crete Pct. 009	0	0	0	0
Crete Pct. 010	0	0	0	0
Crete Pct. 011	0	0	0	0
Crete Pct. 012	0	0	0	0
Custer Pct. 001	0	0	0	0
DuPage Pct. 001	0	0	0	0
DuPage Pct. 002	0	0	0	0
DuPage Pct. 003	0	0	0	0
DuPage Pct. 004	0	0	0	0
DuPage Pct. 005	0	0	0	0
DuPage Pct. 006	0	0	0	0
DuPage Pct. 007	0	0	0	0
DuPage Pct. 008	0	0	0	0
DuPage Pct. 009	0	0	0	0
DuPage Pct. 010	0	0	0	0
DuPage Pct. 011	0	0	0	0
DuPage Pct. 012	0	0	0	0
DuPage Pct. 013	0	0	0	0
DuPage Pct. 014	0	0	0	0
DuPage Pct. 015	0	0	0	0
DuPage Pct. 016	0	0	0	0
DuPage Pct. 017	0	0	0	0
DuPage Pct. 018	0	0	0	0



Nancy Schultz Voots

WILL COUNTY CLERK

DuPage Pct. 019	0	0	0	0
DuPage Pct. 020	1	0	0	1
DuPage Pct. 021	0	0	0	0
DuPage Pct. 022	0	0	0	0
DuPage Pct. 023	0	0	0	0
DuPage Pct. 024	0	0	0	0
DuPage Pct. 025	0	0	0	0
DuPage Pct. 026	0	0	0	0
DuPage Pct. 027	0	0	0	0
DuPage Pct. 028	0	0	0	0
DuPage Pct. 029	0	0	0	0
DuPage Pct. 030	0	0	0	0
DuPage Pct. 031	0	0	0	0
DuPage Pct. 032	0	0	0	0
DuPage Pct. 033	0	0	0	0
DuPage Pct. 034	0	0	0	0
DuPage Pct. 035	0	0	0	0
DuPage Pct. 036	0	0	0	0
DuPage Pct. 037	0	0	0	0
Florence Pct. 001	0	0	0	0
Frankfort Pct. 001	0	0	0	0
Frankfort Pct. 002	0	0	0	0
Frankfort Pct. 003	0	0	0	0
Frankfort Pct. 004	0	0	0	0
Frankfort Pct. 005	0	0	0	0
Frankfort Pct. 006	0	0	0	0
Frankfort Pct. 007	0	0	0	0
Frankfort Pct. 008	0	0	0	0
Frankfort Pct. 009	0	0	0	0
Frankfort Pct. 010	0	0	0	0
Frankfort Pct. 011	0	0	0	0
Frankfort Pct. 012	0	0	0	0
Frankfort Pct. 013	0	0	0	0
Frankfort Pct. 014	0	0	0	0
Frankfort Pct. 015	0	0	0	0
Frankfort Pct. 016	0	0	0	0
Frankfort Pct. 017	0	0	0	0
Frankfort Pct. 018	0	0	0	0
Frankfort Pct. 019	0	0	0	0
Frankfort Pct. 020	1	0	0	1
Frankfort Pct. 021	0	0	0	0
Frankfort Pct. 022	0	0	0	0
Frankfort Pct. 023	0	0	0	0
Frankfort Pct. 024	0	0	0	0
Frankfort Pct. 025	0	0	0	0



Nancy Schultz Voots

WILL COUNTY CLERK

Frankfort Pct. 026	0	0	0	0
Frankfort Pct. 027	0	0	0	0
Frankfort Pct. 028	0	0	0	0
Frankfort Pct. 029	0	0	0	0
Green Garden Pct. 001	0	0	0	0
Green Garden Pct. 002	0	0	0	0
Homer Pct. 001	0	0	0	0
Homer Pct. 002	0	0	0	0
Homer Pct. 003	0	0	0	0
Homer Pct. 004	0	0	0	0
Homer Pct. 005	0	0	0	0
Homer Pct. 006	0	0	0	0
Homer Pct. 007	0	0	0	0
Homer Pct. 008	0	0	0	0
Homer Pct. 009	0	0	0	0
Homer Pct. 010	0	0	0	0
Homer Pct. 011	0	0	0	0
Homer Pct. 012	0	0	0	0
Homer Pct. 013	0	0	0	0
Homer Pct. 014	0	0	0	0
Homer Pct. 015	0	0	0	0
Homer Pct. 016	0	0	0	0
Homer Pct. 017	0	0	0	0
Homer Pct. 018	0	0	0	0
Jackson Pct. 001	0	0	0	0
Jackson Pct. 002	0	0	0	0
Joliet Pct. 001	0	0	0	0
Joliet Pct. 002	0	0	0	0
Joliet Pct. 003	0	0	0	0
Joliet Pct. 004	0	0	0	0
Joliet Pct. 005	0	0	0	0
Joliet Pct. 006	0	0	0	0
Joliet Pct. 007	0	0	0	0
Joliet Pct. 008	0	0	0	0
Joliet Pct. 009	0	0	0	0
Joliet Pct. 010	0	0	0	0
Joliet Pct. 011	0	0	0	0
Joliet Pct. 012	0	0	0	0
Joliet Pct. 013	0	0	0	0
Joliet Pct. 014	0	0	0	0
Joliet Pct. 015	0	0	0	0
Joliet Pct. 016	0	0	0	0
Joliet Pct. 017	0	0	0	0
Joliet Pct. 018	0	0	0	0
Joliet Pct. 019	0	0	0	0



Nancy Schultz Voots

W I L L C O U N T Y C L E R K

Joliet Pct. 020	0	0	0	0
Joliet Pct. 021	0	0	0	0
Joliet Pct. 022	0	0	0	0
Joliet Pct. 023	0	0	0	0
Joliet Pct. 024	0	0	0	0
Joliet Pct. 025	0	0	0	0
Joliet Pct. 026	0	0	0	0
Joliet Pct. 027	0	0	0	0
Joliet Pct. 028	0	0	0	0
Joliet Pct. 029	0	0	0	0
Joliet Pct. 030	0	0	0	0
Joliet Pct. 031	0	0	0	0
Joliet Pct. 032	0	0	0	0
Joliet Pct. 033	0	0	0	0
Joliet Pct. 034	0	0	0	0
Joliet Pct. 035	0	0	0	0
Joliet Pct. 036	0	0	0	0
Joliet Pct. 037	0	0	0	0
Lockport Pct. 001	0	0	0	0
Lockport Pct. 002	0	0	0	0
Lockport Pct. 003	0	0	0	0
Lockport Pct. 004	0	0	0	0
Lockport Pct. 005	0	0	0	0
Lockport Pct. 006	0	0	0	0
Lockport Pct. 007	0	0	0	0
Lockport Pct. 008	0	0	0	0
Lockport Pct. 009	0	0	0	0
Lockport Pct. 010	0	0	0	0
Lockport Pct. 011	0	0	0	0
Lockport Pct. 012	0	0	0	0
Lockport Pct. 013	0	0	0	0
Lockport Pct. 014	0	0	0	0
Lockport Pct. 015	0	0	0	0
Lockport Pct. 016	0	0	0	0
Lockport Pct. 017	0	0	0	0
Lockport Pct. 018	0	0	0	0
Lockport Pct. 019	0	0	0	0
Lockport Pct. 020	0	0	0	0
Lockport Pct. 021	0	0	0	0
Lockport Pct. 022	0	0	0	0
Lockport Pct. 023	0	0	0	0
Lockport Pct. 024	0	0	0	0
Manhattan Pct. 001	0	0	0	0
Manhattan Pct. 002	0	0	0	0
Manhattan Pct. 003	0	0	0	0



Manhattan Pct. 004	0	0	0	0
Monee Pct. 001	0	0	0	0
Monee Pct. 002	0	0	0	0
Monee Pct. 003	0	0	0	0
Monee Pct. 004	0	0	0	0
Monee Pct. 005	0	0	0	0
Monee Pct. 006	0	0	0	0
Monee Pct. 007	0	0	0	0
Monee Pct. 008	0	0	0	0
New Lenox Pct. 001	0	0	0	0
New Lenox Pct. 002	0	0	0	0
New Lenox Pct. 003	0	0	0	0
New Lenox Pct. 004	0	0	0	0
New Lenox Pct. 005	0	0	0	0
New Lenox Pct. 006	0	0	0	0
New Lenox Pct. 007	0	0	0	0
New Lenox Pct. 008	0	0	0	0
New Lenox Pct. 009	0	0	0	0
New Lenox Pct. 010	0	0	0	0
New Lenox Pct. 011	0	0	0	0
New Lenox Pct. 012	0	0	0	0
New Lenox Pct. 013	0	0	0	0
New Lenox Pct. 014	0	0	0	0
New Lenox Pct. 015	0	0	0	0
New Lenox Pct. 016	0	0	0	0
New Lenox Pct. 017	0	0	0	0
New Lenox Pct. 018	0	0	0	0
New Lenox Pct. 019	0	0	0	0
New Lenox Pct. 020	0	0	0	0
Peotone Pct. 001	0	0	0	0
Peotone Pct. 002	0	0	0	0
Plainfield Pct. 001	0	0	0	0
Plainfield Pct. 002	0	0	0	0
Plainfield Pct. 003	0	0	0	0
Plainfield Pct. 004	0	0	0	0
Plainfield Pct. 005	0	0	0	0
Plainfield Pct. 006	0	0	0	0
Plainfield Pct. 007	0	0	0	0
Plainfield Pct. 008	0	0	0	0
Plainfield Pct. 009	0	0	0	0
Plainfield Pct. 010	0	0	0	0
Plainfield Pct. 011	0	0	0	0
Plainfield Pct. 012	0	0	0	0
Plainfield Pct. 013	0	0	0	0
Plainfield Pct. 014	0	0	0	0



Nancy Schultz Voots

WILL COUNTY CLERK

Plainfield Pct. 015	0	0	0	0
Plainfield Pct. 016	0	0	0	0
Plainfield Pct. 017	0	0	0	0
Plainfield Pct. 018	0	0	0	0
Plainfield Pct. 019	0	0	0	0
Plainfield Pct. 020	0	0	0	0
Plainfield Pct. 021	0	0	0	0
Plainfield Pct. 022	0	0	0	0
Plainfield Pct. 023	0	0	0	0
Plainfield Pct. 024	0	0	0	0
Plainfield Pct. 025	0	0	0	0
Plainfield Pct. 026	0	0	0	0
Plainfield Pct. 027	0	0	0	0
Plainfield Pct. 028	0	0	0	0
Plainfield Pct. 029	0	0	0	0
Plainfield Pct. 030	0	0	0	0
Plainfield Pct. 031	0	0	0	0
Plainfield Pct. 032	0	0	0	0
Plainfield Pct. 033	0	0	0	0
Plainfield Pct. 034	0	0	0	0
Plainfield Pct. 035	0	0	0	0
Plainfield Pct. 036	0	0	0	0
Reed Pct. 001	0	0	0	0
Reed Pct. 002	0	0	0	0
Reed Pct. 003	0	0	0	0
Troy Pct. 001	0	0	0	0
Troy Pct. 002	0	0	0	0
Troy Pct. 003	0	0	0	0
Troy Pct. 004	0	0	0	0
Troy Pct. 005	0	0	0	0
Troy Pct. 006	0	0	0	0
Troy Pct. 007	0	0	0	0
Troy Pct. 008	0	0	0	0
Troy Pct. 009	0	0	0	0
Troy Pct. 010	0	0	0	0
Troy Pct. 011	0	0	0	0
Troy Pct. 012	0	0	0	0
Troy Pct. 013	0	0	0	0
Troy Pct. 014	0	0	0	0
Troy Pct. 015	0	0	0	0
Troy Pct. 016	0	0	0	0
Troy Pct. 017	0	0	0	0
Troy Pct. 018	0	0	0	0
Troy Pct. 019	0	0	0	0
Troy Pct. 020	0	0	0	0



Nancy Schultz Voots

W I L L C O U N T Y C L E R K

Troy Pct. 021	0	0	0	0			
Troy Pct. 022	0	0	0	0			
Troy Pct. 023	0	0	0	0			
Washington Pct. 001	0	0	0	0			
Washington Pct. 002	0	0	0	0			
Washington Pct. 003	0	0	0	0			
Wesley Pct. 001	6	0	0	6			
Wheatland Pct. 001	0	0	0	0			
Wheatland Pct. 002	0	0	0	0			
Wheatland Pct. 003	0	0	0	0			
Wheatland Pct. 004	0	0	0	0			
Wheatland Pct. 005	0	0	0	0			
Wheatland Pct. 006	0	0	0	0			
Wheatland Pct. 007	0	0	0	0			
Wheatland Pct. 008	0	0	0	0			
Wheatland Pct. 009	0	0	0	0			
Wheatland Pct. 010	0	0	0	0			
Wheatland Pct. 011	0	0	0	0			
Wheatland Pct. 012	0	0	0	0			
Wheatland Pct. 013	0	0	0	0			
Wheatland Pct. 014	0	0	0	0			
Wheatland Pct. 015	0	0	0	0			
Wheatland Pct. 016	0	0	0	0			
Wheatland Pct. 017	0	0	0	0			
Wheatland Pct. 018	0	0	0	0			
Wheatland Pct. 019	0	0	0	0			
Wheatland Pct. 020	0	0	0	0			
Wheatland Pct. 021	0	0	0	0			
Wheatland Pct. 022	0	0	0	0			
Wheatland Pct. 023	0	0	0	0			
Wheatland Pct. 024	0	0	0	0			
Wheatland Pct. 025	0	0	0	0			
Wheatland Pct. 026	0	0	0	0			
Wheatland Pct. 027	0	0	0	0			
Wheatland Pct. 028	0	0	0	0			
Wheatland Pct. 029	0	0	0	0			
Wheatland Pct. 030	0	0	0	0			
Will Pct. 001	0	0	0	0			
Wilmington Pct. 001	0	0	0	0			
Wilmington Pct. 002	0	0	0	0			
Wilmington Pct. 003	0	0	0	0			
Wilton Pct. 001	0	0	0	0			
EN:	8	CC:	0	GP:	0	GT:	8



Official Write-In Results
March 20, 2012 General Primary Election

Diane M. Harris
Representative in Congress - 11th Congressional Dist (Republican)

Table with 5 columns: Precincts, Election Night, Central Count, Provisional & Grace Period, TOTAL VOTES. Lists results for various precincts including DuPage Pct. 001-036, Jackson Pct. 001, and Joliet Pct. 001.



Nancy Schultz Voots

W I L L C O U N T Y C L E R K

Joliet Pct. 002	0	0	0	0
Joliet Pct. 004	0	0	0	0
Joliet Pct. 005	0	0	0	0
Joliet Pct. 006	0	0	0	0
Joliet Pct. 007	0	0	0	0
Joliet Pct. 008	0	0	0	0
Joliet Pct. 009	0	0	0	0
Joliet Pct. 010	0	0	0	0
Joliet Pct. 011	0	0	0	0
Joliet Pct. 012	0	0	0	0
Joliet Pct. 013	0	0	0	0
Joliet Pct. 014	0	0	0	0
Joliet Pct. 015	0	0	0	0
Joliet Pct. 016	0	0	0	0
Joliet Pct. 017	0	0	0	0
Joliet Pct. 018	0	0	0	0
Joliet Pct. 019	0	0	0	0
Joliet Pct. 020	0	0	0	0
Joliet Pct. 021	1	0	0	1
Joliet Pct. 022	0	0	0	0
Joliet Pct. 023	1	1	1	3
Joliet Pct. 024	0	0	0	0
Joliet Pct. 025	0	0	0	0
Joliet Pct. 026	0	0	0	0
Joliet Pct. 027	0	0	0	0
Joliet Pct. 028	0	0	0	0
Joliet Pct. 029	0	0	0	0
Joliet Pct. 030	0	0	0	0
Joliet Pct. 031	2	0	0	2
Joliet Pct. 032	0	0	0	0
Joliet Pct. 033	0	0	0	0
Joliet Pct. 034	0	0	0	0
Joliet Pct. 035	0	0	0	0
Joliet Pct. 036	0	0	0	0
Joliet Pct. 037	2	0	0	2
Lockport Pct. 001	0	0	0	0
Lockport Pct. 006	0	0	0	0
Lockport Pct. 007	0	0	0	0
Lockport Pct. 008	0	0	0	0
Lockport Pct. 009	0	0	0	0
Lockport Pct. 013	0	0	0	0
Lockport Pct. 014	0	0	0	0
Lockport Pct. 020	1	0	0	1
New Lenox Pct. 001	0	0	0	0
New Lenox Pct. 002	0	0	0	0
New Lenox Pct. 003	0	0	0	0



Nancy Schultz Voots

W I L L C O U N T Y C L E R K

New Lenox Pct. 004	0	0	0	0
New Lenox Pct. 005	3	0	0	3
New Lenox Pct. 006	0	0	0	0
New Lenox Pct. 009	1	0	0	1
New Lenox Pct. 010	0	0	0	0
New Lenox Pct. 011	0	0	0	0
New Lenox Pct. 016	1	0	0	1
New Lenox Pct. 018	0	0	0	0
Plainfield Pct. 004	0	0	0	0
Plainfield Pct. 005	0	0	0	0
Plainfield Pct. 006	0	0	0	0
Plainfield Pct. 007	0	0	0	0
Plainfield Pct. 010	0	0	0	0
Plainfield Pct. 011	0	0	0	0
Plainfield Pct. 012	1	0	0	1
Plainfield Pct. 013	0	0	0	0
Plainfield Pct. 014	0	0	0	0
Plainfield Pct. 015	0	0	0	0
Plainfield Pct. 016	1	0	0	1
Plainfield Pct. 017	1	0	0	1
Plainfield Pct. 018	0	0	0	0
Plainfield Pct. 019	1	0	0	1
Plainfield Pct. 020	0	0	0	0
Plainfield Pct. 021	0	0	0	0
Plainfield Pct. 022	0	0	0	0
Plainfield Pct. 023	0	0	0	0
Plainfield Pct. 024	0	0	0	0
Plainfield Pct. 025	0	0	0	0
Plainfield Pct. 026	0	0	0	0
Plainfield Pct. 027	0	0	0	0
Plainfield Pct. 028	0	0	0	0
Plainfield Pct. 029	0	0	0	0
Plainfield Pct. 030	0	0	0	0
Plainfield Pct. 031	0	0	0	0
Plainfield Pct. 032	0	0	0	0
Plainfield Pct. 033	0	0	0	0
Plainfield Pct. 034	0	1	0	1
Plainfield Pct. 035	0	0	0	0
Plainfield Pct. 036	1	0	0	1
Troy Pct. 001	0	0	0	0
Troy Pct. 002	0	0	0	0
Troy Pct. 003	0	0	0	0
Troy Pct. 004	1	0	0	1
Troy Pct. 005	0	0	0	0
Troy Pct. 006	1	0	0	1
Troy Pct. 007	0	0	0	0



Nancy Schultz Voots

W I L L C O U N T Y C L E R K

Troy Pct. 008	0	0	0	0			
Troy Pct. 009	1	0	0	1			
Troy Pct. 010	1	0	0	1			
Troy Pct. 011	0	0	0	0			
Troy Pct. 012	0	2	0	2			
Troy Pct. 013	0	0	0	0			
Troy Pct. 014	0	0	0	0			
Troy Pct. 015	0	0	0	0			
Troy Pct. 016	0	0	0	0			
Troy Pct. 017	0	0	0	0			
Troy Pct. 018	0	0	0	0			
Troy Pct. 019	0	0	0	0			
Troy Pct. 023	0	0	0	0			
Wheatland Pct. 004	0	0	0	0			
Wheatland Pct. 005	0	0	0	0			
Wheatland Pct. 019	0	0	0	0			
Wheatland Pct. 022	0	0	0	0			
Wheatland Pct. 026	0	0	0	0			
Wheatland Pct. 027	0	0	0	0			
EN:	23	CC:	4	GP:	1	GT:	28

Un-Official Write-In Results March 20, 2012 General Primary Election

Mark Mastrogiovanni
Representative in Congress - 14th Congressional Dist (Republican)

<u>Precincts</u>	<u>Election Night</u>	<u>Central Count</u>	<u>Provisional & Grace Period</u>	<u>TOTAL VOTES</u>
Plainfield Pct. 001	0	0	0	0
Plainfield Pct. 002	0	0	0	0
Plainfield Pct. 003	0	0	0	0
Plainfield Pct. 008	0	0	0	0
Plainfield Pct. 009	0	0	0	0
Plainfield Pct. 010	0	0	0	0
Plainfield Pct. 013	0	0	0	0
Troy Pct. 013	0	0	0	0
Troy Pct. 014	0	0	0	0
Troy Pct. 015	0	0	0	0
Troy Pct. 017	0	0	0	0
Troy Pct. 020	0	0	0	0
Troy Pct. 021	0	0	0	0



Nancy Schultz Voots

W I L L C O U N T Y C L E R K

Troy Pct. 022	0	0	0	0			
Wheatland Pct. 001	0	0	0	0			
Wheatland Pct. 002	0	0	0	0			
Wheatland Pct. 003	0	0	0	0			
Wheatland Pct. 006	0	0	0	0			
Wheatland Pct. 007	0	0	0	0			
Wheatland Pct. 008	0	0	0	0			
Wheatland Pct. 009	0	0	0	0			
Wheatland Pct. 010	0	0	0	0			
Wheatland Pct. 011	0	0	0	0			
Wheatland Pct. 012	0	0	0	0			
Wheatland Pct. 013	0	0	0	0			
Wheatland Pct. 014	0	0	0	0			
Wheatland Pct. 015	0	0	0	0			
Wheatland Pct. 016	1	0	0	1			
Wheatland Pct. 017	0	0	0	0			
Wheatland Pct. 018	0	0	0	0			
Wheatland Pct. 020	0	0	0	0			
Wheatland Pct. 021	0	0	0	0			
Wheatland Pct. 022	0	0	0	0			
Wheatland Pct. 023	0	0	0	0			
Wheatland Pct. 024	0	0	0	0			
Wheatland Pct. 025	0	0	0	0			
Wheatland Pct. 026	0	0	0	0			
Wheatland Pct. 027	0	0	0	0			
Wheatland Pct. 028	0	0	0	0			
Wheatland Pct. 029	0	0	0	0			
Wheatland Pct. 030	0	0	0	0			
EN:	1	CC:	0	GP:	0	GT:	1



Nancy Schultz Voots

W I L L C O U N T Y C L E R K

**Official Write-In Results
March 20, 2012 General Primary Election**

**Duane Bradley
State Senator - 41st Legislative District (Republican)**

<u>Precincts</u>	<u>Election Night</u>	<u>Central Count</u>	<u>Provisional & Grace Period</u>	<u>TOTAL VOTES</u>
DuPage Pct. 003	0	0	0	0
DuPage Pct. 004	0	0	0	0
DuPage Pct. 007	0	0	0	0
Homer Pct. 001	0	0	0	0
Homer Pct. 002	0	0	0	0
Homer Pct. 003	0	0	0	0
Homer Pct. 004	0	0	0	0
Homer Pct. 005	0	0	0	0
Homer Pct. 006	0	0	0	0
Homer Pct. 007	0	0	0	0
Homer Pct. 008	0	0	0	0
Homer Pct. 009	0	0	0	0
Homer Pct. 010	0	0	0	0
Homer Pct. 011	0	0	0	0
Homer Pct. 012	0	0	0	0
Homer Pct. 017	0	0	0	0
	EN: 0	CC: 0	GP: 0	GT: 0



Nancy Schultz Voots

W I L L C O U N T Y C L E R K

**Official Write-In Results
March 20, 2012 General Primary Election**

**Michael Dinger
County Board Member - District 8 (Republican)**

<u>Precincts</u>	<u>Election Night</u>	<u>Central Count</u>	<u>Provisional & Grace Period</u>	<u>TOTAL VOTES</u>
Joliet Pct. 005	0	0	0	0
Joliet Pct. 006	0	0	0	0
Joliet Pct. 007	0	0	0	0
Joliet Pct. 013	0	0	0	0
Joliet Pct. 014	0	0	0	0
Joliet Pct. 015	0	0	0	0
Joliet Pct. 016	0	0	0	0
Joliet Pct. 024	0	0	0	0
Joliet Pct. 025	0	0	0	0
Joliet Pct. 026	0	0	0	0
Joliet Pct. 027	0	0	0	0
Joliet Pct. 028	0	0	0	0
Joliet Pct. 029	0	0	0	0
Joliet Pct. 030	0	0	0	0
Joliet Pct. 031	0	0	0	0
Joliet Pct. 032	0	0	0	0
Joliet Pct. 034	1	0	0	1
Joliet Pct. 035	0	0	0	0
Joliet Pct. 036	0	0	0	0
Joliet Pct. 037	0	0	0	0
Troy Pct. 018	0	0	0	0
Troy Pct. 019	0	0	0	0
	EN: 1	CC: 0	GP: 0	GT: 1



Nancy Schultz Voots

W I L L C O U N T Y C L E R K

Ignacio G. "Jerry" Ramirez County Board Member - District 9 (Republican)

<u>Precincts</u>	<u>Election Night</u>	<u>Central Count</u>	<u>Provisional & Grace Period</u>	<u>TOTAL VOTES</u>
Homer Pct. 015	5	0	0	5
Homer Pct. 018	0	0	0	0
Joliet Pct. 001	1	0	0	1
Joliet Pct. 002	2	0	0	2
Joliet Pct. 003	6	0	0	6
Joliet Pct. 004	4	0	0	4
Joliet Pct. 008	3	0	0	3
Joliet Pct. 009	0	0	0	0
Joliet Pct. 010	0	0	0	0
Joliet Pct. 011	6	0	0	6
Joliet Pct. 012	1	0	0	1
Joliet Pct. 019	3	1	0	4
Lockport Pct. 013	7	2	0	9
Lockport Pct. 014	2	1	0	3
Lockport Pct. 015	0	0	0	0
Lockport Pct. 019	2	0	0	2
Lockport Pct. 020	1	0	0	1
Lockport Pct. 021	1	0	0	1
Lockport Pct. 022	3	0	0	3
Lockport Pct. 023	0	0	0	0
Lockport Pct. 024	0	0	0	0
New Lenox Pct. 001	1	0	0	1
New Lenox Pct. 003	2	0	0	2
Plainfield Pct. 034	0	0	0	0
Troy Pct. 006	2	1	0	3
	EN: 52	CC: 5	GP: 0	GT: 57



Nancy Schultz Voots

W I L L C O U N T Y C L E R K

Paul Siegel County Board Member - District 9 (Republican)

<u>Precincts</u>	<u>Election Night</u>	<u>Central Count</u>	<u>Provisional & Grace Period</u>	<u>TOTAL VOTES</u>
Homer Pct. 015	0	0	0	0
Homer Pct. 018	0	0	0	0
Joliet Pct. 001	0	0	0	0
Joliet Pct. 002	0	0	0	0
Joliet Pct. 003	0	0	0	0
Joliet Pct. 004	0	0	0	0
Joliet Pct. 008	0	0	0	0
Joliet Pct. 009	0	0	0	0
Joliet Pct. 010	0	0	0	0
Joliet Pct. 011	0	0	0	0
Joliet Pct. 012	2	0	0	2
Joliet Pct. 019	3	0	0	3
Lockport Pct. 013	5	2	0	7
Lockport Pct. 014	0	0	0	0
Lockport Pct. 015	0	0	0	0
Lockport Pct. 019	0	2	0	2
Lockport Pct. 020	0	1	0	1
Lockport Pct. 021	0	0	0	0
Lockport Pct. 022	0	0	0	0
Lockport Pct. 023	0	1	0	1
Lockport Pct. 024	0	0	0	0
New Lenox Pct. 001	0	0	0	0
New Lenox Pct. 003	0	0	0	0
Plainfield Pct. 034	0	0	0	0
Troy Pct. 006	0	0	0	0
EN: 10	CC: 6	GP: 0	GT: 16	



**Official Write-In Results
March 20, 2012 General Primary Election**

PRECINCT COMMITTEEMEN

DuPage Pct. 008 (Republican)

<u>Candidate</u>	<u>Election Night</u>	<u>Central Count</u>	<u>Provisional & Grace Period</u>	<u>TOTAL VOTES</u>
Tracey Mayfield	1	0	0	1

DuPage Pct. 010 (Democratic)

<u>Candidate</u>	<u>Election Night</u>	<u>Central Count</u>	<u>Provisional & Grace Period</u>	<u>TOTAL VOTES</u>
Jeanette P. Shores	5	0	0	5

DuPage Pct. 013 (Republican)

<u>Candidate</u>	<u>Election Night</u>	<u>Central Count</u>	<u>Provisional & Grace Period</u>	<u>TOTAL VOTES</u>
Sherri Penrod	1	0	0	1

DuPage Pct. 015 (Republican)

<u>Candidate</u>	<u>Election Night</u>	<u>Central Count</u>	<u>Provisional & Grace Period</u>	<u>TOTAL VOTES</u>
Talat Rashid	3	0	0	3

DuPage Pct. 016 (Republican)

<u>Candidate</u>	<u>Election Night</u>	<u>Central Count</u>	<u>Provisional & Grace Period</u>	<u>TOTAL VOTES</u>
Susan R. McCauley	14	0	0	14

DuPage Pct. 022 (Republican)

<u>Candidate</u>	<u>Election Night</u>	<u>Central Count</u>	<u>Provisional & Grace Period</u>	<u>TOTAL VOTES</u>
Roger Svinning	0	0	0	0

DuPage Pct. 023 (Republican)

<u>Candidate</u>	<u>Election Night</u>	<u>Central Count</u>	<u>Provisional & Grace Period</u>	<u>TOTAL VOTES</u>
Traci Cosgrove Falese	7	0	0	7

DuPage Pct. 030 (Republican)

<u>Candidate</u>	<u>Election Night</u>	<u>Central Count</u>	<u>Provisional & Grace Period</u>	<u>TOTAL VOTES</u>
Lynne Woodard	0	0	0	0

DuPage Pct. 037 (Republican)

<u>Candidate</u>	<u>Election Night</u>	<u>Central Count</u>	<u>Provisional & Grace Period</u>	<u>TOTAL VOTES</u>
Patrick Murtaugh	3	0	0	3

Joliet Pct. 004 (Republican)

<u>Candidate</u>	<u>Election Night</u>	<u>Central Count</u>	<u>Provisional & Grace Period</u>	<u>TOTAL VOTES</u>
David Gorman	0	0	0	0

Joliet Pct. 009 (Republican)

<u>Candidate</u>	<u>Election Night</u>	<u>Central Count</u>	<u>Provisional & Grace Period</u>	<u>TOTAL VOTES</u>
Sandra Dunnagan	0	1	1	2

Joliet Pct. 011 (Republican)

<u>Candidate</u>	<u>Election Night</u>	<u>Central Count</u>	<u>Provisional & Grace Period</u>	<u>TOTAL VOTES</u>
Ryan Martin Alm	2	0	0	2

Joliet Pct. 018 (Republican)

<u>Candidate</u>	<u>Election Night</u>	<u>Central Count</u>	<u>Provisional & Grace Period</u>	<u>TOTAL VOTES</u>
John Archambeault	57	0	0	57

Joliet Pct. 030 (Republican)

<u>Candidate</u>	<u>Election Night</u>	<u>Central Count</u>	<u>Provisional & Grace Period</u>	<u>TOTAL VOTES</u>
Harvey Huckstep	12	0	0	12

Lockport Pct. 009 (Democratic)

<u>Candidate</u>	<u>Election Night</u>	<u>Central Count</u>	<u>Provisional & Grace Period</u>	<u>TOTAL VOTES</u>
Ken Griffin	19	0	1	20

Lockport Pct. 015 (Republican)

<u>Candidate</u>	<u>Election Night</u>	<u>Central Count</u>	<u>Provisional & Grace Period</u>	<u>TOTAL VOTES</u>
Paul Siegel	0	0	0	0

Lockport Pct. 020 (Republican)

<u>Candidate</u>	<u>Election Night</u>	<u>Central Count</u>	<u>Provisional & Grace Period</u>	<u>TOTAL VOTES</u>
Melissa Chovan	1	0	0	1

Lockport Pct. 024 (Democratic)

<u>Candidate</u>	<u>Election Night</u>	<u>Central Count</u>	<u>Grace Period</u>	<u>TOTAL VOTES</u>
Joe L. Tucker, Sr.	22	0	0	22

Monee Pct. 003 (Republican)

<u>Candidate</u>	<u>Election Night</u>	<u>Central Count</u>	<u>Provisional & Grace Period</u>	<u>TOTAL VOTES</u>
Anthony Raczek	10	0	0	10

New Lenox Pct. 016 (Democratic)

<u>Candidate</u>	<u>Election Night</u>	<u>Central Count</u>	<u>Provisional & Grace Period</u>	<u>TOTAL VOTES</u>
James P. Stevenson	2	0	0	2

Plainfield Pct. 019 (Republican)

<u>Candidate</u>	<u>Election Night</u>	<u>Central Count</u>	<u>Provisional & Grace Period</u>	<u>TOTAL VOTES</u>
Erin Kljaich	8	0	0	8

Troy Pct. 006 (Republican)

<u>Candidate</u>	<u>Election Night</u>	<u>Central Count</u>	<u>Provisional & Grace Period</u>	<u>TOTAL VOTES</u>
Diane Brandolino	5	0	3	8

Troy Pct. 007 (Republican)

<u>Candidate</u>	<u>Election Night</u>	<u>Central Count</u>	<u>Provisional & Grace Period</u>	<u>TOTAL VOTES</u>
Daniel Warren	1	4	0	5

Troy Pct. 010 (Republican)

<u>Candidate</u>	<u>Election Night</u>	<u>Central Count</u>	<u>Provisional & Grace Period</u>	<u>TOTAL VOTES</u>
John Stiglich	2	2	0	4

Troy Pct. 016 (Republican)

<u>Candidate</u>	<u>Election Night</u>	<u>Central Count</u>	<u>Provisional & Grace Period</u>	<u>TOTAL VOTES</u>
Anne Carney	2	0	0	2

Troy Pct. 019 (Republican)

<u>Candidate</u>	<u>Election Night</u>	<u>Central Count</u>	<u>Provisional & Grace Period</u>	<u>TOTAL VOTES</u>
Amy Melton	0	0	0	0

Wheatland Pct. 012 (Republican)

<u>Candidate</u>	<u>Election Night</u>	<u>Central Count</u>	<u>Provisional & Grace Period</u>	<u>TOTAL VOTES</u>
Michael A. Crockett	7	2	0	9

Wheatland Pct. 028 (Republican)

<u>Candidate</u>	<u>Election Night</u>	<u>Central Count</u>	<u>Provisional & Grace Period</u>	<u>TOTAL VOTES</u>
Charles Miller	1	0	0	1



Nancy Schultz Voots

W I L L C O U N T Y C L E R K



Republican Party

**EARLY VOTING
(BY PRECINCT)**

GENERAL PRIMARY ELECTION
 MARCH 20, 2012
 (CENTRAL COUNT)
 STATISTICS

	TOTAL	PERCENT		TOTAL	PERCENT
01 = BALLOTS CAST - REPUBLICAN	4,370	99.86	02 = BALLOTS CAST - FEDERAL REPUBLICAN	6	.14
	01	02			
0001 CHANNAHON PCT 001	16	. . 0			
0002 CHANNAHON PCT 002	28	. . 0			
0003 CHANNAHON PCT 003	28	. . 0			
0004 CHANNAHON PCT 004	23	. . 0			
0005 CHANNAHON PCT 005	17	. . 0			
0006 CRETE PCT 001	10	. . 0			
0007 CRETE PCT 002	1	. . 0			
0008 CRETE PCT 003	2	. . 0			
0009 CRETE PCT 004	18	. . 0			
0010 CRETE PCT 005	9	. . 1			
0011 CRETE PCT 006	30	. . 0			
0012 CRETE PCT 007	10	. . 0			
0013 CRETE PCT 008	2	. . 0			
0014 CRETE PCT 009	11	. . 0			
0015 CRETE PCT 010	7	. . 0			
0016 CRETE PCT 011	15	. . 0			
0017 CRETE PCT 012	10	. . 0			
0018 CUSTER PCT 001	7	. . 0			
0019 DU PAGE PCT 001	17	. . 0			
0020 DU PAGE PCT 002	9	. . 0			
0021 DU PAGE PCT 003	20	. . 0			
0022 DU PAGE PCT 004	6	. . 0			
0023 DU PAGE PCT 005	8	. . 0			
0024 DU PAGE PCT 006	5	. . 0			
0025 DU PAGE PCT 007	18	. . 0			
0026 DU PAGE PCT 008	5	. . 0			
0027 DU PAGE PCT 009	3	. . 0			
0028 DU PAGE PCT 010	2	. . 1			
0029 DU PAGE PCT 011	2	. . 0			
0030 DU PAGE PCT 012	6	. . 0			
0031 DU PAGE PCT 013	8	. . 0			
0032 DU PAGE PCT 014	5	. . 0			
0033 DU PAGE PCT 015	4	. . 0			
0034 DU PAGE PCT 016	4	. . 0			
0035 DU PAGE PCT 017	2	. . 0			
0036 DU PAGE PCT 018	10	. . 0			
0037 DU PAGE PCT 019	2	. . 0			
0038 DU PAGE PCT 020	5	. . 0			
0039 DU PAGE PCT 021	6	. . 0			
0040 DU PAGE PCT 022	9	. . 0			
0041 DU PAGE PCT 023	3	. . 0			
0042 DU PAGE PCT 024	6	. . 0			
0043 DU PAGE PCT 025	3	. . 1			
0044 DU PAGE PCT 026	10	. . 0			
0045 DU PAGE PCT 027	5	. . 0			
0046 DU PAGE PCT 028	5	. . 0			
0047 DU PAGE PCT 029	1	. . 0			
0048 DU PAGE PCT 030	4	. . 0			
0049 DU PAGE PCT 031	3	. . 0			
0050 DU PAGE PCT 032	5	. . 0			
0051 DU PAGE PCT 033	6	. . 0			
0052 DU PAGE PCT 034	18	. . 0			
0053 DU PAGE PCT 035	0	. . 0			
0054 DU PAGE PCT 036	6	. . 0			
0055 DU PAGE PCT 037	5	. . 0			
0056 FLORENCE PCT 001	11	. . 0			

	TOTAL	PERCENT		TOTAL	PERCENT
01 = BALLOTS CAST - REPUBLICAN	4,370	99.86	02 = BALLOTS CAST - FEDERAL REPUBLICAN	6	.14
(CONTINUED FROM PREVIOUS PAGE)					
	01	02			
0057 FRANKFORT PCT 001	41	. . 0			
0058 FRANKFORT PCT 002	29	. . 0			
0059 FRANKFORT PCT 003	15	. . 0			
0060 FRANKFORT PCT 004	17	. . 0			
0061 FRANKFORT PCT 005	22	. . 0			
0062 FRANKFORT PCT 006	23	. . 0			
0063 FRANKFORT PCT 007	40	. . 0			
0064 FRANKFORT PCT 008	14	. . 0			
0065 FRANKFORT PCT 009	16	. . 0			
0066 FRANKFORT PCT 010	19	. . 0			
0067 FRANKFORT PCT 011	34	. . 0			
0068 FRANKFORT PCT 012	16	. . 0			
0069 FRANKFORT PCT 013	20	. . 0			
0070 FRANKFORT PCT 014	6	. . 0			
0071 FRANKFORT PCT 015	9	. . 0			
0072 FRANKFORT PCT 016	22	. . 0			
0073 FRANKFORT PCT 017	64	. . 0			
0074 FRANKFORT PCT 018	35	. . 1			
0075 FRANKFORT PCT 019	15	. . 0			
0076 FRANKFORT PCT 020	14	. . 0			
0077 FRANKFORT PCT 021	29	. . 0			
0078 FRANKFORT PCT 022	56	. . 0			
0079 FRANKFORT PCT 023	29	. . 0			
0080 FRANKFORT PCT 024	26	. . 0			
0081 FRANKFORT PCT 025	28	. . 0			
0082 FRANKFORT PCT 026	39	. . 0			
0083 FRANKFORT PCT 027	24	. . 0			
0084 FRANKFORT PCT 028	25	. . 0			
0085 FRANKFORT PCT 029	23	. . 0			
0086 GREEN GARDEN PCT 001	29	. . 0			
0087 GREEN GARDEN PCT 002	13	. . 0			
0088 HOMER PCT 001	8	. . 0			
0089 HOMER PCT 002	25	. . 0			
0090 HOMER PCT 003	20	. . 0			
0091 HOMER PCT 004	39	. . 0			
0092 HOMER PCT 005	30	. . 0			
0093 HOMER PCT 006	33	. . 0			
0094 HOMER PCT 007	18	. . 0			
0095 HOMER PCT 008	34	. . 0			
0096 HOMER PCT 009	16	. . 0			
0097 HOMER PCT 010	21	. . 0			
0098 HOMER PCT 011	19	. . 0			
0099 HOMER PCT 012	44	. . 0			
0100 HOMER PCT 013	22	. . 0			
0101 HOMER PCT 014	20	. . 0			
0102 HOMER PCT 015	16	. . 0			
0103 HOMER PCT 016	24	. . 0			
0104 HOMER PCT 017	42	. . 0			
0105 HOMER PCT 018	7	. . 0			
0106 JACKSON PCT 001	13	. . 0			
0107 JACKSON PCT 002	19	. . 0			
0108 JOLIET PCT 001	10	. . 0			
0109 JOLIET PCT 002	18	. . 0			
0110 JOLIET PCT 003	6	. . 0			
0111 JOLIET PCT 004	10	. . 0			
0112 JOLIET PCT 005	4	. . 0			
0113 JOLIET PCT 006	0	. . 0			

01 = BALLOTS CAST - REPUBLICAN

TOTAL PERCENT
 4,370 99.86

02 = BALLOTS CAST - FEDERAL REPUBLICAN

TOTAL PERCENT
 6 .14

(CONTINUED FROM PREVIOUS PAGE)

	01	02
0114 JOLIET PCT 007	11	. . 0
0115 JOLIET PCT 008	6	. . 0
0116 JOLIET PCT 009	9	. . 0
0117 JOLIET PCT 010	11	. . 0
0118 JOLIET PCT 011	4	. . 0
0119 JOLIET PCT 012	6	. . 0
0120 JOLIET PCT 013	1	. . 0
0121 JOLIET PCT 014	4	. . 0
0122 JOLIET PCT 015	7	. . 0
0123 JOLIET PCT 016	2	. . 0
0124 JOLIET PCT 017	16	. . 0
0125 JOLIET PCT 018	16	. . 0
0126 JOLIET PCT 019	7	. . 1
0127 JOLIET PCT 020	23	. . 0
0128 JOLIET PCT 021	11	. . 0
0129 JOLIET PCT 022	8	. . 0
0130 JOLIET PCT 023	5	. . 0
0131 JOLIET PCT 024	10	. . 0
0132 JOLIET PCT 025	12	. . 0
0133 JOLIET PCT 026	6	. . 0
0134 JOLIET PCT 027	3	. . 0
0135 JOLIET PCT 028	0	. . 0
0136 JOLIET PCT 029	4	. . 0
0137 JOLIET PCT 030	3	. . 0
0138 JOLIET PCT 031	6	. . 0
0139 JOLIET PCT 032	0	. . 0
0140 JOLIET PCT 033	6	. . 0
0141 JOLIET PCT 034	21	. . 0
0142 JOLIET PCT 035	10	. . 0
0143 JOLIET PCT 036	3	. . 0
0144 JOLIET PCT 037	1	. . 0
0145 LOCKPORT PCT 001	51	. . 0
0146 LOCKPORT PCT 002	6	. . 0
0147 LOCKPORT PCT 003	5	. . 0
0148 LOCKPORT PCT 004	9	. . 0
0149 LOCKPORT PCT 005	16	. . 0
0150 LOCKPORT PCT 006	6	. . 0
0151 LOCKPORT PCT 007	1	. . 0
0152 LOCKPORT PCT 008	0	. . 0
0153 LOCKPORT PCT 009	25	. . 0
0154 LOCKPORT PCT 010	19	. . 0
0155 LOCKPORT PCT 011	19	. . 0
0156 LOCKPORT PCT 012	20	. . 0
0157 LOCKPORT PCT 013	58	. . 0
0158 LOCKPORT PCT 014	21	. . 0
0159 LOCKPORT PCT 015	2	. . 0
0160 LOCKPORT PCT 016	11	. . 0
0161 LOCKPORT PCT 017	24	. . 0
0162 LOCKPORT PCT 018	15	. . 0
0163 LOCKPORT PCT 019	16	. . 0
0164 LOCKPORT PCT 020	9	. . 0
0165 LOCKPORT PCT 021	4	. . 0
0166 LOCKPORT PCT 022	10	. . 0
0167 LOCKPORT PCT 023	11	. . 0
0168 LOCKPORT PCT 024	2	. . 0
0169 MANHATTAN PCT 001	8	. . 0
0170 MANHATTAN PCT 002	12	. . 0

01 = BALLOTS CAST - REPUBLICAN

TOTAL PERCENT
 4,370 99.86

02 = BALLOTS CAST - FEDERAL REPUBLICAN

TOTAL PERCENT
 6 .14

(CONTINUED FROM PREVIOUS PAGE)

	01	02
0171 MANHATTAN PCT 003	18	. . 0
0172 MANHATTAN PCT 004	1	. . 0
0173 MONEE PCT 001	10	. . 0
0174 MONEE PCT 002	9	. . 0
0175 MONEE PCT 003	11	. . 0
0176 MONEE PCT 004	9	. . 0
0177 MONEE PCT 005	0	. . 0
0178 MONEE PCT 006	1	. . 0
0179 MONEE PCT 007	1	. . 0
0180 MONEE PCT 008	0	. . 0
0181 NEW LENOX PCT 001	5	. . 0
0182 NEW LENOX PCT 002	19	. . 0
0183 NEW LENOX PCT 003	3	. . 0
0184 NEW LENOX PCT 004	17	. . 0
0185 NEW LENOX PCT 005	19	. . 0
0186 NEW LENOX PCT 006	20	. . 0
0187 NEW LENOX PCT 007	37	. . 0
0188 NEW LENOX PCT 008	35	. . 0
0189 NEW LENOX PCT 009	14	. . 0
0190 NEW LENOX PCT 010	50	. . 0
0191 NEW LENOX PCT 011	12	. . 0
0192 NEW LENOX PCT 012	16	. . 0
0193 NEW LENOX PCT 013	14	. . 0
0194 NEW LENOX PCT 014	10	. . 0
0195 NEW LENOX PCT 015	26	. . 0
0196 NEW LENOX PCT 016	24	. . 0
0197 NEW LENOX PCT 017	51	. . 0
0198 NEW LENOX PCT 018	11	. . 0
0199 NEW LENOX PCT 019	12	. . 0
0200 NEW LENOX PCT 020	17	. . 0
0201 PEOTONE PCT 001	33	. . 0
0202 PEOTONE PCT 002	38	. . 0
0203 PLAINFIELD PCT 001	14	. . 0
0204 PLAINFIELD PCT 002	17	. . 0
0205 PLAINFIELD PCT 003	26	. . 0
0206 PLAINFIELD PCT 004	1	. . 0
0207 PLAINFIELD PCT 005	11	. . 0
0208 PLAINFIELD PCT 006	1	. . 0
0209 PLAINFIELD PCT 007	5	. . 1
0210 PLAINFIELD PCT 008	21	. . 0
0211 PLAINFIELD PCT 009	40	. . 0
0212 PLAINFIELD PCT 010	33	. . 0
0213 PLAINFIELD PCT 011	1	. . 0
0214 PLAINFIELD PCT 012	5	. . 0
0215 PLAINFIELD PCT 013	17	. . 0
0216 PLAINFIELD PCT 014	25	. . 0
0217 PLAINFIELD PCT 015	15	. . 0
0218 PLAINFIELD PCT 016	24	. . 0
0219 PLAINFIELD PCT 017	12	. . 0
0220 PLAINFIELD PCT 018	3	. . 0
0221 PLAINFIELD PCT 019	4	. . 0
0222 PLAINFIELD PCT 020	6	. . 0
0223 PLAINFIELD PCT 021	8	. . 0
0224 PLAINFIELD PCT 022	11	. . 0
0225 PLAINFIELD PCT 023	0	. . 0
0226 PLAINFIELD PCT 024	17	. . 0
0227 PLAINFIELD PCT 025	2	. . 0

	TOTAL	PERCENT		TOTAL	PERCENT
01 = BALLOTS CAST - REPUBLICAN	4,370	99.86	02 = BALLOTS CAST - FEDERAL REPUBLICAN	6	.14
(CONTINUED FROM PREVIOUS PAGE)					
	01	02			
0228 PLAINFIELD PCT 026	5	.0			
0229 PLAINFIELD PCT 027	3	.0			
0230 PLAINFIELD PCT 028	1	.0			
0231 PLAINFIELD PCT 029	5	.0			
0232 PLAINFIELD PCT 030	9	.0			
0233 PLAINFIELD PCT 031	3	.0			
0234 PLAINFIELD PCT 032	6	.0			
0235 PLAINFIELD PCT 033	9	.0			
0236 PLAINFIELD PCT 034	7	.0			
0237 PLAINFIELD PCT 035	2	.0			
0238 PLAINFIELD PCT 036	13	.0			
0239 REED PCT 001	9	.0			
0240 REED PCT 002	15	.0			
0241 REED PCT 003	11	.0			
0242 TROY PCT 001	4	.0			
0243 TROY PCT 002	1	.0			
0244 TROY PCT 003	4	.0			
0245 TROY PCT 004	13	.0			
0246 TROY PCT 005	6	.0			
0247 TROY PCT 006	12	.0			
0248 TROY PCT 007	15	.0			
0249 TROY PCT 008	20	.0			
0250 TROY PCT 009	26	.0			
0251 TROY PCT 010	22	.0			
0252 TROY PCT 011	34	.0			
0253 TROY PCT 012	16	.0			
0254 TROY PCT 013	71	.0			
0255 TROY PCT 014	37	.0			
0256 TROY PCT 015	28	.0			
0257 TROY PCT 016	18	.0			
0258 TROY PCT 017	30	.0			
0259 TROY PCT 018	5	.0			
0260 TROY PCT 019	6	.0			
0261 TROY PCT 020	29	.0			
0262 TROY PCT 021	14	.0			
0263 TROY PCT 022	11	.0			
0264 TROY PCT 023	14	.0			
0265 WASHINGTON PCT 001	16	.0			
0266 WASHINGTON PCT 002	1	.0			
0267 WASHINGTON PCT 003	12	.0			
0268 WESLEY PCT 001	10	.0			
0269 WHEATLAND PCT 001	26	.0			
0270 WHEATLAND PCT 002	35	.0			
0271 WHEATLAND PCT 003	14	.0			
0272 WHEATLAND PCT 004	8	.0			
0273 WHEATLAND PCT 005	16	.0			
0274 WHEATLAND PCT 006	7	.0			
0275 WHEATLAND PCT 007	22	.0			
0276 WHEATLAND PCT 008	7	.0			
0277 WHEATLAND PCT 009	26	.0			
0278 WHEATLAND PCT 010	10	.0			
0279 WHEATLAND PCT 011	10	.0			
0280 WHEATLAND PCT 012	15	.0			
0281 WHEATLAND PCT 013	12	.0			
0282 WHEATLAND PCT 014	11	.0			
0283 WHEATLAND PCT 015	3	.0			
0284 WHEATLAND PCT 016	21	.0			

GENERAL PRIMARY ELECTION
MARCH 20, 2012
(CENTRAL COUNT)
STATISTICS

	TOTAL	PERCENT		TOTAL	PERCENT
01 = BALLOTS CAST - REPUBLICAN	4,370	99.86	02 = BALLOTS CAST - FEDERAL REPUBLICAN	6	.14
(CONTINUED FROM PREVIOUS PAGE)					
			01	02	
0285 WHEATLAND PCT 017			13	. . 0	
0286 WHEATLAND PCT 018			20	. . 0	
0287 WHEATLAND PCT 019			3	. . 0	
0288 WHEATLAND PCT 020			8	. . 0	
0289 WHEATLAND PCT 021			14	. . 0	
0290 WHEATLAND PCT 022			5	. . 0	
0291 WHEATLAND PCT 023			13	. . 0	
0292 WHEATLAND PCT 024			10	. . 0	
0293 WHEATLAND PCT 025			13	. . 0	
0294 WHEATLAND PCT 026			42	. . 0	
0295 WHEATLAND PCT 027			7	. . 0	
0296 WHEATLAND PCT 028			15	. . 0	
0297 WHEATLAND PCT 029			17	. . 0	
0298 WHEATLAND PCT 030			15	. . 0	
0299 WILL PCT 001			24	. . 0	
0300 WILMINGTON PCT 001			13	. . 0	
0301 WILMINGTON PCT 002			10	. . 0	
0302 WILMINGTON PCT 003			30	. . 0	
0303 WILTON PCT 001			7	. . 0	



Nancy Schultz Voots

W I L L C O U N T Y C L E R K



Republican Party

**PROVISIONAL
& GRACE PERIOD
VOTING
(BY PRECINCT)**

GENERAL PRIMARY ELECTION
 MARCH 20, 2012
 (PROV/GRACE)
 STATISTICS

	TOTAL	PERCENT		TOTAL	PERCENT
01 = BALLOTS CAST - REPUBLICAN	779	100.00	02 = BALLOTS CAST - FEDERAL REPUBLICAN	0	
	01	02			
0001 CHANNAHON PCT 001	2	. . 0			
0002 CHANNAHON PCT 002	1	. . 0			
0003 CHANNAHON PCT 003	0	. . 0			
0004 CHANNAHON PCT 004	1	. . 0			
0005 CHANNAHON PCT 005	0	. . 0			
0006 CRETE PCT 001	2	. . 0			
0007 CRETE PCT 002	1	. . 0			
0008 CRETE PCT 003	7	. . 0			
0009 CRETE PCT 004	0	. . 0			
0010 CRETE PCT 005	2	. . 0			
0011 CRETE PCT 006	4	. . 0			
0012 CRETE PCT 007	1	. . 0			
0013 CRETE PCT 008	0	. . 0			
0014 CRETE PCT 009	1	. . 0			
0015 CRETE PCT 010	0	. . 0			
0016 CRETE PCT 011	3	. . 0			
0017 CRETE PCT 012	3	. . 0			
0018 CUSTER PCT 001	1	. . 0			
0019 DU PAGE PCT 001	2	. . 0			
0020 DU PAGE PCT 002	4	. . 0			
0021 DU PAGE PCT 003	6	. . 0			
0022 DU PAGE PCT 004	7	. . 0			
0023 DU PAGE PCT 005	5	. . 0			
0024 DU PAGE PCT 006	3	. . 0			
0025 DU PAGE PCT 007	8	. . 0			
0026 DU PAGE PCT 008	3	. . 0			
0027 DU PAGE PCT 009	3	. . 0			
0028 DU PAGE PCT 010	8	. . 0			
0029 DU PAGE PCT 011	5	. . 0			
0030 DU PAGE PCT 012	3	. . 0			
0031 DU PAGE PCT 013	3	. . 0			
0032 DU PAGE PCT 014	5	. . 0			
0033 DU PAGE PCT 015	3	. . 0			
0034 DU PAGE PCT 016	4	. . 0			
0035 DU PAGE PCT 017	6	. . 0			
0036 DU PAGE PCT 018	6	. . 0			
0037 DU PAGE PCT 019	5	. . 0			
0038 DU PAGE PCT 020	6	. . 0			
0039 DU PAGE PCT 021	4	. . 0			
0040 DU PAGE PCT 022	2	. . 0			
0041 DU PAGE PCT 023	2	. . 0			
0042 DU PAGE PCT 024	2	. . 0			
0043 DU PAGE PCT 025	2	. . 0			
0044 DU PAGE PCT 026	2	. . 0			
0045 DU PAGE PCT 027	3	. . 0			
0046 DU PAGE PCT 028	6	. . 0			
0047 DU PAGE PCT 029	0	. . 0			
0048 DU PAGE PCT 030	5	. . 0			
0049 DU PAGE PCT 031	4	. . 0			
0050 DU PAGE PCT 032	10	. . 0			
0051 DU PAGE PCT 033	10	. . 0			
0052 DU PAGE PCT 034	11	. . 0			
0053 DU PAGE PCT 035	3	. . 0			
0054 DU PAGE PCT 036	8	. . 0			
0055 DU PAGE PCT 037	2	. . 0			
0056 FLORENCE PCT 001	1	. . 0			

	TOTAL	PERCENT		TOTAL	PERCENT
01 = BALLOTS CAST - REPUBLICAN	779	100.00	02 = BALLOTS CAST - FEDERAL REPUBLICAN	0	
(CONTINUED FROM PREVIOUS PAGE)	01	02			
0057 FRANKFORT PCT 001	4	. . 0			
0058 FRANKFORT PCT 002	4	. . 0			
0059 FRANKFORT PCT 003	3	. . 0			
0060 FRANKFORT PCT 004	0	. . 0			
0061 FRANKFORT PCT 005	1	. . 0			
0062 FRANKFORT PCT 006	3	. . 0			
0063 FRANKFORT PCT 007	1	. . 0			
0064 FRANKFORT PCT 008	3	. . 0			
0065 FRANKFORT PCT 009	2	. . 0			
0066 FRANKFORT PCT 010	1	. . 0			
0067 FRANKFORT PCT 011	3	. . 0			
0068 FRANKFORT PCT 012	0	. . 0			
0069 FRANKFORT PCT 013	5	. . 0			
0070 FRANKFORT PCT 014	2	. . 0			
0071 FRANKFORT PCT 015	0	. . 0			
0072 FRANKFORT PCT 016	0	. . 0			
0073 FRANKFORT PCT 017	1	. . 0			
0074 FRANKFORT PCT 018	2	. . 0			
0075 FRANKFORT PCT 019	0	. . 0			
0076 FRANKFORT PCT 020	2	. . 0			
0077 FRANKFORT PCT 021	2	. . 0			
0078 FRANKFORT PCT 022	2	. . 0			
0079 FRANKFORT PCT 023	2	. . 0			
0080 FRANKFORT PCT 024	0	. . 0			
0081 FRANKFORT PCT 025	0	. . 0			
0082 FRANKFORT PCT 026	6	. . 0			
0083 FRANKFORT PCT 027	2	. . 0			
0084 FRANKFORT PCT 028	0	. . 0			
0085 FRANKFORT PCT 029	2	. . 0			
0086 GREEN GARDEN PCT 001	2	. . 0			
0087 GREEN GARDEN PCT 002	4	. . 0			
0088 HOMER PCT 001	1	. . 0			
0089 HOMER PCT 002	1	. . 0			
0090 HOMER PCT 003	3	. . 0			
0091 HOMER PCT 004	6	. . 0			
0092 HOMER PCT 005	1	. . 0			
0093 HOMER PCT 006	1	. . 0			
0094 HOMER PCT 007	0	. . 0			
0095 HOMER PCT 008	1	. . 0			
0096 HOMER PCT 009	2	. . 0			
0097 HOMER PCT 010	0	. . 0			
0098 HOMER PCT 011	0	. . 0			
0099 HOMER PCT 012	2	. . 0			
0100 HOMER PCT 013	1	. . 0			
0101 HOMER PCT 014	2	. . 0			
0102 HOMER PCT 015	1	. . 0			
0103 HOMER PCT 016	0	. . 0			
0104 HOMER PCT 017	6	. . 0			
0105 HOMER PCT 018	3	. . 0			
0106 JACKSON PCT 001	0	. . 0			
0107 JACKSON PCT 002	3	. . 0			
0108 JOLIET PCT 001	4	. . 0			
0109 JOLIET PCT 002	3	. . 0			
0110 JOLIET PCT 003	0	. . 0			
0111 JOLIET PCT 004	1	. . 0			
0112 JOLIET PCT 005	3	. . 0			
0113 JOLIET PCT 006	0	. . 0			

01 = BALLOTS CAST - REPUBLICAN

TOTAL PERCENT
779 100.00

02 = BALLOTS CAST - FEDERAL REPUBLICAN

TOTAL PERCENT
0

(CONTINUED FROM PREVIOUS PAGE)

	01	02
0114 JOLIET PCT 007	1	0
0115 JOLIET PCT 008	2	0
0116 JOLIET PCT 009	2	0
0117 JOLIET PCT 010	2	0
0118 JOLIET PCT 011	2	0
0119 JOLIET PCT 012	1	0
0120 JOLIET PCT 013	0	0
0121 JOLIET PCT 014	0	0
0122 JOLIET PCT 015	2	0
0123 JOLIET PCT 016	1	0
0124 JOLIET PCT 017	3	0
0125 JOLIET PCT 018	2	0
0126 JOLIET PCT 019	1	0
0127 JOLIET PCT 020	9	0
0128 JOLIET PCT 021	2	0
0129 JOLIET PCT 022	0	0
0130 JOLIET PCT 023	2	0
0131 JOLIET PCT 024	2	0
0132 JOLIET PCT 025	1	0
0133 JOLIET PCT 026	0	0
0134 JOLIET PCT 027	1	0
0135 JOLIET PCT 028	0	0
0136 JOLIET PCT 029	0	0
0137 JOLIET PCT 030	5	0
0138 JOLIET PCT 031	3	0
0139 JOLIET PCT 032	1	0
0140 JOLIET PCT 033	1	0
0141 JOLIET PCT 034	0	0
0142 JOLIET PCT 035	2	0
0143 JOLIET PCT 036	0	0
0144 JOLIET PCT 037	0	0
0145 LOCKPORT PCT 001	18	0
0146 LOCKPORT PCT 002	4	0
0147 LOCKPORT PCT 003	4	0
0148 LOCKPORT PCT 004	1	0
0149 LOCKPORT PCT 005	2	0
0150 LOCKPORT PCT 006	0	0
0151 LOCKPORT PCT 007	0	0
0152 LOCKPORT PCT 008	3	0
0153 LOCKPORT PCT 009	19	0
0154 LOCKPORT PCT 010	0	0
0155 LOCKPORT PCT 011	0	0
0156 LOCKPORT PCT 012	2	0
0157 LOCKPORT PCT 013	10	0
0158 LOCKPORT PCT 014	6	0
0159 LOCKPORT PCT 015	0	0
0160 LOCKPORT PCT 016	1	0
0161 LOCKPORT PCT 017	5	0
0162 LOCKPORT PCT 018	2	0
0163 LOCKPORT PCT 019	0	0
0164 LOCKPORT PCT 020	2	0
0165 LOCKPORT PCT 021	2	0
0166 LOCKPORT PCT 022	0	0
0167 LOCKPORT PCT 023	0	0
0168 LOCKPORT PCT 024	0	0
0169 MANHATTAN PCT 001	6	0
0170 MANHATTAN PCT 002	8	0

	TOTAL	PERCENT		TOTAL	PERCENT
01 = BALLOTS CAST - REPUBLICAN	779	100.00	02 = BALLOTS CAST - FEDERAL REPUBLICAN	0	
(CONTINUED FROM PREVIOUS PAGE)	01	02			
0171 MANHATTAN PCT 003	1	. . 0			
0172 MANHATTAN PCT 004	7	. . 0			
0173 MONEE PCT 001	6	. . 0			
0174 MONEE PCT 002	2	. . 0			
0175 MONEE PCT 003	2	. . 0			
0176 MONEE PCT 004	19	. . 0			
0177 MONEE PCT 005	0	. . 0			
0178 MONEE PCT 006	0	. . 0			
0179 MONEE PCT 007	0	. . 0			
0180 MONEE PCT 008	6	. . 0			
0181 NEW LENOX PCT 001	5	. . 0			
0182 NEW LENOX PCT 002	2	. . 0			
0183 NEW LENOX PCT 003	0	. . 0			
0184 NEW LENOX PCT 004	1	. . 0			
0185 NEW LENOX PCT 005	0	. . 0			
0186 NEW LENOX PCT 006	5	. . 0			
0187 NEW LENOX PCT 007	2	. . 0			
0188 NEW LENOX PCT 008	3	. . 0			
0189 NEW LENOX PCT 009	2	. . 0			
0190 NEW LENOX PCT 010	7	. . 0			
0191 NEW LENOX PCT 011	7	. . 0			
0192 NEW LENOX PCT 012	1	. . 0			
0193 NEW LENOX PCT 013	1	. . 0			
0194 NEW LENOX PCT 014	3	. . 0			
0195 NEW LENOX PCT 015	0	. . 0			
0196 NEW LENOX PCT 016	2	. . 0			
0197 NEW LENOX PCT 017	1	. . 0			
0198 NEW LENOX PCT 018	0	. . 0			
0199 NEW LENOX PCT 019	1	. . 0			
0200 NEW LENOX PCT 020	0	. . 0			
0201 PEOTONE PCT 001	4	. . 0			
0202 PEOTONE PCT 002	1	. . 0			
0203 PLAINFIELD PCT 001	0	. . 0			
0204 PLAINFIELD PCT 002	1	. . 0			
0205 PLAINFIELD PCT 003	2	. . 0			
0206 PLAINFIELD PCT 004	0	. . 0			
0207 PLAINFIELD PCT 005	3	. . 0			
0208 PLAINFIELD PCT 006	0	. . 0			
0209 PLAINFIELD PCT 007	0	. . 0			
0210 PLAINFIELD PCT 008	2	. . 0			
0211 PLAINFIELD PCT 009	2	. . 0			
0212 PLAINFIELD PCT 010	3	. . 0			
0213 PLAINFIELD PCT 011	1	. . 0			
0214 PLAINFIELD PCT 012	1	. . 0			
0215 PLAINFIELD PCT 013	4	. . 0			
0216 PLAINFIELD PCT 014	1	. . 0			
0217 PLAINFIELD PCT 015	2	. . 0			
0218 PLAINFIELD PCT 016	6	. . 0			
0219 PLAINFIELD PCT 017	0	. . 0			
0220 PLAINFIELD PCT 018	0	. . 0			
0221 PLAINFIELD PCT 019	0	. . 0			
0222 PLAINFIELD PCT 020	1	. . 0			
0223 PLAINFIELD PCT 021	4	. . 0			
0224 PLAINFIELD PCT 022	0	. . 0			
0225 PLAINFIELD PCT 023	2	. . 0			
0226 PLAINFIELD PCT 024	3	. . 0			
0227 PLAINFIELD PCT 025	0	. . 0			

	TOTAL	PERCENT		TOTAL	PERCENT
01 = BALLOTS CAST - REPUBLICAN	779	100.00	02 = BALLOTS CAST - FEDERAL REPUBLICAN	0	
(CONTINUED FROM PREVIOUS PAGE)					
	01	02			
0228 PLAINFIELD PCT 026	1	. . 0			
0229 PLAINFIELD PCT 027	3	. . 0			
0230 PLAINFIELD PCT 028	0	. . 0			
0231 PLAINFIELD PCT 029	2	. . 0			
0232 PLAINFIELD PCT 030	3	. . 0			
0233 PLAINFIELD PCT 031	0	. . 0			
0234 PLAINFIELD PCT 032	1	. . 0			
0235 PLAINFIELD PCT 033	6	. . 0			
0236 PLAINFIELD PCT 034	1	. . 0			
0237 PLAINFIELD PCT 035	1	. . 0			
0238 PLAINFIELD PCT 036	2	. . 0			
0239 REED PCT 001	0	. . 0			
0240 REED PCT 002	1	. . 0			
0241 REED PCT 003	1	. . 0			
0242 TROY PCT 001	0	. . 0			
0243 TROY PCT 002	3	. . 0			
0244 TROY PCT 003	1	. . 0			
0245 TROY PCT 004	3	. . 0			
0246 TROY PCT 005	8	. . 0			
0247 TROY PCT 006	5	. . 0			
0248 TROY PCT 007	5	. . 0			
0249 TROY PCT 008	2	. . 0			
0250 TROY PCT 009	5	. . 0			
0251 TROY PCT 010	7	. . 0			
0252 TROY PCT 011	24	. . 0			
0253 TROY PCT 012	9	. . 0			
0254 TROY PCT 013	0	. . 0			
0255 TROY PCT 014	5	. . 0			
0256 TROY PCT 015	3	. . 0			
0257 TROY PCT 016	3	. . 0			
0258 TROY PCT 017	1	. . 0			
0259 TROY PCT 018	1	. . 0			
0260 TROY PCT 019	0	. . 0			
0261 TROY PCT 020	1	. . 0			
0262 TROY PCT 021	0	. . 0			
0263 TROY PCT 022	1	. . 0			
0264 TROY PCT 023	0	. . 0			
0265 WASHINGTON PCT 001	1	. . 0			
0266 WASHINGTON PCT 002	9	. . 0			
0267 WASHINGTON PCT 003	10	. . 0			
0268 WESLEY PCT 001	0	. . 0			
0269 WHEATLAND PCT 001	0	. . 0			
0270 WHEATLAND PCT 002	0	. . 0			
0271 WHEATLAND PCT 003	4	. . 0			
0272 WHEATLAND PCT 004	2	. . 0			
0273 WHEATLAND PCT 005	6	. . 0			
0274 WHEATLAND PCT 006	1	. . 0			
0275 WHEATLAND PCT 007	2	. . 0			
0276 WHEATLAND PCT 008	3	. . 0			
0277 WHEATLAND PCT 009	2	. . 0			
0278 WHEATLAND PCT 010	3	. . 0			
0279 WHEATLAND PCT 011	0	. . 0			
0280 WHEATLAND PCT 012	5	. . 0			
0281 WHEATLAND PCT 013	1	. . 0			
0282 WHEATLAND PCT 014	3	. . 0			
0283 WHEATLAND PCT 015	1	. . 0			
0284 WHEATLAND PCT 016	7	. . 0			

01 = BALLOTS CAST - REPUBLICAN

TOTAL PERCENT
 779 100.00

02 = BALLOTS CAST - FEDERAL REPUBLICAN

TOTAL PERCENT
 0

(CONTINUED FROM PREVIOUS PAGE)

	01	02
0285 WHEATLAND PCT 017	1	0
0286 WHEATLAND PCT 018	0	0
0287 WHEATLAND PCT 019	3	0
0288 WHEATLAND PCT 020	3	0
0289 WHEATLAND PCT 021	1	0
0290 WHEATLAND PCT 022	4	0
0291 WHEATLAND PCT 023	0	0
0292 WHEATLAND PCT 024	0	0
0293 WHEATLAND PCT 025	1	0
0294 WHEATLAND PCT 026	3	0
0295 WHEATLAND PCT 027	3	0
0296 WHEATLAND PCT 028	2	0
0297 WHEATLAND PCT 029	1	0
0298 WHEATLAND PCT 030	0	0
0299 WILL PCT 001	2	0
0300 WILMINGTON PCT 001	3	0
0301 WILMINGTON PCT 002	1	0
0302 WILMINGTON PCT 003	1	0
0303 WILTON PCT 001	4	0



Nancy Schultz Voots

W I L L C O U N T Y C L E R K



Republican Party

PRESIDENT SUMMARY

STATISTICS

	TOTAL	PERCENT		TOTAL	PERCENT
01 = REGISTERED VOTERS - TOTAL	371,928		06 = BALLOTS CAST - FEDERAL DEMOCRATIC	84	.11
02 = BALLOTS CAST - TOTAL	78,033		07 = BALLOTS CAST - NONPARTISAN	2,116	2.71
03 = BALLOTS CAST - REPUBLICAN	53,119	68.07	08 = BALLOTS CAST - BLANK	25	.03
04 = BALLOTS CAST - FEDERAL REPUBLICAN	138	.18	09 = VOTER TURNOUT - TOTAL		20.98
05 = BALLOTS CAST - DEMOCRATIC	22,576	28.93			

	01	02	03	04	05	06	07	08	09
0001 CHANNAHON PCT 001	1277	280	213	0	58	0	9	0	21.93
0002 CHANNAHON PCT 002	1466	339	272	0	65	0	2	0	23.12
0003 CHANNAHON PCT 003	1357	333	245	2	76	0	10	0	24.54
0004 CHANNAHON PCT 004	1278	257	190	0	59	0	8	0	20.11
0005 CHANNAHON PCT 005	1313	213	159	0	49	0	5	0	16.22
0006 CRETE PCT 001	1179	293	90	1	196	4	2	0	24.85
0007 CRETE PCT 002	1165	199	91	0	108	0	0	0	17.08
0008 CRETE PCT 003	1190	208	102	0	105	1	0	0	17.48
0009 CRETE PCT 004	1208	373	174	1	191	2	5	0	30.88
0010 CRETE PCT 005	1203	346	92	1	252	1	0	1	28.76
0011 CRETE PCT 006	1249	421	216	3	199	0	3	0	33.71
0012 CRETE PCT 007	1183	369	127	0	241	0	1	0	31.19
0013 CRETE PCT 008	1247	357	174	1	177	2	3	0	28.63
0014 CRETE PCT 009	1129	328	169	0	154	0	5	0	29.05
0015 CRETE PCT 010	981	263	136	2	118	2	5	0	26.81
0016 CRETE PCT 011	1095	357	239	2	114	0	2	0	32.60
0017 CRETE PCT 012	1003	367	212	0	155	0	0	0	36.59
0018 CUSTER PCT 001	948	206	170	0	31	0	5	0	21.73
0019 DU PAGE PCT 001	1416	296	227	1	68	0	0	0	20.90
0020 DU PAGE PCT 002	1354	310	260	0	50	0	0	0	22.90
0021 DU PAGE PCT 003	1420	360	276	1	83	0	0	0	25.35
0022 DU PAGE PCT 004	1224	218	165	1	50	0	2	0	17.81
0023 DU PAGE PCT 005	1117	260	160	0	95	0	5	0	23.28
0024 DU PAGE PCT 006	1136	268	176	0	89	0	3	0	23.59
0025 DU PAGE PCT 007	1243	316	266	1	48	0	1	0	25.42
0026 DU PAGE PCT 008	1054	162	89	0	72	0	1	0	15.37
0027 DU PAGE PCT 009	948	157	104	0	50	0	3	0	16.56
0028 DU PAGE PCT 010	1299	180	105	1	74	0	0	0	13.86
0029 DU PAGE PCT 011	1258	214	121	0	93	0	0	0	17.01
0030 DU PAGE PCT 012	1200	229	144	3	80	1	1	0	19.08
0031 DU PAGE PCT 013	1363	210	89	1	118	0	2	0	15.41
0032 DU PAGE PCT 014	1269	233	146	0	81	0	6	0	18.36
0033 DU PAGE PCT 015	1131	295	124	0	167	0	4	0	26.08
0034 DU PAGE PCT 016	1262	246	150	0	92	0	4	0	19.49
0035 DU PAGE PCT 017	1348	180	117	0	57	0	6	0	13.35
0036 DU PAGE PCT 018	1286	207	135	0	60	0	12	0	16.10
0037 DU PAGE PCT 019	1336	193	119	0	72	0	2	0	14.45
0038 DU PAGE PCT 020	1191	166	85	0	69	0	12	0	13.94
0039 DU PAGE PCT 021	1339	206	125	0	77	0	4	0	15.38
0040 DU PAGE PCT 022	1361	230	152	0	72	2	4	0	16.90
0041 DU PAGE PCT 023	1155	120	76	0	44	0	0	0	10.39
0042 DU PAGE PCT 024	971	173	114	0	58	0	1	0	17.82
0043 DU PAGE PCT 025	1186	209	128	1	72	0	8	0	17.62
0044 DU PAGE PCT 026	1140	179	112	0	66	0	1	0	15.70
0045 DU PAGE PCT 027	1300	169	78	0	90	0	1	0	13.00
0046 DU PAGE PCT 028	1318	161	87	0	74	0	0	0	12.22
0047 DU PAGE PCT 029	1146	146	94	0	51	0	1	0	12.74
0048 DU PAGE PCT 030	1119	167	63	1	97	0	6	0	14.92
0049 DU PAGE PCT 031	1081	185	134	0	48	0	3	0	17.11
0050 DU PAGE PCT 032	1415	222	152	1	60	2	7	0	15.69
0051 DU PAGE PCT 033	1317	205	146	0	56	0	3	0	15.57
0052 DU PAGE PCT 034	966	374	291	1	73	0	9	0	38.72

STATISTICS

	TOTAL	PERCENT		TOTAL	PERCENT
01 = REGISTERED VOTERS - TOTAL	371,928		06 = BALLOTS CAST - FEDERAL DEMOCRATIC	84	.11
02 = BALLOTS CAST - TOTAL	78,033		07 = BALLOTS CAST - NONPARTISAN	2,116	2.71
03 = BALLOTS CAST - REPUBLICAN	53,119	68.07	08 = BALLOTS CAST - BLANK	25	.03
04 = BALLOTS CAST - FEDERAL REPUBLICAN	138	.18	09 = VOTER TURNOUT - TOTAL		20.98
05 = BALLOTS CAST - DEMOCRATIC	22,576	28.93			

(CONTINUED FROM PREVIOUS PAGE)

	01	02	03	04	05	06	07	08	09
0053 DU PAGE PCT 035	795	51	27	0	22	2	0	0	6.42
0054 DU PAGE PCT 036	1499	244	169	0	66	0	9	0	16.28
0055 DU PAGE PCT 037	1295	213	139	0	62	0	12	0	16.45
0056 FLORENCE PCT 001	578	106	65	0	37	0	4	0	18.34
0057 FRANKFORT PCT 001	1283	312	242	3	64	0	3	0	24.32
0058 FRANKFORT PCT 002	1228	331	252	0	65	1	13	1	26.95
0059 FRANKFORT PCT 003	1272	294	212	0	75	0	7	0	23.11
0060 FRANKFORT PCT 004	1215	237	201	0	32	0	4	0	19.51
0061 FRANKFORT PCT 005	1183	303	234	0	65	0	4	0	25.61
0062 FRANKFORT PCT 006	1164	323	250	0	60	0	13	0	27.75
0063 FRANKFORT PCT 007	1213	296	225	0	63	0	8	1	24.40
0064 FRANKFORT PCT 008	1278	204	150	0	44	0	10	0	15.96
0065 FRANKFORT PCT 009	1233	275	202	0	66	1	6	0	22.30
0066 FRANKFORT PCT 010	1165	277	192	1	77	1	6	0	23.78
0067 FRANKFORT PCT 011	1211	259	198	0	55	1	5	0	21.39
0068 FRANKFORT PCT 012	1192	301	222	0	65	0	14	0	25.25
0069 FRANKFORT PCT 013	1136	255	193	0	51	0	11	0	22.45
0070 FRANKFORT PCT 014	1244	213	159	0	54	0	0	0	17.12
0071 FRANKFORT PCT 015	1243	216	163	0	51	0	2	0	17.38
0072 FRANKFORT PCT 016	1200	252	199	1	50	0	2	1	21.00
0073 FRANKFORT PCT 017	1446	398	356	0	36	0	6	0	27.52
0074 FRANKFORT PCT 018	1206	364	303	1	57	0	3	0	30.18
0075 FRANKFORT PCT 019	1227	202	154	1	45	0	2	0	16.46
0076 FRANKFORT PCT 020	1342	251	184	0	62	1	4	0	18.70
0077 FRANKFORT PCT 021	1164	327	250	2	69	0	6	1	28.09
0078 FRANKFORT PCT 022	1216	332	241	1	85	0	5	0	27.30
0079 FRANKFORT PCT 023	1179	314	263	1	40	1	9	0	26.63
0080 FRANKFORT PCT 024	1132	288	179	0	108	0	1	1	25.44
0081 FRANKFORT PCT 025	1194	339	286	0	50	0	3	0	28.39
0082 FRANKFORT PCT 026	1214	391	336	0	46	0	9	0	32.21
0083 FRANKFORT PCT 027	1030	243	193	0	36	1	13	0	23.59
0084 FRANKFORT PCT 028	1237	357	278	0	72	0	7	0	28.86
0085 FRANKFORT PCT 029	1298	345	287	0	58	0	0	0	26.58
0086 GREEN GARDEN PCT 001	1209	316	270	0	45	0	1	0	26.14
0087 GREEN GARDEN PCT 002	1245	279	219	2	55	0	3	0	22.41
0088 HOMER PCT 001	1254	254	197	1	43	0	13	0	20.26
0089 HOMER PCT 002	1420	452	356	1	70	0	25	0	31.83
0090 HOMER PCT 003	1227	369	287	0	65	0	17	0	30.07
0091 HOMER PCT 004	1407	495	409	1	65	0	20	0	35.18
0092 HOMER PCT 005	1117	339	290	0	39	0	10	0	30.35
0093 HOMER PCT 006	1225	358	289	1	55	0	13	0	29.22
0094 HOMER PCT 007	1293	360	264	0	78	0	18	0	27.84
0095 HOMER PCT 008	1193	333	282	0	38	0	13	0	27.91
0096 HOMER PCT 009	1124	303	241	0	55	1	6	0	26.96
0097 HOMER PCT 010	1278	337	256	5	62	5	9	1	26.37
0098 HOMER PCT 011	1382	357	289	1	53	0	14	0	25.83
0099 HOMER PCT 012	1384	451	369	0	52	0	30	0	32.59
0100 HOMER PCT 013	1183	246	199	0	35	1	11	0	20.79
0101 HOMER PCT 014	1817	418	344	0	61	0	13	0	23.00
0102 HOMER PCT 015	1567	389	304	0	79	0	6	0	24.82
0103 HOMER PCT 016	1156	346	249	0	72	0	25	0	29.93
0104 HOMER PCT 017	1328	475	424	0	34	0	17	0	35.77
0105 HOMER PCT 018	1478	268	201	0	62	0	5	0	18.13

STATISTICS

	TOTAL	PERCENT		TOTAL	PERCENT
01 = REGISTERED VOTERS - TOTAL	371,928		06 = BALLOTS CAST - FEDERAL DEMOCRATIC	84	.11
02 = BALLOTS CAST - TOTAL	78,033		07 = BALLOTS CAST - NONPARTISAN	2,116	2.71
03 = BALLOTS CAST - REPUBLICAN	53,119	68.07	08 = BALLOTS CAST - BLANK	25	.03
04 = BALLOTS CAST - FEDERAL REPUBLICAN	138	.18	09 = VOTER TURNOUT - TOTAL		20.98
05 = BALLOTS CAST - DEMOCRATIC	22,576	28.93			

(CONTINUED FROM PREVIOUS PAGE)

	01	02	03	04	05	06	07	08	09
0106 JACKSON PCT 001	1370	404	216	1	155	0	32	0	29.49
0107 JACKSON PCT 002	1323	432	219	0	171	1	41	0	32.65
0108 JOLIET PCT 001	1228	211	96	0	108	0	7	0	17.18
0109 JOLIET PCT 002	1007	225	133	0	83	0	9	0	22.34
0110 JOLIET PCT 003	859	147	98	0	44	0	5	0	17.11
0111 JOLIET PCT 004	1184	186	115	0	64	0	7	1	15.71
0112 JOLIET PCT 005	1245	152	15	0	136	0	1	0	12.21
0113 JOLIET PCT 006	1148	111	8	0	103	0	0	0	9.67
0114 JOLIET PCT 007	1007	175	36	2	134	1	2	0	17.38
0115 JOLIET PCT 008	1092	161	93	1	62	0	5	0	14.74
0116 JOLIET PCT 009	1183	141	70	0	69	0	2	0	11.92
0117 JOLIET PCT 010	1105	231	132	0	93	0	6	0	20.90
0118 JOLIET PCT 011	1174	175	98	0	73	1	3	0	14.91
0119 JOLIET PCT 012	1248	112	48	1	62	0	1	0	8.97
0120 JOLIET PCT 013	1199	73	10	0	62	0	1	0	6.09
0121 JOLIET PCT 014	1228	79	10	0	68	0	1	0	6.43
0122 JOLIET PCT 015	1213	117	57	0	60	0	0	0	9.65
0123 JOLIET PCT 016	1201	192	43	0	145	1	3	0	15.99
0124 JOLIET PCT 017	1268	306	193	0	108	0	5	3	24.13
0125 JOLIET PCT 018	1291	365	243	1	113	0	8	0	28.27
0126 JOLIET PCT 019	1158	205	123	1	78	0	3	0	17.70
0127 JOLIET PCT 020	1230	278	119	1	143	0	15	1	22.60
0128 JOLIET PCT 021	1401	296	188	0	103	0	5	0	21.13
0129 JOLIET PCT 022	1363	227	112	0	111	0	4	0	16.65
0130 JOLIET PCT 023	1380	147	76	0	68	0	3	0	10.65
0131 JOLIET PCT 024	1108	140	59	0	80	0	1	0	12.64
0132 JOLIET PCT 025	1195	230	135	0	91	0	4	0	19.25
0133 JOLIET PCT 026	1071	167	68	0	88	1	10	0	15.59
0134 JOLIET PCT 027	636	69	22	0	43	1	3	0	10.85
0135 JOLIET PCT 028	1206	114	4	0	110	0	0	0	9.45
0136 JOLIET PCT 029	1188	142	46	0	94	0	2	0	11.95
0137 JOLIET PCT 030	1233	157	96	0	60	0	1	0	12.73
0138 JOLIET PCT 031	1128	180	113	0	63	0	4	0	15.96
0139 JOLIET PCT 032	1180	147	11	0	135	0	1	0	12.46
0140 JOLIET PCT 033	1066	160	85	0	53	0	22	0	15.01
0141 JOLIET PCT 034	1247	234	48	0	179	1	6	0	18.77
0142 JOLIET PCT 035	1272	268	83	0	178	1	6	0	21.07
0143 JOLIET PCT 036	1145	170	36	0	134	0	0	0	14.85
0144 JOLIET PCT 037	1186	197	79	0	116	2	0	0	16.61
0145 LOCKPORT PCT 001	1700	767	581	0	172	0	14	1	45.12
0146 LOCKPORT PCT 002	1439	187	127	0	54	0	6	0	13.00
0147 LOCKPORT PCT 003	1379	181	117	1	48	0	15	0	13.13
0148 LOCKPORT PCT 004	1248	164	102	0	55	0	7	0	13.14
0149 LOCKPORT PCT 005	1256	258	201	3	51	1	2	0	20.54
0150 LOCKPORT PCT 006	1414	145	90	0	51	2	2	0	10.25
0151 LOCKPORT PCT 007	1371	166	83	0	81	0	2	0	12.11
0152 LOCKPORT PCT 008	1171	135	53	4	71	7	0	0	11.53
0153 LOCKPORT PCT 009	1650	569	379	0	160	0	30	0	34.48
0154 LOCKPORT PCT 010	1351	217	157	1	52	0	7	0	16.06
0155 LOCKPORT PCT 011	1334	243	153	1	75	0	14	0	18.22
0156 LOCKPORT PCT 012	1307	231	183	0	39	0	9	0	17.67
0157 LOCKPORT PCT 013	1938	1004	585	0	309	0	110	1	51.81
0158 LOCKPORT PCT 014	1138	310	196	0	87	0	27	0	27.24

STATISTICS

	TOTAL	PERCENT		TOTAL	PERCENT
01 = REGISTERED VOTERS - TOTAL	371,928		06 = BALLOTS CAST - FEDERAL DEMOCRATIC	84	.11
02 = BALLOTS CAST - TOTAL	78,033		07 = BALLOTS CAST - NONPARTISAN	2,116	2.71
03 = BALLOTS CAST - REPUBLICAN	53,119	68.07	08 = BALLOTS CAST - BLANK	25	.03
04 = BALLOTS CAST - FEDERAL REPUBLICAN	138	.18	09 = VOTER TURNOUT - TOTAL		20.98
05 = BALLOTS CAST - DEMOCRATIC	22,576	28.93			

(CONTINUED FROM PREVIOUS PAGE)

	01	02	03	04	05	06	07	08	09
0159 LOCKPORT PCT 015	1073	148	78	0	56	0	14	0	13.79
0160 LOCKPORT PCT 016	1438	369	199	0	113	1	56	0	25.66
0161 LOCKPORT PCT 017	1411	345	258	0	72	0	15	0	24.45
0162 LOCKPORT PCT 018	1463	396	185	0	137	0	74	0	27.07
0163 LOCKPORT PCT 019	1131	315	203	0	95	2	15	0	27.85
0164 LOCKPORT PCT 020	1202	285	171	0	91	0	23	0	23.71
0165 LOCKPORT PCT 021	1207	243	122	0	90	0	31	0	20.13
0166 LOCKPORT PCT 022	1213	284	138	0	116	0	30	0	23.41
0167 LOCKPORT PCT 023	1040	222	92	0	85	0	45	0	21.35
0168 LOCKPORT PCT 024	1034	146	24	0	120	2	0	0	14.12
0169 MANHATTAN PCT 001	1299	429	250	2	115	1	61	0	33.03
0170 MANHATTAN PCT 002	1318	480	250	0	135	3	92	0	36.42
0171 MANHATTAN PCT 003	1543	485	324	1	110	0	50	0	31.43
0172 MANHATTAN PCT 004	1297	367	222	0	102	0	43	0	28.30
0173 MONEE PCT 001	1022	268	98	0	159	2	9	0	26.22
0174 MONEE PCT 002	1230	258	42	0	216	0	0	0	20.98
0175 MONEE PCT 003	1148	330	185	1	137	0	7	0	28.75
0176 MONEE PCT 004	1235	442	217	1	204	0	20	0	35.79
0177 MONEE PCT 005	1201	244	10	0	233	1	0	0	20.32
0178 MONEE PCT 006	797	204	8	0	196	0	0	0	25.60
0179 MONEE PCT 007	1076	307	14	0	291	2	0	0	28.53
0180 MONEE PCT 008	1038	262	152	0	106	0	4	0	25.24
0181 NEW LENOX PCT 001	1076	179	122	0	54	0	3	0	16.64
0182 NEW LENOX PCT 002	1191	274	222	0	52	0	0	0	23.01
0183 NEW LENOX PCT 003	1095	193	148	0	41	0	4	0	17.63
0184 NEW LENOX PCT 004	1008	276	218	0	54	0	4	0	27.38
0185 NEW LENOX PCT 005	1191	267	225	0	41	0	1	0	22.42
0186 NEW LENOX PCT 006	1229	293	261	0	29	0	3	0	23.84
0187 NEW LENOX PCT 007	1406	375	319	0	52	0	4	1	26.67
0188 NEW LENOX PCT 008	1265	291	244	0	43	0	4	0	23.00
0189 NEW LENOX PCT 009	1330	280	220	2	54	0	4	0	21.05
0190 NEW LENOX PCT 010	1245	368	283	4	80	0	1	2	29.56
0191 NEW LENOX PCT 011	1327	287	241	1	40	0	5	0	21.63
0192 NEW LENOX PCT 012	1351	218	186	0	30	0	2	0	16.14
0193 NEW LENOX PCT 013	1270	255	218	0	34	0	3	0	20.08
0194 NEW LENOX PCT 014	1401	296	233	1	58	1	3	0	21.13
0195 NEW LENOX PCT 015	1182	286	238	0	48	0	0	0	24.20
0196 NEW LENOX PCT 016	1278	312	257	0	55	0	0	1	24.41
0197 NEW LENOX PCT 017	1338	299	250	0	48	0	1	0	22.35
0198 NEW LENOX PCT 018	1162	217	186	0	31	0	0	0	18.67
0199 NEW LENOX PCT 019	1281	244	199	1	44	0	0	0	19.05
0200 NEW LENOX PCT 020	1382	320	261	0	55	0	4	0	23.15
0201 PEOTONE PCT 001	1349	446	293	0	146	0	7	0	33.06
0202 PEOTONE PCT 002	1402	402	270	1	127	0	4	0	28.67
0203 PLAINFIELD PCT 001	1202	197	150	0	44	0	3	0	16.39
0204 PLAINFIELD PCT 002	1187	165	130	0	32	0	3	0	13.90
0205 PLAINFIELD PCT 003	1182	252	219	0	31	0	2	0	21.32
0206 PLAINFIELD PCT 004	651	75	44	0	31	0	0	0	11.52
0207 PLAINFIELD PCT 005	1158	177	145	0	31	0	1	0	15.28
0208 PLAINFIELD PCT 006	1157	156	115	0	39	0	2	0	13.48
0209 PLAINFIELD PCT 007	1386	135	88	1	45	0	1	0	9.74
0210 PLAINFIELD PCT 008	1239	245	193	3	43	2	4	0	19.77
0211 PLAINFIELD PCT 009	1287	261	225	1	32	0	3	0	20.28

STATISTICS

	TOTAL	PERCENT		TOTAL	PERCENT
01 = REGISTERED VOTERS - TOTAL	371,928		06 = BALLOTS CAST - FEDERAL DEMOCRATIC	84	.11
02 = BALLOTS CAST - TOTAL	78,033		07 = BALLOTS CAST - NONPARTISAN	2,116	2.71
03 = BALLOTS CAST - REPUBLICAN	53,119	68.07	08 = BALLOTS CAST - BLANK	25	.03
04 = BALLOTS CAST - FEDERAL REPUBLICAN	138	.18	09 = VOTER TURNOUT - TOTAL		20.98
05 = BALLOTS CAST - DEMOCRATIC	22,576	28.93			

(CONTINUED FROM PREVIOUS PAGE)

	01	02	03	04	05	06	07	08	09
0212 PLAINFIELD PCT 010	1229	269	219	2	46	0	2	0	21.89
0213 PLAINFIELD PCT 011	604	51	33	0	17	0	1	0	8.44
0214 PLAINFIELD PCT 012	1060	160	94	0	65	0	1	0	15.09
0215 PLAINFIELD PCT 013	1219	269	221	0	46	0	2	0	22.07
0216 PLAINFIELD PCT 014	1179	238	192	0	44	1	1	0	20.19
0217 PLAINFIELD PCT 015	1155	229	185	0	42	0	2	0	19.83
0218 PLAINFIELD PCT 016	1347	272	212	0	52	0	8	0	20.19
0219 PLAINFIELD PCT 017	1299	170	111	0	50	0	9	0	13.09
0220 PLAINFIELD PCT 018	1302	161	108	0	52	0	1	0	12.37
0221 PLAINFIELD PCT 019	1127	117	84	0	31	0	2	0	10.38
0222 PLAINFIELD PCT 020	1255	185	133	1	49	0	2	0	14.74
0223 PLAINFIELD PCT 021	1138	238	193	1	41	0	3	0	20.91
0224 PLAINFIELD PCT 022	1048	177	138	0	38	0	1	1	16.89
0225 PLAINFIELD PCT 023	1170	181	121	0	56	0	4	0	15.47
0226 PLAINFIELD PCT 024	1184	297	198	0	96	0	3	1	25.08
0227 PLAINFIELD PCT 025	1309	146	106	0	39	0	1	0	11.15
0228 PLAINFIELD PCT 026	1025	106	72	0	33	0	1	0	10.34
0229 PLAINFIELD PCT 027	1315	158	101	0	56	0	1	0	12.02
0230 PLAINFIELD PCT 028	1198	161	139	1	21	0	0	0	13.44
0231 PLAINFIELD PCT 029	1174	163	126	0	33	0	4	0	13.88
0232 PLAINFIELD PCT 030	1189	208	164	0	40	1	3	0	17.49
0233 PLAINFIELD PCT 031	1166	198	147	0	45	2	4	0	16.98
0234 PLAINFIELD PCT 032	1155	143	103	0	40	0	0	0	12.38
0235 PLAINFIELD PCT 033	1278	199	138	0	56	0	5	0	15.57
0236 PLAINFIELD PCT 034	1003	161	91	0	61	0	9	0	16.05
0237 PLAINFIELD PCT 035	1062	152	98	0	48	3	3	0	14.31
0238 PLAINFIELD PCT 036	1084	200	138	0	60	0	2	0	18.45
0239 REED PCT 001	1295	244	178	3	60	0	3	0	18.84
0240 REED PCT 002	1287	278	206	0	65	0	7	0	21.60
0241 REED PCT 003	1389	233	169	0	58	0	6	0	16.77
0242 TROY PCT 001	1216	138	95	0	38	0	5	0	11.35
0243 TROY PCT 002	1242	130	89	0	40	0	1	0	10.47
0244 TROY PCT 003	1264	149	109	0	38	0	2	0	11.79
0245 TROY PCT 004	1240	199	147	0	50	0	2	0	16.05
0246 TROY PCT 005	1136	260	160	0	94	0	6	0	22.89
0247 TROY PCT 006	904	165	99	0	60	0	6	0	18.25
0248 TROY PCT 007	1269	225	164	0	60	0	1	0	17.73
0249 TROY PCT 008	1165	275	180	0	90	0	5	0	23.61
0250 TROY PCT 009	1266	327	220	0	94	0	13	0	25.83
0251 TROY PCT 010	1359	347	257	1	76	0	13	0	25.53
0252 TROY PCT 011	1539	468	381	0	82	0	5	0	30.41
0253 TROY PCT 012	1360	288	201	0	82	0	5	0	21.18
0254 TROY PCT 013	1304	400	268	1	109	0	22	0	30.67
0255 TROY PCT 014	1355	295	228	0	62	0	5	0	21.77
0256 TROY PCT 015	1457	349	253	0	86	0	10	0	23.95
0257 TROY PCT 016	1402	284	182	0	95	0	7	0	20.26
0258 TROY PCT 017	1371	344	270	0	66	0	8	0	25.09
0259 TROY PCT 018	1117	160	100	2	56	0	2	0	14.32
0260 TROY PCT 019	1143	139	70	1	66	0	2	0	12.16
0261 TROY PCT 020	1362	311	234	0	75	0	2	0	22.83
0262 TROY PCT 021	1075	200	173	2	24	0	1	0	18.60
0263 TROY PCT 022	693	176	151	0	22	0	3	0	25.40
0264 TROY PCT 023	1181	287	208	0	71	0	8	0	24.30

STATISTICS

	TOTAL	PERCENT		TOTAL	PERCENT
01 = REGISTERED VOTERS - TOTAL	371,928		06 = BALLOTS CAST - FEDERAL DEMOCRATIC	84	.11
02 = BALLOTS CAST - TOTAL	78,033		07 = BALLOTS CAST - NONPARTISAN	2,116	2.71
03 = BALLOTS CAST - REPUBLICAN	53,119	68.07	08 = BALLOTS CAST - BLANK	25	.03
04 = BALLOTS CAST - FEDERAL REPUBLICAN	138	.18	09 = VOTER TURNOUT - TOTAL		20.98
05 = BALLOTS CAST - DEMOCRATIC	22,576	28.93			

(CONTINUED FROM PREVIOUS PAGE)

	01	02	03	04	05	06	07	08	09
0265 WASHINGTON PCT 001	1144	.381	.202	.07	.164	.00	.08	.03	33.30
0266 WASHINGTON PCT 002	1214	.373	.189	.01	.179	.00	.04	.00	30.72
0267 WASHINGTON PCT 003	1110	.347	.208	.04	.129	.02	.04	.00	31.26
0268 WESLEY PCT 001	1442	.264	.199	.00	.059	.00	.06	.00	18.31
0269 WHEATLAND PCT 001	1504	.231	.184	.00	.046	.00	.01	.00	15.36
0270 WHEATLAND PCT 002	950	.273	.221	.00	.051	.00	.01	.00	28.74
0271 WHEATLAND PCT 003	1236	.241	.213	.00	.027	.00	.01	.01	19.50
0272 WHEATLAND PCT 004	1626	.254	.132	.05	.115	.02	.00	.00	15.62
0273 WHEATLAND PCT 005	1447	.243	.217	.02	.021	.00	.03	.00	16.79
0274 WHEATLAND PCT 006	1209	.363	.307	.01	.053	.00	.02	.00	30.02
0275 WHEATLAND PCT 007	1266	.286	.251	.01	.031	.00	.03	.00	22.59
0276 WHEATLAND PCT 008	1263	.275	.245	.00	.030	.00	.00	.00	21.77
0277 WHEATLAND PCT 009	1451	.390	.331	.00	.059	.00	.00	.00	26.88
0278 WHEATLAND PCT 010	1274	.276	.238	.00	.036	.00	.02	.00	21.66
0279 WHEATLAND PCT 011	1076	.157	.122	.00	.035	.00	.00	.00	14.59
0280 WHEATLAND PCT 012	1248	.225	.183	.01	.041	.00	.00	.00	18.03
0281 WHEATLAND PCT 013	1184	.219	.191	.00	.027	.00	.01	.00	18.50
0282 WHEATLAND PCT 014	1381	.301	.258	.01	.042	.00	.00	.00	21.80
0283 WHEATLAND PCT 015	1191	.184	.163	.00	.021	.00	.00	.00	15.45
0284 WHEATLAND PCT 016	1417	.296	.265	.02	.029	.00	.00	.00	20.89
0285 WHEATLAND PCT 017	1373	.243	.212	.00	.031	.00	.00	.00	17.70
0286 WHEATLAND PCT 018	1323	.301	.265	.01	.035	.00	.00	.00	22.75
0287 WHEATLAND PCT 019	1096	.220	.156	.00	.061	.01	.02	.00	20.07
0288 WHEATLAND PCT 020	1105	.237	.209	.01	.027	.00	.00	.00	21.45
0289 WHEATLAND PCT 021	1079	.206	.172	.00	.034	.00	.00	.00	19.09
0290 WHEATLAND PCT 022	1052	.163	.108	.01	.051	.00	.03	.00	15.49
0291 WHEATLAND PCT 023	1465	.184	.144	.01	.035	.00	.04	.00	12.56
0292 WHEATLAND PCT 024	1186	.219	.199	.00	.020	.00	.00	.00	18.47
0293 WHEATLAND PCT 025	1385	.248	.218	.00	.027	.00	.03	.00	17.91
0294 WHEATLAND PCT 026	1501	.362	.321	.02	.031	.00	.08	.00	24.12
0295 WHEATLAND PCT 027	1048	.134	.088	.00	.045	.00	.01	.00	12.79
0296 WHEATLAND PCT 028	1431	.231	.203	.02	.025	.00	.01	.00	16.14
0297 WHEATLAND PCT 029	1448	.280	.243	.00	.037	.00	.00	.00	19.34
0298 WHEATLAND PCT 030	1390	.243	.212	.02	.028	.00	.01	.00	17.48
0299 WILL PCT 001	1100	.359	.231	.00	.127	.00	.01	.00	32.64
0300 WILMINGTON PCT 001	1264	.198	.142	.00	.044	.00	.12	.00	15.66
0301 WILMINGTON PCT 002	1284	.259	.179	.01	.072	.02	.05	.01	20.17
0302 WILMINGTON PCT 003	1286	.257	.185	.00	.060	.00	.12	.00	19.98
0303 WILTON PCT 001	589	.247	.144	.00	.087	.00	.16	.00	41.94

	VOTES	PERCENT		VOTES	PERCENT
PRESIDENT OF THE UNITED STATES - TOTAL					
Vote for not more than 1					
01 = Mitt Romney	25,990	49.25	04 = Newt Gingrich	4,312	8.17
02 = Ron Paul	4,571	8.66	05 = Charles "Buddy" Roemer	146	.28
03 = Rick Perry	246	.47	06 = Rick Santorum	17,503	33.17

	01	02	03	04	05	06
0001 CHANNAHON PCT 001	92	20	0	18	0	81
0002 CHANNAHON PCT 002	134	25	1	20	1	90
0003 CHANNAHON PCT 003	111	24	1	36	0	73
0004 CHANNAHON PCT 004	84	18	0	22	0	63
0005 CHANNAHON PCT 005	69	13	0	12	0	64
0006 CRETE PCT 001	34	7	0	19	0	31
0007 CRETE PCT 002	43	8	0	8	0	32
0008 CRETE PCT 003	48	9	0	7	1	37
0009 CRETE PCT 004	91	3	0	14	3	61
0010 CRETE PCT 005	40	7	0	8	0	34
0011 CRETE PCT 006	98	14	2	14	1	90
0012 CRETE PCT 007	63	8	0	12	0	44
0013 CRETE PCT 008	85	16	1	7	1	65
0014 CRETE PCT 009	70	9	1	11	0	76
0015 CRETE PCT 010	67	7	1	10	0	52
0016 CRETE PCT 011	108	13	0	14	2	104
0017 CRETE PCT 012	91	19	0	19	0	82
0018 CUSTER PCT 001	75	9	0	12	2	69
0019 DU PAGE PCT 001	143	17	2	14	1	51
0020 DU PAGE PCT 002	157	13	0	23	2	65
0021 DU PAGE PCT 003	173	15	0	17	2	67
0022 DU PAGE PCT 004	83	12	1	12	0	57
0023 DU PAGE PCT 005	88	9	2	9	0	50
0024 DU PAGE PCT 006	80	20	0	15	0	59
0025 DU PAGE PCT 007	181	17	0	20	0	47
0026 DU PAGE PCT 008	33	8	0	7	0	36
0027 DU PAGE PCT 009	50	9	0	8	0	37
0028 DU PAGE PCT 010	41	12	1	9	1	42
0029 DU PAGE PCT 011	51	8	0	9	2	51
0030 DU PAGE PCT 012	58	9	0	12	1	65
0031 DU PAGE PCT 013	44	10	0	5	1	30
0032 DU PAGE PCT 014	77	20	2	2	0	44
0033 DU PAGE PCT 015	56	14	0	7	2	43
0034 DU PAGE PCT 016	72	19	0	7	0	50
0035 DU PAGE PCT 017	60	12	2	12	0	31
0036 DU PAGE PCT 018	58	7	2	6	0	61
0037 DU PAGE PCT 019	49	14	1	5	0	50
0038 DU PAGE PCT 020	36	10	1	9	0	25
0039 DU PAGE PCT 021	55	23	0	13	0	34
0040 DU PAGE PCT 022	59	21	2	8	0	61
0041 DU PAGE PCT 023	39	6	1	9	1	20
0042 DU PAGE PCT 024	55	15	1	8	0	35
0043 DU PAGE PCT 025	49	15	0	12	0	52
0044 DU PAGE PCT 026	42	10	3	9	0	47
0045 DU PAGE PCT 027	36	14	1	4	0	23
0046 DU PAGE PCT 028	35	7	0	13	1	31
0047 DU PAGE PCT 029	56	8	0	4	0	26
0048 DU PAGE PCT 030	18	6	0	9	1	30
0049 DU PAGE PCT 031	67	6	0	11	0	49
0050 DU PAGE PCT 032	71	13	3	17	0	49
0051 DU PAGE PCT 033	62	11	3	23	0	47
0052 DU PAGE PCT 034	195	10	1	17	0	65
0053 DU PAGE PCT 035	15	6	0	2	0	4

**For City of Aurora details
 refer to that section of this book.**

	VOTES	PERCENT		VOTES	PERCENT
PRESIDENT OF THE UNITED STATES - TOTAL					
Vote for not more than 1					
01 = Mitt Romney	25,990	49.25	04 = Newt Gingrich	4,312	8.17
02 = Ron Paul	4,571	8.66	05 = Charles "Buddy" Roemer	146	.28
03 = Rick Perry	246	.47	06 = Rick Santorum	17,503	33.17

(CONTINUED FROM PREVIOUS PAGE)

	01	02	03	04	05	06
0054 DU PAGE PCT 036	75	18	0	9	1	63
0055 DU PAGE PCT 037	55	12	3	13	0	56
0056 FLORENCE PCT 001	33	6	0	2	0	24
0057 FRANKFORT PCT 001	132	17	0	24	0	71
0058 FRANKFORT PCT 002	134	16	1	19	1	79
0059 FRANKFORT PCT 003	103	11	1	10	1	84
0060 FRANKFORT PCT 004	96	20	0	8	0	70
0061 FRANKFORT PCT 005	107	29	1	16	0	80
0062 FRANKFORT PCT 006	119	25	4	18	0	81
0063 FRANKFORT PCT 007	109	19	1	11	2	80
0064 FRANKFORT PCT 008	59	13	1	13	0	60
0065 FRANKFORT PCT 009	97	19	0	14	3	67
0066 FRANKFORT PCT 010	122	16	2	13	1	37
0067 FRANKFORT PCT 011	89	14	0	25	0	68
0068 FRANKFORT PCT 012	102	18	0	16	0	82
0069 FRANKFORT PCT 013	103	15	0	9	1	62
0070 FRANKFORT PCT 014	74	11	0	10	0	63
0071 FRANKFORT PCT 015	63	17	1	20	0	59
0072 FRANKFORT PCT 016	115	11	0	11	0	59
0073 FRANKFORT PCT 017	184	18	2	35	1	110
0074 FRANKFORT PCT 018	172	29	0	17	0	84
0075 FRANKFORT PCT 019	63	24	1	8	0	57
0076 FRANKFORT PCT 020	74	21	1	16	0	71
0077 FRANKFORT PCT 021	111	23	0	16	1	100
0078 FRANKFORT PCT 022	137	13	1	13	1	75
0079 FRANKFORT PCT 023	165	19	0	14	0	64
0080 FRANKFORT PCT 024	84	18	0	11	0	65
0081 FRANKFORT PCT 025	149	18	1	21	2	94
0082 FRANKFORT PCT 026	204	21	1	16	0	90
0083 FRANKFORT PCT 027	106	15	1	14	0	57
0084 FRANKFORT PCT 028	140	25	1	11	1	98
0085 FRANKFORT PCT 029	173	13	1	19	0	80
0086 GREEN GARDEN PCT 001	119	22	2	26	0	99
0087 GREEN GARDEN PCT 002	98	20	0	10	0	92
0088 HOMER PCT 001	87	26	0	17	0	66
0089 HOMER PCT 002	178	32	1	34	1	102
0090 HOMER PCT 003	136	32	1	28	0	86
0091 HOMER PCT 004	218	31	4	39	0	112
0092 HOMER PCT 005	142	27	3	18	1	98
0093 HOMER PCT 006	163	21	0	29	0	73
0094 HOMER PCT 007	137	27	3	13	2	80
0095 HOMER PCT 008	150	20	3	19	1	88
0096 HOMER PCT 009	126	17	2	19	1	70
0097 HOMER PCT 010	119	24	1	23	2	89
0098 HOMER PCT 011	157	24	2	18	1	81
0099 HOMER PCT 012	189	32	0	26	0	115
0100 HOMER PCT 013	89	21	1	14	0	70
0101 HOMER PCT 014	163	36	0	32	1	104
0102 HOMER PCT 015	150	27	2	23	0	94
0103 HOMER PCT 016	129	18	1	33	2	59
0104 HOMER PCT 017	220	36	3	30	1	125
0105 HOMER PCT 018	98	29	0	19	0	54
0106 JACKSON PCT 001	87	27	0	15	1	85
0107 JACKSON PCT 002	83	18	2	20	1	91

	VOTES	PERCENT		VOTES	PERCENT
PRESIDENT OF THE UNITED STATES - TOTAL					
Vote for not more than 1					
01 = Mitt Romney	25,990	49.25	04 = Newt Gingrich	4,312	8.17
02 = Ron Paul	4,571	8.66	05 = Charles "Buddy" Roemer	146	.28
03 = Rick Perry	246	.47	06 = Rick Santorum	17,503	33.17

(CONTINUED FROM PREVIOUS PAGE)

	01	02	03	04	05	06
0108 JOLIET PCT 001	31	11	1	7	0	46
0109 JOLIET PCT 002	57	14	0	14	0	47
0110 JOLIET PCT 003	35	9	0	9	0	45
0111 JOLIET PCT 004	39	11	0	14	0	49
0112 JOLIET PCT 005	4	3	0	1	0	7
0113 JOLIET PCT 006	1	2	0	0	0	4
0114 JOLIET PCT 007	7	3	1	7	0	20
0115 JOLIET PCT 008	44	10	0	6	0	34
0116 JOLIET PCT 009	24	15	0	5	0	25
0117 JOLIET PCT 010	48	14	0	9	1	59
0118 JOLIET PCT 011	37	13	0	8	0	37
0119 JOLIET PCT 012	17	9	0	3	0	20
0120 JOLIET PCT 013	6	1	0	0	0	3
0121 JOLIET PCT 014	7	0	0	1	0	2
0122 JOLIET PCT 015	21	7	0	5	2	22
0123 JOLIET PCT 016	15	4	1	4	0	19
0124 JOLIET PCT 017	93	11	0	19	1	62
0125 JOLIET PCT 018	123	20	0	30	1	66
0126 JOLIET PCT 019	60	17	1	11	0	35
0127 JOLIET PCT 020	52	7	1	11	1	48
0128 JOLIET PCT 021	85	22	1	16	0	63
0129 JOLIET PCT 022	64	7	0	8	0	33
0130 JOLIET PCT 023	25	11	0	9	0	29
0131 JOLIET PCT 024	27	5	2	5	0	20
0132 JOLIET PCT 025	62	10	1	15	0	47
0133 JOLIET PCT 026	20	10	0	7	0	31
0134 JOLIET PCT 027	9	3	0	0	0	10
0135 JOLIET PCT 028	2	1	0	0	0	1
0136 JOLIET PCT 029	13	5	0	5	0	23
0137 JOLIET PCT 030	38	17	0	6	0	34
0138 JOLIET PCT 031	40	16	0	15	0	41
0139 JOLIET PCT 032	3	1	0	0	0	7
0140 JOLIET PCT 033	27	12	0	8	2	36
0141 JOLIET PCT 034	19	1	1	7	0	19
0142 JOLIET PCT 035	36	9	1	11	0	25
0143 JOLIET PCT 036	16	1	0	6	0	12
0144 JOLIET PCT 037	37	5	1	6	0	30
0145 LOCKPORT PCT 001	323	14	1	57	2	175
0146 LOCKPORT PCT 002	54	12	0	11	0	48
0147 LOCKPORT PCT 003	52	6	1	15	0	44
0148 LOCKPORT PCT 004	38	12	1	6	0	45
0149 LOCKPORT PCT 005	83	27	1	24	0	68
0150 LOCKPORT PCT 006	35	14	0	3	0	38
0151 LOCKPORT PCT 007	37	11	2	2	0	31
0152 LOCKPORT PCT 008	20	7	1	5	0	23
0153 LOCKPORT PCT 009	215	24	2	32	0	101
0154 LOCKPORT PCT 010	74	13	2	13	1	54
0155 LOCKPORT PCT 011	59	29	0	20	1	43
0156 LOCKPORT PCT 012	85	15	1	17	0	65
0157 LOCKPORT PCT 013	344	24	2	54	0	158
0158 LOCKPORT PCT 014	96	18	0	16	0	64
0159 LOCKPORT PCT 015	45	10	2	3	0	17
0160 LOCKPORT PCT 016	89	20	0	19	1	69
0161 LOCKPORT PCT 017	118	24	0	30	0	85

	VOTES	PERCENT		VOTES	PERCENT
PRESIDENT OF THE UNITED STATES - TOTAL					
Vote for not more than 1					
01 = Mitt Romney	25,990	49.25	04 = Newt Gingrich	4,312	8.17
02 = Ron Paul	4,571	8.66	05 = Charles "Buddy" Roemer	146	.28
03 = Rick Perry	246	.47	06 = Rick Santorum	17,503	33.17

(CONTINUED FROM PREVIOUS PAGE)

	01	02	03	04	05	06
0162 LOCKPORT PCT 018	81	19	0	13	1	70
0163 LOCKPORT PCT 019	114	15	0	10	0	64
0164 LOCKPORT PCT 020	62	20	0	17	1	68
0165 LOCKPORT PCT 021	45	11	1	17	0	48
0166 LOCKPORT PCT 022	69	15	0	9	1	44
0167 LOCKPORT PCT 023	41	15	0	5	0	31
0168 LOCKPORT PCT 024	11	6	0	1	0	6
0169 MANHATTAN PCT 001	124	17	2	21	1	86
0170 MANHATTAN PCT 002	127	18	1	23	0	76
0171 MANHATTAN PCT 003	142	27	3	25	1	122
0172 MANHATTAN PCT 004	93	21	2	18	0	85
0173 MONEE PCT 001	51	13	3	9	1	21
0174 MONEE PCT 002	19	4	0	4	0	14
0175 MONEE PCT 003	74	26	2	8	0	74
0176 MONEE PCT 004	96	16	0	17	0	87
0177 MONEE PCT 005	6	0	0	2	0	2
0178 MONEE PCT 006	1	2	0	1	0	4
0179 MONEE PCT 007	3	3	2	1	0	5
0180 MONEE PCT 008	49	20	1	10	0	70
0181 NEW LENOX PCT 001	60	14	0	12	1	35
0182 NEW LENOX PCT 002	108	22	1	21	4	65
0183 NEW LENOX PCT 003	60	9	0	15	0	63
0184 NEW LENOX PCT 004	93	24	1	21	0	77
0185 NEW LENOX PCT 005	99	22	2	21	1	79
0186 NEW LENOX PCT 006	131	29	1	32	0	66
0187 NEW LENOX PCT 007	171	21	2	25	1	96
0188 NEW LENOX PCT 008	125	25	0	14	2	78
0189 NEW LENOX PCT 009	107	14	1	17	0	83
0190 NEW LENOX PCT 010	165	16	2	29	1	71
0191 NEW LENOX PCT 011	104	23	1	15	4	93
0192 NEW LENOX PCT 012	75	12	1	16	0	81
0193 NEW LENOX PCT 013	90	23	0	14	0	90
0194 NEW LENOX PCT 014	92	28	1	14	0	97
0195 NEW LENOX PCT 015	126	11	0	15	0	86
0196 NEW LENOX PCT 016	112	26	4	31	3	76
0197 NEW LENOX PCT 017	98	26	1	26	1	93
0198 NEW LENOX PCT 018	91	14	1	11	0	68
0199 NEW LENOX PCT 019	97	18	1	16	0	66
0200 NEW LENOX PCT 020	133	12	0	26	1	88
0201 PEOTONE PCT 001	126	22	1	34	0	104
0202 PEOTONE PCT 002	135	32	2	18	0	83
0203 PLAINFIELD PCT 001	71	6	3	17	1	51
0204 PLAINFIELD PCT 002	57	12	0	12	0	49
0205 PLAINFIELD PCT 003	120	22	0	11	0	66
0206 PLAINFIELD PCT 004	23	5	0	6	0	10
0207 PLAINFIELD PCT 005	71	16	1	12	3	42
0208 PLAINFIELD PCT 006	55	15	1	8	0	35
0209 PLAINFIELD PCT 007	27	9	1	6	1	45
0210 PLAINFIELD PCT 008	90	16	1	17	1	66
0211 PLAINFIELD PCT 009	114	12	0	16	0	81
0212 PLAINFIELD PCT 010	98	15	2	23	0	77
0213 PLAINFIELD PCT 011	17	7	0	0	0	9
0214 PLAINFIELD PCT 012	48	10	1	7	0	28
0215 PLAINFIELD PCT 013	95	22	3	23	0	75

	VOTES	PERCENT		VOTES	PERCENT
PRESIDENT OF THE UNITED STATES - TOTAL					
Vote for not more than 1					
01 = Mitt Romney	25,990	49.25	04 = Newt Gingrich	4,312	8.17
02 = Ron Paul	4,571	8.66	05 = Charles "Buddy" Roemer	146	.28
03 = Rick Perry	246	.47	06 = Rick Santorum	17,503	33.17

(CONTINUED FROM PREVIOUS PAGE)	01	02	03	04	05	06
0216 PLAINFIELD PCT 014	86	26	0	12	1	65
0217 PLAINFIELD PCT 015	86	16	1	15	2	64
0218 PLAINFIELD PCT 016	104	15	1	19	0	71
0219 PLAINFIELD PCT 017	64	12	1	7	0	26
0220 PLAINFIELD PCT 018	61	11	2	7	1	24
0221 PLAINFIELD PCT 019	37	9	0	8	0	29
0222 PLAINFIELD PCT 020	67	11	1	16	0	39
0223 PLAINFIELD PCT 021	87	15	1	21	0	67
0224 PLAINFIELD PCT 022	64	12	0	12	0	48
0225 PLAINFIELD PCT 023	46	15	1	16	0	41
0226 PLAINFIELD PCT 024	104	10	3	11	0	68
0227 PLAINFIELD PCT 025	51	7	1	11	0	36
0228 PLAINFIELD PCT 026	31	8	1	2	0	30
0229 PLAINFIELD PCT 027	37	12	2	13	0	37
0230 PLAINFIELD PCT 028	65	17	0	16	0	42
0231 PLAINFIELD PCT 029	66	14	1	14	0	31
0232 PLAINFIELD PCT 030	97	5	0	15	2	45
0233 PLAINFIELD PCT 031	65	19	0	11	0	51
0234 PLAINFIELD PCT 032	35	9	1	6	0	52
0235 PLAINFIELD PCT 033	70	6	1	18	1	42
0236 PLAINFIELD PCT 034	40	12	0	9	0	29
0237 PLAINFIELD PCT 035	42	8	0	7	0	41
0238 PLAINFIELD PCT 036	64	11	0	13	1	49
0239 REED PCT 001	60	17	0	10	0	92
0240 REED PCT 002	91	12	1	15	3	83
0241 REED PCT 003	56	15	2	9	1	86
0242 TROY PCT 001	38	11	0	8	0	38
0243 TROY PCT 002	44	6	1	3	0	35
0244 TROY PCT 003	36	12	0	18	0	42
0245 TROY PCT 004	65	12	0	14	1	53
0246 TROY PCT 005	87	14	1	12	1	45
0247 TROY PCT 006	42	3	0	5	0	46
0248 TROY PCT 007	100	8	1	6	0	47
0249 TROY PCT 008	89	12	2	15	0	57
0250 TROY PCT 009	104	16	1	27	1	70
0251 TROY PCT 010	121	16	4	32	0	83
0252 TROY PCT 011	231	24	1	38	0	85
0253 TROY PCT 012	99	9	0	21	0	71
0254 TROY PCT 013	130	20	0	25	0	93
0255 TROY PCT 014	122	25	0	17	1	61
0256 TROY PCT 015	113	20	4	27	0	83
0257 TROY PCT 016	82	17	0	18	0	63
0258 TROY PCT 017	117	31	1	29	2	89
0259 TROY PCT 018	37	11	0	7	0	46
0260 TROY PCT 019	34	8	1	4	1	23
0261 TROY PCT 020	103	26	0	21	0	83
0262 TROY PCT 021	76	17	1	21	0	60
0263 TROY PCT 022	64	12	1	13	1	60
0264 TROY PCT 023	94	19	1	11	0	83
0265 WASHINGTON PCT 001	96	17	2	24	0	65
0266 WASHINGTON PCT 002	72	14	1	11	2	90
0267 WASHINGTON PCT 003	80	26	0	18	0	86
0268 WESLEY PCT 001	95	15	1	22	1	65
0269 WHEATLAND PCT 001	85	13	0	9	0	76

		VOTES	PERCENT			VOTES	PERCENT
PRESIDENT OF THE UNITED STATES - TOTAL							
Vote for not more than 1							
01 = Mitt Romney		25,990	49.25	04 = Newt Gingrich		4,312	8.17
02 = Ron Paul		4,571	8.66	05 = Charles "Buddy" Roemer		146	.28
03 = Rick Perry		246	.47	06 = Rick Santorum		17,503	33.17

(CONTINUED FROM PREVIOUS PAGE)

	01	02	03	04	05	06
0270 WHEATLAND PCT 002	139	8	1	8	0	60
0271 WHEATLAND PCT 003	150	8	0	14	0	39
0272 WHEATLAND PCT 004	92	9	2	10	0	24
0273 WHEATLAND PCT 005	131	16	0	7	1	60
0274 WHEATLAND PCT 006	157	26	1	26	2	92
0275 WHEATLAND PCT 007	149	18	0	14	1	69
0276 WHEATLAND PCT 008	126	20	1	17	0	80
0277 WHEATLAND PCT 009	169	43	0	20	2	91
0278 WHEATLAND PCT 010	154	15	2	16	0	51
0279 WHEATLAND PCT 011	73	10	0	9	0	30
0280 WHEATLAND PCT 012	104	8	1	12	1	58
0281 WHEATLAND PCT 013	88	16	2	20	0	64
0282 WHEATLAND PCT 014	167	20	1	15	0	55
0283 WHEATLAND PCT 015	94	16	1	13	0	38
0284 WHEATLAND PCT 016	154	18	1	15	1	76
0285 WHEATLAND PCT 017	143	14	0	12	1	42
0286 WHEATLAND PCT 018	162	13	1	14	0	69
0287 WHEATLAND PCT 019	97	8	0	11	0	40
0288 WHEATLAND PCT 020	152	19	0	7	0	32
0289 WHEATLAND PCT 021	106	5	0	16	1	44
0290 WHEATLAND PCT 022	53	10	1	5	1	37
0291 WHEATLAND PCT 023	78	12	1	15	0	39
0292 WHEATLAND PCT 024	120	16	0	15	1	47
0293 WHEATLAND PCT 025	113	15	0	20	1	67
0294 WHEATLAND PCT 026	194	23	0	21	2	80
0295 WHEATLAND PCT 027	49	5	0	11	0	23
0296 WHEATLAND PCT 028	113	15	1	12	0	62
0297 WHEATLAND PCT 029	123	26	2	22	3	66
0298 WHEATLAND PCT 030	103	21	2	11	1	75
0299 WILL PCT 001	104	21	0	15	0	86
0300 WILMINGTON PCT 001	52	19	3	15	0	52
0301 WILMINGTON PCT 002	68	20	4	18	1	67
0302 WILMINGTON PCT 003	86	19	0	17	2	61
0303 WILTON PCT 001	58	20	0	16	0	48

PRESIDENT OF THE UNITED STATES
 1ST CONGRESSIONAL DISTRICT

VOTES PERCENT

VOTES PERCENT

Vote for not more than 1

01 = Mitt Romney

02 = Ron Paul

03 = Rick Perry

5,377 49.57

887 8.18

41 .38

04 = Newt Gingrich

05 = Charles "Buddy" Roemer

06 = Rick Santorum

792 7.30

26 .24

3,724 34.33

 01 02 03 04 05 06

0057 FRANKFORT PCT 001	132	17	0	24	0	71
0058 FRANKFORT PCT 002	134	16	1	19	1	79
0059 FRANKFORT PCT 003	103	11	1	10	1	84
0060 FRANKFORT PCT 004	96	20	0	8	0	70
0061 FRANKFORT PCT 005	107	29	1	16	0	80
0062 FRANKFORT PCT 006	119	25	4	18	0	81
0063 FRANKFORT PCT 007	109	19	1	11	2	80
0064 FRANKFORT PCT 008	59	13	1	13	0	60
0065 FRANKFORT PCT 009	97	19	0	14	3	67
0066 FRANKFORT PCT 010	122	16	2	13	1	37
0067 FRANKFORT PCT 011	89	14	0	25	0	68
0068 FRANKFORT PCT 012	102	18	0	16	0	82
0069 FRANKFORT PCT 013	103	15	0	9	1	62
0070 FRANKFORT PCT 014	74	11	0	10	0	63
0071 FRANKFORT PCT 015	63	17	1	20	0	59
0072 FRANKFORT PCT 016	115	11	0	11	0	59
0073 FRANKFORT PCT 017	184	18	2	35	1	110
0074 FRANKFORT PCT 018	172	29	0	17	0	84
0075 FRANKFORT PCT 019	63	24	1	8	0	57
0076 FRANKFORT PCT 020	74	21	1	16	0	71
0077 FRANKFORT PCT 021	111	23	0	16	1	100
0078 FRANKFORT PCT 022	137	13	1	13	1	75
0079 FRANKFORT PCT 023	165	19	0	14	0	64
0080 FRANKFORT PCT 024	84	18	0	11	0	65
0081 FRANKFORT PCT 025	149	18	1	21	2	94
0082 FRANKFORT PCT 026	204	21	1	16	0	90
0083 FRANKFORT PCT 027	106	15	1	14	0	57
0084 FRANKFORT PCT 028	140	25	1	11	1	98
0085 FRANKFORT PCT 029	173	13	1	19	0	80
0086 GREEN GARDEN PCT 001	119	22	2	26	0	99
0087 GREEN GARDEN PCT 002	98	20	0	10	0	92
0106 JACKSON PCT 001	68	14	0	13	1	62
0107 JACKSON PCT 002	83	18	2	20	1	91
0169 MANHATTAN PCT 001	124	17	2	21	1	86
0170 MANHATTAN PCT 002	127	18	1	23	0	76
0171 MANHATTAN PCT 003	142	27	3	25	1	122
0172 MANHATTAN PCT 004	93	21	2	18	0	85
0182 NEW LENOX PCT 002	39	12	0	11	2	21
0187 NEW LENOX PCT 007	171	21	2	25	1	96
0188 NEW LENOX PCT 008	125	25	0	14	2	78
0192 NEW LENOX PCT 012	75	12	1	16	0	81
0193 NEW LENOX PCT 013	90	23	0	14	0	90
0194 NEW LENOX PCT 014	92	28	1	14	0	97
0195 NEW LENOX PCT 015	126	11	0	15	0	86
0197 NEW LENOX PCT 017	98	26	1	26	1	93
0198 NEW LENOX PCT 018	91	14	1	11	0	68
0199 NEW LENOX PCT 019	97	18	1	16	0	66
0200 NEW LENOX PCT 020	133	12	0	26	1	88

PRESIDENT OF THE UNITED STATES
 2ND CONGRESSIONAL DISTRICT

Vote for not more than 1

- 01 = Mitt Romney
- 02 = Ron Paul
- 03 = Rick Perry

VOTES PERCENT

VOTES PERCENT

- 1,808 44.40 04 = Newt Gingrich
- 356 8.74 05 = Charles "Buddy" Roemer
- 19 .47 06 = Rick Santorum

- 331 8.13
- 11 .27
- 1,547 37.99

 01 02 03 04 05 06

0006 CRETE PCT 001	34	7	0	19	0	31
0007 CRETE PCT 002	43	8	0	8	0	32
0008 CRETE PCT 003	48	9	0	7	1	37
0009 CRETE PCT 004	91	3	0	14	3	61
0010 CRETE PCT 005	40	7	0	8	0	34
0011 CRETE PCT 006	98	14	2	14	1	90
0012 CRETE PCT 007	63	8	0	12	0	44
0013 CRETE PCT 008	85	16	1	7	1	65
0014 CRETE PCT 009	70	9	1	11	0	76
0015 CRETE PCT 010	67	7	1	10	0	52
0016 CRETE PCT 011	108	13	0	14	2	104
0017 CRETE PCT 012	91	19	0	19	0	82
0173 MONEE PCT 001	51	13	3	9	1	21
0174 MONEE PCT 002	19	4	0	4	0	14
0175 MONEE PCT 003	74	26	2	8	0	74
0176 MONEE PCT 004	96	16	0	17	0	87
0177 MONEE PCT 005	6	0	0	2	0	2
0178 MONEE PCT 006	1	2	0	1	0	4
0179 MONEE PCT 007	3	3	2	1	0	5
0180 MONEE PCT 008	49	20	1	10	0	70
0201 PEOTONE PCT 001	126	22	1	34	0	104
0202 PEOTONE PCT 002	135	32	2	18	0	83
0265 WASHINGTON PCT 001	96	17	2	24	0	65
0266 WASHINGTON PCT 002	72	14	1	11	2	90
0267 WASHINGTON PCT 003	80	26	0	18	0	86
0299 WILL PCT 001	104	21	0	15	0	86
0303 WILTON PCT 001	58	20	0	16	0	48

PRESIDENT OF THE UNITED STATES
 3RD CONGRESSIONAL DISTRICT

Vote for not more than 1

- 01 = Mitt Romney
- 02 = Ron Paul
- 03 = Rick Perry

VOTES PERCENT

VOTES PERCENT

4,030 48.74 04 = Newt Gingrich
 806 9.75 05 = Charles "Buddy" Roemer
 43 .52 06 = Rick Santorum

716 8.66
 19 .23
 2,655 32.11

 01 02 03 04 05 06

0050 DU PAGE PCT 032	34	6	2	10	0	16
0051 DU PAGE PCT 033	20	2	1	5	0	12
0053 DU PAGE PCT 035	15	6	0	2	0	4
0054 DU PAGE PCT 036	75	18	0	9	1	63
0055 DU PAGE PCT 037	55	12	3	13	0	56
0088 HOMER PCT 001	87	26	0	17	0	66
0089 HOMER PCT 002	178	32	1	34	1	102
0090 HOMER PCT 003	136	32	1	28	0	86
0091 HOMER PCT 004	218	31	4	39	0	112
0092 HOMER PCT 005	142	27	3	18	1	98
0093 HOMER PCT 006	163	21	0	29	0	73
0094 HOMER PCT 007	137	27	3	13	2	80
0095 HOMER PCT 008	150	20	3	19	1	88
0096 HOMER PCT 009	126	17	2	19	1	70
0097 HOMER PCT 010	119	24	1	23	2	89
0098 HOMER PCT 011	157	24	2	18	1	81
0099 HOMER PCT 012	189	32	0	26	0	115
0100 HOMER PCT 013	89	21	1	14	0	70
0101 HOMER PCT 014	163	36	0	32	1	104
0102 HOMER PCT 015	150	27	2	23	0	94
0103 HOMER PCT 016	129	18	1	33	2	59
0104 HOMER PCT 017	220	36	3	30	1	125
0105 HOMER PCT 018	98	29	0	19	0	54
0108 JOLIET PCT 001	31	10	1	7	0	45
0109 JOLIET PCT 002	56	14	0	14	0	47
0110 JOLIET PCT 003	35	9	0	9	0	45
0146 LOCKPORT PCT 002	54	12	0	11	0	48
0147 LOCKPORT PCT 003	52	6	1	15	0	44
0148 LOCKPORT PCT 004	38	12	1	6	0	45
0149 LOCKPORT PCT 005	83	27	1	24	0	68
0154 LOCKPORT PCT 010	74	13	2	13	1	54
0155 LOCKPORT PCT 011	59	29	0	20	1	43
0156 LOCKPORT PCT 012	85	15	1	17	0	65
0159 LOCKPORT PCT 015	45	10	2	3	0	17
0160 LOCKPORT PCT 016	89	20	0	19	1	69
0161 LOCKPORT PCT 017	118	24	0	30	0	85
0162 LOCKPORT PCT 018	81	19	0	13	1	70
0163 LOCKPORT PCT 019	114	15	0	10	0	64
0164 LOCKPORT PCT 020	0	0	0	0	0	0
0165 LOCKPORT PCT 021	45	11	1	17	0	48
0166 LOCKPORT PCT 022	69	15	0	9	1	44
0167 LOCKPORT PCT 023	41	15	0	5	0	31
0168 LOCKPORT PCT 024	11	6	0	1	0	6

PRESIDENT OF THE UNITED STATES
 11TH CONGRESSIONAL DISTRICT

VOTES PERCENT

VOTES PERCENT

Vote for not more than 1

- 01 = Mitt Romney
- 02 = Ron Paul
- 03 = Rick Perry

9,313 48.83
 1,658 8.69
 105 .55

- 04 = Newt Gingrich
- 05 = Charles "Buddy" Roemer
- 06 = Rick Santorum

1,659 8.70
 57 .30
 6,282 32.93

	01	02	03	04	05	06
0019 DU PAGE PCT 001	143	17	2	14	1	51
0020 DU PAGE PCT 002	157	13	0	23	2	65
0021 DU PAGE PCT 003	173	15	0	17	2	67
0022 DU PAGE PCT 004	83	12	1	12	0	57
0023 DU PAGE PCT 005	88	9	2	9	0	50
0024 DU PAGE PCT 006	80	20	0	15	0	59
0025 DU PAGE PCT 007	181	17	0	20	0	47
0026 DU PAGE PCT 008	33	8	0	7	0	36
0027 DU PAGE PCT 009	50	9	0	8	0	37
0028 DU PAGE PCT 010	41	12	1	9	1	42
0029 DU PAGE PCT 011	51	8	0	9	2	51
0030 DU PAGE PCT 012	58	9	0	12	1	65
0031 DU PAGE PCT 013	44	10	0	5	1	30
0032 DU PAGE PCT 014	77	20	2	2	0	44
0033 DU PAGE PCT 015	56	14	0	7	2	43
0034 DU PAGE PCT 016	72	19	0	7	0	50
0035 DU PAGE PCT 017	60	12	2	12	0	31
0036 DU PAGE PCT 018	58	7	2	6	0	61
0037 DU PAGE PCT 019	49	14	1	5	0	50
0038 DU PAGE PCT 020	36	10	1	9	0	25
0039 DU PAGE PCT 021	55	23	0	13	0	34
0040 DU PAGE PCT 022	59	21	2	8	0	61
0041 DU PAGE PCT 023	39	6	1	9	1	20
0042 DU PAGE PCT 024	55	15	1	8	0	35
0043 DU PAGE PCT 025	49	15	0	12	0	52
0044 DU PAGE PCT 026	42	10	3	9	0	47
0045 DU PAGE PCT 027	36	14	1	4	0	23
0046 DU PAGE PCT 028	35	7	0	13	1	31
0047 DU PAGE PCT 029	56	8	0	4	0	26
0048 DU PAGE PCT 030	18	6	0	9	1	30
0049 DU PAGE PCT 031	67	6	0	11	0	49
0050 DU PAGE PCT 032	37	7	1	7	0	33
0051 DU PAGE PCT 033	42	9	2	18	0	35
0052 DU PAGE PCT 034	195	10	1	17	0	65
0054 DU PAGE PCT 036	0	0	0	0	0	0
0106 JACKSON PCT 001	19	13	0	2	0	23
0108 JOLIET PCT 001	0	1	0	0	0	1
0109 JOLIET PCT 002	1	0	0	0	0	0
0111 JOLIET PCT 004	39	11	0	14	0	49
0112 JOLIET PCT 005	4	3	0	1	0	7
0113 JOLIET PCT 006	1	2	0	0	0	4
0114 JOLIET PCT 007	7	3	1	7	0	20
0115 JOLIET PCT 008	44	10	0	6	0	34
0116 JOLIET PCT 009	24	15	0	5	0	25
0117 JOLIET PCT 010	48	14	0	9	1	59
0118 JOLIET PCT 011	37	13	0	8	0	37
0119 JOLIET PCT 012	17	9	0	3	0	20
0120 JOLIET PCT 013	6	1	0	0	0	3
0121 JOLIET PCT 014	7	0	0	1	0	2
0122 JOLIET PCT 015	21	7	0	5	2	22
0123 JOLIET PCT 016	15	4	1	4	0	19
0124 JOLIET PCT 017	93	11	0	19	1	62
0125 JOLIET PCT 018	123	20	0	30	1	66

		VOTES	PERCENT			VOTES	PERCENT
PRESIDENT OF THE UNITED STATES							
11TH CONGRESSIONAL DISTRICT							
Vote for not more than 1							
01 = Mitt Romney		9,313	48.83	04 = Newt Gingrich		1,659	8.70
02 = Ron Paul		1,658	8.69	05 = Charles "Buddy" Roemer		57	.30
03 = Rick Perry		105	.55	06 = Rick Santorum		6,282	32.93

(CONTINUED FROM PREVIOUS PAGE)

	01	02	03	04	05	06
0126 JOLIET PCT 019	60	17	1	11	0	35
0127 JOLIET PCT 020	52	7	1	11	1	48
0128 JOLIET PCT 021	85	22	1	16	0	63
0129 JOLIET PCT 022	64	7	0	8	0	33
0130 JOLIET PCT 023	25	11	0	9	0	29
0131 JOLIET PCT 024	27	5	2	5	0	20
0132 JOLIET PCT 025	62	10	1	15	0	47
0133 JOLIET PCT 026	20	10	0	7	0	31
0134 JOLIET PCT 027	9	3	0	0	0	10
0135 JOLIET PCT 028	2	1	0	0	0	1
0136 JOLIET PCT 029	13	5	0	5	0	23
0137 JOLIET PCT 030	38	17	0	6	0	34
0138 JOLIET PCT 031	40	16	0	15	0	41
0139 JOLIET PCT 032	3	1	0	0	0	7
0140 JOLIET PCT 033	27	12	0	8	2	36
0141 JOLIET PCT 034	19	1	1	7	0	19
0142 JOLIET PCT 035	36	9	1	11	0	25
0143 JOLIET PCT 036	16	1	0	6	0	12
0144 JOLIET PCT 037	37	5	1	6	0	30
0145 LOCKPORT PCT 001	323	14	1	57	2	175
0150 LOCKPORT PCT 006	35	14	0	3	0	38
0151 LOCKPORT PCT 007	37	11	2	2	0	31
0152 LOCKPORT PCT 008	20	7	1	5	0	23
0153 LOCKPORT PCT 009	215	24	2	32	0	101
0157 LOCKPORT PCT 013	344	24	2	54	0	158
0158 LOCKPORT PCT 014	96	18	0	16	0	64
0164 LOCKPORT PCT 020	62	20	0	17	1	68
0181 NEW LENOX PCT 001	60	14	0	12	1	35
0182 NEW LENOX PCT 002	69	10	1	10	2	44
0183 NEW LENOX PCT 003	60	9	0	15	0	63
0184 NEW LENOX PCT 004	93	24	1	21	0	77
0185 NEW LENOX PCT 005	99	22	2	21	1	79
0186 NEW LENOX PCT 006	131	29	1	32	0	66
0189 NEW LENOX PCT 009	107	14	1	17	0	83
0190 NEW LENOX PCT 010	165	16	2	29	1	71
0191 NEW LENOX PCT 011	104	23	1	15	4	93
0196 NEW LENOX PCT 016	112	26	4	31	3	76
0198 NEW LENOX PCT 018	0	0	0	0	0	0
0206 PLAINFIELD PCT 004	23	5	0	6	0	10
0207 PLAINFIELD PCT 005	71	16	1	12	3	42
0208 PLAINFIELD PCT 006	55	15	1	8	0	35
0209 PLAINFIELD PCT 007	27	9	1	6	1	45
0212 PLAINFIELD PCT 010	48	5	2	15	0	36
0213 PLAINFIELD PCT 011	17	7	0	0	0	9
0214 PLAINFIELD PCT 012	48	10	1	7	0	28
0215 PLAINFIELD PCT 013	90	19	3	21	0	71
0216 PLAINFIELD PCT 014	86	26	0	12	1	65
0217 PLAINFIELD PCT 015	86	16	1	15	2	64
0218 PLAINFIELD PCT 016	104	15	1	19	0	71
0219 PLAINFIELD PCT 017	64	12	1	7	0	26
0220 PLAINFIELD PCT 018	61	11	2	7	1	24
0221 PLAINFIELD PCT 019	37	9	0	8	0	29
0222 PLAINFIELD PCT 020	67	11	1	16	0	39

PRESIDENT OF THE UNITED STATES
 11TH CONGRESSIONAL DISTRICT

Vote for not more than 1

	VOTES	PERCENT		VOTES	PERCENT
01 = Mitt Romney	9,313	48.83	04 = Newt Gingrich	1,659	8.70
02 = Ron Paul	1,658	8.69	05 = Charles "Buddy" Roemer	57	.30
03 = Rick Perry	105	.55	06 = Rick Santorum	6,282	32.93

(CONTINUED FROM PREVIOUS PAGE)

	01	02	03	04	05	06
0223 PLAINFIELD PCT 021	87	15	1	21	0	67
0224 PLAINFIELD PCT 022	64	12	0	12	0	48
0225 PLAINFIELD PCT 023	46	15	1	16	0	41
0226 PLAINFIELD PCT 024	104	10	3	11	0	68
0227 PLAINFIELD PCT 025	51	7	1	11	0	36
0228 PLAINFIELD PCT 026	31	8	1	2	0	30
0229 PLAINFIELD PCT 027	37	12	2	13	0	37
0230 PLAINFIELD PCT 028	65	17	0	16	0	42
0231 PLAINFIELD PCT 029	66	14	1	14	0	31
0232 PLAINFIELD PCT 030	97	5	0	15	2	45
0233 PLAINFIELD PCT 031	65	19	0	11	0	51
0234 PLAINFIELD PCT 032	35	9	1	6	0	52
0235 PLAINFIELD PCT 033	70	6	1	18	1	42
0236 PLAINFIELD PCT 034	40	12	0	9	0	29
0237 PLAINFIELD PCT 035	42	8	0	7	0	41
0238 PLAINFIELD PCT 036	64	11	0	13	1	49
0242 TROY PCT 001	38	11	0	8	0	38
0243 TROY PCT 002	44	6	1	3	0	35
0244 TROY PCT 003	36	12	0	18	0	42
0245 TROY PCT 004	65	12	0	14	1	53
0246 TROY PCT 005	87	14	1	12	1	45
0247 TROY PCT 006	42	3	0	5	0	46
0248 TROY PCT 007	100	8	1	6	0	47
0249 TROY PCT 008	89	12	2	15	0	57
0250 TROY PCT 009	104	16	1	27	1	70
0251 TROY PCT 010	121	16	4	32	0	83
0252 TROY PCT 011	231	24	1	38	0	85
0253 TROY PCT 012	99	9	0	21	0	71
0254 TROY PCT 013	1	0	0	0	0	0
0255 TROY PCT 014	8	3	0	0	0	12
0256 TROY PCT 015	86	10	4	19	0	48
0257 TROY PCT 016	82	17	0	18	0	63
0258 TROY PCT 017	20	9	0	8	1	16
0259 TROY PCT 018	37	11	0	7	0	46
0260 TROY PCT 019	34	8	1	4	1	23
0264 TROY PCT 023	94	19	1	11	0	83
0272 WHEATLAND PCT 004	92	9	2	10	0	24
0273 WHEATLAND PCT 005	131	16	0	7	1	60
0287 WHEATLAND PCT 019	97	8	0	11	0	40
0290 WHEATLAND PCT 022	53	10	1	5	1	37
0294 WHEATLAND PCT 026	2	0	0	0	0	1
0295 WHEATLAND PCT 027	24	1	0	7	0	10

PRESIDENT OF THE UNITED STATES
 14TH CONGRESSIONAL DISTRICT

VOTES PERCENT

VOTES PERCENT

Vote for not more than 1

01 = Mitt Romney	4,356	54.82	04 = Newt Gingrich	586	7.37
02 = Ron Paul	632	7.95	05 = Charles "Buddy" Roemer	22	.28
03 = Rick Perry	25	.31	06 = Rick Santorum	2,325	29.26

 01 02 03 04 05 06

0203 PLAINFIELD PCT 001	71	6	3	17	1	51
0204 PLAINFIELD PCT 002	57	12	0	12	0	49
0205 PLAINFIELD PCT 003	120	22	0	11	0	66
0210 PLAINFIELD PCT 008	90	16	1	17	1	66
0211 PLAINFIELD PCT 009	114	12	0	16	0	81
0212 PLAINFIELD PCT 010	50	10	0	8	0	41
0215 PLAINFIELD PCT 013	5	3	0	2	0	4
0254 TROY PCT 013	129	20	0	25	0	93
0255 TROY PCT 014	114	22	0	17	1	49
0256 TROY PCT 015	27	10	0	8	0	35
0258 TROY PCT 017	97	22	1	21	1	73
0261 TROY PCT 020	103	26	0	21	0	83
0262 TROY PCT 021	76	17	1	21	0	60
0263 TROY PCT 022	64	12	1	13	1	60
0269 WHEATLAND PCT 001	85	13	0	9	0	76
0270 WHEATLAND PCT 002	139	8	1	8	0	60
0271 WHEATLAND PCT 003	150	8	0	14	0	39
0274 WHEATLAND PCT 006	157	26	1	26	2	92
0275 WHEATLAND PCT 007	149	18	0	14	1	69
0276 WHEATLAND PCT 008	126	20	1	17	0	80
0277 WHEATLAND PCT 009	169	43	0	20	2	91
0278 WHEATLAND PCT 010	154	15	2	16	0	51
0279 WHEATLAND PCT 011	73	10	0	9	0	30
0280 WHEATLAND PCT 012	104	8	1	12	1	58
0281 WHEATLAND PCT 013	88	16	2	20	0	64
0282 WHEATLAND PCT 014	167	20	1	15	0	55
0283 WHEATLAND PCT 015	94	16	1	13	0	38
0284 WHEATLAND PCT 016	154	18	1	15	1	76
0285 WHEATLAND PCT 017	143	14	0	12	1	42
0286 WHEATLAND PCT 018	162	13	1	14	0	69
0288 WHEATLAND PCT 020	152	19	0	7	0	32
0289 WHEATLAND PCT 021	106	5	0	16	1	44
0290 WHEATLAND PCT 022	0	0	0	0	0	0
0291 WHEATLAND PCT 023	78	12	1	15	0	39
0292 WHEATLAND PCT 024	120	16	0	15	1	47
0293 WHEATLAND PCT 025	113	15	0	20	1	67
0294 WHEATLAND PCT 026	192	23	0	21	2	79
0295 WHEATLAND PCT 027	25	4	0	4	0	13
0296 WHEATLAND PCT 028	113	15	1	12	0	62
0297 WHEATLAND PCT 029	123	26	2	22	3	66
0298 WHEATLAND PCT 030	103	21	2	11	1	75

**For City of Aurora details
 refer to that section of this book.**

PRESIDENT OF THE UNITED STATES
 16TH CONGRESSIONAL DISTRICT

VOTES PERCENT

VOTES PERCENT

Vote for not more than 1

01 = Mitt Romney	1,106	43.20	04 = Newt Gingrich	228	8.91
02 = Ron Paul	232	9.06	05 = Charles "Buddy" Roemer	11	.43
03 = Rick Perry	13	.51	06 = Rick Santorum	970	37.89

 01 02 03 04 05 06

0001 CHANNAHON PCT 001	92	20	0	18	0	81
0002 CHANNAHON PCT 002	134	25	1	20	1	90
0003 CHANNAHON PCT 003	111	24	1	36	0	73
0004 CHANNAHON PCT 004	84	18	0	22	0	63
0005 CHANNAHON PCT 005	69	13	0	12	0	64
0018 CUSTER PCT 001	75	9	0	12	2	69
0056 FLORENCE PCT 001	33	6	0	2	0	24
0239 REED PCT 001	60	17	0	10	0	92
0240 REED PCT 002	91	12	1	15	3	83
0241 REED PCT 003	56	15	2	9	1	86
0268 WESLEY PCT 001	95	15	1	22	1	65
0300 WILMINGTON PCT 001	52	19	3	15	0	52
0301 WILMINGTON PCT 002	68	20	4	18	1	67
0302 WILMINGTON PCT 003	86	19	0	17	2	61



Nancy Schultz Voots

W I L L C O U N T Y C L E R K



Republican Party

CONGRESSIONAL SUMMARY

(1st, 2nd, 3rd, 11th, 14th & 16th DISTRICTS)

**DELEGATES &
ALTERNATE DELEGATES**

	VOTES	PERCENT		VOTES	PERCENT
REPRESENTATIVE IN CONGRESS 1ST CONGRESSIONAL DISTRICT					
Vote for not more than 1					
01 = Frederick Collins	2,039	21.83			
02 = Donald E. Peloquin	6,643	71.12	03 = Jimmy Lee Tillman, II	659	7.05

	01	02	03
0057 FRANKFORT PCT 001	45	161	15
0058 FRANKFORT PCT 002	44	140	20
0059 FRANKFORT PCT 003	32	147	8
0060 FRANKFORT PCT 004	31	129	8
0061 FRANKFORT PCT 005	49	146	15
0062 FRANKFORT PCT 006	43	148	18
0063 FRANKFORT PCT 007	45	140	12
0064 FRANKFORT PCT 008	29	81	13
0065 FRANKFORT PCT 009	33	119	14
0066 FRANKFORT PCT 010	46	122	9
0067 FRANKFORT PCT 011	32	126	17
0068 FRANKFORT PCT 012	33	151	13
0069 FRANKFORT PCT 013	31	127	12
0070 FRANKFORT PCT 014	32	93	8
0071 FRANKFORT PCT 015	31	105	9
0072 FRANKFORT PCT 016	39	121	11
0073 FRANKFORT PCT 017	51	238	13
0074 FRANKFORT PCT 018	48	196	6
0075 FRANKFORT PCT 019	27	100	8
0076 FRANKFORT PCT 020	41	118	11
0077 FRANKFORT PCT 021	49	161	15
0078 FRANKFORT PCT 022	35	160	11
0079 FRANKFORT PCT 023	34	181	15
0080 FRANKFORT PCT 024	40	106	9
0081 FRANKFORT PCT 025	54	178	12
0082 FRANKFORT PCT 026	49	226	12
0083 FRANKFORT PCT 027	35	125	11
0084 FRANKFORT PCT 028	46	173	22
0085 FRANKFORT PCT 029	39	191	9
0086 GREEN GARDEN PCT 001	50	155	24
0087 GREEN GARDEN PCT 002	54	123	11
0106 JACKSON PCT 001	40	72	12
0107 JACKSON PCT 002	54	108	25
0169 MANHATTAN PCT 001	53	120	32
0170 MANHATTAN PCT 002	54	130	12
0171 MANHATTAN PCT 003	60	185	29
0172 MANHATTAN PCT 004	51	97	15
0182 NEW LENOX PCT 002	26	43	3
0187 NEW LENOX PCT 007	67	195	20
0188 NEW LENOX PCT 008	47	155	16
0192 NEW LENOX PCT 012	38	99	14
0193 NEW LENOX PCT 013	55	120	14
0194 NEW LENOX PCT 014	42	152	12
0195 NEW LENOX PCT 015	46	151	8
0197 NEW LENOX PCT 017	41	147	16
0198 NEW LENOX PCT 018	36	102	15
0199 NEW LENOX PCT 019	41	116	12
0200 NEW LENOX PCT 020	41	164	13

Total Republican Ballots Cast for
 1st Congressional District
 10,956

	VOTES	PERCENT
REPRESENTATIVE IN CONGRESS 2ND CONGRESSIONAL DISTRICT		
Vote for not more than 1		
01 = James H. Taylor, Sr.	1,229	35.53
02 = Brian Woodworth	2,230	64.47

	01	02
0006 CRETE PCT 001	28	53
0007 CRETE PCT 002	32	50
0008 CRETE PCT 003	41	53
0009 CRETE PCT 004	48	98
0010 CRETE PCT 005	28	52
0011 CRETE PCT 006	52	137
0012 CRETE PCT 007	31	78
0013 CRETE PCT 008	52	93
0014 CRETE PCT 009	46	94
0015 CRETE PCT 010	50	74
0016 CRETE PCT 011	62	131
0017 CRETE PCT 012	61	121
0173 MONEE PCT 001	32	58
0174 MONEE PCT 002	14	22
0175 MONEE PCT 003	49	102
0176 MONEE PCT 004	76	112
0177 MONEE PCT 005	6	1
0178 MONEE PCT 006	4	3
0179 MONEE PCT 007	6	5
0180 MONEE PCT 008	35	92
0201 PEOTONE PCT 001	88	155
0202 PEOTONE PCT 002	86	144
0265 WASHINGTON PCT 001	72	103
0266 WASHINGTON PCT 002	54	103
0267 WASHINGTON PCT 003	58	119
0299 WILL PCT 001	71	115
0303 WILTON PCT 001	47	62

Total Republican Ballots Cast for
 2nd Congressional District
 4,111

	VOTES	PERCENT		VOTES	PERCENT
REPRESENTATIVE IN CONGRESS 3RD CONGRESSIONAL DISTRICT					
Vote for not more than 1					
01 = Arthur J. Jones	782	11.01			
02 = Richard L. Grabowski	4,130	58.14	03 = Jim Falvey	2,192	30.86

	01	02	03
0050 DU PAGE PCT 032	14	35	15
0051 DU PAGE PCT 033	2	20	13
0053 DU PAGE PCT 035	5	15	4
0054 DU PAGE PCT 036	26	95	25
0055 DU PAGE PCT 037	22	74	30
0088 HOMER PCT 001	20	99	54
0089 HOMER PCT 002	33	142	132
0090 HOMER PCT 003	19	142	75
0091 HOMER PCT 004	16	155	179
0092 HOMER PCT 005	18	145	87
0093 HOMER PCT 006	17	160	80
0094 HOMER PCT 007	23	128	75
0095 HOMER PCT 008	24	126	90
0096 HOMER PCT 009	12	125	64
0097 HOMER PCT 010	13	119	82
0098 HOMER PCT 011	23	129	90
0099 HOMER PCT 012	24	182	101
0100 HOMER PCT 013	25	98	39
0101 HOMER PCT 014	21	138	116
0102 HOMER PCT 015	27	202	39
0103 HOMER PCT 016	21	124	61
0104 HOMER PCT 017	33	207	109
0105 HOMER PCT 018	24	108	41
0108 JOLIET PCT 001	14	46	24
0109 JOLIET PCT 002	14	72	27
0110 JOLIET PCT 003	15	53	22
0146 LOCKPORT PCT 002	17	64	30
0147 LOCKPORT PCT 003	17	62	29
0148 LOCKPORT PCT 004	13	47	27
0149 LOCKPORT PCT 005	14	127	35
0154 LOCKPORT PCT 010	17	79	37
0155 LOCKPORT PCT 011	22	62	36
0156 LOCKPORT PCT 012	11	93	48
0159 LOCKPORT PCT 015	16	39	15
0160 LOCKPORT PCT 016	37	88	46
0161 LOCKPORT PCT 017	27	111	61
0162 LOCKPORT PCT 018	24	110	29
0163 LOCKPORT PCT 019	20	107	52
0164 LOCKPORT PCT 020	0	0	0
0165 LOCKPORT PCT 021	9	72	28
0166 LOCKPORT PCT 022	22	69	21
0167 LOCKPORT PCT 023	7	49	19
0168 LOCKPORT PCT 024	4	12	5

Total Republican Ballots Cast for
 3rd Congressional District
 8,372

	VOTES	PERCENT		VOTES	PERCENT
REPRESENTATIVE IN CONGRESS 11TH CONGRESSIONAL DISTRICT					
Vote for not more than 1					
01 = Judy Biggert	12,226	98.77			
02 = Candidate Removed	0		03 = WRITE-IN	152	1.23

	01	02	03
0019 DU PAGE PCT 001	185	0	5
0020 DU PAGE PCT 002	216	0	5
0021 DU PAGE PCT 003	189	0	2
0022 DU PAGE PCT 004	121	0	2
0023 DU PAGE PCT 005	108	0	0
0024 DU PAGE PCT 006	133	0	0
0025 DU PAGE PCT 007	195	0	0
0026 DU PAGE PCT 008	53	0	1
0027 DU PAGE PCT 009	74	0	0
0028 DU PAGE PCT 010	74	0	5
0029 DU PAGE PCT 011	74	0	0
0030 DU PAGE PCT 012	89	0	2
0031 DU PAGE PCT 013	71	0	2
0032 DU PAGE PCT 014	108	0	0
0033 DU PAGE PCT 015	83	0	0
0034 DU PAGE PCT 016	106	0	1
0035 DU PAGE PCT 017	76	0	0
0036 DU PAGE PCT 018	84	0	0
0037 DU PAGE PCT 019	76	0	0
0038 DU PAGE PCT 020	59	0	0
0039 DU PAGE PCT 021	81	0	0
0040 DU PAGE PCT 022	90	0	2
0041 DU PAGE PCT 023	52	0	1
0042 DU PAGE PCT 024	68	0	0
0043 DU PAGE PCT 025	98	0	3
0044 DU PAGE PCT 026	86	0	2
0045 DU PAGE PCT 027	65	0	1
0046 DU PAGE PCT 028	67	0	0
0047 DU PAGE PCT 029	72	0	0
0048 DU PAGE PCT 030	42	0	1
0049 DU PAGE PCT 031	99	0	0
0050 DU PAGE PCT 032	64	0	1
0051 DU PAGE PCT 033	76	0	0
0052 DU PAGE PCT 034	214	0	1
0054 DU PAGE PCT 036	0	0	0
0106 JACKSON PCT 001	21	0	1
0108 JOLIET PCT 001	2	0	0
0109 JOLIET PCT 002	1	0	0
0111 JOLIET PCT 004	51	0	0
0112 JOLIET PCT 005	8	0	0
0113 JOLIET PCT 006	4	0	0
0114 JOLIET PCT 007	17	0	0
0115 JOLIET PCT 008	55	0	0
0116 JOLIET PCT 009	31	0	0
0117 JOLIET PCT 010	74	0	0
0118 JOLIET PCT 011	43	0	2
0119 JOLIET PCT 012	33	0	0
0120 JOLIET PCT 013	3	0	0
0121 JOLIET PCT 014	6	0	0
0122 JOLIET PCT 015	27	0	1
0123 JOLIET PCT 016	24	0	0
0124 JOLIET PCT 017	111	0	0
0125 JOLIET PCT 018	124	0	4
0126 JOLIET PCT 019	64	0	1
0127 JOLIET PCT 020	71	0	1

Total Republican Ballots Cast for
 11th Congressional District
 19,236

	VOTES	PERCENT		VOTES	PERCENT
REPRESENTATIVE IN CONGRESS 11TH CONGRESSIONAL DISTRICT					
Vote for not more than 1					
01 = Judy Biggert	12,226	98.77			
02 = Candidate Removed	0		03 = WRITE-IN	152	1.23

(CONTINUED FROM PREVIOUS PAGE)	01	02	03
0128 JOLIET PCT 021	119	0	2
0129 JOLIET PCT 022	66	0	2
0130 JOLIET PCT 023	34	0	4
0131 JOLIET PCT 024	29	0	1
0132 JOLIET PCT 025	75	0	0
0133 JOLIET PCT 026	30	0	3
0134 JOLIET PCT 027	9	0	0
0135 JOLIET PCT 028	2	0	0
0136 JOLIET PCT 029	31	0	0
0137 JOLIET PCT 030	52	0	1
0138 JOLIET PCT 031	60	0	3
0139 JOLIET PCT 032	5	0	0
0140 JOLIET PCT 033	44	0	0
0141 JOLIET PCT 034	24	0	0
0142 JOLIET PCT 035	42	0	0
0143 JOLIET PCT 036	18	0	1
0144 JOLIET PCT 037	49	0	2
0145 LOCKPORT PCT 001	387	0	1
0150 LOCKPORT PCT 006	62	0	0
0151 LOCKPORT PCT 007	59	0	1
0152 LOCKPORT PCT 008	44	0	0
0153 LOCKPORT PCT 009	309	0	0
0157 LOCKPORT PCT 013	399	0	0
0158 LOCKPORT PCT 014	134	0	3
0164 LOCKPORT PCT 020	98	0	2
0181 NEW LENOX PCT 001	78	0	0
0182 NEW LENOX PCT 002	76	0	1
0183 NEW LENOX PCT 003	82	0	1
0184 NEW LENOX PCT 004	137	0	1
0185 NEW LENOX PCT 005	124	0	4
0186 NEW LENOX PCT 006	157	0	2
0189 NEW LENOX PCT 009	134	0	1
0190 NEW LENOX PCT 010	180	0	1
0191 NEW LENOX PCT 011	134	0	2
0196 NEW LENOX PCT 016	137	0	2
0198 NEW LENOX PCT 018	0	0	0
0206 PLAINFIELD PCT 004	33	0	0
0207 PLAINFIELD PCT 005	98	0	4
0208 PLAINFIELD PCT 006	75	0	0
0209 PLAINFIELD PCT 007	62	0	0
0212 PLAINFIELD PCT 010	79	0	0
0213 PLAINFIELD PCT 011	24	0	0
0214 PLAINFIELD PCT 012	64	0	3
0215 PLAINFIELD PCT 013	149	0	5
0216 PLAINFIELD PCT 014	133	0	0
0217 PLAINFIELD PCT 015	126	0	3
0218 PLAINFIELD PCT 016	130	0	2
0219 PLAINFIELD PCT 017	74	0	1
0220 PLAINFIELD PCT 018	66	0	0
0221 PLAINFIELD PCT 019	49	0	2
0222 PLAINFIELD PCT 020	111	0	0
0223 PLAINFIELD PCT 021	127	0	1
0224 PLAINFIELD PCT 022	96	0	0
0225 PLAINFIELD PCT 023	63	0	4
0226 PLAINFIELD PCT 024	130	0	1

	VOTES	PERCENT		VOTES	PERCENT
REPRESENTATIVE IN CONGRESS 11TH CONGRESSIONAL DISTRICT					
Vote for not more than 1					
01 = Judy Biggert	12,226	98.77			
02 = Candidate Removed	0		03 = WRITE-IN	152	1.23

(CONTINUED FROM PREVIOUS PAGE)

	01	02	03
0227 PLAINFIELD PCT 025	53	0	1
0228 PLAINFIELD PCT 026	40	0	0
0229 PLAINFIELD PCT 027	55	0	1
0230 PLAINFIELD PCT 028	81	0	0
0231 PLAINFIELD PCT 029	71	0	0
0232 PLAINFIELD PCT 030	98	0	2
0233 PLAINFIELD PCT 031	88	0	1
0234 PLAINFIELD PCT 032	59	0	1
0235 PLAINFIELD PCT 033	75	0	1
0236 PLAINFIELD PCT 034	66	0	6
0237 PLAINFIELD PCT 035	63	0	1
0238 PLAINFIELD PCT 036	58	0	1
0242 TROY PCT 001	44	0	0
0243 TROY PCT 002	47	0	1
0244 TROY PCT 003	62	0	0
0245 TROY PCT 004	88	0	1
0246 TROY PCT 005	95	0	1
0247 TROY PCT 006	52	0	2
0248 TROY PCT 007	96	0	1
0249 TROY PCT 008	106	0	2
0250 TROY PCT 009	112	0	3
0251 TROY PCT 010	165	0	2
0252 TROY PCT 011	260	0	0
0253 TROY PCT 012	118	0	2
0254 TROY PCT 013	1	0	0
0255 TROY PCT 014	17	0	0
0256 TROY PCT 015	99	0	2
0257 TROY PCT 016	99	0	0
0258 TROY PCT 017	28	0	0
0259 TROY PCT 018	59	0	2
0260 TROY PCT 019	40	0	1
0264 TROY PCT 023	116	0	1
0272 WHEATLAND PCT 004	95	0	0
0273 WHEATLAND PCT 005	171	0	0
0287 WHEATLAND PCT 019	118	0	0
0290 WHEATLAND PCT 022	71	0	2
0294 WHEATLAND PCT 026	3	0	0
0295 WHEATLAND PCT 027	30	0	0

	VOTES	PERCENT
REPRESENTATIVE IN CONGRESS 14TH CONGRESSIONAL DISTRICT		
Vote for not more than 1		
01 = Randy M. Hultgren	6,658	98.78
02 = WRITE-IN	82	1.22

	01	02
0203 PLAINFIELD PCT 001	123	3
0204 PLAINFIELD PCT 002	113	5
0205 PLAINFIELD PCT 003	175	3
0210 PLAINFIELD PCT 008	161	1
0211 PLAINFIELD PCT 009	188	2
0212 PLAINFIELD PCT 010	85	2
0215 PLAINFIELD PCT 013	11	0
0254 TROY PCT 013	221	1
0255 TROY PCT 014	166	2
0256 TROY PCT 015	69	1
0258 TROY PCT 017	181	2
0261 TROY PCT 020	201	5
0262 TROY PCT 021	146	1
0263 TROY PCT 022	127	3
0269 WHEATLAND PCT 001	149	5
0270 WHEATLAND PCT 002	179	2
0271 WHEATLAND PCT 003	183	0
0274 WHEATLAND PCT 006	253	3
0275 WHEATLAND PCT 007	220	2
0276 WHEATLAND PCT 008	211	4
0277 WHEATLAND PCT 009	265	1
0278 WHEATLAND PCT 010	200	5
0279 WHEATLAND PCT 011	108	0
0280 WHEATLAND PCT 012	151	1
0281 WHEATLAND PCT 013	158	2
0282 WHEATLAND PCT 014	219	1
0283 WHEATLAND PCT 015	131	0
0284 WHEATLAND PCT 016	226	4
0285 WHEATLAND PCT 017	179	3
0286 WHEATLAND PCT 018	217	1
0288 WHEATLAND PCT 020	175	2
0289 WHEATLAND PCT 021	128	1
0290 WHEATLAND PCT 022	0	0
0291 WHEATLAND PCT 023	126	0
0292 WHEATLAND PCT 024	155	5
0293 WHEATLAND PCT 025	190	1
0294 WHEATLAND PCT 026	272	3
0295 WHEATLAND PCT 027	41	0
0296 WHEATLAND PCT 028	177	1
0297 WHEATLAND PCT 029	198	1
0298 WHEATLAND PCT 030	180	3

**For City of Aurora details
 refer to that section of this book.**

Total Republican Ballots Cast for
 14th Congressional District
 8,474

	VOTES	PERCENT
REPRESENTATIVE IN CONGRESS 16TH CONGRESSIONAL DISTRICT		
Vote for not more than 1		
01 = Adam Kinzinger	1,941	77.64
02 = Donald A. Manzullo	559	22.36

	01	02
0001 CHANNAHON PCT 001	165	41
0002 CHANNAHON PCT 002	208	60
0003 CHANNAHON PCT 003	187	54
0004 CHANNAHON PCT 004	150	36
0005 CHANNAHON PCT 005	116	35
0018 CUSTER PCT 001	128	34
0056 FLORENCE PCT 001	48	17
0239 REED PCT 001	142	36
0240 REED PCT 002	154	48
0241 REED PCT 003	131	27
0268 WESLEY PCT 001	153	40
0300 WILMINGTON PCT 001	92	43
0301 WILMINGTON PCT 002	127	45
0302 WILMINGTON PCT 003	140	43

Total Republican Ballots Cast for
 16th Congressional District
 2,578

DELEGATE - NATIONAL NOMINATING CONV
 1ST CONGRESSIONAL DISTRICT

Vote for not more than 3

	VOTES	PERCENT		VOTES	PERCENT
01 = Jeff Arseneau	4,601	16.03	07 = Larry Beaumont	815	2.84
02 = Shaun Murphy	4,656	16.22	08 = Chuck Augustyniak	767	2.67
03 = Patrick E. Rea	4,416	15.39	09 = Michael R. Naughton	840	2.93
04 = Jerome Kohn	835	2.91	10 = Eric M. Wallace	3,279	11.43
05 = Greg Stetch	844	2.94	11 = Jennifer L. Wallace	3,339	11.63
06 = Matthew Murphy	1,010	3.52	12 = Gina M. Danaher	3,298	11.49

	01	02	03	04	05	06	07	08	09	10	11	12
0057 FRANKFORT PCT 001	113	118	108	14	13	18	27	25	25	65	66	63
0058 FRANKFORT PCT 002	109	115	103	16	16	17	16	14	19	66	72	67
0059 FRANKFORT PCT 003	87	87	84	11	10	17	10	13	10	72	75	76
0060 FRANKFORT PCT 004	80	84	80	13	15	22	9	8	14	64	59	64
0061 FRANKFORT PCT 005	94	91	92	30	26	30	16	16	18	68	73	74
0062 FRANKFORT PCT 006	103	101	90	24	25	36	12	17	16	70	72	71
0063 FRANKFORT PCT 007	88	95	88	18	18	28	10	12	13	68	72	73
0064 FRANKFORT PCT 008	49	51	48	12	11	17	14	11	7	55	56	54
0065 FRANKFORT PCT 009	74	79	84	16	15	20	14	15	17	55	55	56
0066 FRANKFORT PCT 010	106	106	105	13	13	19	16	20	15	36	35	37
0067 FRANKFORT PCT 011	79	80	74	12	11	15	25	20	23	60	64	64
0068 FRANKFORT PCT 012	89	94	89	20	20	21	17	16	18	68	68	70
0069 FRANKFORT PCT 013	90	96	93	13	12	15	8	9	9	58	59	57
0070 FRANKFORT PCT 014	65	66	62	10	9	11	11	11	8	55	56	54
0071 FRANKFORT PCT 015	54	54	48	15	16	22	20	19	15	55	56	55
0072 FRANKFORT PCT 016	90	94	86	13	13	14	6	7	7	56	56	61
0073 FRANKFORT PCT 017	153	157	153	17	20	22	34	32	33	100	106	100
0074 FRANKFORT PCT 018	159	152	142	22	25	24	16	16	21	78	78	81
0075 FRANKFORT PCT 019	52	56	51	22	20	23	10	10	8	49	54	55
0076 FRANKFORT PCT 020	60	61	60	18	17	23	16	19	19	65	70	70
0077 FRANKFORT PCT 021	97	103	96	21	23	26	19	16	14	92	87	88
0078 FRANKFORT PCT 022	126	118	117	13	14	15	15	13	12	67	66	66
0079 FRANKFORT PCT 023	141	140	130	18	16	24	13	9	15	56	56	55
0080 FRANKFORT PCT 024	76	71	67	19	19	19	9	12	11	58	60	63
0081 FRANKFORT PCT 025	139	132	128	15	17	19	27	19	22	84	82	83
0082 FRANKFORT PCT 026	192	171	177	18	19	19	14	14	22	79	83	79
0083 FRANKFORT PCT 027	92	94	85	7	11	21	12	11	14	56	55	60
0084 FRANKFORT PCT 028	124	126	123	22	23	24	13	16	14	74	76	76
0085 FRANKFORT PCT 029	145	138	130	10	10	13	23	23	23	73	77	74
0086 GREEN GARDEN PCT 001	97	105	100	27	25	28	30	23	24	91	95	93
0087 GREEN GARDEN PCT 002	84	83	82	26	23	29	13	6	12	82	75	76
0106 JACKSON PCT 001	54	53	52	15	15	15	12	11	13	54	55	55
0107 JACKSON PCT 002	75	72	76	16	17	18	24	20	21	78	76	73
0169 MANHATTAN PCT 001	105	106	95	25	20	24	16	17	27	71	72	71
0170 MANHATTAN PCT 002	111	107	104	16	19	18	26	21	31	61	69	62
0171 MANHATTAN PCT 003	127	127	119	25	28	31	28	25	31	113	115	109
0172 MANHATTAN PCT 004	66	70	63	16	18	20	20	18	22	68	70	64
0182 NEW LENOX PCT 002	32	34	30	11	12	13	11	12	11	18	18	18
0187 NEW LENOX PCT 007	137	137	123	17	21	27	32	29	28	92	90	91
0188 NEW LENOX PCT 008	106	113	109	25	24	30	15	15	18	72	75	65
0192 NEW LENOX PCT 012	58	65	62	7	11	11	13	14	13	71	68	70
0193 NEW LENOX PCT 013	73	87	74	19	22	22	16	12	15	68	78	76
0194 NEW LENOX PCT 014	81	84	75	28	29	30	14	11	15	83	81	79
0195 NEW LENOX PCT 015	115	117	112	15	13	18	18	13	17	73	76	79
0197 NEW LENOX PCT 017	92	95	95	30	29	32	26	25	27	79	83	79
0198 NEW LENOX PCT 018	69	71	63	13	12	13	12	14	15	63	63	61
0199 NEW LENOX PCT 019	78	79	77	16	16	21	13	14	16	59	59	62
0200 NEW LENOX PCT 020	115	121	112	16	13	16	24	24	22	81	77	75

DELEGATE - NATIONAL NOMINATING CONV

2ND CONGRESSIONAL DISTRICT

VOTES PERCENT

VOTES PERCENT

Vote for not more than 3

01 = Kurt D. Diekelman	1,582	14.67	07 = Barbara ("Bobbie") Peterson	473	4.38
02 = Marjorie Milone	1,454	13.48	08 = Judy A. Diekelman	385	3.57
03 = Suzy J. Newberg	1,447	13.41	09 = Darrel Smith	308	2.86
04 = Anthony Raczek	386	3.58	10 = David E. Smith	1,400	12.98
05 = James P. Wogan	336	3.11	11 = Ceasar I. LeFlore	1,266	11.74
06 = Lisa Wogan	361	3.35	12 = Jay Farquhar	1,389	12.88

	01	02	03	04	05	06	07	08	09	10	11	12
0006 CRETE PCT 001	30	26	30	8	6	7	20	19	18	28	26	25
0007 CRETE PCT 002	40	31	34	8	10	10	11	10	10	29	25	28
0008 CRETE PCT 003	42	36	38	10	10	7	10	11	7	39	32	34
0009 CRETE PCT 004	85	83	81	10	6	9	18	13	10	64	53	57
0010 CRETE PCT 005	39	37	33	8	6	4	10	12	7	29	25	29
0011 CRETE PCT 006	88	76	81	19	14	15	25	20	17	87	78	83
0012 CRETE PCT 007	54	50	48	10	6	9	13	15	13	39	36	39
0013 CRETE PCT 008	71	67	69	18	15	16	13	10	6	56	57	57
0014 CRETE PCT 009	63	58	59	9	11	16	14	15	9	67	64	68
0015 CRETE PCT 010	61	49	53	7	11	10	11	10	9	51	48	48
0016 CRETE PCT 011	102	93	96	9	8	12	18	18	11	97	92	97
0017 CRETE PCT 012	79	73	76	17	17	14	25	21	14	75	71	72
0173 MONEE PCT 001	43	40	46	15	16	16	13	11	10	23	19	23
0174 MONEE PCT 002	16	16	14	4	4	5	4	5	5	11	11	13
0175 MONEE PCT 003	64	58	53	26	25	24	9	13	9	64	55	74
0176 MONEE PCT 004	86	82	81	19	19	20	12	18	13	75	71	83
0177 MONEE PCT 005	4	4	4	2	0	0	2	2	1	0	0	1
0178 MONEE PCT 006	2	2	1	1	1	1	1	2	2	1	2	2
0179 MONEE PCT 007	3	5	4	5	4	4	0	1	1	4	3	3
0180 MONEE PCT 008	42	41	38	23	15	18	14	13	12	64	60	67
0201 PEOTONE PCT 001	107	98	95	26	20	23	38	36	28	91	81	96
0202 PEOTONE PCT 002	118	115	111	33	27	28	24	23	18	79	76	81
0265 WASHINGTON PCT 001	82	72	74	19	15	19	52	30	22	52	46	52
0266 WASHINGTON PCT 002	59	55	56	19	14	17	21	15	13	76	68	74
0267 WASHINGTON PCT 003	67	55	51	24	22	25	55	16	14	70	59	67
0299 WILL PCT 001	86	82	74	25	18	18	22	12	13	80	65	73
0303 WILTON PCT 001	49	50	47	12	16	14	18	14	16	49	43	43

DELEGATE - NATIONAL NOMINATING CONV
3RD CONGRESSIONAL DISTRICT

Vote for not more than 3

	VOTES	PERCENT		VOTES	PERCENT
01 = Ian Brenson	3,062	14.48	07 = Mike Dropka	641	3.03
02 = Steven A. Daglas	3,141	14.86	08 = Steve Balich	1,191	5.63
03 = Elizabeth 'Liz' Doody Gorman	3,194	15.11	09 = Dennis Cook	657	3.11
04 = Dan Karl	801	3.79	10 = Richard L. Grabowski	2,589	12.25
05 = Sean Athy	715	3.38	11 = Thomas M. Mann	2,163	10.23
06 = Tim Marszalik	821	3.88	12 = Lynn Livesay	2,166	10.25

	01	02	03	04	05	06	07	08	09	10	11	12
--	----	----	----	----	----	----	----	----	----	----	----	----

0050 DU PAGE PCT 032	29	28	32	11	9	10	7	8	8	14	10	15
0051 DU PAGE PCT 033	17	17	17	1	2	3	4	6	4	13	10	8
0053 DU PAGE PCT 035	14	16	15	5	6	5	0	2	0	5	4	4
0054 DU PAGE PCT 036	61	61	67	15	13	15	9	7	7	57	55	57
0055 DU PAGE PCT 037	45	46	43	15	11	15	13	12	13	56	48	45
0088 HOMER PCT 001	66	68	71	28	26	28	16	28	16	60	56	54
0089 HOMER PCT 002	130	138	135	37	32	34	36	61	35	91	80	88
0090 HOMER PCT 003	101	112	117	27	26	29	23	56	24	78	64	59
0091 HOMER PCT 004	180	170	175	29	25	27	37	66	34	117	94	91
0092 HOMER PCT 005	108	113	121	21	20	25	18	50	17	100	75	85
0093 HOMER PCT 006	110	115	119	18	18	26	26	69	28	77	64	65
0094 HOMER PCT 007	96	104	105	28	24	24	12	32	16	83	66	70
0095 HOMER PCT 008	118	123	118	22	17	21	20	59	14	80	67	67
0096 HOMER PCT 009	84	88	101	19	17	19	15	49	16	71	59	61
0097 HOMER PCT 010	96	100	95	23	19	23	22	38	19	85	76	79
0098 HOMER PCT 011	116	115	115	25	23	29	25	44	23	85	61	64
0099 HOMER PCT 012	152	157	163	25	25	28	22	51	22	104	83	89
0100 HOMER PCT 013	67	71	70	20	16	21	11	29	11	71	57	55
0101 HOMER PCT 014	125	133	126	33	31	30	28	54	30	94	78	82
0102 HOMER PCT 015	125	118	127	23	20	26	17	34	21	99	77	75
0103 HOMER PCT 016	94	95	108	20	17	20	21	41	25	56	50	46
0104 HOMER PCT 017	163	168	163	34	31	37	23	56	29	137	113	108
0105 HOMER PCT 018	64	68	73	25	25	25	18	32	14	56	47	40
0108 JOLIET PCT 001	29	28	28	12	9	10	6	7	6	39	39	42
0109 JOLIET PCT 002	45	46	44	14	12	12	14	14	13	48	43	44
0110 JOLIET PCT 003	28	31	28	11	8	8	9	11	8	47	37	39
0146 LOCKPORT PCT 002	37	39	42	14	11	15	9	9	9	49	41	42
0147 LOCKPORT PCT 003	44	41	45	6	5	6	14	21	12	43	37	33
0148 LOCKPORT PCT 004	32	31	32	14	18	14	4	7	4	41	43	40
0149 LOCKPORT PCT 005	57	57	64	33	22	27	20	28	20	72	57	56
0154 LOCKPORT PCT 010	56	61	59	13	9	14	11	17	12	57	49	49
0155 LOCKPORT PCT 011	43	45	42	24	25	29	21	28	26	39	32	29
0156 LOCKPORT PCT 012	65	68	68	14	11	15	15	24	15	57	60	53
0159 LOCKPORT PCT 015	36	35	37	9	11	9	2	5	2	17	15	15
0160 LOCKPORT PCT 016	70	69	71	17	16	21	17	22	20	58	53	51
0161 LOCKPORT PCT 017	101	98	89	28	26	33	25	40	27	75	60	58
0162 LOCKPORT PCT 018	60	58	58	22	19	22	10	22	13	68	53	55
0163 LOCKPORT PCT 019	84	86	88	17	15	21	13	20	12	64	49	53
0164 LOCKPORT PCT 020	0	0	0	0	0	0	0	0	0	0	0	0
0165 LOCKPORT PCT 021	36	39	39	15	13	14	13	15	15	48	34	33
0166 LOCKPORT PCT 022	45	48	50	14	14	14	9	11	8	41	38	40
0167 LOCKPORT PCT 023	29	32	29	16	14	13	5	5	8	31	24	21
0168 LOCKPORT PCT 024	4	5	5	4	4	4	1	1	1	6	5	6

DELEGATE - NATIONAL NOMINATING CONV
 11TH CONGRESSIONAL DISTRICT

VOTES PERCENT

VOTES PERCENT

Vote for not more than 3

01 = Roger C. Claar	8,710	17.36	07 = Penny Falcon	1,579	3.15
02 = Jay D. Bergman	7,931	15.81	08 = Richard Kavanagh	2,033	4.05
03 = Eduardo J. Fernandez	7,098	14.15	09 = Cedra Crenshaw	1,772	3.53
04 = Michael Langenberg	1,613	3.22	10 = John Gardner Huff	5,367	10.70
05 = Christopher Soppet	1,478	2.95	11 = Cynthia Schneider	5,673	11.31
06 = Mary Ann Tobar	1,907	3.80	12 = Ignacio G. "Jerry" Ramirez	5,010	9.99

	01	02	03	04	05	06	07	08	09	10	11	12
0019 DU PAGE PCT 001	121	122	111	16	16	17	16	17	16	47	54	46
0020 DU PAGE PCT 002	145	143	132	17	16	20	26	23	22	62	67	62
0021 DU PAGE PCT 003	151	160	153	20	18	22	17	20	20	60	64	55
0022 DU PAGE PCT 004	97	72	70	11	8	9	10	13	7	50	51	40
0023 DU PAGE PCT 005	93	75	71	8	7	8	9	12	11	46	48	42
0024 DU PAGE PCT 006	93	67	61	15	15	20	13	25	30	46	44	44
0025 DU PAGE PCT 007	160	155	151	17	17	22	26	33	22	46	48	43
0026 DU PAGE PCT 008	45	28	26	6	7	8	6	4	4	27	33	27
0027 DU PAGE PCT 009	60	36	35	9	7	8	8	12	9	30	34	27
0028 DU PAGE PCT 010	50	36	30	10	10	10	6	11	13	36	38	34
0029 DU PAGE PCT 011	66	47	41	9	4	7	10	14	13	36	43	31
0030 DU PAGE PCT 012	73	48	45	4	8	9	8	18	15	59	59	49
0031 DU PAGE PCT 013	50	35	33	7	6	10	5	5	5	27	27	22
0032 DU PAGE PCT 014	85	70	65	17	12	19	2	3	8	36	32	24
0033 DU PAGE PCT 015	69	53	47	11	12	10	5	7	7	36	38	29
0034 DU PAGE PCT 016	81	62	57	13	15	14	6	9	6	44	45	40
0035 DU PAGE PCT 017	62	51	45	15	11	12	10	14	14	25	28	24
0036 DU PAGE PCT 018	69	47	44	5	7	7	7	10	8	50	54	50
0037 DU PAGE PCT 019	57	38	37	13	15	15	5	7	5	43	46	40
0038 DU PAGE PCT 020	49	25	22	12	13	18	8	10	9	14	19	19
0039 DU PAGE PCT 021	64	39	39	19	17	20	12	12	14	28	32	28
0040 DU PAGE PCT 022	74	52	46	19	18	21	6	7	13	49	50	39
0041 DU PAGE PCT 023	44	28	25	6	7	5	8	8	8	15	22	17
0042 DU PAGE PCT 024	57	45	40	11	11	14	9	9	9	28	29	25
0043 DU PAGE PCT 025	65	45	41	18	13	14	11	12	13	35	43	33
0044 DU PAGE PCT 026	55	39	35	6	10	10	7	7	11	38	41	38
0045 DU PAGE PCT 027	46	28	24	9	10	13	1	3	5	21	23	21
0046 DU PAGE PCT 028	44	30	28	10	8	9	11	9	10	27	26	20
0047 DU PAGE PCT 029	59	48	43	8	4	8	2	4	3	21	21	20
0048 DU PAGE PCT 030	27	17	17	1	0	5	4	5	5	26	25	25
0049 DU PAGE PCT 031	80	54	51	4	5	7	6	8	8	33	38	31
0050 DU PAGE PCT 032	37	28	26	7	9	10	6	13	9	28	28	27
0051 DU PAGE PCT 033	44	37	30	10	8	7	15	20	13	34	36	26
0052 DU PAGE PCT 034	170	163	139	15	10	17	20	28	23	65	69	55
0054 DU PAGE PCT 036	0	0	0	0	0	0	0	0	0	0	0	0
0106 JACKSON PCT 001	16	16	16	10	9	11	3	3	5	20	21	21
0108 JOLIET PCT 001	0	0	0	1	1	1	0	0	0	1	1	1
0109 JOLIET PCT 002	0	1	0	0	0	0	0	0	0	0	0	0
0111 JOLIET PCT 004	32	32	27	13	11	13	14	18	23	40	43	39
0112 JOLIET PCT 005	4	4	3	2	1	2	1	2	1	7	7	5
0113 JOLIET PCT 006	0	0	0	2	2	2	0	1	0	3	3	3
0114 JOLIET PCT 007	6	5	5	3	3	2	4	6	8	16	19	17
0115 JOLIET PCT 008	41	39	36	10	9	10	4	9	7	27	31	27
0116 JOLIET PCT 009	20	18	15	13	13	14	8	8	5	19	22	18
0117 JOLIET PCT 010	44	40	41	19	15	17	7	8	8	50	51	47
0118 JOLIET PCT 011	33	32	26	10	9	10	6	15	13	30	30	27
0119 JOLIET PCT 012	15	16	14	8	4	7	3	3	3	19	20	20
0120 JOLIET PCT 013	4	3	4	0	0	2	1	0	0	2	3	2
0121 JOLIET PCT 014	6	6	5	0	0	0	1	1	1	2	1	1
0122 JOLIET PCT 015	18	18	16	7	8	9	3	5	3	20	21	20

				VOTES	PERCENT					VOTES	PERCENT	
DELEGATE - NATIONAL NOMINATING CONV												
11TH CONGRESSIONAL DISTRICT												
Vote for not more than 3												
01 = Roger C. Claar	8,710	17.36	07 = Penny Falcon	1,579	3.15							
02 = Jay D. Bergman	7,931	15.81	08 = Richard Kavanagh	2,033	4.05							
03 = Eduardo J. Fernandez	7,098	14.15	09 = Cedra Crenshaw	1,772	3.53							
04 = Michael Langenberg	1,613	3.22	10 = John Gardner Huff	5,367	10.70							
05 = Christopher Soppet	1,478	2.95	11 = Cynthia Schneider	5,673	11.31							
06 = Mary Ann Tobar	1,907	3.80	12 = Ignacio G. "Jerry" Ramirez	5,010	9.99							

(CONTINUED FROM PREVIOUS PAGE)

	01	02	03	04	05	06	07	08	09	10	11	12
0123 JOLIET PCT 016	13	10	13	5	7	5	2	2	4	15	17	17
0124 JOLIET PCT 017	86	73	66	13	9	18	15	23	23	48	58	46
0125 JOLIET PCT 018	109	103	87	18	20	22	22	42	31	54	61	51
0126 JOLIET PCT 019	58	53	48	18	14	15	10	15	13	29	34	32
0127 JOLIET PCT 020	50	46	44	10	5	11	6	12	11	33	37	33
0128 JOLIET PCT 021	79	76	67	23	21	21	16	18	18	57	55	52
0129 JOLIET PCT 022	57	52	48	7	8	7	11	13	12	25	26	29
0130 JOLIET PCT 023	23	22	19	9	9	10	7	9	13	25	22	25
0131 JOLIET PCT 024	27	19	16	2	3	5	3	4	6	20	19	21
0132 JOLIET PCT 025	58	56	46	11	7	14	13	17	17	39	45	33
0133 JOLIET PCT 026	18	18	16	7	7	8	5	6	8	27	30	26
0134 JOLIET PCT 027	4	7	5	3	2	4	0	0	2	11	11	9
0135 JOLIET PCT 028	2	2	2	1	0	1	0	0	0	1	1	0
0136 JOLIET PCT 029	10	11	9	2	1	5	5	6	8	17	22	18
0137 JOLIET PCT 030	33	31	24	10	12	19	7	8	9	31	29	26
0138 JOLIET PCT 031	35	32	29	13	16	17	16	15	17	35	38	33
0139 JOLIET PCT 032	2	2	2	1	1	1	0	0	2	7	7	6
0140 JOLIET PCT 033	24	21	20	10	14	13	11	12	14	28	26	29
0141 JOLIET PCT 034	15	14	12	1	1	2	5	7	7	14	17	16
0142 JOLIET PCT 035	29	28	25	12	9	12	13	14	10	22	22	19
0143 JOLIET PCT 036	15	12	11	1	1	4	6	6	6	9	13	11
0144 JOLIET PCT 037	30	29	29	6	3	7	6	9	9	26	25	22
0145 LOCKPORT PCT 001	292	288	262	19	19	33	58	58	59	153	164	147
0150 LOCKPORT PCT 006	29	27	25	12	15	12	4	4	2	35	33	36
0151 LOCKPORT PCT 007	33	28	23	10	10	13	4	3	2	25	26	24
0152 LOCKPORT PCT 008	21	15	16	5	5	7	4	5	5	15	19	17
0153 LOCKPORT PCT 009	193	187	166	30	25	34	33	38	34	90	100	88
0157 LOCKPORT PCT 013	311	311	274	26	21	44	55	61	58	142	155	138
0158 LOCKPORT PCT 014	77	75	65	14	12	21	14	18	21	58	60	51
0164 LOCKPORT PCT 020	50	48	40	23	17	18	15	26	19	51	58	52
0181 NEW LENOX PCT 001	53	43	42	13	13	16	11	16	11	33	33	34
0182 NEW LENOX PCT 002	60	72	53	11	9	14	11	13	10	37	41	31
0183 NEW LENOX PCT 003	50	51	44	7	7	11	18	18	12	57	52	47
0184 NEW LENOX PCT 004	82	78	72	29	23	25	24	32	20	70	68	56
0185 NEW LENOX PCT 005	85	88	76	25	25	32	22	26	22	72	71	68
0186 NEW LENOX PCT 006	112	109	101	29	28	27	28	30	25	63	61	57
0189 NEW LENOX PCT 009	96	96	80	14	12	18	16	20	16	67	67	59
0190 NEW LENOX PCT 010	140	144	132	16	14	24	29	37	28	62	67	59
0191 NEW LENOX PCT 011	86	86	80	24	27	26	18	20	15	83	81	73
0196 NEW LENOX PCT 016	98	94	84	30	23	29	32	33	28	67	75	70
0198 NEW LENOX PCT 018	0	0	0	0	0	0	0	0	0	0	0	0
0206 PLAINFIELD PCT 004	22	19	16	4	4	6	6	6	6	6	8	6
0207 PLAINFIELD PCT 005	65	60	54	15	16	25	14	17	20	34	39	33
0208 PLAINFIELD PCT 006	50	44	39	12	13	13	7	8	6	26	31	29
0209 PLAINFIELD PCT 007	26	23	23	7	6	10	7	8	6	35	38	32
0212 PLAINFIELD PCT 010	42	41	37	4	5	9	16	18	16	30	36	28
0213 PLAINFIELD PCT 011	13	14	13	6	6	7	1	3	1	8	8	8
0214 PLAINFIELD PCT 012	39	37	34	13	11	12	7	12	7	24	25	23
0215 PLAINFIELD PCT 013	83	83	67	19	18	28	19	27	20	63	65	63
0216 PLAINFIELD PCT 014	75	71	61	22	23	30	12	20	16	57	53	52

				VOTES	PERCENT					VOTES	PERCENT	
DELEGATE - NATIONAL NOMINATING CONV												
11TH CONGRESSIONAL DISTRICT												
Vote for not more than 3												
01 = Roger C. Claar	8,710	17.36	07 = Penny Falcon	1,579	3.15							
02 = Jay D. Bergman	7,931	15.81	08 = Richard Kavanagh	2,033	4.05							
03 = Eduardo J. Fernandez	7,098	14.15	09 = Cedra Crenshaw	1,772	3.53							
04 = Michael Langenberg	1,613	3.22	10 = John Gardner Huff	5,367	10.70							
05 = Christopher Soppet	1,478	2.95	11 = Cynthia Schneider	5,673	11.31							
06 = Mary Ann Tobar	1,907	3.80	12 = Ignacio G. "Jerry" Ramirez	5,010	9.99							

(CONTINUED FROM PREVIOUS PAGE)

	01	02	03	04	05	06	07	08	09	10	11	12
0217 PLAINFIELD PCT 015	69	77	60	16	13	23	19	23	20	59	67	54
0218 PLAINFIELD PCT 016	91	84	78	18	20	23	14	22	15	56	62	55
0219 PLAINFIELD PCT 017	57	49	44	13	13	15	9	11	8	24	24	24
0220 PLAINFIELD PCT 018	44	44	41	15	11	11	9	10	7	23	22	23
0221 PLAINFIELD PCT 019	31	32	27	7	7	7	5	6	6	27	26	25
0222 PLAINFIELD PCT 020	60	58	58	11	12	11	14	16	12	33	39	31
0223 PLAINFIELD PCT 021	83	73	71	18	17	18	25	30	20	58	52	49
0224 PLAINFIELD PCT 022	57	56	47	9	10	12	8	13	7	46	50	44
0225 PLAINFIELD PCT 023	48	39	36	12	12	18	13	17	9	32	31	22
0226 PLAINFIELD PCT 024	97	95	79	15	12	21	10	19	16	59	62	50
0227 PLAINFIELD PCT 025	35	39	31	7	6	10	11	14	12	27	28	27
0228 PLAINFIELD PCT 026	25	23	21	8	6	9	3	4	4	27	27	26
0229 PLAINFIELD PCT 027	32	32	25	12	11	14	12	15	9	27	34	26
0230 PLAINFIELD PCT 028	54	57	53	17	17	19	16	20	13	34	32	28
0231 PLAINFIELD PCT 029	54	56	51	15	15	15	13	16	12	26	26	22
0232 PLAINFIELD PCT 030	79	83	74	7	7	8	16	23	17	36	43	35
0233 PLAINFIELD PCT 031	57	58	53	17	17	26	17	16	13	44	49	39
0234 PLAINFIELD PCT 032	36	32	27	9	9	10	5	10	12	41	49	41
0235 PLAINFIELD PCT 033	66	62	56	6	7	10	19	21	18	38	41	36
0236 PLAINFIELD PCT 034	35	31	28	9	10	10	9	9	12	23	22	23
0237 PLAINFIELD PCT 035	34	32	30	12	10	13	8	8	8	29	35	35
0238 PLAINFIELD PCT 036	55	56	50	13	10	16	12	22	18	44	48	46
0242 TROY PCT 001	29	31	28	9	6	11	7	8	6	35	31	30
0243 TROY PCT 002	30	30	24	6	3	8	3	5	3	32	35	27
0244 TROY PCT 003	31	33	30	10	9	14	17	17	20	35	40	30
0245 TROY PCT 004	59	60	49	12	11	15	16	15	13	45	46	42
0246 TROY PCT 005	79	80	63	12	8	15	12	23	17	42	40	36
0247 TROY PCT 006	35	35	29	6	2	4	4	8	7	39	42	42
0248 TROY PCT 007	84	77	62	11	5	14	10	12	13	40	43	40
0249 TROY PCT 008	73	76	66	11	10	15	15	18	17	57	54	51
0250 TROY PCT 009	94	94	83	14	13	19	27	38	32	67	66	53
0251 TROY PCT 010	123	110	94	14	13	17	24	31	27	77	78	68
0252 TROY PCT 011	219	206	177	25	19	28	31	56	35	74	73	60
0253 TROY PCT 012	87	88	78	10	8	9	19	24	27	59	61	53
0254 TROY PCT 013	1	1	1	0	0	0	0	0	0	0	0	0
0255 TROY PCT 014	9	8	7	2	1	2	0	0	1	11	11	10
0256 TROY PCT 015	76	71	61	9	10	16	14	18	14	46	55	42
0257 TROY PCT 016	79	73	71	15	16	20	12	22	18	54	59	56
0258 TROY PCT 017	19	19	18	8	6	6	5	8	6	11	13	12
0259 TROY PCT 018	33	30	28	13	10	11	5	11	9	39	40	37
0260 TROY PCT 019	28	22	22	6	5	11	5	7	5	19	22	20
0264 TROY PCT 023	93	86	74	21	18	21	10	14	13	67	73	62
0272 WHEATLAND PCT 004	87	84	75	6	8	9	12	8	7	17	15	18
0273 WHEATLAND PCT 005	113	111	104	14	17	17	5	10	6	57	57	52
0287 WHEATLAND PCT 019	96	77	67	5	5	7	9	13	9	36	34	35
0290 WHEATLAND PCT 022	60	37	37	9	6	7	5	10	6	27	30	31
0294 WHEATLAND PCT 026	2	1	2	0	0	0	0	0	0	1	1	0
0295 WHEATLAND PCT 027	31	21	23	1	1	2	5	6	3	7	8	6

	VOTES		PERCENT		VOTES		PERCENT					
DELEGATE - NATIONAL NOMINATING CONV										555	2.64	
14TH CONGRESSIONAL DISTRICT										593	2.83	
Vote for not more than 3										536	2.55	
01 = Ethan A. Hastert	3,988	19.00	07 = Thomas "T.R." Smith	2,028	9.66							
02 = William W. Lefew	3,616	17.23	08 = Nick Provenzano	2,081	9.92							
03 = Gabriela F. Wyatt	3,668	17.48	09 = Scott R. Gryder	2,006	9.56							
04 = Matthew Sterba	647	3.08	10 = Al Salvi									
05 = Mark Widhalm	629	3.00	11 = Kathleen R. Salvi									
06 = Justin Smith	638	3.04	12 = Irene M. Napier									

	01	02	03	04	05	06	07	08	09	10	11	12

0203 PLAINFIELD PCT 001	71	50	54	10	8	9	13	14	11	43	46	42
0204 PLAINFIELD PCT 002	56	49	49	9	9	9	14	13	13	41	42	37
0205 PLAINFIELD PCT 003	105	102	101	22	24	23	14	15	9	55	54	54
0210 PLAINFIELD PCT 008	80	72	74	12	14	16	10	12	12	63	61	57
0211 PLAINFIELD PCT 009	106	96	97	13	9	12	19	19	17	65	72	65
0212 PLAINFIELD PCT 010	51	39	39	10	12	13	9	7	6	32	35	32
0215 PLAINFIELD PCT 013	4	2	2	4	4	4	2	3	2	4	5	4
0254 TROY PCT 013	121	108	116	20	19	23	22	25	22	89	88	88
0255 TROY PCT 014	109	95	98	21	20	19	14	19	15	40	40	38
0256 TROY PCT 015	25	23	24	12	12	12	5	6	5	33	33	32
0258 TROY PCT 017	80	80	76	19	19	22	21	23	22	61	67	58
0261 TROY PCT 020	94	88	88	28	28	26	17	22	24	79	74	76
0262 TROY PCT 021	73	60	61	21	20	24	19	17	18	52	54	49
0263 TROY PCT 022	58	52	51	14	12	12	11	13	11	54	53	51
0269 WHEATLAND PCT 001	76	63	64	14	15	13	7	8	8	72	66	64
0270 WHEATLAND PCT 002	127	119	117	11	10	7	11	11	11	56	56	57
0271 WHEATLAND PCT 003	145	135	134	6	5	7	14	17	13	26	30	31
0274 WHEATLAND PCT 006	133	125	138	25	22	25	23	26	25	76	79	83
0275 WHEATLAND PCT 007	140	134	134	21	24	21	11	14	12	65	66	63
0276 WHEATLAND PCT 008	117	116	117	20	18	22	17	16	13	68	70	71
0277 WHEATLAND PCT 009	149	136	137	46	42	40	18	22	20	79	89	85
0278 WHEATLAND PCT 010	137	125	129	17	21	17	16	19	13	47	48	47
0279 WHEATLAND PCT 011	67	63	60	11	7	9	8	8	10	29	29	24
0280 WHEATLAND PCT 012	95	89	88	11	8	6	11	13	12	48	50	49
0281 WHEATLAND PCT 013	86	79	80	14	18	17	16	18	18	54	61	65
0282 WHEATLAND PCT 014	154	145	148	15	15	15	16	15	14	54	56	56
0283 WHEATLAND PCT 015	85	78	77	16	15	16	15	15	10	31	30	30
0284 WHEATLAND PCT 016	141	129	135	15	19	15	16	19	15	68	71	69
0285 WHEATLAND PCT 017	127	121	120	16	15	14	12	12	13	38	41	39
0286 WHEATLAND PCT 018	156	140	143	14	13	9	10	11	13	55	60	60
0288 WHEATLAND PCT 020	141	128	130	20	21	23	9	9	8	28	23	25
0289 WHEATLAND PCT 021	88	85	86	6	6	4	15	14	14	37	36	39
0290 WHEATLAND PCT 022	0	0	0	0	0	0	0	0	0	0	0	0
0291 WHEATLAND PCT 023	75	61	62	13	10	12	15	14	13	32	34	28
0292 WHEATLAND PCT 024	104	87	86	19	15	14	14	15	12	40	46	40
0293 WHEATLAND PCT 025	108	95	101	10	9	13	20	19	18	53	55	56
0294 WHEATLAND PCT 026	170	157	163	26	25	27	19	22	17	68	69	66
0295 WHEATLAND PCT 027	22	24	23	4	3	5	6	3	5	11	10	8
0296 WHEATLAND PCT 028	106	90	92	15	18	16	10	11	12	52	48	48
0297 WHEATLAND PCT 029	109	92	92	26	25	26	21	23	21	63	63	59
0298 WHEATLAND PCT 030	97	84	82	21	20	21	15	11	9	67	71	61

**For City of Aurora details
refer to that section of this book.**

DELEGATE - NATIONAL NOMINATING CONV 16TH CONGRESSIONAL DISTRICT Vote for not more than 3	VOTES PERCENT						VOTES PERCENT						
	01	02	03	04	05	06	07	08	09	10	11	12	
01 = Timothy N. Koritz					911	13.38	07 = Beth M. Welbers					261	3.83
02 = Joshua Lanning					879	12.91	08 = Eldon Entwistle					212	3.11
03 = Dan Rutherford				1,020	14.98		09 = John F. Sweeney					263	3.86
04 = Heidi Emmett				243	3.57		10 = Chris Arndt					840	12.34
05 = Samuel Felker				232	3.41		11 = Jan Peterson					895	13.15
06 = Andrius Gaiziunas				193	2.83		12 = Dennis S. Kosinski					859	12.62

	01	02	03	04	05	06	07	08	09	10	11	12	

0001 CHANNAHON PCT 001	71	71	88	22	21	18	19	18	17	67	69	66	
0002 CHANNAHON PCT 002	118	115	121	30	28	21	23	15	18	83	82	90	
0003 CHANNAHON PCT 003	93	92	101	25	21	18	40	34	38	65	75	66	
0004 CHANNAHON PCT 004	71	72	80	16	16	15	23	21	25	60	64	58	
0005 CHANNAHON PCT 005	54	55	62	17	15	13	12	9	10	50	51	50	
0018 CUSTER PCT 001	59	58	67	11	13	11	15	14	19	64	64	64	
0056 FLORENCE PCT 001	29	27	28	9	6	6	2	1	3	20	23	21	
0239 REED PCT 001	54	48	64	14	18	13	15	10	14	76	82	76	
0240 REED PCT 002	70	66	72	13	14	14	22	18	14	68	69	76	
0241 REED PCT 003	43	45	53	15	11	11	12	8	15	83	80	80	
0268 WESLEY PCT 001	79	73	92	14	14	13	24	20	27	52	56	53	
0300 WILMINGTON PCT 001	41	36	46	19	23	13	16	13	15	41	47	42	
0301 WILMINGTON PCT 002	56	53	63	20	16	15	21	16	26	53	67	58	
0302 WILMINGTON PCT 003	73	68	83	18	16	12	17	15	22	58	66	59	

ALT DELEGATE - NATIONAL NOMINATING CONV
 1ST CONGRESSIONAL DISTRICT

Vote for not more than 3

	VOTES	PERCENT		VOTES	PERCENT
01 = Sherri Griffith	4,694	16.76	07 = Larry Wennlund	962	3.44
02 = Tonia S. Members	4,234	15.12	08 = Pedro "Pete" Anaya	729	2.60
03 = Maribeth Churak	4,349	15.53	09 = Doug R. Taylor, Sr.	758	2.71
04 = Peter McCutcheon	931	3.33	10 = Karen A. Hayes	3,314	11.84
05 = Robert Hardwidge	802	2.86	11 = Nicholas Tieman	3,226	11.52
06 = Ben Stech	822	2.94	12 = Sandra K. Czyznikiewicz	3,179	11.35

	01	02	03	04	05	06	07	08	09	10	11	12
0057 FRANKFORT PCT 001	115	109	110	18	15	12	27	21	23	65	66	61
0058 FRANKFORT PCT 002	114	101	103	15	13	12	19	15	16	64	66	69
0059 FRANKFORT PCT 003	87	81	84	13	10	13	10	8	10	78	71	72
0060 FRANKFORT PCT 004	82	75	77	20	15	16	14	10	9	63	63	60
0061 FRANKFORT PCT 005	96	86	89	31	25	25	19	15	13	71	69	66
0062 FRANKFORT PCT 006	95	84	87	31	27	30	27	22	17	73	74	70
0063 FRANKFORT PCT 007	93	82	89	20	16	19	15	13	10	71	76	70
0064 FRANKFORT PCT 008	52	48	47	11	12	12	13	11	11	50	51	55
0065 FRANKFORT PCT 009	80	74	83	15	13	12	16	12	15	57	54	53
0066 FRANKFORT PCT 010	113	105	108	17	13	13	17	13	15	36	30	38
0067 FRANKFORT PCT 011	80	72	76	17	12	13	29	23	22	59	57	55
0068 FRANKFORT PCT 012	89	82	82	21	16	15	20	22	20	66	68	68
0069 FRANKFORT PCT 013	91	86	90	16	11	14	11	11	12	53	53	56
0070 FRANKFORT PCT 014	65	57	58	11	12	9	10	10	10	52	49	52
0071 FRANKFORT PCT 015	52	48	51	21	16	17	20	22	16	56	48	51
0072 FRANKFORT PCT 016	91	82	81	13	14	16	7	7	6	54	58	55
0073 FRANKFORT PCT 017	149	139	144	22	18	21	38	28	31	102	98	95
0074 FRANKFORT PCT 018	156	143	146	23	21	19	26	14	18	80	81	75
0075 FRANKFORT PCT 019	54	52	53	19	19	23	10	10	9	54	55	52
0076 FRANKFORT PCT 020	63	60	63	18	19	18	22	12	15	68	67	64
0077 FRANKFORT PCT 021	104	86	88	24	19	21	19	13	14	93	89	87
0078 FRANKFORT PCT 022	122	113	116	13	13	14	18	12	15	66	65	62
0079 FRANKFORT PCT 023	139	124	129	19	15	17	10	12	10	57	54	54
0080 FRANKFORT PCT 024	72	67	70	20	17	17	15	9	9	59	54	57
0081 FRANKFORT PCT 025	135	122	118	18	13	15	29	23	23	83	82	83
0082 FRANKFORT PCT 026	183	162	165	22	19	21	18	18	14	79	79	80
0083 FRANKFORT PCT 027	99	87	91	17	12	12	15	12	13	54	53	49
0084 FRANKFORT PCT 028	128	113	122	28	24	26	11	11	12	80	77	77
0085 FRANKFORT PCT 029	144	127	132	7	9	7	23	20	23	79	79	73
0086 GREEN GARDEN PCT 001	107	93	98	26	21	23	26	22	25	91	91	89
0087 GREEN GARDEN PCT 002	90	80	81	29	26	25	11	11	9	78	76	76
0106 JACKSON PCT 001	57	50	54	12	15	12	15	12	11	56	51	55
0107 JACKSON PCT 002	74	69	68	19	18	18	23	16	20	81	74	73
0169 MANHATTAN PCT 001	109	93	90	20	22	17	22	15	19	68	64	63
0170 MANHATTAN PCT 002	111	103	102	14	16	10	30	18	19	66	68	63
0171 MANHATTAN PCT 003	125	110	113	35	27	29	32	19	28	118	113	109
0172 MANHATTAN PCT 004	70	67	65	17	14	16	23	16	15	69	65	64
0182 NEW LENOX PCT 002	33	32	29	14	12	12	13	9	9	15	18	17
0187 NEW LENOX PCT 007	144	124	129	26	18	19	41	25	29	86	88	90
0188 NEW LENOX PCT 008	113	108	111	25	24	25	24	14	17	73	68	63
0192 NEW LENOX PCT 012	68	58	57	14	7	11	19	11	13	70	68	69
0193 NEW LENOX PCT 013	88	74	77	22	18	20	19	13	10	77	68	68
0194 NEW LENOX PCT 014	88	70	76	29	27	30	15	11	10	84	78	79
0195 NEW LENOX PCT 015	114	106	109	14	15	14	17	15	14	77	74	74
0197 NEW LENOX PCT 017	92	89	88	29	26	25	32	23	27	80	76	78
0198 NEW LENOX PCT 018	73	65	68	12	9	9	18	12	13	62	68	56
0199 NEW LENOX PCT 019	81	71	73	16	13	15	23	15	15	60	55	57
0200 NEW LENOX PCT 020	114	105	109	18	16	13	31	23	24	81	77	77

ALT DELEGATE - NATIONAL NOMINATING CONV
 2ND CONGRESSIONAL DISTRICT

Vote for not more than 3

	VOTES	PERCENT		VOTES	PERCENT
01 = Tim Bukowski	1,692	17.37			
02 = Isaac Hayes	1,437	14.75	07 = Todd E. Arseneau	382	3.92
03 = Miriam Shabo	1,430	14.68	08 = Michael Bossert	392	4.02
04 = Melanie Alejandre	364	3.74	09 = Kimberly A. Curlee	465	4.77
05 = Michael Neuliep	379	3.89	10 = George L. Pearson	1,427	14.65
06 = Michael Watson	419	4.30	11 = James Skutt	1,353	13.89

	01	02	03	04	05	06	07	08	09	10	11
0006 CRETE PCT 001	31	26	25	8	11	8	17	23	20	32	26
0007 CRETE PCT 002	43	34	32	10	10	16	10	9	14	27	30
0008 CRETE PCT 003	45	38	42	8	8	8	10	8	12	41	36
0009 CRETE PCT 004	93	78	78	5	8	10	11	17	25	62	60
0010 CRETE PCT 005	41	36	33	4	7	5	8	11	8	30	28
0011 CRETE PCT 006	94	74	78	20	19	20	17	27	24	92	79
0012 CRETE PCT 007	60	48	51	10	9	8	14	14	19	38	36
0013 CRETE PCT 008	76	68	71	14	17	19	10	7	14	59	50
0014 CRETE PCT 009	69	56	59	13	10	13	14	14	19	68	69
0015 CRETE PCT 010	61	50	50	11	10	9	12	15	25	50	48
0016 CRETE PCT 011	103	93	93	13	15	19	13	16	22	96	89
0017 CRETE PCT 012	76	71	79	21	19	22	17	18	28	76	74
0173 MONEE PCT 001	46	39	44	16	18	15	9	11	9	24	22
0174 MONEE PCT 002	17	13	16	4	2	4	6	6	6	12	12
0175 MONEE PCT 003	65	59	57	23	26	36	14	9	18	61	62
0176 MONEE PCT 004	96	79	78	23	17	19	13	20	19	79	77
0177 MONEE PCT 005	4	5	4	1	0	0	1	1	1	1	1
0178 MONEE PCT 006	3	2	2	0	2	2	1	2	2	2	2
0179 MONEE PCT 007	3	2	1	6	4	4	1	2	1	4	3
0180 MONEE PCT 008	44	35	35	22	20	21	13	16	16	67	66
0201 PEOTONE PCT 001	121	96	93	17	30	25	38	29	33	97	94
0202 PEOTONE PCT 002	128	113	107	29	26	32	27	20	25	81	79
0265 WASHINGTON PCT 001	92	73	67	16	15	30	30	27	26	60	52
0266 WASHINGTON PCT 002	64	59	54	17	12	16	16	18	18	78	76
0267 WASHINGTON PCT 003	76	58	59	21	21	25	19	17	22	76	70
0299 WILL PCT 001	86	85	74	22	28	18	20	17	22	70	72
0303 WILTON PCT 001	55	47	48	10	15	15	21	18	17	44	40

ALT DELEGATE - NATIONAL NOMINATING CONV
 3RD CONGRESSIONAL DISTRICT

Vote for not more than 3

	VOTES	PERCENT		VOTES	PERCENT
01 = Dan Dixon	3,430	17.79			
02 = George Offord	3,109	16.13	07 = Vivienne Porter	839	4.35
03 = Brian Reaves	3,158	16.38	08 = Julie Ann Craig	854	4.43
04 = Josh Marszalik	810	4.20	09 = Thomas Fuchsgruber	798	4.14
05 = David Marszalik	833	4.32	10 = Dean Mann	2,215	11.49
06 = John Ciesar	804	4.17	11 = Jacqueline Grabowski	2,427	12.59

	01	02	03	04	05	06	07	08	09	10	11
--	----	----	----	----	----	----	----	----	----	----	----

0050 DU PAGE PCT 032	33	32	29	7	7	11	6	8	4	14	16
0051 DU PAGE PCT 033	18	16	18	2	3	3	7	7	5	11	9
0053 DU PAGE PCT 035	16	15	15	5	5	6	0	1	2	5	5
0054 DU PAGE PCT 036	65	61	63	14	16	16	11	11	10	52	58
0055 DU PAGE PCT 037	48	41	46	16	19	12	12	14	18	44	52
0088 HOMER PCT 001	74	65	66	28	29	33	17	20	18	45	61
0089 HOMER PCT 002	140	135	125	35	35	33	50	46	39	89	85
0090 HOMER PCT 003	117	107	111	40	31	28	32	33	28	67	78
0091 HOMER PCT 004	188	170	175	28	32	34	46	49	42	101	114
0092 HOMER PCT 005	132	111	118	25	24	20	29	26	22	77	93
0093 HOMER PCT 006	132	119	118	24	25	26	35	44	34	67	81
0094 HOMER PCT 007	122	101	97	26	26	27	20	22	17	69	79
0095 HOMER PCT 008	136	113	125	21	26	20	24	26	22	74	76
0096 HOMER PCT 009	103	97	95	18	21	18	22	21	19	61	69
0097 HOMER PCT 010	107	98	101	25	20	25	24	26	26	75	80
0098 HOMER PCT 011	129	110	113	28	29	23	33	23	25	67	76
0099 HOMER PCT 012	165	150	157	30	27	27	25	30	36	94	100
0100 HOMER PCT 013	80	70	71	20	21	18	20	16	24	56	62
0101 HOMER PCT 014	141	127	131	33	32	30	33	34	34	84	95
0102 HOMER PCT 015	128	124	118	26	26	28	21	24	25	80	97
0103 HOMER PCT 016	107	99	94	17	18	18	30	27	23	45	55
0104 HOMER PCT 017	176	165	165	32	34	38	58	28	26	107	122
0105 HOMER PCT 018	77	67	72	26	28	26	21	22	17	45	47
0108 JOLIET PCT 001	32	30	28	9	10	15	7	10	8	40	39
0109 JOLIET PCT 002	50	50	50	14	14	9	14	16	19	42	45
0110 JOLIET PCT 003	34	27	29	8	10	7	13	14	13	38	37
0146 LOCKPORT PCT 002	40	45	41	13	15	17	8	9	13	41	41
0147 LOCKPORT PCT 003	45	46	46	4	3	8	18	14	14	36	35
0148 LOCKPORT PCT 004	35	28	29	13	14	17	3	7	13	40	45
0149 LOCKPORT PCT 005	70	61	64	23	28	25	25	23	21	59	58
0154 LOCKPORT PCT 010	61	58	59	12	14	10	17	16	12	45	59
0155 LOCKPORT PCT 011	47	44	46	28	28	27	22	25	21	36	36
0156 LOCKPORT PCT 012	72	68	70	12	15	14	21	18	21	58	60
0159 LOCKPORT PCT 015	36	34	38	9	9	10	5	8	6	13	14
0160 LOCKPORT PCT 016	79	71	71	22	18	18	19	22	22	51	52
0161 LOCKPORT PCT 017	102	94	97	28	24	28	29	32	35	66	69
0162 LOCKPORT PCT 018	66	55	54	23	28	21	16	18	17	56	59
0163 LOCKPORT PCT 019	95	89	96	16	18	15	13	21	14	55	58
0164 LOCKPORT PCT 020	0	0	0	0	0	0	0	0	0	0	0
0165 LOCKPORT PCT 021	41	38	38	15	17	11	12	23	11	35	39
0166 LOCKPORT PCT 022	53	45	46	14	16	13	13	13	15	41	40
0167 LOCKPORT PCT 023	31	28	29	17	15	15	6	5	6	28	26
0168 LOCKPORT PCT 024	7	5	4	4	3	4	2	2	1	6	5

ALT DELEGATE - NATIONAL NOMINATING CONV
 11TH CONGRESSIONAL DISTRICT

Vote for not more than 3

01 = Matthew M. Gombs	8,456	19.54		
02 = William M. 'Bill' Mayer	9,138	21.12	06 = Jason Schade	2,338 5.40
03 = Steven A. Quigley	8,873	20.51	07 = Brian J. Russell	3,499 8.09
04 = Aaron Criss	2,499	5.78	08 = Steve Orlando	3,238 7.48
05 = Paul Chrones	2,352	5.44	09 = Ruben Sanmiguel	2,879 6.65

	01	02	03	04	05	06	07	08	09
0019 DU PAGE PCT 001	124	131	132	24	19	21	27	29	25
0020 DU PAGE PCT 002	152	158	154	24	24	20	44	39	39
0021 DU PAGE PCT 003	168	177	170	29	27	28	31	30	30
0022 DU PAGE PCT 004	87	94	93	14	18	14	23	21	16
0023 DU PAGE PCT 005	85	90	85	15	14	12	21	19	18
0024 DU PAGE PCT 006	75	87	82	23	25	23	33	28	27
0025 DU PAGE PCT 007	161	164	162	23	22	23	38	33	33
0026 DU PAGE PCT 008	34	35	33	13	11	14	16	14	10
0027 DU PAGE PCT 009	47	47	51	12	14	11	15	17	13
0028 DU PAGE PCT 010	40	50	45	15	16	14	25	22	21
0029 DU PAGE PCT 011	52	66	60	14	10	8	26	23	20
0030 DU PAGE PCT 012	57	62	56	17	15	15	33	27	28
0031 DU PAGE PCT 013	37	46	44	14	12	13	19	18	12
0032 DU PAGE PCT 014	73	79	78	23	18	22	15	13	10
0033 DU PAGE PCT 015	63	68	65	18	13	13	18	13	14
0034 DU PAGE PCT 016	60	76	67	26	29	27	20	15	16
0035 DU PAGE PCT 017	55	62	57	17	17	16	21	21	19
0036 DU PAGE PCT 018	57	70	57	17	17	13	25	25	21
0037 DU PAGE PCT 019	45	48	44	26	24	25	18	19	15
0038 DU PAGE PCT 020	29	44	31	16	15	13	15	13	12
0039 DU PAGE PCT 021	47	52	51	23	21	19	24	25	22
0040 DU PAGE PCT 022	51	59	56	34	32	30	30	25	24
0041 DU PAGE PCT 023	32	40	38	7	8	5	13	16	13
0042 DU PAGE PCT 024	41	49	44	20	16	16	25	23	21
0043 DU PAGE PCT 025	46	60	48	28	25	25	20	17	17
0044 DU PAGE PCT 026	48	55	47	14	10	11	23	21	17
0045 DU PAGE PCT 027	30	39	30	10	15	11	16	14	12
0046 DU PAGE PCT 028	41	41	38	10	9	9	22	21	18
0047 DU PAGE PCT 029	48	59	50	11	9	7	11	8	6
0048 DU PAGE PCT 030	20	24	23	10	6	6	17	13	11
0049 DU PAGE PCT 031	59	72	62	7	6	9	15	17	16
0050 DU PAGE PCT 032	31	41	39	17	12	14	14	15	15
0051 DU PAGE PCT 033	33	45	48	15	14	14	30	27	25
0052 DU PAGE PCT 034	162	176	172	24	22	23	42	34	30
0054 DU PAGE PCT 036	0	0	0	0	0	0	0	0	0
0106 JACKSON PCT 001	17	20	17	18	19	16	10	9	10
0108 JOLIET PCT 001	0	0	0	2	1	1	0	0	0
0109 JOLIET PCT 002	1	0	0	0	0	0	0	0	0
0111 JOLIET PCT 004	36	38	38	24	23	23	28	27	23
0112 JOLIET PCT 005	5	5	6	2	3	1	1	2	1
0113 JOLIET PCT 006	0	0	0	3	3	2	0	0	0
0114 JOLIET PCT 007	8	8	7	4	6	5	14	14	14
0115 JOLIET PCT 008	41	43	50	15	13	15	16	15	12
0116 JOLIET PCT 009	19	24	18	20	20	18	11	10	10
0117 JOLIET PCT 010	55	54	56	22	25	23	17	18	16
0118 JOLIET PCT 011	31	35	37	16	15	20	24	21	15
0119 JOLIET PCT 012	19	19	24	6	8	7	7	10	7
0120 JOLIET PCT 013	6	4	5	2	1	1	2	1	1
0121 JOLIET PCT 014	6	5	6	0	0	0	1	1	1
0122 JOLIET PCT 015	19	22	22	10	10	9	12	9	10
0123 JOLIET PCT 016	10	13	12	8	8	7	9	11	10

ALT DELEGATE - NATIONAL NOMINATING CONV
 11TH CONGRESSIONAL DISTRICT

Vote for not more than 3

	VOTES	PERCENT		VOTES	PERCENT
01 = Matthew M. Gambs	8,456	19.54			
02 = William M. 'Bill' Mayer	9,138	21.12	06 = Jason Schade	2,338	5.40
03 = Steven A. Quigley	8,873	20.51	07 = Brian J. Russell	3,499	8.09
04 = Aaron Criss	2,499	5.78	08 = Steve Orlando	3,238	7.48
05 = Paul Chrones	2,352	5.44	09 = Ruben Sanmiguel	2,879	6.65

(CONTINUED FROM PREVIOUS PAGE)

	01	02	03	04	05	06	07	08	09
0124 JOLIET PCT 017	78	83	79	20	21	20	35	30	28
0125 JOLIET PCT 018	93	112	108	28	28	25	47	37	33
0126 JOLIET PCT 019	56	64	59	24	22	21	23	18	17
0127 JOLIET PCT 020	51	57	55	13	11	14	21	19	16
0128 JOLIET PCT 021	85	87	85	28	26	25	33	31	25
0129 JOLIET PCT 022	54	55	56	13	14	12	21	21	19
0130 JOLIET PCT 023	20	19	20	13	10	11	17	17	18
0131 JOLIET PCT 024	25	22	26	4	4	3	12	8	9
0132 JOLIET PCT 025	59	71	63	15	15	14	30	30	26
0133 JOLIET PCT 026	20	21	23	18	20	20	9	9	10
0134 JOLIET PCT 027	7	6	7	6	7	7	2	2	2
0135 JOLIET PCT 028	2	3	3	0	1	0	0	1	0
0136 JOLIET PCT 029	12	13	15	4	4	6	12	13	11
0137 JOLIET PCT 030	32	39	38	17	18	16	15	15	15
0138 JOLIET PCT 031	34	35	35	20	24	21	32	28	25
0139 JOLIET PCT 032	3	2	2	1	1	2	5	5	5
0140 JOLIET PCT 033	21	22	29	14	15	14	22	28	21
0141 JOLIET PCT 034	18	16	17	5	4	6	12	9	10
0142 JOLIET PCT 035	31	36	37	11	10	10	17	13	14
0143 JOLIET PCT 036	16	14	16	3	4	6	9	10	6
0144 JOLIET PCT 037	37	37	32	9	9	8	11	8	8
0145 LOCKPORT PCT 001	296	314	307	33	39	35	104	98	101
0150 LOCKPORT PCT 006	33	34	34	19	17	15	9	10	10
0151 LOCKPORT PCT 007	28	28	34	13	12	11	12	11	9
0152 LOCKPORT PCT 008	17	20	20	7	6	8	12	8	9
0153 LOCKPORT PCT 009	210	213	209	41	37	42	62	55	46
0157 LOCKPORT PCT 013	320	333	329	50	55	53	99	98	82
0158 LOCKPORT PCT 014	85	88	81	20	17	18	31	34	29
0164 LOCKPORT PCT 020	57	63	57	32	27	23	29	33	20
0181 NEW LENOX PCT 001	51	50	55	21	21	18	25	18	15
0182 NEW LENOX PCT 002	64	79	69	20	16	21	25	19	19
0183 NEW LENOX PCT 003	57	59	57	14	15	19	32	30	24
0184 NEW LENOX PCT 004	85	88	91	35	34	34	50	44	40
0185 NEW LENOX PCT 005	93	103	99	41	37	38	42	40	37
0186 NEW LENOX PCT 006	117	114	113	34	35	30	48	47	41
0189 NEW LENOX PCT 009	91	105	93	19	24	19	39	37	36
0190 NEW LENOX PCT 010	154	157	152	25	20	21	55	47	39
0191 NEW LENOX PCT 011	94	100	100	34	37	36	37	34	31
0196 NEW LENOX PCT 016	106	115	105	38	34	30	47	47	44
0198 NEW LENOX PCT 018	0	0	0	0	0	0	0	0	0
0206 PLAINFIELD PCT 004	21	22	23	6	7	6	7	6	6
0207 PLAINFIELD PCT 005	66	74	71	22	20	24	26	27	22
0208 PLAINFIELD PCT 006	51	54	54	11	16	14	23	20	22
0209 PLAINFIELD PCT 007	36	39	37	13	13	19	13	14	15
0212 PLAINFIELD PCT 010	48	51	52	10	9	8	22	23	25
0213 PLAINFIELD PCT 011	14	18	15	6	6	7	6	6	5
0214 PLAINFIELD PCT 012	38	40	39	13	14	10	19	18	16
0215 PLAINFIELD PCT 013	93	95	93	32	25	30	42	38	29
0216 PLAINFIELD PCT 014	74	82	84	38	39	36	28	26	25
0217 PLAINFIELD PCT 015	79	83	84	29	24	23	38	33	28
0218 PLAINFIELD PCT 016	86	95	92	28	25	32	38	37	26

ALT DELEGATE - NATIONAL NOMINATING CONV
 11TH CONGRESSIONAL DISTRICT

Vote for not more than 3

	VOTES	PERCENT		VOTES	PERCENT
01 = Matthew M. Gambs	8,456	19.54			
02 = William M. 'Bill' Mayer	9,138	21.12	06 = Jason Schade	2,338	5.40
03 = Steven A. Quigley	8,873	20.51	07 = Brian J. Russell	3,499	8.09
04 = Aaron Criss	2,499	5.78	08 = Steve Orlando	3,238	7.48
05 = Paul Chrones	2,352	5.44	09 = Ruben Sanmiguel	2,879	6.65

(CONTINUED FROM PREVIOUS PAGE)

	01	02	03	04	05	06	07	08	09
0219 PLAINFIELD PCT 017	52	57	56	18	15	18	16	12	10
0220 PLAINFIELD PCT 018	49	45	46	15	13	15	17	18	15
0221 PLAINFIELD PCT 019	37	36	36	10	11	12	17	15	14
0222 PLAINFIELD PCT 020	64	66	63	21	14	17	34	27	22
0223 PLAINFIELD PCT 021	80	94	90	25	26	25	44	39	34
0224 PLAINFIELD PCT 022	53	56	53	24	19	22	21	21	17
0225 PLAINFIELD PCT 023	41	46	44	24	25	25	21	20	15
0226 PLAINFIELD PCT 024	97	107	103	23	20	21	42	38	31
0227 PLAINFIELD PCT 025	34	36	40	16	14	19	22	23	19
0228 PLAINFIELD PCT 026	25	24	29	14	12	13	11	11	8
0229 PLAINFIELD PCT 027	32	33	34	25	19	17	25	25	15
0230 PLAINFIELD PCT 028	58	66	64	26	21	21	22	20	18
0231 PLAINFIELD PCT 029	57	60	65	21	17	18	19	17	17
0232 PLAINFIELD PCT 030	79	79	78	13	14	17	37	35	31
0233 PLAINFIELD PCT 031	60	69	66	29	27	28	31	27	27
0234 PLAINFIELD PCT 032	42	43	43	23	17	18	24	18	18
0235 PLAINFIELD PCT 033	59	69	65	15	11	12	36	29	30
0236 PLAINFIELD PCT 034	33	37	38	10	11	14	16	16	20
0237 PLAINFIELD PCT 035	30	37	35	17	14	15	21	17	17
0238 PLAINFIELD PCT 036	54	60	57	22	20	21	26	29	23
0242 TROY PCT 001	33	34	32	17	12	14	18	15	19
0243 TROY PCT 002	32	35	31	15	7	10	21	14	14
0244 TROY PCT 003	37	42	46	16	18	14	24	33	21
0245 TROY PCT 004	66	69	66	19	15	17	27	24	16
0246 TROY PCT 005	75	75	74	22	20	17	27	26	26
0247 TROY PCT 006	39	43	42	6	6	6	23	29	22
0248 TROY PCT 007	80	85	82	18	16	15	27	19	15
0249 TROY PCT 008	84	86	90	21	19	16	26	29	21
0250 TROY PCT 009	100	102	107	20	22	21	56	47	43
0251 TROY PCT 010	118	125	126	26	29	24	49	50	40
0252 TROY PCT 011	201	220	214	27	25	28	58	61	50
0253 TROY PCT 012	84	94	89	11	12	10	36	35	30
0254 TROY PCT 013	1	1	1	0	0	0	0	0	0
0255 TROY PCT 014	10	9	10	6	3	3	4	4	4
0256 TROY PCT 015	77	81	76	18	16	16	36	28	26
0257 TROY PCT 016	80	89	85	25	27	27	35	31	32
0258 TROY PCT 017	18	17	16	8	7	9	9	6	7
0259 TROY PCT 018	33	37	42	17	16	15	18	19	17
0260 TROY PCT 019	28	29	28	9	9	10	11	13	9
0264 TROY PCT 023	97	97	93	22	19	22	41	35	33
0272 WHEATLAND PCT 004	84	83	75	12	9	7	20	17	18
0273 WHEATLAND PCT 005	115	119	118	19	17	16	25	24	23
0287 WHEATLAND PCT 019	77	85	85	8	7	6	33	25	26
0290 WHEATLAND PCT 022	45	50	50	12	10	12	19	16	13
0294 WHEATLAND PCT 026	1	2	1	1	1	1	0	0	0
0295 WHEATLAND PCT 027	24	23	25	1	1	1	12	8	8

ALT DELEGATE - NATIONAL NOMINATING CONV
 14TH CONGRESSIONAL DISTRICT

Vote for not more than 3

	VOTES	PERCENT		VOTES	PERCENT
01 = Brian Sager	3,720	18.26	07 = Steve Bishop	602	2.95
02 = Mark Shepherd	3,730	18.30	08 = Douglas A. "Doug" Booth	536	2.63
03 = Daniel Venturi	3,516	17.25	09 = Mike Shorten	501	2.46
04 = Dan O'Brien	695	3.41	10 = Charles G. Bacon	1,896	9.30
05 = Rob Plerucci	585	2.87	11 = Terry Hunt	1,940	9.52
06 = Calvin Kunke1	562	2.76	12 = Nancy Weber	2,094	10.28

	01	02	03	04	05	06	07	08	09	10	11	12
0203 PLAINFIELD PCT 001	58	60	50	11	7	5	16	11	10	39	43	48
0204 PLAINFIELD PCT 002	46	53	47	9	9	9	13	13	12	37	37	39
0205 PLAINFIELD PCT 003	103	102	99	23	19	21	15	11	9	50	48	58
0210 PLAINFIELD PCT 008	74	76	67	18	13	10	15	13	10	61	58	65
0211 PLAINFIELD PCT 009	102	98	89	14	10	11	18	18	16	68	68	70
0212 PLAINFIELD PCT 010	43	40	36	13	14	12	9	10	8	31	33	33
0215 PLAINFIELD PCT 013	3	3	2	4	4	4	2	3	2	4	4	5
0254 TROY PCT 013	120	115	112	24	18	19	23	22	19	81	81	88
0255 TROY PCT 014	99	99	95	19	17	16	17	17	14	37	39	46
0256 TROY PCT 015	25	23	24	9	9	9	7	5	5	30	35	32
0258 TROY PCT 017	83	79	74	18	17	19	22	22	19	58	55	62
0261 TROY PCT 020	89	90	91	27	27	22	21	19	20	69	69	77
0262 TROY PCT 021	56	63	57	23	17	18	22	21	16	50	51	59
0263 TROY PCT 022	54	54	56	14	13	11	13	12	11	49	49	45
0269 WHEATLAND PCT 001	65	68	59	14	10	10	9	9	7	64	66	71
0270 WHEATLAND PCT 002	120	123	114	9	8	9	12	9	10	52	51	58
0271 WHEATLAND PCT 003	141	137	134	10	8	6	14	13	14	27	29	31
0274 WHEATLAND PCT 006	134	131	124	31	26	23	32	20	24	72	72	74
0275 WHEATLAND PCT 007	133	135	124	21	17	18	14	12	15	60	60	66
0276 WHEATLAND PCT 008	116	119	109	19	17	15	17	16	14	62	67	69
0277 WHEATLAND PCT 009	146	136	126	49	36	35	19	20	21	75	79	87
0278 WHEATLAND PCT 010	128	129	126	17	14	16	17	14	12	43	45	50
0279 WHEATLAND PCT 011	63	62	57	11	9	8	7	7	9	27	29	28
0280 WHEATLAND PCT 012	90	88	84	10	8	8	10	9	9	48	50	52
0281 WHEATLAND PCT 013	80	80	74	16	15	13	20	17	15	55	60	62
0282 WHEATLAND PCT 014	144	144	146	19	18	15	15	15	12	45	47	50
0283 WHEATLAND PCT 015	81	77	78	16	16	16	13	11	9	27	28	34
0284 WHEATLAND PCT 016	133	132	128	21	16	17	17	16	12	65	68	70
0285 WHEATLAND PCT 017	123	121	110	17	16	16	15	10	11	32	33	37
0286 WHEATLAND PCT 018	140	140	136	13	13	11	8	10	12	52	57	64
0288 WHEATLAND PCT 020	134	133	130	19	19	17	11	6	8	29	27	26
0289 WHEATLAND PCT 021	78	81	78	3	5	5	14	16	13	34	36	34
0290 WHEATLAND PCT 022	0	0	0	0	0	0	0	0	0	0	0	0
0291 WHEATLAND PCT 023	66	67	61	14	10	9	15	13	12	30	32	35
0292 WHEATLAND PCT 024	89	91	89	17	15	11	18	14	11	36	41	43
0293 WHEATLAND PCT 025	97	98	97	17	9	10	22	20	16	55	49	57
0294 WHEATLAND PCT 026	169	170	152	27	24	24	18	16	18	64	66	71
0295 WHEATLAND PCT 027	25	24	23	5	2	3	6	4	4	10	10	9
0296 WHEATLAND PCT 028	98	99	90	18	15	16	10	9	10	47	45	54
0297 WHEATLAND PCT 029	88	103	89	28	25	25	23	21	22	60	58	63
0298 WHEATLAND PCT 030	84	87	79	28	20	20	13	12	10	61	65	72

For City of Aurora details
 refer to that section of this book.

ALT DELEGATE - NATIONAL NOMINATING CONV
 16TH CONGRESSIONAL DISTRICT

Vote for not more than 3

	VOTES	PERCENT		VOTES	PERCENT
01 = Barbara Frobish	907	13.68	07 = Peggy Klopfenstein	237	3.57
02 = Susan J. Thornton	953	14.37	08 = Luther Landon	217	3.27
03 = Gregory L. Witzleb, Sr.	877	13.23	09 = Jason C. Leviskas	217	3.27
04 = Darrell Lake	230	3.47	10 = Phil Peterson	854	12.88
05 = Ryan Michie	216	3.26	11 = Bill Cross	856	12.91
06 = Diane Kennicker	238	3.59	12 = Barbara Offill	829	12.50

	01	02	03	04	05	06	07	08	09	10	11	12
0001 CHANNAHON PCT 001	71	71	73	19	16	18	18	20	20	66	68	64
0002 CHANNAHON PCT 002	113	121	110	27	27	32	18	18	15	82	85	79
0003 CHANNAHON PCT 003	95	102	93	21	19	23	38	34	38	64	65	67
0004 CHANNAHON PCT 004	73	75	70	16	17	16	21	21	21	62	59	56
0005 CHANNAHON PCT 005	57	54	51	17	16	19	12	10	13	50	46	47
0018 CUSTER PCT 001	60	66	58	12	10	11	15	13	14	60	63	66
0056 FLORENCE PCT 001	28	27	28	8	6	7	2	1	2	22	21	22
0239 REED PCT 001	50	55	54	17	13	17	14	12	10	79	76	69
0240 REED PCT 002	63	74	62	12	15	15	18	15	16	75	76	70
0241 REED PCT 003	44	44	43	14	13	15	10	10	9	80	76	77
0268 WESLEY PCT 001	81	75	72	17	17	17	21	20	19	57	56	51
0300 WILMINGTON PCT 001	39	43	35	21	16	18	15	14	13	45	43	42
0301 WILMINGTON PCT 002	59	68	55	15	15	14	20	15	15	55	61	59
0302 WILMINGTON PCT 003	74	78	73	14	16	16	15	14	12	57	61	60



Nancy Schultz Voots

W I L L C O U N T Y C L E R K



Republican Party

LEGISLATIVE SUMMARY

**(15th, 17th, 19th, 21st, 38th, 40th, 41st,
42nd, 43rd & 49th DISTRICTS)**

STATE SENATOR 15TH LEGISLATIVE DISTRICT
Vote for not more than 1
01 = No Candidate Filed

VOTES PERCENT

0

01

0006 CRETE PCT 001	0
0007 CRETE PCT 002	0
0008 CRETE PCT 003	0
0009 CRETE PCT 004	0
0010 CRETE PCT 005	0
0011 CRETE PCT 006	0
0013 CRETE PCT 008	0
0014 CRETE PCT 009	0
0015 CRETE PCT 010	0
0016 CRETE PCT 011	0
0175 MONEE PCT 003	0
0176 MONEE PCT 004	0
0180 MONEE PCT 008	0

Total Republican Ballots Cast for
15th Legislative District
1,664

VOTES PERCENT

STATE SENATOR 17TH LEGISLATIVE DISTRICT

Vote for not more than 1


01 = No Candidate Filed

0

01

0011 CRETE PCT 006 0
0012 CRETE PCT 007 0
0016 CRETE PCT 011 0
0017 CRETE PCT 012 0
0265 WASHINGTON PCT 001 0
0266 WASHINGTON PCT 002 0
0267 WASHINGTON PCT 003 0
0299 WILL PCT 001 0

Total Republican Ballots Cast for
17th Legislative District
1,341



VOTES PERCENT

STATE SENATOR 19TH LEGISLATIVE DISTRICT

Vote for not more than 1

01 = No Candidate Filed

0

	-----	01

0057 FRANKFORT PCT 001		0
0058 FRANKFORT PCT 002		0
0059 FRANKFORT PCT 003		0
0060 FRANKFORT PCT 004		0
0061 FRANKFORT PCT 005		0
0062 FRANKFORT PCT 006		0
0063 FRANKFORT PCT 007		0
0064 FRANKFORT PCT 008		0
0065 FRANKFORT PCT 009		0
0066 FRANKFORT PCT 010		0
0067 FRANKFORT PCT 011		0
0068 FRANKFORT PCT 012		0
0069 FRANKFORT PCT 013		0
0070 FRANKFORT PCT 014		0
0071 FRANKFORT PCT 015		0
0072 FRANKFORT PCT 016		0
0073 FRANKFORT PCT 017		0
0074 FRANKFORT PCT 018		0
0075 FRANKFORT PCT 019		0
0076 FRANKFORT PCT 020		0
0077 FRANKFORT PCT 021		0
0078 FRANKFORT PCT 022		0
0079 FRANKFORT PCT 023		0
0080 FRANKFORT PCT 024		0
0100 HOMER PCT 013		0
0101 HOMER PCT 014		0
0102 HOMER PCT 015		0
0103 HOMER PCT 016		0
0105 HOMER PCT 018		0
0181 NEW LENOX PCT 001		0
0182 NEW LENOX PCT 002		0
0183 NEW LENOX PCT 003		0
0184 NEW LENOX PCT 004		0
0185 NEW LENOX PCT 005		0
0186 NEW LENOX PCT 006		0
0187 NEW LENOX PCT 007		0
0188 NEW LENOX PCT 008		0
0189 NEW LENOX PCT 009		0
0190 NEW LENOX PCT 010		0
0191 NEW LENOX PCT 011		0
0192 NEW LENOX PCT 012		0
0193 NEW LENOX PCT 013		0
0194 NEW LENOX PCT 014		0
0195 NEW LENOX PCT 015		0
0196 NEW LENOX PCT 016		0
0197 NEW LENOX PCT 017		0
0199 NEW LENOX PCT 019		0

Total Republican Ballots Cast for
19th Legislative District
10,272

VOTES PERCENT

STATE SENATOR 21ST LEGISLATIVE DISTRICT

Vote for not more than 1
01 = Michael G. Connelly

3,039 100.00

01

0019 DU PAGE PCT 001	164
0020 DU PAGE PCT 002	193
0025 DU PAGE PCT 007	165
0273 WHEATLAND PCT 005	167
0274 WHEATLAND PCT 006	251
0275 WHEATLAND PCT 007	214
0276 WHEATLAND PCT 008	212
0277 WHEATLAND PCT 009	258
0278 WHEATLAND PCT 010	194
0280 WHEATLAND PCT 012	77
0281 WHEATLAND PCT 013	151
0282 WHEATLAND PCT 014	215
0283 WHEATLAND PCT 015	136
0284 WHEATLAND PCT 016	24
0285 WHEATLAND PCT 017	177
0286 WHEATLAND PCT 018	215
0288 WHEATLAND PCT 020	176
0289 WHEATLAND PCT 021	50

Total Republican Ballots Cast for
21st Legislative District
3,775

VOTES PERCENT


STATE SENATOR 38TH LEGISLATIVE DISTRICT
Vote for not more than 1
01 = Sue Rezin

1,699 100.00

01

0001 CHANNAHON PCT 001	188
0002 CHANNAHON PCT 002	238
0005 CHANNAHON PCT 005	11
0018 CUSTER PCT 001	149
0056 FLORENCE PCT 001	9
0239 REED PCT 001	163
0240 REED PCT 002	179
0241 REED PCT 003	147
0268 WESLEY PCT 001	175
0300 WILMINGTON PCT 001	123
0301 WILMINGTON PCT 002	150
0302 WILMINGTON PCT 003	167

Total Republican Ballots Cast for
38th Legislative District
1,935



VOTES PERCENT

STATE SENATOR 40TH LEGISLATIVE DISTRICT

Vote for not more than 1

01 = No Candidate Filed

0

	01	

0006 CRETE PCT 001	0	
0056 FLORENCE PCT 001	0	
0073 FRANKFORT PCT 017	0	
0079 FRANKFORT PCT 023	0	
0081 FRANKFORT PCT 025	0	
0082 FRANKFORT PCT 026	0	
0083 FRANKFORT PCT 027	0	
0084 FRANKFORT PCT 028	0	
0085 FRANKFORT PCT 029	0	
0086 GREEN GARDEN PCT 001	0	
0087 GREEN GARDEN PCT 002	0	
0169 MANHATTAN PCT 001	0	
0170 MANHATTAN PCT 002	0	
0171 MANHATTAN PCT 003	0	
0172 MANHATTAN PCT 004	0	
0173 MONEE PCT 001	0	
0174 MONEE PCT 002	0	
0177 MONEE PCT 005	0	
0178 MONEE PCT 006	0	
0179 MONEE PCT 007	0	
0196 NEW LENOX PCT 016	0	
0197 NEW LENOX PCT 017	0	
0198 NEW LENOX PCT 018	0	
0199 NEW LENOX PCT 019	0	
0200 NEW LENOX PCT 020	0	
0201 PEOTONE PCT 001	0	
0202 PEOTONE PCT 002	0	
0265 WASHINGTON PCT 001	0	
0299 WILL PCT 001	0	
0303 WILTON PCT 001	0	

Total Republican Ballots Cast for
 40th Legislative District
 4,830

STATE SENATOR 41ST LEGISLATIVE DISTRICT

Vote for not more than 1

01 = Christine Radogno

02 = WRITE-IN

VOTES PERCENT

3,663 98.81
 44 1.19

	01	02
0021 DU PAGE PCT 003	221	4
0022 DU PAGE PCT 004	64	2
0025 DU PAGE PCT 007	46	0
0088 HOMER PCT 001	170	4
0089 HOMER PCT 002	309	1
0090 HOMER PCT 003	244	0
0091 HOMER PCT 004	350	2
0092 HOMER PCT 005	244	3
0093 HOMER PCT 006	265	5
0094 HOMER PCT 007	219	4
0095 HOMER PCT 008	240	3
0096 HOMER PCT 009	201	2
0097 HOMER PCT 010	195	1
0098 HOMER PCT 011	254	0
0099 HOMER PCT 012	290	9
0104 HOMER PCT 017	351	4

Total Republican Ballots Cast for
 41st Legislative District
 4,364

STATE SENATOR 42ND LEGISLATIVE DISTRICT
Vote for not more than 1
01 = Peter Hurtado

VOTES PERCENT

585 100.00

01

0269 WHEATLAND PCT 001 6
0270 WHEATLAND PCT 002 169
0271 WHEATLAND PCT 003 177
0272 WHEATLAND PCT 004 104
0279 WHEATLAND PCT 011 58
0280 WHEATLAND PCT 012 71

**For City of Aurora details
refer to that section of this book.**

Total Republican Ballots Cast for
42nd Legislative District
1,204

STATE SENATOR 43RD LEGISLATIVE DISTRICT
 Vote for not more than 1
 01 = Sandy Johnson

VOTES PERCENT
 7,518 100.00

	-----	01

0003 CHANNAHON PCT 003		203
0004 CHANNAHON PCT 004		150
0005 CHANNAHON PCT 005		121
0022 DU PAGE PCT 004		65
0023 DU PAGE PCT 005		122
0024 DU PAGE PCT 006		139
0026 DU PAGE PCT 008		66
0028 DU PAGE PCT 010		75
0029 DU PAGE PCT 011		85
0030 DU PAGE PCT 012		112
0031 DU PAGE PCT 013		68
0035 DU PAGE PCT 017		96
0036 DU PAGE PCT 018		101
0037 DU PAGE PCT 019		97
0038 DU PAGE PCT 020		62
0039 DU PAGE PCT 021		87
0040 DU PAGE PCT 022		116
0043 DU PAGE PCT 025		102
0044 DU PAGE PCT 026		94
0045 DU PAGE PCT 027		57
0046 DU PAGE PCT 028		68
0048 DU PAGE PCT 030		53
0050 DU PAGE PCT 032		122
0051 DU PAGE PCT 033		115
0054 DU PAGE PCT 036		83
0055 DU PAGE PCT 037		118
0106 JACKSON PCT 001		173
0107 JACKSON PCT 002		181
0110 JOLIET PCT 003		82
0111 JOLIET PCT 004		86
0112 JOLIET PCT 005		11
0113 JOLIET PCT 006		5
0114 JOLIET PCT 007		26
0117 JOLIET PCT 010		89
0118 JOLIET PCT 011		64
0119 JOLIET PCT 012		39
0120 JOLIET PCT 013		6
0121 JOLIET PCT 014		8
0122 JOLIET PCT 015		43
0123 JOLIET PCT 016		30
0124 JOLIET PCT 017		135
0125 JOLIET PCT 018		157
0126 JOLIET PCT 019		90
0127 JOLIET PCT 020		84
0128 JOLIET PCT 021		141
0129 JOLIET PCT 022		71
0130 JOLIET PCT 023		52
0131 JOLIET PCT 024		34
0132 JOLIET PCT 025		96
0133 JOLIET PCT 026		40
0134 JOLIET PCT 027		12
0135 JOLIET PCT 028		4
0136 JOLIET PCT 029		35
0137 JOLIET PCT 030		68
0138 JOLIET PCT 031		75
0139 JOLIET PCT 032		4

Total Republican Ballots Cast for
 43rd Legislative District
 9,926

VOTES PERCENT

STATE SENATOR 43RD LEGISLATIVE DISTRICT
 Vote for not more than 1
 01 = Sandy Johnson

7,518 100.00

(CONTINUED FROM PREVIOUS PAGE) 01

0140 JOLIET PCT 033	63
0141 JOLIET PCT 034	37
0142 JOLIET PCT 035	61
0143 JOLIET PCT 036	23
0144 JOLIET PCT 037	54
0146 LOCKPORT PCT 002	107
0147 LOCKPORT PCT 003	105
0148 LOCKPORT PCT 004	80
0149 LOCKPORT PCT 005	158
0154 LOCKPORT PCT 010	122
0155 LOCKPORT PCT 011	114
0156 LOCKPORT PCT 012	155
0159 LOCKPORT PCT 015	67
0160 LOCKPORT PCT 016	161
0161 LOCKPORT PCT 017	182
0162 LOCKPORT PCT 018	147
0163 LOCKPORT PCT 019	163
0165 LOCKPORT PCT 021	103
0166 LOCKPORT PCT 022	103
0167 LOCKPORT PCT 023	66
0168 LOCKPORT PCT 024	18
0250 TROY PCT 009	86
0252 TROY PCT 011	262
0253 TROY PCT 012	145
0257 TROY PCT 016	135
0259 TROY PCT 018	80
0260 TROY PCT 019	53
0264 TROY PCT 023	150

	VOTES	PERCENT		VOTES	PERCENT
STATE SENATOR 49TH LEGISLATIVE DISTRICT					
Vote for not more than 1					
01 = Brian J. Smith	1,907	14.40	03 = Garrett M. Peck	6,895	52.07
02 = Gary M. Fitzgerald	3,700	27.94	04 = J. Anthony "Tony" Giles	740	5.59

	01	02	03	04
0027 DU PAGE PCT 009	10	35	35	7
0032 DU PAGE PCT 014	27	49	48	7
0033 DU PAGE PCT 015	24	35	45	7
0034 DU PAGE PCT 016	16	51	63	6
0041 DU PAGE PCT 023	8	26	29	4
0042 DU PAGE PCT 024	15	32	47	7
0047 DU PAGE PCT 029	15	25	36	9
0049 DU PAGE PCT 031	30	26	44	22
0052 DU PAGE PCT 034	34	60	178	8
0053 DU PAGE PCT 035	6	8	6	4
0054 DU PAGE PCT 036	19	16	23	3
0108 JOLIET PCT 001	9	39	32	6
0109 JOLIET PCT 002	21	41	54	7
0115 JOLIET PCT 008	15	29	38	5
0116 JOLIET PCT 009	7	25	21	7
0145 LOCKPORT PCT 001	70	108	356	20
0150 LOCKPORT PCT 006	14	23	34	8
0151 LOCKPORT PCT 007	11	28	33	3
0152 LOCKPORT PCT 008	9	20	15	2
0153 LOCKPORT PCT 009	63	109	151	18
0157 LOCKPORT PCT 013	59	143	318	30
0158 LOCKPORT PCT 014	25	27	106	19
0164 LOCKPORT PCT 020	19	57	80	2
0203 PLAINFIELD PCT 001	24	16	104	1
0204 PLAINFIELD PCT 002	23	18	78	6
0205 PLAINFIELD PCT 003	23	49	117	7
0206 PLAINFIELD PCT 004	6	11	18	2
0207 PLAINFIELD PCT 005	22	28	82	7
0208 PLAINFIELD PCT 006	8	33	59	4
0209 PLAINFIELD PCT 007	12	21	42	7
0210 PLAINFIELD PCT 008	25	28	126	4
0211 PLAINFIELD PCT 009	16	45	148	3
0212 PLAINFIELD PCT 010	28	57	126	0
0213 PLAINFIELD PCT 011	5	6	19	1
0214 PLAINFIELD PCT 012	13	23	46	7
0215 PLAINFIELD PCT 013	22	36	140	13
0216 PLAINFIELD PCT 014	22	46	104	8
0217 PLAINFIELD PCT 015	19	42	111	5
0218 PLAINFIELD PCT 016	27	44	105	18
0219 PLAINFIELD PCT 017	14	28	54	6
0220 PLAINFIELD PCT 018	13	17	61	6
0221 PLAINFIELD PCT 019	9	20	45	7
0222 PLAINFIELD PCT 020	11	25	77	9
0223 PLAINFIELD PCT 021	17	38	126	6
0224 PLAINFIELD PCT 022	24	27	65	11
0225 PLAINFIELD PCT 023	14	28	61	2
0226 PLAINFIELD PCT 024	23	41	116	9
0227 PLAINFIELD PCT 025	13	20	52	5
0228 PLAINFIELD PCT 026	13	16	31	4
0229 PLAINFIELD PCT 027	18	23	46	8
0230 PLAINFIELD PCT 028	16	36	72	6
0231 PLAINFIELD PCT 029	16	24	67	7
0232 PLAINFIELD PCT 030	16	44	87	8
0233 PLAINFIELD PCT 031	17	45	71	4
0234 PLAINFIELD PCT 032	8	22	63	6

**For City of Aurora details
 refer to that section of this book.**

Total Republican Ballots Cast for
 49th Legislative District
 14,278

	VOTES	PERCENT		VOTES	PERCENT
STATE SENATOR 49TH LEGISLATIVE DISTRICT					
Vote for not more than 1					
01 = Brian J. Smith	1,907	14.40	03 = Garrett M. Peck	6,895	52.07
02 = Gary M. Fitzgerald	3,700	27.94	04 = J. Anthony "Tony" Giles	740	5.59

(CONTINUED FROM PREVIOUS PAGE)

	01	02	03	04
0235 PLAINFIELD PCT 033	12	30	79	10
0236 PLAINFIELD PCT 034	20	18	39	6
0237 PLAINFIELD PCT 035	16	20	53	7
0238 PLAINFIELD PCT 036	14	24	88	6
0242 TROY PCT 001	13	29	39	7
0243 TROY PCT 002	12	20	41	5
0244 TROY PCT 003	10	17	71	2
0245 TROY PCT 004	17	39	65	20
0246 TROY PCT 005	20	43	70	7
0247 TROY PCT 006	20	23	46	7
0248 TROY PCT 007	18	65	64	5
0249 TROY PCT 008	16	63	83	6
0250 TROY PCT 009	12	26	51	16
0251 TROY PCT 010	30	114	96	6
0254 TROY PCT 013	24	114	104	13
0255 TROY PCT 014	11	135	68	6
0256 TROY PCT 015	24	110	94	11
0258 TROY PCT 017	14	156	78	9
0261 TROY PCT 020	24	84	101	11
0262 TROY PCT 021	17	69	69	6
0263 TROY PCT 022	8	56	67	6
0269 WHEATLAND PCT 001	29	31	88	11
0279 WHEATLAND PCT 011	9	14	22	2
0281 WHEATLAND PCT 013	0	1	1	0
0284 WHEATLAND PCT 016	34	42	126	12
0287 WHEATLAND PCT 019	32	36	55	3
0289 WHEATLAND PCT 021	9	16	53	8
0290 WHEATLAND PCT 022	26	33	31	3
0291 WHEATLAND PCT 023	20	33	59	21
0292 WHEATLAND PCT 024	27	58	63	22
0293 WHEATLAND PCT 025	58	28	109	10
0294 WHEATLAND PCT 026	57	72	158	13
0295 WHEATLAND PCT 027	15	21	37	5
0296 WHEATLAND PCT 028	65	36	72	25
0297 WHEATLAND PCT 029	67	24	119	18
0298 WHEATLAND PCT 030	44	31	125	7



Nancy Schultz Voots

W I L L C O U N T Y C L E R K



Republican Party

REPRESENTATIVE SUMMARY

**(29th, 34th, 37th, 38th, 41st, 75th, 79th, 80th, 81st,
82nd, 84th, 85th, 86th, 97th & 98th DISTRICTS)**

REPRESENTATIVE IN THE GENERAL ASSEMBLY
29TH REPRESENTATIVE DISTRICT

Vote for not more than 1
01 = No Candidate Filed

VOTES PERCENT

0

01

0006 CRETE PCT 001	0
0007 CRETE PCT 002	0
0008 CRETE PCT 003	0
0009 CRETE PCT 004	0
0010 CRETE PCT 005	0
0011 CRETE PCT 006	0
0013 CRETE PCT 008	0
0014 CRETE PCT 009	0
0015 CRETE PCT 010	0
0016 CRETE PCT 011	0
0175 MONEE PCT 003	0
0176 MONEE PCT 004	0
0180 MONEE PCT 008	0

Total Republican Ballots Cast for
29th Representative District
1,664



VOTES PERCENT

REPRESENTATIVE IN THE GENERAL ASSEMBLY
34TH REPRESENTATIVE DISTRICT

Vote for not more than 1

01 = No Candidate Filed

0

01

0011 CRETE PCT 006	0
0012 CRETE PCT 007	0
0016 CRETE PCT 011	0
0017 CRETE PCT 012	0
0265 WASHINGTON PCT 001	0
0266 WASHINGTON PCT 002	0
0267 WASHINGTON PCT 003	0
0299 WILL PCT 001	0

Total Republican Ballots Cast for
34th Representative District
1,341

REPRESENTATIVE IN THE GENERAL ASSEMBLY
 37TH REPRESENTATIVE DISTRICT

VOTES PERCENT

Vote for not more than 1
 01 = Renee Kose1

8,134 100.00

 01

0057 FRANKFORT PCT 001	212
0058 FRANKFORT PCT 002	216
0059 FRANKFORT PCT 003	178
0060 FRANKFORT PCT 004	169
0061 FRANKFORT PCT 005	200
0062 FRANKFORT PCT 006	207
0063 FRANKFORT PCT 007	194
0064 FRANKFORT PCT 008	132
0065 FRANKFORT PCT 009	174
0067 FRANKFORT PCT 011	177
0068 FRANKFORT PCT 012	194
0069 FRANKFORT PCT 013	168
0072 FRANKFORT PCT 016	174
0073 FRANKFORT PCT 017	242
0074 FRANKFORT PCT 018	264
0075 FRANKFORT PCT 019	136
0077 FRANKFORT PCT 021	214
0078 FRANKFORT PCT 022	212
0079 FRANKFORT PCT 023	157
0080 FRANKFORT PCT 024	83
0100 HOMER PCT 013	168
0101 HOMER PCT 014	271
0102 HOMER PCT 015	255
0103 HOMER PCT 016	216
0105 HOMER PCT 018	178
0181 NEW LENOX PCT 001	106
0182 NEW LENOX PCT 002	191
0183 NEW LENOX PCT 003	129
0184 NEW LENOX PCT 004	191
0185 NEW LENOX PCT 005	198
0186 NEW LENOX PCT 006	217
0187 NEW LENOX PCT 007	275
0188 NEW LENOX PCT 008	209
0189 NEW LENOX PCT 009	193
0190 NEW LENOX PCT 010	249
0191 NEW LENOX PCT 011	201
0192 NEW LENOX PCT 012	162
0193 NEW LENOX PCT 013	193
0194 NEW LENOX PCT 014	191
0195 NEW LENOX PCT 015	197
0196 NEW LENOX PCT 016	212
0197 NEW LENOX PCT 017	206
0199 NEW LENOX PCT 019	23

Total Republican Ballots Cast for
 37th Representative District
 9,492

VOTES PERCENT

REPRESENTATIVE IN THE GENERAL ASSEMBLY
38TH REPRESENTATIVE DISTRICT

Vote for not more than 1
01 = No Candidate Filed

0

01

0059 FRANKFORT PCT 003	0
0066 FRANKFORT PCT 010	0
0070 FRANKFORT PCT 014	0
0071 FRANKFORT PCT 015	0
0076 FRANKFORT PCT 020	0
0080 FRANKFORT PCT 024	0

Total Republican Ballots Cast for
38th Representative District
780

VOTES PERCENT

REPRESENTATIVE IN THE GENERAL ASSEMBLY
41ST REPRESENTATIVE DISTRICT

Vote for not more than 1
01 = Darlene Senger

3,245 100.00

01

0019 DU PAGE PCT 001	190
0020 DU PAGE PCT 002	216
0025 DU PAGE PCT 007	180
0273 WHEATLAND PCT 005	193
0274 WHEATLAND PCT 006	261
0275 WHEATLAND PCT 007	224
0276 WHEATLAND PCT 008	220
0277 WHEATLAND PCT 009	276
0278 WHEATLAND PCT 010	203
0280 WHEATLAND PCT 012	82
0281 WHEATLAND PCT 013	159
0282 WHEATLAND PCT 014	227
0283 WHEATLAND PCT 015	136
0284 WHEATLAND PCT 016	25
0285 WHEATLAND PCT 017	185
0286 WHEATLAND PCT 018	230
0288 WHEATLAND PCT 020	183
0289 WHEATLAND PCT 021	55

Total Republican Ballots Cast for
41st Representative District
3,775



VOTES PERCENT

REPRESENTATIVE IN THE GENERAL ASSEMBLY
75TH REPRESENTATIVE DISTRICT

Vote for not more than 1
01 = Pam Roth

1,651 100.00

	-----	01

0001 CHANNAHON PCT 001		174
0002 CHANNAHON PCT 002		230
0005 CHANNAHON PCT 005		10
0018 CUSTER PCT 001		147
0056 FLORENCE PCT 001		9
0239 REED PCT 001		160
0240 REED PCT 002		173
0241 REED PCT 003		148
0268 WESLEY PCT 001		169
0300 WILMINGTON PCT 001		120
0301 WILMINGTON PCT 002		146
0302 WILMINGTON PCT 003		165

Total Republican Ballots Cast for
75th Representative District
1,935

REPRESENTATIVE IN THE GENERAL ASSEMBLY
79TH REPRESENTATIVE DISTRICT

VOTES PERCENT

Vote for not more than 1
01 = Glenn Nixon

572 100.00

01

0201 PEOTONE PCT 001 189
0202 PEOTONE PCT 002 229
0265 WASHINGTON PCT 001 49
0299 WILL PCT 001 89
0303 WILTON PCT 001 16

Total Republican Ballots Cast for
79th Representative District
685



VOTES PERCENT

REPRESENTATIVE IN THE GENERAL ASSEMBLY
80TH REPRESENTATIVE DISTRICT

Vote for not more than 1
01 = No Candidate Filed

0

	01	

0006 CRETE PCT 001	0	
0056 FLORENCE PCT 001	0	
0073 FRANKFORT PCT 017	0	
0079 FRANKFORT PCT 023	0	
0081 FRANKFORT PCT 025	0	
0082 FRANKFORT PCT 026	0	
0083 FRANKFORT PCT 027	0	
0084 FRANKFORT PCT 028	0	
0085 FRANKFORT PCT 029	0	
0086 GREEN GARDEN PCT 001	0	
0087 GREEN GARDEN PCT 002	0	
0169 MANHATTAN PCT 001	0	
0170 MANHATTAN PCT 002	0	
0171 MANHATTAN PCT 003	0	
0172 MANHATTAN PCT 004	0	
0173 MONEE PCT 001	0	
0174 MONEE PCT 002	0	
0177 MONEE PCT 005	0	
0178 MONEE PCT 006	0	
0179 MONEE PCT 007	0	
0196 NEW LENOX PCT 016	0	
0197 NEW LENOX PCT 017	0	
0198 NEW LENOX PCT 018	0	
0199 NEW LENOX PCT 019	0	
0200 NEW LENOX PCT 020	0	
0201 PEOTONE PCT 001	0	
0303 WILTON PCT 001	0	

Total Republican Ballots Cast for
80th Representative District
4,145

REPRESENTATIVE IN THE GENERAL ASSEMBLY
81ST REPRESENTATIVE DISTRICT

VOTES PERCENT

Vote for not more than 1

01 = Deborah L. "Debbie" Boyle	220	59.78
02 = Ron Sandack	148	40.22

01 02

0021 DU PAGE PCT 003	147	102
0022 DU PAGE PCT 004	46	26
0025 DU PAGE PCT 007	27	20

Total Republican Ballots Cast for
81st Representative District
411

REPRESENTATIVE IN THE GENERAL ASSEMBLY
82ND REPRESENTATIVE DISTRICT

VOTES PERCENT

Vote for not more than 1
01 = Jim Durkin
02 = Laura Reigle

2,451 69.16
1,093 30.84

	01	02
0088 HOMER PCT 001	114	66
0089 HOMER PCT 002	205	113
0090 HOMER PCT 003	166	84
0091 HOMER PCT 004	256	113
0092 HOMER PCT 005	182	85
0093 HOMER PCT 006	205	67
0094 HOMER PCT 007	166	73
0095 HOMER PCT 008	184	78
0096 HOMER PCT 009	154	67
0097 HOMER PCT 010	157	64
0098 HOMER PCT 011	179	74
0099 HOMER PCT 012	224	100
0104 HOMER PCT 017	259	109

Total Republican Ballots Cast for
82nd Representative District
3,953

REPRESENTATIVE IN THE GENERAL ASSEMBLY
84TH REPRESENTATIVE DISTRICT

VOTES PERCENT

Vote for not more than 1
01 = Patricia "Pat" Fee

602 100.00

01

0269 WHEATLAND PCT 001	6
0270 WHEATLAND PCT 002	167
0271 WHEATLAND PCT 003	188
0272 WHEATLAND PCT 004	111
0279 WHEATLAND PCT 011	58
0280 WHEATLAND PCT 012	72

**For City of Aurora details
refer to that section of this book.**

Total Republican Ballots Cast for
84th Representative District
1,204

VOTES PERCENT

REPRESENTATIVE IN THE GENERAL ASSEMBLY
85TH REPRESENTATIVE DISTRICT

Vote for not more than 1
01 = No Candidate Filed

0

01

0022 DU PAGE PCT 004	0
0023 DU PAGE PCT 005	0
0024 DU PAGE PCT 006	0
0026 DU PAGE PCT 008	0
0028 DU PAGE PCT 010	0
0029 DU PAGE PCT 011	0
0030 DU PAGE PCT 012	0
0031 DU PAGE PCT 013	0
0035 DU PAGE PCT 017	0
0036 DU PAGE PCT 018	0
0037 DU PAGE PCT 019	0
0038 DU PAGE PCT 020	0
0039 DU PAGE PCT 021	0
0040 DU PAGE PCT 022	0
0043 DU PAGE PCT 025	0
0044 DU PAGE PCT 026	0
0045 DU PAGE PCT 027	0
0046 DU PAGE PCT 028	0
0048 DU PAGE PCT 030	0
0050 DU PAGE PCT 032	0
0051 DU PAGE PCT 033	0
0054 DU PAGE PCT 036	0
0055 DU PAGE PCT 037	0
0146 LOCKPORT PCT 002	0
0147 LOCKPORT PCT 003	0
0148 LOCKPORT PCT 004	0
0149 LOCKPORT PCT 005	0
0154 LOCKPORT PCT 010	0
0155 LOCKPORT PCT 011	0
0156 LOCKPORT PCT 012	0
0159 LOCKPORT PCT 015	0
0160 LOCKPORT PCT 016	0
0161 LOCKPORT PCT 017	0
0162 LOCKPORT PCT 018	0
0163 LOCKPORT PCT 019	0
0167 LOCKPORT PCT 023	0
0168 LOCKPORT PCT 024	0

Total Republican Ballots Cast for
85th Representative District
4,692

REPRESENTATIVE IN THE GENERAL ASSEMBLY
 86TH REPRESENTATIVE DISTRICT

VOTES PERCENT

Vote for not more than 1
 01 = Ryan Martin Alm

4,212 100.00

 01

0003 CHANNAHON PCT 003	202
0004 CHANNAHON PCT 004	152
0005 CHANNAHON PCT 005	119
0106 JACKSON PCT 001	176
0107 JACKSON PCT 002	178
0110 JOLIET PCT 003	82
0111 JOLIET PCT 004	92
0112 JOLIET PCT 005	11
0113 JOLIET PCT 006	3
0114 JOLIET PCT 007	29
0117 JOLIET PCT 010	109
0118 JOLIET PCT 011	76
0119 JOLIET PCT 012	46
0120 JOLIET PCT 013	9
0121 JOLIET PCT 014	10
0122 JOLIET PCT 015	48
0123 JOLIET PCT 016	35
0124 JOLIET PCT 017	149
0125 JOLIET PCT 018	186
0126 JOLIET PCT 019	97
0127 JOLIET PCT 020	99
0128 JOLIET PCT 021	148
0129 JOLIET PCT 022	84
0130 JOLIET PCT 023	60
0131 JOLIET PCT 024	41
0132 JOLIET PCT 025	114
0133 JOLIET PCT 026	50
0134 JOLIET PCT 027	14
0135 JOLIET PCT 028	4
0136 JOLIET PCT 029	38
0137 JOLIET PCT 030	82
0138 JOLIET PCT 031	97
0139 JOLIET PCT 032	7
0140 JOLIET PCT 033	70
0141 JOLIET PCT 034	43
0142 JOLIET PCT 035	66
0143 JOLIET PCT 036	28
0144 JOLIET PCT 037	62
0163 LOCKPORT PCT 019	4
0165 LOCKPORT PCT 021	103
0166 LOCKPORT PCT 022	102
0167 LOCKPORT PCT 023	65
0250 TROY PCT 009	90
0252 TROY PCT 011	295
0253 TROY PCT 012	166
0257 TROY PCT 016	155
0259 TROY PCT 018	84
0260 TROY PCT 019	60
0264 TROY PCT 023	172

Total Republican Ballots Cast for
 86th Representative District
 5,234

REPRESENTATIVE IN THE GENERAL ASSEMBLY
 97TH REPRESENTATIVE DISTRICT

VOTES PERCENT

Vote for not more than 1
 01 = Tom Cross

6,504 100.00

	01

0203 PLAINFIELD PCT 001	139
0204 PLAINFIELD PCT 002	119
0205 PLAINFIELD PCT 003	201
0210 PLAINFIELD PCT 008	179
0211 PLAINFIELD PCT 009	211
0212 PLAINFIELD PCT 010	203
0215 PLAINFIELD PCT 013	197
0216 PLAINFIELD PCT 014	177
0217 PLAINFIELD PCT 015	176
0218 PLAINFIELD PCT 016	189
0221 PLAINFIELD PCT 019	77
0222 PLAINFIELD PCT 020	122
0223 PLAINFIELD PCT 021	178
0224 PLAINFIELD PCT 022	125
0227 PLAINFIELD PCT 025	89
0228 PLAINFIELD PCT 026	29
0229 PLAINFIELD PCT 027	52
0242 TROY PCT 001	70
0243 TROY PCT 002	8
0244 TROY PCT 003	70
0248 TROY PCT 007	146
0249 TROY PCT 008	161
0251 TROY PCT 010	236
0254 TROY PCT 013	238
0255 TROY PCT 014	210
0256 TROY PCT 015	222
0258 TROY PCT 017	242
0261 TROY PCT 020	217
0262 TROY PCT 021	155
0263 TROY PCT 022	134
0269 WHEATLAND PCT 001	157
0279 WHEATLAND PCT 011	49
0281 WHEATLAND PCT 013	2
0284 WHEATLAND PCT 016	212
0289 WHEATLAND PCT 021	86
0290 WHEATLAND PCT 022	0
0291 WHEATLAND PCT 023	131
0292 WHEATLAND PCT 024	171
0293 WHEATLAND PCT 025	196
0294 WHEATLAND PCT 026	288
0295 WHEATLAND PCT 027	41
0296 WHEATLAND PCT 028	182
0297 WHEATLAND PCT 029	218
0298 WHEATLAND PCT 030	199

**For City of Aurora details
 refer to that section of this book.**

**Total Republican Ballots Cast for
 97th Representative District
 7,190**

REPRESENTATIVE IN THE GENERAL ASSEMBLY
 98TH REPRESENTATIVE DISTRICT

VOTES PERCENT

Vote for not more than 1
 01 = Robert "Bob" Kalnicky
 02 = Janet C. Silosky

3,630 55.68
 2,889 44.32

	01	02
0027 DU PAGE PCT 009	64	26
0032 DU PAGE PCT 014	89	46
0033 DU PAGE PCT 015	80	35
0034 DU PAGE PCT 016	93	45
0041 DU PAGE PCT 023	54	19
0042 DU PAGE PCT 024	65	35
0047 DU PAGE PCT 029	69	16
0049 DU PAGE PCT 031	101	26
0052 DU PAGE PCT 034	146	136
0053 DU PAGE PCT 035	18	7
0054 DU PAGE PCT 036	45	20
0108 JOLIET PCT 001	48	40
0109 JOLIET PCT 002	75	48
0115 JOLIET PCT 008	61	30
0116 JOLIET PCT 009	35	25
0145 LOCKPORT PCT 001	255	301
0150 LOCKPORT PCT 006	40	38
0151 LOCKPORT PCT 007	52	25
0152 LOCKPORT PCT 008	30	17
0153 LOCKPORT PCT 009	212	135
0157 LOCKPORT PCT 013	246	306
0158 LOCKPORT PCT 014	72	104
0164 LOCKPORT PCT 020	84	72
0206 PLAINFIELD PCT 004	20	20
0207 PLAINFIELD PCT 005	34	107
0208 PLAINFIELD PCT 006	66	40
0209 PLAINFIELD PCT 007	50	30
0213 PLAINFIELD PCT 011	24	7
0214 PLAINFIELD PCT 012	49	38
0219 PLAINFIELD PCT 017	56	48
0220 PLAINFIELD PCT 018	55	42
0225 PLAINFIELD PCT 023	61	46
0226 PLAINFIELD PCT 024	92	92
0228 PLAINFIELD PCT 026	17	18
0229 PLAINFIELD PCT 027	30	10
0230 PLAINFIELD PCT 028	73	51
0231 PLAINFIELD PCT 029	67	45
0232 PLAINFIELD PCT 030	93	61
0233 PLAINFIELD PCT 031	69	58
0234 PLAINFIELD PCT 032	42	54
0235 PLAINFIELD PCT 033	53	74
0236 PLAINFIELD PCT 034	49	32
0237 PLAINFIELD PCT 035	46	42
0238 PLAINFIELD PCT 036	51	76
0242 TROY PCT 001	7	7
0243 TROY PCT 002	45	22
0244 TROY PCT 003	13	11
0245 TROY PCT 004	82	53
0246 TROY PCT 005	81	66
0247 TROY PCT 006	43	48
0250 TROY PCT 009	47	57
0287 WHEATLAND PCT 019	95	36
0290 WHEATLAND PCT 022	56	38
0294 WHEATLAND PCT 026	1	0

Total Republican Ballots Cast for
 98th Representative District
 7,088

	VOTES	PERCENT
REPRESENTATIVE IN THE GENERAL ASSEMBLY		
98TH REPRESENTATIVE DISTRICT		
Vote for not more than 1		
01 = Robert "Bob" Kalnicky	3,630	55.68
02 = Janet C. Silosky	2,889	44.32

(CONTINUED FROM PREVIOUS PAGE) ----- 01 02

0295 WHEATLAND PCT 027 ----- 29 8



Nancy Schultz Voots

W I L L C O U N T Y C L E R K



Republican Party

COUNTY OFFICES SUMMARY

**CIRCUIT CLERK
RECORDER OF DEEDS
STATE'S ATTORNEY
COUNTY AUDITOR
CORONER
CHIEF EXECUTIVE OFFICER**

VOTES PERCENT

CIRCUIT CLERK

Vote for not more than 1
01 = Marlene Carlson

42,991 100.00

01

0001 CHANNAHON PCT 001	167
0002 CHANNAHON PCT 002	222
0003 CHANNAHON PCT 003	203
0004 CHANNAHON PCT 004	148
0005 CHANNAHON PCT 005	131
0006 CRETE PCT 001	72
0007 CRETE PCT 002	76
0008 CRETE PCT 003	86
0009 CRETE PCT 004	142
0010 CRETE PCT 005	81
0011 CRETE PCT 006	178
0012 CRETE PCT 007	101
0013 CRETE PCT 008	147
0014 CRETE PCT 009	141
0015 CRETE PCT 010	113
0016 CRETE PCT 011	191
0017 CRETE PCT 012	174
0018 CUSTER PCT 001	137
0019 DU PAGE PCT 001	182
0020 DU PAGE PCT 002	206
0021 DU PAGE PCT 003	217
0022 DU PAGE PCT 004	131
0023 DU PAGE PCT 005	130
0024 DU PAGE PCT 006	150
0025 DU PAGE PCT 007	219
0026 DU PAGE PCT 008	75
0027 DU PAGE PCT 009	81
0028 DU PAGE PCT 010	81
0029 DU PAGE PCT 011	95
0030 DU PAGE PCT 012	122
0031 DU PAGE PCT 013	76
0032 DU PAGE PCT 014	114
0033 DU PAGE PCT 015	107
0034 DU PAGE PCT 016	126
0035 DU PAGE PCT 017	102
0036 DU PAGE PCT 018	114
0037 DU PAGE PCT 019	103
0038 DU PAGE PCT 020	67
0039 DU PAGE PCT 021	100
0040 DU PAGE PCT 022	125
0041 DU PAGE PCT 023	64
0042 DU PAGE PCT 024	93
0043 DU PAGE PCT 025	112
0044 DU PAGE PCT 026	104
0045 DU PAGE PCT 027	64
0046 DU PAGE PCT 028	78
0047 DU PAGE PCT 029	80
0048 DU PAGE PCT 030	59
0049 DU PAGE PCT 031	110
0050 DU PAGE PCT 032	133
0051 DU PAGE PCT 033	126
0052 DU PAGE PCT 034	250
0053 DU PAGE PCT 035	22
0054 DU PAGE PCT 036	130
0055 DU PAGE PCT 037	115

**For City of Aurora details
refer to that section of this book.**

VOTES PERCENT

CIRCUIT CLERK

Vote for not more than 1
 01 = Marlene Carlson

42,991 100.00

(CONTINUED FROM PREVIOUS PAGE) 01

0056 FLORENCE PCT 001	53
0057 FRANKFORT PCT 001	195
0058 FRANKFORT PCT 002	195
0059 FRANKFORT PCT 003	169
0060 FRANKFORT PCT 004	160
0061 FRANKFORT PCT 005	190
0062 FRANKFORT PCT 006	181
0063 FRANKFORT PCT 007	182
0064 FRANKFORT PCT 008	122
0065 FRANKFORT PCT 009	163
0066 FRANKFORT PCT 010	161
0067 FRANKFORT PCT 011	173
0068 FRANKFORT PCT 012	177
0069 FRANKFORT PCT 013	161
0070 FRANKFORT PCT 014	126
0071 FRANKFORT PCT 015	135
0072 FRANKFORT PCT 016	153
0073 FRANKFORT PCT 017	254
0074 FRANKFORT PCT 018	248
0075 FRANKFORT PCT 019	133
0076 FRANKFORT PCT 020	160
0077 FRANKFORT PCT 021	212
0078 FRANKFORT PCT 022	201
0079 FRANKFORT PCT 023	201
0080 FRANKFORT PCT 024	146
0081 FRANKFORT PCT 025	229
0082 FRANKFORT PCT 026	264
0083 FRANKFORT PCT 027	159
0084 FRANKFORT PCT 028	225
0085 FRANKFORT PCT 029	211
0086 GREEN GARDEN PCT 001	195
0087 GREEN GARDEN PCT 002	184
0088 HOMER PCT 001	160
0089 HOMER PCT 002	268
0090 HOMER PCT 003	222
0091 HOMER PCT 004	326
0092 HOMER PCT 005	237
0093 HOMER PCT 006	234
0094 HOMER PCT 007	208
0095 HOMER PCT 008	235
0096 HOMER PCT 009	187
0097 HOMER PCT 010	196
0098 HOMER PCT 011	236
0099 HOMER PCT 012	274
0100 HOMER PCT 013	162
0101 HOMER PCT 014	251
0102 HOMER PCT 015	243
0103 HOMER PCT 016	188
0104 HOMER PCT 017	324
0105 HOMER PCT 018	168
0106 JACKSON PCT 001	170
0107 JACKSON PCT 002	182
0108 JOLIET PCT 001	76
0109 JOLIET PCT 002	111
0110 JOLIET PCT 003	83
0111 JOLIET PCT 004	90

VOTES PERCENT

CIRCUIT CLERK

Vote for not more than 1
 01 = Marlene Carlson

42,991 100.00

(CONTINUED FROM PREVIOUS PAGE) 01

0112 JOLIET PCT 005	12
0113 JOLIET PCT 006	6
0114 JOLIET PCT 007	31
0115 JOLIET PCT 008	86
0116 JOLIET PCT 009	56
0117 JOLIET PCT 010	103
0118 JOLIET PCT 011	76
0119 JOLIET PCT 012	45
0120 JOLIET PCT 013	9
0121 JOLIET PCT 014	10
0122 JOLIET PCT 015	48
0123 JOLIET PCT 016	36
0124 JOLIET PCT 017	146
0125 JOLIET PCT 018	179
0126 JOLIET PCT 019	94
0127 JOLIET PCT 020	101
0128 JOLIET PCT 021	150
0129 JOLIET PCT 022	83
0130 JOLIET PCT 023	58
0131 JOLIET PCT 024	43
0132 JOLIET PCT 025	113
0133 JOLIET PCT 026	52
0134 JOLIET PCT 027	14
0135 JOLIET PCT 028	4
0136 JOLIET PCT 029	36
0137 JOLIET PCT 030	80
0138 JOLIET PCT 031	90
0139 JOLIET PCT 032	7
0140 JOLIET PCT 033	69
0141 JOLIET PCT 034	41
0142 JOLIET PCT 035	69
0143 JOLIET PCT 036	28
0144 JOLIET PCT 037	62
0145 LOCKPORT PCT 001	473
0146 LOCKPORT PCT 002	106
0147 LOCKPORT PCT 003	103
0148 LOCKPORT PCT 004	81
0149 LOCKPORT PCT 005	154
0150 LOCKPORT PCT 006	72
0151 LOCKPORT PCT 007	69
0152 LOCKPORT PCT 008	39
0153 LOCKPORT PCT 009	313
0154 LOCKPORT PCT 010	121
0155 LOCKPORT PCT 011	113
0156 LOCKPORT PCT 012	154
0157 LOCKPORT PCT 013	498
0158 LOCKPORT PCT 014	152
0159 LOCKPORT PCT 015	65
0160 LOCKPORT PCT 016	159
0161 LOCKPORT PCT 017	192
0162 LOCKPORT PCT 018	144
0163 LOCKPORT PCT 019	162
0164 LOCKPORT PCT 020	132
0165 LOCKPORT PCT 021	102
0166 LOCKPORT PCT 022	103
0167 LOCKPORT PCT 023	68

VOTES PERCENT

CIRCUIT CLERK

Vote for not more than 1
 01 = Marlene Carlson

42.991 100.00

(CONTINUED FROM PREVIOUS PAGE) 01

0168 LOCKPORT PCT 024	19
0169 MANHATTAN PCT 001	187
0170 MANHATTAN PCT 002	189
0171 MANHATTAN PCT 003	265
0172 MANHATTAN PCT 004	154
0173 MONEE PCT 001	82
0174 MONEE PCT 002	32
0175 MONEE PCT 003	129
0176 MONEE PCT 004	174
0177 MONEE PCT 005	9
0178 MONEE PCT 006	7
0179 MONEE PCT 007	7
0180 MONEE PCT 008	119
0181 NEW LENOX PCT 001	101
0182 NEW LENOX PCT 002	180
0183 NEW LENOX PCT 003	128
0184 NEW LENOX PCT 004	180
0185 NEW LENOX PCT 005	191
0186 NEW LENOX PCT 006	210
0187 NEW LENOX PCT 007	269
0188 NEW LENOX PCT 008	202
0189 NEW LENOX PCT 009	175
0190 NEW LENOX PCT 010	231
0191 NEW LENOX PCT 011	183
0192 NEW LENOX PCT 012	150
0193 NEW LENOX PCT 013	182
0194 NEW LENOX PCT 014	181
0195 NEW LENOX PCT 015	187
0196 NEW LENOX PCT 016	212
0197 NEW LENOX PCT 017	201
0198 NEW LENOX PCT 018	143
0199 NEW LENOX PCT 019	154
0200 NEW LENOX PCT 020	199
0201 PEOTONE PCT 001	235
0202 PEOTONE PCT 002	221
0203 PLAINFIELD PCT 001	123
0204 PLAINFIELD PCT 002	113
0205 PLAINFIELD PCT 003	179
0206 PLAINFIELD PCT 004	37
0207 PLAINFIELD PCT 005	129
0208 PLAINFIELD PCT 006	94
0209 PLAINFIELD PCT 007	76
0210 PLAINFIELD PCT 008	154
0211 PLAINFIELD PCT 009	183
0212 PLAINFIELD PCT 010	178
0213 PLAINFIELD PCT 011	31
0214 PLAINFIELD PCT 012	76
0215 PLAINFIELD PCT 013	186
0216 PLAINFIELD PCT 014	154
0217 PLAINFIELD PCT 015	157
0218 PLAINFIELD PCT 016	175
0219 PLAINFIELD PCT 017	91
0220 PLAINFIELD PCT 018	82
0221 PLAINFIELD PCT 019	72
0222 PLAINFIELD PCT 020	116
0223 PLAINFIELD PCT 021	169

VOTES PERCENT

CIRCUIT CLERK

Vote for not more than 1
 01 = Marlene Carlson

42.991 100.00

(CONTINUED FROM PREVIOUS PAGE) 01

0224 PLAINFIELD PCT 022	112
0225 PLAINFIELD PCT 023	98
0226 PLAINFIELD PCT 024	175
0227 PLAINFIELD PCT 025	83
0228 PLAINFIELD PCT 026	62
0229 PLAINFIELD PCT 027	84
0230 PLAINFIELD PCT 028	126
0231 PLAINFIELD PCT 029	109
0232 PLAINFIELD PCT 030	143
0233 PLAINFIELD PCT 031	122
0234 PLAINFIELD PCT 032	86
0235 PLAINFIELD PCT 033	110
0236 PLAINFIELD PCT 034	72
0237 PLAINFIELD PCT 035	85
0238 PLAINFIELD PCT 036	110
0239 REED PCT 001	158
0240 REED PCT 002	161
0241 REED PCT 003	142
0242 TROY PCT 001	77
0243 TROY PCT 002	71
0244 TROY PCT 003	87
0245 TROY PCT 004	125
0246 TROY PCT 005	140
0247 TROY PCT 006	81
0248 TROY PCT 007	138
0249 TROY PCT 008	149
0250 TROY PCT 009	174
0251 TROY PCT 010	215
0252 TROY PCT 011	295
0253 TROY PCT 012	164
0254 TROY PCT 013	223
0255 TROY PCT 014	179
0256 TROY PCT 015	197
0257 TROY PCT 016	158
0258 TROY PCT 017	222
0259 TROY PCT 018	84
0260 TROY PCT 019	59
0261 TROY PCT 020	201
0262 TROY PCT 021	148
0263 TROY PCT 022	130
0264 TROY PCT 023	168
0265 WASHINGTON PCT 001	157
0266 WASHINGTON PCT 002	156
0267 WASHINGTON PCT 003	166
0268 WESLEY PCT 001	169
0269 WHEATLAND PCT 001	153
0270 WHEATLAND PCT 002	164
0271 WHEATLAND PCT 003	173
0272 WHEATLAND PCT 004	111
0273 WHEATLAND PCT 005	179
0274 WHEATLAND PCT 006	243
0275 WHEATLAND PCT 007	205
0276 WHEATLAND PCT 008	203
0277 WHEATLAND PCT 009	253
0278 WHEATLAND PCT 010	190
0279 WHEATLAND PCT 011	105

VOTES PERCENT

CIRCUIT CLERK

Vote for not more than 1
 01 = Marlene Carlson

42.991 100.00

(CONTINUED FROM PREVIOUS PAGE) 01

0280 WHEATLAND PCT 012	149
0281 WHEATLAND PCT 013	151
0282 WHEATLAND PCT 014	209
0283 WHEATLAND PCT 015	129
0284 WHEATLAND PCT 016	225
0285 WHEATLAND PCT 017	179
0286 WHEATLAND PCT 018	210
0287 WHEATLAND PCT 019	124
0288 WHEATLAND PCT 020	174
0289 WHEATLAND PCT 021	131
0290 WHEATLAND PCT 022	82
0291 WHEATLAND PCT 023	123
0292 WHEATLAND PCT 024	162
0293 WHEATLAND PCT 025	188
0294 WHEATLAND PCT 026	265
0295 WHEATLAND PCT 027	78
0296 WHEATLAND PCT 028	175
0297 WHEATLAND PCT 029	199
0298 WHEATLAND PCT 030	183
0299 WILL PCT 001	183
0300 WILMINGTON PCT 001	115
0301 WILMINGTON PCT 002	138
0302 WILMINGTON PCT 003	161
0303 WILTON PCT 001	111

RECORDER OF DEEDS

Vote for not more than 1
 01 = Laurie McPhillips

VOTES PERCENT

43,431 100.00

	01
0001 CHANNAHON PCT 001	171
0002 CHANNAHON PCT 002	230
0003 CHANNAHON PCT 003	205
0004 CHANNAHON PCT 004	154
0005 CHANNAHON PCT 005	131
0006 CRETE PCT 001	72
0007 CRETE PCT 002	75
0008 CRETE PCT 003	83
0009 CRETE PCT 004	143
0010 CRETE PCT 005	80
0011 CRETE PCT 006	178
0012 CRETE PCT 007	100
0013 CRETE PCT 008	146
0014 CRETE PCT 009	139
0015 CRETE PCT 010	114
0016 CRETE PCT 011	191
0017 CRETE PCT 012	171
0018 CUSTER PCT 001	141
0019 DU PAGE PCT 001	185
0020 DU PAGE PCT 002	206
0021 DU PAGE PCT 003	218
0022 DU PAGE PCT 004	132
0023 DU PAGE PCT 005	132
0024 DU PAGE PCT 006	150
0025 DU PAGE PCT 007	217
0026 DU PAGE PCT 008	72
0027 DU PAGE PCT 009	83
0028 DU PAGE PCT 010	83
0029 DU PAGE PCT 011	94
0030 DU PAGE PCT 012	124
0031 DU PAGE PCT 013	78
0032 DU PAGE PCT 014	116
0033 DU PAGE PCT 015	107
0034 DU PAGE PCT 016	127
0035 DU PAGE PCT 017	102
0036 DU PAGE PCT 018	117
0037 DU PAGE PCT 019	101
0038 DU PAGE PCT 020	67
0039 DU PAGE PCT 021	106
0040 DU PAGE PCT 022	123
0041 DU PAGE PCT 023	69
0042 DU PAGE PCT 024	93
0043 DU PAGE PCT 025	111
0044 DU PAGE PCT 026	103
0045 DU PAGE PCT 027	67
0046 DU PAGE PCT 028	79
0047 DU PAGE PCT 029	82
0048 DU PAGE PCT 030	56
0049 DU PAGE PCT 031	109
0050 DU PAGE PCT 032	135
0051 DU PAGE PCT 033	125
0052 DU PAGE PCT 034	252
0053 DU PAGE PCT 035	23
0054 DU PAGE PCT 036	132
0055 DU PAGE PCT 037	118
0056 FLORENCE PCT 001	53

**For City of Aurora details
 refer to that section of this book.**

VOTES PERCENT

RECORDER OF DEEDS

Vote for not more than 1
 01 = Laurie McPhillips

43,431 100.00

(CONTINUED FROM PREVIOUS PAGE) 01

0057 FRANKFORT PCT 001	198
0058 FRANKFORT PCT 002	195
0059 FRANKFORT PCT 003	165
0060 FRANKFORT PCT 004	156
0061 FRANKFORT PCT 005	192
0062 FRANKFORT PCT 006	185
0063 FRANKFORT PCT 007	182
0064 FRANKFORT PCT 008	122
0065 FRANKFORT PCT 009	160
0066 FRANKFORT PCT 010	161
0067 FRANKFORT PCT 011	172
0068 FRANKFORT PCT 012	178
0069 FRANKFORT PCT 013	156
0070 FRANKFORT PCT 014	129
0071 FRANKFORT PCT 015	136
0072 FRANKFORT PCT 016	157
0073 FRANKFORT PCT 017	260
0074 FRANKFORT PCT 018	247
0075 FRANKFORT PCT 019	133
0076 FRANKFORT PCT 020	158
0077 FRANKFORT PCT 021	206
0078 FRANKFORT PCT 022	205
0079 FRANKFORT PCT 023	200
0080 FRANKFORT PCT 024	147
0081 FRANKFORT PCT 025	227
0082 FRANKFORT PCT 026	268
0083 FRANKFORT PCT 027	163
0084 FRANKFORT PCT 028	222
0085 FRANKFORT PCT 029	212
0086 GREEN GARDEN PCT 001	201
0087 GREEN GARDEN PCT 002	186
0088 HOMER PCT 001	166
0089 HOMER PCT 002	263
0090 HOMER PCT 003	223
0091 HOMER PCT 004	332
0092 HOMER PCT 005	240
0093 HOMER PCT 006	241
0094 HOMER PCT 007	209
0095 HOMER PCT 008	237
0096 HOMER PCT 009	189
0097 HOMER PCT 010	195
0098 HOMER PCT 011	239
0099 HOMER PCT 012	273
0100 HOMER PCT 013	162
0101 HOMER PCT 014	256
0102 HOMER PCT 015	245
0103 HOMER PCT 016	191
0104 HOMER PCT 017	328
0105 HOMER PCT 018	169
0106 JACKSON PCT 001	177
0107 JACKSON PCT 002	181
0108 JOLIET PCT 001	76
0109 JOLIET PCT 002	113
0110 JOLIET PCT 003	83
0111 JOLIET PCT 004	91
0112 JOLIET PCT 005	12

VOTES PERCENT

RECORDER OF DEEDS

Vote for not more than 1
01 = Laurie McPhillips

43,431 100.00

(CONTINUED FROM PREVIOUS PAGE) 01

0113 JOLIET PCT 006	6
0114 JOLIET PCT 007	32
0115 JOLIET PCT 008	88
0116 JOLIET PCT 009	59
0117 JOLIET PCT 010	108
0118 JOLIET PCT 011	79
0119 JOLIET PCT 012	44
0120 JOLIET PCT 013	9
0121 JOLIET PCT 014	9
0122 JOLIET PCT 015	48
0123 JOLIET PCT 016	36
0124 JOLIET PCT 017	152
0125 JOLIET PCT 018	195
0126 JOLIET PCT 019	104
0127 JOLIET PCT 020	103
0128 JOLIET PCT 021	149
0129 JOLIET PCT 022	91
0130 JOLIET PCT 023	63
0131 JOLIET PCT 024	45
0132 JOLIET PCT 025	117
0133 JOLIET PCT 026	52
0134 JOLIET PCT 027	15
0135 JOLIET PCT 028	4
0136 JOLIET PCT 029	36
0137 JOLIET PCT 030	78
0138 JOLIET PCT 031	94
0139 JOLIET PCT 032	7
0140 JOLIET PCT 033	71
0141 JOLIET PCT 034	43
0142 JOLIET PCT 035	70
0143 JOLIET PCT 036	29
0144 JOLIET PCT 037	63
0145 LOCKPORT PCT 001	483
0146 LOCKPORT PCT 002	106
0147 LOCKPORT PCT 003	103
0148 LOCKPORT PCT 004	83
0149 LOCKPORT PCT 005	163
0150 LOCKPORT PCT 006	72
0151 LOCKPORT PCT 007	68
0152 LOCKPORT PCT 008	39
0153 LOCKPORT PCT 009	309
0154 LOCKPORT PCT 010	120
0155 LOCKPORT PCT 011	112
0156 LOCKPORT PCT 012	154
0157 LOCKPORT PCT 013	507
0158 LOCKPORT PCT 014	162
0159 LOCKPORT PCT 015	66
0160 LOCKPORT PCT 016	158
0161 LOCKPORT PCT 017	190
0162 LOCKPORT PCT 018	147
0163 LOCKPORT PCT 019	167
0164 LOCKPORT PCT 020	134
0165 LOCKPORT PCT 021	103
0166 LOCKPORT PCT 022	104
0167 LOCKPORT PCT 023	69
0168 LOCKPORT PCT 024	20

VOTES PERCENT

RECORDER OF DEEDS

Vote for not more than 1
 01 = Laurie McPhillips

43,431 100.00

(CONTINUED FROM PREVIOUS PAGE)

	01

0169 MANHATTAN PCT 001	190
0170 MANHATTAN PCT 002	194
0171 MANHATTAN PCT 003	270
0172 MANHATTAN PCT 004	158
0173 MONEE PCT 001	84
0174 MONEE PCT 002	31
0175 MONEE PCT 003	130
0176 MONEE PCT 004	175
0177 MONEE PCT 005	9
0178 MONEE PCT 006	7
0179 MONEE PCT 007	7
0180 MONEE PCT 008	122
0181 NEW LENOX PCT 001	101
0182 NEW LENOX PCT 002	178
0183 NEW LENOX PCT 003	129
0184 NEW LENOX PCT 004	183
0185 NEW LENOX PCT 005	194
0186 NEW LENOX PCT 006	210
0187 NEW LENOX PCT 007	268
0188 NEW LENOX PCT 008	201
0189 NEW LENOX PCT 009	178
0190 NEW LENOX PCT 010	233
0191 NEW LENOX PCT 011	186
0192 NEW LENOX PCT 012	147
0193 NEW LENOX PCT 013	182
0194 NEW LENOX PCT 014	183
0195 NEW LENOX PCT 015	188
0196 NEW LENOX PCT 016	214
0197 NEW LENOX PCT 017	201
0198 NEW LENOX PCT 018	144
0199 NEW LENOX PCT 019	159
0200 NEW LENOX PCT 020	201
0201 PEOTONE PCT 001	238
0202 PEOTONE PCT 002	223
0203 PLAINFIELD PCT 001	127
0204 PLAINFIELD PCT 002	114
0205 PLAINFIELD PCT 003	179
0206 PLAINFIELD PCT 004	37
0207 PLAINFIELD PCT 005	130
0208 PLAINFIELD PCT 006	94
0209 PLAINFIELD PCT 007	76
0210 PLAINFIELD PCT 008	156
0211 PLAINFIELD PCT 009	184
0212 PLAINFIELD PCT 010	178
0213 PLAINFIELD PCT 011	31
0214 PLAINFIELD PCT 012	76
0215 PLAINFIELD PCT 013	192
0216 PLAINFIELD PCT 014	152
0217 PLAINFIELD PCT 015	160
0218 PLAINFIELD PCT 016	179
0219 PLAINFIELD PCT 017	92
0220 PLAINFIELD PCT 018	84
0221 PLAINFIELD PCT 019	71
0222 PLAINFIELD PCT 020	116
0223 PLAINFIELD PCT 021	172
0224 PLAINFIELD PCT 022	114

VOTES PERCENT

RECORDER OF DEEDS

Vote for not more than 1
 01 = Laurie McPhillips

43,431 100.00

(CONTINUED FROM PREVIOUS PAGE)

	01
0225 PLAINFIELD PCT 023	98
0226 PLAINFIELD PCT 024	177
0227 PLAINFIELD PCT 025	84
0228 PLAINFIELD PCT 026	61
0229 PLAINFIELD PCT 027	84
0230 PLAINFIELD PCT 028	123
0231 PLAINFIELD PCT 029	107
0232 PLAINFIELD PCT 030	143
0233 PLAINFIELD PCT 031	125
0234 PLAINFIELD PCT 032	88
0235 PLAINFIELD PCT 033	115
0236 PLAINFIELD PCT 034	74
0237 PLAINFIELD PCT 035	85
0238 PLAINFIELD PCT 036	115
0239 REED PCT 001	160
0240 REED PCT 002	164
0241 REED PCT 003	143
0242 TROY PCT 001	77
0243 TROY PCT 002	74
0244 TROY PCT 003	90
0245 TROY PCT 004	127
0246 TROY PCT 005	145
0247 TROY PCT 006	86
0248 TROY PCT 007	141
0249 TROY PCT 008	151
0250 TROY PCT 009	178
0251 TROY PCT 010	219
0252 TROY PCT 011	309
0253 TROY PCT 012	170
0254 TROY PCT 013	224
0255 TROY PCT 014	191
0256 TROY PCT 015	208
0257 TROY PCT 016	154
0258 TROY PCT 017	229
0259 TROY PCT 018	85
0260 TROY PCT 019	59
0261 TROY PCT 020	205
0262 TROY PCT 021	150
0263 TROY PCT 022	134
0264 TROY PCT 023	173
0265 WASHINGTON PCT 001	164
0266 WASHINGTON PCT 002	153
0267 WASHINGTON PCT 003	164
0268 WESLEY PCT 001	169
0269 WHEATLAND PCT 001	148
0270 WHEATLAND PCT 002	166
0271 WHEATLAND PCT 003	174
0272 WHEATLAND PCT 004	109
0273 WHEATLAND PCT 005	180
0274 WHEATLAND PCT 006	246
0275 WHEATLAND PCT 007	206
0276 WHEATLAND PCT 008	202
0277 WHEATLAND PCT 009	253
0278 WHEATLAND PCT 010	192
0279 WHEATLAND PCT 011	106
0280 WHEATLAND PCT 012	150

VOTES PERCENT

RECORDER OF DEEDS

Vote for not more than 1
 01 = Laurie McPhillips

43,431 100.00

(CONTINUED FROM PREVIOUS PAGE) 01

0281 WHEATLAND PCT 013	149
0282 WHEATLAND PCT 014	209
0283 WHEATLAND PCT 015	131
0284 WHEATLAND PCT 016	224
0285 WHEATLAND PCT 017	177
0286 WHEATLAND PCT 018	215
0287 WHEATLAND PCT 019	126
0288 WHEATLAND PCT 020	175
0289 WHEATLAND PCT 021	128
0290 WHEATLAND PCT 022	86
0291 WHEATLAND PCT 023	121
0292 WHEATLAND PCT 024	158
0293 WHEATLAND PCT 025	192
0294 WHEATLAND PCT 026	271
0295 WHEATLAND PCT 027	79
0296 WHEATLAND PCT 028	170
0297 WHEATLAND PCT 029	196
0298 WHEATLAND PCT 030	188
0299 WILL PCT 001	186
0300 WILMINGTON PCT 001	118
0301 WILMINGTON PCT 002	140
0302 WILMINGTON PCT 003	162
0303 WILTON PCT 001	112

VOTES PERCENT

STATE'S ATTORNEY

Vote for not more than 1
 01 = Dave Carlson

43,111 100.00

 01

0001 CHANNAHON PCT 001	171
0002 CHANNAHON PCT 002	227
0003 CHANNAHON PCT 003	207
0004 CHANNAHON PCT 004	147
0005 CHANNAHON PCT 005	130
0006 CRETE PCT 001	73
0007 CRETE PCT 002	76
0008 CRETE PCT 003	86
0009 CRETE PCT 004	140
0010 CRETE PCT 005	78
0011 CRETE PCT 006	179
0012 CRETE PCT 007	102
0013 CRETE PCT 008	146
0014 CRETE PCT 009	140
0015 CRETE PCT 010	113
0016 CRETE PCT 011	190
0017 CRETE PCT 012	172
0018 CUSTER PCT 001	141
0019 DU PAGE PCT 001	183
0020 DU PAGE PCT 002	204
0021 DU PAGE PCT 003	218
0022 DU PAGE PCT 004	132
0023 DU PAGE PCT 005	128
0024 DU PAGE PCT 006	152
0025 DU PAGE PCT 007	217
0026 DU PAGE PCT 008	72
0027 DU PAGE PCT 009	82
0028 DU PAGE PCT 010	80
0029 DU PAGE PCT 011	96
0030 DU PAGE PCT 012	124
0031 DU PAGE PCT 013	74
0032 DU PAGE PCT 014	116
0033 DU PAGE PCT 015	107
0034 DU PAGE PCT 016	124
0035 DU PAGE PCT 017	104
0036 DU PAGE PCT 018	119
0037 DU PAGE PCT 019	104
0038 DU PAGE PCT 020	68
0039 DU PAGE PCT 021	102
0040 DU PAGE PCT 022	122
0041 DU PAGE PCT 023	64
0042 DU PAGE PCT 024	92
0043 DU PAGE PCT 025	110
0044 DU PAGE PCT 026	104
0045 DU PAGE PCT 027	65
0046 DU PAGE PCT 028	79
0047 DU PAGE PCT 029	81
0048 DU PAGE PCT 030	58
0049 DU PAGE PCT 031	107
0050 DU PAGE PCT 032	131
0051 DU PAGE PCT 033	126
0052 DU PAGE PCT 034	249
0053 DU PAGE PCT 035	23
0054 DU PAGE PCT 036	131
0055 DU PAGE PCT 037	116
0056 FLORENCE PCT 001	52

**For City of Aurora details
 refer to that section of this book.**

VOTES PERCENT

STATE'S ATTORNEY

Vote for not more than 1
 01 = Dave Carlson

43,111 100.00

(CONTINUED FROM PREVIOUS PAGE)

01

0057 FRANKFORT PCT 001	197
0058 FRANKFORT PCT 002	195
0059 FRANKFORT PCT 003	168
0060 FRANKFORT PCT 004	158
0061 FRANKFORT PCT 005	192
0062 FRANKFORT PCT 006	183
0063 FRANKFORT PCT 007	181
0064 FRANKFORT PCT 008	118
0065 FRANKFORT PCT 009	161
0066 FRANKFORT PCT 010	160
0067 FRANKFORT PCT 011	167
0068 FRANKFORT PCT 012	177
0069 FRANKFORT PCT 013	157
0070 FRANKFORT PCT 014	129
0071 FRANKFORT PCT 015	134
0072 FRANKFORT PCT 016	151
0073 FRANKFORT PCT 017	263
0074 FRANKFORT PCT 018	247
0075 FRANKFORT PCT 019	133
0076 FRANKFORT PCT 020	157
0077 FRANKFORT PCT 021	208
0078 FRANKFORT PCT 022	200
0079 FRANKFORT PCT 023	203
0080 FRANKFORT PCT 024	148
0081 FRANKFORT PCT 025	230
0082 FRANKFORT PCT 026	267
0083 FRANKFORT PCT 027	162
0084 FRANKFORT PCT 028	221
0085 FRANKFORT PCT 029	215
0086 GREEN GARDEN PCT 001	193
0087 GREEN GARDEN PCT 002	186
0088 HOMER PCT 001	158
0089 HOMER PCT 002	261
0090 HOMER PCT 003	225
0091 HOMER PCT 004	327
0092 HOMER PCT 005	239
0093 HOMER PCT 006	240
0094 HOMER PCT 007	208
0095 HOMER PCT 008	234
0096 HOMER PCT 009	190
0097 HOMER PCT 010	191
0098 HOMER PCT 011	236
0099 HOMER PCT 012	276
0100 HOMER PCT 013	162
0101 HOMER PCT 014	250
0102 HOMER PCT 015	245
0103 HOMER PCT 016	188
0104 HOMER PCT 017	327
0105 HOMER PCT 018	167
0106 JACKSON PCT 001	175
0107 JACKSON PCT 002	183
0108 JOLIET PCT 001	77
0109 JOLIET PCT 002	112
0110 JOLIET PCT 003	83
0111 JOLIET PCT 004	91
0112 JOLIET PCT 005	12

VOTES PERCENT

STATE'S ATTORNEY

Vote for not more than 1
 01 = Dave Carlson

43.111 100.00

(CONTINUED FROM PREVIOUS PAGE) 01

0113 JOLIET PCT 006	7
0114 JOLIET PCT 007	31
0115 JOLIET PCT 008	85
0116 JOLIET PCT 009	56
0117 JOLIET PCT 010	106
0118 JOLIET PCT 011	78
0119 JOLIET PCT 012	45
0120 JOLIET PCT 013	9
0121 JOLIET PCT 014	8
0122 JOLIET PCT 015	48
0123 JOLIET PCT 016	36
0124 JOLIET PCT 017	148
0125 JOLIET PCT 018	188
0126 JOLIET PCT 019	96
0127 JOLIET PCT 020	98
0128 JOLIET PCT 021	147
0129 JOLIET PCT 022	84
0130 JOLIET PCT 023	60
0131 JOLIET PCT 024	42
0132 JOLIET PCT 025	109
0133 JOLIET PCT 026	52
0134 JOLIET PCT 027	14
0135 JOLIET PCT 028	4
0136 JOLIET PCT 029	36
0137 JOLIET PCT 030	80
0138 JOLIET PCT 031	94
0139 JOLIET PCT 032	9
0140 JOLIET PCT 033	70
0141 JOLIET PCT 034	41
0142 JOLIET PCT 035	70
0143 JOLIET PCT 036	28
0144 JOLIET PCT 037	63
0145 LOCKPORT PCT 001	477
0146 LOCKPORT PCT 002	107
0147 LOCKPORT PCT 003	104
0148 LOCKPORT PCT 004	80
0149 LOCKPORT PCT 005	158
0150 LOCKPORT PCT 006	71
0151 LOCKPORT PCT 007	70
0152 LOCKPORT PCT 008	40
0153 LOCKPORT PCT 009	300
0154 LOCKPORT PCT 010	118
0155 LOCKPORT PCT 011	110
0156 LOCKPORT PCT 012	149
0157 LOCKPORT PCT 013	504
0158 LOCKPORT PCT 014	151
0159 LOCKPORT PCT 015	67
0160 LOCKPORT PCT 016	158
0161 LOCKPORT PCT 017	190
0162 LOCKPORT PCT 018	147
0163 LOCKPORT PCT 019	160
0164 LOCKPORT PCT 020	133
0165 LOCKPORT PCT 021	100
0166 LOCKPORT PCT 022	102
0167 LOCKPORT PCT 023	69
0168 LOCKPORT PCT 024	18

VOTES PERCENT

STATE'S ATTORNEY

Vote for not more than 1
 01 = Dave Carlson

43,111 100.00

(CONTINUED FROM PREVIOUS PAGE) 01

0169 MANHATTAN PCT 001	186
0170 MANHATTAN PCT 002	195
0171 MANHATTAN PCT 003	267
0172 MANHATTAN PCT 004	153
0173 MONEE PCT 001	82
0174 MONEE PCT 002	30
0175 MONEE PCT 003	134
0176 MONEE PCT 004	173
0177 MONEE PCT 005	9
0178 MONEE PCT 006	7
0179 MONEE PCT 007	7
0180 MONEE PCT 008	123
0181 NEW LENOX PCT 001	102
0182 NEW LENOX PCT 002	180
0183 NEW LENOX PCT 003	127
0184 NEW LENOX PCT 004	177
0185 NEW LENOX PCT 005	197
0186 NEW LENOX PCT 006	211
0187 NEW LENOX PCT 007	265
0188 NEW LENOX PCT 008	201
0189 NEW LENOX PCT 009	175
0190 NEW LENOX PCT 010	229
0191 NEW LENOX PCT 011	185
0192 NEW LENOX PCT 012	145
0193 NEW LENOX PCT 013	182
0194 NEW LENOX PCT 014	181
0195 NEW LENOX PCT 015	188
0196 NEW LENOX PCT 016	214
0197 NEW LENOX PCT 017	201
0198 NEW LENOX PCT 018	144
0199 NEW LENOX PCT 019	153
0200 NEW LENOX PCT 020	204
0201 PEOTONE PCT 001	234
0202 PEOTONE PCT 002	222
0203 PLAINFIELD PCT 001	125
0204 PLAINFIELD PCT 002	113
0205 PLAINFIELD PCT 003	176
0206 PLAINFIELD PCT 004	37
0207 PLAINFIELD PCT 005	129
0208 PLAINFIELD PCT 006	93
0209 PLAINFIELD PCT 007	75
0210 PLAINFIELD PCT 008	156
0211 PLAINFIELD PCT 009	187
0212 PLAINFIELD PCT 010	179
0213 PLAINFIELD PCT 011	31
0214 PLAINFIELD PCT 012	75
0215 PLAINFIELD PCT 013	191
0216 PLAINFIELD PCT 014	152
0217 PLAINFIELD PCT 015	157
0218 PLAINFIELD PCT 016	177
0219 PLAINFIELD PCT 017	92
0220 PLAINFIELD PCT 018	88
0221 PLAINFIELD PCT 019	74
0222 PLAINFIELD PCT 020	119
0223 PLAINFIELD PCT 021	171
0224 PLAINFIELD PCT 022	114

VOTES PERCENT

STATE'S ATTORNEY

Vote for not more than 1
 01 = Dave Carlson

43,111 100.00

(CONTINUED FROM PREVIOUS PAGE) 01

0225 PLAINFIELD PCT 023	98
0226 PLAINFIELD PCT 024	177
0227 PLAINFIELD PCT 025	83
0228 PLAINFIELD PCT 026	59
0229 PLAINFIELD PCT 027	83
0230 PLAINFIELD PCT 028	126
0231 PLAINFIELD PCT 029	109
0232 PLAINFIELD PCT 030	144
0233 PLAINFIELD PCT 031	122
0234 PLAINFIELD PCT 032	87
0235 PLAINFIELD PCT 033	112
0236 PLAINFIELD PCT 034	73
0237 PLAINFIELD PCT 035	85
0238 PLAINFIELD PCT 036	113
0239 REED PCT 001	157
0240 REED PCT 002	165
0241 REED PCT 003	142
0242 TROY PCT 001	76
0243 TROY PCT 002	74
0244 TROY PCT 003	90
0245 TROY PCT 004	124
0246 TROY PCT 005	137
0247 TROY PCT 006	86
0248 TROY PCT 007	143
0249 TROY PCT 008	152
0250 TROY PCT 009	179
0251 TROY PCT 010	214
0252 TROY PCT 011	302
0253 TROY PCT 012	167
0254 TROY PCT 013	220
0255 TROY PCT 014	183
0256 TROY PCT 015	196
0257 TROY PCT 016	157
0258 TROY PCT 017	227
0259 TROY PCT 018	83
0260 TROY PCT 019	59
0261 TROY PCT 020	204
0262 TROY PCT 021	145
0263 TROY PCT 022	130
0264 TROY PCT 023	169
0265 WASHINGTON PCT 001	158
0266 WASHINGTON PCT 002	156
0267 WASHINGTON PCT 003	163
0268 WESLEY PCT 001	166
0269 WHEATLAND PCT 001	151
0270 WHEATLAND PCT 002	166
0271 WHEATLAND PCT 003	174
0272 WHEATLAND PCT 004	113
0273 WHEATLAND PCT 005	183
0274 WHEATLAND PCT 006	248
0275 WHEATLAND PCT 007	202
0276 WHEATLAND PCT 008	206
0277 WHEATLAND PCT 009	255
0278 WHEATLAND PCT 010	193
0279 WHEATLAND PCT 011	104
0280 WHEATLAND PCT 012	149

VOTES PERCENT

STATE'S ATTORNEY

Vote for not more than 1
 01 = Dave Carlson

43,111 100.00

(CONTINUED FROM PREVIOUS PAGE) 01

0281 WHEATLAND PCT 013	151
0282 WHEATLAND PCT 014	212
0283 WHEATLAND PCT 015	129
0284 WHEATLAND PCT 016	227
0285 WHEATLAND PCT 017	180
0286 WHEATLAND PCT 018	210
0287 WHEATLAND PCT 019	124
0288 WHEATLAND PCT 020	174
0289 WHEATLAND PCT 021	130
0290 WHEATLAND PCT 022	86
0291 WHEATLAND PCT 023	125
0292 WHEATLAND PCT 024	161
0293 WHEATLAND PCT 025	187
0294 WHEATLAND PCT 026	263
0295 WHEATLAND PCT 027	79
0296 WHEATLAND PCT 028	170
0297 WHEATLAND PCT 029	199
0298 WHEATLAND PCT 030	186
0299 WILL PCT 001	182
0300 WILMINGTON PCT 001	116
0301 WILMINGTON PCT 002	139
0302 WILMINGTON PCT 003	163
0303 WILTON PCT 001	108

VOTES PERCENT

COUNTY AUDITOR

Vote for not more than 1
01 = Mark Batinick

42.467 100.00

01

0001 CHANNAHON PCT 001	166
0002 CHANNAHON PCT 002	221
0003 CHANNAHON PCT 003	199
0004 CHANNAHON PCT 004	146
0005 CHANNAHON PCT 005	128
0006 CRETE PCT 001	72
0007 CRETE PCT 002	75
0008 CRETE PCT 003	83
0009 CRETE PCT 004	139
0010 CRETE PCT 005	78
0011 CRETE PCT 006	176
0012 CRETE PCT 007	100
0013 CRETE PCT 008	141
0014 CRETE PCT 009	139
0015 CRETE PCT 010	111
0016 CRETE PCT 011	187
0017 CRETE PCT 012	170
0018 CUSTER PCT 001	140
0019 DU PAGE PCT 001	182
0020 DU PAGE PCT 002	204
0021 DU PAGE PCT 003	214
0022 DU PAGE PCT 004	132
0023 DU PAGE PCT 005	130
0024 DU PAGE PCT 006	151
0025 DU PAGE PCT 007	216
0026 DU PAGE PCT 008	69
0027 DU PAGE PCT 009	82
0028 DU PAGE PCT 010	81
0029 DU PAGE PCT 011	95
0030 DU PAGE PCT 012	122
0031 DU PAGE PCT 013	72
0032 DU PAGE PCT 014	114
0033 DU PAGE PCT 015	105
0034 DU PAGE PCT 016	125
0035 DU PAGE PCT 017	100
0036 DU PAGE PCT 018	111
0037 DU PAGE PCT 019	102
0038 DU PAGE PCT 020	67
0039 DU PAGE PCT 021	100
0040 DU PAGE PCT 022	121
0041 DU PAGE PCT 023	65
0042 DU PAGE PCT 024	92
0043 DU PAGE PCT 025	106
0044 DU PAGE PCT 026	102
0045 DU PAGE PCT 027	65
0046 DU PAGE PCT 028	79
0047 DU PAGE PCT 029	80
0048 DU PAGE PCT 030	56
0049 DU PAGE PCT 031	107
0050 DU PAGE PCT 032	128
0051 DU PAGE PCT 033	118
0052 DU PAGE PCT 034	245
0053 DU PAGE PCT 035	22
0054 DU PAGE PCT 036	129
0055 DU PAGE PCT 037	114
0056 FLORENCE PCT 001	52

**For City of Aurora details
refer to that section of this book.**

VOTES PERCENT

COUNTY AUDITOR

Vote for not more than 1
01 = Mark Batinick

42,467 100.00

(CONTINUED FROM PREVIOUS PAGE)

01

0057 FRANKFORT PCT 001	194
0058 FRANKFORT PCT 002	190
0059 FRANKFORT PCT 003	163
0060 FRANKFORT PCT 004	154
0061 FRANKFORT PCT 005	189
0062 FRANKFORT PCT 006	180
0063 FRANKFORT PCT 007	180
0064 FRANKFORT PCT 008	120
0065 FRANKFORT PCT 009	156
0066 FRANKFORT PCT 010	158
0067 FRANKFORT PCT 011	168
0068 FRANKFORT PCT 012	174
0069 FRANKFORT PCT 013	154
0070 FRANKFORT PCT 014	124
0071 FRANKFORT PCT 015	135
0072 FRANKFORT PCT 016	150
0073 FRANKFORT PCT 017	252
0074 FRANKFORT PCT 018	240
0075 FRANKFORT PCT 019	133
0076 FRANKFORT PCT 020	153
0077 FRANKFORT PCT 021	204
0078 FRANKFORT PCT 022	202
0079 FRANKFORT PCT 023	197
0080 FRANKFORT PCT 024	146
0081 FRANKFORT PCT 025	225
0082 FRANKFORT PCT 026	259
0083 FRANKFORT PCT 027	158
0084 FRANKFORT PCT 028	217
0085 FRANKFORT PCT 029	213
0086 GREEN GARDEN PCT 001	194
0087 GREEN GARDEN PCT 002	189
0088 HOMER PCT 001	160
0089 HOMER PCT 002	261
0090 HOMER PCT 003	221
0091 HOMER PCT 004	325
0092 HOMER PCT 005	242
0093 HOMER PCT 006	240
0094 HOMER PCT 007	208
0095 HOMER PCT 008	233
0096 HOMER PCT 009	182
0097 HOMER PCT 010	195
0098 HOMER PCT 011	236
0099 HOMER PCT 012	272
0100 HOMER PCT 013	159
0101 HOMER PCT 014	246
0102 HOMER PCT 015	240
0103 HOMER PCT 016	188
0104 HOMER PCT 017	324
0105 HOMER PCT 018	166
0106 JACKSON PCT 001	168
0107 JACKSON PCT 002	175
0108 JOLIET PCT 001	75
0109 JOLIET PCT 002	111
0110 JOLIET PCT 003	81
0111 JOLIET PCT 004	91
0112 JOLIET PCT 005	11

VOTES PERCENT

COUNTY AUDITOR

Vote for not more than 1
 01 = Mark Batinick

42,467 100.00

(CONTINUED FROM PREVIOUS PAGE) 01

0113 JOLIET PCT 006	4
0114 JOLIET PCT 007	30
0115 JOLIET PCT 008	85
0116 JOLIET PCT 009	55
0117 JOLIET PCT 010	102
0118 JOLIET PCT 011	74
0119 JOLIET PCT 012	45
0120 JOLIET PCT 013	9
0121 JOLIET PCT 014	9
0122 JOLIET PCT 015	47
0123 JOLIET PCT 016	35
0124 JOLIET PCT 017	145
0125 JOLIET PCT 018	179
0126 JOLIET PCT 019	93
0127 JOLIET PCT 020	96
0128 JOLIET PCT 021	146
0129 JOLIET PCT 022	85
0130 JOLIET PCT 023	58
0131 JOLIET PCT 024	40
0132 JOLIET PCT 025	111
0133 JOLIET PCT 026	49
0134 JOLIET PCT 027	14
0135 JOLIET PCT 028	4
0136 JOLIET PCT 029	36
0137 JOLIET PCT 030	78
0138 JOLIET PCT 031	89
0139 JOLIET PCT 032	7
0140 JOLIET PCT 033	69
0141 JOLIET PCT 034	42
0142 JOLIET PCT 035	68
0143 JOLIET PCT 036	27
0144 JOLIET PCT 037	60
0145 LOCKPORT PCT 001	481
0146 LOCKPORT PCT 002	105
0147 LOCKPORT PCT 003	103
0148 LOCKPORT PCT 004	78
0149 LOCKPORT PCT 005	151
0150 LOCKPORT PCT 006	71
0151 LOCKPORT PCT 007	69
0152 LOCKPORT PCT 008	40
0153 LOCKPORT PCT 009	304
0154 LOCKPORT PCT 010	118
0155 LOCKPORT PCT 011	108
0156 LOCKPORT PCT 012	148
0157 LOCKPORT PCT 013	498
0158 LOCKPORT PCT 014	150
0159 LOCKPORT PCT 015	65
0160 LOCKPORT PCT 016	156
0161 LOCKPORT PCT 017	184
0162 LOCKPORT PCT 018	144
0163 LOCKPORT PCT 019	154
0164 LOCKPORT PCT 020	131
0165 LOCKPORT PCT 021	99
0166 LOCKPORT PCT 022	102
0167 LOCKPORT PCT 023	67
0168 LOCKPORT PCT 024	18

VOTES PERCENT

COUNTY AUDITOR

Vote for not more than 1
 01 = Mark Batinick

42,467 100.00

(CONTINUED FROM PREVIOUS PAGE) 01

0169 MANHATTAN PCT 001	180
0170 MANHATTAN PCT 002	190
0171 MANHATTAN PCT 003	263
0172 MANHATTAN PCT 004	149
0173 MONEE PCT 001	81
0174 MONEE PCT 002	31
0175 MONEE PCT 003	131
0176 MONEE PCT 004	171
0177 MONEE PCT 005	9
0178 MONEE PCT 006	7
0179 MONEE PCT 007	7
0180 MONEE PCT 008	121
0181 NEW LENOX PCT 001	101
0182 NEW LENOX PCT 002	176
0183 NEW LENOX PCT 003	126
0184 NEW LENOX PCT 004	175
0185 NEW LENOX PCT 005	193
0186 NEW LENOX PCT 006	207
0187 NEW LENOX PCT 007	262
0188 NEW LENOX PCT 008	201
0189 NEW LENOX PCT 009	167
0190 NEW LENOX PCT 010	224
0191 NEW LENOX PCT 011	180
0192 NEW LENOX PCT 012	142
0193 NEW LENOX PCT 013	183
0194 NEW LENOX PCT 014	178
0195 NEW LENOX PCT 015	184
0196 NEW LENOX PCT 016	209
0197 NEW LENOX PCT 017	199
0198 NEW LENOX PCT 018	143
0199 NEW LENOX PCT 019	148
0200 NEW LENOX PCT 020	198
0201 PEOTONE PCT 001	231
0202 PEOTONE PCT 002	215
0203 PLAINFIELD PCT 001	126
0204 PLAINFIELD PCT 002	113
0205 PLAINFIELD PCT 003	179
0206 PLAINFIELD PCT 004	36
0207 PLAINFIELD PCT 005	128
0208 PLAINFIELD PCT 006	93
0209 PLAINFIELD PCT 007	76
0210 PLAINFIELD PCT 008	155
0211 PLAINFIELD PCT 009	184
0212 PLAINFIELD PCT 010	177
0213 PLAINFIELD PCT 011	31
0214 PLAINFIELD PCT 012	75
0215 PLAINFIELD PCT 013	186
0216 PLAINFIELD PCT 014	152
0217 PLAINFIELD PCT 015	157
0218 PLAINFIELD PCT 016	170
0219 PLAINFIELD PCT 017	92
0220 PLAINFIELD PCT 018	85
0221 PLAINFIELD PCT 019	71
0222 PLAINFIELD PCT 020	118
0223 PLAINFIELD PCT 021	167
0224 PLAINFIELD PCT 022	110

VOTES PERCENT

COUNTY AUDITOR

Vote for not more than 1
 01 = Mark Batinick

42.467 100.00

(CONTINUED FROM PREVIOUS PAGE)

01

0225 PLAINFIELD PCT 023	96
0226 PLAINFIELD PCT 024	173
0227 PLAINFIELD PCT 025	81
0228 PLAINFIELD PCT 026	59
0229 PLAINFIELD PCT 027	82
0230 PLAINFIELD PCT 028	122
0231 PLAINFIELD PCT 029	104
0232 PLAINFIELD PCT 030	140
0233 PLAINFIELD PCT 031	123
0234 PLAINFIELD PCT 032	87
0235 PLAINFIELD PCT 033	111
0236 PLAINFIELD PCT 034	72
0237 PLAINFIELD PCT 035	85
0238 PLAINFIELD PCT 036	110
0239 REED PCT 001	157
0240 REED PCT 002	159
0241 REED PCT 003	139
0242 TROY PCT 001	76
0243 TROY PCT 002	68
0244 TROY PCT 003	85
0245 TROY PCT 004	124
0246 TROY PCT 005	137
0247 TROY PCT 006	80
0248 TROY PCT 007	136
0249 TROY PCT 008	148
0250 TROY PCT 009	174
0251 TROY PCT 010	212
0252 TROY PCT 011	291
0253 TROY PCT 012	163
0254 TROY PCT 013	219
0255 TROY PCT 014	176
0256 TROY PCT 015	194
0257 TROY PCT 016	155
0258 TROY PCT 017	222
0259 TROY PCT 018	84
0260 TROY PCT 019	58
0261 TROY PCT 020	202
0262 TROY PCT 021	144
0263 TROY PCT 022	129
0264 TROY PCT 023	169
0265 WASHINGTON PCT 001	155
0266 WASHINGTON PCT 002	155
0267 WASHINGTON PCT 003	161
0268 WESLEY PCT 001	164
0269 WHEATLAND PCT 001	150
0270 WHEATLAND PCT 002	161
0271 WHEATLAND PCT 003	174
0272 WHEATLAND PCT 004	110
0273 WHEATLAND PCT 005	180
0274 WHEATLAND PCT 006	244
0275 WHEATLAND PCT 007	203
0276 WHEATLAND PCT 008	201
0277 WHEATLAND PCT 009	248
0278 WHEATLAND PCT 010	192
0279 WHEATLAND PCT 011	103
0280 WHEATLAND PCT 012	150

VOTES PERCENT

COUNTY AUDITOR

Vote for not more than 1
 01 = Mark Batinick

42,467 100.00

(CONTINUED FROM PREVIOUS PAGE)

 01

0281 WHEATLAND PCT 013	152
0282 WHEATLAND PCT 014	205
0283 WHEATLAND PCT 015	131
0284 WHEATLAND PCT 016	224
0285 WHEATLAND PCT 017	178
0286 WHEATLAND PCT 018	207
0287 WHEATLAND PCT 019	123
0288 WHEATLAND PCT 020	174
0289 WHEATLAND PCT 021	132
0290 WHEATLAND PCT 022	83
0291 WHEATLAND PCT 023	121
0292 WHEATLAND PCT 024	157
0293 WHEATLAND PCT 025	186
0294 WHEATLAND PCT 026	261
0295 WHEATLAND PCT 027	78
0296 WHEATLAND PCT 028	170
0297 WHEATLAND PCT 029	201
0298 WHEATLAND PCT 030	184
0299 WILL PCT 001	182
0300 WILMINGTON PCT 001	116
0301 WILMINGTON PCT 002	135
0302 WILMINGTON PCT 003	159
0303 WILTON PCT 001	106

CORONER
 Vote for not more than 1
 01 = Charles Lyons

VOTES PERCENT
 42,606 100.00

	-----	01

0001 CHANNAHON PCT 001		162
0002 CHANNAHON PCT 002		221
0003 CHANNAHON PCT 003		197
0004 CHANNAHON PCT 004		147
0005 CHANNAHON PCT 005		124
0006 CRETE PCT 001		73
0007 CRETE PCT 002		76
0008 CRETE PCT 003		84
0009 CRETE PCT 004		142
0010 CRETE PCT 005		79
0011 CRETE PCT 006		177
0012 CRETE PCT 007		99
0013 CRETE PCT 008		144
0014 CRETE PCT 009		138
0015 CRETE PCT 010		113
0016 CRETE PCT 011		187
0017 CRETE PCT 012		173
0018 CUSTER PCT 001		139
0019 DU PAGE PCT 001		182
0020 DU PAGE PCT 002		204
0021 DU PAGE PCT 003		215
0022 DU PAGE PCT 004		132
0023 DU PAGE PCT 005		128
0024 DU PAGE PCT 006		146
0025 DU PAGE PCT 007		216
0026 DU PAGE PCT 008		73
0027 DU PAGE PCT 009		81
0028 DU PAGE PCT 010		83
0029 DU PAGE PCT 011		94
0030 DU PAGE PCT 012		122
0031 DU PAGE PCT 013		73
0032 DU PAGE PCT 014		114
0033 DU PAGE PCT 015		105
0034 DU PAGE PCT 016		124
0035 DU PAGE PCT 017		102
0036 DU PAGE PCT 018		115
0037 DU PAGE PCT 019		104
0038 DU PAGE PCT 020		67
0039 DU PAGE PCT 021		105
0040 DU PAGE PCT 022		124
0041 DU PAGE PCT 023		68
0042 DU PAGE PCT 024		93
0043 DU PAGE PCT 025		108
0044 DU PAGE PCT 026		102
0045 DU PAGE PCT 027		66
0046 DU PAGE PCT 028		79
0047 DU PAGE PCT 029		80
0048 DU PAGE PCT 030		57
0049 DU PAGE PCT 031		108
0050 DU PAGE PCT 032		128
0051 DU PAGE PCT 033		121
0052 DU PAGE PCT 034		248
0053 DU PAGE PCT 035		22
0054 DU PAGE PCT 036		129
0055 DU PAGE PCT 037		115
0056 FLORENCE PCT 001		53

**For City of Aurora details
 refer to that section of this book.**

VOTES PERCENT

CORONER

Vote for not more than 1
 01 = Charles Lyons

42,606 100.00

(CONTINUED FROM PREVIOUS PAGE) 01

0057 FRANKFORT PCT 001	193
0058 FRANKFORT PCT 002	190
0059 FRANKFORT PCT 003	163
0060 FRANKFORT PCT 004	154
0061 FRANKFORT PCT 005	190
0062 FRANKFORT PCT 006	182
0063 FRANKFORT PCT 007	179
0064 FRANKFORT PCT 008	119
0065 FRANKFORT PCT 009	161
0066 FRANKFORT PCT 010	159
0067 FRANKFORT PCT 011	167
0068 FRANKFORT PCT 012	175
0069 FRANKFORT PCT 013	154
0070 FRANKFORT PCT 014	127
0071 FRANKFORT PCT 015	133
0072 FRANKFORT PCT 016	154
0073 FRANKFORT PCT 017	252
0074 FRANKFORT PCT 018	242
0075 FRANKFORT PCT 019	134
0076 FRANKFORT PCT 020	156
0077 FRANKFORT PCT 021	205
0078 FRANKFORT PCT 022	205
0079 FRANKFORT PCT 023	200
0080 FRANKFORT PCT 024	147
0081 FRANKFORT PCT 025	227
0082 FRANKFORT PCT 026	265
0083 FRANKFORT PCT 027	158
0084 FRANKFORT PCT 028	215
0085 FRANKFORT PCT 029	215
0086 GREEN GARDEN PCT 001	190
0087 GREEN GARDEN PCT 002	187
0088 HOMER PCT 001	158
0089 HOMER PCT 002	261
0090 HOMER PCT 003	222
0091 HOMER PCT 004	329
0092 HOMER PCT 005	241
0093 HOMER PCT 006	240
0094 HOMER PCT 007	208
0095 HOMER PCT 008	232
0096 HOMER PCT 009	188
0097 HOMER PCT 010	196
0098 HOMER PCT 011	235
0099 HOMER PCT 012	276
0100 HOMER PCT 013	157
0101 HOMER PCT 014	250
0102 HOMER PCT 015	239
0103 HOMER PCT 016	190
0104 HOMER PCT 017	326
0105 HOMER PCT 018	167
0106 JACKSON PCT 001	163
0107 JACKSON PCT 002	174
0108 JOLIET PCT 001	76
0109 JOLIET PCT 002	110
0110 JOLIET PCT 003	82
0111 JOLIET PCT 004	88
0112 JOLIET PCT 005	11

VOTES PERCENT

CORONER

Vote for not more than 1
 01 = Charles Lyons

42,606 100.00

(CONTINUED FROM PREVIOUS PAGE)

	-----	01

0113 JOLIET PCT 006		5
0114 JOLIET PCT 007		31
0115 JOLIET PCT 008		86
0116 JOLIET PCT 009		56
0117 JOLIET PCT 010		104
0118 JOLIET PCT 011		75
0119 JOLIET PCT 012		46
0120 JOLIET PCT 013		9
0121 JOLIET PCT 014		10
0122 JOLIET PCT 015		46
0123 JOLIET PCT 016		36
0124 JOLIET PCT 017		148
0125 JOLIET PCT 018		182
0126 JOLIET PCT 019		94
0127 JOLIET PCT 020		97
0128 JOLIET PCT 021		149
0129 JOLIET PCT 022		84
0130 JOLIET PCT 023		59
0131 JOLIET PCT 024		41
0132 JOLIET PCT 025		110
0133 JOLIET PCT 026		50
0134 JOLIET PCT 027		14
0135 JOLIET PCT 028		4
0136 JOLIET PCT 029		34
0137 JOLIET PCT 030		79
0138 JOLIET PCT 031		96
0139 JOLIET PCT 032		7
0140 JOLIET PCT 033		69
0141 JOLIET PCT 034		42
0142 JOLIET PCT 035		65
0143 JOLIET PCT 036		28
0144 JOLIET PCT 037		61
0145 LOCKPORT PCT 001		479
0146 LOCKPORT PCT 002		104
0147 LOCKPORT PCT 003		103
0148 LOCKPORT PCT 004		80
0149 LOCKPORT PCT 005		151
0150 LOCKPORT PCT 006		72
0151 LOCKPORT PCT 007		69
0152 LOCKPORT PCT 008		39
0153 LOCKPORT PCT 009		304
0154 LOCKPORT PCT 010		114
0155 LOCKPORT PCT 011		102
0156 LOCKPORT PCT 012		139
0157 LOCKPORT PCT 013		499
0158 LOCKPORT PCT 014		150
0159 LOCKPORT PCT 015		66
0160 LOCKPORT PCT 016		149
0161 LOCKPORT PCT 017		170
0162 LOCKPORT PCT 018		144
0163 LOCKPORT PCT 019		156
0164 LOCKPORT PCT 020		132
0165 LOCKPORT PCT 021		101
0166 LOCKPORT PCT 022		102
0167 LOCKPORT PCT 023		69
0168 LOCKPORT PCT 024		17

VOTES PERCENT

CORONER

Vote for not more than 1
 01 = Charles Lyons

42,606 100.00

(CONTINUED FROM PREVIOUS PAGE)

01

0169 MANHATTAN PCT 001	188
0170 MANHATTAN PCT 002	190
0171 MANHATTAN PCT 003	258
0172 MANHATTAN PCT 004	149
0173 MONEE PCT 001	82
0174 MONEE PCT 002	31
0175 MONEE PCT 003	133
0176 MONEE PCT 004	175
0177 MONEE PCT 005	8
0178 MONEE PCT 006	7
0179 MONEE PCT 007	7
0180 MONEE PCT 008	121
0181 NEW LENOX PCT 001	101
0182 NEW LENOX PCT 002	175
0183 NEW LENOX PCT 003	128
0184 NEW LENOX PCT 004	175
0185 NEW LENOX PCT 005	190
0186 NEW LENOX PCT 006	208
0187 NEW LENOX PCT 007	262
0188 NEW LENOX PCT 008	201
0189 NEW LENOX PCT 009	167
0190 NEW LENOX PCT 010	225
0191 NEW LENOX PCT 011	179
0192 NEW LENOX PCT 012	143
0193 NEW LENOX PCT 013	179
0194 NEW LENOX PCT 014	181
0195 NEW LENOX PCT 015	184
0196 NEW LENOX PCT 016	211
0197 NEW LENOX PCT 017	200
0198 NEW LENOX PCT 018	143
0199 NEW LENOX PCT 019	148
0200 NEW LENOX PCT 020	199
0201 PEOTONE PCT 001	231
0202 PEOTONE PCT 002	219
0203 PLAINFIELD PCT 001	124
0204 PLAINFIELD PCT 002	113
0205 PLAINFIELD PCT 003	176
0206 PLAINFIELD PCT 004	36
0207 PLAINFIELD PCT 005	128
0208 PLAINFIELD PCT 006	94
0209 PLAINFIELD PCT 007	77
0210 PLAINFIELD PCT 008	156
0211 PLAINFIELD PCT 009	181
0212 PLAINFIELD PCT 010	178
0213 PLAINFIELD PCT 011	31
0214 PLAINFIELD PCT 012	74
0215 PLAINFIELD PCT 013	186
0216 PLAINFIELD PCT 014	155
0217 PLAINFIELD PCT 015	155
0218 PLAINFIELD PCT 016	176
0219 PLAINFIELD PCT 017	88
0220 PLAINFIELD PCT 018	84
0221 PLAINFIELD PCT 019	71
0222 PLAINFIELD PCT 020	116
0223 PLAINFIELD PCT 021	166
0224 PLAINFIELD PCT 022	110

VOTES PERCENT

CORONER

Vote for not more than 1
 01 = Charles Lyons

42,606 100.00

(CONTINUED FROM PREVIOUS PAGE)

	-----	01

0225 PLAINFIELD PCT 023	100	
0226 PLAINFIELD PCT 024	174	
0227 PLAINFIELD PCT 025	82	
0228 PLAINFIELD PCT 026	60	
0229 PLAINFIELD PCT 027	84	
0230 PLAINFIELD PCT 028	124	
0231 PLAINFIELD PCT 029	105	
0232 PLAINFIELD PCT 030	136	
0233 PLAINFIELD PCT 031	121	
0234 PLAINFIELD PCT 032	88	
0235 PLAINFIELD PCT 033	112	
0236 PLAINFIELD PCT 034	72	
0237 PLAINFIELD PCT 035	85	
0238 PLAINFIELD PCT 036	115	
0239 REED PCT 001	157	
0240 REED PCT 002	161	
0241 REED PCT 003	141	
0242 TROY PCT 001	78	
0243 TROY PCT 002	69	
0244 TROY PCT 003	86	
0245 TROY PCT 004	124	
0246 TROY PCT 005	137	
0247 TROY PCT 006	80	
0248 TROY PCT 007	138	
0249 TROY PCT 008	148	
0250 TROY PCT 009	177	
0251 TROY PCT 010	214	
0252 TROY PCT 011	291	
0253 TROY PCT 012	164	
0254 TROY PCT 013	220	
0255 TROY PCT 014	179	
0256 TROY PCT 015	197	
0257 TROY PCT 016	149	
0258 TROY PCT 017	227	
0259 TROY PCT 018	81	
0260 TROY PCT 019	56	
0261 TROY PCT 020	203	
0262 TROY PCT 021	146	
0263 TROY PCT 022	126	
0264 TROY PCT 023	173	
0265 WASHINGTON PCT 001	164	
0266 WASHINGTON PCT 002	156	
0267 WASHINGTON PCT 003	162	
0268 WESLEY PCT 001	164	
0269 WHEATLAND PCT 001	151	
0270 WHEATLAND PCT 002	164	
0271 WHEATLAND PCT 003	172	
0272 WHEATLAND PCT 004	112	
0273 WHEATLAND PCT 005	179	
0274 WHEATLAND PCT 006	244	
0275 WHEATLAND PCT 007	203	
0276 WHEATLAND PCT 008	203	
0277 WHEATLAND PCT 009	255	
0278 WHEATLAND PCT 010	190	
0279 WHEATLAND PCT 011	106	
0280 WHEATLAND PCT 012	147	

VOTES PERCENT

CORONER

Vote for not more than 1
 01 = Charles Lyons

42,606 100.00

(CONTINUED FROM PREVIOUS PAGE) 01

0281 WHEATLAND PCT 013	151
0282 WHEATLAND PCT 014	210
0283 WHEATLAND PCT 015	128
0284 WHEATLAND PCT 016	223
0285 WHEATLAND PCT 017	178
0286 WHEATLAND PCT 018	207
0287 WHEATLAND PCT 019	122
0288 WHEATLAND PCT 020	174
0289 WHEATLAND PCT 021	130
0290 WHEATLAND PCT 022	85
0291 WHEATLAND PCT 023	124
0292 WHEATLAND PCT 024	158
0293 WHEATLAND PCT 025	188
0294 WHEATLAND PCT 026	263
0295 WHEATLAND PCT 027	79
0296 WHEATLAND PCT 028	170
0297 WHEATLAND PCT 029	198
0298 WHEATLAND PCT 030	184
0299 WILL PCT 001	180
0300 WILMINGTON PCT 001	117
0301 WILMINGTON PCT 002	139
0302 WILMINGTON PCT 003	159
0303 WILTON PCT 001	108

CHIEF EXECUTIVE OFFICER
 Vote for not more than 1
 01 = Cory Singer

VOTES PERCENT
 42,321 100.00

	-----	01

0001 CHANNAHON PCT 001		167
0002 CHANNAHON PCT 002		221
0003 CHANNAHON PCT 003		200
0004 CHANNAHON PCT 004		150
0005 CHANNAHON PCT 005		127
0006 CRETE PCT 001		75
0007 CRETE PCT 002		77
0008 CRETE PCT 003		84
0009 CRETE PCT 004		143
0010 CRETE PCT 005		80
0011 CRETE PCT 006		177
0012 CRETE PCT 007		100
0013 CRETE PCT 008		145
0014 CRETE PCT 009		140
0015 CRETE PCT 010		114
0016 CRETE PCT 011		187
0017 CRETE PCT 012		172
0018 CUSTER PCT 001		137
0019 DU PAGE PCT 001		183
0020 DU PAGE PCT 002		205
0021 DU PAGE PCT 003		213
0022 DU PAGE PCT 004		131
0023 DU PAGE PCT 005		125
0024 DU PAGE PCT 006		151
0025 DU PAGE PCT 007		214
0026 DU PAGE PCT 008		70
0027 DU PAGE PCT 009		79
0028 DU PAGE PCT 010		79
0029 DU PAGE PCT 011		95
0030 DU PAGE PCT 012		121
0031 DU PAGE PCT 013		73
0032 DU PAGE PCT 014		114
0033 DU PAGE PCT 015		101
0034 DU PAGE PCT 016		123
0035 DU PAGE PCT 017		100
0036 DU PAGE PCT 018		113
0037 DU PAGE PCT 019		102
0038 DU PAGE PCT 020		67
0039 DU PAGE PCT 021		100
0040 DU PAGE PCT 022		124
0041 DU PAGE PCT 023		64
0042 DU PAGE PCT 024		90
0043 DU PAGE PCT 025		104
0044 DU PAGE PCT 026		103
0045 DU PAGE PCT 027		63
0046 DU PAGE PCT 028		79
0047 DU PAGE PCT 029		80
0048 DU PAGE PCT 030		55
0049 DU PAGE PCT 031		106
0050 DU PAGE PCT 032		131
0051 DU PAGE PCT 033		120
0052 DU PAGE PCT 034		236
0053 DU PAGE PCT 035		22
0054 DU PAGE PCT 036		131
0055 DU PAGE PCT 037		114
0056 FLORENCE PCT 001		52

**For City of Aurora details
 refer to that section of this book.**

VOTES PERCENT

CHIEF EXECUTIVE OFFICER
 Vote for not more than 1
 01 = Cory Singer

42.321 100.00

(CONTINUED FROM PREVIOUS PAGE) 01

0057 FRANKFORT PCT 001	195
0058 FRANKFORT PCT 002	193
0059 FRANKFORT PCT 003	161
0060 FRANKFORT PCT 004	151
0061 FRANKFORT PCT 005	193
0062 FRANKFORT PCT 006	180
0063 FRANKFORT PCT 007	179
0064 FRANKFORT PCT 008	118
0065 FRANKFORT PCT 009	158
0066 FRANKFORT PCT 010	158
0067 FRANKFORT PCT 011	169
0068 FRANKFORT PCT 012	174
0069 FRANKFORT PCT 013	155
0070 FRANKFORT PCT 014	125
0071 FRANKFORT PCT 015	135
0072 FRANKFORT PCT 016	146
0073 FRANKFORT PCT 017	261
0074 FRANKFORT PCT 018	251
0075 FRANKFORT PCT 019	133
0076 FRANKFORT PCT 020	161
0077 FRANKFORT PCT 021	206
0078 FRANKFORT PCT 022	204
0079 FRANKFORT PCT 023	208
0080 FRANKFORT PCT 024	147
0081 FRANKFORT PCT 025	246
0082 FRANKFORT PCT 026	276
0083 FRANKFORT PCT 027	163
0084 FRANKFORT PCT 028	225
0085 FRANKFORT PCT 029	229
0086 GREEN GARDEN PCT 001	193
0087 GREEN GARDEN PCT 002	180
0088 HOMER PCT 001	150
0089 HOMER PCT 002	250
0090 HOMER PCT 003	219
0091 HOMER PCT 004	311
0092 HOMER PCT 005	230
0093 HOMER PCT 006	231
0094 HOMER PCT 007	195
0095 HOMER PCT 008	221
0096 HOMER PCT 009	178
0097 HOMER PCT 010	173
0098 HOMER PCT 011	219
0099 HOMER PCT 012	256
0100 HOMER PCT 013	161
0101 HOMER PCT 014	232
0102 HOMER PCT 015	239
0103 HOMER PCT 016	165
0104 HOMER PCT 017	293
0105 HOMER PCT 018	167
0106 JACKSON PCT 001	167
0107 JACKSON PCT 002	180
0108 JOLIET PCT 001	73
0109 JOLIET PCT 002	105
0110 JOLIET PCT 003	83
0111 JOLIET PCT 004	90
0112 JOLIET PCT 005	11

VOTES PERCENT

CHIEF EXECUTIVE OFFICER
 Vote for not more than 1
 01 = Cory Singer

42,321 100.00

(CONTINUED FROM PREVIOUS PAGE) 01

0113 JOLIET PCT 006	4
0114 JOLIET PCT 007	31
0115 JOLIET PCT 008	82
0116 JOLIET PCT 009	52
0117 JOLIET PCT 010	106
0118 JOLIET PCT 011	77
0119 JOLIET PCT 012	46
0120 JOLIET PCT 013	9
0121 JOLIET PCT 014	9
0122 JOLIET PCT 015	47
0123 JOLIET PCT 016	35
0124 JOLIET PCT 017	150
0125 JOLIET PCT 018	181
0126 JOLIET PCT 019	92
0127 JOLIET PCT 020	98
0128 JOLIET PCT 021	147
0129 JOLIET PCT 022	84
0130 JOLIET PCT 023	58
0131 JOLIET PCT 024	42
0132 JOLIET PCT 025	111
0133 JOLIET PCT 026	50
0134 JOLIET PCT 027	14
0135 JOLIET PCT 028	4
0136 JOLIET PCT 029	36
0137 JOLIET PCT 030	80
0138 JOLIET PCT 031	90
0139 JOLIET PCT 032	7
0140 JOLIET PCT 033	69
0141 JOLIET PCT 034	41
0142 JOLIET PCT 035	68
0143 JOLIET PCT 036	28
0144 JOLIET PCT 037	60
0145 LOCKPORT PCT 001	458
0146 LOCKPORT PCT 002	104
0147 LOCKPORT PCT 003	103
0148 LOCKPORT PCT 004	79
0149 LOCKPORT PCT 005	154
0150 LOCKPORT PCT 006	70
0151 LOCKPORT PCT 007	67
0152 LOCKPORT PCT 008	36
0153 LOCKPORT PCT 009	296
0154 LOCKPORT PCT 010	117
0155 LOCKPORT PCT 011	106
0156 LOCKPORT PCT 012	145
0157 LOCKPORT PCT 013	500
0158 LOCKPORT PCT 014	151
0159 LOCKPORT PCT 015	67
0160 LOCKPORT PCT 016	154
0161 LOCKPORT PCT 017	179
0162 LOCKPORT PCT 018	146
0163 LOCKPORT PCT 019	157
0164 LOCKPORT PCT 020	130
0165 LOCKPORT PCT 021	100
0166 LOCKPORT PCT 022	103
0167 LOCKPORT PCT 023	65
0168 LOCKPORT PCT 024	17

ABSTRACT OF VOTES

GENERAL PRIMARY ELECTION
 MARCH 20, 2012
 REPUBLICAN

OFFICIAL RESULTS
 REPORT -EL52

PAGE 0034

VOTES PERCENT

CHIEF EXECUTIVE OFFICER

Vote for not more than 1

01 = Cory Singer

42,321 100.00

(CONTINUED FROM PREVIOUS PAGE) 01

0169 MANHATTAN PCT 001	182
0170 MANHATTAN PCT 002	189
0171 MANHATTAN PCT 003	262
0172 MANHATTAN PCT 004	149
0173 MONEE PCT 001	82
0174 MONEE PCT 002	31
0175 MONEE PCT 003	130
0176 MONEE PCT 004	173
0177 MONEE PCT 005	9
0178 MONEE PCT 006	7
0179 MONEE PCT 007	10
0180 MONEE PCT 008	121
0181 NEW LENOX PCT 001	102
0182 NEW LENOX PCT 002	174
0183 NEW LENOX PCT 003	122
0184 NEW LENOX PCT 004	177
0185 NEW LENOX PCT 005	190
0186 NEW LENOX PCT 006	209
0187 NEW LENOX PCT 007	267
0188 NEW LENOX PCT 008	204
0189 NEW LENOX PCT 009	174
0190 NEW LENOX PCT 010	227
0191 NEW LENOX PCT 011	182
0192 NEW LENOX PCT 012	148
0193 NEW LENOX PCT 013	184
0194 NEW LENOX PCT 014	186
0195 NEW LENOX PCT 015	184
0196 NEW LENOX PCT 016	214
0197 NEW LENOX PCT 017	201
0198 NEW LENOX PCT 018	146
0199 NEW LENOX PCT 019	156
0200 NEW LENOX PCT 020	202
0201 PEOTONE PCT 001	235
0202 PEOTONE PCT 002	219
0203 PLAINFIELD PCT 001	123
0204 PLAINFIELD PCT 002	115
0205 PLAINFIELD PCT 003	178
0206 PLAINFIELD PCT 004	36
0207 PLAINFIELD PCT 005	123
0208 PLAINFIELD PCT 006	91
0209 PLAINFIELD PCT 007	71
0210 PLAINFIELD PCT 008	155
0211 PLAINFIELD PCT 009	179
0212 PLAINFIELD PCT 010	174
0213 PLAINFIELD PCT 011	30
0214 PLAINFIELD PCT 012	76
0215 PLAINFIELD PCT 013	183
0216 PLAINFIELD PCT 014	154
0217 PLAINFIELD PCT 015	154
0218 PLAINFIELD PCT 016	167
0219 PLAINFIELD PCT 017	90
0220 PLAINFIELD PCT 018	85
0221 PLAINFIELD PCT 019	69
0222 PLAINFIELD PCT 020	113
0223 PLAINFIELD PCT 021	164
0224 PLAINFIELD PCT 022	108

VOTES PERCENT

CHIEF EXECUTIVE OFFICER

Vote for not more than 1

01 = Cory Singer

42,321 100.00

(CONTINUED FROM PREVIOUS PAGE)

	01

0225 PLAINFIELD PCT 023	98
0226 PLAINFIELD PCT 024	174
0227 PLAINFIELD PCT 025	80
0228 PLAINFIELD PCT 026	57
0229 PLAINFIELD PCT 027	81
0230 PLAINFIELD PCT 028	116
0231 PLAINFIELD PCT 029	106
0232 PLAINFIELD PCT 030	136
0233 PLAINFIELD PCT 031	122
0234 PLAINFIELD PCT 032	84
0235 PLAINFIELD PCT 033	111
0236 PLAINFIELD PCT 034	75
0237 PLAINFIELD PCT 035	80
0238 PLAINFIELD PCT 036	113
0239 REED PCT 001	156
0240 REED PCT 002	163
0241 REED PCT 003	138
0242 TROY PCT 001	76
0243 TROY PCT 002	68
0244 TROY PCT 003	87
0245 TROY PCT 004	124
0246 TROY PCT 005	133
0247 TROY PCT 006	74
0248 TROY PCT 007	139
0249 TROY PCT 008	143
0250 TROY PCT 009	184
0251 TROY PCT 010	211
0252 TROY PCT 011	300
0253 TROY PCT 012	162
0254 TROY PCT 013	214
0255 TROY PCT 014	179
0256 TROY PCT 015	189
0257 TROY PCT 016	155
0258 TROY PCT 017	226
0259 TROY PCT 018	83
0260 TROY PCT 019	57
0261 TROY PCT 020	201
0262 TROY PCT 021	139
0263 TROY PCT 022	128
0264 TROY PCT 023	175
0265 WASHINGTON PCT 001	159
0266 WASHINGTON PCT 002	156
0267 WASHINGTON PCT 003	159
0268 WESLEY PCT 001	163
0269 WHEATLAND PCT 001	151
0270 WHEATLAND PCT 002	163
0271 WHEATLAND PCT 003	172
0272 WHEATLAND PCT 004	110
0273 WHEATLAND PCT 005	179
0274 WHEATLAND PCT 006	245
0275 WHEATLAND PCT 007	201
0276 WHEATLAND PCT 008	202
0277 WHEATLAND PCT 009	254
0278 WHEATLAND PCT 010	187
0279 WHEATLAND PCT 011	105
0280 WHEATLAND PCT 012	147

VOTES PERCENT

CHIEF EXECUTIVE OFFICER

Vote for not more than 1
01 = Cory Singer

42,321 100.00


(CONTINUED FROM PREVIOUS PAGE) 01

0281 WHEATLAND PCT 013	150
0282 WHEATLAND PCT 014	210
0283 WHEATLAND PCT 015	127
0284 WHEATLAND PCT 016	222
0285 WHEATLAND PCT 017	175
0286 WHEATLAND PCT 018	211
0287 WHEATLAND PCT 019	122
0288 WHEATLAND PCT 020	174
0289 WHEATLAND PCT 021	129
0290 WHEATLAND PCT 022	85
0291 WHEATLAND PCT 023	117
0292 WHEATLAND PCT 024	153
0293 WHEATLAND PCT 025	183
0294 WHEATLAND PCT 026	253
0295 WHEATLAND PCT 027	77
0296 WHEATLAND PCT 028	169
0297 WHEATLAND PCT 029	191
0298 WHEATLAND PCT 030	182
0299 WILL PCT 001	186
0300 WILMINGTON PCT 001	115
0301 WILMINGTON PCT 002	134
0302 WILMINGTON PCT 003	158
0303 WILTON PCT 001	109



Nancy Schultz Voots

W I L L C O U N T Y C L E R K



Republican Party

COUNTY BOARD SUMMARY

**(DISTRICTS 1, 2, 3, 4, 5, 6,
7, 8, 9, 10, 11, 12 & 13)**

	VOTES	PERCENT		VOTES	PERCENT
COUNTY BOARD MEMBER DISTRICT ONE					
Vote for not more than 2					
01 = Heather Van Cleave Farquhar	1,028	16.94	03 = Kent B. Heisner	1,581	26.05
02 = Dave Stockton	1,334	21.98	04 = Judy Ogalla	2,126	35.03

	01	02	03	04
0006 CRETE PCT 001	27	39	32	40
0007 CRETE PCT 002	29	42	28	35
0008 CRETE PCT 003	31	49	37	48
0009 CRETE PCT 004	41	85	66	82
0010 CRETE PCT 005	28	44	27	31
0011 CRETE PCT 006	61	104	66	102
0012 CRETE PCT 007	27	47	42	68
0013 CRETE PCT 008	37	69	58	83
0014 CRETE PCT 009	42	74	68	78
0015 CRETE PCT 010	46	45	48	74
0016 CRETE PCT 011	64	97	99	92
0017 CRETE PCT 012	80	85	64	106
0173 MONEE PCT 001	27	34	37	45
0174 MONEE PCT 002	7	20	8	25
0175 MONEE PCT 003	76	74	46	92
0176 MONEE PCT 004	100	88	54	99
0177 MONEE PCT 005	6	2	2	2
0178 MONEE PCT 006	2	4	3	4
0179 MONEE PCT 007	4	5	4	4
0180 MONEE PCT 008	47	50	43	80
0201 PEOTONE PCT 001	41	31	206	212
0202 PEOTONE PCT 002	42	48	154	184
0265 WASHINGTON PCT 001	51	60	93	111
0266 WASHINGTON PCT 002	41	54	71	109
0267 WASHINGTON PCT 003	37	49	103	139
0299 WILL PCT 001	34	35	122	181

Total Republican Ballots Cast for
 County Board District 1
 3,941

COUNTY BOARD MEMBER DISTRICT TWO

Vote for not more than 2

01 = Jim Moustis

02 = J. C. "Tuck" Marshall

VOTES PERCENT

3,368 36.95
 1,463 16.05

03 = Angela Dell
 04 = Dave Izzo

VOTES PERCENT

1,324 14.52
 2,961 32.48

 01 02 03 04

0059 FRANKFORT PCT 003	128	22	35	141
0064 FRANKFORT PCT 008	91	33	36	75
0065 FRANKFORT PCT 009	119	22	46	139
0066 FRANKFORT PCT 010	113	23	40	129
0070 FRANKFORT PCT 014	107	16	32	85
0071 FRANKFORT PCT 015	127	29	20	93
0072 FRANKFORT PCT 016	129	48	46	89
0074 FRANKFORT PCT 018	205	54	55	175
0075 FRANKFORT PCT 019	118	29	36	82
0076 FRANKFORT PCT 020	134	42	37	100
0077 FRANKFORT PCT 021	142	68	60	119
0078 FRANKFORT PCT 022	145	57	64	115
0079 FRANKFORT PCT 023	153	55	67	137
0080 FRANKFORT PCT 024	103	69	38	76
0081 FRANKFORT PCT 025	171	80	74	146
0082 FRANKFORT PCT 026	224	68	68	177
0083 FRANKFORT PCT 027	107	59	57	91
0084 FRANKFORT PCT 028	171	85	45	150
0085 FRANKFORT PCT 029	124	77	116	127
0086 GREEN GARDEN PCT 001	143	105	71	118
0087 GREEN GARDEN PCT 002	120	70	50	111
0169 MANHATTAN PCT 001	128	66	57	117
0170 MANHATTAN PCT 002	130	65	48	125
0171 MANHATTAN PCT 003	139	149	79	142
0172 MANHATTAN PCT 004	97	72	47	102

Total Republican Ballots Cast for
 County Board District 2
 5,766

COUNTY BOARD MEMBER DISTRICT THREE

Vote for not more than 2

01 = Victor D. Zack

02 = Stephen J. Engel

VOTES PERCENT

1,478 47.96
 1,604 52.04

	01	02
0027 DU PAGE PCT 009	64	70
0032 DU PAGE PCT 014	94	100
0033 DU PAGE PCT 015	82	97
0041 DU PAGE PCT 023	57	58
0047 DU PAGE PCT 029	63	73
0049 DU PAGE PCT 031	81	91
0050 DU PAGE PCT 032	105	111
0051 DU PAGE PCT 033	110	111
0053 DU PAGE PCT 035	18	22
0054 DU PAGE PCT 036	108	117
0055 DU PAGE PCT 037	84	92
0146 LOCKPORT PCT 002	83	81
0147 LOCKPORT PCT 003	78	89
0148 LOCKPORT PCT 004	70	68
0150 LOCKPORT PCT 006	55	56
0151 LOCKPORT PCT 007	50	58
0152 LOCKPORT PCT 008	32	34
0213 PLAINFIELD PCT 011	21	25
0287 WHEATLAND PCT 019	96	112
0290 WHEATLAND PCT 022	68	75
0295 WHEATLAND PCT 027	59	64

Total Republican Ballots Cast for
 County Board District 3
 2,268

COUNTY BOARD MEMBER DISTRICT FOUR

Vote for not more than 2

01 = Kenneth R. Cygan

02 = Felix George

VOTES PERCENT

1,835 51.81
1,707 48.19

	01	02
0022 DU PAGE PCT 004	118	104
0023 DU PAGE PCT 005	120	110
0024 DU PAGE PCT 006	138	107
0026 DU PAGE PCT 008	60	48
0028 DU PAGE PCT 010	67	78
0029 DU PAGE PCT 011	86	87
0030 DU PAGE PCT 012	99	101
0031 DU PAGE PCT 013	65	66
0034 DU PAGE PCT 016	99	92
0035 DU PAGE PCT 017	92	79
0036 DU PAGE PCT 018	102	101
0037 DU PAGE PCT 019	83	92
0038 DU PAGE PCT 020	58	51
0039 DU PAGE PCT 021	89	87
0040 DU PAGE PCT 022	115	90
0042 DU PAGE PCT 024	71	76
0043 DU PAGE PCT 025	99	89
0044 DU PAGE PCT 026	96	87
0045 DU PAGE PCT 027	64	57
0046 DU PAGE PCT 028	68	63
0048 DU PAGE PCT 030	46	42

Total Republican Ballots Cast for
County Board District 4
2,514

COUNTY BOARD MEMBER DISTRICT FIVE

Vote for not more than 2

01 = Lee Ann Goodson
 02 = John F. Argoudelis

VOTES PERCENT

2,242 52.54
 2,025 47.46

	01	02
0203 PLAINFIELD PCT 001	109	103
0204 PLAINFIELD PCT 002	101	97
0205 PLAINFIELD PCT 003	156	149
0206 PLAINFIELD PCT 004	35	25
0210 PLAINFIELD PCT 008	131	133
0211 PLAINFIELD PCT 009	170	148
0212 PLAINFIELD PCT 010	162	155
0215 PLAINFIELD PCT 013	175	141
0216 PLAINFIELD PCT 014	142	125
0269 WHEATLAND PCT 001	127	128
0284 WHEATLAND PCT 016	189	167
0291 WHEATLAND PCT 023	104	89
0293 WHEATLAND PCT 025	168	132
0296 WHEATLAND PCT 028	145	130
0297 WHEATLAND PCT 029	164	160
0298 WHEATLAND PCT 030	164	143

**For City of Aurora details
 refer to that section of this book.**

Total Republican Ballots Cast for
 County Board District 5
 3,532

COUNTY BOARD MEMBER DISTRICT SIX

Vote for not more than 2

01 = Don Gould

02 = Ragan Freitag

VOTES PERCENT

4,141 55.37
 3,338 44.63

	01	02
0001 CHANNAHON PCT 001	155	129
0002 CHANNAHON PCT 002	212	183
0003 CHANNAHON PCT 003	197	163
0004 CHANNAHON PCT 004	147	117
0005 CHANNAHON PCT 005	126	88
0018 CUSTER PCT 001	125	113
0056 FLORENCE PCT 001	44	49
0106 JACKSON PCT 001	153	126
0107 JACKSON PCT 002	169	131
0140 JOLIET PCT 033	71	32
0239 REED PCT 001	147	115
0240 REED PCT 002	146	116
0241 REED PCT 003	122	106
0248 TROY PCT 007	121	82
0251 TROY PCT 010	207	157
0254 TROY PCT 013	206	183
0255 TROY PCT 014	186	132
0256 TROY PCT 015	195	134
0258 TROY PCT 017	217	165
0261 TROY PCT 020	189	138
0262 TROY PCT 021	131	105
0263 TROY PCT 022	132	70
0264 TROY PCT 023	156	132
0268 WESLEY PCT 001	147	132
0300 WILMINGTON PCT 001	93	98
0301 WILMINGTON PCT 002	116	113
0302 WILMINGTON PCT 003	134	153
0303 WILTON PCT 001	97	76

Total Republican Ballots Cast for
 County Board District 6
 5,442

	VOTES	PERCENT		VOTES	PERCENT
COUNTY BOARD MEMBER DISTRICT SEVEN					
Vote for not more than 2					
01 = Mike Fricilone	2,324	22.94	04 = James Louch	805	7.95
02 = Kathleen Konicki	2,069	20.42	05 = David H. Palya	537	5.30
03 = Stephen J. Balich	2,217	21.88	06 = Cindy Polke	2,179	21.51

	01	02	03	04	05	06
0088 HOMER PCT 001	67	73	74	24	24	50
0089 HOMER PCT 002	131	127	132	49	34	108
0090 HOMER PCT 003	111	99	110	23	11	118
0091 HOMER PCT 004	216	103	129	20	22	193
0092 HOMER PCT 005	135	68	113	16	21	122
0093 HOMER PCT 006	118	114	138	30	12	92
0094 HOMER PCT 007	93	93	104	26	15	82
0095 HOMER PCT 008	119	77	136	35	7	82
0096 HOMER PCT 009	96	65	96	29	17	98
0097 HOMER PCT 010	68	131	87	33	11	90
0098 HOMER PCT 011	123	118	89	22	24	100
0099 HOMER PCT 012	137	138	121	33	19	147
0100 HOMER PCT 013	63	59	87	39	11	42
0101 HOMER PCT 014	108	121	119	26	28	118
0103 HOMER PCT 016	62	112	75	20	10	95
0104 HOMER PCT 017	141	149	124	17	22	237
0149 LOCKPORT PCT 005	60	67	75	36	24	66
0154 LOCKPORT PCT 010	67	54	45	30	12	48
0155 LOCKPORT PCT 011	40	31	52	58	27	23
0156 LOCKPORT PCT 012	71	47	62	52	27	32
0160 LOCKPORT PCT 016	66	57	59	46	47	44
0161 LOCKPORT PCT 017	74	51	67	76	73	49
0162 LOCKPORT PCT 018	52	50	59	45	28	52
0182 NEW LENOX PCT 002	106	65	64	20	11	91

Total Republican Ballots Cast for
 County Board District 7
 6,303

COUNTY BOARD MEMBER DISTRICT EIGHT

Vote for not more than 2

01 = No Candidate Filed

02 = WRITE-IN

VOTES PERCENT

0
 83 100.00

	01	02
0112 JOLIET PCT 005	0	2
0113 JOLIET PCT 006	0	0
0114 JOLIET PCT 007	0	0
0120 JOLIET PCT 013	0	0
0121 JOLIET PCT 014	0	1
0122 JOLIET PCT 015	0	4
0123 JOLIET PCT 016	0	1
0131 JOLIET PCT 024	0	4
0132 JOLIET PCT 025	0	11
0133 JOLIET PCT 026	0	6
0134 JOLIET PCT 027	0	2
0135 JOLIET PCT 028	0	0
0136 JOLIET PCT 029	0	2
0137 JOLIET PCT 030	0	5
0138 JOLIET PCT 031	0	7
0139 JOLIET PCT 032	0	0
0141 JOLIET PCT 034	0	2
0142 JOLIET PCT 035	0	8
0143 JOLIET PCT 036	0	2
0144 JOLIET PCT 037	0	11
0259 TROY PCT 018	0	9
0260 TROY PCT 019	0	6

Total Republican Ballots Cast for
 County Board District 8
 1,149

COUNTY BOARD MEMBER DISTRICT NINE

Vote for not more than 2

01 = Catherine Perretta

02 = No Candidate Filed

VOTES PERCENT

VOTES PERCENT

2,780 93.54
 0

03 = WRITE-IN

192 6.46

 01 02 03

0102 HOMER PCT 015	252	0	13
0105 HOMER PCT 018	155	0	9
0108 JOLIET PCT 001	72	0	2
0109 JOLIET PCT 002	102	0	7
0110 JOLIET PCT 003	78	0	7
0111 JOLIET PCT 004	88	0	6
0115 JOLIET PCT 008	81	0	3
0116 JOLIET PCT 009	52	0	5
0117 JOLIET PCT 010	92	0	6
0118 JOLIET PCT 011	63	0	11
0119 JOLIET PCT 012	39	0	2
0126 JOLIET PCT 019	88	0	12
0157 LOCKPORT PCT 013	485	0	35
0158 LOCKPORT PCT 014	149	0	11
0159 LOCKPORT PCT 015	62	0	9
0163 LOCKPORT PCT 019	159	0	8
0164 LOCKPORT PCT 020	127	0	5
0165 LOCKPORT PCT 021	96	0	6
0166 LOCKPORT PCT 022	97	0	6
0167 LOCKPORT PCT 023	65	0	3
0168 LOCKPORT PCT 024	16	0	3
0181 NEW LENOX PCT 001	99	0	4
0183 NEW LENOX PCT 003	116	0	11
0236 PLAINFIELD PCT 034	73	0	3
0247 TROY PCT 006	74	0	5

Total Republican Ballots Cast for
 County Board District 9
 3,580

	VOTES	PERCENT		VOTES	PERCENT
COUNTY BOARD MEMBER DISTRICT TEN					
Vote for not more than 2					
01 = Sharon Cemen Hicks	2,078	43.12			
02 = Christine Boban-Merriman	1,638	33.99	03 = John Iacobucci	1,103	22.89

	01	02	03
0124 JOLIET PCT 017	119	112	52
0125 JOLIET PCT 018	133	136	76
0127 JOLIET PCT 020	78	69	31
0128 JOLIET PCT 021	113	107	54
0129 JOLIET PCT 022	58	55	35
0130 JOLIET PCT 023	42	34	25
0227 PLAINFIELD PCT 025	56	44	42
0228 PLAINFIELD PCT 026	40	35	30
0229 PLAINFIELD PCT 027	56	41	41
0230 PLAINFIELD PCT 028	87	54	55
0231 PLAINFIELD PCT 029	80	50	50
0237 PLAINFIELD PCT 035	72	34	35
0242 TROY PCT 001	60	39	27
0243 TROY PCT 002	53	35	29
0244 TROY PCT 003	77	48	35
0245 TROY PCT 004	100	64	49
0246 TROY PCT 005	103	74	63
0249 TROY PCT 008	112	95	70
0250 TROY PCT 009	158	109	72
0252 TROY PCT 011	230	199	108
0253 TROY PCT 012	137	100	60
0257 TROY PCT 016	114	104	64

Total Republican Ballots Cast for
 County Board District 10
 3,337

	VOTES	PERCENT		VOTES	PERCENT
COUNTY BOARD MEMBER DISTRICT ELEVEN					
Vote for not more than 2					
01 = Suzanne Hart	2,502	29.08	03 = Joe (Joseph) Hudetz	1,769	20.56
02 = Charles "Chuck" Maher	2,471	28.72	04 = Debra H. Hojscher	1,862	21.64

	01	02	03	04
0019 DU PAGE PCT 001	105	100	78	82
0020 DU PAGE PCT 002	133	142	73	77
0021 DU PAGE PCT 003	138	120	72	94
0025 DU PAGE PCT 007	159	173	60	56
0270 WHEATLAND PCT 002	99	75	95	112
0271 WHEATLAND PCT 003	103	89	63	58
0272 WHEATLAND PCT 004	62	66	35	41
0273 WHEATLAND PCT 005	88	97	84	90
0274 WHEATLAND PCT 006	127	156	136	141
0275 WHEATLAND PCT 007	128	130	67	75
0276 WHEATLAND PCT 008	86	85	111	126
0277 WHEATLAND PCT 009	150	178	141	143
0278 WHEATLAND PCT 010	105	106	82	98
0279 WHEATLAND PCT 011	58	61	49	43
0280 WHEATLAND PCT 012	91	78	74	81
0281 WHEATLAND PCT 013	87	74	85	78
0282 WHEATLAND PCT 014	158	155	67	55
0283 WHEATLAND PCT 015	92	90	35	38
0285 WHEATLAND PCT 017	81	74	85	102
0286 WHEATLAND PCT 018	176	160	73	62
0288 WHEATLAND PCT 020	119	124	61	62
0289 WHEATLAND PCT 021	64	58	80	87
0292 WHEATLAND PCT 024	93	80	63	61

Total Republican Ballots Cast for
 County Board District 11
 5,158

		VOTES	PERCENT			VOTES	PERCENT
COUNTY BOARD MEMBER DISTRICT TWELVE							
Vote for not more than 2							
01 = Margo McDermed		2,855	27.97	03 = Raymond Tuminello		2,282	22.35
02 = Tom Weigel		2,687	26.32	04 = Chris Kosel		2,385	23.36

	01	02	03	04
0057 FRANKFORT PCT 001	153	90	45	99
0058 FRANKFORT PCT 002	135	100	59	106
0060 FRANKFORT PCT 004	111	67	49	82
0061 FRANKFORT PCT 005	132	78	58	90
0062 FRANKFORT PCT 006	137	95	61	90
0063 FRANKFORT PCT 007	134	94	58	75
0067 FRANKFORT PCT 011	126	68	39	73
0068 FRANKFORT PCT 012	128	93	47	82
0069 FRANKFORT PCT 013	111	74	47	73
0073 FRANKFORT PCT 017	250	96	76	97
0184 NEW LENOX PCT 004	78	122	87	78
0185 NEW LENOX PCT 005	93	112	98	85
0186 NEW LENOX PCT 006	100	112	87	105
0187 NEW LENOX PCT 007	151	139	98	122
0188 NEW LENOX PCT 008	117	117	94	99
0189 NEW LENOX PCT 009	60	136	45	83
0190 NEW LENOX PCT 010	85	173	135	102
0191 NEW LENOX PCT 011	68	111	114	82
0192 NEW LENOX PCT 012	70	86	68	81
0193 NEW LENOX PCT 013	86	99	95	73
0194 NEW LENOX PCT 014	68	121	94	95
0195 NEW LENOX PCT 015	109	92	111	78
0196 NEW LENOX PCT 016	64	95	149	94
0197 NEW LENOX PCT 017	87	109	130	90
0198 NEW LENOX PCT 018	56	54	120	65
0199 NEW LENOX PCT 019	56	63	102	80
0200 NEW LENOX PCT 020	90	91	116	106

Total Republican Ballots Cast for
 County Board District 12
 6,412

COUNTY BOARD MEMBER DISTRICT THIRTEEN	VOTES					PERCENT	
	01	02	03	04	05		
Vote for not more than 2							
01 = Timothy J. Kraulidis						2,001	30.41
02 = Ilona Vaughn						1,327	20.16
03 = John J. McDonough						1,217	18.49
						04 = Randy Kainrath	503 7.64
						05 = Liz Collins	1,533 23.29
0052 DU PAGE PCT 034	145	94	87	32	114		
0145 LOCKPORT PCT 001	297	168	155	58	242		
0153 LOCKPORT PCT 009	187	87	80	50	193		
0207 PLAINFIELD PCT 005	65	48	44	29	46		
0208 PLAINFIELD PCT 006	46	36	35	15	30		
0209 PLAINFIELD PCT 007	34	26	28	11	31		
0214 PLAINFIELD PCT 012	36	16	40	17	36		
0217 PLAINFIELD PCT 015	84	69	44	21	84		
0218 PLAINFIELD PCT 016	92	65	46	26	105		
0219 PLAINFIELD PCT 017	50	44	34	5	29		
0220 PLAINFIELD PCT 018	47	55	23	8	23		
0221 PLAINFIELD PCT 019	40	32	35	8	14		
0222 PLAINFIELD PCT 020	66	48	50	9	42		
0223 PLAINFIELD PCT 021	103	68	65	20	64		
0224 PLAINFIELD PCT 022	62	35	51	19	48		
0225 PLAINFIELD PCT 023	56	38	33	14	42		
0226 PLAINFIELD PCT 024	92	78	60	31	72		
0232 PLAINFIELD PCT 030	69	42	54	27	60		
0233 PLAINFIELD PCT 031	75	45	49	18	48		
0234 PLAINFIELD PCT 032	65	44	23	11	19		
0235 PLAINFIELD PCT 033	91	53	37	21	31		
0238 PLAINFIELD PCT 036	80	39	36	10	42		
0294 WHEATLAND PCT 026	119	97	108	43	118		

Total Republican Ballots Cast for
 County Board District 13
 4,187



Nancy Schultz Voots

W I L L C O U N T Y C L E R K



Republican Party

**EDUCATION
SERVICE
REGION
SUMMARY**

**(IROQUOIS/KANKAKEE COUNTY)
(1 Unexpired Term)**

REGIONAL SUPERINTENDENT OF SCHOOLS
(IROQUOIS & KANKAKEE COUNTIES)

VOTES PERCENT

Vote for not more than 1
01 = Gregg Murphy

1 100.00

01

1

0268 WESLEY PCT 001

Total Republican Ballots Cast for
Regional Superintendent of Schools
(Iroquois & Kankakee Counties)

3



Nancy Schultz Voots

W I L L C O U N T Y C L E R K



Republican Party

**PRECINCT
COMMITTEEMEN
SUMMARY**

ABSTRACT OF VOTES

GENERAL PRIMARY ELECTION
 MARCH 20, 2012
 REPUBLICAN

OFFICIAL RESULTS

	TOTAL VOTES	%	ELECTION DAY	CENTRAL COUNT	PROV/GRACE
COMMITTEEMAN CHANNAHON PCT 001					
Vote for not more than 1					
Jim Ferencak	164	100.00	150	12	2
COMMITTEEMAN CHANNAHON PCT 002					
Vote for not more than 1					
No Candidate Filed	0		0	0	0
COMMITTEEMAN CHANNAHON PCT 003					
Vote for not more than 1					
Debbie Militello	203	100.00	177	26	0
COMMITTEEMAN CHANNAHON PCT 004					
Vote for not more than 1					
No Candidate Filed	0		0	0	0
COMMITTEEMAN CHANNAHON PCT 005					
Vote for not more than 1					
No Candidate Filed	0		0	0	0
COMMITTEEMAN CRETE PCT 001					
Vote for not more than 1					
No Candidate Filed	0		0	0	0
COMMITTEEMAN CRETE PCT 002					
Vote for not more than 1					
No Candidate Filed	0		0	0	0
COMMITTEEMAN CRETE PCT 003					
Vote for not more than 1					
No Candidate Filed	0		0	0	0
COMMITTEEMAN CRETE PCT 004					
Vote for not more than 1					
Frank Elton.	140	100.00	125	15	0
COMMITTEEMAN CRETE PCT 005					
Vote for not more than 1					
No Candidate Filed	0		0	0	0
COMMITTEEMAN CRETE PCT 006					
Vote for not more than 1					
David E. Smith.	173	100.00	148	23	2

ABSTRACT OF VOTES

GENERAL PRIMARY ELECTION
 MARCH 20, 2012
 REPUBLICAN

OFFICIAL RESULTS

	TOTAL VOTES	%	ELECTION DAY	CENTRAL COUNT	PROV/GRACE
COMMITTEEMAN CRETE PCT 007					
Vote for not more than 1					
No Candidate Filed	0		0	0	0
COMMITTEEMAN CRETE PCT 008					
Vote for not more than 1					
No Candidate Filed	0		0	0	0
COMMITTEEMAN CRETE PCT 009					
Vote for not more than 1					
Andrew J. Hawkins.	128	100.00	117	10	1
COMMITTEEMAN CRETE PCT 010					
Vote for not more than 1					
Robert Hodge	115	100.00	109	6	0
COMMITTEEMAN CRETE PCT 011					
Vote for not more than 1					
Pam Helsei Hoffman	190	100.00	179	11	0
COMMITTEEMAN CRETE PCT 012					
Vote for not more than 1					
Richard D. Most	180	100.00	170	8	2
COMMITTEEMAN CUSTER PCT 001					
Vote for not more than 1					
Nancy Fitzpatrick.	142	100.00	134	7	1
COMMITTEEMAN DU PAGE PCT 001					
Vote for not more than 1					
No Candidate Filed	0		0	0	0
COMMITTEEMAN DU PAGE PCT 002					
Vote for not more than 1					
Donald G. Heatherly	209	100.00	197	8	4
COMMITTEEMAN DU PAGE PCT 003					
Vote for not more than 1					
No Candidate Filed	0		0	0	0
COMMITTEEMAN DU PAGE PCT 004					
Vote for not more than 1					
Roger C. Claar.	137	100.00	124	6	7

	TOTAL VOTES	%	ELECTION DAY	CENTRAL COUNT	PROV/GRACE
COMMITTEEMAN DU PAGE PCT 005					
Vote for not more than 1					
No Candidate Filed	0		0	0	0
COMMITTEEMAN DU PAGE PCT 006					
Vote for not more than 1					
Cedra Crenshaw.	82	50.31	77	3	2
John Joseph Jawor.	81	49.69	78	2	1
COMMITTEEMAN DU PAGE PCT 007					
Vote for not more than 1					
John E. "Jack" Partelow.	232	100.00	211	16	5
COMMITTEEMAN DU PAGE PCT 008					
Vote for not more than 1					
No Candidate Filed	0		0	0	0
WRITE-IN.	4	100.00	3	1	0
COMMITTEEMAN DU PAGE PCT 009					
Vote for not more than 1					
Xavier C. Ramirez.	78	100.00	74	3	1
COMMITTEEMAN DU PAGE PCT 010					
Vote for not more than 1					
No Candidate Filed	0		0	0	0
COMMITTEEMAN DU PAGE PCT 011					
Vote for not more than 1					
No Candidate Filed	0		0	0	0
COMMITTEEMAN DU PAGE PCT 012					
Vote for not more than 1					
Felix George	122	100.00	114	6	2
COMMITTEEMAN DU PAGE PCT 013					
Vote for not more than 1					
No Candidate Filed	0		0	0	0
WRITE-IN.	10	100.00	8	2	0
COMMITTEEMAN DU PAGE PCT 014					
Vote for not more than 1					
No Candidate Filed	0		0	0	0

	TOTAL VOTES	%	ELECTION DAY	CENTRAL COUNT	PROV/GRACE
COMMITTEEMAN DU PAGE PCT 015					
Vote for not more than 1					
No Candidate Filed	0		0	0	0
WRITE-IN.	8	100.00	8	0	0
COMMITTEEMAN DU PAGE PCT 016					
Vote for not more than 1					
No Candidate Filed	0		0	0	0
WRITE-IN.	26	100.00	26	0	0
COMMITTEEMAN DU PAGE PCT 017					
Vote for not more than 1					
Sheldon Watts	102	100.00	94	2	6
COMMITTEEMAN DU PAGE PCT 018					
Vote for not more than 1					
Leroy J. Brown.	111	100.00	102	6	3
COMMITTEEMAN DU PAGE PCT 019					
Vote for not more than 1					
No Candidate Filed	0		0	0	0
COMMITTEEMAN DU PAGE PCT 020					
Vote for not more than 1					
No Candidate Filed	0		0	0	0
COMMITTEEMAN DU PAGE PCT 021					
Vote for not more than 1					
Kenneth R. Cygan	105	100.00	97	5	3
COMMITTEEMAN DU PAGE PCT 022					
Vote for not more than 1					
No Candidate Filed	0		0	0	0
WRITE-IN.	7	100.00	7	0	0
COMMITTEEMAN DU PAGE PCT 023					
Vote for not more than 1					
No Candidate Filed	0		0	0	0
WRITE-IN.	14	100.00	13	1	0
COMMITTEEMAN DU PAGE PCT 024					
Vote for not more than 1					
Shirley Grzenia	88	100.00	83	4	1

ABSTRACT OF VOTES

GENERAL PRIMARY ELECTION
 MARCH 20, 2012
 REPUBLICAN

OFFICIAL RESULTS

	TOTAL VOTES	%	ELECTION DAY	CENTRAL COUNT	PROV/GRACE
COMMITTEEMAN DU PAGE PCT 025					
Vote for not more than 1					
No Candidate Filed	0		0	0	0
COMMITTEEMAN DU PAGE PCT 026					
Vote for not more than 1					
Steven A. Quigley.	102	100.00	90	10	2
COMMITTEEMAN DU PAGE PCT 027					
Vote for not more than 1					
No Candidate Filed	0		0	0	0
COMMITTEEMAN DU PAGE PCT 028					
Vote for not more than 1					
No Candidate Filed	0		0	0	0
COMMITTEEMAN DU PAGE PCT 029					
Vote for not more than 1					
William "Bill" Mayer.	82	100.00	81	1	0
COMMITTEEMAN DU PAGE PCT 030					
Vote for not more than 1					
No Candidate Filed	0		0	0	0
WRITE-IN.	4	100.00	4	0	0
COMMITTEEMAN DU PAGE PCT 031					
Vote for not more than 1					
Robert "Bob" Kalnicky	113	100.00	107	3	3
COMMITTEEMAN DU PAGE PCT 032					
Vote for not more than 1					
Dave Richards	130	100.00	118	5	7
COMMITTEEMAN DU PAGE PCT 033					
Vote for not more than 1					
Ann Dralle	133	100.00	118	6	9
COMMITTEEMAN DU PAGE PCT 034					
Vote for not more than 1					
No Candidate Filed	0		0	0	0
COMMITTEEMAN DU PAGE PCT 035					
Vote for not more than 1					
Donald G. Rickard.	22	100.00	19	0	3

	TOTAL VOTES	%	ELECTION DAY	CENTRAL COUNT	PROV/GRACE
COMMITTEEMAN DU PAGE PCT 036					
Vote for not more than 1					
Leone1 Leo Venegas	130	100.00	121	4	5
COMMITTEEMAN DU PAGE PCT 037					
Vote for not more than 1					
No Candidate Filed	0		0	0	0
WRITE-IN.	11	100.00	11	0	0
COMMITTEEMAN FLORENCE PCT 001					
Vote for not more than 1					
John A. Urban	55	100.00	44	10	1
COMMITTEEMAN FRANKFORT PCT 001					
Vote for not more than 1					
David Molinari.	189	100.00	152	36	1
COMMITTEEMAN FRANKFORT PCT 002					
Vote for not more than 1					
Patrick Markham	190	100.00	166	21	3
COMMITTEEMAN FRANKFORT PCT 003					
Vote for not more than 1					
No Candidate Filed	0		0	0	0
COMMITTEEMAN FRANKFORT PCT 004					
Vote for not more than 1					
John M. Gorski.	108	55.67	93	15	0
Donald D. Labriola	86	44.33	84	2	0
COMMITTEEMAN FRANKFORT PCT 005					
Vote for not more than 1					
Mark E. Franceschini.	185	100.00	167	17	1
COMMITTEEMAN FRANKFORT PCT 006					
Vote for not more than 1					
Timothy L. Garrett	181	100.00	159	19	3
COMMITTEEMAN FRANKFORT PCT 007					
Vote for not more than 1					
Joseph N. Kral.	182	100.00	148	33	1
COMMITTEEMAN FRANKFORT PCT 008					
Vote for not more than 1					
Nick George.	125	100.00	110	12	3

ABSTRACT OF VOTES

GENERAL PRIMARY ELECTION
MARCH 20, 2012
REPUBLICAN

OFFICIAL RESULTS

	TOTAL VOTES	%	ELECTION DAY	CENTRAL COUNT	PROV/GRACE
COMMITTEEMAN FRANKFORT PCT 009					
Vote for not more than 1					
Dave Izzo	174	100.00	160	12	2
COMMITTEEMAN FRANKFORT PCT 010					
Vote for not more than 1					
No Candidate Filed	0		0	0	0
COMMITTEEMAN FRANKFORT PCT 011					
Vote for not more than 1					
Bruce E. Ebert.	173	100.00	141	30	2
COMMITTEEMAN FRANKFORT PCT 012					
Vote for not more than 1					
No Candidate Filed	0		0	0	0
COMMITTEEMAN FRANKFORT PCT 013					
Vote for not more than 1					
Robert Swale	157	100.00	138	15	4
COMMITTEEMAN FRANKFORT PCT 014					
Vote for not more than 1					
David J. Smith.	124	100.00	116	6	2
COMMITTEEMAN FRANKFORT PCT 015					
Vote for not more than 1					
No Candidate Filed	0		0	0	0
COMMITTEEMAN FRANKFORT PCT 016					
Vote for not more than 1					
Henry W. Meers, Jr.	141	100.00	126	15	0
COMMITTEEMAN FRANKFORT PCT 017					
Vote for not more than 1					
Edward E. Ronkowski	283	100.00	229	54	0
COMMITTEEMAN FRANKFORT PCT 018					
Vote for not more than 1					
Jim Holland.	268	100.00	234	32	2
COMMITTEEMAN FRANKFORT PCT 019					
Vote for not more than 1					
Ronald A. Lullo	133	100.00	118	15	0

ABSTRACT OF VOTES

GENERAL PRIMARY ELECTION
 MARCH 20, 2012
 REPUBLICAN

OFFICIAL RESULTS

	TOTAL VOTES	%	ELECTION DAY	CENTRAL COUNT	PROV/GRACE
COMMITTEEMAN FRANKFORT PCT 020					
Vote for not more than 1					
Jim Moustis.	164	100.00	148	14	2
COMMITTEEMAN FRANKFORT PCT 021					
Vote for not more than 1					
Gregory Stech	83	38.97	71	11	1
Marilyn Knater.	130	61.03	114	15	1
COMMITTEEMAN FRANKFORT PCT 022					
Vote for not more than 1					
No Candidate Filed	0		0	0	0
COMMITTEEMAN FRANKFORT PCT 023					
Vote for not more than 1					
Nella Piccolin.	213	100.00	188	24	1
COMMITTEEMAN FRANKFORT PCT 024					
Vote for not more than 1					
Beverly J. Mulvihill.	141	100.00	117	24	0
COMMITTEEMAN FRANKFORT PCT 025					
Vote for not more than 1					
Richard L. Reynolds	225	100.00	201	24	0
COMMITTEEMAN FRANKFORT PCT 026					
Vote for not more than 1					
John M. Mackowiak.	271	100.00	235	31	5
COMMITTEEMAN FRANKFORT PCT 027					
Vote for not more than 1					
Bill Carlson	156	100.00	135	19	2
COMMITTEEMAN FRANKFORT PCT 028					
Vote for not more than 1					
Sharon L. Martiniak	227	100.00	207	20	0
COMMITTEEMAN FRANKFORT PCT 029					
Vote for not more than 1					
Cory Singer.	224	100.00	203	19	2
COMMITTEEMAN GREEN GARDEN PCT 001					
Vote for not more than 1					
Mark A. Kovar	101	44.10	85	15	1
Alan W. Stratton	128	55.90	116	11	1

ABSTRACT OF VOTES

GENERAL PRIMARY ELECTION
 MARCH 20, 2012
 REPUBLICAN

OFFICIAL RESULTS

REPORT-EL45A

PAGE 009

	TOTAL VOTES	%	ELECTION DAY	CENTRAL COUNT	PROV/GRACE
COMMITTEEMAN GREEN GARDEN PCT 002					
Vote for not more than 1					
No Candidate Filed	0		0	0	0
COMMITTEEMAN HOMER PCT 001					
Vote for not more than 1					
Jim Bilotta.	166	100.00	157	8	1
COMMITTEEMAN HOMER PCT 002					
Vote for not more than 1					
Wayne Felgenhauer.	57	18.15	50	6	1
Kurt J. Heinz	125	39.81	121	4	0
Andrew (Bud) Fazio	132	42.04	120	12	0
COMMITTEEMAN HOMER PCT 003					
Vote for not more than 1					
Fred Miller.	222	100.00	202	17	3
COMMITTEEMAN HOMER PCT 004					
Vote for not more than 1					
Patrick J. Dwyer	322	100.00	290	29	3
COMMITTEEMAN HOMER PCT 005					
Vote for not more than 1					
Mary Niemiec	242	100.00	215	26	1
COMMITTEEMAN HOMER PCT 006					
Vote for not more than 1					
Gale Skrobuton.	234	100.00	210	24	0
COMMITTEEMAN HOMER PCT 007					
Vote for not more than 1					
Edward Kalas	204	100.00	191	13	0
COMMITTEEMAN HOMER PCT 008					
Vote for not more than 1					
Joe Malacina	229	100.00	201	27	1
COMMITTEEMAN HOMER PCT 009					
Vote for not more than 1					
Tedd Kagianas	198	100.00	182	14	2
COMMITTEEMAN HOMER PCT 010					
Vote for not more than 1					
Richard J. "Dick" Van Dyke.	178	100.00	162	16	0

	TOTAL VOTES	%	ELECTION DAY	CENTRAL COUNT	PROV/GRACE
COMMITTEEMAN HOMER PCT 011					
Vote for not more than 1					
Vincent J. Colabelli	68	27.20	64	4	0
Michael J. Costa	182	72.80	172	10	0
COMMITTEEMAN HOMER PCT 012					
Vote for not more than 1					
Bill Thompson	270	100.00	236	33	1
COMMITTEEMAN HOMER PCT 013					
Vote for not more than 1					
Tim Houlihan	92	51.11	83	8	1
Vicki Bozen	88	48.89	74	14	0
COMMITTEEMAN HOMER PCT 014					
Vote for not more than 1					
Daniel Patrick Troike	150	53.76	141	8	1
James M. Cahill	129	46.24	120	9	0
COMMITTEEMAN HOMER PCT 015					
Vote for not more than 1					
Catherine Perretta	202	71.38	187	14	1
George Offord	81	28.62	79	2	0
COMMITTEEMAN HOMER PCT 016					
Vote for not more than 1					
Pam Meyers	194	100.00	181	13	0
COMMITTEEMAN HOMER PCT 017					
Vote for not more than 1					
George Porter	322	100.00	287	32	3
COMMITTEEMAN HOMER PCT 018					
Vote for not more than 1					
Brian L. Ball	166	100.00	157	6	3
COMMITTEEMAN JACKSON PCT 001					
Vote for not more than 1					
No Candidate Filed	0		0	0	0
COMMITTEEMAN JACKSON PCT 002					
Vote for not more than 1					
Richard R. Tyler	184	100.00	170	11	3

	TOTAL VOTES	%	ELECTION DAY	CENTRAL COUNT	PROV/GRACE
COMMITTEEMAN JOLIET PCT 001					
Vote for not more than 1					
No Candidate Filed	0		0	0	0
COMMITTEEMAN JOLIET PCT 002					
Vote for not more than 1					
No Candidate Filed	0		0	0	0
COMMITTEEMAN JOLIET PCT 003					
Vote for not more than 1					
No Candidate Filed	0		0	0	0
COMMITTEEMAN JOLIET PCT 004					
Vote for not more than 1					
No Candidate Filed	0		0	0	0
WRITE-IN.	7	100.00	7	0	0
COMMITTEEMAN JOLIET PCT 005					
Vote for not more than 1					
No Candidate Filed	0		0	0	0
COMMITTEEMAN JOLIET PCT 006					
Vote for not more than 1					
No Candidate Filed	0		0	0	0
COMMITTEEMAN JOLIET PCT 007					
Vote for not more than 1					
No Candidate Filed	0		0	0	0
COMMITTEEMAN JOLIET PCT 008					
Vote for not more than 1					
No Candidate Filed	0		0	0	0
COMMITTEEMAN JOLIET PCT 009					
Vote for not more than 1					
No Candidate Filed	0		0	0	0
WRITE-IN.	5	100.00	3	1	1
COMMITTEEMAN JOLIET PCT 010					
Vote for not more than 1					
No Candidate Filed	0		0	0	0
COMMITTEEMAN JOLIET PCT 011					
Vote for not more than 1					
No Candidate Filed	0		0	0	0
WRITE-IN.	7	100.00	7	0	0

ABSTRACT OF VOTES

GENERAL PRIMARY ELECTION
 MARCH 20, 2012
 REPUBLICAN

OFFICIAL RESULTS

	TOTAL VOTES	%	ELECTION DAY	CENTRAL COUNT	PROV/GRACE
COMMITTEEMAN JOLIET PCT 012					
Vote for not more than 1					
No Candidate Filed	0		0	0	0
COMMITTEEMAN JOLIET PCT 013					
Vote for not more than 1					
No Candidate Filed	0		0	0	0
COMMITTEEMAN JOLIET PCT 014					
Vote for not more than 1					
No Candidate Filed	0		0	0	0
COMMITTEEMAN JOLIET PCT 015					
Vote for not more than 1					
Richard L. Galli	49	100.00	40	7	2
COMMITTEEMAN JOLIET PCT 016					
Vote for not more than 1					
No Candidate Filed	0		0	0	0
COMMITTEEMAN JOLIET PCT 017					
Vote for not more than 1					
David R. Beck	151	100.00	139	9	3
COMMITTEEMAN JOLIET PCT 018					
Vote for not more than 1					
Diane M. Williamson	118	66.67	107	10	1
WRITE-IN	59	33.33	58	1	0
COMMITTEEMAN JOLIET PCT 019					
Vote for not more than 1					
Barbara K. Adams	67	65.69	62	5	0
Lea A. Norbut	35	34.31	32	2	1
COMMITTEEMAN JOLIET PCT 020					
Vote for not more than 1					
Edward Hennessy	100	100.00	75	18	7
COMMITTEEMAN JOLIET PCT 021					
Vote for not more than 1					
Chuck McCauley	147	100.00	135	10	2
COMMITTEEMAN JOLIET PCT 022					
Vote for not more than 1					
Philip A. Mock	88	100.00	82	6	0

ABSTRACT OF VOTES

GENERAL PRIMARY ELECTION
 MARCH 20, 2012
 REPUBLICAN

OFFICIAL RESULTS

	TOTAL VOTES	%	ELECTION DAY	CENTRAL COUNT	PROV/GRACE
COMMITTEEMAN JOLIET PCT 023					
Vote for not more than 1					
Diane M. Harris	58	100.00	52	5	1
COMMITTEEMAN JOLIET PCT 024					
Vote for not more than 1					
No Candidate Filed	0		0	0	0
COMMITTEEMAN JOLIET PCT 025					
Vote for not more than 1					
Jan W. Nahorski	115	100.00	103	11	1
COMMITTEEMAN JOLIET PCT 026					
Vote for not more than 1					
No Candidate Filed	0		0	0	0
COMMITTEEMAN JOLIET PCT 027					
Vote for not more than 1					
No Candidate Filed	0		0	0	0
COMMITTEEMAN JOLIET PCT 028					
Vote for not more than 1					
No Candidate Filed	0		0	0	0
COMMITTEEMAN JOLIET PCT 029					
Vote for not more than 1					
No Candidate Filed	0		0	0	0
COMMITTEEMAN JOLIET PCT 030					
Vote for not more than 1					
No Candidate Filed	0		0	0	0
WRITE-IN.	15	100.00	14	1	0
COMMITTEEMAN JOLIET PCT 031					
Vote for not more than 1					
Ryan Eggert.	94	100.00	88	3	3
COMMITTEEMAN JOLIET PCT 032					
Vote for not more than 1					
No Candidate Filed	0		0	0	0
COMMITTEEMAN JOLIET PCT 033					
Vote for not more than 1					
Stephen Chamblee	47	100.00	42	4	1

	TOTAL VOTES	%	ELECTION DAY	CENTRAL COUNT	PROV/GRACE
COMMITTEEMAN JOLIET PCT 034					
Vote for not more than 1					
No Candidate Filed	0		0	0	0
COMMITTEEMAN JOLIET PCT 035					
Vote for not more than 1					
No Candidate Filed	0		0	0	0
COMMITTEEMAN JOLIET PCT 036					
Vote for not more than 1					
Lawrence B. Peet	31	100.00	28	3	0
COMMITTEEMAN JOLIET PCT 037					
Vote for not more than 1					
No Candidate Filed	0		0	0	0
COMMITTEEMAN LOCKPORT PCT 001					
Vote for not more than 1					
Marianne S. DeMeritt.	478	100.00	411	49	18
COMMITTEEMAN LOCKPORT PCT 002					
Vote for not more than 1					
Victor D. Zack.	107	100.00	100	3	4
COMMITTEEMAN LOCKPORT PCT 003					
Vote for not more than 1					
No Candidate Filed	0		0	0	0
COMMITTEEMAN LOCKPORT PCT 004					
Vote for not more than 1					
Bill Hogan	79	100.00	70	8	1
COMMITTEEMAN LOCKPORT PCT 005					
Vote for not more than 1					
Grant Spooner	70	40.00	63	7	0
Michael Lewandowski	105	60.00	94	9	2
COMMITTEEMAN LOCKPORT PCT 006					
Vote for not more than 1					
No Candidate Filed	0		0	0	0
COMMITTEEMAN LOCKPORT PCT 007					
Vote for not more than 1					
No Candidate Filed	0		0	0	0

ABSTRACT OF VOTES

GENERAL PRIMARY ELECTION
 MARCH 20, 2012
 REPUBLICAN

OFFICIAL RESULTS

	TOTAL VOTES	%	ELECTION DAY	CENTRAL COUNT	PROV/GRACE
COMMITTEEMAN LOCKPORT PCT 008					
Vote for not more than 1					
John Barbush	41	100.00	38	0	3
COMMITTEEMAN LOCKPORT PCT 009					
Vote for not more than 1					
Joseph N. Silich	312	100.00	274	22	16
COMMITTEEMAN LOCKPORT PCT 010					
Vote for not more than 1					
No Candidate Filed	0		0	0	0
COMMITTEEMAN LOCKPORT PCT 011					
Vote for not more than 1					
Kelly Turner	106	100.00	95	11	0
COMMITTEEMAN LOCKPORT PCT 012					
Vote for not more than 1					
No Candidate Filed	0		0	0	0
COMMITTEEMAN LOCKPORT PCT 013					
Vote for not more than 1					
Daena L. Hinkelman	492	100.00	433	50	9
COMMITTEEMAN LOCKPORT PCT 014					
Vote for not more than 1					
Ignacio G. "Jerry" Ramirez.	142	100.00	121	17	4
COMMITTEEMAN LOCKPORT PCT 015					
Vote for not more than 1					
No Candidate Filed	0		0	0	0
WRITE-IN.	5	100.00	5	0	0
COMMITTEEMAN LOCKPORT PCT 016					
Vote for not more than 1					
No Candidate Filed	0		0	0	0
COMMITTEEMAN LOCKPORT PCT 017					
Vote for not more than 1					
Thomas J. Kelly	196	100.00	172	19	5
COMMITTEEMAN LOCKPORT PCT 018					
Vote for not more than 1					
Jesse M. Torres	139	100.00	124	13	2

ABSTRACT OF VOTES

GENERAL PRIMARY ELECTION
 MARCH 20, 2012
 REPUBLICAN

OFFICIAL RESULTS

	TOTAL VOTES	%	ELECTION DAY	CENTRAL COUNT	PROV/GRACE
COMMITTEEMAN LOCKPORT PCT 019					
Vote for not more than 1					
No Candidate Filed	0		0	0	0
COMMITTEEMAN LOCKPORT PCT 020					
Vote for not more than 1					
No Candidate Filed	0		0	0	0
WRITE-IN.	15	100.00	14	1	0
COMMITTEEMAN LOCKPORT PCT 021					
Vote for not more than 1					
No Candidate Filed	0		0	0	0
COMMITTEEMAN LOCKPORT PCT 022					
Vote for not more than 1					
No Candidate Filed	0		0	0	0
COMMITTEEMAN LOCKPORT PCT 023					
Vote for not more than 1					
No Candidate Filed	0		0	0	0
COMMITTEEMAN LOCKPORT PCT 024					
Vote for not more than 1					
Bradley S. Johnson	17	100.00	16	1	0
COMMITTEEMAN MANHATTAN PCT 001					
Vote for not more than 1					
No Candidate Filed	0		0	0	0
COMMITTEEMAN MANHATTAN PCT 002					
Vote for not more than 1					
Valerie Cooper Vorreyer.	193	100.00	176	10	7
COMMITTEEMAN MANHATTAN PCT 003					
Vote for not more than 1					
Wayne R. West	260	100.00	243	16	1
COMMITTEEMAN MANHATTAN PCT 004					
Vote for not more than 1					
Michael R. Naughton	147	100.00	142	1	4
COMMITTEEMAN MONEE PCT 001					
Vote for not more than 1					
Michael Neuliep	75	100.00	64	9	2

	TOTAL VOTES	%	ELECTION DAY	CENTRAL COUNT	PROV/GRACE
COMMITTEEMAN MONEE PCT 002					
Vote for not more than 1					
No Candidate Filed	0		0	0	0
COMMITTEEMAN MONEE PCT 003					
Vote for not more than 1					
No Candidate Filed	0		0	0	0
WRITE-IN.	23	100.00	20	3	0
COMMITTEEMAN MONEE PCT 004					
Vote for not more than 1					
Jay Farquhar	167	100.00	146	7	14
COMMITTEEMAN MONEE PCT 005					
Vote for not more than 1					
No Candidate Filed	0		0	0	0
COMMITTEEMAN MONEE PCT 006					
Vote for not more than 1					
No Candidate Filed	0		0	0	0
COMMITTEEMAN MONEE PCT 007					
Vote for not more than 1					
No Candidate Filed	0		0	0	0
COMMITTEEMAN MONEE PCT 008					
Vote for not more than 1					
No Candidate Filed	0		0	0	0
COMMITTEEMAN NEW LENOX PCT 001					
Vote for not more than 1					
No Candidate Filed	0		0	0	0
COMMITTEEMAN NEW LENOX PCT 002					
Vote for not more than 1					
Barbara E. Kaupas.	183	100.00	167	14	2
COMMITTEEMAN NEW LENOX PCT 003					
Vote for not more than 1					
Dean DeAngelis.	123	100.00	120	3	0
COMMITTEEMAN NEW LENOX PCT 004					
Vote for not more than 1					
Richard J. Kavanagh	188	100.00	171	17	0

ABSTRACT OF VOTES

GENERAL PRIMARY ELECTION
 MARCH 20, 2012
 REPUBLICAN

OFFICIAL RESULTS

	TOTAL VOTES	%	ELECTION DAY	CENTRAL COUNT	PROV/GRACE
COMMITTEEMAN NEW LENOX PCT 005					
Vote for not more than 1					
Keith C. Madsen	127	59.91	120	7	0
Patty Deiters	85	40.09	75	10	0
COMMITTEEMAN NEW LENOX PCT 006					
Vote for not more than 1					
Nicole D. Sanders.	212	100.00	194	13	5
COMMITTEEMAN NEW LENOX PCT 007					
Vote for not more than 1					
Barbara Hermanowicz	125	44.64	113	12	0
Larry Wennlund.	155	55.36	131	23	1
COMMITTEEMAN NEW LENOX PCT 008					
Vote for not more than 1					
No Candidate Filed	0		0	0	0
COMMITTEEMAN NEW LENOX PCT 009					
Vote for not more than 1					
No Candidate Filed	0		0	0	0
COMMITTEEMAN NEW LENOX PCT 010					
Vote for not more than 1					
Craig P. Marshall.	220	100.00	175	41	4
COMMITTEEMAN NEW LENOX PCT 011					
Vote for not more than 1					
Annette Boyd	182	100.00	167	10	5
COMMITTEEMAN NEW LENOX PCT 012					
Vote for not more than 1					
David N. Smith.	150	100.00	136	13	1
COMMITTEEMAN NEW LENOX PCT 013					
Vote for not more than 1					
Kathy Hilton	184	100.00	172	11	1
COMMITTEEMAN NEW LENOX PCT 014					
Vote for not more than 1					
Cory D. Lund	180	100.00	170	8	2
COMMITTEEMAN NEW LENOX PCT 015					
Vote for not more than 1					
No Candidate Filed	0		0	0	0

ABSTRACT OF VOTES

GENERAL PRIMARY ELECTION
 MARCH 20, 2012
 REPUBLICAN

OFFICIAL RESULTS

	TOTAL VOTES	%	ELECTION DAY	CENTRAL COUNT	PROV/GRACE
COMMITTEEMAN NEW LENOX PCT 016					
Vote for not more than 1					
No Candidate Filed	0		0	0	0
COMMITTEEMAN NEW LENOX PCT 017					
Vote for not more than 1					
Martin J. Boban	210	100.00	165	44	1
COMMITTEEMAN NEW LENOX PCT 018					
Vote for not more than 1					
William H. Byerley, III.	58	35.37	52	6	0
Brad M. Baber	106	64.63	104	2	0
COMMITTEEMAN NEW LENOX PCT 019					
Vote for not more than 1					
Chris Kosel.	156	100.00	146	10	0
COMMITTEEMAN NEW LENOX PCT 020					
Vote for not more than 1					
No Candidate Filed	0		0	0	0
COMMITTEEMAN PEOTONE PCT 001					
Vote for not more than 1					
Richard H. Reichert	233	100.00	207	23	3
COMMITTEEMAN PEOTONE PCT 002					
Vote for not more than 1					
Lloyd D. Collins, Sr.	225	100.00	193	31	1
COMMITTEEMAN PLAINFIELD PCT 001					
Vote for not more than 1					
Stephanie Borto	67	53.60	62	5	0
Anthony "Tony" F. Fremarek.	58	46.40	50	8	0
COMMITTEEMAN PLAINFIELD PCT 002					
Vote for not more than 1					
Joseph N. MacDonald	114	100.00	98	15	1
COMMITTEEMAN PLAINFIELD PCT 003					
Vote for not more than 1					
Gretchen Fritz.	179	100.00	158	19	2
COMMITTEEMAN PLAINFIELD PCT 004					
Vote for not more than 1					
No Candidate Filed	0		0	0	0

	TOTAL VOTES	%	ELECTION DAY	CENTRAL COUNT	PROV/GRACE
COMMITTEEMAN PLAINFIELD PCT 005					
Vote for not more than 1					
Matthew C. Starr	25	18.66	21	3	1
Janet C. Silosky	109	81.34	99	8	2
COMMITTEEMAN PLAINFIELD PCT 006					
Vote for not more than 1					
Denise Cullen	89	100.00	88	1	0
COMMITTEEMAN PLAINFIELD PCT 007					
Vote for not more than 1					
John J. Noyes	29	37.66	29	0	0
Kim Allen	48	62.34	44	4	0
COMMITTEEMAN PLAINFIELD PCT 008					
Vote for not more than 1					
Garrett M. Peck	166	100.00	146	18	2
COMMITTEEMAN PLAINFIELD PCT 009					
Vote for not more than 1					
John F. Argodelis	180	100.00	145	33	2
COMMITTEEMAN PLAINFIELD PCT 010					
Vote for not more than 1					
Margie Bonuchi	120	59.70	104	14	2
George M. Milton	81	40.30	67	14	0
COMMITTEEMAN PLAINFIELD PCT 011					
Vote for not more than 1					
Gary Damato	31	100.00	29	1	1
COMMITTEEMAN PLAINFIELD PCT 012					
Vote for not more than 1					
John J. McDonough	75	100.00	69	5	1
COMMITTEEMAN PLAINFIELD PCT 013					
Vote for not more than 1					
Peter Steiny	177	100.00	161	15	1
COMMITTEEMAN PLAINFIELD PCT 014					
Vote for not more than 1					
Ernest C. Knight	152	100.00	130	21	1
COMMITTEEMAN PLAINFIELD PCT 015					
Vote for not more than 1					
James R. Andel	152	100.00	138	12	2

ABSTRACT OF VOTES

GENERAL PRIMARY ELECTION
 MARCH 20, 2012
 REPUBLICAN

OFFICIAL RESULTS

	TOTAL VOTES	%	ELECTION DAY	CENTRAL COUNT	PROV/GRACE
COMMITTEEMAN PLAINFIELD PCT 016					
Vote for not more than 1					
No Candidate Filed	0		0	0	0
COMMITTEEMAN PLAINFIELD PCT 017					
Vote for not more than 1					
Ilona Vaughn	91	100.00	79	12	0
COMMITTEEMAN PLAINFIELD PCT 018					
Vote for not more than 1					
No Candidate Filed	0		0	0	0
COMMITTEEMAN PLAINFIELD PCT 019					
Vote for not more than 1					
No Candidate Filed	0		0	0	0
WRITE-IN.	14	100.00	14	0	0
COMMITTEEMAN PLAINFIELD PCT 020					
Vote for not more than 1					
Peter Hurtado	111	100.00	106	5	0
COMMITTEEMAN PLAINFIELD PCT 021					
Vote for not more than 1					
Douglas A. Sandstrom.	168	100.00	159	5	4
COMMITTEEMAN PLAINFIELD PCT 022					
Vote for not more than 1					
No Candidate Filed	0		0	0	0
COMMITTEEMAN PLAINFIELD PCT 023					
Vote for not more than 1					
Ryan Tuligłowski	98	100.00	96	0	2
COMMITTEEMAN PLAINFIELD PCT 024					
Vote for not more than 1					
No Candidate Filed	0		0	0	0
COMMITTEEMAN PLAINFIELD PCT 025					
Vote for not more than 1					
Joe Kordik	80	100.00	78	2	0
COMMITTEEMAN PLAINFIELD PCT 026					
Vote for not more than 1					
Jose "Joe" Martinez	58	100.00	53	4	1

	TOTAL VOTES	%	ELECTION DAY	CENTRAL COUNT	PROV/GRACE
COMMITTEEMAN PLAINFIELD PCT 027					
Vote for not more than 1					
No Candidate Filed	0		0	0	0
COMMITTEEMAN PLAINFIELD PCT 028					
Vote for not more than 1					
No Candidate Filed	0		0	0	0
COMMITTEEMAN PLAINFIELD PCT 029					
Vote for not more than 1					
No Candidate Filed	0		0	0	0
COMMITTEEMAN PLAINFIELD PCT 030					
Vote for not more than 1					
Joseph James Wright	131	100.00	125	4	2
COMMITTEEMAN PLAINFIELD PCT 031					
Vote for not more than 1					
No Candidate Filed	0		0	0	0
COMMITTEEMAN PLAINFIELD PCT 032					
Vote for not more than 1					
Timothy J. Kraulidis.	61	66.30	59	2	0
Ken Majetich	15	16.30	12	2	1
Alexander Ray Rodriguez.	16	17.39	15	1	0
COMMITTEEMAN PLAINFIELD PCT 033					
Vote for not more than 1					
Phillip Farmer, Jr.	114	100.00	101	8	5
COMMITTEEMAN PLAINFIELD PCT 034					
Vote for not more than 1					
No Candidate Filed	0		0	0	0
COMMITTEEMAN PLAINFIELD PCT 035					
Vote for not more than 1					
No Candidate Filed	0		0	0	0
COMMITTEEMAN PLAINFIELD PCT 036					
Vote for not more than 1					
Yvonne Bolton	111	100.00	98	12	1
COMMITTEEMAN REED PCT 001					
Vote for not more than 1					
No Candidate Filed	0		0	0	0

ABSTRACT OF VOTES

GENERAL PRIMARY ELECTION
 MARCH 20, 2012
 REPUBLICAN

OFFICIAL RESULTS

	TOTAL VOTES	%	ELECTION DAY	CENTRAL COUNT	PROV/GRACE
COMMITTEEMAN REED PCT 002					
Vote for not more than 1					
No Candidate Filed	0		0	0	0
COMMITTEEMAN REED PCT 003					
Vote for not more than 1					
Elizabeth (Liz) Walsh	139	100.00	128	11	0
COMMITTEEMAN TROY PCT 001					
Vote for not more than 1					
Anthony Andreano	76	100.00	74	2	0
COMMITTEEMAN TROY PCT 002					
Vote for not more than 1					
No Candidate Filed	0		0	0	0
COMMITTEEMAN TROY PCT 003					
Vote for not more than 1					
Steve Orlando	91	100.00	88	2	1
COMMITTEEMAN TROY PCT 004					
Vote for not more than 1					
Jim McFarland	132	100.00	118	13	1
COMMITTEEMAN TROY PCT 005					
Vote for not more than 1					
William Suca, Jr.	137	100.00	124	6	7
COMMITTEEMAN TROY PCT 006					
Vote for not more than 1					
No Candidate Filed	0		0	0	0
WRITE-IN.	11	100.00	8	0	3
COMMITTEEMAN TROY PCT 007					
Vote for not more than 1					
No Candidate Filed	0		0	0	0
WRITE-IN.	12	100.00	8	4	0
COMMITTEEMAN TROY PCT 008					
Vote for not more than 1					
Neal Kruchten	52	32.30	47	4	1
Glenn Gornik	109	67.70	96	12	1
COMMITTEEMAN TROY PCT 009					
Vote for not more than 1					
Kristin Ethridge	181	100.00	155	23	3

	TOTAL VOTES	%	ELECTION DAY	CENTRAL COUNT	PROV/GRACE
COMMITTEEMAN TROY PCT 010					
Vote for not more than 1					
No Candidate Filed	0		0	0	0
WRITE-IN.	21	100.00	15	5	1
COMMITTEEMAN TROY PCT 011					
Vote for not more than 1					
Jim Alaimo	289	100.00	246	26	17
COMMITTEEMAN TROY PCT 012					
Vote for not more than 1					
Sharon Cemen Hicks	158	100.00	139	12	7
COMMITTEEMAN TROY PCT 013					
Vote for not more than 1					
No Candidate Filed	0		0	0	0
COMMITTEEMAN TROY PCT 014					
Vote for not more than 1					
Joseph D. Baltz	183	100.00	155	23	5
COMMITTEEMAN TROY PCT 015					
Vote for not more than 1					
Dawn Damiani	194	100.00	170	21	3
COMMITTEEMAN TROY PCT 016					
Vote for not more than 1					
No Candidate Filed	0		0	0	0
WRITE-IN.	9	100.00	9	0	0
COMMITTEEMAN TROY PCT 017					
Vote for not more than 1					
Bryan W. Kopman	222	100.00	200	21	1
COMMITTEEMAN TROY PCT 018					
Vote for not more than 1					
Shirley A. Jolley.	84	100.00	78	5	1
COMMITTEEMAN TROY PCT 019					
Vote for not more than 1					
No Candidate Filed	0		0	0	0
WRITE-IN.	6	100.00	4	2	0
COMMITTEEMAN TROY PCT 020					
Vote for not more than 1					
George Muentnich	203	100.00	175	27	1

	TOTAL VOTES	%	ELECTION DAY	CENTRAL COUNT	PROV/GRACE
COMMITTEEMAN TROY PCT 021					
Vote for not more than 1					
Matt Sterba	140	100.00	129	11	0
COMMITTEEMAN TROY PCT 022					
Vote for not more than 1					
Owen T. McCarthy	132	100.00	123	8	1
COMMITTEEMAN TROY PCT 023					
Vote for not more than 1					
Robert F. Pelton	170	100.00	160	10	0
COMMITTEEMAN WASHINGTON PCT 001					
Vote for not more than 1					
Ronald S. Mazurek	153	100.00	142	10	1
COMMITTEEMAN WASHINGTON PCT 002					
Vote for not more than 1					
No Candidate Filed	0		0	0	0
COMMITTEEMAN WASHINGTON PCT 003					
Vote for not more than 1					
John P. Spomar, III	164	100.00	148	8	8
COMMITTEEMAN WESLEY PCT 001					
Vote for not more than 1					
Park A. Hollenbeck	88	50.29	85	3	0
Ben R. Galyon	87	49.71	82	5	0
COMMITTEEMAN WHEATLAND PCT 001					
Vote for not more than 1					
Jacob Snitko	147	100.00	125	22	0
COMMITTEEMAN WHEATLAND PCT 002					
Vote for not more than 1					
James D. Frost	74	35.41	60	14	0
Michael Strick	135	64.59	120	15	0
COMMITTEEMAN WHEATLAND PCT 003					
Vote for not more than 1					
M. Michael "Mike" Reilly	136	78.61	125	9	2
John Hughes	37	21.39	33	3	1

	TOTAL VOTES	%	ELECTION DAY	CENTRAL COUNT	PROV/GRACE
COMMITTEEMAN WHEATLAND PCT 004					
Vote for not more than 1					
Robert J. Drazkowski	63	58.33	60	3	0
Carla Marrero	45	41.67	39	5	1
COMMITTEEMAN WHEATLAND PCT 005					
Vote for not more than 1					
Mark T. Troyanowski	131	69.68	122	5	4
Timothy J. Belgio.	57	30.32	48	8	1
COMMITTEEMAN WHEATLAND PCT 006					
Vote for not more than 1					
Craig A. Wilson	121	42.16	118	3	0
Scott Bishop	166	57.84	163	3	0
COMMITTEEMAN WHEATLAND PCT 007					
Vote for not more than 1					
John Nania	199	100.00	181	16	2
COMMITTEEMAN WHEATLAND PCT 008					
Vote for not more than 1					
Tara Leigh Gregus.	118	59.30	115	3	0
Karl R. Cordes.	81	40.70	75	3	3
COMMITTEEMAN WHEATLAND PCT 009					
Vote for not more than 1					
Charles "Chuck" Maher	147	46.08	133	13	1
Kathy Havel.	172	53.92	159	12	1
COMMITTEEMAN WHEATLAND PCT 010					
Vote for not more than 1					
Sharon Gorrell.	97	48.50	92	4	1
Debra H. Holscher.	103	51.50	99	3	1
COMMITTEEMAN WHEATLAND PCT 011					
Vote for not more than 1					
Douglas W. Haddad.	57	51.35	54	3	0
Bradley C. Kneil	54	48.65	48	6	0
COMMITTEEMAN WHEATLAND PCT 012					
Vote for not more than 1					
Jim Shehee	139	92.05	124	11	4
WRITE-IN.	12	7.95	10	2	0

	TOTAL VOTES	%	ELECTION DAY	CENTRAL COUNT	PROV/GRACE
COMMITTEEMAN WHEATLAND PCT 013					
Vote for not more than 1					
Kelli L. Lord	94	54.97	86	8	0
Joseph 'Joe' Hudetz	77	45.03	74	2	1
COMMITTEEMAN WHEATLAND PCT 014					
Vote for not more than 1					
Ari J. Rosenthal	167	70.17	160	5	2
Tom Turigliatto	71	29.83	65	5	1
COMMITTEEMAN WHEATLAND PCT 015					
Vote for not more than 1					
Christine Wik	133	100.00	129	3	1
COMMITTEEMAN WHEATLAND PCT 016					
Vote for not more than 1					
Susan J. Haase.	97	40.08	84	12	1
Ben Nurczyk.	145	59.92	134	5	6
COMMITTEEMAN WHEATLAND PCT 017					
Vote for not more than 1					
Raymond Zamora.	178	100.00	167	10	1
COMMITTEEMAN WHEATLAND PCT 018					
Vote for not more than 1					
Suzanne Hart	181	74.79	169	12	0
William M. Mahlburg	61	25.21	55	6	0
COMMITTEEMAN WHEATLAND PCT 019					
Vote for not more than 1					
Adam Beaty	50	39.37	44	3	3
David Gillham	77	60.63	77	0	0
COMMITTEEMAN WHEATLAND PCT 020					
Vote for not more than 1					
Bruce Cartner	179	100.00	169	7	3
COMMITTEEMAN WHEATLAND PCT 021					
Vote for not more than 1					
Chuck Kern	141	100.00	130	11	0
COMMITTEEMAN WHEATLAND PCT 022					
Vote for not more than 1					
Raquel M. Mitchell	44	43.14	39	4	1
Terri A. Wintermute	58	56.86	54	1	3

ABSTRACT OF VOTES

GENERAL PRIMARY ELECTION
 MARCH 20, 2012
 REPUBLICAN

OFFICIAL RESULTS

	TOTAL VOTES	%	ELECTION DAY	CENTRAL COUNT	PROV/GRACE
COMMITTEEMAN WHEATLAND PCT 023					
Vote for not more than 1					
Mark Allan Chmura	119	100.00	108	11	0
COMMITTEEMAN WHEATLAND PCT 024					
Vote for not more than 1					
David T. Vanalek	90	55.90	83	7	0
Mark J. Barnabo	71	44.10	68	3	0
COMMITTEEMAN WHEATLAND PCT 025					
Vote for not more than 1					
Diane O'Brien	120	62.18	109	10	1
Ron Crouse	73	37.82	70	3	0
COMMITTEEMAN WHEATLAND PCT 026					
Vote for not more than 1					
Todd A. Morse	113	38.70	97	16	0
Bill Lamb	179	61.30	152	24	3
COMMITTEEMAN WHEATLAND PCT 027					
Vote for not more than 1					
David F. Monaghan.	76	100.00	67	7	2
COMMITTEEMAN WHEATLAND PCT 028					
Vote for not more than 1					
Brian Smith.	168	97.11	155	12	1
WRITE-IN.	5	2.89	5	0	0
COMMITTEEMAN WHEATLAND PCT 029					
Vote for not more than 1					
Robin Ambrosia.	113	52.56	105	8	0
Brian Wojowski.	102	47.44	92	9	1
COMMITTEEMAN WHEATLAND PCT 030					
Vote for not more than 1					
Colleen M. Rotkis.	122	68.16	114	8	0
Aubrey Gillentine.	57	31.84	53	4	0
COMMITTEEMAN WILL PCT 001					
Vote for not more than 1					
Judy Ogalla.	206	100.00	182	22	2
COMMITTEEMAN WILMINGTON PCT 001					
Vote for not more than 1					
Bert Niehls.	114	100.00	102	10	2

	TOTAL VOTES	%	ELECTION DAY	CENTRAL COUNT	PROV/GRACE
COMMITTEEMAN WILMINGTON PCT 002					
Vote for not more than 1					
William Weidling	142	100.00	133	8	1
COMMITTEEMAN WILMINGTON PCT 003					
Vote for not more than 1					
James A. Hiles.	157	100.00	132	24	1
COMMITTEEMAN WILTON PCT 001					
Vote for not more than 1					
Lorenzo G. Rossi	114	100.00	104	6	4



Nancy Schultz Voots

W I L L C O U N T Y C L E R K



MISCELLANEOUS REFERENDA

01 = BALLOTS CAST

VOTES PERCENT

15,918

UNINCORPORATED AREA REFERENDUM

Vote for not more than 1

02 = YES

03 = NO

VOTES PERCENT

6,005 40.48

8,828 59.52

	01	02	03
0001 CHANNAHON PCT 001	70	34	34
0002 CHANNAHON PCT 002	79	32	44
0003 CHANNAHON PCT 003	32	11	20
0004 CHANNAHON PCT 004	41	18	22
0005 CHANNAHON PCT 005	0	0	0
0006 CRETE PCT 001	160	44	106
0007 CRETE PCT 002	20	5	13
0009 CRETE PCT 004	1	1	0
0010 CRETE PCT 005	52	19	30
0011 CRETE PCT 006	230	93	117
0012 CRETE PCT 007	369	155	184
0013 CRETE PCT 008	35	8	23
0014 CRETE PCT 009	0	0	0
0015 CRETE PCT 010	259	95	141
0016 CRETE PCT 011	324	110	176
0017 CRETE PCT 012	367	108	230
0018 CUSTER PCT 001	198	67	119
0019 DU PAGE PCT 001	23	8	14
0023 DU PAGE PCT 005	0	0	0
0025 DU PAGE PCT 007	3	2	1
0027 DU PAGE PCT 009	0	0	0
0042 DU PAGE PCT 024	0	0	0
0049 DU PAGE PCT 031	52	30	21
0050 DU PAGE PCT 032	0	0	0
0051 DU PAGE PCT 033	64	29	32
0052 DU PAGE PCT 034	373	197	146
0056 FLORENCE PCT 001	61	25	35
0057 FRANKFORT PCT 001	157	66	85
0058 FRANKFORT PCT 002	3	0	3
0059 FRANKFORT PCT 003	2	0	2
0061 FRANKFORT PCT 005	51	17	28
0062 FRANKFORT PCT 006	0	0	0
0064 FRANKFORT PCT 008	116	37	72
0066 FRANKFORT PCT 010	26	12	13
0067 FRANKFORT PCT 011	54	19	30
0069 FRANKFORT PCT 013	2	0	2
0070 FRANKFORT PCT 014	213	81	105
0071 FRANKFORT PCT 015	216	69	135
0072 FRANKFORT PCT 016	139	54	77
0073 FRANKFORT PCT 017	65	29	30
0074 FRANKFORT PCT 018	47	24	22
0075 FRANKFORT PCT 019	201	83	105
0076 FRANKFORT PCT 020	250	83	153
0078 FRANKFORT PCT 022	11	2	9
0079 FRANKFORT PCT 023	12	5	6
0080 FRANKFORT PCT 024	84	14	58
0081 FRANKFORT PCT 025	0	0	0
0082 FRANKFORT PCT 026	4	1	3
0084 FRANKFORT PCT 028	190	69	104
0085 FRANKFORT PCT 029	10	4	6
0086 GREEN GARDEN PCT 001	301	121	166
0087 GREEN GARDEN PCT 002	277	116	146
0088 HOMER PCT 001	163	49	103
0089 HOMER PCT 002	11	5	4
0093 HOMER PCT 006	51	31	18
0097 HOMER PCT 010	69	25	40

I, the undersigned do hereby certify that on April 10, 2012, I canvassed the returns of an election held on March 20, 2012 for UNINCORPORATED AREA OF WILL COUNTY and I proclaim that a total of 15,918 voters requested and received ballots and I do further certify that the following Question of Public Policy did receive the number of votes herein recorded and has **FAILED**.

Shall the County of Will have the authority to arrange for the supply of electricity for its residential and small commercial retail customers who have not opted out of such program?

I further certify that the above is a true and complete Abstract of Votes and was prepared in my presence on April 10, 2012.

Nancy Schultz Voots
Nancy Schultz Voots, County Clerk
The County of Will, Illinois

01 = BALLOTS CAST

VOTES PERCENT

15,918

UNINCORPORATED AREA REFERENDUM

Vote for not more than 1

02 = YES

03 = NO

VOTES PERCENT

6,005 40.48

8,828 59.52

(CONTINUED FROM PREVIOUS PAGE)

	01	02	03
0099 HOMER PCT 012	4	2	2
0100 HOMER PCT 013	85	25	55
0102 HOMER PCT 015	3	2	1
0103 HOMER PCT 016	27	8	16
0105 HOMER PCT 018	54	20	33
0106 JACKSON PCT 001	236	80	141
0107 JACKSON PCT 002	147	56	84
0113 JOLIET PCT 006	0	0	0
0114 JOLIET PCT 007	39	16	18
0120 JOLIET PCT 013	2	1	1
0122 JOLIET PCT 015	83	22	57
0123 JOLIET PCT 016	54	22	26
0136 JOLIET PCT 029	44	16	24
0137 JOLIET PCT 030	157	57	89
0139 JOLIET PCT 032	10	3	5
0140 JOLIET PCT 033	0	0	0
0141 JOLIET PCT 034	75	30	35
0142 JOLIET PCT 035	152	53	86
0143 JOLIET PCT 036	170	77	82
0144 JOLIET PCT 037	186	61	109
0145 LOCKPORT PCT 001	767	395	323
0146 LOCKPORT PCT 002	0	0	0
0148 LOCKPORT PCT 004	53	15	34
0149 LOCKPORT PCT 005	181	50	126
0150 LOCKPORT PCT 006	104	44	52
0153 LOCKPORT PCT 009	1	1	0
0154 LOCKPORT PCT 010	36	8	26
0155 LOCKPORT PCT 011	7	1	6
0156 LOCKPORT PCT 012	70	25	40
0157 LOCKPORT PCT 013	7	1	6
0158 LOCKPORT PCT 014	78	28	49
0159 LOCKPORT PCT 015	26	8	18
0160 LOCKPORT PCT 016	4	1	1
0161 LOCKPORT PCT 017	2	0	2
0162 LOCKPORT PCT 018	89	20	63
0163 LOCKPORT PCT 019	46	12	31
0168 LOCKPORT PCT 024	144	47	77
0169 MANHATTAN PCT 001	109	49	54
0170 MANHATTAN PCT 002	23	11	10
0171 MANHATTAN PCT 003	377	134	227
0173 MONEE PCT 001	96	34	51
0174 MONEE PCT 002	19	11	7
0175 MONEE PCT 003	57	15	36
0176 MONEE PCT 004	18	9	7
0180 MONEE PCT 008	132	37	79
0181 NEW LENOX PCT 001	24	7	17
0182 NEW LENOX PCT 002	211	82	114
0183 NEW LENOX PCT 003	0	0	0
0184 NEW LENOX PCT 004	175	63	106
0185 NEW LENOX PCT 005	29	13	14
0186 NEW LENOX PCT 006	196	75	109
0187 NEW LENOX PCT 007	238	86	132
0188 NEW LENOX PCT 008	144	56	82
0189 NEW LENOX PCT 009	137	60	64
0190 NEW LENOX PCT 010	2	1	1
0191 NEW LENOX PCT 011	33	14	17

VOTES PERCENT

VOTES PERCENT

01 = BALLOTS CAST

15,918

UNINCORPORATED AREA REFERENDUM

Vote for not more than 1

02 = YES

03 = NO

6,005 40.48
8,828 59.52

(CONTINUED FROM PREVIOUS PAGE)

	01	02	03
0192 NEW LENOX PCT 012	36	10	23
0193 NEW LENOX PCT 013	98	31	66
0194 NEW LENOX PCT 014	139	44	86
0195 NEW LENOX PCT 015	0	0	0
0196 NEW LENOX PCT 016	4	0	2
0197 NEW LENOX PCT 017	98	34	57
0198 NEW LENOX PCT 018	5	1	4
0199 NEW LENOX PCT 019	1	1	0
0200 NEW LENOX PCT 020	189	67	119
0201 PEOTONE PCT 001	128	49	70
0202 PEOTONE PCT 002	75	32	39
0203 PLAINFIELD PCT 001	2	1	1
0205 PLAINFIELD PCT 003	111	54	53
0206 PLAINFIELD PCT 004	75	32	42
0207 PLAINFIELD PCT 005	177	72	86
0208 PLAINFIELD PCT 006	46	12	28
0210 PLAINFIELD PCT 008	4	2	2
0211 PLAINFIELD PCT 009	10	6	4
0212 PLAINFIELD PCT 010	2	0	2
0214 PLAINFIELD PCT 012	48	19	27
0215 PLAINFIELD PCT 013	166	49	104
0216 PLAINFIELD PCT 014	0	0	0
0217 PLAINFIELD PCT 015	59	26	31
0218 PLAINFIELD PCT 016	159	56	94
0219 PLAINFIELD PCT 017	64	17	43
0220 PLAINFIELD PCT 018	49	13	34
0222 PLAINFIELD PCT 020	53	24	23
0223 PLAINFIELD PCT 021	68	30	34
0224 PLAINFIELD PCT 022	63	24	31
0225 PLAINFIELD PCT 023	89	36	49
0226 PLAINFIELD PCT 024	186	72	105
0229 PLAINFIELD PCT 027	0	0	0
0230 PLAINFIELD PCT 028	0	0	0
0231 PLAINFIELD PCT 029	0	0	0
0233 PLAINFIELD PCT 031	38	19	17
0234 PLAINFIELD PCT 032	0	0	0
0235 PLAINFIELD PCT 033	3	2	1
0236 PLAINFIELD PCT 034	12	7	5
0238 PLAINFIELD PCT 036	90	32	54
0239 REED PCT 001	0	0	0
0240 REED PCT 002	1	1	0
0241 REED PCT 003	30	13	16
0242 TROY PCT 001	1	1	0
0243 TROY PCT 002	1	0	1
0244 TROY PCT 003	3	2	1
0245 TROY PCT 004	27	9	15
0246 TROY PCT 005	22	9	13
0247 TROY PCT 006	84	28	52
0248 TROY PCT 007	2	0	1
0249 TROY PCT 008	30	8	22
0250 TROY PCT 009	97	38	57
0251 TROY PCT 010	0	0	0
0252 TROY PCT 011	66	29	33
0254 TROY PCT 013	8	2	6
0258 TROY PCT 017	1	1	0
0259 TROY PCT 018	4	3	1

ABSTRACT OF VOTES

GENERAL PRIMARY ELECTION
MARCH 20, 2012

OFFICIAL RESULTS

VOTES PERCENT

VOTES PERCENT

01 = BALLOTS CAST

15,918

UNINCORPORATED AREA REFERENDUM

Vote for not more than 1

02 = YES

03 = NO

6,005 40.48

8,828 59.52

(CONTINUED FROM PREVIOUS PAGE)

	01	02	03
0261 TROY PCT 020	8	1	6
0262 TROY PCT 021	96	35	56
0263 TROY PCT 022	176	79	84
0264 TROY PCT 023	5	3	2
0265 WASHINGTON PCT 001	48	17	27
0266 WASHINGTON PCT 002	168	56	99
0267 WASHINGTON PCT 003	166	53	98
0268 WESLEY PCT 001	260	94	156
0269 WHEATLAND PCT 001	58	11	40
0270 WHEATLAND PCT 002	1	0	1
0271 WHEATLAND PCT 003	3	2	1
0273 WHEATLAND PCT 005	33	13	19
0274 WHEATLAND PCT 006	200	79	111
0275 WHEATLAND PCT 007	27	11	14
0276 WHEATLAND PCT 008	0	0	0
0277 WHEATLAND PCT 009	37	13	23
0278 WHEATLAND PCT 010	35	12	17
0279 WHEATLAND PCT 011	17	8	9
0281 WHEATLAND PCT 013	118	40	72
0282 WHEATLAND PCT 014	8	4	4
0284 WHEATLAND PCT 016	236	84	133
0285 WHEATLAND PCT 017	2	1	1
0286 WHEATLAND PCT 018	17	7	9
0288 WHEATLAND PCT 020	1	0	1
0289 WHEATLAND PCT 021	0	0	0
0290 WHEATLAND PCT 022	0	0	0
0291 WHEATLAND PCT 023	1	0	1
0294 WHEATLAND PCT 026	125	50	66
0295 WHEATLAND PCT 027	0	0	0
0296 WHEATLAND PCT 028	36	19	15
0297 WHEATLAND PCT 029	0	0	0
0298 WHEATLAND PCT 030	0	0	0
0299 WILL PCT 001	265	102	138
0300 WILMINGTON PCT 001	26	11	12
0301 WILMINGTON PCT 002	73	24	41
0303 WILTON PCT 001	247	87	140

WILL

ABSTRACT OF VOTES

GENERAL PRIMARY ELECTION
MARCH 20, 2012

OFFICIAL RESULTS

VOTES PERCENT

VOTES PERCENT

01 = BALLOTS CAST

701

CITY OF BRAIDWOOD REFERENDUM

Vote for not more than 1

02 = YES

03 = NO

338 51.21
322 48.79


	01	02	03
0239 REED PCT 001	241	102	135
0240 REED PCT 002	277	150	103
0241 REED PCT 003	183	86	84

0239 REED PCT 001
0240 REED PCT 002
0241 REED PCT 003

I, the undersigned do hereby certify that on April 10, 2012, I canvassed the returns of an election held on March 20, 2012 for CITY OF BRAIDWOOD and I proclaim that a total of 703 voters requested and received ballots and I do further certify that the following Question of Public Policy did receive the number of votes herein recorded and has **PASSED**.

Shall the City of Braidwood have the authority to arrange for the supply of electricity for its residential and small commercial retail customers who have not opted out of such program?

I further certify that the above is a true and complete Abstract of Votes and was prepared in my presence on April 10, 2012.


Nancy Schultz Koots, County Clerk
The County of Will, Illinois

Statement of Votes Cast

Grundy County, IL

2012 General Primary

SOVC For Jurisdiction Wide, All Counters, All Races

Official Results

Date:04/05/12

Time:10:43:51

Page:73 of 80

Braidwood City Electrical

	Reg. Voters	Vote For	Times Counted	Total Votes	Times Over Voted	Number Of Under Votes	YES		NO
Jurisdiction Wide									
Aux Sable I	-	-	-	-	-	-	-	-	-
Aux Sable II	-	-	-	-	-	-	-	-	-
Aux Sable III	-	-	-	-	-	-	-	-	-
Aux Sable IV	-	-	-	-	-	-	-	-	-
Aux Sable V	-	-	-	-	-	-	-	-	-
Aux Sable VI	-	-	-	-	-	-	-	-	-
Aux Sable VII	-	-	-	-	-	-	-	-	-
Braceville I	-	-	-	-	-	-	-	-	-
Braceville II	2	1	2	2	0	0	0	0.00%	2 100.00%
Braceville III	-	-	-	-	-	-	-	-	-
Braceville IV	-	-	-	-	-	-	-	-	-
Erienna I	-	-	-	-	-	-	-	-	-
Erienna II	-	-	-	-	-	-	-	-	-
Felix I	-	-	-	-	-	-	-	-	-
Felix II	-	-	-	-	-	-	-	-	-
Felix III	-	-	-	-	-	-	-	-	-
Felix IV	-	-	-	-	-	-	-	-	-
Garfield I	-	-	-	-	-	-	-	-	-
Garfield II	-	-	-	-	-	-	-	-	-
Goodfarm I	-	-	-	-	-	-	-	-	-
Goose Lake I	-	-	-	-	-	-	-	-	-
Goose Lake II	-	-	-	-	-	-	-	-	-
Greenfield I	-	-	-	-	-	-	-	-	-
Greenfield II	-	-	-	-	-	-	-	-	-
Highland I	-	-	-	-	-	-	-	-	-
Maine I	-	-	-	-	-	-	-	-	-
Mazon I	-	-	-	-	-	-	-	-	-
Morris I	-	-	-	-	-	-	-	-	-
Morris II	-	-	-	-	-	-	-	-	-
Morris III	-	-	-	-	-	-	-	-	-
Morris IV	-	-	-	-	-	-	-	-	-
Morris V	-	-	-	-	-	-	-	-	-
Morris VI	-	-	-	-	-	-	-	-	-
Morris VII	-	-	-	-	-	-	-	-	-
Nettle Creek I	-	-	-	-	-	-	-	-	-
Norman I	-	-	-	-	-	-	-	-	-
Saratoga I	-	-	-	-	-	-	-	-	-
Saratoga II	-	-	-	-	-	-	-	-	-
Saratoga III	-	-	-	-	-	-	-	-	-
Saratoga IV	-	-	-	-	-	-	-	-	-
Saratoga V	-	-	-	-	-	-	-	-	-
Vienna I	-	-	-	-	-	-	-	-	-
Wauponsee I	-	-	-	-	-	-	-	-	-
Wauponsee II	-	-	-	-	-	-	-	-	-
Total	2	1	2	2	0	0	0	0.00%	2 100.00%

ABSTRACT OF VOTES

GENERAL PRIMARY ELECTION
MARCH 20, 2012

OFFICIAL RESULTS

01 = BALLOTS CAST

VOTES PERCENT

2,680

CITY OF CREST HILL REFERENDUM

Vote for not more than 1

02 = YES

03 = NO

VOTES PERCENT


1,785 68.55
819 31.45

	01	02	03
0108 JOLIET PCT 001	94	43	44
0109 JOLIET PCT 002	0	0	0
0157 LOCKPORT PCT 013	997	754	212
0158 LOCKPORT PCT 014	232	139	88
0159 LOCKPORT PCT 015	122	86	31
0164 LOCKPORT PCT 020	285	188	91
0165 LOCKPORT PCT 021	243	147	89
0166 LOCKPORT PCT 022	284	179	105
0167 LOCKPORT PCT 023	222	139	80
0236 PLAINFIELD PCT 034	125	68	52
0247 TROY PCT 006	76	42	27

I, the undersigned do hereby certify that on April 10, 2012, I canvassed the returns of an election held on March 20, 2012 for CITY OF CREST HILL and I proclaim that a total of 2,680 voters requested and received ballots and I do further certify that the following Question of Public Policy did receive the number of votes herein recorded and has **PASSED**.

Shall the corporate authorities of the City of Crest Hill, Will County, Illinois be authorized to levy a Non-Home Rule Retailers' Occupation Tax and a Non-Home Rule Service Occupation Tax at the rate of one (1%) percent for expenditures on municipal operations, expenditures on public infrastructure, or property tax relief?

I further certify that the above is a true and complete Abstract of Votes and was prepared in my presence on April 10, 2012.


Nancy Schultz Voors, County Clerk
The County of Will, Illinois

WILL

ABSTRACT OF VOTES

GENERAL PRIMARY ELECTION
MARCH 20, 2012

OFFICIAL RESULTS

VOTES PERCENT

VOTES PERCENT

01 = BALLOTS CAST

10,987

CITY OF JOLIET REFERENDUM

Vote for not more than 1

02 = YES

03 = NO

4,749 46.67

5,426 53.33

	01	02	03
--	----	----	----

0106 JACKSON PCT 001	28	12	12
0108 JOLIET PCT 001	117	44	65
0109 JOLIET PCT 002	225	109	94
0110 JOLIET PCT 003	147	66	71
0111 JOLIET PCT 004	186	88	82
0112 JOLIET PCT 005	152	58	72
0113 JOLIET PCT 006	111	41	60
0114 JOLIET PCT 007	133	54	61
0115 JOLIET PCT 008	160	67	86
0116 JOLIET PCT 009	141	52	73
0117 JOLIET PCT 010	231	104	110
0118 JOLIET PCT 011	174	62	95
0119 JOLIET PCT 012	111	35	70
0120 JOLIET PCT 013	71	34	31
0121 JOLIET PCT 014	79	31	37
0122 JOLIET PCT 015	34	11	20
0123 JOLIET PCT 016	137	53	75
0124 JOLIET PCT 017	306	134	152
0125 JOLIET PCT 018	364	190	145
0126 JOLIET PCT 019	204	81	114
0127 JOLIET PCT 020	277	129	121
0128 JOLIET PCT 021	296	149	128
0129 JOLIET PCT 022	227	136	72
0130 JOLIET PCT 023	147	71	59
0131 JOLIET PCT 024	140	56	63
0132 JOLIET PCT 025	230	104	114
0133 JOLIET PCT 026	166	80	80
0134 JOLIET PCT 027	68	25	41
0135 JOLIET PCT 028	114	49	52
0136 JOLIET PCT 029	98	35	56
0138 JOLIET PCT 031	180	78	95
0139 JOLIET PCT 032	137	56	70
0141 JOLIET PCT 034	158	66	74
0142 JOLIET PCT 035	115	54	30
0143 JOLIET PCT 036	0	0	0
0144 JOLIET PCT 037	9	6	2
0164 LOCKPORT PCT 020	0	0	0
0181 NEW LENOX PCT 001	155	68	81
0183 NEW LENOX PCT 003	193	81	106
0219 PLAINFIELD PCT 017	106	38	62
0220 PLAINFIELD PCT 018	112	48	55
0221 PLAINFIELD PCT 019	117	44	62
0222 PLAINFIELD PCT 020	131	61	62
0223 PLAINFIELD PCT 021	169	69	90
0224 PLAINFIELD PCT 022	54	26	23
0225 PLAINFIELD PCT 023	92	40	46
0226 PLAINFIELD PCT 024	111	53	50
0227 PLAINFIELD PCT 025	146	61	69
0228 PLAINFIELD PCT 026	106	55	42
0229 PLAINFIELD PCT 027	158	76	75
0230 PLAINFIELD PCT 028	160	56	94
0231 PLAINFIELD PCT 029	163	62	96
0232 PLAINFIELD PCT 030	207	73	120
0233 PLAINFIELD PCT 031	158	60	95
0234 PLAINFIELD PCT 032	143	61	77
0235 PLAINFIELD PCT 033	196	72	116

I, the undersigned do hereby certify that on April 10, 2012, I canvassed the returns of an election held on March 20, 2012 for CITY OF JOLIET and I proclaim that a total of 11,535 voters requested and received ballots and I do further certify that the following Question of Public Policy did receive the number of votes herein recorded and has **FAILED**.

Shall the City of Joliet have the authority to arrange for the supply of electricity for its residential and small commercial retail customers who have not opted out of such program?

I further certify that the above is a true and complete Abstract of Votes and was prepared in my presence on April 10, 2012.

Nancy Schultz Voots
Nancy Schultz Voots, County Clerk
The County of Will, Illinois

WILL

ABSTRACT OF VOTES

GENERAL PRIMARY ELECTION
MARCH 20, 2012

OFFICIAL RESULTS

VOTES PERCENT

VOTES PERCENT

CITY OF JOLIET REFERENDUM
Vote for not more than 1
02 = YES
03 = NO

01 = BALLOTS CAST

10,987

4,749 46.67
5,426 53.33

(CONTINUED FROM PREVIOUS PAGE)

	01	02	03
0236 PLAINFIELD PCT 034	24	9	13
0237 PLAINFIELD PCT 035	149	73	62
0238 PLAINFIELD PCT 036	110	43	61
0242 TROY PCT 001	137	52	73
0243 TROY PCT 002	129	64	56
0244 TROY PCT 003	146	60	82
0245 TROY PCT 004	172	59	105
0246 TROY PCT 005	238	104	113
0247 TROY PCT 006	5	2	3
0249 TROY PCT 008	231	102	118
0250 TROY PCT 009	230	97	124
0252 TROY PCT 011	402	201	164
0253 TROY PCT 012	288	126	142
0257 TROY PCT 016	284	123	141
0259 TROY PCT 018	154	48	99
0260 TROY PCT 019	138	62	67
0264 TROY PCT 023	0	0	0

KENDALL

JURISDICTIONAL CANVASS

CERTIFY TO OVERLAPS

RUN DATE:04/03/12 11:32 AM

GENERAL PRIMARY ELECTION
MARCH 20, 2012

REPORT-EL86 PAGE 001

WITH 7 OF 7 PRECINCTS REPORTING

VOTES PERCENT

VOTES PERCENT

01 = BALLOTS CAST

548

CITY OF JOLIET QUESTION

VOTE FOR 1

02 = YES

169 33.01

03 = NO

343 66.99

04 = OVER VOTES

0

05 = UNDER VOTES

36

	01	02	03	04	05
0601 NA AU SAY 1	8	2	5	0	1
0602 NA AU SAY 2	112	28	74	0	10
0603 NA AU SAY 3	88	38	47	0	3
0604 NA AU SAY 4	116	34	79	0	3
0605 NA AU SAY 5	105	32	65	0	8
0902 SEWARD 2	47	9	36	0	2
0903 SEWARD 3	72	26	37	0	9

0601 NA AU SAY 1
0602 NA AU SAY 2
0603 NA AU SAY 3
0604 NA AU SAY 4
0605 NA AU SAY 5
0902 SEWARD 2
0903 SEWARD 3

01 = BALLOTS CAST

VOTES PERCENT

VOTES PERCENT

3,099

CITY OF LOCKPORT REFERENDUM

Vote for not more than 1

02 = YES

03 = NO

1,366 45.96


1,606 54.04

	01	02	03
0088 HOMER PCT 001	35	15	17
0097 HOMER PCT 010	90	42	44
0100 HOMER PCT 013	160	62	89
0101 HOMER PCT 014	234	98	121
0102 HOMER PCT 015	386	186	186
0103 HOMER PCT 016	50	22	27
0105 HOMER PCT 018	214	108	101
0149 LOCKPORT PCT 005	73	27	42
0154 LOCKPORT PCT 010	180	75	96
0155 LOCKPORT PCT 011	235	107	119
0156 LOCKPORT PCT 012	161	71	84
0160 LOCKPORT PCT 016	364	155	196
0161 LOCKPORT PCT 017	343	124	206
0162 LOCKPORT PCT 018	307	127	166
0163 LOCKPORT PCT 019	267	147	112

I, the undersigned do hereby certify that on April 10, 2012, I canvassed the returns of an election held on March 20, 2012 for CITY OF LOCKPORT and I proclaim that a total of 3,099 voters requested and received ballots and I do further certify that the following Question of Public Policy did receive the number of votes herein recorded and has **FAILED**.

Shall the City of Lockport have the authority to arrange for the supply of electricity for its residential and small commercial retail customers who have not opted out of such program?

I further certify that the above is a true and complete Abstract of Votes and was prepared in my presence on April 10, 2012.


Nancy Schultz Voots, County Clerk
The County of Will, Illinois

01 = BALLOTS CAST

VOTES PERCENT

658

CITY OF WILMINGTON REFERENDUM

Vote for not more than 1

02 = YES

03 = NO

VOTES PERCENT

282 45.71

335 54.29

	01	02	03
0018 CUSTER PCT 001	8	2	6
0056 FLORENCE PCT 001	34	10	24
0268 WESLEY PCT 001	4	3	1
0300 WILMINGTON PCT 001	172	72	91
0301 WILMINGTON PCT 002	183	87	76
0302 WILMINGTON PCT 003	257	108	137

I, the undersigned do hereby certify that on April 10, 2012, I canvassed the returns of an election held on March 20, 2012 for CITY OF WILMINGTON and I proclaim that a total of 658 voters requested and received ballots and I do further certify that the following Question of Public Policy did receive the number of votes herein recorded and has **FAILED**.

Shall the City of Wilmington have the authority to arrange for the supply of electricity for its residential and small commercial retail customers who have not opted out of such program?

I further certify that the above is a true and complete Abstract of Votes and was prepared in my presence on April 10, 2012.

Nancy Schultz Voots
Nancy Schultz Voots, County Clerk
The County of Will, Illinois

ABSTRACT OF VOTES

GENERAL PRIMARY ELECTION
MARCH 20, 2012

OFFICIAL RESULTS

VOTES PERCENT

VOTES PERCENT

01 = BALLOTS CAST

705

VILLAGE OF BEECHER REFERENDUM

Vote for not more than 1

02 = YES

03 = NO

357 53.05

316 46.95


0265 WASHINGTON PCT 001
0266 WASHINGTON PCT 002
0267 WASHINGTON PCT 003

	01	02	03
0265 WASHINGTON PCT 001	326	173	144
0266 WASHINGTON PCT 002	204	109	82
0267 WASHINGTON PCT 003	175	75	90

I, the undersigned do hereby certify that on April 10, 2012, I canvassed the returns of an election held on March 20, 2012 for VILLAGE OF BEECHER and I proclaim that a total of 705 voters requested and received ballots and I do further certify that the following Question of Public Policy did receive the number of votes herein recorded and has **PASSED**.

Shall the Village of Beecher have the authority to arrange for the supply of electricity for its residential and small commercial retail customers who have not opted out of such program?

I further certify that the above is a true and complete Abstract of Votes and was prepared in my presence on April 10, 2012.


Nancy Schultz Vook, County Clerk
The County of Will, Illinois

WILL

OFFICIAL RESULTS

ABSTRACT OF VOTES

GENERAL PRIMARY ELECTION
MARCH 20, 2012

VOTES PERCENT

VOTES PERCENT

5,802

VILLAGE OF BOLINGBROOK REFERENDUM

Vote for not more than 1

02 = YES

03 = NO

2,996 54.60

2,491 45.40

01 = BALLOTS CAST

	01	02	03
0022 DU PAGE PCT 004	217	134	71
0023 DU PAGE PCT 005	248	131	107
0024 DU PAGE PCT 006	268	128	132
0026 DU PAGE PCT 008	162	86	69
0027 DU PAGE PCT 009	157	76	73
0028 DU PAGE PCT 010	179	96	72
0029 DU PAGE PCT 011	214	115	90
0030 DU PAGE PCT 012	225	110	94
0031 DU PAGE PCT 013	209	104	88
0032 DU PAGE PCT 014	233	126	95
0033 DU PAGE PCT 015	295	142	137
0034 DU PAGE PCT 016	246	130	104
0035 DU PAGE PCT 017	180	97	78
0036 DU PAGE PCT 018	207	120	76
0037 DU PAGE PCT 019	193	109	73
0038 DU PAGE PCT 020	166	74	84
0039 DU PAGE PCT 021	206	106	88
0040 DU PAGE PCT 022	228	104	111
0041 DU PAGE PCT 023	120	52	62
0042 DU PAGE PCT 024	173	89	76
0043 DU PAGE PCT 025	208	98	97
0044 DU PAGE PCT 026	179	89	87
0045 DU PAGE PCT 027	169	92	65
0046 DU PAGE PCT 028	161	71	83
0047 DU PAGE PCT 029	146	94	44
0048 DU PAGE PCT 030	166	99	56
0049 DU PAGE PCT 031	133	66	60
0287 WHEATLAND PCT 019	219	102	103
0290 WHEATLAND PCT 022	162	92	59
0295 WHEATLAND PCT 027	133	64	57

I, the undersigned do hereby certify that on April 10, 2012, I canvassed the returns of an election held on March 20, 2012 for VILLAGE OF BOLINGBROOK and I proclaim that a total of 5,984 voters requested and received ballots and I do further certify that the following Question of Public Policy did receive the number of votes herein recorded and has **PASSED**.

Shall the Village of Bolingbrook have the authority to arrange for the supply of electricity for its residential and small commercial retail customers who have not opted out of such program?

I further certify that the above is a true and complete Abstract of Votes and was prepared in my presence on April 10, 2012.

Nancy Schultz Voots
Nancy Schultz Voots, County Clerk
The County of Will, Illinois

VILLAGE OF BOLINGBROOK

2012 General Primary Election

Election Abstract

Tuesday, March 20, 2012

Bolingbrook Prop - Electricity

Vote for ONE

Reg Vtrs: 1,116

Precincts 3

Total votes: 168

Ballots Counted: 182

80048 80049 80093 Total

Yes 18 32 40 90

No 15 33 30 78

Registered Voters 160 501 455 1,116

Ballots Counted 34 73 75 182

WILL

OFFICIAL RESULTS

ABSTRACT OF VOTES

GENERAL PRIMARY ELECTION
MARCH 20, 2012

VOTES PERCENT

VOTES PERCENT

01 = BALLOTS CAST

VILLAGE OF CHANNAHON REFERENDUM

Vote for not more than 1

02 = YES

03 = NO

612 50.33

604 49.67


0002 CHANNAHON PCT 002
0003 CHANNAHON PCT 003
0004 CHANNAHON PCT 004
0005 CHANNAHON PCT 005
0263 TROY PCT 022
0264 TROY PCT 023

	01	02	03
	260	115	138
	299	151	137
	216	109	97
	213	84	120
	0	0	0
	282	153	112

I, the undersigned do hereby certify that on April 10, 2012, I canvassed the returns of an election held on March 20, 2012 for VILLAGE OF CHANNAHON and I proclaim that a total of 1,528 voters requested and received ballots and I do further certify that the following Question of Public Policy did receive the number of votes herein recorded and has **PASSED**.

Shall the Village of Channahon have the authority to arrange for the supply of electricity for its residential and small commercial retail customers who have not opted out of such program?

I further certify that the above is a true and complete Abstract of Votes and was prepared in my presence on April 10, 2012.


Nancy Schultz Voots, County Clerk
The County of Will, Illinois

Statement of Votes Cast
 Grundy County, IL
 2012 General Primary
 SOVC For Jurisdiction Wide, All Counters, All Races
 Official Results

Date:04/05/12
 Time:10:43:51
 Page:74 of 80

Village Channahon Electrical

	Reg. Voters	Vote For	Times Counted	Total Votes	Times Over Voted	Number Of Under Votes	YES	NO
Jurisdiction Wide								
Aux Sable I	-	-	-	-	-	-	-	-
Aux Sable II	1	1	0	0	0	0	0	0
Aux Sable III	-	-	-	-	-	-	-	-
Aux Sable IV	0	1	0	0	0	0	0	0
Aux Sable V	351	1	41	41	0	0	22 53.66%	19 46.34%
Aux Sable VI	1006	1	178	173	0	5	98 56.65%	75 43.35%
Aux Sable VII	299	1	38	38	0	0	18 47.37%	20 52.63%
Braceville I	-	-	-	-	-	-	-	-
Braceville II	-	-	-	-	-	-	-	-
Braceville III	-	-	-	-	-	-	-	-
Braceville IV	-	-	-	-	-	-	-	-
Erienna I	-	-	-	-	-	-	-	-
Erienna II	-	-	-	-	-	-	-	-
Felix I	-	-	-	-	-	-	-	-
Felix II	-	-	-	-	-	-	-	-
Felix III	-	-	-	-	-	-	-	-
Felix IV	-	-	-	-	-	-	-	-
Garfield I	-	-	-	-	-	-	-	-
Garfield II	-	-	-	-	-	-	-	-
Goodfarm I	-	-	-	-	-	-	-	-
Goose Lake I	-	-	-	-	-	-	-	-
Goose Lake II	0	1	0	0	0	0	0	0
Greenfield I	-	-	-	-	-	-	-	-
Greenfield II	-	-	-	-	-	-	-	-
Highland I	-	-	-	-	-	-	-	-
Maine I	-	-	-	-	-	-	-	-
Mazon I	-	-	-	-	-	-	-	-
Morris I	-	-	-	-	-	-	-	-
Morris II	-	-	-	-	-	-	-	-
Morris III	-	-	-	-	-	-	-	-
Morris IV	-	-	-	-	-	-	-	-
Morris V	-	-	-	-	-	-	-	-
Morris VI	-	-	-	-	-	-	-	-
Morris VII	-	-	-	-	-	-	-	-
Nettle Creek I	-	-	-	-	-	-	-	-
Norman I	-	-	-	-	-	-	-	-
Saratoga I	-	-	-	-	-	-	-	-
Saratoga II	1	1	1	1	0	0	0 0.00%	1 100.00%
Saratoga III	-	-	-	-	-	-	-	-
Saratoga IV	-	-	-	-	-	-	-	-
Saratoga V	-	-	-	-	-	-	-	-
Vienna I	-	-	-	-	-	-	-	-
Wauponsee I	-	-	-	-	-	-	-	-
Wauponsee II	-	-	-	-	-	-	-	-
Total	1658	7	258	253	0	5	138 54.55%	115 45.45%

01 = BALLOTS CAST

VOTES PERCENT

0

VILLAGE OF COAL CITY REFERENDUM

Vote for not more than 1

02 = YES

03 = NO

VOTES PERCENT

0

0

01	02	03
0	0	0

0301 WILMINGTON PCT 002

This political subdivision has been canvassed by the election authority in which their principal office is located.

01 = BALLOTS CAST

VOTES PERCENT

1,519

VILLAGE OF CRETE REFERENDUM

Vote for not more than 1

02 = YES

03 = NO

VOTES PERCENT


773 54.59
643 45.41

	01	02	03
0006 CRETE PCT 001	1	0	1
0008 CRETE PCT 003	15	8	7
0009 CRETE PCT 004	345	185	137
0010 CRETE PCT 005	292	162	110
0011 CRETE PCT 006	188	93	77
0013 CRETE PCT 008	319	156	140
0014 CRETE PCT 009	328	159	150
0016 CRETE PCT 011	31	10	21

I, the undersigned do hereby certify that on April 10, 2012, I canvassed the returns of an election held on March 20, 2012 for VILLAGE OF CRETE and I proclaim that a total of 1,519 voters requested and received ballots and I do further certify that the following Question of Public Policy did receive the number of votes herein recorded and has **PASSED**.

Shall the Village of Crete have the authority to arrange for the supply of electricity for its residential and small commercial retail customers who have not opted out of such program?

I further certify that the above is a true and complete Abstract of Votes and was prepared in my presence on April 10, 2012.


Nancy Schultz Voets, County Clerk
The County of Will, Illinois

VOTES PERCENT

VOTES PERCENT

01 = BALLOTS CAST

0

VILLAGE OF DIAMOND REFERENDUM

Vote for not more than 1

02 = YES

0

03 = NO

0

01 02 03

0239 REED PCT 001
0301 WILMINGTON PCT 002

0 0 0
0 0 0

This political subdivision has been canvassed by the election authority in which their principal office is located.

01 = BALLOTS CAST

VOTES PERCENT

VOTES PERCENT

VILLAGE OF ELWOOD REFERENDUM

Vote for not more than 1

02 = YES

265 65.59

03 = NO

139 34.41


423

	01	02	03
0106 JACKSON PCT 001	139	82	51
0107 JACKSON PCT 002	284	183	88

I, the undersigned do hereby certify that on April 10, 2012, I canvassed the returns of an election held on March 20, 2012 for VILLAGE OF ELWOOD and I proclaim that a total of 423 voters requested and received ballots and I do further certify that the following Question of Public Policy did receive the number of votes herein recorded and has **PASSED**.

Shall the Village of Elwood have the authority to arrange for the supply of electricity for its residential and small commercial retail customers who have not opted out of such program?

I further certify that the above is a true and complete Abstract of Votes and was prepared in my presence on April 10, 2012.


Nancy Schultz Voope, County Clerk
The County of Will, Illinois

01 = BALLOTS CAST

VOTES PERCENT

3,103

VILLAGE OF FRANKFORT REFERENDUM

Vote for not more than 1

02 = YES

03 = NO

VOTES PERCENT

1,766 61.13


1,123 38.87

	01	02	03
0064 FRANKFORT PCT 008	41	24	16
0072 FRANKFORT PCT 016	112	72	32
0074 FRANKFORT PCT 018	316	187	105
0077 FRANKFORT PCT 021	325	175	131
0078 FRANKFORT PCT 022	320	185	99
0079 FRANKFORT PCT 023	300	168	110
0080 FRANKFORT PCT 024	204	101	81
0081 FRANKFORT PCT 025	339	226	106
0082 FRANKFORT PCT 026	387	225	125
0083 FRANKFORT PCT 027	242	139	93
0084 FRANKFORT PCT 028	167	77	79
0085 FRANKFORT PCT 029	335	177	141
0086 GREEN GARDEN PCT 001	15	10	5
0173 MONEE PCT 001	0	0	0

I, the undersigned do hereby certify that on April 10, 2012, I canvassed the returns of an election held on March 20, 2012 for VILLAGE OF FRANKFORT and I proclaim that a total of 3,103 voters requested and received ballots and I do further certify that the following Question of Public Policy did receive the number of votes herein recorded and has **PASSED**.

Shall the Village of Frankfort have the authority to arrange for the supply of electricity for its residential and small commercial retail customers who have not opted out of such program?

I further certify that the above is a true and complete Abstract of Votes and was prepared in my presence on April 10, 2012.


Nancy Schultz Voots, County Clerk
The County of Will, Illinois

ABSTRACT OF VOTES

GENERAL PRIMARY ELECTION
MARCH 20, 2012

OFFICIAL RESULTS

01 = BALLOTS CAST
VILLAGE OF HOMER GLEN ELECTRICITY REFERENDUM
Vote for not more than 1
02 = YES
03 = NO

VOTES PERCENT
4,893
2,612 55.97
2,055 44.03

VILLAGE OF HOMER GLEN DEER CULLING REFERENDUM
Vote for not more than 1
04 = YES
05 = NO

VOTES PERCENT
1,854 38.75
2,931 61.25

	01	02	03	04	05
0088 HOMER PCT 001	55	28	25	17	36
0089 HOMER PCT 002	440	217	213	178	252
0090 HOMER PCT 003	369	199	156	138	226
0091 HOMER PCT 004	494	248	228	191	295
0092 HOMER PCT 005	339	199	123	153	178
0093 HOMER PCT 006	306	173	125	124	180
0094 HOMER PCT 007	360	196	146	139	213
0095 HOMER PCT 008	333	183	137	155	170
0096 HOMER PCT 009	302	182	110	139	160
0097 HOMER PCT 010	168	105	42	80	68
0098 HOMER PCT 011	356	181	155	122	229
0099 HOMER PCT 012	447	245	178	133	304
0101 HOMER PCT 014	184	103	69	55	126
0103 HOMER PCT 016	263	117	133	77	180
0104 HOMER PCT 017	475	235	214	151	314
0182 NEW LENOX PCT 002	2	1	1	2	0

I, the undersigned do hereby certify that on April 10, 2012, I canvassed the returns of an election held on March 20, 2012 for VILLAGE OF HOMER GLEN and I proclaim that a total of 4,893 voters requested and received ballots and I do further certify that the following Question of Public Policy did receive the number of votes herein recorded and has **PASSED**.

Shall the Village of Homer Glen have the authority to arrange for the supply of electricity for its residential and small commercial retail customers who have not opted out of such program?

I further certify that the above is a true and complete Abstract of Votes and was prepared in my presence on April 10, 2012.

Nancy Schultz Voots
Nancy Schultz Voots, County Clerk
The County of Will, Illinois

I, the undersigned do hereby certify that on April 10, 2012, I canvassed the returns of an election held on March 20, 2012 for VILLAGE OF HOMER GLEN and I proclaim that a total of 4,893 voters requested and received ballots and I do further certify that the following Question of Public Policy did receive the number of votes herein recorded and has **FAILED**.

Shall the Will County Forest Preserve District continue its existing deer culling program within the boundaries of the Village of Homer Glen.

I further certify that the above is a true and complete Abstract of Votes and was prepared in my presence on April 10, 2012.

Nancy Schultz Voots
Nancy Schultz Voots, County Clerk
The County of Will, Illinois

01 = BALLOTS CAST

VOTES PERCENT

2

VILLAGE OF LEMONT REFERENDUM

Vote for not more than 1

02 = YES

03 = NO

VOTES PERCENT

2 100.00

0

01 02 03

2 2 0

0051 DU PAGE PCT 033

This political subdivision has been canvassed by the election authority in which their principal office is located.

ABSTRACT OF VOTES

GENERAL PRIMARY ELECTION
MARCH 20, 2012

OFFICIAL RESULTS

VOTES PERCENT

VOTES PERCENT

01 = BALLOTS CAST

1,245

VILLAGE OF MANHATTAN REFERENDUM

Vote for not more than 1

02 = YES

694 57.17

03 = NO

520 42.83


0169 MANHATTAN PCT 001
0170 MANHATTAN PCT 002
0171 MANHATTAN PCT 003
0172 MANHATTAN PCT 004

	01	02	03
0169 MANHATTAN PCT 001	317	177	134
0170 MANHATTAN PCT 002	454	251	191
0171 MANHATTAN PCT 003	107	60	41
0172 MANHATTAN PCT 004	367	206	154

I, the undersigned do hereby certify that on April 10, 2012, I canvassed the returns of an election held on March 20, 2012 for VILLAGE OF MANHATTAN and I proclaim that a total of 1,245 voters requested and received ballots and I do further certify that the following Question of Public Policy did receive the number of votes herein recorded and has **PASSED**.

Shall the Village of Manhattan have the authority to arrange for the supply of electricity for its residential and small commercial retail customers who have not opted out of such program?

I further certify that the above is a true and complete Abstract of Votes and was prepared in my presence on April 10, 2012.


Nancy Schultz Voets, County Clerk
The County of Will, Illinois

VOTES PERCENT

VOTES PERCENT

01 = BALLOTS CAST

210

VILLAGE OF MINOOKA REFERENDUM

Vote for not more than 1

02 = YES

100 48.78

03 = NO

105 51.22

01 02 03

0001 CHANNAHON PCT 001

210 100 105

This political subdivision has been canvassed by the election authority in which their principal office is located.

ABSTRACT OF VOTES

GENERAL PRIMARY ELECTION
MARCH 20, 2012

OFFICIAL RESULTS

01 = BALLOTS CAST

VOTES PERCENT

2,848

VILLAGE OF MOKENA REFERENDUM

Vote for not more than 1

02 = YES

03 = NO

VOTES PERCENT

1,524 56.24

1,186 43.76

	01	02	03
0057 FRANKFORT PCT 001	152	77	69
0058 FRANKFORT PCT 002	264	142	110
0060 FRANKFORT PCT 004	237	100	119
0061 FRANKFORT PCT 005	252	148	96
0062 FRANKFORT PCT 006	323	155	146
0063 FRANKFORT PCT 007	296	151	125
0064 FRANKFORT PCT 008	0	0	0
0067 FRANKFORT PCT 011	204	112	80
0068 FRANKFORT PCT 012	301	173	125
0069 FRANKFORT PCT 013	253	138	107
0073 FRANKFORT PCT 017	333	194	124
0187 NEW LENOX PCT 007	134	81	46
0188 NEW LENOX PCT 008	99	53	39

I, the undersigned do hereby certify that on April 10, 2012, I canvassed the returns of an election held on March 20, 2012 for VILLAGE OF MOKENA and I proclaim that a total of 2,848 voters requested and received ballots and I do further certify that the following Question of Public Policy did receive the number of votes herein recorded and has **PASSED**.

Shall the Village of Mokena have the authority to arrange for the supply of electricity for its residential and small commercial retail customers who have not opted out of such program?

I further certify that the above is a true and complete Abstract of Votes and was prepared in my presence on April 10, 2012.


Nancy Schultz, County Clerk
The County of Will, Illinois

ABSTRACT OF VOTES

GENERAL PRIMARY ELECTION
MARCH 20, 2012

OFFICIAL RESULTS

01 = BALLOTS CAST
VILLAGE OF MONEE ELECTRICITY REFERENDUM
Vote for not more than 1
02 = YES
03 = NO

VOTES PERCENT
825
376 47.78
411 52.22

VILLAGE OF MONEE ELECT CLERK REFERENDUM
Vote for not more than 1
04 = YES
05 = NO

VOTES PERCENT
714 89.14
87 10.86


0173 MONEE PCT 001
0175 MONEE PCT 003
0176 MONEE PCT 004
0180 MONEE PCT 008

	01	02	03	04	05
	0	0	0	0	0
	272	119	142	242	23
	423	214	188	366	44
	130	43	81	106	20

I, the undersigned do hereby certify that on April 10, 2012, I canvassed the returns of an election held on March 20, 2012 for VILLAGE OF MONEE and I proclaim that a total of 825 voters requested and received ballots and I do further certify that the following Question of Public Policy did receive the number of votes herein recorded and has **FAILED**.

Shall the Village of Monee have the authority to arrange for the supply of electricity for its residential and small commercial retail customers who have not opted out of such program?


I further certify that the above is a true and complete Abstract of Votes and was prepared in my presence on April 10, 2012.


Nancy Schultz Voots, County Clerk
The County of Will, Illinois

I, the undersigned do hereby certify that on April 10, 2012, I canvassed the returns of an election held on March 20, 2012 for VILLAGE OF MONEE and I proclaim that a total of 825 voters requested and received ballots and I do further certify that the following Question of Public Policy did receive the number of votes herein recorded and has **PASSED**.

Shall the Clerk in the Village of Monee be elected rather than appointed?

I further certify that the above is a true and complete Abstract of Votes and was prepared in my presence on April 10, 2012.


Nancy Schultz Voots, County Clerk
The County of Will, Illinois

VOTES PERCENT

VOTES PERCENT

01 = BALLOTS CAST

63

VILLAGE OF ORLAND PARK REFERENDUM

Vote for not more than 1

02 = YES

39 73.58

03 = NO

14 26.42

01 02 03

63 39 14

0058 FRANKFORT PCT 002

This political subdivision has been canvassed by the election authority in which their principal office is located.

ABSTRACT OF VOTES

GENERAL PRIMARY ELECTION
MARCH 20, 2012

OFFICIAL RESULTS

	VOTES	PERCENT		VOTES	PERCENT
01 = BALLOTS CAST	368		VILLAGE OF PARK FOREST 911 SURCHARGE REFERENDUM		
VILLAGE OF PARK FOREST ELECTRICITY REFERENDUM			Vote for not more than 1		
Vote for not more than 1			04 = YES	93	26.57
02 = YES	186	53.14	05 = NO	257	73.43
03 = NO	164	46.86			

	01	02	03	04	05

0006 CRETE PCT 001	84	42	38	16	63
0173 MONEE PCT 001	169	71	89	42	118
0174 MONEE PCT 002	115	73	37	35	76

This political subdivision has been canvassed by the election authority in which their principal office is located.

01 = BALLOTS CAST

VOTES PERCENT

738

VILLAGE OF PEOTONE REFERENDUM

Vote for not more than 1

02 = YES

03 = NO

VOTES PERCENT

382 54.65

317 45.35


0201 PEOTONE PCT 001
0202 PEOTONE PCT 002
0299 WILL PCT 001

	01	02	03
0201 PEOTONE PCT 001	318	154	146
0202 PEOTONE PCT 002	326	181	129
0299 WILL PCT 001	94	47	42

I, the undersigned do hereby certify that on April 10, 2012, I canvassed the returns of an election held on March 20, 2012 for VILLAGE OF PEOTONE and I proclaim that a total of 738 voters requested and received ballots and I do further certify that the following Question of Public Policy did receive the number of votes herein recorded and has **PASSED**.

Shall the Village of Peotone have the authority to arrange for the supply of electricity for its residential and small commercial retail customers who have not opted out of such program?

I further certify that the above is a true and complete Abstract of Votes and was prepared in my presence on April 10, 2012.


Nancy Schultz Voots, County Clerk
The County of Will, Illinois

WILL

ABSTRACT OF VOTES

GENERAL PRIMARY ELECTION
MARCH 20, 2012

OFFICIAL RESULTS

VOTES PERCENT

VOTES PERCENT

01 = BALLOTS CAST

3,546

VILLAGE OF PLAINFIELD REFERENDUM

Vote for not more than 1

02 = YES

03 = NO

1,810 53.38

1,581 46.62

	01	02	03
0203 PLAINFIELD PCT 001	195	100	88
0204 PLAINFIELD PCT 002	165	86	74
0205 PLAINFIELD PCT 003	141	66	70
0210 PLAINFIELD PCT 008	236	100	126
0211 PLAINFIELD PCT 009	250	133	106
0212 PLAINFIELD PCT 010	265	137	112
0215 PLAINFIELD PCT 013	103	48	49
0216 PLAINFIELD PCT 014	237	113	114
0217 PLAINFIELD PCT 015	170	80	82
0218 PLAINFIELD PCT 016	113	65	47
0224 PLAINFIELD PCT 022	60	34	25
0269 WHEATLAND PCT 001	173	89	79
0284 WHEATLAND PCT 016	58	28	26
0291 WHEATLAND PCT 023	182	90	74
0293 WHEATLAND PCT 025	248	135	104
0294 WHEATLAND PCT 026	235	145	77
0295 WHEATLAND PCT 027	1	1	0
0296 WHEATLAND PCT 028	193	100	83
0297 WHEATLAND PCT 029	280	156	114
0298 WHEATLAND PCT 030	241	104	131

I, the undersigned do hereby certify that on April 10, 2012, I canvassed the returns of an election held on March 20, 2012 for VILLAGE OF PLAINFIELD and I proclaim that a total of 3,667 voters requested and received ballots and I do further certify that the following Question of Public Policy did receive the number of votes herein recorded and has **PASSED**.

Shall the Village of Plainfield have the authority to arrange for the supply of electricity for its residential and small commercial retail customers who have not opted out of such program?

I further certify that the above is a true and complete Abstract of Votes and was prepared in my presence on April 10, 2012.

Nancy Schultz Voots
 Nancy Schultz Voots, County Clerk
 The County of Will, Illinois

KENDALL

JURISDICTIONAL CANVASS

CERTIFY TO OVERLAPS

RUN DATE:04/03/12 11:32 AM

GENERAL PRIMARY ELECTION
MARCH 20, 2012

REPORT-EL86 PAGE 010

WITH 3 OF 3 PRECINCTS REPORTING

VOTES PERCENT

VOTES PERCENT

01 = BALLOTS CAST

121

VILLAGE OF PLAINFIELD QUESTION

VOTE FOR 1

02 = YES

53 44.54

03 = NO

66 55.46

04 = OVER VOTES

0

05 = UNDER VOTES

2

	01	02	03	04	05
0336 OSWEGO 36	109	51	56	0	2
0601 NA AU SAY 1	11	1	10	0	0
0602 NA AU SAY 2	1	1	0	0	0

0336 OSWEGO 36
0601 NA AU SAY 1
0602 NA AU SAY 2

GENERAL PRIMARY ELECTION
MARCH 20, 2012

ABSTRACT OF VOTES

VOTES PERCENT

01 = BALLOTS CAST

VOTES PERCENT

160

VILLAGE OF ROCKDALE REFERENDUM

Vote for not more than 1

02 = YES

03 = NO

79 51.63

74 48.37

01	02	03
160	79	74

01 02 03


160 79 74

0140 JOLIET PCT 033

I, the undersigned do hereby certify that on April 10, 2012, I canvassed the returns of an election held on March 20, 2012 for VILLAGE OF ROCKDALE and I proclaim that a total of 160 voters requested and received ballots and I do further certify that the following Question of Public Policy did receive the number of votes herein recorded and has **PASSED**.

Shall the Village of Rockdale have the authority to arrange for the supply of electricity for its residential and small commercial retail customers who have not opted out of such program?

I further certify that the above is a true and complete Abstract of Votes and was prepared in my presence on April 10, 2012.



Nancy Schultz Voets, County Clerk
The County of Will, Illinois

ABSTRACT OF VOTES

GENERAL PRIMARY ELECTION
MARCH 20, 2012

OFFICIAL RESULTS

01 = BALLOTS CAST

VOTES PERCENT
2,644

VILLAGE OF ROMEOVILLE REFERENDUM
Vote for not more than 1
02 = YES
03 = NO

VOTES PERCENT
1,570 62.40
946 37.60

	01	02	03
0050 DU PAGE PCT 032	219	142	72
0051 DU PAGE PCT 033	137	74	58
0053 DU PAGE PCT 035	49	30	14
0054 DU PAGE PCT 036	244	159	76
0055 DU PAGE PCT 037	213	121	85
0146 LOCKPORT PCT 002	187	114	70
0147 LOCKPORT PCT 003	180	91	88
0148 LOCKPORT PCT 004	111	49	58
0150 LOCKPORT PCT 006	39	20	17
0151 LOCKPORT PCT 007	166	105	56
0152 LOCKPORT PCT 008	124	68	44
0153 LOCKPORT PCT 009	568	372	153
0208 PLAINFIELD PCT 006	110	64	38
0209 PLAINFIELD PCT 007	134	73	49
0213 PLAINFIELD PCT 011	51	27	22
0214 PLAINFIELD PCT 012	112	61	46

I, the undersigned do hereby certify that on April 10, 2012, I canvassed the returns of an election held on March 20, 2012 for VILLAGE OF ROMEOVILLE and I proclaim that a total of 2,644 voters requested and received ballots and I do further certify that the following Question of Public Policy did receive the number of votes herein recorded and has **PASSED**.

Shall the Village of Romeoville have the authority to arrange for the supply of electricity for its residential and small commercial retail customers who have not opted out of such program?

I further certify that the above is a true and complete Abstract of Votes and was prepared in my presence on April 10, 2012.

Nancy Schultz Voth
Nancy Schultz Voth, County Clerk
The County of Will, Illinois

01 = BALLOTS CAST

VOTES PERCENT

VOTES PERCENT

VILLAGE OF SHOREWOOD REFERENDUM

2,366

Vote for not more than 1

02 = YES

03 = NO

1,522 66.87

754 33.13

	01	02	03
0248 TROY PCT 007	223	156	54
0249 TROY PCT 008	14	8	6
0251 TROY PCT 010	346	199	138
0252 TROY PCT 011	0	0	0
0254 TROY PCT 013	391	280	93
0255 TROY PCT 014	295	193	87
0256 TROY PCT 015	349	206	129
0258 TROY PCT 017	343	219	112
0261 TROY PCT 020	303	199	98
0262 TROY PCT 021	102	62	37

I, the undersigned do hereby certify that on April 10, 2012, I canvassed the returns of an election held on March 20, 2012 for VILLAGE OF SHOREWOOD and I proclaim that a total of 2,366 voters requested and received ballots and I do further certify that the following Question of Public Policy did receive the number of votes herein recorded and has **PASSED**.

Shall the Village of Shorewood have the authority to arrange for the supply of electricity for its residential and small commercial retail customers who have not opted out of such program?

I further certify that the above is a true and complete Abstract of Votes and was prepared in my presence on April 10, 2012.

Nancy Schultz Voots
Nancy Schultz Voots, County Clerk
The County of Will, Illinois

01 = BALLOTS CAST

VOTES PERCENT

862

VILLAGE OF TINLEY PARK REFERENDUM

Vote for not more than 1

02 = YES

03 = NO

VOTES PERCENT

521 64.24

290 35.76

	01	02	03
0059 FRANKFORT PCT 003	292	168	107
0064 FRANKFORT PCT 008	47	32	13
0065 FRANKFORT PCT 009	274	157	103
0066 FRANKFORT PCT 010	249	164	67
0070 FRANKFORT PCT 014	0	0	0

This political subdivision has been canvassed by the election authority in which their principal office is located.

01 = BALLOTS CAST

VOTES PERCENT

14

VILLAGE OF WOODRIDGE REFERENDUM

Vote for not more than 1

02 = YES

03 = NO

VOTES PERCENT

9 64.29

5 35.71

0023 DU PAGE PCT 005
0051 DU PAGE PCT 033

01	02	03
12	9	3
2	0	2

This political subdivision has been canvassed by the election authority in which their principal office is located.

01 = BALLOTS CAST

VOTES PERCENT

247

WILTON TOWNSHIP REFERENDUM

Vote for not more than 1

02 = YES

03 = NO

VOTES PERCENT

133 54.73

110 45.27

01 02 03

247 133 110


0303 WILTON PCT 001

I, the undersigned do hereby certify that on April 10, 2012, I canvassed the returns of an election held on March 20, 2012 for WILTON TOWNSHIP and I proclaim that a total of 247 voters requested and received ballots and I do further certify that the following Question of Public Policy did receive the number of votes herein recorded and has **PASSED**.

Shall the maximum allowable tax rate for the community building maintenance purposes of Wilton Township be increased to not more than 0.10% of the value of all taxable property of the township as equalized or assessed by the Department of Revenue?

- (1) The approximate amount of taxes extendable at the most recently extended limiting rate is \$9,808.82, and the approximate amount of taxes extendable if the proposition is approved is \$28,105.51
- (2) For the 2012 tax levy year the approximate amount of the additional tax extendable against property continuing a single family residence and having a fair market value of \$100,000 is estimated to be \$21.70.

I further certify that the above is a true and complete Abstract of Votes and was prepared in my presence on April 10, 2012.


Nancy Schultz Voots, County Clerk
The County of Will, Illinois

01 = BALLOTS CAST

VOTES PERCENT

2,560

MANHATTAN-ELWOOD PUBLIC LIBRARY DISTRICT REFERENDUM

Vote for not more than 1

02 = YES

03 = NO

VOTES PERCENT

1,095 43.44

1,426 56.56

	01	02	03
0106 JACKSON PCT 001	375	138	227
0107 JACKSON PCT 002	431	168	254
0169 MANHATTAN PCT 001	426	221	198
0170 MANHATTAN PCT 002	477	205	264
0171 MANHATTAN PCT 003	484	178	303
0172 MANHATTAN PCT 004	367	185	180

I, the undersigned do hereby certify that on April 10, 2012, I canvassed the returns of an election held on March 20, 2012 for MANHATTAN-ELWOOD PUBLIC LIBRARY DISTRICT and I proclaim that a total of 2,560 voters requested and received ballots and I do further certify that the following Question of Public Policy did receive the number of votes herein recorded and has **FAILED**.

Shall the bonds of the Manhattan-Elwood Public Library District, Will County, Illinois, in the amount of \$3,500,000 be issued for the purpose of purchasing a portion of a building to be used as a library, repairing, remodeling and improving said building, furnishing necessary equipment therefor and acquiring library materials (such as books, periodicals, films and recordings) and electronic data storage and retrieval facilities in connection therewith?

I further certify that the above is a true and complete Abstract of Votes and was prepared in my presence on April 10, 2012.

Nancy Schultz Voots
Nancy Schultz Voots, County Clerk
The County of Will, Illinois

01 = BALLOTS CAST

VOTES PERCENT

VOTES PERCENT

580

TAFT SCHOOL DISTRICT 90 REFERENDUM

Vote for not more than 1

02 = YES

336 58.33

03 = NO

240 41.67


	01	02	03
0160 LOCKPORT PCT 016	251	141	108
0162 LOCKPORT PCT 018	329	195	132

I, the undersigned do hereby certify that on April 10, 2012, I canvassed the returns of an election held on March 20, 2012 for TAFT SCHOOL DISTRICT NO. 90 and I proclaim that a total of 580 voters requested and received ballots and I do further certify that the following Question of Public Policy did receive the number of votes herein recorded and has **PASSED**.

Shall the Board of Education of Taft School District Number 90, Will County, Illinois, improve the site of and alter, repair and equip the Taft Grade School Building and issue bonds of said School District to the amount of \$3,200,000 for the purpose of paying the costs thereof?

Taft School District Number 90, Will County, Illinois, expects to receive a school construction grant from the State of Illinois in the amount of \$4,722,550 pursuant to the School Construction Law for the school construction project to be financed in part with proceeds of the bonds, based on (i) a grant entitlement from the State Board of Education and (ii) current recognized project costs determined by the Capital Development Board.

I further certify that the above is a true and complete Abstract of Votes and was prepared in my presence on April 10, 2012.


Nancy Schultz Voets, County Clerk
The County of Will, Illinois