



Nancy Schultz Voots

W I L L C O U N T Y C L E R K

DEMOCRATIC CANVASS

WILL COUNTY GENERAL PRIMARY ELECTION MARCH 20, 2012 JOLIET, ILLINOIS

**ELECTION SUMMARY
(INCLUDING CITY OF AURORA RESULTS)
PRECINCT COMMITTEEMEN
WRITE-IN VOTE LISTING
MISCELLANEOUS REFERENDA**



Nancy Schultz Voots

W I L L C O U N T Y C L E R K

Will County Clerk's Office • 302 N. Chicago Street • Joliet, Illinois 60432

815 • 740 • 4615 • Fax: 815 • 740 • 4699

Website: www.thewillcountyclerk.com • E-mail: coclrk@willcountyillinois.com

CERTIFICATE OF CANVASS RESULTS

State of Illinois }
County of Will } SS

I, Nancy Schultz Voots, do hereby certify that on April 10, 2012, I canvassed the returns of the General Primary Election held on March 20, 2012 for the County of Will and the foregoing true and complete Abstract of Votes was prepared in my presence in the office of the County Clerk in Will County, this 10th day of April, 2012.

Nancy Schultz Voots, County Clerk
The County of Will, Illinois



Nancy Schultz Voots

W I L L C O U N T Y C L E R K



Democratic Party

ELECTION SUMMARY

(INCLUDING CITY OF AURORA RESULTS)

GENERAL PRIMARY ELECTION
 MARCH 20, 2012
 STATISTICS

	TOTAL VOTES	%	ELECTION DAY	CENTRAL COUNT	PROV/GRACE	CITY OF AURORA		TOTAL COMBINED WITH CITY OF AURORA
PRECINCTS COUNTED (OF 303)	303	100.00						
REGISTERED VOTERS - TOTAL	371,928							
BALLOTS CAST - TOTAL	78,033		69,804	7,023	1,206	844		78,877
BALLOTS CAST - REPUBLICAN	53,119	68.07	47,970	4,370	779	470		53,589
BALLOTS CAST - FEDERAL REPUBLICAN	138	.18	132	6	0			
BALLOTS CAST - DEMOCRATIC	22,576	28.93	19,720	2,455	401	362		22,938
BALLOTS CAST - FEDERAL DEMOCRATIC	84	.11	78	3	3			
BALLOTS CAST - NONPARTISAN	2,116	2.71	1,904	189	23	12		2,128
BALLOTS CAST - BLANK	25	.03	16	4	5			
VOTER TURNOUT - TOTAL		20.98						
VOTER TURNOUT - BLANK		.01						

	TOTAL VOTES	%	ELECTION DAY	CENTRAL COUNT	PROV/GRACE	CITY OF AURORA	TOTAL COMBINED WITH CITY OF AURORA
PRESIDENT OF THE UNITED STATES - TOTAL							
Vote for not more than 1 (WITH 303 OF 303 COUNTED)							
Barack Obama	20,267	97.39	17,701	2,215	351	345	20,612
WRITE-IN.	543	2.61	487	48	8	4	547
PRESIDENT OF THE UNITED STATES 1ST CONGRESSIONAL DISTRICT							
Vote for not more than 1 (WITH 48 OF 48 COUNTED)							
Barack Obama	2,655	97.29	2,288	321	46		
WRITE-IN.	74	2.71	67	7	0		
PRESIDENT OF THE UNITED STATES 2ND CONGRESSIONAL DISTRICT							
Vote for not more than 1 (WITH 27 OF 27 COUNTED)							
Barack Obama	3,664	95.77	3,244	351	69		
WRITE-IN.	162	4.23	151	6	5		
PRESIDENT OF THE UNITED STATES 3RD CONGRESSIONAL DISTRICT							
Vote for not more than 1 (WITH 43 OF 43 COUNTED)							
Barack Obama	2,404	96.94	2,131	245	28		
WRITE-IN.	76	3.06	72	4	0		
PRESIDENT OF THE UNITED STATES 11TH CONGRESSIONAL DISTRICT							
Vote for not more than 1 (WITH 148 OF 148 COUNTED)							
Barack Obama	9,464	98.10	8,256	1,013	195		
WRITE-IN.	183	1.90	155	25	3		
PRESIDENT OF THE UNITED STATES 14TH CONGRESSIONAL DISTRICT							
Vote for not more than 1 (WITH 41 OF 41 COUNTED)							
Barack Obama	1,393	98.58	1,188	195	10	345	1,738
WRITE-IN.	20	1.42	18	2	0	4	24
PRESIDENT OF THE UNITED STATES 16TH CONGRESSIONAL DISTRICT							
Vote for not more than 1 (WITH 14 OF 14 COUNTED)							
Barack Obama	687	96.08	594	90	3		
WRITE-IN.	28	3.92	24	4	0		

GENERAL PRIMARY ELECTION
MARCH 20, 2012
DEMOCRATIC

ABSTRACT OF VOTES

OFFICIAL RESULTS

REPORT-EL45A

PAGE 003

	TOTAL VOTES	%	ELECTION DAY CENTRAL COUNT	PROV/GRACE	CITY OF AURORA	TOTAL COMBINED WITH CITY OF AURORA
REPRESENTATIVE IN CONGRESS 1ST CONGRESSIONAL DISTRICT						
Vote for not more than 1 (WITH 48 OF 48 COUNTED)						
Bobby L. Rush	1,055	40.62	909	118	28	
Clifford M. Russell, Jr.	196	7.55	172	23	1	
Jordan Sims.	210	8.09	184	22	4	
Fred Smith	350	13.48	305	43	2	
Raymond M. Lodato.	511	19.68	437	65	9	
Harold L. Bailey	275	10.59	247	28	0	
REPRESENTATIVE IN CONGRESS 2ND CONGRESSIONAL DISTRICT						
Vote for not more than 1 (WITH 27 OF 27 COUNTED)						
Jesse L. Jackson, Jr.	1,736	38.64	1,539	170	27	
Deborah "Debbie" Halvorson.	2,757	61.36	2,461	225	71	
REPRESENTATIVE IN CONGRESS 3RD CONGRESSIONAL DISTRICT						
Vote for not more than 1 (WITH 43 OF 43 COUNTED)						
Daniel William Lipinski.	2,127	84.04	1,880	226	21	
Farah Baqai.	404	15.96	359	38	7	
REPRESENTATIVE IN CONGRESS 11TH CONGRESSIONAL DISTRICT						
Vote for not more than 1 (WITH 148 OF 148 COUNTED)						
Bill Foster.	4,976	51.72	4,288	599	89	
Jim Hickey	2,029	21.09	1,755	235	39	
Juan Thomas.	2,616	27.19	2,349	197	70	
REPRESENTATIVE IN CONGRESS 14TH CONGRESSIONAL DISTRICT						
Vote for not more than 1 (WITH 41 OF 41 COUNTED)						
Dennis Anderson	988	76.12	844	135	9	234
Jonathan Farnick	310	23.88	260	49	1	70
REPRESENTATIVE IN CONGRESS 16TH CONGRESSIONAL DISTRICT						
Vote for not more than 1 (WITH 14 OF 14 COUNTED)						
No Candidate Filed	0		0	0	0	

	TOTAL VOTES	%	ELECTION DAY	CENTRAL COUNT	PROV/GRACE	CITY OF AURORA	TOTAL COMBINED WITH CITY OF AURORA
DELEGATE - NATIONAL NOMINATING CONV							
1ST CONGRESSIONAL DISTRICT							
Vote for not more than 11							
(WITH 48 OF 48 COUNTED)							
Jim Montgomery	1,776	9.29	1,508	236	32		
Rodney Howard	1,646	8.61	1,401	217	28		
Marchae Miller	1,628	8.51	1,381	218	29		
Ashley Chrisman	1,766	9.24	1,498	235	33		
Nicole Betourney	1,692	8.85	1,436	227	29		
Karletta Kelly	1,672	8.74	1,421	220	31		
Larry Walsh	2,164	11.32	1,880	252	32		
James Robert Couch	1,601	8.37	1,363	211	27		
Jacqueline Collins	1,739	9.09	1,478	234	27		
Kwame Raoul	1,602	8.38	1,363	211	28		
Lisa Thompson Bennett	1,835	9.60	1,568	240	27		

DELEGATE - NATIONAL NOMINATING CONV							
2ND CONGRESSIONAL DISTRICT							
Vote for not more than 10							
(WITH 27 OF 27 COUNTED)							
Jamie Manning	2,506	9.69	2,210	254	42		
Lorrie Jones	2,551	9.86	2,240	264	47		
David Gonzalez	2,405	9.30	2,101	255	49		
Mike Jordan	2,459	9.51	2,143	267	49		
Leslie Hairston	2,494	9.64	2,185	262	47		
William Davis	2,320	8.97	2,023	250	47		
Abraham Carreon	1,950	7.54	1,705	215	30		
Robin Kelly	2,706	10.46	2,358	291	57		
Carrie Austin	2,466	9.53	2,147	272	47		
Michael Eaddy	1,932	7.47	1,688	205	39		
Sandi Jackson	2,080	8.04	1,847	190	43		

DELEGATE - NATIONAL NOMINATING CONV							
3RD CONGRESSIONAL DISTRICT							
Vote for not more than 7							
(WITH 43 OF 43 COUNTED)							
Hanah Jubeh	1,631	13.57	1,430	189	12		
Juan Salgado	1,579	13.14	1,386	181	12		
Jorge Ramirez	1,626	13.53	1,431	182	13		
Maria Pesqueira	1,640	13.65	1,424	205	11		
Shirley Madigan	1,933	16.09	1,687	226	20		
George Brousalis	1,601	13.32	1,388	198	15		
John Daley	2,006	16.69	1,758	228	20		

DELEGATE - NATIONAL NOMINATING CONV							
11TH CONGRESSIONAL DISTRICT							
Vote for not more than 6							
(WITH 148 OF 148 COUNTED)							
John Atkinson	6,720	16.84	5,817	765	138		
Arthur "AJ" Wilhelmi	7,541	18.90	6,567	823	151		
Lorraine Guerrero	6,906	17.30	5,984	783	139		
Aesook Byon	5,893	14.77	5,091	684	118		
Tom Weisner	6,275	15.72	5,420	731	124		
Linda Chapa Lavia	6,573	16.47	5,686	755	132		

	TOTAL VOTES	%	ELECTION DAY	CENTRAL COUNT	PROV/GRACE	CITY OF AURORA	TOTAL COMBINED WITH CITY OF AURORA
DELEGATE - NATIONAL NOMINATING CONV							
14TH CONGRESSIONAL DISTRICT							
Vote for not more than 5							
(WITH 41 OF 41 COUNTED)							
Mark Pietrowski	1,082	20.06	915	160	7	262	1,344
Mary Plata	1,117	20.71	946	163	8	275	1,392
Kasthuri Henry.	1,017	18.86	860	150	7	240	1,257
Mark Guethle	1,025	19.01	863	156	6	240	1,265
Michael O'Connell.	1,152	21.36	979	163	10	260	1,412
DELEGATE - NATIONAL NOMINATING CONV							
16TH CONGRESSIONAL DISTRICT							
Vote for not more than 5							
(WITH 14 OF 14 COUNTED)							
Sunil Puri	480	18.60	416	63	1		
Angela McDonald	559	21.66	487	71	1		
John Daniel.	533	20.65	463	68	2		
Mary Tuite	515	19.95	452	62	1		
Travis Turner	494	19.14	431	62	1		
STATE SENATOR 15TH LEGISLATIVE DISTRICT							
Vote for not more than 1							
(WITH 13 OF 13 COUNTED)							
Patricia "Pat" Mahon.	441	28.16	391	35	15		
Donna Miller	606	38.70	557	35	14		
Napoleon Harris	514	32.82	457	41	16		
WRITE-IN.	5	.32	4	0	1		
STATE SENATOR 17TH LEGISLATIVE DISTRICT							
Vote for not more than 1							
(WITH 8 OF 8 COUNTED)							
Donne E. Trotter	743	100.00	663	65	15		
STATE SENATOR 19TH LEGISLATIVE DISTRICT							
Vote for not more than 1							
(WITH 47 OF 47 COUNTED)							
Michael E. Hastings	1,680	73.43	1,480	184	16		
Gregory J. Hannon.	608	26.57	506	98	4		
STATE SENATOR 21ST LEGISLATIVE DISTRICT							
Vote for not more than 1							
(WITH 18 OF 18 COUNTED)							
No Candidate Filed	0		0	0	0		
STATE SENATOR 38TH LEGISLATIVE DISTRICT							
Vote for not more than 1							
(WITH 12 OF 12 COUNTED)							
Kevin E. Kunkel	105	20.11	87	17	1		
Christine Benson	326	62.45	290	35	1		
Tom Ganiere.	91	17.43	78	12	1		

GENERAL PRIMARY ELECTION
MARCH 20, 2012
DEMOCRATIC

ABSTRACT OF VOTES

OFFICIAL RESULTS

REPORT-EL45A PAGE 006

	TOTAL VOTES	%	ELECTION DAY	CENTRAL COUNT	PROV/GRACE	CITY OF AURORA	TOTAL COMBINED WITH CITY OF AURORA
STATE SENATOR 40TH LEGISLATIVE DISTRICT							
Vote for not more than 1 (WITH 30 OF 30 COUNTED)							
Toi W. Hutchinson	2,183	100.00	1,902	240	41		
STATE SENATOR 41ST LEGISLATIVE DISTRICT							
Vote for not more than 1 (WITH 16 OF 16 COUNTED)							
No Candidate Filed	0		0	0	0		
STATE SENATOR 42ND LEGISLATIVE DISTRICT							
Vote for not more than 1 (WITH 6 OF 6 COUNTED)							
Linda Holmes	220	100.00	189	29	2	318	538
STATE SENATOR 43RD LEGISLATIVE DISTRICT							
Vote for not more than 1 (WITH 84 OF 84 COUNTED)							
Arthur "AJ" Wilhelmi	5,701	100.00	4,906	672	123		
STATE SENATOR 49TH LEGISLATIVE DISTRICT							
Vote for not more than 1 (WITH 91 OF 91 COUNTED)							
Jennifer Bertino-Tarrant	4,429	100.00	3,875	479	75	0	4,429
REPRESENTATIVE IN THE GENERAL ASSEMBLY 29TH REPRESENTATIVE DISTRICT							
Vote for not more than 1 (WITH 13 OF 13 COUNTED)							
Thaddeus Jones	1,277	100.00	1,150	91	36		
REPRESENTATIVE IN THE GENERAL ASSEMBLY 34TH REPRESENTATIVE DISTRICT							
Vote for not more than 1 (WITH 8 OF 8 COUNTED)							
Elgie R. Sims, Jr.	241	27.26	221	13	7		
Richard A. Wooten	99	11.20	84	13	2		
Kyle Kasperek	375	42.42	339	25	11		
Paul Steven Gregoire	34	3.85	30	4	0		
Sandra J. Wortham	135	15.27	113	19	3		
REPRESENTATIVE IN THE GENERAL ASSEMBLY 37TH REPRESENTATIVE DISTRICT							
Vote for not more than 1 (WITH 43 OF 43 COUNTED)							
No Candidate Filed	0		0	0	0		

	TOTAL VOTES	%	ELECTION DAY	CENTRAL COUNT	PROV/GRACE	CITY OF AURORA	TOTAL COMBINED WITH CITY OF AURORA
REPRESENTATIVE IN THE GENERAL ASSEMBLY							
38TH REPRESENTATIVE DISTRICT							
Vote for not more than 1							
(WITH 6 OF 6 COUNTED)							
Al Riley	209	74.91	179	29	1		
Clifton Graham, Jr.	70	25.09	62	6	2		
REPRESENTATIVE IN THE GENERAL ASSEMBLY							
41ST REPRESENTATIVE DISTRICT							
Vote for not more than 1							
(WITH 18 OF 18 COUNTED)							
No Candidate Filed	0		0	0	0		
REPRESENTATIVE IN THE GENERAL ASSEMBLY							
75TH REPRESENTATIVE DISTRICT							
Vote for not more than 1							
(WITH 12 OF 12 COUNTED)							
Jeremy J. Ly	487	100.00	428	57	2		
REPRESENTATIVE IN THE GENERAL ASSEMBLY							
79TH REPRESENTATIVE DISTRICT							
Vote for not more than 1							
(WITH 5 OF 5 COUNTED)							
Katherine "Kate" Cloonen	203	100.00	185	17	1		
REPRESENTATIVE IN THE GENERAL ASSEMBLY							
80TH REPRESENTATIVE DISTRICT							
Vote for not more than 1							
(WITH 27 OF 27 COUNTED)							
Anthony DeLuca	1,915	100.00	1,652	223	40		
REPRESENTATIVE IN THE GENERAL ASSEMBLY							
81ST REPRESENTATIVE DISTRICT							
Vote for not more than 1							
(WITH 3 OF 3 COUNTED)							
No Candidate Filed	0		0	0	0		
REPRESENTATIVE IN THE GENERAL ASSEMBLY							
82ND REPRESENTATIVE DISTRICT							
Vote for not more than 1							
(WITH 13 OF 13 COUNTED)							
No Candidate Filed	0		0	0	0		

ABSTRACT OF VOTES

GENERAL PRIMARY ELECTION
MARCH 20, 2012
DEMOCRATIC

OFFICIAL RESULTS

REPORT-EL45A

PAGE 008

	TOTAL VOTES	%	ELECTION DAY	CENTRAL COUNT	PROV/GRACE	CITY OF AURORA	TOTAL COMBINED WITH CITY OF AURORA
REPRESENTATIVE IN THE GENERAL ASSEMBLY							
84TH REPRESENTATIVE DISTRICT							
Vote for not more than 1							
(WITH 6 OF 6 COUNTED)							
Alex Arroyo	49	20.42	42	7	0	88	137
Stephanie A. Kifowit	137	57.08	116	20	1	169	306
Carole Cheney	54	22.50	49	4	1	98	152
WRITE-IN	0		0	0	0	0	0
REPRESENTATIVE IN THE GENERAL ASSEMBLY							
85TH REPRESENTATIVE DISTRICT							
Vote for not more than 1							
(WITH 37 OF 37 COUNTED)							
Emily McAsey	2,442	100.00	2,154	222	66		
REPRESENTATIVE IN THE GENERAL ASSEMBLY							
86TH REPRESENTATIVE DISTRICT							
Vote for not more than 1							
(WITH 49 OF 49 COUNTED)							
Jack McGuire	3,996	100.00	3,396	535	65		
REPRESENTATIVE IN THE GENERAL ASSEMBLY							
97TH REPRESENTATIVE DISTRICT							
Vote for not more than 1							
(WITH 44 OF 44 COUNTED)							
No Candidate Filed	0		0	0	0		
REPRESENTATIVE IN THE GENERAL ASSEMBLY							
98TH REPRESENTATIVE DISTRICT							
Vote for not more than 1							
(WITH 55 OF 55 COUNTED)							
Natalie A. Manley	3,094	100.00	2,751	277	66		
CIRCUIT CLERK							
Vote for not more than 1							
(WITH 303 OF 303 COUNTED)							
Pamela J. "Pam" McGuire	19,931	100.00	17,400	2,188	343	312	20,243
RECORDER OF DEEDS							
Vote for not more than 1							
(WITH 303 OF 303 COUNTED)							
Karen A. Stukel	19,398	100.00	16,924	2,145	329	310	19,708
STATE'S ATTORNEY							
Vote for not more than 1							
(WITH 303 OF 303 COUNTED)							
James W. Glasgow	19,336	100.00	16,875	2,125	336	305	19,641

GENERAL PRIMARY ELECTION
MARCH 20, 2012
DEMOCRATIC

ABSTRACT OF VOTES

OFFICIAL RESULTS

REPORT-EL45A

PAGE 009

	TOTAL VOTES	%	ELECTION DAY	CENTRAL	COUNT	PROV/GRACE	CITY OF AURORA	TOTAL COMBINED WITH CITY OF AURORA
COUNTY AUDITOR								
Vote for not more than 1 (WITH 303 OF 303 COUNTED)								
Duffy Blackburn	18,892	100.00	16,479	2,091	322	299	19,191	
CORONER								
Vote for not more than 1 (WITH 303 OF 303 COUNTED)								
Patrick K. O'Neil.	19,602	100.00	17,109	2,163	330	307	19,909	
CHIEF EXECUTIVE OFFICER								
Vote for not more than 1 (WITH 303 OF 303 COUNTED)								
Lawrence M. "Larry" Walsh	14,068	68.27	12,289	1,557	222	182	14,250	
Leonard Thompson, Jr.	6,539	31.73	5,706	700	133	128	6,667	
REGIONAL SUPERINTENDENT OF SCHOOLS (IROQUOIS & KANKAKEE COUNTIES)								
Vote for not more than 1 (WITH 1 OF 1 COUNTED)								
No Candidate Filed	0		0	0	0			
COUNTY BOARD MEMBER DISTRICT ONE								
Vote for not more than 2 (WITH 26 OF 26 COUNTED)								
Robert E. Howard	2,459	43.58	2,148	258	53			
Willie E. Box, Jr.	1,447	25.65	1,272	149	26			
David M. Fazzini	1,736	30.77	1,543	157	36			
COUNTY BOARD MEMBER DISTRICT TWO								
Vote for not more than 2 (WITH 25 OF 25 COUNTED)								
Victor O. Jonathan	1,351	100.00	1,173	144	34			
No Candidate Filed	0		0	0	0			
COUNTY BOARD MEMBER DISTRICT THREE								
Vote for not more than 2 (WITH 21 OF 21 COUNTED)								
Elizabeth J. "Beth" Rice	1,110	100.00	1,033	48	29			
No Candidate Filed	0		0	0	0			
COUNTY BOARD MEMBER DISTRICT FOUR								
Vote for not more than 2 (WITH 21 OF 21 COUNTED)								
Jacqueline L. Traynere	1,062	41.16	941	81	40			
Shirley M. Valevicius	658	25.50	574	66	18			
Kenneth Harris.	860	33.33	772	60	28			

GENERAL PRIMARY ELECTION
MARCH 20, 2012
DEMOCRATIC

ABSTRACT OF VOTES

OFFICIAL RESULTS

REPORT-EL45A

PAGE 010

	TOTAL VOTES	%	ELECTION DAY	CENTRAL	COUNT	PROV/GRACE	CITY OF AURORA	TOTAL COMBINED WITH CITY OF AURORA
COUNTY BOARD MEMBER DISTRICT FIVE								
Vote for not more than 2								
(WITH 16 OF 16 COUNTED)								
Mike Costello	515	100.00	421	91	3	293	808	
No Candidate Filed	0		0	0	0			
COUNTY BOARD MEMBER DISTRICT SIX								
Vote for not more than 2								
(WITH 28 OF 28 COUNTED)								
Sharon May	942	31.15	804	129	9			
Tim Vanderhyden	1,014	33.53	885	119	10			
Mike O'Connell	1,068	35.32	929	124	15			
COUNTY BOARD MEMBER DISTRICT SEVEN								
Vote for not more than 2								
(WITH 24 OF 24 COUNTED)								
No Candidate Filed	0		0	0	0			
COUNTY BOARD MEMBER DISTRICT EIGHT								
Vote for not more than 2								
(WITH 22 OF 22 COUNTED)								
Denise E. Winfrey	1,519	42.45	1,273	213	33			
Herbert Brooks, Jr.	1,318	36.84	1,148	147	23			
Frank D. Stewart	425	11.88	353	66	6			
Verne Miller	316	8.83	245	65	6			
COUNTY BOARD MEMBER DISTRICT NINE								
Vote for not more than 2								
(WITH 25 OF 25 COUNTED)								
Walter G. Adamic	1,550	52.00	1,355	175	20			
Diane H. Seiler-Zigrossi	1,431	48.00	1,257	154	20			
COUNTY BOARD MEMBER DISTRICT TEN								
Vote for not more than 2								
(WITH 22 OF 22 COUNTED)								
Joseph M. Babich	1,132	49.80	948	166	18			
Stephen M. Wilhelmi	1,141	50.20	963	156	22			
COUNTY BOARD MEMBER DISTRICT ELEVEN								
Vote for not more than 2								
(WITH 23 OF 23 COUNTED)								
No Candidate Filed	0		0	0	0			
COUNTY BOARD MEMBER DISTRICT TWELVE								
Vote for not more than 2								
(WITH 27 OF 27 COUNTED)								
No Candidate Filed	0		0	0	0			

	TOTAL VOTES	%	ELECTION DAY	CENTRAL COUNT	PROV/GRACE	CITY OF AURORA	TOTAL COMBINED WITH CITY OF AURORA
COUNTY BOARD MEMBER DISTRICT THIRTEEN							
Vote for not more than 2 (WITH 23 OF 23 COUNTED)							
Mark Ferry	1,215	100.00	1,073	118	24		
No Candidate Filed	0		0	0	0		

GENERAL PRIMARY ELECTION
MARCH 20, 2012

ABSTRACT OF VOTES

OFFICIAL RESULTS
REPORT-EL45A

PAGE 012

	TOTAL VOTES	%	ELECTION DAY	CENTRAL COUNT	PROV/GRACE	CITY OF AURORA	TOTAL COMBINED WITH CITY OF AURORA
UNINCORPORATED AREA REFERENDUM							
Vote for not more than 1							
(WITH 204 OF 204 COUNTED)							
YES	6,005	40.48	5,416	512	77		
NO.	8,828	59.52	7,995	712	121		
CITY OF BRAIDWOOD REFERENDUM							
Vote for not more than 1							
(WITH 3 OF 3 COUNTED)							
YES	338	51.21	309	29	0		
NO.	322	48.79	298	23	1		
CITY OF CREST HILL REFERENDUM							
Vote for not more than 1							
(WITH 11 OF 11 COUNTED)							
YES	1,785	68.55	1,622	153	10		
NO.	819	31.45	721	75	23		
CITY OF JOLIET REFERENDUM							
Vote for not more than 1							
(WITH 73 OF 73 COUNTED)							
YES	4,749	46.67	4,138	522	89		
NO.	5,426	53.33	4,840	477	109		
CITY OF LOCKPORT REFERENDUM							
Vote for not more than 1							
(WITH 15 OF 15 COUNTED)							
YES	1,366	45.96	1,225	130	11		
NO.	1,606	54.04	1,466	132	8		
CITY OF WILMINGTON REFERENDUM							
Vote for not more than 1							
(WITH 6 OF 6 COUNTED)							
YES	282	45.71	234	44	4		
NO.	335	54.29	296	38	1		
VILLAGE OF BEECHER REFERENDUM							
Vote for not more than 1							
(WITH 3 OF 3 COUNTED)							
YES	357	53.05	313	26	18		
NO.	316	46.95	288	18	10		
VILLAGE OF BOLINGBROOK REFERENDUM							
Vote for not more than 1							
(WITH 30 OF 30 COUNTED)							
YES	2,996	54.60	2,728	172	96		
NO.	2,491	45.40	2,305	113	73		

GENERAL PRIMARY ELECTION
MARCH 20, 2012

ABSTRACT OF VOTES

OFFICIAL RESULTS
REPORT - EL45A PAGE 013

	TOTAL VOTES	%	ELECTION DAY	CENTRAL COUNT	PROV/GRACE	CITY OF AURORA	TOTAL COMBINED WITH CITY OF AURORA
VILLAGE OF CHANNAHON REFERENDUM							
Vote for not more than 1 (WITH 6 OF 6 COUNTED)							
YES	612	50.33	538	74	0		
NO.	604	49.67	546	57	1		
VILLAGE OF COAL CITY REFERENDUM							
Vote for not more than 1 (WITH 1 OF 1 COUNTED)							
YES	0		0	0	0		
NO.	0		0	0	0		
VILLAGE OF CRETE REFERENDUM							
Vote for not more than 1 (WITH 8 OF 8 COUNTED)							
YES	773	54.59	709	60	4		
NO.	643	45.41	589	50	4		
VILLAGE OF DIAMOND REFERENDUM							
Vote for not more than 1 (WITH 2 OF 2 COUNTED)							
YES	0		0	0	0		
NO.	0		0	0	0		
VILLAGE OF ELWOOD REFERENDUM							
Vote for not more than 1 (WITH 2 OF 2 COUNTED)							
YES	265	65.59	240	23	2		
NO.	139	34.41	128	8	3		
VILLAGE OF FRANKFORT REFERENDUM							
Vote for not more than 1 (WITH 14 OF 14 COUNTED)							
YES	1,766	61.13	1,518	234	14		
NO.	1,123	38.87	999	115	9		
VILLAGE OF HOMER GLEN ELECTRICITY REFERENDUM							
Vote for not more than 1 (WITH 16 OF 16 COUNTED)							
YES	2,612	55.97	2,359	239	14		
NO.	2,055	44.03	1,854	192	9		
VILLAGE OF HOMER GLEN DEER CULLING REFERENDUM							
Vote for not more than 1 (WITH 16 OF 16 COUNTED)							
YES	1,854	38.75	1,616	225	13		
NO.	2,931	61.25	2,700	218	13		

	TOTAL VOTES	%	ELECTION DAY	CENTRAL COUNT	PROV/GRACE	CITY OF AURORA	TOTAL COMBINED WITH CITY OF AURORA
VILLAGE OF LEMONT REFERENDUM							
Vote for not more than 1							
(WITH 1 OF 1 COUNTED)							
YES	2	100.00	2	0	0		
NO.	0		0	0	0		
VILLAGE OF MANHATTAN REFERENDUM							
Vote for not more than 1							
(WITH 4 OF 4 COUNTED)							
YES	694	57.17	640	21	33		
NO.	520	42.83	496	6	18		
VILLAGE OF MINOOKA REFERENDUM							
Vote for not more than 1							
(WITH 1 OF 1 COUNTED)							
YES	100	48.78	88	11	1		
NO.	105	51.22	99	5	1		
VILLAGE OF MOKENA REFERENDUM							
Vote for not more than 1							
(WITH 13 OF 13 COUNTED)							
YES	1,524	56.24	1,258	252	14		
NO.	1,186	43.76	1,051	127	8		
VILLAGE OF MONEE ELECTRICITY REFERENDUM							
Vote for not more than 1							
(WITH 4 OF 4 COUNTED)							
YES	376	47.78	341	12	23		
NO.	411	52.22	381	14	16		
VILLAGE OF MONEE ELECT CLERK REFERENDUM							
Vote for not more than 1							
(WITH 4 OF 4 COUNTED)							
YES	714	89.14	660	24	30		
NO.	87	10.86	73	2	12		
VILLAGE OF ORLAND PARK REFERENDUM							
Vote for not more than 1							
(WITH 1 OF 1 COUNTED)							
YES	39	73.58	35	1	3		
NO.	14	26.42	13	0	1		
VILLAGE OF PARK FOREST ELECTRICITY REFERENDUM							
Vote for not more than 1							
(WITH 3 OF 3 COUNTED)							
YES	186	53.14	152	31	3		
NO.	164	46.86	135	27	2		

GENERAL PRIMARY ELECTION
MARCH 20, 2012

ABSTRACT OF VOTES

OFFICIAL RESULTS
REPORT-EL45A

PAGE 015

	TOTAL VOTES	%	ELECTION DAY	CENTRAL COUNT	PROV/GRACE	CITY OF AURORA	TOTAL COMBINED WITH CITY OF AURORA
VILLAGE OF PARK FOREST 911 SURCHARGE REFERENDUM							
Vote for not more than 1 (WITH 3 OF 3 COUNTED)							
YES	93	26.57	75	18	0		
NO.	257	73.43	210	42	5		
VILLAGE OF PEOTONE REFERENDUM							
Vote for not more than 1 (WITH 3 OF 3 COUNTED)							
YES	382	54.65	313	67	2		
NO.	317	45.35	280	36	1		
VILLAGE OF PLAINFIELD REFERENDUM							
Vote for not more than 1 (WITH 20 OF 20 COUNTED)							
YES	1,810	53.38	1,541	247	22		
NO.	1,581	46.62	1,403	171	7		
VILLAGE OF ROCKDALE REFERENDUM							
Vote for not more than 1 (WITH 1 OF 1 COUNTED)							
YES	79	51.63	73	4	2		
NO.	74	48.37	68	5	1		
VILLAGE OF ROMEOVILLE REFERENDUM							
Vote for not more than 1 (WITH 16 OF 16 COUNTED)							
YES	1,570	62.40	1,430	64	76		
NO.	946	37.60	885	34	27		
VILLAGE OF SHOREWOOD REFERENDUM							
Vote for not more than 1 (WITH 10 OF 10 COUNTED)							
YES	1,522	66.87	1,280	225	17		
NO.	754	33.13	643	98	13		
VILLAGE OF TINLEY PARK REFERENDUM							
Vote for not more than 1 (WITH 5 OF 5 COUNTED)							
YES	521	64.24	469	48	4		
NO.	290	35.76	255	32	3		
VILLAGE OF WOODRIDGE REFERENDUM							
Vote for not more than 1 (WITH 2 OF 2 COUNTED)							
YES	9	64.29	9	0	0		
NO.	5	35.71	5	0	0		

	TOTAL VOTES	%	ELECTION DAY CENTRAL COUNT	PROV/GRACE	CITY OF AURORA	TOTAL COMBINED WITH CITY OF AURORA
WILTON TOWNSHIP REFERENDUM						
Vote for not more than 1 (WITH 1 OF 1 COUNTED)						
YES	133	54.73	129	3		1
NO.	110	45.27	98	9		3
MANHATTAN-ELWOOD PUBLIC LIBRARY DISTRICT REFERENDUM						
Vote for not more than 1 (WITH 6 OF 6 COUNTED)						
YES	1,095	43.44	1,032	40		23
NO.	1,426	56.56	1,314	74		38
TAFT SCHOOL DISTRICT 90 REFERENDUM						
Vote for not more than 1 (WITH 2 OF 2 COUNTED)						
YES	336	58.33	307	28		1
NO.	240	41.67	207	31		2



Nancy Schultz Voots

W I L L C O U N T Y C L E R K



Democratic Party

CITY OF AURORA RESULTS

**SUMMARY &
PRECINCT DETAILS**

Cards Cast Report
City of Aurora, IL
General Primary

Date: Apr 09, 2012
Time: 12:15 PM
Page: 1 of 1

Will County March 20, 2012 Official Results

District/Reportunit	VGroup1	VGroup2	Ballot	Card	Cast	Voters	Percent
Jurisdiction Wide							
Ward 09 Pct 03	NP	NP	1	201	0	672	0.00
	D	NP	177	177	32	672	4.76
	D	NP	199	199	0	0	-
	R	NP	178	178	56	672	8.33
	R	NP	200	200	0	0	-
Ward 09 Pct 03 - Total	TOTAL	NP			88	672	13.10
Ward 09 Pct 04	NP	NP	1	201	1	831	0.12
	D	NP	179	179	59	831	7.10
	D	NP	199	199	0	0	-
	R	NP	180	180	86	831	10.35
	R	NP	200	200	0	0	-
Ward 09 Pct 04 - Total	TOTAL	NP			146	831	17.57
Ward 09 Pct 05	NP	NP	1	201	3	1348	0.22
	D	NP	181	181	98	1348	7.27
	D	NP	199	199	0	0	-
	R	NP	182	182	116	1348	8.61
	R	NP	200	200	0	0	-
Ward 09 Pct 05 - Total	TOTAL	NP			217	1348	16.10
Ward 09 Pct 06	NP	NP	1	201	1	790	0.13
	D	NP	183	183	53	790	6.71
	D	NP	185	185	0	0	-
	D	NP	199	199	0	0	-
	R	NP	184	184	69	790	8.73
	R	NP	186	186	0	0	-
	R	NP	200	200	0	0	-
Ward 09 Pct 06 - Total	TOTAL	NP			123	790	15.57
Ward 09 Pct 07	NP	NP	1	201	6	911	0.66
	D	NP	187	187	76	911	8.34
	D	NP	199	199	0	0	-
	R	NP	188	188	81	911	8.89
	R	NP	200	200	0	0	-
Ward 09 Pct 07 - Total	TOTAL	NP			163	911	17.89
Ward 09 Pct 08	NP	NP	1	201	1	921	0.11
	D	NP	189	189	44	921	4.78
	D	NP	191	191	0	0	-
	D	NP	199	199	0	0	-
	R	NP	190	190	62	921	6.73
	R	NP	192	192	0	0	-
	R	NP	200	200	0	0	-
Ward 09 Pct 08 - Total	TOTAL	NP			107	921	11.62
Total	NP	NP			12	5473	0.22
	D	NP			362	5473	6.61
	R	NP			470	5473	8.59
Total - Total	TOTAL	NP			844	5473	15.42

Election Summary Report

City of Aurora, IL

General Primary

Summary For WILL COUNTY, All Counters, All Races

MARCH 20, 2012

OFFICIAL RESULTS

Date:04/03/12

Time:20:17:22

Page:1 of 4

Registered Voters 5473 - Cards Cast 844 15.42%

Num. Report Precinct 6 - Num. Reporting 6 100.00%

D U.S. PRESIDENT		D		Total
Number of Precincts		6		
Precincts Reporting		6	100.0 %	
Times Counted		362/5473	6.6 %	
Total Votes		349		
BARACK OBAMA	D	345	98.85%	
RANDALL TERRY (WI)		0	0.00%	
JOHN J.POLACKEK (WI)		0	0.00%	
Write-in Votes		4	1.15%	

D ST SENATOR - 49TH DIST		D		Total
Number of Precincts		2		
Precincts Reporting		2	100.0 %	
Times Counted		0/0		
Total Votes		0		
J BERTINO-TARRANT	D	0	N/A	

D PRESIDENT 14TH CONG		D		Total
Number of Precincts		6		
Precincts Reporting		6	100.0 %	
Times Counted		362/5473	6.6 %	
Total Votes		349		
BARACK OBAMA	D	345	98.85%	
RANDALL TERRY (WI)		0	0.00%	
JOHN J.POLACKEK (WI)		0	0.00%	
Write-in Votes		4	1.15%	

D 84TH GEN ASSEMBLY REP		D		Total
Number of Precincts		6		
Precincts Reporting		6	100.0 %	
Times Counted		362/5473	6.6 %	
Total Votes		355		
ALEX ARROYO	D	88	24.79%	
STEPHANIE KIFOWIT	D	169	47.61%	
CAROLE CHENEY	D	98	27.61%	
Write-in Votes		0	0.00%	

D 14TH CONGRESS DIST REP		D		Total
Number of Precincts		6		
Precincts Reporting		6	100.0 %	
Times Counted		362/5473	6.6 %	
Total Votes		304		
DENNIS ANDERSON	D	234	76.97%	
JONATHAN FARNICK	D	70	23.03%	

D CIRCUIT COURT CLERK-WILL		D		Total
Number of Precincts		6		
Precincts Reporting		6	100.0 %	
Times Counted		362/5473	6.6 %	
Total Votes		312		
PAM MCGUIRE	D	312	100.00%	

D DELEGATE CONVENTION -14th		D		Total
Number of Precincts		6		
Precincts Reporting		6	100.0 %	
Times Counted		362/5473	6.6 %	
Total Votes		1277		
MARK PIETROWSKI	D	262	20.52%	
MARY PLATA	D	275	21.53%	
KASTHURI HENRY	D	240	18.79%	
MARK GUEHLE	D	240	18.79%	
MICHAEL O'CONNELL	D	260	20.36%	

D RECORDER- WILL		D		Total
Number of Precincts		6		
Precincts Reporting		6	100.0 %	
Times Counted		362/5473	6.6 %	
Total Votes		310		
KAREN STUKEL	D	310	100.00%	

D ST SENATOR- 42ND DIST		D		Total
Number of Precincts		6		
Precincts Reporting		6	100.0 %	
Times Counted		362/5473	6.6 %	
Total Votes		318		
LINDA HOLMES	D	318	100.00%	

D STATE'S ATTY-WILL		D		Total
Number of Precincts		6		
Precincts Reporting		6	100.0 %	
Times Counted		362/5473	6.6 %	
Total Votes		305		
JAMES GLASGOW	D	305	100.00%	

D AUDITOR- WILL		D		Total
Number of Precincts		6		
Precincts Reporting		6	100.0 %	
Times Counted		362/5473	6.6 %	
Total Votes		299		
DUFFY BLACKBURN	D	299	100.00%	

Election Summary Report

City of Aurora, IL

General Primary

Summary For WILL COUNTY, All Counters, All Races

MARCH 20, 2012

OFFICIAL RESULTS

Date:04/03/12

Time:20:17:22

Page:2 of 4

Registered Voters 5473 - Cards Cast 844 15.42%

Num. Report Precinct 6 - Num. Reporting 6 100.00%

D CORONER- WILL		D	Total	
Number of Precincts			6	
Precincts Reporting			6	100.0 %
Times Counted		362/5473		6.6 %
Total Votes			307	
PATRICK O'NEIL	D		307	100.00%

D CEO- WILL		D	Total	
Number of Precincts			6	
Precincts Reporting			6	100.0 %
Times Counted		362/5473		6.6 %
Total Votes			310	
LARRY WALSH	D		182	58.71%
LEO THOMPSON JR.	D		128	41.29%

D WILL CNTY BRD DIST 5		D	Total	
Number of Precincts			6	
Precincts Reporting			6	100.0 %
Times Counted		362/5473		6.6 %
Total Votes			293	
MIKE COSTELLO	D		293	100.00%

D Ward 09 Pot 05 COMMITTEEMAN		D	Total	
Number of Precincts			1	
Precincts Reporting			1	100.0 %
Times Counted		98/1348		7.3 %
Total Votes			76	
EDWARD BUGG	D		76	100.00%

R U.S. PRESIDENT		R	Total	
Number of Precincts			6	
Precincts Reporting			6	100.0 %
Times Counted		470/5473		8.6 %
Total Votes			467	
MITT ROMNEY	R		228	48.82%
RON PAUL	R		46	9.85%
RICK PERRY	R		2	0.43%
NEWT GINGRICH	R		33	7.07%
CHARLES ROEMER	R		1	0.21%
RICK SANTORUM	R		157	33.62%

R PRESIDENT 14TH CONG		R	Total	
Number of Precincts			6	
Precincts Reporting			6	100.0 %
Times Counted		470/5473		8.6 %
Total Votes			467	
MITT ROMNEY	R		228	48.82%
RON PAUL	R		46	9.85%
RICK PERRY	R		2	0.43%
NEWT GINGRICH	R		33	7.07%
CHARLES ROEMER	R		1	0.21%
RICK SANTORUM	R		157	33.62%

R 14TH CONGRESS DIST REP		R	Total	
Number of Precincts			6	
Precincts Reporting			6	100.0 %
Times Counted		470/5473		8.6 %
Total Votes			433	
RANDY HULTGREN	R		433	100.00%

R DELEGATE CONVENTION 14TH		R	Total	
Number of Precincts			6	
Precincts Reporting			6	100.0 %
Times Counted		470/5473		8.6 %
Total Votes			1283	
ETHAN HASTERT	R		217	16.91%
WILLIAM LEFEW	R		203	15.82%
GABRIELA WYATT	R		206	16.06%
MATTHEW STERBA	R		47	3.66%
MARK WIDHALM	R		48	3.74%
JUSTIN SMITH	R		49	3.82%
THOMAS SMITH	R		34	2.65%
NICK PROVENZANO	R		33	2.57%
SCOTT GRYSER	R		31	2.42%
AL SALVI	R		135	10.52%
KATHLEEN SALVI	R		147	11.46%
IRENE NAPIER	R		133	10.37%

Election Summary Report

City of Aurora, IL

General Primary

Summary For WILL COUNTY, All Counters, All Races

MARCH 20, 2012

OFFICIAL RESULTS

Date:04/03/12

Time:20:17:22

Page:3 of 4

Registered Voters 5473 - Cards Cast 844 15.42%

Num. Report Precinct 6 - Num. Reporting 6 100.00%

R ALT DELEGATE 14TH		R		Total
Number of Precincts		6		
Precincts Reporting		6	100.0 %	
Times Counted		470/5473	8.6 %	
Total Votes		1267		
BRIAN SAGER	R	204	16.10%	
MARK SHEPHERD	R	207	16.34%	
DANIEL VENTURI	R	200	15.79%	
DAN O'BRIEN	R	51	4.03%	
ROB PLERUCCI	R	42	3.31%	
CALVIN KUNKEL	R	48	3.79%	
STEVE BISHOP	R	33	2.60%	
DOUG BOOTE	R	28	2.21%	
MIKE SHORTEN	R	30	2.37%	
CHARLES BACON	R	132	10.42%	
TERRY HUNT	R	148	11.68%	
NANCY WEBER	R	144	11.37%	

R 97TH GEN ASSEMBLY REP		R		Total
Number of Precincts		2		
Precincts Reporting		2	100.0 %	
Times Counted		0/0		
Total Votes		0		
TOM CROSS	R	0	N/A	

R ST SENATOR-42ND DIST		R		Total
Number of Precincts		6		
Precincts Reporting		6	100.0 %	
Times Counted		470/5473	8.6 %	
Total Votes		411		
PETER HURTADO	R	411	100.00%	

R CIRCUIT COURT CLERK-WILL		R		Total
Number of Precincts		6		
Precincts Reporting		6	100.0 %	
Times Counted		470/5473	8.6 %	
Total Votes		407		
MARLENE CARLSON	R	407	100.00%	

R ST SENATOR - 49TH DIST		R		Total
Number of Precincts		2		
Precincts Reporting		2	100.0 %	
Times Counted		0/0		
Total Votes		0		
BRIAN SMITH	R	0	N/A	
GARY FITZGERALD	R	0	N/A	
GARRETT PECK	R	0	N/A	
J. ANTHONY GILES	R	0	N/A	

R RECORDER- WILL		R		Total
Number of Precincts		6		
Precincts Reporting		6	100.0 %	
Times Counted		470/5473	8.6 %	
Total Votes		407		
LAURIE MCPHILLIPS	R	407	100.00%	

R 84TH GEN ASSEMBLY REP		R		Total
Number of Precincts		6		
Precincts Reporting		6	100.0 %	
Times Counted		470/5473	8.6 %	
Total Votes		414		
PATRICIA FEE	R	414	100.00%	

R STATE'S ATTY-WILL		R		Total
Number of Precincts		6		
Precincts Reporting		6	100.0 %	
Times Counted		470/5473	8.6 %	
Total Votes		406		
DAVE CARLSON	R	406	100.00%	

R AUDITOR- WILL		R		Total
Number of Precincts		6		
Precincts Reporting		6	100.0 %	
Times Counted		470/5473	8.6 %	
Total Votes		404		
MARK BATINICK	R	404	100.00%	

R CORONER- WILL		R		Total
Number of Precincts		6		
Precincts Reporting		6	100.0 %	
Times Counted		470/5473	8.6 %	
Total Votes		402		
CHARLES LYONS	R	402	100.00%	

Election Summary Report
 City of Aurora, IL
 General Primary

Date:04/03/12
 Time:20:17:22
 Page:4 of 4

Summary For WILL COUNTY, All Counters, All Races
 MARCH 20, 2012
 OFFICIAL RESULTS

Registered Voters 5473 - Cards Cast 844 15.42%

Num. Report Precinct 6 - Num. Reporting 6 100.00%

R CEO- WILL		R	
		Total	
Number of Precincts		6	
Precincts Reporting		6	100.0 %
Times Counted		470/5473	8.6 %
Total Votes		407	
CORY SINGER	R	407	100.00%

ELECTRICITY REFERENDUM			
		Total	
Number of Precincts		6	
Precincts Reporting		6	100.0 %
Times Counted		844/5473	15.4 %
Total Votes		794	
YES/SI		464	58.44%
NO/NO		330	41.56%

R WILL CNTY BRD DIST 5		R	
		Total	
Number of Precincts		6	
Precincts Reporting		6	100.0 %
Times Counted		470/5473	8.6 %
Total Votes		701	
LEE GOODSON	R	371	52.92%
JOHN ARGOUEDELIS	R	330	47.08%

R Ward 09 Pct 03		R	
COMMITTEEMAN			
		Total	
Number of Precincts		1	
Precincts Reporting		1	100.0 %
Times Counted		56/672	8.3 %
Total Votes		51	
DIRK POLLOCK	R	51	100.00%

R Ward 09 Pot 04		R	
COMMITTEEMAN			
		Total	
Number of Precincts		1	
Precincts Reporting		1	100.0 %
Times Counted		86/831	10.3 %
Total Votes		71	
GARY BROOKS	R	71	100.00%

R Ward 09 Pot 05		R	
COMMITTEEMAN			
		Total	
Number of Precincts		1	
Precincts Reporting		1	100.0 %
Times Counted		116/1348	8.6 %
Total Votes		45	
D. BENNEFIELD (WI)		40	88.89%
Writes-in Votes		5	11.11%

R Ward 09 Pot 07		R	
COMMITTEEMAN			
		Total	
Number of Precincts		1	
Precincts Reporting		1	100.0 %
Times Counted		81/911	8.9 %
Total Votes		18	
BILL SCHROEDER (WI)		13	72.22%
Writes-in Votes		5	27.78%

Election Summary Report

City of Aurora, IL

General Primary

Summary For Ward 09 Pct 03, All Counters, All Races

MARCH 20, 2012

OFFICIAL RESULTS

WILL COUNTY

Date:04/03/12

Time:20:20:03

Page:1 of 4

Registered Voters 672 - Cards Cast 88 13.10%

Num. Report Precinct 1 - Num. Reporting 1 100.00%

D U.S. PRESIDENT		D		Total
Number of Precincts				1
Precincts Reporting				1 100.0 %
Times Counted		32/672	4.8 %	
Total Votes				30
BARACK OBAMA	D	30	100.00%	
RANDALL TERRY (WI)		0	0.00%	
JOHN J.POLACKEK (WI)		0	0.00%	
Write-in Votes		0	0.00%	

D ST SENATOR- 42ND DIST		D		Total
Number of Precincts				1
Precincts Reporting				1 100.0 %
Times Counted		32/672	4.8 %	
Total Votes				27
LINDA HOLMES	D	27	100.00%	

D PRESIDENT 14TH CONG		D		Total
Number of Precincts				1
Precincts Reporting				1 100.0 %
Times Counted		32/672	4.8 %	
Total Votes				30
BARACK OBAMA	D	30	100.00%	
RANDALL TERRY (WI)		0	0.00%	
JOHN J.POLACKEK (WI)		0	0.00%	
Write-in Votes		0	0.00%	

D 84TH GEN ASSEMBLY REP		D		Total
Number of Precincts				1
Precincts Reporting				1 100.0 %
Times Counted		32/672	4.8 %	
Total Votes				30
ALEX ARROYO	D	6	20.00%	
STEPHANIE KIFOWIT	D	17	56.67%	
CAROLE CHENEY	D	7	23.33%	
Write-in Votes		0	0.00%	

D 14TH CONGRESS DIST REP		D		Total
Number of Precincts				1
Precincts Reporting				1 100.0 %
Times Counted		32/672	4.8 %	
Total Votes				27
DENNIS ANDERSON	D	19	70.37%	
JONATHAN FARNICK	D	8	29.63%	

D CIRCUIT COURT CLERK-WILL		D		Total
Number of Precincts				1
Precincts Reporting				1 100.0 %
Times Counted		32/672	4.8 %	
Total Votes				27
PAM MCGUIRE	D	27	100.00%	

D DELEGATE CONVENTION -14th		D		Total
Number of Precincts				1
Precincts Reporting				1 100.0 %
Times Counted		32/672	4.8 %	
Total Votes				119
MARK PIETROWSKI	D	27	22.69%	
MARY PLATA	D	24	20.17%	
KASTHURI HENRY	D	22	18.49%	
MARK GUETHLE	D	22	18.49%	
MICHAEL O'CONNELL	D	24	20.17%	

D RECORDER- WILL		D		Total
Number of Precincts				1
Precincts Reporting				1 100.0 %
Times Counted		32/672	4.8 %	
Total Votes				26
KAREN STUKEL	D	26	100.00%	

D STATE'S ATTY-WILL		D		Total
Number of Precincts				1
Precincts Reporting				1 100.0 %
Times Counted		32/672	4.8 %	
Total Votes				27
JAMES GLASGOW	D	27	100.00%	

Election Summary Report

City of Aurora, IL

General Primary

Summary For Ward 09 Pct 03, All Counters, All Races

MARCH 20, 2012

OFFICIAL RESULTS

WILL COUNTY

Date:04/03/12

Time:20:20:03

Page:2 of 4

Registered Voters 672 - Cards Cast 88 13.10%

Num. Report Precinct 1 - Num. Reporting 1 100.00%

D AUDITOR- WILL		D	Total
Number of Precincts			1
Precincts Reporting		1	100.0 %
Times Counted		32/672	4.8 %
Total Votes		27	
DUFFY BLACKBURN	D	27	100.00%

D CORONER- WILL		D	Total
Number of Precincts			1
Precincts Reporting		1	100.0 %
Times Counted		32/672	4.8 %
Total Votes		27	
PATRICK O'NEIL	D	27	100.00%

D CEO- WILL		D	Total
Number of Precincts			1
Precincts Reporting		1	100.0 %
Times Counted		32/672	4.8 %
Total Votes		28	
LARRY WALSH	D	15	53.57%
LBO THOMPSON JR.	D	13	46.43%

D WILL CNTY BRD DIST 5		D	Total
Number of Precincts			1
Precincts Reporting		1	100.0 %
Times Counted		32/672	4.8 %
Total Votes		27	
MIKE COSTELLO	D	27	100.00%

R U.S. PRESIDENT		R	Total
Number of Precincts			1
Precincts Reporting		1	100.0 %
Times Counted		56/672	8.3 %
Total Votes		56	
MITT ROMNEY	R	30	53.57%
RON PAUL	R	8	14.29%
RICK PERRY	R	0	0.00%
NEWT GINGRICH	R	3	5.36%
CHARLES ROEMER	R	0	0.00%
RICK SANTORUM	R	15	26.79%

R PRESIDENT 14TH CONG		R	Total
Number of Precincts			1
Precincts Reporting		1	100.0 %
Times Counted		56/672	8.3 %
Total Votes		56	
MITT ROMNEY	R	30	53.57%
RON PAUL	R	8	14.29%
RICK PERRY	R	0	0.00%
NEWT GINGRICH	R	3	5.36%
CHARLES ROEMER	R	0	0.00%
RICK SANTORUM	R	15	26.79%

R 14TH CONGRESS DIST REP		R	Total
Number of Precincts			1
Precincts Reporting		1	100.0 %
Times Counted		56/672	8.3 %
Total Votes		52	
RANDY HULTGREN	R	52	100.00%

R DELEGATE CONVENTION 14TH		R	Total
Number of Precincts			1
Precincts Reporting		1	100.0 %
Times Counted		56/672	8.3 %
Total Votes		157	
ETHAN HASTERT	R	30	19.11%
WILLIAM LEFEW	R	26	16.56%
GABRIELA WYATT	R	29	18.47%
MATTHEW STERBA	R	9	5.73%
MARK WIDHALM	R	6	3.82%
JUSTIN SMITH	R	6	3.82%
THOMAS SMITH	R	3	1.91%
NICK PROVENZANO	R	4	2.55%
SCOTT GRYDER	R	1	0.64%
AL SALVI	R	12	7.64%
KATHLEEN SALVI	R	17	10.83%
IRENE NAPIER	R	14	8.92%

Election Summary Report

City of Aurora, IL

General Primary

Summary For Ward 09 Pct 03, All Counters, All Races

MARCH 20, 2012

OFFICIAL RESULTS

WILL COUNTY

Date:04/03/12

Time:20:20:03

Page:3 of 4

Registered Voters 672 - Cards Cast 88 13.10%

Num. Report Precinct 1 - Num. Reporting 1 100.00%

R ALT DELEGATE 14TH		R		Total
Number of Precincts		1		
Precincts Reporting		1	100.0 %	
Times Counted		56/672	8.3 %	
Total Votes		150		
BRIAN SAGER	R	27	18.00%	
MARK SHEPHERD	R	29	19.33%	
DANIEL VENTURI	R	27	18.00%	
DAN O'BRIEN	R	6	4.00%	
ROB PLERUCCI	R	6	4.00%	
CALVIN KUNKEL	R	7	4.67%	
STEVE BISHOP	R	5	3.33%	
DOUG BOOTH	R	3	2.00%	
MIKE SHORTEN	R	3	2.00%	
CHARLES BACON	R	10	6.67%	
TERRY HUNT	R	13	8.67%	
NANCY WEBER	R	14	9.33%	

R RECORDER- WILL		R		Total
Number of Precincts		1		
Precincts Reporting		1	100.0 %	
Times Counted		56/672	8.3 %	
Total Votes		51		
LAURIE MCPHILLIPS	R	51	100.00%	

R ST SENATOR- 42ND DIST		R		Total
Number of Precincts		1		
Precincts Reporting		1	100.0 %	
Times Counted		56/672	8.3 %	
Total Votes		50		
PETER HURTADO	R	50	100.00%	

R STATE'S ATTY-WILL		R		Total
Number of Precincts		1		
Precincts Reporting		1	100.0 %	
Times Counted		56/672	8.3 %	
Total Votes		50		
DAVE CARLSON	R	50	100.00%	

R 84TH GEN ASSEMBLY REP		R		Total
Number of Precincts		1		
Precincts Reporting		1	100.0 %	
Times Counted		56/672	8.3 %	
Total Votes		51		
PATRICIA FEE	R	51	100.00%	

R AUDITOR- WILL		R		Total
Number of Precincts		1		
Precincts Reporting		1	100.0 %	
Times Counted		56/672	8.3 %	
Total Votes		50		
MARK BATINICK	R	50	100.00%	

R CIRCUIT COURT CLERK-WILL		R		Total
Number of Precincts		1		
Precincts Reporting		1	100.0 %	
Times Counted		56/672	8.3 %	
Total Votes		51		
MARLENE CARLSON	R	51	100.00%	

R CORONER- WILL		R		Total
Number of Precincts		1		
Precincts Reporting		1	100.0 %	
Times Counted		56/672	8.3 %	
Total Votes		50		
CHARLES LYONS	R	50	100.00%	

R CBO- WILL		R		Total
Number of Precincts		1		
Precincts Reporting		1	100.0 %	
Times Counted		56/672	8.3 %	
Total Votes		50		
CORY SINGER	R	50	100.00%	

R WILL CNTY BRD DIST 5		R		Total
Number of Precincts		1		
Precincts Reporting		1	100.0 %	
Times Counted		56/672	8.3 %	
Total Votes		88		
LEE GOODSON	R	49	55.68%	
JOHN ARGOUDELIS	R	39	44.32%	

Election Summary Report

City of Aurora, IL

General Primary

Summary For Ward 09 Pct 03, All Counters, All Races

MARCH 20, 2012

OFFICIAL RESULTS

WILL COUNTY

Date:04/03/12

Time:20:20:03

Page:4 of 4

Registered Voters 672 - Cards Cast 88 13.10%

Num. Report Precinct 1 - Num. Reporting 1 100.00%

R Ward 09 Pct 03	R		
COMMITTEEMAN		Total	
Number of Precincts		1	
Precincts Reporting		1	100.0 %
Times Counted		56/672	8.3 %
Total Votes		51	
DIRK POLLOCK	R	51	100.00%

ELECTRICITY REFERENDUM			
		Total	
Number of Precincts		1	
Precincts Reporting		1	100.0 %
Times Counted		88/672	13.1 %
Total Votes		83	
YES/SI		48	57.83%
NO/NO		35	42.17%

Election Summary Report

City of Aurora, IL

General Primary

Summary For Ward 09 Pct 04, All Counters, All Races

MARCH 20, 2012

OFFICIAL RESULTS

WILL COUNTY

Date:04/03/12

Time:20:20:21

Page:1 of 4

Registered Voters 831 - Cards Cast 146 17.57%

Num. Report Precinct 1 - Num. Reporting 1 100.00%

D U.S. PRESIDENT		D		Total
Number of Precincts				1
Precincts Reporting				1 100.0 %
Times Counted		59/831	7.1 %	
Total Votes				59
BARACK OBAMA	D	59	100.00%	
RANDALL TERRY (WI)		0	0.00%	
JOHN J.POLACKEK (WI)		0	0.00%	
Write-in Votes		0	0.00%	

D ST SENATOR- 42ND DIST		D		Total
Number of Precincts				1
Precincts Reporting				1 100.0 %
Times Counted		59/831	7.1 %	
Total Votes				56
LINDA HOLMES	D	56	100.00%	

D PRESIDENT 14TH CONG		D		Total
Number of Precincts				1
Precincts Reporting				1 100.0 %
Times Counted		59/831	7.1 %	
Total Votes				59
BARACK OBAMA	D	59	100.00%	
RANDALL TERRY (WI)		0	0.00%	
JOHN J.POLACKEK (WI)		0	0.00%	
Write-in Votes		0	0.00%	

D 84TH GEN ASSEMBLY REP		D		Total
Number of Precincts				1
Precincts Reporting				1 100.0 %
Times Counted		59/831	7.1 %	
Total Votes				58
ALEX ARROYO	D	16	27.59%	
STEPHANIE KIFOWIT	D	33	56.90%	
CAROLE CHENEY	D	9	15.52%	
Write-in Votes		0	0.00%	

D 14TH CONGRESS DIST REP		D		Total
Number of Precincts				1
Precincts Reporting				1 100.0 %
Times Counted		59/831	7.1 %	
Total Votes				51
DENNIS ANDERSON	D	42	82.35%	
JONATHAN FARNICK	D	9	17.65%	

D CIRCUIT COURT CLERK-WILL D		D		Total
Number of Precincts				1
Precincts Reporting				1 100.0 %
Times Counted		59/831	7.1 %	
Total Votes				54
PAM MCGUIRE	D	54	100.00%	

D DELEGATE CONVENTION -14th		D		Total
Number of Precincts				1
Precincts Reporting				1 100.0 %
Times Counted		59/831	7.1 %	
Total Votes				211
MARK PIETROWSKI	D	43	20.38%	
MARY PLATA	D	46	21.80%	
KASTHURI HENRY	D	40	18.96%	
MARK GUETHLE	D	40	18.96%	
MICHAEL O'CONNELL	D	42	19.91%	

D RECORDER- WILL		D		Total
Number of Precincts				1
Precincts Reporting				1 100.0 %
Times Counted		59/831	7.1 %	
Total Votes				55
KAREN STUKEL	D	55	100.00%	

D STATE'S ATTY-WILL		D		Total
Number of Precincts				1
Precincts Reporting				1 100.0 %
Times Counted		59/831	7.1 %	
Total Votes				54
JAMES GLASGOW	D	54	100.00%	

Election Summary Report

City of Aurora, IL

General Primary

Summary For Ward 09 Pct 04, All Counters, All Races

MARCH 20, 2012

OFFICIAL RESULTS

WILL COUNTY

Date:04/03/12

Time:20:20:21

Page:2 of 4

Registered Voters 831 - Cards Cast 146 17.57%

Num. Report Precinct 1 - Num. Reporting 1 100.00%

D AUDITOR- WILL		D		Total	
Number of Precincts		1			
Precincts Reporting		1	100.0 %		
Times Counted		59/831	7.1 %		
Total Votes		53			
DUFFY BLACKBURN	D	53	100.00%		

D CORONER- WILL		D		Total	
Number of Precincts		1			
Precincts Reporting		1	100.0 %		
Times Counted		59/831	7.1 %		
Total Votes		55			
PATRICK O'NEIL	D	55	100.00%		

D CEO- WILL		D		Total	
Number of Precincts		1			
Precincts Reporting		1	100.0 %		
Times Counted		59/831	7.1 %		
Total Votes		54			
LARRY WALSH	D	32	59.26%		
LEO THOMPSON JR.	D	22	40.74%		

D WILL CNTY BRD DIST 5		D		Total	
Number of Precincts		1			
Precincts Reporting		1	100.0 %		
Times Counted		59/831	7.1 %		
Total Votes		53			
MIKE COSTELLO	D	53	100.00%		

R U.S. PRESIDENT		R		Total	
Number of Precincts		1			
Precincts Reporting		1	100.0 %		
Times Counted		86/831	10.3 %		
Total Votes		85			
MITT ROMNEY	R	45	52.94%		
RON PAUL	R	11	12.94%		
RICK PERRY	R	0	0.00%		
NEWT GINGRICH	R	10	11.76%		
CHARLES ROEMER	R	0	0.00%		
RICK SANTORUM	R	19	22.35%		

R PRESIDENT 14TH CONG		R		Total	
Number of Precincts		1			
Precincts Reporting		1	100.0 %		
Times Counted		86/831	10.3 %		
Total Votes		85			
MITT ROMNEY	R	45	52.94%		
RON PAUL	R	11	12.94%		
RICK PERRY	R	0	0.00%		
NEWT GINGRICH	R	10	11.76%		
CHARLES ROEMER	R	0	0.00%		
RICK SANTORUM	R	19	22.35%		

R 14TH CONGRESS DIST REP		R		Total	
Number of Precincts		1			
Precincts Reporting		1	100.0 %		
Times Counted		86/831	10.3 %		
Total Votes		78			
RANDY HULTGREN	R	78	100.00%		

R DELEGATE CONVENTION 14TH		R		Total	
Number of Precincts		1			
Precincts Reporting		1	100.0 %		
Times Counted		86/831	10.3 %		
Total Votes		230			
ETHAN HASTERT	R	39	16.96%		
WILLIAM LEFEW	R	39	16.96%		
GABRIELA WYATT	R	37	16.09%		
MATTHEW STERBA	R	10	4.35%		
MARK WIDHALM	R	13	5.65%		
JUSTIN SMITH	R	12	5.22%		
THOMAS SMITH	R	11	4.78%		
NICK PROVENZANO	R	11	4.78%		
SCOTT GRYDER	R	12	5.22%		
AL SALVI	R	16	6.96%		
KATHLEEN SALVI	R	16	6.96%		
IRENE NAPIER	R	14	6.09%		

Election Summary Report

City of Aurora, IL

General Primary

Summary For Ward 09 Pct 04, All Counters, All Races

MARCH 20, 2012

OFFICIAL RESULTS

WILL COUNTY

Date:04/03/12

Time:20:20:21

Page:3 of 4

Registered Voters 831 - Cards Cast 146 17.57%

Num. Report Precinct 1 - Num. Reporting 1 100.00%

R ALT DELEGATE 14TH		R		Total
Number of Precincts				1
Precincts Reporting				1 100.0 %
Times Counted		86/831	10.3 %	
Total Votes				233
BRIAN SAGER	R	41	17.60%	
MARK SHEPHERD	R	41	17.60%	
DANIEL VENTURI	R	38	16.31%	
DAN O'BRIEN	R	14	6.01%	
ROB PLERUCCI	R	11	4.72%	
CALVIN KUNKEL	R	12	5.15%	
STEVE BISHOP	R	10	4.29%	
DOUG BOOTH	R	8	3.43%	
MIKE SHORTEN	R	10	4.29%	
CHARLES BACON	R	15	6.44%	
TERRY HUNT	R	18	7.73%	
NANCY WEBER	R	15	6.44%	

R RECORDER- WILL		R		Total
Number of Precincts				1
Precincts Reporting				1 100.0 %
Times Counted		86/831	10.3 %	
Total Votes				73
LAURIE MCPHILLIPS	R	73	100.00%	

R STATE'S ATTY-WILL		R		Total
Number of Precincts				1
Precincts Reporting				1 100.0 %
Times Counted		86/831	10.3 %	
Total Votes				72
DAVE CARLSON	R	72	100.00%	

R ST SENATOR- 42ND DIST		R		Total
Number of Precincts				1
Precincts Reporting				1 100.0 %
Times Counted		86/831	10.3 %	
Total Votes				72
PETER HURTADO	R	72	100.00%	

R AUDITOR- WILL		R		Total
Number of Precincts				1
Precincts Reporting				1 100.0 %
Times Counted		86/831	10.3 %	
Total Votes				73
MARK BATINICK	R	73	100.00%	

R 84TH GEN ASSEMBLY REP		R		Total
Number of Precincts				1
Precincts Reporting				1 100.0 %
Times Counted		86/831	10.3 %	
Total Votes				74
PATRICIA FEE	R	74	100.00%	

R CORONER- WILL		R		Total
Number of Precincts				1
Precincts Reporting				1 100.0 %
Times Counted		86/831	10.3 %	
Total Votes				74
CHARLES LYONS	R	74	100.00%	

R CIRCUIT COURT CLERK-WILL		R		Total
Number of Precincts				1
Precincts Reporting				1 100.0 %
Times Counted		86/831	10.3 %	
Total Votes				72
MARLENE CARLSON	R	72	100.00%	

R CBO- WILL		R		Total
Number of Precincts				1
Precincts Reporting				1 100.0 %
Times Counted		86/831	10.3 %	
Total Votes				72
CORY SINGER	R	72	100.00%	

R WILL CNTY BRD DIST 5		R		Total
Number of Precincts				1
Precincts Reporting				1 100.0 %
Times Counted		86/831	10.3 %	
Total Votes				124
LEE GOODSON	R	61	49.19%	
JOHN ARGOUELIS	R	63	50.81%	

Election Summary Report

City of Aurora, IL

General Primary

Summary For Ward 09 Pct 04, All Counters, All Races

MARCH 20, 2012

OFFICIAL RESULTS

WILL COUNTY

Date:04/03/12

Time:20:20:21

Page:4 of 4

Registered Voters 831 - Cards Cast 146 17.57%

Num. Report Precinct 1 - Num. Reporting 1 100.00%

R Ward 09 Pct 04	R		
COMMITTEEMAN		Total	
Number of Precincts		1	
Precincts Reporting		1	100.0 %
Times Counted		86/831	10.3 %
Total Votes		71	
GARY BROOKS	R	71	100.00%

ELECTRICITY REFERENDUM			
		Total	
Number of Precincts		1	
Precincts Reporting		1	100.0 %
Times Counted		146/831	17.6 %
Total Votes		140	
YES/SI		86	61.43%
NO/NO		54	38.57%

Election Summary Report
 City of Aurora, IL
 General Primary

Date:04/03/12
 Time:20:20:33
 Page:1 of 4

Summary For Ward 09 Pct 05, All Counters, All Races
 MARCH 20, 2012
 OFFICIAL RESULTS
 WILL COUNTY

Registered Voters 1348 - Cards Cast 217 16.10%

Num. Report Precinct 1 - Num. Reporting 1 100.00%

D U.S. PRESIDENT		D		Total
Number of Precincts		1		
Precincts Reporting		1	100.0 %	
Times Counted		98/1348	7.3 %	
Total Votes		96		
BARACK OBAMA	D	93	96.88%	
RANDALL TERRY (WI)		0	0.00%	
JOHN J.POLACKEK (WI)		0	0.00%	
Write-in Votes		3	3.13%	

D ST SENATOR- 42ND DIST		D		Total
Number of Precincts		1		
Precincts Reporting		1	100.0 %	
Times Counted		98/1348	7.3 %	
Total Votes		84		
LINDA HOLMES	D	84	100.00%	

D PRESIDENT 14TH CONG		D		Total
Number of Precincts		1		
Precincts Reporting		1	100.0 %	
Times Counted		98/1348	7.3 %	
Total Votes		96		
BARACK OBAMA	D	93	96.88%	
RANDALL TERRY (WI)		0	0.00%	
JOHN J.POLACKEK (WI)		0	0.00%	
Write-in Votes		3	3.13%	

D 84TH GEN ASSEMBLY REP		D		Total
Number of Precincts		1		
Precincts Reporting		1	100.0 %	
Times Counted		98/1348	7.3 %	
Total Votes		97		
ALEX ARROYO	D	26	26.80%	
STEPHANIE KIFOWIT	D	45	46.39%	
CAROLE CHENEY	D	26	26.80%	
Write-in Votes		0	0.00%	

D 14TH CONGRESS DIST REP		D		Total
Number of Precincts		1		
Precincts Reporting		1	100.0 %	
Times Counted		98/1348	7.3 %	
Total Votes		73		
DENNIS ANDERSON	D	55	75.34%	
JONATHAN FARNICK	D	18	24.66%	

D CIRCUIT COURT CLERK-WILL		D		Total
Number of Precincts		1		
Precincts Reporting		1	100.0 %	
Times Counted		98/1348	7.3 %	
Total Votes		79		
PAM MCGUIRE	D	79	100.00%	

D DELEGATE CONVENTION -14th		D		Total
Number of Precincts		1		
Precincts Reporting		1	100.0 %	
Times Counted		98/1348	7.3 %	
Total Votes		337		
MARK PIETROWSKI	D	71	21.07%	
MARY PLATA	D	73	21.66%	
KASTHURI HENRY	D	63	18.69%	
MARK GUETHELE	D	63	18.69%	
MICHAEL O'CONNELL	D	67	19.88%	

D RECORDER- WILL		D		Total
Number of Precincts		1		
Precincts Reporting		1	100.0 %	
Times Counted		98/1348	7.3 %	
Total Votes		78		
KAREN STUKEL	D	78	100.00%	

D STATE'S ATTY-WILL		D		Total
Number of Precincts		1		
Precincts Reporting		1	100.0 %	
Times Counted		98/1348	7.3 %	
Total Votes		77		
JAMES GLASGOW	D	77	100.00%	

Election Summary Report

City of Aurora, IL

General Primary

Summary For Ward 09 Pct 05, All Counters, All Races

MARCH 20, 2012

OFFICIAL RESULTS

WILL COUNTY

Date:04/03/12

Time:20:20:33

Page:2 of 4

Registered Voters 1348 - Cards Cast 217 16.10%

Num. Report Precinct 1 - Num. Reporting 1 100.00%

D AUDITOR- WILL		D		Total
Number of Precincts		1		1
Precincts Reporting		1	100.0 %	
Times Counted	98/1348		7.3 %	
Total Votes		74		
DUFFY BLACKBURN	D	74	100.00%	

D CORONER- WILL		D		Total
Number of Precincts		1		1
Precincts Reporting		1	100.0 %	
Times Counted	98/1348		7.3 %	
Total Votes		78		
PATRICK O'NEIL	D	78	100.00%	

D CEO- WILL		D		Total
Number of Precincts		1		1
Precincts Reporting		1	100.0 %	
Times Counted	98/1348		7.3 %	
Total Votes		75		
LARRY WALSH	D	47	62.67%	
LEO THOMPSON JR.	D	28	37.33%	

D WILL CNTY BRD DIST 5		D		Total
Number of Precincts		1		1
Precincts Reporting		1	100.0 %	
Times Counted	98/1348		7.3 %	
Total Votes		78		
MIKE COSTELLO	D	78	100.00%	

D Ward 09 Pct 05 COMMITTEEMAN		D		Total
Number of Precincts		1		1
Precincts Reporting		1	100.0 %	
Times Counted	98/1348		7.3 %	
Total Votes		76		
EDWARD BUGG	D	76	100.00%	

R U.S. PRESIDENT		R		Total
Number of Precincts		1		1
Precincts Reporting		1	100.0 %	
Times Counted	116/1348		8.6 %	
Total Votes		115		
MITT ROMNEY	R	56	48.70%	
RON PAUL	R	10	8.70%	
RICK PERRY	R	0	0.00%	
NEWT GINGRICH	R	11	9.57%	
CHARLES ROEMER	R	0	0.00%	
RICK SANTORUM	R	38	33.04%	

R PRESIDENT 14TH CONG		R		Total
Number of Precincts		1		1
Precincts Reporting		1	100.0 %	
Times Counted	116/1348		8.6 %	
Total Votes		115		
MITT ROMNEY	R	56	48.70%	
RON PAUL	R	10	8.70%	
RICK PERRY	R	0	0.00%	
NEWT GINGRICH	R	11	9.57%	
CHARLES ROEMER	R	0	0.00%	
RICK SANTORUM	R	38	33.04%	

R 14TH CONGRESS DIST REP		R		Total
Number of Precincts		1		1
Precincts Reporting		1	100.0 %	
Times Counted	116/1348		8.6 %	
Total Votes		107		
RANDY HULTGREN	R	107	100.00%	

Election Summary Report

City of Aurora, IL

General Primary

Summary For Ward 09 Pct 05, All Counters, All Races

MARCH 20, 2012

OFFICIAL RESULTS

WILL COUNTY

Date:04/03/12

Time:20:20:33

Page:3 of 4

Registered Voters 1348 - Cards Cast 217 16.10%

Num. Report Precinct 1 - Num. Reporting 1 100.00%

R DELEGATE CONVENTION 14TH		R		Total
Number of Precincts		1		
Precincts Reporting		1	100.0 %	
Times Counted		116/1348	8.6 %	
Total Votes		312		
ETHAN HASTERT	R	55	17.63%	
WILLIAM LEFEW	R	53	16.99%	
GABRIELA WYATT	R	49	15.71%	
MATTHEW STERBA	R	10	3.21%	
MARK WIDHALM	R	8	2.56%	
JUSTIN SMITH	R	10	3.21%	
THOMAS SMITH	R	11	3.53%	
NICK PROVENZANO	R	7	2.24%	
SCOTT GRYDER	R	8	2.56%	
AL SALVI	R	35	11.22%	
KATHLEEN SALVI	R	34	10.90%	
IRENE NAPIER	R	32	10.26%	

R 84TH GEN ASSEMBLY REP		R		Total
Number of Precincts		1		
Precincts Reporting		1	100.0 %	
Times Counted		116/1348	8.6 %	
Total Votes		102		
PATRICIA FEE	R	102	100.00%	

R CIRCUIT COURT CLERK-WILL		R		Total
Number of Precincts		1		
Precincts Reporting		1	100.0 %	
Times Counted		116/1348	8.6 %	
Total Votes		100		
MARLENE CARLSON	R	100	100.00%	

R RECORDER-WILL		R		Total
Number of Precincts		1		
Precincts Reporting		1	100.0 %	
Times Counted		116/1348	8.6 %	
Total Votes		98		
LAURIE MCPHILLIPS	R	98	100.00%	

R ALT DELEGATE 14TH		R		Total
Number of Precincts		1		
Precincts Reporting		1	100.0 %	
Times Counted		116/1348	8.6 %	
Total Votes		308		
BRIAN SAGER	R	51	16.56%	
MARK SHEPHERD	R	53	17.21%	
DANIEL VENTURI	R	52	16.88%	
DAN O'BRIEN	R	10	3.25%	
ROB PLERUCCI	R	9	2.92%	
CALVIN KUNKEL	R	11	3.57%	
STEVE BISHOP	R	9	2.92%	
DOUG BOOTH	R	6	1.95%	
MIKE SHORTEN	R	6	1.95%	
CHARLES BACON	R	32	10.39%	
TERRY HUNT	R	35	11.36%	
NANCY WEBER	R	34	11.04%	

R STATE'S ATTY-WILL		R		Total
Number of Precincts		1		
Precincts Reporting		1	100.0 %	
Times Counted		116/1348	8.6 %	
Total Votes		98		
DAVE CARLSON	R	98	100.00%	

R AUDITOR-WILL		R		Total
Number of Precincts		1		
Precincts Reporting		1	100.0 %	
Times Counted		116/1348	8.6 %	
Total Votes		97		
MARK BATINICK	R	97	100.00%	

R ST SENATOR- 42ND DIST		R		Total
Number of Precincts		1		
Precincts Reporting		1	100.0 %	
Times Counted		116/1348	8.6 %	
Total Votes		102		
PETER HURTADO	R	102	100.00%	

R CORONER-WILL		R		Total
Number of Precincts		1		
Precincts Reporting		1	100.0 %	
Times Counted		116/1348	8.6 %	
Total Votes		97		
CHARLES LYONS	R	97	100.00%	

Election Summary Report

City of Aurora, IL

General Primary

Summary For Ward 09 Pct 05, All Counters, All Races

MARCH 20, 2012

OFFICIAL RESULTS

WILL COUNTY

Date:04/03/12

Time:20:20:33

Page:4 of 4

Registered Voters 1348 - Cards Cast 217 16.10%

Num. Report Precinct 1 - Num. Reporting 1 100.00%

R CBO- WILL		R	
		Total	
Number of Precincts		1	
Precincts Reporting		1	100.0 %
Times Counted	116/1348		8.6 %
Total Votes		100	
CORY SINGER	R	100	100.00%

R WILL CNTY BRD DIST 5		R	
		Total	
Number of Precincts		1	
Precincts Reporting		1	100.0 %
Times Counted	116/1348		8.6 %
Total Votes		168	
LEE GOODSON	R	91	54.17%
JOHN ARGOUEDELIS	R	77	45.83%

R Ward 09 Pct 05		R	
COMMITTEEMAN		Total	
Number of Precincts		1	
Precincts Reporting		1	100.0 %
Times Counted	116/1348		8.6 %
Total Votes		45	
D. BENNEFIELD (WI)		40	88.89%
Write-in Votes		5	11.11%

ELECTRICITY REFERENDUM		Total	
Number of Precincts		1	
Precincts Reporting		1	100.0 %
Times Counted	217/1348		16.1 %
Total Votes		204	
YES/SI		116	56.86%
NO/NO		88	43.14%

Election Summary Report

City of Aurora, IL

General Primary

Summary For Ward 09 Pct 06, All Counters, All Races

MARCH 20, 2012

OFFICIAL RESULTS

WILL COUNTY

Date:04/03/12

Time:20:20:46

Page:1 of 4

Registered Voters 790 - Cards Cast 123 15.57%

Num. Report Precinct 1 - Num. Reporting 1 100.00%

D U.S. PRESIDENT		D		Total
Number of Precincts				1
Precincts Reporting				1 100.0 %
Times Counted		53/790	6.7 %	
Total Votes		49		
BARACK OBAMA	D	49	100.00%	
RANDALL TERRY (WT)		0	0.00%	
JOHN J.POLACKEK (WT)		0	0.00%	
Write-in Votes		0	0.00%	

D ST SENATOR- 42ND DIST		D		Total
Number of Precincts				1
Precincts Reporting				1 100.0 %
Times Counted		53/790	6.7 %	
Total Votes		50		
LINDA HOLMES	D	50	100.00%	

D PRESIDENT 14TH CONG		D		Total
Number of Precincts				1
Precincts Reporting				1 100.0 %
Times Counted		53/790	6.7 %	
Total Votes		49		
BARACK OBAMA	D	49	100.00%	
RANDALL TERRY (WT)		0	0.00%	
JOHN J.POLACKEK (WT)		0	0.00%	
Write-in Votes		0	0.00%	

D ST SENATOR - 49TH DIST		D		Total
Number of Precincts				1
Precincts Reporting				1 100.0 %
Times Counted		0/0		
Total Votes		0		
J BERTINO-TARRANT	D	0	N/A	

D 14TH CONGRESS DIST REP		D		Total
Number of Precincts				1
Precincts Reporting				1 100.0 %
Times Counted		53/790	6.7 %	
Total Votes		50		
DENNIS ANDERSON	D	39	78.00%	
JONATHAN FARNICK	D	11	22.00%	

D 84TH GEN ASSEMBLY REP		D		Total
Number of Precincts				1
Precincts Reporting				1 100.0 %
Times Counted		53/790	6.7 %	
Total Votes		52		
ALEX ARROYO	D	13	25.00%	
STEPHANIE KIFOWIT	D	24	46.15%	
CAROLE CHENEY	D	15	28.85%	
Write-in Votes		0	0.00%	

D DELEGATE CONVENTION -14th		D		Total
Number of Precincts				1
Precincts Reporting				1 100.0 %
Times Counted		53/790	6.7 %	
Total Votes		189		
MARK PIETROWSKI	D	36	19.05%	
MARY PLATA	D	42	22.22%	
KASTHURI HENRY	D	37	19.58%	
MARK GUETHLE	D	34	17.99%	
MICHAEL O'CONNELL	D	40	21.16%	

D CIRCUIT COURT CLERK-WILL		D		Total
Number of Precincts				1
Precincts Reporting				1 100.0 %
Times Counted		53/790	6.7 %	
Total Votes		50		
PAM MCGUIRE	D	50	100.00%	

D RECORDER- WILL		D		Total
Number of Precincts				1
Precincts Reporting				1 100.0 %
Times Counted		53/790	6.7 %	
Total Votes		50		
KAREN STUKEL	D	50	100.00%	

Election Summary Report

City of Aurora, IL

General Primary

Summary For Ward 09 Pct 06, All Counters, All Races

MARCH 20, 2012

OFFICIAL RESULTS

WILL COUNTY

Date:04/03/12

Time:20:20:46

Page:2 of 4

Registered Voters 790 - Cards Cast 123 15.57%

Num. Report Precinct 1 - Num. Reporting 1 100.00%

D STATE'S ATTY-WILL		D		Total	
Number of Precincts		1			
Precincts Reporting		1	100.0 %		
Times Counted		53/790	6.7 %		
Total Votes		50			
JAMES GLASGOW	D	50	100.00%		

R U.S. PRESIDENT		R		Total	
Number of Precincts		1			
Precincts Reporting		1	100.0 %		
Times Counted		69/790	8.7 %		
Total Votes		69			
MITT ROMNEY	R	36	52.17%		
RON PAUL	R	1	1.45%		
RICK PERRY	R	0	0.00%		
NEWT GINGRICH	R	1	1.45%		
CHARLES ROEMER	R	1	1.45%		
RICK SANTORUM	R	30	43.48%		

D AUDITOR- WILL		D		Total	
Number of Precincts		1			
Precincts Reporting		1	100.0 %		
Times Counted		53/790	6.7 %		
Total Votes		50			
DUFFY BLACKBURN	D	50	100.00%		

R PRESIDENT 14TH CONG		R		Total	
Number of Precincts		1			
Precincts Reporting		1	100.0 %		
Times Counted		69/790	8.7 %		
Total Votes		69			
MITT ROMNEY	R	36	52.17%		
RON PAUL	R	1	1.45%		
RICK PERRY	R	0	0.00%		
NEWT GINGRICH	R	1	1.45%		
CHARLES ROEMER	R	1	1.45%		
RICK SANTORUM	R	30	43.48%		

D CORONER- WILL		D		Total	
Number of Precincts		1			
Precincts Reporting		1	100.0 %		
Times Counted		53/790	6.7 %		
Total Votes		50			
PATRICK O'NEIL	D	50	100.00%		

D CEO- WILL		D		Total	
Number of Precincts		1			
Precincts Reporting		1	100.0 %		
Times Counted		53/790	6.7 %		
Total Votes		50			
LARRY WALSH	D	31	62.00%		
LEO THOMPSON JR.	D	19	38.00%		

R 14TH CONGRESS DIST REP		R		Total	
Number of Precincts		1			
Precincts Reporting		1	100.0 %		
Times Counted		69/790	8.7 %		
Total Votes		63			
RANDY HULTGREN	R	63	100.00%		

D WILL CNTY BRD DIST 5		D		Total	
Number of Precincts		1			
Precincts Reporting		1	100.0 %		
Times Counted		53/790	6.7 %		
Total Votes		45			
MIKE COSTELLO	D	45	100.00%		

Election Summary Report

City of Aurora, IL

General Primary

Summary For Ward 09 Pct 06, All Counters, All Races

MARCH 20, 2012

OFFICIAL RESULTS

WILL COUNTY

Date:04/03/12

Time:20:20:46

Page:3 of 4

Registered Voters 790 - Cards Cast 123 15.57%

Num. Report Precinct 1 - Num. Reporting 1 100.00%

R DELEGATE CONVENTION 14TH		R		Total
Number of Precincts				1
Precincts Reporting				1 100.0 %
Times Counted		69/790	8.7 %	
Total Votes				190
ETHAN HASTERT	R	34	17.89%	
WILLIAM LEFEW	R	32	16.84%	
GABRIELA WYATT	R	34	17.89%	
MATTHEW STERBA	R	2	1.05%	
MARK WIDHALM	R	3	1.58%	
JUSTIN SMITH	R	2	1.05%	
THOMAS SMITH	R	2	1.05%	
NICK PROVENZANO	R	4	2.11%	
SCOTT GRYDER	R	3	1.58%	
AL SALVI	R	24	12.63%	
KATHLEEN SALVI	R	26	13.68%	
IRENE NAPIER	R	24	12.63%	

R ST SENATOR - 49TH DIST		R		Total
Number of Precincts				1
Precincts Reporting		1	100.0 %	
Times Counted		0/0		
Total Votes				0
BRIAN SMITH	R	0	N/A	
GARY FITZGERALD	R	0	N/A	
GARRETT PECK	R	0	N/A	
J. ANTHONY GILES	R	0	N/A	

R 84TH GEN ASSEMBLY REP		R		Total
Number of Precincts				1
Precincts Reporting		1	100.0 %	
Times Counted		69/790	8.7 %	
Total Votes				63
PATRICIA FEE	R	63	100.00%	

R ALT DELEGATE 14TH		R		Total
Number of Precincts				1
Precincts Reporting		1	100.0 %	
Times Counted		69/790	8.7 %	
Total Votes				186
BRIAN SAGER	R	30	16.13%	
MARK SHEPHERD	R	31	16.67%	
DANIEL VENTURI	R	28	15.05%	
DAN O'BRIEN	R	3	1.61%	
ROB FLERUCCI	R	0	0.00%	
CALVIN KUNKEL	R	1	0.54%	
STEVE BISHOP	R	3	1.61%	
DOUG BOOTH	R	3	1.61%	
MIKE SHORTEN	R	5	2.69%	
CHARLES BACON	R	25	13.44%	
TERRY HUNT	R	29	15.59%	
NANCY WEBER	R	28	15.05%	

R 97TH GEN ASSEMBLY REP		R		Total
Number of Precincts				1
Precincts Reporting		1	100.0 %	
Times Counted		0/0		
Total Votes				0
TOM CROSS	R	0	N/A	

R CIRCUIT COURT CLERK-WILL		R		Total
Number of Precincts				1
Precincts Reporting		1	100.0 %	
Times Counted		69/790	8.7 %	
Total Votes				61
MARLENE CARLSON	R	61	100.00%	

R ST SENATOR- 42ND DIST		R		Total
Number of Precincts				1
Precincts Reporting		1	100.0 %	
Times Counted		69/790	8.7 %	
Total Votes				62
PETER HURTADO	R	62	100.00%	

R RECORDER- WILL		R		Total
Number of Precincts				1
Precincts Reporting		1	100.0 %	
Times Counted		69/790	8.7 %	
Total Votes				60
LAURIE MCPHILLIPS	R	60	100.00%	

Election Summary Report

City of Aurora, IL

General Primary

Summary For Ward 09 Pct 06, All Counters, All Races

MARCH 20, 2012

OFFICIAL RESULTS

WILL COUNTY

Date:04/03/12

Time:20:20:46

Page:4 of 4

Registered Voters 790 - Cards Cast 123 15.57%

Num. Report Precinct 1 - Num. Reporting 1 100.00%

R STATE'S ATTY-WILL		R		Total
Number of Precincts				1
Precincts Reporting				1 100.0 %
Times Counted		69/790	8.7 %	
Total Votes				61
DAVE CARLSON	R			61 100.00%

ELECTRICITY REFERENDUM		Total
Number of Precincts		1
Precincts Reporting		1 100.0 %
Times Counted		123/790 15.6 %
Total Votes		114
YES/SI		68 59.65%
NO/NO		46 40.35%

R AUDITOR- WILL		R		Total
Number of Precincts				1
Precincts Reporting				1 100.0 %
Times Counted		69/790	8.7 %	
Total Votes				60
MARK BATNICK	R			60 100.00%

R CORONER- WILL		R		Total
Number of Precincts				1
Precincts Reporting				1 100.0 %
Times Counted		69/790	8.7 %	
Total Votes				59
CHARLES LYONS	R			59 100.00%

R CEO- WILL		R		Total
Number of Precincts				1
Precincts Reporting				1 100.0 %
Times Counted		69/790	8.7 %	
Total Votes				61
CORY SINGER	R			61 100.00%

R WILL CNTY BRD DIST 5		R		Total
Number of Precincts				1
Precincts Reporting				1 100.0 %
Times Counted		69/790	8.7 %	
Total Votes				101
LEE GOODSON	R	55	54.46%	
JOHN ARGOUEDELIS	R	46	45.54%	

Election Summary Report

City of Aurora, IL

General Primary

Summary For Ward 09 Pct 07, All Counters, All Races

MARCH 20, 2012

OFFICIAL RESULTS

WILL COUNTY

Date:04/03/12

Time:20:21:02

Page:1 of 4

Registered Voters 911 - Cards Cast 163 17.89%

Num. Report Precinct 1 - Num. Reporting 1 100.00%

D U.S. PRESIDENT		D		Total
Number of Precincts		1		
Precincts Reporting		1	100.0 %	
Times Counted		76/911	8.3 %	
Total Votes		72		
BARACK OBAMA	D	71	98.61%	
RANDALL TERRY (WT)		0	0.00%	
JOHN J.POLACKEK (WT)		0	0.00%	
Write-in Votes		1	1.39%	

D ST SENATOR- 42ND DIST		D		Total
Number of Precincts		1		
Precincts Reporting		1	100.0 %	
Times Counted		76/911	8.3 %	
Total Votes		67		
LINDA HOLMES	D	67	100.00%	

D PRESIDENT 14TH CONG		D		Total
Number of Precincts		1		
Precincts Reporting		1	100.0 %	
Times Counted		76/911	8.3 %	
Total Votes		72		
BARACK OBAMA	D	71	98.61%	
RANDALL TERRY (WT)		0	0.00%	
JOHN J.POLACKEK (WT)		0	0.00%	
Write-in Votes		1	1.39%	

D 84TH GEN ASSEMBLY REP		D		Total
Number of Precincts		1		
Precincts Reporting		1	100.0 %	
Times Counted		76/911	8.3 %	
Total Votes		74		
ALEX ARROYO	D	13	17.57%	
STEPHANIE KIFOWIT	D	35	47.30%	
CAROLE CHENEY	D	26	35.14%	
Write-in Votes		0	0.00%	

D 14TH CONGRESS DIST REP		D		Total
Number of Precincts		1		
Precincts Reporting		1	100.0 %	
Times Counted		76/911	8.3 %	
Total Votes		67		
DENNIS ANDERSON	D	54	80.60%	
JONATHAN FARNICK	D	13	19.40%	

D CIRCUIT COURT CLERK-WILL		D		Total
Number of Precincts		1		
Precincts Reporting		1	100.0 %	
Times Counted		76/911	8.3 %	
Total Votes		68		
PAM MCGUIRE	D	68	100.00%	

D DELGATE CONVENTION -14th		D		Total
Number of Precincts		1		
Precincts Reporting		1	100.0 %	
Times Counted		76/911	8.3 %	
Total Votes		263		
MARK PIETROWSKI	D	55	20.91%	
MARY PLATA	D	56	21.29%	
KASTHURI HENRY	D	49	18.63%	
MARK GUETHLE	D	50	19.01%	
MICHAEL O'CONNELL	D	53	20.15%	

D RECORDER- WILL		D		Total
Number of Precincts		1		
Precincts Reporting		1	100.0 %	
Times Counted		76/911	8.3 %	
Total Votes		67		
KAREN STUKEL	D	67	100.00%	

D STATE'S ATTY-WILL		D		Total
Number of Precincts		1		
Precincts Reporting		1	100.0 %	
Times Counted		76/911	8.3 %	
Total Votes		63		
JAMES GLASGOW	D	63	100.00%	

Election Summary Report

City of Aurora, IL

General Primary

Summary For Ward 09 Pct 07, All Counters, All Races

MARCH 20, 2012

OFFICIAL RESULTS

WILL COUNTY

Date:04/03/12

Time:20:21:02

Page:2 of 4

Registered Voters 911 - Cards Cast 163 17.89%

Num. Report Precinct 1 - Num. Reporting 1 100.00%

D AUDITOR- WILL		D		Total
Number of Precincts				1
Precincts Reporting				1 100.0 %
Times Counted		76/911		8.3 %
Total Votes				61
DUFFY BLACKBURN	D			61 100.00%

D CORONER- WILL		D		Total
Number of Precincts				1
Precincts Reporting				1 100.0 %
Times Counted		76/911		8.3 %
Total Votes				63
PATRICK O'NEIL	D			63 100.00%

D CEO- WILL		D		Total
Number of Precincts				1
Precincts Reporting				1 100.0 %
Times Counted		76/911		8.3 %
Total Votes				66
LARRY WALSH	D			34 51.52%
LEO THOMPSON JR.	D			32 48.48%

D WILL CNTY BRD DIST 5		D		Total
Number of Precincts				1
Precincts Reporting				1 100.0 %
Times Counted		76/911		8.3 %
Total Votes				61
MIKE COSTELLO	D			61 100.00%

R U.S. PRESIDENT		R		Total
Number of Precincts				1
Precincts Reporting				1 100.0 %
Times Counted		81/911		8.9 %
Total Votes				80
MITT ROMNEY	R			34 42.50%
RON PAUL	R			8 10.00%
RICK PERRY	R			1 1.25%
NEWT GINGRICH	R			6 7.50%
CHARLES ROEMER	R			0 0.00%
RICK SANTORUM	R			31 38.75%

R PRESIDENT 14TH CONG		R		Total
Number of Precincts				1
Precincts Reporting				1 100.0 %
Times Counted		81/911		8.9 %
Total Votes				80
MITT ROMNEY	R			34 42.50%
RON PAUL	R			8 10.00%
RICK PERRY	R			1 1.25%
NEWT GINGRICH	R			6 7.50%
CHARLES ROEMER	R			0 0.00%
RICK SANTORUM	R			31 38.75%

R 14TH CONGRESS DIST REP		R		Total
Number of Precincts				1
Precincts Reporting				1 100.0 %
Times Counted		81/911		8.9 %
Total Votes				75
RANDY HULTGREN	R			75 100.00%

R DELEGATE CONVENTION 14TH		R		Total
Number of Precincts				1
Precincts Reporting				1 100.0 %
Times Counted		81/911		8.9 %
Total Votes				220
ETHAN HASTERT	R			32 14.55%
WILLIAM LEFEW	R			28 12.73%
GABRIELA WYATT	R			31 14.09%
MATTHEW STERBA	R			7 3.18%
MARK WIDHALM	R			9 4.09%
JUSTIN SMITH	R			8 3.64%
THOMAS SMITH	R			5 2.27%
NICK PROVENZANO	R			5 2.27%
SCOTT GRYDER	R			5 2.27%
AL SALVI	R			29 13.18%
KATHLEEN SALVI	R			31 14.09%
IRENE NAPIER	R			30 13.64%

Election Summary Report
 City of Aurora, IL
 General Primary

Date:04/03/12
 Time:20:21:02
 Page:3 of 4

Summary For Ward 09 Pct 07, All Counters, All Races
 MARCH 20, 2012
 OFFICIAL RESULTS
 WILL COUNTY

Registered Voters 911 - Cards Cast 163 17.89%

Num. Report Precinct 1 - Num. Reporting 1 100.00%

R ALT DELEGATE 14TH R		Total	
Number of Precincts		1	
Precincts Reporting		1	100.0 %
Times Counted	81/911		8.9 %
Total Votes		212	
BRIAN SAGER	R	32	15.09%
MARK SHEPHERD	R	28	13.21%
DANIEL VENTURI	R	30	14.15%
DAN O'BRIEN	R	8	3.77%
ROB PLERUCCI	R	7	3.30%
CALVIN KUNKEL	R	7	3.30%
STEVE BISHOP	R	4	1.89%
DOUG BOOTH	R	5	2.36%
MIKE SHORTEN	R	4	1.89%
CHARLES BACON	R	29	13.68%
TERRY HUNT	R	29	13.68%
NANCY WEBER	R	29	13.68%

R RECORDER- WILL R		Total	
Number of Precincts		1	
Precincts Reporting		1	100.0 %
Times Counted	81/911		8.9 %
Total Votes		71	
LAURIE MCPHILLIPS	R	71	100.00%

R STATE'S ATTY-WILL R		Total	
Number of Precincts		1	
Precincts Reporting		1	100.0 %
Times Counted	81/911		8.9 %
Total Votes		70	
DAVE CARLSON	R	70	100.00%

R AUDITOR- WILL R		Total	
Number of Precincts		1	
Precincts Reporting		1	100.0 %
Times Counted	81/911		8.9 %
Total Votes		70	
MARK BATINICK	R	70	100.00%

R ST SENATOR- 42ND DIST R		Total	
Number of Precincts		1	
Precincts Reporting		1	100.0 %
Times Counted	81/911		8.9 %
Total Votes		70	
PETER HURTADO	R	70	100.00%

R CORONER- WILL R		Total	
Number of Precincts		1	
Precincts Reporting		1	100.0 %
Times Counted	81/911		8.9 %
Total Votes		68	
CHARLES LYONS	R	68	100.00%

R 84TH GEN ASSEMBLY REP R		Total	
Number of Precincts		1	
Precincts Reporting		1	100.0 %
Times Counted	81/911		8.9 %
Total Votes		71	
PATRICIA FEE	R	71	100.00%

R CBO- WILL R		Total	
Number of Precincts		1	
Precincts Reporting		1	100.0 %
Times Counted	81/911		8.9 %
Total Votes		71	
CORY SINGER	R	71	100.00%

R CIRCUIT COURT CLERK-WILL R		Total	
Number of Precincts		1	
Precincts Reporting		1	100.0 %
Times Counted	81/911		8.9 %
Total Votes		69	
MARLENE CARLSON	R	69	100.00%

R WILL CNTY BRD DIST 5 R		Total	
Number of Precincts		1	
Precincts Reporting		1	100.0 %
Times Counted	81/911		8.9 %
Total Votes		124	
LEE GOODSON	R	65	52.42%
JOHN ARGOUEDELIS	R	59	47.58%

Election Summary Report

City of Aurora, IL

General Primary

Summary For Ward 09 Pct 07, All Counters, All Races

MARCH 20, 2012

OFFICIAL RESULTS

WILL COUNTY

Date:04/03/12

Time:20:21:02

Page:4 of 4

Registered Voters 911 - Cards Cast 163 17.89%

Num. Report Precinct 1 - Num. Reporting 1 100.00%

R Ward 09 Pct 07		R	Total
COMMITTEEMAN			
Number of Precincts		1	
Precincts Reporting		1	100.0 %
Times Counted	81/911		8.9 %
Total Votes		18	
BILL SCHROEDER (WI)		13	72.22%
Write-in Votes		5	27.78%

ELECTRICITY REFERENDUM		Total
Number of Precincts		1
Precincts Reporting		1 100.0 %
Times Counted	163/911	17.9 %
Total Votes		154
YES/SI		89 57.79%
NO/NO		65 42.21%

Election Summary Report

City of Aurora, IL

General Primary

Summary For Ward 09 Pct 08, All Counters, All Races

MARCH 20, 2012

OFFICIAL RESULTS

WILL COUNTY

Date:04/03/12

Time:20:21:14

Page:1 of 4

Registered Voters 921 - Cards Cast 107 11.62%

Num. Report Precinct 1 - Num. Reporting 1 100.00%

D U.S. PRESIDENT		D		Total
Number of Precincts		1		
Precincts Reporting		1	100.0 %	
Times Counted		44/921	4.8 %	
Total Votes		43		
BARACK OBAMA	D	43	100.00%	
RANDALL TERRY (WI)		0	0.00%	
JOHN J.POLACKEK (WI)		0	0.00%	
Write-in Votes		0	0.00%	

D ST SENATOR- 42ND DIST		D		Total
Number of Precincts		1		
Precincts Reporting		1	100.0 %	
Times Counted		44/921	4.8 %	
Total Votes		34		
LINDA HOLMES	D	34	100.00%	

D PRESIDENT 14TH CONG		D		Total
Number of Precincts		1		
Precincts Reporting		1	100.0 %	
Times Counted		44/921	4.8 %	
Total Votes		43		
BARACK OBAMA	D	43	100.00%	
RANDALL TERRY (WI)		0	0.00%	
JOHN J.POLACKEK (WI)		0	0.00%	
Write-in Votes		0	0.00%	

D ST SENATOR - 49TH DIST		D		Total
Number of Precincts		1		
Precincts Reporting		1	100.0 %	
Times Counted		0/0		
Total Votes		0		
J BERTINO-TARRANT	D	0	N/A	

D 14TH CONGRESS DIST REP		D		Total
Number of Precincts		1		
Precincts Reporting		1	100.0 %	
Times Counted		44/921	4.8 %	
Total Votes		36		
DENNIS ANDERSON	D	25	69.44%	
JONATHAN FARNICK	D	11	30.56%	

D 84TH GEN ASSEMBLY REP		D		Total
Number of Precincts		1		
Precincts Reporting		1	100.0 %	
Times Counted		44/921	4.8 %	
Total Votes		44		
ALEX ARROYO	D	14	31.82%	
STEPHANIE KIFOWIT	D	15	34.09%	
CAROLE CHENEY	D	15	34.09%	
Write-in Votes		0	0.00%	

D DELEGATE CONVENTION -14th		D		Total
Number of Precincts		1		
Precincts Reporting		1	100.0 %	
Times Counted		44/921	4.8 %	
Total Votes		158		
MARK PIETROWSKI	D	30	18.99%	
MARY PLATA	D	34	21.52%	
KASTHURI HENRY	D	29	18.35%	
MARK GUETHLE	D	31	19.62%	
MICHAEL O'CONNELL	D	34	21.52%	

D CIRCUIT COURT CLERK-WILL D		D		Total
Number of Precincts		1		
Precincts Reporting		1	100.0 %	
Times Counted		44/921	4.8 %	
Total Votes		34		
PAM MCGUIRE	D	34	100.00%	

D RECORDER- WILL		D		Total
Number of Precincts		1		
Precincts Reporting		1	100.0 %	
Times Counted		44/921	4.8 %	
Total Votes		34		
KAREN STUKEL	D	34	100.00%	

Election Summary Report

City of Aurora, IL

General Primary

Summary For Ward 09 Pct 08, All Counters, All Races

MARCH 20, 2012

OFFICIAL RESULTS

WILL COUNTY

Date:04/03/12

Time:20:21:14

Page:2 of 4

Registered Voters 921 - Cards Cast 107 11.62%

Num. Report Precinct 1 - Num. Reporting 1 100.00%

D STATE'S ATTY-WILL		D		Total
Number of Precincts		1		
Precincts Reporting		1	100.0 %	
Times Counted		44/921	4.8 %	
Total Votes		34		
JAMES GLASGOW	D	34	100.00%	

D AUDITOR- WILL		D		Total
Number of Precincts		1		
Precincts Reporting		1	100.0 %	
Times Counted		44/921	4.8 %	
Total Votes		34		
DUFFY BLACKBURN	D	34	100.00%	

D CORONER- WILL		D		Total
Number of Precincts		1		
Precincts Reporting		1	100.0 %	
Times Counted		44/921	4.8 %	
Total Votes		34		
PATRICK O'NEIL	D	34	100.00%	

D CEO- WILL		D		Total
Number of Precincts		1		
Precincts Reporting		1	100.0 %	
Times Counted		44/921	4.8 %	
Total Votes		37		
LARRY WALSH	D	23	62.16%	
LBO THOMPSON JR.	D	14	37.84%	

D WILL CNTY BRD DIST 5		D		Total
Number of Precincts		1		
Precincts Reporting		1	100.0 %	
Times Counted		44/921	4.8 %	
Total Votes		29		
MIKE COSTELLO	D	29	100.00%	

R U.S. PRESIDENT		R		Total
Number of Precincts		1		
Precincts Reporting		1	100.0 %	
Times Counted		62/921	6.7 %	
Total Votes		62		
MITT ROMNEY	R	27	43.55%	
RON PAUL	R	8	12.90%	
RICK PERRY	R	1	1.61%	
NEWT GINGRICH	R	2	3.23%	
CHARLES ROEMER	R	0	0.00%	
RICK SANTORUM	R	24	38.71%	

R PRESIDENT 14TH CONG		R		Total
Number of Precincts		1		
Precincts Reporting		1	100.0 %	
Times Counted		62/921	6.7 %	
Total Votes		62		
MITT ROMNEY	R	27	43.55%	
RON PAUL	R	8	12.90%	
RICK PERRY	R	1	1.61%	
NEWT GINGRICH	R	2	3.23%	
CHARLES ROEMER	R	0	0.00%	
RICK SANTORUM	R	24	38.71%	

R 14TH CONGRESS DIST REP		R		Total
Number of Precincts		1		
Precincts Reporting		1	100.0 %	
Times Counted		62/921	6.7 %	
Total Votes		58		
RANDY HULTGREN	R	58	100.00%	

Election Summary Report
 City of Aurora, IL
 General Primary

Date:04/03/12
 Time:20:21:14
 Page:3 of 4

Summary For Ward 09 Pct 08, All Counters, All Races
 MARCH 20, 2012
 OFFICIAL RESULTS
 WILL COUNTY

Registered Voters 921 - Cards Cast 107 11.62%

Num. Report Precinct 1 - Num. Reporting 1 100.00%

R DELEGATE CONVENTION 14TH		R		Total
Number of Precincts				1
Precincts Reporting		1	100.0 %	
Times Counted		62/921	6.7 %	
Total Votes				174
ETHAN HASTERT	R	27	15.52%	
WILLIAM LEFEW	R	25	14.37%	
GABRIELA WYATT	R	26	14.94%	
MATTHEW STERBA	R	9	5.17%	
MARK WIDHALM	R	9	5.17%	
JUSTIN SMITH	R	11	6.32%	
THOMAS SMITH	R	2	1.15%	
NICK PROVENZANO	R	2	1.15%	
SCOTT GRYDER	R	2	1.15%	
AL SALVI	R	19	10.92%	
KATHLEEN SALVI	R	23	13.22%	
IRENE NAPIER	R	19	10.92%	

R ST SENATOR - 49TH DIST		R		Total
Number of Precincts				1
Precincts Reporting		1	100.0 %	
Times Counted		0/0		
Total Votes				0
BRIAN SMITH	R	0	N/A	
GARY FITZGERALD	R	0	N/A	
GARRETT PECK	R	0	N/A	
J. ANTHONY GILES	R	0	N/A	

R 84TH GEN ASSEMBLY REP		R		Total
Number of Precincts				1
Precincts Reporting		1	100.0 %	
Times Counted		62/921	6.7 %	
Total Votes				53
PATRICIA FEE	R	53	100.00%	

R ALT DELEGATE 14TH		R		Total
Number of Precincts				1
Precincts Reporting		1	100.0 %	
Times Counted		62/921	6.7 %	
Total Votes				178
BRIAN SAGER	R	23	12.92%	
MARK SHEPHERD	R	25	14.04%	
DANIEL VENTURI	R	25	14.04%	
DAN O'BRIEN	R	10	5.62%	
ROB PLEUCCI	R	9	5.06%	
CALVIN KUNKEL	R	10	5.62%	
STEVE BISHOP	R	2	1.12%	
DOUG BOOTH	R	3	1.69%	
MIKE SHORTEN	R	2	1.12%	
CHARLES BACON	R	21	11.80%	
TERRY HUNT	R	24	13.48%	
NANCY WEBER	R	24	13.48%	

R 97TH GEN ASSEMBLY REP		R		Total
Number of Precincts				1
Precincts Reporting		1	100.0 %	
Times Counted		0/0		
Total Votes				0
TOM CROSS	R	0	N/A	

R CIRCUIT COURT CLERK-WILL		R		Total
Number of Precincts				1
Precincts Reporting		1	100.0 %	
Times Counted		62/921	6.7 %	
Total Votes				54
MARLENE CARLSON	R	54	100.00%	

R RECORDER- WILL		R		Total
Number of Precincts				1
Precincts Reporting		1	100.0 %	
Times Counted		62/921	6.7 %	
Total Votes				54
LAURIE MCPHILLIPS	R	54	100.00%	

R ST SENATOR- 42ND DIST		R		Total
Number of Precincts				1
Precincts Reporting		1	100.0 %	
Times Counted		62/921	6.7 %	
Total Votes				55
PETER HURTADO	R	55	100.00%	

Election Summary Report

City of Aurora, IL

General Primary

Summary For Ward 09 Pct 08, All Counters, All Races

MARCH 20, 2012

OFFICIAL RESULTS

WILL COUNTY

Date:04/03/12

Time:20:21:14

Page:4 of 4

Registered Voters 921 - Cards Cast 107 11.62%

Num. Report Precinct 1 - Num. Reporting 1 100.00%

R STATE'S ATTY-WILL		R		Total
Number of Precincts				1
Precincts Reporting				1 100.0 %
Times Counted		62/921	6.7 %	
Total Votes				55
DAVE CARLSON	R			55 100.00%

ELBCTRICITY REFERENDUM		Total
Number of Precincts		1
Precincts Reporting		1 100.0 %
Times Counted		107/921 11.6 %
Total Votes		99
YES/SI		57 57.58%
NO/NO		42 42.42%

R AUDITOR- WILL		R		Total
Number of Precincts				1
Precincts Reporting				1 100.0 %
Times Counted		62/921	6.7 %	
Total Votes				54
MARK BATINICK	R			54 100.00%

R CORONER- WILL		R		Total
Number of Precincts				1
Precincts Reporting				1 100.0 %
Times Counted		62/921	6.7 %	
Total Votes				54
CHARLES LYONS	R			54 100.00%

R CEO- WILL		R		Total
Number of Precincts				1
Precincts Reporting				1 100.0 %
Times Counted		62/921	6.7 %	
Total Votes				53
CORY SINGER	R			53 100.00%

R WILL CNTY BRD DIST 5		R		Total
Number of Precincts				1
Precincts Reporting				1 100.0 %
Times Counted		62/921	6.7 %	
Total Votes				96
LEE GOODSON	R			50 52.08%
JOHN ARGOUDELIS	R			46 47.92%



Nancy Schultz Voots

W I L L C O U N T Y C L E R K



Democratic Party

**WRITE-IN
VOTES**



Official Write-In Results
March 20, 2012 General Primary Election

Summary Totals

<u>Name</u>	<u>Office</u>	<u>Total Votes</u>
Randall Terry	President of the United States (Democratic)	8
Diane M. Harris	Representative in Congress - 11th Cong Dist (Republican)	28
Mark Mastrogiovanni	Representative in Congress - 14th Cong Dist (Republican)	1
Duane Bradley	State Senator - 41st Legislative Dist (Republican)	0
Michael Dinger	County Board Member - District 8 (Republican)	1
Ignacio G. "Jerry" Ramirez	County Board Member - District 9 (Republican)	57
Paul Siegel	County Board Member - District 9 (Republican)	16
Tracey Mayfield	Republican Precinct Committeeman, DuPage Pct. 008	1
Jeanette P. Shores	Democratic Precinct Committeeman, DuPage Pct. 010	5
Sherri Penrod	Republican Precinct Committeeman, DuPage Pct. 013	1
Talat Rashid	Republican Precinct Committeeman, DuPage Pct. 015	3
Susan R. McCauley	Republican Precinct Committeeman, DuPage Pct. 016	14
Roger Svinning	Republican Precinct Committeeman, DuPage Pct. 022	0
Traci Cosgrove Falese	Republican Precinct Committeeman, DuPage Pct. 023	7
Lynne Woodard	Republican Precinct Committeeman, DuPage Pct. 030	0
Patrick Murtaugh	Republican Precinct Committeeman, DuPage Pct. 037	3
David Gorman	Republican Precinct Committeeman, Joliet Pct. 004	0
Sandra Dunnagan	Republican Precinct Committeeman, Joliet Pct. 009	2
Ryan Martin Alm	Republican Precinct Committeeman, Joliet Pct. 011	2
John Archambeault	Republican Precinct Committeeman, Joliet Pct. 018	57
Harvey E. Huckstep	Republican Precinct Committeeman, Joliet Pct. 030	12
Ken Griffin	Democratic Precinct Committeeman, Lockport Pct. 009	20
Paul Siegel	Republican Precinct Committeeman, Lockport Pct. 015	0
Melissa Chovan	Republican Precinct Committeeman, Lockport Pct. 020	1
Joe L. Tucker, Sr.	Democratic Precinct Committeeman, Lockport Pct. 024	22
Anthony Raczek	Republican Precinct Committeeman, Monee Pct. 003	10



Nancy Schultz Voots

W I L L C O U N T Y C L E R K

James P. Stevenson	Democratic Precinct Committeeman, New Lenox Pct. 016	2
Erin Kljaich	Republican Precinct Committeeman, Plainfield Pct. 019	8
Diane Brandolino	Republican Precinct Committeeman, Troy Pct. 006	8
Daniel Warren	Republican Precinct Committeeman, Troy Pct. 007	5
John Stiglich	Republican Precinct Committeeman, Troy Pct. 010	4
Anne Carney	Republican Precinct Committeeman, Troy Pct. 016	2
Amy Melton	Republican Precinct Committeeman, Troy Pct. 019	0
Michael A. Crockett	Republican Precinct Committeeman, Wheatland Pct. 012	9
Charles Miller	Republican Precinct Committeeman, Wheatland Pct. 028	1



Board of Election Commissioners

OF THE CITY OF AURORA, ILLINOIS 60506
323 WEST GALENA BOULEVARD
TEL: 630-897-4030 - FAX: 630-897-4060
www.auroravotes.org

Commissioners:

Leah Anderson- *Chairman*
Michael McCoy-*Vice Chairman*
Lillian Perry -*Secretary*

Hon. Thomas E. Mueller
Circuit Judge
Patrick K. Bond
Legal Counsel
Linda M. Fechner
Executive Director

Official Write- In Candidate Results General Primary Election March 20, 2012

The following is the official write-in votes cast at the March 20, 2012 General Primary Election held in the City of Aurora, Illinois. Only Valid write-In votes for official write-in candidates are considered.

<u>OFFICE</u>	<u>PARTY</u>	<u>NAME OF CANDIDATE</u>	<u>VOTES CAST</u>
PRESIDENT	DEMOCRAT	JOHN JOSEPH POLACKEK	1
PRESIDENT	DEMOCRAT	RANDALL TERRY	0
11 TH CONGRESSIONAL	REPUBLICAN	DIANE HARRIS	1
PCT COMM W3P3	DEMOCRAT	WILLIE "BILL" TODD	3
PCT COMM W7P4	DEMOCRAT	AMBRA JONES	8
PCT COMM W7P5	DEMOCRAT	DOROTHY M. JONES	3
PCT COMM W7P7	DEMOCRAT	ANDREW I BURT	11
PCT COMM W9P5	REPUBLICAN	DARREN BENNEFIELD	40
PCT COMM W9P7	REPULICAN	BILL SCHROEDER	13



**Official Write-In Results
March 20, 2012 General Primary Election**

**Randall Terry
President of the United States (Democratic)**

<u>Precincts</u>	<u>Election Night</u>	<u>Central Count</u>	<u>Provisional & Grace Period</u>	<u>TOTAL VOTES</u>
Channahon Pct. 001	0	0	0	0
Channahon Pct. 002	0	0	0	0
Channahon Pct. 003	0	0	0	0
Channahon Pct. 004	0	0	0	0
Channahon Pct. 005	0	0	0	0
Crete Pct. 001	0	0	0	0
Crete Pct. 002	0	0	0	0
Crete Pct. 003	0	0	0	0
Crete Pct. 004	0	0	0	0
Crete Pct. 005	0	0	0	0
Crete Pct. 006	0	0	0	0
Crete Pct. 007	0	0	0	0
Crete Pct. 008	0	0	0	0
Crete Pct. 009	0	0	0	0
Crete Pct. 010	0	0	0	0
Crete Pct. 011	0	0	0	0
Crete Pct. 012	0	0	0	0
Custer Pct. 001	0	0	0	0
DuPage Pct. 001	0	0	0	0
DuPage Pct. 002	0	0	0	0
DuPage Pct. 003	0	0	0	0
DuPage Pct. 004	0	0	0	0
DuPage Pct. 005	0	0	0	0
DuPage Pct. 006	0	0	0	0
DuPage Pct. 007	0	0	0	0
DuPage Pct. 008	0	0	0	0
DuPage Pct. 009	0	0	0	0
DuPage Pct. 010	0	0	0	0
DuPage Pct. 011	0	0	0	0
DuPage Pct. 012	0	0	0	0
DuPage Pct. 013	0	0	0	0
DuPage Pct. 014	0	0	0	0
DuPage Pct. 015	0	0	0	0
DuPage Pct. 016	0	0	0	0
DuPage Pct. 017	0	0	0	0
DuPage Pct. 018	0	0	0	0



Nancy Schultz Voots

W I L L C O U N T Y C L E R K

DuPage Pct. 019	0	0	0	0
DuPage Pct. 020	1	0	0	1
DuPage Pct. 021	0	0	0	0
DuPage Pct. 022	0	0	0	0
DuPage Pct. 023	0	0	0	0
DuPage Pct. 024	0	0	0	0
DuPage Pct. 025	0	0	0	0
DuPage Pct. 026	0	0	0	0
DuPage Pct. 027	0	0	0	0
DuPage Pct. 028	0	0	0	0
DuPage Pct. 029	0	0	0	0
DuPage Pct. 030	0	0	0	0
DuPage Pct. 031	0	0	0	0
DuPage Pct. 032	0	0	0	0
DuPage Pct. 033	0	0	0	0
DuPage Pct. 034	0	0	0	0
DuPage Pct. 035	0	0	0	0
DuPage Pct. 036	0	0	0	0
DuPage Pct. 037	0	0	0	0
Florence Pct. 001	0	0	0	0
Frankfort Pct. 001	0	0	0	0
Frankfort Pct. 002	0	0	0	0
Frankfort Pct. 003	0	0	0	0
Frankfort Pct. 004	0	0	0	0
Frankfort Pct. 005	0	0	0	0
Frankfort Pct. 006	0	0	0	0
Frankfort Pct. 007	0	0	0	0
Frankfort Pct. 008	0	0	0	0
Frankfort Pct. 009	0	0	0	0
Frankfort Pct. 010	0	0	0	0
Frankfort Pct. 011	0	0	0	0
Frankfort Pct. 012	0	0	0	0
Frankfort Pct. 013	0	0	0	0
Frankfort Pct. 014	0	0	0	0
Frankfort Pct. 015	0	0	0	0
Frankfort Pct. 016	0	0	0	0
Frankfort Pct. 017	0	0	0	0
Frankfort Pct. 018	0	0	0	0
Frankfort Pct. 019	0	0	0	0
Frankfort Pct. 020	1	0	0	1
Frankfort Pct. 021	0	0	0	0
Frankfort Pct. 022	0	0	0	0
Frankfort Pct. 023	0	0	0	0
Frankfort Pct. 024	0	0	0	0
Frankfort Pct. 025	0	0	0	0



Nancy Schultz Voots

W I L L C O U N T Y C L E R K

Frankfort Pct. 026	0	0	0	0
Frankfort Pct. 027	0	0	0	0
Frankfort Pct. 028	0	0	0	0
Frankfort Pct. 029	0	0	0	0
Green Garden Pct. 001	0	0	0	0
Green Garden Pct. 002	0	0	0	0
Homer Pct. 001	0	0	0	0
Homer Pct. 002	0	0	0	0
Homer Pct. 003	0	0	0	0
Homer Pct. 004	0	0	0	0
Homer Pct. 005	0	0	0	0
Homer Pct. 006	0	0	0	0
Homer Pct. 007	0	0	0	0
Homer Pct. 008	0	0	0	0
Homer Pct. 009	0	0	0	0
Homer Pct. 010	0	0	0	0
Homer Pct. 011	0	0	0	0
Homer Pct. 012	0	0	0	0
Homer Pct. 013	0	0	0	0
Homer Pct. 014	0	0	0	0
Homer Pct. 015	0	0	0	0
Homer Pct. 016	0	0	0	0
Homer Pct. 017	0	0	0	0
Homer Pct. 018	0	0	0	0
Jackson Pct. 001	0	0	0	0
Jackson Pct. 002	0	0	0	0
Joliet Pct. 001	0	0	0	0
Joliet Pct. 002	0	0	0	0
Joliet Pct. 003	0	0	0	0
Joliet Pct. 004	0	0	0	0
Joliet Pct. 005	0	0	0	0
Joliet Pct. 006	0	0	0	0
Joliet Pct. 007	0	0	0	0
Joliet Pct. 008	0	0	0	0
Joliet Pct. 009	0	0	0	0
Joliet Pct. 010	0	0	0	0
Joliet Pct. 011	0	0	0	0
Joliet Pct. 012	0	0	0	0
Joliet Pct. 013	0	0	0	0
Joliet Pct. 014	0	0	0	0
Joliet Pct. 015	0	0	0	0
Joliet Pct. 016	0	0	0	0
Joliet Pct. 017	0	0	0	0
Joliet Pct. 018	0	0	0	0
Joliet Pct. 019	0	0	0	0



Nancy Schultz Voots

W I L L C O U N T Y C L E R K

Joliet Pct. 020	0	0	0	0
Joliet Pct. 021	0	0	0	0
Joliet Pct. 022	0	0	0	0
Joliet Pct. 023	0	0	0	0
Joliet Pct. 024	0	0	0	0
Joliet Pct. 025	0	0	0	0
Joliet Pct. 026	0	0	0	0
Joliet Pct. 027	0	0	0	0
Joliet Pct. 028	0	0	0	0
Joliet Pct. 029	0	0	0	0
Joliet Pct. 030	0	0	0	0
Joliet Pct. 031	0	0	0	0
Joliet Pct. 032	0	0	0	0
Joliet Pct. 033	0	0	0	0
Joliet Pct. 034	0	0	0	0
Joliet Pct. 035	0	0	0	0
Joliet Pct. 036	0	0	0	0
Joliet Pct. 037	0	0	0	0
Lockport Pct. 001	0	0	0	0
Lockport Pct. 002	0	0	0	0
Lockport Pct. 003	0	0	0	0
Lockport Pct. 004	0	0	0	0
Lockport Pct. 005	0	0	0	0
Lockport Pct. 006	0	0	0	0
Lockport Pct. 007	0	0	0	0
Lockport Pct. 008	0	0	0	0
Lockport Pct. 009	0	0	0	0
Lockport Pct. 010	0	0	0	0
Lockport Pct. 011	0	0	0	0
Lockport Pct. 012	0	0	0	0
Lockport Pct. 013	0	0	0	0
Lockport Pct. 014	0	0	0	0
Lockport Pct. 015	0	0	0	0
Lockport Pct. 016	0	0	0	0
Lockport Pct. 017	0	0	0	0
Lockport Pct. 018	0	0	0	0
Lockport Pct. 019	0	0	0	0
Lockport Pct. 020	0	0	0	0
Lockport Pct. 021	0	0	0	0
Lockport Pct. 022	0	0	0	0
Lockport Pct. 023	0	0	0	0
Lockport Pct. 024	0	0	0	0
Manhattan Pct. 001	0	0	0	0
Manhattan Pct. 002	0	0	0	0
Manhattan Pct. 003	0	0	0	0



Nancy Schultz Voots

W I L L C O U N T Y C L E R K

Manhattan Pct. 004	0	0	0	0
Monee Pct. 001	0	0	0	0
Monee Pct. 002	0	0	0	0
Monee Pct. 003	0	0	0	0
Monee Pct. 004	0	0	0	0
Monee Pct. 005	0	0	0	0
Monee Pct. 006	0	0	0	0
Monee Pct. 007	0	0	0	0
Monee Pct. 008	0	0	0	0
New Lenox Pct. 001	0	0	0	0
New Lenox Pct. 002	0	0	0	0
New Lenox Pct. 003	0	0	0	0
New Lenox Pct. 004	0	0	0	0
New Lenox Pct. 005	0	0	0	0
New Lenox Pct. 006	0	0	0	0
New Lenox Pct. 007	0	0	0	0
New Lenox Pct. 008	0	0	0	0
New Lenox Pct. 009	0	0	0	0
New Lenox Pct. 010	0	0	0	0
New Lenox Pct. 011	0	0	0	0
New Lenox Pct. 012	0	0	0	0
New Lenox Pct. 013	0	0	0	0
New Lenox Pct. 014	0	0	0	0
New Lenox Pct. 015	0	0	0	0
New Lenox Pct. 016	0	0	0	0
New Lenox Pct. 017	0	0	0	0
New Lenox Pct. 018	0	0	0	0
New Lenox Pct. 019	0	0	0	0
New Lenox Pct. 020	0	0	0	0
Peotone Pct. 001	0	0	0	0
Peotone Pct. 002	0	0	0	0
Plainfield Pct. 001	0	0	0	0
Plainfield Pct. 002	0	0	0	0
Plainfield Pct. 003	0	0	0	0
Plainfield Pct. 004	0	0	0	0
Plainfield Pct. 005	0	0	0	0
Plainfield Pct. 006	0	0	0	0
Plainfield Pct. 007	0	0	0	0
Plainfield Pct. 008	0	0	0	0
Plainfield Pct. 009	0	0	0	0
Plainfield Pct. 010	0	0	0	0
Plainfield Pct. 011	0	0	0	0
Plainfield Pct. 012	0	0	0	0
Plainfield Pct. 013	0	0	0	0
Plainfield Pct. 014	0	0	0	0



Nancy Schultz Voots

W I L L C O U N T Y C L E R K

Plainfield Pct. 015	0	0	0	0
Plainfield Pct. 016	0	0	0	0
Plainfield Pct. 017	0	0	0	0
Plainfield Pct. 018	0	0	0	0
Plainfield Pct. 019	0	0	0	0
Plainfield Pct. 020	0	0	0	0
Plainfield Pct. 021	0	0	0	0
Plainfield Pct. 022	0	0	0	0
Plainfield Pct. 023	0	0	0	0
Plainfield Pct. 024	0	0	0	0
Plainfield Pct. 025	0	0	0	0
Plainfield Pct. 026	0	0	0	0
Plainfield Pct. 027	0	0	0	0
Plainfield Pct. 028	0	0	0	0
Plainfield Pct. 029	0	0	0	0
Plainfield Pct. 030	0	0	0	0
Plainfield Pct. 031	0	0	0	0
Plainfield Pct. 032	0	0	0	0
Plainfield Pct. 033	0	0	0	0
Plainfield Pct. 034	0	0	0	0
Plainfield Pct. 035	0	0	0	0
Plainfield Pct. 036	0	0	0	0
Reed Pct. 001	0	0	0	0
Reed Pct. 002	0	0	0	0
Reed Pct. 003	0	0	0	0
Troy Pct. 001	0	0	0	0
Troy Pct. 002	0	0	0	0
Troy Pct. 003	0	0	0	0
Troy Pct. 004	0	0	0	0
Troy Pct. 005	0	0	0	0
Troy Pct. 006	0	0	0	0
Troy Pct. 007	0	0	0	0
Troy Pct. 008	0	0	0	0
Troy Pct. 009	0	0	0	0
Troy Pct. 010	0	0	0	0
Troy Pct. 011	0	0	0	0
Troy Pct. 012	0	0	0	0
Troy Pct. 013	0	0	0	0
Troy Pct. 014	0	0	0	0
Troy Pct. 015	0	0	0	0
Troy Pct. 016	0	0	0	0
Troy Pct. 017	0	0	0	0
Troy Pct. 018	0	0	0	0
Troy Pct. 019	0	0	0	0
Troy Pct. 020	0	0	0	0



Nancy Schultz Voots

W I L L C O U N T Y C L E R K

Troy Pct. 021	0	0	0	0			
Troy Pct. 022	0	0	0	0			
Troy Pct. 023	0	0	0	0			
Washington Pct. 001	0	0	0	0			
Washington Pct. 002	0	0	0	0			
Washington Pct. 003	0	0	0	0			
Wesley Pct. 001	6	0	0	6			
Wheatland Pct. 001	0	0	0	0			
Wheatland Pct. 002	0	0	0	0			
Wheatland Pct. 003	0	0	0	0			
Wheatland Pct. 004	0	0	0	0			
Wheatland Pct. 005	0	0	0	0			
Wheatland Pct. 006	0	0	0	0			
Wheatland Pct. 007	0	0	0	0			
Wheatland Pct. 008	0	0	0	0			
Wheatland Pct. 009	0	0	0	0			
Wheatland Pct. 010	0	0	0	0			
Wheatland Pct. 011	0	0	0	0			
Wheatland Pct. 012	0	0	0	0			
Wheatland Pct. 013	0	0	0	0			
Wheatland Pct. 014	0	0	0	0			
Wheatland Pct. 015	0	0	0	0			
Wheatland Pct. 016	0	0	0	0			
Wheatland Pct. 017	0	0	0	0			
Wheatland Pct. 018	0	0	0	0			
Wheatland Pct. 019	0	0	0	0			
Wheatland Pct. 020	0	0	0	0			
Wheatland Pct. 021	0	0	0	0			
Wheatland Pct. 022	0	0	0	0			
Wheatland Pct. 023	0	0	0	0			
Wheatland Pct. 024	0	0	0	0			
Wheatland Pct. 025	0	0	0	0			
Wheatland Pct. 026	0	0	0	0			
Wheatland Pct. 027	0	0	0	0			
Wheatland Pct. 028	0	0	0	0			
Wheatland Pct. 029	0	0	0	0			
Wheatland Pct. 030	0	0	0	0			
Will Pct. 001	0	0	0	0			
Wilmington Pct. 001	0	0	0	0			
Wilmington Pct. 002	0	0	0	0			
Wilmington Pct. 003	0	0	0	0			
Wilton Pct. 001	0	0	0	0			
EN:	8	CC:	0	GP:	0	GT:	8



**Official Write-In Results
March 20, 2012 General Primary Election**

**Diane M. Harris
Representative in Congress - 11th Congressional Dist (Republican)**

<u>Precincts</u>	<u>Election Night</u>	<u>Central Count</u>	<u>Provisional & Grace Period</u>	<u>TOTAL VOTES</u>
DuPage Pct. 001	1	0	0	1
DuPage Pct. 002	0	0	0	0
DuPage Pct. 003	0	0	0	0
DuPage Pct. 004	0	0	0	0
DuPage Pct. 005	0	0	0	0
DuPage Pct. 006	0	0	0	0
DuPage Pct. 007	0	0	0	0
DuPage Pct. 008	0	0	0	0
DuPage Pct. 009	0	0	0	0
DuPage Pct. 010	0	0	0	0
DuPage Pct. 011	0	0	0	0
DuPage Pct. 012	0	0	0	0
DuPage Pct. 013	0	0	0	0
DuPage Pct. 014	0	0	0	0
DuPage Pct. 015	0	0	0	0
DuPage Pct. 016	0	0	0	0
DuPage Pct. 017	0	0	0	0
DuPage Pct. 018	0	0	0	0
DuPage Pct. 019	0	0	0	0
DuPage Pct. 020	0	0	0	0
DuPage Pct. 021	0	0	0	0
DuPage Pct. 022	0	0	0	0
DuPage Pct. 023	0	0	0	0
DuPage Pct. 024	0	0	0	0
DuPage Pct. 025	0	0	0	0
DuPage Pct. 026	0	0	0	0
DuPage Pct. 027	0	0	0	0
DuPage Pct. 028	0	0	0	0
DuPage Pct. 029	0	0	0	0
DuPage Pct. 030	0	0	0	0
DuPage Pct. 031	0	0	0	0
DuPage Pct. 032	1	0	0	1
DuPage Pct. 033	0	0	0	0
DuPage Pct. 034	0	0	0	0
DuPage Pct. 036	0	0	0	0
Jackson Pct. 001	0	0	0	0
Joliet Pct. 001	0	0	0	0



Nancy Schultz Voots

W I L L C O U N T Y C L E R K

Joliet Pct. 002	0	0	0	0
Joliet Pct. 004	0	0	0	0
Joliet Pct. 005	0	0	0	0
Joliet Pct. 006	0	0	0	0
Joliet Pct. 007	0	0	0	0
Joliet Pct. 008	0	0	0	0
Joliet Pct. 009	0	0	0	0
Joliet Pct. 010	0	0	0	0
Joliet Pct. 011	0	0	0	0
Joliet Pct. 012	0	0	0	0
Joliet Pct. 013	0	0	0	0
Joliet Pct. 014	0	0	0	0
Joliet Pct. 015	0	0	0	0
Joliet Pct. 016	0	0	0	0
Joliet Pct. 017	0	0	0	0
Joliet Pct. 018	0	0	0	0
Joliet Pct. 019	0	0	0	0
Joliet Pct. 020	0	0	0	0
Joliet Pct. 021	1	0	0	1
Joliet Pct. 022	0	0	0	0
Joliet Pct. 023	1	1	1	3
Joliet Pct. 024	0	0	0	0
Joliet Pct. 025	0	0	0	0
Joliet Pct. 026	0	0	0	0
Joliet Pct. 027	0	0	0	0
Joliet Pct. 028	0	0	0	0
Joliet Pct. 029	0	0	0	0
Joliet Pct. 030	0	0	0	0
Joliet Pct. 031	2	0	0	2
Joliet Pct. 032	0	0	0	0
Joliet Pct. 033	0	0	0	0
Joliet Pct. 034	0	0	0	0
Joliet Pct. 035	0	0	0	0
Joliet Pct. 036	0	0	0	0
Joliet Pct. 037	2	0	0	2
Lockport Pct. 001	0	0	0	0
Lockport Pct. 006	0	0	0	0
Lockport Pct. 007	0	0	0	0
Lockport Pct. 008	0	0	0	0
Lockport Pct. 009	0	0	0	0
Lockport Pct. 013	0	0	0	0
Lockport Pct. 014	0	0	0	0
Lockport Pct. 020	1	0	0	1
New Lenox Pct. 001	0	0	0	0
New Lenox Pct. 002	0	0	0	0
New Lenox Pct. 003	0	0	0	0



Nancy Schultz Voots

W I L L C O U N T Y C L E R K

New Lenox Pct. 004	0	0	0	0
New Lenox Pct. 005	3	0	0	3
New Lenox Pct. 006	0	0	0	0
New Lenox Pct. 009	1	0	0	1
New Lenox Pct. 010	0	0	0	0
New Lenox Pct. 011	0	0	0	0
New Lenox Pct. 016	1	0	0	1
New Lenox Pct. 018	0	0	0	0
Plainfield Pct. 004	0	0	0	0
Plainfield Pct. 005	0	0	0	0
Plainfield Pct. 006	0	0	0	0
Plainfield Pct. 007	0	0	0	0
Plainfield Pct. 010	0	0	0	0
Plainfield Pct. 011	0	0	0	0
Plainfield Pct. 012	1	0	0	1
Plainfield Pct. 013	0	0	0	0
Plainfield Pct. 014	0	0	0	0
Plainfield Pct. 015	0	0	0	0
Plainfield Pct. 016	1	0	0	1
Plainfield Pct. 017	1	0	0	1
Plainfield Pct. 018	0	0	0	0
Plainfield Pct. 019	1	0	0	1
Plainfield Pct. 020	0	0	0	0
Plainfield Pct. 021	0	0	0	0
Plainfield Pct. 022	0	0	0	0
Plainfield Pct. 023	0	0	0	0
Plainfield Pct. 024	0	0	0	0
Plainfield Pct. 025	0	0	0	0
Plainfield Pct. 026	0	0	0	0
Plainfield Pct. 027	0	0	0	0
Plainfield Pct. 028	0	0	0	0
Plainfield Pct. 029	0	0	0	0
Plainfield Pct. 030	0	0	0	0
Plainfield Pct. 031	0	0	0	0
Plainfield Pct. 032	0	0	0	0
Plainfield Pct. 033	0	0	0	0
Plainfield Pct. 034	0	1	0	1
Plainfield Pct. 035	0	0	0	0
Plainfield Pct. 036	1	0	0	1
Troy Pct. 001	0	0	0	0
Troy Pct. 002	0	0	0	0
Troy Pct. 003	0	0	0	0
Troy Pct. 004	1	0	0	1
Troy Pct. 005	0	0	0	0
Troy Pct. 006	1	0	0	1
Troy Pct. 007	0	0	0	0



Nancy Schultz Voots

W I L L C O U N T Y C L E R K

Troy Pct. 008	0	0	0	0			
Troy Pct. 009	1	0	0	1			
Troy Pct. 010	1	0	0	1			
Troy Pct. 011	0	0	0	0			
Troy Pct. 012	0	2	0	2			
Troy Pct. 013	0	0	0	0			
Troy Pct. 014	0	0	0	0			
Troy Pct. 015	0	0	0	0			
Troy Pct. 016	0	0	0	0			
Troy Pct. 017	0	0	0	0			
Troy Pct. 018	0	0	0	0			
Troy Pct. 019	0	0	0	0			
Troy Pct. 023	0	0	0	0			
Wheatland Pct. 004	0	0	0	0			
Wheatland Pct. 005	0	0	0	0			
Wheatland Pct. 019	0	0	0	0			
Wheatland Pct. 022	0	0	0	0			
Wheatland Pct. 026	0	0	0	0			
Wheatland Pct. 027	0	0	0	0			
EN:	23	CC:	4	GP:	1	GT:	28

Un-Official Write-In Results March 20, 2012 General Primary Election

Mark Mastrogiovanni
Representative in Congress - 14th Congressional Dist (Republican)

<u>Precincts</u>	<u>Election Night</u>	<u>Central Count</u>	<u>Provisional & Grace Period</u>	<u>TOTAL VOTES</u>
Plainfield Pct. 001	0	0	0	0
Plainfield Pct. 002	0	0	0	0
Plainfield Pct. 003	0	0	0	0
Plainfield Pct. 008	0	0	0	0
Plainfield Pct. 009	0	0	0	0
Plainfield Pct. 010	0	0	0	0
Plainfield Pct. 013	0	0	0	0
Troy Pct. 013	0	0	0	0
Troy Pct. 014	0	0	0	0
Troy Pct. 015	0	0	0	0
Troy Pct. 017	0	0	0	0
Troy Pct. 020	0	0	0	0
Troy Pct. 021	0	0	0	0



Nancy Schultz Voots

W I L L C O U N T Y C L E R K

Troy Pct. 022	0	0	0	0			
Wheatland Pct. 001	0	0	0	0			
Wheatland Pct. 002	0	0	0	0			
Wheatland Pct. 003	0	0	0	0			
Wheatland Pct. 006	0	0	0	0			
Wheatland Pct. 007	0	0	0	0			
Wheatland Pct. 008	0	0	0	0			
Wheatland Pct. 009	0	0	0	0			
Wheatland Pct. 010	0	0	0	0			
Wheatland Pct. 011	0	0	0	0			
Wheatland Pct. 012	0	0	0	0			
Wheatland Pct. 013	0	0	0	0			
Wheatland Pct. 014	0	0	0	0			
Wheatland Pct. 015	0	0	0	0			
Wheatland Pct. 016	1	0	0	1			
Wheatland Pct. 017	0	0	0	0			
Wheatland Pct. 018	0	0	0	0			
Wheatland Pct. 020	0	0	0	0			
Wheatland Pct. 021	0	0	0	0			
Wheatland Pct. 022	0	0	0	0			
Wheatland Pct. 023	0	0	0	0			
Wheatland Pct. 024	0	0	0	0			
Wheatland Pct. 025	0	0	0	0			
Wheatland Pct. 026	0	0	0	0			
Wheatland Pct. 027	0	0	0	0			
Wheatland Pct. 028	0	0	0	0			
Wheatland Pct. 029	0	0	0	0			
Wheatland Pct. 030	0	0	0	0			
EN:	1	CC:	0	GP:	0	GT:	1



**Official Write-In Results
March 20, 2012 General Primary Election**

**Duane Bradley
State Senator - 41st Legislative District (Republican)**

<u>Precincts</u>	<u>Election Night</u>	<u>Central Count</u>	<u>Provisional & Grace Period</u>	<u>TOTAL VOTES</u>			
DuPage Pct. 003	0	0	0	0			
DuPage Pct. 004	0	0	0	0			
DuPage Pct. 007	0	0	0	0			
Homer Pct. 001	0	0	0	0			
Homer Pct. 002	0	0	0	0			
Homer Pct. 003	0	0	0	0			
Homer Pct. 004	0	0	0	0			
Homer Pct. 005	0	0	0	0			
Homer Pct. 006	0	0	0	0			
Homer Pct. 007	0	0	0	0			
Homer Pct. 008	0	0	0	0			
Homer Pct. 009	0	0	0	0			
Homer Pct. 010	0	0	0	0			
Homer Pct. 011	0	0	0	0			
Homer Pct. 012	0	0	0	0			
Homer Pct. 017	0	0	0	0			
EN:	0	CC:	0	GP:	0	GT:	0



Nancy Schultz Voots

W I L L C O U N T Y C L E R K

**Official Write-In Results
March 20, 2012 General Primary Election**

**Michael Dinger
County Board Member - District 8 (Republican)**

<u>Precincts</u>	<u>Election Night</u>	<u>Central Count</u>	<u>Provisional & Grace Period</u>	<u>TOTAL VOTES</u>
Joliet Pct. 005	0	0	0	0
Joliet Pct. 006	0	0	0	0
Joliet Pct. 007	0	0	0	0
Joliet Pct. 013	0	0	0	0
Joliet Pct. 014	0	0	0	0
Joliet Pct. 015	0	0	0	0
Joliet Pct. 016	0	0	0	0
Joliet Pct. 024	0	0	0	0
Joliet Pct. 025	0	0	0	0
Joliet Pct. 026	0	0	0	0
Joliet Pct. 027	0	0	0	0
Joliet Pct. 028	0	0	0	0
Joliet Pct. 029	0	0	0	0
Joliet Pct. 030	0	0	0	0
Joliet Pct. 031	0	0	0	0
Joliet Pct. 032	0	0	0	0
Joliet Pct. 034	1	0	0	1
Joliet Pct. 035	0	0	0	0
Joliet Pct. 036	0	0	0	0
Joliet Pct. 037	0	0	0	0
Troy Pct. 018	0	0	0	0
Troy Pct. 019	0	0	0	0
EN: 1	CC: 0	GP: 0	GT: 1	



Nancy Schultz Voots

W I L L C O U N T Y C L E R K

Ignacio G. "Jerry" Ramirez County Board Member - District 9 (Republican)

<u>Precincts</u>	<u>Election Night</u>	<u>Central Count</u>	<u>Provisional & Grace Period</u>	<u>TOTAL VOTES</u>
Homer Pct. 015	5	0	0	5
Homer Pct. 018	0	0	0	0
Joliet Pct. 001	1	0	0	1
Joliet Pct. 002	2	0	0	2
Joliet Pct. 003	6	0	0	6
Joliet Pct. 004	4	0	0	4
Joliet Pct. 008	3	0	0	3
Joliet Pct. 009	0	0	0	0
Joliet Pct. 010	0	0	0	0
Joliet Pct. 011	6	0	0	6
Joliet Pct. 012	1	0	0	1
Joliet Pct. 019	3	1	0	4
Lockport Pct. 013	7	2	0	9
Lockport Pct. 014	2	1	0	3
Lockport Pct. 015	0	0	0	0
Lockport Pct. 019	2	0	0	2
Lockport Pct. 020	1	0	0	1
Lockport Pct. 021	1	0	0	1
Lockport Pct. 022	3	0	0	3
Lockport Pct. 023	0	0	0	0
Lockport Pct. 024	0	0	0	0
New Lenox Pct. 001	1	0	0	1
New Lenox Pct. 003	2	0	0	2
Plainfield Pct. 034	0	0	0	0
Troy Pct. 006	2	1	0	3
EN: 52	CC: 5	GP: 0	GT: 57	



Nancy Schultz Voots

W I L L C O U N T Y C L E R K

Paul Siegel County Board Member - District 9 (Republican)

<u>Precincts</u>	<u>Election Night</u>	<u>Central Count</u>	<u>Provisional & Grace Period</u>	<u>TOTAL VOTES</u>
Homer Pct. 015	0	0	0	0
Homer Pct. 018	0	0	0	0
Joliet Pct. 001	0	0	0	0
Joliet Pct. 002	0	0	0	0
Joliet Pct. 003	0	0	0	0
Joliet Pct. 004	0	0	0	0
Joliet Pct. 008	0	0	0	0
Joliet Pct. 009	0	0	0	0
Joliet Pct. 010	0	0	0	0
Joliet Pct. 011	0	0	0	0
Joliet Pct. 012	2	0	0	2
Joliet Pct. 019	3	0	0	3
Lockport Pct. 013	5	2	0	7
Lockport Pct. 014	0	0	0	0
Lockport Pct. 015	0	0	0	0
Lockport Pct. 019	0	2	0	2
Lockport Pct. 020	0	1	0	1
Lockport Pct. 021	0	0	0	0
Lockport Pct. 022	0	0	0	0
Lockport Pct. 023	0	1	0	1
Lockport Pct. 024	0	0	0	0
New Lenox Pct. 001	0	0	0	0
New Lenox Pct. 003	0	0	0	0
Plainfield Pct. 034	0	0	0	0
Troy Pct. 006	0	0	0	0
EN: 10	CC: 6	GP: 0	GT: 16	



**Official Write-In Results
March 20, 2012 General Primary Election**

PRECINCT COMMITTEEMEN

DuPage Pct. 008 (Republican)

<u>Candidate</u>	<u>Election Night</u>	<u>Central Count</u>	<u>Provisional & Grace Period</u>	<u>TOTAL VOTES</u>
Tracey Mayfield	1	0	0	1

DuPage Pct. 010 (Democratic)

<u>Candidate</u>	<u>Election Night</u>	<u>Central Count</u>	<u>Provisional & Grace Period</u>	<u>TOTAL VOTES</u>
Jeanette P. Shores	5	0	0	5

DuPage Pct. 013 (Republican)

<u>Candidate</u>	<u>Election Night</u>	<u>Central Count</u>	<u>Provisional & Grace Period</u>	<u>TOTAL VOTES</u>
Sherri Penrod	1	0	0	1

DuPage Pct. 015 (Republican)

<u>Candidate</u>	<u>Election Night</u>	<u>Central Count</u>	<u>Provisional & Grace Period</u>	<u>TOTAL VOTES</u>
Talat Rashid	3	0	0	3

DuPage Pct. 016 (Republican)

<u>Candidate</u>	<u>Election Night</u>	<u>Central Count</u>	<u>Provisional & Grace Period</u>	<u>TOTAL VOTES</u>
Susan R. McCauley	14	0	0	14

DuPage Pct. 022 (Republican)

<u>Candidate</u>	<u>Election Night</u>	<u>Central Count</u>	<u>Provisional & Grace Period</u>	<u>TOTAL VOTES</u>
Roger Svinning	0	0	0	0

DuPage Pct. 023 (Republican)

<u>Candidate</u>	<u>Election Night</u>	<u>Central Count</u>	<u>Provisional & Grace Period</u>	<u>TOTAL VOTES</u>
Traci Cosgrove Falese	7	0	0	7

DuPage Pct. 030 (Republican)

<u>Candidate</u>	<u>Election Night</u>	<u>Central Count</u>	<u>Provisional & Grace Period</u>	<u>TOTAL VOTES</u>
Lynne Woodard	0	0	0	0

DuPage Pct. 037 (Republican)

<u>Candidate</u>	<u>Election Night</u>	<u>Central Count</u>	<u>Provisional & Grace Period</u>	<u>TOTAL VOTES</u>
Patrick Murtaugh	3	0	0	3

Joliet Pct. 004 (Republican)

<u>Candidate</u>	<u>Election Night</u>	<u>Central Count</u>	<u>Provisional & Grace Period</u>	<u>TOTAL VOTES</u>
David Gorman	0	0	0	0

Joliet Pct. 009 (Republican)

<u>Candidate</u>	<u>Election Night</u>	<u>Central Count</u>	<u>Provisional & Grace Period</u>	<u>TOTAL VOTES</u>
Sandra Dunnagan	0	1	1	2

Joliet Pct. 011 (Republican)

<u>Candidate</u>	<u>Election Night</u>	<u>Central Count</u>	<u>Provisional & Grace Period</u>	<u>TOTAL VOTES</u>
Ryan Martin Alm	2	0	0	2

Joliet Pct. 018 (Republican)

<u>Candidate</u>	<u>Election Night</u>	<u>Central Count</u>	<u>Provisional & Grace Period</u>	<u>TOTAL VOTES</u>
John Archambeault	57	0	0	57

Joliet Pct. 030 (Republican)

<u>Candidate</u>	<u>Election Night</u>	<u>Central Count</u>	<u>Provisional & Grace Period</u>	<u>TOTAL VOTES</u>
Harvey Huckstep	12	0	0	12

Lockport Pct. 009 (Democratic)

<u>Candidate</u>	<u>Election Night</u>	<u>Central Count</u>	<u>Provisional & Grace Period</u>	<u>TOTAL VOTES</u>
Ken Griffin	19	0	1	20

Lockport Pct. 015 (Republican)

<u>Candidate</u>	<u>Election Night</u>	<u>Central Count</u>	<u>Provisional & Grace Period</u>	<u>TOTAL VOTES</u>
Paul Siegel	0	0	0	0

Lockport Pct. 020 (Republican)

<u>Candidate</u>	<u>Election Night</u>	<u>Central Count</u>	<u>Provisional & Grace Period</u>	<u>TOTAL VOTES</u>
Melissa Chovan	1	0	0	1

Lockport Pct. 024 (Democratic)

<u>Candidate</u>	<u>Election Night</u>	<u>Central Count</u>	<u>Grace Period</u>	<u>TOTAL VOTES</u>
Joe L. Tucker, Sr.	22	0	0	22

Monee Pct. 003 (Republican)

<u>Candidate</u>	<u>Election Night</u>	<u>Central Count</u>	<u>Provisional & Grace Period</u>	<u>TOTAL VOTES</u>
Anthony Raczek	10	0	0	10

New Lenox Pct. 016 (Democratic)

<u>Candidate</u>	<u>Election Night</u>	<u>Central Count</u>	<u>Provisional & Grace Period</u>	<u>TOTAL VOTES</u>
James P. Stevenson	2	0	0	2

Plainfield Pct. 019 (Republican)

<u>Candidate</u>	<u>Election Night</u>	<u>Central Count</u>	<u>Provisional & Grace Period</u>	<u>TOTAL VOTES</u>
Erin Kljaich	8	0	0	8

Troy Pct. 006 (Republican)

<u>Candidate</u>	<u>Election Night</u>	<u>Central Count</u>	<u>Provisional & Grace Period</u>	<u>TOTAL VOTES</u>
Diane Brandolino	5	0	3	8

Troy Pct. 007 (Republican)

<u>Candidate</u>	<u>Election Night</u>	<u>Central Count</u>	<u>Provisional & Grace Period</u>	<u>TOTAL VOTES</u>
Daniel Warren	1	4	0	5

Troy Pct. 010 (Republican)

<u>Candidate</u>	<u>Election Night</u>	<u>Central Count</u>	<u>Provisional & Grace Period</u>	<u>TOTAL VOTES</u>
John Stiglich	2	2	0	4

Troy Pct. 016 (Republican)

<u>Candidate</u>	<u>Election Night</u>	<u>Central Count</u>	<u>Provisional & Grace Period</u>	<u>TOTAL VOTES</u>
Anne Carney	2	0	0	2

Troy Pct. 019 (Republican)

<u>Candidate</u>	<u>Election Night</u>	<u>Central Count</u>	<u>Provisional & Grace Period</u>	<u>TOTAL VOTES</u>
Amy Melton	0	0	0	0

Wheatland Pct. 012 (Republican)

<u>Candidate</u>	<u>Election Night</u>	<u>Central Count</u>	<u>Provisional & Grace Period</u>	<u>TOTAL VOTES</u>
Michael A. Crockett	7	2	0	9

Wheatland Pct. 028 (Republican)

<u>Candidate</u>	<u>Election Night</u>	<u>Central Count</u>	<u>Provisional & Grace Period</u>	<u>TOTAL VOTES</u>
Charles Miller	1	0	0	1



Nancy Schultz Voots

W I L L C O U N T Y C L E R K



Democratic Party

**EARLY VOTING
(BY PRECINCT)**

GENERAL PRIMARY ELECTION
 MARCH 20, 2012
 (CENTRAL COUNT)
 STATISTICS

01 = BALLOTS CAST - DEMOCRATIC

TOTAL PERCENT
 2,455 99.88

02 = BALLOTS CAST - FEDERAL DEMOCRATIC

TOTAL PERCENT
 3 .12

	01	02
0001 CHANNAHON PCT 001	7	.0
0002 CHANNAHON PCT 002	6	.0
0003 CHANNAHON PCT 003	6	.0
0004 CHANNAHON PCT 004	7	.0
0005 CHANNAHON PCT 005	7	.0
0006 CRETE PCT 001	24	.0
0007 CRETE PCT 002	1	.0
0008 CRETE PCT 003	5	.0
0009 CRETE PCT 004	13	.0
0010 CRETE PCT 005	16	.0
0011 CRETE PCT 006	22	.0
0012 CRETE PCT 007	30	.0
0013 CRETE PCT 008	9	.0
0014 CRETE PCT 009	14	.0
0015 CRETE PCT 010	14	.0
0016 CRETE PCT 011	14	.0
0017 CRETE PCT 012	11	.0
0018 CUSTER PCT 001	2	.0
0019 DU PAGE PCT 001	2	.0
0020 DU PAGE PCT 002	13	.0
0021 DU PAGE PCT 003	10	.0
0022 DU PAGE PCT 004	4	.0
0023 DU PAGE PCT 005	3	.0
0024 DU PAGE PCT 006	7	.0
0025 DU PAGE PCT 007	8	.0
0026 DU PAGE PCT 008	2	.0
0027 DU PAGE PCT 009	0	.0
0028 DU PAGE PCT 010	6	.0
0029 DU PAGE PCT 011	7	.0
0030 DU PAGE PCT 012	5	.0
0031 DU PAGE PCT 013	17	.0
0032 DU PAGE PCT 014	6	.0
0033 DU PAGE PCT 015	11	.0
0034 DU PAGE PCT 016	14	.0
0035 DU PAGE PCT 017	5	.0
0036 DU PAGE PCT 018	2	.0
0037 DU PAGE PCT 019	3	.0
0038 DU PAGE PCT 020	3	.0
0039 DU PAGE PCT 021	3	.0
0040 DU PAGE PCT 022	3	.0
0041 DU PAGE PCT 023	2	.0
0042 DU PAGE PCT 024	3	.0
0043 DU PAGE PCT 025	4	.0
0044 DU PAGE PCT 026	2	.0
0045 DU PAGE PCT 027	8	.0
0046 DU PAGE PCT 028	8	.0
0047 DU PAGE PCT 029	3	.0
0048 DU PAGE PCT 030	14	.0
0049 DU PAGE PCT 031	1	.0
0050 DU PAGE PCT 032	3	.0
0051 DU PAGE PCT 033	1	.0
0052 DU PAGE PCT 034	12	.0
0053 DU PAGE PCT 035	1	.0
0054 DU PAGE PCT 036	1	.0
0055 DU PAGE PCT 037	5	.0
0056 FLORENCE PCT 001	10	.0

	TOTAL	PERCENT		TOTAL	PERCENT
01 = BALLOTS CAST - DEMOCRATIC	2,455	99.88	02 = BALLOTS CAST - FEDERAL DEMOCRATIC	3	.12
(CONTINUED FROM PREVIOUS PAGE)					
	01	02			
0057 FRANKFORT PCT 001	12	. . 0			
0058 FRANKFORT PCT 002	11	. . 0			
0059 FRANKFORT PCT 003	7	. . 0			
0060 FRANKFORT PCT 004	5	. . 0			
0061 FRANKFORT PCT 005	5	. . 0			
0062 FRANKFORT PCT 006	4	. . 0			
0063 FRANKFORT PCT 007	11	. . 0			
0064 FRANKFORT PCT 008	4	. . 0			
0065 FRANKFORT PCT 009	9	. . 0			
0066 FRANKFORT PCT 010	12	. . 0			
0067 FRANKFORT PCT 011	9	. . 0			
0068 FRANKFORT PCT 012	5	. . 0			
0069 FRANKFORT PCT 013	7	. . 0			
0070 FRANKFORT PCT 014	8	. . 0			
0071 FRANKFORT PCT 015	5	. . 0			
0072 FRANKFORT PCT 016	9	. . 0			
0073 FRANKFORT PCT 017	11	. . 0			
0074 FRANKFORT PCT 018	4	. . 0			
0075 FRANKFORT PCT 019	4	. . 0			
0076 FRANKFORT PCT 020	5	. . 0			
0077 FRANKFORT PCT 021	14	. . 0			
0078 FRANKFORT PCT 022	35	. . 0			
0079 FRANKFORT PCT 023	5	. . 0			
0080 FRANKFORT PCT 024	10	. . 0			
0081 FRANKFORT PCT 025	8	. . 0			
0082 FRANKFORT PCT 026	4	. . 0			
0083 FRANKFORT PCT 027	3	. . 0			
0084 FRANKFORT PCT 028	15	. . 0			
0085 FRANKFORT PCT 029	5	. . 0			
0086 GREEN GARDEN PCT 001	4	. . 0			
0087 GREEN GARDEN PCT 002	5	. . 0			
0088 HOMER PCT 001	2	. . 0			
0089 HOMER PCT 002	3	. . 0			
0090 HOMER PCT 003	7	. . 0			
0091 HOMER PCT 004	9	. . 0			
0092 HOMER PCT 005	4	. . 0			
0093 HOMER PCT 006	5	. . 0			
0094 HOMER PCT 007	4	. . 0			
0095 HOMER PCT 008	5	. . 0			
0096 HOMER PCT 009	3	. . 1			
0097 HOMER PCT 010	4	. . 0			
0098 HOMER PCT 011	4	. . 0			
0099 HOMER PCT 012	10	. . 0			
0100 HOMER PCT 013	2	. . 0			
0101 HOMER PCT 014	3	. . 0			
0102 HOMER PCT 015	10	. . 0			
0103 HOMER PCT 016	3	. . 0			
0104 HOMER PCT 017	3	. . 0			
0105 HOMER PCT 018	2	. . 0			
0106 JACKSON PCT 001	11	. . 0			
0107 JACKSON PCT 002	13	. . 0			
0108 JOLIET PCT 001	9	. . 0			
0109 JOLIET PCT 002	24	. . 0			
0110 JOLIET PCT 003	1	. . 0			
0111 JOLIET PCT 004	12	. . 0			
0112 JOLIET PCT 005	30	. . 0			
0113 JOLIET PCT 006	6	. . 0			

	TOTAL	PERCENT		TOTAL	PERCENT
01 = BALLOTS CAST - DEMOCRATIC	2,455	99.88	02 = BALLOTS CAST - FEDERAL DEMOCRATIC	3	.12
(CONTINUED FROM PREVIOUS PAGE)					
	01	02			
0114 JOLIET PCT 007	27	. . 0			
0115 JOLIET PCT 008	13	. . 0			
0116 JOLIET PCT 009	3	. . 0			
0117 JOLIET PCT 010	8	. . 0			
0118 JOLIET PCT 011	4	. . 0			
0119 JOLIET PCT 012	5	. . 0			
0120 JOLIET PCT 013	12	. . 0			
0121 JOLIET PCT 014	7	. . 0			
0122 JOLIET PCT 015	7	. . 0			
0123 JOLIET PCT 016	11	. . 0			
0124 JOLIET PCT 017	15	. . 0			
0125 JOLIET PCT 018	13	. . 0			
0126 JOLIET PCT 019	7	. . 0			
0127 JOLIET PCT 020	54	. . 0			
0128 JOLIET PCT 021	11	. . 0			
0129 JOLIET PCT 022	21	. . 0			
0130 JOLIET PCT 023	9	. . 0			
0131 JOLIET PCT 024	26	. . 0			
0132 JOLIET PCT 025	16	. . 0			
0133 JOLIET PCT 026	6	. . 0			
0134 JOLIET PCT 027	9	. . 0			
0135 JOLIET PCT 028	4	. . 0			
0136 JOLIET PCT 029	11	. . 0			
0137 JOLIET PCT 030	3	. . 0			
0138 JOLIET PCT 031	6	. . 0			
0139 JOLIET PCT 032	14	. . 0			
0140 JOLIET PCT 033	3	. . 0			
0141 JOLIET PCT 034	46	. . 0			
0142 JOLIET PCT 035	34	. . 0			
0143 JOLIET PCT 036	21	. . 0			
0144 JOLIET PCT 037	15	. . 0			
0145 LOCKPORT PCT 001	25	. . 0			
0146 LOCKPORT PCT 002	2	. . 0			
0147 LOCKPORT PCT 003	2	. . 0			
0148 LOCKPORT PCT 004	3	. . 0			
0149 LOCKPORT PCT 005	15	. . 0			
0150 LOCKPORT PCT 006	5	. . 0			
0151 LOCKPORT PCT 007	0	. . 0			
0152 LOCKPORT PCT 008	1	. . 0			
0153 LOCKPORT PCT 009	15	. . 0			
0154 LOCKPORT PCT 010	5	. . 0			
0155 LOCKPORT PCT 011	14	. . 0			
0156 LOCKPORT PCT 012	8	. . 0			
0157 LOCKPORT PCT 013	41	. . 0			
0158 LOCKPORT PCT 014	6	. . 0			
0159 LOCKPORT PCT 015	5	. . 0			
0160 LOCKPORT PCT 016	20	. . 0			
0161 LOCKPORT PCT 017	17	. . 0			
0162 LOCKPORT PCT 018	14	. . 0			
0163 LOCKPORT PCT 019	13	. . 0			
0164 LOCKPORT PCT 020	9	. . 0			
0165 LOCKPORT PCT 021	16	. . 0			
0166 LOCKPORT PCT 022	6	. . 0			
0167 LOCKPORT PCT 023	4	. . 0			
0168 LOCKPORT PCT 024	7	. . 1			
0169 MANHATTAN PCT 001	5	. . 0			
0170 MANHATTAN PCT 002	3	. . 0			

GENERAL PRIMARY ELECTION
 MARCH 20, 2012
 (CENTRAL COUNT)
 STATISTICS

01 = BALLOTS CAST - DEMOCRATIC

TOTAL PERCENT
 2,455 99.88

02 = BALLOTS CAST - FEDERAL DEMOCRATIC

TOTAL PERCENT
 3 .12

(CONTINUED FROM PREVIOUS PAGE)

	01	02
0171 MANHATTAN PCT 003	1	.0
0172 MANHATTAN PCT 004	2	.0
0173 MONEE PCT 001	23	.0
0174 MONEE PCT 002	30	.0
0175 MONEE PCT 003	3	.0
0176 MONEE PCT 004	9	.0
0177 MONEE PCT 005	28	.0
0178 MONEE PCT 006	27	.0
0179 MONEE PCT 007	34	.0
0180 MONEE PCT 008	5	.0
0181 NEW LENOX PCT 001	3	.0
0182 NEW LENOX PCT 002	1	.0
0183 NEW LENOX PCT 003	3	.0
0184 NEW LENOX PCT 004	5	.0
0185 NEW LENOX PCT 005	3	.0
0186 NEW LENOX PCT 006	4	.0
0187 NEW LENOX PCT 007	7	.0
0188 NEW LENOX PCT 008	6	.0
0189 NEW LENOX PCT 009	4	.0
0190 NEW LENOX PCT 010	15	.0
0191 NEW LENOX PCT 011	4	.0
0192 NEW LENOX PCT 012	7	.0
0193 NEW LENOX PCT 013	3	.0
0194 NEW LENOX PCT 014	7	.0
0195 NEW LENOX PCT 015	10	.0
0196 NEW LENOX PCT 016	10	.0
0197 NEW LENOX PCT 017	9	.0
0198 NEW LENOX PCT 018	7	.0
0199 NEW LENOX PCT 019	7	.0
0200 NEW LENOX PCT 020	3	.0
0201 PEOTONE PCT 001	16	.0
0202 PEOTONE PCT 002	11	.0
0203 PLAINFIELD PCT 001	14	.0
0204 PLAINFIELD PCT 002	8	.0
0205 PLAINFIELD PCT 003	4	.0
0206 PLAINFIELD PCT 004	3	.0
0207 PLAINFIELD PCT 005	2	.0
0208 PLAINFIELD PCT 006	1	.0
0209 PLAINFIELD PCT 007	1	.0
0210 PLAINFIELD PCT 008	4	.0
0211 PLAINFIELD PCT 009	3	.0
0212 PLAINFIELD PCT 010	15	.0
0213 PLAINFIELD PCT 011	1	.0
0214 PLAINFIELD PCT 012	0	.0
0215 PLAINFIELD PCT 013	5	.0
0216 PLAINFIELD PCT 014	10	.0
0217 PLAINFIELD PCT 015	2	.0
0218 PLAINFIELD PCT 016	7	.0
0219 PLAINFIELD PCT 017	2	.0
0220 PLAINFIELD PCT 018	6	.0
0221 PLAINFIELD PCT 019	2	.0
0222 PLAINFIELD PCT 020	5	.0
0223 PLAINFIELD PCT 021	7	.0
0224 PLAINFIELD PCT 022	4	.0
0225 PLAINFIELD PCT 023	5	.0
0226 PLAINFIELD PCT 024	8	.0
0227 PLAINFIELD PCT 025	5	.0

01 = BALLOTS CAST - DEMOCRATIC

TOTAL PERCENT
2,455 99.88

02 = BALLOTS CAST - FEDERAL DEMOCRATIC

TOTAL PERCENT
3 .12

(CONTINUED FROM PREVIOUS PAGE)

	01	02
0228 PLAINFIELD PCT 026	5	0
0229 PLAINFIELD PCT 027	2	0
0230 PLAINFIELD PCT 028	1	0
0231 PLAINFIELD PCT 029	0	0
0232 PLAINFIELD PCT 030	5	0
0233 PLAINFIELD PCT 031	2	0
0234 PLAINFIELD PCT 032	3	0
0235 PLAINFIELD PCT 033	2	0
0236 PLAINFIELD PCT 034	2	0
0237 PLAINFIELD PCT 035	1	0
0238 PLAINFIELD PCT 036	10	0
0239 REED PCT 001	7	0
0240 REED PCT 002	8	0
0241 REED PCT 003	7	0
0242 TROY PCT 001	3	0
0243 TROY PCT 002	3	0
0244 TROY PCT 003	2	0
0245 TROY PCT 004	7	0
0246 TROY PCT 005	11	0
0247 TROY PCT 006	4	0
0248 TROY PCT 007	12	0
0249 TROY PCT 008	11	0
0250 TROY PCT 009	14	0
0251 TROY PCT 010	14	0
0252 TROY PCT 011	11	0
0253 TROY PCT 012	17	0
0254 TROY PCT 013	26	0
0255 TROY PCT 014	7	0
0256 TROY PCT 015	13	0
0257 TROY PCT 016	16	0
0258 TROY PCT 017	5	0
0259 TROY PCT 018	5	0
0260 TROY PCT 019	6	0
0261 TROY PCT 020	10	0
0262 TROY PCT 021	1	0
0263 TROY PCT 022	3	0
0264 TROY PCT 023	7	0
0265 WASHINGTON PCT 001	17	0
0266 WASHINGTON PCT 002	3	0
0267 WASHINGTON PCT 003	0	0
0268 WESLEY PCT 001	6	0
0269 WHEATLAND PCT 001	5	0
0270 WHEATLAND PCT 002	10	0
0271 WHEATLAND PCT 003	6	0
0272 WHEATLAND PCT 004	12	0
0273 WHEATLAND PCT 005	1	0
0274 WHEATLAND PCT 006	6	0
0275 WHEATLAND PCT 007	2	0
0276 WHEATLAND PCT 008	2	0
0277 WHEATLAND PCT 009	4	0
0278 WHEATLAND PCT 010	2	0
0279 WHEATLAND PCT 011	3	0
0280 WHEATLAND PCT 012	1	0
0281 WHEATLAND PCT 013	4	0
0282 WHEATLAND PCT 014	6	0
0283 WHEATLAND PCT 015	1	0
0284 WHEATLAND PCT 016	3	0

01 = BALLOTS CAST - DEMOCRATIC

TOTAL PERCENT
 2,455 99.88

02 = BALLOTS CAST - FEDERAL DEMOCRATIC

TOTAL PERCENT
 3 .12

(CONTINUED FROM PREVIOUS PAGE)

	01	02
0285 WHEATLAND PCT 017	3	.0
0286 WHEATLAND PCT 018	5	.0
0287 WHEATLAND PCT 019	2	.0
0288 WHEATLAND PCT 020	5	.0
0289 WHEATLAND PCT 021	6	.0
0290 WHEATLAND PCT 022	0	.0
0291 WHEATLAND PCT 023	7	.0
0292 WHEATLAND PCT 024	0	.0
0293 WHEATLAND PCT 025	0	.0
0294 WHEATLAND PCT 026	3	.0
0295 WHEATLAND PCT 027	3	.0
0296 WHEATLAND PCT 028	3	.0
0297 WHEATLAND PCT 029	8	.0
0298 WHEATLAND PCT 030	5	.0
0299 WILL PCT 001	16	.0
0300 WILMINGTON PCT 001	4	.0
0301 WILMINGTON PCT 002	20	.1
0302 WILMINGTON PCT 003	6	.0
0303 WILTON PCT 001	5	.0



Nancy Schultz Voots

W I L L C O U N T Y C L E R K



Democratic Party

**PROVISIONAL
& GRACE PERIOD
VOTING
(BY PRECINCT)**

01 = BALLOTS CAST - DEMOCRATIC

TOTAL PERCENT
 401 99.26

02 = BALLOTS CAST - FEDERAL DEMOCRATIC

TOTAL PERCENT
 3 .74

	01	02
0001 CHANNAHON PCT 001	1	.0
0002 CHANNAHON PCT 002	1	.0
0003 CHANNAHON PCT 003	0	.0
0004 CHANNAHON PCT 004	0	.0
0005 CHANNAHON PCT 005	0	.0
0006 CRETE PCT 001	2	.0
0007 CRETE PCT 002	8	.0
0008 CRETE PCT 003	5	.0
0009 CRETE PCT 004	2	.0
0010 CRETE PCT 005	2	.0
0011 CRETE PCT 006	3	.0
0012 CRETE PCT 007	2	.0
0013 CRETE PCT 008	1	.0
0014 CRETE PCT 009	0	.0
0015 CRETE PCT 010	0	.0
0016 CRETE PCT 011	0	.0
0017 CRETE PCT 012	0	.0
0018 CUSTER PCT 001	0	.0
0019 DU PAGE PCT 001	2	.0
0020 DU PAGE PCT 002	0	.0
0021 DU PAGE PCT 003	0	.0
0022 DU PAGE PCT 004	0	.0
0023 DU PAGE PCT 005	3	.0
0024 DU PAGE PCT 006	0	.0
0025 DU PAGE PCT 007	0	.0
0026 DU PAGE PCT 008	2	.0
0027 DU PAGE PCT 009	0	.0
0028 DU PAGE PCT 010	4	.0
0029 DU PAGE PCT 011	3	.0
0030 DU PAGE PCT 012	6	.0
0031 DU PAGE PCT 013	7	.0
0032 DU PAGE PCT 014	1	.0
0033 DU PAGE PCT 015	6	.0
0034 DU PAGE PCT 016	4	.0
0035 DU PAGE PCT 017	0	.0
0036 DU PAGE PCT 018	5	.0
0037 DU PAGE PCT 019	1	.0
0038 DU PAGE PCT 020	1	.0
0039 DU PAGE PCT 021	1	.0
0040 DU PAGE PCT 022	4	.0
0041 DU PAGE PCT 023	0	.0
0042 DU PAGE PCT 024	2	.0
0043 DU PAGE PCT 025	3	.0
0044 DU PAGE PCT 026	1	.0
0045 DU PAGE PCT 027	2	.0
0046 DU PAGE PCT 028	0	.0
0047 DU PAGE PCT 029	0	.0
0048 DU PAGE PCT 030	3	.0
0049 DU PAGE PCT 031	0	.0
0050 DU PAGE PCT 032	1	.0
0051 DU PAGE PCT 033	4	.0
0052 DU PAGE PCT 034	1	.0
0053 DU PAGE PCT 035	1	.0
0054 DU PAGE PCT 036	8	.0
0055 DU PAGE PCT 037	2	.0
0056 FLORENCE PCT 001	0	.0

01 = BALLOTS CAST - DEMOCRATIC

TOTAL PERCENT
 401 99.26

02 = BALLOTS CAST - FEDERAL DEMOCRATIC

TOTAL PERCENT
 3 .74

(CONTINUED FROM PREVIOUS PAGE)

	01	02
0057 FRANKFORT PCT 001	0	0
0058 FRANKFORT PCT 002	3	0
0059 FRANKFORT PCT 003	0	0
0060 FRANKFORT PCT 004	0	0
0061 FRANKFORT PCT 005	2	0
0062 FRANKFORT PCT 006	0	0
0063 FRANKFORT PCT 007	0	0
0064 FRANKFORT PCT 008	0	0
0065 FRANKFORT PCT 009	1	0
0066 FRANKFORT PCT 010	1	0
0067 FRANKFORT PCT 011	0	0
0068 FRANKFORT PCT 012	1	0
0069 FRANKFORT PCT 013	1	0
0070 FRANKFORT PCT 014	1	0
0071 FRANKFORT PCT 015	1	0
0072 FRANKFORT PCT 016	0	0
0073 FRANKFORT PCT 017	0	0
0074 FRANKFORT PCT 018	1	0
0075 FRANKFORT PCT 019	0	0
0076 FRANKFORT PCT 020	0	0
0077 FRANKFORT PCT 021	2	0
0078 FRANKFORT PCT 022	0	0
0079 FRANKFORT PCT 023	0	0
0080 FRANKFORT PCT 024	1	0
0081 FRANKFORT PCT 025	0	0
0082 FRANKFORT PCT 026	1	0
0083 FRANKFORT PCT 027	0	0
0084 FRANKFORT PCT 028	3	0
0085 FRANKFORT PCT 029	1	0
0086 GREEN GARDEN PCT 001	0	0
0087 GREEN GARDEN PCT 002	2	0
0088 HOMER PCT 001	0	0
0089 HOMER PCT 002	0	0
0090 HOMER PCT 003	0	0
0091 HOMER PCT 004	0	0
0092 HOMER PCT 005	0	0
0093 HOMER PCT 006	0	0
0094 HOMER PCT 007	0	0
0095 HOMER PCT 008	0	0
0096 HOMER PCT 009	0	0
0097 HOMER PCT 010	0	0
0098 HOMER PCT 011	0	0
0099 HOMER PCT 012	0	0
0100 HOMER PCT 013	0	0
0101 HOMER PCT 014	0	0
0102 HOMER PCT 015	0	0
0103 HOMER PCT 016	0	0
0104 HOMER PCT 017	1	0
0105 HOMER PCT 018	1	0
0106 JACKSON PCT 001	1	0
0107 JACKSON PCT 002	3	0
0108 JOLIET PCT 001	3	0
0109 JOLIET PCT 002	1	0
0110 JOLIET PCT 003	0	0
0111 JOLIET PCT 004	1	0
0112 JOLIET PCT 005	6	0
0113 JOLIET PCT 006	2	0

01 = BALLOTS CAST - DEMOCRATIC

TOTAL PERCENT
 401 99.26

02 = BALLOTS CAST - FEDERAL DEMOCRATIC

TOTAL PERCENT
 3 .74

(CONTINUED FROM PREVIOUS PAGE)

	01	02
0114 JOLIET PCT 007	2	.0
0115 JOLIET PCT 008	3	.0
0116 JOLIET PCT 009	3	.0
0117 JOLIET PCT 010	3	.0
0118 JOLIET PCT 011	2	.0
0119 JOLIET PCT 012	3	.0
0120 JOLIET PCT 013	3	.0
0121 JOLIET PCT 014	2	.0
0122 JOLIET PCT 015	2	.0
0123 JOLIET PCT 016	5	.0
0124 JOLIET PCT 017	0	.0
0125 JOLIET PCT 018	1	.0
0126 JOLIET PCT 019	0	.0
0127 JOLIET PCT 020	3	.0
0128 JOLIET PCT 021	1	.0
0129 JOLIET PCT 022	4	.0
0130 JOLIET PCT 023	0	.0
0131 JOLIET PCT 024	2	.0
0132 JOLIET PCT 025	2	.0
0133 JOLIET PCT 026	0	.0
0134 JOLIET PCT 027	2	.0
0135 JOLIET PCT 028	1	.0
0136 JOLIET PCT 029	0	.0
0137 JOLIET PCT 030	1	.0
0138 JOLIET PCT 031	2	.0
0139 JOLIET PCT 032	1	.0
0140 JOLIET PCT 033	2	.0
0141 JOLIET PCT 034	3	.0
0142 JOLIET PCT 035	3	.0
0143 JOLIET PCT 036	3	.0
0144 JOLIET PCT 037	2	.0
0145 LOCKPORT PCT 001	1	.0
0146 LOCKPORT PCT 002	6	.0
0147 LOCKPORT PCT 003	0	.0
0148 LOCKPORT PCT 004	1	.0
0149 LOCKPORT PCT 005	1	.0
0150 LOCKPORT PCT 006	0	.0
0151 LOCKPORT PCT 007	0	.0
0152 LOCKPORT PCT 008	5	.0
0153 LOCKPORT PCT 009	11	.0
0154 LOCKPORT PCT 010	1	.0
0155 LOCKPORT PCT 011	1	.0
0156 LOCKPORT PCT 012	0	.0
0157 LOCKPORT PCT 013	7	.0
0158 LOCKPORT PCT 014	0	.0
0159 LOCKPORT PCT 015	1	.0
0160 LOCKPORT PCT 016	1	.1
0161 LOCKPORT PCT 017	1	.0
0162 LOCKPORT PCT 018	0	.0
0163 LOCKPORT PCT 019	0	.0
0164 LOCKPORT PCT 020	1	.0
0165 LOCKPORT PCT 021	0	.0
0166 LOCKPORT PCT 022	0	.0
0167 LOCKPORT PCT 023	0	.0
0168 LOCKPORT PCT 024	0	.0
0169 MANHATTAN PCT 001	3	.0
0170 MANHATTAN PCT 002	11	.0

01 = BALLOTS CAST - DEMOCRATIC

TOTAL PERCENT
 401 99.26

02 = BALLOTS CAST - FEDERAL DEMOCRATIC

TOTAL PERCENT
 3 .74

(CONTINUED FROM PREVIOUS PAGE)

	01	02
0171 MANHATTAN PCT 003	2	.00
0172 MANHATTAN PCT 004	6	.00
0173 MONEE PCT 001	3	.00
0174 MONEE PCT 002	5	.00
0175 MONEE PCT 003	7	.00
0176 MONEE PCT 004	14	.00
0177 MONEE PCT 005	1	.00
0178 MONEE PCT 006	2	.00
0179 MONEE PCT 007	0	.00
0180 MONEE PCT 008	15	.00
0181 NEW LENOX PCT 001	1	.00
0182 NEW LENOX PCT 002	0	.00
0183 NEW LENOX PCT 003	0	.00
0184 NEW LENOX PCT 004	1	.00
0185 NEW LENOX PCT 005	0	.00
0186 NEW LENOX PCT 006	1	.00
0187 NEW LENOX PCT 007	0	.00
0188 NEW LENOX PCT 008	1	.00
0189 NEW LENOX PCT 009	0	.00
0190 NEW LENOX PCT 010	1	.00
0191 NEW LENOX PCT 011	1	.00
0192 NEW LENOX PCT 012	0	.00
0193 NEW LENOX PCT 013	1	.00
0194 NEW LENOX PCT 014	0	.00
0195 NEW LENOX PCT 015	0	.00
0196 NEW LENOX PCT 016	0	.00
0197 NEW LENOX PCT 017	0	.00
0198 NEW LENOX PCT 018	0	.00
0199 NEW LENOX PCT 019	0	.00
0200 NEW LENOX PCT 020	0	.00
0201 PEOTONE PCT 001	0	.00
0202 PEOTONE PCT 002	0	.00
0203 PLAINFIELD PCT 001	0	.00
0204 PLAINFIELD PCT 002	0	.00
0205 PLAINFIELD PCT 003	0	.00
0206 PLAINFIELD PCT 004	0	.00
0207 PLAINFIELD PCT 005	2	.00
0208 PLAINFIELD PCT 006	0	.00
0209 PLAINFIELD PCT 007	0	.00
0210 PLAINFIELD PCT 008	0	.00
0211 PLAINFIELD PCT 009	1	.00
0212 PLAINFIELD PCT 010	1	.00
0213 PLAINFIELD PCT 011	0	.00
0214 PLAINFIELD PCT 012	2	.00
0215 PLAINFIELD PCT 013	2	.00
0216 PLAINFIELD PCT 014	1	.00
0217 PLAINFIELD PCT 015	2	.00
0218 PLAINFIELD PCT 016	0	.00
0219 PLAINFIELD PCT 017	0	.00
0220 PLAINFIELD PCT 018	1	.00
0221 PLAINFIELD PCT 019	0	.00
0222 PLAINFIELD PCT 020	0	.00
0223 PLAINFIELD PCT 021	0	.00
0224 PLAINFIELD PCT 022	0	.00
0225 PLAINFIELD PCT 023	1	.00
0226 PLAINFIELD PCT 024	2	.00
0227 PLAINFIELD PCT 025	0	.00

01 = BALLOTS CAST - DEMOCRATIC

TOTAL PERCENT
 401 99.26

02 = BALLOTS CAST - FEDERAL DEMOCRATIC

TOTAL PERCENT
 3 .74

(CONTINUED FROM PREVIOUS PAGE)

	01	02
0228 PLAINFIELD PCT 026	0	.0
0229 PLAINFIELD PCT 027	0	.0
0230 PLAINFIELD PCT 028	0	.0
0231 PLAINFIELD PCT 029	1	.0
0232 PLAINFIELD PCT 030	2	.1
0233 PLAINFIELD PCT 031	0	.0
0234 PLAINFIELD PCT 032	0	.0
0235 PLAINFIELD PCT 033	0	.0
0236 PLAINFIELD PCT 034	0	.0
0237 PLAINFIELD PCT 035	1	.0
0238 PLAINFIELD PCT 036	0	.0
0239 REED PCT 001	0	.0
0240 REED PCT 002	0	.0
0241 REED PCT 003	0	.0
0242 TROY PCT 001	0	.0
0243 TROY PCT 002	1	.0
0244 TROY PCT 003	1	.0
0245 TROY PCT 004	3	.0
0246 TROY PCT 005	3	.0
0247 TROY PCT 006	1	.0
0248 TROY PCT 007	0	.0
0249 TROY PCT 008	0	.0
0250 TROY PCT 009	3	.0
0251 TROY PCT 010	2	.0
0252 TROY PCT 011	1	.0
0253 TROY PCT 012	0	.0
0254 TROY PCT 013	3	.0
0255 TROY PCT 014	1	.0
0256 TROY PCT 015	0	.0
0257 TROY PCT 016	3	.0
0258 TROY PCT 017	3	.0
0259 TROY PCT 018	0	.0
0260 TROY PCT 019	0	.0
0261 TROY PCT 020	0	.0
0262 TROY PCT 021	1	.0
0263 TROY PCT 022	0	.0
0264 TROY PCT 023	0	.0
0265 WASHINGTON PCT 001	8	.0
0266 WASHINGTON PCT 002	16	.0
0267 WASHINGTON PCT 003	3	.0
0268 WESLEY PCT 001	0	.0
0269 WHEATLAND PCT 001	0	.0
0270 WHEATLAND PCT 002	0	.0
0271 WHEATLAND PCT 003	1	.0
0272 WHEATLAND PCT 004	1	.0
0273 WHEATLAND PCT 005	0	.0
0274 WHEATLAND PCT 006	0	.0
0275 WHEATLAND PCT 007	0	.0
0276 WHEATLAND PCT 008	0	.0
0277 WHEATLAND PCT 009	0	.0
0278 WHEATLAND PCT 010	0	.0
0279 WHEATLAND PCT 011	0	.0
0280 WHEATLAND PCT 012	0	.0
0281 WHEATLAND PCT 013	0	.0
0282 WHEATLAND PCT 014	0	.0
0283 WHEATLAND PCT 015	0	.0
0284 WHEATLAND PCT 016	1	.0

	TOTAL	PERCENT		TOTAL	PERCENT
01 = BALLOTS CAST - DEMOCRATIC	401	99.26	02 = BALLOTS CAST - FEDERAL DEMOCRATIC	3	.74
(CONTINUED FROM PREVIOUS PAGE)	01	02			
0285 WHEATLAND PCT 017	0	.0			
0286 WHEATLAND PCT 018	0	.0			
0287 WHEATLAND PCT 019	1	.1			
0288 WHEATLAND PCT 020	0	.0			
0289 WHEATLAND PCT 021	0	.0			
0290 WHEATLAND PCT 022	1	.0			
0291 WHEATLAND PCT 023	0	.0			
0292 WHEATLAND PCT 024	1	.0			
0293 WHEATLAND PCT 025	0	.0			
0294 WHEATLAND PCT 026	0	.0			
0295 WHEATLAND PCT 027	0	.0			
0296 WHEATLAND PCT 028	0	.0			
0297 WHEATLAND PCT 029	0	.0			
0298 WHEATLAND PCT 030	0	.0			
0299 WILL PCT 001	1	.0			
0300 WILMINGTON PCT 001	0	.0			
0301 WILMINGTON PCT 002	1	.0			
0302 WILMINGTON PCT 003	0	.0			
0303 WILTON PCT 001	0	.0			



Nancy Schultz Voots

W I L L C O U N T Y C L E R K



Democratic Party

PRESIDENT SUMMARY

STATISTICS

	TOTAL	PERCENT		TOTAL	PERCENT
01 = REGISTERED VOTERS - TOTAL	371,928		06 = BALLOTS CAST - FEDERAL DEMOCRATIC	84	.11
02 = BALLOTS CAST - TOTAL	78,033		07 = BALLOTS CAST - NONPARTISAN	2,116	2.71
03 = BALLOTS CAST - REPUBLICAN	53,119	68.07	08 = BALLOTS CAST - BLANK	25	.03
04 = BALLOTS CAST - FEDERAL REPUBLICAN	138	.18	09 = VOTER TURNOUT - TOTAL		20.98
05 = BALLOTS CAST - DEMOCRATIC	22,576	28.93			

	01	02	03	04	05	06	07	08	09
0001 CHANNAHON PCT 001	1277	280	213	0	58	0	9	0	21.93
0002 CHANNAHON PCT 002	1466	339	272	0	65	0	2	0	23.12
0003 CHANNAHON PCT 003	1357	333	245	2	76	0	10	0	24.54
0004 CHANNAHON PCT 004	1278	257	190	0	59	0	8	0	20.11
0005 CHANNAHON PCT 005	1313	213	159	0	49	0	5	0	16.22
0006 CRETE PCT 001	1179	293	90	1	196	4	2	0	24.85
0007 CRETE PCT 002	1165	199	91	0	108	0	0	0	17.08
0008 CRETE PCT 003	1190	208	102	0	105	1	0	0	17.48
0009 CRETE PCT 004	1208	373	174	1	191	2	5	0	30.88
0010 CRETE PCT 005	1203	346	92	1	252	1	0	1	28.76
0011 CRETE PCT 006	1249	421	216	3	199	0	3	0	33.71
0012 CRETE PCT 007	1183	369	127	0	241	0	1	0	31.19
0013 CRETE PCT 008	1247	357	174	1	177	2	3	0	28.63
0014 CRETE PCT 009	1129	328	169	0	154	0	5	0	29.05
0015 CRETE PCT 010	981	263	136	2	118	2	5	0	26.81
0016 CRETE PCT 011	1095	357	239	2	114	0	2	0	32.60
0017 CRETE PCT 012	1003	367	212	0	155	0	0	0	36.59
0018 CUSTER PCT 001	948	206	170	0	31	0	5	0	21.73
0019 DU PAGE PCT 001	1416	296	227	1	68	0	0	0	20.90
0020 DU PAGE PCT 002	1354	310	260	0	50	0	0	0	22.90
0021 DU PAGE PCT 003	1420	360	276	1	83	0	0	0	25.35
0022 DU PAGE PCT 004	1224	218	165	1	50	0	2	0	17.81
0023 DU PAGE PCT 005	1117	260	160	0	95	0	5	0	23.28
0024 DU PAGE PCT 006	1136	268	176	0	89	0	3	0	23.59
0025 DU PAGE PCT 007	1243	316	266	1	48	0	1	0	25.42
0026 DU PAGE PCT 008	1054	162	89	0	72	0	1	0	15.37
0027 DU PAGE PCT 009	948	157	104	0	50	0	3	0	16.56
0028 DU PAGE PCT 010	1299	180	105	1	74	0	0	0	13.86
0029 DU PAGE PCT 011	1258	214	121	0	93	0	0	0	17.01
0030 DU PAGE PCT 012	1200	229	144	3	80	1	1	0	19.08
0031 DU PAGE PCT 013	1363	210	89	1	118	0	2	0	15.41
0032 DU PAGE PCT 014	1269	233	146	0	81	0	6	0	18.36
0033 DU PAGE PCT 015	1131	295	124	0	167	0	4	0	26.08
0034 DU PAGE PCT 016	1262	246	150	0	92	0	4	0	19.49
0035 DU PAGE PCT 017	1348	180	117	0	57	0	6	0	13.35
0036 DU PAGE PCT 018	1286	207	135	0	60	0	12	0	16.10
0037 DU PAGE PCT 019	1336	193	119	0	72	0	2	0	14.45
0038 DU PAGE PCT 020	1191	166	85	0	69	0	12	0	13.94
0039 DU PAGE PCT 021	1339	206	125	0	77	0	4	0	15.38
0040 DU PAGE PCT 022	1361	230	152	0	72	2	4	0	16.90
0041 DU PAGE PCT 023	1155	120	76	0	44	0	0	0	10.39
0042 DU PAGE PCT 024	971	173	114	0	58	0	1	0	17.82
0043 DU PAGE PCT 025	1186	209	128	1	72	0	8	0	17.62
0044 DU PAGE PCT 026	1140	179	112	0	66	0	1	0	15.70
0045 DU PAGE PCT 027	1300	169	78	0	90	0	1	0	13.00
0046 DU PAGE PCT 028	1318	161	87	0	74	0	0	0	12.22
0047 DU PAGE PCT 029	1146	146	94	0	51	0	1	0	12.74
0048 DU PAGE PCT 030	1119	167	63	1	97	0	6	0	14.92
0049 DU PAGE PCT 031	1081	185	134	0	48	0	3	0	17.11
0050 DU PAGE PCT 032	1415	222	152	1	60	2	7	0	15.69
0051 DU PAGE PCT 033	1317	205	146	0	56	0	3	0	15.57
0052 DU PAGE PCT 034	966	374	291	1	73	0	9	0	38.72

STATISTICS

	TOTAL	PERCENT		TOTAL	PERCENT
01 = REGISTERED VOTERS - TOTAL	371,928		06 = BALLOTS CAST - FEDERAL DEMOCRATIC	84	.11
02 = BALLOTS CAST - TOTAL	78,033		07 = BALLOTS CAST - NONPARTISAN	2,116	2.71
03 = BALLOTS CAST - REPUBLICAN	53,119	68.07	08 = BALLOTS CAST - BLANK	25	.03
04 = BALLOTS CAST - FEDERAL REPUBLICAN	138	.18	09 = VOTER TURNOUT - TOTAL		20.98
05 = BALLOTS CAST - DEMOCRATIC	22,576	28.93			

(CONTINUED FROM PREVIOUS PAGE)

	01	02	03	04	05	06	07	08	09
0053 DU PAGE PCT 035	795	51	27	0	22	2	0	0	6.42
0054 DU PAGE PCT 036	1499	244	169	0	66	0	9	0	16.28
0055 DU PAGE PCT 037	1295	213	139	0	62	0	12	0	16.45
0056 FLORENCE PCT 001	578	106	65	0	37	0	4	0	18.34
0057 FRANKFORT PCT 001	1283	312	242	3	64	0	3	0	24.32
0058 FRANKFORT PCT 002	1228	331	252	0	65	1	13	1	26.95
0059 FRANKFORT PCT 003	1272	294	212	0	75	0	7	0	23.11
0060 FRANKFORT PCT 004	1215	237	201	0	32	0	4	0	19.51
0061 FRANKFORT PCT 005	1183	303	234	0	65	0	4	0	25.61
0062 FRANKFORT PCT 006	1164	323	250	0	60	0	13	0	27.75
0063 FRANKFORT PCT 007	1213	296	225	0	63	0	8	1	24.40
0064 FRANKFORT PCT 008	1278	204	150	0	44	0	10	0	15.96
0065 FRANKFORT PCT 009	1233	275	202	0	66	1	6	0	22.30
0066 FRANKFORT PCT 010	1165	277	192	1	77	1	6	0	23.78
0067 FRANKFORT PCT 011	1211	259	198	0	55	1	5	0	21.39
0068 FRANKFORT PCT 012	1192	301	222	0	65	0	14	0	25.25
0069 FRANKFORT PCT 013	1136	255	193	0	51	0	11	0	22.45
0070 FRANKFORT PCT 014	1244	213	159	0	54	0	0	0	17.12
0071 FRANKFORT PCT 015	1243	216	163	0	51	0	2	0	17.38
0072 FRANKFORT PCT 016	1200	252	199	1	50	0	2	1	21.00
0073 FRANKFORT PCT 017	1446	398	356	0	36	0	6	0	27.52
0074 FRANKFORT PCT 018	1206	364	303	1	57	0	3	0	30.18
0075 FRANKFORT PCT 019	1227	202	154	1	45	0	2	0	16.46
0076 FRANKFORT PCT 020	1342	251	184	0	62	1	4	0	18.70
0077 FRANKFORT PCT 021	1164	327	250	2	69	0	6	1	28.09
0078 FRANKFORT PCT 022	1216	332	241	1	85	0	5	0	27.30
0079 FRANKFORT PCT 023	1179	314	263	1	40	1	9	0	26.63
0080 FRANKFORT PCT 024	1132	288	179	0	108	0	1	1	25.44
0081 FRANKFORT PCT 025	1194	339	286	0	50	0	3	0	28.39
0082 FRANKFORT PCT 026	1214	391	336	0	46	0	9	0	32.21
0083 FRANKFORT PCT 027	1030	243	193	0	36	1	13	0	23.59
0084 FRANKFORT PCT 028	1237	357	278	0	72	0	7	0	28.86
0085 FRANKFORT PCT 029	1298	345	287	0	58	0	0	0	26.58
0086 GREEN GARDEN PCT 001	1209	316	270	0	45	0	1	0	26.14
0087 GREEN GARDEN PCT 002	1245	279	219	2	55	0	3	0	22.41
0088 HOMER PCT 001	1254	254	197	1	43	0	13	0	20.26
0089 HOMER PCT 002	1420	452	356	1	70	0	25	0	31.83
0090 HOMER PCT 003	1227	369	287	0	65	0	17	0	30.07
0091 HOMER PCT 004	1407	495	409	1	65	0	20	0	35.18
0092 HOMER PCT 005	1117	339	290	0	39	0	10	0	30.35
0093 HOMER PCT 006	1225	358	289	1	55	0	13	0	29.22
0094 HOMER PCT 007	1293	360	264	0	78	0	18	0	27.84
0095 HOMER PCT 008	1193	333	282	0	38	0	13	0	27.91
0096 HOMER PCT 009	1124	303	241	0	55	1	6	0	26.96
0097 HOMER PCT 010	1278	337	256	5	62	5	9	1	26.37
0098 HOMER PCT 011	1382	357	289	1	53	0	14	0	25.83
0099 HOMER PCT 012	1384	451	369	0	52	0	30	0	32.59
0100 HOMER PCT 013	1183	246	199	0	35	1	11	0	20.79
0101 HOMER PCT 014	1817	418	344	0	61	0	13	0	23.00
0102 HOMER PCT 015	1567	389	304	0	79	0	6	0	24.82
0103 HOMER PCT 016	1156	346	249	0	72	0	25	0	29.93
0104 HOMER PCT 017	1328	475	424	0	34	0	17	0	35.77
0105 HOMER PCT 018	1478	268	201	0	62	0	5	0	18.13

STATISTICS

	TOTAL	PERCENT		TOTAL	PERCENT
01 = REGISTERED VOTERS - TOTAL	371,928		06 = BALLOTS CAST - FEDERAL DEMOCRATIC	84	.11
02 = BALLOTS CAST - TOTAL	78,033		07 = BALLOTS CAST - NONPARTISAN	2,116	2.71
03 = BALLOTS CAST - REPUBLICAN	53,119	68.07	08 = BALLOTS CAST - BLANK	25	.03
04 = BALLOTS CAST - FEDERAL REPUBLICAN	138	.18	09 = VOTER TURNOUT - TOTAL		20.98
05 = BALLOTS CAST - DEMOCRATIC	22,576	28.93			

(CONTINUED FROM PREVIOUS PAGE)

	01	02	03	04	05	06	07	08	09
0106 JACKSON PCT 001	1370	404	216	1	155	0	32	0	29.49
0107 JACKSON PCT 002	1323	432	219	0	171	1	41	0	32.65
0108 JOLIET PCT 001	1228	211	96	0	108	0	7	0	17.18
0109 JOLIET PCT 002	1007	225	133	0	83	0	9	0	22.34
0110 JOLIET PCT 003	859	147	98	0	44	0	5	0	17.11
0111 JOLIET PCT 004	1184	186	115	0	64	0	7	1	15.71
0112 JOLIET PCT 005	1245	152	15	0	136	0	1	0	12.21
0113 JOLIET PCT 006	1148	111	8	0	103	0	0	0	9.67
0114 JOLIET PCT 007	1007	175	36	2	134	1	2	0	17.38
0115 JOLIET PCT 008	1092	161	93	1	62	0	5	0	14.74
0116 JOLIET PCT 009	1183	141	70	0	69	0	2	0	11.92
0117 JOLIET PCT 010	1105	231	132	0	93	0	6	0	20.90
0118 JOLIET PCT 011	1174	175	98	0	73	1	3	0	14.91
0119 JOLIET PCT 012	1248	112	48	1	62	0	1	0	8.97
0120 JOLIET PCT 013	1199	73	10	0	62	0	1	0	6.09
0121 JOLIET PCT 014	1228	79	10	0	68	0	1	0	6.43
0122 JOLIET PCT 015	1213	117	57	0	60	0	0	0	9.65
0123 JOLIET PCT 016	1201	192	43	0	145	1	3	0	15.99
0124 JOLIET PCT 017	1268	306	193	0	108	0	5	3	24.13
0125 JOLIET PCT 018	1291	365	243	1	113	0	8	0	28.27
0126 JOLIET PCT 019	1158	205	123	1	78	0	3	0	17.70
0127 JOLIET PCT 020	1230	278	119	1	143	0	15	1	22.60
0128 JOLIET PCT 021	1401	296	188	0	103	0	5	0	21.13
0129 JOLIET PCT 022	1363	227	112	0	111	0	4	0	16.65
0130 JOLIET PCT 023	1380	147	76	0	68	0	3	0	10.65
0131 JOLIET PCT 024	1108	140	59	0	80	0	1	0	12.64
0132 JOLIET PCT 025	1195	230	135	0	91	0	4	0	19.25
0133 JOLIET PCT 026	1071	167	68	0	88	1	10	0	15.59
0134 JOLIET PCT 027	636	69	22	0	43	1	3	0	10.85
0135 JOLIET PCT 028	1206	114	4	0	110	0	0	0	9.45
0136 JOLIET PCT 029	1188	142	46	0	94	0	2	0	11.95
0137 JOLIET PCT 030	1233	157	96	0	60	0	1	0	12.73
0138 JOLIET PCT 031	1128	180	113	0	63	0	4	0	15.96
0139 JOLIET PCT 032	1180	147	11	0	135	0	1	0	12.46
0140 JOLIET PCT 033	1066	160	85	0	53	0	22	0	15.01
0141 JOLIET PCT 034	1247	234	48	0	179	1	6	0	18.77
0142 JOLIET PCT 035	1272	268	83	0	178	1	6	0	21.07
0143 JOLIET PCT 036	1145	170	36	0	134	0	0	0	14.85
0144 JOLIET PCT 037	1186	197	79	0	116	2	0	0	16.61
0145 LOCKPORT PCT 001	1700	767	581	0	172	0	14	1	45.12
0146 LOCKPORT PCT 002	1439	187	127	0	54	0	6	0	13.00
0147 LOCKPORT PCT 003	1379	181	117	1	48	0	15	0	13.13
0148 LOCKPORT PCT 004	1248	164	102	0	55	0	7	0	13.14
0149 LOCKPORT PCT 005	1256	258	201	3	51	1	2	0	20.54
0150 LOCKPORT PCT 006	1414	145	90	0	51	2	2	0	10.25
0151 LOCKPORT PCT 007	1371	166	83	0	81	0	2	0	12.11
0152 LOCKPORT PCT 008	1171	135	53	4	71	7	0	0	11.53
0153 LOCKPORT PCT 009	1650	569	379	0	160	0	30	0	34.48
0154 LOCKPORT PCT 010	1351	217	157	1	52	0	7	0	16.06
0155 LOCKPORT PCT 011	1334	243	153	1	75	0	14	0	18.22
0156 LOCKPORT PCT 012	1307	231	183	0	39	0	9	0	17.67
0157 LOCKPORT PCT 013	1938	1004	585	0	309	0	110	1	51.81
0158 LOCKPORT PCT 014	1138	310	196	0	87	0	27	0	27.24

STATISTICS

	TOTAL	PERCENT		TOTAL	PERCENT
01 = REGISTERED VOTERS - TOTAL	371,928		06 = BALLOTS CAST - FEDERAL DEMOCRATIC	84	.11
02 = BALLOTS CAST - TOTAL	78,033		07 = BALLOTS CAST - NONPARTISAN	2,116	2.71
03 = BALLOTS CAST - REPUBLICAN	53,119	68.07	08 = BALLOTS CAST - BLANK	25	.03
04 = BALLOTS CAST - FEDERAL REPUBLICAN	138	.18	09 = VOTER TURNOUT - TOTAL		20.98
05 = BALLOTS CAST - DEMOCRATIC	22,576	28.93			

(CONTINUED FROM PREVIOUS PAGE)

	01	02	03	04	05	06	07	08	09
0159 LOCKPORT PCT 015	1073	148	78	0	56	0	14	0	13.79
0160 LOCKPORT PCT 016	1438	369	199	0	113	1	56	0	25.66
0161 LOCKPORT PCT 017	1411	345	258	0	72	0	15	0	24.45
0162 LOCKPORT PCT 018	1463	396	185	0	137	0	74	0	27.07
0163 LOCKPORT PCT 019	1131	315	203	0	95	2	15	0	27.85
0164 LOCKPORT PCT 020	1202	285	171	0	91	0	23	0	23.71
0165 LOCKPORT PCT 021	1207	243	122	0	90	0	31	0	20.13
0166 LOCKPORT PCT 022	1213	284	138	0	116	0	30	0	23.41
0167 LOCKPORT PCT 023	1040	222	92	0	85	0	45	0	21.35
0168 LOCKPORT PCT 024	1034	146	24	0	120	2	0	0	14.12
0169 MANHATTAN PCT 001	1299	429	250	2	115	1	61	0	33.03
0170 MANHATTAN PCT 002	1318	480	250	0	135	3	92	0	36.42
0171 MANHATTAN PCT 003	1543	485	324	1	110	0	50	0	31.43
0172 MANHATTAN PCT 004	1297	367	222	0	102	0	43	0	28.30
0173 MONEE PCT 001	1022	268	98	0	159	2	9	0	26.22
0174 MONEE PCT 002	1230	258	42	0	216	0	0	0	20.98
0175 MONEE PCT 003	1148	330	185	1	137	0	7	0	28.75
0176 MONEE PCT 004	1235	442	217	1	204	0	20	0	35.79
0177 MONEE PCT 005	1201	244	10	0	233	1	0	0	20.32
0178 MONEE PCT 006	797	204	8	0	196	0	0	0	25.60
0179 MONEE PCT 007	1076	307	14	0	291	2	0	0	28.53
0180 MONEE PCT 008	1038	262	152	0	106	0	4	0	25.24
0181 NEW LENOX PCT 001	1076	179	122	0	54	0	3	0	16.64
0182 NEW LENOX PCT 002	1191	274	222	0	52	0	0	0	23.01
0183 NEW LENOX PCT 003	1095	193	148	0	41	0	4	0	17.63
0184 NEW LENOX PCT 004	1008	276	218	0	54	0	4	0	27.38
0185 NEW LENOX PCT 005	1191	267	225	0	41	0	1	0	22.42
0186 NEW LENOX PCT 006	1229	293	261	0	29	0	3	0	23.84
0187 NEW LENOX PCT 007	1406	375	319	0	52	0	4	1	26.67
0188 NEW LENOX PCT 008	1265	291	244	0	43	0	4	0	23.00
0189 NEW LENOX PCT 009	1330	280	220	2	54	0	4	0	21.05
0190 NEW LENOX PCT 010	1245	368	283	4	80	0	1	2	29.56
0191 NEW LENOX PCT 011	1327	287	241	1	40	0	5	0	21.63
0192 NEW LENOX PCT 012	1351	218	186	0	30	0	2	0	16.14
0193 NEW LENOX PCT 013	1270	255	218	0	34	0	3	0	20.08
0194 NEW LENOX PCT 014	1401	296	233	1	58	1	3	0	21.13
0195 NEW LENOX PCT 015	1182	286	238	0	48	0	0	0	24.20
0196 NEW LENOX PCT 016	1278	312	257	0	55	0	0	1	24.41
0197 NEW LENOX PCT 017	1338	299	250	0	48	0	1	0	22.35
0198 NEW LENOX PCT 018	1162	217	186	0	31	0	0	0	18.67
0199 NEW LENOX PCT 019	1281	244	199	1	44	0	0	0	19.05
0200 NEW LENOX PCT 020	1382	320	261	0	55	0	4	0	23.15
0201 PEOTONE PCT 001	1349	446	293	0	146	0	7	0	33.06
0202 PEOTONE PCT 002	1402	402	270	1	127	0	4	0	28.67
0203 PLAINFIELD PCT 001	1202	197	150	0	44	0	3	0	16.39
0204 PLAINFIELD PCT 002	1187	165	130	0	32	0	3	0	13.90
0205 PLAINFIELD PCT 003	1182	252	219	0	31	0	2	0	21.32
0206 PLAINFIELD PCT 004	651	75	44	0	31	0	0	0	11.52
0207 PLAINFIELD PCT 005	1158	177	145	0	31	0	1	0	15.28
0208 PLAINFIELD PCT 006	1157	156	115	0	39	0	2	0	13.48
0209 PLAINFIELD PCT 007	1386	135	88	1	45	0	1	0	9.74
0210 PLAINFIELD PCT 008	1239	245	193	3	43	2	4	0	19.77
0211 PLAINFIELD PCT 009	1287	261	225	1	32	0	3	0	20.28

STATISTICS

	TOTAL	PERCENT		TOTAL	PERCENT
01 = REGISTERED VOTERS - TOTAL	371,928		06 = BALLOTS CAST - FEDERAL DEMOCRATIC	84	.11
02 = BALLOTS CAST - TOTAL	78,033		07 = BALLOTS CAST - NONPARTISAN	2,116	2.71
03 = BALLOTS CAST - REPUBLICAN	53,119	68.07	08 = BALLOTS CAST - BLANK	25	.03
04 = BALLOTS CAST - FEDERAL REPUBLICAN	138	.18	09 = VOTER TURNOUT - TOTAL		20.98
05 = BALLOTS CAST - DEMOCRATIC	22,576	28.93			

(CONTINUED FROM PREVIOUS PAGE)

	01	02	03	04	05	06	07	08	09
0212 PLAINFIELD PCT 010	1229	269	219	2	46	0	2	0	21.89
0213 PLAINFIELD PCT 011	604	51	33	0	17	0	1	0	8.44
0214 PLAINFIELD PCT 012	1060	160	94	0	65	0	1	0	15.09
0215 PLAINFIELD PCT 013	1219	269	221	0	46	0	2	0	22.07
0216 PLAINFIELD PCT 014	1179	238	192	0	44	1	1	0	20.19
0217 PLAINFIELD PCT 015	1155	229	185	0	42	0	2	0	19.83
0218 PLAINFIELD PCT 016	1347	272	212	0	52	0	8	0	20.19
0219 PLAINFIELD PCT 017	1299	170	111	0	50	0	9	0	13.09
0220 PLAINFIELD PCT 018	1302	161	108	0	52	0	1	0	12.37
0221 PLAINFIELD PCT 019	1127	117	84	0	31	0	2	0	10.38
0222 PLAINFIELD PCT 020	1255	185	133	1	49	0	2	0	14.74
0223 PLAINFIELD PCT 021	1138	238	193	1	41	0	3	0	20.91
0224 PLAINFIELD PCT 022	1048	177	138	0	38	0	1	1	16.89
0225 PLAINFIELD PCT 023	1170	181	121	0	56	0	4	0	15.47
0226 PLAINFIELD PCT 024	1184	297	198	0	96	0	3	1	25.08
0227 PLAINFIELD PCT 025	1309	146	106	0	39	0	1	0	11.15
0228 PLAINFIELD PCT 026	1025	106	72	0	33	0	1	0	10.34
0229 PLAINFIELD PCT 027	1315	158	101	0	56	0	1	0	12.02
0230 PLAINFIELD PCT 028	1198	161	139	1	21	0	0	0	13.44
0231 PLAINFIELD PCT 029	1174	163	126	0	33	0	4	0	13.88
0232 PLAINFIELD PCT 030	1189	208	164	0	40	1	3	0	17.49
0233 PLAINFIELD PCT 031	1166	198	147	0	45	2	4	0	16.98
0234 PLAINFIELD PCT 032	1155	143	103	0	40	0	0	0	12.38
0235 PLAINFIELD PCT 033	1278	199	138	0	56	0	5	0	15.57
0236 PLAINFIELD PCT 034	1003	161	91	0	61	0	9	0	16.05
0237 PLAINFIELD PCT 035	1062	152	98	0	48	3	3	0	14.31
0238 PLAINFIELD PCT 036	1084	200	138	0	60	0	2	0	18.45
0239 REED PCT 001	1295	244	178	3	60	0	3	0	18.84
0240 REED PCT 002	1287	278	206	0	65	0	7	0	21.60
0241 REED PCT 003	1389	233	169	0	58	0	6	0	16.77
0242 TROY PCT 001	1216	138	95	0	38	0	5	0	11.35
0243 TROY PCT 002	1242	130	89	0	40	0	1	0	10.47
0244 TROY PCT 003	1264	149	109	0	38	0	2	0	11.79
0245 TROY PCT 004	1240	199	147	0	50	0	2	0	16.05
0246 TROY PCT 005	1136	260	160	0	94	0	6	0	22.89
0247 TROY PCT 006	904	165	99	0	60	0	6	0	18.25
0248 TROY PCT 007	1269	225	164	0	60	0	1	0	17.73
0249 TROY PCT 008	1165	275	180	0	90	0	5	0	23.61
0250 TROY PCT 009	1266	327	220	0	94	0	13	0	25.83
0251 TROY PCT 010	1359	347	257	1	76	0	13	0	25.53
0252 TROY PCT 011	1539	468	381	0	82	0	5	0	30.41
0253 TROY PCT 012	1360	288	201	0	82	0	5	0	21.18
0254 TROY PCT 013	1304	400	268	1	109	0	22	0	30.67
0255 TROY PCT 014	1355	295	228	0	62	0	5	0	21.77
0256 TROY PCT 015	1457	349	253	0	86	0	10	0	23.95
0257 TROY PCT 016	1402	284	182	0	95	0	7	0	20.26
0258 TROY PCT 017	1371	344	270	0	66	0	8	0	25.09
0259 TROY PCT 018	1117	160	100	2	56	0	2	0	14.32
0260 TROY PCT 019	1143	139	70	1	66	0	2	0	12.16
0261 TROY PCT 020	1362	311	234	0	75	0	2	0	22.83
0262 TROY PCT 021	1075	200	173	2	24	0	1	0	18.60
0263 TROY PCT 022	693	176	151	0	22	0	3	0	25.40
0264 TROY PCT 023	1181	287	208	0	71	0	8	0	24.30

STATISTICS

	TOTAL	PERCENT		TOTAL	PERCENT
01 = REGISTERED VOTERS - TOTAL	371,928		06 = BALLOTS CAST - FEDERAL DEMOCRATIC	84	.11
02 = BALLOTS CAST - TOTAL	78,033		07 = BALLOTS CAST - NONPARTISAN	2,116	2.71
03 = BALLOTS CAST - REPUBLICAN	53,119	68.07	08 = BALLOTS CAST - BLANK	25	.03
04 = BALLOTS CAST - FEDERAL REPUBLICAN	138	.18	09 = VOTER TURNOUT - TOTAL		20.98
05 = BALLOTS CAST - DEMOCRATIC	22,576	28.93			

(CONTINUED FROM PREVIOUS PAGE)

	01	02	03	04	05	06	07	08	09
0265 WASHINGTON PCT 001	1144	381	202	7	164	0	8	3	33.30
0266 WASHINGTON PCT 002	1214	373	189	1	179	0	4	0	30.72
0267 WASHINGTON PCT 003	1110	347	208	4	129	2	4	0	31.26
0268 WESLEY PCT 001	1442	264	199	0	59	0	6	0	18.31
0269 WHEATLAND PCT 001	1504	231	184	0	46	0	1	0	15.36
0270 WHEATLAND PCT 002	950	273	221	0	51	0	1	0	28.74
0271 WHEATLAND PCT 003	1236	241	213	0	27	0	1	1	19.50
0272 WHEATLAND PCT 004	1626	254	132	5	115	2	0	0	15.62
0273 WHEATLAND PCT 005	1447	243	217	2	21	0	3	0	16.79
0274 WHEATLAND PCT 006	1209	363	307	1	53	0	2	0	30.02
0275 WHEATLAND PCT 007	1266	286	251	1	31	0	3	0	22.59
0276 WHEATLAND PCT 008	1263	275	245	0	30	0	0	0	21.77
0277 WHEATLAND PCT 009	1451	390	331	0	59	0	0	0	26.88
0278 WHEATLAND PCT 010	1274	276	238	0	36	0	2	0	21.66
0279 WHEATLAND PCT 011	1076	157	122	0	35	0	0	0	14.59
0280 WHEATLAND PCT 012	1248	225	183	1	41	0	0	0	18.03
0281 WHEATLAND PCT 013	1184	219	191	0	27	0	1	0	18.50
0282 WHEATLAND PCT 014	1381	301	258	1	42	0	0	0	21.80
0283 WHEATLAND PCT 015	1191	184	163	0	21	0	0	0	15.45
0284 WHEATLAND PCT 016	1417	296	265	2	29	0	0	0	20.89
0285 WHEATLAND PCT 017	1373	243	212	0	31	0	0	0	17.70
0286 WHEATLAND PCT 018	1323	301	265	1	35	0	0	0	22.75
0287 WHEATLAND PCT 019	1096	220	156	0	61	1	2	0	20.07
0288 WHEATLAND PCT 020	1105	237	209	1	27	0	0	0	21.45
0289 WHEATLAND PCT 021	1079	206	172	0	34	0	0	0	19.09
0290 WHEATLAND PCT 022	1052	163	108	1	51	0	3	0	15.49
0291 WHEATLAND PCT 023	1465	184	144	1	35	0	4	0	12.56
0292 WHEATLAND PCT 024	1186	219	199	0	20	0	0	0	18.47
0293 WHEATLAND PCT 025	1385	248	218	0	27	0	3	0	17.91
0294 WHEATLAND PCT 026	1501	362	321	2	31	0	8	0	24.12
0295 WHEATLAND PCT 027	1048	134	88	0	45	0	1	0	12.79
0296 WHEATLAND PCT 028	1431	231	203	2	25	0	1	0	16.14
0297 WHEATLAND PCT 029	1448	280	243	0	37	0	0	0	19.34
0298 WHEATLAND PCT 030	1390	243	212	2	28	0	1	0	17.48
0299 WILL PCT 001	1100	359	231	0	127	0	1	0	32.64
0300 WILMINGTON PCT 001	1264	198	142	0	44	0	12	0	15.66
0301 WILMINGTON PCT 002	1284	259	179	1	72	2	5	1	20.17
0302 WILMINGTON PCT 003	1286	257	185	0	60	0	12	0	19.98
0303 WILTON PCT 001	589	247	144	0	87	0	16	0	41.94

VOTES PERCENT

PRESIDENT OF THE UNITED STATES - TOTAL

Vote for not more than 1

01 = Barack Obama

02 = WRITE-IN

20,267 97.39
 543 2.61

	01	02
0001 CHANNAHON PCT 001	54	2
0002 CHANNAHON PCT 002	58	1
0003 CHANNAHON PCT 003	65	3
0004 CHANNAHON PCT 004	56	0
0005 CHANNAHON PCT 005	44	1
0006 CRETE PCT 001	187	1
0007 CRETE PCT 002	90	7
0008 CRETE PCT 003	87	5
0009 CRETE PCT 004	171	4
0010 CRETE PCT 005	232	2
0011 CRETE PCT 006	170	4
0012 CRETE PCT 007	223	4
0013 CRETE PCT 008	140	11
0014 CRETE PCT 009	109	7
0015 CRETE PCT 010	95	5
0016 CRETE PCT 011	95	7
0017 CRETE PCT 012	131	6
0018 CUSTER PCT 001	24	1
0019 DU PAGE PCT 001	65	2
0020 DU PAGE PCT 002	45	2
0021 DU PAGE PCT 003	81	0
0022 DU PAGE PCT 004	50	0
0023 DU PAGE PCT 005	91	0
0024 DU PAGE PCT 006	86	2
0025 DU PAGE PCT 007	45	0
0026 DU PAGE PCT 008	70	1
0027 DU PAGE PCT 009	48	1
0028 DU PAGE PCT 010	72	0
0029 DU PAGE PCT 011	91	1
0030 DU PAGE PCT 012	80	0
0031 DU PAGE PCT 013	115	2
0032 DU PAGE PCT 014	80	1
0033 DU PAGE PCT 015	161	3
0034 DU PAGE PCT 016	87	0
0035 DU PAGE PCT 017	56	1
0036 DU PAGE PCT 018	59	1
0037 DU PAGE PCT 019	70	0
0038 DU PAGE PCT 020	68	1
0039 DU PAGE PCT 021	75	1
0040 DU PAGE PCT 022	68	3
0041 DU PAGE PCT 023	42	0
0042 DU PAGE PCT 024	54	2
0043 DU PAGE PCT 025	68	0
0044 DU PAGE PCT 026	62	2
0045 DU PAGE PCT 027	86	1
0046 DU PAGE PCT 028	71	1
0047 DU PAGE PCT 029	51	0
0048 DU PAGE PCT 030	96	0
0049 DU PAGE PCT 031	46	1
0050 DU PAGE PCT 032	55	5
0051 DU PAGE PCT 033	51	2
0052 DU PAGE PCT 034	63	4
0053 DU PAGE PCT 035	23	1
0054 DU PAGE PCT 036	59	3

**For City of Aurora details
 refer to that section of this book.**

VOTES PERCENT

PRESIDENT OF THE UNITED STATES - TOTAL

Vote for not more than 1

01 = Barack Obama

20,267 97.39

02 = WRITE-IN

543 2.61

(CONTINUED FROM PREVIOUS PAGE)

	01	02
0055 DU PAGE PCT 037	55	3
0056 FLORENCE PCT 001	24	1
0057 FRANKFORT PCT 001	58	2
0058 FRANKFORT PCT 002	55	0
0059 FRANKFORT PCT 003	68	2
0060 FRANKFORT PCT 004	30	1
0061 FRANKFORT PCT 005	52	4
0062 FRANKFORT PCT 006	57	1
0063 FRANKFORT PCT 007	57	3
0064 FRANKFORT PCT 008	42	0
0065 FRANKFORT PCT 009	61	1
0066 FRANKFORT PCT 010	72	3
0067 FRANKFORT PCT 011	48	2
0068 FRANKFORT PCT 012	50	2
0069 FRANKFORT PCT 013	46	1
0070 FRANKFORT PCT 014	51	0
0071 FRANKFORT PCT 015	46	2
0072 FRANKFORT PCT 016	45	1
0073 FRANKFORT PCT 017	36	0
0074 FRANKFORT PCT 018	46	2
0075 FRANKFORT PCT 019	40	1
0076 FRANKFORT PCT 020	57	3
0077 FRANKFORT PCT 021	63	1
0078 FRANKFORT PCT 022	76	2
0079 FRANKFORT PCT 023	36	1
0080 FRANKFORT PCT 024	102	1
0081 FRANKFORT PCT 025	49	0
0082 FRANKFORT PCT 026	44	0
0083 FRANKFORT PCT 027	33	1
0084 FRANKFORT PCT 028	66	2
0085 FRANKFORT PCT 029	52	1
0086 GREEN GARDEN PCT 001	35	5
0087 GREEN GARDEN PCT 002	38	3
0088 HOMER PCT 001	38	1
0089 HOMER PCT 002	64	1
0090 HOMER PCT 003	60	2
0091 HOMER PCT 004	58	2
0092 HOMER PCT 005	34	1
0093 HOMER PCT 006	48	4
0094 HOMER PCT 007	66	3
0095 HOMER PCT 008	36	1
0096 HOMER PCT 009	49	2
0097 HOMER PCT 010	55	0
0098 HOMER PCT 011	47	3
0099 HOMER PCT 012	50	0
0100 HOMER PCT 013	32	2
0101 HOMER PCT 014	55	2
0102 HOMER PCT 015	72	1
0103 HOMER PCT 016	63	3
0104 HOMER PCT 017	29	1
0105 HOMER PCT 018	58	0
0106 JACKSON PCT 001	122	6
0107 JACKSON PCT 002	130	5
0108 JOLIET PCT 001	104	2
0109 JOLIET PCT 002	76	0

VOTES PERCENT

PRESIDENT OF THE UNITED STATES - TOTAL

Vote for not more than 1

01 = Barack Obama

20,267 97.39

02 = WRITE-IN

543 2.61

(CONTINUED FROM PREVIOUS PAGE)

	01	02
0110 JOLIET PCT 003	35	2
0111 JOLIET PCT 004	57	3
0112 JOLIET PCT 005	132	1
0113 JOLIET PCT 006	101	2
0114 JOLIET PCT 007	129	3
0115 JOLIET PCT 008	57	1
0116 JOLIET PCT 009	66	0
0117 JOLIET PCT 010	85	5
0118 JOLIET PCT 011	65	3
0119 JOLIET PCT 012	59	1
0120 JOLIET PCT 013	61	0
0121 JOLIET PCT 014	64	0
0122 JOLIET PCT 015	54	2
0123 JOLIET PCT 016	136	4
0124 JOLIET PCT 017	94	1
0125 JOLIET PCT 018	106	0
0126 JOLIET PCT 019	70	2
0127 JOLIET PCT 020	122	3
0128 JOLIET PCT 021	99	2
0129 JOLIET PCT 022	99	2
0130 JOLIET PCT 023	64	1
0131 JOLIET PCT 024	72	2
0132 JOLIET PCT 025	84	1
0133 JOLIET PCT 026	75	0
0134 JOLIET PCT 027	40	1
0135 JOLIET PCT 028	108	0
0136 JOLIET PCT 029	84	4
0137 JOLIET PCT 030	57	2
0138 JOLIET PCT 031	55	2
0139 JOLIET PCT 032	134	0
0140 JOLIET PCT 033	48	0
0141 JOLIET PCT 034	177	0
0142 JOLIET PCT 035	168	1
0143 JOLIET PCT 036	124	1
0144 JOLIET PCT 037	117	1
0145 LOCKPORT PCT 001	162	3
0146 LOCKPORT PCT 002	48	2
0147 LOCKPORT PCT 003	43	1
0148 LOCKPORT PCT 004	47	3
0149 LOCKPORT PCT 005	44	2
0150 LOCKPORT PCT 006	52	0
0151 LOCKPORT PCT 007	77	0
0152 LOCKPORT PCT 008	77	1
0153 LOCKPORT PCT 009	150	6
0154 LOCKPORT PCT 010	44	2
0155 LOCKPORT PCT 011	65	3
0156 LOCKPORT PCT 012	39	0
0157 LOCKPORT PCT 013	285	5
0158 LOCKPORT PCT 014	79	4
0159 LOCKPORT PCT 015	55	0
0160 LOCKPORT PCT 016	96	3
0161 LOCKPORT PCT 017	63	2
0162 LOCKPORT PCT 018	120	4
0163 LOCKPORT PCT 019	88	1
0164 LOCKPORT PCT 020	81	1

VOTES PERCENT

PRESIDENT OF THE UNITED STATES - TOTAL

Vote for not more than 1

01 = Barack Obama	20,267	97.39
02 = WRITE-IN	543	2.61

(CONTINUED FROM PREVIOUS PAGE)

	01	02
0165 LOCKPORT PCT 021	79	5
0166 LOCKPORT PCT 022	98	2
0167 LOCKPORT PCT 023	71	2
0168 LOCKPORT PCT 024	120	2
0169 MANHATTAN PCT 001	102	1
0170 MANHATTAN PCT 002	122	7
0171 MANHATTAN PCT 003	93	2
0172 MANHATTAN PCT 004	86	2
0173 MONEE PCT 001	151	3
0174 MONEE PCT 002	206	1
0175 MONEE PCT 003	103	1
0176 MONEE PCT 004	158	8
0177 MONEE PCT 005	231	0
0178 MONEE PCT 006	192	0
0179 MONEE PCT 007	288	0
0180 MONEE PCT 008	77	10
0181 NEW LENOX PCT 001	52	1
0182 NEW LENOX PCT 002	47	0
0183 NEW LENOX PCT 003	38	2
0184 NEW LENOX PCT 004	47	1
0185 NEW LENOX PCT 005	40	1
0186 NEW LENOX PCT 006	27	0
0187 NEW LENOX PCT 007	45	1
0188 NEW LENOX PCT 008	40	0
0189 NEW LENOX PCT 009	44	1
0190 NEW LENOX PCT 010	68	2
0191 NEW LENOX PCT 011	36	0
0192 NEW LENOX PCT 012	27	1
0193 NEW LENOX PCT 013	33	1
0194 NEW LENOX PCT 014	48	1
0195 NEW LENOX PCT 015	44	0
0196 NEW LENOX PCT 016	52	2
0197 NEW LENOX PCT 017	46	1
0198 NEW LENOX PCT 018	27	0
0199 NEW LENOX PCT 019	42	0
0200 NEW LENOX PCT 020	47	0
0201 PEOTONE PCT 001	89	10
0202 PEOTONE PCT 002	68	7
0203 PLAINFIELD PCT 001	43	0
0204 PLAINFIELD PCT 002	30	0
0205 PLAINFIELD PCT 003	30	0
0206 PLAINFIELD PCT 004	30	0
0207 PLAINFIELD PCT 005	31	0
0208 PLAINFIELD PCT 006	38	0
0209 PLAINFIELD PCT 007	43	0
0210 PLAINFIELD PCT 008	44	0
0211 PLAINFIELD PCT 009	31	1
0212 PLAINFIELD PCT 010	42	2
0213 PLAINFIELD PCT 011	16	0
0214 PLAINFIELD PCT 012	63	2
0215 PLAINFIELD PCT 013	42	1
0216 PLAINFIELD PCT 014	44	0
0217 PLAINFIELD PCT 015	40	0
0218 PLAINFIELD PCT 016	44	3
0219 PLAINFIELD PCT 017	48	1

VOTES PERCENT

PRESIDENT OF THE UNITED STATES - TOTAL

Vote for not more than 1

01 = Barack Obama

02 = WRITE-IN

20,267 97.39
 543 2.61

(CONTINUED FROM PREVIOUS PAGE)

	01	02
0220 PLAINFIELD PCT 018	50	1
0221 PLAINFIELD PCT 019	30	0
0222 PLAINFIELD PCT 020	43	1
0223 PLAINFIELD PCT 021	39	1
0224 PLAINFIELD PCT 022	34	1
0225 PLAINFIELD PCT 023	51	2
0226 PLAINFIELD PCT 024	84	6
0227 PLAINFIELD PCT 025	33	2
0228 PLAINFIELD PCT 026	30	2
0229 PLAINFIELD PCT 027	55	0
0230 PLAINFIELD PCT 028	21	0
0231 PLAINFIELD PCT 029	31	1
0232 PLAINFIELD PCT 030	39	0
0233 PLAINFIELD PCT 031	45	2
0234 PLAINFIELD PCT 032	36	2
0235 PLAINFIELD PCT 033	50	1
0236 PLAINFIELD PCT 034	55	2
0237 PLAINFIELD PCT 035	46	1
0238 PLAINFIELD PCT 036	56	2
0239 REED PCT 001	55	3
0240 REED PCT 002	51	5
0241 REED PCT 003	48	3
0242 TROY PCT 001	33	3
0243 TROY PCT 002	39	0
0244 TROY PCT 003	35	1
0245 TROY PCT 004	45	0
0246 TROY PCT 005	82	0
0247 TROY PCT 006	55	1
0248 TROY PCT 007	57	0
0249 TROY PCT 008	77	1
0250 TROY PCT 009	86	2
0251 TROY PCT 010	70	4
0252 TROY PCT 011	64	2
0253 TROY PCT 012	63	4
0254 TROY PCT 013	100	5
0255 TROY PCT 014	59	1
0256 TROY PCT 015	74	3
0257 TROY PCT 016	87	2
0258 TROY PCT 017	60	1
0259 TROY PCT 018	55	1
0260 TROY PCT 019	64	1
0261 TROY PCT 020	73	0
0262 TROY PCT 021	23	1
0263 TROY PCT 022	20	0
0264 TROY PCT 023	60	3
0265 WASHINGTON PCT 001	93	19
0266 WASHINGTON PCT 002	109	20
0267 WASHINGTON PCT 003	60	6
0268 WESLEY PCT 001	50	6
0269 WHEATLAND PCT 001	44	0
0270 WHEATLAND PCT 002	49	0
0271 WHEATLAND PCT 003	26	0
0272 WHEATLAND PCT 004	114	0
0273 WHEATLAND PCT 005	21	0
0274 WHEATLAND PCT 006	52	1

VOTES PERCENT

PRESIDENT OF THE UNITED STATES - TOTAL

Vote for not more than 1

01 = Barack Obama

02 = WRITE-IN

20,267 97.39
 543 2.61

(CONTINUED FROM PREVIOUS PAGE)

	01	02
0275 WHEATLAND PCT 007	30	0
0276 WHEATLAND PCT 008	29	1
0277 WHEATLAND PCT 009	54	0
0278 WHEATLAND PCT 010	35	0
0279 WHEATLAND PCT 011	34	0
0280 WHEATLAND PCT 012	40	1
0281 WHEATLAND PCT 013	27	0
0282 WHEATLAND PCT 014	40	0
0283 WHEATLAND PCT 015	21	0
0284 WHEATLAND PCT 016	29	0
0285 WHEATLAND PCT 017	30	0
0286 WHEATLAND PCT 018	32	0
0287 WHEATLAND PCT 019	59	1
0288 WHEATLAND PCT 020	26	1
0289 WHEATLAND PCT 021	34	0
0290 WHEATLAND PCT 022	49	0
0291 WHEATLAND PCT 023	34	0
0292 WHEATLAND PCT 024	20	0
0293 WHEATLAND PCT 025	27	0
0294 WHEATLAND PCT 026	28	1
0295 WHEATLAND PCT 027	44	0
0296 WHEATLAND PCT 028	22	1
0297 WHEATLAND PCT 029	35	2
0298 WHEATLAND PCT 030	27	0
0299 WILL PCT 001	59	11
0300 WILMINGTON PCT 001	41	0
0301 WILMINGTON PCT 002	65	2
0302 WILMINGTON PCT 003	52	0
0303 WILTON PCT 001	50	3

VOTES PERCENT

PRESIDENT OF THE UNITED STATES
 1ST CONGRESSIONAL DISTRICT

Vote for not more than 1

01 = Barack Obama

02 = WRITE-IN

2,655 97.29
 74 2.71

	01	02
0057 FRANKFORT PCT 001	58	2
0058 FRANKFORT PCT 002	55	0
0059 FRANKFORT PCT 003	68	2
0060 FRANKFORT PCT 004	30	1
0061 FRANKFORT PCT 005	52	4
0062 FRANKFORT PCT 006	57	1
0063 FRANKFORT PCT 007	57	3
0064 FRANKFORT PCT 008	42	0
0065 FRANKFORT PCT 009	61	1
0066 FRANKFORT PCT 010	72	3
0067 FRANKFORT PCT 011	48	2
0068 FRANKFORT PCT 012	50	2
0069 FRANKFORT PCT 013	46	1
0070 FRANKFORT PCT 014	51	0
0071 FRANKFORT PCT 015	46	2
0072 FRANKFORT PCT 016	45	1
0073 FRANKFORT PCT 017	36	0
0074 FRANKFORT PCT 018	46	2
0075 FRANKFORT PCT 019	40	1
0076 FRANKFORT PCT 020	57	3
0077 FRANKFORT PCT 021	63	1
0078 FRANKFORT PCT 022	76	2
0079 FRANKFORT PCT 023	36	1
0080 FRANKFORT PCT 024	102	1
0081 FRANKFORT PCT 025	49	0
0082 FRANKFORT PCT 026	44	0
0083 FRANKFORT PCT 027	33	1
0084 FRANKFORT PCT 028	66	2
0085 FRANKFORT PCT 029	52	1
0086 GREEN GARDEN PCT 001	35	5
0087 GREEN GARDEN PCT 002	38	3
0106 JACKSON PCT 001	92	4
0107 JACKSON PCT 002	130	5
0169 MANHATTAN PCT 001	102	1
0170 MANHATTAN PCT 002	122	7
0171 MANHATTAN PCT 003	93	2
0172 MANHATTAN PCT 004	86	2
0182 NEW LENOX PCT 002	20	0
0187 NEW LENOX PCT 007	45	1
0188 NEW LENOX PCT 008	40	0
0192 NEW LENOX PCT 012	27	1
0193 NEW LENOX PCT 013	33	1
0194 NEW LENOX PCT 014	48	1
0195 NEW LENOX PCT 015	44	0
0197 NEW LENOX PCT 017	46	1
0198 NEW LENOX PCT 018	27	0
0199 NEW LENOX PCT 019	42	0
0200 NEW LENOX PCT 020	47	0

VOTES PERCENT

PRESIDENT OF THE UNITED STATES
2ND CONGRESSIONAL DISTRICT

Vote for not more than 1

01 = Barack Obama

02 = WRITE-IN

3,664 95.77
162 4.23

01 02

0006 CRETE PCT 001	187	1
0007 CRETE PCT 002	90	7
0008 CRETE PCT 003	87	5
0009 CRETE PCT 004	171	4
0010 CRETE PCT 005	232	2
0011 CRETE PCT 006	170	4
0012 CRETE PCT 007	223	4
0013 CRETE PCT 008	140	11
0014 CRETE PCT 009	109	7
0015 CRETE PCT 010	95	5
0016 CRETE PCT 011	95	7
0017 CRETE PCT 012	131	6
0173 MONEE PCT 001	151	3
0174 MONEE PCT 002	206	1
0175 MONEE PCT 003	103	1
0176 MONEE PCT 004	158	8
0177 MONEE PCT 005	231	0
0178 MONEE PCT 006	192	0
0179 MONEE PCT 007	288	0
0180 MONEE PCT 008	77	10
0201 PEOTONE PCT 001	89	10
0202 PEOTONE PCT 002	68	7
0265 WASHINGTON PCT 001	93	19
0266 WASHINGTON PCT 002	109	20
0267 WASHINGTON PCT 003	60	6
0299 WILL PCT 001	59	11
0303 WILTON PCT 001	50	3

VOTES PERCENT

PRESIDENT OF THE UNITED STATES
 3RD CONGRESSIONAL DISTRICT

Vote for not more than 1

01 = Barack Obama
 02 = WRITE-IN

2,404 96.94
 76 3.06

	01	02
0050 DU PAGE PCT 032	20	2
0051 DU PAGE PCT 033	6	0
0053 DU PAGE PCT 035	23	1
0054 DU PAGE PCT 036	59	3
0055 DU PAGE PCT 037	55	3
0088 HOMER PCT 001	38	1
0089 HOMER PCT 002	64	1
0090 HOMER PCT 003	60	2
0091 HOMER PCT 004	58	2
0092 HOMER PCT 005	34	1
0093 HOMER PCT 006	48	4
0094 HOMER PCT 007	66	3
0095 HOMER PCT 008	36	1
0096 HOMER PCT 009	49	2
0097 HOMER PCT 010	55	0
0098 HOMER PCT 011	47	3
0099 HOMER PCT 012	50	0
0100 HOMER PCT 013	32	2
0101 HOMER PCT 014	55	2
0102 HOMER PCT 015	72	1
0103 HOMER PCT 016	63	3
0104 HOMER PCT 017	29	1
0105 HOMER PCT 018	58	0
0108 JOLIET PCT 001	96	2
0109 JOLIET PCT 002	76	0
0110 JOLIET PCT 003	35	2
0146 LOCKPORT PCT 002	48	2
0147 LOCKPORT PCT 003	43	1
0148 LOCKPORT PCT 004	47	3
0149 LOCKPORT PCT 005	44	2
0154 LOCKPORT PCT 010	44	2
0155 LOCKPORT PCT 011	65	3
0156 LOCKPORT PCT 012	39	0
0159 LOCKPORT PCT 015	55	0
0160 LOCKPORT PCT 016	96	3
0161 LOCKPORT PCT 017	63	2
0162 LOCKPORT PCT 018	120	4
0163 LOCKPORT PCT 019	88	1
0164 LOCKPORT PCT 020	0	0
0165 LOCKPORT PCT 021	79	5
0166 LOCKPORT PCT 022	98	2
0167 LOCKPORT PCT 023	71	2
0168 LOCKPORT PCT 024	120	2

VOTES PERCENT

PRESIDENT OF THE UNITED STATES
 11TH CONGRESSIONAL DISTRICT

Vote for not more than 1

01 = Barack Obama

02 = WRITE-IN

9,464 98.10
 183 1.90

	01	02
0019 DU PAGE PCT 001	65	2
0020 DU PAGE PCT 002	45	2
0021 DU PAGE PCT 003	81	0
0022 DU PAGE PCT 004	50	0
0023 DU PAGE PCT 005	91	0
0024 DU PAGE PCT 006	86	2
0025 DU PAGE PCT 007	45	0
0026 DU PAGE PCT 008	70	1
0027 DU PAGE PCT 009	48	1
0028 DU PAGE PCT 010	72	0
0029 DU PAGE PCT 011	91	1
0030 DU PAGE PCT 012	80	0
0031 DU PAGE PCT 013	115	2
0032 DU PAGE PCT 014	80	1
0033 DU PAGE PCT 015	161	3
0034 DU PAGE PCT 016	87	0
0035 DU PAGE PCT 017	56	1
0036 DU PAGE PCT 018	59	1
0037 DU PAGE PCT 019	70	0
0038 DU PAGE PCT 020	68	1
0039 DU PAGE PCT 021	75	1
0040 DU PAGE PCT 022	68	3
0041 DU PAGE PCT 023	42	0
0042 DU PAGE PCT 024	54	2
0043 DU PAGE PCT 025	68	0
0044 DU PAGE PCT 026	62	2
0045 DU PAGE PCT 027	86	1
0046 DU PAGE PCT 028	71	1
0047 DU PAGE PCT 029	51	0
0048 DU PAGE PCT 030	96	0
0049 DU PAGE PCT 031	46	1
0050 DU PAGE PCT 032	35	3
0051 DU PAGE PCT 033	45	2
0052 DU PAGE PCT 034	63	4
0054 DU PAGE PCT 036	0	0
0106 JACKSON PCT 001	30	2
0108 JOLIET PCT 001	8	0
0109 JOLIET PCT 002	0	0
0111 JOLIET PCT 004	57	3
0112 JOLIET PCT 005	132	1
0113 JOLIET PCT 006	101	2
0114 JOLIET PCT 007	129	3
0115 JOLIET PCT 008	57	1
0116 JOLIET PCT 009	66	0
0117 JOLIET PCT 010	85	5
0118 JOLIET PCT 011	65	3
0119 JOLIET PCT 012	59	1
0120 JOLIET PCT 013	61	0
0121 JOLIET PCT 014	64	0
0122 JOLIET PCT 015	54	2
0123 JOLIET PCT 016	136	4
0124 JOLIET PCT 017	94	1
0125 JOLIET PCT 018	106	0
0126 JOLIET PCT 019	70	2

VOTES PERCENT

PRESIDENT OF THE UNITED STATES
11TH CONGRESSIONAL DISTRICT

Vote for not more than 1

01 = Barack Obama

02 = WRITE-IN

9,464 98.10
183 1.90

(CONTINUED FROM PREVIOUS PAGE)

	01	02
0127 JOLIET PCT 020	122	3
0128 JOLIET PCT 021	99	2
0129 JOLIET PCT 022	99	2
0130 JOLIET PCT 023	64	1
0131 JOLIET PCT 024	72	2
0132 JOLIET PCT 025	84	1
0133 JOLIET PCT 026	75	0
0134 JOLIET PCT 027	40	1
0135 JOLIET PCT 028	108	0
0136 JOLIET PCT 029	84	4
0137 JOLIET PCT 030	57	2
0138 JOLIET PCT 031	55	2
0139 JOLIET PCT 032	134	0
0140 JOLIET PCT 033	48	0
0141 JOLIET PCT 034	177	0
0142 JOLIET PCT 035	168	1
0143 JOLIET PCT 036	124	1
0144 JOLIET PCT 037	117	1
0145 LOCKPORT PCT 001	162	3
0150 LOCKPORT PCT 006	52	0
0151 LOCKPORT PCT 007	77	0
0152 LOCKPORT PCT 008	77	1
0153 LOCKPORT PCT 009	150	6
0157 LOCKPORT PCT 013	285	5
0158 LOCKPORT PCT 014	79	4
0164 LOCKPORT PCT 020	81	1
0181 NEW LENOX PCT 001	52	1
0182 NEW LENOX PCT 002	27	0
0183 NEW LENOX PCT 003	38	2
0184 NEW LENOX PCT 004	47	1
0185 NEW LENOX PCT 005	40	1
0186 NEW LENOX PCT 006	27	0
0189 NEW LENOX PCT 009	44	1
0190 NEW LENOX PCT 010	68	2
0191 NEW LENOX PCT 011	36	0
0196 NEW LENOX PCT 016	52	2
0198 NEW LENOX PCT 018	0	0
0206 PLAINFIELD PCT 004	30	0
0207 PLAINFIELD PCT 005	31	0
0208 PLAINFIELD PCT 006	38	0
0209 PLAINFIELD PCT 007	43	0
0212 PLAINFIELD PCT 010	21	1
0213 PLAINFIELD PCT 011	16	0
0214 PLAINFIELD PCT 012	63	2
0215 PLAINFIELD PCT 013	31	1
0216 PLAINFIELD PCT 014	44	0
0217 PLAINFIELD PCT 015	40	0
0218 PLAINFIELD PCT 016	44	3
0219 PLAINFIELD PCT 017	48	1
0220 PLAINFIELD PCT 018	50	1
0221 PLAINFIELD PCT 019	30	0
0222 PLAINFIELD PCT 020	43	1
0223 PLAINFIELD PCT 021	39	1
0224 PLAINFIELD PCT 022	34	1

VOTES PERCENT

PRESIDENT OF THE UNITED STATES
 11TH CONGRESSIONAL DISTRICT

Vote for not more than 1

01 = Barack Obama

02 = WRITE-IN

9,464 98.10
 183 1.90

(CONTINUED FROM PREVIOUS PAGE)

	01	02
0225 PLAINFIELD PCT 023	51	2
0226 PLAINFIELD PCT 024	84	6
0227 PLAINFIELD PCT 025	33	2
0228 PLAINFIELD PCT 026	30	2
0229 PLAINFIELD PCT 027	55	0
0230 PLAINFIELD PCT 028	21	0
0231 PLAINFIELD PCT 029	31	1
0232 PLAINFIELD PCT 030	39	0
0233 PLAINFIELD PCT 031	45	2
0234 PLAINFIELD PCT 032	36	2
0235 PLAINFIELD PCT 033	50	1
0236 PLAINFIELD PCT 034	55	2
0237 PLAINFIELD PCT 035	46	1
0238 PLAINFIELD PCT 036	56	2
0242 TROY PCT 001	33	3
0243 TROY PCT 002	39	0
0244 TROY PCT 003	35	1
0245 TROY PCT 004	45	0
0246 TROY PCT 005	82	0
0247 TROY PCT 006	55	1
0248 TROY PCT 007	57	0
0249 TROY PCT 008	77	1
0250 TROY PCT 009	86	2
0251 TROY PCT 010	70	4
0252 TROY PCT 011	64	2
0253 TROY PCT 012	63	4
0254 TROY PCT 013	1	0
0255 TROY PCT 014	4	0
0256 TROY PCT 015	52	1
0257 TROY PCT 016	87	2
0258 TROY PCT 017	24	0
0259 TROY PCT 018	55	1
0260 TROY PCT 019	64	1
0264 TROY PCT 023	60	3
0272 WHEATLAND PCT 004	114	0
0273 WHEATLAND PCT 005	21	0
0287 WHEATLAND PCT 019	59	1
0290 WHEATLAND PCT 022	49	0
0294 WHEATLAND PCT 026	0	0
0295 WHEATLAND PCT 027	14	0

VOTES PERCENT

PRESIDENT OF THE UNITED STATES
 14TH CONGRESSIONAL DISTRICT

Vote for not more than 1
 01 = Barack Obama
 02 = WRITE-IN

1,393 98.58
 20 1.42

	01	02
0203 PLAINFIELD PCT 001	43	0
0204 PLAINFIELD PCT 002	30	0
0205 PLAINFIELD PCT 003	30	0
0210 PLAINFIELD PCT 008	44	0
0211 PLAINFIELD PCT 009	31	1
0212 PLAINFIELD PCT 010	21	1
0215 PLAINFIELD PCT 013	11	0
0254 TROY PCT 013	99	5
0255 TROY PCT 014	55	1
0256 TROY PCT 015	22	2
0258 TROY PCT 017	36	1
0261 TROY PCT 020	73	0
0262 TROY PCT 021	23	1
0263 TROY PCT 022	20	0
0269 WHEATLAND PCT 001	44	0
0270 WHEATLAND PCT 002	49	0
0271 WHEATLAND PCT 003	26	0
0274 WHEATLAND PCT 006	52	1
0275 WHEATLAND PCT 007	30	0
0276 WHEATLAND PCT 008	29	1
0277 WHEATLAND PCT 009	54	0
0278 WHEATLAND PCT 010	35	0
0279 WHEATLAND PCT 011	34	0
0280 WHEATLAND PCT 012	40	1
0281 WHEATLAND PCT 013	27	0
0282 WHEATLAND PCT 014	40	0
0283 WHEATLAND PCT 015	21	0
0284 WHEATLAND PCT 016	29	0
0285 WHEATLAND PCT 017	30	0
0286 WHEATLAND PCT 018	32	0
0288 WHEATLAND PCT 020	26	1
0289 WHEATLAND PCT 021	34	0
0290 WHEATLAND PCT 022	0	0
0291 WHEATLAND PCT 023	34	0
0292 WHEATLAND PCT 024	20	0
0293 WHEATLAND PCT 025	27	0
0294 WHEATLAND PCT 026	28	1
0295 WHEATLAND PCT 027	30	0
0296 WHEATLAND PCT 028	22	1
0297 WHEATLAND PCT 029	35	2
0298 WHEATLAND PCT 030	27	0

**For City of Aurora details
 refer to that section of this book.**

VOTES PERCENT

PRESIDENT OF THE UNITED STATES
16TH CONGRESSIONAL DISTRICT

Vote for not more than 1

01 = Barack Obama

02 = WRITE-IN

687 96.08

28 3.92

01 02

0001 CHANNAHON PCT 001	54	2
0002 CHANNAHON PCT 002	58	1
0003 CHANNAHON PCT 003	65	3
0004 CHANNAHON PCT 004	56	0
0005 CHANNAHON PCT 005	44	1
0018 CUSTER PCT 001	24	1
0056 FLORENCE PCT 001	24	1
0239 REED PCT 001	55	3
0240 REED PCT 002	51	5
0241 REED PCT 003	48	3
0268 WESLEY PCT 001	50	6
0300 WILMINGTON PCT 001	41	0
0301 WILMINGTON PCT 002	65	2
0302 WILMINGTON PCT 003	52	0



Nancy Schultz Voots

W I L L C O U N T Y C L E R K



Democratic Party

CONGRESSIONAL SUMMARY

(1st, 2nd, 3rd, 11th, 14th & 16th DISTRICTS)

DELEGATES

REPRESENTATIVE IN CONGRESS 1ST CONGRESSIONAL DISTRICT	VOTES PERCENT						VOTES PERCENT	
Vote for not more than 1								
01 = Bobby L. Rush	1,055			40.62			04 = Fred Smith	350 13.48
02 = Clifford M. Russell, Jr.	196			7.55			05 = Raymond M. Lodato	511 19.68
03 = Jordan Sims	210			8.09			06 = Harold L. Bailey	275 10.59
	01	02	03	04	05	06		
0057 FRANKFORT PCT 001	23	3	7	7	16	4		
0058 FRANKFORT PCT 002	17	6	6	4	16	8		
0059 FRANKFORT PCT 003	29	6	6	5	12	9		
0060 FRANKFORT PCT 004	13	2	2	4	5	5		
0061 FRANKFORT PCT 005	18	3	5	3	24	5		
0062 FRANKFORT PCT 006	27	3	3	8	9	6		
0063 FRANKFORT PCT 007	29	4	2	10	10	2		
0064 FRANKFORT PCT 008	13	3	3	2	11	9		
0065 FRANKFORT PCT 009	27	6	5	8	11	5		
0066 FRANKFORT PCT 010	38	6	3	9	13	2		
0067 FRANKFORT PCT 011	23	2	1	5	19	0		
0068 FRANKFORT PCT 012	12	4	7	8	19	5		
0069 FRANKFORT PCT 013	20	5	2	6	11	4		
0070 FRANKFORT PCT 014	24	2	4	9	7	2		
0071 FRANKFORT PCT 015	18	5	4	5	13	5		
0072 FRANKFORT PCT 016	23	2	4	7	10	3		
0073 FRANKFORT PCT 017	12	2	2	9	6	1		
0074 FRANKFORT PCT 018	19	4	2	14	13	2		
0075 FRANKFORT PCT 019	22	0	3	5	5	6		
0076 FRANKFORT PCT 020	16	5	6	9	15	5		
0077 FRANKFORT PCT 021	25	4	4	11	10	8		
0078 FRANKFORT PCT 022	32	4	1	6	11	2		
0079 FRANKFORT PCT 023	16	3	5	2	5	4		
0080 FRANKFORT PCT 024	56	5	7	6	11	6		
0081 FRANKFORT PCT 025	16	5	6	9	8	4		
0082 FRANKFORT PCT 026	30	2	4	5	2	2		
0083 FRANKFORT PCT 027	14	0	0	10	8	1		
0084 FRANKFORT PCT 028	30	1	10	5	16	5		
0085 FRANKFORT PCT 029	25	6	3	7	7	3		
0086 GREEN GARDEN PCT 001	8	5	5	6	10	6		
0087 GREEN GARDEN PCT 002	11	4	1	4	16	7		
0106 JACKSON PCT 001	40	4	9	15	10	10		
0107 JACKSON PCT 002	34	14	11	22	22	27		
0169 MANHATTAN PCT 001	27	9	8	12	13	20		
0170 MANHATTAN PCT 002	43	17	7	10	14	14		
0171 MANHATTAN PCT 003	34	3	7	16	11	10		
0172 MANHATTAN PCT 004	26	4	8	15	8	16		
0182 NEW LENOX PCT 002	9	4	0	2	2	4		
0187 NEW LENOX PCT 007	22	2	5	7	4	5		
0188 NEW LENOX PCT 008	12	5	6	3	12	2		
0192 NEW LENOX PCT 012	6	1	6	5	2	5		
0193 NEW LENOX PCT 013	12	3	3	2	5	5		
0194 NEW LENOX PCT 014	22	3	1	9	9	7		
0195 NEW LENOX PCT 015	19	3	3	5	10	6		
0197 NEW LENOX PCT 017	18	5	1	6	10	3		
0198 NEW LENOX PCT 018	13	2	3	5	5	1		
0199 NEW LENOX PCT 019	15	3	5	4	10	1		
0200 NEW LENOX PCT 020	17	2	4	4	15	3		

Total Democratic Ballots Cast for
 1st Congressional District
 3,028

	VOTES	PERCENT
REPRESENTATIVE IN CONGRESS 2ND CONGRESSIONAL DISTRICT		
Vote for not more than 1		
01 = Jesse L. Jackson, Jr.	1,736	38.64
02 = Deborah "Debbie" Halvorson	2,757	61.36

	01	02
0006 CRETE PCT 001	128	71
0007 CRETE PCT 002	36	72
0008 CRETE PCT 003	23	83
0009 CRETE PCT 004	88	104
0010 CRETE PCT 005	120	133
0011 CRETE PCT 006	63	133
0012 CRETE PCT 007	123	118
0013 CRETE PCT 008	49	130
0014 CRETE PCT 009	14	140
0015 CRETE PCT 010	6	113
0016 CRETE PCT 011	18	94
0017 CRETE PCT 012	58	97
0173 MONEE PCT 001	88	71
0174 MONEE PCT 002	141	73
0175 MONEE PCT 003	37	98
0176 MONEE PCT 004	57	146
0177 MONEE PCT 005	182	47
0178 MONEE PCT 006	164	32
0179 MONEE PCT 007	230	57
0180 MONEE PCT 008	34	72
0201 PEOTONE PCT 001	16	130
0202 PEOTONE PCT 002	12	115
0265 WASHINGTON PCT 001	13	147
0266 WASHINGTON PCT 002	20	154
0267 WASHINGTON PCT 003	5	124
0299 WILL PCT 001	8	119
0303 WILTON PCT 001	3	84

Total Democratic Ballots Cast for
 2nd Congressional District
 4,530

	VOTES	PERCENT
REPRESENTATIVE IN CONGRESS 3RD CONGRESSIONAL DISTRICT		
Vote for not more than 1		
01 = Daniel William Lipinski	2,127	84.04
02 = Farah Baqai	404	15.96

	-----	-----
	01	02
	-----	-----
0050 DU PAGE PCT 032	18	2
0051 DU PAGE PCT 033	7	0
0053 DU PAGE PCT 035	12	9
0054 DU PAGE PCT 036	49	13
0055 DU PAGE PCT 037	52	9
0088 HOMER PCT 001	32	8
0089 HOMER PCT 002	44	24
0090 HOMER PCT 003	54	9
0091 HOMER PCT 004	49	12
0092 HOMER PCT 005	33	5
0093 HOMER PCT 006	44	11
0094 HOMER PCT 007	62	12
0095 HOMER PCT 008	32	4
0096 HOMER PCT 009	50	3
0097 HOMER PCT 010	53	6
0098 HOMER PCT 011	43	7
0099 HOMER PCT 012	44	3
0100 HOMER PCT 013	30	5
0101 HOMER PCT 014	45	11
0102 HOMER PCT 015	69	9
0103 HOMER PCT 016	58	11
0104 HOMER PCT 017	26	5
0105 HOMER PCT 018	56	6
0108 JOLIET PCT 001	80	14
0109 JOLIET PCT 002	66	8
0110 JOLIET PCT 003	33	8
0146 LOCKPORT PCT 002	40	12
0147 LOCKPORT PCT 003	36	11
0148 LOCKPORT PCT 004	46	6
0149 LOCKPORT PCT 005	45	7
0154 LOCKPORT PCT 010	44	6
0155 LOCKPORT PCT 011	63	8
0156 LOCKPORT PCT 012	33	4
0159 LOCKPORT PCT 015	45	11
0160 LOCKPORT PCT 016	85	17
0161 LOCKPORT PCT 017	57	10
0162 LOCKPORT PCT 018	99	23
0163 LOCKPORT PCT 019	79	12
0164 LOCKPORT PCT 020	0	0
0165 LOCKPORT PCT 021	75	10
0166 LOCKPORT PCT 022	86	18
0167 LOCKPORT PCT 023	69	11
0168 LOCKPORT PCT 024	84	24

Total Democratic Ballots Cast for
 3rd Congressional District
 2,698

	VOTES	PERCENT		VOTES	PERCENT
REPRESENTATIVE IN CONGRESS 11TH CONGRESSIONAL DISTRICT					
Vote for not more than 1					
01 = Bill Foster	4,976	51.72			
02 = Jim Hickey	2,029	21.09	03 = Juan Thomas	2,616	27.19

	01	02	03
0019 DU PAGE PCT 001	43	7	16
0020 DU PAGE PCT 002	38	5	4
0021 DU PAGE PCT 003	65	8	5
0022 DU PAGE PCT 004	34	5	9
0023 DU PAGE PCT 005	57	16	18
0024 DU PAGE PCT 006	43	12	32
0025 DU PAGE PCT 007	43	2	2
0026 DU PAGE PCT 008	33	10	23
0027 DU PAGE PCT 009	23	15	11
0028 DU PAGE PCT 010	41	7	23
0029 DU PAGE PCT 011	50	15	23
0030 DU PAGE PCT 012	41	13	25
0031 DU PAGE PCT 013	62	22	29
0032 DU PAGE PCT 014	35	15	29
0033 DU PAGE PCT 015	84	25	50
0034 DU PAGE PCT 016	50	18	23
0035 DU PAGE PCT 017	27	12	16
0036 DU PAGE PCT 018	34	4	20
0037 DU PAGE PCT 019	27	18	24
0038 DU PAGE PCT 020	29	16	23
0039 DU PAGE PCT 021	39	11	24
0040 DU PAGE PCT 022	32	15	20
0041 DU PAGE PCT 023	14	8	20
0042 DU PAGE PCT 024	28	7	18
0043 DU PAGE PCT 025	32	18	22
0044 DU PAGE PCT 026	26	11	27
0045 DU PAGE PCT 027	40	12	33
0046 DU PAGE PCT 028	36	13	21
0047 DU PAGE PCT 029	22	15	13
0048 DU PAGE PCT 030	40	21	27
0049 DU PAGE PCT 031	23	4	18
0050 DU PAGE PCT 032	23	10	6
0051 DU PAGE PCT 033	29	8	11
0052 DU PAGE PCT 034	37	25	7
0054 DU PAGE PCT 036	0	0	0
0106 JACKSON PCT 001	12	13	9
0108 JOLIET PCT 001	2	1	4
0109 JOLIET PCT 002	0	0	0
0111 JOLIET PCT 004	22	14	22
0112 JOLIET PCT 005	45	11	62
0113 JOLIET PCT 006	39	10	53
0114 JOLIET PCT 007	64	10	51
0115 JOLIET PCT 008	32	19	10
0116 JOLIET PCT 009	29	15	25
0117 JOLIET PCT 010	45	24	20
0118 JOLIET PCT 011	32	19	18
0119 JOLIET PCT 012	36	6	16
0120 JOLIET PCT 013	25	11	22
0121 JOLIET PCT 014	22	11	28
0122 JOLIET PCT 015	26	13	17
0123 JOLIET PCT 016	66	12	57
0124 JOLIET PCT 017	53	29	19
0125 JOLIET PCT 018	62	29	16
0126 JOLIET PCT 019	50	16	5
0127 JOLIET PCT 020	71	26	32

Total Democratic Ballots Cast for
11th Congressional District
10,147

	VOTES	PERCENT		VOTES	PERCENT
REPRESENTATIVE IN CONGRESS 11TH CONGRESSIONAL DISTRICT					
Vote for not more than 1					
01 = Bill Foster	4,976	51.72			
02 = Jim Hickey	2,029	21.09	03 = Juan Thomas	2,616	27.19

(CONTINUED FROM PREVIOUS PAGE)

	01	02	03
0128 JOLIET PCT 021	61	17	20
0129 JOLIET PCT 022	57	19	31
0130 JOLIET PCT 023	31	10	24
0131 JOLIET PCT 024	37	17	20
0132 JOLIET PCT 025	42	28	17
0133 JOLIET PCT 026	34	27	20
0134 JOLIET PCT 027	21	7	16
0135 JOLIET PCT 028	26	3	80
0136 JOLIET PCT 029	46	12	32
0137 JOLIET PCT 030	34	14	9
0138 JOLIET PCT 031	32	17	12
0139 JOLIET PCT 032	43	9	76
0140 JOLIET PCT 033	25	10	9
0141 JOLIET PCT 034	78	18	71
0142 JOLIET PCT 035	77	21	71
0143 JOLIET PCT 036	60	12	61
0144 JOLIET PCT 037	60	8	46
0145 LOCKPORT PCT 001	89	51	21
0150 LOCKPORT PCT 006	26	9	16
0151 LOCKPORT PCT 007	28	20	28
0152 LOCKPORT PCT 008	30	18	26
0153 LOCKPORT PCT 009	84	47	26
0157 LOCKPORT PCT 013	172	92	33
0158 LOCKPORT PCT 014	36	36	11
0164 LOCKPORT PCT 020	46	32	8
0181 NEW LENOX PCT 001	29	12	12
0182 NEW LENOX PCT 002	5	13	9
0183 NEW LENOX PCT 003	21	14	3
0184 NEW LENOX PCT 004	35	15	2
0185 NEW LENOX PCT 005	19	14	5
0186 NEW LENOX PCT 006	16	13	0
0189 NEW LENOX PCT 009	30	18	4
0190 NEW LENOX PCT 010	43	26	3
0191 NEW LENOX PCT 011	23	11	4
0196 NEW LENOX PCT 016	29	15	10
0198 NEW LENOX PCT 018	0	0	0
0206 PLAINFIELD PCT 004	13	6	9
0207 PLAINFIELD PCT 005	17	4	8
0208 PLAINFIELD PCT 006	7	9	19
0209 PLAINFIELD PCT 007	26	5	11
0212 PLAINFIELD PCT 010	9	6	6
0213 PLAINFIELD PCT 011	10	4	2
0214 PLAINFIELD PCT 012	27	15	18
0215 PLAINFIELD PCT 013	25	6	3
0216 PLAINFIELD PCT 014	27	9	8
0217 PLAINFIELD PCT 015	16	13	9
0218 PLAINFIELD PCT 016	26	10	13
0219 PLAINFIELD PCT 017	24	12	12
0220 PLAINFIELD PCT 018	23	11	16
0221 PLAINFIELD PCT 019	13	6	9
0222 PLAINFIELD PCT 020	27	16	5
0223 PLAINFIELD PCT 021	26	8	5
0224 PLAINFIELD PCT 022	26	5	4
0225 PLAINFIELD PCT 023	28	16	9
0226 PLAINFIELD PCT 024	47	26	17

	VOTES	PERCENT		VOTES	PERCENT
REPRESENTATIVE IN CONGRESS 11TH CONGRESSIONAL DISTRICT					
Vote for not more than 1					
01 = Bill Foster	4,976	51.72			
02 = Jim Hickey	2,029	21.09	03 = Juan Thomas	2,616	27.19

(CONTINUED FROM PREVIOUS PAGE)	01	02	03
0227 PLAINFIELD PCT 025	19	10	7
0228 PLAINFIELD PCT 026	17	7	8
0229 PLAINFIELD PCT 027	27	10	18
0230 PLAINFIELD PCT 028	10	6	5
0231 PLAINFIELD PCT 029	17	9	6
0232 PLAINFIELD PCT 030	20	10	9
0233 PLAINFIELD PCT 031	24	10	13
0234 PLAINFIELD PCT 032	19	11	9
0235 PLAINFIELD PCT 033	26	22	8
0236 PLAINFIELD PCT 034	22	18	19
0237 PLAINFIELD PCT 035	31	8	9
0238 PLAINFIELD PCT 036	37	8	13
0242 TROY PCT 001	19	10	7
0243 TROY PCT 002	23	9	7
0244 TROY PCT 003	24	5	6
0245 TROY PCT 004	26	12	12
0246 TROY PCT 005	58	16	12
0247 TROY PCT 006	24	17	15
0248 TROY PCT 007	36	12	9
0249 TROY PCT 008	50	17	16
0250 TROY PCT 009	57	14	21
0251 TROY PCT 010	40	14	19
0252 TROY PCT 011	44	16	14
0253 TROY PCT 012	42	24	11
0254 TROY PCT 013	0	1	0
0255 TROY PCT 014	3	0	1
0256 TROY PCT 015	38	11	7
0257 TROY PCT 016	40	26	21
0258 TROY PCT 017	13	7	6
0259 TROY PCT 018	34	8	10
0260 TROY PCT 019	28	6	29
0264 TROY PCT 023	37	24	5
0272 WHEATLAND PCT 004	60	18	32
0273 WHEATLAND PCT 005	13	4	4
0287 WHEATLAND PCT 019	21	14	21
0290 WHEATLAND PCT 022	14	10	24
0294 WHEATLAND PCT 026	0	0	0
0295 WHEATLAND PCT 027	8	1	6

VOTES PERCENT

REPRESENTATIVE IN CONGRESS 14TH CONGRESSIONAL DISTRICT

Vote for not more than 1

01 = Dennis Anderson	988	76.12
02 = Jonathan Farnick	310	23.88

 01 02

0203 PLAINFIELD PCT 001	28	11
0204 PLAINFIELD PCT 002	20	9
0205 PLAINFIELD PCT 003	19	4
0210 PLAINFIELD PCT 008	30	11
0211 PLAINFIELD PCT 009	19	8
0212 PLAINFIELD PCT 010	13	8
0215 PLAINFIELD PCT 013	9	2
0254 TROY PCT 013	71	20
0255 TROY PCT 014	45	9
0256 TROY PCT 015	23	3
0258 TROY PCT 017	27	4
0261 TROY PCT 020	56	13
0262 TROY PCT 021	15	6
0263 TROY PCT 022	13	4
0269 WHEATLAND PCT 001	31	11
0270 WHEATLAND PCT 002	35	7
0271 WHEATLAND PCT 003	16	7
0274 WHEATLAND PCT 006	36	12
0275 WHEATLAND PCT 007	27	3
0276 WHEATLAND PCT 008	16	10
0277 WHEATLAND PCT 009	41	11
0278 WHEATLAND PCT 010	25	11
0279 WHEATLAND PCT 011	20	10
0280 WHEATLAND PCT 012	25	11
0281 WHEATLAND PCT 013	22	3
0282 WHEATLAND PCT 014	32	7
0283 WHEATLAND PCT 015	12	8
0284 WHEATLAND PCT 016	25	2
0285 WHEATLAND PCT 017	27	3
0286 WHEATLAND PCT 018	22	8
0288 WHEATLAND PCT 020	14	9
0289 WHEATLAND PCT 021	25	7
0290 WHEATLAND PCT 022	0	0
0291 WHEATLAND PCT 023	22	5
0292 WHEATLAND PCT 024	12	6
0293 WHEATLAND PCT 025	19	5
0294 WHEATLAND PCT 026	20	8
0295 WHEATLAND PCT 027	21	7
0296 WHEATLAND PCT 028	13	8
0297 WHEATLAND PCT 029	20	13
0298 WHEATLAND PCT 030	22	6

**For City of Aurora details
 refer to that section of this book.**

**Total Democratic Ballots Cast for
 14th Congressional District
 1,824**

REPRESENTATIVE IN CONGRESS 16TH CONGRESSIONAL DISTRICT
Vote for not more than 1
01 = No Candidate Filed

VOTES PERCENT

0

01

0001 CHANNAHON PCT 001	0
0002 CHANNAHON PCT 002	0
0003 CHANNAHON PCT 003	0
0004 CHANNAHON PCT 004	0
0005 CHANNAHON PCT 005	0
0018 CUSTER PCT 001	0
0056 FLORENCE PCT 001	0
0239 REED PCT 001	0
0240 REED PCT 002	0
0241 REED PCT 003	0
0268 WESLEY PCT 001	0
0300 WILMINGTON PCT 001	0
0301 WILMINGTON PCT 002	0
0302 WILMINGTON PCT 003	0

Total Democratic Ballots Cast for
16th Congressional District
795

	VOTES	PERCENT		VOTES	PERCENT
DELEGATE - NATIONAL NOMINATING CONV					
1ST CONGRESSIONAL DISTRICT					
Vote for not more than 11					
01 = Jim Montgomery	1,776	9.29			
02 = Rodney Howard	1,646	8.61	07 = Larry Walsh	2,164	11.32
03 = Marchae Miller	1,628	8.51	08 = James Robert Couch	1,601	8.37
04 = Ashley Chrisman	1,766	9.24	09 = Jacqueline Collins	1,739	9.09
05 = Nicole Betourney	1,692	8.85	10 = Kwame Raoul	1,602	8.38
06 = Karletta Kelly	1,672	8.74	11 = Lisa Thompson Bennett	1,835	9.60

	01	02	03	04	05	06	07	08	09	10	11
0057 FRANKFORT PCT 001	44	43	40	46	44	36	47	42	42	37	42
0058 FRANKFORT PCT 002	35	31	33	38	33	36	37	30	36	32	39
0059 FRANKFORT PCT 003	43	37	39	43	40	39	51	41	39	38	44
0060 FRANKFORT PCT 004	19	18	16	20	17	19	20	17	16	18	21
0061 FRANKFORT PCT 005	38	40	38	39	40	39	43	38	39	37	40
0062 FRANKFORT PCT 006	45	39	41	42	44	40	43	37	44	40	47
0063 FRANKFORT PCT 007	42	38	40	41	39	40	41	39	43	39	43
0064 FRANKFORT PCT 008	34	29	31	32	32	30	33	29	32	29	36
0065 FRANKFORT PCT 009	44	40	35	44	39	37	47	36	41	35	47
0066 FRANKFORT PCT 010	58	57	55	57	55	54	63	56	53	56	59
0067 FRANKFORT PCT 011	35	28	28	33	30	28	39	28	31	30	35
0068 FRANKFORT PCT 012	47	44	44	46	47	45	44	43	45	43	47
0069 FRANKFORT PCT 013	42	39	36	39	35	38	42	36	36	33	40
0070 FRANKFORT PCT 014	39	34	32	36	34	36	39	33	36	34	36
0071 FRANKFORT PCT 015	33	33	31	37	36	32	33	31	33	29	38
0072 FRANKFORT PCT 016	35	32	30	33	31	33	37	30	36	32	34
0073 FRANKFORT PCT 017	24	21	20	21	23	21	29	20	21	22	22
0074 FRANKFORT PCT 018	34	34	34	38	35	34	39	32	34	34	37
0075 FRANKFORT PCT 019	28	25	24	29	25	26	27	24	32	23	32
0076 FRANKFORT PCT 020	38	35	37	41	38	37	43	34	38	33	39
0077 FRANKFORT PCT 021	50	45	46	45	45	45	56	45	48	42	46
0078 FRANKFORT PCT 022	39	36	34	38	37	39	42	35	38	37	38
0079 FRANKFORT PCT 023	28	30	26	27	30	27	31	26	30	27	29
0080 FRANKFORT PCT 024	72	70	73	75	72	73	76	68	76	78	74
0081 FRANKFORT PCT 025	34	31	31	36	36	31	40	34	36	32	37
0082 FRANKFORT PCT 026	32	33	33	32	33	32	32	29	32	32	32
0083 FRANKFORT PCT 027	24	23	24	23	22	24	29	23	24	24	23
0084 FRANKFORT PCT 028	50	42	43	47	46	44	48	41	46	42	48
0085 FRANKFORT PCT 029	41	40	41	42	43	40	43	40	43	42	44
0086 GREEN GARDEN PCT 001	20	20	19	21	21	22	33	20	19	21	23
0087 GREEN GARDEN PCT 002	28	29	27	28	29	28	38	27	28	25	30
0106 JACKSON PCT 001	41	41	40	47	42	38	100	40	44	38	46
0107 JACKSON PCT 002	48	43	43	47	40	44	134	41	48	38	55
0169 MANHATTAN PCT 001	55	51	48	50	49	49	86	49	51	45	55
0170 MANHATTAN PCT 002	62	55	57	62	58	59	102	54	60	54	68
0171 MANHATTAN PCT 003	56	51	51	51	55	51	80	50	56	48	58
0172 MANHATTAN PCT 004	39	36	37	41	38	38	66	38	41	39	44
0182 NEW LENOX PCT 002	11	8	10	10	10	9	11	7	11	8	12
0187 NEW LENOX PCT 007	30	27	28	31	29	29	34	27	30	26	32
0188 NEW LENOX PCT 008	31	25	25	28	28	29	33	25	26	26	28
0192 NEW LENOX PCT 012	21	22	21	23	21	21	22	19	22	20	22
0193 NEW LENOX PCT 013	24	23	22	24	21	24	26	25	25	23	27
0194 NEW LENOX PCT 014	37	36	34	38	34	35	42	34	35	32	38
0195 NEW LENOX PCT 015	29	25	26	29	27	26	35	26	28	26	30
0197 NEW LENOX PCT 017	33	31	29	32	30	31	36	29	32	29	33
0198 NEW LENOX PCT 018	22	20	20	21	21	22	23	20	23	21	22
0199 NEW LENOX PCT 019	29	29	29	33	29	29	32	28	30	27	29
0200 NEW LENOX PCT 020	33	27	27	30	29	33	37	25	30	26	34

DELEGATE - NATIONAL NOMINATING CONV
 2ND CONGRESSIONAL DISTRICT

Vote for not more than 10

	VOTES	PERCENT		VOTES	PERCENT
01 = Jamie Manning	2,506	9.69			
02 = Lorrie Jones	2,551	9.86	07 = Abraham Carreon	1,950	7.54
03 = David Gonzalez	2,405	9.30	08 = Robin Kelly	2,706	10.46
04 = Mike Jordan	2,459	9.51	09 = Carrie Austin	2,466	9.53
05 = Leslie Hairston	2,494	9.64	10 = Michael Eaddy	1,932	7.47
06 = William Davis	2,320	8.97	11 = Sandi Jackson	2,080	8.04

	01	02	03	04	05	06	07	08	09	10	11
0006 CRETE PCT 001	125	133	125	134	133	127	94	138	124	95	124
0007 CRETE PCT 002	58	64	55	56	63	53	45	69	57	47	54
0008 CRETE PCT 003	57	59	56	53	53	47	47	59	54	42	37
0009 CRETE PCT 004	115	119	111	107	116	106	90	124	120	90	111
0010 CRETE PCT 005	152	152	152	157	158	154	119	169	155	117	137
0011 CRETE PCT 006	116	121	118	117	128	108	95	129	124	97	91
0012 CRETE PCT 007	145	158	142	153	158	152	121	160	156	119	133
0013 CRETE PCT 008	77	86	75	76	84	75	61	91	85	60	72
0014 CRETE PCT 009	88	88	91	78	78	68	71	87	84	74	47
0015 CRETE PCT 010	58	57	53	53	54	41	39	61	51	46	28
0016 CRETE PCT 011	64	64	65	56	64	56	49	69	61	54	43
0017 CRETE PCT 012	96	94	94	98	96	86	84	106	97	79	71
0173 MONEE PCT 001	98	108	96	108	101	94	77	116	102	76	94
0174 MONEE PCT 002	152	149	147	158	148	143	121	163	147	119	144
0175 MONEE PCT 003	65	74	71	67	63	72	54	82	67	56	57
0176 MONEE PCT 004	109	107	100	94	112	93	74	116	103	80	84
0177 MONEE PCT 005	151	156	141	144	155	150	109	166	147	98	154
0178 MONEE PCT 006	130	139	122	136	126	128	96	130	118	92	138
0179 MONEE PCT 007	226	231	214	237	223	238	175	243	220	177	234
0180 MONEE PCT 008	53	46	49	47	45	44	43	50	48	39	37
0201 PEOTONE PCT 001	60	51	47	47	58	41	43	60	57	43	29
0202 PEOTONE PCT 002	56	51	46	50	47	46	47	55	50	42	26
0265 WASHINGTON PCT 001	55	55	59	50	52	42	44	61	56	45	30
0266 WASHINGTON PCT 002	79	70	69	71	71	59	55	76	73	59	44
0267 WASHINGTON PCT 003	42	37	36	38	32	32	34	43	37	27	21
0299 WILL PCT 001	43	48	41	41	42	35	31	51	40	33	15
0303 WILTON PCT 001	36	34	30	33	34	30	32	32	33	26	25

DELEGATE - NATIONAL NOMINATING CONV
 3RD CONGRESSIONAL DISTRICT

Vote for not more than 7

	VOTES	PERCENT		VOTES	PERCENT
01 = Hanah Jubeh	1,631	13.57			
02 = Juan Salgado	1,579	13.14	05 = Shirley Madigan	1,933	16.09
03 = Jorge Ramirez	1,626	13.53	06 = George Brousalis	1,601	13.32
04 = Maria Pesqueira	1,640	13.65	07 = John Daley	2,006	16.69

	01	02	03	04	05	06	07
0050 DU PAGE PCT 032	13	12	12	14	16	12	12
0051 DU PAGE PCT 033	6	6	6	6	6	6	6
0053 DU PAGE PCT 035	14	14	15	14	19	11	13
0054 DU PAGE PCT 036	41	38	40	36	46	41	49
0055 DU PAGE PCT 037	39	38	40	41	46	38	52
0088 HOMER PCT 001	25	25	26	26	29	27	32
0089 HOMER PCT 002	47	48	48	48	50	47	52
0090 HOMER PCT 003	36	35	36	36	42	36	47
0091 HOMER PCT 004	44	39	38	39	48	40	49
0092 HOMER PCT 005	25	24	25	26	31	26	32
0093 HOMER PCT 006	38	40	39	41	46	40	45
0094 HOMER PCT 007	47	42	46	47	52	47	57
0095 HOMER PCT 008	25	23	23	25	27	26	32
0096 HOMER PCT 009	34	36	37	37	44	38	43
0097 HOMER PCT 010	29	29	29	33	38	30	47
0098 HOMER PCT 011	30	29	28	33	34	30	43
0099 HOMER PCT 012	29	30	30	31	34	28	40
0100 HOMER PCT 013	22	23	22	21	27	24	31
0101 HOMER PCT 014	31	31	33	34	39	34	40
0102 HOMER PCT 015	46	45	49	48	56	48	57
0103 HOMER PCT 016	40	46	43	43	46	41	52
0104 HOMER PCT 017	22	21	21	23	24	21	30
0105 HOMER PCT 018	41	39	40	41	51	44	52
0108 JOLIET PCT 001	68	65	68	63	84	64	83
0109 JOLIET PCT 002	47	48	51	48	65	47	67
0110 JOLIET PCT 003	18	16	17	16	27	16	30
0146 LOCKPORT PCT 002	31	26	31	29	37	27	26
0147 LOCKPORT PCT 003	28	29	29	35	32	24	32
0148 LOCKPORT PCT 004	31	31	33	36	40	33	40
0149 LOCKPORT PCT 005	34	33	33	32	40	33	41
0154 LOCKPORT PCT 010	32	29	31	32	36	29	39
0155 LOCKPORT PCT 011	49	49	51	50	54	49	56
0156 LOCKPORT PCT 012	24	27	30	27	30	28	32
0159 LOCKPORT PCT 015	28	35	34	35	38	27	38
0160 LOCKPORT PCT 016	78	68	70	76	85	71	80
0161 LOCKPORT PCT 017	52	51	54	52	53	50	57
0162 LOCKPORT PCT 018	75	63	65	68	88	70	91
0163 LOCKPORT PCT 019	74	72	73	74	80	75	82
0164 LOCKPORT PCT 020	0	0	0	0	0	0	0
0165 LOCKPORT PCT 021	48	46	44	47	65	50	67
0166 LOCKPORT PCT 022	59	57	58	58	77	55	79
0167 LOCKPORT PCT 023	53	51	50	50	64	52	66
0168 LOCKPORT PCT 024	78	70	78	69	87	66	87

DELEGATE - NATIONAL NOMINATING CONV
 11TH CONGRESSIONAL DISTRICT

Vote for not more than 6

01 = John Atkinson

02 = Arthur "AJ" Wilhelmi

03 = Lorraine Guerrero

VOTES PERCENT

VOTES PERCENT

04 = Aesook Byon
 05 = Tom Weisner
 06 = Linda Chapa Lavia

5,893 14.77
 6,275 15.72
 6,573 16.47

	01	02	03	04	05	06
0019 DU PAGE PCT 001	44	45	48	40	43	48
0020 DU PAGE PCT 002	43	42	42	40	44	42
0021 DU PAGE PCT 003	69	63	67	65	67	70
0022 DU PAGE PCT 004	36	35	38	35	33	33
0023 DU PAGE PCT 005	76	73	71	68	71	69
0024 DU PAGE PCT 006	67	60	62	57	61	63
0025 DU PAGE PCT 007	37	36	37	37	40	39
0026 DU PAGE PCT 008	47	51	53	43	45	52
0027 DU PAGE PCT 009	35	35	41	33	33	39
0028 DU PAGE PCT 010	57	59	57	57	55	59
0029 DU PAGE PCT 011	69	73	68	60	61	67
0030 DU PAGE PCT 012	59	65	59	57	52	60
0031 DU PAGE PCT 013	91	82	91	75	79	86
0032 DU PAGE PCT 014	61	65	57	56	58	59
0033 DU PAGE PCT 015	99	96	101	77	92	101
0034 DU PAGE PCT 016	71	72	71	69	67	68
0035 DU PAGE PCT 017	39	42	35	34	34	33
0036 DU PAGE PCT 018	41	46	40	38	41	44
0037 DU PAGE PCT 019	56	54	60	54	51	56
0038 DU PAGE PCT 020	52	45	43	40	40	46
0039 DU PAGE PCT 021	59	59	61	52	56	57
0040 DU PAGE PCT 022	44	44	55	40	44	46
0041 DU PAGE PCT 023	32	28	32	26	29	29
0042 DU PAGE PCT 024	39	44	39	34	35	39
0043 DU PAGE PCT 025	47	42	49	43	41	49
0044 DU PAGE PCT 026	47	47	47	36	36	45
0045 DU PAGE PCT 027	61	65	67	55	63	68
0046 DU PAGE PCT 028	56	53	54	47	48	49
0047 DU PAGE PCT 029	35	31	40	32	30	36
0048 DU PAGE PCT 030	60	71	68	53	60	60
0049 DU PAGE PCT 031	35	40	36	32	32	33
0050 DU PAGE PCT 032	27	28	25	21	22	24
0051 DU PAGE PCT 033	34	40	35	29	32	34
0052 DU PAGE PCT 034	57	61	61	51	53	58
0054 DU PAGE PCT 036	0	0	0	0	0	0
0106 JACKSON PCT 001	20	28	16	14	18	15
0108 JOLIET PCT 001	4	5	2	3	2	2
0109 JOLIET PCT 002	0	0	0	0	0	0
0111 JOLIET PCT 004	32	44	38	29	32	33
0112 JOLIET PCT 005	78	91	78	70	69	72
0113 JOLIET PCT 006	59	77	69	57	56	60
0114 JOLIET PCT 007	86	93	82	71	79	76
0115 JOLIET PCT 008	36	47	42	31	33	37
0116 JOLIET PCT 009	52	57	48	46	50	51
0117 JOLIET PCT 010	62	76	61	56	61	54
0118 JOLIET PCT 011	46	56	50	38	44	43
0119 JOLIET PCT 012	37	43	39	30	31	32
0120 JOLIET PCT 013	34	44	44	29	34	37
0121 JOLIET PCT 014	42	45	42	36	38	47
0122 JOLIET PCT 015	32	38	37	24	33	29
0123 JOLIET PCT 016	98	132	96	88	91	95
0124 JOLIET PCT 017	70	80	63	51	58	55
0125 JOLIET PCT 018	81	99	84	73	74	78

DELEGATE - NATIONAL NOMINATING CONV
11TH CONGRESSIONAL DISTRICT

Vote for not more than 6

	VOTES	PERCENT		VOTES	PERCENT
01 = John Atkinson	6,720	16.84	04 = Aesook Byon	5,893	14.77
02 = Arthur "AJ" Wilhelmi	7,541	18.90	05 = Tom Weisner	6,275	15.72
03 = Lorraine Guerrero	6,906	17.30	06 = Linda Chapa Lavia	6,573	16.47

(CONTINUED FROM PREVIOUS PAGE)

	01	02	03	04	05	06
0126 JOLIET PCT 019	43	63	52	39	42	43
0127 JOLIET PCT 020	72	103	74	68	67	69
0128 JOLIET PCT 021	67	82	69	57	63	62
0129 JOLIET PCT 022	71	88	80	65	66	72
0130 JOLIET PCT 023	35	42	31	28	29	31
0131 JOLIET PCT 024	41	48	44	32	35	40
0132 JOLIET PCT 025	57	72	56	47	57	51
0133 JOLIET PCT 026	41	67	50	38	45	41
0134 JOLIET PCT 027	32	35	31	28	30	31
0135 JOLIET PCT 028	67	76	70	63	58	66
0136 JOLIET PCT 029	58	70	54	45	46	51
0137 JOLIET PCT 030	40	48	37	32	32	35
0138 JOLIET PCT 031	44	50	44	38	47	42
0139 JOLIET PCT 032	82	96	92	64	73	82
0140 JOLIET PCT 033	28	39	29	25	27	23
0141 JOLIET PCT 034	112	123	107	89	100	95
0142 JOLIET PCT 035	101	138	106	85	95	98
0143 JOLIET PCT 036	92	110	89	79	86	87
0144 JOLIET PCT 037	83	96	74	66	68	74
0145 LOCKPORT PCT 001	140	137	139	122	126	139
0150 LOCKPORT PCT 006	38	42	44	38	37	43
0151 LOCKPORT PCT 007	43	52	48	40	41	43
0152 LOCKPORT PCT 008	48	52	52	40	39	51
0153 LOCKPORT PCT 009	124	134	130	119	123	130
0157 LOCKPORT PCT 013	238	243	243	214	229	236
0158 LOCKPORT PCT 014	52	67	47	39	40	47
0164 LOCKPORT PCT 020	51	74	61	44	50	56
0181 NEW LENOX PCT 001	37	43	40	36	38	37
0182 NEW LENOX PCT 002	20	23	18	18	20	18
0183 NEW LENOX PCT 003	33	31	32	29	31	32
0184 NEW LENOX PCT 004	40	44	44	38	39	41
0185 NEW LENOX PCT 005	29	32	31	27	27	27
0186 NEW LENOX PCT 006	22	24	22	22	24	23
0189 NEW LENOX PCT 009	30	38	27	23	28	26
0190 NEW LENOX PCT 010	46	56	51	43	50	49
0191 NEW LENOX PCT 011	30	32	28	27	31	29
0196 NEW LENOX PCT 016	39	45	40	31	37	38
0198 NEW LENOX PCT 018	0	0	0	0	0	0
0206 PLAINFIELD PCT 004	22	24	23	20	20	21
0207 PLAINFIELD PCT 005	22	18	25	17	17	23
0208 PLAINFIELD PCT 006	26	30	29	24	23	25
0209 PLAINFIELD PCT 007	32	27	35	24	29	30
0212 PLAINFIELD PCT 010	18	21	18	17	18	18
0213 PLAINFIELD PCT 011	9	10	9	7	10	10
0214 PLAINFIELD PCT 012	44	45	47	39	39	42
0215 PLAINFIELD PCT 013	25	25	26	21	24	22
0216 PLAINFIELD PCT 014	37	38	40	37	38	39
0217 PLAINFIELD PCT 015	27	28	26	23	27	27
0218 PLAINFIELD PCT 016	35	31	40	29	32	32
0219 PLAINFIELD PCT 017	33	38	34	28	30	36
0220 PLAINFIELD PCT 018	33	39	34	31	38	35
0221 PLAINFIELD PCT 019	21	21	16	18	20	17
0222 PLAINFIELD PCT 020	28	30	30	22	19	26

DELEGATE - NATIONAL NOMINATING CONV
 11TH CONGRESSIONAL DISTRICT

Vote for not more than 6

01 = John Atkinson

02 = Arthur "AJ" Wilhelmi

03 = Lorraine Guerrero

VOTES PERCENT

VOTES PERCENT

04 = Aesook Byon

05 = Tom Weisner

06 = Linda Chapa Lavia

6,720 16.84
 7,541 18.90
 6,906 17.30

5,893 14.77
 6,275 15.72
 6,573 16.47

(CONTINUED FROM PREVIOUS PAGE)

	01	02	03	04	05	06
0223 PLAINFIELD PCT 021	30	30	28	24	29	30
0224 PLAINFIELD PCT 022	27	31	29	26	27	29
0225 PLAINFIELD PCT 023	31	47	32	28	31	33
0226 PLAINFIELD PCT 024	69	81	73	65	69	72
0227 PLAINFIELD PCT 025	25	25	26	20	23	22
0228 PLAINFIELD PCT 026	20	18	21	18	19	23
0229 PLAINFIELD PCT 027	40	45	40	34	37	39
0230 PLAINFIELD PCT 028	14	14	15	12	16	15
0231 PLAINFIELD PCT 029	23	24	26	19	20	21
0232 PLAINFIELD PCT 030	32	29	29	27	31	33
0233 PLAINFIELD PCT 031	28	32	28	24	27	31
0234 PLAINFIELD PCT 032	25	31	27	25	23	27
0235 PLAINFIELD PCT 033	39	45	37	36	37	37
0236 PLAINFIELD PCT 034	39	42	42	35	36	37
0237 PLAINFIELD PCT 035	31	37	34	30	33	33
0238 PLAINFIELD PCT 036	46	51	48	44	46	48
0242 TROY PCT 001	20	22	22	16	15	19
0243 TROY PCT 002	24	35	29	22	23	26
0244 TROY PCT 003	18	23	19	15	16	18
0245 TROY PCT 004	36	39	32	28	35	32
0246 TROY PCT 005	63	76	64	53	57	57
0247 TROY PCT 006	43	44	42	38	41	43
0248 TROY PCT 007	41	44	40	37	37	41
0249 TROY PCT 008	57	74	63	53	56	56
0250 TROY PCT 009	57	73	57	48	57	53
0251 TROY PCT 010	54	59	49	44	50	48
0252 TROY PCT 011	43	62	48	41	41	45
0253 TROY PCT 012	44	60	49	37	38	43
0254 TROY PCT 013	1	1	1	1	1	1
0255 TROY PCT 014	3	3	3	3	3	3
0256 TROY PCT 015	41	47	42	40	40	42
0257 TROY PCT 016	59	73	56	46	51	53
0258 TROY PCT 017	19	23	16	17	20	17
0259 TROY PCT 018	35	46	39	33	36	36
0260 TROY PCT 019	43	52	48	39	41	44
0264 TROY PCT 023	40	53	38	32	34	40
0272 WHEATLAND PCT 004	73	69	87	69	77	86
0273 WHEATLAND PCT 005	12	12	16	10	13	14
0287 WHEATLAND PCT 019	38	38	42	36	35	42
0290 WHEATLAND PCT 022	36	35	40	31	32	37
0294 WHEATLAND PCT 026	0	0	0	0	0	0
0295 WHEATLAND PCT 027	12	9	10	10	11	9

DELEGATE - NATIONAL NOMINATING CONV
 14TH CONGRESSIONAL DISTRICT

Vote for not more than 5

01 = Mark Pietrowski	1,082	20.06		
02 = Mary Plata	1,117	20.71		
03 = Kasthuri Henry	1,017	18.86		

04 = Mark Guethle	1,025	19.01
05 = Michael O'Connell	1,152	21.36

	01	02	03	04	05
0203 PLAINFIELD PCT 001	33	33	31	30	36
0204 PLAINFIELD PCT 002	29	27	27	28	31
0205 PLAINFIELD PCT 003	26	24	25	23	25
0210 PLAINFIELD PCT 008	33	32	27	29	34
0211 PLAINFIELD PCT 009	25	28	27	25	25
0212 PLAINFIELD PCT 010	10	8	9	8	13
0215 PLAINFIELD PCT 013	9	8	9	8	10
0254 TROY PCT 013	84	83	77	79	91
0255 TROY PCT 014	43	43	37	41	49
0256 TROY PCT 015	15	18	14	14	21
0258 TROY PCT 017	21	23	23	23	31
0261 TROY PCT 020	51	57	46	51	57
0262 TROY PCT 021	15	19	16	17	18
0263 TROY PCT 022	15	15	14	14	17
0269 WHEATLAND PCT 001	31	34	30	29	31
0270 WHEATLAND PCT 002	36	39	36	36	39
0271 WHEATLAND PCT 003	18	17	17	18	22
0274 WHEATLAND PCT 006	46	47	44	46	44
0275 WHEATLAND PCT 007	25	26	22	25	26
0276 WHEATLAND PCT 008	22	22	21	21	23
0277 WHEATLAND PCT 009	40	46	38	37	42
0278 WHEATLAND PCT 010	30	29	26	27	28
0279 WHEATLAND PCT 011	25	24	24	24	25
0280 WHEATLAND PCT 012	31	32	28	28	33
0281 WHEATLAND PCT 013	20	21	21	20	21
0282 WHEATLAND PCT 014	33	33	32	31	34
0283 WHEATLAND PCT 015	19	20	18	17	19
0284 WHEATLAND PCT 016	25	26	22	22	24
0285 WHEATLAND PCT 017	26	26	26	22	23
0286 WHEATLAND PCT 018	22	21	24	24	26
0288 WHEATLAND PCT 020	21	22	19	20	24
0289 WHEATLAND PCT 021	28	31	27	27	27
0290 WHEATLAND PCT 022	0	0	0	0	0
0291 WHEATLAND PCT 023	23	29	22	23	25
0292 WHEATLAND PCT 024	13	14	10	10	13
0293 WHEATLAND PCT 025	19	20	17	19	21
0294 WHEATLAND PCT 026	25	26	24	25	25
0295 WHEATLAND PCT 027	23	25	22	21	28
0296 WHEATLAND PCT 028	19	16	13	13	15
0297 WHEATLAND PCT 029	30	30	29	28	31
0298 WHEATLAND PCT 030	23	23	23	22	25

**For City of Aurora details
 refer to that section of this book.**

DELEGATE - NATIONAL NOMINATING CONV
 16TH CONGRESSIONAL DISTRICT

Vote for not more than 5

VOTES PERCENT

VOTES PERCENT

01 = Sunil Puri

480 18.60

02 = Angela McDonald

559 21.66

04 = Mary Tuite

515 19.95

03 = John Daniel

533 20.65

05 = Travis Turner

494 19.14

 01 02 03 04 05

0001 CHANNAHON PCT 001	38	42	42	40	39
0002 CHANNAHON PCT 002	38	42	42	38	42
0003 CHANNAHON PCT 003	43	48	48	45	42
0004 CHANNAHON PCT 004	39	47	41	43	38
0005 CHANNAHON PCT 005	28	33	33	29	30
0018 CUSTER PCT 001	19	21	19	20	23
0056 FLORENCE PCT 001	18	23	20	19	20
0239 REED PCT 001	42	46	47	46	43
0240 REED PCT 002	39	48	49	45	42
0241 REED PCT 003	31	43	39	41	34
0268 WESLEY PCT 001	35	39	37	37	35
0300 WILMINGTON PCT 001	30	34	32	32	30
0301 WILMINGTON PCT 002	39	46	42	39	37
0302 WILMINGTON PCT 003	41	47	42	41	39



Nancy Schultz Voots

W I L L C O U N T Y C L E R K



Democratic Party

LEGISLATIVE SUMMARY

**(15th, 17th, 19th, 21st, 38th, 40th, 41st,
42nd, 43rd & 49th DISTRICTS)**

STATE SENATOR 15TH LEGISLATIVE DISTRICT

Vote for not more than 1

01 = Patricia "Pat" Mahon
 02 = Donna Miller

VOTES PERCENT

VOTES PERCENT

441 28.16 03 = Napoleon Harris
 606 38.70 04 = WRITE-IN

514 32.82
 5 .32

	01	02	03	04
0006 CRETE PCT 001	16	20	30	0
0007 CRETE PCT 002	23	39	37	2
0008 CRETE PCT 003	32	42	19	0
0009 CRETE PCT 004	33	65	75	1
0010 CRETE PCT 005	41	81	116	0
0011 CRETE PCT 006	24	50	38	0
0013 CRETE PCT 008	38	59	60	1
0014 CRETE PCT 009	57	47	23	1
0015 CRETE PCT 010	42	49	12	0
0016 CRETE PCT 011	1	7	0	0
0175 MONEE PCT 003	43	45	35	0
0176 MONEE PCT 004	65	69	42	0
0180 MONEE PCT 008	26	33	27	0

Total Democratic Ballots Cast for
 15th Legislative District
 1,756

VOTES PERCENT

STATE SENATOR 17TH LEGISLATIVE DISTRICT

Vote for not more than 1

01 = Donne E. Trotter

743 100.00

01

0011 CRETE PCT 006	60
0012 CRETE PCT 007	208
0016 CRETE PCT 011	76
0017 CRETE PCT 012	115
0265 WASHINGTON PCT 001	70
0266 WASHINGTON PCT 002	112
0267 WASHINGTON PCT 003	64
0299 WILL PCT 001	38

Total Democratic Ballots Cast for
17th Legislative District
1,073

STATE SENATOR 19TH LEGISLATIVE DISTRICT

VOTES PERCENT

Vote for not more than 1

01 = Michael E. Hastings

02 = Gregory J. Hannon

1,680 73.43
 608 26.57

	01	02
0057 FRANKFORT PCT 001	48	14
0058 FRANKFORT PCT 002	45	14
0059 FRANKFORT PCT 003	45	28
0060 FRANKFORT PCT 004	15	9
0061 FRANKFORT PCT 005	47	14
0062 FRANKFORT PCT 006	38	16
0063 FRANKFORT PCT 007	47	15
0064 FRANKFORT PCT 008	30	12
0065 FRANKFORT PCT 009	44	17
0066 FRANKFORT PCT 010	51	24
0067 FRANKFORT PCT 011	40	10
0068 FRANKFORT PCT 012	39	19
0069 FRANKFORT PCT 013	31	18
0070 FRANKFORT PCT 014	38	16
0071 FRANKFORT PCT 015	42	9
0072 FRANKFORT PCT 016	33	14
0073 FRANKFORT PCT 017	23	5
0074 FRANKFORT PCT 018	41	11
0075 FRANKFORT PCT 019	34	9
0076 FRANKFORT PCT 020	45	13
0077 FRANKFORT PCT 021	36	25
0078 FRANKFORT PCT 022	45	13
0079 FRANKFORT PCT 023	9	11
0080 FRANKFORT PCT 024	76	19
0100 HOMER PCT 013	26	6
0101 HOMER PCT 014	35	14
0102 HOMER PCT 015	51	17
0103 HOMER PCT 016	46	15
0105 HOMER PCT 018	41	16
0181 NEW LENOX PCT 001	40	9
0182 NEW LENOX PCT 002	32	14
0183 NEW LENOX PCT 003	29	8
0184 NEW LENOX PCT 004	39	12
0185 NEW LENOX PCT 005	24	11
0186 NEW LENOX PCT 006	16	7
0187 NEW LENOX PCT 007	33	10
0188 NEW LENOX PCT 008	30	10
0189 NEW LENOX PCT 009	35	14
0190 NEW LENOX PCT 010	44	17
0191 NEW LENOX PCT 011	28	5
0192 NEW LENOX PCT 012	18	10
0193 NEW LENOX PCT 013	24	8
0194 NEW LENOX PCT 014	40	13
0195 NEW LENOX PCT 015	34	14
0196 NEW LENOX PCT 016	40	10
0197 NEW LENOX PCT 017	32	10
0199 NEW LENOX PCT 019	1	3

Total Democratic Ballots Cast for
 19th Legislative District
 2,543

VOTES PERCENT

STATE SENATOR 21ST LEGISLATIVE DISTRICT

Vote for not more than 1

01 = No Candidate Filed

0

01

0019 DU PAGE PCT 001	0
0020 DU PAGE PCT 002	0
0025 DU PAGE PCT 007	0
0273 WHEATLAND PCT 005	0
0274 WHEATLAND PCT 006	0
0275 WHEATLAND PCT 007	0
0276 WHEATLAND PCT 008	0
0277 WHEATLAND PCT 009	0
0278 WHEATLAND PCT 010	0
0280 WHEATLAND PCT 012	0
0281 WHEATLAND PCT 013	0
0282 WHEATLAND PCT 014	0
0283 WHEATLAND PCT 015	0
0284 WHEATLAND PCT 016	0
0285 WHEATLAND PCT 017	0
0286 WHEATLAND PCT 018	0
0288 WHEATLAND PCT 020	0
0289 WHEATLAND PCT 021	0

Total Democratic Ballots Cast for
21st Legislative District
590

STATE SENATOR 38TH LEGISLATIVE DISTRICT

VOTES PERCENT

VOTES PERCENT

Vote for not more than 1

01 = Kevin E. Kunke1

02 = Christine Benson

105 20.11

326 62.45

03 = Tom Ganiere

91 17.43

 01 02 03

0001 CHANNAHON PCT 001	8	34	11
0002 CHANNAHON PCT 002	12	36	10
0005 CHANNAHON PCT 005	1	0	0
0018 CUSTER PCT 001	2	23	5
0056 FLORENCE PCT 001	0	1	1
0239 REED PCT 001	10	35	9
0240 REED PCT 002	20	35	5
0241 REED PCT 003	11	36	9
0268 WESLEY PCT 001	12	34	6
0300 WILMINGTON PCT 001	8	28	3
0301 WILMINGTON PCT 002	14	28	22
0302 WILMINGTON PCT 003	7	36	10

Total Democratic Ballots Cast for
 38th Legislative District
 576

VOTES PERCENT

STATE SENATOR 40TH LEGISLATIVE DISTRICT

Vote for not more than 1

01 = Toi W. Hutchinson

2,183 100.00

 01

0006 CRETE PCT 001	106
0056 FLORENCE PCT 001	25
0073 FRANKFORT PCT 017	3
0079 FRANKFORT PCT 023	12
0081 FRANKFORT PCT 025	46
0082 FRANKFORT PCT 026	41
0083 FRANKFORT PCT 027	30
0084 FRANKFORT PCT 028	61
0085 FRANKFORT PCT 029	46
0086 GREEN GARDEN PCT 001	35
0087 GREEN GARDEN PCT 002	40
0169 MANHATTAN PCT 001	90
0170 MANHATTAN PCT 002	107
0171 MANHATTAN PCT 003	79
0172 MANHATTAN PCT 004	76
0173 MONEE PCT 001	136
0174 MONEE PCT 002	200
0177 MONEE PCT 005	217
0178 MONEE PCT 006	173
0179 MONEE PCT 007	275
0196 NEW LENOX PCT 016	0
0197 NEW LENOX PCT 017	3
0198 NEW LENOX PCT 018	24
0199 NEW LENOX PCT 019	34
0200 NEW LENOX PCT 020	40
0201 PEOTONE PCT 001	101
0202 PEOTONE PCT 002	75
0265 WASHINGTON PCT 001	27
0299 WILL PCT 001	23
0303 WILTON PCT 001	58

Total Democratic Ballots Cast for
 40th Legislative District
 2,688

VOTES PERCENT

STATE SENATOR 41ST LEGISLATIVE DISTRICT

Vote for not more than 1

01 = No Candidate Filed

0

01

0021 DU PAGE PCT 003	0
0022 DU PAGE PCT 004	0
0025 DU PAGE PCT 007	0
0088 HOMER PCT 001	0
0089 HOMER PCT 002	0
0090 HOMER PCT 003	0
0091 HOMER PCT 004	0
0092 HOMER PCT 005	0
0093 HOMER PCT 006	0
0094 HOMER PCT 007	0
0095 HOMER PCT 008	0
0096 HOMER PCT 009	0
0097 HOMER PCT 010	0
0098 HOMER PCT 011	0
0099 HOMER PCT 012	0
0104 HOMER PCT 017	0

Total Democratic Ballots Cast for
41st Legislative District
824

STATE SENATOR 42ND LEGISLATIVE DISTRICT

Vote for not more than 1

01 = Linda Holmes

VOTES PERCENT

220 100.00

0269 WHEATLAND PCT 001	1
0270 WHEATLAND PCT 002	47
0271 WHEATLAND PCT 003	22
0272 WHEATLAND PCT 004	99
0279 WHEATLAND PCT 011	20
0280 WHEATLAND PCT 012	31

**For City of Aurora details
refer to that section of this book.**

Total Democratic Ballots Cast for
42nd Legislative District
613

VOTES PERCENT

STATE SENATOR 43RD LEGISLATIVE DISTRICT

Vote for not more than 1

01 = Arthur "AJ" Wilhelmi

5,701 100.00

	01	

0003 CHANNAHON PCT 003	58	
0004 CHANNAHON PCT 004	48	
0005 CHANNAHON PCT 005	37	
0022 DU PAGE PCT 004	28	
0023 DU PAGE PCT 005	79	
0024 DU PAGE PCT 006	76	
0026 DU PAGE PCT 008	62	
0028 DU PAGE PCT 010	60	
0029 DU PAGE PCT 011	80	
0030 DU PAGE PCT 012	69	
0031 DU PAGE PCT 013	100	
0035 DU PAGE PCT 017	49	
0036 DU PAGE PCT 018	54	
0037 DU PAGE PCT 019	58	
0038 DU PAGE PCT 020	56	
0039 DU PAGE PCT 021	70	
0040 DU PAGE PCT 022	58	
0043 DU PAGE PCT 025	62	
0044 DU PAGE PCT 026	59	
0045 DU PAGE PCT 027	74	
0046 DU PAGE PCT 028	67	
0048 DU PAGE PCT 030	85	
0050 DU PAGE PCT 032	41	
0051 DU PAGE PCT 033	49	
0054 DU PAGE PCT 036	27	
0055 DU PAGE PCT 037	51	
0106 JACKSON PCT 001	125	
0107 JACKSON PCT 002	128	
0110 JOLIET PCT 003	32	
0111 JOLIET PCT 004	50	
0112 JOLIET PCT 005	106	
0113 JOLIET PCT 006	81	
0114 JOLIET PCT 007	105	
0117 JOLIET PCT 010	80	
0118 JOLIET PCT 011	53	
0119 JOLIET PCT 012	46	
0120 JOLIET PCT 013	55	
0121 JOLIET PCT 014	54	
0122 JOLIET PCT 015	50	
0123 JOLIET PCT 016	115	
0124 JOLIET PCT 017	82	
0125 JOLIET PCT 018	89	
0126 JOLIET PCT 019	63	
0127 JOLIET PCT 020	108	
0128 JOLIET PCT 021	78	
0129 JOLIET PCT 022	88	
0130 JOLIET PCT 023	57	
0131 JOLIET PCT 024	63	
0132 JOLIET PCT 025	70	
0133 JOLIET PCT 026	66	
0134 JOLIET PCT 027	35	
0135 JOLIET PCT 028	91	
0136 JOLIET PCT 029	76	
0137 JOLIET PCT 030	46	
0138 JOLIET PCT 031	51	
0139 JOLIET PCT 032	106	

Total Democratic Ballots Cast for
43rd Legislative District
7,126

STATE SENATOR 43RD LEGISLATIVE DISTRICT

Vote for not more than 1
 01 = Arthur "AJ" Wilhelmi

VOTES PERCENT

5,701 100.00

(CONTINUED FROM PREVIOUS PAGE) 01

0140 JOLIET PCT 033	42
0141 JOLIET PCT 034	136
0142 JOLIET PCT 035	135
0143 JOLIET PCT 036	109
0144 JOLIET PCT 037	92
0146 LOCKPORT PCT 002	42
0147 LOCKPORT PCT 003	43
0148 LOCKPORT PCT 004	50
0149 LOCKPORT PCT 005	44
0154 LOCKPORT PCT 010	40
0155 LOCKPORT PCT 011	56
0156 LOCKPORT PCT 012	35
0159 LOCKPORT PCT 015	51
0160 LOCKPORT PCT 016	77
0161 LOCKPORT PCT 017	55
0162 LOCKPORT PCT 018	108
0163 LOCKPORT PCT 019	76
0165 LOCKPORT PCT 021	75
0166 LOCKPORT PCT 022	87
0167 LOCKPORT PCT 023	66
0168 LOCKPORT PCT 024	95
0250 TROY PCT 009	32
0252 TROY PCT 011	54
0253 TROY PCT 012	62
0257 TROY PCT 016	74
0259 TROY PCT 018	52
0260 TROY PCT 019	56
0264 TROY PCT 023	51

VOTES PERCENT

STATE SENATOR 49TH LEGISLATIVE DISTRICT

Vote for not more than 1

01 = Jennifer Bertino-Tarrant

4,429 100.00

01

0027 DU PAGE PCT 009	44
0032 DU PAGE PCT 014	71
0033 DU PAGE PCT 015	152
0034 DU PAGE PCT 016	84
0041 DU PAGE PCT 023	38
0042 DU PAGE PCT 024	42
0047 DU PAGE PCT 029	45
0049 DU PAGE PCT 031	38
0052 DU PAGE PCT 034	62
0053 DU PAGE PCT 035	20
0054 DU PAGE PCT 036	25
0108 JOLIET PCT 001	90
0109 JOLIET PCT 002	63
0115 JOLIET PCT 008	53
0116 JOLIET PCT 009	62
0145 LOCKPORT PCT 001	143
0150 LOCKPORT PCT 006	45
0151 LOCKPORT PCT 007	65
0152 LOCKPORT PCT 008	59
0153 LOCKPORT PCT 009	134
0157 LOCKPORT PCT 013	257
0158 LOCKPORT PCT 014	71
0164 LOCKPORT PCT 020	74
0203 PLAINFIELD PCT 001	41
0204 PLAINFIELD PCT 002	27
0205 PLAINFIELD PCT 003	27
0206 PLAINFIELD PCT 004	26
0207 PLAINFIELD PCT 005	26
0208 PLAINFIELD PCT 006	32
0209 PLAINFIELD PCT 007	38
0210 PLAINFIELD PCT 008	39
0211 PLAINFIELD PCT 009	28
0212 PLAINFIELD PCT 010	42
0213 PLAINFIELD PCT 011	17
0214 PLAINFIELD PCT 012	58
0215 PLAINFIELD PCT 013	39
0216 PLAINFIELD PCT 014	41
0217 PLAINFIELD PCT 015	38
0218 PLAINFIELD PCT 016	41
0219 PLAINFIELD PCT 017	46
0220 PLAINFIELD PCT 018	46
0221 PLAINFIELD PCT 019	26
0222 PLAINFIELD PCT 020	41
0223 PLAINFIELD PCT 021	36
0224 PLAINFIELD PCT 022	30
0225 PLAINFIELD PCT 023	46
0226 PLAINFIELD PCT 024	83
0227 PLAINFIELD PCT 025	31
0228 PLAINFIELD PCT 026	25
0229 PLAINFIELD PCT 027	54
0230 PLAINFIELD PCT 028	18
0231 PLAINFIELD PCT 029	31
0232 PLAINFIELD PCT 030	37
0233 PLAINFIELD PCT 031	38
0234 PLAINFIELD PCT 032	36
0235 PLAINFIELD PCT 033	44

**For City of Aurora details
refer to that section of this book.**

**Total Democratic Ballots Cast for
49th Legislative District
5,149**

VOTES PERCENT

STATE SENATOR 49TH LEGISLATIVE DISTRICT

Vote for not more than 1
 01 = Jennifer Bertino-Tarrant

4,429 100.00

(CONTINUED FROM PREVIOUS PAGE) 01

0236 PLAINFIELD PCT 034	56
0237 PLAINFIELD PCT 035	40
0238 PLAINFIELD PCT 036	51
0242 TROY PCT 001	33
0243 TROY PCT 002	36
0244 TROY PCT 003	36
0245 TROY PCT 004	46
0246 TROY PCT 005	77
0247 TROY PCT 006	52
0248 TROY PCT 007	54
0249 TROY PCT 008	74
0250 TROY PCT 009	39
0251 TROY PCT 010	64
0254 TROY PCT 013	99
0255 TROY PCT 014	57
0256 TROY PCT 015	75
0258 TROY PCT 017	56
0261 TROY PCT 020	71
0262 TROY PCT 021	22
0263 TROY PCT 022	18
0269 WHEATLAND PCT 001	41
0279 WHEATLAND PCT 011	10
0281 WHEATLAND PCT 013	0
0284 WHEATLAND PCT 016	23
0287 WHEATLAND PCT 019	49
0289 WHEATLAND PCT 021	23
0290 WHEATLAND PCT 022	40
0291 WHEATLAND PCT 023	31
0292 WHEATLAND PCT 024	19
0293 WHEATLAND PCT 025	25
0294 WHEATLAND PCT 026	24
0295 WHEATLAND PCT 027	39
0296 WHEATLAND PCT 028	24
0297 WHEATLAND PCT 029	33
0298 WHEATLAND PCT 030	27



Nancy Schultz Voots

W I L L C O U N T Y C L E R K



Democratic Party

REPRESENTATIVE SUMMARY

**(29th, 34th, 37th, 38th, 41st, 75th, 79th, 80th, 81st,
82nd, 84th, 85th, 86th, 97th & 98th DISTRICTS)**

VOTES PERCENT

REPRESENTATIVE IN THE GENERAL ASSEMBLY
29TH REPRESENTATIVE DISTRICT

Vote for not more than 1
01 = Thaddeus Jones

1,277 100.00

01

0006 CRETE PCT 001	61
0007 CRETE PCT 002	88
0008 CRETE PCT 003	76
0009 CRETE PCT 004	140
0010 CRETE PCT 005	213
0011 CRETE PCT 006	85
0013 CRETE PCT 008	121
0014 CRETE PCT 009	100
0015 CRETE PCT 010	75
0016 CRETE PCT 011	7
0175 MONEE PCT 003	97
0176 MONEE PCT 004	147
0180 MONEE PCT 008	67

Total Democratic Ballots Cast for
29th Representative District
1,756

REPRESENTATIVE IN THE GENERAL ASSEMBLY
 34TH REPRESENTATIVE DISTRICT

VOTES PERCENT

VOTES PERCENT

Vote for not more than 1

01 = Elgie R. Sims, Jr.
 02 = Richard A. Wooten
 03 = Kyle Kasperek

241 27.26
 99 11.20
 375 42.42

04 = Paul Steven Gregoire
 05 = Sandra J. Wortham

34 3.85
 135 15.27

	01	02	03	04	05
0011 CRETE PCT 006	22	6	35	1	7
0012 CRETE PCT 007	79	40	53	6	41
0016 CRETE PCT 011	18	7	41	5	15
0017 CRETE PCT 012	40	15	52	8	18
0265 WASHINGTON PCT 001	15	6	47	5	13
0266 WASHINGTON PCT 002	30	10	88	2	19
0267 WASHINGTON PCT 003	32	6	41	2	8
0299 WILL PCT 001	5	9	18	5	14

Total Democratic Ballots Cast for
 34th Representative District
 1,073

VOTES PERCENT

REPRESENTATIVE IN THE GENERAL ASSEMBLY
37TH REPRESENTATIVE DISTRICT

Vote for not more than 1

01 = No Candidate Filed

0

01

0057 FRANKFORT PCT 001	0
0058 FRANKFORT PCT 002	0
0059 FRANKFORT PCT 003	0
0060 FRANKFORT PCT 004	0
0061 FRANKFORT PCT 005	0
0062 FRANKFORT PCT 006	0
0063 FRANKFORT PCT 007	0
0064 FRANKFORT PCT 008	0
0065 FRANKFORT PCT 009	0
0067 FRANKFORT PCT 011	0
0068 FRANKFORT PCT 012	0
0069 FRANKFORT PCT 013	0
0072 FRANKFORT PCT 016	0
0073 FRANKFORT PCT 017	0
0074 FRANKFORT PCT 018	0
0075 FRANKFORT PCT 019	0
0077 FRANKFORT PCT 021	0
0078 FRANKFORT PCT 022	0
0079 FRANKFORT PCT 023	0
0080 FRANKFORT PCT 024	0
0100 HOMER PCT 013	0
0101 HOMER PCT 014	0
0102 HOMER PCT 015	0
0103 HOMER PCT 016	0
0105 HOMER PCT 018	0
0181 NEW LENOX PCT 001	0
0182 NEW LENOX PCT 002	0
0183 NEW LENOX PCT 003	0
0184 NEW LENOX PCT 004	0
0185 NEW LENOX PCT 005	0
0186 NEW LENOX PCT 006	0
0187 NEW LENOX PCT 007	0
0188 NEW LENOX PCT 008	0
0189 NEW LENOX PCT 009	0
0190 NEW LENOX PCT 010	0
0191 NEW LENOX PCT 011	0
0192 NEW LENOX PCT 012	0
0193 NEW LENOX PCT 013	0
0194 NEW LENOX PCT 014	0
0195 NEW LENOX PCT 015	0
0196 NEW LENOX PCT 016	0
0197 NEW LENOX PCT 017	0
0199 NEW LENOX PCT 019	0

Total Democratic Ballots Cast for
37th Representative District
2,227

VOTES PERCENT

REPRESENTATIVE IN THE GENERAL ASSEMBLY
38TH REPRESENTATIVE DISTRICT

Vote for not more than 1

01 = Al Riley

02 = Clifton Graham, Jr.

209 74.91
70 25.09

01 02

0059 FRANKFORT PCT 003

0 0

0066 FRANKFORT PCT 010

53 18

0070 FRANKFORT PCT 014

41 6

0071 FRANKFORT PCT 015

37 12

0076 FRANKFORT PCT 020

40 14

0080 FRANKFORT PCT 024

38 20

Total Democratic Ballots Cast for
38th Representative District
316

VOTES PERCENT

REPRESENTATIVE IN THE GENERAL ASSEMBLY
41ST REPRESENTATIVE DISTRICT

Vote for not more than 1
01 = No Candidate Filed

0

01

0019 DU PAGE PCT 001	0
0020 DU PAGE PCT 002	0
0025 DU PAGE PCT 007	0
0273 WHEATLAND PCT 005	0
0274 WHEATLAND PCT 006	0
0275 WHEATLAND PCT 007	0
0276 WHEATLAND PCT 008	0
0277 WHEATLAND PCT 009	0
0278 WHEATLAND PCT 010	0
0280 WHEATLAND PCT 012	0
0281 WHEATLAND PCT 013	0
0282 WHEATLAND PCT 014	0
0283 WHEATLAND PCT 015	0
0284 WHEATLAND PCT 016	0
0285 WHEATLAND PCT 017	0
0286 WHEATLAND PCT 018	0
0288 WHEATLAND PCT 020	0
0289 WHEATLAND PCT 021	0

Total Democratic Ballots Cast for
41st Representative District
590

VOTES PERCENT

REPRESENTATIVE IN THE GENERAL ASSEMBLY
75TH REPRESENTATIVE DISTRICT

Vote for not more than 1

01 = Jeremy J. Ly

487 100.00

01

0001 CHANNAHON PCT 001	48
0002 CHANNAHON PCT 002	51
0005 CHANNAHON PCT 005	1
0018 CUSTER PCT 001	27
0056 FLORENCE PCT 001	3
0239 REED PCT 001	57
0240 REED PCT 002	55
0241 REED PCT 003	53
0268 WESLEY PCT 001	50
0300 WILMINGTON PCT 001	36
0301 WILMINGTON PCT 002	58
0302 WILMINGTON PCT 003	48

Total Democratic Ballots Cast for
75th Representative District
576

VOTES PERCENT

REPRESENTATIVE IN THE GENERAL ASSEMBLY
79TH REPRESENTATIVE DISTRICT

Vote for not more than 1

01 = Katherine "Kate" Cloonen

203 100.00

01

76

0201 PEOTONE PCT 001

0202 PEOTONE PCT 002

0265 WASHINGTON PCT 001

0299 WILL PCT 001

0303 WILTON PCT 001

76

73

26

24

4

Total Democratic Ballots Cast for
79th Representative District
361

VOTES PERCENT

REPRESENTATIVE IN THE GENERAL ASSEMBLY
 80TH REPRESENTATIVE DISTRICT

Vote for not more than 1

01 = Anthony DeLuca

1,915 100.00

 01

0006 CRETE PCT 001	102
0056 FLORENCE PCT 001	24
0073 FRANKFORT PCT 017	3
0079 FRANKFORT PCT 023	12
0081 FRANKFORT PCT 025	47
0082 FRANKFORT PCT 026	39
0083 FRANKFORT PCT 027	31
0084 FRANKFORT PCT 028	65
0085 FRANKFORT PCT 029	44
0086 GREEN GARDEN PCT 001	34
0087 GREEN GARDEN PCT 002	42
0169 MANHATTAN PCT 001	87
0170 MANHATTAN PCT 002	109
0171 MANHATTAN PCT 003	82
0172 MANHATTAN PCT 004	80
0173 MONEE PCT 001	134
0174 MONEE PCT 002	191
0177 MONEE PCT 005	200
0178 MONEE PCT 006	164
0179 MONEE PCT 007	257
0196 NEW LENOX PCT 016	0
0197 NEW LENOX PCT 017	2
0198 NEW LENOX PCT 018	28
0199 NEW LENOX PCT 019	34
0200 NEW LENOX PCT 020	41
0201 PEOTONE PCT 001	14
0303 WILTON PCT 001	49

Total Democratic Ballots Cast for
 80th Representative District
 2,327

VOTES PERCENT

REPRESENTATIVE IN THE GENERAL ASSEMBLY
81ST REPRESENTATIVE DISTRICT

Vote for not more than 1

01 = No Candidate Filed

0

01

0021 DU PAGE PCT 003
0022 DU PAGE PCT 004
0025 DU PAGE PCT 007

0
0
0

Total Democratic Ballots Cast for
81st Representative District
115

VOTES PERCENT

REPRESENTATIVE IN THE GENERAL ASSEMBLY
82ND REPRESENTATIVE DISTRICT

Vote for not more than 1

01 = No Candidate Filed

0

01

0088 HOMER PCT 001	0
0089 HOMER PCT 002	0
0090 HOMER PCT 003	0
0091 HOMER PCT 004	0
0092 HOMER PCT 005	0
0093 HOMER PCT 006	0
0094 HOMER PCT 007	0
0095 HOMER PCT 008	0
0096 HOMER PCT 009	0
0097 HOMER PCT 010	0
0098 HOMER PCT 011	0
0099 HOMER PCT 012	0
0104 HOMER PCT 017	0

Total Democratic Ballots Cast for
82nd Representative District
709

REPRESENTATIVE IN THE GENERAL ASSEMBLY

84TH REPRESENTATIVE DISTRICT

Vote for not more than 1

01 = Alex Arroyo

02 = Stephanie A. Kifowit

VOTES PERCENT

VOTES PERCENT

49 20.42
 137 57.08

03 = Carole Cheney
 04 = WRITE-IN

54 22.50
 0

 01 02 03 04

0269 WHEATLAND PCT 001	0	0	1	0
0270 WHEATLAND PCT 002	8	32	8	0
0271 WHEATLAND PCT 003	6	13	5	0
0272 WHEATLAND PCT 004	23	60	28	0
0279 WHEATLAND PCT 011	2	11	11	0
0280 WHEATLAND PCT 012	10	21	1	0

**For City of Aurora details
 refer to that section of this book.**

Total Democratic Ballots Cast for
 84th Representative District
 613

VOTES PERCENT

REPRESENTATIVE IN THE GENERAL ASSEMBLY
 85TH REPRESENTATIVE DISTRICT

Vote for not more than 1

01 = Emily McAsey

2,442 100.00

 01

0022 DU PAGE PCT 004	28
0023 DU PAGE PCT 005	87
0024 DU PAGE PCT 006	86
0026 DU PAGE PCT 008	63
0028 DU PAGE PCT 010	66
0029 DU PAGE PCT 011	88
0030 DU PAGE PCT 012	77
0031 DU PAGE PCT 013	107
0035 DU PAGE PCT 017	53
0036 DU PAGE PCT 018	52
0037 DU PAGE PCT 019	67
0038 DU PAGE PCT 020	66
0039 DU PAGE PCT 021	74
0040 DU PAGE PCT 022	65
0043 DU PAGE PCT 025	67
0044 DU PAGE PCT 026	64
0045 DU PAGE PCT 027	83
0046 DU PAGE PCT 028	69
0048 DU PAGE PCT 030	87
0050 DU PAGE PCT 032	56
0051 DU PAGE PCT 033	53
0054 DU PAGE PCT 036	33
0055 DU PAGE PCT 037	58
0146 LOCKPORT PCT 002	50
0147 LOCKPORT PCT 003	47
0148 LOCKPORT PCT 004	52
0149 LOCKPORT PCT 005	51
0154 LOCKPORT PCT 010	48
0155 LOCKPORT PCT 011	67
0156 LOCKPORT PCT 012	37
0159 LOCKPORT PCT 015	54
0160 LOCKPORT PCT 016	105
0161 LOCKPORT PCT 017	67
0162 LOCKPORT PCT 018	120
0163 LOCKPORT PCT 019	82
0167 LOCKPORT PCT 023	5
0168 LOCKPORT PCT 024	108

Total Democratic Ballots Cast for
 85th Representative District
 2,635

VOTES PERCENT

REPRESENTATIVE IN THE GENERAL ASSEMBLY
 86TH REPRESENTATIVE DISTRICT

Vote for not more than 1
 01 = Jack McGuire

3,996 100.00

	-----	01

0003 CHANNAHON PCT 003		61
0004 CHANNAHON PCT 004		52
0005 CHANNAHON PCT 005		38
0106 JACKSON PCT 001		134
0107 JACKSON PCT 002		145
0110 JOLIET PCT 003		38
0111 JOLIET PCT 004		57
0112 JOLIET PCT 005		119
0113 JOLIET PCT 006		98
0114 JOLIET PCT 007		122
0117 JOLIET PCT 010		87
0118 JOLIET PCT 011		61
0119 JOLIET PCT 012		49
0120 JOLIET PCT 013		57
0121 JOLIET PCT 014		64
0122 JOLIET PCT 015		57
0123 JOLIET PCT 016		129
0124 JOLIET PCT 017		95
0125 JOLIET PCT 018		104
0126 JOLIET PCT 019		69
0127 JOLIET PCT 020		124
0128 JOLIET PCT 021		93
0129 JOLIET PCT 022		101
0130 JOLIET PCT 023		61
0131 JOLIET PCT 024		65
0132 JOLIET PCT 025		82
0133 JOLIET PCT 026		78
0134 JOLIET PCT 027		42
0135 JOLIET PCT 028		94
0136 JOLIET PCT 029		84
0137 JOLIET PCT 030		49
0138 JOLIET PCT 031		59
0139 JOLIET PCT 032		122
0140 JOLIET PCT 033		48
0141 JOLIET PCT 034		166
0142 JOLIET PCT 035		160
0143 JOLIET PCT 036		121
0144 JOLIET PCT 037		105
0163 LOCKPORT PCT 019		9
0165 LOCKPORT PCT 021		85
0166 LOCKPORT PCT 022		104
0167 LOCKPORT PCT 023		73
0250 TROY PCT 009		40
0252 TROY PCT 011		66
0253 TROY PCT 012		69
0257 TROY PCT 016		87
0259 TROY PCT 018		55
0260 TROY PCT 019		61
0264 TROY PCT 023		57

Total Democratic Ballots Cast for
 86th Representative District
 4,491

VOTES PERCENT

REPRESENTATIVE IN THE GENERAL ASSEMBLY
97TH REPRESENTATIVE DISTRICT

Vote for not more than 1
01 = No Candidate Filed

0

01

0203 PLAINFIELD PCT 001	0
0204 PLAINFIELD PCT 002	0
0205 PLAINFIELD PCT 003	0
0210 PLAINFIELD PCT 008	0
0211 PLAINFIELD PCT 009	0
0212 PLAINFIELD PCT 010	0
0215 PLAINFIELD PCT 013	0
0216 PLAINFIELD PCT 014	0
0217 PLAINFIELD PCT 015	0
0218 PLAINFIELD PCT 016	0
0221 PLAINFIELD PCT 019	0
0222 PLAINFIELD PCT 020	0
0223 PLAINFIELD PCT 021	0
0224 PLAINFIELD PCT 022	0
0227 PLAINFIELD PCT 025	0
0228 PLAINFIELD PCT 026	0
0229 PLAINFIELD PCT 027	0
0242 TROY PCT 001	0
0243 TROY PCT 002	0
0244 TROY PCT 003	0
0248 TROY PCT 007	0
0249 TROY PCT 008	0
0251 TROY PCT 010	0
0254 TROY PCT 013	0
0255 TROY PCT 014	0
0256 TROY PCT 015	0
0258 TROY PCT 017	0
0261 TROY PCT 020	0
0262 TROY PCT 021	0
0263 TROY PCT 022	0
0269 WHEATLAND PCT 001	0
0279 WHEATLAND PCT 011	0
0281 WHEATLAND PCT 013	0
0284 WHEATLAND PCT 016	0
0289 WHEATLAND PCT 021	0
0290 WHEATLAND PCT 022	0
0291 WHEATLAND PCT 023	0
0292 WHEATLAND PCT 024	0
0293 WHEATLAND PCT 025	0
0294 WHEATLAND PCT 026	0
0295 WHEATLAND PCT 027	0
0296 WHEATLAND PCT 028	0
0297 WHEATLAND PCT 029	0
0298 WHEATLAND PCT 030	0

**For City of Aurora details
refer to that section of this book.**

**Total Democratic Ballots Cast for
97th Representative District
1,728**

REPRESENTATIVE IN THE GENERAL ASSEMBLY
 98TH REPRESENTATIVE DISTRICT

Vote for not more than 1

01 = Natalie A. Manley

VOTES PERCENT

3,094 100.00

	01
0027 DU PAGE PCT 009	46
0032 DU PAGE PCT 014	77
0033 DU PAGE PCT 015	153
0034 DU PAGE PCT 016	87
0041 DU PAGE PCT 023	39
0042 DU PAGE PCT 024	46
0047 DU PAGE PCT 029	47
0049 DU PAGE PCT 031	42
0052 DU PAGE PCT 034	69
0053 DU PAGE PCT 035	20
0054 DU PAGE PCT 036	28
0108 JOLIET PCT 001	93
0109 JOLIET PCT 002	72
0115 JOLIET PCT 008	56
0116 JOLIET PCT 009	63
0145 LOCKPORT PCT 001	159
0150 LOCKPORT PCT 006	45
0151 LOCKPORT PCT 007	67
0152 LOCKPORT PCT 008	64
0153 LOCKPORT PCT 009	148
0157 LOCKPORT PCT 013	295
0158 LOCKPORT PCT 014	78
0164 LOCKPORT PCT 020	80
0206 PLAINFIELD PCT 004	29
0207 PLAINFIELD PCT 005	27
0208 PLAINFIELD PCT 006	32
0209 PLAINFIELD PCT 007	41
0213 PLAINFIELD PCT 011	17
0214 PLAINFIELD PCT 012	57
0219 PLAINFIELD PCT 017	48
0220 PLAINFIELD PCT 018	48
0225 PLAINFIELD PCT 023	50
0226 PLAINFIELD PCT 024	86
0228 PLAINFIELD PCT 026	16
0229 PLAINFIELD PCT 027	21
0230 PLAINFIELD PCT 028	20
0231 PLAINFIELD PCT 029	32
0232 PLAINFIELD PCT 030	39
0233 PLAINFIELD PCT 031	40
0234 PLAINFIELD PCT 032	39
0235 PLAINFIELD PCT 033	49
0236 PLAINFIELD PCT 034	54
0237 PLAINFIELD PCT 035	37
0238 PLAINFIELD PCT 036	54
0242 TROY PCT 001	2
0243 TROY PCT 002	32
0244 TROY PCT 003	10
0245 TROY PCT 004	47
0246 TROY PCT 005	83
0247 TROY PCT 006	54
0250 TROY PCT 009	42
0287 WHEATLAND PCT 019	54
0290 WHEATLAND PCT 022	46
0294 WHEATLAND PCT 026	0
0295 WHEATLAND PCT 027	14

Total Democratic Ballots Cast for
 98th Representative District
 3,421



Nancy Schultz Voots

W I L L C O U N T Y C L E R K



Democratic Party

COUNTY OFFICES SUMMARY

**CIRCUIT CLERK
RECORDER OF DEEDS
STATE'S ATTORNEY
COUNTY AUDITOR
CORONER
CHIEF EXECUTIVE OFFICER**

VOTES PERCENT

CIRCUIT CLERK

Vote for not more than 1

01 = Pamela J. "Pam" McGuire

19,931 100.00

01

0001 CHANNAHON PCT 001	52
0002 CHANNAHON PCT 002	59
0003 CHANNAHON PCT 003	63
0004 CHANNAHON PCT 004	52
0005 CHANNAHON PCT 005	40
0006 CRETE PCT 001	165
0007 CRETE PCT 002	93
0008 CRETE PCT 003	81
0009 CRETE PCT 004	144
0010 CRETE PCT 005	211
0011 CRETE PCT 006	161
0012 CRETE PCT 007	209
0013 CRETE PCT 008	126
0014 CRETE PCT 009	115
0015 CRETE PCT 010	87
0016 CRETE PCT 011	94
0017 CRETE PCT 012	125
0018 CUSTER PCT 001	29
0019 DU PAGE PCT 001	57
0020 DU PAGE PCT 002	47
0021 DU PAGE PCT 003	75
0022 DU PAGE PCT 004	40
0023 DU PAGE PCT 005	86
0024 DU PAGE PCT 006	84
0025 DU PAGE PCT 007	43
0026 DU PAGE PCT 008	66
0027 DU PAGE PCT 009	47
0028 DU PAGE PCT 010	67
0029 DU PAGE PCT 011	89
0030 DU PAGE PCT 012	75
0031 DU PAGE PCT 013	109
0032 DU PAGE PCT 014	77
0033 DU PAGE PCT 015	157
0034 DU PAGE PCT 016	85
0035 DU PAGE PCT 017	55
0036 DU PAGE PCT 018	56
0037 DU PAGE PCT 019	69
0038 DU PAGE PCT 020	67
0039 DU PAGE PCT 021	72
0040 DU PAGE PCT 022	62
0041 DU PAGE PCT 023	41
0042 DU PAGE PCT 024	50
0043 DU PAGE PCT 025	64
0044 DU PAGE PCT 026	66
0045 DU PAGE PCT 027	82
0046 DU PAGE PCT 028	69
0047 DU PAGE PCT 029	48
0048 DU PAGE PCT 030	86
0049 DU PAGE PCT 031	43
0050 DU PAGE PCT 032	55
0051 DU PAGE PCT 033	54
0052 DU PAGE PCT 034	68
0053 DU PAGE PCT 035	20
0054 DU PAGE PCT 036	60
0055 DU PAGE PCT 037	57

**For City of Aurora details
refer to that section of this book.**

VOTES PERCENT

CIRCUIT CLERK

Vote for not more than 1

01 = Pamela J. "Pam" McGuire

19.931 100.00

(CONTINUED FROM PREVIOUS PAGE)

	-----	01

0056 FLORENCE PCT 001		33
0057 FRANKFORT PCT 001		56
0058 FRANKFORT PCT 002		51
0059 FRANKFORT PCT 003		68
0060 FRANKFORT PCT 004		25
0061 FRANKFORT PCT 005		56
0062 FRANKFORT PCT 006		57
0063 FRANKFORT PCT 007		52
0064 FRANKFORT PCT 008		39
0065 FRANKFORT PCT 009		57
0066 FRANKFORT PCT 010		66
0067 FRANKFORT PCT 011		43
0068 FRANKFORT PCT 012		54
0069 FRANKFORT PCT 013		49
0070 FRANKFORT PCT 014		53
0071 FRANKFORT PCT 015		49
0072 FRANKFORT PCT 016		48
0073 FRANKFORT PCT 017		32
0074 FRANKFORT PCT 018		45
0075 FRANKFORT PCT 019		38
0076 FRANKFORT PCT 020		55
0077 FRANKFORT PCT 021		60
0078 FRANKFORT PCT 022		55
0079 FRANKFORT PCT 023		36
0080 FRANKFORT PCT 024		91
0081 FRANKFORT PCT 025		47
0082 FRANKFORT PCT 026		41
0083 FRANKFORT PCT 027		31
0084 FRANKFORT PCT 028		69
0085 FRANKFORT PCT 029		50
0086 GREEN GARDEN PCT 001		36
0087 GREEN GARDEN PCT 002		47
0088 HOMER PCT 001		39
0089 HOMER PCT 002		63
0090 HOMER PCT 003		61
0091 HOMER PCT 004		58
0092 HOMER PCT 005		37
0093 HOMER PCT 006		51
0094 HOMER PCT 007		68
0095 HOMER PCT 008		34
0096 HOMER PCT 009		50
0097 HOMER PCT 010		50
0098 HOMER PCT 011		46
0099 HOMER PCT 012		45
0100 HOMER PCT 013		30
0101 HOMER PCT 014		53
0102 HOMER PCT 015		76
0103 HOMER PCT 016		61
0104 HOMER PCT 017		29
0105 HOMER PCT 018		59
0106 JACKSON PCT 001		141
0107 JACKSON PCT 002		148
0108 JOLIET PCT 001		102
0109 JOLIET PCT 002		75
0110 JOLIET PCT 003		36
0111 JOLIET PCT 004		59

VOTES PERCENT

CIRCUIT CLERK

Vote for not more than 1
 01 = Pamela J. "Pam" McGuire

19,931 100.00

(CONTINUED FROM PREVIOUS PAGE) 01

0112 JOLIET PCT 005	120
0113 JOLIET PCT 006	98
0114 JOLIET PCT 007	118
0115 JOLIET PCT 008	57
0116 JOLIET PCT 009	66
0117 JOLIET PCT 010	87
0118 JOLIET PCT 011	65
0119 JOLIET PCT 012	53
0120 JOLIET PCT 013	57
0121 JOLIET PCT 014	65
0122 JOLIET PCT 015	58
0123 JOLIET PCT 016	130
0124 JOLIET PCT 017	97
0125 JOLIET PCT 018	106
0126 JOLIET PCT 019	71
0127 JOLIET PCT 020	121
0128 JOLIET PCT 021	97
0129 JOLIET PCT 022	102
0130 JOLIET PCT 023	61
0131 JOLIET PCT 024	71
0132 JOLIET PCT 025	83
0133 JOLIET PCT 026	80
0134 JOLIET PCT 027	42
0135 JOLIET PCT 028	98
0136 JOLIET PCT 029	87
0137 JOLIET PCT 030	51
0138 JOLIET PCT 031	61
0139 JOLIET PCT 032	123
0140 JOLIET PCT 033	47
0141 JOLIET PCT 034	164
0142 JOLIET PCT 035	159
0143 JOLIET PCT 036	125
0144 JOLIET PCT 037	109
0145 LOCKPORT PCT 001	162
0146 LOCKPORT PCT 002	49
0147 LOCKPORT PCT 003	46
0148 LOCKPORT PCT 004	49
0149 LOCKPORT PCT 005	44
0150 LOCKPORT PCT 006	48
0151 LOCKPORT PCT 007	70
0152 LOCKPORT PCT 008	65
0153 LOCKPORT PCT 009	149
0154 LOCKPORT PCT 010	46
0155 LOCKPORT PCT 011	68
0156 LOCKPORT PCT 012	37
0157 LOCKPORT PCT 013	294
0158 LOCKPORT PCT 014	79
0159 LOCKPORT PCT 015	54
0160 LOCKPORT PCT 016	102
0161 LOCKPORT PCT 017	66
0162 LOCKPORT PCT 018	116
0163 LOCKPORT PCT 019	89
0164 LOCKPORT PCT 020	85
0165 LOCKPORT PCT 021	83
0166 LOCKPORT PCT 022	106
0167 LOCKPORT PCT 023	78

VOTES PERCENT

CIRCUIT CLERK

Vote for not more than 1
 01 = Pamela J. "Pam" McGuire

19,931 100.00

(CONTINUED FROM PREVIOUS PAGE) 01

0168 LOCKPORT PCT 024	106
0169 MANHATTAN PCT 001	100
0170 MANHATTAN PCT 002	121
0171 MANHATTAN PCT 003	87
0172 MANHATTAN PCT 004	81
0173 MONEE PCT 001	135
0174 MONEE PCT 002	191
0175 MONEE PCT 003	111
0176 MONEE PCT 004	159
0177 MONEE PCT 005	207
0178 MONEE PCT 006	181
0179 MONEE PCT 007	269
0180 MONEE PCT 008	73
0181 NEW LENOX PCT 001	49
0182 NEW LENOX PCT 002	49
0183 NEW LENOX PCT 003	35
0184 NEW LENOX PCT 004	48
0185 NEW LENOX PCT 005	38
0186 NEW LENOX PCT 006	27
0187 NEW LENOX PCT 007	43
0188 NEW LENOX PCT 008	41
0189 NEW LENOX PCT 009	48
0190 NEW LENOX PCT 010	62
0191 NEW LENOX PCT 011	36
0192 NEW LENOX PCT 012	29
0193 NEW LENOX PCT 013	34
0194 NEW LENOX PCT 014	48
0195 NEW LENOX PCT 015	44
0196 NEW LENOX PCT 016	52
0197 NEW LENOX PCT 017	44
0198 NEW LENOX PCT 018	27
0199 NEW LENOX PCT 019	40
0200 NEW LENOX PCT 020	47
0201 PEOTONE PCT 001	94
0202 PEOTONE PCT 002	82
0203 PLAINFIELD PCT 001	41
0204 PLAINFIELD PCT 002	27
0205 PLAINFIELD PCT 003	29
0206 PLAINFIELD PCT 004	28
0207 PLAINFIELD PCT 005	28
0208 PLAINFIELD PCT 006	34
0209 PLAINFIELD PCT 007	42
0210 PLAINFIELD PCT 008	39
0211 PLAINFIELD PCT 009	31
0212 PLAINFIELD PCT 010	43
0213 PLAINFIELD PCT 011	17
0214 PLAINFIELD PCT 012	61
0215 PLAINFIELD PCT 013	42
0216 PLAINFIELD PCT 014	42
0217 PLAINFIELD PCT 015	41
0218 PLAINFIELD PCT 016	48
0219 PLAINFIELD PCT 017	47
0220 PLAINFIELD PCT 018	50
0221 PLAINFIELD PCT 019	30
0222 PLAINFIELD PCT 020	44
0223 PLAINFIELD PCT 021	40

VOTES PERCENT

CIRCUIT CLERK

Vote for not more than 1

01 = Pamela J. "Pam" McGuire

19,931 100.00

(CONTINUED FROM PREVIOUS PAGE)

 01

0224 PLAINFIELD PCT 022	33
0225 PLAINFIELD PCT 023	52
0226 PLAINFIELD PCT 024	89
0227 PLAINFIELD PCT 025	35
0228 PLAINFIELD PCT 026	29
0229 PLAINFIELD PCT 027	55
0230 PLAINFIELD PCT 028	20
0231 PLAINFIELD PCT 029	30
0232 PLAINFIELD PCT 030	39
0233 PLAINFIELD PCT 031	42
0234 PLAINFIELD PCT 032	39
0235 PLAINFIELD PCT 033	52
0236 PLAINFIELD PCT 034	57
0237 PLAINFIELD PCT 035	42
0238 PLAINFIELD PCT 036	55
0239 REED PCT 001	57
0240 REED PCT 002	60
0241 REED PCT 003	56
0242 TROY PCT 001	34
0243 TROY PCT 002	39
0244 TROY PCT 003	37
0245 TROY PCT 004	50
0246 TROY PCT 005	83
0247 TROY PCT 006	56
0248 TROY PCT 007	56
0249 TROY PCT 008	82
0250 TROY PCT 009	87
0251 TROY PCT 010	74
0252 TROY PCT 011	73
0253 TROY PCT 012	76
0254 TROY PCT 013	101
0255 TROY PCT 014	61
0256 TROY PCT 015	82
0257 TROY PCT 016	88
0258 TROY PCT 017	61
0259 TROY PCT 018	54
0260 TROY PCT 019	61
0261 TROY PCT 020	71
0262 TROY PCT 021	24
0263 TROY PCT 022	20
0264 TROY PCT 023	59
0265 WASHINGTON PCT 001	102
0266 WASHINGTON PCT 002	120
0267 WASHINGTON PCT 003	74
0268 WESLEY PCT 001	54
0269 WHEATLAND PCT 001	45
0270 WHEATLAND PCT 002	46
0271 WHEATLAND PCT 003	23
0272 WHEATLAND PCT 004	108
0273 WHEATLAND PCT 005	19
0274 WHEATLAND PCT 006	52
0275 WHEATLAND PCT 007	29
0276 WHEATLAND PCT 008	26
0277 WHEATLAND PCT 009	52
0278 WHEATLAND PCT 010	34
0279 WHEATLAND PCT 011	30

VOTES PERCENT

CIRCUIT CLERK

Vote for not more than 1

01 = Pamela J. "Pam" McGuire

19,931 100.00

(CONTINUED FROM PREVIOUS PAGE) 01

0280 WHEATLAND PCT 012	38
0281 WHEATLAND PCT 013	24
0282 WHEATLAND PCT 014	39
0283 WHEATLAND PCT 015	20
0284 WHEATLAND PCT 016	28
0285 WHEATLAND PCT 017	29
0286 WHEATLAND PCT 018	32
0287 WHEATLAND PCT 019	56
0288 WHEATLAND PCT 020	23
0289 WHEATLAND PCT 021	33
0290 WHEATLAND PCT 022	47
0291 WHEATLAND PCT 023	31
0292 WHEATLAND PCT 024	18
0293 WHEATLAND PCT 025	26
0294 WHEATLAND PCT 026	29
0295 WHEATLAND PCT 027	41
0296 WHEATLAND PCT 028	24
0297 WHEATLAND PCT 029	34
0298 WHEATLAND PCT 030	27
0299 WILL PCT 001	71
0300 WILMINGTON PCT 001	40
0301 WILMINGTON PCT 002	58
0302 WILMINGTON PCT 003	52
0303 WILTON PCT 001	56

VOTES PERCENT

RECORDER OF DEEDS

Vote for not more than 1
01 = Karen A. Stuke1

19,398 100.00

01

0001 CHANNAHON PCT 001	49
0002 CHANNAHON PCT 002	58
0003 CHANNAHON PCT 003	59
0004 CHANNAHON PCT 004	53
0005 CHANNAHON PCT 005	40
0006 CRETE PCT 001	166
0007 CRETE PCT 002	91
0008 CRETE PCT 003	79
0009 CRETE PCT 004	143
0010 CRETE PCT 005	211
0011 CRETE PCT 006	148
0012 CRETE PCT 007	201
0013 CRETE PCT 008	125
0014 CRETE PCT 009	109
0015 CRETE PCT 010	83
0016 CRETE PCT 011	89
0017 CRETE PCT 012	122
0018 CUSTER PCT 001	29
0019 DU PAGE PCT 001	58
0020 DU PAGE PCT 002	45
0021 DU PAGE PCT 003	73
0022 DU PAGE PCT 004	39
0023 DU PAGE PCT 005	86
0024 DU PAGE PCT 006	83
0025 DU PAGE PCT 007	41
0026 DU PAGE PCT 008	63
0027 DU PAGE PCT 009	46
0028 DU PAGE PCT 010	68
0029 DU PAGE PCT 011	86
0030 DU PAGE PCT 012	73
0031 DU PAGE PCT 013	104
0032 DU PAGE PCT 014	77
0033 DU PAGE PCT 015	154
0034 DU PAGE PCT 016	84
0035 DU PAGE PCT 017	54
0036 DU PAGE PCT 018	56
0037 DU PAGE PCT 019	64
0038 DU PAGE PCT 020	61
0039 DU PAGE PCT 021	72
0040 DU PAGE PCT 022	57
0041 DU PAGE PCT 023	40
0042 DU PAGE PCT 024	47
0043 DU PAGE PCT 025	65
0044 DU PAGE PCT 026	64
0045 DU PAGE PCT 027	77
0046 DU PAGE PCT 028	68
0047 DU PAGE PCT 029	47
0048 DU PAGE PCT 030	84
0049 DU PAGE PCT 031	42
0050 DU PAGE PCT 032	54
0051 DU PAGE PCT 033	53
0052 DU PAGE PCT 034	66
0053 DU PAGE PCT 035	19
0054 DU PAGE PCT 036	59
0055 DU PAGE PCT 037	56
0056 FLORENCE PCT 001	29

**For City of Aurora details
refer to that section of this book.**

VOTES PERCENT

RECORDER OF DEEDS

Vote for not more than 1
 01 = Karen A. Stuke1

19,398 100.00

(CONTINUED FROM PREVIOUS PAGE)

	-----	01

0057 FRANKFORT PCT 001		56
0058 FRANKFORT PCT 002		51
0059 FRANKFORT PCT 003		66
0060 FRANKFORT PCT 004		23
0061 FRANKFORT PCT 005		55
0062 FRANKFORT PCT 006		56
0063 FRANKFORT PCT 007		51
0064 FRANKFORT PCT 008		39
0065 FRANKFORT PCT 009		56
0066 FRANKFORT PCT 010		69
0067 FRANKFORT PCT 011		41
0068 FRANKFORT PCT 012		54
0069 FRANKFORT PCT 013		49
0070 FRANKFORT PCT 014		52
0071 FRANKFORT PCT 015		48
0072 FRANKFORT PCT 016		47
0073 FRANKFORT PCT 017		32
0074 FRANKFORT PCT 018		43
0075 FRANKFORT PCT 019		39
0076 FRANKFORT PCT 020		56
0077 FRANKFORT PCT 021		58
0078 FRANKFORT PCT 022		55
0079 FRANKFORT PCT 023		36
0080 FRANKFORT PCT 024		87
0081 FRANKFORT PCT 025		47
0082 FRANKFORT PCT 026		38
0083 FRANKFORT PCT 027		31
0084 FRANKFORT PCT 028		68
0085 FRANKFORT PCT 029		47
0086 GREEN GARDEN PCT 001		36
0087 GREEN GARDEN PCT 002		46
0088 HOMER PCT 001		38
0089 HOMER PCT 002		62
0090 HOMER PCT 003		61
0091 HOMER PCT 004		55
0092 HOMER PCT 005		38
0093 HOMER PCT 006		51
0094 HOMER PCT 007		68
0095 HOMER PCT 008		35
0096 HOMER PCT 009		48
0097 HOMER PCT 010		50
0098 HOMER PCT 011		45
0099 HOMER PCT 012		48
0100 HOMER PCT 013		30
0101 HOMER PCT 014		50
0102 HOMER PCT 015		74
0103 HOMER PCT 016		60
0104 HOMER PCT 017		31
0105 HOMER PCT 018		59
0106 JACKSON PCT 001		139
0107 JACKSON PCT 002		140
0108 JOLIET PCT 001		99
0109 JOLIET PCT 002		72
0110 JOLIET PCT 003		36
0111 JOLIET PCT 004		56
0112 JOLIET PCT 005		114

VOTES PERCENT

RECORDER OF DEEDS

Vote for not more than 1
 01 = Karen A. Stuke1

19,398 100.00

(CONTINUED FROM PREVIOUS PAGE)

	-----	01

0113 JOLIET PCT 006		96
0114 JOLIET PCT 007		110
0115 JOLIET PCT 008		58
0116 JOLIET PCT 009		64
0117 JOLIET PCT 010		89
0118 JOLIET PCT 011		62
0119 JOLIET PCT 012		50
0120 JOLIET PCT 013		53
0121 JOLIET PCT 014		63
0122 JOLIET PCT 015		54
0123 JOLIET PCT 016		126
0124 JOLIET PCT 017		91
0125 JOLIET PCT 018		100
0126 JOLIET PCT 019		68
0127 JOLIET PCT 020		119
0128 JOLIET PCT 021		94
0129 JOLIET PCT 022		98
0130 JOLIET PCT 023		58
0131 JOLIET PCT 024		65
0132 JOLIET PCT 025		81
0133 JOLIET PCT 026		74
0134 JOLIET PCT 027		38
0135 JOLIET PCT 028		93
0136 JOLIET PCT 029		83
0137 JOLIET PCT 030		53
0138 JOLIET PCT 031		58
0139 JOLIET PCT 032		115
0140 JOLIET PCT 033		46
0141 JOLIET PCT 034		156
0142 JOLIET PCT 035		154
0143 JOLIET PCT 036		124
0144 JOLIET PCT 037		108
0145 LOCKPORT PCT 001		162
0146 LOCKPORT PCT 002		50
0147 LOCKPORT PCT 003		46
0148 LOCKPORT PCT 004		51
0149 LOCKPORT PCT 005		45
0150 LOCKPORT PCT 006		45
0151 LOCKPORT PCT 007		71
0152 LOCKPORT PCT 008		64
0153 LOCKPORT PCT 009		149
0154 LOCKPORT PCT 010		45
0155 LOCKPORT PCT 011		68
0156 LOCKPORT PCT 012		36
0157 LOCKPORT PCT 013		294
0158 LOCKPORT PCT 014		78
0159 LOCKPORT PCT 015		55
0160 LOCKPORT PCT 016		96
0161 LOCKPORT PCT 017		65
0162 LOCKPORT PCT 018		114
0163 LOCKPORT PCT 019		90
0164 LOCKPORT PCT 020		84
0165 LOCKPORT PCT 021		84
0166 LOCKPORT PCT 022		97
0167 LOCKPORT PCT 023		77
0168 LOCKPORT PCT 024		98

VOTES PERCENT

RECORDER OF DEEDS

Vote for not more than 1
01 = Karen A. Stukel

19,398 100.00

(CONTINUED FROM PREVIOUS PAGE)

	01

0169 MANHATTAN PCT 001	94
0170 MANHATTAN PCT 002	114
0171 MANHATTAN PCT 003	82
0172 MANHATTAN PCT 004	80
0173 MONEE PCT 001	130
0174 MONEE PCT 002	185
0175 MONEE PCT 003	108
0176 MONEE PCT 004	150
0177 MONEE PCT 005	202
0178 MONEE PCT 006	165
0179 MONEE PCT 007	251
0180 MONEE PCT 008	74
0181 NEW LENOX PCT 001	48
0182 NEW LENOX PCT 002	49
0183 NEW LENOX PCT 003	35
0184 NEW LENOX PCT 004	46
0185 NEW LENOX PCT 005	36
0186 NEW LENOX PCT 006	26
0187 NEW LENOX PCT 007	41
0188 NEW LENOX PCT 008	39
0189 NEW LENOX PCT 009	46
0190 NEW LENOX PCT 010	62
0191 NEW LENOX PCT 011	34
0192 NEW LENOX PCT 012	27
0193 NEW LENOX PCT 013	33
0194 NEW LENOX PCT 014	47
0195 NEW LENOX PCT 015	42
0196 NEW LENOX PCT 016	52
0197 NEW LENOX PCT 017	44
0198 NEW LENOX PCT 018	28
0199 NEW LENOX PCT 019	40
0200 NEW LENOX PCT 020	45
0201 PEOTONE PCT 001	92
0202 PEOTONE PCT 002	73
0203 PLAINFIELD PCT 001	40
0204 PLAINFIELD PCT 002	30
0205 PLAINFIELD PCT 003	29
0206 PLAINFIELD PCT 004	26
0207 PLAINFIELD PCT 005	29
0208 PLAINFIELD PCT 006	34
0209 PLAINFIELD PCT 007	41
0210 PLAINFIELD PCT 008	38
0211 PLAINFIELD PCT 009	31
0212 PLAINFIELD PCT 010	44
0213 PLAINFIELD PCT 011	16
0214 PLAINFIELD PCT 012	56
0215 PLAINFIELD PCT 013	42
0216 PLAINFIELD PCT 014	42
0217 PLAINFIELD PCT 015	40
0218 PLAINFIELD PCT 016	49
0219 PLAINFIELD PCT 017	48
0220 PLAINFIELD PCT 018	50
0221 PLAINFIELD PCT 019	29
0222 PLAINFIELD PCT 020	45
0223 PLAINFIELD PCT 021	37
0224 PLAINFIELD PCT 022	33

VOTES PERCENT

RECORDER OF DEEDS

Vote for not more than 1
01 = Karen A. Stuke1

19,398 100.00

(CONTINUED FROM PREVIOUS PAGE)

	-----	01

0225 PLAINFIELD PCT 023		49
0226 PLAINFIELD PCT 024		89
0227 PLAINFIELD PCT 025		35
0228 PLAINFIELD PCT 026		27
0229 PLAINFIELD PCT 027		55
0230 PLAINFIELD PCT 028		20
0231 PLAINFIELD PCT 029		30
0232 PLAINFIELD PCT 030		39
0233 PLAINFIELD PCT 031		40
0234 PLAINFIELD PCT 032		38
0235 PLAINFIELD PCT 033		49
0236 PLAINFIELD PCT 034		56
0237 PLAINFIELD PCT 035		39
0238 PLAINFIELD PCT 036		54
0239 REED PCT 001		56
0240 REED PCT 002		58
0241 REED PCT 003		54
0242 TROY PCT 001		33
0243 TROY PCT 002		40
0244 TROY PCT 003		35
0245 TROY PCT 004		49
0246 TROY PCT 005		77
0247 TROY PCT 006		55
0248 TROY PCT 007		55
0249 TROY PCT 008		79
0250 TROY PCT 009		80
0251 TROY PCT 010		69
0252 TROY PCT 011		67
0253 TROY PCT 012		69
0254 TROY PCT 013		98
0255 TROY PCT 014		61
0256 TROY PCT 015		77
0257 TROY PCT 016		85
0258 TROY PCT 017		53
0259 TROY PCT 018		54
0260 TROY PCT 019		62
0261 TROY PCT 020		68
0262 TROY PCT 021		23
0263 TROY PCT 022		20
0264 TROY PCT 023		58
0265 WASHINGTON PCT 001		105
0266 WASHINGTON PCT 002		120
0267 WASHINGTON PCT 003		72
0268 WESLEY PCT 001		54
0269 WHEATLAND PCT 001		45
0270 WHEATLAND PCT 002		46
0271 WHEATLAND PCT 003		24
0272 WHEATLAND PCT 004		105
0273 WHEATLAND PCT 005		18
0274 WHEATLAND PCT 006		51
0275 WHEATLAND PCT 007		29
0276 WHEATLAND PCT 008		25
0277 WHEATLAND PCT 009		51
0278 WHEATLAND PCT 010		34
0279 WHEATLAND PCT 011		30
0280 WHEATLAND PCT 012		38

VOTES PERCENT

RECORDER OF DEEDS

Vote for not more than 1
01 = Karen A. Stuke]

19,398 100.00

(CONTINUED FROM PREVIOUS PAGE) 01

0281 WHEATLAND PCT 013	24
0282 WHEATLAND PCT 014	37
0283 WHEATLAND PCT 015	19
0284 WHEATLAND PCT 016	26
0285 WHEATLAND PCT 017	27
0286 WHEATLAND PCT 018	32
0287 WHEATLAND PCT 019	56
0288 WHEATLAND PCT 020	23
0289 WHEATLAND PCT 021	32
0290 WHEATLAND PCT 022	45
0291 WHEATLAND PCT 023	31
0292 WHEATLAND PCT 024	17
0293 WHEATLAND PCT 025	25
0294 WHEATLAND PCT 026	27
0295 WHEATLAND PCT 027	40
0296 WHEATLAND PCT 028	23
0297 WHEATLAND PCT 029	34
0298 WHEATLAND PCT 030	27
0299 WILL PCT 001	71
0300 WILMINGTON PCT 001	42
0301 WILMINGTON PCT 002	57
0302 WILMINGTON PCT 003	51
0303 WILTON PCT 001	56

VOTES PERCENT

STATE'S ATTORNEY

Vote for not more than 1
01 = James W. Glasgow

19,336 100.00

01

0001 CHANNAHON PCT 001	47
0002 CHANNAHON PCT 002	56
0003 CHANNAHON PCT 003	60
0004 CHANNAHON PCT 004	55
0005 CHANNAHON PCT 005	42
0006 CRETE PCT 001	161
0007 CRETE PCT 002	89
0008 CRETE PCT 003	78
0009 CRETE PCT 004	144
0010 CRETE PCT 005	205
0011 CRETE PCT 006	145
0012 CRETE PCT 007	196
0013 CRETE PCT 008	124
0014 CRETE PCT 009	108
0015 CRETE PCT 010	81
0016 CRETE PCT 011	90
0017 CRETE PCT 012	118
0018 CUSTER PCT 001	29
0019 DU PAGE PCT 001	55
0020 DU PAGE PCT 002	46
0021 DU PAGE PCT 003	75
0022 DU PAGE PCT 004	40
0023 DU PAGE PCT 005	83
0024 DU PAGE PCT 006	83
0025 DU PAGE PCT 007	41
0026 DU PAGE PCT 008	66
0027 DU PAGE PCT 009	44
0028 DU PAGE PCT 010	67
0029 DU PAGE PCT 011	86
0030 DU PAGE PCT 012	75
0031 DU PAGE PCT 013	106
0032 DU PAGE PCT 014	75
0033 DU PAGE PCT 015	151
0034 DU PAGE PCT 016	82
0035 DU PAGE PCT 017	51
0036 DU PAGE PCT 018	51
0037 DU PAGE PCT 019	63
0038 DU PAGE PCT 020	62
0039 DU PAGE PCT 021	71
0040 DU PAGE PCT 022	63
0041 DU PAGE PCT 023	36
0042 DU PAGE PCT 024	46
0043 DU PAGE PCT 025	66
0044 DU PAGE PCT 026	62
0045 DU PAGE PCT 027	77
0046 DU PAGE PCT 028	67
0047 DU PAGE PCT 029	47
0048 DU PAGE PCT 030	85
0049 DU PAGE PCT 031	42
0050 DU PAGE PCT 032	54
0051 DU PAGE PCT 033	52
0052 DU PAGE PCT 034	68
0053 DU PAGE PCT 035	19
0054 DU PAGE PCT 036	61
0055 DU PAGE PCT 037	56
0056 FLORENCE PCT 001	29

**For City of Aurora details
refer to that section of this book.**

VOTES PERCENT

STATE'S ATTORNEY

Vote for not more than 1
 01 = James W. Glasgow

19,336 100.00

(CONTINUED FROM PREVIOUS PAGE) 01

0057 FRANKFORT PCT 001	57
0058 FRANKFORT PCT 002	53
0059 FRANKFORT PCT 003	64
0060 FRANKFORT PCT 004	28
0061 FRANKFORT PCT 005	54
0062 FRANKFORT PCT 006	56
0063 FRANKFORT PCT 007	54
0064 FRANKFORT PCT 008	39
0065 FRANKFORT PCT 009	56
0066 FRANKFORT PCT 010	68
0067 FRANKFORT PCT 011	45
0068 FRANKFORT PCT 012	52
0069 FRANKFORT PCT 013	49
0070 FRANKFORT PCT 014	50
0071 FRANKFORT PCT 015	49
0072 FRANKFORT PCT 016	48
0073 FRANKFORT PCT 017	31
0074 FRANKFORT PCT 018	44
0075 FRANKFORT PCT 019	40
0076 FRANKFORT PCT 020	53
0077 FRANKFORT PCT 021	57
0078 FRANKFORT PCT 022	51
0079 FRANKFORT PCT 023	36
0080 FRANKFORT PCT 024	89
0081 FRANKFORT PCT 025	45
0082 FRANKFORT PCT 026	37
0083 FRANKFORT PCT 027	30
0084 FRANKFORT PCT 028	69
0085 FRANKFORT PCT 029	49
0086 GREEN GARDEN PCT 001	35
0087 GREEN GARDEN PCT 002	44
0088 HOMER PCT 001	35
0089 HOMER PCT 002	60
0090 HOMER PCT 003	58
0091 HOMER PCT 004	56
0092 HOMER PCT 005	37
0093 HOMER PCT 006	50
0094 HOMER PCT 007	66
0095 HOMER PCT 008	33
0096 HOMER PCT 009	50
0097 HOMER PCT 010	49
0098 HOMER PCT 011	44
0099 HOMER PCT 012	42
0100 HOMER PCT 013	30
0101 HOMER PCT 014	51
0102 HOMER PCT 015	71
0103 HOMER PCT 016	61
0104 HOMER PCT 017	29
0105 HOMER PCT 018	58
0106 JACKSON PCT 001	136
0107 JACKSON PCT 002	137
0108 JOLIET PCT 001	100
0109 JOLIET PCT 002	77
0110 JOLIET PCT 003	38
0111 JOLIET PCT 004	54
0112 JOLIET PCT 005	116

VOTES PERCENT

STATE'S ATTORNEY

Vote for not more than 1
01 = James W. Glasgow

19,336 100.00

(CONTINUED FROM PREVIOUS PAGE) 01

0113 JOLIET PCT 006	94
0114 JOLIET PCT 007	117
0115 JOLIET PCT 008	53
0116 JOLIET PCT 009	63
0117 JOLIET PCT 010	85
0118 JOLIET PCT 011	63
0119 JOLIET PCT 012	54
0120 JOLIET PCT 013	56
0121 JOLIET PCT 014	62
0122 JOLIET PCT 015	55
0123 JOLIET PCT 016	123
0124 JOLIET PCT 017	91
0125 JOLIET PCT 018	104
0126 JOLIET PCT 019	70
0127 JOLIET PCT 020	117
0128 JOLIET PCT 021	99
0129 JOLIET PCT 022	101
0130 JOLIET PCT 023	59
0131 JOLIET PCT 024	69
0132 JOLIET PCT 025	82
0133 JOLIET PCT 026	77
0134 JOLIET PCT 027	36
0135 JOLIET PCT 028	94
0136 JOLIET PCT 029	85
0137 JOLIET PCT 030	52
0138 JOLIET PCT 031	56
0139 JOLIET PCT 032	114
0140 JOLIET PCT 033	46
0141 JOLIET PCT 034	160
0142 JOLIET PCT 035	154
0143 JOLIET PCT 036	121
0144 JOLIET PCT 037	108
0145 LOCKPORT PCT 001	160
0146 LOCKPORT PCT 002	50
0147 LOCKPORT PCT 003	45
0148 LOCKPORT PCT 004	49
0149 LOCKPORT PCT 005	50
0150 LOCKPORT PCT 006	47
0151 LOCKPORT PCT 007	68
0152 LOCKPORT PCT 008	63
0153 LOCKPORT PCT 009	145
0154 LOCKPORT PCT 010	45
0155 LOCKPORT PCT 011	63
0156 LOCKPORT PCT 012	36
0157 LOCKPORT PCT 013	292
0158 LOCKPORT PCT 014	78
0159 LOCKPORT PCT 015	56
0160 LOCKPORT PCT 016	97
0161 LOCKPORT PCT 017	62
0162 LOCKPORT PCT 018	114
0163 LOCKPORT PCT 019	88
0164 LOCKPORT PCT 020	83
0165 LOCKPORT PCT 021	83
0166 LOCKPORT PCT 022	99
0167 LOCKPORT PCT 023	75
0168 LOCKPORT PCT 024	101

VOTES PERCENT

STATE'S ATTORNEY

Vote for not more than 1

01 = James W. Glasgow

19,336 100.00

(CONTINUED FROM PREVIOUS PAGE)

	-----	01

0169 MANHATTAN PCT 001		95
0170 MANHATTAN PCT 002		120
0171 MANHATTAN PCT 003		87
0172 MANHATTAN PCT 004		80
0173 MONEE PCT 001		127
0174 MONEE PCT 002		189
0175 MONEE PCT 003		104
0176 MONEE PCT 004		157
0177 MONEE PCT 005		196
0178 MONEE PCT 006		168
0179 MONEE PCT 007		255
0180 MONEE PCT 008		74
0181 NEW LENOX PCT 001		44
0182 NEW LENOX PCT 002		48
0183 NEW LENOX PCT 003		33
0184 NEW LENOX PCT 004		45
0185 NEW LENOX PCT 005		37
0186 NEW LENOX PCT 006		27
0187 NEW LENOX PCT 007		44
0188 NEW LENOX PCT 008		39
0189 NEW LENOX PCT 009		43
0190 NEW LENOX PCT 010		61
0191 NEW LENOX PCT 011		37
0192 NEW LENOX PCT 012		28
0193 NEW LENOX PCT 013		32
0194 NEW LENOX PCT 014		46
0195 NEW LENOX PCT 015		40
0196 NEW LENOX PCT 016		51
0197 NEW LENOX PCT 017		44
0198 NEW LENOX PCT 018		27
0199 NEW LENOX PCT 019		40
0200 NEW LENOX PCT 020		48
0201 PEOTONE PCT 001		98
0202 PEOTONE PCT 002		79
0203 PLAINFIELD PCT 001		41
0204 PLAINFIELD PCT 002		27
0205 PLAINFIELD PCT 003		28
0206 PLAINFIELD PCT 004		27
0207 PLAINFIELD PCT 005		28
0208 PLAINFIELD PCT 006		34
0209 PLAINFIELD PCT 007		42
0210 PLAINFIELD PCT 008		36
0211 PLAINFIELD PCT 009		31
0212 PLAINFIELD PCT 010		42
0213 PLAINFIELD PCT 011		16
0214 PLAINFIELD PCT 012		59
0215 PLAINFIELD PCT 013		40
0216 PLAINFIELD PCT 014		41
0217 PLAINFIELD PCT 015		40
0218 PLAINFIELD PCT 016		47
0219 PLAINFIELD PCT 017		47
0220 PLAINFIELD PCT 018		47
0221 PLAINFIELD PCT 019		30
0222 PLAINFIELD PCT 020		45
0223 PLAINFIELD PCT 021		39
0224 PLAINFIELD PCT 022		34

VOTES PERCENT

STATE'S ATTORNEY

Vote for not more than 1
 01 = James W. Glasgow

19,336 100.00

(CONTINUED FROM PREVIOUS PAGE)

	-----	01

0225 PLAINFIELD PCT 023		48
0226 PLAINFIELD PCT 024		84
0227 PLAINFIELD PCT 025		34
0228 PLAINFIELD PCT 026		27
0229 PLAINFIELD PCT 027		55
0230 PLAINFIELD PCT 028		19
0231 PLAINFIELD PCT 029		29
0232 PLAINFIELD PCT 030		38
0233 PLAINFIELD PCT 031		38
0234 PLAINFIELD PCT 032		37
0235 PLAINFIELD PCT 033		51
0236 PLAINFIELD PCT 034		57
0237 PLAINFIELD PCT 035		41
0238 PLAINFIELD PCT 036		54
0239 REED PCT 001		57
0240 REED PCT 002		58
0241 REED PCT 003		55
0242 TROY PCT 001		33
0243 TROY PCT 002		39
0244 TROY PCT 003		34
0245 TROY PCT 004		46
0246 TROY PCT 005		78
0247 TROY PCT 006		54
0248 TROY PCT 007		54
0249 TROY PCT 008		81
0250 TROY PCT 009		82
0251 TROY PCT 010		72
0252 TROY PCT 011		65
0253 TROY PCT 012		70
0254 TROY PCT 013		99
0255 TROY PCT 014		56
0256 TROY PCT 015		74
0257 TROY PCT 016		85
0258 TROY PCT 017		61
0259 TROY PCT 018		54
0260 TROY PCT 019		59
0261 TROY PCT 020		67
0262 TROY PCT 021		23
0263 TROY PCT 022		20
0264 TROY PCT 023		57
0265 WASHINGTON PCT 001		105
0266 WASHINGTON PCT 002		120
0267 WASHINGTON PCT 003		71
0268 WESLEY PCT 001		50
0269 WHEATLAND PCT 001		45
0270 WHEATLAND PCT 002		44
0271 WHEATLAND PCT 003		24
0272 WHEATLAND PCT 004		104
0273 WHEATLAND PCT 005		20
0274 WHEATLAND PCT 006		50
0275 WHEATLAND PCT 007		26
0276 WHEATLAND PCT 008		25
0277 WHEATLAND PCT 009		48
0278 WHEATLAND PCT 010		31
0279 WHEATLAND PCT 011		28
0280 WHEATLAND PCT 012		39

VOTES PERCENT

STATE'S ATTORNEY

Vote for not more than 1
01 = James W. Glasgow

19,336 100.00

(CONTINUED FROM PREVIOUS PAGE)

	-----	01

0281 WHEATLAND PCT 013		24
0282 WHEATLAND PCT 014		38
0283 WHEATLAND PCT 015		20
0284 WHEATLAND PCT 016		27
0285 WHEATLAND PCT 017		27
0286 WHEATLAND PCT 018		33
0287 WHEATLAND PCT 019		53
0288 WHEATLAND PCT 020		23
0289 WHEATLAND PCT 021		32
0290 WHEATLAND PCT 022		46
0291 WHEATLAND PCT 023		30
0292 WHEATLAND PCT 024		17
0293 WHEATLAND PCT 025		25
0294 WHEATLAND PCT 026		28
0295 WHEATLAND PCT 027		41
0296 WHEATLAND PCT 028		24
0297 WHEATLAND PCT 029		34
0298 WHEATLAND PCT 030		26
0299 WILL PCT 001		77
0300 WILMINGTON PCT 001		43
0301 WILMINGTON PCT 002		55
0302 WILMINGTON PCT 003		48
0303 WILTON PCT 001		56

VOTES PERCENT

COUNTY AUDITOR

Vote for not more than 1
01 = Duffy Blackburn

18,892 100.00

	-----	01

0001 CHANNAHON PCT 001		50
0002 CHANNAHON PCT 002		54
0003 CHANNAHON PCT 003		58
0004 CHANNAHON PCT 004		52
0005 CHANNAHON PCT 005		38
0006 CRETE PCT 001		156
0007 CRETE PCT 002		86
0008 CRETE PCT 003		74
0009 CRETE PCT 004		140
0010 CRETE PCT 005		204
0011 CRETE PCT 006		143
0012 CRETE PCT 007		196
0013 CRETE PCT 008		121
0014 CRETE PCT 009		101
0015 CRETE PCT 010		81
0016 CRETE PCT 011		84
0017 CRETE PCT 012		117
0018 CUSTER PCT 001		27
0019 DU PAGE PCT 001		55
0020 DU PAGE PCT 002		45
0021 DU PAGE PCT 003		73
0022 DU PAGE PCT 004		39
0023 DU PAGE PCT 005		83
0024 DU PAGE PCT 006		82
0025 DU PAGE PCT 007		41
0026 DU PAGE PCT 008		63
0027 DU PAGE PCT 009		44
0028 DU PAGE PCT 010		65
0029 DU PAGE PCT 011		86
0030 DU PAGE PCT 012		70
0031 DU PAGE PCT 013		103
0032 DU PAGE PCT 014		76
0033 DU PAGE PCT 015		150
0034 DU PAGE PCT 016		84
0035 DU PAGE PCT 017		51
0036 DU PAGE PCT 018		54
0037 DU PAGE PCT 019		64
0038 DU PAGE PCT 020		65
0039 DU PAGE PCT 021		71
0040 DU PAGE PCT 022		58
0041 DU PAGE PCT 023		38
0042 DU PAGE PCT 024		47
0043 DU PAGE PCT 025		62
0044 DU PAGE PCT 026		61
0045 DU PAGE PCT 027		79
0046 DU PAGE PCT 028		67
0047 DU PAGE PCT 029		47
0048 DU PAGE PCT 030		81
0049 DU PAGE PCT 031		42
0050 DU PAGE PCT 032		49
0051 DU PAGE PCT 033		53
0052 DU PAGE PCT 034		67
0053 DU PAGE PCT 035		20
0054 DU PAGE PCT 036		59
0055 DU PAGE PCT 037		55
0056 FLORENCE PCT 001		28

**For City of Aurora details
refer to that section of this book.**

VOTES PERCENT

COUNTY AUDITOR

Vote for not more than 1
01 = Duffy Blackburn

18,892 100.00

(CONTINUED FROM PREVIOUS PAGE) 01

0057 FRANKFORT PCT 001	57
0058 FRANKFORT PCT 002	53
0059 FRANKFORT PCT 003	61
0060 FRANKFORT PCT 004	25
0061 FRANKFORT PCT 005	55
0062 FRANKFORT PCT 006	53
0063 FRANKFORT PCT 007	49
0064 FRANKFORT PCT 008	37
0065 FRANKFORT PCT 009	53
0066 FRANKFORT PCT 010	65
0067 FRANKFORT PCT 011	44
0068 FRANKFORT PCT 012	52
0069 FRANKFORT PCT 013	48
0070 FRANKFORT PCT 014	51
0071 FRANKFORT PCT 015	48
0072 FRANKFORT PCT 016	46
0073 FRANKFORT PCT 017	30
0074 FRANKFORT PCT 018	42
0075 FRANKFORT PCT 019	38
0076 FRANKFORT PCT 020	51
0077 FRANKFORT PCT 021	58
0078 FRANKFORT PCT 022	52
0079 FRANKFORT PCT 023	37
0080 FRANKFORT PCT 024	85
0081 FRANKFORT PCT 025	47
0082 FRANKFORT PCT 026	38
0083 FRANKFORT PCT 027	29
0084 FRANKFORT PCT 028	66
0085 FRANKFORT PCT 029	45
0086 GREEN GARDEN PCT 001	34
0087 GREEN GARDEN PCT 002	44
0088 HOMER PCT 001	34
0089 HOMER PCT 002	58
0090 HOMER PCT 003	56
0091 HOMER PCT 004	55
0092 HOMER PCT 005	36
0093 HOMER PCT 006	50
0094 HOMER PCT 007	64
0095 HOMER PCT 008	31
0096 HOMER PCT 009	44
0097 HOMER PCT 010	46
0098 HOMER PCT 011	45
0099 HOMER PCT 012	41
0100 HOMER PCT 013	28
0101 HOMER PCT 014	46
0102 HOMER PCT 015	71
0103 HOMER PCT 016	59
0104 HOMER PCT 017	29
0105 HOMER PCT 018	58
0106 JACKSON PCT 001	131
0107 JACKSON PCT 002	126
0108 JOLIET PCT 001	99
0109 JOLIET PCT 002	71
0110 JOLIET PCT 003	37
0111 JOLIET PCT 004	53
0112 JOLIET PCT 005	108

VOTES PERCENT

COUNTY AUDITOR

Vote for not more than 1
 01 = Duffy Blackburn

18,892 100.00

(CONTINUED FROM PREVIOUS PAGE)

	-----	01

0113 JOLIET PCT 006		97
0114 JOLIET PCT 007		110
0115 JOLIET PCT 008		56
0116 JOLIET PCT 009		61
0117 JOLIET PCT 010		84
0118 JOLIET PCT 011		62
0119 JOLIET PCT 012		52
0120 JOLIET PCT 013		51
0121 JOLIET PCT 014		60
0122 JOLIET PCT 015		51
0123 JOLIET PCT 016		123
0124 JOLIET PCT 017		93
0125 JOLIET PCT 018		103
0126 JOLIET PCT 019		66
0127 JOLIET PCT 020		116
0128 JOLIET PCT 021		97
0129 JOLIET PCT 022		97
0130 JOLIET PCT 023		58
0131 JOLIET PCT 024		63
0132 JOLIET PCT 025		75
0133 JOLIET PCT 026		76
0134 JOLIET PCT 027		39
0135 JOLIET PCT 028		89
0136 JOLIET PCT 029		81
0137 JOLIET PCT 030		52
0138 JOLIET PCT 031		56
0139 JOLIET PCT 032		111
0140 JOLIET PCT 033		43
0141 JOLIET PCT 034		153
0142 JOLIET PCT 035		145
0143 JOLIET PCT 036		123
0144 JOLIET PCT 037		101
0145 LOCKPORT PCT 001		159
0146 LOCKPORT PCT 002		47
0147 LOCKPORT PCT 003		44
0148 LOCKPORT PCT 004		49
0149 LOCKPORT PCT 005		43
0150 LOCKPORT PCT 006		46
0151 LOCKPORT PCT 007		70
0152 LOCKPORT PCT 008		64
0153 LOCKPORT PCT 009		141
0154 LOCKPORT PCT 010		44
0155 LOCKPORT PCT 011		64
0156 LOCKPORT PCT 012		35
0157 LOCKPORT PCT 013		286
0158 LOCKPORT PCT 014		77
0159 LOCKPORT PCT 015		54
0160 LOCKPORT PCT 016		95
0161 LOCKPORT PCT 017		62
0162 LOCKPORT PCT 018		114
0163 LOCKPORT PCT 019		89
0164 LOCKPORT PCT 020		80
0165 LOCKPORT PCT 021		85
0166 LOCKPORT PCT 022		96
0167 LOCKPORT PCT 023		78
0168 LOCKPORT PCT 024		91

VOTES PERCENT

COUNTY AUDITOR

Vote for not more than 1
 01 = Duffy Blackburn

18,892 100.00

(CONTINUED FROM PREVIOUS PAGE) 01

0169 MANHATTAN PCT 001	91
0170 MANHATTAN PCT 002	114
0171 MANHATTAN PCT 003	80
0172 MANHATTAN PCT 004	80
0173 MONEE PCT 001	131
0174 MONEE PCT 002	180
0175 MONEE PCT 003	98
0176 MONEE PCT 004	152
0177 MONEE PCT 005	195
0178 MONEE PCT 006	167
0179 MONEE PCT 007	252
0180 MONEE PCT 008	70
0181 NEW LENOX PCT 001	47
0182 NEW LENOX PCT 002	49
0183 NEW LENOX PCT 003	33
0184 NEW LENOX PCT 004	44
0185 NEW LENOX PCT 005	33
0186 NEW LENOX PCT 006	26
0187 NEW LENOX PCT 007	40
0188 NEW LENOX PCT 008	39
0189 NEW LENOX PCT 009	43
0190 NEW LENOX PCT 010	57
0191 NEW LENOX PCT 011	33
0192 NEW LENOX PCT 012	28
0193 NEW LENOX PCT 013	31
0194 NEW LENOX PCT 014	47
0195 NEW LENOX PCT 015	41
0196 NEW LENOX PCT 016	52
0197 NEW LENOX PCT 017	43
0198 NEW LENOX PCT 018	28
0199 NEW LENOX PCT 019	38
0200 NEW LENOX PCT 020	41
0201 PEOTONE PCT 001	87
0202 PEOTONE PCT 002	66
0203 PLAINFIELD PCT 001	41
0204 PLAINFIELD PCT 002	27
0205 PLAINFIELD PCT 003	28
0206 PLAINFIELD PCT 004	27
0207 PLAINFIELD PCT 005	25
0208 PLAINFIELD PCT 006	34
0209 PLAINFIELD PCT 007	40
0210 PLAINFIELD PCT 008	37
0211 PLAINFIELD PCT 009	29
0212 PLAINFIELD PCT 010	42
0213 PLAINFIELD PCT 011	17
0214 PLAINFIELD PCT 012	54
0215 PLAINFIELD PCT 013	40
0216 PLAINFIELD PCT 014	40
0217 PLAINFIELD PCT 015	38
0218 PLAINFIELD PCT 016	50
0219 PLAINFIELD PCT 017	47
0220 PLAINFIELD PCT 018	48
0221 PLAINFIELD PCT 019	28
0222 PLAINFIELD PCT 020	41
0223 PLAINFIELD PCT 021	38
0224 PLAINFIELD PCT 022	35

VOTES PERCENT

COUNTY AUDITOR

Vote for not more than 1
01 = Duffy Blackburn

18,892 100.00

(CONTINUED FROM PREVIOUS PAGE) 01

0225 PLAINFIELD PCT 023	48
0226 PLAINFIELD PCT 024	85
0227 PLAINFIELD PCT 025	35
0228 PLAINFIELD PCT 026	27
0229 PLAINFIELD PCT 027	54
0230 PLAINFIELD PCT 028	18
0231 PLAINFIELD PCT 029	28
0232 PLAINFIELD PCT 030	38
0233 PLAINFIELD PCT 031	36
0234 PLAINFIELD PCT 032	38
0235 PLAINFIELD PCT 033	52
0236 PLAINFIELD PCT 034	54
0237 PLAINFIELD PCT 035	39
0238 PLAINFIELD PCT 036	53
0239 REED PCT 001	57
0240 REED PCT 002	59
0241 REED PCT 003	56
0242 TROY PCT 001	33
0243 TROY PCT 002	39
0244 TROY PCT 003	36
0245 TROY PCT 004	45
0246 TROY PCT 005	79
0247 TROY PCT 006	52
0248 TROY PCT 007	54
0249 TROY PCT 008	80
0250 TROY PCT 009	80
0251 TROY PCT 010	70
0252 TROY PCT 011	65
0253 TROY PCT 012	70
0254 TROY PCT 013	97
0255 TROY PCT 014	57
0256 TROY PCT 015	78
0257 TROY PCT 016	85
0258 TROY PCT 017	59
0259 TROY PCT 018	51
0260 TROY PCT 019	60
0261 TROY PCT 020	65
0262 TROY PCT 021	22
0263 TROY PCT 022	20
0264 TROY PCT 023	58
0265 WASHINGTON PCT 001	96
0266 WASHINGTON PCT 002	115
0267 WASHINGTON PCT 003	61
0268 WESLEY PCT 001	52
0269 WHEATLAND PCT 001	45
0270 WHEATLAND PCT 002	46
0271 WHEATLAND PCT 003	24
0272 WHEATLAND PCT 004	105
0273 WHEATLAND PCT 005	18
0274 WHEATLAND PCT 006	52
0275 WHEATLAND PCT 007	28
0276 WHEATLAND PCT 008	24
0277 WHEATLAND PCT 009	49
0278 WHEATLAND PCT 010	33
0279 WHEATLAND PCT 011	30
0280 WHEATLAND PCT 012	38

VOTES PERCENT

COUNTY AUDITOR

Vote for not more than 1
01 = Duffy Blackburn

18,892 100.00

(CONTINUED FROM PREVIOUS PAGE) 01

0281 WHEATLAND PCT 013	24
0282 WHEATLAND PCT 014	38
0283 WHEATLAND PCT 015	20
0284 WHEATLAND PCT 016	25
0285 WHEATLAND PCT 017	26
0286 WHEATLAND PCT 018	30
0287 WHEATLAND PCT 019	51
0288 WHEATLAND PCT 020	24
0289 WHEATLAND PCT 021	32
0290 WHEATLAND PCT 022	45
0291 WHEATLAND PCT 023	31
0292 WHEATLAND PCT 024	17
0293 WHEATLAND PCT 025	24
0294 WHEATLAND PCT 026	27
0295 WHEATLAND PCT 027	41
0296 WHEATLAND PCT 028	24
0297 WHEATLAND PCT 029	34
0298 WHEATLAND PCT 030	27
0299 WILL PCT 001	66
0300 WILMINGTON PCT 001	39
0301 WILMINGTON PCT 002	52
0302 WILMINGTON PCT 003	49
0303 WILTON PCT 001	51

VOTES PERCENT

CORONER

Vote for not more than 1
 01 = Patrick K. O'Neil

19,602 100.00

 01

0001 CHANNAHON PCT 001	49
0002 CHANNAHON PCT 002	55
0003 CHANNAHON PCT 003	62
0004 CHANNAHON PCT 004	53
0005 CHANNAHON PCT 005	39
0006 CRETE PCT 001	166
0007 CRETE PCT 002	89
0008 CRETE PCT 003	76
0009 CRETE PCT 004	143
0010 CRETE PCT 005	211
0011 CRETE PCT 006	147
0012 CRETE PCT 007	200
0013 CRETE PCT 008	121
0014 CRETE PCT 009	105
0015 CRETE PCT 010	85
0016 CRETE PCT 011	88
0017 CRETE PCT 012	122
0018 CUSTER PCT 001	29
0019 DU PAGE PCT 001	57
0020 DU PAGE PCT 002	45
0021 DU PAGE PCT 003	72
0022 DU PAGE PCT 004	39
0023 DU PAGE PCT 005	85
0024 DU PAGE PCT 006	82
0025 DU PAGE PCT 007	41
0026 DU PAGE PCT 008	68
0027 DU PAGE PCT 009	45
0028 DU PAGE PCT 010	66
0029 DU PAGE PCT 011	86
0030 DU PAGE PCT 012	74
0031 DU PAGE PCT 013	108
0032 DU PAGE PCT 014	77
0033 DU PAGE PCT 015	153
0034 DU PAGE PCT 016	86
0035 DU PAGE PCT 017	52
0036 DU PAGE PCT 018	56
0037 DU PAGE PCT 019	65
0038 DU PAGE PCT 020	65
0039 DU PAGE PCT 021	72
0040 DU PAGE PCT 022	63
0041 DU PAGE PCT 023	40
0042 DU PAGE PCT 024	51
0043 DU PAGE PCT 025	64
0044 DU PAGE PCT 026	64
0045 DU PAGE PCT 027	79
0046 DU PAGE PCT 028	67
0047 DU PAGE PCT 029	46
0048 DU PAGE PCT 030	83
0049 DU PAGE PCT 031	42
0050 DU PAGE PCT 032	55
0051 DU PAGE PCT 033	53
0052 DU PAGE PCT 034	69
0053 DU PAGE PCT 035	19
0054 DU PAGE PCT 036	61
0055 DU PAGE PCT 037	59
0056 FLORENCE PCT 001	30

**For City of Aurora details
 refer to that section of this book.**

VOTES PERCENT

CORONER

Vote for not more than 1
 01 = Patrick K. O'Neil

19,602 100.00

(CONTINUED FROM PREVIOUS PAGE)

	-----	01

0057 FRANKFORT PCT 001		56
0058 FRANKFORT PCT 002		54
0059 FRANKFORT PCT 003		62
0060 FRANKFORT PCT 004		27
0061 FRANKFORT PCT 005		57
0062 FRANKFORT PCT 006		56
0063 FRANKFORT PCT 007		53
0064 FRANKFORT PCT 008		40
0065 FRANKFORT PCT 009		53
0066 FRANKFORT PCT 010		68
0067 FRANKFORT PCT 011		42
0068 FRANKFORT PCT 012		51
0069 FRANKFORT PCT 013		48
0070 FRANKFORT PCT 014		52
0071 FRANKFORT PCT 015		49
0072 FRANKFORT PCT 016		48
0073 FRANKFORT PCT 017		30
0074 FRANKFORT PCT 018		43
0075 FRANKFORT PCT 019		41
0076 FRANKFORT PCT 020		54
0077 FRANKFORT PCT 021		59
0078 FRANKFORT PCT 022		55
0079 FRANKFORT PCT 023		34
0080 FRANKFORT PCT 024		87
0081 FRANKFORT PCT 025		47
0082 FRANKFORT PCT 026		37
0083 FRANKFORT PCT 027		31
0084 FRANKFORT PCT 028		65
0085 FRANKFORT PCT 029		45
0086 GREEN GARDEN PCT 001		36
0087 GREEN GARDEN PCT 002		44
0088 HOMER PCT 001		38
0089 HOMER PCT 002		61
0090 HOMER PCT 003		61
0091 HOMER PCT 004		59
0092 HOMER PCT 005		38
0093 HOMER PCT 006		50
0094 HOMER PCT 007		66
0095 HOMER PCT 008		34
0096 HOMER PCT 009		49
0097 HOMER PCT 010		54
0098 HOMER PCT 011		47
0099 HOMER PCT 012		46
0100 HOMER PCT 013		31
0101 HOMER PCT 014		49
0102 HOMER PCT 015		72
0103 HOMER PCT 016		63
0104 HOMER PCT 017		31
0105 HOMER PCT 018		58
0106 JACKSON PCT 001		146
0107 JACKSON PCT 002		146
0108 JOLIET PCT 001		100
0109 JOLIET PCT 002		70
0110 JOLIET PCT 003		40
0111 JOLIET PCT 004		55
0112 JOLIET PCT 005		115

VOTES PERCENT

CORONER

Vote for not more than 1
 01 = Patrick K. O'Neil

19,602 100.00

(CONTINUED FROM PREVIOUS PAGE) 01

0113 JOLIET PCT 006	97
0114 JOLIET PCT 007	120
0115 JOLIET PCT 008	59
0116 JOLIET PCT 009	66
0117 JOLIET PCT 010	85
0118 JOLIET PCT 011	65
0119 JOLIET PCT 012	51
0120 JOLIET PCT 013	56
0121 JOLIET PCT 014	63
0122 JOLIET PCT 015	56
0123 JOLIET PCT 016	133
0124 JOLIET PCT 017	95
0125 JOLIET PCT 018	105
0126 JOLIET PCT 019	70
0127 JOLIET PCT 020	122
0128 JOLIET PCT 021	98
0129 JOLIET PCT 022	105
0130 JOLIET PCT 023	60
0131 JOLIET PCT 024	70
0132 JOLIET PCT 025	82
0133 JOLIET PCT 026	80
0134 JOLIET PCT 027	41
0135 JOLIET PCT 028	95
0136 JOLIET PCT 029	87
0137 JOLIET PCT 030	51
0138 JOLIET PCT 031	56
0139 JOLIET PCT 032	117
0140 JOLIET PCT 033	46
0141 JOLIET PCT 034	160
0142 JOLIET PCT 035	157
0143 JOLIET PCT 036	126
0144 JOLIET PCT 037	109
0145 LOCKPORT PCT 001	159
0146 LOCKPORT PCT 002	48
0147 LOCKPORT PCT 003	47
0148 LOCKPORT PCT 004	51
0149 LOCKPORT PCT 005	47
0150 LOCKPORT PCT 006	47
0151 LOCKPORT PCT 007	70
0152 LOCKPORT PCT 008	64
0153 LOCKPORT PCT 009	146
0154 LOCKPORT PCT 010	48
0155 LOCKPORT PCT 011	70
0156 LOCKPORT PCT 012	39
0157 LOCKPORT PCT 013	296
0158 LOCKPORT PCT 014	78
0159 LOCKPORT PCT 015	55
0160 LOCKPORT PCT 016	103
0161 LOCKPORT PCT 017	70
0162 LOCKPORT PCT 018	119
0163 LOCKPORT PCT 019	92
0164 LOCKPORT PCT 020	85
0165 LOCKPORT PCT 021	87
0166 LOCKPORT PCT 022	104
0167 LOCKPORT PCT 023	78
0168 LOCKPORT PCT 024	106

VOTES PERCENT

CORONER

Vote for not more than 1
 01 = Patrick K. O'Neil

19,602 100.00

(CONTINUED FROM PREVIOUS PAGE)

	01

0169 MANHATTAN PCT 001	100
0170 MANHATTAN PCT 002	121
0171 MANHATTAN PCT 003	85
0172 MANHATTAN PCT 004	84
0173 MONEE PCT 001	132
0174 MONEE PCT 002	183
0175 MONEE PCT 003	104
0176 MONEE PCT 004	158
0177 MONEE PCT 005	199
0178 MONEE PCT 006	164
0179 MONEE PCT 007	257
0180 MONEE PCT 008	75
0181 NEW LENOX PCT 001	47
0182 NEW LENOX PCT 002	47
0183 NEW LENOX PCT 003	34
0184 NEW LENOX PCT 004	48
0185 NEW LENOX PCT 005	35
0186 NEW LENOX PCT 006	27
0187 NEW LENOX PCT 007	41
0188 NEW LENOX PCT 008	40
0189 NEW LENOX PCT 009	46
0190 NEW LENOX PCT 010	62
0191 NEW LENOX PCT 011	37
0192 NEW LENOX PCT 012	28
0193 NEW LENOX PCT 013	33
0194 NEW LENOX PCT 014	46
0195 NEW LENOX PCT 015	41
0196 NEW LENOX PCT 016	51
0197 NEW LENOX PCT 017	43
0198 NEW LENOX PCT 018	27
0199 NEW LENOX PCT 019	40
0200 NEW LENOX PCT 020	47
0201 PEOTONE PCT 001	91
0202 PEOTONE PCT 002	78
0203 PLAINFIELD PCT 001	41
0204 PLAINFIELD PCT 002	31
0205 PLAINFIELD PCT 003	28
0206 PLAINFIELD PCT 004	27
0207 PLAINFIELD PCT 005	26
0208 PLAINFIELD PCT 006	34
0209 PLAINFIELD PCT 007	42
0210 PLAINFIELD PCT 008	38
0211 PLAINFIELD PCT 009	30
0212 PLAINFIELD PCT 010	44
0213 PLAINFIELD PCT 011	17
0214 PLAINFIELD PCT 012	58
0215 PLAINFIELD PCT 013	42
0216 PLAINFIELD PCT 014	42
0217 PLAINFIELD PCT 015	37
0218 PLAINFIELD PCT 016	46
0219 PLAINFIELD PCT 017	47
0220 PLAINFIELD PCT 018	50
0221 PLAINFIELD PCT 019	27
0222 PLAINFIELD PCT 020	43
0223 PLAINFIELD PCT 021	39
0224 PLAINFIELD PCT 022	35

VOTES PERCENT

CORONER

Vote for not more than 1
 01 = Patrick K. O'Neil

19,602 100.00

(CONTINUED FROM PREVIOUS PAGE)

 01

0225 PLAINFIELD PCT 023	49
0226 PLAINFIELD PCT 024	88
0227 PLAINFIELD PCT 025	34
0228 PLAINFIELD PCT 026	27
0229 PLAINFIELD PCT 027	55
0230 PLAINFIELD PCT 028	19
0231 PLAINFIELD PCT 029	30
0232 PLAINFIELD PCT 030	38
0233 PLAINFIELD PCT 031	39
0234 PLAINFIELD PCT 032	38
0235 PLAINFIELD PCT 033	51
0236 PLAINFIELD PCT 034	56
0237 PLAINFIELD PCT 035	41
0238 PLAINFIELD PCT 036	52
0239 REED PCT 001	58
0240 REED PCT 002	58
0241 REED PCT 003	56
0242 TROY PCT 001	34
0243 TROY PCT 002	40
0244 TROY PCT 003	35
0245 TROY PCT 004	47
0246 TROY PCT 005	82
0247 TROY PCT 006	54
0248 TROY PCT 007	57
0249 TROY PCT 008	80
0250 TROY PCT 009	81
0251 TROY PCT 010	73
0252 TROY PCT 011	73
0253 TROY PCT 012	76
0254 TROY PCT 013	97
0255 TROY PCT 014	59
0256 TROY PCT 015	80
0257 TROY PCT 016	88
0258 TROY PCT 017	58
0259 TROY PCT 018	54
0260 TROY PCT 019	61
0261 TROY PCT 020	67
0262 TROY PCT 021	23
0263 TROY PCT 022	22
0264 TROY PCT 023	60
0265 WASHINGTON PCT 001	98
0266 WASHINGTON PCT 002	119
0267 WASHINGTON PCT 003	72
0268 WESLEY PCT 001	54
0269 WHEATLAND PCT 001	44
0270 WHEATLAND PCT 002	45
0271 WHEATLAND PCT 003	24
0272 WHEATLAND PCT 004	102
0273 WHEATLAND PCT 005	19
0274 WHEATLAND PCT 006	52
0275 WHEATLAND PCT 007	28
0276 WHEATLAND PCT 008	23
0277 WHEATLAND PCT 009	49
0278 WHEATLAND PCT 010	33
0279 WHEATLAND PCT 011	30
0280 WHEATLAND PCT 012	38

VOTES PERCENT

CORONER

Vote for not more than 1
 01 = Patrick K. O'Neil

19,602 100.00

(CONTINUED FROM PREVIOUS PAGE) 01

0281 WHEATLAND PCT 013	25
0282 WHEATLAND PCT 014	39
0283 WHEATLAND PCT 015	20
0284 WHEATLAND PCT 016	25
0285 WHEATLAND PCT 017	28
0286 WHEATLAND PCT 018	32
0287 WHEATLAND PCT 019	54
0288 WHEATLAND PCT 020	23
0289 WHEATLAND PCT 021	32
0290 WHEATLAND PCT 022	45
0291 WHEATLAND PCT 023	31
0292 WHEATLAND PCT 024	18
0293 WHEATLAND PCT 025	25
0294 WHEATLAND PCT 026	28
0295 WHEATLAND PCT 027	40
0296 WHEATLAND PCT 028	24
0297 WHEATLAND PCT 029	34
0298 WHEATLAND PCT 030	27
0299 WILL PCT 001	73
0300 WILMINGTON PCT 001	42
0301 WILMINGTON PCT 002	61
0302 WILMINGTON PCT 003	51
0303 WILTON PCT 001	56

VOTES PERCENT

CHIEF EXECUTIVE OFFICER

Vote for not more than 1
 01 = Lawrence M. "Larry" Walsh
 02 = Leonard Thompson, Jr.

14,068 68.27
 6,539 31.73

	01	02
0001 CHANNAHON PCT 001	42	11
0002 CHANNAHON PCT 002	55	9
0003 CHANNAHON PCT 003	66	7
0004 CHANNAHON PCT 004	49	7
0005 CHANNAHON PCT 005	40	6
0006 CRETE PCT 001	92	82
0007 CRETE PCT 002	51	42
0008 CRETE PCT 003	57	31
0009 CRETE PCT 004	90	64
0010 CRETE PCT 005	116	114
0011 CRETE PCT 006	86	77
0012 CRETE PCT 007	83	128
0013 CRETE PCT 008	98	50
0014 CRETE PCT 009	86	30
0015 CRETE PCT 010	66	30
0016 CRETE PCT 011	63	30
0017 CRETE PCT 012	67	68
0018 CUSTER PCT 001	27	3
0019 DU PAGE PCT 001	37	18
0020 DU PAGE PCT 002	26	18
0021 DU PAGE PCT 003	51	17
0022 DU PAGE PCT 004	26	18
0023 DU PAGE PCT 005	50	38
0024 DU PAGE PCT 006	42	46
0025 DU PAGE PCT 007	30	9
0026 DU PAGE PCT 008	34	30
0027 DU PAGE PCT 009	26	22
0028 DU PAGE PCT 010	39	30
0029 DU PAGE PCT 011	46	39
0030 DU PAGE PCT 012	51	25
0031 DU PAGE PCT 013	57	49
0032 DU PAGE PCT 014	39	37
0033 DU PAGE PCT 015	90	61
0034 DU PAGE PCT 016	58	33
0035 DU PAGE PCT 017	31	23
0036 DU PAGE PCT 018	34	20
0037 DU PAGE PCT 019	37	31
0038 DU PAGE PCT 020	38	29
0039 DU PAGE PCT 021	41	28
0040 DU PAGE PCT 022	32	32
0041 DU PAGE PCT 023	18	21
0042 DU PAGE PCT 024	27	23
0043 DU PAGE PCT 025	37	31
0044 DU PAGE PCT 026	37	26
0045 DU PAGE PCT 027	45	35
0046 DU PAGE PCT 028	47	22
0047 DU PAGE PCT 029	26	19
0048 DU PAGE PCT 030	46	41
0049 DU PAGE PCT 031	25	17
0050 DU PAGE PCT 032	34	20
0051 DU PAGE PCT 033	33	20
0052 DU PAGE PCT 034	55	13
0053 DU PAGE PCT 035	9	10
0054 DU PAGE PCT 036	44	17
0055 DU PAGE PCT 037	40	17

**For City of Aurora details
 refer to that section of this book.**

VOTES PERCENT

CHIEF EXECUTIVE OFFICER

Vote for not more than 1

- 01 = Lawrence M. "Larry" Walsh
- 02 = Leonard Thompson, Jr.

14,068 68.27
 6,539 31.73

(CONTINUED FROM PREVIOUS PAGE)

	01	02
0056 FLORENCE PCT 001	35	1
0057 FRANKFORT PCT 001	46	12
0058 FRANKFORT PCT 002	36	17
0059 FRANKFORT PCT 003	47	18
0060 FRANKFORT PCT 004	17	8
0061 FRANKFORT PCT 005	49	11
0062 FRANKFORT PCT 006	44	13
0063 FRANKFORT PCT 007	40	14
0064 FRANKFORT PCT 008	29	14
0065 FRANKFORT PCT 009	44	13
0066 FRANKFORT PCT 010	60	12
0067 FRANKFORT PCT 011	33	15
0068 FRANKFORT PCT 012	43	15
0069 FRANKFORT PCT 013	32	17
0070 FRANKFORT PCT 014	44	8
0071 FRANKFORT PCT 015	33	14
0072 FRANKFORT PCT 016	33	14
0073 FRANKFORT PCT 017	28	5
0074 FRANKFORT PCT 018	44	5
0075 FRANKFORT PCT 019	29	10
0076 FRANKFORT PCT 020	42	15
0077 FRANKFORT PCT 021	49	12
0078 FRANKFORT PCT 022	43	19
0079 FRANKFORT PCT 023	29	7
0080 FRANKFORT PCT 024	68	24
0081 FRANKFORT PCT 025	42	8
0082 FRANKFORT PCT 026	27	13
0083 FRANKFORT PCT 027	29	5
0084 FRANKFORT PCT 028	44	24
0085 FRANKFORT PCT 029	39	14
0086 GREEN GARDEN PCT 001	30	12
0087 GREEN GARDEN PCT 002	39	12
0088 HOMER PCT 001	25	16
0089 HOMER PCT 002	44	17
0090 HOMER PCT 003	42	20
0091 HOMER PCT 004	33	23
0092 HOMER PCT 005	26	11
0093 HOMER PCT 006	29	18
0094 HOMER PCT 007	46	25
0095 HOMER PCT 008	23	8
0096 HOMER PCT 009	34	12
0097 HOMER PCT 010	39	10
0098 HOMER PCT 011	31	15
0099 HOMER PCT 012	30	14
0100 HOMER PCT 013	26	7
0101 HOMER PCT 014	42	11
0102 HOMER PCT 015	59	14
0103 HOMER PCT 016	50	10
0104 HOMER PCT 017	27	6
0105 HOMER PCT 018	44	17
0106 JACKSON PCT 001	134	16
0107 JACKSON PCT 002	145	23
0108 JOLIET PCT 001	76	28
0109 JOLIET PCT 002	64	16
0110 JOLIET PCT 003	40	3

VOTES PERCENT

CHIEF EXECUTIVE OFFICER

Vote for not more than 1

- 01 = Lawrence M. "Larry" Walsh
- 02 = Leonard Thompson, Jr.

14,068 68.27
 6,539 31.73

(CONTINUED FROM PREVIOUS PAGE)

	01	02
0111 JOLIET PCT 004	43	17
0112 JOLIET PCT 005	66	58
0113 JOLIET PCT 006	51	51
0114 JOLIET PCT 007	60	64
0115 JOLIET PCT 008	43	19
0116 JOLIET PCT 009	43	23
0117 JOLIET PCT 010	77	16
0118 JOLIET PCT 011	58	12
0119 JOLIET PCT 012	35	22
0120 JOLIET PCT 013	34	24
0121 JOLIET PCT 014	49	15
0122 JOLIET PCT 015	37	20
0123 JOLIET PCT 016	72	66
0124 JOLIET PCT 017	77	29
0125 JOLIET PCT 018	93	18
0126 JOLIET PCT 019	66	12
0127 JOLIET PCT 020	97	34
0128 JOLIET PCT 021	87	13
0129 JOLIET PCT 022	82	25
0130 JOLIET PCT 023	42	21
0131 JOLIET PCT 024	45	31
0132 JOLIET PCT 025	65	23
0133 JOLIET PCT 026	71	14
0134 JOLIET PCT 027	28	15
0135 JOLIET PCT 028	50	54
0136 JOLIET PCT 029	60	31
0137 JOLIET PCT 030	40	18
0138 JOLIET PCT 031	49	12
0139 JOLIET PCT 032	48	80
0140 JOLIET PCT 033	45	4
0141 JOLIET PCT 034	83	87
0142 JOLIET PCT 035	103	67
0143 JOLIET PCT 036	68	64
0144 JOLIET PCT 037	64	50
0145 LOCKPORT PCT 001	112	47
0146 LOCKPORT PCT 002	30	19
0147 LOCKPORT PCT 003	29	17
0148 LOCKPORT PCT 004	38	15
0149 LOCKPORT PCT 005	42	8
0150 LOCKPORT PCT 006	28	20
0151 LOCKPORT PCT 007	38	35
0152 LOCKPORT PCT 008	37	29
0153 LOCKPORT PCT 009	105	44
0154 LOCKPORT PCT 010	36	9
0155 LOCKPORT PCT 011	61	10
0156 LOCKPORT PCT 012	32	5
0157 LOCKPORT PCT 013	205	87
0158 LOCKPORT PCT 014	63	20
0159 LOCKPORT PCT 015	34	21
0160 LOCKPORT PCT 016	83	19
0161 LOCKPORT PCT 017	52	16
0162 LOCKPORT PCT 018	82	38
0163 LOCKPORT PCT 019	63	27
0164 LOCKPORT PCT 020	62	22
0165 LOCKPORT PCT 021	67	21

VOTES PERCENT

CHIEF EXECUTIVE OFFICER

Vote for not more than 1

01 = Lawrence M. "Larry" Walsh

02 = Leonard Thompson, Jr.

14,068 68.27
 6,539 31.73

(CONTINUED FROM PREVIOUS PAGE)

	01	02
0166 LOCKPORT PCT 022	91	20
0167 LOCKPORT PCT 023	70	12
0168 LOCKPORT PCT 024	56	56
0169 MANHATTAN PCT 001	100	8
0170 MANHATTAN PCT 002	115	12
0171 MANHATTAN PCT 003	95	10
0172 MANHATTAN PCT 004	78	15
0173 MONEE PCT 001	77	62
0174 MONEE PCT 002	107	86
0175 MONEE PCT 003	76	40
0176 MONEE PCT 004	110	63
0177 MONEE PCT 005	105	109
0178 MONEE PCT 006	73	104
0179 MONEE PCT 007	138	128
0180 MONEE PCT 008	58	30
0181 NEW LENOX PCT 001	33	18
0182 NEW LENOX PCT 002	28	20
0183 NEW LENOX PCT 003	26	12
0184 NEW LENOX PCT 004	42	9
0185 NEW LENOX PCT 005	27	12
0186 NEW LENOX PCT 006	20	7
0187 NEW LENOX PCT 007	39	9
0188 NEW LENOX PCT 008	34	7
0189 NEW LENOX PCT 009	43	9
0190 NEW LENOX PCT 010	57	17
0191 NEW LENOX PCT 011	31	7
0192 NEW LENOX PCT 012	19	10
0193 NEW LENOX PCT 013	28	4
0194 NEW LENOX PCT 014	40	14
0195 NEW LENOX PCT 015	38	6
0196 NEW LENOX PCT 016	39	14
0197 NEW LENOX PCT 017	35	11
0198 NEW LENOX PCT 018	24	6
0199 NEW LENOX PCT 019	34	6
0200 NEW LENOX PCT 020	36	14
0201 PEOTONE PCT 001	92	27
0202 PEOTONE PCT 002	80	18
0203 PLAINFIELD PCT 001	27	13
0204 PLAINFIELD PCT 002	17	12
0205 PLAINFIELD PCT 003	25	5
0206 PLAINFIELD PCT 004	19	8
0207 PLAINFIELD PCT 005	17	11
0208 PLAINFIELD PCT 006	19	15
0209 PLAINFIELD PCT 007	27	14
0210 PLAINFIELD PCT 008	27	14
0211 PLAINFIELD PCT 009	20	9
0212 PLAINFIELD PCT 010	33	9
0213 PLAINFIELD PCT 011	11	4
0214 PLAINFIELD PCT 012	41	18
0215 PLAINFIELD PCT 013	37	8
0216 PLAINFIELD PCT 014	34	10
0217 PLAINFIELD PCT 015	21	17
0218 PLAINFIELD PCT 016	32	16
0219 PLAINFIELD PCT 017	33	13
0220 PLAINFIELD PCT 018	37	11

VOTES PERCENT

CHIEF EXECUTIVE OFFICER

Vote for not more than 1

01 = Lawrence M. "Larry" Walsh
 02 = Leonard Thompson, Jr.

14,068 68.27
 6,539 31.73

(CONTINUED FROM PREVIOUS PAGE)

	01	02
0221 PLAINFIELD PCT 019	20	10
0222 PLAINFIELD PCT 020	40	8
0223 PLAINFIELD PCT 021	30	8
0224 PLAINFIELD PCT 022	31	4
0225 PLAINFIELD PCT 023	46	7
0226 PLAINFIELD PCT 024	68	23
0227 PLAINFIELD PCT 025	30	5
0228 PLAINFIELD PCT 026	18	11
0229 PLAINFIELD PCT 027	37	16
0230 PLAINFIELD PCT 028	10	10
0231 PLAINFIELD PCT 029	27	4
0232 PLAINFIELD PCT 030	24	13
0233 PLAINFIELD PCT 031	32	9
0234 PLAINFIELD PCT 032	31	8
0235 PLAINFIELD PCT 033	36	19
0236 PLAINFIELD PCT 034	38	18
0237 PLAINFIELD PCT 035	32	10
0238 PLAINFIELD PCT 036	43	16
0239 REED PCT 001	46	12
0240 REED PCT 002	47	14
0241 REED PCT 003	44	14
0242 TROY PCT 001	24	11
0243 TROY PCT 002	24	16
0244 TROY PCT 003	22	13
0245 TROY PCT 004	44	6
0246 TROY PCT 005	76	15
0247 TROY PCT 006	41	13
0248 TROY PCT 007	45	14
0249 TROY PCT 008	60	27
0250 TROY PCT 009	60	31
0251 TROY PCT 010	67	7
0252 TROY PCT 011	70	9
0253 TROY PCT 012	67	12
0254 TROY PCT 013	70	31
0255 TROY PCT 014	49	12
0256 TROY PCT 015	67	16
0257 TROY PCT 016	76	15
0258 TROY PCT 017	46	17
0259 TROY PCT 018	37	16
0260 TROY PCT 019	34	31
0261 TROY PCT 020	53	17
0262 TROY PCT 021	16	5
0263 TROY PCT 022	19	1
0264 TROY PCT 023	50	17
0265 WASHINGTON PCT 001	77	47
0266 WASHINGTON PCT 002	93	39
0267 WASHINGTON PCT 003	67	16
0268 WESLEY PCT 001	46	13
0269 WHEATLAND PCT 001	29	14
0270 WHEATLAND PCT 002	26	18
0271 WHEATLAND PCT 003	13	9
0272 WHEATLAND PCT 004	56	46
0273 WHEATLAND PCT 005	10	8
0274 WHEATLAND PCT 006	31	19
0275 WHEATLAND PCT 007	17	12

VOTES PERCENT

CHIEF EXECUTIVE OFFICER

Vote for not more than 1
 01 = Lawrence M. "Larry" Walsh
 02 = Leonard Thompson, Jr.

14,068 68.27
 6,539 31.73

(CONTINUED FROM PREVIOUS PAGE)

	01	02
0276 WHEATLAND PCT 008	13	12
0277 WHEATLAND PCT 009	38	10
0278 WHEATLAND PCT 010	23	12
0279 WHEATLAND PCT 011	18	11
0280 WHEATLAND PCT 012	21	17
0281 WHEATLAND PCT 013	13	13
0282 WHEATLAND PCT 014	27	10
0283 WHEATLAND PCT 015	9	10
0284 WHEATLAND PCT 016	20	8
0285 WHEATLAND PCT 017	14	11
0286 WHEATLAND PCT 018	20	13
0287 WHEATLAND PCT 019	35	16
0288 WHEATLAND PCT 020	15	8
0289 WHEATLAND PCT 021	22	9
0290 WHEATLAND PCT 022	23	23
0291 WHEATLAND PCT 023	18	11
0292 WHEATLAND PCT 024	16	3
0293 WHEATLAND PCT 025	11	13
0294 WHEATLAND PCT 026	23	6
0295 WHEATLAND PCT 027	24	18
0296 WHEATLAND PCT 028	14	11
0297 WHEATLAND PCT 029	24	10
0298 WHEATLAND PCT 030	16	11
0299 WILL PCT 001	74	26
0300 WILMINGTON PCT 001	38	5
0301 WILMINGTON PCT 002	57	7
0302 WILMINGTON PCT 003	47	9
0303 WILTON PCT 001	54	22



Nancy Schultz Voots

W I L L C O U N T Y C L E R K



Democratic Party

COUNTY BOARD SUMMARY

**(DISTRICTS 1, 2, 3, 4, 5, 6,
7, 8, 9, 10, 11, 12 & 13)**

ABSTRACT OF VOTES

GENERAL PRIMARY ELECTION
 MARCH 20, 2012
 DEMOCRATIC

		VOTES	PERCENT			VOTES	PERCENT
COUNTY BOARD MEMBER DISTRICT ONE							
Vote for not more than 2							
01 = Robert E. Howard		2,459	43.58				
02 = Willie E. Box, Jr.		1,447	25.65	03 = David M. Fazzini		1,736	30.77

		01	02	03			

0006	CRETE PCT 001	118	86	61			
0007	CRETE PCT 002	59	33	56			
0008	CRETE PCT 003	62	19	67			
0009	CRETE PCT 004	92	55	78			
0010	CRETE PCT 005	148	102	93			
0011	CRETE PCT 006	107	52	100			
0012	CRETE PCT 007	152	116	57			
0013	CRETE PCT 008	91	43	83			
0014	CRETE PCT 009	81	21	95			
0015	CRETE PCT 010	66	8	64			
0016	CRETE PCT 011	64	28	59			
0017	CRETE PCT 012	85	53	59			
0173	MONEE PCT 001	95	58	66			
0174	MONEE PCT 002	103	141	60			
0175	MONEE PCT 003	75	42	56			
0176	MONEE PCT 004	105	52	76			
0177	MONEE PCT 005	128	131	74			
0178	MONEE PCT 006	113	124	32			
0179	MONEE PCT 007	182	156	100			
0180	MONEE PCT 008	50	29	35			
0201	PEOTONE PCT 001	68	20	79			
0202	PEOTONE PCT 002	46	20	55			
0265	WASHINGTON PCT 001	106	15	65			
0266	WASHINGTON PCT 002	113	14	79			
0267	WASHINGTON PCT 003	91	14	28			
0299	WILL PCT 001	59	15	59			

Total Democratic Ballots Cast for
 County Board District 1
 4,424

VOTES PERCENT

COUNTY BOARD MEMBER DISTRICT TWO

Vote for not more than 2

01 = Victor O. Jonathan

02 = No Candidate Filed

1,351 100.00
0

01 02

0059 FRANKFORT PCT 003	64	0
0064 FRANKFORT PCT 008	37	0
0065 FRANKFORT PCT 009	49	0
0066 FRANKFORT PCT 010	65	0
0070 FRANKFORT PCT 014	47	0
0071 FRANKFORT PCT 015	48	0
0072 FRANKFORT PCT 016	44	0
0074 FRANKFORT PCT 018	42	0
0075 FRANKFORT PCT 019	36	0
0076 FRANKFORT PCT 020	51	0
0077 FRANKFORT PCT 021	56	0
0078 FRANKFORT PCT 022	50	0
0079 FRANKFORT PCT 023	30	0
0080 FRANKFORT PCT 024	82	0
0081 FRANKFORT PCT 025	46	0
0082 FRANKFORT PCT 026	36	0
0083 FRANKFORT PCT 027	30	0
0084 FRANKFORT PCT 028	66	0
0085 FRANKFORT PCT 029	46	0
0086 GREEN GARDEN PCT 001	34	0
0087 GREEN GARDEN PCT 002	42	0
0169 MANHATTAN PCT 001	90	0
0170 MANHATTAN PCT 002	106	0
0171 MANHATTAN PCT 003	78	0
0172 MANHATTAN PCT 004	76	0

Total Democratic Ballots Cast for
County Board District 2
1,707

VOTES PERCENT

COUNTY BOARD MEMBER DISTRICT THREE

Vote for not more than 2

01 = Elizabeth J. "Beth" Rice

02 = No Candidate Filed

1,110 100.00
0

01 02

0027 DU PAGE PCT 009	45	0
0032 DU PAGE PCT 014	74	0
0033 DU PAGE PCT 015	152	0
0041 DU PAGE PCT 023	38	0
0047 DU PAGE PCT 029	48	0
0049 DU PAGE PCT 031	42	0
0050 DU PAGE PCT 032	51	0
0051 DU PAGE PCT 033	54	0
0053 DU PAGE PCT 035	20	0
0054 DU PAGE PCT 036	60	0
0055 DU PAGE PCT 037	57	0
0146 LOCKPORT PCT 002	46	0
0147 LOCKPORT PCT 003	43	0
0148 LOCKPORT PCT 004	49	0
0150 LOCKPORT PCT 006	44	0
0151 LOCKPORT PCT 007	70	0
0152 LOCKPORT PCT 008	62	0
0213 PLAINFIELD PCT 011	16	0
0287 WHEATLAND PCT 019	55	0
0290 WHEATLAND PCT 022	43	0
0295 WHEATLAND PCT 027	41	0

Total Democratic Ballots Cast for
County Board District 3
1,241

COUNTY BOARD MEMBER DISTRICT FOUR

Vote for not more than 2

- 01 = Jacqueline L. Traynere
- 02 = Shirley M. Valevicius

VOTES PERCENT

VOTES PERCENT

1,062 41.16
658 25.50

03 = Kenneth Harris

860 33.33

01 02 03

0022 DU PAGE PCT 004	35	21	21
0023 DU PAGE PCT 005	56	41	48
0024 DU PAGE PCT 006	56	32	55
0026 DU PAGE PCT 008	43	29	39
0028 DU PAGE PCT 010	58	27	34
0029 DU PAGE PCT 011	64	38	50
0030 DU PAGE PCT 012	56	38	42
0031 DU PAGE PCT 013	75	54	58
0034 DU PAGE PCT 016	72	32	61
0035 DU PAGE PCT 017	36	19	40
0036 DU PAGE PCT 018	37	27	32
0037 DU PAGE PCT 019	53	40	29
0038 DU PAGE PCT 020	44	27	36
0039 DU PAGE PCT 021	54	32	38
0040 DU PAGE PCT 022	43	26	38
0042 DU PAGE PCT 024	30	21	30
0043 DU PAGE PCT 025	46	31	36
0044 DU PAGE PCT 026	43	31	31
0045 DU PAGE PCT 027	64	31	45
0046 DU PAGE PCT 028	46	28	44
0048 DU PAGE PCT 030	51	33	53

Total Democratic Ballots Cast for
County Board District 4
1,627

COUNTY BOARD MEMBER DISTRICT FIVE

VOTES PERCENT

Vote for not more than 2
 01 = Mike Costello
 02 = No Candidate Filed

515 100.00
 0

 01 02

0203 PLAINFIELD PCT 001	39	0
0204 PLAINFIELD PCT 002	28	0
0205 PLAINFIELD PCT 003	29	0
0206 PLAINFIELD PCT 004	26	0
0210 PLAINFIELD PCT 008	37	0
0211 PLAINFIELD PCT 009	29	0
0212 PLAINFIELD PCT 010	39	0
0215 PLAINFIELD PCT 013	40	0
0216 PLAINFIELD PCT 014	41	0
0269 WHEATLAND PCT 001	45	0
0284 WHEATLAND PCT 016	25	0
0291 WHEATLAND PCT 023	28	0
0293 WHEATLAND PCT 025	25	0
0296 WHEATLAND PCT 028	22	0
0297 WHEATLAND PCT 029	34	0
0298 WHEATLAND PCT 030	28	0

**For City of Aurora details
 refer to that section of this book.**

**Total Democratic Ballots Cast for
 County Board District 5
 938**

COUNTY BOARD MEMBER DISTRICT SIX

Vote for not more than 2

01 = Sharon May

02 = Tim Vanderhyden

VOTES PERCENT

VOTES PERCENT

942 31.15
1,014 33.53

03 = Mike O'Connell

1,068 35.32

01 02 03

0001 CHANNAHON PCT 001	23	33	34
0002 CHANNAHON PCT 002	43	25	37
0003 CHANNAHON PCT 003	49	37	37
0004 CHANNAHON PCT 004	38	29	32
0005 CHANNAHON PCT 005	25	29	25
0018 CUSTER PCT 001	18	21	15
0056 FLORENCE PCT 001	14	28	17
0106 JACKSON PCT 001	38	108	98
0107 JACKSON PCT 002	36	120	118
0140 JOLIET PCT 033	23	31	20
0239 REED PCT 001	42	22	34
0240 REED PCT 002	40	33	26
0241 REED PCT 003	26	37	32
0248 TROY PCT 007	38	23	35
0251 TROY PCT 010	43	27	49
0254 TROY PCT 013	73	36	66
0255 TROY PCT 014	37	32	37
0256 TROY PCT 015	48	38	52
0258 TROY PCT 017	27	35	44
0261 TROY PCT 020	47	24	50
0262 TROY PCT 021	14	8	19
0263 TROY PCT 022	11	12	17
0264 TROY PCT 023	38	34	39
0268 WESLEY PCT 001	30	42	24
0300 WILMINGTON PCT 001	26	27	19
0301 WILMINGTON PCT 002	35	39	31
0302 WILMINGTON PCT 003	29	39	27
0303 WILTON PCT 001	31	45	34

Total Democratic Ballots Cast for
County Board District 6
1,910

VOTES PERCENT

COUNTY BOARD MEMBER DISTRICT SEVEN

Vote for not more than 2

01 = No Candidate Filed

0

01

0088 HOMER PCT 001	0
0089 HOMER PCT 002	0
0090 HOMER PCT 003	0
0091 HOMER PCT 004	0
0092 HOMER PCT 005	0
0093 HOMER PCT 006	0
0094 HOMER PCT 007	0
0095 HOMER PCT 008	0
0096 HOMER PCT 009	0
0097 HOMER PCT 010	0
0098 HOMER PCT 011	0
0099 HOMER PCT 012	0
0100 HOMER PCT 013	0
0101 HOMER PCT 014	0
0103 HOMER PCT 016	0
0104 HOMER PCT 017	0
0149 LOCKPORT PCT 005	0
0154 LOCKPORT PCT 010	0
0155 LOCKPORT PCT 011	0
0156 LOCKPORT PCT 012	0
0160 LOCKPORT PCT 016	0
0161 LOCKPORT PCT 017	0
0162 LOCKPORT PCT 018	0
0182 NEW LENOX PCT 002	0

Total Democratic Ballots Cast for
County Board District 7
1,468

COUNTY BOARD MEMBER DISTRICT EIGHT

Vote for not more than 2

- 01 = Denise E. Winfrey
- 02 = Herbert Brooks, Jr.

VOTES PERCENT

VOTES PERCENT

1,519 42.45
 1,318 36.84

03 = Frank D. Stewart
 04 = Verne Miller

425 11.88
 316 8.83

	01	02	03	04
0112 JOLIET PCT 005	97	84	12	12
0113 JOLIET PCT 006	72	66	17	11
0114 JOLIET PCT 007	82	93	19	14
0120 JOLIET PCT 013	40	39	14	10
0121 JOLIET PCT 014	43	32	16	9
0122 JOLIET PCT 015	32	18	19	21
0123 JOLIET PCT 016	103	109	25	14
0131 JOLIET PCT 024	45	27	23	17
0132 JOLIET PCT 025	54	31	36	25
0133 JOLIET PCT 026	52	34	26	20
0134 JOLIET PCT 027	34	24	13	7
0135 JOLIET PCT 028	75	78	15	8
0136 JOLIET PCT 029	57	51	29	16
0137 JOLIET PCT 030	35	22	23	16
0138 JOLIET PCT 031	37	34	22	8
0139 JOLIET PCT 032	102	103	15	7
0141 JOLIET PCT 034	137	115	17	26
0142 JOLIET PCT 035	145	114	29	22
0143 JOLIET PCT 036	109	94	19	12
0144 JOLIET PCT 037	83	75	13	21
0259 TROY PCT 018	41	36	11	7
0260 TROY PCT 019	44	39	12	13

Total Democratic Ballots Cast for
 County Board District 8
 2,201

VOTES PERCENT

COUNTY BOARD MEMBER DISTRICT NINE

Vote for not more than 2

01 = Walter G. Adamic

02 = Diane H. Seiler-Zigrossi

1,550 52.00
1,431 48.00

	01	02
0102 HOMER PCT 015	48	54
0105 HOMER PCT 018	40	47
0108 JOLIET PCT 001	82	73
0109 JOLIET PCT 002	56	51
0110 JOLIET PCT 003	32	19
0111 JOLIET PCT 004	45	41
0115 JOLIET PCT 008	45	38
0116 JOLIET PCT 009	54	38
0117 JOLIET PCT 010	77	57
0118 JOLIET PCT 011	53	48
0119 JOLIET PCT 012	43	35
0126 JOLIET PCT 019	63	46
0157 LOCKPORT PCT 013	224	247
0158 LOCKPORT PCT 014	58	66
0159 LOCKPORT PCT 015	40	31
0163 LOCKPORT PCT 019	73	75
0164 LOCKPORT PCT 020	69	61
0165 LOCKPORT PCT 021	72	58
0166 LOCKPORT PCT 022	81	68
0167 LOCKPORT PCT 023	56	57
0168 LOCKPORT PCT 024	77	67
0181 NEW LENOX PCT 001	36	38
0183 NEW LENOX PCT 003	30	29
0236 PLAINFIELD PCT 034	49	41
0247 TROY PCT 006	47	46

Total Democratic Ballots Cast for
County Board District 9
2,142

VOTES PERCENT

COUNTY BOARD MEMBER DISTRICT TEN

Vote for not more than 2

01 = Joseph M. Babich

02 = Stephen M. Wilhelmi

1,132 49.80

1,141 50.20

01 02

0124 JOLIET PCT 017	76	73
0125 JOLIET PCT 018	90	95
0127 JOLIET PCT 020	93	92
0128 JOLIET PCT 021	85	79
0129 JOLIET PCT 022	83	93
0130 JOLIET PCT 023	41	44
0227 PLAINFIELD PCT 025	27	27
0228 PLAINFIELD PCT 026	20	25
0229 PLAINFIELD PCT 027	39	40
0230 PLAINFIELD PCT 028	15	14
0231 PLAINFIELD PCT 029	26	22
0237 PLAINFIELD PCT 035	36	31
0242 TROY PCT 001	22	22
0243 TROY PCT 002	30	29
0244 TROY PCT 003	26	24
0245 TROY PCT 004	37	41
0246 TROY PCT 005	64	74
0249 TROY PCT 008	63	72
0250 TROY PCT 009	75	65
0252 TROY PCT 011	59	60
0253 TROY PCT 012	56	54
0257 TROY PCT 016	69	65

Total Democratic Ballots Cast for
County Board District 10
1,579

VOTES PERCENT

COUNTY BOARD MEMBER DISTRICT ELEVEN

Vote for not more than 2

01 = No Candidate Filed

0

01

0019 DU PAGE PCT 001	0
0020 DU PAGE PCT 002	0
0021 DU PAGE PCT 003	0
0025 DU PAGE PCT 007	0
0270 WHEATLAND PCT 002	0
0271 WHEATLAND PCT 003	0
0272 WHEATLAND PCT 004	0
0273 WHEATLAND PCT 005	0
0274 WHEATLAND PCT 006	0
0275 WHEATLAND PCT 007	0
0276 WHEATLAND PCT 008	0
0277 WHEATLAND PCT 009	0
0278 WHEATLAND PCT 010	0
0279 WHEATLAND PCT 011	0
0280 WHEATLAND PCT 012	0
0281 WHEATLAND PCT 013	0
0282 WHEATLAND PCT 014	0
0283 WHEATLAND PCT 015	0
0285 WHEATLAND PCT 017	0
0286 WHEATLAND PCT 018	0
0288 WHEATLAND PCT 020	0
0289 WHEATLAND PCT 021	0
0292 WHEATLAND PCT 024	0

Total Democratic Ballots Cast for
County Board District 11
985

VOTES PERCENT

COUNTY BOARD MEMBER DISTRICT TWELVE

Vote for not more than 2

01 = No Candidate Filed

0

01

0057 FRANKFORT PCT 001	0
0058 FRANKFORT PCT 002	0
0060 FRANKFORT PCT 004	0
0061 FRANKFORT PCT 005	0
0062 FRANKFORT PCT 006	0
0063 FRANKFORT PCT 007	0
0067 FRANKFORT PCT 011	0
0068 FRANKFORT PCT 012	0
0069 FRANKFORT PCT 013	0
0073 FRANKFORT PCT 017	0
0184 NEW LENOX PCT 004	0
0185 NEW LENOX PCT 005	0
0186 NEW LENOX PCT 006	0
0187 NEW LENOX PCT 007	0
0188 NEW LENOX PCT 008	0
0189 NEW LENOX PCT 009	0
0190 NEW LENOX PCT 010	0
0191 NEW LENOX PCT 011	0
0192 NEW LENOX PCT 012	0
0193 NEW LENOX PCT 013	0
0194 NEW LENOX PCT 014	0
0195 NEW LENOX PCT 015	0
0196 NEW LENOX PCT 016	0
0197 NEW LENOX PCT 017	0
0198 NEW LENOX PCT 018	0
0199 NEW LENOX PCT 019	0
0200 NEW LENOX PCT 020	0

Total Democratic Ballots Cast for
County Board District 12
1,352

VOTES PERCENT

COUNTY BOARD MEMBER DISTRICT THIRTEEN

Vote for not more than 2

01 = Mark Ferry

02 = No Candidate Filed

1,215 100.00
0

	01	02
0052 DU PAGE PCT 034	65	0
0145 LOCKPORT PCT 001	161	0
0153 LOCKPORT PCT 009	139	0
0207 PLAINFIELD PCT 005	24	0
0208 PLAINFIELD PCT 006	34	0
0209 PLAINFIELD PCT 007	38	0
0214 PLAINFIELD PCT 012	55	0
0217 PLAINFIELD PCT 015	37	0
0218 PLAINFIELD PCT 016	47	0
0219 PLAINFIELD PCT 017	46	0
0220 PLAINFIELD PCT 018	50	0
0221 PLAINFIELD PCT 019	27	0
0222 PLAINFIELD PCT 020	43	0
0223 PLAINFIELD PCT 021	38	0
0224 PLAINFIELD PCT 022	34	0
0225 PLAINFIELD PCT 023	48	0
0226 PLAINFIELD PCT 024	82	0
0232 PLAINFIELD PCT 030	37	0
0233 PLAINFIELD PCT 031	40	0
0234 PLAINFIELD PCT 032	38	0
0235 PLAINFIELD PCT 033	50	0
0238 PLAINFIELD PCT 036	54	0
0294 WHEATLAND PCT 026	28	0

Total Democratic Ballots Cast for
County Board District 13
1,364



Nancy Schultz Voots

W I L L C O U N T Y C L E R K



Democratic Party

**EDUCATION
SERVICE
REGION
SUMMARY**

**(IROQUOIS/KANKAKEE COUNTY)
(1 Unexpired Term)**

VOTES PERCENT

REGIONAL SUPERINTENDENT OF SCHOOLS
(IROQUOIS & KANKAKEE COUNTIES)

Vote for not more than 1
01 = No Candidate Filed

0

01

0268 WESLEY PCT 001

0

Total Democratic Ballots Cast for
Regional Superintendent of Schools
(Iroquois & Kankakee Counties)
0



Nancy Schultz Voots

W I L L C O U N T Y C L E R K



Democratic Party

**PRECINCT
COMMITTEEMEN
SUMMARY**

	TOTAL VOTES	%	ELECTION DAY	CENTRAL COUNT	PROV/GRACE
COMMITTEEMAN CHANNAHON PCT 001					
Vote for not more than 1					
No Candidate Filed	0		0	0	0
COMMITTEEMAN CHANNAHON PCT 002					
Vote for not more than 1					
No Candidate Filed	0		0	0	0
COMMITTEEMAN CHANNAHON PCT 003					
Vote for not more than 1					
Gene (Boomer) Frederick.	63	100.00	57	6	0
COMMITTEEMAN CHANNAHON PCT 004					
Vote for not more than 1					
No Candidate Filed	0		0	0	0
COMMITTEEMAN CHANNAHON PCT 005					
Vote for not more than 1					
No Candidate Filed	0		0	0	0
COMMITTEEMAN CRETE PCT 001					
Vote for not more than 1					
No Candidate Filed	0		0	0	0
COMMITTEEMAN CRETE PCT 002					
Vote for not more than 1					
Jolyn M. Bishop	90	100.00	83	1	6
COMMITTEEMAN CRETE PCT 003					
Vote for not more than 1					
Sherry Newquist	82	100.00	75	3	4
COMMITTEEMAN CRETE PCT 004					
Vote for not more than 1					
No Candidate Filed	0		0	0	0
COMMITTEEMAN CRETE PCT 005					
Vote for not more than 1					
No Candidate Filed	0		0	0	0
COMMITTEEMAN CRETE PCT 006					
Vote for not more than 1					
No Candidate Filed	0		0	0	0

ABSTRACT OF VOTES

GENERAL PRIMARY ELECTION
 MARCH 20, 2012
 DEMOCRATIC

OFFICIAL RESULTS

	TOTAL VOTES	%	ELECTION DAY	CENTRAL COUNT	PROV/GRACE
COMMITTEEMAN CRETE PCT 007					
Vote for not more than 1					
Henry "Hank" Meyer	194	100.00	167	25	2
COMMITTEEMAN CRETE PCT 008					
Vote for not more than 1					
No Candidate Filed	0		0	0	0
COMMITTEEMAN CRETE PCT 009					
Vote for not more than 1					
Brenda Messex	97	100.00	88	9	0
COMMITTEEMAN CRETE PCT 010					
Vote for not more than 1					
Jill Hornick	83	100.00	74	9	0
COMMITTEEMAN CRETE PCT 011					
Vote for not more than 1					
Laurie H. Summers.	93	100.00	83	10	0
COMMITTEEMAN CRETE PCT 012					
Vote for not more than 1					
Thomas L. DaSanto	118	100.00	110	8	0
COMMITTEEMAN CUSTER PCT 001					
Vote for not more than 1					
No Candidate Filed	0		0	0	0
COMMITTEEMAN DU PAGE PCT 001					
Vote for not more than 1					
No Candidate Filed	0		0	0	0
COMMITTEEMAN DU PAGE PCT 002					
Vote for not more than 1					
No Candidate Filed	0		0	0	0
COMMITTEEMAN DU PAGE PCT 003					
Vote for not more than 1					
Mark R. Rice	72	100.00	63	9	0
COMMITTEEMAN DU PAGE PCT 004					
Vote for not more than 1					
Shirley M. Valevicius	37	100.00	35	2	0

ABSTRACT OF VOTES

GENERAL PRIMARY ELECTION
 MARCH 20, 2012
 DEMOCRATIC

OFFICIAL RESULTS

	TOTAL VOTES	%	ELECTION DAY	CENTRAL COUNT	PROV/GRACE
COMMITTEEMAN DU PAGE PCT 005					
Vote for not more than 1					
John G. Seale	84	100.00	79	2	3
COMMITTEEMAN DU PAGE PCT 006					
Vote for not more than 1					
Norman L. Brown	84	100.00	77	7	0
COMMITTEEMAN DU PAGE PCT 007					
Vote for not more than 1					
James Kadlec	41	100.00	36	5	0
COMMITTEEMAN DU PAGE PCT 008					
Vote for not more than 1					
No Candidate Filed	0		0	0	0
COMMITTEEMAN DU PAGE PCT 009					
Vote for not more than 1					
No Candidate Filed	0		0	0	0
COMMITTEEMAN DU PAGE PCT 010					
Vote for not more than 1					
No Candidate Filed	0		0	0	0
WRITE-IN.	9	100.00	7	2	0
COMMITTEEMAN DU PAGE PCT 011					
Vote for not more than 1					
No Candidate Filed	0		0	0	0
COMMITTEEMAN DU PAGE PCT 012					
Vote for not more than 1					
No Candidate Filed	0		0	0	0
COMMITTEEMAN DU PAGE PCT 013					
Vote for not more than 1					
No Candidate Filed	0		0	0	0
COMMITTEEMAN DU PAGE PCT 014					
Vote for not more than 1					
No Candidate Filed	0		0	0	0
COMMITTEEMAN DU PAGE PCT 015					
Vote for not more than 1					
Daniel V. Droogan.	100	61.73	91	5	4
Thomas E. Braxton, Jr.	62	38.27	54	6	2

	TOTAL VOTES	%	ELECTION DAY	CENTRAL COUNT	PROV/GRACE
COMMITTEEMAN DU PAGE PCT 016					
Vote for not more than 1					
Jacqueline L. Traynere	86	100.00	69	13	4
COMMITTEEMAN DU PAGE PCT 017					
Vote for not more than 1					
Karen Karlstad-Gonzalez.	52	100.00	47	5	0
COMMITTEEMAN DU PAGE PCT 018					
Vote for not more than 1					
No Candidate Filed	0		0	0	0
COMMITTEEMAN DU PAGE PCT 019					
Vote for not more than 1					
No Candidate Filed	0		0	0	0
COMMITTEEMAN DU PAGE PCT 020					
Vote for not more than 1					
No Candidate Filed	0		0	0	0
COMMITTEEMAN DU PAGE PCT 021					
Vote for not more than 1					
Charlotte A. Droogan.	74	100.00	70	3	1
COMMITTEEMAN DU PAGE PCT 022					
Vote for not more than 1					
Barbara Osborne	60	100.00	53	3	4
COMMITTEEMAN DU PAGE PCT 023					
Vote for not more than 1					
No Candidate Filed	0		0	0	0
COMMITTEEMAN DU PAGE PCT 024					
Vote for not more than 1					
Ruby Lofton.	45	100.00	42	1	2
COMMITTEEMAN DU PAGE PCT 025					
Vote for not more than 1					
Patricia A. Woolley	66	100.00	59	4	3
COMMITTEEMAN DU PAGE PCT 026					
Vote for not more than 1					
Charlene Collins	60	100.00	57	2	1

	TOTAL VOTES	%	ELECTION DAY	CENTRAL COUNT	PROV/GRACE
COMMITTEEMAN DU PAGE PCT 027					
Vote for not more than 1					
Ronald McTizic.	78	100.00	71	7	0
COMMITTEEMAN DU PAGE PCT 028					
Vote for not more than 1					
Kirti Mehta.	65	100.00	57	8	0
COMMITTEEMAN DU PAGE PCT 029					
Vote for not more than 1					
No Candidate Filed	0		0	0	0
COMMITTEEMAN DU PAGE PCT 030					
Vote for not more than 1					
No Candidate Filed	0		0	0	0
COMMITTEEMAN DU PAGE PCT 031					
Vote for not more than 1					
No Candidate Filed	0		0	0	0
COMMITTEEMAN DU PAGE PCT 032					
Vote for not more than 1					
Carl H. Maxwell	51	100.00	48	3	0
COMMITTEEMAN DU PAGE PCT 033					
Vote for not more than 1					
No Candidate Filed	0		0	0	0
COMMITTEEMAN DU PAGE PCT 034					
Vote for not more than 1					
No Candidate Filed	0		0	0	0
COMMITTEEMAN DU PAGE PCT 035					
Vote for not more than 1					
No Candidate Filed	0		0	0	0
COMMITTEEMAN DU PAGE PCT 036					
Vote for not more than 1					
No Candidate Filed	0		0	0	0
COMMITTEEMAN DU PAGE PCT 037					
Vote for not more than 1					
No Candidate Filed	0		0	0	0

ABSTRACT OF VOTES

GENERAL PRIMARY ELECTION
 MARCH 20, 2012
 DEMOCRATIC

OFFICIAL RESULTS

	TOTAL VOTES	%	ELECTION DAY	CENTRAL COUNT	PROV/GRACE
COMMITTEEMAN FLORENCE PCT 001					
Vote for not more than 1					
No Candidate Filed	0		0	0	0
COMMITTEEMAN FRANKFORT PCT 001					
Vote for not more than 1					
Edward D. Vojcak, Sr.	57	100.00	45	12	0
COMMITTEEMAN FRANKFORT PCT 002					
Vote for not more than 1					
No Candidate Filed	0		0	0	0
COMMITTEEMAN FRANKFORT PCT 003					
Vote for not more than 1					
No Candidate Filed	0		0	0	0
COMMITTEEMAN FRANKFORT PCT 004					
Vote for not more than 1					
No Candidate Filed	0		0	0	0
COMMITTEEMAN FRANKFORT PCT 005					
Vote for not more than 1					
James A. Giglio	55	100.00	48	5	2
COMMITTEEMAN FRANKFORT PCT 006					
Vote for not more than 1					
No Candidate Filed	0		0	0	0
COMMITTEEMAN FRANKFORT PCT 007					
Vote for not more than 1					
No Candidate Filed	0		0	0	0
COMMITTEEMAN FRANKFORT PCT 008					
Vote for not more than 1					
No Candidate Filed	0		0	0	0
COMMITTEEMAN FRANKFORT PCT 009					
Vote for not more than 1					
No Candidate Filed	0		0	0	0
COMMITTEEMAN FRANKFORT PCT 010					
Vote for not more than 1					
No Candidate Filed	0		0	0	0

	TOTAL VOTES	%	ELECTION DAY	CENTRAL COUNT	PROV/GRACE
COMMITTEEMAN FRANKFORT PCT 011					
Vote for not more than 1					
No Candidate Filed	0		0	0	0
COMMITTEEMAN FRANKFORT PCT 012					
Vote for not more than 1					
Mary Louise Knoerzer.	54	100.00	49	5	0
COMMITTEEMAN FRANKFORT PCT 013					
Vote for not more than 1					
Robert Hennessy	49	100.00	41	7	1
COMMITTEEMAN FRANKFORT PCT 014					
Vote for not more than 1					
No Candidate Filed	0		0	0	0
COMMITTEEMAN FRANKFORT PCT 015					
Vote for not more than 1					
No Candidate Filed	0		0	0	0
COMMITTEEMAN FRANKFORT PCT 016					
Vote for not more than 1					
No Candidate Filed	0		0	0	0
COMMITTEEMAN FRANKFORT PCT 017					
Vote for not more than 1					
No Candidate Filed	0		0	0	0
COMMITTEEMAN FRANKFORT PCT 018					
Vote for not more than 1					
No Candidate Filed	0		0	0	0
COMMITTEEMAN FRANKFORT PCT 019					
Vote for not more than 1					
No Candidate Filed	0		0	0	0
COMMITTEEMAN FRANKFORT PCT 020					
Vote for not more than 1					
Timothy G. Gaffney	56	100.00	51	5	0
COMMITTEEMAN FRANKFORT PCT 021					
Vote for not more than 1					
No Candidate Filed	0		0	0	0

	TOTAL VOTES	%	ELECTION DAY	CENTRAL COUNT	PROV/GRACE
COMMITTEEMAN FRANKFORT PCT 022					
Vote for not more than 1					
No Candidate Filed	0		0	0	0
COMMITTEEMAN FRANKFORT PCT 023					
Vote for not more than 1					
Donald G. Keane	33	100.00	28	5	0
COMMITTEEMAN FRANKFORT PCT 024					
Vote for not more than 1					
No Candidate Filed	0		0	0	0
COMMITTEEMAN FRANKFORT PCT 025					
Vote for not more than 1					
No Candidate Filed	0		0	0	0
COMMITTEEMAN FRANKFORT PCT 026					
Vote for not more than 1					
No Candidate Filed	0		0	0	0
COMMITTEEMAN FRANKFORT PCT 027					
Vote for not more than 1					
No Candidate Filed	0		0	0	0
COMMITTEEMAN FRANKFORT PCT 028					
Vote for not more than 1					
No Candidate Filed	0		0	0	0
COMMITTEEMAN FRANKFORT PCT 029					
Vote for not more than 1					
No Candidate Filed	0		0	0	0
COMMITTEEMAN GREEN GARDEN PCT 001					
Vote for not more than 1					
No Candidate Filed	0		0	0	0
COMMITTEEMAN GREEN GARDEN PCT 002					
Vote for not more than 1					
No Candidate Filed	0		0	0	0
COMMITTEEMAN HOMER PCT 001					
Vote for not more than 1					
No Candidate Filed	0		0	0	0

	TOTAL VOTES	%	ELECTION DAY	CENTRAL COUNT	PROV/GRACE
COMMITTEEMAN HOMER PCT 002					
Vote for not more than 1					
No Candidate Filed	0		0	0	0
COMMITTEEMAN HOMER PCT 003					
Vote for not more than 1					
No Candidate Filed	0		0	0	0
COMMITTEEMAN HOMER PCT 004					
Vote for not more than 1					
No Candidate Filed	0		0	0	0
COMMITTEEMAN HOMER PCT 005					
Vote for not more than 1					
No Candidate Filed	0		0	0	0
COMMITTEEMAN HOMER PCT 006					
Vote for not more than 1					
No Candidate Filed	0		0	0	0
COMMITTEEMAN HOMER PCT 007					
Vote for not more than 1					
No Candidate Filed	0		0	0	0
COMMITTEEMAN HOMER PCT 008					
Vote for not more than 1					
No Candidate Filed	0		0	0	0
COMMITTEEMAN HOMER PCT 009					
Vote for not more than 1					
No Candidate Filed	0		0	0	0
COMMITTEEMAN HOMER PCT 010					
Vote for not more than 1					
No Candidate Filed	0		0	0	0
COMMITTEEMAN HOMER PCT 011					
Vote for not more than 1					
No Candidate Filed	0		0	0	0
COMMITTEEMAN HOMER PCT 012					
Vote for not more than 1					
No Candidate Filed	0		0	0	0

	TOTAL VOTES	%	ELECTION DAY	CENTRAL	COUNT	PROV/GRACE
COMMITTEEMAN HOMER PCT 013						
Vote for not more than 1						
No Candidate Filed	0		0	0	0	0
COMMITTEEMAN HOMER PCT 014						
Vote for not more than 1						
No Candidate Filed	0		0	0	0	0
COMMITTEEMAN HOMER PCT 015						
Vote for not more than 1						
No Candidate Filed	0		0	0	0	0
COMMITTEEMAN HOMER PCT 016						
Vote for not more than 1						
No Candidate Filed	0		0	0	0	0
COMMITTEEMAN HOMER PCT 017						
Vote for not more than 1						
No Candidate Filed	0		0	0	0	0
COMMITTEEMAN HOMER PCT 018						
Vote for not more than 1						
No Candidate Filed	0		0	0	0	0
COMMITTEEMAN JACKSON PCT 001						
Vote for not more than 1						
Paul F. Buss	140	100.00	128	11	11	1
COMMITTEEMAN JACKSON PCT 002						
Vote for not more than 1						
Lawrence M. "Larry" Walsh	152	100.00	139	10	10	3
COMMITTEEMAN JOLIET PCT 001						
Vote for not more than 1						
Christine Lunningham.	92	100.00	81	9	9	2
COMMITTEEMAN JOLIET PCT 002						
Vote for not more than 1						
James Murphy	73	100.00	49	23	23	1
COMMITTEEMAN JOLIET PCT 003						
Vote for not more than 1						
Beverly J. Edman	34	100.00	33	1	1	0

	TOTAL VOTES	%	ELECTION DAY	CENTRAL COUNT	PROV/GRACE
COMMITTEEMAN JOLIET PCT 004					
Vote for not more than 1					
No Candidate Filed	0		0	0	0
COMMITTEEMAN JOLIET PCT 005					
Vote for not more than 1					
John C. Sullivan	117	100.00	90	21	6
COMMITTEEMAN JOLIET PCT 006					
Vote for not more than 1					
No Candidate Filed	0		0	0	0
COMMITTEEMAN JOLIET PCT 007					
Vote for not more than 1					
No Candidate Filed	0		0	0	0
COMMITTEEMAN JOLIET PCT 008					
Vote for not more than 1					
No Candidate Filed	0		0	0	0
COMMITTEEMAN JOLIET PCT 009					
Vote for not more than 1					
No Candidate Filed	0		0	0	0
COMMITTEEMAN JOLIET PCT 010					
Vote for not more than 1					
Beth Ann May	85	100.00	74	8	3
COMMITTEEMAN JOLIET PCT 011					
Vote for not more than 1					
Duffy Blackburn	61	100.00	56	4	1
COMMITTEEMAN JOLIET PCT 012					
Vote for not more than 1					
John J. Boza	50	100.00	46	3	1
COMMITTEEMAN JOLIET PCT 013					
Vote for not more than 1					
Shannon Tipton.	54	100.00	41	10	3
COMMITTEEMAN JOLIET PCT 014					
Vote for not more than 1					
No Candidate Filed	0		0	0	0

ABSTRACT OF VOTES

GENERAL PRIMARY ELECTION
 MARCH 20, 2012
 DEMOCRATIC

OFFICIAL RESULTS

	TOTAL VOTES	%	ELECTION DAY	CENTRAL COUNT	PROV/GRACE
COMMITTEEMAN JOLIET PCT 015					
Vote for not more than 1					
No Candidate Filed	0		0	0	0
COMMITTEEMAN JOLIET PCT 016					
Vote for not more than 1					
No Candidate Filed	0		0	0	0
COMMITTEEMAN JOLIET PCT 017					
Vote for not more than 1					
Daniel L. Vera.	95	100.00	82	13	0
COMMITTEEMAN JOLIET PCT 018					
Vote for not more than 1					
No Candidate Filed	0		0	0	0
COMMITTEEMAN JOLIET PCT 019					
Vote for not more than 1					
George Loren Hicks	65	100.00	60	5	0
COMMITTEEMAN JOLIET PCT 020					
Vote for not more than 1					
James J. Albritton	115	100.00	77	35	3
COMMITTEEMAN JOLIET PCT 021					
Vote for not more than 1					
Joseph M. Babich	93	100.00	82	10	1
COMMITTEEMAN JOLIET PCT 022					
Vote for not more than 1					
Daniel J. Maher	96	100.00	76	17	3
COMMITTEEMAN JOLIET PCT 023					
Vote for not more than 1					
No Candidate Filed	0		0	0	0
COMMITTEEMAN JOLIET PCT 024					
Vote for not more than 1					
No Candidate Filed	0		0	0	0
COMMITTEEMAN JOLIET PCT 025					
Vote for not more than 1					
No Candidate Filed	0		0	0	0

	TOTAL VOTES	%	ELECTION DAY	CENTRAL COUNT	PROV/GRACE
COMMITTEEMAN JOLIET PCT 026					
Vote for not more than 1					
Robert F. Wisniewski	61	71.76	57	4	0
R. Dale Evans	24	28.24	22	2	0
COMMITTEEMAN JOLIET PCT 027					
Vote for not more than 1					
No Candidate Filed	0		0	0	0
COMMITTEEMAN JOLIET PCT 028					
Vote for not more than 1					
No Candidate Filed	0		0	0	0
COMMITTEEMAN JOLIET PCT 029					
Vote for not more than 1					
No Candidate Filed	0		0	0	0
COMMITTEEMAN JOLIET PCT 030					
Vote for not more than 1					
No Candidate Filed	0		0	0	0
COMMITTEEMAN JOLIET PCT 031					
Vote for not more than 1					
Burke Schuster	55	100.00	47	6	2
COMMITTEEMAN JOLIET PCT 032					
Vote for not more than 1					
No Candidate Filed	0		0	0	0
COMMITTEEMAN JOLIET PCT 033					
Vote for not more than 1					
No Candidate Filed	0		0	0	0
COMMITTEEMAN JOLIET PCT 034					
Vote for not more than 1					
Denise E. Winfrey	167	100.00	123	41	3
COMMITTEEMAN JOLIET PCT 035					
Vote for not more than 1					
Suzanne F. Bustin	148	100.00	117	28	3
COMMITTEEMAN JOLIET PCT 036					
Vote for not more than 1					
William R. Palmer	123	100.00	102	18	3

ABSTRACT OF VOTES

GENERAL PRIMARY ELECTION
 MARCH 20, 2012
 DEMOCRATIC

OFFICIAL RESULTS

	TOTAL VOTES	%	ELECTION DAY	CENTRAL COUNT	PROV/GRACE
COMMITTEEMAN JOLIET PCT 037					
Vote for not more than 1					
Thelma Kirkland	107	100.00	92	14	1
COMMITTEEMAN LOCKPORT PCT 001					
Vote for not more than 1					
No Candidate Filed	0		0	0	0
COMMITTEEMAN LOCKPORT PCT 002					
Vote for not more than 1					
No Candidate Filed	0		0	0	0
COMMITTEEMAN LOCKPORT PCT 003					
Vote for not more than 1					
No Candidate Filed	0		0	0	0
COMMITTEEMAN LOCKPORT PCT 004					
Vote for not more than 1					
Charles Misurewicz	48	100.00	44	3	1
COMMITTEEMAN LOCKPORT PCT 005					
Vote for not more than 1					
Ronald R. Alberico	43	100.00	28	14	1
COMMITTEEMAN LOCKPORT PCT 006					
Vote for not more than 1					
No Candidate Filed	0		0	0	0
COMMITTEEMAN LOCKPORT PCT 007					
Vote for not more than 1					
No Candidate Filed	0		0	0	0
COMMITTEEMAN LOCKPORT PCT 008					
Vote for not more than 1					
No Candidate Filed	0		0	0	0
COMMITTEEMAN LOCKPORT PCT 009					
Vote for not more than 1					
No Candidate Filed	0		0	0	0
WRITE-IN.	21	100.00	20	0	1
COMMITTEEMAN LOCKPORT PCT 010					
Vote for not more than 1					
Lance K. McCalla	41	100.00	38	3	0

ABSTRACT OF VOTES

GENERAL PRIMARY ELECTION
 MARCH 20, 2012
 DEMOCRATIC

OFFICIAL RESULTS

	TOTAL VOTES	%	ELECTION DAY	CENTRAL COUNT	PROV/GRACE
COMMITTEEMAN LOCKPORT PCT 011					
Vote for not more than 1					
George J. Mushro	69	100.00	54	14	1
COMMITTEEMAN LOCKPORT PCT 012					
Vote for not more than 1					
No Candidate Filed	0		0	0	0
COMMITTEEMAN LOCKPORT PCT 013					
Vote for not more than 1					
No Candidate Filed	0		0	0	0
COMMITTEEMAN LOCKPORT PCT 014					
Vote for not more than 1					
Norbert Likar	75	100.00	70	5	0
COMMITTEEMAN LOCKPORT PCT 015					
Vote for not more than 1					
No Candidate Filed	0		0	0	0
COMMITTEEMAN LOCKPORT PCT 016					
Vote for not more than 1					
Lisa K. Lovelace	86	100.00	70	16	0
COMMITTEEMAN LOCKPORT PCT 017					
Vote for not more than 1					
John (Jack) Picciolo.	63	100.00	47	15	1
COMMITTEEMAN LOCKPORT PCT 018					
Vote for not more than 1					
Mike Kelley.	76	61.79	69	7	0
Robert Grigsby.	47	38.21	41	6	0
COMMITTEEMAN LOCKPORT PCT 019					
Vote for not more than 1					
Frederick R. Redell	84	100.00	72	12	0
COMMITTEEMAN LOCKPORT PCT 020					
Vote for not more than 1					
John Batusich	83	100.00	74	9	0
COMMITTEEMAN LOCKPORT PCT 021					
Vote for not more than 1					
Frank W. Rasmusson	82	100.00	69	13	0

	TOTAL VOTES	%	ELECTION DAY	CENTRAL COUNT	PROV/GRACE
COMMITTEEMAN LOCKPORT PCT 022					
Vote for not more than 1					
Raymond R. Soliman	87	100.00	84	3	0
COMMITTEEMAN LOCKPORT PCT 023					
Vote for not more than 1					
Raymond A. Semplinski	72	100.00	70	2	0
COMMITTEEMAN LOCKPORT PCT 024					
Vote for not more than 1					
No Candidate Filed	0		0	0	0
WRITE-IN.	28	100.00	28	0	0
COMMITTEEMAN MANHATTAN PCT 001					
Vote for not more than 1					
No Candidate Filed	0		0	0	0
COMMITTEEMAN MANHATTAN PCT 002					
Vote for not more than 1					
No Candidate Filed	0		0	0	0
COMMITTEEMAN MANHATTAN PCT 003					
Vote for not more than 1					
No Candidate Filed	0		0	0	0
COMMITTEEMAN MANHATTAN PCT 004					
Vote for not more than 1					
No Candidate Filed	0		0	0	0
COMMITTEEMAN MONEE PCT 001					
Vote for not more than 1					
Calvin Lacefield	122	100.00	102	18	2
COMMITTEEMAN MONEE PCT 002					
Vote for not more than 1					
Roosevelt Martin, Jr.	180	100.00	154	22	4
COMMITTEEMAN MONEE PCT 003					
Vote for not more than 1					
No Candidate Filed	0		0	0	0
COMMITTEEMAN MONEE PCT 004					
Vote for not more than 1					
No Candidate Filed	0		0	0	0

ABSTRACT OF VOTES

GENERAL PRIMARY ELECTION
 MARCH 20, 2012
 DEMOCRATIC

OFFICIAL RESULTS

	TOTAL VOTES	%	ELECTION DAY	CENTRAL COUNT	PROV/GRACE
COMMITTEEMAN MONEE PCT 005					
Vote for not more than 1					
Patricia L. Guinn	209	100.00	180	28	1
COMMITTEEMAN MONEE PCT 006					
Vote for not more than 1					
James W. Harris	134	73.63	112	20	2
Ed Bradley	48	26.37	42	6	0
COMMITTEEMAN MONEE PCT 007					
Vote for not more than 1					
Johnnie B. White	257	100.00	225	32	0
COMMITTEEMAN MONEE PCT 008					
Vote for not more than 1					
No Candidate Filed	0		0	0	0
COMMITTEEMAN NEW LENOX PCT 001					
Vote for not more than 1					
No Candidate Filed	0		0	0	0
COMMITTEEMAN NEW LENOX PCT 002					
Vote for not more than 1					
No Candidate Filed	0		0	0	0
COMMITTEEMAN NEW LENOX PCT 003					
Vote for not more than 1					
No Candidate Filed	0		0	0	0
COMMITTEEMAN NEW LENOX PCT 004					
Vote for not more than 1					
No Candidate Filed	0		0	0	0
COMMITTEEMAN NEW LENOX PCT 005					
Vote for not more than 1					
Scott Pyles.	36	100.00	33	3	0
COMMITTEEMAN NEW LENOX PCT 006					
Vote for not more than 1					
No Candidate Filed	0		0	0	0
COMMITTEEMAN NEW LENOX PCT 007					
Vote for not more than 1					
No Candidate Filed	0		0	0	0

	TOTAL VOTES	%	ELECTION DAY	CENTRAL COUNT	PROV/GRACE
COMMITTEEMAN NEW LENOX PCT 008					
Vote for not more than 1					
No Candidate Filed	0		0	0	0
COMMITTEEMAN NEW LENOX PCT 009					
Vote for not more than 1					
No Candidate Filed	0		0	0	0
COMMITTEEMAN NEW LENOX PCT 010					
Vote for not more than 1					
No Candidate Filed	0		0	0	0
COMMITTEEMAN NEW LENOX PCT 011					
Vote for not more than 1					
No Candidate Filed	0		0	0	0
COMMITTEEMAN NEW LENOX PCT 012					
Vote for not more than 1					
No Candidate Filed	0		0	0	0
COMMITTEEMAN NEW LENOX PCT 013					
Vote for not more than 1					
No Candidate Filed	0		0	0	0
COMMITTEEMAN NEW LENOX PCT 014					
Vote for not more than 1					
No Candidate Filed	0		0	0	0
COMMITTEEMAN NEW LENOX PCT 015					
Vote for not more than 1					
No Candidate Filed	0		0	0	0
COMMITTEEMAN NEW LENOX PCT 016					
Vote for not more than 1					
No Candidate Filed	0		0	0	0
WRITE-IN.	5	100.00	5	0	0
COMMITTEEMAN NEW LENOX PCT 017					
Vote for not more than 1					
No Candidate Filed	0		0	0	0
COMMITTEEMAN NEW LENOX PCT 018					
Vote for not more than 1					
No Candidate Filed	0		0	0	0

ABSTRACT OF VOTES

GENERAL PRIMARY ELECTION
 MARCH 20, 2012
 DEMOCRATIC

OFFICIAL RESULTS

	TOTAL VOTES	%	ELECTION DAY	CENTRAL COUNT	PROV/GRACE
COMMITTEEMAN NEW LENOX PCT 019					
Vote for not more than 1					
No Candidate Filed	0		0	0	0
COMMITTEEMAN NEW LENOX PCT 020					
Vote for not more than 1					
No Candidate Filed	0		0	0	0
COMMITTEEMAN PEOTONE PCT 001					
Vote for not more than 1					
No Candidate Filed	0		0	0	0
COMMITTEEMAN PEOTONE PCT 002					
Vote for not more than 1					
No Candidate Filed	0		0	0	0
COMMITTEEMAN PLAINFIELD PCT 001					
Vote for not more than 1					
Mike Costello	38	100.00	25	13	0
COMMITTEEMAN PLAINFIELD PCT 002					
Vote for not more than 1					
No Candidate Filed	0		0	0	0
COMMITTEEMAN PLAINFIELD PCT 003					
Vote for not more than 1					
No Candidate Filed	0		0	0	0
COMMITTEEMAN PLAINFIELD PCT 004					
Vote for not more than 1					
No Candidate Filed	0		0	0	0
COMMITTEEMAN PLAINFIELD PCT 005					
Vote for not more than 1					
No Candidate Filed	0		0	0	0
COMMITTEEMAN PLAINFIELD PCT 006					
Vote for not more than 1					
No Candidate Filed	0		0	0	0
COMMITTEEMAN PLAINFIELD PCT 007					
Vote for not more than 1					
No Candidate Filed	0		0	0	0

	TOTAL VOTES	%	ELECTION DAY	CENTRAL COUNT	PROV/GRACE
COMMITTEEMAN PLAINFIELD PCT 008					
Vote for not more than 1					
No Candidate Filed	0		0	0	0
COMMITTEEMAN PLAINFIELD PCT 009					
Vote for not more than 1					
No Candidate Filed	0		0	0	0
COMMITTEEMAN PLAINFIELD PCT 010					
Vote for not more than 1					
No Candidate Filed	0		0	0	0
COMMITTEEMAN PLAINFIELD PCT 011					
Vote for not more than 1					
Robert Johnson.	17	100.00	16	1	0
COMMITTEEMAN PLAINFIELD PCT 012					
Vote for not more than 1					
No Candidate Filed	0		0	0	0
COMMITTEEMAN PLAINFIELD PCT 013					
Vote for not more than 1					
Reed Bible	40	100.00	36	4	0
COMMITTEEMAN PLAINFIELD PCT 014					
Vote for not more than 1					
Michael "Mike" Keniley	43	100.00	33	10	0
COMMITTEEMAN PLAINFIELD PCT 015					
Vote for not more than 1					
No Candidate Filed	0		0	0	0
COMMITTEEMAN PLAINFIELD PCT 016					
Vote for not more than 1					
No Candidate Filed	0		0	0	0
COMMITTEEMAN PLAINFIELD PCT 017					
Vote for not more than 1					
No Candidate Filed	0		0	0	0
COMMITTEEMAN PLAINFIELD PCT 018					
Vote for not more than 1					
No Candidate Filed	0		0	0	0

ABSTRACT OF VOTES

GENERAL PRIMARY ELECTION
MARCH 20, 2012
DEMOCRATIC

OFFICIAL RESULTS

	TOTAL VOTES	%	ELECTION DAY	CENTRAL COUNT	PROV/GRACE
COMMITTEEMAN PLAINFIELD PCT 019					
Vote for not more than 1					
No Candidate Filed	0		0	0	0
COMMITTEEMAN PLAINFIELD PCT 020					
Vote for not more than 1					
Kevin M. Clancy	46	100.00	42	4	0
COMMITTEEMAN PLAINFIELD PCT 021					
Vote for not more than 1					
No Candidate Filed	0		0	0	0
COMMITTEEMAN PLAINFIELD PCT 022					
Vote for not more than 1					
Stanley Paulauskas	18	51.43	15	3	0
Mark Ferry	17	48.57	17	0	0
COMMITTEEMAN PLAINFIELD PCT 023					
Vote for not more than 1					
John Bilecki	49	100.00	43	5	1
COMMITTEEMAN PLAINFIELD PCT 024					
Vote for not more than 1					
Ronald Voll	46	51.11	44	1	1
Carolyn S. Nichols	44	48.89	38	5	1
COMMITTEEMAN PLAINFIELD PCT 025					
Vote for not more than 1					
Scott C. Stratton	35	100.00	31	4	0
COMMITTEEMAN PLAINFIELD PCT 026					
Vote for not more than 1					
No Candidate Filed	0		0	0	0
COMMITTEEMAN PLAINFIELD PCT 027					
Vote for not more than 1					
No Candidate Filed	0		0	0	0
COMMITTEEMAN PLAINFIELD PCT 028					
Vote for not more than 1					
No Candidate Filed	0		0	0	0
COMMITTEEMAN PLAINFIELD PCT 029					
Vote for not more than 1					
No Candidate Filed	0		0	0	0

	TOTAL VOTES	%	ELECTION DAY	CENTRAL COUNT	PROV/GRACE
COMMITTEEMAN PLAINFIELD PCT 030					
Vote for not more than 1					
Richard Rodriguez	38	100.00	31	5	2
COMMITTEEMAN PLAINFIELD PCT 031					
Vote for not more than 1					
John H. Cryder	40	100.00	38	2	0
COMMITTEEMAN PLAINFIELD PCT 032					
Vote for not more than 1					
Charles B. Pelkie, Jr.	38	100.00	35	3	0
COMMITTEEMAN PLAINFIELD PCT 033					
Vote for not more than 1					
No Candidate Filed	0		0	0	0
COMMITTEEMAN PLAINFIELD PCT 034					
Vote for not more than 1					
No Candidate Filed	0		0	0	0
COMMITTEEMAN PLAINFIELD PCT 035					
Vote for not more than 1					
John McGlynn	39	100.00	37	1	1
COMMITTEEMAN PLAINFIELD PCT 036					
Vote for not more than 1					
No Candidate Filed	0		0	0	0
COMMITTEEMAN REED PCT 001					
Vote for not more than 1					
No Candidate Filed	0		0	0	0
COMMITTEEMAN REED PCT 002					
Vote for not more than 1					
James Hutton	58	100.00	51	7	0
COMMITTEEMAN REED PCT 003					
Vote for not more than 1					
Kathleen A. Hartong	55	100.00	48	7	0
COMMITTEEMAN TROY PCT 001					
Vote for not more than 1					
Margarita Hernandez	30	100.00	27	3	0

	TOTAL VOTES	%	ELECTION DAY	CENTRAL COUNT	PROV/GRACE
COMMITTEEMAN TROY PCT 002					
Vote for not more than 1					
No Candidate Filed	0		0	0	0
COMMITTEEMAN TROY PCT 003					
Vote for not more than 1					
No Candidate Filed	0		0	0	0
COMMITTEEMAN TROY PCT 004					
Vote for not more than 1					
No Candidate Filed	0		0	0	0
COMMITTEEMAN TROY PCT 005					
Vote for not more than 1					
No Candidate Filed	0		0	0	0
COMMITTEEMAN TROY PCT 006					
Vote for not more than 1					
No Candidate Filed	0		0	0	0
COMMITTEEMAN TROY PCT 007					
Vote for not more than 1					
No Candidate Filed	0		0	0	0
COMMITTEEMAN TROY PCT 008					
Vote for not more than 1					
Dimitri G. Karnezis	78	100.00	71	7	0
COMMITTEEMAN TROY PCT 009					
Vote for not more than 1					
Helen L. Gibson	79	100.00	64	12	3
COMMITTEEMAN TROY PCT 010					
Vote for not more than 1					
No Candidate Filed	0		0	0	0
COMMITTEEMAN TROY PCT 011					
Vote for not more than 1					
No Candidate Filed	0		0	0	0
COMMITTEEMAN TROY PCT 012					
Vote for not more than 1					
No Candidate Filed	0		0	0	0

	TOTAL VOTES	%	ELECTION DAY	CENTRAL COUNT	PROV/GRACE
COMMITTEEMAN TROY PCT 013					
Vote for not more than 1					
No Candidate Filed	0		0	0	0
COMMITTEEMAN TROY PCT 014					
Vote for not more than 1					
No Candidate Filed	0		0	0	0
COMMITTEEMAN TROY PCT 015					
Vote for not more than 1					
Jeffrey M. Boetto.	78	100.00	65	13	0
COMMITTEEMAN TROY PCT 016					
Vote for not more than 1					
No Candidate Filed	0		0	0	0
COMMITTEEMAN TROY PCT 017					
Vote for not more than 1					
No Candidate Filed	0		0	0	0
COMMITTEEMAN TROY PCT 018					
Vote for not more than 1					
No Candidate Filed	0		0	0	0
COMMITTEEMAN TROY PCT 019					
Vote for not more than 1					
No Candidate Filed	0		0	0	0
COMMITTEEMAN TROY PCT 020					
Vote for not more than 1					
Dennis Grosskopf	68	100.00	59	9	0
COMMITTEEMAN TROY PCT 021					
Vote for not more than 1					
No Candidate Filed	0		0	0	0
COMMITTEEMAN TROY PCT 022					
Vote for not more than 1					
No Candidate Filed	0		0	0	0
COMMITTEEMAN TROY PCT 023					
Vote for not more than 1					
No Candidate Filed	0		0	0	0

	TOTAL VOTES	%	ELECTION DAY	CENTRAL COUNT	PROV/GRACE
COMMITTEEMAN WASHINGTON PCT 001					
Vote for not more than 1					
No Candidate Filed	0		0	0	0
COMMITTEEMAN WASHINGTON PCT 002					
Vote for not more than 1					
No Candidate Filed	0		0	0	0
COMMITTEEMAN WASHINGTON PCT 003					
Vote for not more than 1					
Robert E. Howard	91	100.00	88	0	3
COMMITTEEMAN WESLEY PCT 001					
Vote for not more than 1					
Kathleen A. Kennedy	50	100.00	45	5	0
COMMITTEEMAN WHEATLAND PCT 001					
Vote for not more than 1					
No Candidate Filed	0		0	0	0
COMMITTEEMAN WHEATLAND PCT 002					
Vote for not more than 1					
No Candidate Filed	0		0	0	0
COMMITTEEMAN WHEATLAND PCT 003					
Vote for not more than 1					
Brian D. Saucier	24	100.00	17	6	1
COMMITTEEMAN WHEATLAND PCT 004					
Vote for not more than 1					
No Candidate Filed	0		0	0	0
COMMITTEEMAN WHEATLAND PCT 005					
Vote for not more than 1					
No Candidate Filed	0		0	0	0
COMMITTEEMAN WHEATLAND PCT 006					
Vote for not more than 1					
No Candidate Filed	0		0	0	0
COMMITTEEMAN WHEATLAND PCT 007					
Vote for not more than 1					
No Candidate Filed	0		0	0	0

ABSTRACT OF VOTES

GENERAL PRIMARY ELECTION
 MARCH 20, 2012
 DEMOCRATIC

OFFICIAL RESULTS

	TOTAL VOTES	%	ELECTION DAY	CENTRAL COUNT	PROV/GRACE
COMMITTEEMAN WHEATLAND PCT 008					
Vote for not more than 1					
Mark Goldsher	25	100.00	23	2	0
COMMITTEEMAN WHEATLAND PCT 009					
Vote for not more than 1					
No Candidate Filed	0		0	0	0
COMMITTEEMAN WHEATLAND PCT 010					
Vote for not more than 1					
Hale Landes.	33	100.00	31	2	0
COMMITTEEMAN WHEATLAND PCT 011					
Vote for not more than 1					
Michael J. Allen	28	100.00	26	2	0
COMMITTEEMAN WHEATLAND PCT 012					
Vote for not more than 1					
No Candidate Filed	0		0	0	0
COMMITTEEMAN WHEATLAND PCT 013					
Vote for not more than 1					
No Candidate Filed	0		0	0	0
COMMITTEEMAN WHEATLAND PCT 014					
Vote for not more than 1					
No Candidate Filed	0		0	0	0
COMMITTEEMAN WHEATLAND PCT 015					
Vote for not more than 1					
Kara M. Principe	19	100.00	18	1	0
COMMITTEEMAN WHEATLAND PCT 016					
Vote for not more than 1					
No Candidate Filed	0		0	0	0
COMMITTEEMAN WHEATLAND PCT 017					
Vote for not more than 1					
Richard Wawronowicz	23	100.00	21	2	0
COMMITTEEMAN WHEATLAND PCT 018					
Vote for not more than 1					
James F. Ensign	29	100.00	25	4	0

	TOTAL VOTES	%	ELECTION DAY	CENTRAL COUNT	PROV/GRACE
COMMITTEEMAN WHEATLAND PCT 019					
Vote for not more than 1					
Nick Palmer	54	100.00	51	2	1
COMMITTEEMAN WHEATLAND PCT 020					
Vote for not more than 1					
No Candidate Filed	0		0	0	0
COMMITTEEMAN WHEATLAND PCT 021					
Vote for not more than 1					
Marc R. Poulos	29	100.00	24	5	0
COMMITTEEMAN WHEATLAND PCT 022					
Vote for not more than 1					
No Candidate Filed	0		0	0	0
COMMITTEEMAN WHEATLAND PCT 023					
Vote for not more than 1					
No Candidate Filed	0		0	0	0
COMMITTEEMAN WHEATLAND PCT 024					
Vote for not more than 1					
No Candidate Filed	0		0	0	0
COMMITTEEMAN WHEATLAND PCT 025					
Vote for not more than 1					
No Candidate Filed	0		0	0	0
COMMITTEEMAN WHEATLAND PCT 026					
Vote for not more than 1					
No Candidate Filed	0		0	0	0
COMMITTEEMAN WHEATLAND PCT 027					
Vote for not more than 1					
No Candidate Filed	0		0	0	0
COMMITTEEMAN WHEATLAND PCT 028					
Vote for not more than 1					
No Candidate Filed	0		0	0	0
COMMITTEEMAN WHEATLAND PCT 029					
Vote for not more than 1					
No Candidate Filed	0		0	0	0

	TOTAL VOTES	%	ELECTION DAY	CENTRAL COUNT	PROV/GRACE
COMMITTEEMAN WHEATLAND PCT 030					
Vote for not more than 1					
No Candidate Filed	0		0	0	0
COMMITTEEMAN WILL PCT 001					
Vote for not more than 1					
David M. Fazzini	71	100.00	61	9	1
COMMITTEEMAN WILMINGTON PCT 001					
Vote for not more than 1					
No Candidate Filed	0		0	0	0
COMMITTEEMAN WILMINGTON PCT 002					
Vote for not more than 1					
No Candidate Filed	0		0	0	0
COMMITTEEMAN WILMINGTON PCT 003					
Vote for not more than 1					
Sarah M. Horton	52	100.00	48	4	0
COMMITTEEMAN WILTON PCT 001					
Vote for not more than 1					
No Candidate Filed	0		0	0	0



Nancy Schultz Voots

W I L L C O U N T Y C L E R K



MISCELLANEOUS REFERENDA

01 = BALLOTS CAST

VOTES PERCENT

15,918

UNINCORPORATED AREA REFERENDUM

Vote for not more than 1
02 = YES
03 = NO

VOTES PERCENT

6,005 40.48
8,828 59.52

	01	02	03
0001 CHANNAHON PCT 001	70	34	34
0002 CHANNAHON PCT 002	79	32	44
0003 CHANNAHON PCT 003	32	11	20
0004 CHANNAHON PCT 004	41	18	22
0005 CHANNAHON PCT 005	0	0	0
0006 CRETE PCT 001	160	44	106
0007 CRETE PCT 002	20	5	13
0009 CRETE PCT 004	1	1	0
0010 CRETE PCT 005	52	19	30
0011 CRETE PCT 006	230	93	117
0012 CRETE PCT 007	369	155	184
0013 CRETE PCT 008	35	8	23
0014 CRETE PCT 009	0	0	0
0015 CRETE PCT 010	259	95	141
0016 CRETE PCT 011	324	110	176
0017 CRETE PCT 012	367	108	230
0018 CUSTER PCT 001	198	67	119
0019 DU PAGE PCT 001	23	8	14
0023 DU PAGE PCT 005	0	0	0
0025 DU PAGE PCT 007	3	2	1
0027 DU PAGE PCT 009	0	0	0
0042 DU PAGE PCT 024	0	0	0
0049 DU PAGE PCT 031	52	30	21
0050 DU PAGE PCT 032	0	0	0
0051 DU PAGE PCT 033	64	29	32
0052 DU PAGE PCT 034	373	197	146
0056 FLORENCE PCT 001	61	25	35
0057 FRANKFORT PCT 001	157	66	85
0058 FRANKFORT PCT 002	3	0	3
0059 FRANKFORT PCT 003	2	0	2
0061 FRANKFORT PCT 005	51	17	28
0062 FRANKFORT PCT 006	0	0	0
0064 FRANKFORT PCT 008	116	37	72
0066 FRANKFORT PCT 010	26	12	13
0067 FRANKFORT PCT 011	54	19	30
0069 FRANKFORT PCT 013	2	0	2
0070 FRANKFORT PCT 014	213	81	105
0071 FRANKFORT PCT 015	216	69	135
0072 FRANKFORT PCT 016	139	54	77
0073 FRANKFORT PCT 017	65	29	30
0074 FRANKFORT PCT 018	47	24	22
0075 FRANKFORT PCT 019	201	83	105
0076 FRANKFORT PCT 020	250	83	153
0078 FRANKFORT PCT 022	11	2	9
0079 FRANKFORT PCT 023	12	5	6
0080 FRANKFORT PCT 024	84	14	58
0081 FRANKFORT PCT 025	0	0	0
0082 FRANKFORT PCT 026	4	1	3
0084 FRANKFORT PCT 028	190	69	104
0085 FRANKFORT PCT 029	10	4	6
0086 GREEN GARDEN PCT 001	301	121	166
0087 GREEN GARDEN PCT 002	277	116	146
0088 HOMER PCT 001	163	49	103
0089 HOMER PCT 002	11	5	4
0093 HOMER PCT 006	51	31	18
0097 HOMER PCT 010	69	25	40

I, the undersigned do hereby certify that on April 10, 2012, I canvassed the returns of an election held on March 20, 2012 for UNINCORPORATED AREA OF WILL COUNTY and I proclaim that a total of 15,918 voters requested and received ballots and I do further certify that the following Question of Public Policy did receive the number of votes herein recorded and has **FAILED**.

Shall the County of Will have the authority to arrange for the supply of electricity for its residential and small commercial retail customers who have not opted out of such program?

I further certify that the above is a true and complete Abstract of Votes and was prepared in my presence on April 10, 2012.

Nancy Schultz Voots
Nancy Schultz Voots, County Clerk
The County of Will, Illinois

01 = BALLOTS CAST

VOTES PERCENT

15,918

UNINCORPORATED AREA REFERENDUM

Vote for not more than 1

02 = YES

03 = NO

VOTES PERCENT

6,005 40.48

8,828 59.52

(CONTINUED FROM PREVIOUS PAGE)

	01	02	03
0099 HOMER PCT 012	4	2	2
0100 HOMER PCT 013	85	25	55
0102 HOMER PCT 015	3	2	1
0103 HOMER PCT 016	27	8	16
0105 HOMER PCT 018	54	20	33
0106 JACKSON PCT 001	236	80	141
0107 JACKSON PCT 002	147	56	84
0113 JOLIET PCT 006	0	0	0
0114 JOLIET PCT 007	39	16	18
0120 JOLIET PCT 013	2	1	1
0122 JOLIET PCT 015	83	22	57
0123 JOLIET PCT 016	54	22	26
0136 JOLIET PCT 029	44	16	24
0137 JOLIET PCT 030	157	57	89
0139 JOLIET PCT 032	10	3	5
0140 JOLIET PCT 033	0	0	0
0141 JOLIET PCT 034	75	30	35
0142 JOLIET PCT 035	152	53	86
0143 JOLIET PCT 036	170	77	82
0144 JOLIET PCT 037	186	61	109
0145 LOCKPORT PCT 001	767	395	323
0146 LOCKPORT PCT 002	0	0	0
0148 LOCKPORT PCT 004	53	15	34
0149 LOCKPORT PCT 005	181	50	126
0150 LOCKPORT PCT 006	104	44	52
0153 LOCKPORT PCT 009	1	1	0
0154 LOCKPORT PCT 010	36	8	26
0155 LOCKPORT PCT 011	7	1	6
0156 LOCKPORT PCT 012	70	25	40
0157 LOCKPORT PCT 013	7	1	6
0158 LOCKPORT PCT 014	78	28	49
0159 LOCKPORT PCT 015	26	8	18
0160 LOCKPORT PCT 016	4	1	1
0161 LOCKPORT PCT 017	2	0	2
0162 LOCKPORT PCT 018	89	20	63
0163 LOCKPORT PCT 019	46	12	31
0168 LOCKPORT PCT 024	144	47	77
0169 MANHATTAN PCT 001	109	49	54
0170 MANHATTAN PCT 002	23	11	10
0171 MANHATTAN PCT 003	377	134	227
0173 MONEE PCT 001	96	34	51
0174 MONEE PCT 002	19	11	7
0175 MONEE PCT 003	57	15	36
0176 MONEE PCT 004	18	9	7
0180 MONEE PCT 008	132	37	79
0181 NEW LENOX PCT 001	24	7	17
0182 NEW LENOX PCT 002	211	82	114
0183 NEW LENOX PCT 003	0	0	0
0184 NEW LENOX PCT 004	175	63	106
0185 NEW LENOX PCT 005	29	13	14
0186 NEW LENOX PCT 006	196	75	109
0187 NEW LENOX PCT 007	238	86	132
0188 NEW LENOX PCT 008	144	56	82
0189 NEW LENOX PCT 009	137	60	64
0190 NEW LENOX PCT 010	2	1	1
0191 NEW LENOX PCT 011	33	14	17

VOTES PERCENT

VOTES PERCENT

01 = BALLOTS CAST

15,918

UNINCORPORATED AREA REFERENDUM

Vote for not more than 1

02 = YES

6,005 40.48

03 = NO

8,828 59.52

(CONTINUED FROM PREVIOUS PAGE)

01 02 03

0192 NEW LENOX PCT 012	36	10	23
0193 NEW LENOX PCT 013	98	31	66
0194 NEW LENOX PCT 014	139	44	86
0195 NEW LENOX PCT 015	0	0	0
0196 NEW LENOX PCT 016	4	0	2
0197 NEW LENOX PCT 017	98	34	57
0198 NEW LENOX PCT 018	5	1	4
0199 NEW LENOX PCT 019	1	1	0
0200 NEW LENOX PCT 020	189	67	119
0201 PEOTONE PCT 001	128	49	70
0202 PEOTONE PCT 002	75	32	39
0203 PLAINFIELD PCT 001	2	1	1
0205 PLAINFIELD PCT 003	111	54	53
0206 PLAINFIELD PCT 004	75	32	42
0207 PLAINFIELD PCT 005	177	72	86
0208 PLAINFIELD PCT 006	46	12	28
0210 PLAINFIELD PCT 008	4	2	2
0211 PLAINFIELD PCT 009	10	6	4
0212 PLAINFIELD PCT 010	2	0	2
0214 PLAINFIELD PCT 012	48	19	27
0215 PLAINFIELD PCT 013	166	49	104
0216 PLAINFIELD PCT 014	0	0	0
0217 PLAINFIELD PCT 015	59	26	31
0218 PLAINFIELD PCT 016	159	56	94
0219 PLAINFIELD PCT 017	64	17	43
0220 PLAINFIELD PCT 018	49	13	34
0222 PLAINFIELD PCT 020	53	24	23
0223 PLAINFIELD PCT 021	68	30	34
0224 PLAINFIELD PCT 022	63	24	31
0225 PLAINFIELD PCT 023	89	36	49
0226 PLAINFIELD PCT 024	186	72	105
0229 PLAINFIELD PCT 027	0	0	0
0230 PLAINFIELD PCT 028	0	0	0
0231 PLAINFIELD PCT 029	0	0	0
0233 PLAINFIELD PCT 031	38	19	17
0234 PLAINFIELD PCT 032	0	0	0
0235 PLAINFIELD PCT 033	3	2	1
0236 PLAINFIELD PCT 034	12	7	5
0238 PLAINFIELD PCT 036	90	32	54
0239 REED PCT 001	0	0	0
0240 REED PCT 002	1	1	0
0241 REED PCT 003	30	13	16
0242 TROY PCT 001	1	1	0
0243 TROY PCT 002	1	0	1
0244 TROY PCT 003	3	2	1
0245 TROY PCT 004	27	9	15
0246 TROY PCT 005	22	9	13
0247 TROY PCT 006	84	28	52
0248 TROY PCT 007	2	0	1
0249 TROY PCT 008	30	8	22
0250 TROY PCT 009	97	38	57
0251 TROY PCT 010	0	0	0
0252 TROY PCT 011	66	29	33
0254 TROY PCT 013	8	2	6
0258 TROY PCT 017	1	1	0
0259 TROY PCT 018	4	3	1

VOTES PERCENT

UNINCORPORATED AREA REFERENDUM

VOTES PERCENT

01 = BALLOTS CAST

15,918

Vote for not more than 1

02 = YES

03 = NO

6,005 40.48

8,828 59.52

(CONTINUED FROM PREVIOUS PAGE)

	01	02	03
0261 TROY PCT 020	8	1	6
0262 TROY PCT 021	96	35	56
0263 TROY PCT 022	176	79	84
0264 TROY PCT 023	5	3	2
0265 WASHINGTON PCT 001	48	17	27
0266 WASHINGTON PCT 002	168	56	99
0267 WASHINGTON PCT 003	166	53	98
0268 WESLEY PCT 001	260	94	156
0269 WHEATLAND PCT 001	58	11	40
0270 WHEATLAND PCT 002	1	0	1
0271 WHEATLAND PCT 003	3	2	1
0273 WHEATLAND PCT 005	33	13	19
0274 WHEATLAND PCT 006	200	79	111
0275 WHEATLAND PCT 007	27	11	14
0276 WHEATLAND PCT 008	0	0	0
0277 WHEATLAND PCT 009	37	13	23
0278 WHEATLAND PCT 010	35	12	17
0279 WHEATLAND PCT 011	17	8	9
0281 WHEATLAND PCT 013	118	40	72
0282 WHEATLAND PCT 014	8	4	4
0284 WHEATLAND PCT 016	236	84	133
0285 WHEATLAND PCT 017	2	1	1
0286 WHEATLAND PCT 018	17	7	9
0288 WHEATLAND PCT 020	1	0	1
0289 WHEATLAND PCT 021	0	0	0
0290 WHEATLAND PCT 022	0	0	0
0291 WHEATLAND PCT 023	1	0	1
0294 WHEATLAND PCT 026	125	50	66
0295 WHEATLAND PCT 027	0	0	0
0296 WHEATLAND PCT 028	36	19	15
0297 WHEATLAND PCT 029	0	0	0
0298 WHEATLAND PCT 030	0	0	0
0299 WILL PCT 001	265	102	138
0300 WILMINGTON PCT 001	26	11	12
0301 WILMINGTON PCT 002	73	24	41
0303 WILTON PCT 001	247	87	140

VOTES PERCENT

VOTES PERCENT

01 = BALLOTS CAST

701

CITY OF BRAIDWOOD REFERENDUM

Vote for not more than 1

02 = YES

03 = NO

338 51.21
322 48.79

	01	02	03
0239 REED PCT 001	241	102	135
0240 REED PCT 002	277	150	103
0241 REED PCT 003	183	86	84

I, the undersigned do hereby certify that on April 10, 2012, I canvassed the returns of an election held on March 20, 2012 for CITY OF BRAIDWOOD and I proclaim that a total of 703 voters requested and received ballots and I do further certify that the following Question of Public Policy did receive the number of votes herein recorded and has **PASSED**.

Shall the City of Braidwood have the authority to arrange for the supply of electricity for its residential and small commercial retail customers who have not opted out of such program?

I further certify that the above is a true and complete Abstract of Votes and was prepared in my presence on April 10, 2012.

Nancy Schultz Koots
Nancy Schultz Koots, County Clerk
The County of Will, Illinois

Statement of Votes Cast

Grundy County, IL

2012 General Primary

SOVC For Jurisdiction Wide, All Counters, All Races

Official Results

Date:04/05/12

Time:10:43:51

Page:73 of 80

Braidwood City Electrical

	Reg. Voters	Vote For	Times Counted	Total Votes	Times Over Voted	Number Of Under Votes	YES		NO
Jurisdiction Wide									
Aux Sable I	-	-	-	-	-	-	-	-	-
Aux Sable II	-	-	-	-	-	-	-	-	-
Aux Sable III	-	-	-	-	-	-	-	-	-
Aux Sable IV	-	-	-	-	-	-	-	-	-
Aux Sable V	-	-	-	-	-	-	-	-	-
Aux Sable VI	-	-	-	-	-	-	-	-	-
Aux Sable VII	-	-	-	-	-	-	-	-	-
Braceville I	-	-	-	-	-	-	-	-	-
Braceville II	2	1	2	2	0	0	0	0.00%	2 100.00%
Braceville III	-	-	-	-	-	-	-	-	-
Braceville IV	-	-	-	-	-	-	-	-	-
Erienna I	-	-	-	-	-	-	-	-	-
Erienna II	-	-	-	-	-	-	-	-	-
Felix I	-	-	-	-	-	-	-	-	-
Felix II	-	-	-	-	-	-	-	-	-
Felix III	-	-	-	-	-	-	-	-	-
Felix IV	-	-	-	-	-	-	-	-	-
Garfield I	-	-	-	-	-	-	-	-	-
Garfield II	-	-	-	-	-	-	-	-	-
Goodfarm I	-	-	-	-	-	-	-	-	-
Goose Lake I	-	-	-	-	-	-	-	-	-
Goose Lake II	-	-	-	-	-	-	-	-	-
Greenfield I	-	-	-	-	-	-	-	-	-
Greenfield II	-	-	-	-	-	-	-	-	-
Highland I	-	-	-	-	-	-	-	-	-
Maine I	-	-	-	-	-	-	-	-	-
Mazon I	-	-	-	-	-	-	-	-	-
Morris I	-	-	-	-	-	-	-	-	-
Morris II	-	-	-	-	-	-	-	-	-
Morris III	-	-	-	-	-	-	-	-	-
Morris IV	-	-	-	-	-	-	-	-	-
Morris V	-	-	-	-	-	-	-	-	-
Morris VI	-	-	-	-	-	-	-	-	-
Morris VII	-	-	-	-	-	-	-	-	-
Nettle Creek I	-	-	-	-	-	-	-	-	-
Norman I	-	-	-	-	-	-	-	-	-
Saratoga I	-	-	-	-	-	-	-	-	-
Saratoga II	-	-	-	-	-	-	-	-	-
Saratoga III	-	-	-	-	-	-	-	-	-
Saratoga IV	-	-	-	-	-	-	-	-	-
Saratoga V	-	-	-	-	-	-	-	-	-
Vienna I	-	-	-	-	-	-	-	-	-
Wauponsee I	-	-	-	-	-	-	-	-	-
Wauponsee II	-	-	-	-	-	-	-	-	-
Total	2	1	2	2	0	0	0	0.00%	2 100.00%

ABSTRACT OF VOTES

GENERAL PRIMARY ELECTION
MARCH 20, 2012

OFFICIAL RESULTS

01 = BALLOTS CAST

VOTES PERCENT

2,680

CITY OF CREST HILL REFERENDUM

Vote for not more than 1

02 = YES

03 = NO

VOTES PERCENT


1,785 68.55
819 31.45

	01	02	03
0108 JOLIET PCT 001	94	43	44
0109 JOLIET PCT 002	0	0	0
0157 LOCKPORT PCT 013	997	754	212
0158 LOCKPORT PCT 014	232	139	88
0159 LOCKPORT PCT 015	122	86	31
0164 LOCKPORT PCT 020	285	188	91
0165 LOCKPORT PCT 021	243	147	89
0166 LOCKPORT PCT 022	284	179	105
0167 LOCKPORT PCT 023	222	139	80
0236 PLAINFIELD PCT 034	125	68	52
0247 TROY PCT 006	76	42	27

I, the undersigned do hereby certify that on April 10, 2012, I canvassed the returns of an election held on March 20, 2012 for CITY OF CREST HILL and I proclaim that a total of 2,680 voters requested and received ballots and I do further certify that the following Question of Public Policy did receive the number of votes herein recorded and has **PASSED**.

Shall the corporate authorities of the City of Crest Hill, Will County, Illinois be authorized to levy a Non-Home Rule Retailers' Occupation Tax and a Non-Home Rule Service Occupation Tax at the rate of one (1%) percent for expenditures on municipal operations, expenditures on public infrastructure, or property tax relief?

I further certify that the above is a true and complete Abstract of Votes and was prepared in my presence on April 10, 2012.


Nancy Schultz Vooz, County Clerk
The County of Will, Illinois

WILL

ABSTRACT OF VOTES

GENERAL PRIMARY ELECTION
MARCH 20, 2012

OFFICIAL RESULTS

	VOTES	PERCENT		VOTES	PERCENT
01 = BALLOTS CAST	10,987		CITY OF JOLIET REFERENDUM		
			Vote for not more than 1		
			02 = YES	4,749	46.67
			03 = NO	5,426	53.33

	01	02	03
0106 JACKSON PCT 001	28	12	12
0108 JOLIET PCT 001	117	44	65
0109 JOLIET PCT 002	225	109	94
0110 JOLIET PCT 003	147	66	71
0111 JOLIET PCT 004	186	88	82
0112 JOLIET PCT 005	152	58	72
0113 JOLIET PCT 006	111	41	60
0114 JOLIET PCT 007	133	54	61
0115 JOLIET PCT 008	160	67	86
0116 JOLIET PCT 009	141	52	73
0117 JOLIET PCT 010	231	104	110
0118 JOLIET PCT 011	174	62	95
0119 JOLIET PCT 012	111	35	70
0120 JOLIET PCT 013	71	34	31
0121 JOLIET PCT 014	79	31	37
0122 JOLIET PCT 015	34	11	20
0123 JOLIET PCT 016	137	53	75
0124 JOLIET PCT 017	306	134	152
0125 JOLIET PCT 018	364	190	145
0126 JOLIET PCT 019	204	81	114
0127 JOLIET PCT 020	277	129	121
0128 JOLIET PCT 021	296	149	128
0129 JOLIET PCT 022	227	136	72
0130 JOLIET PCT 023	147	71	59
0131 JOLIET PCT 024	140	56	63
0132 JOLIET PCT 025	230	104	114
0133 JOLIET PCT 026	166	80	80
0134 JOLIET PCT 027	68	25	41
0135 JOLIET PCT 028	114	49	52
0136 JOLIET PCT 029	98	35	56
0138 JOLIET PCT 031	180	78	95
0139 JOLIET PCT 032	137	56	70
0141 JOLIET PCT 034	158	66	74
0142 JOLIET PCT 035	115	54	30
0143 JOLIET PCT 036	0	0	0
0144 JOLIET PCT 037	9	6	2
0164 LOCKPORT PCT 020	0	0	0
0181 NEW LENOX PCT 001	155	68	81
0183 NEW LENOX PCT 003	193	81	106
0219 PLAINFIELD PCT 017	106	38	62
0220 PLAINFIELD PCT 018	112	48	55
0221 PLAINFIELD PCT 019	117	44	62
0222 PLAINFIELD PCT 020	131	61	62
0223 PLAINFIELD PCT 021	169	69	90
0224 PLAINFIELD PCT 022	54	26	23
0225 PLAINFIELD PCT 023	92	40	46
0226 PLAINFIELD PCT 024	111	53	50
0227 PLAINFIELD PCT 025	146	61	69
0228 PLAINFIELD PCT 026	106	55	42
0229 PLAINFIELD PCT 027	158	76	75
0230 PLAINFIELD PCT 028	160	56	94
0231 PLAINFIELD PCT 029	163	62	96
0232 PLAINFIELD PCT 030	207	73	120
0233 PLAINFIELD PCT 031	158	60	95
0234 PLAINFIELD PCT 032	143	61	77
0235 PLAINFIELD PCT 033	196	72	116

I, the undersigned do hereby certify that on April 10, 2012, I canvassed the returns of an election held on March 20, 2012 for CITY OF JOLIET and I proclaim that a total of 11,535 voters requested and received ballots and I do further certify that the following Question of Public Policy did receive the number of votes herein recorded and has **FAILED**.

Shall the City of Joliet have the authority to arrange for the supply of electricity for its residential and small commercial retail customers who have not opted out of such program?

I further certify that the above is a true and complete Abstract of Votes and was prepared in my presence on April 10, 2012.

Nancy Schultz Voets
Nancy Schultz Voets, County Clerk
The County of Will, Illinois

WILL

ABSTRACT OF VOTES

GENERAL PRIMARY ELECTION
MARCH 20, 2012

OFFICIAL RESULTS

01 = BALLOTS CAST

VOTES PERCENT
10,987

CITY OF JOLIET REFERENDUM
Vote for not more than 1
02 = YES
03 = NO

VOTES PERCENT
4,749 46.67
5,426 53.33

(CONTINUED FROM PREVIOUS PAGE)

	01	02	03
0236 PLAINFIELD PCT 034	24	9	13
0237 PLAINFIELD PCT 035	149	73	62
0238 PLAINFIELD PCT 036	110	43	61
0242 TROY PCT 001	137	52	73
0243 TROY PCT 002	129	64	56
0244 TROY PCT 003	146	60	82
0245 TROY PCT 004	172	59	105
0246 TROY PCT 005	238	104	113
0247 TROY PCT 006	5	2	3
0249 TROY PCT 008	231	102	118
0250 TROY PCT 009	230	97	124
0252 TROY PCT 011	402	201	164
0253 TROY PCT 012	288	126	142
0257 TROY PCT 016	284	123	141
0259 TROY PCT 018	154	48	99
0260 TROY PCT 019	138	62	67
0264 TROY PCT 023	0	0	0

KENDALL

JURISDICTIONAL CANVASS

CERTIFY TO OVERLAPS

RUN DATE:04/03/12 11:32 AM

GENERAL PRIMARY ELECTION
MARCH 20, 2012

REPORT-EL86 PAGE 001

WITH 7 OF 7 PRECINCTS REPORTING

VOTES PERCENT

VOTES PERCENT

01 = BALLOTS CAST

548

CITY OF JOLIET QUESTION

VOTE FOR 1

02 = YES

169 33.01

03 = NO

343 66.99

04 = OVER VOTES

0

05 = UNDER VOTES

36

	01	02	03	04	05
--	----	----	----	----	----

0601 NA AU SAY 1	8	2	5	0	1
0602 NA AU SAY 2	112	28	74	0	10
0603 NA AU SAY 3	88	38	47	0	3
0604 NA AU SAY 4	116	34	79	0	3
0605 NA AU SAY 5	105	32	65	0	8
0902 SEWARD 2	47	9	36	0	2
0903 SEWARD 3	72	26	37	0	9

ABSTRACT OF VOTES

GENERAL PRIMARY ELECTION
MARCH 20, 2012

OFFICIAL RESULTS

01 = BALLOTS CAST

VOTES PERCENT

3,099

CITY OF LOCKPORT REFERENDUM

Vote for not more than 1

02 = YES

03 = NO

VOTES PERCENT

1,366 45.96


1,606 54.04

	01	02	03
0088 HOMER PCT 001	35	15	17
0097 HOMER PCT 010	90	42	44
0100 HOMER PCT 013	160	62	89
0101 HOMER PCT 014	234	98	121
0102 HOMER PCT 015	386	186	186
0103 HOMER PCT 016	50	22	27
0105 HOMER PCT 018	214	108	101
0149 LOCKPORT PCT 005	73	27	42
0154 LOCKPORT PCT 010	180	75	96
0155 LOCKPORT PCT 011	235	107	119
0156 LOCKPORT PCT 012	161	71	84
0160 LOCKPORT PCT 016	364	155	196
0161 LOCKPORT PCT 017	343	124	206
0162 LOCKPORT PCT 018	307	127	166
0163 LOCKPORT PCT 019	267	147	112

I, the undersigned do hereby certify that on April 10, 2012, I canvassed the returns of an election held on March 20, 2012 for CITY OF LOCKPORT and I proclaim that a total of 3,099 voters requested and received ballots and I do further certify that the following Question of Public Policy did receive the number of votes herein recorded and has **FAILED**.

Shall the City of Lockport have the authority to arrange for the supply of electricity for its residential and small commercial retail customers who have not opted out of such program?

I further certify that the above is a true and complete Abstract of Votes and was prepared in my presence on April 10, 2012.


Nancy Schultz Vook, County Clerk
The County of Will, Illinois

01 = BALLOTS CAST

VOTES PERCENT

VOTES PERCENT

658

CITY OF WILMINGTON REFERENDUM

Vote for not more than 1

02 = YES

282 45.71

03 = NO

335 54.29

	01	02	03
0018 CUSTER PCT 001	8	2	6
0056 FLORENCE PCT 001	34	10	24
0268 WESLEY PCT 001	4	3	1
0300 WILMINGTON PCT 001	172	72	91
0301 WILMINGTON PCT 002	183	87	76
0302 WILMINGTON PCT 003	257	108	137

I, the undersigned do hereby certify that on April 10, 2012, I canvassed the returns of an election held on March 20, 2012 for CITY OF WILMINGTON and I proclaim that a total of 658 voters requested and received ballots and I do further certify that the following Question of Public Policy did receive the number of votes herein recorded and has **FAILED**.

Shall the City of Wilmington have the authority to arrange for the supply of electricity for its residential and small commercial retail customers who have not opted out of such program?

I further certify that the above is a true and complete Abstract of Votes and was prepared in my presence on April 10, 2012.

Nancy Schultz Voots
Nancy Schultz Voots, County Clerk
The County of Will, Illinois

ABSTRACT OF VOTES

GENERAL PRIMARY ELECTION
MARCH 20, 2012

OFFICIAL RESULTS

01 = BALLOTS CAST

VOTES PERCENT

705

VILLAGE OF BEECHER REFERENDUM

Vote for not more than 1

02 = YES

03 = NO

VOTES PERCENT

357 53.05

316 46.95


	01	02	03
0265 WASHINGTON PCT 001	326	173	144
0266 WASHINGTON PCT 002	204	109	82
0267 WASHINGTON PCT 003	175	75	90

0265 WASHINGTON PCT 001
 0266 WASHINGTON PCT 002
 0267 WASHINGTON PCT 003

I, the undersigned do hereby certify that on April 10, 2012, I canvassed the returns of an election held on March 20, 2012 for VILLAGE OF BEECHER and I proclaim that a total of 705 voters requested and received ballots and I do further certify that the following Question of Public Policy did receive the number of votes herein recorded and has **PASSED**.

Shall the Village of Beecher have the authority to arrange for the supply of electricity for its residential and small commercial retail customers who have not opted out of such program?

I further certify that the above is a true and complete Abstract of Votes and was prepared in my presence on April 10, 2012.


 Nancy Schultz Vook, County Clerk
 The County of Will, Illinois

ABSTRACT OF VOTES

GENERAL PRIMARY ELECTION
MARCH 20, 2012

VOTES PERCENT

VOTES PERCENT

01 = BALLOTS CAST

5,802

VILLAGE OF BOLINGBROOK REFERENDUM

Vote for not more than 1

02 = YES

03 = NO

2,996 54.60
2,491 45.40

	01	02	03
0022 DU PAGE PCT 004	217	134	71
0023 DU PAGE PCT 005	248	131	107
0024 DU PAGE PCT 006	268	128	132
0026 DU PAGE PCT 008	162	86	69
0027 DU PAGE PCT 009	157	76	73
0028 DU PAGE PCT 010	179	96	72
0029 DU PAGE PCT 011	214	115	90
0030 DU PAGE PCT 012	225	110	94
0031 DU PAGE PCT 013	209	104	88
0032 DU PAGE PCT 014	233	126	95
0033 DU PAGE PCT 015	295	142	137
0034 DU PAGE PCT 016	246	130	104
0035 DU PAGE PCT 017	180	97	78
0036 DU PAGE PCT 018	207	120	76
0037 DU PAGE PCT 019	193	109	73
0038 DU PAGE PCT 020	166	74	84
0039 DU PAGE PCT 021	206	106	88
0040 DU PAGE PCT 022	228	104	111
0041 DU PAGE PCT 023	120	52	62
0042 DU PAGE PCT 024	173	89	76
0043 DU PAGE PCT 025	208	98	97
0044 DU PAGE PCT 026	179	89	87
0045 DU PAGE PCT 027	169	92	65
0046 DU PAGE PCT 028	161	71	83
0047 DU PAGE PCT 029	146	94	44
0048 DU PAGE PCT 030	166	99	56
0049 DU PAGE PCT 031	133	66	60
0287 WHEATLAND PCT 019	219	102	103
0290 WHEATLAND PCT 022	162	92	59
0295 WHEATLAND PCT 027	133	64	57

I, the undersigned do hereby certify that on April 10, 2012, I canvassed the returns of an election held on March 20, 2012 for VILLAGE OF BOLINGBROOK and I proclaim that a total of 5,984 voters requested and received ballots and I do further certify that the following Question of Public Policy did receive the number of votes herein recorded and has **PASSED**.

Shall the Village of Bolingbrook have the authority to arrange for the supply of electricity for its residential and small commercial retail customers who have not opted out of such program?

I further certify that the above is a true and complete Abstract of Votes and was prepared in my presence on April 10, 2012.

Nancy Schultz Voots
Nancy Schultz Voots, County Clerk
The County of Will, Illinois

VILLAGE OF BOLINGBROOK

2012 General Primary Election

Election Abstract

Tuesday, March 20, 2012

Bolingbrook Prop - Electricity

Vote for ONE

Reg Vtrs: 1,116

Precincts 3

Total votes: 168

Ballots Counted: 182

	80048	80049	80093	Total
Yes	18	32	40	90
No	15	33	30	78
Registered Voters	160	501	455	1,116
Ballots Counted	34	73	75	182

WILL

OFFICIAL RESULTS

ABSTRACT OF VOTES

GENERAL PRIMARY ELECTION
MARCH 20, 2012

VOTES PERCENT

VOTES PERCENT

01 = BALLOTS CAST

VILLAGE OF CHANNAHON REFERENDUM

Vote for not more than 1
02 = YES
03 = NO

612 50.33
604 49.67

	01	02	03
0002 CHANNAHON PCT 002	260	115	138
0003 CHANNAHON PCT 003	299	151	137
0004 CHANNAHON PCT 004	216	109	97
0005 CHANNAHON PCT 005	213	84	120
0263 TROY PCT 022	0	0	0
0264 TROY PCT 023	282	153	112

I, the undersigned do hereby certify that on April 10, 2012, I canvassed the returns of an election held on March 20, 2012 for VILLAGE OF CHANNAHON and I proclaim that a total of 1,528 voters requested and received ballots and I do further certify that the following Question of Public Policy did receive the number of votes herein recorded and has **PASSED**.

Shall the Village of Channahon have the authority to arrange for the supply of electricity for its residential and small commercial retail customers who have not opted out of such program?

I further certify that the above is a true and complete Abstract of Votes and was prepared in my presence on April 10, 2012.


Nancy Schultz Voots, County Clerk
The County of Will, Illinois

Statement of Votes Cast
 Grundy County, IL
 2012 General Primary
 SOVC For Jurisdiction Wide, All Counters, All Races
 Official Results

Date:04/05/12
 Time:10:43:51
 Page:74 of 80

Village Channahon Electrical

	Reg. Voters	Vote For	Times Counted	Total Votes	Times Over Voted	Number Of Under Votes	YES		NO
Jurisdiction Wide									
Aux Sable I	-	-	-	-	-	-	-	-	-
Aux Sable II	1	1	0	0	0	0	0	-	0
Aux Sable III	-	-	-	-	-	-	-	-	-
Aux Sable IV	0	1	0	0	0	0	0	-	0
Aux Sable V	351	1	41	41	0	0	22	53.66%	19 46.34%
Aux Sable VI	1006	1	178	173	0	5	98	56.65%	75 43.35%
Aux Sable VII	299	1	38	38	0	0	18	47.37%	20 52.63%
Braceville I	-	-	-	-	-	-	-	-	-
Braceville II	-	-	-	-	-	-	-	-	-
Braceville III	-	-	-	-	-	-	-	-	-
Braceville IV	-	-	-	-	-	-	-	-	-
Erienna I	-	-	-	-	-	-	-	-	-
Erienna II	-	-	-	-	-	-	-	-	-
Felix I	-	-	-	-	-	-	-	-	-
Felix II	-	-	-	-	-	-	-	-	-
Felix III	-	-	-	-	-	-	-	-	-
Felix IV	-	-	-	-	-	-	-	-	-
Garfield I	-	-	-	-	-	-	-	-	-
Garfield II	-	-	-	-	-	-	-	-	-
Goodfarm I	-	-	-	-	-	-	-	-	-
Goose Lake I	-	-	-	-	-	-	-	-	-
Goose Lake II	0	1	0	0	0	0	0	-	0
Greenfield I	-	-	-	-	-	-	-	-	-
Greenfield II	-	-	-	-	-	-	-	-	-
Highland I	-	-	-	-	-	-	-	-	-
Maine I	-	-	-	-	-	-	-	-	-
Mazon I	-	-	-	-	-	-	-	-	-
Morris I	-	-	-	-	-	-	-	-	-
Morris II	-	-	-	-	-	-	-	-	-
Morris III	-	-	-	-	-	-	-	-	-
Morris IV	-	-	-	-	-	-	-	-	-
Morris V	-	-	-	-	-	-	-	-	-
Morris VI	-	-	-	-	-	-	-	-	-
Morris VII	-	-	-	-	-	-	-	-	-
Nettle Creek I	-	-	-	-	-	-	-	-	-
Norman I	-	-	-	-	-	-	-	-	-
Saratoga I	-	-	-	-	-	-	-	-	-
Saratoga II	1	1	1	1	0	0	0	0.00%	1 100.00%
Saratoga III	-	-	-	-	-	-	-	-	-
Saratoga IV	-	-	-	-	-	-	-	-	-
Saratoga V	-	-	-	-	-	-	-	-	-
Vienna I	-	-	-	-	-	-	-	-	-
Wauponsee I	-	-	-	-	-	-	-	-	-
Wauponsee II	-	-	-	-	-	-	-	-	-
Total	1658	7	258	253	0	5	138	54.55%	115 45.45%

01 = BALLOTS CAST

VOTES PERCENT

0

VILLAGE OF COAL CITY REFERENDUM

Vote for not more than 1

02 = YES

03 = NO

VOTES PERCENT

0

0

01 02 03

0 0 0

0301 WILMINGTON PCT 002

This political subdivision has been canvassed by the election authority in which their principal office is located.

01 = BALLOTS CAST

VOTES PERCENT

1,519

VILLAGE OF CRETE REFERENDUM

Vote for not more than 1

02 = YES

03 = NO

VOTES PERCENT

773 54.59

643 45.41

01 02 03


0006 CRETE PCT 001
0008 CRETE PCT 003
0009 CRETE PCT 004
0010 CRETE PCT 005
0011 CRETE PCT 006
0013 CRETE PCT 008
0014 CRETE PCT 009
0016 CRETE PCT 011

	01	02	03
	1	0	1
	15	8	7
	345	185	137
	292	162	110
	188	93	77
	319	156	140
	328	159	150
	31	10	21

I, the undersigned do hereby certify that on April 10, 2012, I canvassed the returns of an election held on March 20, 2012 for VILLAGE OF CRETE and I proclaim that a total of 1,519 voters requested and received ballots and I do further certify that the following Question of Public Policy did receive the number of votes herein recorded and has **PASSED**.

Shall the Village of Crete have the authority to arrange for the supply of electricity for its residential and small commercial retail customers who have not opted out of such program?

I further certify that the above is a true and complete Abstract of Votes and was prepared in my presence on April 10, 2012.


Nancy Schultz Voets, County Clerk
The County of Will, Illinois

01 = BALLOTS CAST

VOTES PERCENT

0

VILLAGE OF DIAMOND REFERENDUM

Vote for not more than 1

02 = YES

03 = NO

VOTES PERCENT

0

0

01 02 03

0 0 0

0 0 0

0239 REED PCT 001

0301 WILMINGTON PCT 002

This political subdivision has been canvassed by the election authority in which their principal office is located.

01 = BALLOTS CAST

VOTES PERCENT

VOTES PERCENT

VILLAGE OF ELWOOD REFERENDUM

Vote for not more than 1

02 = YES

03 = NO

265 65.59

139 34.41

	01	02	03
0106 JACKSON PCT 001	139	82	51
0107 JACKSON PCT 002	284	183	88

I, the undersigned do hereby certify that on April 10, 2012, I canvassed the returns of an election held on March 20, 2012 for VILLAGE OF ELWOOD and I proclaim that a total of 423 voters requested and received ballots and I do further certify that the following Question of Public Policy did receive the number of votes herein recorded and has **PASSED**.

Shall the Village of Elwood have the authority to arrange for the supply of electricity for its residential and small commercial retail customers who have not opted out of such program?

I further certify that the above is a true and complete Abstract of Votes and was prepared in my presence on April 10, 2012.

Nancy Schultz Votts
Nancy Schultz Votts, County Clerk
The County of Will, Illinois

01 = BALLOTS CAST

VOTES PERCENT

3,103

VILLAGE OF FRANKFORT REFERENDUM

Vote for not more than .1

02 = YES

03 = NO

VOTES PERCENT

1,766 61.13


1,123 38.87

	01	02	03
0064 FRANKFORT PCT 008	41	24	16
0072 FRANKFORT PCT 016	112	72	32
0074 FRANKFORT PCT 018	316	187	105
0077 FRANKFORT PCT 021	325	175	131
0078 FRANKFORT PCT 022	320	185	99
0079 FRANKFORT PCT 023	300	168	110
0080 FRANKFORT PCT 024	204	101	81
0081 FRANKFORT PCT 025	339	226	106
0082 FRANKFORT PCT 026	387	225	125
0083 FRANKFORT PCT 027	242	139	93
0084 FRANKFORT PCT 028	167	77	79
0085 FRANKFORT PCT 029	335	177	141
0086 GREEN GARDEN PCT 001	15	10	5
0173 MONEE PCT 001	0	0	0

I, the undersigned do hereby certify that on April 10, 2012, I canvassed the returns of an election held on March 20, 2012 for VILLAGE OF FRANKFORT and I proclaim that a total of 3,103 voters requested and received ballots and I do further certify that the following Question of Public Policy did receive the number of votes herein recorded and has **PASSED**.

Shall the Village of Frankfort have the authority to arrange for the supply of electricity for its residential and small commercial retail customers who have not opted out of such program?

I further certify that the above is a true and complete Abstract of Votes and was prepared in my presence on April 10, 2012.



Nancy Schultz Voots, County Clerk
The County of Will, Illinois

01 = BALLOTS CAST
VILLAGE OF HOMER GLEN ELECTRICITY REFERENDUM
Vote for not more than 1
02 = YES
03 = NO

VOTES PERCENT
4,893

2,612 55.97
2,055 44.03

VILLAGE OF HOMER GLEN DEER CULLING REFERENDUM
Vote for not more than 1
04 = YES
05 = NO

VOTES PERCENT
1,854 38.75
2,931 61.25

	01	02	03	04	05
0088 HOMER PCT 001	55	28	25	17	36
0089 HOMER PCT 002	440	217	213	178	252
0090 HOMER PCT 003	369	199	156	138	226
0091 HOMER PCT 004	494	248	228	191	295
0092 HOMER PCT 005	339	199	123	153	178
0093 HOMER PCT 006	306	173	125	124	180
0094 HOMER PCT 007	360	196	146	139	213
0095 HOMER PCT 008	333	183	137	155	170
0096 HOMER PCT 009	302	182	110	139	160
0097 HOMER PCT 010	168	105	42	80	68
0098 HOMER PCT 011	356	181	155	122	229
0099 HOMER PCT 012	447	245	178	133	304
0101 HOMER PCT 014	184	103	69	55	126
0103 HOMER PCT 016	263	117	133	77	180
0104 HOMER PCT 017	475	235	214	151	314
0182 NEW LENOX PCT 002	2	1	1	2	0

I, the undersigned do hereby certify that on April 10, 2012, I canvassed the returns of an election held on March 20, 2012 for VILLAGE OF HOMER GLEN and I proclaim that a total of 4,893 voters requested and received ballots and I do further certify that the following Question of Public Policy did receive the number of votes herein recorded and has **PASSED**.

Shall the Village of Homer Glen have the authority to arrange for the supply of electricity for its residential and small commercial retail customers who have not opted out of such program?

I further certify that the above is a true and complete Abstract of Votes and was prepared in my presence on April 10, 2012.

Nancy Schultz Voots
Nancy Schultz Voots, County Clerk
The County of Will, Illinois

I, the undersigned do hereby certify that on April 10, 2012, I canvassed the returns of an election held on March 20, 2012 for VILLAGE OF HOMER GLEN and I proclaim that a total of 4,893 voters requested and received ballots and I do further certify that the following Question of Public Policy did receive the number of votes herein recorded and has **FAILED**.

Shall the Will County Forest Preserve District continue its existing deer culling program within the boundaries of the Village of Homer Glen.

I further certify that the above is a true and complete Abstract of Votes and was prepared in my presence on April 10, 2012.

Nancy Schultz Voots
Nancy Schultz Voots, County Clerk
The County of Will, Illinois

01 = BALLOTS CAST

VOTES PERCENT

2

VILLAGE OF LEMONT REFERENDUM

Vote for not more than 1

02 = YES

03 = NO

VOTES PERCENT

2 100.00

0

01 02 03

2 2 0

0051 DU PAGE PCT 033

This political subdivision has been canvassed by the election authority in which their principal office is located.

01 = BALLOTS CAST

VOTES PERCENT

VOTES PERCENT

1,245

VILLAGE OF MANHATTAN REFERENDUM

Vote for not more than 1

02 = YES

03 = NO


694 57.17
520 42.83

	01	02	03
0169 MANHATTAN PCT 001	317	177	134
0170 MANHATTAN PCT 002	454	251	191
0171 MANHATTAN PCT 003	107	60	41
0172 MANHATTAN PCT 004	367	206	154

I, the undersigned do hereby certify that on April 10, 2012, I canvassed the returns of an election held on March 20, 2012 for VILLAGE OF MANHATTAN and I proclaim that a total of 1,245 voters requested and received ballots and I do further certify that the following Question of Public Policy did receive the number of votes herein recorded and has **PASSED**.

Shall the Village of Manhattan have the authority to arrange for the supply of electricity for its residential and small commercial retail customers who have not opted out of such program?

I further certify that the above is a true and complete Abstract of Votes and was prepared in my presence on April 10, 2012.


Nancy Schultz Voss, County Clerk
The County of Will, Illinois

01 = BALLOTS CAST

VOTES PERCENT

210

VILLAGE OF MINOOKA REFERENDUM

Vote for not more than 1

02 = YES

03 = NO

VOTES PERCENT

100 48.78

105 51.22

01	02	03
210	100	105

0001 CHANNAHON PCT 001

This political subdivision has been canvassed by the election authority in which their principal office is located.

GENERAL PRIMARY ELECTION
MARCH 20, 2012

ABSTRACT OF VOTES

01 = BALLOTS CAST

VOTES PERCENT

2,848

VILLAGE OF MOKENA REFERENDUM

Vote for not more than 1

02 = YES

03 = NO

VOTES PERCENT

1,524 56.24


1,186 43.76

	01	02	03
0057 FRANKFORT PCT 001	152	77	69
0058 FRANKFORT PCT 002	264	142	110
0060 FRANKFORT PCT 004	237	100	119
0061 FRANKFORT PCT 005	252	148	96
0062 FRANKFORT PCT 006	323	155	146
0063 FRANKFORT PCT 007	296	151	125
0064 FRANKFORT PCT 008	0	0	0
0067 FRANKFORT PCT 011	204	112	80
0068 FRANKFORT PCT 012	301	173	125
0069 FRANKFORT PCT 013	253	138	107
0073 FRANKFORT PCT 017	333	194	124
0187 NEW LENOX PCT 007	134	81	46
0188 NEW LENOX PCT 008	99	53	39

I, the undersigned do hereby certify that on April 10, 2012, I canvassed the returns of an election held on March 20, 2012 for VILLAGE OF MOKENA and I proclaim that a total of 2,848 voters requested and received ballots and I do further certify that the following Question of Public Policy did receive the number of votes herein recorded and has **PASSED**.

Shall the Village of Mokena have the authority to arrange for the supply of electricity for its residential and small commercial retail customers who have not opted out of such program?

I further certify that the above is a true and complete Abstract of Votes and was prepared in my presence on April 10, 2012.


Nancy Schultz Voets, County Clerk
The County of Will, Illinois

01 = BALLOTS CAST
VILLAGE OF MONEE ELECTRICITY REFERENDUM
Vote for not more than 1
02 = YES
03 = NO

VOTES PERCENT
825
376 47.78
411 52.22

VILLAGE OF MONEE ELECT CLERK REFERENDUM
Vote for not more than 1
04 = YES
05 = NO

VOTES PERCENT
714 89.14
87 10.86

0173 MONEE PCT 001
0175 MONEE PCT 003
0176 MONEE PCT 004
0180 MONEE PCT 008

	01	02	03	04	05
	0	0	0	0	0
	272	119	142	242	23
	423	214	188	366	44
	130	43	81	106	20

I, the undersigned do hereby certify that on April 10, 2012, I canvassed the returns of an election held on March 20, 2012 for VILLAGE OF MONEE and I proclaim that a total of 825 voters requested and received ballots and I do further certify that the following Question of Public Policy did receive the number of votes herein recorded and has **FAILED**.

Shall the Village of Monee have the authority to arrange for the supply of electricity for its residential and small commercial retail customers who have not opted out of such program?

I further certify that the above is a true and complete Abstract of Votes and was prepared in my presence on April 10, 2012.

Nancy Schultz Voots
Nancy Schultz Voots, County Clerk
The County of Will, Illinois

I, the undersigned do hereby certify that on April 10, 2012, I canvassed the returns of an election held on March 20, 2012 for VILLAGE OF MONEE and I proclaim that a total of 825 voters requested and received ballots and I do further certify that the following Question of Public Policy did receive the number of votes herein recorded and has **PASSED**.

Shall the Clerk in the Village of Monee be elected rather than appointed?

I further certify that the above is a true and complete Abstract of Votes and was prepared in my presence on April 10, 2012.

Nancy Schultz Voots
Nancy Schultz Voots, County Clerk
The County of Will, Illinois

VOTES PERCENT

VOTES PERCENT

01 = BALLOTS CAST

63

VILLAGE OF ORLAND PARK REFERENDUM

Vote for not more than 1

02 = YES

39 73.58

03 = NO

14 26.42

0058 FRANKFORT PCT 002

01	02	03
63	39	14

This political subdivision has been canvassed by the election authority in which their principal office is located.

01 = BALLOTS CAST

VOTES PERCENT

738

VILLAGE OF PEOTONE REFERENDUM

Vote for not more than 1

02 = YES

03 = NO

VOTES PERCENT

382 54.65

317 45.35


0201 PEOTONE PCT 001
0202 PEOTONE PCT 002
0299 WILL PCT 001

	01	02	03
0201 PEOTONE PCT 001	318	154	146
0202 PEOTONE PCT 002	326	181	129
0299 WILL PCT 001	94	47	42

I, the undersigned do hereby certify that on April 10, 2012, I canvassed the returns of an election held on March 20, 2012 for VILLAGE OF PEOTONE and I proclaim that a total of 738 voters requested and received ballots and I do further certify that the following Question of Public Policy did receive the number of votes herein recorded and has **PASSED**.

Shall the Village of Peotone have the authority to arrange for the supply of electricity for its residential and small commercial retail customers who have not opted out of such program?

I further certify that the above is a true and complete Abstract of Votes and was prepared in my presence on April 10, 2012.


Nancy Schultz Voth, County Clerk
The County of Will, Illinois

	VOTES	PERCENT
01 = BALLOTS CAST	368	
VILLAGE OF PARK FOREST ELECTRICITY REFERENDUM		
Vote for not more than 1		
02 = YES	186	53.14
03 = NO	164	46.86

VILLAGE OF PARK FOREST 911 SURCHARGE REFERENDUM

Vote for not more than 1

04 = YES

05 = NO

VOTES	PERCENT
93	26.57
257	73.43

	01	02	03	04	05
0006 CRETE PCT 001	84	42	38	16	63
0173 MONEE PCT 001	169	71	89	42	118
0174 MONEE PCT 002	115	73	37	35	76

This political subdivision has been canvassed by the election authority in which their principal office is located.

01 = BALLOTS CAST

VOTES PERCENT

3,546

VILLAGE OF PLAINFIELD REFERENDUM

Vote for not more than 1

02 = YES

03 = NO

VOTES PERCENT

1,810 53.38

1,581 46.62

	01	02	03
--	----	----	----

0203 PLAINFIELD PCT 001	195	100	88
0204 PLAINFIELD PCT 002	165	86	74
0205 PLAINFIELD PCT 003	141	66	70
0210 PLAINFIELD PCT 008	236	100	126
0211 PLAINFIELD PCT 009	250	133	106
0212 PLAINFIELD PCT 010	265	137	112
0215 PLAINFIELD PCT 013	103	48	49
0216 PLAINFIELD PCT 014	237	113	114
0217 PLAINFIELD PCT 015	170	80	82
0218 PLAINFIELD PCT 016	113	65	47
0224 PLAINFIELD PCT 022	60	34	25
0269 WHEATLAND PCT 001	173	89	79
0284 WHEATLAND PCT 016	58	28	26
0291 WHEATLAND PCT 023	182	90	74
0293 WHEATLAND PCT 025	248	135	104
0294 WHEATLAND PCT 026	235	145	77
0295 WHEATLAND PCT 027	1	1	0
0296 WHEATLAND PCT 028	193	100	83
0297 WHEATLAND PCT 029	280	156	114
0298 WHEATLAND PCT 030	241	104	131

I, the undersigned do hereby certify that on April 10, 2012, I canvassed the returns of an election held on March 20, 2012 for VILLAGE OF PLAINFIELD and I proclaim that a total of 3,667 voters requested and received ballots and I do further certify that the following Question of Public Policy did receive the number of votes herein recorded and has **PASSED**.

Shall the Village of Plainfield have the authority to arrange for the supply of electricity for its residential and small commercial retail customers who have not opted out of such program?

I further certify that the above is a true and complete Abstract of Votes and was prepared in my presence on April 10, 2012.

Nancy Schultz Voots
 Nancy Schultz Voots, County Clerk
 The County of Will, Illinois

KENDALL

JURISDICTIONAL CANVASS

CERTIFY TO OVERLAPS

RUN DATE:04/03/12 11:32 AM

GENERAL PRIMARY ELECTION
MARCH 20, 2012

REPORT-EL86 PAGE 010

WITH 3 OF 3 PRECINCTS REPORTING

VOTES PERCENT

VOTES PERCENT

01 = BALLOTS CAST

121

VILLAGE OF PLAINFIELD QUESTION

VOTE FOR 1

02 = YES

53 44.54

03 = NO

66 55.46

04 = OVER VOTES

0

05 = UNDER VOTES

2

	01	02	03	04	05
0336 OSWEGO 36	109	51	56	0	2
0601 NA AU SAY 1	11	1	10	0	0
0602 NA AU SAY 2	1	1	0	0	0

GENERAL PRIMARY ELECTION
MARCH 20, 2012

VOTES PERCENT

VOTES PERCENT

VILLAGE OF ROCKDALE REFERENDUM

160

Vote for not more than 1

02 = YES

79 51.63

03 = NO

74 48.37

01 = BALLOTS CAST

01	02	03
160	79	74

0140 JOLIET PCT 033

I, the undersigned do hereby certify that on April 10, 2012, I canvassed the returns of an election held on March 20, 2012 for VILLAGE OF ROCKDALE and I proclaim that a total of 160 voters requested and received ballots and I do further certify that the following Question of Public Policy did receive the number of votes herein recorded and has **PASSED**.

Shall the Village of Rockdale have the authority to arrange for the supply of electricity for its residential and small commercial retail customers who have not opted out of such program?

I further certify that the above is a true and complete Abstract of Votes and was prepared in my presence on April 10, 2012.

Nancy Schultz Voets
Nancy Schultz Voets, County Clerk
The County of Will, Illinois

01 = BALLOTS CAST

VOTES PERCENT

2,644

VILLAGE OF ROMEOVILLE REFERENDUM

Vote for not more than 1

02 = YES

03 = NO

VOTES PERCENT

1,570 62.40


946 37.60

	01	02	03
0050 DU PAGE PCT 032	219	142	72
0051 DU PAGE PCT 033	137	74	58
0053 DU PAGE PCT 035	49	30	14
0054 DU PAGE PCT 036	244	159	76
0055 DU PAGE PCT 037	213	121	85
0146 LOCKPORT PCT 002	187	114	70
0147 LOCKPORT PCT 003	180	91	88
0148 LOCKPORT PCT 004	111	49	58
0150 LOCKPORT PCT 006	39	20	17
0151 LOCKPORT PCT 007	166	105	56
0152 LOCKPORT PCT 008	124	68	44
0153 LOCKPORT PCT 009	568	372	153
0208 PLAINFIELD PCT 006	110	64	38
0209 PLAINFIELD PCT 007	134	73	49
0213 PLAINFIELD PCT 011	51	27	22
0214 PLAINFIELD PCT 012	112	61	46

I, the undersigned do hereby certify that on April 10, 2012, I canvassed the returns of an election held on March 20, 2012 for VILLAGE OF ROMEOVILLE and I proclaim that a total of 2,644 voters requested and received ballots and I do further certify that the following Question of Public Policy did receive the number of votes herein recorded and has **PASSED**.

Shall the Village of Romeoville have the authority to arrange for the supply of electricity for its residential and small commercial retail customers who have not opted out of such program?

I further certify that the above is a true and complete Abstract of Votes and was prepared in my presence on April 10, 2012.


Nancy Schultz Vook, County Clerk
The County of Will, Illinois

01 = BALLOTS CAST

VOTES PERCENT

2,366

VILLAGE OF SHOREWOOD REFERENDUM

Vote for not more than 1

02 = YES

03 = NO

VOTES PERCENT

1,522 66.87


754 33.13

	01	02	03
0248 TROY PCT 007	223	156	54
0249 TROY PCT 008	14	8	6
0251 TROY PCT 010	346	199	138
0252 TROY PCT 011	0	0	0
0254 TROY PCT 013	391	280	93
0255 TROY PCT 014	295	193	87
0256 TROY PCT 015	349	206	129
0258 TROY PCT 017	343	219	112
0261 TROY PCT 020	303	199	98
0262 TROY PCT 021	102	62	37

I, the undersigned do hereby certify that on April 10, 2012, I canvassed the returns of an election held on March 20, 2012 for VILLAGE OF SHOREWOOD and I proclaim that a total of 2,366 voters requested and received ballots and I do further certify that the following Question of Public Policy did receive the number of votes herein recorded and has **PASSED**.

Shall the Village of Shorewood have the authority to arrange for the supply of electricity for its residential and small commercial retail customers who have not opted out of such program?

I further certify that the above is a true and complete Abstract of Votes and was prepared in my presence on April 10, 2012.


Nancy Schultz Voots, County Clerk
The County of Will, Illinois

01 = BALLOTS CAST

VOTES PERCENT

862

VILLAGE OF TINLEY PARK REFERENDUM

Vote for not more than 1

02 = YES

03 = NO

VOTES PERCENT

521 64.24

290 35.76

	01	02	03
0059 FRANKFORT PCT 003	292	168	107
0064 FRANKFORT PCT 008	47	32	13
0065 FRANKFORT PCT 009	274	157	103
0066 FRANKFORT PCT 010	249	164	67
0070 FRANKFORT PCT 014	0	0	0

This political subdivision has been canvassed by the election authority in which their principal office is located.

01 = BALLOTS CAST

VOTES PERCENT

14

VILLAGE OF WOODRIDGE REFERENDUM

Vote for not more than 1

02 = YES

03 = NO

VOTES PERCENT

9 64.29

5 35.71

0023 DU PAGE PCT 005
0051 DU PAGE PCT 033

	01	02	03
	12	9	3
	2	0	2

This political subdivision has been canvassed by the election authority in which their principal office is located.

	VOTES	PERCENT		VOTES	PERCENT
01 = BALLOTS CAST	247		WILTON TOWNSHIP REFERENDUM		
			Vote for not more than 1		
			02 = YES	133	54.73
			03 = NO	110	45.27

01	02	03	

247	133	110	


0303 WILTON PCT 001

I, the undersigned do hereby certify that on April 10, 2012, I canvassed the returns of an election held on March 20, 2012 for WILTON TOWNSHIP and I proclaim that a total of 247 voters requested and received ballots and I do further certify that the following Question of Public Policy did receive the number of votes herein recorded and has **PASSED**.

Shall the maximum allowable tax rate for the community building maintenance purposes of Wilton Township be increased to not more than 0.10% of the value of all taxable property of the township as equalized or assessed by the Department of Revenue?

- (1) The approximate amount of taxes extendable at the most recently extended limiting rate is \$9,808.82, and the approximate amount of taxes extendable if the proposition is approved is \$28,105.51
- (2) For the 2012 tax levy year the approximate amount of the additional tax extendable against property continuing a single family residence and having a fair market value of \$100,000 is estimated to be \$21.70.

I further certify that the above is a true and complete Abstract of Votes and was prepared in my presence on April 10, 2012.


Nancy Schultz Vocks, County Clerk
The County of Will, Illinois

01 = BALLOTS CAST

VOTES PERCENT

2,560

MANHATTAN-ELWOOD PUBLIC LIBRARY DISTRICT REFERENDUM

Vote for not more than 1

02 = YES

03 = NO

VOTES PERCENT

1,095 43.44

1,426 56.56

01 02 03


0106 JACKSON PCT 001
0107 JACKSON PCT 002
0169 MANHATTAN PCT 001
0170 MANHATTAN PCT 002
0171 MANHATTAN PCT 003
0172 MANHATTAN PCT 004

375	138	227
431	168	254
426	221	198
477	205	264
484	178	303
367	185	180

I, the undersigned do hereby certify that on April 10, 2012, I canvassed the returns of an election held on March 20, 2012 for MANHATTAN-ELWOOD PUBLIC LIBRARY DISTRICT and I proclaim that a total of 2,560 voters requested and received ballots and I do further certify that the following Question of Public Policy did receive the number of votes herein recorded and has **FAILED**.

Shall the bonds of the Manhattan-Elwood Public Library District, Will County, Illinois, in the amount of \$3,500,000 be issued for the purpose of purchasing a portion of a building to be used as a library, repairing, remodeling and improving said building, furnishing necessary equipment therefor and acquiring library materials (such as books, periodicals, films and recordings) and electronic data storage and retrieval facilities in connection therewith?

I further certify that the above is a true and complete Abstract of Votes and was prepared in my presence on April 10, 2012.


Nancy Schultz Voots, County Clerk
The County of Will, Illinois

	VOTES	PERCENT		VOTES	PERCENT
01 = BALLOTS CAST	580		TAFT SCHOOL DISTRICT 90 REFERENDUM		
			Vote for not more than 1		
			02 = YES	336	58.33
			03 = NO	240	41.67

	01	02	03		


0160 LOCKPORT PCT 016	251	141	108		
0162 LOCKPORT PCT 018	329	195	132		

I, the undersigned do hereby certify that on April 10, 2012, I canvassed the returns of an election held on March 20, 2012 for TAFT SCHOOL DISTRICT NO. 90 and I proclaim that a total of 580 voters requested and received ballots and I do further certify that the following Question of Public Policy did receive the number of votes herein recorded and has **PASSED**.

Shall the Board of Education of Taft School District Number 90, Will County, Illinois, improve the site of and alter, repair and equip the Taft Grade School Building and issue bonds of said School District to the amount of \$3,200,000 for the purpose of paying the costs thereof?

Taft School District Number 90, Will County, Illinois, expects to receive a school construction grant from the State of Illinois in the amount of \$4,722,550 pursuant to the School Construction Law for the school construction project to be financed in part with proceeds of the bonds, based on (i) a grant entitlement from the State Board of Education and (ii) current recognized project costs determined by the Capital Development Board.

I further certify that the above is a true and complete Abstract of Votes and was prepared in my presence on April 10, 2012.


Nancy Schultz Voets, County Clerk
The County of Will, Illinois