



Nancy Schultz Voots

W I L L C O U N T Y C L E R K

**WILL COUNTY
GENERAL
ELECTION
NOVEMBER 2, 2010
JOLIET, ILLINOIS**

**ELECTION SUMMARY
(INCLUDING CITY OF AURORA RESULTS)
WRITE-IN VOTE LISTING
NONPARTISAN CANDIDATES
MISCELLANEOUS REFERENDA**



Nancy Schultz Voots

W I L L C O U N T Y C L E R K

Will County Office Building • 302 N. Chicago Street • Joliet, Illinois 60432

815-740-4794

Fax: 815 • 740 • 4699


Website: www.willclrk.com

E-mail: coclrk@willcountyillinois.com

CERTIFICATE OF CANVASS RESULTS

State of Illinois }
County of Will } SS

I, Nancy Schultz Voots, do hereby certify that on November 23, 2010, I canvassed the returns of the General Election held on November 2, 2010 for the County of Will and the foregoing true and complete Abstract of Votes was prepared in my presence in the office of the County Clerk in Will County, this 23rd day of November, 2010.




Nancy Schultz Voots, County Clerk
The County of Will, Illinois



Nancy Schultz Voots

W I L L C O U N T Y C L E R K



ELECTION SUMMARY

(INCLUDING CITY OF AURORA RESULTS)

ABSTRACT SUMMARY

WILL COUNTY, ILLINOIS
 GENERAL ELECTION
 NOVEMBER 2, 2010

OFFICIAL RESULTS

REPORT-EL45A PAGE 001

	TOTAL VOTES	%	ELECTION DAY	CENTRAL COUNT	PROV/GRACE	CITY OF AURORA	TOTAL COMBINED WITH CITY OF AURORA
PRECINCTS COUNTED (OF 445)	445	100.00					
REGISTERED VOTERS - TOTAL	371,079						
BALLOTS CAST - TOTAL	194,490		171,639	20,171	2,680	2,367	196,857
BALLOTS CAST - BLANK	23	.01	18	3	2		
VOTER TURNOUT - TOTAL		52.41					
VOTER TURNOUT - BLANK		.01					
IL CONSTITUTIONAL AMENDMENT							
Vote for 1							
YES	101,256	63.82	89,364	10,501	1,391	1,527	102,783
NO	57,394	36.18	50,372	6,270	752	679	58,073
Total	158,650		139,736	16,771	2,143		
UNITED STATES SENATOR FULL TERM							
Vote for 1							
Alexander "Alexi" Giannoulis (DEM)	77,631	41.07	69,010	7,233	1,388	1,156	78,787
LeAlan M. Jones (GRN)	5,790	3.06	5,180	524	86	46	5,836
Mark Steven Kirk (REP)	99,533	52.65	87,291	11,267	975	1,083	100,616
Mike Labno (LIB)	5,705	3.02	5,115	498	92	60	5,765
WRITE-IN	378	.20	326	41	11	5	383
Total	189,037		166,922	19,563	2,552		
UNITED STATES SENATOR UNEXPIRED TERM							
Vote for 1							
Alexander "Alexi" Giannoulis (DEM)	77,354	41.16	68,766	7,196	1,392	1,117	78,471
LeAlan M. Jones (GRN)	6,115	3.25	5,450	570	95	60	6,175
Mark Steven Kirk (REP)	98,052	52.17	85,992	11,105	955	1,040	99,092
Mike Labno (LIB)	5,949	3.17	5,334	516	99	72	6,021
WRITE-IN	473	.25	413	47	13	8	481
Total	187,943		165,955	19,434	2,554		
GOVERNOR/LIEUTENANT GOVERNOR							
Vote for 1							
Pat Quinn (DEM)	78,657	40.89	70,187	7,133	1,337	1,129	79,786
Rich Whitney (GRN)	5,412	2.81	4,823	504	85	66	5,478
Bill Brady (REP)	96,763	50.30	84,545	11,217	1,001	1,068	97,831
Lex Green (LIB)	1,920	1.00	1,733	152	35	28	1,948
Scott Lee Cohen (IND)	9,413	4.89	8,364	899	150	67	9,480
WRITE-IN	208	.11	186	16	6	0	208
Total	192,373		169,838	19,921	2,614		
ATTORNEY GENERAL							
Vote for 1							
Lisa Madigan (DEM)	117,186	61.28	104,330	11,069	1,787	1,443	118,629
David F. Black (GRN)	3,691	1.93	3,313	321	57	37	3,728
Steve Kim (REP)	67,324	35.21	58,425	8,184	715	798	68,122
Bill Malan (LIB)	3,022	1.58	2,684	289	49	55	3,077
Total	191,223		168,752	19,863	2,608		

	TOTAL VOTES	%	ELECTION DAY	CENTRAL COUNT	PROV/GRACE	CITY OF AURORA	TOTAL COMBINED WITH CITY OF AURORA
SECRETARY OF STATE							
Vote for 1							
Jesse White (DEM)	129,533	67.90	115,439	12,180	1,914	1,615	131,148
No Candidate Filed (GRN)	0		0	0	0	0	0
Robert Enriquez (REP)	54,594	28.62	47,037	6,983	574	631	55,225
Josh Hanson (LIB)	6,635	3.48	5,938	585	112	87	6,722
Total	190,762		168,414	19,748	2,600		
COMPTROLLER							
Vote for 1							
David E. Miller (DEM)	68,118	35.88	60,544	6,294	1,280	961	69,079
R. Erika Schafer (GRN)	6,185	3.26	5,598	494	93	65	6,250
Judy Baar Topinka (REP)	108,516	57.16	95,070	12,338	1,108	1,220	109,736
Julie Fox (LIB)	7,013	3.69	6,256	657	100	81	7,094
Total	189,832		167,468	19,783	2,581		
TREASURER							
Vote for 1							
Robin Kelly (DEM)	73,911	39.09	65,684	6,875	1,352	1,056	74,967
Scott K. Summers (GRN)	5,728	3.03	5,149	504	75	61	5,789
Dan Rutherford (REP)	105,493	55.80	92,497	11,924	1,072	1,152	106,645
James Pauly (LIB)	3,936	2.08	3,510	359	67	44	3,980
Total	189,068		166,840	19,662	2,566		
REPRESENTATIVE IN CONGRESS 2ND CONGRESSIONAL DISTRICT							
Vote for 1							
Jesse L. Jackson, Jr. (DEM)	2,451	80.65	2,148	264	39		
Anthony W. Williams (GRN)	184	6.05	162	19	3		
Isaac C. Hayes (REP)	404	13.29	349	54	1		
Total	3,039		2,659	337	43		
REPRESENTATIVE IN CONGRESS 11TH CONGRESSIONAL DISTRICT							
Vote for 1							
Deborah "Debbie" Halvorson (DEM)	49,208	45.02	43,740	4,516	952		
No Candidate Filed (GRN)	0		0	0	0		
Adam Kinzinger (REP)	60,087	54.98	52,509	6,941	637		
Total	109,295		96,249	11,457	1,589		
REPRESENTATIVE IN CONGRESS 13TH CONGRESSIONAL DISTRICT							
Vote for 1							
Scott Harper (DEM)	31,282	40.25	27,858	2,936	488	1,097	32,379
No Candidate Filed (GRN)	0		0	0	0	0	0
Judy Biggert (REP)	46,434	59.75	40,931	5,035	468	1,229	47,663
Total	77,716		68,789	7,971	956		
STATE SENATOR 19TH LEGISLATIVE DISTRICT							
Vote for 1							
M. Maggie Crotty (DEM)	2,051	43.60	1,858	164	29		
No Candidate Filed (GRN)	0		0	0	0		
Adam Wojcik (REP)	2,653	56.40	2,410	225	18		
Total	4,704		4,268	389	47		

	TOTAL VOTES	%	ELECTION DAY	CENTRAL COUNT	PROV/GRACE	CITY OF AURORA	TOTAL COMBINED WITH CITY OF AURORA
STATE SENATOR 40TH LEGISLATIVE DISTRICT							
Vote for 1							
Toi W. Hutchinson (DEM)	9,088	48.11	8,039	903	146		
No Candidate Filed (GRN)	0		0	0	0		
Adam Baumgartner (REP)	9,802	51.89	8,770	937	95		
Total	18,890		16,809	1,840	241		
STATE SENATOR 43RD LEGISLATIVE DISTRICT							
Vote for 1							
Arthur "A.J." Wilhelmi (DEM)	38,663	61.18	34,408	3,468	787		
No Candidate Filed (GRN)	0		0	0	0		
Cedra Crenshaw (REP)	24,536	38.82	21,557	2,719	260		
Total	63,199		55,965	6,187	1,047		
REPRESENTATIVE IN THE GENERAL ASSEMBLY 37TH REPRESENTATIVE DISTRICT							
Vote for 1							
Kevin A. McCarthy (DEM)	2,491	52.35	2,276	185	30		
No Candidate Filed (GRN)	0		0	0	0		
Jeffrey L. Junkas (REP)	2,267	47.65	2,040	209	18		
Total	4,758		4,316	394	48		
REPRESENTATIVE IN THE GENERAL ASSEMBLY 48TH REPRESENTATIVE DISTRICT							
Vote for 1							
Barbara Green (DEM)	1,271	34.94	1,106	145	20		
No Candidate Filed (GRN)	0		0	0	0		
Michael G. Connelly (REP)	2,367	65.06	2,029	314	24		
Total	3,638		3,135	459	44		
REPRESENTATIVE IN THE GENERAL ASSEMBLY 75TH REPRESENTATIVE DISTRICT							
Vote for 1							
Careen M. Gordon (DEM)	3,937	45.05	3,574	315	48		
No Candidate Filed (GRN)	0		0	0	0		
Sue Rezin (REP)	4,802	54.95	4,191	548	63		
Total	8,739		7,765	863	111		
REPRESENTATIVE IN THE GENERAL ASSEMBLY 79TH REPRESENTATIVE DISTRICT							
Vote for 1							
Lisa M. Dugan (DEM)	4,594	44.61	4,034	492	68		
George Ochsenfeld (GRN)	1,334	12.96	1,223	97	14		
Nick Been (REP)	4,369	42.43	3,898	424	47		
Total	10,297		9,155	1,013	129		

	TOTAL VOTES	%	ELECTION DAY	CENTRAL	COUNT	PROV/GRACE	CITY OF AURORA	TOTAL COMBINED WITH CITY OF AURORA
REPRESENTATIVE IN THE GENERAL ASSEMBLY 80TH REPRESENTATIVE DISTRICT								
Vote for 1								
Anthony DeLuca (DEM)	6,846	100.00	6,133	619		94		
No Candidate Filed (GRN)	0		0	0		0		
No Candidate Filed (REP)	0		0	0		0		
Total	6,846		6,133	619		94		
REPRESENTATIVE IN THE GENERAL ASSEMBLY 81ST REPRESENTATIVE DISTRICT								
Vote for 1								
John F. Unhoch (DEM)	10,527	25.24	9,287	1,100		140		
No Candidate Filed (GRN)	0		0	0		0		
Renee Kosel (REP)	31,049	74.44	27,018	3,767		264		
WRITE-IN	133	.32	110	19		4		
Total	41,709		36,415	4,886		408		
REPRESENTATIVE IN THE GENERAL ASSEMBLY 82ND REPRESENTATIVE DISTRICT								
Vote for 1								
Matthew T. Mostowik (DEM)	42	22.58	37	5		0		
No Candidate Filed (GRN)	0		0	0		0		
Jim Durkin (REP)	144	77.42	130	12		2		
Total	186		167	17		2		
REPRESENTATIVE IN THE GENERAL ASSEMBLY 84TH REPRESENTATIVE DISTRICT								
Vote for 1								
Dennis Grosskopf (DEM)	12,085	30.99	10,746	1,108		231	969	13,054
No Candidate Filed (GRN)	0		0	0		0	0	0
Tom Cross (REP)	26,916	69.01	23,592	2,983		341	1,341	28,257
Total	39,001		34,338	4,091		572		
REPRESENTATIVE IN THE GENERAL ASSEMBLY 85TH REPRESENTATIVE DISTRICT								
Vote for 1								
Emily McAsey (DEM)	21,740	60.88	19,586	1,822		332		
No Candidate Filed (GRN)	0		0	0		0		
Maripat Oliver (REP)	13,969	39.12	12,182	1,658		129		
Total	35,709		31,768	3,480		461		
REPRESENTATIVE IN THE GENERAL ASSEMBLY 86TH REPRESENTATIVE DISTRICT								
Vote for 1								
Jack McGuire (DEM)	16,675	60.38	14,686	1,524		465		
No Candidate Filed (GRN)	0		0	0		0		
Ryan Eggert (REP)	10,942	39.62	9,646	1,172		124		
Total	27,617		24,332	2,696		589		

ABSTRACT SUMMARY

WILL COUNTY, ILLINOIS
GENERAL ELECTION
NOVEMBER 2, 2010

OFFICIAL RESULTS

REPORT-EL45A

PAGE 005

	TOTAL VOTES	%	ELECTION DAY	CENTRAL COUNT	PROV/GRACE	CITY OF AURORA	TOTAL COMBINED WITH CITY OF AURORA
REPRESENTATIVE IN THE GENERAL ASSEMBLY 96TH REPRESENTATIVE DISTRICT							
Vote for 1							
Dawn DeSart (DEM)	2,934	30.86	2,575	319	40		
No Candidate Filed (GRN)	0		0	0	0		
Darlene Senger (REP)	6,572	69.14	5,803	693	76		
Total	9,506		8,378	1,012	116		
COUNTY CLERK							
Vote for 1							
No Candidate Filed (DEM)	0		0	0	0	0	0
No Candidate Filed (GRN)	0		0	0	0	0	0
Nancy Schultz Voots (REP)	160,912	100.00	141,540	17,276	2,096	1,816	162,728
Total	160,912		141,540	17,276	2,096		
COUNTY TREASURER							
Vote for 1							
Pat McGuire (DEM)	89,471	47.84	79,526	8,396	1,549	1,188	90,659
No Candidate Filed (GRN)	0		0	0	0	0	0
Steve Weber (REP)	97,566	52.16	85,303	11,265	998	1,075	98,641
Total	187,037		164,829	19,661	2,547		
COUNTY SHERIFF							
Vote for 1							
Peter "Pete" Piazza (DEM)	92,521	49.45	82,296	8,716	1,509	1,175	93,696
No Candidate Filed (GRN)	0		0	0	0	0	0
Paul J. Kaupas (REP)	94,569	50.55	82,664	10,875	1,030	1,085	95,654
Total	187,090		164,960	19,591	2,539		
REGIONAL SUPERINTENDENT OF SCHOOLS (DU PAGE COUNTY)							
Vote for 1							
No Candidate Filed (DEM)	0		0	0	0		
No Candidate Filed (GRN)	0		0	0	0		
Darlene J. Ruscitti (REP)	13,941	100.00	12,208	1,565	168		
Total	13,941		12,208	1,565	168		
REGIONAL SUPERINTENDENT OF SCHOOLS (GRUNDY AND KENDALL COUNTIES)							
Vote for 1							
No Candidate Filed (DEM)	0		0	0	0	0	0
No Candidate Filed (GRN)	0		0	0	0	0	0
Paul R. Nordstrom (REP)	344	100.00	306	35	3	1,742	2,086
Total	344		306	35	3		
REGIONAL SUPERINTENDENT OF SCHOOLS (IROQUOIS AND KANKAKEE COUNTIES)							
Vote for 1							
No Candidate Filed (DEM)	0		0	0	0		
No Candidate Filed (GRN)	0		0	0	0		
Kay M. Pangle (REP)	12	100.00	10	1	1		
Total	12		10	1	1		

	TOTAL VOTES	%	ELECTION DAY	CENTRAL COUNT	PROV/GRACE	CITY OF AURORA	TOTAL COMBINED WITH CITY OF AURORA
REGIONAL SUPERINTENDENT OF SCHOOLS (WILL COUNTY)							
Vote for 1							
Jennifer Bertino-Tarrant (DEM)	86,327	51.63	76,986	7,856	1,485		
No Candidate Filed (GRN)	0		0	0	0		
Ron Pemble (REP)	80,890	48.37	70,565	9,510	815		
Total	167,217		147,551	17,366	2,300		
COUNTY BOARD MEMBER DISTRICT 3							
Vote for 3							
Diane Benjamin (DEM)	7,151	18.38	6,320	722	109	1,040	8,191
Anil Saxena (DEM)	4,349	11.18	3,802	482	65	593	4,942
No Candidate Filed (GRN)	0		0	0	0	0	0
Suzanne Hart (REP)	9,669	24.85	8,402	1,165	102	986	10,655
Laurie McPhillips (REP)	8,976	23.07	7,780	1,102	94	934	9,910
Ann Dralle (REP)	8,759	22.51	7,585	1,082	92	803	9,562
Total	38,904		33,889	4,553	462		
COUNTY BOARD MEMBER DISTRICT 5							
Vote for 3							
Judith A. McDermott (DEM)	10,392	16.36	9,344	860	188		
Tim Reilly (DEM)	9,007	14.18	8,089	781	137		
Mike Hilliard (DEM)	7,299	11.49	6,531	644	124		
No Candidate Filed (GRN)	0		0	0	0		
Lee Ann Goodson (REP)	13,210	20.80	11,568	1,488	154		
Brian J. Smith (REP)	11,774	18.54	10,255	1,374	145		
John F. Argoudelis (REP)	11,828	18.62	10,339	1,364	125		
Total	63,510		56,126	6,511	873		
COUNTY BOARD MEMBER DISTRICT 8 (UNEXPIRED)							
Vote for 1							
Denise E. Winfrey (DEM)	8,583	74.69	7,582	721	280		
No Candidate Filed (GRN)	0		0	0	0		
Steve Chamblee (REP)	2,909	25.31	2,512	352	45		
Total	11,492		10,094	1,073	325		
COUNTY BOARD MEMBER DISTRICT 9							
Vote for 3							
Stephen M. Wilhelmi (DEM)	8,899	21.29	7,935	791	173		
Joseph M. Babich (DEM)	7,602	18.19	6,725	732	145		
Walter G. Adamic (DEM)	7,106	17.00	6,306	668	132		
No Candidate Filed (GRN)	0		0	0	0		
Peter R. DeLaney (REP)	6,213	14.86	5,442	698	73		
Christine Boban Merriman (REP)	6,232	14.91	5,458	702	72		
Robert "Bob" Baldwin (REP)	5,745	13.75	5,033	643	69		
Total	41,797		36,899	4,234	664		
12TH JUDICIAL CIRCUIT (WHITE VACANCY)							
Vote for 1							
Gary S. Mueller (DEM)	81,957	44.82	72,915	7,576	1,466	1,128	83,085
No Candidate Filed (GRN)	0		0	0	0	0	0
Michael J. Powers (REP)	100,912	55.18	88,235	11,658	1,019	1,109	102,021
Total	182,869		161,150	19,234	2,485		

	TOTAL VOTES	%	ELECTION DAY	CENTRAL COUNT	PROV/GRACE	CITY OF AURORA	TOTAL COMBINED WITH CITY OF AURORA
12TH JUDICIAL SUBCIRCUIT 1 (PETKA VACANCY)							
Vote for 1							
No Candidate Filed (DEM)	0		0	0	0	0	0
No Candidate Filed (GRN)	0		0	0	0	0	0
Robert P. Livas (REP)	32,420	100.00	28,757	3,241	422	1,740	34,160
Total	32,420		28,757	3,241	422		
12TH JUDICIAL SUBCIRCUIT 3 (A)							
Vote for 1							
John Anderson (DEM)	17,865	50.47	15,890	1,665	310		
No Candidate Filed (GRN)	0		0	0	0		
Ray Nash (REP)	17,529	49.53	15,542	1,802	185		
Total	35,394		31,432	3,467	495		
12TH JUDICIAL SUBCIRCUIT 4 (A)							
Vote for 1							
Carmen Goodman (DEM)	18,576	53.29	16,635	1,634	307		
No Candidate Filed (GRN)	0		0	0	0		
Wayne M. Kwiat, Sr. (REP)	16,280	46.71	14,280	1,851	149		
Total	34,856		30,915	3,485	456		
12TH JUDICIAL SUBCIRCUIT 5 (A)							
Vote for 1							
No Candidate Filed (DEM)	0		0	0	0		
No Candidate Filed (GRN)	0		0	0	0		
Barbara N. "Bobbi" Petrunaro (REP)	38,957	100.00	34,074	4,517	366		
Total	38,957		34,074	4,517	366		
12TH JUDICIAL SUBCIRCUIT 5 (B)							
Vote for 1							
Brian Barrett (DEM)	15,786	34.89	13,988	1,612	186		
No Candidate Filed (GRN)	0		0	0	0		
Raymond E. (Ray) Rossi (REP)	29,459	65.11	25,627	3,583	249		
Total	45,245		39,615	5,195	435		
EAST JOLIET SANITARY DISTRICT TRUSTEE							
Vote for 3							
Jerry D. Ross	194	41.28	179	14	1		
Eddie King	131	27.87	119	11	1		
Jessie Morales	145	30.85	130	14	1		
Total	470		428	39	3		
LOCKPORT HEIGHTS SANITARY DISTRICT TRUSTEE							
Vote for 2							
Roy Adcock	133	46.50	126	7	0		
James Gorecki	153	53.50	139	12	2		
Total	286		265	19	2		

ABSTRACT SUMMARY

WILL COUNTY, ILLINOIS
GENERAL ELECTION
NOVEMBER 2, 2010

OFFICIAL RESULTS

REPORT - EL45A PAGE 008


	TOTAL VOTES	%	ELECTION DAY	CENTRAL COUNT	PROV/GRACE	CITY OF AURORA	TOTAL COMBINED WITH CITY OF AURORA
RETAIN TOM KILBRIDE THIRD JUDICIAL DISTRICT SUPREME							
Vote for 1							
YES	112,064	63.65	98,599	11,834	1,631	1,505	113,569
NO.	64,003	36.35	56,722	6,571	710	551	64,554
Total	176,067		155,321	18,405	2,341		
RETAIN MARY W. McDADE THIRD JUDICIAL DISTRICT APPELLATE							
Vote for 1							
YES	124,213	72.52	109,910	12,581	1,722	1,572	125,785
NO.	47,063	27.48	41,220	5,304	539	458	47,521
Total	171,276		151,130	17,885	2,261		
CITY OF LOCKPORT OCCUPATIONAL TAX REFERENDUM							
Vote for 1							
YES	4,903	65.87	4,492	383	28		
NO.	2,541	34.13	2,214	295	32		
Total	7,444		6,706	678	60		
CITY OF LOCKPORT PENSION REFERENDUM							
Vote for 1							
YES	5,271	73.99	4,744	484	43		
NO.	1,853	26.01	1,683	157	13		
Total	7,124		6,427	641	56		
CITY OF NAPERVILLE TERM LIMIT REFERENDUM							
Vote for 1							
YES	10,252	73.16	8,860	1,265	127		
NO.	3,761	26.84	3,343	371	47		
Total	14,013		12,203	1,636	174		
CITY OF NAPERVILLE PENSION REFORM REFERENDUM							
Vote for 1							
YES	11,665	84.42	10,115	1,415	135		
NO.	2,152	15.58	1,912	211	29		
Total	13,817		12,027	1,626	164		
CITY OF NAPERVILLE ELECT BY DISTRICT REFERENDUM							
Vote for 1							
YES	9,350	70.49	8,121	1,104	125		
NO.	3,915	29.51	3,391	490	34		
Total	13,265		11,512	1,594	159		
VILLAGE OF ORLAND PARK PENSION REFORM REFERENDUM							
Vote for 1							
YES	65	85.53	19	45	1		
NO.	11	14.47	5	6	0		
Total	76		24	51	1		

	TOTAL VOTES	%	ELECTION DAY	CENTRAL COUNT	PROV/GRACE	CITY OF AURORA	TOTAL COMBINED WITH CITY OF AURORA
VILLAGE OF SHOREWOOD OCCUPATIONAL TAX REFERENDUM							
Vote for 1							
YES	3,756	66.96	3,199	520		37	
NO.	1,853	33.04	1,484	329		40	
Total	5,609		4,683	849		77	
MONEE TOWNSHIP AIRPORT REFERENDUM							
Vote for 1							
YES	2,602	55.74	2,249	320		33	
NO.	2,066	44.26	1,831	205		30	
Total	4,668		4,080	525		63	
PEOTONE PARK DISTRICT BOND REFERENDUM							
Vote for 1							
YES	765	52.15	689	72		4	
NO.	702	47.85	614	82		6	
Total	1,467		1,303	154		10	
MANHATTAN-ELWOOD PUBLIC LIBRARY DIST BOND REFERENDUM							
Vote for 1							
YES	1,946	41.30	1,796	131		19	
NO.	2,766	58.70	2,441	291		34	
Total	4,712		4,237	422		53	
MOKENA SCHOOL DISTRICT NO. 159 TAX RATE REFERENDUM							
Vote for 1							
YES	3,216	46.62	2,831	354		31	
NO.	3,682	53.38	3,028	616		38	
Total	6,898		5,859	970		69	
COMMUNITY COLLEGE DISTRICT NO. 502 BOND REFERENDUM							
Vote for 1							
YES	9,302	56.75	8,175	1,007		120	
NO.	7,088	43.25	6,132	872		84	
Total	16,390		14,307	1,879		204	



Nancy Schultz Voots

W I L L C O U N T Y C L E R K



CITY OF AURORA RESULTS

**SUMMARY &
PRECINCT DETAILS**

City of Aurora Election Commission
Will County
Official Election Summary
General Election
November 2, 2010

Date: 11/15/10
Time: 15:55:20
Page: 1 of 3

Registered Voters 5447 - Cards Cast 2367 43.46%

Num. Report Precinct 6 - Num. Reporting 6 100.00%

CONSTITUTION AMENDMENT		
	Total	
Number of Precincts	6	
Precincts Reporting	6	100.0 %
Times Counted	2365/5447	43.4 %
Total Votes	2206	
YES	1527	69.22%
NO	679	30.78%

GOVERNOR/ LIEUTENANT			
		Total	
Number of Precincts		6	
Precincts Reporting		6	100.0 %
Times Counted		2365/5447	43.4 %
Total Votes		2358	
WHITNEY/CRAWFORD	G	66	2.80%
BRADY/PLUMMER	R	1068	45.29%
QUINN/SIMON	D	1129	47.88%
GREEN/RUTLEDGE	LIB	28	1.19%
COHEN/SWILLEY	IND	67	2.84%
ESTILL/JONES (W/I)		0	0.00%
MICHAEL WHITE (W/I)		0	0.00%
CHARLES SYMONDS(W/I)		0	0.00%
Write-in Votes		0	0.00%

US SENATOR - 6 YR		
	Total	
Number of Precincts	6	
Precincts Reporting	6	100.0 %
Times Counted	2367/5447	43.5 %
Total Votes	2353	
LeALAN JONES	G	46 1.95%
MARK KIRK	R	1083 46.03%
ALEX GIANNOULIAS	D	1156 49.13%
MIKE LABNO	LIB	60 2.55%
SUSANNE ATANUS(W/I)		0 0.00%
ROBERT ZADEK (W/I)		0 0.00%
STAN JAGLA (W/I)		0 0.00%
COREY DABNEY (W/I)		2 0.08%
AVNER NAGAR (W/I)		0 0.00%
WILLIE BOYD, JR. (W/I)		1 0.04%
LOWELL M. SEIDA (W/I)		0 0.00%
Write-in Votes		5 0.21%

ATTORNEY GENERAL		
		Total
Number of Precincts		6
Precincts Reporting		6 100.0 %
Times Counted		2365/5447 43.4 %
Total Votes		2333
DAVID BLACK	G	37 1.59%
STEVE KIM	R	798 34.20%
LISA MADIGAN	D	1443 61.85%
BILL MALAN	LIB	55 2.36%

US SENATOR UNEXP		
	Total	
Number of Precincts	6	
Precincts Reporting	6	100.0 %
Times Counted	2367/5447	43.5 %
Total Votes	2300	
LeALAN JONES	G	60 2.61%
MARK KIRK	R	1040 45.22%
ALEX GIANNOULIAS	D	1117 48.57%
MIKE LABNO	LIB	72 3.13%
SUSANNE ATANUS(W/I)		0 0.00%
ROBERT ZADEK (W/I)		0 0.00%
WILL BOYD (W/I)		1 0.04%
INA PINKNEY (W/I)		0 0.00%
COREY DABNEY (W/I)		2 0.09%
STAN JAGLA (W/I)		0 0.00%
LOWELL M. SEIDA (W/I)		0 0.00%
Write-in Votes		8 0.35%

SECRETARY OF STATE		
		Total
Number of Precincts		6
Precincts Reporting		6 100.0 %
Times Counted		2365/5447 43.4 %
Total Votes		2333
ROBERT ENRIQUEZ	R	631 27.05%
JESSE WHITE	D	1615 69.22%
JOSH HANSON	LIB	87 3.73%

COMPROLLER		
		Total
Number of Precincts		6
Precincts Reporting		6 100.0 %
Times Counted		2365/5447 43.4 %
Total Votes		2327
ERIKA SCHAFFER	G	65 2.79%
JUDY TOPINKA	R	1220 52.43%
DAVID MILLER	D	961 41.30%
JULIE FOX	LIB	81 3.48%

City of Aurora Election Commission
Will County
Official Election Summary
General Election
November 2, 2010

Date: 11/15/10
Time: 15:55:20
Page: 2 of 3

Registered Voters 5447 - Cards Cast 2367 43.46%

Num. Report Precinct 6 - Num. Reporting 6 100.00%

STATE TREASURER			
		Total	
Number of Precincts		6	
Precincts Reporting		6	100.0 %
Times Counted	2365/5447		43.4 %
Total Votes		2313	
SCOTT SUMMERS	G	61	2.64%
DAN RUTHERFORD	R	1152	49.81%
ROBIN KELLY	D	1056	45.65%
JAMES PAULY	LIB	44	1.90%

WILL CNTY SHERIFF			
		Total	
Number of Precincts		6	
Precincts Reporting		6	100.0 %
Times Counted	2365/5447		43.4 %
Total Votes		2260	
PAUL KAUPAS	R	1085	48.01%
PETER PIAZZA	D	1175	51.99%

13TH CONGRESS DIST REP			
		Total	
Number of Precincts		6	
Precincts Reporting		6	100.0 %
Times Counted	2367/5447		43.5 %
Total Votes		2326	
JUDY BIGGERT	R	1229	52.84%
SCOTT HARPER	D	1097	47.16%

REG SUPER-GRNDY/KNDDL			
		Total	
Number of Precincts		6	
Precincts Reporting		6	100.0 %
Times Counted	2365/5447		43.4 %
Total Votes		1742	
PAUL NORDSTROM	R	1742	100.00%

84TH GEN ASSEMBLY REP			
		Total	
Number of Precincts		6	
Precincts Reporting		6	100.0 %
Times Counted	2365/5447		43.4 %
Total Votes		2310	
TOM CROSS	R	1341	58.05%
DENNIS GROSSKOPF	D	969	41.95%

WILL CNTY BRD DIST 3			
		Total	
Number of Precincts		6	
Precincts Reporting		6	100.0 %
Times Counted	2365/5447		43.4 %
Total Votes		4356	
SUZANNE HART	R	986	22.64%
LAURIE McPHILLIPS	R	934	21.44%
ANN DRALLE	R	803	18.43%
DIANE BENJAMIN	D	1040	23.88%
ANIL SAXENA	D	593	13.61%

WILL CNTY CLERK			
		Total	
Number of Precincts		6	
Precincts Reporting		6	100.0 %
Times Counted	2365/5447		43.4 %
Total Votes		1816	
NANCY VOOTS	R	1816	100.00%

12th JUD CIR-WILL(WHITE)			
		Total	
Number of Precincts		6	
Precincts Reporting		6	100.0 %
Times Counted	2365/5447		43.4 %
Total Votes		2237	
MICHAEL POWERS	R	1109	49.58%
GARY MUELLER	D	1128	50.42%

WILL CNTY TREASURER			
		Total	
Number of Precincts		6	
Precincts Reporting		6	100.0 %
Times Counted	2365/5447		43.4 %
Total Votes		2263	
STEVE WEBER	R	1075	47.50%
PAT McGUIRE	D	1188	52.50%

12th JUD CIR(PETKA)			
		Total	
Number of Precincts		6	
Precincts Reporting		6	100.0 %
Times Counted	2365/5447		43.4 %
Total Votes		1740	
ROBERT LIVAS	R	1740	100.00%

City of Aurora Election Commission
 Will County
 Official Election Summary
 General Election
 November 2, 2010

Date: 11/15/10
 Time: 15:55:20
 Page: 3 of 3

Registered Voters 5447 - Cards Cast 2367 43.46%

Num. Report Precinct 6 - Num. Reporting 6 100.00%

RETAIN KILBRIDE		Total
Number of Precincts		6
Precincts Reporting		6 100.0 %
Times Counted	2365/5447	43.4 %
Total Votes		2056
YES		1505 73.20%
NO		551 26.80%

RETAIN MCDADE		Total
Number of Precincts		6
Precincts Reporting		6 100.0 %
Times Counted	2365/5447	43.4 %
Total Votes		2030
YES		1572 77.44%
NO		458 22.56%

City of Aurora Election Commission
Will County
Official Final Results
General Election November 2, 2010
Ward 9 Pct 3

Date: 11/22/10
Time: 14:00:04
Page: 1 of 3

Registered Voters 640 - Cards Cast 302 47.19%

Num. Report Precinct 1 - Num. Reporting 1 100.00%

CONSTITUTION AMENDMENT			
		Total	
Number of Precincts		1	
Precincts Reporting		1	100.0 %
Times Counted	300/640		46.9 %
Total Votes		290	
YES		208	71.72%
NO		82	28.28%

GOVERNOR/ LIEUTENANT			
		Total	
Number of Precincts		1	
Precincts Reporting		1	100.0 %
Times Counted	300/640		46.9 %
Total Votes		300	
WHITNEY/CRAWFORD	G	5	1.67%
BRADY/PLUMMER	R	125	41.67%
QUINN/SIMON	D	158	52.67%
GREEN/RUTLEDGE	LIB	3	1.00%
COHEN/SWILLEY	IND	9	3.00%
BSTILL/JONES (W/I)		0	0.00%
MICHAEL WHITE (W/I)		0	0.00%
CHARLES SYMONDS(W/I)		0	0.00%
Write-in Votes		0	0.00%

US SENATOR - 6 YR			
		Total	
Number of Precincts		1	
Precincts Reporting		1	100.0 %
Times Counted	302/640		47.2 %
Total Votes		301	
LeALAN JONES	G	5	1.66%
MARK KIRK	R	134	44.52%
ALEX GIANNOULIAS	D	159	52.82%
MIKE LABNO	LIB	3	1.00%
SUSANNE ATANUS(W/I)		0	0.00%
ROBERT ZADEK (W/I)		0	0.00%
STAN JAGLA (W/I)		0	0.00%
COREY DABNEY (W/I)		0	0.00%
AVNER NAGAR (W/I)		0	0.00%
WILLIE BOYD, JR. (W/I)		0	0.00%
LOWELL M. SEIDA (W/I)		0	0.00%
Write-in Votes		0	0.00%

ATTORNEY GENERAL			
		Total	
Number of Precincts		1	
Precincts Reporting		1	100.0 %
Times Counted	300/640		46.9 %
Total Votes		295	
DAVID BLACK	G	3	1.02%
STEVE KIM	R	86	29.15%
LISA MADIGAN	D	202	68.47%
BILL MALAN	LIB	4	1.36%

US SENATOR UNEXP			
		Total	
Number of Precincts		1	
Precincts Reporting		1	100.0 %
Times Counted	302/640		47.2 %
Total Votes		291	
LeALAN JONES	G	4	1.37%
MARK KIRK	R	131	45.02%
ALEX GIANNOULIAS	D	154	52.92%
MIKE LABNO	LIB	2	0.69%
SUSANNE ATANUS(W/I)		0	0.00%
ROBERT ZADEK (W/I)		0	0.00%
WILL BOYD (W/I)		0	0.00%
INA PINKNEY (W/I)		0	0.00%
COREY DABNEY (W/I)		0	0.00%
STAN JAGLA (W/I)		0	0.00%
LOWELL M. SEIDA (W/I)		0	0.00%
Write-in Votes		0	0.00%

SECRETARY OF STATE			
		Total	
Number of Precincts		1	
Precincts Reporting		1	100.0 %
Times Counted	300/640		46.9 %
Total Votes		297	
ROBERT ENRIQUEZ	R	69	23.23%
JESSE WHITE	D	220	74.07%
JOSH HANSON	LIB	8	2.69%

COMPTROLLER			
		Total	
Number of Precincts		1	
Precincts Reporting		1	100.0 %
Times Counted	300/640		46.9 %
Total Votes		291	
ERIKA SCHAFER	G	7	2.41%
JUDY TOPINKA	R	148	50.86%
DAVID MILLER	D	128	43.99%
JULIE FOX	LIB	8	2.75%

City of Aurora Election Commission
Will County
Official Final Results
General Election November 2, 2010
Ward 9 Pct 3

Date:11/22/10
Time:14:00:04
Page:2 of 3

Registered Voters 640 - Cards Cast 302 47.19%

Num. Report Precinct 1 - Num. Reporting 1 100.00%

STATE TREASURER			
		Total	
Number of Precincts		1	
Precincts Reporting		1	100.0 %
Times Counted		300/640	46.9 %
Total Votes		290	
SCOTT SUMMERS	G	3	1.03%
DAN RUTHERFORD	R	143	49.31%
ROBIN KELLY	D	139	47.93%
JAMES PAULY	LIB	5	1.72%

WILL CNTY SHERIFF			
		Total	
Number of Precincts		1	
Precincts Reporting		1	100.0 %
Times Counted		300/640	46.9 %
Total Votes		287	
PAUL KAUPAS	R	136	47.39%
PETER PIAZZA	D	151	52.61%

13TH CONGRESS DIST REP			
		Total	
Number of Precincts		1	
Precincts Reporting		1	100.0 %
Times Counted		302/640	47.2 %
Total Votes		296	
JUDY BIGGERT	R	157	53.04%
SCOTT HARPER	D	139	46.96%

REG SUPER-GRNDY/KNDLL			
		Total	
Number of Precincts		1	
Precincts Reporting		1	100.0 %
Times Counted		300/640	46.9 %
Total Votes		229	
PAUL NORDSTROM	R	229	100.00%

84TH GEN ASSEMBLY REP			
		Total	
Number of Precincts		1	
Precincts Reporting		1	100.0 %
Times Counted		300/640	46.9 %
Total Votes		294	
TOM CROSS	R	163	55.44%
DENNIS GROSSKOPF	D	131	44.56%

WILL CNTY BRD DIST 3			
		Total	
Number of Precincts		1	
Precincts Reporting		1	100.0 %
Times Counted		300/640	46.9 %
Total Votes		539	
SUZANNE HART	R	118	21.89%
LAURIE McPHILLIPS	R	109	20.22%
ANN DRALLE	R	94	17.44%
DIANE BENJAMIN	D	143	26.53%
ANIL SAXENA	D	75	13.91%

WILL CNTY CLERK			
		Total	
Number of Precincts		1	
Precincts Reporting		1	100.0 %
Times Counted		300/640	46.9 %
Total Votes		235	
NANCY VOOTS	R	235	100.00%

12th JUD CIR-WILL(WHITE)			
		Total	
Number of Precincts		1	
Precincts Reporting		1	100.0 %
Times Counted		300/640	46.9 %
Total Votes		281	
MICHAEL POWERS	R	128	45.55%
GARY MUELLER	D	153	54.45%

WILL CNTY TREASURER			
		Total	
Number of Precincts		1	
Precincts Reporting		1	100.0 %
Times Counted		300/640	46.9 %
Total Votes		288	
STEVE WEBER	R	129	44.79%
PAT McGUIRE	D	159	55.21%

12th JUD CIR(PETKA)			
		Total	
Number of Precincts		1	
Precincts Reporting		1	100.0 %
Times Counted		300/640	46.9 %
Total Votes		223	
ROBERT LIVAS	R	223	100.00%

City of Aurora Election Commission
 Will County
 Official Final Results
 General Election November 2, 2010
 Ward 9 Pct 3

Date: 11/22/10
 Time: 14:00:04
 Page: 3 of 3

Registered Voters 640 - Cards Cast 302 47.19%

Num. Report Precinct 1 - Num. Reporting 1 100.00%

RETAIN KILBRIDE		Total
Number of Precincts		1
Precincts Reporting		1 100.0 %
Times Counted	300/640	46.9 %
Total Votes		254
YES	196	77.17%
NO	58	22.83%

RETAIN MCDADE		Total
Number of Precincts		1
Precincts Reporting		1 100.0 %
Times Counted	300/640	46.9 %
Total Votes		250
YES	208	83.20%
NO	42	16.80%

City of Aurora Election Commission
Will County
Official Final Results
General Election November 2, 2010
Ward 9 Pct 4

Date:11/22/10
Time:14:01:01
Page:1 of 3

Registered Voters 848 - Cards Cast 343 40.45%

Num. Report Precinct 1 - Num. Reporting 1 100.00%

CONSTITUTION AMENDMENT		Total	
Number of Precincts	1		
Precincts Reporting	1	100.0 %	
Times Counted	343/848	40.4 %	
Total Votes	312		
YES	214	68.59%	
NO	98	31.41%	

GOVERNOR/ LIEUTENANT		Total	
Number of Precincts	1		
Precincts Reporting	1	100.0 %	
Times Counted	343/848	40.4 %	
Total Votes	342		
WHITNEY/CRAWFORD	G	7	2.05%
BRADY/FLUMMER	R	146	42.69%
QUINN/SIMON	D	175	51.17%
GREEN/RUTLEDGE	LIB	2	0.58%
COHEN/SWILLEY	IND	12	3.51%
ESTILL/JONES (W/I)		0	0.00%
MICHAEL WHITE (W/I)		0	0.00%
CHARLES SYMONDS(W/I)		0	0.00%
Write-in Votes		0	0.00%

US SENATOR - 6 YR		Total	
Number of Precincts	1		
Precincts Reporting	1	100.0 %	
Times Counted	343/848	40.4 %	
Total Votes	343		
LeALAN JONES	G	5	1.46%
MARK KIRK	R	147	42.86%
ALEX GIANNOULIAS	D	183	53.35%
MIKE LABNO	LIB	7	2.04%
SUSANNE ATANUS(W/I)		0	0.00%
ROBERT ZADEK (W/I)		0	0.00%
STAN JAGLA (W/I)		0	0.00%
COREY DABNEY (W/I)		0	0.00%
AVNER NAGAR (W/I)		0	0.00%
WILLIE BOYD, JR.(W/I)		0	0.00%
LOWELL M.SEIDA (W/I)		0	0.00%
Write-in Votes		1	0.29%

ATTORNEY GENERAL		Total	
Number of Precincts	1		
Precincts Reporting	1	100.0 %	
Times Counted	343/848	40.4 %	
Total Votes	338		
DAVID BLACK	G	3	0.89%
STEVE KIM	R	117	34.62%
LISA MADIGAN	D	209	61.83%
BILL MALAN	LIB	9	2.66%

US SENATOR UNEXP		Total	
Number of Precincts	1		
Precincts Reporting	1	100.0 %	
Times Counted	343/848	40.4 %	
Total Votes	335		
LeALAN JONES	G	5	1.49%
MARK KIRK	R	143	42.69%
ALEX GIANNOULIAS	D	174	51.94%
MIKE LABNO	LIB	11	3.28%
SUSANNE ATANUS(W/I)		0	0.00%
ROBERT ZADEK (W/I)		0	0.00%
WILL BOYD (W/I)		0	0.00%
INA PINKNEY (W/I)		0	0.00%
COREY DABNEY (W/I)		0	0.00%
STAN JAGLA (W/I)		0	0.00%
LOWELL M.SEIDA (W/I)		0	0.00%
Write-in Votes		2	0.60%

SECRETARY OF STATE		Total	
Number of Precincts	1		
Precincts Reporting	1	100.0 %	
Times Counted	343/848	40.4 %	
Total Votes	337		
ROBERT ENRIQUEZ	R	97	28.78%
JESSE WHITE	D	224	66.47%
JOSH HANSON	LIB	16	4.75%

COMPTROLLER		Total	
Number of Precincts	1		
Precincts Reporting	1	100.0 %	
Times Counted	343/848	40.4 %	
Total Votes	340		
ERIKA SCHAFFER	G	9	2.65%
JUDY TOPINKA	R	168	49.41%
DAVID MILLER	D	156	45.88%
JULIE FOX	LIB	7	2.06%

City of Aurora Election Commission
Will County
Official Final Results
General Election November 2, 2010
Ward 9 Pct 4

Date:11/22/10
Time:14:01:01
Page:2 of 3

Registered Voters 848 - Cards Cast 343 40.45%

Num. Report Precinct 1 - Num. Reporting 1 100.00%

STATE TREASURER			
		Total	
Number of Precincts		1	
Precincts Reporting		1	100.0 %
Times Counted		343/848	40.4 %
Total Votes		338	
SCOTT SUMMERS	G	7	2.07%
DAN RUTHERFORD	R	149	44.08%
ROBIN KELLY	D	175	51.78%
JAMES PAULY	LIB	7	2.07%

WILL CNTY SHERIFF			
		Total	
Number of Precincts		1	
Precincts Reporting		1	100.0 %
Times Counted		343/848	40.4 %
Total Votes		332	
PAUL KAUPAS	R	146	43.98%
PETER PIAZZA	D	186	56.02%

13TH CONGRESS DIST REP			
		Total	
Number of Precincts		1	
Precincts Reporting		1	100.0 %
Times Counted		343/848	40.4 %
Total Votes		340	
JUDY BIGGERT	R	166	48.82%
SCOTT HARPER	D	174	51.18%

REG SUPER-GRNDY/KNDLL			
		Total	
Number of Precincts		1	
Precincts Reporting		1	100.0 %
Times Counted		343/848	40.4 %
Total Votes		252	
PAUL NORDSTROM	R	252	100.00%

84TH GEN ASSEMBLY REP			
		Total	
Number of Precincts		1	
Precincts Reporting		1	100.0 %
Times Counted		343/848	40.4 %
Total Votes		340	
TOM CROSS	R	184	54.12%
DENNIS GROSSKOPF	D	156	45.88%

WILL CNTY BRD DIST 3			
		Total	
Number of Precincts		1	
Precincts Reporting		1	100.0 %
Times Counted		343/848	40.4 %
Total Votes		614	
SUZANNE HART	R	131	21.34%
LAURIE McPHILLIPS	R	123	20.03%
ANN DRALLE	R	111	18.08%
DIANE BENJAMIN	D	158	25.73%
ANIL SAXENA	D	91	14.82%

WILL CNTY CLERK			
		Total	
Number of Precincts		1	
Precincts Reporting		1	100.0 %
Times Counted		343/848	40.4 %
Total Votes		263	
NANCY VOOTS	R	263	100.00%

12th JUD CIR-WILL(WHITE)			
		Total	
Number of Precincts		1	
Precincts Reporting		1	100.0 %
Times Counted		343/848	40.4 %
Total Votes		326	
MICHAEL POWERS	R	153	46.93%
GARY MUELLER	D	173	53.07%

WILL CNTY TREASURER			
		Total	
Number of Precincts		1	
Precincts Reporting		1	100.0 %
Times Counted		343/848	40.4 %
Total Votes		331	
STEVE WEBER	R	143	43.20%
PAT McGUIRE	D	188	56.80%

12th JUD CIR(PETKA)			
		Total	
Number of Precincts		1	
Precincts Reporting		1	100.0 %
Times Counted		343/848	40.4 %
Total Votes		254	
ROBERT LIVAS	R	254	100.00%

City of Aurora Election Commission
 Will County
 Official Final Results
 General Election November 2, 2010
 Ward 9 Pct 4

Date:11/22/10
 Time:14:01:01
 Page:3 of 3

Registered Voters 848 - Cards Cast 343 40.45%

Num. Report Precinct 1 - Num. Reporting 1 100.00%

RETAIN KILBRIDE		Total	
Number of Precincts	1		
Precincts Reporting	1	100.0 %	
Times Counted	343/848	40.4 %	
Total Votes	304		
YES	225	74.01%	
NO	79	25.99%	

RETAIN MCDADE		Total	
Number of Precincts	1		
Precincts Reporting	1	100.0 %	
Times Counted	343/848	40.4 %	
Total Votes	302		
YES	243	80.46%	
NO	59	19.54%	

City of Aurora Election Commission
Will County
Official Final Results
General Election November 2, 2010
Ward 9 Pct 5

Date: 11/22/10
Time: 14:01:48
Page: 1 of 3

Registered Voters 1343 - Cards Cast 586 43.63%

Num. Report Precinct 1 - Num. Reporting 1 100.00%

CONSTITUTION AMENDMENT			
	Total		
Number of Precincts	1		
Precincts Reporting	1	100.0 %	
Times Counted	586/1343	43.6 %	
Total Votes	551		
YES	378	68.60%	
NO	173	31.40%	

GOVERNOR/ LIEUTENANT			
	Total		
Number of Precincts	1		
Precincts Reporting	1	100.0 %	
Times Counted	586/1343	43.6 %	
Total Votes	585		
WHITNEY/CRAWFORD	G	16	2.74%
BRADY/PLUMMER	R	262	44.79%
QUINN/SIMON	D	283	48.38%
GREEN/RUTLEDGE	LIB	5	0.85%
COHEN/SWILLEY	IND	19	3.25%
ESTILL/JONES (W/I)		0	0.00%
MICHAEL WHITE (W/I)		0	0.00%
CHARLES SYMONDS(W/I)		0	0.00%
Write-in Votes		0	0.00%

US SENATOR - 6 YR			
	Total		
Number of Precincts	1		
Precincts Reporting	1	100.0 %	
Times Counted	586/1343	43.6 %	
Total Votes	583		
LeALAN JONES	G	16	2.74%
MARK KIRK	R	266	45.63%
ALEX GIANNOULIAS	D	284	48.71%
MIKE LABNO	LIB	15	2.57%
SUSANNE ATANUS(W/I)		0	0.00%
ROBERT ZADEK (W/I)		0	0.00%
STAN JAGLA (W/I)		0	0.00%
COREY DABNEY (W/I)		2	0.34%
AVNER NAGAR (W/I)		0	0.00%
WILLIE BOYD, JR.(W/I)		0	0.00%
LOWELL M. SEIDA (W/I)		0	0.00%
Write-in Votes		0	0.00%

ATTORNEY GENERAL			
	Total		
Number of Precincts	1		
Precincts Reporting	1	100.0 %	
Times Counted	586/1343	43.6 %	
Total Votes	580		
DAVID BLACK	G	7	1.21%
STEVE KIM	R	195	33.62%
LISA MADIGAN	D	363	62.59%
BILL MALAN	LIB	15	2.59%

US SENATOR UNEXP			
	Total		
Number of Precincts	1		
Precincts Reporting	1	100.0 %	
Times Counted	586/1343	43.6 %	
Total Votes	567		
LeALAN JONES	G	19	3.35%
MARK KIRK	R	251	44.27%
ALEX GIANNOULIAS	D	275	48.50%
MIKE LABNO	LIB	20	3.53%
SUSANNE A.TANUS(W/I)		0	0.00%
ROBERT ZADEK (W/I)		0	0.00%
WILL BOYD (W/I)		0	0.00%
INA PINKNEY (W/I)		0	0.00%
COREY DABNEY (W/I)		2	0.35%
STAN JAGLA (W/I)		0	0.00%
LOWELL M. SEIDA (W/I)		0	0.00%
Write-in Votes		0	0.00%

SECRETARY OF STATE			
	Total		
Number of Precincts	1		
Precincts Reporting	1	100.0 %	
Times Counted	586/1343	43.6 %	
Total Votes	580		
ROBERT ENRIQUEZ	R	156	26.90%
JESSE WHITE	D	404	69.66%
JOSH HANSON	LIB	20	3.45%

COMPTROLLER			
	Total		
Number of Precincts	1		
Precincts Reporting	1	100.0 %	
Times Counted	586/1343	43.6 %	
Total Votes	577		
ERIKA SCHAFFER	G	11	1.91%
JUDY TOPINKA	R	302	52.34%
DAVID MILLER	D	244	42.29%
JULIE FOX	LIB	20	3.47%

City of Aurora Election Commission
Will County
Official Final Results
General Election November 2, 2010
Ward 9 Pct 5

Date: 11/22/10
Time: 14:01:48
Page: 2 of 3

Registered Voters 1343 - Cards Cast 586 43.63%

Num. Report Precinct 1 - Num. Reporting 1 100.00%

STATE TREASURER			
		Total	
Number of Precincts		1	
Precincts Reporting		1	100.0 %
Times Counted		586/1343	43.6 %
Total Votes		569	
SCOTT SUMMERS	G	18	3.16%
DAN RUTHERFORD	R	290	50.97%
ROBIN KELLY	D	251	44.11%
JAMES PAULY	LIB	10	1.76%

WILL CNTY SHERIFF			
		Total	
Number of Precincts		1	
Precincts Reporting		1	100.0 %
Times Counted		586/1343	43.6 %
Total Votes		559	
PAUL KAUPAS	R	267	47.76%
PETER PIAZZA	D	292	52.24%

13TH CONGRESS DIST REP			
		Total	
Number of Precincts		1	
Precincts Reporting		1	100.0 %
Times Counted		586/1343	43.6 %
Total Votes		577	
JUDY BIGGERT	R	312	54.07%
SCOTT HARPER	D	265	45.93%

REG SUPER-GRNDY/KNOLL			
		Total	
Number of Precincts		1	
Precincts Reporting		1	100.0 %
Times Counted		586/1343	43.6 %
Total Votes		420	
PAUL NORDSTROM	R	420	100.00%

84TH GEN ASSEMBLY REP			
		Total	
Number of Precincts		1	
Precincts Reporting		1	100.0 %
Times Counted		586/1343	43.6 %
Total Votes		571	
TOM CROSS	R	329	57.62%
DENNIS GROSSKOPF	D	242	42.38%

WILL CNTY BRD DIST 3			
		Total	
Number of Precincts		1	
Precincts Reporting		1	100.0 %
Times Counted		586/1343	43.6 %
Total Votes		1091	
SUZANNE HART	R	249	22.82%
LAURIE McPHILLIPS	R	226	20.71%
ANN DRALLE	R	208	19.07%
DIANE BENJAMIN	D	258	23.65%
ANIL SAXENA	D	150	13.75%

WILL CNTY CLERK			
		Total	
Number of Precincts		1	
Precincts Reporting		1	100.0 %
Times Counted		586/1343	43.6 %
Total Votes		444	
NANCY VOOTS	R	444	100.00%

12th JUD CIR-WILL(WHITE)			
		Total	
Number of Precincts		1	
Precincts Reporting		1	100.0 %
Times Counted		586/1343	43.6 %
Total Votes		557	
MICHAEL POWERS	R	282	50.63%
GARY MUELLER	D	275	49.37%

WILL CNTY TREASURER			
		Total	
Number of Precincts		1	
Precincts Reporting		1	100.0 %
Times Counted		586/1343	43.6 %
Total Votes		561	
STEVE WEBER	R	275	49.02%
PAT McGUIRE	D	286	50.98%

12th JUD CIR(PETKA)			
		Total	
Number of Precincts		1	
Precincts Reporting		1	100.0 %
Times Counted		586/1343	43.6 %
Total Votes		421	
ROBERT LIVAS	R	421	100.00%

City of Aurora Election Commission
Will County
Official Final Results
General Election November 2, 2010
Ward 9 Pct 5

Date:11/22/10
 Time:14:01:48
 Page:3 of 3

Registered Voters 1343 - Cards Cast 586 43.63%

Num, Report Precinct 1 - Num, Reporting 1 100.00%

RETAIN KILBRIDE		Total
Number of Precincts		1
Precincts Reporting		1 100.0 %
Times Counted	586/1343	43.6 %
Total Votes		515
YES		376 73.01%
NO		139 26.99%

RETAIN MCDADE		Total
Number of Precincts		1
Precincts Reporting		1 100.0 %
Times Counted	586/1343	43.6 %
Total Votes		498
YES		383 76.91%
NO		115 23.09%

City of Aurora Election Commission
Will County
Official Final Results
General Election November 2, 2010
Ward 9 Pct 6

Date:11/22/10
Time:14:02:59
Page:1 of 3

Registered Voters 804 - Cards Cast 349 43.41%

Num. Report Precinct 1 - Num. Reporting 1 100.00%

CONSTITUTION AMENDMENT			
	Total		
Number of Precincts	1		
Precincts Reporting	1	100.0 %	
Times Counted	349/804	43.4 %	
Total Votes	339		
YES	240	70.80%	
NO	99	29.20%	

GOVERNOR/ LIBUTENANT			
	Total		
Number of Precincts	1		
Precincts Reporting	1	100.0 %	
Times Counted	349/804	43.4 %	
Total Votes	349		
WHITNEY/CRAWFORD	G	13	3.72%
BRADY/PLUMMER	R	157	44.99%
QUINN/SIMON	D	162	46.42%
GREEN/RUTLEDGE	LIB	8	2.29%
COHEN/SWILLEY	IND	9	2.58%
ESTILL/JONES (W/I)		0	0.00%
MICHAEL WHITE (W/I)		0	0.00%
CHARLES SYMONDS(W/I)		0	0.00%
Write-in Votes		0	0.00%

US SENATOR - 6 YR			
	Total		
Number of Precincts	1		
Precincts Reporting	1	100.0 %	
Times Counted	349/804	43.4 %	
Total Votes	349		
LeALAN JONES	G	6	1.72%
MARK KIRK	R	159	45.56%
ALEX GIANNOULIAS	D	168	48.14%
MIKE LABNO	LIB	16	4.58%
SUSANNE ATANUS(W/I)		0	0.00%
ROBERT ZADEK (W/I)		0	0.00%
STAN JAGLA (W/I)		0	0.00%
CORBY DABNEY (W/I)		0	0.00%
AVNER NAGAR (W/I)		0	0.00%
WILLIE BOYD, JR.(W/I)		0	0.00%
LOWELL M.SEIDA (W/I)		0	0.00%
Write-in Votes		0	0.00%

ATTORNEY GENERAL			
	Total		
Number of Precincts	1		
Precincts Reporting	1	100.0 %	
Times Counted	349/804	43.4 %	
Total Votes	347		
DAVID BLACK	G	9	2.59%
STEVE KIM	R	124	35.73%
LISA MADIGAN	D	208	59.94%
BILL MALAN	LIB	6	1.73%

US SENATOR UNEXP			
	Total		
Number of Precincts	1		
Precincts Reporting	1	100.0 %	
Times Counted	349/804	43.4 %	
Total Votes	344		
LeALAN JONES	G	9	2.62%
MARK KIRK	R	157	45.64%
ALEX GIANNOULIAS	D	166	48.26%
MIKE LABNO	LIB	12	3.49%
SUSANNE ATANUS(W/I)		0	0.00%
ROBERT ZADEK (W/I)		0	0.00%
WILL BOYD (W/I)		0	0.00%
INA PINKNEY (W/I)		0	0.00%
COREY DABNEY (W/I)		0	0.00%
STAN JAGLA (W/I)		0	0.00%
LOWELL M.SEIDA (W/I)		0	0.00%
Write-in Votes		0	0.00%

SECRETARY OF STATE			
	Total		
Number of Precincts	1		
Precincts Reporting	1	100.0 %	
Times Counted	349/804	43.4 %	
Total Votes	347		
ROBERT ENRIQUEZ	R	95	27.38%
JESSE WHITE	D	238	68.59%
JOSH HANSON	LIB	14	4.03%

COMPTROLLER			
	Total		
Number of Precincts	1		
Precincts Reporting	1	100.0 %	
Times Counted	349/804	43.4 %	
Total Votes	346		
ERIKA SCHAFFER	G	11	3.18%
JUDY TOPINKA	R	185	53.47%
DAVID MILLER	D	136	39.31%
JULIE FOX	LIB	14	4.05%

City of Aurora Election Commission
Will County
Official Final Results
General Election November 2, 2010
Ward 9 Pct 6

Date:11/22/10
Time:14:02:59
Page:2 of 3

Registered Voters 804 - Cards Cast 349 43.41%

Num. Report Precinct 1 - Num. Reporting 1 100.00%

STATE TREASURER			
		Total	
Number of Precincts		1	
Precincts Reporting		1	100.0 %
Times Counted		349/804	43.4 %
Total Votes		347	
SCOTT SUMMERS	G	9	2.59%
DAN RUTHERFORD	R	185	53.31%
ROBIN KELLY	D	149	42.94%
JAMES PAULY	LIB	4	1.15%

WILL CNTY SHERIFF			
		Total	
Number of Precincts		1	
Precincts Reporting		1	100.0 %
Times Counted		349/804	43.4 %
Total Votes		342	
PAUL KAUPAS	R	160	46.78%
PETER PIAZZA	D	182	53.22%

13TH CONGRESS DIST REP			
		Total	
Number of Precincts		1	
Precincts Reporting		1	100.0 %
Times Counted		349/804	43.4 %
Total Votes		345	
JUDY BIGGERT	R	178	51.59%
SCOTT HARPER	D	167	48.41%

REG SUPER-GRNDY/KNDLL			
		Total	
Number of Precincts		1	
Precincts Reporting		1	100.0 %
Times Counted		349/804	43.4 %
Total Votes		278	
PAUL NORDSTROM	R	278	100.00%

84TH GEN ASSEMBLY REP			
		Total	
Number of Precincts		1	
Precincts Reporting		1	100.0 %
Times Counted		349/804	43.4 %
Total Votes		344	
TOM CROSS	R	208	60.47%
DENNIS GROSSKOPF	D	136	39.53%

WILL CNTY BRD DIST 3			
		Total	
Number of Precincts		1	
Precincts Reporting		1	100.0 %
Times Counted		349/804	43.4 %
Total Votes		686	
SUZANNE HART	R	156	22.74%
LAURIE McPHILLIPS	R	150	21.87%
ANN DRALLE	R	129	18.80%
DIANE BENJAMIN	D	163	23.76%
ANIL SAXENA	D	88	12.83%

WILL CNTY CLERK			
		Total	
Number of Precincts		1	
Precincts Reporting		1	100.0 %
Times Counted		349/804	43.4 %
Total Votes		285	
NANCY VOOTS	R	285	100.00%

12th JUD CIR-WILL(WHITE)			
		Total	
Number of Precincts		1	
Precincts Reporting		1	100.0 %
Times Counted		349/804	43.4 %
Total Votes		334	
MICHAEL POWERS	R	166	49.70%
GARY MUELLER	D	168	50.30%

WILL CNTY TREASURER			
		Total	
Number of Precincts		1	
Precincts Reporting		1	100.0 %
Times Counted		349/804	43.4 %
Total Votes		340	
STEVE WEBER	R	161	47.35%
PAT McGUIRE	D	179	52.65%

12th JUD CIR(PETKA)			
		Total	
Number of Precincts		1	
Precincts Reporting		1	100.0 %
Times Counted		349/804	43.4 %
Total Votes		278	
ROBERT LIVAS	R	278	100.00%

City of Aurora Election Commission
 Will County
 Official Final Results
 General Election November 2, 2010
 Ward 9 Pct 6

Date: 11/22/10
 Time: 14:02:59
 Page: 3 of 3

Registered Voters 804 - Cards Cast 349 43.41%

Num. Report Precinct 1 - Num. Reporting 1 100.00%

RETAIN KILBRIDE		Total
Number of Precincts		1
Precincts Reporting		1 100.0 %
Times Counted	349/804	43.4 %
Total Votes		319
YES	238	74.61%
NO	81	25.39%

RETAIN MCDADE		Total
Number of Precincts		1
Precincts Reporting		1 100.0 %
Times Counted	349/804	43.4 %
Total Votes		318
YES	245	77.04%
NO	73	22.96%

City of Aurora Election Commission
Will County
Official Final Results
General Election November 2, 2010
Ward 9 Pct 7

Date:11/22/10
Time:14:04:43
Page:1 of 3

Registered Voters 908 - Cards Cast 439 48.35%

Num. Report Precinct 1 - Num. Reporting 1 100.00%

CONSTITUTION AMENDMENT			
		Total	
Number of Precincts		1	
Precincts Reporting	1	100.0 %	
Times Counted	439/908	48.3 %	
Total Votes		385	
YES		260	67.53%
NO		125	32.47%

GOVERNOR/LIEUTENANT			
		Total	
Number of Precincts		1	
Precincts Reporting	1	100.0 %	
Times Counted	439/908	48.3 %	
Total Votes		435	
WHITNEY/CRAWFORD	G	19	4.37%
BRADY/PLUMMER	R	210	48.28%
QUINN/SIMON	D	187	42.99%
GREEN/RUTLEDGE	LIB	7	1.61%
COHEN/SWILLEY	IND	12	2.76%
ESTILL/JONES (W/I)		0	0.00%
MICHAEL WHITE (W/I)		0	0.00%
CHARLES SYMONDS(W/I)		0	0.00%
Write-in Votes		0	0.00%

US SENATOR - 6 YR			
		Total	
Number of Precincts		1	
Precincts Reporting	1	100.0 %	
Times Counted	439/908	48.3 %	
Total Votes		432	
LeALAN JONES	G	13	3.01%
MARK KIRK	R	206	47.69%
ALEX GIANNOULIAS	D	193	44.68%
MIKE LABNO	LIB	16	3.70%
SUSANNE ATANUS(W/I)		0	0.00%
ROBERT ZADEK (W/I)		0	0.00%
STAN JAGLA (W/I)		0	0.00%
COREY DABNEY (W/I)		0	0.00%
AVNER NAGAR (W/I)		0	0.00%
WILLIE BOYD, JR. (W/I)		0	0.00%
LOWELL M.SEIDA (W/I)		0	0.00%
Write-in Votes		4	0.93%

ATTORNEY GENERAL			
		Total	
Number of Precincts		1	
Precincts Reporting	1	100.0 %	
Times Counted	439/908	48.3 %	
Total Votes		431	
DAVID BLACK	G	8	1.86%
STEVE KIM	R	155	35.96%
LISA MADIGAN	D	255	59.16%
BILL MALAN	LIB	13	3.02%

US SENATOR UNEXP			
		Total	
Number of Precincts		1	
Precincts Reporting	1	100.0 %	
Times Counted	439/908	48.3 %	
Total Votes		423	
LeALAN JONES	G	17	4.02%
MARK KIRK	R	197	46.57%
ALEX GIANNOULIAS	D	184	43.50%
MIKE LABNO	LIB	19	4.49%
SUSANNE ATANUS(W/I)		0	0.00%
ROBERT ZADEK (W/I)		0	0.00%
WILL BOYD (W/I)		0	0.00%
INA PINKNEY (W/I)		0	0.00%
COREY DABNEY (W/I)		0	0.00%
STAN JAGLA (W/I)		0	0.00%
LOWELL M.SEIDA (W/I)		0	0.00%
Write-in Votes		6	1.42%

SECRETARY OF STATE			
		Total	
Number of Precincts		1	
Precincts Reporting	1	100.0 %	
Times Counted	439/908	48.3 %	
Total Votes		429	
ROBERT ENRIQUEZ	R	128	29.84%
JESSE WHITE	D	284	66.20%
JOSH HANSON	LIB	17	3.96%

COMPTROLLER			
		Total	
Number of Precincts		1	
Precincts Reporting	1	100.0 %	
Times Counted	439/908	48.3 %	
Total Votes		428	
ERIKA SCHAFER	G	20	4.67%
JUDY TOPINKA	R	231	53.97%
DAVID MILLER	D	157	36.68%
JULIE FOX	LIB	20	4.67%

City of Aurora Election Commission
Will County
Official Final Results
General Election November 2, 2010
Ward 9 Pct 7

Date:11/22/10
Time:14:04:43
Page:2 of 3

Registered Voters 908 - Cards Cast 439 48.35%

Num. Report Precinct 1 - Num. Reporting 1 100.00%

STATE TREASURER			
		Total	
Number of Precincts		1	
Precincts Reporting		1	100.0 %
Times Counted		439/908	48.3 %
Total Votes		426	
SCOTT SUMMERS	G	19	4.46%
DAN RUTHERFORD	R	211	49.53%
ROBIN KELLY	D	184	43.19%
JAMES PAULY	LIB	12	2.82%

WILL CNTY SHERIFF			
		Total	
Number of Precincts		1	
Precincts Reporting		1	100.0 %
Times Counted		439/908	48.3 %
Total Votes		402	
PAUL KAUPAS	R	206	51.24%
PETER PIAZZA	D	196	48.76%

13TH CONGRESS DIST REP			
		Total	
Number of Precincts		1	
Precincts Reporting		1	100.0 %
Times Counted		439/908	48.3 %
Total Votes		427	
JUDY BIGGERT	R	243	56.91%
SCOTT HARPER	D	184	43.09%

REG SUPER-GRNDY/KNDLL			
		Total	
Number of Precincts		1	
Precincts Reporting		1	100.0 %
Times Counted		439/908	48.3 %
Total Votes		315	
PAUL NORDSTROM	R	315	100.00%

84TH GEN ASSEMBLY REP			
		Total	
Number of Precincts		1	
Precincts Reporting		1	100.0 %
Times Counted		439/908	48.3 %
Total Votes		421	
TOM CROSS	R	255	60.57%
DENNIS GROSSKOPF	D	166	39.43%

WILL CNTY BRD DIST 3			
		Total	
Number of Precincts		1	
Precincts Reporting		1	100.0 %
Times Counted		439/908	48.3 %
Total Votes		745	
SUZANNE HART	R	172	23.09%
LAURIE McPHILLIPS	R	176	23.62%
ANN DRALLE	R	134	17.99%
DIANE BENJAMIN	D	167	22.42%
ANIL SAXENA	D	96	12.89%

WILL CNTY CLERK			
		Total	
Number of Precincts		1	
Precincts Reporting		1	100.0 %
Times Counted		439/908	48.3 %
Total Votes		330	
NANCY VOOTS	R	330	100.00%

12th JUD CIR-WILL(WHITE)			
		Total	
Number of Precincts		1	
Precincts Reporting		1	100.0 %
Times Counted		439/908	48.3 %
Total Votes		404	
MICHAEL POWERS	R	214	52.97%
GARY MUELLER	D	190	47.03%

WILL CNTY TREASURER			
		Total	
Number of Precincts		1	
Precincts Reporting		1	100.0 %
Times Counted		439/908	48.3 %
Total Votes		408	
STEVE WEBER	R	206	50.49%
PAT McGUIRE	D	202	49.51%

12th JUD CIR(PETKA)			
		Total	
Number of Precincts		1	
Precincts Reporting		1	100.0 %
Times Counted		439/908	48.3 %
Total Votes		310	
ROBERT LIVAS	R	310	100.00%

City of Aurora Election Commission
 Will County
 Official Final Results
 General Election November 2, 2010
 Ward 9 Pct 7

Date:11/22/10
 Time:14:04:43
 Page:3 of 3

Registered Voters 908 - Cards Cast 439 48.35%

Num. Report Precinct 1 - Num. Reporting 1 100.00%

RETAIN KILBRIDE		Total
Number of Precincts		1
Precincts Reporting		1 100.0 %
Times Counted	439/908	48.3 %
Total Votes		363
YES		255 70.25%
NO		108 29.75%

RETAIN MCDADE		Total
Number of Precincts		1
Precincts Reporting		1 100.0 %
Times Counted	439/908	48.3 %
Total Votes		360
YES		267 74.17%
NO		93 25.83%

City of Aurora Election Commission
Will County
Official Final Results
General Election November 2, 2010
Ward 9 Pct 8

Date: 11/22/10
Time: 14:05:33
Page: 1 of 3

Registered Voters 904 - Cards Cast 348 38.50%

Num. Report Precinct 1 - Num. Reporting 1 100.00%

CONSTITUTION AMENDMENT		Total	
Number of Precincts	1		
Precincts Reporting	1	100.0 %	
Times Counted	348/904	38.5 %	
Total Votes	329		
YES	227	69.00%	
NO	102	31.00%	

GOVERNOR/ LIEUTENANT		Total	
Number of Precincts	1		
Precincts Reporting	1	100.0 %	
Times Counted	348/904	38.5 %	
Total Votes	347		
WHITNEY/CRAWFORD	G	6	1.73%
BRADY/PLUMMER	R	168	48.41%
QUINN/SIMON	D	164	47.26%
GREEN/RUTLEDGE	LIB	3	0.86%
COHEN/SWILLEY	IND	6	1.73%
ESTILL/JONES (W/I)		0	0.00%
MICHAEL WHITE (W/I)		0	0.00%
CHARLES SYMONDS(W/I)		0	0.00%
Write-in Votes		0	0.00%

US SENATOR - 6 YR		Total	
Number of Precincts	1		
Precincts Reporting	1	100.0 %	
Times Counted	348/904	38.5 %	
Total Votes	345		
LeALAN JONES	G	1	0.29%
MARK KIRK	R	171	49.57%
ALEX GIANNOULIAS	D	169	48.99%
MIKE LABNO	LIB	3	0.87%
SUSANNE ATANUS(W/I)		0	0.00%
ROBERT ZADEK (W/I)		0	0.00%
STAN JAGLA (W/I)		0	0.00%
COREY DABNEY (W/I)		0	0.00%
AVNER NAGAR (W/I)		0	0.00%
WILLIE BOYD, JR.(W/I)		1	0.29%
LOWELL M.SEIDA (W/I)		0	0.00%
Write-in Votes		0	0.00%

ATTORNEY GENERAL		Total	
Number of Precincts	1		
Precincts Reporting	1	100.0 %	
Times Counted	348/904	38.5 %	
Total Votes	342		
DAVID BLACK	G	7	2.05%
STEVE KIM	R	121	35.38%
LISA MADIGAN	D	206	60.23%
BILL MALAN	LIB	8	2.34%

US SENATOR UNEXP		Total	
Number of Precincts	1		
Precincts Reporting	1	100.0 %	
Times Counted	348/904	38.5 %	
Total Votes	340		
LeALAN JONES	G	6	1.76%
MARK KIRK	R	161	47.35%
ALEX GIANNOULIAS	D	164	48.24%
MIKE LABNO	LIB	8	2.35%
SUSANNE ATANUS(W/I)		0	0.00%
ROBERT ZADEK (W/I)		0	0.00%
WILL BOYD (W/I)		1	0.29%
INA PINKNEY (W/I)		0	0.00%
COREY DABNEY (W/I)		0	0.00%
STAN JAGLA (W/I)		0	0.00%
LOWELL M.SEIDA (W/I)		0	0.00%
Write-in Votes		0	0.00%

SECRETARY OF STATE		Total	
Number of Precincts	1		
Precincts Reporting	1	100.0 %	
Times Counted	348/904	38.5 %	
Total Votes	343		
ROBERT ENRIQUEZ	R	86	25.07%
JESSE WHITE	D	245	71.43%
JOSH HANSON	LIB	12	3.50%

COMPTROLLER		Total	
Number of Precincts	1		
Precincts Reporting	1	100.0 %	
Times Counted	348/904	38.5 %	
Total Votes	345		
ERIKA SCHAFER	G	7	2.03%
JUDY TOPINKA	R	186	53.91%
DAVID MILLER	D	140	40.58%
JULIE FOX	LIB	12	3.48%

City of Aurora Election Commission
Will County
Official Final Results
General Election November 2, 2010
Ward 9 Pct 8

Date:11/22/10
Time:14:05:33
Page:2 of 3

Registered Voters 904 - Cards Cast 348 38.50%

Num. Report Precinct 1 - Num. Reporting 1 100.00%

STATE TREASURER			
		Total	
Number of Precincts		1	
Precincts Reporting		1	100.0 %
Times Counted		348/904	38.5 %
Total Votes		343	
SCOTT SUMMERS	G	5	1.46%
DAN RUTHERFORD	R	174	50.73%
ROBIN KELLY	D	158	46.06%
JAMES PAULY	LIB	6	1.75%

WILL CNTY SHERIFF			
		Total	
Number of Precincts		1	
Precincts Reporting		1	100.0 %
Times Counted		348/904	38.5 %
Total Votes		338	
PAUL KAUPAS	R	170	50.30%
PETER PIAZZA	D	168	49.70%

13TH CONGRESS DIST REP			
		Total	
Number of Precincts		1	
Precincts Reporting		1	100.0 %
Times Counted		348/904	38.5 %
Total Votes		341	
JUDY BIGGERT	R	173	50.73%
SCOTT HARPER	D	168	49.27%

REG SUPER-GRNDY/KNDLL			
		Total	
Number of Precincts		1	
Precincts Reporting		1	100.0 %
Times Counted		348/904	38.5 %
Total Votes		248	
PAUL NORDSTROM	R	248	100.00%

84TH GEN ASSEMBLY REP			
		Total	
Number of Precincts		1	
Precincts Reporting		1	100.0 %
Times Counted		348/904	38.5 %
Total Votes		340	
TOM CROSS	R	202	59.41%
DENNIS GROSSKOPF	D	138	40.59%

WILL CNTY BRD DIST 3			
		Total	
Number of Precincts		1	
Precincts Reporting		1	100.0 %
Times Counted		348/904	38.5 %
Total Votes		681	
SUZANNE HART	R	160	23.49%
LAURIE McPHILLIPS	R	150	22.03%
ANN DRALLE	R	127	18.65%
DIANE BENJAMIN	D	151	22.17%
ANIL SAXENA	D	93	13.66%

WILL CNTY CLERK			
		Total	
Number of Precincts		1	
Precincts Reporting		1	100.0 %
Times Counted		348/904	38.5 %
Total Votes		259	
NANCY VOOTS	R	259	100.00%

12th JUD CIR-WILL(WHITE)			
		Total	
Number of Precincts		1	
Precincts Reporting		1	100.0 %
Times Counted		348/904	38.5 %
Total Votes		335	
MICHAEL POWERS	R	166	49.55%
GARY MUELLER	D	169	50.45%

WILL CNTY TREASURER			
		Total	
Number of Precincts		1	
Precincts Reporting		1	100.0 %
Times Counted		348/904	38.5 %
Total Votes		335	
STEVE WEBER	R	161	48.06%
PAT McGUIRE	D	174	51.94%

12th JUD CIR(PETKA)			
		Total	
Number of Precincts		1	
Precincts Reporting		1	100.0 %
Times Counted		348/904	38.5 %
Total Votes		254	
ROBERT LIVAS	R	254	100.00%

City of Aurora Election Commission
 Will County
 Official Final Results
 General Election November 2, 2010
 Ward 9 Pct 8

Date: 11/22/10
 Time: 14:05:33
 Page: 3 of 3

Registered Voters 904 - Cards Cast 348 38.50%

Num. Report Precinct 1 - Num. Reporting 1 100.00%

RETAIN KILBRIDE		Total
Number of Precincts		1
Precincts Reporting	1	100.0 %
Times Counted	348/904	38.5 %
Total Votes		301
YES	215	71.43%
NO	86	28.57%

RETAIN MCDADE		Total
Number of Precincts		1
Precincts Reporting	1	100.0 %
Times Counted	348/904	38.5 %
Total Votes		302
YES	226	74.83%
NO	76	25.17%



Nancy Schultz Voots

W I L L C O U N T Y C L E R K



WRITE-INS



Nancy Schultz Voots

W I L L C O U N T Y C L E R K

Will County Clerk's Office • 302 N. Chicago Street • Joliet, Illinois 60432
815 • 740 • 4615 • Fax: 815 • 740 • 4699
Website: www.thewillcountyclerk.com • E-mail: coclrk@willcountyllinois.com

Official Write-In Results November 2, 2010 General Election

Summary Totals

<u>Name</u>	<u>Office</u>	<u>Total Votes</u>
Darren Raichart	U.S. Senator (full term)	9
Robert L. "Bob" Zadek	U.S. Senator (full term)	29
Avner Nagar	U.S. Senator (full term)	0
Susanne Atanus	U.S. Senator (full term)	1
Stan Jagla	U.S. Senator (full term)	2
Will Boyd	U.S. Senator (full term)	14
Lowell M. Seida	U.S. Senator (full term)	0
Corey Dabney	U.S. Senator (full term)	11
Shon-tiyon "Santiago" Horton	U.S. Senator (full term)	0
Susanne Atanus	U.S. Senator (unexpired vacancy)	1
Robert L. "Bob" Zadek	U.S. Senator (unexpired vacancy)	33
Stan Jagla	U.S. Senator (unexpired vacancy)	0
Will Boyd	U.S. Senator (unexpired vacancy)	10
Ina Pinkney	U.S. Senator (unexpired vacancy)	5
Lowell M. Seida	U.S. Senator (unexpired vacancy)	0
Corey Dabney	U.S. Senator (unexpired vacancy)	4
Michael "Mike" White	Governor	16
Charles J. Symonds III	Governor	0
Steve Estill/Larry Jones	Governor/Lt. Governor	3
Gregg Moore	Governor	0
Tim Petty	State Representative, 81st Representative District	7

**For City of Aurora details
refer to that section of this book.**



Nancy Schultz Voots

W I L L C O U N T Y C L E R K

Will County Clerk's Office • 302 N. Chicago Street • Joliet, Illinois 60432
815 • 740 • 4615 • Fax: 815 • 740 • 4699
Website: www.thewillcountyclerk.com • E-mail: coclrk@willcountyillinois.com

Official Write-In Results November 2, 2010 General Election

Darren Raichart U.S. Senator (full term)

<u>Precincts</u>	<u>Election Night</u>	<u>Central Count</u>	<u>Provisional & Grace Period</u>	<u>TOTAL VOTES</u>
Channahon Pcts. 1 - 3	---	---	---	0
Channahon Pct. 4	2	---	---	2
Channahon Pcts. 5 - 9	---	---	---	0
Crete Pcts. 1 - 17	---	---	---	0
Custer Pct. 1	---	---	---	0
DuPage Pcts. 1 - 55	---	---	---	0
Florence Pct. 1	---	---	---	0
Frankfort Pcts. 1 - 42	---	---	---	0
Green Garden Pcts. 1 - 3	---	---	---	0
Homer Pcts. 1 - 28	---	---	---	0
Jackson Pcts. 1 - 4	---	---	---	0
Joliet Pct. 1	---	---	---	0
Joliet Pct. 2	1	---	---	1
Joliet Pcts. 3 - 5	---	---	---	0
Joliet Pct. 6	1	---	---	1
Joliet Pct. 7	1	---	---	1
Joliet Pcts. 8 - 64	---	---	---	0
Lockport Pcts. 1 - 37	---	---	---	0
Manhattan Pcts. 1 - 4	---	---	---	0
Manhattan Pct. 5	1	---	---	1
Monee Pcts. 1 - 12	---	---	---	0
New Lenox Pcts. 1 - 27	---	---	---	0
New Lenox Pct. 28	---	2	---	2
New Lenox Pcts. 29 - 30	---	---	---	0
Peotone Pcts. 1 - 3	---	---	---	0
Plainfield Pcts. 1 - 46	---	---	---	0
Reed Pcts. 1 - 5	---	---	---	0



Nancy Schultz Voots

W I L L C O U N T Y C L E R K

Will County Clerk's Office • 302 N. Chicago Street • Joliet, Illinois 60432
815 • 740 • 4615 • Fax: 815 • 740 • 4699
Website: www.thewillcountyclerk.com • E-mail: coclrk@willcountyillinois.com

Darren Raichart / U.S. Senator (Full Term)

Continued;

<u>Precincts</u>	<u>Election Night</u>	<u>Central Count</u>	<u>Provisional & Grace Period</u>	<u>TOTAL VOTES</u>			
Troy Pcts. 1 - 7	---	---	---	0			
Troy Pct. 8	1	---	---	1			
Troy Pcts. 9 - 30	---	---	---	0			
Washington Pcts. 1 - 4	---	---	---	0			
Wesley Pcts. 1 & 2	---	---	---	0			
Wheatland Pcts. 1 - 40	---	---	---	0			
Will Pct. 1	---	---	---	0			
Wilmington Pcts. 1 - 5	---	---	---	0			
Wilton Pct. 1	---	---	---	0			
<hr/>							
EN:	7	CC:	2	PGP:	0	GT:	9



Nancy Schultz Voots

W I L L C O U N T Y C L E R K

Will County Clerk's Office • 302 N. Chicago Street • Joliet, Illinois 60432
815 • 740 • 4615 • Fax: 815 • 740 • 4699
Website: www.thewillcountyclerk.com • E-mail: coclrk@willcountyillinois.com

Robert L. "Bob" Zadek U.S. Senator (full term)

<u>Precincts</u>	<u>Election Night</u>	<u>Central Count</u>	<u>Provisional & Grace Period</u>	<u>TOTAL VOTES</u>
Channahon Pcts. 1 - 4	---	---	---	0
Channahon Pct. 5	---	1	---	1
Channahon Pcts. 6 - 9	---	---	---	0
Crete Pcts. 1 - 17	---	---	---	0
Custer Pct. 1	---	---	---	0
DuPage Pcts. 1- 25	---	---	---	0
DuPage Pct. 26	1	---	---	1
DuPage Pcts. 27 - 42	---	---	---	0
DuPage Pct. 43	1	---	---	1
DuPage Pcts. 44 - 55	---	---	---	0
Florence Pct. 1	---	---	---	0
Frankfort Pcts. 1 - 5	---	---	---	0
Frankfort Pct. 6	1	---	---	1
Frankfort Pcts. 7 - 15	---	---	---	0
Frankfort Pct. 16	2	---	---	2
Frankfort Pcts. 17 - 30	---	---	---	0
Frankfort Pct. 31	2	---	---	2
Frankfort Pcts. 32 - 42	---	---	---	0
Green Garden Pcts. 1 - 3	---	---	---	0
Homer Pcts. 1 - 12	---	---	---	0
Homer Pct. 13	1	---	---	1
Homer Pcts. 14 - 28	---	---	---	0
Jackson Pcts. 1 - 4	---	---	---	0
Joliet Pcts. 1 - 31	---	---	---	0
Joliet Pct. 32	---	1	---	1
Joliet Pcts. 33 - 64	---	---	---	0
Lockport Pcts. 1 - 37	---	---	---	0
Manhattan Pct. 1	---	1	---	1
Manhattan Pct. 2	1	---	---	1
Manhattan Pct. 3 & 4	---	---	---	0
Manhattan Pct. 5	1	---	---	1



Nancy Schultz Voots

W I L L C O U N T Y C L E R K

Will County Clerk's Office • 302 N. Chicago Street • Joliet, Illinois 60432
815 • 740 • 4615 • Fax: 815 • 740 • 4699
Website: www.thewillcountyclerk.com • E-mail: coclrk@willcountyillinois.com

Robert L. "Bob" Zadek / U.S. Senator (Full Term)

Continued;

<u>Precincts</u>	<u>Election Night</u>	<u>Central Count</u>	<u>Provisional & Grace Period</u>	<u>TOTAL VOTES</u>			
Monee Pcts. 1 - 12	---	---	---	0			
New Lenox Pcts. 1 & 2	---	---	---	0			
New Lenox Pct. 3	---	2	---	2			
New Lenox Pcts. 4 - 26	---	---	---	0			
New Lenox Pct. 27	1	---	---	1			
New Lenox Pcts. 28 - 30	---	---	---	0			
Peotone Pct. 1	---	---	---	0			
Peotone Pct. 2	2	---	---	2			
Peotone Pct. 3	---	---	---	0			
Plainfield Pcts. 1 - 7	---	---	---	0			
Plainfield Pct. 8	2	---	---	2			
Plainfield Pcts. 9 - 12	---	---	---	0			
Plainfield Pct. 13	2	---	---	2			
Plainfield Pcts. 14 - 26	---	---	---	0			
Plainfield Pct. 27	1	---	---	1			
Plainfield Pcts. 28 - 46	---	---	---	0			
Reed Pcts. 1 - 5	---	---	---	0			
Troy Pct. 1	---	---	---	0			
Troy Pct. 2	---	1	---	1			
Troy Pcts. 3 - 30	---	---	---	0			
Washington Pct. 1	---	---	---	0			
Washington Pct. 2	1	---	---	1			
Washington Pcts. 3 & 4	---	---	---	0			
Wesley Pcts. 1 & 2	---	---	---	0			
Wheatland Pcts. 1 - 27	---	---	---	0			
Wheatland Pct. 28	3	---	---	3			
Wheatland Pcts. 29 - 34	---	---	---	0			
Wheatland Pct. 35	1	---	---	1			
Wheatland Pcts. 36 - 40	---	---	---	0			
Will Pct. 1	---	---	---	0			
Wilmington Pcts. 1 - 5	---	---	---	0			
Wilton Pct. 1	---	---	---	0			
EN:	23	CC:	6	PGP:	0	GT:	29



Nancy Schultz Voots

W I L L C O U N T Y C L E R K

Will County Clerk's Office • 302 N. Chicago Street • Joliet, Illinois 60432
815 • 740 • 4615 • Fax: 815 • 740 • 4699
Website: www.thewillcountyclerk.com • E-mail: coclrk@willcountyillinois.com

Avner Nagar U.S. Senator (full term)

<u>Precincts</u>	<u>Election Night</u>	<u>Central Count</u>	<u>Provisional & Grace Period</u>	<u>TOTAL VOTES</u>			
Channahon Pcts. 1 - 9	---	---	---	0			
Crete Pcts. 1 - 17	---	---	---	0			
Custer Pct. 1	---	---	---	0			
DuPage Pcts. 1 - 55	---	---	---	0			
Florence Pct. 1	---	---	---	0			
Frankfort Pcts. 1 - 42	---	---	---	0			
Green Garden Pcts. 1 - 3	---	---	---	0			
Homer Pcts. 1 - 28	---	---	---	0			
Jackson Pcts. 1 - 4	---	---	---	0			
Joliet Pcts. 1 - 64	---	---	---	0			
Lockport Pcts. 1 - 37	---	---	---	0			
Manhattan Pcts. 1 - 5	---	---	---	0			
Monee Pcts. 1 - 12	---	---	---	0			
New Lenox Pcts. 1 - 30	---	---	---	0			
Peotone Pcts. 1 - 3	---	---	---	0			
Plainfield Pcts. 1 - 46	---	---	---	0			
Reed Pcts. 1 - 5	---	---	---	0			
Troy Pcts. 1 - 30	---	---	---	0			
Washington Pcts. 1 - 4	---	---	---	0			
Wesley Pcts. 1- 2	---	---	---	0			
Wheatland Pcts. 1 - 40	---	---	---	0			
Will Pct. 1	---	---	---	0			
Wilmington Pcts. 1 - 5	---	---	---	0			
Wilton Pct. 1	---	---	---	0			
EN:	0	CC:	0	PGP:	0	GT:	0



Nancy Schultz Voots

W I L L C O U N T Y C L E R K

Will County Clerk's Office • 302 N. Chicago Street • Joliet, Illinois 60432
815 • 740 • 4615 • Fax: 815 • 740 • 4699
Website: www.thewillcountyclerk.com • E-mail: coclrk@willcountyillinois.com

Susanne Atanus U.S. Senator (full term)

<u>Precincts</u>	<u>Election Night</u>	<u>Central Count</u>	<u>Provisional & Grace Period</u>	<u>TOTAL VOTES</u>			
Channahon Pcts. 1 - 9	---	---	---	0			
Crete Pcts. 1 - 17	---	---	---	0			
Custer Pct. 1	---	---	---	0			
DuPage Pcts. 1 - 55	---	---	---	0			
Florence Pct. 1	---	---	---	0			
Frankfort Pcts. 1 - 42	---	---	---	0			
Green Garden Pcts. 1 - 3	---	---	---	0			
Homer Pcts. 1 - 28	---	---	---	0			
Jackson Pcts. 1 - 4	---	---	---	0			
Joliet Pcts. 1 - 64	---	---	---	0			
Lockport Pcts. 1 - 37	---	---	---	0			
Manhattan Pcts. 1 - 5	---	---	---	0			
Monee Pcts. 1 - 12	---	---	---	0			
New Lenox Pcts. 1 - 30	---	---	---	0			
Peotone Pcts. 1 - 3	---	---	---	0			
Plainfield Pcts. 1 - 18	---	---	---	0			
Plainfield Pct. 19	1	---	---	1			
Plainfield Pcts. 20 - 46	---	---	---	0			
Reed Pcts. 1 - 5	---	---	---	0			
Troy Pcts. 1 - 30	---	---	---	0			
Washington Pcts. 1 - 4	---	---	---	0			
Wesley Pcts. 1 - 2	---	---	---	0			
Wheatland Pcts. 1 - 40	---	---	---	0			
Will Pct. 1	---	---	---	0			
Wilmington Pcts. 1 - 5	---	---	---	0			
Wilton Pct. 1	---	---	---	0			
EN:	1	CC:	0	PGP:	0	GT:	1



Nancy Schultz Voots

W I L L C O U N T Y C L E R K

Will County Clerk's Office • 302 N. Chicago Street • Joliet, Illinois 60432
815 • 740 • 4615 • Fax: 815 • 740 • 4699
Website: www.thewillcountyclerk.com • E-mail: coclrk@willcountyillinois.com

Stan Jagla U.S. Senator (full term)

<u>Precincts</u>	<u>Election Night</u>	<u>Central Count</u>	<u>Provisional & Grace Period</u>	<u>TOTAL VOTES</u>			
Channahon Pcts. 1 - 9	---	---	---	0			
Crete Pcts. 1 - 17	---	---	---	0			
Custer Pct. 1	---	---	---	0			
DuPage Pcts. 1 - 55	---	---	---	0			
Florence Pct. 1	---	---	---	0			
Frankfort Pcts. 1 - 16	---	---	---	0			
Frankfort Pct. 17	1	---	---	1			
Frankfort Pcts. 18 - 33	---	---	---	0			
Frankfort Pct. 34	---	1	---	1			
Frankfort Pcts. 35 - 42	---	---	---	0			
Green Garden Pcts. 1 - 3	---	---	---	0			
Homer Pcts. 1 - 28	---	---	---	0			
Jackson Pcts. 1 - 4	---	---	---	0			
Joliet Pcts. 1 - 64	---	---	---	0			
Lockport Pcts. 1 - 37	---	---	---	0			
Manhattan Pcts. 1 - 5	---	---	---	0			
Monee Pcts. 1 - 12	---	---	---	0			
New Lenox Pcts. 1 - 30	---	---	---	0			
Peotone Pcts. 1 - 3	---	---	---	0			
Plainfield Pcts. 1 - 46	---	---	---	0			
Reed Pcts. 1 - 5	---	---	---	0			
Troy Pcts. 1 - 30	---	---	---	0			
Washington Pcts. 1 - 4	---	---	---	0			
Wesley Pcts. 1 - 2	---	---	---	0			
Wheatland Pcts. 1 - 40	---	---	---	0			
Will Pct. 1	---	---	---	0			
Wilmington Pcts. 1 - 5	---	---	---	0			
Wilton Pct. 1	---	---	---	0			
EN:	1	CC:	1	PGP:	0	GT:	2



Nancy Schultz Voots

W I L L C O U N T Y C L E R K

Will County Clerk's Office • 302 N. Chicago Street • Joliet, Illinois 60432
815 • 740 • 4615 • Fax: 815 • 740 • 4699
Website: www.thewillcountyclerk.com • E-mail: coclrk@willcountyillinois.com

Will Boyd U.S. Senator (full term)

<u>Precincts</u>	<u>Election Night</u>	<u>Central Count</u>	<u>Provisional & Grace Period</u>	<u>TOTAL VOTES</u>
Channahon Pcts. 1 - 9	---	---	---	0
Crete Pcts. 1 - 17	---	---	---	0
Custer Pct. 1	---	---	---	0
DuPage Pcts. 1 - 25	---	---	---	0
DuPage Pct. 26	1	---	---	1
DuPage Pct. 27	1	---	---	1
DuPage Pcts. 28 - 55	---	---	---	0
Florence Pct. 1	---	---	---	0
Frankfort Pct. 1	1	---	---	1
Frankfort Pcts. 2 - 24	---	---	---	0
Frankfort Pct. 25	1	---	---	1
Frankfort Pcts. 26 - 42	---	---	---	0
Green Garden Pcts. 1 - 3	---	---	---	0
Homer Pcts. 1 - 28	---	---	---	0
Jackson Pcts. 1 - 4	---	---	---	0
Joliet Pcts. 1 - 25	---	---	---	0
Joliet Pct. 26	---	1	---	1
Joliet Pcts. 27 - 64	---	---	---	0
Lockport Pcts. 1 - 20	---	---	---	0
Lockport Pct. 21	1	---	---	1
Lockport Pcts. 22 - 37	---	---	---	0
Manhattan Pcts. 1 - 5	---	---	---	0
Monee Pcts. 1 - 12	---	---	---	0
New Lenox Pcts. 1 - 10	---	---	---	0
New Lenox Pct. 11	1	---	---	1
New Lenox Pcts. 12 - 17	---	---	---	0
New Lenox Pct. 18	1	---	---	1
New Lenox Pcts. 19 - 26	---	---	---	0
New Lenox Pct. 27	1	---	---	1
New Lenox Pcts. 28 - 30	---	---	---	0
Peotone Pcts. 1 - 3	---	---	---	0
Plainfield Pcts. 1 - 46	---	---	---	0
Reed Pcts. 1 - 5	---	---	---	0



Nancy Schultz Voots

W I L L C O U N T Y C L E R K

Will County Clerk's Office • 302 N. Chicago Street • Joliet, Illinois 60432
815 • 740 • 4615 • Fax: 815 • 740 • 4699
Website: www.thewillcountyclerk.com • E-mail: coclrk@willcountyillinois.com

Will Boyd / U.S. Senator (Full Term)

Continued;

<u>Precincts</u>	<u>Election Night</u>	<u>Central Count</u>	<u>Provisional & Grace Period</u>	<u>TOTAL VOTES</u>
Troy Pcts. 1 - 7	---	---	---	0
Troy Pct. 8	1	---	---	1
Troy Pcts. 9 - 14	---	---	---	0
Troy Pct. 15	1	---	---	1
Troy Pct. 16	---	---	---	0
Troy Pct. 17	2	---	---	2
Troy Pcts. 18 - 27	---	---	---	0
Troy Pct. 28	1	---	---	1
Troy Pct. 29 & 30	---	---	---	0
Washington Pcts. 1 - 4	---	---	---	0
Wesley Pcts. 1 & 2	---	---	---	0
Wheatland Pcts. 1 - 40	---	---	---	0
Will Pct. 1	---	---	---	0
Wilmington Pcts. 1 - 5	---	---	---	0
Wilton Pct. 1	---	---	---	0
EN:	13	CC: 1	PGP: 0	GT: 14



Nancy Schultz Voots

W I L L C O U N T Y C L E R K

Will County Clerk's Office • 302 N. Chicago Street • Joliet, Illinois 60432
815 • 740 • 4615 • Fax: 815 • 740 • 4699
Website: www.thewillcountyclerk.com • E-mail: coclrk@willcountyillinois.com

Lowell M. Seida U.S. Senator (full term)

<u>Precincts</u>	<u>Election Night</u>	<u>Central Count</u>	<u>Provisional & Grace Period</u>	<u>TOTAL VOTES</u>			
Channahon Pcts. 1 - 9	---	---	---	0			
Crete Pcts. 1 - 17	---	---	---	0			
Custer Pct. 1	---	---	---	0			
DuPage Pcts. 1 - 55	---	---	---	0			
Florence Pct. 1	---	---	---	0			
Frankfort Pcts. 1 - 42	---	---	---	0			
Green Garden Pcts. 1 - 3	---	---	---	0			
Homer Pcts. 1 - 28	---	---	---	0			
Jackson Pcts. 1 - 4	---	---	---	0			
Joliet Pcts. 1 - 64	---	---	---	0			
Lockport Pcts. 1 - 37	---	---	---	0			
Manhattan Pcts. 1 - 5	---	---	---	0			
Monee Pcts. 1 - 12	---	---	---	0			
New Lenox Pcts. 1 - 30	---	---	---	0			
Peotone Pcts. 1 - 3	---	---	---	0			
Plainfield Pcts. 1 - 46	---	---	---	0			
Reed Pcts. 1 - 5	---	---	---	0			
Troy Pcts. 1 - 30	---	---	---	0			
Washington Pcts. 1 - 4	---	---	---	0			
Wesley Pcts. 1 - 2	---	---	---	0			
Wheatland Pcts. 1 - 40	---	---	---	0			
Will Pct. 1	---	---	---	0			
Wilmington Pcts. 1 - 5	---	---	---	0			
Wilton Pct. 1	---	---	---	0			
EN:	0	CC:	0	PGP:	0	GT:	0



Nancy Schultz Voots

W I L L C O U N T Y C L E R K

Will County Clerk's Office • 302 N. Chicago Street • Joliet, Illinois 60432
815 • 740 • 4615 • Fax: 815 • 740 • 4699
Website: www.thewillcountyclerk.com • E-mail: coclrk@willcountyillinois.com

Corey Dabney U.S. Senator (full term)

<u>Precincts</u>	<u>Election Night</u>	<u>Central Count</u>	<u>Provisional & Grace Period</u>	<u>TOTAL VOTES</u>			
Channahon Pcts. 1 - 9	---	---	---	0			
Crete Pcts. 1 - 17	---	---	---	0			
Custer Pct. 1	---	---	---	0			
DuPage Pcts. 1 - 44	---	---	---	0			
DuPage Pct. 45	1	---	---	1			
DuPage Pcts. 46 - 55	---	---	---	0			
Florence Pct. 1	---	---	---	0			
Frankfort Pcts. 1 - 42	---	---	---	0			
Green Garden Pcts. 1 - 3	---	---	---	0			
Homer Pcts. 1 - 28	---	---	---	0			
Joliet Pcts. 1 - 21	---	---	---	0			
Joliet Pct. 22	1	---	---	1			
Joliet Pcts. 23 - 51	---	---	---	0			
Joliet Pct. 52	1	---	---	1			
Joliet Pcts. 53 - 56	---	---	---	0			
Joliet Pct. 57	1	---	---	1			
Joliet Pcts. 58 - 64	---	---	---	0			
Lockport Pcts. 1 - 37	---	---	---	0			
Manhattan Pcts. 1 - 5	---	---	---	0			
Monee Pcts. 1 - 12	---	---	---	0			
New Lenox Pcts. 1 - 30	---	---	---	0			
Peotone Pcts. 1 - 3	---	---	---	0			
Plainfield Pcts. 1 - 5	---	---	---	0			
Plainfield Pct. 6	1	---	---	1			
Plainfield Pct. 7 - 31	---	---	---	0			
Plainfield Pct. 32	---	---	2	2			
Plainfield Pcts. 33 - 46	---	---	---	0			
Reed Pcts. 1 - 5	---	---	---	0			
Troy Pcts. 1 - 18	---	---	---	0			
Troy Pct. 19	1	---	---	1			
Troy Pcts. 20 - 30	---	---	---	0			
Washington Pcts. 1 - 4	---	---	---	0			
Wesley Pcts. 1 & 2	---	---	---	0			
Wheatland Pcts. 1 - 22	---	---	---	0			
Wheatland Pct. 23	2	---	1	3			
Wheatland Pct. 24 - 40	---	---	---	0			
Will Pct. 1	---	---	---	0			
Wilmington Pcts. 1 - 5	---	---	---	0			
Wilton Pct. 1	---	---	---	0			
EN:	8	CC:	0	PGP:	3	GT:	11



Nancy Schultz Voots

W I L L C O U N T Y C L E R K

Will County Clerk's Office • 302 N. Chicago Street • Joliet, Illinois 60432
815 • 740 • 4615 • Fax: 815 • 740 • 4699
Website: www.thewillcountyclerk.com • E-mail: coclrk@willcountyillinois.com

Shon-tiyon "Santiago" Horton U.S. Senator (full term)

<u>Precincts</u>	<u>Election Night</u>	<u>Central Count</u>	<u>Provisional & Grace Period</u>	<u>TOTAL VOTES</u>			
Channahon Pcts. 1 - 9	---	---	---	0			
Crete Pcts. 1 - 17	---	---	---	0			
Custer Pct. 1	---	---	---	0			
DuPage Pcts. 1 - 55	---	---	---	0			
Florence Pct. 1	---	---	---	0			
Frankfort Pcts. 1 - 42	---	---	---	0			
Green Garden Pcts. 1 - 3	---	---	---	0			
Homer Pcts. 1 - 28	---	---	---	0			
Jackson Pcts. 1 - 4	---	---	---	0			
Joliet Pcts. 1 - 64	---	---	---	0			
Lockport Pcts. 1 - 37	---	---	---	0			
Manhattan Pcts. 1 - 5	---	---	---	0			
Monee Pcts. 1 - 12	---	---	---	0			
New Lenox Pcts. 1 - 30	---	---	---	0			
Peotone Pcts. 1 - 3	---	---	---	0			
Plainfield Pcts. 1 - 46	---	---	---	0			
Reed Pcts. 1 - 5	---	---	---	0			
Troy Pcts. 1 - 30	---	---	---	0			
Washington Pcts. 1 - 4	---	---	---	0			
Wesley Pcts. 1 - 2	---	---	---	0			
Wheatland Pcts. 1 - 40	---	---	---	0			
Will Pct. 1	---	---	---	0			
Wilmington Pcts. 1 - 5	---	---	---	0			
Wilton Pct. 1	---	---	---	0			
EN:	0	CC:	0	PGP:	0	GT:	0



Nancy Schultz Voots

W I L L C O U N T Y C L E R K

Will County Clerk's Office • 302 N. Chicago Street • Joliet, Illinois 60432
815 • 740 • 4615 • Fax: 815 • 740 • 4699
Website: www.thewillcountyclerk.com • E-mail: coclrk@willcountyillinois.com

Susanne Atanus U.S. Senator (unexpired vacancy)

<u>Precincts</u>	<u>Election Night</u>	<u>Central Count</u>	<u>Provisional & Grace Period</u>	<u>TOTAL VOTES</u>			
Channahon Pcts. 1 - 9	---	---	---	0			
Crete Pcts. 1 - 17	---	---	---	0			
Custer Pct. 1	---	---	---	0			
DuPage Pcts. 1 - 55	---	---	---	0			
Florence Pct. 1	---	---	---	0			
Frankfort Pcts. 1 - 42	---	---	---	0			
Green Garden Pcts. 1 - 3	---	---	---	0			
Homer Pcts. 1 - 28	---	---	---	0			
Jackson Pcts. 1 - 4	---	---	---	0			
Joliet Pcts. 1 - 64	---	---	---	0			
Lockport Pcts. 1 - 37	---	---	---	0			
Manhattan Pcts. 1 - 5	---	---	---	0			
Monee Pcts. 1 - 12	---	---	---	0			
New Lenox Pcts. 1 - 30	---	---	---	0			
Peotone Pcts. 1 - 3	---	---	---	0			
Plainfield Pcts. 1 - 18	---	---	---	0			
Plainfield Pct. 19	1	---	---	1			
Plainfield Pcts. 20 - 46	---	---	---	0			
Reed Pcts. 1 - 5	---	---	---	0			
Troy Pcts. 1 - 30	---	---	---	0			
Washington Pcts. 1 - 4	---	---	---	0			
Wesley Pcts. 1 - 2	---	---	---	0			
Wheatland Pcts. 1 - 40	---	---	---	0			
Will Pct. 1	---	---	---	0			
Wilmington Pcts. 1 - 5	---	---	---	0			
Wilton Pct. 1	---	---	---	0			
EN:	1	CC:	0	PGP:	0	GT:	1



Nancy Schultz Voots

W I L L C O U N T Y C L E R K

Will County Clerk's Office • 302 N. Chicago Street • Joliet, Illinois 60432
815 • 740 • 4615 • Fax: 815 • 740 • 4699
Website: www.thewillcountyclerk.com • E-mail: coclrk@willcountyillinois.com

Robert L. "Bob" Zadek U.S. Senator (unexpired vacancy)

<u>Precincts</u>	<u>Election Night</u>	<u>Central Count</u>	<u>Provisional & Grace Period</u>	<u>TOTAL VOTES</u>
Channahon Pcts. 1 - 4	---	---	---	0
Channahon Pct. 5	---	1	---	1
Channahon Pcts. 6 - 9	---	---	---	0
Crete Pcts. 1 - 17	---	---	---	0
Custer Pct. 1	---	---	---	0
DuPage Pcts. 1 - 55	---	---	---	0
Florence Pct. 1	---	---	---	0
Frankfort Pct. 1	1	---	---	1
Frankfort Pcts. 2 - 5	---	---	---	0
Frankfort Pct. 6	1	---	---	1
Frankfort Pcts. 7 - 30	---	---	---	0
Frankfort Pct. 31	2	---	---	2
Frankfort Pcts. 32 - 42	---	---	---	0
Green Garden Pcts. 1 - 3	---	---	---	0
Homer Pct. 1	1	---	---	1
Homer Pcts. 2 - 12	---	---	---	0
Homer Pct. 13	1	---	---	1
Homer Pcts. 14 - 28	---	---	---	0
Jackson Pcts. 1 - 4	---	---	---	0
Joliet Pcts. 1 - 31	---	---	---	0
Joliet Pct. 32	---	1	---	1
Joliet Pcts. 33 - 64	---	---	---	0
Lockport Pcts. 1 - 12	---	---	---	0
Lockport Pct. 13	1	---	---	1
Lockport Pct. 14 & 15	---	---	---	0
Lockport Pct. 16	2	---	---	2
Lockport Pcts. 17 - 37	---	---	---	0
Manhattan Pct. 1	---	1	---	1
Manhattan Pct. 2 - 4	---	---	---	0
Manhattan Pct. 5	1	---	---	1
Monee Pcts. 1 - 12	---	---	---	0
New Lenox Pcts. 1 & 2	---	---	---	0
New Lenox Pct. 3	---	2	---	2



Nancy Schultz Voots

W I L L C O U N T Y C L E R K

Will County Clerk's Office • 302 N. Chicago Street • Joliet, Illinois 60432
815 • 740 • 4615 • Fax: 815 • 740 • 4699
Website: www.thewillcountyclerk.com • E-mail: coclrk@willcountyillinois.com

Robert L. "Bob" Zadek / U.S. Senator (Unexpired Vacancy)

Continued;

<u>Precincts</u>	<u>Election Night</u>	<u>Central Count</u>	<u>Provisional & Grace Period</u>	<u>TOTAL VOTES</u>			
New Lenox Pcts. 4 - 26	---	---	---	0			
New Lenox Pct. 27	1	---	---	1			
New Lenox Pcts. 28 - 30	---	---	---	0			
Peotone Pct. 1	---	---	---	0			
Peotone Pct. 2	2	---	---	2			
Peotone Pct. 3	---	---	---	0			
Plainfield Pcts. 1 - 7	---	---	---	0			
Plainfield Pct. 8	2	---	---	2			
Plainfield Pcts. 9 - 12	---	---	---	0			
Plainfield Pct. 13	2	---	---	2			
Plainfield Pcts. 14 - 26	---	---	---	0			
Plainfield Pct. 27	1	---	---	1			
Plainfield Pcts. 28 - 46	---	---	---	0			
Reed Pcts. 1 - 3	---	---	---	0			
Reed Pct. 4	1	---	---	1			
Reed Pct. 5	---	---	---	0			
Troy Pct. 1	---	---	---	0			
Troy Pct. 2	4	1	---	5			
Troy Pcts. 3 - 30	---	---	---	0			
Washington Pcts. 1 - 4	---	---	---	0			
Wesley Pct. 1 & 2	---	---	---	0			
Wheatland Pcts. 1 - 27	---	---	---	0			
Wheatland Pct. 28	3	---	---	3			
Wheatland Pcts. 29 - 34	---	---	---	0			
Wheatland Pct. 35	1	---	---	1			
Wheatland Pcts. 36 - 40	---	---	---	0			
Will Pct. 1	---	---	---	0			
Wilmington Pcts. 1 - 5	---	---	---	0			
Wilton Pct. 1	---	---	---	0			
EN:	27	CC:	6	PGP:	0	GT:	33



Nancy Schultz Voots

W I L L C O U N T Y C L E R K

Will County Clerk's Office • 302 N. Chicago Street • Joliet, Illinois 60432
815 • 740 • 4615 • Fax: 815 • 740 • 4699
Website: www.thewillcountyclerk.com • E-mail: coclrk@willcountyillinois.com

Stan Jagla U.S. Senator (unexpired vacancy)

<u>Precincts</u>	<u>Election Night</u>	<u>Central Count</u>	<u>Provisional & Grace Period</u>	<u>TOTAL VOTES</u>			
Channahon Pcts. 1 - 9	---	---	---	0			
Crete Pcts. 1 - 17	---	---	---	0			
Custer Pct. 1	---	---	---	0			
DuPage Pcts. 1 - 55	---	---	---	0			
Florence Pct. 1	---	---	---	0			
Frankfort Pcts. 1 - 42	---	---	---	0			
Green Garden Pcts. 1 - 3	---	---	---	0			
Homer Pcts. 1 - 28	---	---	---	0			
Jackson Pcts. 1 - 4	---	---	---	0			
Joliet Pcts. 1 - 64	---	---	---	0			
Lockport Pcts. 1 - 37	---	---	---	0			
Manhattan Pcts. 1 - 5	---	---	---	0			
Monee Pcts. 1 - 12	---	---	---	0			
New Lenox Pcts. 1 - 30	---	---	---	0			
Peotone Pcts. 1 - 3	---	---	---	0			
Plainfield Pcts. 1 - 46	---	---	---	0			
Reed Pcts. 1 - 5	---	---	---	0			
Troy Pcts. 1 - 30	---	---	---	0			
Washington Pcts. 1 - 4	---	---	---	0			
Wesley Pcts. 1- 2	---	---	---	0			
Wheatland Pcts. 1 - 40	---	---	---	0			
Will Pct. 1	---	---	---	0			
Wilmington Pcts. 1 - 5	---	---	---	0			
Wilton Pct. 1	---	---	---	0			
EN:	0	CC:	0	PGP:	0	GT:	0



Nancy Schultz Voots

W I L L C O U N T Y C L E R K

Will County Clerk's Office • 302 N. Chicago Street • Joliet, Illinois 60432
815 • 740 • 4615 • Fax: 815 • 740 • 4699
Website: www.thewillcountyclerk.com • E-mail: coclrk@willcountyillinois.com

Will Boyd U.S. Senator (unexpired vacancy)

<u>Precincts</u>	<u>Election Night</u>	<u>Central Count</u>	<u>Provisional & Grace Period</u>	<u>TOTAL VOTES</u>			
Channahon Pcts. 1 - 9	---	---	---	0			
Crete Pcts. 1 - 17	---	---	---	0			
Custer Pct. 1	---	---	---	0			
DuPage Pcts. 1 - 55	---	---	---	0			
Florence Pct. 1	---	---	---	0			
Frankfort Pcts. 1 - 15	---	---	---	0			
Frankfort Pct. 16	2	---	---	2			
Frankfort Pcts. 17 - 42	---	---	---	0			
Green Garden Pcts. 1 - 3	---	---	---	0			
Homer Pcts. 1 - 28	---	---	---	0			
Jackson Pcts. 1 - 4	---	---	---	0			
Joliet Pcts. 1 - 64	---	---	---	0			
Lockport Pcts. 1 - 20	---	---	---	0			
Lockport Pct. 21	1	---	---	1			
Lockport Pcts. 22 - 37	---	---	---	0			
Manhattan Pcts. 1 - 5	---	---	---	0			
Monee Pcts. 1 - 12	---	---	---	0			
New Lenox Pcts. 1 - 10	---	---	---	0			
New Lenox Pct. 11	1	---	---	1			
New Lenox Pcts. 12 - 26	---	---	---	0			
New Lenox Pct. 27	1	---	---	1			
New Lenox Pcts. 28 - 30	---	---	---	0			
Peotone Pcts. 1 - 3	---	---	---	0			
Plainfield Pcts. 1 - 46	---	---	---	0			
Reed Pcts. 1 - 5	---	---	---	0			
Troy Pcts. 1 - 7	---	---	---	0			
Troy Pct. 8	1	---	---	1			
Troy Pcts. 9 - 14	---	---	---	0			
Troy Pct. 15	1	---	---	1			
Troy Pct. 16	---	---	---	0			
Troy Pct. 17	2	---	---	2			
Troy Pcts. 18 - 27	---	---	---	0			
Troy Pct. 28	1	---	---	1			
Troy Pcts. 29 & 30	---	---	---	0			
Washington Pcts. 1 - 4	---	---	---	0			
Wesley Pcts. 1- 2	---	---	---	0			
Wheatland Pcts. 1 - 40	---	---	---	0			
Will Pct. 1	---	---	---	0			
Wilmington Pcts. 1 - 5	---	---	---	0			
Wilton Pct. 1	---	---	---	0			
EN:	10	CC:	0	PGP:	0	GT:	10



Nancy Schultz Voots

W I L L C O U N T Y C L E R K

Will County Clerk's Office • 302 N. Chicago Street • Joliet, Illinois 60432
815 • 740 • 4615 • Fax: 815 • 740 • 4699
Website: www.thewillcountyclerk.com • E-mail: coclrk@willcountyillinois.com

Ina Pinkney U.S. Senator (unexpired vacancy)

<u>Precincts</u>	<u>Election Night</u>	<u>Central Count</u>	<u>Provisional & Grace Period</u>	<u>TOTAL VOTES</u>			
Channahon Pcts. 1 - 9	---	---	---	0			
Crete Pcts. 1 - 17	---	---	---	0			
Custer Pct. 1	---	---	---	0			
DuPage Pcts. 1 - 55	---	---	---	0			
Florence Pct. 1	---	---	---	0			
Frankfort Pcts. 1 - 33	---	---	---	0			
Frankfort Pct. 34	---	1	---	1			
Frankfort Pcts. 35 - 42	---	---	---	0			
Green Garden Pct. 1	1	---	---	1			
Green Garden Pcts. 2 & 3	---	---	---	0			
Homer Pcts. 1 - 27	---	---	---	0			
Homer Pct. 28	1	---	---	1			
Jackson Pcts. 1 - 4	---	---	---	0			
Joliet Pcts. 1 - 64	---	---	---	0			
Lockport Pcts. 1 - 27	---	---	---	0			
Lockport Pct. 28	1	---	---	1			
Lockport Pct. 29 - 37	---	---	---	0			
Manhattan Pcts. 1 - 5	---	---	---	0			
Monee Pcts. 1 - 3	---	---	---	0			
Monee Pct. 4	---	1	---	1			
Monee Pcts. 5 - 12	---	---	---	0			
New Lenox Pcts. 1 - 30	---	---	---	0			
Peotone Pcts. 1 - 3	---	---	---	0			
Plainfield Pcts. 1 - 46	---	---	---	0			
Reed Pcts. 1 - 5	---	---	---	0			
Troy Pcts. 1 - 30	---	---	---	0			
Washington Pcts. 1 - 4	---	---	---	0			
Wesley Pcts. 1 - 2	---	---	---	0			
Wheatland Pcts. 1 - 40	---	---	---	0			
Will Pct. 1	---	---	---	0			
Wilmington Pcts. 1 - 5	---	---	---	0			
Wilton Pct. 1	---	---	---	0			
EN:	3	CC:	2	PGP:	0	GT:	5



Nancy Schultz Voots

W I L L C O U N T Y C L E R K

Will County Clerk's Office • 302 N. Chicago Street • Joliet, Illinois 60432
815 • 740 • 4615 • Fax: 815 • 740 • 4699
Website: www.thewillcountyclerk.com • E-mail: coclrk@willcountyillinois.com

Lowell M. Seida U.S. Senator (unexpired vacancy)

<u>Precincts</u>	<u>Election Night</u>	<u>Central Count</u>	<u>Provisional & Grace Period</u>	<u>TOTAL VOTES</u>			
Channahon Pcts. 1 - 9	---	---	---	0			
Crete Pcts. 1 - 17	---	---	---	0			
Custer Pct. 1	---	---	---	0			
DuPage Pcts. 1 - 55	---	---	---	0			
Florence Pct. 1	---	---	---	0			
Frankfort Pcts. 1 - 42	---	---	---	0			
Green Garden Pcts. 1 - 3	---	---	---	0			
Homer Pcts. 1 - 28	---	---	---	0			
Jackson Pcts. 1 - 4	---	---	---	0			
Joliet Pcts. 1 - 64	---	---	---	0			
Lockport Pcts. 1 - 37	---	---	---	0			
Manhattan Pcts. 1 - 5	---	---	---	0			
Monee Pcts. 1 - 12	---	---	---	0			
New Lenox Pcts. 1 - 30	---	---	---	0			
Peotone Pcts. 1 - 3	---	---	---	0			
Plainfield Pcts. 1 - 46	---	---	---	0			
Reed Pcts. 1 - 5	---	---	---	0			
Troy Pcts. 1 - 30	---	---	---	0			
Washington Pcts. 1 - 4	---	---	---	0			
Wesley Pcts. 1- 2	---	---	---	0			
Wheatland Pcts. 1 - 40	---	---	---	0			
Will Pct. 1	---	---	---	0			
Wilmington Pcts. 1 - 5	---	---	---	0			
Wilton Pct. 1	---	---	---	0			
EN:	0	CC:	0	PGP:	0	GT:	0



Nancy Schultz Voots

W I L L C O U N T Y C L E R K

Will County Clerk's Office • 302 N. Chicago Street • Joliet, Illinois 60432
815 • 740 • 4615 • Fax: 815 • 740 • 4699
Website: www.thewillcountyclerk.com • E-mail: coclrk@willcountyillinois.com

Corey Dabney U.S. Senator (unexpired vacancy)

<u>Precincts</u>	<u>Election Night</u>	<u>Central Count</u>	<u>Provisional & Grace Period</u>	<u>TOTAL VOTES</u>			
Channahon Pcts. 1 - 9	---	---	---	0			
Crete Pcts. 1 - 17	---	---	---	0			
Custer Pct. 1	---	---	---	0			
DuPage Pcts. 1 - 55	---	---	---	0			
Florence Pct. 1	---	---	---	0			
Frankfort Pcts. 1 - 42	---	---	---	0			
Green Garden Pcts. 1 - 3	---	---	---	0			
Homer Pcts. 1 - 28	---	---	---	0			
Jackson Pcts. 1 - 4	---	---	---	0			
Joliet Pcts. 1 - 64	---	---	---	0			
Lockport Pcts. 1 - 37	---	---	---	0			
Manhattan Pcts. 1 - 5	---	---	---	0			
Monee Pcts. 1 - 12	---	---	---	0			
New Lenox Pcts. 1 - 30	---	---	---	0			
Peotone Pcts. 1 - 3	---	---	---	0			
Plainfield Pcts. 1 - 5	---	---	---	0			
Plainfield Pct. 6	1	---	---	1			
Plainfield Pcts. 7 - 31	---	---	---	0			
Plainfield Pct. 32	---	---	2	2			
Plainfield Pcts. 33 - 46	---	---	---	0			
Reed Pcts. 1 - 5	---	---	---	0			
Troy Pcts. 1 - 30	---	---	---	0			
Washington Pcts. 1 - 4	---	---	---	0			
Wesley Pcts. 1- 2	---	---	---	0			
Wheatland Pcts. 1 - 22	---	---	---	0			
Wheatland Pct. 23	---	---	1	1			
Wheatland Pcts. 24 - 40	---	---	---	0			
Will Pct. 1	---	---	---	0			
Wilmington Pcts. 1 - 5	---	---	---	0			
Wilton Pct. 1	---	---	---	0			
EN:	1	CC:	0	PGP:	3	GT:	4



Nancy Schultz Voots

W I L L C O U N T Y C L E R K

Will County Clerk's Office • 302 N. Chicago Street • Joliet, Illinois 60432
815 • 740 • 4615 • Fax: 815 • 740 • 4699
Website: www.thewillcountyclerk.com • E-mail: coclrk@willcountyillinois.com

Michael "Mike" White Governor

<u>Precincts</u>	<u>Election Night</u>	<u>Central Count</u>	<u>Provisional & Grace Period</u>	<u>TOTAL VOTES</u>
Channahon Pcts. 1 - 9	---	---	---	0
Crete Pcts. 1 - 17	---	---	---	0
Custer Pct. 1	---	---	---	0
DuPage Pct. 1	---	---	---	0
DuPage Pct. 2	---	1	---	1
DuPage Pcts. 3 - 55	---	---	---	0
Florence Pct. 1	---	---	---	0
Frankfort Pct. 1	2	---	---	2
Frankfort Pcts. 2 - 13	---	---	---	0
Frankfort Pct. 14	---	1	---	1
Frankfort Pcts. 15 - 24	---	---	---	0
Frankfort Pct. 25	1	---	---	1
Frankfort Pcts. 26 - 42	---	---	---	0
Green Garden Pcts. 1 - 3	---	---	---	0
Homer Pcts. 1 - 28	---	---	---	0
Jackson Pcts. 1 - 4	---	---	---	0
Joliet Pcts. 1 - 64	---	---	---	0
Lockport Pcts. 1 - 18	---	---	---	0
Lockport Pct. 19	2	---	---	2
Lockport Pcts. 20 - 32	---	---	---	0
Lockport Pct. 33	1	---	---	1
Lockport Pcts. 34 - 37	---	---	---	0
Manhattan Pcts. 1 - 5	---	---	---	0
Monee Pcts. 1 - 12	---	---	---	0
New Lenox Pcts. 1 - 30	---	---	---	0
Peotone Pcts. 1 - 3	---	---	---	0
Plainfield Pcts. 1 - 5	---	---	---	0
Plainfield Pct. 6	1	---	---	1
Plainfield Pcts. 7 - 12	---	---	---	0
Plainfield Pct. 13	2	---	---	2
Plainfield Pcts. 14 - 21	---	---	---	0
Plainfield Pct. 22	1	---	---	1
Plainfield Pcts. 23 - 46	---	---	---	0
Reed Pcts. 1 - 5	---	---	---	0



Nancy Schultz Voots

W I L L C O U N T Y C L E R K

Will County Clerk's Office • 302 N. Chicago Street • Joliet, Illinois 60432
815 • 740 • 4615 • Fax: 815 • 740 • 4699
Website: www.thewillcountyclerk.com • E-mail: coclrk@willcountyillinois.com

Michael "Mike" White (Governor)

Continued;

<u>Precincts</u>	<u>Election Night</u>	<u>Central Count</u>	<u>Provisional & Grace Period</u>	<u>TOTAL VOTES</u>
Troy Pct. 1	---	---	---	0
Troy Pct. 2	---	1	---	1
Troy Pcts. 3 - 8	---	---	---	0
Troy Pct. 9	1	---	---	1
Troy Pcts. 10 - 27	---	---	---	0
Troy Pct. 28	1	---	---	1
Troy Pcts. 29 - 30	---	---	---	0
Washington Pcts. 1 - 4	---	---	---	0
Wesley Pcts. 1- 2	---	---	---	0
Wheatland Pcts. 1 - 3	---	---	---	0
Wheatland Pct. 4	1	---	---	1
Wheatland Pcts. 5 - 40	---	---	---	0
Will Pct. 1	---	---	---	0
Wilmington Pcts. 1 - 5	---	---	---	0
Wilton Pct. 1	---	---	---	0
EN:	13	CC: 3	PGP: 0	GT: 16



Nancy Schultz Voots

W I L L C O U N T Y C L E R K

Will County Clerk's Office • 302 N. Chicago Street • Joliet, Illinois 60432
815 • 740 • 4615 • Fax: 815 • 740 • 4699
Website: www.thewillcountyclerk.com • E-mail: coclrk@willcountyillinois.com

Charles J. Symonds III Governor

<u>Precincts</u>	<u>Election Night</u>	<u>Central Count</u>	<u>Provisional & Grace Period</u>	<u>TOTAL VOTES</u>			
Channahon Pcts. 1 - 9	---	---	---	0			
Crete Pcts. 1 - 17	---	---	---	0			
Custer Pct. 1	---	---	---	0			
DuPage Pcts. 1 - 55	---	---	---	0			
Florence Pct. 1	---	---	---	0			
Frankfort Pcts. 1 - 42	---	---	---	0			
Green Garden Pcts. 1 - 3	---	---	---	0			
Homer Pcts. 1 - 28	---	---	---	0			
Jackson Pcts. 1 - 4	---	---	---	0			
Joliet Pcts. 1 - 64	---	---	---	0			
Lockport Pcts. 1 - 37	---	---	---	0			
Manhattan Pcts. 1 - 5	---	---	---	0			
Monee Pcts. 1 - 12	---	---	---	0			
New Lenox Pcts. 1 - 30	---	---	---	0			
Peotone Pcts. 1 - 3	---	---	---	0			
Plainfield Pcts. 1 - 46	---	---	---	0			
Reed Pcts. 1 - 5	---	---	---	0			
Troy Pcts. 1 - 30	---	---	---	0			
Washington Pcts. 1 - 4	---	---	---	0			
Wesley Pcts. 1 - 2	---	---	---	0			
Wheatland Pcts. 1 - 40	---	---	---	0			
Will Pct. 1	---	---	---	0			
Wilmington Pcts. 1 - 5	---	---	---	0			
Wilton Pct. 1	---	---	---	0			
EN:	0	CC:	0	PGP:	0	GT:	0



Nancy Schultz Voots

W I L L C O U N T Y C L E R K

Will County Clerk's Office • 302 N. Chicago Street • Joliet, Illinois 60432
815 • 740 • 4615 • Fax: 815 • 740 • 4699
Website: www.thewillcountyclerk.com • E-mail: coclrk@willcountyillinois.com

Steve Estill/Larry Jones Governor/Lt. Governor

<u>Precincts</u>	<u>Election Night</u>	<u>Central Count</u>	<u>Provisional & Grace Period</u>	<u>TOTAL VOTES</u>			
Channahon Pcts. 1 - 9	---	---	---	0			
Crete Pcts. 1 - 17	---	---	---	0			
Custer Pct. 1	---	---	---	0			
DuPage Pcts. 1 - 55	---	---	---	0			
Florence Pct. 1	---	---	---	0			
Frankfort Pcts. 1 - 42	---	---	---	0			
Green Garden Pcts. 1 - 3	---	---	---	0			
Homer Pcts. 1 - 28	---	---	---	0			
Jackson Pcts. 1 - 4	---	---	---	0			
Joliet Pcts. 1 - 64	---	---	---	0			
Lockport Pcts. 1 - 37	---	---	---	0			
Manhattan Pcts. 1 - 5	---	---	---	0			
Monee Pcts. 1 - 12	---	---	---	0			
New Lenox Pcts. 1 - 30	---	---	---	0			
Peotone Pcts. 1 - 3	---	---	---	0			
Plainfield Pcts. 1 - 18	---	---	---	0			
Plainfield Pct. 19	1	---	---	1			
Plainfield Pct. 20 - 31	---	---	---	0			
Plainfield Pct. 32	---	---	2	2			
Plainfield Pcts. 33 - 46	---	---	---	0			
Reed Pcts. 1 - 5	---	---	---	0			
Troy Pcts. 1 - 30	---	---	---	0			
Washington Pcts. 1 - 4	---	---	---	0			
Wesley Pcts. 1- 2	---	---	---	0			
Wheatland Pcts. 1 - 40	---	---	---	0			
Will Pct. 1	---	---	---	0			
Wilmington Pcts. 1 - 5	---	---	---	0			
Wilton Pct. 1	---	---	---	0			
EN:	1	CC:	0	PGP:	2	GT:	3



Nancy Schultz Voots

W I L L C O U N T Y C L E R K

Will County Clerk's Office • 302 N. Chicago Street • Joliet, Illinois 60432
815 • 740 • 4615 • Fax: 815 • 740 • 4699
Website: www.thewillcountyclerk.com • E-mail: coclrk@willcountyillinois.com

Gregg Moore Governor

<u>Precincts</u>	<u>Election Night</u>	<u>Central Count</u>	<u>Provisional & Grace Period</u>	<u>TOTAL VOTES</u>			
Channahon Pcts. 1 - 9	---	---	---	0			
Crete Pcts. 1 - 17	---	---	---	0			
Custer Pct. 1	---	---	---	0			
DuPage Pcts. 1 - 55	---	---	---	0			
Florence Pct. 1	---	---	---	0			
Frankfort Pcts. 1 - 42	---	---	---	0			
Green Garden Pcts. 1 - 3	---	---	---	0			
Homer Pcts. 1 - 28	---	---	---	0			
Jackson Pcts. 1 - 4	---	---	---	0			
Joliet Pcts. 1 - 64	---	---	---	0			
Lockport Pcts. 1 - 37	---	---	---	0			
Manhattan Pcts. 1 - 5	---	---	---	0			
Monee Pcts. 1 - 12	---	---	---	0			
New Lenox Pcts. 1 - 30	---	---	---	0			
Peotone Pcts. 1 - 3	---	---	---	0			
Plainfield Pcts. 1 - 46	---	---	---	0			
Reed Pcts. 1 - 5	---	---	---	0			
Troy Pcts. 1 - 30	---	---	---	0			
Washington Pcts. 1 - 4	---	---	---	0			
Wesley Pcts. 1 - 2	---	---	---	0			
Wheatland Pcts. 1 - 40	---	---	---	0			
Will Pct. 1	---	---	---	0			
Wilmington Pcts. 1 - 5	---	---	---	0			
Wilton Pct. 1	---	---	---	0			
EN:	0	CC:	0	PGP:	0	GT:	0



Nancy Schultz Voots

W I L L C O U N T Y C L E R K

Will County Clerk's Office • 302 N. Chicago Street • Joliet, Illinois 60432
815 • 740 • 4615 • Fax: 815 • 740 • 4699
Website: www.thewillcountyclerk.com • E-mail: coclrk@willcountyillinois.com

Tim Petty


State Representative - 81st Representative District

<u>Precincts</u>	<u>Election Night</u>	<u>Central Count</u>	<u>Provisional & Grace Period</u>	<u>TOTAL VOTES</u>			
Frankfort Pct. 1	---	---	---	0			
Frankfort Pct. 2	1	---	---	1			
Frankfort Pcts. 3, 4, & 5	---	---	---	0			
Frankfort Pct. 6	---	2	---	2			
Frankfort Pcts. 7, 8, 10, 12, 13, 14, 16, 18, 19, 22, & 23	---	---	---	0			
Frankfort Pct. 24	1	---	---	1			
Frankfort Pcts. 25 & 26	---	---	---	0			
Frankfort Pct. 27	1	---	---	1			
Frankfort Pct. 28	1	---	---	1			
Frankfort Pcts. 29, 30, 32 - 35, 38 - 40, & 42	---	---	---	0			
Homer Pcts. 1 - 28	---	---	---	0			
New Lenox Pcts. 1 - 13	---	---	---	0			
New Lenox Pct. 14	1	---	---	1			
New Lenox Pcts. 15 - 30	---	---	---	0			
EN:	5	CC:	2	PGP:	0	GT:	7



Nancy Schultz Voots

W I L L C O U N T Y C L E R K



**EARLY VOTING
(BY PRECINCT)**

ABSTRACT OF VOTES

WILL COUNTY, ILLINOIS
 GENERAL ELECTION
 NOVEMBER 2, 2010

(CENTRAL COUNT)

	TOTAL	PERCENT	TOTAL	PERCENT
01 = BALLOTS CAST - TOTAL	20,171			
	- - -			
	01			
	- - -			
0001 CHANNAHON PCT 001	45			
0002 CHANNAHON PCT 002	30			
0003 CHANNAHON PCT 003	53			
0004 CHANNAHON PCT 004	55			
0005 CHANNAHON PCT 005	51			
0006 CHANNAHON PCT 006	40			
0007 CHANNAHON PCT 007	63			
0008 CHANNAHON PCT 008	67			
0009 CHANNAHON PCT 009	26			
0010 CRETE PCT 001	38			
0011 CRETE PCT 002	44			
0012 CRETE PCT 003	33			
0013 CRETE PCT 004	20			
0014 CRETE PCT 005	7			
0015 CRETE PCT 006	29			
0016 CRETE PCT 007	68			
0017 CRETE PCT 008	69			
0018 CRETE PCT 009	32			
0019 CRETE PCT 010	36			
0020 CRETE PCT 011	46			
0021 CRETE PCT 012	36			
0022 CRETE PCT 013	78			
0023 CRETE PCT 014	53			
0024 CRETE PCT 015	54			
0025 CRETE PCT 016	65			
0026 CRETE PCT 017	39			
0027 CUSTER PCT 001	46			
0028 DU PAGE PCT 001	32			
0029 DU PAGE PCT 002	14			
0030 DU PAGE PCT 003	13			
0031 DU PAGE PCT 004	29			
0032 DU PAGE PCT 005	26			
0033 DU PAGE PCT 006	33			
0034 DU PAGE PCT 007	32			
0035 DU PAGE PCT 008	26			
0036 DU PAGE PCT 009	19			
0037 DU PAGE PCT 010	29			
0038 DU PAGE PCT 011	55			
0039 DU PAGE PCT 012	30			
0040 DU PAGE PCT 013	69			
0041 DU PAGE PCT 014	70			
0042 DU PAGE PCT 015	28			
0043 DU PAGE PCT 016	39			
0044 DU PAGE PCT 017	55			
0045 DU PAGE PCT 018	35			
0046 DU PAGE PCT 019	45			
0047 DU PAGE PCT 020	51			
0048 DU PAGE PCT 021	31			
0049 DU PAGE PCT 022	23			
0050 DU PAGE PCT 023	49			
0051 DU PAGE PCT 024	38			
0052 DU PAGE PCT 025	21			
0053 DU PAGE PCT 026	33			
0054 DU PAGE PCT 027	48			
0055 DU PAGE PCT 028	27			
0056 DU PAGE PCT 029	35			
0057 DU PAGE PCT 030	64			

ABSTRACT OF VOTES

WILL COUNTY, ILLINOIS
 GENERAL ELECTION
 NOVEMBER 2, 2010

(CENTRAL COUNT)

	TOTAL	PERCENT	TOTAL	PERCENT
01 = BALLOTS CAST - TOTAL	20,171			
(CONTINUED FROM PREVIOUS PAGE)	01			
0058 DU PAGE PCT 031	99			
0059 DU PAGE PCT 032	53			
0060 DU PAGE PCT 033	41			
0061 DU PAGE PCT 034	81			
0062 DU PAGE PCT 035	50			
0063 DU PAGE PCT 036	55			
0064 DU PAGE PCT 037	37			
0065 DU PAGE PCT 038	35			
0066 DU PAGE PCT 039	18			
0067 DU PAGE PCT 040	46			
0068 DU PAGE PCT 041	29			
0069 DU PAGE PCT 042	37			
0070 DU PAGE PCT 043	54			
0071 DU PAGE PCT 044	96			
0072 DU PAGE PCT 045	44			
0073 DU PAGE PCT 046	20			
0074 DU PAGE PCT 047	59			
0075 DU PAGE PCT 048	54			
0076 DU PAGE PCT 049	20			
0077 DU PAGE PCT 050	15			
0078 DU PAGE PCT 051	43			
0079 DU PAGE PCT 052	35			
0080 DU PAGE PCT 053	51			
0081 DU PAGE PCT 054	30			
0082 DU PAGE PCT 055	23			
0083 FLORENCE PCT 001	37			
0084 FRANKFORT PCT 001	51			
0085 FRANKFORT PCT 002	121			
0086 FRANKFORT PCT 003	66			
0087 FRANKFORT PCT 004	33			
0088 FRANKFORT PCT 005	35			
0089 FRANKFORT PCT 006	61			
0090 FRANKFORT PCT 007	41			
0091 FRANKFORT PCT 008	53			
0092 FRANKFORT PCT 009	24			
0093 FRANKFORT PCT 010	54			
0094 FRANKFORT PCT 011	23			
0095 FRANKFORT PCT 012	90			
0096 FRANKFORT PCT 013	59			
0097 FRANKFORT PCT 014	62			
0098 FRANKFORT PCT 015	32			
0099 FRANKFORT PCT 016	47			
0100 FRANKFORT PCT 017	29			
0101 FRANKFORT PCT 018	77			
0102 FRANKFORT PCT 019	79			
0103 FRANKFORT PCT 020	23			
0104 FRANKFORT PCT 021	13			
0105 FRANKFORT PCT 022	81			
0106 FRANKFORT PCT 023	76			
0107 FRANKFORT PCT 024	34			
0108 FRANKFORT PCT 025	80			
0109 FRANKFORT PCT 026	114			
0110 FRANKFORT PCT 027	89			
0111 FRANKFORT PCT 028	116			
0112 FRANKFORT PCT 029	66			
0113 FRANKFORT PCT 030	49			
0114 FRANKFORT PCT 031	51			
0115 FRANKFORT PCT 032	135			

ABSTRACT OF VOTES

WILL COUNTY, ILLINOIS
GENERAL ELECTION
NOVEMBER 2, 2010

(CENTRAL COUNT)

	TOTAL	PERCENT	TOTAL	PERCENT
01 = BALLOTS CAST - TOTAL	20,171			
(CONTINUED FROM PREVIOUS PAGE)	01			
0116 FRANKFORT PCT 033	47			
0117 FRANKFORT PCT 034	81			
0118 FRANKFORT PCT 035	121			
0119 FRANKFORT PCT 036	42			
0120 FRANKFORT PCT 037	78			
0121 FRANKFORT PCT 038	47			
0122 FRANKFORT PCT 039	81			
0123 FRANKFORT PCT 040	38			
0124 FRANKFORT PCT 041	51			
0125 FRANKFORT PCT 042	76			
0126 GREEN GARDEN PCT 001	35			
0127 GREEN GARDEN PCT 002	47			
0128 GREEN GARDEN PCT 003	60			
0129 HOMER PCT 001	44			
0130 HOMER PCT 002	23			
0131 HOMER PCT 003	51			
0132 HOMER PCT 004	29			
0133 HOMER PCT 005	44			
0134 HOMER PCT 006	33			
0135 HOMER PCT 007	92			
0136 HOMER PCT 008	46			
0137 HOMER PCT 009	56			
0138 HOMER PCT 010	91			
0139 HOMER PCT 011	40			
0140 HOMER PCT 012	85			
0141 HOMER PCT 013	88			
0142 HOMER PCT 014	42			
0143 HOMER PCT 015	49			
0144 HOMER PCT 016	22			
0145 HOMER PCT 017	35			
0146 HOMER PCT 018	37			
0147 HOMER PCT 019	46			
0148 HOMER PCT 020	42			
0149 HOMER PCT 021	72			
0150 HOMER PCT 022	24			
0151 HOMER PCT 023	48			
0152 HOMER PCT 024	20			
0153 HOMER PCT 025	19			
0154 HOMER PCT 026	26			
0155 HOMER PCT 027	21			
0156 HOMER PCT 028	30			
0157 JACKSON PCT 001	28			
0158 JACKSON PCT 002	44			
0159 JACKSON PCT 003	103			
0160 JACKSON PCT 004	15			
0161 JOLIET PCT 001	38			
0162 JOLIET PCT 002	28			
0163 JOLIET PCT 003	23			
0164 JOLIET PCT 004	23			
0165 JOLIET PCT 005	25			
0166 JOLIET PCT 006	21			
0167 JOLIET PCT 007	23			
0168 JOLIET PCT 008	43			
0169 JOLIET PCT 009	26			
0170 JOLIET PCT 010	21			
0171 JOLIET PCT 011	12			
0172 JOLIET PCT 012	61			
0173 JOLIET PCT 013	34			

ABSTRACT OF VOTES

WILL COUNTY, ILLINOIS
 GENERAL ELECTION
 NOVEMBER 2, 2010

(CENTRAL COUNT)

	TOTAL	PERCENT	TOTAL	PERCENT
01 = BALLOTS CAST - TOTAL	20,171			
(CONTINUED FROM PREVIOUS PAGE)	01			
0174 JOLIET PCT 014	36			
0175 JOLIET PCT 015	10			
0176 JOLIET PCT 016	27			
0177 JOLIET PCT 017	34			
0178 JOLIET PCT 018	12			
0179 JOLIET PCT 019	32			
0180 JOLIET PCT 020	25			
0181 JOLIET PCT 021	11			
0182 JOLIET PCT 022	39			
0183 JOLIET PCT 023	39			
0184 JOLIET PCT 024	14			
0185 JOLIET PCT 025	34			
0186 JOLIET PCT 026	33			
0187 JOLIET PCT 027	23			
0188 JOLIET PCT 028	28			
0189 JOLIET PCT 029	43			
0190 JOLIET PCT 030	29			
0191 JOLIET PCT 031	43			
0192 JOLIET PCT 032	14			
0193 JOLIET PCT 033	18			
0194 JOLIET PCT 034	15			
0195 JOLIET PCT 035	11			
0196 JOLIET PCT 036	9			
0197 JOLIET PCT 037	31			
0198 JOLIET PCT 038	20			
0199 JOLIET PCT 039	40			
0200 JOLIET PCT 040	31			
0201 JOLIET PCT 041	72			
0202 JOLIET PCT 042	39			
0203 JOLIET PCT 043	21			
0204 JOLIET PCT 044	48			
0205 JOLIET PCT 045	20			
0206 JOLIET PCT 046	8			
0207 JOLIET PCT 047	56			
0208 JOLIET PCT 048	20			
0209 JOLIET PCT 049	95			
0210 JOLIET PCT 050	35			
0211 JOLIET PCT 051	21			
0212 JOLIET PCT 052	19			
0213 JOLIET PCT 053	36			
0214 JOLIET PCT 054	21			
0215 JOLIET PCT 055	14			
0216 JOLIET PCT 056	52			
0217 JOLIET PCT 057	34			
0218 JOLIET PCT 058	7			
0219 JOLIET PCT 059	53			
0220 JOLIET PCT 060	20			
0221 JOLIET PCT 061	9			
0222 JOLIET PCT 062	14			
0223 JOLIET PCT 063	15			
0224 JOLIET PCT 064	27			
0225 LOCKPORT PCT 001	32			
0226 LOCKPORT PCT 002	34			
0227 LOCKPORT PCT 003	47			
0228 LOCKPORT PCT 004	27			
0229 LOCKPORT PCT 005	6			
0230 LOCKPORT PCT 006	17			
0231 LOCKPORT PCT 007	12			

ABSTRACT OF VOTES

WILL COUNTY, ILLINOIS
 GENERAL ELECTION
 NOVEMBER 2, 2010

(CENTRAL COUNT)

	TOTAL	PERCENT	TOTAL	PERCENT
01 = BALLOTS CAST - TOTAL	20,171			
(CONTINUED FROM PREVIOUS PAGE)				
0232 LOCKPORT PCT 008	28			
0233 LOCKPORT PCT 009	111			
0234 LOCKPORT PCT 010	37			
0235 LOCKPORT PCT 011	34			
0236 LOCKPORT PCT 012	52			
0237 LOCKPORT PCT 013	50			
0238 LOCKPORT PCT 014	39			
0239 LOCKPORT PCT 015	47			
0240 LOCKPORT PCT 016	31			
0241 LOCKPORT PCT 017	36			
0242 LOCKPORT PCT 018	43			
0243 LOCKPORT PCT 019	51			
0244 LOCKPORT PCT 020	38			
0245 LOCKPORT PCT 021	29			
0246 LOCKPORT PCT 022	83			
0247 LOCKPORT PCT 023	25			
0248 LOCKPORT PCT 024	32			
0249 LOCKPORT PCT 025	48			
0250 LOCKPORT PCT 026	9			
0251 LOCKPORT PCT 027	76			
0252 LOCKPORT PCT 028	36			
0253 LOCKPORT PCT 029	25			
0254 LOCKPORT PCT 030	121			
0255 LOCKPORT PCT 031	24			
0256 LOCKPORT PCT 032	9			
0257 LOCKPORT PCT 033	36			
0258 LOCKPORT PCT 034	34			
0259 LOCKPORT PCT 035	130			
0260 LOCKPORT PCT 036	245			
0261 LOCKPORT PCT 037	19			
0262 MANHATTAN PCT 001	40			
0263 MANHATTAN PCT 002	70			
0264 MANHATTAN PCT 003	31			
0265 MANHATTAN PCT 004	48			
0266 MANHATTAN PCT 005	53			
0267 MONEE PCT 001	30			
0268 MONEE PCT 002	32			
0269 MONEE PCT 003	37			
0270 MONEE PCT 004	42			
0271 MONEE PCT 005	46			
0272 MONEE PCT 006	51			
0273 MONEE PCT 007	40			
0274 MONEE PCT 008	46			
0275 MONEE PCT 009	53			
0276 MONEE PCT 010	73			
0277 MONEE PCT 011	51			
0278 MONEE PCT 012	46			
0279 NEW LENOX PCT 001	25			
0280 NEW LENOX PCT 002	39			
0281 NEW LENOX PCT 003	64			
0282 NEW LENOX PCT 004	74			
0283 NEW LENOX PCT 005	57			
0284 NEW LENOX PCT 006	29			
0285 NEW LENOX PCT 007	62			
0286 NEW LENOX PCT 008	46			
0287 NEW LENOX PCT 009	46			
0288 NEW LENOX PCT 010	102			
0289 NEW LENOX PCT 011	38			

ABSTRACT OF VOTES

WILL COUNTY, ILLINOIS
 GENERAL ELECTION
 NOVEMBER 2, 2010

(CENTRAL COUNT)

TOTAL PERCENT
 20,171

TOTAL PERCENT

01 = BALLOTS CAST - TOTAL

(CONTINUED FROM PREVIOUS PAGE)

	01
0290 NEW LENOX PCT 012	113
0291 NEW LENOX PCT 013	117
0292 NEW LENOX PCT 014	35
0293 NEW LENOX PCT 015	25
0294 NEW LENOX PCT 016	42
0295 NEW LENOX PCT 017	24
0296 NEW LENOX PCT 018	30
0297 NEW LENOX PCT 019	38
0298 NEW LENOX PCT 020	61
0299 NEW LENOX PCT 021	29
0300 NEW LENOX PCT 022	77
0301 NEW LENOX PCT 023	60
0302 NEW LENOX PCT 024	81
0303 NEW LENOX PCT 025	41
0304 NEW LENOX PCT 026	38
0305 NEW LENOX PCT 027	22
0306 NEW LENOX PCT 028	50
0307 NEW LENOX PCT 029	30
0308 NEW LENOX PCT 030	54
0309 PEOTONE PCT 001	52
0310 PEOTONE PCT 002	60
0311 PEOTONE PCT 003	40
0312 PLAINFIELD PCT 001	94
0313 PLAINFIELD PCT 002	42
0314 PLAINFIELD PCT 003	47
0315 PLAINFIELD PCT 004	22
0316 PLAINFIELD PCT 005	31
0317 PLAINFIELD PCT 006	67
0318 PLAINFIELD PCT 007	52
0319 PLAINFIELD PCT 008	57
0320 PLAINFIELD PCT 009	59
0321 PLAINFIELD PCT 010	60
0322 PLAINFIELD PCT 011	26
0323 PLAINFIELD PCT 012	25
0324 PLAINFIELD PCT 013	22
0325 PLAINFIELD PCT 014	26
0326 PLAINFIELD PCT 015	34
0327 PLAINFIELD PCT 016	53
0328 PLAINFIELD PCT 017	31
0329 PLAINFIELD PCT 018	21
0330 PLAINFIELD PCT 019	37
0331 PLAINFIELD PCT 020	23
0332 PLAINFIELD PCT 021	13
0333 PLAINFIELD PCT 022	47
0334 PLAINFIELD PCT 023	12
0335 PLAINFIELD PCT 024	21
0336 PLAINFIELD PCT 025	35
0337 PLAINFIELD PCT 026	43
0338 PLAINFIELD PCT 027	25
0339 PLAINFIELD PCT 028	35
0340 PLAINFIELD PCT 029	11
0341 PLAINFIELD PCT 030	4
0342 PLAINFIELD PCT 031	12
0343 PLAINFIELD PCT 032	50
0344 PLAINFIELD PCT 033	30
0345 PLAINFIELD PCT 034	12
0346 PLAINFIELD PCT 035	88
0347 PLAINFIELD PCT 036	30

ABSTRACT OF VOTES

WILL COUNTY, ILLINOIS
 GENERAL ELECTION
 NOVEMBER 2, 2010

(CENTRAL COUNT)

	TOTAL	PERCENT	TOTAL	PERCENT
01 = BALLOTS CAST - TOTAL	20,171			
(CONTINUED FROM PREVIOUS PAGE)				
0348 PLAINFIELD PCT 037	25			
0349 PLAINFIELD PCT 038	60			
0350 PLAINFIELD PCT 039	54			
0351 PLAINFIELD PCT 040	38			
0352 PLAINFIELD PCT 041	16			
0353 PLAINFIELD PCT 042	16			
0354 PLAINFIELD PCT 043	21			
0355 PLAINFIELD PCT 044	28			
0356 PLAINFIELD PCT 045	39			
0357 PLAINFIELD PCT 046	26			
0358 REED PCT 001	33			
0359 REED PCT 002	24			
0360 REED PCT 003	8			
0361 REED PCT 004	17			
0362 REED PCT 005	56			
0363 TROY PCT 001	53			
0364 TROY PCT 002	108			
0365 TROY PCT 003	69			
0366 TROY PCT 004	53			
0367 TROY PCT 005	42			
0368 TROY PCT 006	28			
0369 TROY PCT 007	43			
0370 TROY PCT 008	112			
0371 TROY PCT 009	39			
0372 TROY PCT 010	69			
0373 TROY PCT 011	268			
0374 TROY PCT 012	30			
0375 TROY PCT 013	42			
0376 TROY PCT 014	44			
0377 TROY PCT 015	48			
0378 TROY PCT 016	84			
0379 TROY PCT 017	39			
0380 TROY PCT 018	77			
0381 TROY PCT 019	78			
0382 TROY PCT 020	80			
0383 TROY PCT 021	24			
0384 TROY PCT 022	57			
0385 TROY PCT 023	16			
0386 TROY PCT 024	56			
0387 TROY PCT 025	86			
0388 TROY PCT 026	36			
0389 TROY PCT 027	35			
0390 TROY PCT 028	124			
0391 TROY PCT 029	29			
0392 TROY PCT 030	34			
0393 WASHINGTON PCT 001	59			
0394 WASHINGTON PCT 002	16			
0395 WASHINGTON PCT 003	36			
0396 WASHINGTON PCT 004	68			
0397 WESLEY PCT 001	33			
0398 WESLEY PCT 002	24			
0399 WHEATLAND PCT 001	61			
0400 WHEATLAND PCT 002	48			
0401 WHEATLAND PCT 003	53			
0402 WHEATLAND PCT 004	55			
0403 WHEATLAND PCT 005	52			
0404 WHEATLAND PCT 006	58			
0405 WHEATLAND PCT 007	88			

ABSTRACT OF VOTES

WILL COUNTY, ILLINOIS
 GENERAL ELECTION
 NOVEMBER 2, 2010

(CENTRAL COUNT)

	TOTAL	PERCENT	TOTAL	PERCENT
01 = BALLOTS CAST - TOTAL	20,171			
(CONTINUED FROM PREVIOUS PAGE)	01			
0406 WHEATLAND PCT 008	53			
0407 WHEATLAND PCT 009	49			
0408 WHEATLAND PCT 010	85			
0409 WHEATLAND PCT 011	58			
0410 WHEATLAND PCT 012	39			
0411 WHEATLAND PCT 013	68			
0412 WHEATLAND PCT 014	43			
0413 WHEATLAND PCT 015	30			
0414 WHEATLAND PCT 016	60			
0415 WHEATLAND PCT 017	38			
0416 WHEATLAND PCT 018	93			
0417 WHEATLAND PCT 019	49			
0418 WHEATLAND PCT 020	33			
0419 WHEATLAND PCT 021	54			
0420 WHEATLAND PCT 022	18			
0421 WHEATLAND PCT 023	40			
0422 WHEATLAND PCT 024	28			
0423 WHEATLAND PCT 025	56			
0424 WHEATLAND PCT 026	76			
0425 WHEATLAND PCT 027	38			
0426 WHEATLAND PCT 028	37			
0427 WHEATLAND PCT 029	50			
0428 WHEATLAND PCT 030	42			
0429 WHEATLAND PCT 031	45			
0430 WHEATLAND PCT 032	39			
0431 WHEATLAND PCT 033	36			
0432 WHEATLAND PCT 034	154			
0433 WHEATLAND PCT 035	81			
0434 WHEATLAND PCT 036	32			
0435 WHEATLAND PCT 037	57			
0436 WHEATLAND PCT 038	122			
0437 WHEATLAND PCT 039	56			
0438 WHEATLAND PCT 040	32			
0439 WILL PCT 001	61			
0440 WILMINGTON PCT 001	16			
0441 WILMINGTON PCT 002	25			
0442 WILMINGTON PCT 003	56			
0443 WILMINGTON PCT 004	62			
0444 WILMINGTON PCT 005	48			
0445 WILTON PCT 001	25			



Nancy Schultz Voots

W I L L C O U N T Y C L E R K



**PROVISIONAL
& GRACE PERIOD
VOTING
(BY PRECINCT)**

ABSTRACT OF VOTES

WILL COUNTY, ILLINOIS
GENERAL ELECTION
NOVEMBER 2, 2010

(PROV/GRACE)

	TOTAL PERCENT	TOTAL PERCENT
01 = BALLOTS CAST - TOTAL	2,680	
	- - -	
	01	
	- - -	
0001 CHANNAHON PCT 001	1	
0002 CHANNAHON PCT 002	3	
0003 CHANNAHON PCT 003	5	
0004 CHANNAHON PCT 004	8	
0005 CHANNAHON PCT 005	8	
0006 CHANNAHON PCT 006	8	
0007 CHANNAHON PCT 007	2	
0008 CHANNAHON PCT 008	10	
0009 CHANNAHON PCT 009	8	
0010 CRETE PCT 001	1	
0011 CRETE PCT 002	10	
0012 CRETE PCT 003	6	
0013 CRETE PCT 004	2	
0014 CRETE PCT 005	0	
0015 CRETE PCT 006	4	
0016 CRETE PCT 007	6	
0017 CRETE PCT 008	5	
0018 CRETE PCT 009	3	
0019 CRETE PCT 010	16	
0020 CRETE PCT 011	5	
0021 CRETE PCT 012	5	
0022 CRETE PCT 013	6	
0023 CRETE PCT 014	16	
0024 CRETE PCT 015	8	
0025 CRETE PCT 016	5	
0026 CRETE PCT 017	5	
0027 CUSTER PCT 001	4	
0028 DU PAGE PCT 001	1	
0029 DU PAGE PCT 002	3	
0030 DU PAGE PCT 003	4	
0031 DU PAGE PCT 004	8	
0032 DU PAGE PCT 005	2	
0033 DU PAGE PCT 006	2	
0034 DU PAGE PCT 007	8	
0035 DU PAGE PCT 008	7	
0036 DU PAGE PCT 009	11	
0037 DU PAGE PCT 010	4	
0038 DU PAGE PCT 011	6	
0039 DU PAGE PCT 012	6	
0040 DU PAGE PCT 013	7	
0041 DU PAGE PCT 014	10	
0042 DU PAGE PCT 015	5	
0043 DU PAGE PCT 016	4	
0044 DU PAGE PCT 017	7	
0045 DU PAGE PCT 018	7	
0046 DU PAGE PCT 019	7	
0047 DU PAGE PCT 020	5	
0048 DU PAGE PCT 021	3	
0049 DU PAGE PCT 022	1	
0050 DU PAGE PCT 023	3	
0051 DU PAGE PCT 024	5	
0052 DU PAGE PCT 025	6	
0053 DU PAGE PCT 026	6	
0054 DU PAGE PCT 027	6	
0055 DU PAGE PCT 028	8	
0056 DU PAGE PCT 029	8	
0057 DU PAGE PCT 030	12	

ABSTRACT OF VOTES

WILL COUNTY, ILLINOIS
GENERAL ELECTION
NOVEMBER 2, 2010

(PROV/GRACE)

TOTAL PERCENT
2,680

TOTAL PERCENT

01 = BALLOTS CAST - TOTAL

(CONTINUED FROM PREVIOUS PAGE)

01
- - -

0058 DU PAGE PCT 031	5
0059 DU PAGE PCT 032	3
0060 DU PAGE PCT 033	4
0061 DU PAGE PCT 034	6
0062 DU PAGE PCT 035	0
0063 DU PAGE PCT 036	6
0064 DU PAGE PCT 037	4
0065 DU PAGE PCT 038	4
0066 DU PAGE PCT 039	7
0067 DU PAGE PCT 040	11
0068 DU PAGE PCT 041	5
0069 DU PAGE PCT 042	6
0070 DU PAGE PCT 043	3
0071 DU PAGE PCT 044	3
0072 DU PAGE PCT 045	4
0073 DU PAGE PCT 046	4
0074 DU PAGE PCT 047	17
0075 DU PAGE PCT 048	8
0076 DU PAGE PCT 049	3
0077 DU PAGE PCT 050	1
0078 DU PAGE PCT 051	8
0079 DU PAGE PCT 052	4
0080 DU PAGE PCT 053	7
0081 DU PAGE PCT 054	6
0082 DU PAGE PCT 055	3
0083 FLORENCE PCT 001	6
0084 FRANKFORT PCT 001	2
0085 FRANKFORT PCT 002	2
0086 FRANKFORT PCT 003	5
0087 FRANKFORT PCT 004	4
0088 FRANKFORT PCT 005	10
0089 FRANKFORT PCT 006	13
0090 FRANKFORT PCT 007	3
0091 FRANKFORT PCT 008	6
0092 FRANKFORT PCT 009	1
0093 FRANKFORT PCT 010	8
0094 FRANKFORT PCT 011	7
0095 FRANKFORT PCT 012	8
0096 FRANKFORT PCT 013	6
0097 FRANKFORT PCT 014	2
0098 FRANKFORT PCT 015	3
0099 FRANKFORT PCT 016	1
0100 FRANKFORT PCT 017	8
0101 FRANKFORT PCT 018	9
0102 FRANKFORT PCT 019	9
0103 FRANKFORT PCT 020	4
0104 FRANKFORT PCT 021	2
0105 FRANKFORT PCT 022	5
0106 FRANKFORT PCT 023	6
0107 FRANKFORT PCT 024	4
0108 FRANKFORT PCT 025	5
0109 FRANKFORT PCT 026	8
0110 FRANKFORT PCT 027	3
0111 FRANKFORT PCT 028	3
0112 FRANKFORT PCT 029	4
0113 FRANKFORT PCT 030	5
0114 FRANKFORT PCT 031	3
0115 FRANKFORT PCT 032	10

ABSTRACT OF VOTES

WILL COUNTY, ILLINOIS
 GENERAL ELECTION
 NOVEMBER 2, 2010

(PROV/GRACE)

	TOTAL	PERCENT	TOTAL	PERCENT
01 = BALLOTS CAST - TOTAL	2,680			
(CONTINUED FROM PREVIOUS PAGE)			01	
0116 FRANKFORT PCT 033			4	
0117 FRANKFORT PCT 034			5	
0118 FRANKFORT PCT 035			7	
0119 FRANKFORT PCT 036			8	
0120 FRANKFORT PCT 037			6	
0121 FRANKFORT PCT 038			9	
0122 FRANKFORT PCT 039			7	
0123 FRANKFORT PCT 040			11	
0124 FRANKFORT PCT 041			5	
0125 FRANKFORT PCT 042			3	
0126 GREEN GARDEN PCT 001			6	
0127 GREEN GARDEN PCT 002			4	
0128 GREEN GARDEN PCT 003			8	
0129 HOMER PCT 001			6	
0130 HOMER PCT 002			1	
0131 HOMER PCT 003			1	
0132 HOMER PCT 004			3	
0133 HOMER PCT 005			4	
0134 HOMER PCT 006			4	
0135 HOMER PCT 007			1	
0136 HOMER PCT 008			2	
0137 HOMER PCT 009			6	
0138 HOMER PCT 010			5	
0139 HOMER PCT 011			4	
0140 HOMER PCT 012			2	
0141 HOMER PCT 013			7	
0142 HOMER PCT 014			1	
0143 HOMER PCT 015			2	
0144 HOMER PCT 016			2	
0145 HOMER PCT 017			3	
0146 HOMER PCT 018			3	
0147 HOMER PCT 019			6	
0148 HOMER PCT 020			4	
0149 HOMER PCT 021			1	
0150 HOMER PCT 022			4	
0151 HOMER PCT 023			3	
0152 HOMER PCT 024			1	
0153 HOMER PCT 025			5	
0154 HOMER PCT 026			1	
0155 HOMER PCT 027			3	
0156 HOMER PCT 028			1	
0157 JACKSON PCT 001			1	
0158 JACKSON PCT 002			3	
0159 JACKSON PCT 003			9	
0160 JACKSON PCT 004			3	
0161 JOLIET PCT 001			27	
0162 JOLIET PCT 002			5	
0163 JOLIET PCT 003			5	
0164 JOLIET PCT 004			3	
0165 JOLIET PCT 005			6	
0166 JOLIET PCT 006			6	
0167 JOLIET PCT 007			2	
0168 JOLIET PCT 008			7	
0169 JOLIET PCT 009			3	
0170 JOLIET PCT 010			6	
0171 JOLIET PCT 011			9	
0172 JOLIET PCT 012			5	
0173 JOLIET PCT 013			8	

ABSTRACT OF VOTES

WILL COUNTY, ILLINOIS
 GENERAL ELECTION
 NOVEMBER 2, 2010

(PROV/GRACE)

TOTAL PERCENT
 2,680

TOTAL PERCENT

01 = BALLOTS CAST - TOTAL

(CONTINUED FROM PREVIOUS PAGE)

	- - -	01
	- - -	
0174 JOLIET PCT 014		3
0175 JOLIET PCT 015		8
0176 JOLIET PCT 016		10
0177 JOLIET PCT 017		1
0178 JOLIET PCT 018		9
0179 JOLIET PCT 019		5
0180 JOLIET PCT 020		5
0181 JOLIET PCT 021		11
0182 JOLIET PCT 022		9
0183 JOLIET PCT 023		4
0184 JOLIET PCT 024		19
0185 JOLIET PCT 025		19
0186 JOLIET PCT 026		9
0187 JOLIET PCT 027		8
0188 JOLIET PCT 028		6
0189 JOLIET PCT 029		4
0190 JOLIET PCT 030		9
0191 JOLIET PCT 031		4
0192 JOLIET PCT 032		5
0193 JOLIET PCT 033		5
0194 JOLIET PCT 034		4
0195 JOLIET PCT 035		4
0196 JOLIET PCT 036		0
0197 JOLIET PCT 037		8
0198 JOLIET PCT 038		15
0199 JOLIET PCT 039		15
0200 JOLIET PCT 040		7
0201 JOLIET PCT 041		14
0202 JOLIET PCT 042		9
0203 JOLIET PCT 043		15
0204 JOLIET PCT 044		6
0205 JOLIET PCT 045		5
0206 JOLIET PCT 046		7
0207 JOLIET PCT 047		9
0208 JOLIET PCT 048		7
0209 JOLIET PCT 049		16
0210 JOLIET PCT 050		12
0211 JOLIET PCT 051		5
0212 JOLIET PCT 052		11
0213 JOLIET PCT 053		3
0214 JOLIET PCT 054		1
0215 JOLIET PCT 055		6
0216 JOLIET PCT 056		12
0217 JOLIET PCT 057		8
0218 JOLIET PCT 058		1
0219 JOLIET PCT 059		9
0220 JOLIET PCT 060		10
0221 JOLIET PCT 061		2
0222 JOLIET PCT 062		8
0223 JOLIET PCT 063		2
0224 JOLIET PCT 064		5
0225 LOCKPORT PCT 001		2
0226 LOCKPORT PCT 002		5
0227 LOCKPORT PCT 003		5
0228 LOCKPORT PCT 004		0
0229 LOCKPORT PCT 005		3
0230 LOCKPORT PCT 006		6
0231 LOCKPORT PCT 007		4

ABSTRACT OF VOTES

WILL COUNTY, ILLINOIS
 GENERAL ELECTION
 NOVEMBER 2, 2010

(PROV/GRACE)

	TOTAL	PERCENT	TOTAL	PERCENT
01 = BALLOTS CAST - TOTAL	2,680			
(CONTINUED FROM PREVIOUS PAGE)	01			
0232 LOCKPORT PCT 008	5			
0233 LOCKPORT PCT 009	11			
0234 LOCKPORT PCT 010	2			
0235 LOCKPORT PCT 011	4			
0236 LOCKPORT PCT 012	7			
0237 LOCKPORT PCT 013	10			
0238 LOCKPORT PCT 014	2			
0239 LOCKPORT PCT 015	9			
0240 LOCKPORT PCT 016	1			
0241 LOCKPORT PCT 017	2			
0242 LOCKPORT PCT 018	4			
0243 LOCKPORT PCT 019	20			
0244 LOCKPORT PCT 020	10			
0245 LOCKPORT PCT 021	3			
0246 LOCKPORT PCT 022	2			
0247 LOCKPORT PCT 023	3			
0248 LOCKPORT PCT 024	3			
0249 LOCKPORT PCT 025	4			
0250 LOCKPORT PCT 026	4			
0251 LOCKPORT PCT 027	4			
0252 LOCKPORT PCT 028	1			
0253 LOCKPORT PCT 029	8			
0254 LOCKPORT PCT 030	6			
0255 LOCKPORT PCT 031	15			
0256 LOCKPORT PCT 032	5			
0257 LOCKPORT PCT 033	8			
0258 LOCKPORT PCT 034	4			
0259 LOCKPORT PCT 035	2			
0260 LOCKPORT PCT 036	16			
0261 LOCKPORT PCT 037	6			
0262 MANHATTAN PCT 001	7			
0263 MANHATTAN PCT 002	10			
0264 MANHATTAN PCT 003	5			
0265 MANHATTAN PCT 004	7			
0266 MANHATTAN PCT 005	13			
0267 MONEE PCT 001	4			
0268 MONEE PCT 002	6			
0269 MONEE PCT 003	4			
0270 MONEE PCT 004	9			
0271 MONEE PCT 005	11			
0272 MONEE PCT 006	3			
0273 MONEE PCT 007	3			
0274 MONEE PCT 008	5			
0275 MONEE PCT 009	9			
0276 MONEE PCT 010	3			
0277 MONEE PCT 011	4			
0278 MONEE PCT 012	4			
0279 NEW LENOX PCT 001	4			
0280 NEW LENOX PCT 002	4			
0281 NEW LENOX PCT 003	7			
0282 NEW LENOX PCT 004	4			
0283 NEW LENOX PCT 005	8			
0284 NEW LENOX PCT 006	7			
0285 NEW LENOX PCT 007	5			
0286 NEW LENOX PCT 008	7			
0287 NEW LENOX PCT 009	3			
0288 NEW LENOX PCT 010	7			
0289 NEW LENOX PCT 011	7			

ABSTRACT OF VOTES

WILL COUNTY, ILLINOIS
 GENERAL ELECTION
 NOVEMBER 2, 2010

(PROV/GRACE)

TOTAL PERCENT
 2,680

TOTAL PERCENT

01 = BALLOTS CAST - TOTAL

(CONTINUED FROM PREVIOUS PAGE)

	- - -
	01
	- - -
0290 NEW LENOX PCT 012	11
0291 NEW LENOX PCT 013	9
0292 NEW LENOX PCT 014	0
0293 NEW LENOX PCT 015	6
0294 NEW LENOX PCT 016	0
0295 NEW LENOX PCT 017	2
0296 NEW LENOX PCT 018	7
0297 NEW LENOX PCT 019	3
0298 NEW LENOX PCT 020	7
0299 NEW LENOX PCT 021	4
0300 NEW LENOX PCT 022	7
0301 NEW LENOX PCT 023	5
0302 NEW LENOX PCT 024	16
0303 NEW LENOX PCT 025	2
0304 NEW LENOX PCT 026	5
0305 NEW LENOX PCT 027	4
0306 NEW LENOX PCT 028	6
0307 NEW LENOX PCT 029	3
0308 NEW LENOX PCT 030	1
0309 PEOTONE PCT 001	2
0310 PEOTONE PCT 002	7
0311 PEOTONE PCT 003	4
0312 PLAINFIELD PCT 001	12
0313 PLAINFIELD PCT 002	5
0314 PLAINFIELD PCT 003	4
0315 PLAINFIELD PCT 004	15
0316 PLAINFIELD PCT 005	0
0317 PLAINFIELD PCT 006	12
0318 PLAINFIELD PCT 007	2
0319 PLAINFIELD PCT 008	11
0320 PLAINFIELD PCT 009	5
0321 PLAINFIELD PCT 010	3
0322 PLAINFIELD PCT 011	6
0323 PLAINFIELD PCT 012	6
0324 PLAINFIELD PCT 013	2
0325 PLAINFIELD PCT 014	2
0326 PLAINFIELD PCT 015	5
0327 PLAINFIELD PCT 016	3
0328 PLAINFIELD PCT 017	5
0329 PLAINFIELD PCT 018	4
0330 PLAINFIELD PCT 019	8
0331 PLAINFIELD PCT 020	5
0332 PLAINFIELD PCT 021	2
0333 PLAINFIELD PCT 022	10
0334 PLAINFIELD PCT 023	4
0335 PLAINFIELD PCT 024	1
0336 PLAINFIELD PCT 025	4
0337 PLAINFIELD PCT 026	6
0338 PLAINFIELD PCT 027	3
0339 PLAINFIELD PCT 028	13
0340 PLAINFIELD PCT 029	5
0341 PLAINFIELD PCT 030	2
0342 PLAINFIELD PCT 031	1
0343 PLAINFIELD PCT 032	11
0344 PLAINFIELD PCT 033	7
0345 PLAINFIELD PCT 034	3
0346 PLAINFIELD PCT 035	19
0347 PLAINFIELD PCT 036	3

ABSTRACT OF VOTES

WILL COUNTY, ILLINOIS
 GENERAL ELECTION
 NOVEMBER 2, 2010

(PROV/GRACE)

TOTAL PERCENT
 2,680

TOTAL PERCENT

01 = BALLOTS CAST - TOTAL

(CONTINUED FROM PREVIOUS PAGE)

	01
0348 PLAINFIELD PCT 037	13
0349 PLAINFIELD PCT 038	7
0350 PLAINFIELD PCT 039	15
0351 PLAINFIELD PCT 040	3
0352 PLAINFIELD PCT 041	10
0353 PLAINFIELD PCT 042	7
0354 PLAINFIELD PCT 043	1
0355 PLAINFIELD PCT 044	12
0356 PLAINFIELD PCT 045	11
0357 PLAINFIELD PCT 046	3
0358 REED PCT 001	4
0359 REED PCT 002	5
0360 REED PCT 003	1
0361 REED PCT 004	6
0362 REED PCT 005	4
0363 TROY PCT 001	4
0364 TROY PCT 002	14
0365 TROY PCT 003	10
0366 TROY PCT 004	7
0367 TROY PCT 005	1
0368 TROY PCT 006	5
0369 TROY PCT 007	6
0370 TROY PCT 008	7
0371 TROY PCT 009	7
0372 TROY PCT 010	14
0373 TROY PCT 011	17
0374 TROY PCT 012	5
0375 TROY PCT 013	4
0376 TROY PCT 014	2
0377 TROY PCT 015	0
0378 TROY PCT 016	12
0379 TROY PCT 017	14
0380 TROY PCT 018	8
0381 TROY PCT 019	11
0382 TROY PCT 020	9
0383 TROY PCT 021	11
0384 TROY PCT 022	9
0385 TROY PCT 023	11
0386 TROY PCT 024	2
0387 TROY PCT 025	3
0388 TROY PCT 026	12
0389 TROY PCT 027	4
0390 TROY PCT 028	16
0391 TROY PCT 029	3
0392 TROY PCT 030	6
0393 WASHINGTON PCT 001	4
0394 WASHINGTON PCT 002	4
0395 WASHINGTON PCT 003	5
0396 WASHINGTON PCT 004	7
0397 WESLEY PCT 001	2
0398 WESLEY PCT 002	5
0399 WHEATLAND PCT 001	7
0400 WHEATLAND PCT 002	2
0401 WHEATLAND PCT 003	10
0402 WHEATLAND PCT 004	7
0403 WHEATLAND PCT 005	8
0404 WHEATLAND PCT 006	5
0405 WHEATLAND PCT 007	4

ABSTRACT OF VOTES

WILL COUNTY, ILLINOIS
GENERAL ELECTION
NOVEMBER 2, 2010

(PROV/GRACE)

	TOTAL PERCENT	TOTAL PERCENT
01 = BALLOTS CAST - TOTAL	2,680	
(CONTINUED FROM PREVIOUS PAGE)		
0406 WHEATLAND PCT 008	5	
0407 WHEATLAND PCT 009	9	
0408 WHEATLAND PCT 010	10	
0409 WHEATLAND PCT 011	9	
0410 WHEATLAND PCT 012	9	
0411 WHEATLAND PCT 013	3	
0412 WHEATLAND PCT 014	2	
0413 WHEATLAND PCT 015	2	
0414 WHEATLAND PCT 016	4	
0415 WHEATLAND PCT 017	9	
0416 WHEATLAND PCT 018	15	
0417 WHEATLAND PCT 019	13	
0418 WHEATLAND PCT 020	4	
0419 WHEATLAND PCT 021	6	
0420 WHEATLAND PCT 022	4	
0421 WHEATLAND PCT 023	4	
0422 WHEATLAND PCT 024	3	
0423 WHEATLAND PCT 025	9	
0424 WHEATLAND PCT 026	4	
0425 WHEATLAND PCT 027	3	
0426 WHEATLAND PCT 028	13	
0427 WHEATLAND PCT 029	6	
0428 WHEATLAND PCT 030	4	
0429 WHEATLAND PCT 031	6	
0430 WHEATLAND PCT 032	4	
0431 WHEATLAND PCT 033	5	
0432 WHEATLAND PCT 034	10	
0433 WHEATLAND PCT 035	10	
0434 WHEATLAND PCT 036	2	
0435 WHEATLAND PCT 037	7	
0436 WHEATLAND PCT 038	11	
0437 WHEATLAND PCT 039	7	
0438 WHEATLAND PCT 040	10	
0439 WILL PCT 001	17	
0440 WILMINGTON PCT 001	3	
0441 WILMINGTON PCT 002	10	
0442 WILMINGTON PCT 003	7	
0443 WILMINGTON PCT 004	2	
0444 WILMINGTON PCT 005	6	
0445 WILTON PCT 001	6	



Nancy Schultz Voots

W I L L C O U N T Y C L E R K



**ILLINOIS
CONSTITUTIONAL
AMENDMENT**

ABSTRACT OF VOTES

WILL COUNTY, ILLINOIS
 GENERAL ELECTION
 NOVEMBER 2, 2010

OFFICIAL RESULTS

VOTES PERCENT

IL CONSTITUTIONAL AMENDMENT

Vote for 1

01 = YES

02 = NO

101,256 63.82
 57,394 36.18

 01 02

0001 CHANNAHON PCT 001	148	120
0002 CHANNAHON PCT 002	152	95
0003 CHANNAHON PCT 003	196	149
0004 CHANNAHON PCT 004	275	163
0005 CHANNAHON PCT 005	184	126
0006 CHANNAHON PCT 006	219	121
0007 CHANNAHON PCT 007	215	123
0008 CHANNAHON PCT 008	331	165
0009 CHANNAHON PCT 009	156	109
0010 CRETE PCT 001	200	136
0011 CRETE PCT 002	246	160
0012 CRETE PCT 003	174	101
0013 CRETE PCT 004	160	93
0014 CRETE PCT 005	63	53
0015 CRETE PCT 006	202	108
0016 CRETE PCT 007	263	214
0017 CRETE PCT 008	304	164
0018 CRETE PCT 009	179	110
0019 CRETE PCT 010	297	156
0020 CRETE PCT 011	302	162
0021 CRETE PCT 012	179	107
0022 CRETE PCT 013	311	209
0023 CRETE PCT 014	320	183
0024 CRETE PCT 015	205	142
0025 CRETE PCT 016	252	170
0026 CRETE PCT 017	188	106
0027 CUSTER PCT 001	291	201
0028 DU PAGE PCT 001	173	118
0029 DU PAGE PCT 002	105	53
0030 DU PAGE PCT 003	106	68
0031 DU PAGE PCT 004	128	67
0032 DU PAGE PCT 005	175	101
0033 DU PAGE PCT 006	158	90
0034 DU PAGE PCT 007	182	102
0035 DU PAGE PCT 008	236	110
0036 DU PAGE PCT 009	123	66
0037 DU PAGE PCT 010	221	104
0038 DU PAGE PCT 011	251	125
0039 DU PAGE PCT 012	215	139
0040 DU PAGE PCT 013	274	126
0041 DU PAGE PCT 014	274	115
0042 DU PAGE PCT 015	173	93
0043 DU PAGE PCT 016	198	112
0044 DU PAGE PCT 017	181	109
0045 DU PAGE PCT 018	274	148
0046 DU PAGE PCT 019	190	114
0047 DU PAGE PCT 020	234	160
0048 DU PAGE PCT 021	188	116
0049 DU PAGE PCT 022	110	76
0050 DU PAGE PCT 023	225	151
0051 DU PAGE PCT 024	240	115
0052 DU PAGE PCT 025	158	77
0053 DU PAGE PCT 026	169	107
0054 DU PAGE PCT 027	214	122

**For City of Aurora details
 refer to that section of this book.**

ABSTRACT OF VOTES

WILL COUNTY, ILLINOIS
 GENERAL ELECTION
 NOVEMBER 2, 2010

OFFICIAL RESULTS

VOTES PERCENT

IL CONSTITUTIONAL AMENDMENT

Vote for 1

01 = YES

02 = NO

101,256 63.82
 57,394 36.18

(CONTINUED FROM PREVIOUS PAGE)

	01	02
0055 DU PAGE PCT 028	237	122
0056 DU PAGE PCT 029	161	55
0057 DU PAGE PCT 030	311	163
0058 DU PAGE PCT 031	328	210
0059 DU PAGE PCT 032	273	136
0060 DU PAGE PCT 033	199	84
0061 DU PAGE PCT 034	401	181
0062 DU PAGE PCT 035	272	131
0063 DU PAGE PCT 036	241	155
0064 DU PAGE PCT 037	269	122
0065 DU PAGE PCT 038	153	99
0066 DU PAGE PCT 039	175	87
0067 DU PAGE PCT 040	285	180
0068 DU PAGE PCT 041	185	107
0069 DU PAGE PCT 042	233	119
0070 DU PAGE PCT 043	178	92
0071 DU PAGE PCT 044	368	214
0072 DU PAGE PCT 045	283	141
0073 DU PAGE PCT 046	141	69
0074 DU PAGE PCT 047	337	171
0075 DU PAGE PCT 048	285	166
0076 DU PAGE PCT 049	236	123
0077 DU PAGE PCT 050	85	52
0078 DU PAGE PCT 051	291	147
0079 DU PAGE PCT 052	241	98
0080 DU PAGE PCT 053	287	157
0081 DU PAGE PCT 054	191	76
0082 DU PAGE PCT 055	251	136
0083 FLORENCE PCT 001	149	115
0084 FRANKFORT PCT 001	224	113
0085 FRANKFORT PCT 002	393	187
0086 FRANKFORT PCT 003	309	169
0087 FRANKFORT PCT 004	159	81
0088 FRANKFORT PCT 005	198	147
0089 FRANKFORT PCT 006	269	151
0090 FRANKFORT PCT 007	235	86
0091 FRANKFORT PCT 008	258	104
0092 FRANKFORT PCT 009	208	85
0093 FRANKFORT PCT 010	315	183
0094 FRANKFORT PCT 011	205	99
0095 FRANKFORT PCT 012	406	262
0096 FRANKFORT PCT 013	300	135
0097 FRANKFORT PCT 014	249	150
0098 FRANKFORT PCT 015	242	130
0099 FRANKFORT PCT 016	211	121
0100 FRANKFORT PCT 017	207	116
0101 FRANKFORT PCT 018	225	113
0102 FRANKFORT PCT 019	274	137
0103 FRANKFORT PCT 020	134	71
0104 FRANKFORT PCT 021	246	131
0105 FRANKFORT PCT 022	281	169
0106 FRANKFORT PCT 023	189	121
0107 FRANKFORT PCT 024	221	123
0108 FRANKFORT PCT 025	330	210
0109 FRANKFORT PCT 026	358	161

ABSTRACT OF VOTES

WILL COUNTY, ILLINOIS
 GENERAL ELECTION
 NOVEMBER 2, 2010

OFFICIAL RESULTS

VOTES PERCENT

IL CONSTITUTIONAL AMENDMENT

Vote for 1

01 = YES

02 = NO

101,256 63.82
 57,394 36.18

(CONTINUED FROM PREVIOUS PAGE)

	01	02
0110 FRANKFORT PCT 027	392	171
0111 FRANKFORT PCT 028	304	170
0112 FRANKFORT PCT 029	356	190
0113 FRANKFORT PCT 030	208	117
0114 FRANKFORT PCT 031	306	125
0115 FRANKFORT PCT 032	331	173
0116 FRANKFORT PCT 033	188	101
0117 FRANKFORT PCT 034	250	104
0118 FRANKFORT PCT 035	322	168
0119 FRANKFORT PCT 036	167	114
0120 FRANKFORT PCT 037	365	173
0121 FRANKFORT PCT 038	258	126
0122 FRANKFORT PCT 039	309	148
0123 FRANKFORT PCT 040	208	113
0124 FRANKFORT PCT 041	322	164
0125 FRANKFORT PCT 042	404	201
0126 GREEN GARDEN PCT 001	254	159
0127 GREEN GARDEN PCT 002	254	189
0128 GREEN GARDEN PCT 003	233	159
0129 HOMER PCT 001	158	118
0130 HOMER PCT 002	164	67
0131 HOMER PCT 003	232	150
0132 HOMER PCT 004	165	97
0133 HOMER PCT 005	214	118
0134 HOMER PCT 006	306	138
0135 HOMER PCT 007	262	149
0136 HOMER PCT 008	235	147
0137 HOMER PCT 009	232	117
0138 HOMER PCT 010	416	242
0139 HOMER PCT 011	364	189
0140 HOMER PCT 012	347	147
0141 HOMER PCT 013	299	159
0142 HOMER PCT 014	161	98
0143 HOMER PCT 015	238	116
0144 HOMER PCT 016	145	84
0145 HOMER PCT 017	217	115
0146 HOMER PCT 018	303	150
0147 HOMER PCT 019	216	176
0148 HOMER PCT 020	201	128
0149 HOMER PCT 021	302	171
0150 HOMER PCT 022	293	161
0151 HOMER PCT 023	225	117
0152 HOMER PCT 024	212	113
0153 HOMER PCT 025	163	111
0154 HOMER PCT 026	224	128
0155 HOMER PCT 027	289	156
0156 HOMER PCT 028	191	98
0157 JACKSON PCT 001	141	99
0158 JACKSON PCT 002	175	165
0159 JACKSON PCT 003	333	206
0160 JACKSON PCT 004	96	79
0161 JOLIET PCT 001	185	114
0162 JOLIET PCT 002	130	86
0163 JOLIET PCT 003	120	75
0164 JOLIET PCT 004	113	55

ABSTRACT OF VOTES

WILL COUNTY, ILLINOIS
 GENERAL ELECTION
 NOVEMBER 2, 2010

OFFICIAL RESULTS

VOTES PERCENT

IL CONSTITUTIONAL AMENDMENT

Vote for 1

01 = YES

02 = NO

101,256 63.82
 57,394 36.18

(CONTINUED FROM PREVIOUS PAGE)

	01	02
0165 JOLIET PCT 005	159	102
0166 JOLIET PCT 006	155	102
0167 JOLIET PCT 007	123	100
0168 JOLIET PCT 008	127	73
0169 JOLIET PCT 009	152	90
0170 JOLIET PCT 010	118	94
0171 JOLIET PCT 011	111	74
0172 JOLIET PCT 012	246	180
0173 JOLIET PCT 013	194	145
0174 JOLIET PCT 014	212	126
0175 JOLIET PCT 015	156	86
0176 JOLIET PCT 016	161	61
0177 JOLIET PCT 017	176	109
0178 JOLIET PCT 018	70	45
0179 JOLIET PCT 019	116	70
0180 JOLIET PCT 020	127	93
0181 JOLIET PCT 021	139	91
0182 JOLIET PCT 022	197	133
0183 JOLIET PCT 023	192	116
0184 JOLIET PCT 024	133	80
0185 JOLIET PCT 025	139	70
0186 JOLIET PCT 026	248	123
0187 JOLIET PCT 027	147	106
0188 JOLIET PCT 028	159	93
0189 JOLIET PCT 029	188	135
0190 JOLIET PCT 030	115	60
0191 JOLIET PCT 031	180	100
0192 JOLIET PCT 032	114	88
0193 JOLIET PCT 033	128	102
0194 JOLIET PCT 034	105	70
0195 JOLIET PCT 035	101	78
0196 JOLIET PCT 036	89	48
0197 JOLIET PCT 037	140	86
0198 JOLIET PCT 038	86	63
0199 JOLIET PCT 039	179	124
0200 JOLIET PCT 040	153	119
0201 JOLIET PCT 041	137	92
0202 JOLIET PCT 042	181	129
0203 JOLIET PCT 043	128	92
0204 JOLIET PCT 044	203	93
0205 JOLIET PCT 045	77	52
0206 JOLIET PCT 046	53	23
0207 JOLIET PCT 047	157	98
0208 JOLIET PCT 048	84	47
0209 JOLIET PCT 049	177	112
0210 JOLIET PCT 050	131	95
0211 JOLIET PCT 051	138	100
0212 JOLIET PCT 052	103	71
0213 JOLIET PCT 053	94	49
0214 JOLIET PCT 054	129	95
0215 JOLIET PCT 055	134	61
0216 JOLIET PCT 056	234	152
0217 JOLIET PCT 057	97	52
0218 JOLIET PCT 058	70	42
0219 JOLIET PCT 059	192	102

ABSTRACT OF VOTES

WILL COUNTY, ILLINOIS
 GENERAL ELECTION
 NOVEMBER 2, 2010

OFFICIAL RESULTS

IL CONSTITUTIONAL AMENDMENT

VOTES PERCENT

Vote for 1
 01 = YES
 02 = NO

101,256 63.82
 57,394 36.18

(CONTINUED FROM PREVIOUS PAGE)

	01	02
0220 JOLIET PCT 060	94	54
0221 JOLIET PCT 061	95	54
0222 JOLIET PCT 062	75	42
0223 JOLIET PCT 063	78	55
0224 JOLIET PCT 064	113	74
0225 LOCKPORT PCT 001	172	109
0226 LOCKPORT PCT 002	153	107
0227 LOCKPORT PCT 003	235	131
0228 LOCKPORT PCT 004	143	138
0229 LOCKPORT PCT 005	85	50
0230 LOCKPORT PCT 006	128	81
0231 LOCKPORT PCT 007	122	58
0232 LOCKPORT PCT 008	189	149
0233 LOCKPORT PCT 009	426	226
0234 LOCKPORT PCT 010	178	148
0235 LOCKPORT PCT 011	134	105
0236 LOCKPORT PCT 012	259	151
0237 LOCKPORT PCT 013	217	125
0238 LOCKPORT PCT 014	178	160
0239 LOCKPORT PCT 015	276	167
0240 LOCKPORT PCT 016	171	98
0241 LOCKPORT PCT 017	142	103
0242 LOCKPORT PCT 018	155	106
0243 LOCKPORT PCT 019	244	155
0244 LOCKPORT PCT 020	306	190
0245 LOCKPORT PCT 021	173	104
0246 LOCKPORT PCT 022	218	148
0247 LOCKPORT PCT 023	190	133
0248 LOCKPORT PCT 024	138	89
0249 LOCKPORT PCT 025	249	168
0250 LOCKPORT PCT 026	123	89
0251 LOCKPORT PCT 027	282	181
0252 LOCKPORT PCT 028	245	158
0253 LOCKPORT PCT 029	218	108
0254 LOCKPORT PCT 030	381	255
0255 LOCKPORT PCT 031	274	139
0256 LOCKPORT PCT 032	203	83
0257 LOCKPORT PCT 033	292	137
0258 LOCKPORT PCT 034	184	130
0259 LOCKPORT PCT 035	416	247
0260 LOCKPORT PCT 036	703	475
0261 LOCKPORT PCT 037	197	111
0262 MANHATTAN PCT 001	256	159
0263 MANHATTAN PCT 002	444	300
0264 MANHATTAN PCT 003	207	150
0265 MANHATTAN PCT 004	293	200
0266 MANHATTAN PCT 005	456	284
0267 MONEE PCT 001	213	148
0268 MONEE PCT 002	166	97
0269 MONEE PCT 003	147	101
0270 MONEE PCT 004	170	123
0271 MONEE PCT 005	225	141
0272 MONEE PCT 006	136	88
0273 MONEE PCT 007	142	79
0274 MONEE PCT 008	191	89

ABSTRACT OF VOTES

WILL COUNTY, ILLINOIS
 GENERAL ELECTION
 NOVEMBER 2, 2010

OFFICIAL RESULTS

VOTES PERCENT

IL CONSTITUTIONAL AMENDMENT

Vote for 1

01 = YES

02 = NO

101,256 63.82
 57,394 36.18

(CONTINUED FROM PREVIOUS PAGE)

	01	02
0275 MONEE PCT 009	313	255
0276 MONEE PCT 010	212	107
0277 MONEE PCT 011	218	89
0278 MONEE PCT 012	163	126
0279 NEW LENOX PCT 001	137	71
0280 NEW LENOX PCT 002	253	116
0281 NEW LENOX PCT 003	257	206
0282 NEW LENOX PCT 004	328	197
0283 NEW LENOX PCT 005	376	228
0284 NEW LENOX PCT 006	180	128
0285 NEW LENOX PCT 007	309	168
0286 NEW LENOX PCT 008	225	155
0287 NEW LENOX PCT 009	225	127
0288 NEW LENOX PCT 010	200	167
0289 NEW LENOX PCT 011	293	169
0290 NEW LENOX PCT 012	474	269
0291 NEW LENOX PCT 013	293	184
0292 NEW LENOX PCT 014	213	100
0293 NEW LENOX PCT 015	170	82
0294 NEW LENOX PCT 016	190	115
0295 NEW LENOX PCT 017	180	101
0296 NEW LENOX PCT 018	221	117
0297 NEW LENOX PCT 019	220	123
0298 NEW LENOX PCT 020	376	196
0299 NEW LENOX PCT 021	186	102
0300 NEW LENOX PCT 022	361	177
0301 NEW LENOX PCT 023	204	109
0302 NEW LENOX PCT 024	505	261
0303 NEW LENOX PCT 025	244	149
0304 NEW LENOX PCT 026	236	136
0305 NEW LENOX PCT 027	210	114
0306 NEW LENOX PCT 028	228	126
0307 NEW LENOX PCT 029	197	92
0308 NEW LENOX PCT 030	188	102
0309 PEOTONE PCT 001	318	201
0310 PEOTONE PCT 002	362	209
0311 PEOTONE PCT 003	210	131
0312 PLAINFIELD PCT 001	311	142
0313 PLAINFIELD PCT 002	131	79
0314 PLAINFIELD PCT 003	158	85
0315 PLAINFIELD PCT 004	252	156
0316 PLAINFIELD PCT 005	172	132
0317 PLAINFIELD PCT 006	290	151
0318 PLAINFIELD PCT 007	191	129
0319 PLAINFIELD PCT 008	440	199
0320 PLAINFIELD PCT 009	228	179
0321 PLAINFIELD PCT 010	179	102
0322 PLAINFIELD PCT 011	156	98
0323 PLAINFIELD PCT 012	205	132
0324 PLAINFIELD PCT 013	184	77
0325 PLAINFIELD PCT 014	303	190
0326 PLAINFIELD PCT 015	220	105
0327 PLAINFIELD PCT 016	253	112
0328 PLAINFIELD PCT 017	132	75
0329 PLAINFIELD PCT 018	172	61

ABSTRACT OF VOTES

WILL COUNTY, ILLINOIS
 GENERAL ELECTION
 NOVEMBER 2, 2010

OFFICIAL RESULTS

VOTES PERCENT

IL CONSTITUTIONAL AMENDMENT

Vote for 1

01 = YES

02 = NO

101,256 63.82
 57,394 36.18

(CONTINUED FROM PREVIOUS PAGE)

	01	02
0330 PLAINFIELD PCT 019	223	121
0331 PLAINFIELD PCT 020	169	83
0332 PLAINFIELD PCT 021	109	76
0333 PLAINFIELD PCT 022	274	150
0334 PLAINFIELD PCT 023	148	81
0335 PLAINFIELD PCT 024	203	90
0336 PLAINFIELD PCT 025	244	107
0337 PLAINFIELD PCT 026	236	154
0338 PLAINFIELD PCT 027	209	116
0339 PLAINFIELD PCT 028	242	115
0340 PLAINFIELD PCT 029	98	50
0341 PLAINFIELD PCT 030	127	59
0342 PLAINFIELD PCT 031	193	130
0343 PLAINFIELD PCT 032	289	158
0344 PLAINFIELD PCT 033	213	142
0345 PLAINFIELD PCT 034	161	72
0346 PLAINFIELD PCT 035	547	308
0347 PLAINFIELD PCT 036	244	141
0348 PLAINFIELD PCT 037	259	132
0349 PLAINFIELD PCT 038	278	129
0350 PLAINFIELD PCT 039	252	145
0351 PLAINFIELD PCT 040	250	134
0352 PLAINFIELD PCT 041	264	94
0353 PLAINFIELD PCT 042	143	79
0354 PLAINFIELD PCT 043	169	112
0355 PLAINFIELD PCT 044	206	85
0356 PLAINFIELD PCT 045	344	189
0357 PLAINFIELD PCT 046	200	133
0358 REED PCT 001	283	172
0359 REED PCT 002	169	103
0360 REED PCT 003	76	62
0361 REED PCT 004	171	96
0362 REED PCT 005	217	151
0363 TROY PCT 001	305	176
0364 TROY PCT 002	305	219
0365 TROY PCT 003	230	130
0366 TROY PCT 004	178	102
0367 TROY PCT 005	147	84
0368 TROY PCT 006	152	91
0369 TROY PCT 007	215	120
0370 TROY PCT 008	328	239
0371 TROY PCT 009	200	103
0372 TROY PCT 010	424	213
0373 TROY PCT 011	657	342
0374 TROY PCT 012	174	121
0375 TROY PCT 013	215	123
0376 TROY PCT 014	149	93
0377 TROY PCT 015	206	110
0378 TROY PCT 016	349	179
0379 TROY PCT 017	324	173
0380 TROY PCT 018	318	152
0381 TROY PCT 019	290	189
0382 TROY PCT 020	336	177
0383 TROY PCT 021	266	158
0384 TROY PCT 022	272	167

ABSTRACT OF VOTES

WILL COUNTY, ILLINOIS
 GENERAL ELECTION
 NOVEMBER 2, 2010

OFFICIAL RESULTS

VOTES PERCENT

IL CONSTITUTIONAL AMENDMENT

Vote for 1

01 = YES

02 = NO

101,256 63.82
 57,394 36.18

(CONTINUED FROM PREVIOUS PAGE)

 01 02

0385 TROY PCT 023	162	98
0386 TROY PCT 024	193	180
0387 TROY PCT 025	208	123
0388 TROY PCT 026	304	157
0389 TROY PCT 027	187	149
0390 TROY PCT 028	501	288
0391 TROY PCT 029	195	107
0392 TROY PCT 030	179	132
0393 WASHINGTON PCT 001	292	162
0394 WASHINGTON PCT 002	117	109
0395 WASHINGTON PCT 003	263	176
0396 WASHINGTON PCT 004	355	202
0397 WESLEY PCT 001	230	140
0398 WESLEY PCT 002	158	105
0399 WHEATLAND PCT 001	284	138
0400 WHEATLAND PCT 002	240	111
0401 WHEATLAND PCT 003	241	94
0402 WHEATLAND PCT 004	360	186
0403 WHEATLAND PCT 005	324	131
0404 WHEATLAND PCT 006	312	144
0405 WHEATLAND PCT 007	254	189
0406 WHEATLAND PCT 008	289	121
0407 WHEATLAND PCT 009	293	132
0408 WHEATLAND PCT 010	438	185
0409 WHEATLAND PCT 011	335	125
0410 WHEATLAND PCT 012	298	110
0411 WHEATLAND PCT 013	306	112
0412 WHEATLAND PCT 014	217	98
0413 WHEATLAND PCT 015	200	88
0414 WHEATLAND PCT 016	291	123
0415 WHEATLAND PCT 017	217	110
0416 WHEATLAND PCT 018	558	259
0417 WHEATLAND PCT 019	351	162
0418 WHEATLAND PCT 020	257	86
0419 WHEATLAND PCT 021	365	111
0420 WHEATLAND PCT 022	117	76
0421 WHEATLAND PCT 023	273	144
0422 WHEATLAND PCT 024	201	83
0423 WHEATLAND PCT 025	334	166
0424 WHEATLAND PCT 026	255	81
0425 WHEATLAND PCT 027	246	120
0426 WHEATLAND PCT 028	316	159
0427 WHEATLAND PCT 029	213	97
0428 WHEATLAND PCT 030	199	64
0429 WHEATLAND PCT 031	279	115
0430 WHEATLAND PCT 032	225	90
0431 WHEATLAND PCT 033	202	65
0432 WHEATLAND PCT 034	554	274
0433 WHEATLAND PCT 035	389	191
0434 WHEATLAND PCT 036	201	98
0435 WHEATLAND PCT 037	303	154
0436 WHEATLAND PCT 038	291	143
0437 WHEATLAND PCT 039	313	133
0438 WHEATLAND PCT 040	251	98
0439 WILL PCT 001	314	235

	VOTES	PERCENT
IL CONSTITUTIONAL AMENDMENT		
Vote for 1		
01 = YES	101,256	63.82
02 = NO	57,394	36.18

(CONTINUED FROM PREVIOUS PAGE)	01	02
0440 WILMINGTON PCT 001	129	57
0441 WILMINGTON PCT 002	156	132
0442 WILMINGTON PCT 003	335	211
0443 WILMINGTON PCT 004	124	94
0444 WILMINGTON PCT 005	241	130
0445 WILTON PCT 001	188	163



Nancy Schultz Voots

W I L L C O U N T Y C L E R K

A stylized graphic of the American flag, with the stars and stripes rendered in a soft, painterly style, positioned behind the title text.

**UNITED STATES
SENATOR
(Full Term)
SUMMARY**

ABSTRACT OF VOTES

WILL COUNTY, ILLINOIS
 GENERAL ELECTION
 NOVEMBER 2, 2010

OFFICIAL RESULTS

01 = REGISTERED VOTERS - TOTAL	371,079	04 = VOTER TURNOUT - TOTAL	TOTAL PERCENT	52.41
02 = BALLOTS CAST - TOTAL	194,490	05 = VOTER TURNOUT - BLANK		.01
03 = BALLOTS CAST - BLANK	23			

	01	02	03	04	05
0001 CHANNAHON PCT 001	580	335	0		.00
0002 CHANNAHON PCT 002	580	304	0		.00
0003 CHANNAHON PCT 003	714	413	0		.00
0004 CHANNAHON PCT 004	1001	567	0		.00
0005 CHANNAHON PCT 005	633	363	0		.00
0006 CHANNAHON PCT 006	752	417	0		.00
0007 CHANNAHON PCT 007	686	408	0		.00
0008 CHANNAHON PCT 008	1173	595	0		.00
0009 CHANNAHON PCT 009	541	316	0		.00
0010 CRETE PCT 001	755	429	0		.00
0011 CRETE PCT 002	851	500	0		.00
0012 CRETE PCT 003	828	350	0		.00
0013 CRETE PCT 004	635	295	0		.00
0014 CRETE PCT 005	395	147	0		.00
0015 CRETE PCT 006	876	423	0		.00
0016 CRETE PCT 007	946	623	0		.00
0017 CRETE PCT 008	909	554	0		.00
0018 CRETE PCT 009	656	378	0		.00
0019 CRETE PCT 010	1042	574	0		.00
0020 CRETE PCT 011	912	535	0		.00
0021 CRETE PCT 012	739	404	0		.00
0022 CRETE PCT 013	1023	662	0		.00
0023 CRETE PCT 014	1036	656	0		.00
0024 CRETE PCT 015	742	452	0		.00
0025 CRETE PCT 016	1031	549	0		.00
0026 CRETE PCT 017	730	415	0		.00
0027 CUSTER PCT 001	969	584	0		.00
0028 DU PAGE PCT 001	872	388	0		.00
0029 DU PAGE PCT 002	492	199	0		.00
0030 DU PAGE PCT 003	456	216	0		.00
0031 DU PAGE PCT 004	574	262	0		.00
0032 DU PAGE PCT 005	668	296	0		.00
0033 DU PAGE PCT 006	699	321	0		.00
0034 DU PAGE PCT 007	791	359	0		.00
0035 DU PAGE PCT 008	967	449	0		.00
0036 DU PAGE PCT 009	729	255	0		.00
0037 DU PAGE PCT 010	860	407	0		.00
0038 DU PAGE PCT 011	901	478	0		.00
0039 DU PAGE PCT 012	915	443	0		.00
0040 DU PAGE PCT 013	938	496	0		.00
0041 DU PAGE PCT 014	1003	465	0		.00
0042 DU PAGE PCT 015	679	325	0		.00
0043 DU PAGE PCT 016	789	391	0		.00
0044 DU PAGE PCT 017	715	365	0		.00
0045 DU PAGE PCT 018	1019	517	1		.10
0046 DU PAGE PCT 019	846	371	0		.00
0047 DU PAGE PCT 020	915	494	0		.00
0048 DU PAGE PCT 021	721	356	0		.00
0049 DU PAGE PCT 022	501	234	0		.00
0050 DU PAGE PCT 023	804	443	0		.00
0051 DU PAGE PCT 024	834	427	0		.00
0052 DU PAGE PCT 025	566	292	0		.00
0053 DU PAGE PCT 026	792	340	0		.00
0054 DU PAGE PCT 027	799	429	0		.00
0055 DU PAGE PCT 028	910	430	1		.11

ABSTRACT OF VOTES

WILL COUNTY, ILLINOIS
 GENERAL ELECTION
 NOVEMBER 2, 2010

OFFICIAL RESULTS

01 = REGISTERED VOTERS - TOTAL	371,079	04 = VOTER TURNOUT - TOTAL	TOTAL	PERCENT
02 = BALLOTS CAST - TOTAL	194,490	05 = VOTER TURNOUT - BLANK	52.41	
03 = BALLOTS CAST - BLANK	23		.01	

(CONTINUED FROM PREVIOUS PAGE)

	01	02	03	04	05
0056 DU PAGE PCT 029	689	358	0		.00
0057 DU PAGE PCT 030	919	563	0		.00
0058 DU PAGE PCT 031	1141	655	1		.09
0059 DU PAGE PCT 032	845	485	0		.00
0060 DU PAGE PCT 033	592	333	0		.00
0061 DU PAGE PCT 034	1026	654	0		.00
0062 DU PAGE PCT 035	873	499	0		.00
0063 DU PAGE PCT 036	873	472	0		.00
0064 DU PAGE PCT 037	925	487	0		.00
0065 DU PAGE PCT 038	817	324	0		.00
0066 DU PAGE PCT 039	744	336	0		.00
0067 DU PAGE PCT 040	1126	551	0		.00
0068 DU PAGE PCT 041	613	354	0		.00
0069 DU PAGE PCT 042	723	383	0		.00
0070 DU PAGE PCT 043	672	333	0		.00
0071 DU PAGE PCT 044	992	768	0		.00
0072 DU PAGE PCT 045	1037	531	0		.00
0073 DU PAGE PCT 046	582	283	0		.00
0074 DU PAGE PCT 047	1324	627	0		.00
0075 DU PAGE PCT 048	1391	551	0		.00
0076 DU PAGE PCT 049	721	426	0		.00
0077 DU PAGE PCT 050	477	185	0		.00
0078 DU PAGE PCT 051	1040	498	0		.00
0079 DU PAGE PCT 052	678	389	0		.00
0080 DU PAGE PCT 053	1031	547	0		.00
0081 DU PAGE PCT 054	748	345	0		.00
0082 DU PAGE PCT 055	898	442	0		.00
0083 FLORENCE PCT 001	592	340	0		.00
0084 FRANKFORT PCT 001	646	409	0		.00
0085 FRANKFORT PCT 002	1192	732	0		.00
0086 FRANKFORT PCT 003	968	584	0		.00
0087 FRANKFORT PCT 004	445	303	0		.00
0088 FRANKFORT PCT 005	783	418	0		.00
0089 FRANKFORT PCT 006	1111	521	0		.00
0090 FRANKFORT PCT 007	606	366	0		.00
0091 FRANKFORT PCT 008	666	454	0		.00
0092 FRANKFORT PCT 009	684	344	0		.00
0093 FRANKFORT PCT 010	1093	601	0		.00
0094 FRANKFORT PCT 011	710	367	0		.00
0095 FRANKFORT PCT 012	1207	775	0		.00
0096 FRANKFORT PCT 013	792	523	0		.00
0097 FRANKFORT PCT 014	769	483	0		.00
0098 FRANKFORT PCT 015	819	441	0		.00
0099 FRANKFORT PCT 016	650	391	0		.00
0100 FRANKFORT PCT 017	789	409	0		.00
0101 FRANKFORT PCT 018	579	394	0		.00
0102 FRANKFORT PCT 019	768	484	1		.13
0103 FRANKFORT PCT 020	512	233	0		.00
0104 FRANKFORT PCT 021	919	446	0		.00
0105 FRANKFORT PCT 022	819	544	0		.00
0106 FRANKFORT PCT 023	730	397	0		.00
0107 FRANKFORT PCT 024	597	426	1		.17
0108 FRANKFORT PCT 025	1049	639	0		.00
0109 FRANKFORT PCT 026	918	621	0		.00
0110 FRANKFORT PCT 027	998	668	0		.00
0111 FRANKFORT PCT 028	908	614	0		.00

ABSTRACT OF VOTES

WILL COUNTY, ILLINOIS
 GENERAL ELECTION
 NOVEMBER 2, 2010

OFFICIAL RESULTS

01 = REGISTERED VOTERS - TOTAL	371,079	04 = VOTER TURNOUT - TOTAL	TOTAL	PERCENT
02 = BALLOTS CAST - TOTAL	194,490	05 = VOTER TURNOUT - BLANK	52.41	
03 = BALLOTS CAST - BLANK	23		.01	

(CONTINUED FROM PREVIOUS PAGE)

	01	02	03	04	05
0112 FRANKFORT PCT 029	1327	697	0		.00
0113 FRANKFORT PCT 030	810	402	0		.00
0114 FRANKFORT PCT 031	944	503	0		.00
0115 FRANKFORT PCT 032	871	607	0		.00
0116 FRANKFORT PCT 033	598	397	0		.00
0117 FRANKFORT PCT 034	710	448	0		.00
0118 FRANKFORT PCT 035	876	574	0		.00
0119 FRANKFORT PCT 036	586	357	0		.00
0120 FRANKFORT PCT 037	1200	669	0		.00
0121 FRANKFORT PCT 038	684	467	0		.00
0122 FRANKFORT PCT 039	895	549	0		.00
0123 FRANKFORT PCT 040	842	407	0		.00
0124 FRANKFORT PCT 041	1063	605	0		.00
0125 FRANKFORT PCT 042	1089	689	0		.00
0126 GREEN GARDEN PCT 001	827	498	0		.00
0127 GREEN GARDEN PCT 002	842	515	0		.00
0128 GREEN GARDEN PCT 003	750	479	1		.13
0129 HOMER PCT 001	762	374	0		.00
0130 HOMER PCT 002	422	278	0		.00
0131 HOMER PCT 003	736	446	0		.00
0132 HOMER PCT 004	561	322	0		.00
0133 HOMER PCT 005	748	422	0		.00
0134 HOMER PCT 006	1097	496	0		.00
0135 HOMER PCT 007	928	510	0		.00
0136 HOMER PCT 008	872	465	0		.00
0137 HOMER PCT 009	760	430	0		.00
0138 HOMER PCT 010	1340	761	0		.00
0139 HOMER PCT 011	1281	630	0		.00
0140 HOMER PCT 012	1015	571	0		.00
0141 HOMER PCT 013	916	542	0		.00
0142 HOMER PCT 014	613	314	0		.00
0143 HOMER PCT 015	888	487	0		.00
0144 HOMER PCT 016	623	296	0		.00
0145 HOMER PCT 017	782	421	0		.00
0146 HOMER PCT 018	948	523	0		.00
0147 HOMER PCT 019	838	470	0		.00
0148 HOMER PCT 020	730	429	0		.00
0149 HOMER PCT 021	1056	594	0		.00
0150 HOMER PCT 022	1068	525	0		.00
0151 HOMER PCT 023	822	399	0		.00
0152 HOMER PCT 024	789	386	0		.00
0153 HOMER PCT 025	646	329	0		.00
0154 HOMER PCT 026	817	423	0		.00
0155 HOMER PCT 027	1018	514	0		.00
0156 HOMER PCT 028	671	359	0		.00
0157 JACKSON PCT 001	482	306	0		.00
0158 JACKSON PCT 002	691	432	0		.00
0159 JACKSON PCT 003	1118	669	0		.00
0160 JACKSON PCT 004	417	236	0		.00
0161 JOLIET PCT 001	766	414	0		.00
0162 JOLIET PCT 002	544	275	0		.00
0163 JOLIET PCT 003	523	257	0		.00
0164 JOLIET PCT 004	535	211	0		.00
0165 JOLIET PCT 005	718	325	0		.00
0166 JOLIET PCT 006	658	313	0		.00
0167 JOLIET PCT 007	575	296	0		.00

ABSTRACT OF VOTES

WILL COUNTY, ILLINOIS
 GENERAL ELECTION
 NOVEMBER 2, 2010

OFFICIAL RESULTS

01 = REGISTERED VOTERS - TOTAL	371,079	TOTAL	PERCENT	04 = VOTER TURNOUT - TOTAL	52.41
02 = BALLOTS CAST - TOTAL	194,490			05 = VOTER TURNOUT - BLANK	.01
03 = BALLOTS CAST - BLANK	23				

(CONTINUED FROM PREVIOUS PAGE)

	01	02	03	04	05
0168 JOLIET PCT 008	836	276	0		.00
0169 JOLIET PCT 009	758	305	0		.00
0170 JOLIET PCT 010	547	240	0		.00
0171 JOLIET PCT 011	758	258	0		.00
0172 JOLIET PCT 012	856	545	0		.00
0173 JOLIET PCT 013	614	428	0		.00
0174 JOLIET PCT 014	691	406	0		.00
0175 JOLIET PCT 015	684	316	0		.00
0176 JOLIET PCT 016	704	289	1		.14
0177 JOLIET PCT 017	722	368	0		.00
0178 JOLIET PCT 018	636	183	0		.00
0179 JOLIET PCT 019	554	243	0		.00
0180 JOLIET PCT 020	457	289	0		.00
0181 JOLIET PCT 021	658	323	0		.00
0182 JOLIET PCT 022	705	403	1		.14
0183 JOLIET PCT 023	676	364	0		.00
0184 JOLIET PCT 024	773	323	0		.00
0185 JOLIET PCT 025	886	298	1		.11
0186 JOLIET PCT 026	895	455	0		.00
0187 JOLIET PCT 027	709	330	0		.00
0188 JOLIET PCT 028	650	313	0		.00
0189 JOLIET PCT 029	653	401	0		.00
0190 JOLIET PCT 030	607	234	0		.00
0191 JOLIET PCT 031	520	354	0		.00
0192 JOLIET PCT 032	660	271	0		.00
0193 JOLIET PCT 033	484	281	0		.00
0194 JOLIET PCT 034	596	229	0		.00
0195 JOLIET PCT 035	631	253	0		.00
0196 JOLIET PCT 036	434	173	0		.00
0197 JOLIET PCT 037	625	312	0		.00
0198 JOLIET PCT 038	602	264	0		.00
0199 JOLIET PCT 039	815	441	0		.00
0200 JOLIET PCT 040	682	381	3		.44
0201 JOLIET PCT 041	609	334	0		.00
0202 JOLIET PCT 042	772	386	0		.00
0203 JOLIET PCT 043	794	344	0		.00
0204 JOLIET PCT 044	731	389	0		.00
0205 JOLIET PCT 045	650	189	0		.00
0206 JOLIET PCT 046	440	130	0		.00
0207 JOLIET PCT 047	679	349	0		.00
0208 JOLIET PCT 048	578	227	0		.00
0209 JOLIET PCT 049	835	380	0		.00
0210 JOLIET PCT 050	897	342	0		.00
0211 JOLIET PCT 051	680	280	0		.00
0212 JOLIET PCT 052	645	222	0		.00
0213 JOLIET PCT 053	589	210	0		.00
0214 JOLIET PCT 054	703	284	0		.00
0215 JOLIET PCT 055	688	257	0		.00
0216 JOLIET PCT 056	1129	523	0		.00
0217 JOLIET PCT 057	580	225	0		.00
0218 JOLIET PCT 058	419	148	0		.00
0219 JOLIET PCT 059	779	412	0		.00
0220 JOLIET PCT 060	786	242	0		.00
0221 JOLIET PCT 061	652	208	0		.00
0222 JOLIET PCT 062	423	196	0		.00
0223 JOLIET PCT 063	432	182	0		.00

ABSTRACT OF VOTES

WILL COUNTY, ILLINOIS
 GENERAL ELECTION
 NOVEMBER 2, 2010

OFFICIAL RESULTS

01 = REGISTERED VOTERS - TOTAL	371,079	TOTAL PERCENT	04 = VOTER TURNOUT - TOTAL	52.41
02 = BALLOTS CAST - TOTAL	194,490		05 = VOTER TURNOUT - BLANK	.01
03 = BALLOTS CAST - BLANK	23			

(CONTINUED FROM PREVIOUS PAGE)

	01	02	03	04	05
0224 JOLIET PCT 064	840	275	0		.00
0225 LOCKPORT PCT 001	555	347	0		.00
0226 LOCKPORT PCT 002	519	312	0		.00
0227 LOCKPORT PCT 003	886	440	0		.00
0228 LOCKPORT PCT 004	621	330	0		.00
0229 LOCKPORT PCT 005	453	172	0		.00
0230 LOCKPORT PCT 006	638	303	0		.00
0231 LOCKPORT PCT 007	678	294	0		.00
0232 LOCKPORT PCT 008	885	408	0		.00
0233 LOCKPORT PCT 009	1272	803	2		.16
0234 LOCKPORT PCT 010	798	381	0		.00
0235 LOCKPORT PCT 011	618	280	0		.00
0236 LOCKPORT PCT 012	1140	502	0		.00
0237 LOCKPORT PCT 013	1001	439	0		.00
0238 LOCKPORT PCT 014	664	396	0		.00
0239 LOCKPORT PCT 015	1134	521	0		.00
0240 LOCKPORT PCT 016	576	329	0		.00
0241 LOCKPORT PCT 017	538	298	0		.00
0242 LOCKPORT PCT 018	598	314	0		.00
0243 LOCKPORT PCT 019	1191	538	0		.00
0244 LOCKPORT PCT 020	1314	589	0		.00
0245 LOCKPORT PCT 021	596	324	0		.00
0246 LOCKPORT PCT 022	654	427	0		.00
0247 LOCKPORT PCT 023	956	390	0		.00
0248 LOCKPORT PCT 024	706	271	0		.00
0249 LOCKPORT PCT 025	875	508	0		.00
0250 LOCKPORT PCT 026	745	260	0		.00
0251 LOCKPORT PCT 027	721	578	0		.00
0252 LOCKPORT PCT 028	812	482	0		.00
0253 LOCKPORT PCT 029	1047	384	0		.00
0254 LOCKPORT PCT 030	1053	803	0		.00
0255 LOCKPORT PCT 031	1222	506	0		.00
0256 LOCKPORT PCT 032	816	344	0		.00
0257 LOCKPORT PCT 033	1244	515	0		.00
0258 LOCKPORT PCT 034	677	374	0		.00
0259 LOCKPORT PCT 035	1040	822	0		.00
0260 LOCKPORT PCT 036	1990	1468	0		.00
0261 LOCKPORT PCT 037	880	381	0		.00
0262 MANHATTAN PCT 001	813	498	0		.00
0263 MANHATTAN PCT 002	1521	846	0		.00
0264 MANHATTAN PCT 003	627	420	0		.00
0265 MANHATTAN PCT 004	964	568	0		.00
0266 MANHATTAN PCT 005	1531	874	0		.00
0267 MONEE PCT 001	817	431	0		.00
0268 MONEE PCT 002	631	338	0		.00
0269 MONEE PCT 003	544	317	0		.00
0270 MONEE PCT 004	820	380	0		.00
0271 MONEE PCT 005	962	500	1		.10
0272 MONEE PCT 006	584	302	1		.17
0273 MONEE PCT 007	633	336	0		.00
0274 MONEE PCT 008	978	436	0		.00
0275 MONEE PCT 009	1104	689	0		.00
0276 MONEE PCT 010	639	443	0		.00
0277 MONEE PCT 011	714	421	0		.00
0278 MONEE PCT 012	708	356	0		.00
0279 NEW LENOX PCT 001	559	266	0		.00

ABSTRACT OF VOTES

WILL COUNTY, ILLINOIS
 GENERAL ELECTION
 NOVEMBER 2, 2010

OFFICIAL RESULTS

01 = REGISTERED VOTERS - TOTAL	TOTAL	371,079	PERCENT	52.41
02 = BALLOTS CAST - TOTAL		194,490		
03 = BALLOTS CAST - BLANK		23		.01
				04 = VOTER TURNOUT - TOTAL
				05 = VOTER TURNOUT - BLANK

(CONTINUED FROM PREVIOUS PAGE)

	01	02	03	04	05
0280 NEW LENOX PCT 002	706	430	0		.00
0281 NEW LENOX PCT 003	943	574	0		.00
0282 NEW LENOX PCT 004	976	605	0		.00
0283 NEW LENOX PCT 005	1415	750	0		.00
0284 NEW LENOX PCT 006	644	385	0		.00
0285 NEW LENOX PCT 007	940	574	0		.00
0286 NEW LENOX PCT 008	771	449	0		.00
0287 NEW LENOX PCT 009	705	408	0		.00
0288 NEW LENOX PCT 010	612	438	0		.00
0289 NEW LENOX PCT 011	915	521	0		.00
0290 NEW LENOX PCT 012	1315	881	0		.00
0291 NEW LENOX PCT 013	1053	591	0		.00
0292 NEW LENOX PCT 014	765	393	0		.00
0293 NEW LENOX PCT 015	532	291	0		.00
0294 NEW LENOX PCT 016	586	352	0		.00
0295 NEW LENOX PCT 017	532	321	0		.00
0296 NEW LENOX PCT 018	749	412	0		.00
0297 NEW LENOX PCT 019	657	402	0		.00
0298 NEW LENOX PCT 020	1174	645	0		.00
0299 NEW LENOX PCT 021	652	341	0		.00
0300 NEW LENOX PCT 022	1073	634	0		.00
0301 NEW LENOX PCT 023	653	371	0		.00
0302 NEW LENOX PCT 024	1542	864	0		.00
0303 NEW LENOX PCT 025	796	459	0		.00
0304 NEW LENOX PCT 026	749	420	0		.00
0305 NEW LENOX PCT 027	767	389	1		.13
0306 NEW LENOX PCT 028	718	427	0		.00
0307 NEW LENOX PCT 029	759	334	0		.00
0308 NEW LENOX PCT 030	618	363	0		.00
0309 PEOTONE PCT 001	940	597	0		.00
0310 PEOTONE PCT 002	1038	660	0		.00
0311 PEOTONE PCT 003	778	443	0		.00
0312 PLAINFIELD PCT 001	1204	558	0		.00
0313 PLAINFIELD PCT 002	467	241	0		.00
0314 PLAINFIELD PCT 003	587	314	0		.00
0315 PLAINFIELD PCT 004	1194	494	1		.08
0316 PLAINFIELD PCT 005	717	388	0		.00
0317 PLAINFIELD PCT 006	1069	514	0		.00
0318 PLAINFIELD PCT 007	678	401	0		.00
0319 PLAINFIELD PCT 008	1356	746	0		.00
0320 PLAINFIELD PCT 009	1039	510	0		.00
0321 PLAINFIELD PCT 010	613	328	0		.00
0322 PLAINFIELD PCT 011	593	307	0		.00
0323 PLAINFIELD PCT 012	945	403	0		.00
0324 PLAINFIELD PCT 013	553	302	0		.00
0325 PLAINFIELD PCT 014	1190	567	0		.00
0326 PLAINFIELD PCT 015	877	388	0		.00
0327 PLAINFIELD PCT 016	847	420	0		.00
0328 PLAINFIELD PCT 017	644	257	0		.00
0329 PLAINFIELD PCT 018	676	287	0		.00
0330 PLAINFIELD PCT 019	816	421	0		.00
0331 PLAINFIELD PCT 020	716	310	0		.00
0332 PLAINFIELD PCT 021	402	225	0		.00
0333 PLAINFIELD PCT 022	967	502	0		.00
0334 PLAINFIELD PCT 023	748	297	0		.00
0335 PLAINFIELD PCT 024	719	337	0		.00

ABSTRACT OF VOTES

WILL COUNTY, ILLINOIS
 GENERAL ELECTION
 NOVEMBER 2, 2010

OFFICIAL RESULTS

01 = REGISTERED VOTERS - TOTAL	TOTAL	371,079	PERCENT	52.41
02 = BALLOTS CAST - TOTAL		194,490		
03 = BALLOTS CAST - BLANK		23		.01
				04 = VOTER TURNOUT - TOTAL
				05 = VOTER TURNOUT - BLANK

(CONTINUED FROM PREVIOUS PAGE)

	01	02	03	04	05
0336 PLAINFIELD PCT 025	825	406	0		.00
0337 PLAINFIELD PCT 026	1070	489	0		.00
0338 PLAINFIELD PCT 027	879	386	0		.00
0339 PLAINFIELD PCT 028	916	433	0		.00
0340 PLAINFIELD PCT 029	661	208	0		.00
0341 PLAINFIELD PCT 030	611	213	0		.00
0342 PLAINFIELD PCT 031	951	370	0		.00
0343 PLAINFIELD PCT 032	1265	542	1		.08
0344 PLAINFIELD PCT 033	913	426	0		.00
0345 PLAINFIELD PCT 034	709	284	0		.00
0346 PLAINFIELD PCT 035	2010	948	0		.00
0347 PLAINFIELD PCT 036	1045	454	0		.00
0348 PLAINFIELD PCT 037	1266	465	0		.00
0349 PLAINFIELD PCT 038	941	502	0		.00
0350 PLAINFIELD PCT 039	891	457	0		.00
0351 PLAINFIELD PCT 040	911	453	0		.00
0352 PLAINFIELD PCT 041	922	425	0		.00
0353 PLAINFIELD PCT 042	745	265	0		.00
0354 PLAINFIELD PCT 043	705	338	0		.00
0355 PLAINFIELD PCT 044	818	350	0		.00
0356 PLAINFIELD PCT 045	1800	689	0		.00
0357 PLAINFIELD PCT 046	985	410	0		.00
0358 REED PCT 001	1191	567	0		.00
0359 REED PCT 002	683	330	0		.00
0360 REED PCT 003	508	203	0		.00
0361 REED PCT 004	795	319	0		.00
0362 REED PCT 005	842	461	0		.00
0363 TROY PCT 001	882	550	0		.00
0364 TROY PCT 002	1300	670	0		.00
0365 TROY PCT 003	842	466	0		.00
0366 TROY PCT 004	465	336	0		.00
0367 TROY PCT 005	438	268	0		.00
0368 TROY PCT 006	535	296	0		.00
0369 TROY PCT 007	878	437	0		.00
0370 TROY PCT 008	1192	715	0		.00
0371 TROY PCT 009	705	373	0		.00
0372 TROY PCT 010	1398	738	0		.00
0373 TROY PCT 011	1812	1181	0		.00
0374 TROY PCT 012	663	375	0		.00
0375 TROY PCT 013	880	403	0		.00
0376 TROY PCT 014	592	319	0		.00
0377 TROY PCT 015	656	364	0		.00
0378 TROY PCT 016	966	629	0		.00
0379 TROY PCT 017	1512	587	0		.00
0380 TROY PCT 018	988	577	0		.00
0381 TROY PCT 019	935	557	0		.00
0382 TROY PCT 020	1099	623	0		.00
0383 TROY PCT 021	995	472	0		.00
0384 TROY PCT 022	887	508	0		.00
0385 TROY PCT 023	708	324	0		.00
0386 TROY PCT 024	765	447	0		.00
0387 TROY PCT 025	681	400	0		.00
0388 TROY PCT 026	1391	531	0		.00
0389 TROY PCT 027	859	422	0		.00
0390 TROY PCT 028	1622	920	0		.00
0391 TROY PCT 029	843	371	0		.00

ABSTRACT OF VOTES

WILL COUNTY, ILLINOIS
 GENERAL ELECTION
 NOVEMBER 2, 2010

OFFICIAL RESULTS

01 = REGISTERED VOTERS - TOTAL	371,079	04 = VOTER TURNOUT - TOTAL	TOTAL PERCENT	52.41
02 = BALLOTS CAST - TOTAL	194,490	05 = VOTER TURNOUT - BLANK		.01
03 = BALLOTS CAST - BLANK	23			

(CONTINUED FROM PREVIOUS PAGE)

	01	02	03	04	05
0392 TROY PCT 030	613	379	0		.00
0393 WASHINGTON PCT 001	926	533	0		.00
0394 WASHINGTON PCT 002	498	295	0		.00
0395 WASHINGTON PCT 003	1012	544	0		.00
0396 WASHINGTON PCT 004	1200	673	0		.00
0397 WESLEY PCT 001	857	432	0		.00
0398 WESLEY PCT 002	634	307	0		.00
0399 WHEATLAND PCT 001	913	529	0		.00
0400 WHEATLAND PCT 002	712	415	0		.00
0401 WHEATLAND PCT 003	751	403	0		.00
0402 WHEATLAND PCT 004	1087	615	0		.00
0403 WHEATLAND PCT 005	897	536	0		.00
0404 WHEATLAND PCT 006	951	530	0		.00
0405 WHEATLAND PCT 007	978	531	0		.00
0406 WHEATLAND PCT 008	928	481	0		.00
0407 WHEATLAND PCT 009	905	515	0		.00
0408 WHEATLAND PCT 010	1516	742	0		.00
0409 WHEATLAND PCT 011	1016	527	0		.00
0410 WHEATLAND PCT 012	926	484	0		.00
0411 WHEATLAND PCT 013	1107	538	0		.00
0412 WHEATLAND PCT 014	758	394	0		.00
0413 WHEATLAND PCT 015	571	341	0		.00
0414 WHEATLAND PCT 016	844	489	0		.00
0415 WHEATLAND PCT 017	703	381	0		.00
0416 WHEATLAND PCT 018	1932	921	0		.00
0417 WHEATLAND PCT 019	1319	626	0		.00
0418 WHEATLAND PCT 020	685	384	0		.00
0419 WHEATLAND PCT 021	912	564	0		.00
0420 WHEATLAND PCT 022	710	264	0		.00
0421 WHEATLAND PCT 023	920	487	0		.00
0422 WHEATLAND PCT 024	588	321	0		.00
0423 WHEATLAND PCT 025	1337	574	0		.00
0424 WHEATLAND PCT 026	704	397	0		.00
0425 WHEATLAND PCT 027	787	437	0		.00
0426 WHEATLAND PCT 028	1127	542	0		.00
0427 WHEATLAND PCT 029	957	393	0		.00
0428 WHEATLAND PCT 030	693	336	1		.14
0429 WHEATLAND PCT 031	818	467	0		.00
0430 WHEATLAND PCT 032	798	394	0		.00
0431 WHEATLAND PCT 033	700	344	0		.00
0432 WHEATLAND PCT 034	1790	994	0		.00
0433 WHEATLAND PCT 035	1415	686	0		.00
0434 WHEATLAND PCT 036	625	342	0		.00
0435 WHEATLAND PCT 037	1122	534	0		.00
0436 WHEATLAND PCT 038	858	535	2		.23
0437 WHEATLAND PCT 039	1041	525	0		.00
0438 WHEATLAND PCT 040	778	424	0		.00
0439 WILL PCT 001	1070	659	0		.00
0440 WILMINGTON PCT 001	447	194	0		.00
0441 WILMINGTON PCT 002	624	340	0		.00
0442 WILMINGTON PCT 003	1130	660	0		.00
0443 WILMINGTON PCT 004	668	307	1		.15
0444 WILMINGTON PCT 005	937	465	0		.00
0445 WILTON PCT 001	583	415	0		.00

ABSTRACT OF VOTES

WILL COUNTY, ILLINOIS
 GENERAL ELECTION
 NOVEMBER 2, 2010

OFFICIAL RESULTS

	VOTES	PERCENT		VOTES	PERCENT
UNITED STATES SENATOR FULL TERM					
Vote for 1					
01 = Alexander "Alexi" Giannoulis (DEM)	77,631	41.07			
02 = LeAlan M. Jones (GRN)	5,790	3.06	04 = Mike Labno (LIB)	5,705	3.02
03 = Mark Steven Kirk (REP)	99,533	52.65	05 = WRITE-IN	378	.20

	01	02	03	04	05
0001 CHANNAHON PCT 001	112	16	180	17	0
0002 CHANNAHON PCT 002	110	14	165	8	0
0003 CHANNAHON PCT 003	151	12	216	15	0
0004 CHANNAHON PCT 004	189	17	318	23	4
0005 CHANNAHON PCT 005	105	17	223	8	2
0006 CHANNAHON PCT 006	124	18	242	18	0
0007 CHANNAHON PCT 007	113	14	261	12	0
0008 CHANNAHON PCT 008	207	26	331	12	0
0009 CHANNAHON PCT 009	108	4	187	5	1
0010 CRETE PCT 001	166	9	227	10	0
0011 CRETE PCT 002	236	25	205	14	1
0012 CRETE PCT 003	166	12	145	15	0
0013 CRETE PCT 004	104	23	144	17	0
0014 CRETE PCT 005	62	8	66	4	0
0015 CRETE PCT 006	210	16	171	11	0
0016 CRETE PCT 007	300	14	269	19	0
0017 CRETE PCT 008	188	16	319	22	1
0018 CRETE PCT 009	124	9	223	13	0
0019 CRETE PCT 010	243	19	277	19	1
0020 CRETE PCT 011	144	11	357	15	0
0021 CRETE PCT 012	287	11	93	5	0
0022 CRETE PCT 013	230	13	384	14	0
0023 CRETE PCT 014	416	12	200	6	2
0024 CRETE PCT 015	272	10	153	5	0
0025 CRETE PCT 016	168	22	309	23	2
0026 CRETE PCT 017	270	5	121	5	1
0027 CUSTER PCT 001	181	28	346	17	0
0028 DU PAGE PCT 001	183	17	165	11	0
0029 DU PAGE PCT 002	68	9	104	10	2
0030 DU PAGE PCT 003	96	12	96	6	0
0031 DU PAGE PCT 004	106	18	119	7	3
0032 DU PAGE PCT 005	137	17	125	12	1
0033 DU PAGE PCT 006	174	13	117	9	1
0034 DU PAGE PCT 007	180	15	129	24	1
0035 DU PAGE PCT 008	234	15	167	13	1
0036 DU PAGE PCT 009	178	8	54	8	1
0037 DU PAGE PCT 010	222	16	141	10	1
0038 DU PAGE PCT 011	255	16	179	8	1
0039 DU PAGE PCT 012	258	13	149	11	0
0040 DU PAGE PCT 013	277	14	179	12	2
0041 DU PAGE PCT 014	239	8	190	15	0
0042 DU PAGE PCT 015	212	14	80	12	0
0043 DU PAGE PCT 016	186	15	161	14	0
0044 DU PAGE PCT 017	194	7	144	11	2
0045 DU PAGE PCT 018	249	18	220	16	0
0046 DU PAGE PCT 019	213	9	125	15	1
0047 DU PAGE PCT 020	238	12	214	12	0
0048 DU PAGE PCT 021	129	21	186	10	1
0049 DU PAGE PCT 022	85	9	126	8	0
0050 DU PAGE PCT 023	266	16	141	14	0
0051 DU PAGE PCT 024	241	14	159	2	0
0052 DU PAGE PCT 025	153	12	99	17	1
0053 DU PAGE PCT 026	198	9	108	17	1

**For City of Aurora details
 refer to that section of this book.**

ABSTRACT OF VOTES

WILL COUNTY, ILLINOIS
 GENERAL ELECTION
 NOVEMBER 2, 2010

OFFICIAL RESULTS

	VOTES	PERCENT		VOTES	PERCENT
UNITED STATES SENATOR FULL TERM					
Vote for 1					
01 = Alexander "Alexi" Giannoulis (DEM)	77,631	41.07			
02 = LeAlan M. Jones (GRN)	5,790	3.06	04 = Mike Labno (LIB)	5,705	3.02
03 = Mark Steven Kirk (REP)	99,533	52.65	05 = WRITE-IN	378	.20

(CONTINUED FROM PREVIOUS PAGE)	01	02	03	04	05
0054 DU PAGE PCT 027	229	13	168	7	2
0055 DU PAGE PCT 028	233	11	156	14	0
0056 DU PAGE PCT 029	221	9	98	7	0
0057 DU PAGE PCT 030	196	6	339	12	0
0058 DU PAGE PCT 031	175	9	437	14	2
0059 DU PAGE PCT 032	163	8	291	10	0
0060 DU PAGE PCT 033	104	7	204	10	2
0061 DU PAGE PCT 034	199	13	416	13	0
0062 DU PAGE PCT 035	217	20	239	11	0
0063 DU PAGE PCT 036	176	12	257	10	2
0064 DU PAGE PCT 037	244	12	211	10	0
0065 DU PAGE PCT 038	214	7	84	9	0
0066 DU PAGE PCT 039	222	10	92	5	1
0067 DU PAGE PCT 040	311	10	196	16	1
0068 DU PAGE PCT 041	170	5	165	8	0
0069 DU PAGE PCT 042	177	10	180	7	0
0070 DU PAGE PCT 043	232	4	76	8	2
0071 DU PAGE PCT 044	225	22	459	27	2
0072 DU PAGE PCT 045	284	13	210	10	2
0073 DU PAGE PCT 046	164	8	85	13	0
0074 DU PAGE PCT 047	381	10	210	4	3
0075 DU PAGE PCT 048	310	16	188	16	3
0076 DU PAGE PCT 049	202	14	192	10	0
0077 DU PAGE PCT 050	144	4	26	5	0
0078 DU PAGE PCT 051	279	3	198	9	0
0079 DU PAGE PCT 052	114	11	251	7	0
0080 DU PAGE PCT 053	283	13	219	13	0
0081 DU PAGE PCT 054	217	11	100	4	0
0082 DU PAGE PCT 055	230	8	189	10	0
0083 FLORENCE PCT 001	117	11	188	7	1
0084 FRANKFORT PCT 001	111	10	272	6	1
0085 FRANKFORT PCT 002	230	15	408	38	1
0086 FRANKFORT PCT 003	169	16	367	18	1
0087 FRANKFORT PCT 004	98	16	166	11	0
0088 FRANKFORT PCT 005	133	9	252	13	1
0089 FRANKFORT PCT 006	194	15	282	13	2
0090 FRANKFORT PCT 007	109	5	237	5	1
0091 FRANKFORT PCT 008	120	13	303	10	0
0092 FRANKFORT PCT 009	119	11	197	12	1
0093 FRANKFORT PCT 010	218	15	322	19	1
0094 FRANKFORT PCT 011	119	16	209	16	1
0095 FRANKFORT PCT 012	249	7	493	18	0
0096 FRANKFORT PCT 013	156	15	318	23	2
0097 FRANKFORT PCT 014	166	10	281	13	1
0098 FRANKFORT PCT 015	152	18	236	23	0
0099 FRANKFORT PCT 016	105	3	261	10	3
0100 FRANKFORT PCT 017	143	22	218	16	1
0101 FRANKFORT PCT 018	87	2	298	2	2
0102 FRANKFORT PCT 019	188	9	259	13	1
0103 FRANKFORT PCT 020	102	18	95	8	1
0104 FRANKFORT PCT 021	181	9	230	14	2
0105 FRANKFORT PCT 022	163	15	328	23	1
0106 FRANKFORT PCT 023	119	17	234	14	0
0107 FRANKFORT PCT 024	140	14	238	12	0

ABSTRACT OF VOTES

WILL COUNTY, ILLINOIS
GENERAL ELECTION
NOVEMBER 2, 2010

OFFICIAL RESULTS

	VOTES	PERCENT		VOTES	PERCENT
UNITED STATES SENATOR FULL TERM					
Vote for 1					
01 = Alexander "Alexi" Giannoulis (DEM)	77,631	41.07			
02 = LeAlan M. Jones (GRN)	5,790	3.06	04 = Mike Labno (LIB)	5,705	3.02
03 = Mark Steven Kirk (REP)	99,533	52.65	05 = WRITE-IN	378	.20

(CONTINUED FROM PREVIOUS PAGE)

	01	02	03	04	05
0108 FRANKFORT PCT 025	194	13	405	13	4
0109 FRANKFORT PCT 026	155	18	413	10	1
0110 FRANKFORT PCT 027	205	21	415	13	0
0111 FRANKFORT PCT 028	123	8	446	12	2
0112 FRANKFORT PCT 029	254	18	391	17	1
0113 FRANKFORT PCT 030	113	10	259	13	0
0114 FRANKFORT PCT 031	169	11	298	12	2
0115 FRANKFORT PCT 032	165	15	394	17	1
0116 FRANKFORT PCT 033	136	16	218	18	1
0117 FRANKFORT PCT 034	97	8	325	4	2
0118 FRANKFORT PCT 035	168	16	370	7	1
0119 FRANKFORT PCT 036	199	3	140	9	0
0120 FRANKFORT PCT 037	270	12	366	12	0
0121 FRANKFORT PCT 038	135	11	293	8	1
0122 FRANKFORT PCT 039	116	7	393	20	1
0123 FRANKFORT PCT 040	159	4	226	10	2
0124 FRANKFORT PCT 041	212	4	359	15	0
0125 FRANKFORT PCT 042	162	7	494	15	0
0126 GREEN GARDEN PCT 001	108	16	343	17	1
0127 GREEN GARDEN PCT 002	126	25	340	11	0
0128 GREEN GARDEN PCT 003	108	22	314	22	0
0129 HOMER PCT 001	123	10	223	7	0
0130 HOMER PCT 002	68	3	191	4	1
0131 HOMER PCT 003	131	7	289	9	0
0132 HOMER PCT 004	75	10	212	16	0
0133 HOMER PCT 005	120	11	263	8	3
0134 HOMER PCT 006	164	16	294	13	0
0135 HOMER PCT 007	133	10	339	7	1
0136 HOMER PCT 008	140	10	284	21	1
0137 HOMER PCT 009	128	6	278	9	2
0138 HOMER PCT 010	207	21	485	30	0
0139 HOMER PCT 011	200	31	359	24	3
0140 HOMER PCT 012	130	14	397	8	2
0141 HOMER PCT 013	126	13	384	12	2
0142 HOMER PCT 014	86	5	207	5	1
0143 HOMER PCT 015	150	12	292	15	1
0144 HOMER PCT 016	114	8	156	13	0
0145 HOMER PCT 017	112	4	272	19	1
0146 HOMER PCT 018	144	16	339	9	0
0147 HOMER PCT 019	102	14	325	13	0
0148 HOMER PCT 020	93	7	309	10	1
0149 HOMER PCT 021	124	7	443	14	1
0150 HOMER PCT 022	180	20	295	11	1
0151 HOMER PCT 023	109	13	251	17	1
0152 HOMER PCT 024	126	10	229	13	1
0153 HOMER PCT 025	88	4	223	3	1
0154 HOMER PCT 026	153	11	235	10	1
0155 HOMER PCT 027	187	15	280	19	2
0156 HOMER PCT 028	122	15	203	10	0
0157 JACKSON PCT 001	116	16	151	12	3
0158 JACKSON PCT 002	160	24	213	15	1
0159 JACKSON PCT 003	220	14	370	34	4
0160 JACKSON PCT 004	90	9	115	15	0
0161 JOLIET PCT 001	172	17	178	25	2

ABSTRACT OF VOTES

WILL COUNTY, ILLINOIS
GENERAL ELECTION
NOVEMBER 2, 2010

OFFICIAL RESULTS

	VOTES	PERCENT		VOTES	PERCENT
UNITED STATES SENATOR FULL TERM					
Vote for 1					
01 = Alexander "Alexi" Giannoulis (DEM)	77,631	41.07			
02 = LeAlan M. Jones (GRN)	5,790	3.06	04 = Mike Labno (LIB)	5,705	3.02
03 = Mark Steven Kirk (REP)	99,533	52.65	05 = WRITE-IN	378	.20

(CONTINUED FROM PREVIOUS PAGE)

	01	02	03	04	05
0162 JOLIET PCT 002	119	20	119	11	1
0163 JOLIET PCT 003	112	8	117	12	0
0164 JOLIET PCT 004	115	6	75	10	0
0165 JOLIET PCT 005	149	18	134	14	0
0166 JOLIET PCT 006	172	6	116	8	1
0167 JOLIET PCT 007	124	11	144	6	0
0168 JOLIET PCT 008	170	5	81	11	0
0169 JOLIET PCT 009	140	13	131	8	1
0170 JOLIET PCT 010	116	16	91	8	1
0171 JOLIET PCT 011	150	9	79	10	1
0172 JOLIET PCT 012	228	12	275	9	1
0173 JOLIET PCT 013	181	13	206	10	0
0174 JOLIET PCT 014	172	13	188	13	2
0175 JOLIET PCT 015	166	12	112	15	2
0176 JOLIET PCT 016	199	6	68	9	1
0177 JOLIET PCT 017	167	14	160	10	0
0178 JOLIET PCT 018	133	9	31	2	0
0179 JOLIET PCT 019	108	15	103	5	1
0180 JOLIET PCT 020	108	11	148	7	0
0181 JOLIET PCT 021	287	5	18	3	0
0182 JOLIET PCT 022	166	14	191	17	3
0183 JOLIET PCT 023	191	8	150	6	0
0184 JOLIET PCT 024	288	4	12	2	1
0185 JOLIET PCT 025	206	7	64	5	3
0186 JOLIET PCT 026	208	20	187	19	2
0187 JOLIET PCT 027	175	11	117	14	1
0188 JOLIET PCT 028	188	12	89	9	2
0189 JOLIET PCT 029	164	6	205	12	1
0190 JOLIET PCT 030	148	6	59	7	0
0191 JOLIET PCT 031	133	12	184	12	1
0192 JOLIET PCT 032	112	14	117	11	2
0193 JOLIET PCT 033	121	10	132	12	1
0194 JOLIET PCT 034	114	10	89	6	1
0195 JOLIET PCT 035	150	11	76	1	1
0196 JOLIET PCT 036	99	7	51	5	0
0197 JOLIET PCT 037	246	10	40	5	0
0198 JOLIET PCT 038	246	3	5	1	0
0199 JOLIET PCT 039	349	10	53	6	0
0200 JOLIET PCT 040	202	14	126	12	0
0201 JOLIET PCT 041	244	10	56	7	1
0202 JOLIET PCT 042	261	11	98	7	1
0203 JOLIET PCT 043	313	4	14	0	1
0204 JOLIET PCT 044	234	13	117	15	0
0205 JOLIET PCT 045	155	4	18	1	0
0206 JOLIET PCT 046	121	2	1	1	0
0207 JOLIET PCT 047	228	9	91	6	0
0208 JOLIET PCT 048	205	2	11	2	0
0209 JOLIET PCT 049	180	15	158	8	1
0210 JOLIET PCT 050	307	4	13	3	1
0211 JOLIET PCT 051	157	9	102	5	0
0212 JOLIET PCT 052	169	7	30	6	0
0213 JOLIET PCT 053	133	5	56	6	0
0214 JOLIET PCT 054	149	6	103	20	2
0215 JOLIET PCT 055	120	15	96	16	1

ABSTRACT OF VOTES

WILL COUNTY, ILLINOIS
 GENERAL ELECTION
 NOVEMBER 2, 2010

OFFICIAL RESULTS

	VOTES	PERCENT		VOTES	PERCENT
UNITED STATES SENATOR FULL TERM					
Vote for 1					
01 = Alexander "Alexi" Giannoulis (DEM)	77,631	41.07			
02 = LeAlan M. Jones (GRN)	5,790	3.06	04 = Mike Labno (LIB)	5,705	3.02
03 = Mark Steven Kirk (REP)	99,533	52.65	05 = WRITE-IN	378	.20

(CONTINUED FROM PREVIOUS PAGE)	01	02	03	04	05
0216 JOLIET PCT 056	387	17	100	3	1
0217 JOLIET PCT 057	180	4	29	2	1
0218 JOLIET PCT 058	112	6	24	2	0
0219 JOLIET PCT 059	177	13	200	5	0
0220 JOLIET PCT 060	184	11	38	3	1
0221 JOLIET PCT 061	162	7	24	4	0
0222 JOLIET PCT 062	168	2	11	2	1
0223 JOLIET PCT 063	78	9	79	7	0
0224 JOLIET PCT 064	217	9	33	4	0
0225 LOCKPORT PCT 001	126	13	180	16	1
0226 LOCKPORT PCT 002	129	15	131	19	2
0227 LOCKPORT PCT 003	176	22	213	19	1
0228 LOCKPORT PCT 004	138	12	154	19	0
0229 LOCKPORT PCT 005	71	12	66	12	0
0230 LOCKPORT PCT 006	234	3	39	11	0
0231 LOCKPORT PCT 007	268	4	10	5	0
0232 LOCKPORT PCT 008	187	19	159	20	2
0233 LOCKPORT PCT 009	307	30	411	18	3
0234 LOCKPORT PCT 010	180	9	170	17	1
0235 LOCKPORT PCT 011	119	12	121	18	1
0236 LOCKPORT PCT 012	197	24	248	17	1
0237 LOCKPORT PCT 013	226	18	162	18	1
0238 LOCKPORT PCT 014	123	21	223	17	1
0239 LOCKPORT PCT 015	195	32	246	24	1
0240 LOCKPORT PCT 016	119	10	167	16	2
0241 LOCKPORT PCT 017	104	12	151	19	1
0242 LOCKPORT PCT 018	147	16	139	7	1
0243 LOCKPORT PCT 019	256	16	219	18	0
0244 LOCKPORT PCT 020	295	12	243	19	0
0245 LOCKPORT PCT 021	104	20	176	11	1
0246 LOCKPORT PCT 022	153	15	228	16	0
0247 LOCKPORT PCT 023	188	16	162	11	0
0248 LOCKPORT PCT 024	115	11	128	11	0
0249 LOCKPORT PCT 025	195	15	259	23	2
0250 LOCKPORT PCT 026	127	14	100	13	0
0251 LOCKPORT PCT 027	178	9	360	18	1
0252 LOCKPORT PCT 028	163	13	271	16	2
0253 LOCKPORT PCT 029	206	12	151	6	0
0254 LOCKPORT PCT 030	255	36	459	26	0
0255 LOCKPORT PCT 031	367	8	100	13	0
0256 LOCKPORT PCT 032	218	6	111	5	0
0257 LOCKPORT PCT 033	285	9	190	21	1
0258 LOCKPORT PCT 034	142	21	192	10	1
0259 LOCKPORT PCT 035	295	23	463	23	2
0260 LOCKPORT PCT 036	558	51	795	30	2
0261 LOCKPORT PCT 037	238	7	119	6	0
0262 MANHATTAN PCT 001	157	12	281	23	2
0263 MANHATTAN PCT 002	276	36	483	33	2
0264 MANHATTAN PCT 003	143	16	234	13	1
0265 MANHATTAN PCT 004	156	24	338	24	4
0266 MANHATTAN PCT 005	293	31	489	28	7
0267 MONEE PCT 001	146	18	247	11	0
0268 MONEE PCT 002	244	16	57	12	1
0269 MONEE PCT 003	92	20	174	11	0

ABSTRACT OF VOTES

WILL COUNTY, ILLINOIS
GENERAL ELECTION
NOVEMBER 2, 2010

OFFICIAL RESULTS

	VOTES	PERCENT		VOTES	PERCENT
UNITED STATES SENATOR FULL TERM					
Vote for 1					
01 = Alexander "Alexi" Giannoulas (DEM)	77,631	41.07			
02 = LeAlan M. Jones (GRN)	5,790	3.06	04 = Mike Labno (LIB)	5,705	3.02
03 = Mark Steven Kirk (REP)	99,533	52.65	05 = WRITE-IN	378	.20

(CONTINUED FROM PREVIOUS PAGE)

	01	02	03	04	05
0270 MONEE PCT 004	250	5	105	3	1
0271 MONEE PCT 005	432	12	32	6	0
0272 MONEE PCT 006	271	2	17	2	1
0273 MONEE PCT 007	299	3	15	2	0
0274 MONEE PCT 008	404	6	6	3	0
0275 MONEE PCT 009	266	42	329	32	1
0276 MONEE PCT 010	157	22	231	19	1
0277 MONEE PCT 011	390	6	8	2	0
0278 MONEE PCT 012	160	15	161	14	1
0279 NEW LENOX PCT 001	89	13	148	8	0
0280 NEW LENOX PCT 002	142	20	242	20	0
0281 NEW LENOX PCT 003	208	18	302	29	2
0282 NEW LENOX PCT 004	159	18	384	35	0
0283 NEW LENOX PCT 005	269	21	404	36	0
0284 NEW LENOX PCT 006	104	16	241	13	0
0285 NEW LENOX PCT 007	168	16	348	20	1
0286 NEW LENOX PCT 008	165	10	241	20	1
0287 NEW LENOX PCT 009	119	17	244	19	0
0288 NEW LENOX PCT 010	115	19	272	15	0
0289 NEW LENOX PCT 011	133	20	337	20	1
0290 NEW LENOX PCT 012	184	23	640	17	0
0291 NEW LENOX PCT 013	212	16	331	16	2
0292 NEW LENOX PCT 014	115	15	240	10	1
0293 NEW LENOX PCT 015	84	13	180	8	0
0294 NEW LENOX PCT 016	116	7	215	6	0
0295 NEW LENOX PCT 017	100	19	180	14	1
0296 NEW LENOX PCT 018	119	13	253	16	0
0297 NEW LENOX PCT 019	118	12	249	15	0
0298 NEW LENOX PCT 020	208	16	384	21	3
0299 NEW LENOX PCT 021	92	15	214	8	1
0300 NEW LENOX PCT 022	189	13	402	15	6
0301 NEW LENOX PCT 023	126	6	218	9	1
0302 NEW LENOX PCT 024	271	14	542	22	3
0303 NEW LENOX PCT 025	131	18	280	22	1
0304 NEW LENOX PCT 026	112	10	281	8	1
0305 NEW LENOX PCT 027	124	11	236	8	2
0306 NEW LENOX PCT 028	111	7	280	13	2
0307 NEW LENOX PCT 029	110	12	188	16	0
0308 NEW LENOX PCT 030	96	19	232	7	0
0309 PEOTONE PCT 001	148	31	384	22	0
0310 PEOTONE PCT 002	160	34	418	20	4
0311 PEOTONE PCT 003	107	31	269	20	0
0312 PLAINFIELD PCT 001	197	23	307	17	0
0313 PLAINFIELD PCT 002	73	2	148	8	0
0314 PLAINFIELD PCT 003	91	10	189	14	0
0315 PLAINFIELD PCT 004	222	19	226	14	1
0316 PLAINFIELD PCT 005	134	17	210	11	1
0317 PLAINFIELD PCT 006	191	26	253	28	2
0318 PLAINFIELD PCT 007	156	10	216	10	0
0319 PLAINFIELD PCT 008	231	21	460	17	2
0320 PLAINFIELD PCT 009	191	13	270	23	0
0321 PLAINFIELD PCT 010	118	12	183	9	1
0322 PLAINFIELD PCT 011	70	11	197	23	0
0323 PLAINFIELD PCT 012	181	8	181	17	1

ABSTRACT OF VOTES

WILL COUNTY, ILLINOIS
GENERAL ELECTION
NOVEMBER 2, 2010

OFFICIAL RESULTS

	VOTES	PERCENT		VOTES	PERCENT
UNITED STATES SENATOR FULL TERM					
Vote for 1					
01 = Alexander "Alexi" Giannoulis (DEM)	77,631	41.07			
02 = LeAlan M. Jones (GRN)	5,790	3.06	04 = Mike Labno (LIB)	5,705	3.02
03 = Mark Steven Kirk (REP)	99,533	52.65	05 = WRITE-IN	378	.20

(CONTINUED FROM PREVIOUS PAGE)	01	02	03	04	05
0324 PLAINFIELD PCT 013	102	10	173	10	2
0325 PLAINFIELD PCT 014	213	16	306	24	1
0326 PLAINFIELD PCT 015	145	16	203	15	0
0327 PLAINFIELD PCT 016	139	12	248	16	0
0328 PLAINFIELD PCT 017	136	9	97	6	0
0329 PLAINFIELD PCT 018	148	9	118	7	0
0330 PLAINFIELD PCT 019	169	11	213	10	2
0331 PLAINFIELD PCT 020	137	13	142	12	1
0332 PLAINFIELD PCT 021	75	12	119	10	0
0333 PLAINFIELD PCT 022	152	11	310	15	2
0334 PLAINFIELD PCT 023	140	12	124	18	0
0335 PLAINFIELD PCT 024	112	6	199	14	0
0336 PLAINFIELD PCT 025	148	5	227	17	0
0337 PLAINFIELD PCT 026	206	15	237	15	1
0338 PLAINFIELD PCT 027	167	13	176	9	5
0339 PLAINFIELD PCT 028	194	11	200	12	4
0340 PLAINFIELD PCT 029	129	8	63	3	0
0341 PLAINFIELD PCT 030	124	3	73	4	0
0342 PLAINFIELD PCT 031	142	5	204	13	0
0343 PLAINFIELD PCT 032	217	13	263	31	2
0344 PLAINFIELD PCT 033	189	16	202	9	2
0345 PLAINFIELD PCT 034	131	6	118	20	0
0346 PLAINFIELD PCT 035	383	24	494	31	2
0347 PLAINFIELD PCT 036	249	16	161	11	0
0348 PLAINFIELD PCT 037	229	11	199	16	0
0349 PLAINFIELD PCT 038	155	12	317	9	0
0350 PLAINFIELD PCT 039	148	19	257	18	1
0351 PLAINFIELD PCT 040	151	10	268	10	3
0352 PLAINFIELD PCT 041	196	17	188	12	1
0353 PLAINFIELD PCT 042	148	2	109	4	1
0354 PLAINFIELD PCT 043	165	10	146	10	0
0355 PLAINFIELD PCT 044	169	6	138	22	0
0356 PLAINFIELD PCT 045	369	16	265	15	0
0357 PLAINFIELD PCT 046	203	13	177	3	0
0358 REED PCT 001	201	27	309	20	0
0359 REED PCT 002	107	15	178	13	0
0360 REED PCT 003	77	10	97	10	1
0361 REED PCT 004	114	20	153	24	1
0362 REED PCT 005	146	19	270	17	2
0363 TROY PCT 001	124	15	369	22	0
0364 TROY PCT 002	288	17	316	18	3
0365 TROY PCT 003	194	16	223	13	0
0366 TROY PCT 004	103	6	211	4	1
0367 TROY PCT 005	90	13	139	17	2
0368 TROY PCT 006	122	14	137	14	1
0369 TROY PCT 007	207	22	185	5	0
0370 TROY PCT 008	275	21	383	16	2
0371 TROY PCT 009	114	19	214	12	0
0372 TROY PCT 010	293	17	391	17	2
0373 TROY PCT 011	402	30	687	27	1
0374 TROY PCT 012	153	10	185	11	2
0375 TROY PCT 013	185	14	184	10	1
0376 TROY PCT 014	110	17	172	9	1
0377 TROY PCT 015	126	15	200	14	1

ABSTRACT OF VOTES

WILL COUNTY, ILLINOIS
 GENERAL ELECTION
 NOVEMBER 2, 2010

OFFICIAL RESULTS

	VOTES	PERCENT		VOTES	PERCENT
UNITED STATES SENATOR FULL TERM					
Vote for 1					
01 = Alexander "Alexi" Giannoulis (DEM)	77,631	41.07			
02 = LeAlan M. Jones (GRN)	5,790	3.06	04 = Mike Labno (LIB)	5,705	3.02
03 = Mark Steven Kirk (REP)	99,533	52.65	05 = WRITE-IN	378	.20

(CONTINUED FROM PREVIOUS PAGE)

	01	02	03	04	05
0378 TROY PCT 016	165	8	423	20	0
0379 TROY PCT 017	284	16	247	22	2
0380 TROY PCT 018	202	14	336	8	1
0381 TROY PCT 019	180	18	325	16	1
0382 TROY PCT 020	251	17	312	25	2
0383 TROY PCT 021	184	17	242	19	1
0384 TROY PCT 022	162	12	297	27	0
0385 TROY PCT 023	176	14	113	11	0
0386 TROY PCT 024	165	11	237	11	0
0387 TROY PCT 025	128	11	238	8	0
0388 TROY PCT 026	247	21	232	17	0
0389 TROY PCT 027	150	11	232	10	1
0390 TROY PCT 028	349	29	480	34	1
0391 TROY PCT 029	244	8	100	11	1
0392 TROY PCT 030	116	15	230	8	1
0393 WASHINGTON PCT 001	168	20	302	33	1
0394 WASHINGTON PCT 002	52	9	211	12	2
0395 WASHINGTON PCT 003	118	34	364	14	0
0396 WASHINGTON PCT 004	169	30	434	18	3
0397 WESLEY PCT 001	114	19	268	17	1
0398 WESLEY PCT 002	106	15	171	10	0
0399 WHEATLAND PCT 001	118	3	382	5	0
0400 WHEATLAND PCT 002	131	14	250	13	1
0401 WHEATLAND PCT 003	122	10	251	9	0
0402 WHEATLAND PCT 004	228	24	334	18	0
0403 WHEATLAND PCT 005	162	6	346	7	1
0404 WHEATLAND PCT 006	173	11	321	17	1
0405 WHEATLAND PCT 007	176	15	317	14	3
0406 WHEATLAND PCT 008	139	6	318	9	0
0407 WHEATLAND PCT 009	154	10	331	13	1
0408 WHEATLAND PCT 010	242	10	459	13	1
0409 WHEATLAND PCT 011	151	10	347	9	0
0410 WHEATLAND PCT 012	171	4	284	14	0
0411 WHEATLAND PCT 013	197	4	311	5	1
0412 WHEATLAND PCT 014	126	8	242	9	0
0413 WHEATLAND PCT 015	127	4	201	2	0
0414 WHEATLAND PCT 016	154	8	304	8	3
0415 WHEATLAND PCT 017	83	17	255	17	0
0416 WHEATLAND PCT 018	312	9	564	27	1
0417 WHEATLAND PCT 019	305	11	284	12	0
0418 WHEATLAND PCT 020	107	8	250	7	0
0419 WHEATLAND PCT 021	129	1	415	6	0
0420 WHEATLAND PCT 022	133	5	111	5	1
0421 WHEATLAND PCT 023	180	6	284	7	3
0422 WHEATLAND PCT 024	99	12	191	17	0
0423 WHEATLAND PCT 025	227	10	307	16	2
0424 WHEATLAND PCT 026	91	1	299	1	0
0425 WHEATLAND PCT 027	203	3	203	13	2
0426 WHEATLAND PCT 028	235	10	274	12	3
0427 WHEATLAND PCT 029	178	4	194	8	0
0428 WHEATLAND PCT 030	58	3	258	3	0
0429 WHEATLAND PCT 031	131	7	304	8	1
0430 WHEATLAND PCT 032	126	4	249	4	0
0431 WHEATLAND PCT 033	97	0	236	5	0

ABSTRACT OF VOTES

WILL COUNTY, ILLINOIS
 GENERAL ELECTION
 NOVEMBER 2, 2010

OFFICIAL RESULTS

	VOTES	PERCENT		VOTES	PERCENT
UNITED STATES SENATOR FULL TERM					
Vote for 1					
01 = Alexander "Alexi" Giannoulis (DEM)	77,631	41.07			
02 = LeAlan M. Jones (GRN)	5,790	3.06	04 = Mike Labno (LIB)	5,705	3.02
03 = Mark Steven Kirk (REP)	99,533	52.65	05 = WRITE-IN	378	.20

(CONTINUED FROM PREVIOUS PAGE)

	01	02	03	04	05
0432 WHEATLAND PCT 034	392	18	547	19	0
0433 WHEATLAND PCT 035	217	12	434	12	2
0434 WHEATLAND PCT 036	103	5	216	11	0
0435 WHEATLAND PCT 037	186	10	316	11	0
0436 WHEATLAND PCT 038	177	5	332	1	2
0437 WHEATLAND PCT 039	165	10	328	12	1
0438 WHEATLAND PCT 040	140	7	260	6	2
0439 WILL PCT 001	117	37	465	19	0
0440 WILMINGTON PCT 001	63	11	102	11	0
0441 WILMINGTON PCT 002	117	20	176	20	0
0442 WILMINGTON PCT 003	225	31	353	29	0
0443 WILMINGTON PCT 004	98	19	171	9	0
0444 WILMINGTON PCT 005	157	20	255	17	1
0445 WILTON PCT 001	98	23	261	20	0



Nancy Schultz Voots

W I L L C O U N T Y C L E R K



**UNITED STATES
SENATOR
(Special Election for
unexpired term)
SUMMARY**

ABSTRACT OF VOTES


United States Senator

For an unexpired term

I, the election authority for Will County, do hereby certify that on November 17, 2010, I canvassed the returns of the Special General Election held on November 2, 2010, for the office of United States Senator for an unexpired term and do proclaim that in Will County, a total of 196,857 voters requested and cast ballots and I do further certify that the following list of candidates each received the number of votes recorded for him/her for the office listed below.

OFFICE	CANDIDATE	PARTY	COUNTY TOTAL	CITY TOTAL	GRAND TOTAL
U. S. Senator	Mark Steven Kirk	Republican	98,052	1,040	99,092
U. S. Senator	Alexander "Alexi" Giannoulis	Democratic	77,354	1,117	78,471
U. S. Senator	LeAlan M. Jones	Green	6,115	60	6,175
U. S. Senator	Mike Labno	Libertarian	5,949	72	6,021
U. S. Senator	Susanne Atanus	Write-in	1	0	1
U. S. Senator	Robert L. "Bob" Zadek	Write-in	33	0	33
U. S. Senator	Stan Jagia	Write-in	0	0	0
U. S. Senator	Will Boyd	Write-in	10	1	11
U. S. Senator	Ina Pinkney	Write-in	5	0	5
U. S. Senator	Lowell M. Seida	Write-in	0	0	0
U. S. Senator	Corey Dabney	Write-in	4	2	6

I further certify that the above is a true and complete Abstract of Votes and was prepared on November 17, 2010.


Signature of Election Authority

e-mail this form to kwalker@elections.il.gov or fax to 217/557-9749 no later than November 19, 2010, pursuant to court order.

ABSTRACT OF VOTES

WILL COUNTY, ILLINOIS
 GENERAL ELECTION
 NOVEMBER 2, 2010

OFFICIAL RESULTS

	VOTES	PERCENT		VOTES	PERCENT
UNITED STATES SENATOR UNEXPIRED TERM					
Vote for 1					
01 = Alexander "Alexi" Giannoulis (DEM)	77,354	41.16			
02 = LeAlan M. Jones (GRN)	6,115	3.25	04 = Mike Labno (LIB)	5,949	3.17
03 = Mark Steven Kirk (REP)	98,052	52.17	05 = WRITE-IN	473	.25

	01	02	03	04	05
0001 CHANNAHON PCT 001	113	15	175	20	0
0002 CHANNAHON PCT 002	108	12	164	9	0
0003 CHANNAHON PCT 003	157	15	208	15	1
0004 CHANNAHON PCT 004	187	18	319	24	4
0005 CHANNAHON PCT 005	107	17	215	9	1
0006 CHANNAHON PCT 006	119	22	235	19	0
0007 CHANNAHON PCT 007	115	14	257	11	0
0008 CHANNAHON PCT 008	208	28	329	12	1
0009 CHANNAHON PCT 009	103	8	186	7	0
0010 CRETE PCT 001	168	7	224	13	1
0011 CRETE PCT 002	236	26	206	15	0
0012 CRETE PCT 003	169	13	141	14	0
0013 CRETE PCT 004	110	20	140	21	0
0014 CRETE PCT 005	64	7	70	5	0
0015 CRETE PCT 006	208	17	174	8	1
0016 CRETE PCT 007	305	14	270	21	0
0017 CRETE PCT 008	191	19	317	19	1
0018 CRETE PCT 009	124	7	223	15	0
0019 CRETE PCT 010	251	17	263	22	1
0020 CRETE PCT 011	142	14	357	14	0
0021 CRETE PCT 012	289	9	91	3	0
0022 CRETE PCT 013	237	12	377	14	0
0023 CRETE PCT 014	423	12	191	9	2
0024 CRETE PCT 015	271	8	152	5	1
0025 CRETE PCT 016	168	28	306	25	1
0026 CRETE PCT 017	268	4	124	3	2
0027 CUSTER PCT 001	185	27	338	16	0
0028 DU PAGE PCT 001	187	15	161	13	0
0029 DU PAGE PCT 002	69	7	101	10	2
0030 DU PAGE PCT 003	95	10	92	8	0
0031 DU PAGE PCT 004	106	16	121	8	4
0032 DU PAGE PCT 005	136	20	122	12	1
0033 DU PAGE PCT 006	177	15	118	7	1
0034 DU PAGE PCT 007	178	15	127	24	2
0035 DU PAGE PCT 008	238	14	163	17	2
0036 DU PAGE PCT 009	177	5	52	14	2
0037 DU PAGE PCT 010	230	17	142	8	0
0038 DU PAGE PCT 011	265	16	175	9	2
0039 DU PAGE PCT 012	264	11	148	11	2
0040 DU PAGE PCT 013	279	12	180	13	1
0041 DU PAGE PCT 014	241	12	189	17	0
0042 DU PAGE PCT 015	213	15	78	10	0
0043 DU PAGE PCT 016	187	15	159	17	1
0044 DU PAGE PCT 017	192	8	138	14	2
0045 DU PAGE PCT 018	251	17	222	19	0
0046 DU PAGE PCT 019	210	10	126	14	1
0047 DU PAGE PCT 020	237	10	224	13	1
0048 DU PAGE PCT 021	123	19	184	10	1
0049 DU PAGE PCT 022	83	10	123	9	0
0050 DU PAGE PCT 023	269	18	137	11	0
0051 DU PAGE PCT 024	239	15	158	4	0
0052 DU PAGE PCT 025	152	12	106	16	0
0053 DU PAGE PCT 026	204	11	104	16	1

**For City of Aurora details
 refer to that section of this book.**

ABSTRACT OF VOTES

WILL COUNTY, ILLINOIS
 GENERAL ELECTION
 NOVEMBER 2, 2010

OFFICIAL RESULTS

	VOTES	PERCENT	VOTES	PERCENT
UNITED STATES SENATOR UNEXPIRED TERM				
Vote for 1				
01 = Alexander "Alexi" Giannoulas (DEM)	77,354	41.16		
02 = LeAlan M. Jones (GRN)	6,115	3.25	04 = Mike Labno (LIB)	5,949 3.17
03 = Mark Steven Kirk (REP)	98,052	52.17	05 = WRITE-IN	473 .25

(CONTINUED FROM PREVIOUS PAGE)

	01	02	03	04	05
0054 DU PAGE PCT 027	223	15	165	8	1
0055 DU PAGE PCT 028	233	9	158	17	0
0056 DU PAGE PCT 029	226	10	101	10	1
0057 DU PAGE PCT 030	188	5	337	12	0
0058 DU PAGE PCT 031	174	13	432	16	2
0059 DU PAGE PCT 032	166	10	286	10	0
0060 DU PAGE PCT 033	97	8	203	13	1
0061 DU PAGE PCT 034	193	18	409	17	0
0062 DU PAGE PCT 035	220	16	239	15	0
0063 DU PAGE PCT 036	166	13	250	16	1
0064 DU PAGE PCT 037	248	12	202	12	0
0065 DU PAGE PCT 038	217	8	84	8	0
0066 DU PAGE PCT 039	224	9	90	6	3
0067 DU PAGE PCT 040	304	13	195	18	1
0068 DU PAGE PCT 041	169	5	166	8	0
0069 DU PAGE PCT 042	175	10	182	9	1
0070 DU PAGE PCT 043	228	5	78	7	1
0071 DU PAGE PCT 044	228	25	468	26	2
0072 DU PAGE PCT 045	291	17	212	6	1
0073 DU PAGE PCT 046	166	11	84	12	1
0074 DU PAGE PCT 047	379	13	207	8	3
0075 DU PAGE PCT 048	320	14	183	17	1
0076 DU PAGE PCT 049	205	14	190	11	0
0077 DU PAGE PCT 050	149	5	25	4	0
0078 DU PAGE PCT 051	273	4	195	7	1
0079 DU PAGE PCT 052	117	11	238	6	0
0080 DU PAGE PCT 053	288	16	214	17	0
0081 DU PAGE PCT 054	224	12	95	4	0
0082 DU PAGE PCT 055	219	10	185	10	0
0083 FLORENCE PCT 001	112	17	185	8	0
0084 FRANKFORT PCT 001	109	10	268	7	2
0085 FRANKFORT PCT 002	230	15	405	39	0
0086 FRANKFORT PCT 003	160	19	358	20	1
0087 FRANKFORT PCT 004	101	14	163	11	0
0088 FRANKFORT PCT 005	130	11	244	14	3
0089 FRANKFORT PCT 006	190	16	280	15	3
0090 FRANKFORT PCT 007	106	6	235	8	1
0091 FRANKFORT PCT 008	119	14	293	13	1
0092 FRANKFORT PCT 009	118	10	194	12	1
0093 FRANKFORT PCT 010	214	20	314	17	2
0094 FRANKFORT PCT 011	111	16	205	15	1
0095 FRANKFORT PCT 012	241	8	484	18	1
0096 FRANKFORT PCT 013	157	9	314	28	2
0097 FRANKFORT PCT 014	159	10	272	15	1
0098 FRANKFORT PCT 015	147	16	235	26	1
0099 FRANKFORT PCT 016	111	7	249	10	2
0100 FRANKFORT PCT 017	143	21	207	19	2
0101 FRANKFORT PCT 018	80	2	297	1	1
0102 FRANKFORT PCT 019	191	13	251	12	2
0103 FRANKFORT PCT 020	101	17	94	10	1
0104 FRANKFORT PCT 021	175	10	229	13	3
0105 FRANKFORT PCT 022	154	18	318	20	2
0106 FRANKFORT PCT 023	117	18	234	12	0
0107 FRANKFORT PCT 024	132	11	239	15	0

ABSTRACT OF VOTES

WILL COUNTY, ILLINOIS
GENERAL ELECTION
NOVEMBER 2, 2010

OFFICIAL RESULTS

	VOTES	PERCENT		VOTES	PERCENT
UNITED STATES SENATOR UNEXPIRED TERM					
Vote for 1					
01 = Alexander "Alexi" Giannoulas (DEM)	77,354	41.16			
02 = LeAlan M. Jones (GRN)	6,115	3.25	04 = Mike Labno (LIB)	5,949	3.17
03 = Mark Steven Kirk (REP)	98,052	52.17	05 = WRITE-IN	473	.25

(CONTINUED FROM PREVIOUS PAGE)	01	02	03	04	05
0108 FRANKFORT PCT 025	187	14	400	14	4
0109 FRANKFORT PCT 026	159	14	405	13	1
0110 FRANKFORT PCT 027	198	21	407	16	1
0111 FRANKFORT PCT 028	122	10	444	13	3
0112 FRANKFORT PCT 029	249	15	384	17	1
0113 FRANKFORT PCT 030	111	12	258	11	1
0114 FRANKFORT PCT 031	166	11	286	12	3
0115 FRANKFORT PCT 032	162	16	389	22	2
0116 FRANKFORT PCT 033	136	20	213	17	1
0117 FRANKFORT PCT 034	98	7	318	7	3
0118 FRANKFORT PCT 035	162	16	360	7	1
0119 FRANKFORT PCT 036	204	4	134	10	0
0120 FRANKFORT PCT 037	272	12	367	11	1
0121 FRANKFORT PCT 038	133	12	284	11	1
0122 FRANKFORT PCT 039	119	9	387	20	1
0123 FRANKFORT PCT 040	157	7	221	13	1
0124 FRANKFORT PCT 041	210	7	354	14	1
0125 FRANKFORT PCT 042	160	5	492	14	0
0126 GREEN GARDEN PCT 001	101	11	350	11	2
0127 GREEN GARDEN PCT 002	122	27	336	13	0
0128 GREEN GARDEN PCT 003	113	24	293	19	1
0129 HOMER PCT 001	122	16	217	6	1
0130 HOMER PCT 002	65	3	193	5	0
0131 HOMER PCT 003	124	10	286	10	0
0132 HOMER PCT 004	75	9	213	15	0
0133 HOMER PCT 005	115	12	264	5	1
0134 HOMER PCT 006	161	16	286	16	0
0135 HOMER PCT 007	132	11	338	9	0
0136 HOMER PCT 008	140	11	277	18	5
0137 HOMER PCT 009	126	9	265	10	2
0138 HOMER PCT 010	205	24	476	28	0
0139 HOMER PCT 011	190	26	356	28	3
0140 HOMER PCT 012	131	18	384	8	1
0141 HOMER PCT 013	127	12	376	12	2
0142 HOMER PCT 014	93	5	202	8	2
0143 HOMER PCT 015	147	14	293	10	1
0144 HOMER PCT 016	111	8	154	13	2
0145 HOMER PCT 017	107	5	266	21	1
0146 HOMER PCT 018	137	14	331	11	1
0147 HOMER PCT 019	102	11	323	15	1
0148 HOMER PCT 020	90	7	307	11	1
0149 HOMER PCT 021	124	9	439	17	0
0150 HOMER PCT 022	175	18	288	12	1
0151 HOMER PCT 023	102	15	242	18	1
0152 HOMER PCT 024	123	7	221	17	0
0153 HOMER PCT 025	91	4	214	4	0
0154 HOMER PCT 026	141	11	235	13	1
0155 HOMER PCT 027	179	15	273	19	4
0156 HOMER PCT 028	125	14	197	14	1
0157 JACKSON PCT 001	111	23	147	13	0
0158 JACKSON PCT 002	159	23	214	16	0
0159 JACKSON PCT 003	220	20	367	32	5
0160 JACKSON PCT 004	86	9	115	15	0
0161 JOLIET PCT 001	176	18	182	21	2

ABSTRACT OF VOTES

WILL COUNTY, ILLINOIS
GENERAL ELECTION
NOVEMBER 2, 2010

OFFICIAL RESULTS

	VOTES	PERCENT		VOTES	PERCENT
UNITED STATES SENATOR UNEXPIRED TERM					
Vote for 1					
01 = Alexander "Alexi" Giannoulas (DEM)	77,354	41.16			
02 = LeAlan M. Jones (GRN)	6,115	3.25	04 = Mike Labno (LIB)	5,949	3.17
03 = Mark Steven Kirk (REP)	98,052	52.17	05 = WRITE-IN	473	.25

(CONTINUED FROM PREVIOUS PAGE)

	01	02	03	04	05
0162 JOLIET PCT 002	118	17	119	13	1
0163 JOLIET PCT 003	116	9	112	11	1
0164 JOLIET PCT 004	114	9	74	9	0
0165 JOLIET PCT 005	146	24	128	13	0
0166 JOLIET PCT 006	173	8	115	8	2
0167 JOLIET PCT 007	128	14	140	5	1
0168 JOLIET PCT 008	163	12	79	10	0
0169 JOLIET PCT 009	144	15	131	6	1
0170 JOLIET PCT 010	117	13	87	16	0
0171 JOLIET PCT 011	150	12	81	7	1
0172 JOLIET PCT 012	224	13	275	9	1
0173 JOLIET PCT 013	180	11	209	10	0
0174 JOLIET PCT 014	171	13	189	11	1
0175 JOLIET PCT 015	169	9	112	16	2
0176 JOLIET PCT 016	201	7	69	8	0
0177 JOLIET PCT 017	167	16	158	9	0
0178 JOLIET PCT 018	134	9	30	4	1
0179 JOLIET PCT 019	108	15	106	6	1
0180 JOLIET PCT 020	109	6	150	7	0
0181 JOLIET PCT 021	291	4	19	3	0
0182 JOLIET PCT 022	163	17	195	12	4
0183 JOLIET PCT 023	184	12	147	6	2
0184 JOLIET PCT 024	297	6	12	2	0
0185 JOLIET PCT 025	212	9	65	4	3
0186 JOLIET PCT 026	206	21	191	18	1
0187 JOLIET PCT 027	180	9	106	18	0
0188 JOLIET PCT 028	189	14	89	8	0
0189 JOLIET PCT 029	162	7	199	14	0
0190 JOLIET PCT 030	156	6	57	8	0
0191 JOLIET PCT 031	137	14	182	9	1
0192 JOLIET PCT 032	118	11	121	9	1
0193 JOLIET PCT 033	121	7	135	12	1
0194 JOLIET PCT 034	116	8	93	7	2
0195 JOLIET PCT 035	160	9	76	2	1
0196 JOLIET PCT 036	101	5	57	5	0
0197 JOLIET PCT 037	248	11	42	7	0
0198 JOLIET PCT 038	249	5	5	1	0
0199 JOLIET PCT 039	362	10	53	6	1
0200 JOLIET PCT 040	204	15	129	14	1
0201 JOLIET PCT 041	253	13	57	6	0
0202 JOLIET PCT 042	263	11	92	11	0
0203 JOLIET PCT 043	316	4	14	1	1
0204 JOLIET PCT 044	234	11	122	12	1
0205 JOLIET PCT 045	160	4	19	1	0
0206 JOLIET PCT 046	125	1	2	0	0
0207 JOLIET PCT 047	228	11	90	8	0
0208 JOLIET PCT 048	206	2	11	4	0
0209 JOLIET PCT 049	182	19	155	11	1
0210 JOLIET PCT 050	310	4	13	2	0
0211 JOLIET PCT 051	160	8	95	7	0
0212 JOLIET PCT 052	171	9	33	4	2
0213 JOLIET PCT 053	140	9	51	6	0
0214 JOLIET PCT 054	147	7	104	19	2
0215 JOLIET PCT 055	117	15	103	18	2

ABSTRACT OF VOTES

WILL COUNTY, ILLINOIS
 GENERAL ELECTION
 NOVEMBER 2, 2010

OFFICIAL RESULTS

	VOTES	PERCENT		VOTES	PERCENT
UNITED STATES SENATOR UNEXPIRED TERM					
Vote for 1					
01 = Alexander "Alexi" Giannoulas (DEM)	77,354	41.16			
02 = LeAlan M. Jones (GRN)	6,115	3.25	04 = Mike Labno (LIB)	5,949	3.17
03 = Mark Steven Kirk (REP)	98,052	52.17	05 = WRITE-IN	473	.25

(CONTINUED FROM PREVIOUS PAGE)

	01	02	03	04	05
0216 JOLIET PCT 056	389	15	106	2	3
0217 JOLIET PCT 057	177	7	29	4	1
0218 JOLIET PCT 058	112	6	26	3	0
0219 JOLIET PCT 059	175	14	204	7	0
0220 JOLIET PCT 060	183	11	38	4	1
0221 JOLIET PCT 061	170	7	23	4	1
0222 JOLIET PCT 062	178	0	12	2	2
0223 JOLIET PCT 063	84	7	75	9	0
0224 JOLIET PCT 064	220	8	32	8	1
0225 LOCKPORT PCT 001	128	15	173	17	1
0226 LOCKPORT PCT 002	128	14	129	18	3
0227 LOCKPORT PCT 003	167	30	211	16	0
0228 LOCKPORT PCT 004	139	12	151	18	0
0229 LOCKPORT PCT 005	73	10	69	11	0
0230 LOCKPORT PCT 006	241	7	39	10	0
0231 LOCKPORT PCT 007	273	4	11	5	0
0232 LOCKPORT PCT 008	180	20	157	20	3
0233 LOCKPORT PCT 009	306	35	401	23	3
0234 LOCKPORT PCT 010	173	11	167	20	2
0235 LOCKPORT PCT 011	118	18	119	15	1
0236 LOCKPORT PCT 012	194	23	242	20	0
0237 LOCKPORT PCT 013	229	16	157	19	2
0238 LOCKPORT PCT 014	117	30	210	19	1
0239 LOCKPORT PCT 015	196	33	246	21	2
0240 LOCKPORT PCT 016	115	13	166	15	3
0241 LOCKPORT PCT 017	99	12	155	16	0
0242 LOCKPORT PCT 018	145	14	138	8	1
0243 LOCKPORT PCT 019	258	15	229	17	0
0244 LOCKPORT PCT 020	294	14	243	19	0
0245 LOCKPORT PCT 021	105	18	171	14	1
0246 LOCKPORT PCT 022	152	21	219	15	0
0247 LOCKPORT PCT 023	191	13	160	15	1
0248 LOCKPORT PCT 024	118	11	123	13	0
0249 LOCKPORT PCT 025	194	12	256	25	3
0250 LOCKPORT PCT 026	123	12	105	11	0
0251 LOCKPORT PCT 027	177	11	351	23	1
0252 LOCKPORT PCT 028	157	14	265	17	5
0253 LOCKPORT PCT 029	212	13	145	6	2
0254 LOCKPORT PCT 030	254	33	472	27	1
0255 LOCKPORT PCT 031	376	11	93	13	0
0256 LOCKPORT PCT 032	213	7	111	8	0
0257 LOCKPORT PCT 033	278	12	184	21	1
0258 LOCKPORT PCT 034	142	21	186	10	1
0259 LOCKPORT PCT 035	294	20	464	21	2
0260 LOCKPORT PCT 036	550	60	789	33	2
0261 LOCKPORT PCT 037	241	9	117	6	0
0262 MANHATTAN PCT 001	152	11	276	23	1
0263 MANHATTAN PCT 002	270	36	465	32	1
0264 MANHATTAN PCT 003	139	16	234	10	1
0265 MANHATTAN PCT 004	158	21	325	26	2
0266 MANHATTAN PCT 005	284	36	472	34	5
0267 MONEE PCT 001	147	18	239	14	1
0268 MONEE PCT 002	239	16	57	12	1
0269 MONEE PCT 003	96	16	180	11	1

ABSTRACT OF VOTES

WILL COUNTY, ILLINOIS
 GENERAL ELECTION
 NOVEMBER 2, 2010

OFFICIAL RESULTS

	VOTES	PERCENT		VOTES	PERCENT
UNITED STATES SENATOR UNEXPIRED TERM					
Vote for 1					
01 = Alexander "Alexi" Giannoulas (DEM)	77,354	41.16			
02 = LeAlan M. Jones (GRN)	6,115	3.25	04 = Mike Labno (LIB)	5,949	3.17
03 = Mark Steven Kirk (REP)	98,052	52.17	05 = WRITE-IN	473	.25

(CONTINUED FROM PREVIOUS PAGE)

	01	02	03	04	05
0270 MONEE PCT 004	259	7	99	4	5
0271 MONEE PCT 005	435	9	34	8	0
0272 MONEE PCT 006	274	2	16	2	1
0273 MONEE PCT 007	311	5	14	1	0
0274 MONEE PCT 008	411	7	6	3	0
0275 MONEE PCT 009	261	47	321	35	2
0276 MONEE PCT 010	154	20	225	21	2
0277 MONEE PCT 011	393	7	12	2	0
0278 MONEE PCT 012	158	11	154	19	2
0279 NEW LENOX PCT 001	86	14	148	11	0
0280 NEW LENOX PCT 002	132	20	228	24	1
0281 NEW LENOX PCT 003	199	20	302	29	2
0282 NEW LENOX PCT 004	161	19	374	33	0
0283 NEW LENOX PCT 005	264	21	405	40	0
0284 NEW LENOX PCT 006	102	18	237	11	0
0285 NEW LENOX PCT 007	168	19	342	23	1
0286 NEW LENOX PCT 008	157	12	243	17	1
0287 NEW LENOX PCT 009	116	25	239	18	1
0288 NEW LENOX PCT 010	118	18	276	14	0
0289 NEW LENOX PCT 011	140	15	334	22	1
0290 NEW LENOX PCT 012	183	25	635	18	0
0291 NEW LENOX PCT 013	204	14	319	18	4
0292 NEW LENOX PCT 014	113	13	232	16	2
0293 NEW LENOX PCT 015	79	12	178	10	0
0294 NEW LENOX PCT 016	114	6	215	5	0
0295 NEW LENOX PCT 017	101	22	173	15	1
0296 NEW LENOX PCT 018	116	15	248	17	1
0297 NEW LENOX PCT 019	114	12	250	11	0
0298 NEW LENOX PCT 020	206	18	379	20	3
0299 NEW LENOX PCT 021	94	14	206	8	1
0300 NEW LENOX PCT 022	182	12	394	17	6
0301 NEW LENOX PCT 023	126	9	215	6	2
0302 NEW LENOX PCT 024	269	15	520	21	3
0303 NEW LENOX PCT 025	132	14	277	21	1
0304 NEW LENOX PCT 026	107	14	273	9	1
0305 NEW LENOX PCT 027	120	13	222	9	4
0306 NEW LENOX PCT 028	106	8	287	13	2
0307 NEW LENOX PCT 029	112	14	184	15	0
0308 NEW LENOX PCT 030	96	18	226	8	0
0309 PEOTONE PCT 001	146	29	371	23	2
0310 PEOTONE PCT 002	155	32	417	25	4
0311 PEOTONE PCT 003	98	35	261	14	1
0312 PLAINFIELD PCT 001	188	26	305	20	2
0313 PLAINFIELD PCT 002	69	3	142	10	0
0314 PLAINFIELD PCT 003	91	9	187	10	0
0315 PLAINFIELD PCT 004	213	21	228	18	1
0316 PLAINFIELD PCT 005	134	19	213	14	1
0317 PLAINFIELD PCT 006	189	26	244	27	2
0318 PLAINFIELD PCT 007	159	10	213	8	1
0319 PLAINFIELD PCT 008	225	23	454	18	2
0320 PLAINFIELD PCT 009	189	13	270	18	2
0321 PLAINFIELD PCT 010	119	13	178	7	1
0322 PLAINFIELD PCT 011	67	10	197	19	1
0323 PLAINFIELD PCT 012	179	10	178	22	2

ABSTRACT OF VOTES

WILL COUNTY, ILLINOIS
GENERAL ELECTION
NOVEMBER 2, 2010

OFFICIAL RESULTS

	VOTES	PERCENT		VOTES	PERCENT
UNITED STATES SENATOR UNEXPIRED TERM					
Vote for 1					
01 = Alexander "Alexi" Giannoulis (DEM)	77,354	41.16			
02 = LeAlan M. Jones (GRN)	6,115	3.25	04 = Mike Labno (LIB)	5,949	3.17
03 = Mark Steven Kirk (REP)	98,052	52.17	05 = WRITE-IN	473	.25

(CONTINUED FROM PREVIOUS PAGE)	01	02	03	04	05
0324 PLAINFIELD PCT 013	99	10	167	12	2
0325 PLAINFIELD PCT 014	211	17	302	23	0
0326 PLAINFIELD PCT 015	146	15	198	16	1
0327 PLAINFIELD PCT 016	136	12	240	14	0
0328 PLAINFIELD PCT 017	133	10	101	4	1
0329 PLAINFIELD PCT 018	148	12	113	7	0
0330 PLAINFIELD PCT 019	167	17	211	8	2
0331 PLAINFIELD PCT 020	140	14	141	10	0
0332 PLAINFIELD PCT 021	77	17	114	9	0
0333 PLAINFIELD PCT 022	148	14	304	12	2
0334 PLAINFIELD PCT 023	132	13	121	18	1
0335 PLAINFIELD PCT 024	107	6	194	16	0
0336 PLAINFIELD PCT 025	150	4	226	17	1
0337 PLAINFIELD PCT 026	213	11	229	16	1
0338 PLAINFIELD PCT 027	168	12	172	14	7
0339 PLAINFIELD PCT 028	192	17	196	9	3
0340 PLAINFIELD PCT 029	133	5	63	3	0
0341 PLAINFIELD PCT 030	126	5	74	5	0
0342 PLAINFIELD PCT 031	141	6	200	11	0
0343 PLAINFIELD PCT 032	214	17	261	31	2
0344 PLAINFIELD PCT 033	188	14	200	9	2
0345 PLAINFIELD PCT 034	134	6	118	20	0
0346 PLAINFIELD PCT 035	373	27	474	32	1
0347 PLAINFIELD PCT 036	259	16	155	9	0
0348 PLAINFIELD PCT 037	220	11	202	15	0
0349 PLAINFIELD PCT 038	153	13	310	10	1
0350 PLAINFIELD PCT 039	145	22	251	21	0
0351 PLAINFIELD PCT 040	147	10	260	14	5
0352 PLAINFIELD PCT 041	191	15	189	14	2
0353 PLAINFIELD PCT 042	144	1	113	5	1
0354 PLAINFIELD PCT 043	166	12	140	11	0
0355 PLAINFIELD PCT 044	169	8	143	20	0
0356 PLAINFIELD PCT 045	370	14	271	18	1
0357 PLAINFIELD PCT 046	204	12	181	5	0
0358 REED PCT 001	203	31	308	17	0
0359 REED PCT 002	108	16	175	11	1
0360 REED PCT 003	75	11	95	10	1
0361 REED PCT 004	113	20	152	26	1
0362 REED PCT 005	142	24	264	17	2
0363 TROY PCT 001	132	17	360	19	2
0364 TROY PCT 002	295	21	306	20	5
0365 TROY PCT 003	194	15	229	16	0
0366 TROY PCT 004	92	8	199	6	1
0367 TROY PCT 005	90	14	138	17	1
0368 TROY PCT 006	121	15	141	13	0
0369 TROY PCT 007	204	17	186	15	0
0370 TROY PCT 008	270	18	384	14	4
0371 TROY PCT 009	112	26	217	10	0
0372 TROY PCT 010	291	18	385	20	4
0373 TROY PCT 011	405	29	671	25	2
0374 TROY PCT 012	156	13	181	14	3
0375 TROY PCT 013	186	14	177	8	2
0376 TROY PCT 014	112	17	167	9	1
0377 TROY PCT 015	127	14	195	15	1

ABSTRACT OF VOTES

WILL COUNTY, ILLINOIS
 GENERAL ELECTION
 NOVEMBER 2, 2010

OFFICIAL RESULTS

	VOTES	PERCENT		VOTES	PERCENT
UNITED STATES SENATOR UNEXPIRED TERM					
Vote for 1					
01 = Alexander "Alexi" Giannoulas (DEM)	77,354	41.16			
02 = LeAlan M. Jones (GRN)	6,115	3.25	04 = Mike Labno (LIB)	5,949	3.17
03 = Mark Steven Kirk (REP)	98,052	52.17	05 = WRITE-IN	473	.25

(CONTINUED FROM PREVIOUS PAGE)

	01	02	03	04	05
0378 TROY PCT 016	162	11	422	16	1
0379 TROY PCT 017	282	18	247	19	4
0380 TROY PCT 018	200	16	335	9	1
0381 TROY PCT 019	183	18	311	19	3
0382 TROY PCT 020	246	18	309	27	1
0383 TROY PCT 021	181	19	234	18	1
0384 TROY PCT 022	162	15	291	27	0
0385 TROY PCT 023	174	14	117	11	0
0386 TROY PCT 024	170	13	234	10	1
0387 TROY PCT 025	125	13	234	9	1
0388 TROY PCT 026	248	23	226	17	0
0389 TROY PCT 027	150	10	232	17	0
0390 TROY PCT 028	343	29	484	33	2
0391 TROY PCT 029	240	9	101	12	0
0392 TROY PCT 030	109	15	225	11	1
0393 WASHINGTON PCT 001	158	25	298	35	1
0394 WASHINGTON PCT 002	51	11	205	11	4
0395 WASHINGTON PCT 003	120	33	362	16	1
0396 WASHINGTON PCT 004	173	32	423	23	3
0397 WESLEY PCT 001	115	20	268	16	1
0398 WESLEY PCT 002	98	18	167	10	0
0399 WHEATLAND PCT 001	117	4	390	4	0
0400 WHEATLAND PCT 002	131	10	245	14	2
0401 WHEATLAND PCT 003	121	13	242	9	2
0402 WHEATLAND PCT 004	227	24	322	22	0
0403 WHEATLAND PCT 005	161	5	335	9	2
0404 WHEATLAND PCT 006	172	10	297	23	0
0405 WHEATLAND PCT 007	176	20	309	13	3
0406 WHEATLAND PCT 008	139	5	318	9	1
0407 WHEATLAND PCT 009	148	11	328	12	1
0408 WHEATLAND PCT 010	245	9	454	9	2
0409 WHEATLAND PCT 011	150	11	342	10	0
0410 WHEATLAND PCT 012	166	7	274	16	0
0411 WHEATLAND PCT 013	197	7	310	11	1
0412 WHEATLAND PCT 014	126	10	243	7	0
0413 WHEATLAND PCT 015	128	4	197	4	0
0414 WHEATLAND PCT 016	149	9	302	10	3
0415 WHEATLAND PCT 017	82	19	254	17	0
0416 WHEATLAND PCT 018	306	15	542	29	0
0417 WHEATLAND PCT 019	312	13	275	11	0
0418 WHEATLAND PCT 020	110	6	246	10	0
0419 WHEATLAND PCT 021	129	5	407	8	0
0420 WHEATLAND PCT 022	132	4	107	7	1
0421 WHEATLAND PCT 023	175	6	282	7	1
0422 WHEATLAND PCT 024	99	14	180	16	1
0423 WHEATLAND PCT 025	226	11	294	19	3
0424 WHEATLAND PCT 026	91	2	291	1	0
0425 WHEATLAND PCT 027	207	4	199	12	3
0426 WHEATLAND PCT 028	225	9	270	13	3
0427 WHEATLAND PCT 029	177	8	189	6	0
0428 WHEATLAND PCT 030	67	6	248	1	0
0429 WHEATLAND PCT 031	131	6	299	11	1
0430 WHEATLAND PCT 032	126	5	244	5	0
0431 WHEATLAND PCT 033	96	0	225	5	0

ABSTRACT OF VOTES

WILL COUNTY, ILLINOIS
 GENERAL ELECTION
 NOVEMBER 2, 2010

OFFICIAL RESULTS

	VOTES	PERCENT		VOTES	PERCENT
UNITED STATES SENATOR UNEXPIRED TERM					
Vote for 1					
01 = Alexander "Alexi" Giannoulis (DEM)	77,354	41.16			
02 = LeAlan M. Jones (GRN)	6,115	3.25	04 = Mike Labno (LIB)	5,949	3.17
03 = Mark Steven Kirk (REP)	98,052	52.17	05 = WRITE-IN	473	.25

(CONTINUED FROM PREVIOUS PAGE)

	01	02	03	04	05
0432 WHEATLAND PCT 034	382	17	542	20	1
0433 WHEATLAND PCT 035	218	14	421	13	1
0434 WHEATLAND PCT 036	102	6	206	10	0
0435 WHEATLAND PCT 037	184	10	311	11	0
0436 WHEATLAND PCT 038	180	5	327	3	1
0437 WHEATLAND PCT 039	159	13	315	17	2
0438 WHEATLAND PCT 040	136	6	257	5	2
0439 WILL PCT 001	111	44	449	19	0
0440 WILMINGTON PCT 001	63	13	100	9	0
0441 WILMINGTON PCT 002	118	17	181	18	0
0442 WILMINGTON PCT 003	226	32	346	27	1
0443 WILMINGTON PCT 004	99	19	160	9	0
0444 WILMINGTON PCT 005	156	22	253	19	1
0445 WILTON PCT 001	98	25	255	18	0



Nancy Schultz Voots

W I L L C O U N T Y C L E R K



**STATE OF
ILLINOIS
SUMMARY**

ABSTRACT OF VOTES

WILL COUNTY, ILLINOIS
 GENERAL ELECTION
 NOVEMBER 2, 2010

OFFICIAL RESULTS

	VOTES	PERCENT		VOTES	PERCENT
GOVERNOR/LIEUTENANT GOVERNOR					
Vote for 1					
01 = Pat Quinn (DEM)	78,657	40.89	04 = Lex Green (LIB)	1,920	1.00
02 = Rich Whitney (GRN)	5,412	2.81	05 = Scott Lee Cohen (IND)	9,413	4.89
03 = Bill Brady (REP)	96,763	50.30	06 = WRITE-IN	208	.11

	01	02	03	04	05	06
0001 CHANNAHON PCT 001	127	11	166	4	25	0
0002 CHANNAHON PCT 002	106	8	159	5	25	0
0003 CHANNAHON PCT 003	147	13	222	1	24	1
0004 CHANNAHON PCT 004	187	23	320	5	26	2
0005 CHANNAHON PCT 005	123	15	201	5	14	0
0006 CHANNAHON PCT 006	120	15	239	10	29	0
0007 CHANNAHON PCT 007	117	10	256	6	17	1
0008 CHANNAHON PCT 008	211	21	318	7	35	0
0009 CHANNAHON PCT 009	105	10	186	2	11	0
0010 CRETE PCT 001	178	10	214	5	13	0
0011 CRETE PCT 002	236	19	203	6	30	0
0012 CRETE PCT 003	156	10	138	8	27	0
0013 CRETE PCT 004	114	29	131	5	16	0
0014 CRETE PCT 005	65	8	62	2	9	0
0015 CRETE PCT 006	203	15	161	1	37	0
0016 CRETE PCT 007	311	18	268	1	20	0
0017 CRETE PCT 008	189	14	310	9	31	0
0018 CRETE PCT 009	129	10	208	2	16	0
0019 CRETE PCT 010	255	17	253	8	33	0
0020 CRETE PCT 011	145	12	345	5	25	1
0021 CRETE PCT 012	274	8	84	1	18	1
0022 CRETE PCT 013	247	8	363	9	34	1
0023 CRETE PCT 014	429	14	185	2	20	1
0024 CRETE PCT 015	272	9	145	2	19	0
0025 CRETE PCT 016	160	23	318	8	33	0
0026 CRETE PCT 017	273	7	108	2	21	0
0027 CUSTER PCT 001	193	24	319	8	34	2
0028 DU PAGE PCT 001	183	6	155	3	38	0
0029 DU PAGE PCT 002	68	8	100	2	16	1
0030 DU PAGE PCT 003	90	8	90	1	22	0
0031 DU PAGE PCT 004	104	10	119	1	27	0
0032 DU PAGE PCT 005	125	11	123	2	33	1
0033 DU PAGE PCT 006	161	14	117	2	26	1
0034 DU PAGE PCT 007	168	12	134	5	38	0
0035 DU PAGE PCT 008	225	12	170	10	24	1
0036 DU PAGE PCT 009	172	10	52	2	13	0
0037 DU PAGE PCT 010	220	13	135	4	30	0
0038 DU PAGE PCT 011	263	13	160	5	28	1
0039 DU PAGE PCT 012	258	13	141	6	20	0
0040 DU PAGE PCT 013	273	20	181	4	14	1
0041 DU PAGE PCT 014	231	9	183	2	32	0
0042 DU PAGE PCT 015	200	13	92	6	11	0
0043 DU PAGE PCT 016	186	12	164	7	17	0
0044 DU PAGE PCT 017	194	3	143	1	22	0
0045 DU PAGE PCT 018	252	15	217	6	21	0
0046 DU PAGE PCT 019	203	8	121	3	31	0
0047 DU PAGE PCT 020	242	12	211	3	21	0
0048 DU PAGE PCT 021	126	10	177	11	27	1
0049 DU PAGE PCT 022	88	5	120	2	15	1
0050 DU PAGE PCT 023	265	11	136	2	27	0
0051 DU PAGE PCT 024	238	12	157	4	13	0
0052 DU PAGE PCT 025	142	13	105	9	22	0
0053 DU PAGE PCT 026	192	12	101	10	17	1

**For City of Aurora details
 refer to that section of this book.**

ABSTRACT OF VOTES

WILL COUNTY, ILLINOIS
 GENERAL ELECTION
 NOVEMBER 2, 2010

OFFICIAL RESULTS

	VOTES	PERCENT		VOTES	PERCENT
GOVERNOR/LIEUTENANT GOVERNOR					
Vote for 1					
01 = Pat Quinn (DEM)	78,657	40.89	04 = Lex Green (LIB)	1,920	1.00
02 = Rich Whitney (GRN)	5,412	2.81	05 = Scott Lee Cohen (IND)	9,413	4.89
03 = Bill Brady (REP)	96,763	50.30	06 = WRITE-IN	208	.11

(CONTINUED FROM PREVIOUS PAGE)	01	02	03	04	05	06
0054 DU PAGE PCT 027	222	16	155	3	22	1
0055 DU PAGE PCT 028	227	7	164	4	23	0
0056 DU PAGE PCT 029	215	10	98	3	15	1
0057 DU PAGE PCT 030	208	11	320	6	13	0
0058 DU PAGE PCT 031	207	10	418	4	12	2
0059 DU PAGE PCT 032	157	8	284	4	24	0
0060 DU PAGE PCT 033	104	12	203	4	7	1
0061 DU PAGE PCT 034	217	15	394	6	16	0
0062 DU PAGE PCT 035	223	17	227	5	23	0
0063 DU PAGE PCT 036	200	8	239	5	14	1
0064 DU PAGE PCT 037	246	12	201	6	19	0
0065 DU PAGE PCT 038	201	9	86	4	17	0
0066 DU PAGE PCT 039	216	8	85	8	14	0
0067 DU PAGE PCT 040	304	12	201	7	23	0
0068 DU PAGE PCT 041	166	8	162	2	14	0
0069 DU PAGE PCT 042	181	6	182	2	10	0
0070 DU PAGE PCT 043	233	4	82	0	11	0
0071 DU PAGE PCT 044	253	25	428	8	49	1
0072 DU PAGE PCT 045	282	15	213	4	15	0
0073 DU PAGE PCT 046	161	5	84	5	24	0
0074 DU PAGE PCT 047	379	16	208	4	13	1
0075 DU PAGE PCT 048	308	12	189	11	24	0
0076 DU PAGE PCT 049	197	9	194	5	17	0
0077 DU PAGE PCT 050	135	5	27	1	12	0
0078 DU PAGE PCT 051	261	13	199	2	19	0
0079 DU PAGE PCT 052	128	3	240	3	13	0
0080 DU PAGE PCT 053	274	17	224	6	20	0
0081 DU PAGE PCT 054	214	5	101	2	22	0
0082 DU PAGE PCT 055	221	13	187	3	16	0
0083 FLORENCE PCT 001	126	18	170	2	21	1
0084 FRANKFORT PCT 001	123	5	253	6	17	2
0085 FRANKFORT PCT 002	232	19	423	6	31	0
0086 FRANKFORT PCT 003	192	9	334	11	23	0
0087 FRANKFORT PCT 004	109	13	155	4	15	1
0088 FRANKFORT PCT 005	134	15	227	5	26	3
0089 FRANKFORT PCT 006	205	10	279	1	19	1
0090 FRANKFORT PCT 007	118	12	218	5	6	1
0091 FRANKFORT PCT 008	129	14	293	1	15	0
0092 FRANKFORT PCT 009	126	13	182	2	21	0
0093 FRANKFORT PCT 010	218	17	305	7	35	0
0094 FRANKFORT PCT 011	117	14	213	4	17	0
0095 FRANKFORT PCT 012	235	14	482	10	28	0
0096 FRANKFORT PCT 013	168	12	312	4	25	0
0097 FRANKFORT PCT 014	167	13	269	3	23	2
0098 FRANKFORT PCT 015	155	14	234	13	23	0
0099 FRANKFORT PCT 016	111	5	249	2	19	0
0100 FRANKFORT PCT 017	144	12	202	5	36	1
0101 FRANKFORT PCT 018	99	7	282	2	4	0
0102 FRANKFORT PCT 019	191	8	248	1	26	1
0103 FRANKFORT PCT 020	110	8	90	5	18	0
0104 FRANKFORT PCT 021	197	8	205	3	28	2
0105 FRANKFORT PCT 022	167	15	330	2	23	0
0106 FRANKFORT PCT 023	123	16	231	3	18	0
0107 FRANKFORT PCT 024	157	14	224	4	16	0

ABSTRACT OF VOTES

WILL COUNTY, ILLINOIS
GENERAL ELECTION
NOVEMBER 2, 2010

OFFICIAL RESULTS

	VOTES	PERCENT		VOTES	PERCENT
GOVERNOR/LIEUTENANT GOVERNOR					
Vote for 1					
01 = Pat Quinn (DEM)	78,657	40.89	04 = Lex Green (LIB)	1,920	1.00
02 = Rich Whitney (GRN)	5,412	2.81	05 = Scott Lee Cohen (IND)	9,413	4.89
03 = Bill Brady (REP)	96,763	50.30	06 = WRITE-IN	208	.11

(CONTINUED FROM PREVIOUS PAGE)

	01	02	03	04	05	06
0108 FRANKFORT PCT 025	205	13	392	5	21	1
0109 FRANKFORT PCT 026	158	26	398	5	21	0
0110 FRANKFORT PCT 027	231	12	381	7	34	0
0111 FRANKFORT PCT 028	138	8	437	5	13	0
0112 FRANKFORT PCT 029	265	16	370	5	32	2
0113 FRANKFORT PCT 030	127	10	242	3	17	0
0114 FRANKFORT PCT 031	201	11	267	2	18	1
0115 FRANKFORT PCT 032	178	19	375	1	29	1
0116 FRANKFORT PCT 033	139	10	205	6	34	0
0117 FRANKFORT PCT 034	116	7	307	3	12	0
0118 FRANKFORT PCT 035	187	13	342	2	23	2
0119 FRANKFORT PCT 036	200	3	133	3	9	0
0120 FRANKFORT PCT 037	266	16	349	6	30	1
0121 FRANKFORT PCT 038	153	9	279	0	17	1
0122 FRANKFORT PCT 039	134	10	369	12	21	2
0123 FRANKFORT PCT 040	165	9	203	4	23	1
0124 FRANKFORT PCT 041	230	9	339	6	18	0
0125 FRANKFORT PCT 042	171	5	495	6	11	0
0126 GREEN GARDEN PCT 001	118	12	344	2	21	0
0127 GREEN GARDEN PCT 002	135	24	322	0	27	0
0128 GREEN GARDEN PCT 003	114	18	310	5	24	2
0129 HOMER PCT 001	147	10	202	2	11	0
0130 HOMER PCT 002	73	4	184	5	10	0
0131 HOMER PCT 003	139	9	272	3	22	0
0132 HOMER PCT 004	86	7	208	8	11	0
0133 HOMER PCT 005	119	8	271	2	17	0
0134 HOMER PCT 006	154	16	288	5	29	1
0135 HOMER PCT 007	152	9	333	3	12	1
0136 HOMER PCT 008	151	9	271	8	24	1
0137 HOMER PCT 009	130	15	265	1	16	0
0138 HOMER PCT 010	231	15	462	12	35	1
0139 HOMER PCT 011	203	21	350	8	40	0
0140 HOMER PCT 012	173	12	364	1	19	0
0141 HOMER PCT 013	142	12	367	1	17	1
0142 HOMER PCT 014	91	4	204	1	13	0
0143 HOMER PCT 015	174	7	271	2	22	1
0144 HOMER PCT 016	115	7	153	3	16	0
0145 HOMER PCT 017	123	6	270	0	17	1
0146 HOMER PCT 018	161	15	318	2	23	0
0147 HOMER PCT 019	119	11	316	1	17	2
0148 HOMER PCT 020	96	5	304	3	17	0
0149 HOMER PCT 021	126	5	430	1	29	0
0150 HOMER PCT 022	202	10	279	7	22	1
0151 HOMER PCT 023	121	11	251	5	10	0
0152 HOMER PCT 024	122	9	234	2	17	0
0153 HOMER PCT 025	95	2	208	3	16	0
0154 HOMER PCT 026	148	16	230	3	18	0
0155 HOMER PCT 027	191	18	271	7	23	0
0156 HOMER PCT 028	116	7	214	4	15	0
0157 JACKSON PCT 001	115	16	146	3	22	0
0158 JACKSON PCT 002	178	22	193	2	33	0
0159 JACKSON PCT 003	239	16	352	7	42	0
0160 JACKSON PCT 004	96	8	114	4	8	0
0161 JOLIET PCT 001	192	13	174	6	26	0

ABSTRACT OF VOTES

WILL COUNTY, ILLINOIS
 GENERAL ELECTION
 NOVEMBER 2, 2010

OFFICIAL RESULTS

	VOTES	PERCENT		VOTES	PERCENT
GOVERNOR/LIEUTENANT GOVERNOR					
Vote for 1					
01 = Pat Quinn (DEM)	78,657	40.89	04 = Lex Green (LIB)	1,920	1.00
02 = Rich Whitney (GRN)	5,412	2.81	05 = Scott Lee Cohen (IND)	9,413	4.89
03 = Bill Brady (REP)	96,763	50.30	06 = WRITE-IN	208	.11

(CONTINUED FROM PREVIOUS PAGE)

	01	02	03	04	05	06
0162 JOLIET PCT 002	118	16	110	9	19	0
0163 JOLIET PCT 003	107	9	107	3	20	0
0164 JOLIET PCT 004	108	9	70	3	19	0
0165 JOLIET PCT 005	154	15	127	4	22	0
0166 JOLIET PCT 006	170	4	116	4	14	1
0167 JOLIET PCT 007	113	15	141	6	17	1
0168 JOLIET PCT 008	156	7	80	4	17	0
0169 JOLIET PCT 009	147	9	115	4	21	1
0170 JOLIET PCT 010	103	8	93	5	27	0
0171 JOLIET PCT 011	147	10	78	5	12	0
0172 JOLIET PCT 012	235	11	264	5	21	0
0173 JOLIET PCT 013	192	7	202	1	20	0
0174 JOLIET PCT 014	188	8	180	6	17	0
0175 JOLIET PCT 015	150	14	116	4	22	3
0176 JOLIET PCT 016	184	9	64	4	22	0
0177 JOLIET PCT 017	180	6	146	4	28	0
0178 JOLIET PCT 018	130	5	30	1	9	1
0179 JOLIET PCT 019	118	8	99	2	11	1
0180 JOLIET PCT 020	112	11	150	3	10	0
0181 JOLIET PCT 021	281	1	22	0	8	0
0182 JOLIET PCT 022	175	17	189	3	13	0
0183 JOLIET PCT 023	186	15	146	4	9	0
0184 JOLIET PCT 024	292	2	10	2	7	0
0185 JOLIET PCT 025	186	5	62	4	28	1
0186 JOLIET PCT 026	208	19	188	3	32	0
0187 JOLIET PCT 027	175	13	108	8	20	0
0188 JOLIET PCT 028	172	9	92	6	28	1
0189 JOLIET PCT 029	159	10	209	3	18	0
0190 JOLIET PCT 030	136	9	69	3	11	0
0191 JOLIET PCT 031	140	12	182	3	12	0
0192 JOLIET PCT 032	110	10	118	6	21	0
0193 JOLIET PCT 033	120	10	126	6	16	0
0194 JOLIET PCT 034	113	8	87	1	15	1
0195 JOLIET PCT 035	145	10	76	0	17	1
0196 JOLIET PCT 036	93	7	50	0	16	0
0197 JOLIET PCT 037	236	7	44	2	14	2
0198 JOLIET PCT 038	232	5	7	0	10	0
0199 JOLIET PCT 039	342	9	57	4	22	0
0200 JOLIET PCT 040	199	15	132	3	19	0
0201 JOLIET PCT 041	238	5	58	4	14	0
0202 JOLIET PCT 042	249	9	99	5	22	0
0203 JOLIET PCT 043	302	9	13	0	8	1
0204 JOLIET PCT 044	226	7	126	3	24	2
0205 JOLIET PCT 045	160	2	17	1	3	0
0206 JOLIET PCT 046	123	2	1	1	3	0
0207 JOLIET PCT 047	230	9	89	6	11	0
0208 JOLIET PCT 048	189	4	11	1	11	0
0209 JOLIET PCT 049	169	11	157	5	26	2
0210 JOLIET PCT 050	305	3	13	4	13	0
0211 JOLIET PCT 051	163	7	88	1	16	0
0212 JOLIET PCT 052	164	6	31	2	10	0
0213 JOLIET PCT 053	133	6	51	2	11	0
0214 JOLIET PCT 054	138	4	113	8	20	0
0215 JOLIET PCT 055	112	10	103	6	23	1

ABSTRACT OF VOTES

WILL COUNTY, ILLINOIS
GENERAL ELECTION
NOVEMBER 2, 2010

OFFICIAL RESULTS

	VOTES	PERCENT		VOTES	PERCENT
GOVERNOR/LIEUTENANT GOVERNOR					
Vote for 1					
01 = Pat Quinn (DEM)	78,657	40.89	04 = Lex Green (LIB)	1,920	1.00
02 = Rich Whitney (GRN)	5,412	2.81	05 = Scott Lee Cohen (IND)	9,413	4.89
03 = Bill Brady (REP)	96,763	50.30	06 = WRITE-IN	208	.11

(CONTINUED FROM PREVIOUS PAGE)

	01	02	03	04	05	06
0216 JOLIET PCT 056	370	9	98	3	28	1
0217 JOLIET PCT 057	161	4	34	2	10	0
0218 JOLIET PCT 058	112	4	22	2	5	0
0219 JOLIET PCT 059	191	4	189	3	19	0
0220 JOLIET PCT 060	178	9	32	3	11	0
0221 JOLIET PCT 061	165	8	23	0	6	1
0222 JOLIET PCT 062	169	1	13	1	6	1
0223 JOLIET PCT 063	78	4	78	2	16	0
0224 JOLIET PCT 064	195	12	35	3	22	0
0225 LOCKPORT PCT 001	131	9	173	7	21	0
0226 LOCKPORT PCT 002	142	12	133	3	16	1
0227 LOCKPORT PCT 003	169	18	211	6	28	2
0228 LOCKPORT PCT 004	135	12	147	1	28	1
0229 LOCKPORT PCT 005	70	8	64	6	23	0
0230 LOCKPORT PCT 006	231	2	46	2	14	1
0231 LOCKPORT PCT 007	265	1	15	1	3	0
0232 LOCKPORT PCT 008	189	18	160	7	25	1
0233 LOCKPORT PCT 009	321	29	390	7	41	1
0234 LOCKPORT PCT 010	160	15	171	5	26	0
0235 LOCKPORT PCT 011	112	17	114	4	32	1
0236 LOCKPORT PCT 012	215	16	223	3	39	1
0237 LOCKPORT PCT 013	226	9	167	5	24	2
0238 LOCKPORT PCT 014	109	16	227	11	32	0
0239 LOCKPORT PCT 015	185	37	234	8	41	1
0240 LOCKPORT PCT 016	115	13	158	8	22	1
0241 LOCKPORT PCT 017	117	11	144	4	18	0
0242 LOCKPORT PCT 018	135	6	141	3	22	2
0243 LOCKPORT PCT 019	239	15	226	7	29	2
0244 LOCKPORT PCT 020	274	14	251	7	37	0
0245 LOCKPORT PCT 021	109	13	169	3	26	0
0246 LOCKPORT PCT 022	169	15	222	2	15	0
0247 LOCKPORT PCT 023	172	6	160	7	43	0
0248 LOCKPORT PCT 024	112	13	114	4	25	1
0249 LOCKPORT PCT 025	197	17	258	7	22	1
0250 LOCKPORT PCT 026	124	9	103	5	19	0
0251 LOCKPORT PCT 027	203	13	339	3	19	1
0252 LOCKPORT PCT 028	174	13	260	3	22	0
0253 LOCKPORT PCT 029	203	20	138	4	15	1
0254 LOCKPORT PCT 030	282	36	438	9	28	1
0255 LOCKPORT PCT 031	353	14	108	4	16	0
0256 LOCKPORT PCT 032	213	8	98	3	20	0
0257 LOCKPORT PCT 033	274	18	183	5	27	3
0258 LOCKPORT PCT 034	141	17	191	1	20	0
0259 LOCKPORT PCT 035	312	22	438	7	38	0
0260 LOCKPORT PCT 036	562	39	765	3	88	1
0261 LOCKPORT PCT 037	231	10	116	5	17	0
0262 MANHATTAN PCT 001	177	15	262	7	23	0
0263 MANHATTAN PCT 002	281	25	471	12	48	1
0264 MANHATTAN PCT 003	146	11	225	8	22	3
0265 MANHATTAN PCT 004	177	20	328	3	31	0
0266 MANHATTAN PCT 005	285	41	476	12	45	0
0267 MONEE PCT 001	145	26	237	4	18	1
0268 MONEE PCT 002	226	19	58	3	19	1
0269 MONEE PCT 003	94	15	181	4	21	0

ABSTRACT OF VOTES

WILL COUNTY, ILLINOIS
GENERAL ELECTION
NOVEMBER 2, 2010

OFFICIAL RESULTS

	VOTES	PERCENT		VOTES	PERCENT
GOVERNOR/LIEUTENANT GOVERNOR					
Vote for 1					
01 = Pat Quinn (DEM)	78,657	40.89	04 = Lex Green (LIB)	1,920	1.00
02 = Rich Whitney (GRN)	5,412	2.81	05 = Scott Lee Cohen (IND)	9,413	4.89
03 = Bill Brady (REP)	96,763	50.30	06 = WRITE-IN	208	.11

(CONTINUED FROM PREVIOUS PAGE)	01	02	03	04	05	06
0270 MONEE PCT 004	266	9	88	1	15	1
0271 MONEE PCT 005	424	10	42	3	12	1
0272 MONEE PCT 006	265	4	19	1	7	0
0273 MONEE PCT 007	298	4	12	1	8	0
0274 MONEE PCT 008	372	6	7	2	23	2
0275 MONEE PCT 009	262	51	313	13	40	0
0276 MONEE PCT 010	165	18	220	3	33	2
0277 MONEE PCT 011	381	7	15	0	10	1
0278 MONEE PCT 012	153	30	143	4	24	1
0279 NEW LENOX PCT 001	94	14	139	3	10	0
0280 NEW LENOX PCT 002	141	12	242	5	29	0
0281 NEW LENOX PCT 003	205	23	309	4	26	0
0282 NEW LENOX PCT 004	176	12	370	8	39	0
0283 NEW LENOX PCT 005	259	14	414	11	46	1
0284 NEW LENOX PCT 006	110	21	231	4	17	0
0285 NEW LENOX PCT 007	189	17	329	8	29	0
0286 NEW LENOX PCT 008	185	15	219	5	19	0
0287 NEW LENOX PCT 009	132	11	227	5	32	0
0288 NEW LENOX PCT 010	132	12	269	3	17	0
0289 NEW LENOX PCT 011	144	17	317	11	29	0
0290 NEW LENOX PCT 012	196	17	633	4	28	0
0291 NEW LENOX PCT 013	212	14	315	4	40	2
0292 NEW LENOX PCT 014	121	15	222	5	27	1
0293 NEW LENOX PCT 015	99	11	163	2	13	0
0294 NEW LENOX PCT 016	121	10	208	1	9	0
0295 NEW LENOX PCT 017	108	8	170	5	29	0
0296 NEW LENOX PCT 018	135	8	234	1	29	0
0297 NEW LENOX PCT 019	119	10	242	5	23	0
0298 NEW LENOX PCT 020	216	11	378	3	34	0
0299 NEW LENOX PCT 021	88	13	213	5	19	0
0300 NEW LENOX PCT 022	195	16	394	2	22	0
0301 NEW LENOX PCT 023	133	11	216	0	10	0
0302 NEW LENOX PCT 024	295	12	511	11	30	2
0303 NEW LENOX PCT 025	141	12	262	10	31	0
0304 NEW LENOX PCT 026	129	21	248	3	13	1
0305 NEW LENOX PCT 027	129	12	215	5	24	0
0306 NEW LENOX PCT 028	122	7	278	3	13	1
0307 NEW LENOX PCT 029	120	11	177	1	24	0
0308 NEW LENOX PCT 030	103	13	228	2	15	0
0309 PEOTONE PCT 001	147	38	373	7	28	0
0310 PEOTONE PCT 002	166	30	424	5	28	1
0311 PEOTONE PCT 003	109	36	264	5	22	2
0312 PLAINFIELD PCT 001	198	11	311	6	27	0
0313 PLAINFIELD PCT 002	73	3	148	3	11	0
0314 PLAINFIELD PCT 003	109	4	185	1	13	0
0315 PLAINFIELD PCT 004	206	19	228	6	31	0
0316 PLAINFIELD PCT 005	141	11	200	7	26	0
0317 PLAINFIELD PCT 006	204	17	245	4	41	1
0318 PLAINFIELD PCT 007	157	10	206	5	23	0
0319 PLAINFIELD PCT 008	229	24	450	7	30	1
0320 PLAINFIELD PCT 009	188	13	273	4	25	1
0321 PLAINFIELD PCT 010	115	10	175	6	18	1
0322 PLAINFIELD PCT 011	82	10	183	5	23	0
0323 PLAINFIELD PCT 012	174	10	183	6	28	0

ABSTRACT OF VOTES

WILL COUNTY, ILLINOIS
GENERAL ELECTION
NOVEMBER 2, 2010

OFFICIAL RESULTS

	VOTES	PERCENT		VOTES	PERCENT
GOVERNOR/LIEUTENANT GOVERNOR					
Vote for 1					
01 = Pat Quinn (DEM)	78,657	40.89	04 = Lex Green (LIB)	1,920	1.00
02 = Rich Whitney (GRN)	5,412	2.81	05 = Scott Lee Cohen (IND)	9,413	4.89
03 = Bill Brady (REP)	96,763	50.30	06 = WRITE-IN	208	.11

(CONTINUED FROM PREVIOUS PAGE)

	01	02	03	04	05	06
0324 PLAINFIELD PCT 013	100	12	172	2	11	2
0325 PLAINFIELD PCT 014	209	10	303	11	31	1
0326 PLAINFIELD PCT 015	144	9	200	3	28	0
0327 PLAINFIELD PCT 016	149	8	240	5	17	0
0328 PLAINFIELD PCT 017	123	12	102	2	16	1
0329 PLAINFIELD PCT 018	138	10	114	2	21	1
0330 PLAINFIELD PCT 019	159	15	217	1	25	1
0331 PLAINFIELD PCT 020	153	10	129	5	12	0
0332 PLAINFIELD PCT 021	92	9	101	6	12	0
0333 PLAINFIELD PCT 022	152	13	306	3	23	2
0334 PLAINFIELD PCT 023	130	11	129	4	22	0
0335 PLAINFIELD PCT 024	117	11	186	3	17	0
0336 PLAINFIELD PCT 025	148	5	229	7	16	0
0337 PLAINFIELD PCT 026	200	12	232	6	33	0
0338 PLAINFIELD PCT 027	159	16	179	5	24	0
0339 PLAINFIELD PCT 028	195	8	197	6	22	0
0340 PLAINFIELD PCT 029	125	6	55	1	17	1
0341 PLAINFIELD PCT 030	129	3	72	1	6	0
0342 PLAINFIELD PCT 031	137	3	202	4	22	1
0343 PLAINFIELD PCT 032	200	19	280	6	25	2
0344 PLAINFIELD PCT 033	195	7	194	2	26	0
0345 PLAINFIELD PCT 034	129	9	125	7	12	1
0346 PLAINFIELD PCT 035	400	22	482	7	28	1
0347 PLAINFIELD PCT 036	259	20	159	0	10	2
0348 PLAINFIELD PCT 037	224	13	193	6	23	2
0349 PLAINFIELD PCT 038	166	11	301	2	19	1
0350 PLAINFIELD PCT 039	149	12	264	6	19	0
0351 PLAINFIELD PCT 040	161	7	253	5	21	2
0352 PLAINFIELD PCT 041	194	13	193	4	20	0
0353 PLAINFIELD PCT 042	142	2	109	1	8	1
0354 PLAINFIELD PCT 043	167	10	141	7	9	0
0355 PLAINFIELD PCT 044	174	9	140	6	19	0
0356 PLAINFIELD PCT 045	366	19	257	9	33	2
0357 PLAINFIELD PCT 046	199	11	176	1	22	0
0358 REED PCT 001	203	17	304	7	34	0
0359 REED PCT 002	109	14	168	6	26	0
0360 REED PCT 003	77	6	99	2	17	0
0361 REED PCT 004	120	22	148	7	22	0
0362 REED PCT 005	159	19	257	3	19	2
0363 TROY PCT 001	145	14	357	4	27	0
0364 TROY PCT 002	280	28	320	7	31	1
0365 TROY PCT 003	205	11	213	6	24	0
0366 TROY PCT 004	108	8	202	5	10	0
0367 TROY PCT 005	91	8	139	8	20	0
0368 TROY PCT 006	119	10	141	2	20	2
0369 TROY PCT 007	215	9	184	4	16	0
0370 TROY PCT 008	271	17	376	5	35	1
0371 TROY PCT 009	119	18	202	3	24	2
0372 TROY PCT 010	310	14	367	3	36	1
0373 TROY PCT 011	420	38	653	11	52	1
0374 TROY PCT 012	159	10	182	0	19	0
0375 TROY PCT 013	197	13	166	5	15	0
0376 TROY PCT 014	113	12	168	4	19	1
0377 TROY PCT 015	128	5	201	4	26	0

ABSTRACT OF VOTES

WILL COUNTY, ILLINOIS
 GENERAL ELECTION
 NOVEMBER 2, 2010

OFFICIAL RESULTS

	VOTES	PERCENT		VOTES	PERCENT
GOVERNOR/LIEUTENANT GOVERNOR					
Vote for 1					
01 = Pat Quinn (DEM)	78,657	40.89	04 = Lex Green (LIB)	1,920	1.00
02 = Rich Whitney (GRN)	5,412	2.81	05 = Scott Lee Cohen (IND)	9,413	4.89
03 = Bill Brady (REP)	96,763	50.30	06 = WRITE-IN	208	.11

(CONTINUED FROM PREVIOUS PAGE)

	01	02	03	04	05	06
0378 TROY PCT 016	176	9	419	8	13	0
0379 TROY PCT 017	265	15	253	9	36	1
0380 TROY PCT 018	203	11	330	1	28	0
0381 TROY PCT 019	190	15	327	5	16	2
0382 TROY PCT 020	256	14	306	10	31	0
0383 TROY PCT 021	181	16	230	6	34	1
0384 TROY PCT 022	161	11	299	2	33	0
0385 TROY PCT 023	170	8	117	1	22	1
0386 TROY PCT 024	171	12	236	5	19	0
0387 TROY PCT 025	138	9	227	3	14	0
0388 TROY PCT 026	242	16	237	5	26	1
0389 TROY PCT 027	155	7	231	6	18	0
0390 TROY PCT 028	348	20	496	9	42	2
0391 TROY PCT 029	225	12	113	4	10	2
0392 TROY PCT 030	114	10	226	7	17	1
0393 WASHINGTON PCT 001	174	23	283	10	33	0
0394 WASHINGTON PCT 002	54	16	195	3	25	1
0395 WASHINGTON PCT 003	127	32	350	4	27	0
0396 WASHINGTON PCT 004	196	21	410	6	36	2
0397 WESLEY PCT 001	118	9	268	5	27	0
0398 WESLEY PCT 002	102	15	168	3	18	0
0399 WHEATLAND PCT 001	137	10	367	1	10	0
0400 WHEATLAND PCT 002	128	14	249	3	15	2
0401 WHEATLAND PCT 003	125	12	244	5	16	0
0402 WHEATLAND PCT 004	232	20	321	7	31	1
0403 WHEATLAND PCT 005	177	5	330	9	11	0
0404 WHEATLAND PCT 006	180	21	308	6	14	0
0405 WHEATLAND PCT 007	170	13	318	9	17	0
0406 WHEATLAND PCT 008	139	4	312	3	19	0
0407 WHEATLAND PCT 009	160	10	331	3	8	0
0408 WHEATLAND PCT 010	229	15	468	6	17	2
0409 WHEATLAND PCT 011	154	12	347	2	9	0
0410 WHEATLAND PCT 012	168	10	281	2	17	0
0411 WHEATLAND PCT 013	195	3	315	4	14	1
0412 WHEATLAND PCT 014	142	11	224	2	10	0
0413 WHEATLAND PCT 015	141	3	185	2	7	0
0414 WHEATLAND PCT 016	168	4	301	2	14	0
0415 WHEATLAND PCT 017	94	13	245	3	26	0
0416 WHEATLAND PCT 018	318	13	543	7	36	0
0417 WHEATLAND PCT 019	312	12	278	3	17	0
0418 WHEATLAND PCT 020	120	5	241	4	12	0
0419 WHEATLAND PCT 021	139	2	405	6	10	1
0420 WHEATLAND PCT 022	135	5	109	3	8	0
0421 WHEATLAND PCT 023	173	7	292	1	8	0
0422 WHEATLAND PCT 024	98	7	192	6	18	0
0423 WHEATLAND PCT 025	217	15	315	8	15	1
0424 WHEATLAND PCT 026	89	1	296	2	6	0
0425 WHEATLAND PCT 027	208	4	201	6	18	0
0426 WHEATLAND PCT 028	233	7	266	7	22	1
0427 WHEATLAND PCT 029	174	5	186	8	17	0
0428 WHEATLAND PCT 030	59	6	261	2	6	0
0429 WHEATLAND PCT 031	132	13	302	1	8	0
0430 WHEATLAND PCT 032	124	4	253	2	11	0
0431 WHEATLAND PCT 033	90	3	241	1	6	0

ABSTRACT OF VOTES

WILL COUNTY, ILLINOIS
 GENERAL ELECTION
 NOVEMBER 2, 2010

OFFICIAL RESULTS

GOVERNOR/LIEUTENANT GOVERNOR	VOTES PERCENT		VOTES PERCENT	
Vote for 1				
01 = Pat Quinn (DEM)	78,657	40.89	04 = Lex Green (LIB)	1,920 1.00
02 = Rich Whitney (GRN)	5,412	2.81	05 = Scott Lee Cohen (IND)	9,413 4.89
03 = Bill Brady (REP)	96,763	50.30	06 = WRITE-IN	208 .11

(CONTINUED FROM PREVIOUS PAGE)	01	02	03	04	05	06
0432 WHEATLAND PCT 034	390	16	543	7	28	1
0433 WHEATLAND PCT 035	207	14	425	8	28	1
0434 WHEATLAND PCT 036	110	8	204	3	13	1
0435 WHEATLAND PCT 037	181	13	315	3	14	0
0436 WHEATLAND PCT 038	187	8	325	1	9	0
0437 WHEATLAND PCT 039	163	15	322	5	14	2
0438 WHEATLAND PCT 040	150	10	247	1	14	0
0439 WILL PCT 001	101	62	462	1	27	0
0440 WILMINGTON PCT 001	57	10	104	2	18	1
0441 WILMINGTON PCT 002	113	15	173	3	35	0
0442 WILMINGTON PCT 003	226	15	357	7	50	0
0443 WILMINGTON PCT 004	100	9	164	2	21	0
0444 WILMINGTON PCT 005	159	12	250	5	31	0
0445 WILTON PCT 001	103	17	257	6	25	0

	VOTES	PERCENT		VOTES	PERCENT
ATTORNEY GENERAL					
Vote for 1					
01 = Lisa Madigan (DEM)	117,186	61.28	03 = Steve Kim (REP)	67,324	35.21
02 = David F. Black (GRN)	3,691	1.93	04 = Bill Malan (LIB)	3,022	1.58

	01	02	03	04
0001 CHANNAHON PCT 001	182	12	125	7
0002 CHANNAHON PCT 002	172	7	111	8
0003 CHANNAHON PCT 003	229	15	159	3
0004 CHANNAHON PCT 004	327	16	205	11
0005 CHANNAHON PCT 005	179	8	159	7
0006 CHANNAHON PCT 006	213	14	178	6
0007 CHANNAHON PCT 007	211	9	175	7
0008 CHANNAHON PCT 008	330	16	237	3
0009 CHANNAHON PCT 009	180	6	124	1
0010 CRETE PCT 001	251	7	156	7
0011 CRETE PCT 002	328	9	148	6
0012 CRETE PCT 003	228	10	94	11
0013 CRETE PCT 004	195	8	82	8
0014 CRETE PCT 005	90	8	46	2
0015 CRETE PCT 006	297	12	102	2
0016 CRETE PCT 007	397	10	201	9
0017 CRETE PCT 008	273	13	254	9
0018 CRETE PCT 009	194	9	154	8
0019 CRETE PCT 010	364	13	179	8
0020 CRETE PCT 011	251	7	264	10
0021 CRETE PCT 012	315	9	60	2
0022 CRETE PCT 013	374	7	268	8
0023 CRETE PCT 014	503	12	127	9
0024 CRETE PCT 015	342	9	89	5
0025 CRETE PCT 016	299	11	217	13
0026 CRETE PCT 017	327	7	75	2
0027 CUSTER PCT 001	313	23	234	9
0028 DU PAGE PCT 001	238	7	129	3
0029 DU PAGE PCT 002	112	8	68	3
0030 DU PAGE PCT 003	140	6	63	2
0031 DU PAGE PCT 004	174	10	69	7
0032 DU PAGE PCT 005	188	11	86	8
0033 DU PAGE PCT 006	217	6	91	4
0034 DU PAGE PCT 007	241	7	96	6
0035 DU PAGE PCT 008	306	8	123	8
0036 DU PAGE PCT 009	195	4	45	2
0037 DU PAGE PCT 010	287	13	100	3
0038 DU PAGE PCT 011	339	11	114	7
0039 DU PAGE PCT 012	309	15	112	3
0040 DU PAGE PCT 013	347	8	136	2
0041 DU PAGE PCT 014	283	8	153	6
0042 DU PAGE PCT 015	245	10	57	9
0043 DU PAGE PCT 016	245	8	122	7
0044 DU PAGE PCT 017	235	7	112	3
0045 DU PAGE PCT 018	346	14	143	7
0046 DU PAGE PCT 019	254	8	90	9
0047 DU PAGE PCT 020	319	13	152	3
0048 DU PAGE PCT 021	191	15	139	8
0049 DU PAGE PCT 022	133	8	89	4
0050 DU PAGE PCT 023	321	7	105	4
0051 DU PAGE PCT 024	306	9	101	5
0052 DU PAGE PCT 025	187	11	79	11
0053 DU PAGE PCT 026	245	8	71	7
0054 DU PAGE PCT 027	301	9	109	3
0055 DU PAGE PCT 028	304	8	109	4

**For City of Aurora details
 refer to that section of this book.**

ABSTRACT OF VOTES

WILL COUNTY, ILLINOIS
 GENERAL ELECTION
 NOVEMBER 2, 2010

OFFICIAL RESULTS

	VOTES	PERCENT		VOTES	PERCENT
ATTORNEY GENERAL					
Vote for 1					
01 = Lisa Madigan (DEM)	117,186	61.28	03 = Steve Kim (REP)	67,324	35.21
02 = David F. Black (GRN)	3,691	1.93	04 = Bill Malan (LIB)	3,022	1.58

(CONTINUED FROM PREVIOUS PAGE)

	01	02	03	04
0056 DU PAGE PCT 029	255	7	77	3
0057 DU PAGE PCT 030	319	2	222	9
0058 DU PAGE PCT 031	356	5	273	12
0059 DU PAGE PCT 032	260	9	203	6
0060 DU PAGE PCT 033	155	9	159	7
0061 DU PAGE PCT 034	351	10	278	6
0062 DU PAGE PCT 035	328	14	140	10
0063 DU PAGE PCT 036	295	5	156	7
0064 DU PAGE PCT 037	328	6	136	11
0065 DU PAGE PCT 038	241	6	62	7
0066 DU PAGE PCT 039	274	5	49	4
0067 DU PAGE PCT 040	371	12	152	9
0068 DU PAGE PCT 041	229	6	113	5
0069 DU PAGE PCT 042	241	5	126	5
0070 DU PAGE PCT 043	264	4	57	3
0071 DU PAGE PCT 044	470	7	274	10
0072 DU PAGE PCT 045	379	6	137	4
0073 DU PAGE PCT 046	202	8	67	2
0074 DU PAGE PCT 047	462	13	139	2
0075 DU PAGE PCT 048	394	9	127	12
0076 DU PAGE PCT 049	280	5	125	9
0077 DU PAGE PCT 050	161	6	15	0
0078 DU PAGE PCT 051	359	9	119	4
0079 DU PAGE PCT 052	201	4	176	4
0080 DU PAGE PCT 053	368	11	153	7
0081 DU PAGE PCT 054	269	5	65	2
0082 DU PAGE PCT 055	291	6	137	2
0083 FLORENCE PCT 001	192	10	127	5
0084 FRANKFORT PCT 001	215	6	177	5
0085 FRANKFORT PCT 002	390	13	282	15
0086 FRANKFORT PCT 003	304	7	240	13
0087 FRANKFORT PCT 004	181	6	104	6
0088 FRANKFORT PCT 005	210	9	177	13
0089 FRANKFORT PCT 006	279	8	214	9
0090 FRANKFORT PCT 007	214	5	137	4
0091 FRANKFORT PCT 008	213	15	212	7
0092 FRANKFORT PCT 009	203	8	123	5
0093 FRANKFORT PCT 010	361	14	193	11
0094 FRANKFORT PCT 011	212	14	132	7
0095 FRANKFORT PCT 012	388	9	354	14
0096 FRANKFORT PCT 013	285	9	212	9
0097 FRANKFORT PCT 014	270	5	192	8
0098 FRANKFORT PCT 015	273	7	135	13
0099 FRANKFORT PCT 016	203	5	175	4
0100 FRANKFORT PCT 017	248	7	134	9
0101 FRANKFORT PCT 018	173	7	205	3
0102 FRANKFORT PCT 019	291	6	174	3
0103 FRANKFORT PCT 020	150	7	70	4
0104 FRANKFORT PCT 021	285	8	140	6
0105 FRANKFORT PCT 022	290	4	226	14
0106 FRANKFORT PCT 023	220	10	157	4
0107 FRANKFORT PCT 024	252	10	147	7
0108 FRANKFORT PCT 025	322	2	293	12
0109 FRANKFORT PCT 026	304	15	280	11
0110 FRANKFORT PCT 027	395	11	237	11

ABSTRACT OF VOTES

WILL COUNTY, ILLINOIS
 GENERAL ELECTION
 NOVEMBER 2, 2010

OFFICIAL RESULTS

	VOTES	PERCENT		VOTES	PERCENT
ATTORNEY GENERAL					
Vote for 1					
01 = Lisa Madigan (DEM)	117,186	61.28	03 = Steve Kim (REP)	67,324	35.21
02 = David F. Black (GRN)	3,691	1.93	04 = Bill Malan (LIB)	3,022	1.58

(CONTINUED FROM PREVIOUS PAGE)

	01	02	03	04
0111 FRANKFORT PCT 028	264	9	323	6
0112 FRANKFORT PCT 029	404	10	255	14
0113 FRANKFORT PCT 030	227	9	158	3
0114 FRANKFORT PCT 031	314	4	178	4
0115 FRANKFORT PCT 032	333	11	250	7
0116 FRANKFORT PCT 033	253	1	136	5
0117 FRANKFORT PCT 034	201	4	227	6
0118 FRANKFORT PCT 035	325	9	226	4
0119 FRANKFORT PCT 036	245	1	96	5
0120 FRANKFORT PCT 037	425	4	227	8
0121 FRANKFORT PCT 038	268	5	173	3
0122 FRANKFORT PCT 039	266	7	262	8
0123 FRANKFORT PCT 040	244	2	146	9
0124 FRANKFORT PCT 041	381	4	205	8
0125 FRANKFORT PCT 042	325	6	339	15
0126 GREEN GARDEN PCT 001	221	9	254	5
0127 GREEN GARDEN PCT 002	251	14	232	5
0128 GREEN GARDEN PCT 003	217	12	230	12
0129 HOMER PCT 001	218	4	140	7
0130 HOMER PCT 002	127	3	142	4
0131 HOMER PCT 003	239	8	186	5
0132 HOMER PCT 004	167	8	136	7
0133 HOMER PCT 005	220	4	186	4
0134 HOMER PCT 006	267	9	205	5
0135 HOMER PCT 007	242	7	254	7
0136 HOMER PCT 008	256	8	186	11
0137 HOMER PCT 009	232	6	186	4
0138 HOMER PCT 010	373	16	344	17
0139 HOMER PCT 011	354	9	246	8
0140 HOMER PCT 012	302	3	248	6
0141 HOMER PCT 013	269	8	251	8
0142 HOMER PCT 014	164	3	135	4
0143 HOMER PCT 015	284	5	185	4
0144 HOMER PCT 016	194	7	92	2
0145 HOMER PCT 017	234	2	170	8
0146 HOMER PCT 018	292	6	211	7
0147 HOMER PCT 019	212	6	237	10
0148 HOMER PCT 020	184	8	221	10
0149 HOMER PCT 021	257	11	309	6
0150 HOMER PCT 022	312	6	198	6
0151 HOMER PCT 023	227	6	158	3
0152 HOMER PCT 024	208	6	163	3
0153 HOMER PCT 025	175	8	132	4
0154 HOMER PCT 026	251	3	151	5
0155 HOMER PCT 027	289	11	191	15
0156 HOMER PCT 028	219	8	119	8
0157 JACKSON PCT 001	189	12	93	5
0158 JACKSON PCT 002	282	2	133	6
0159 JACKSON PCT 003	385	10	238	15
0160 JACKSON PCT 004	138	7	78	10
0161 JOLIET PCT 001	268	9	120	10
0162 JOLIET PCT 002	183	12	71	5
0163 JOLIET PCT 003	156	11	80	6
0164 JOLIET PCT 004	142	7	56	3
0165 JOLIET PCT 005	221	12	79	9

ABSTRACT OF VOTES

WILL COUNTY, ILLINOIS
 GENERAL ELECTION
 NOVEMBER 2, 2010

OFFICIAL RESULTS

	VOTES	PERCENT		VOTES	PERCENT
ATTORNEY GENERAL					
Vote for 1					
01 = Lisa Madigan (DEM)	117,186	61.28	03 = Steve Kim (REP)	67,324	35.21
02 = David F. Black (GRN)	3,691	1.93	04 = Bill Moran (LIB)	3,022	1.58

(CONTINUED FROM PREVIOUS PAGE)

	01	02	03	04
0166 JOLIET PCT 006	217	1	80	8
0167 JOLIET PCT 007	176	10	97	7
0168 JOLIET PCT 008	202	7	54	4
0169 JOLIET PCT 009	191	14	83	4
0170 JOLIET PCT 010	156	6	66	7
0171 JOLIET PCT 011	193	7	45	4
0172 JOLIET PCT 012	345	6	178	8
0173 JOLIET PCT 013	259	14	136	7
0174 JOLIET PCT 014	262	7	120	7
0175 JOLIET PCT 015	215	10	74	5
0176 JOLIET PCT 016	225	5	41	7
0177 JOLIET PCT 017	249	10	94	7
0178 JOLIET PCT 018	138	10	24	0
0179 JOLIET PCT 019	157	5	75	3
0180 JOLIET PCT 020	173	13	93	6
0181 JOLIET PCT 021	302	5	10	0
0182 JOLIET PCT 022	252	7	130	9
0183 JOLIET PCT 023	238	11	101	5
0184 JOLIET PCT 024	294	5	10	4
0185 JOLIET PCT 025	237	6	42	4
0186 JOLIET PCT 026	300	7	124	14
0187 JOLIET PCT 027	229	12	75	5
0188 JOLIET PCT 028	234	7	59	8
0189 JOLIET PCT 029	267	3	122	6
0190 JOLIET PCT 030	168	8	47	6
0191 JOLIET PCT 031	214	6	114	6
0192 JOLIET PCT 032	162	15	83	4
0193 JOLIET PCT 033	162	9	101	5
0194 JOLIET PCT 034	156	3	60	3
0195 JOLIET PCT 035	186	9	50	2
0196 JOLIET PCT 036	121	5	36	1
0197 JOLIET PCT 037	267	4	27	5
0198 JOLIET PCT 038	248	3	4	0
0199 JOLIET PCT 039	390	4	34	3
0200 JOLIET PCT 040	268	4	91	3
0201 JOLIET PCT 041	270	6	38	6
0202 JOLIET PCT 042	307	11	64	2
0203 JOLIET PCT 043	314	7	9	2
0204 JOLIET PCT 044	298	1	81	4
0205 JOLIET PCT 045	165	2	18	0
0206 JOLIET PCT 046	128	1	0	0
0207 JOLIET PCT 047	264	9	65	6
0208 JOLIET PCT 048	203	4	6	1
0209 JOLIET PCT 049	254	9	101	11
0210 JOLIET PCT 050	323	5	9	3
0211 JOLIET PCT 051	202	8	53	10
0212 JOLIET PCT 052	184	5	23	2
0213 JOLIET PCT 053	164	4	36	0
0214 JOLIET PCT 054	187	5	79	11
0215 JOLIET PCT 055	166	8	68	13
0216 JOLIET PCT 056	426	8	71	1
0217 JOLIET PCT 057	181	5	22	6
0218 JOLIET PCT 058	128	2	13	2
0219 JOLIET PCT 059	280	3	120	4
0220 JOLIET PCT 060	198	4	25	2

ABSTRACT OF VOTES

WILL COUNTY, ILLINOIS
 GENERAL ELECTION
 NOVEMBER 2, 2010

OFFICIAL RESULTS

	VOTES	PERCENT		VOTES	PERCENT
ATTORNEY GENERAL					
Vote for 1					
01 = Lisa Madigan (DEM)	117,186	61.28	03 = Steve Kim (REP)	67,324	35.21
02 = David F. Black (GRN)	3,691	1.93	04 = Bill Moran (LIB)	3,022	1.58

(CONTINUED FROM PREVIOUS PAGE)	01	02	03	04
0221 JOLIET PCT 061	184	3	12	4
0222 JOLIET PCT 062	181	1	6	2
0223 JOLIET PCT 063	105	7	64	1
0224 JOLIET PCT 064	236	8	20	6
0225 LOCKPORT PCT 001	215	4	112	12
0226 LOCKPORT PCT 002	211	6	85	4
0227 LOCKPORT PCT 003	256	10	151	10
0228 LOCKPORT PCT 004	193	5	120	5
0229 LOCKPORT PCT 005	109	7	47	5
0230 LOCKPORT PCT 006	258	5	28	2
0231 LOCKPORT PCT 007	276	2	6	0
0232 LOCKPORT PCT 008	269	9	103	14
0233 LOCKPORT PCT 009	519	12	249	12
0234 LOCKPORT PCT 010	249	6	113	11
0235 LOCKPORT PCT 011	188	9	74	6
0236 LOCKPORT PCT 012	304	13	171	7
0237 LOCKPORT PCT 013	293	12	118	9
0238 LOCKPORT PCT 014	204	9	166	10
0239 LOCKPORT PCT 015	317	19	153	15
0240 LOCKPORT PCT 016	192	4	109	8
0241 LOCKPORT PCT 017	179	7	103	5
0242 LOCKPORT PCT 018	191	8	104	4
0243 LOCKPORT PCT 019	369	10	135	7
0244 LOCKPORT PCT 020	380	13	174	15
0245 LOCKPORT PCT 021	182	8	122	4
0246 LOCKPORT PCT 022	262	7	144	7
0247 LOCKPORT PCT 023	266	9	106	7
0248 LOCKPORT PCT 024	163	7	96	3
0249 LOCKPORT PCT 025	296	15	179	8
0250 LOCKPORT PCT 026	178	7	70	5
0251 LOCKPORT PCT 027	337	5	226	5
0252 LOCKPORT PCT 028	287	5	168	4
0253 LOCKPORT PCT 029	262	9	98	9
0254 LOCKPORT PCT 030	479	14	295	8
0255 LOCKPORT PCT 031	414	6	69	6
0256 LOCKPORT PCT 032	249	8	83	3
0257 LOCKPORT PCT 033	359	9	128	8
0258 LOCKPORT PCT 034	224	9	126	6
0259 LOCKPORT PCT 035	546	5	262	6
0260 LOCKPORT PCT 036	957	13	463	25
0261 LOCKPORT PCT 037	281	8	81	7
0262 MANHATTAN PCT 001	278	8	184	9
0263 MANHATTAN PCT 002	463	19	324	21
0264 MANHATTAN PCT 003	253	13	142	5
0265 MANHATTAN PCT 004	274	15	256	9
0266 MANHATTAN PCT 005	508	23	315	13
0267 MONEE PCT 001	241	20	161	5
0268 MONEE PCT 002	269	9	48	3
0269 MONEE PCT 003	177	13	112	8
0270 MONEE PCT 004	311	5	62	1
0271 MONEE PCT 005	458	4	29	2
0272 MONEE PCT 006	276	5	12	0
0273 MONEE PCT 007	311	1	7	3
0274 MONEE PCT 008	403	4	2	1
0275 MONEE PCT 009	403	26	227	22

ABSTRACT OF VOTES

WILL COUNTY, ILLINOIS
 GENERAL ELECTION
 NOVEMBER 2, 2010

OFFICIAL RESULTS

	VOTES	PERCENT		VOTES	PERCENT
ATTORNEY GENERAL					
Vote for 1					
01 = Lisa Madigan (DEM)	117,186	61.28	03 = Steve Kim (REP)	67,324	35.21
02 = David F. Black (GRN)	3,691	1.93	04 = Bill Malan (LIB)	3,022	1.58

(CONTINUED FROM PREVIOUS PAGE)

	01	02	03	04
0276 MONEE PCT 010	284	8	136	7
0277 MONEE PCT 011	407	1	6	2
0278 MONEE PCT 012	229	6	109	9
0279 NEW LENOX PCT 001	144	5	100	10
0280 NEW LENOX PCT 002	247	12	161	5
0281 NEW LENOX PCT 003	304	10	231	16
0282 NEW LENOX PCT 004	310	14	266	13
0283 NEW LENOX PCT 005	435	11	272	19
0284 NEW LENOX PCT 006	187	9	177	7
0285 NEW LENOX PCT 007	304	10	236	15
0286 NEW LENOX PCT 008	259	3	170	12
0287 NEW LENOX PCT 009	241	10	151	4
0288 NEW LENOX PCT 010	233	10	186	4
0289 NEW LENOX PCT 011	280	13	211	8
0290 NEW LENOX PCT 012	377	10	472	9
0291 NEW LENOX PCT 013	357	10	206	9
0292 NEW LENOX PCT 014	211	5	159	9
0293 NEW LENOX PCT 015	152	8	121	4
0294 NEW LENOX PCT 016	187	7	145	7
0295 NEW LENOX PCT 017	182	6	121	9
0296 NEW LENOX PCT 018	211	11	178	4
0297 NEW LENOX PCT 019	224	4	162	6
0298 NEW LENOX PCT 020	354	13	255	15
0299 NEW LENOX PCT 021	171	11	146	6
0300 NEW LENOX PCT 022	354	8	253	7
0301 NEW LENOX PCT 023	202	7	152	1
0302 NEW LENOX PCT 024	480	9	342	16
0303 NEW LENOX PCT 025	251	13	180	9
0304 NEW LENOX PCT 026	238	11	154	9
0305 NEW LENOX PCT 027	220	2	153	8
0306 NEW LENOX PCT 028	204	5	207	6
0307 NEW LENOX PCT 029	190	7	128	5
0308 NEW LENOX PCT 030	183	5	167	1
0309 PEOTONE PCT 001	304	18	251	10
0310 PEOTONE PCT 002	329	15	284	15
0311 PEOTONE PCT 003	211	14	191	12
0312 PLAINFIELD PCT 001	299	9	231	11
0313 PLAINFIELD PCT 002	127	2	105	4
0314 PLAINFIELD PCT 003	172	8	127	4
0315 PLAINFIELD PCT 004	322	6	152	9
0316 PLAINFIELD PCT 005	236	11	131	5
0317 PLAINFIELD PCT 006	311	9	176	10
0318 PLAINFIELD PCT 007	261	7	128	5
0319 PLAINFIELD PCT 008	401	15	309	12
0320 PLAINFIELD PCT 009	306	8	184	8
0321 PLAINFIELD PCT 010	194	6	119	5
0322 PLAINFIELD PCT 011	147	12	133	6
0323 PLAINFIELD PCT 012	250	3	128	20
0324 PLAINFIELD PCT 013	179	3	113	3
0325 PLAINFIELD PCT 014	331	9	208	11
0326 PLAINFIELD PCT 015	227	2	143	9
0327 PLAINFIELD PCT 016	222	7	177	10
0328 PLAINFIELD PCT 017	175	7	64	7
0329 PLAINFIELD PCT 018	187	7	86	7
0330 PLAINFIELD PCT 019	265	7	137	7

ABSTRACT OF VOTES

WILL COUNTY, ILLINOIS
 GENERAL ELECTION
 NOVEMBER 2, 2010

OFFICIAL RESULTS

	VOTES	PERCENT		VOTES	PERCENT
ATTORNEY GENERAL					
Vote for 1					
01 = Lisa Madigan (DEM)	117,186	61.28	03 = Steve Kim (REP)	67,324	35.21
02 = David F. Black (GRN)	3,691	1.93	04 = Bill Malan (LIB)	3,022	1.58

(CONTINUED FROM PREVIOUS PAGE)

	01	02	03	04
0331 PLAINFIELD PCT 020	194	8	95	10
0332 PLAINFIELD PCT 021	144	6	69	3
0333 PLAINFIELD PCT 022	284	5	202	5
0334 PLAINFIELD PCT 023	192	7	91	7
0335 PLAINFIELD PCT 024	177	4	144	5
0336 PLAINFIELD PCT 025	234	7	151	10
0337 PLAINFIELD PCT 026	310	13	153	8
0338 PLAINFIELD PCT 027	230	17	122	9
0339 PLAINFIELD PCT 028	289	7	123	10
0340 PLAINFIELD PCT 029	163	2	38	3
0341 PLAINFIELD PCT 030	160	3	48	2
0342 PLAINFIELD PCT 031	210	5	146	6
0343 PLAINFIELD PCT 032	312	12	196	9
0344 PLAINFIELD PCT 033	273	4	145	1
0345 PLAINFIELD PCT 034	181	4	89	8
0346 PLAINFIELD PCT 035	522	14	385	16
0347 PLAINFIELD PCT 036	327	3	105	8
0348 PLAINFIELD PCT 037	318	6	128	8
0349 PLAINFIELD PCT 038	273	5	211	6
0350 PLAINFIELD PCT 039	246	4	189	9
0351 PLAINFIELD PCT 040	231	9	204	4
0352 PLAINFIELD PCT 041	266	9	137	8
0353 PLAINFIELD PCT 042	184	2	74	3
0354 PLAINFIELD PCT 043	220	10	95	9
0355 PLAINFIELD PCT 044	238	6	91	10
0356 PLAINFIELD PCT 045	469	10	199	8
0357 PLAINFIELD PCT 046	268	14	120	3
0358 REED PCT 001	313	14	227	11
0359 REED PCT 002	198	9	111	5
0360 REED PCT 003	118	9	70	4
0361 REED PCT 004	186	14	105	9
0362 REED PCT 005	258	16	181	6
0363 TROY PCT 001	256	13	268	7
0364 TROY PCT 002	420	14	217	10
0365 TROY PCT 003	307	10	134	6
0366 TROY PCT 004	191	6	126	4
0367 TROY PCT 005	156	7	92	7
0368 TROY PCT 006	186	8	94	5
0369 TROY PCT 007	293	5	126	4
0370 TROY PCT 008	425	10	261	9
0371 TROY PCT 009	206	15	138	6
0372 TROY PCT 010	438	12	267	9
0373 TROY PCT 011	725	10	425	11
0374 TROY PCT 012	235	7	121	4
0375 TROY PCT 013	260	12	122	4
0376 TROY PCT 014	202	6	97	7
0377 TROY PCT 015	221	4	132	3
0378 TROY PCT 016	320	6	292	5
0379 TROY PCT 017	378	12	183	7
0380 TROY PCT 018	331	9	226	5
0381 TROY PCT 019	301	17	225	6
0382 TROY PCT 020	398	10	203	6
0383 TROY PCT 021	284	15	155	9
0384 TROY PCT 022	274	9	212	7
0385 TROY PCT 023	234	7	77	0

ABSTRACT OF VOTES

WILL COUNTY, ILLINOIS
 GENERAL ELECTION
 NOVEMBER 2, 2010

OFFICIAL RESULTS

	VOTES	PERCENT		VOTES	PERCENT
ATTORNEY GENERAL					
Vote for 1					
01 = Lisa Madigan (DEM)	117,186	61.28	03 = Steve Kim (REP)	67,324	35.21
02 = David F. Black (GRN)	3,691	1.93	04 = Bill Moran (LIB)	3,022	1.58

(CONTINUED FROM PREVIOUS PAGE)

	01	02	03	04
0386 TROY PCT 024	265	7	161	9
0387 TROY PCT 025	221	6	153	7
0388 TROY PCT 026	356	5	154	11
0389 TROY PCT 027	233	7	164	10
0390 TROY PCT 028	528	15	357	11
0391 TROY PCT 029	277	8	73	5
0392 TROY PCT 030	211	5	151	5
0393 WASHINGTON PCT 001	290	13	197	15
0394 WASHINGTON PCT 002	134	12	137	9
0395 WASHINGTON PCT 003	280	11	237	7
0396 WASHINGTON PCT 004	344	17	295	9
0397 WESLEY PCT 001	214	14	185	12
0398 WESLEY PCT 002	181	13	106	3
0399 WHEATLAND PCT 001	240	5	268	6
0400 WHEATLAND PCT 002	226	9	168	8
0401 WHEATLAND PCT 003	206	11	176	5
0402 WHEATLAND PCT 004	348	13	236	10
0403 WHEATLAND PCT 005	301	4	216	4
0404 WHEATLAND PCT 006	297	10	206	6
0405 WHEATLAND PCT 007	277	9	230	12
0406 WHEATLAND PCT 008	244	9	215	3
0407 WHEATLAND PCT 009	266	3	228	11
0408 WHEATLAND PCT 010	376	8	341	8
0409 WHEATLAND PCT 011	272	5	237	7
0410 WHEATLAND PCT 012	273	4	197	4
0411 WHEATLAND PCT 013	285	7	230	5
0412 WHEATLAND PCT 014	210	6	161	10
0413 WHEATLAND PCT 015	202	3	125	3
0414 WHEATLAND PCT 016	269	4	207	4
0415 WHEATLAND PCT 017	179	3	190	7
0416 WHEATLAND PCT 018	473	7	408	21
0417 WHEATLAND PCT 019	397	6	208	6
0418 WHEATLAND PCT 020	201	6	166	4
0419 WHEATLAND PCT 021	246	2	302	10
0420 WHEATLAND PCT 022	161	4	91	2
0421 WHEATLAND PCT 023	265	6	202	6
0422 WHEATLAND PCT 024	173	8	130	8
0423 WHEATLAND PCT 025	318	19	219	12
0424 WHEATLAND PCT 026	157	3	226	2
0425 WHEATLAND PCT 027	295	7	126	5
0426 WHEATLAND PCT 028	319	7	204	5
0427 WHEATLAND PCT 029	244	4	129	9
0428 WHEATLAND PCT 030	137	1	190	2
0429 WHEATLAND PCT 031	209	6	237	2
0430 WHEATLAND PCT 032	201	2	183	4
0431 WHEATLAND PCT 033	157	2	174	1
0432 WHEATLAND PCT 034	579	14	385	7
0433 WHEATLAND PCT 035	354	11	303	9
0434 WHEATLAND PCT 036	181	3	146	5
0435 WHEATLAND PCT 037	269	5	245	4
0436 WHEATLAND PCT 038	299	4	218	6
0437 WHEATLAND PCT 039	262	6	241	7
0438 WHEATLAND PCT 040	232	7	174	5
0439 WILL PCT 001	261	42	335	11
0440 WILMINGTON PCT 001	110	8	66	4

ABSTRACT OF VOTES

WILL COUNTY, ILLINOIS
 GENERAL ELECTION
 NOVEMBER 2, 2010

OFFICIAL RESULTS

	VOTES		PERCENT		VOTES		PERCENT	
ATTORNEY GENERAL								
Vote for 1								
01 = Lisa Madigan (DEM)	117,186	61.28	03 = Steve Kim (REP)	67,324	35.21			
02 = David F. Black (GRN)	3,691	1.93	04 = Bill Malan (LIB)	3,022	1.58			

(CONTINUED FROM PREVIOUS PAGE)	01	02	03	04				

0441 WILMINGTON PCT 002	195	14	118	11				
0442 WILMINGTON PCT 003	368	26	241	16				
0443 WILMINGTON PCT 004	155	17	118	9				
0444 WILMINGTON PCT 005	235	16	195	10				
0445 WILTON PCT 001	197	11	196	1				

	VOTES	PERCENT		VOTES	PERCENT
SECRETARY OF STATE					
Vote for 1					
01 = Jesse White (DEM)	129,533	67.90	03 = Robert Enriquez (REP)	54,594	28.62
02 = No Candidate Filed (GRN)	0		04 = Josh Hanson (LIB)	6,635	3.48

	01	02	03	04
0001 CHANNAHON PCT 001	213	0	94	21
0002 CHANNAHON PCT 002	193	0	93	17
0003 CHANNAHON PCT 003	273	0	121	14
0004 CHANNAHON PCT 004	377	0	163	19
0005 CHANNAHON PCT 005	226	0	111	20
0006 CHANNAHON PCT 006	252	0	134	27
0007 CHANNAHON PCT 007	252	0	140	13
0008 CHANNAHON PCT 008	372	0	196	21
0009 CHANNAHON PCT 009	205	0	93	13
0010 CRETE PCT 001	277	0	130	12
0011 CRETE PCT 002	345	0	125	21
0012 CRETE PCT 003	233	0	90	18
0013 CRETE PCT 004	190	0	85	19
0014 CRETE PCT 005	92	0	43	10
0015 CRETE PCT 006	310	0	84	17
0016 CRETE PCT 007	437	0	164	17
0017 CRETE PCT 008	299	0	229	17
0018 CRETE PCT 009	220	0	126	17
0019 CRETE PCT 010	390	0	146	23
0020 CRETE PCT 011	284	0	234	10
0021 CRETE PCT 012	326	0	53	4
0022 CRETE PCT 013	414	0	225	19
0023 CRETE PCT 014	546	0	94	9
0024 CRETE PCT 015	375	0	63	5
0025 CRETE PCT 016	327	0	181	29
0026 CRETE PCT 017	329	0	70	9
0027 CUSTER PCT 001	356	0	192	29
0028 DU PAGE PCT 001	258	0	110	11
0029 DU PAGE PCT 002	122	0	57	16
0030 DU PAGE PCT 003	157	0	49	6
0031 DU PAGE PCT 004	183	0	62	15
0032 DU PAGE PCT 005	209	0	71	15
0033 DU PAGE PCT 006	231	0	77	12
0034 DU PAGE PCT 007	251	0	77	23
0035 DU PAGE PCT 008	313	0	104	25
0036 DU PAGE PCT 009	205	0	39	5
0037 DU PAGE PCT 010	311	0	71	16
0038 DU PAGE PCT 011	364	0	98	8
0039 DU PAGE PCT 012	346	0	88	6
0040 DU PAGE PCT 013	373	0	107	8
0041 DU PAGE PCT 014	328	0	119	8
0042 DU PAGE PCT 015	256	0	47	17
0043 DU PAGE PCT 016	278	0	90	14
0044 DU PAGE PCT 017	255	0	92	9
0045 DU PAGE PCT 018	382	0	115	13
0046 DU PAGE PCT 019	279	0	75	9
0047 DU PAGE PCT 020	365	0	108	13
0048 DU PAGE PCT 021	227	0	108	15
0049 DU PAGE PCT 022	153	0	66	13
0050 DU PAGE PCT 023	342	0	85	10
0051 DU PAGE PCT 024	336	0	77	12
0052 DU PAGE PCT 025	208	0	64	15
0053 DU PAGE PCT 026	257	0	62	12
0054 DU PAGE PCT 027	323	0	87	9
0055 DU PAGE PCT 028	334	0	81	11

**For City of Aurora details
 refer to that section of this book.**

ABSTRACT OF VOTES

WILL COUNTY, ILLINOIS
 GENERAL ELECTION
 NOVEMBER 2, 2010

OFFICIAL RESULTS

	VOTES PERCENT				VOTES	PERCENT
SECRETARY OF STATE						
Vote for 1						
01 = Jesse White (DEM)	129,533 67.90				54,594	28.62
02 = No Candidate Filed (GRN)	0				6,635	3.48
03 = Robert Enriquez (REP)						
04 = Josh Hanson (LIB)						
(CONTINUED FROM PREVIOUS PAGE)	01	02	03	04		
0056 DU PAGE PCT 029	276	0	63	3		
0057 DU PAGE PCT 030	376	0	166	12		
0058 DU PAGE PCT 031	391	0	237	18		
0059 DU PAGE PCT 032	298	0	170	11		
0060 DU PAGE PCT 033	181	0	133	13		
0061 DU PAGE PCT 034	418	0	215	11		
0062 DU PAGE PCT 035	369	0	111	12		
0063 DU PAGE PCT 036	317	0	131	19		
0064 DU PAGE PCT 037	354	0	111	13		
0065 DU PAGE PCT 038	252	0	48	13		
0066 DU PAGE PCT 039	279	0	45	8		
0067 DU PAGE PCT 040	406	0	123	16		
0068 DU PAGE PCT 041	240	0	100	9		
0069 DU PAGE PCT 042	258	0	104	13		
0070 DU PAGE PCT 043	270	0	51	6		
0071 DU PAGE PCT 044	515	0	225	16		
0072 DU PAGE PCT 045	399	0	112	16		
0073 DU PAGE PCT 046	212	0	57	8		
0074 DU PAGE PCT 047	503	0	101	13		
0075 DU PAGE PCT 048	421	0	103	20		
0076 DU PAGE PCT 049	305	0	100	15		
0077 DU PAGE PCT 050	163	0	13	4		
0078 DU PAGE PCT 051	382	0	97	14		
0079 DU PAGE PCT 052	229	0	143	12		
0080 DU PAGE PCT 053	406	0	123	13		
0081 DU PAGE PCT 054	275	0	57	9		
0082 DU PAGE PCT 055	311	0	108	14		
0083 FLORENCE PCT 001	216	0	98	16		
0084 FRANKFORT PCT 001	241	0	146	14		
0085 FRANKFORT PCT 002	437	0	233	27		
0086 FRANKFORT PCT 003	337	0	202	19		
0087 FRANKFORT PCT 004	208	0	74	11		
0088 FRANKFORT PCT 005	239	0	143	25		
0089 FRANKFORT PCT 006	309	0	180	22		
0090 FRANKFORT PCT 007	241	0	111	5		
0091 FRANKFORT PCT 008	262	0	162	21		
0092 FRANKFORT PCT 009	228	0	102	11		
0093 FRANKFORT PCT 010	380	0	170	29		
0094 FRANKFORT PCT 011	228	0	107	25		
0095 FRANKFORT PCT 012	449	0	293	22		
0096 FRANKFORT PCT 013	330	0	161	20		
0097 FRANKFORT PCT 014	304	0	145	21		
0098 FRANKFORT PCT 015	280	0	121	30		
0099 FRANKFORT PCT 016	239	0	128	14		
0100 FRANKFORT PCT 017	258	0	119	20		
0101 FRANKFORT PCT 018	210	0	171	7		
0102 FRANKFORT PCT 019	311	0	150	12		
0103 FRANKFORT PCT 020	151	0	68	9		
0104 FRANKFORT PCT 021	299	0	120	17		
0105 FRANKFORT PCT 022	337	0	174	20		
0106 FRANKFORT PCT 023	237	0	134	12		
0107 FRANKFORT PCT 024	272	0	118	20		
0108 FRANKFORT PCT 025	374	0	238	20		
0109 FRANKFORT PCT 026	326	0	249	19		
0110 FRANKFORT PCT 027	444	0	186	25		

ABSTRACT OF VOTES

WILL COUNTY, ILLINOIS
 GENERAL ELECTION
 NOVEMBER 2, 2010

OFFICIAL RESULTS

	VOTES	PERCENT		VOTES	PERCENT
SECRETARY OF STATE					
Vote for 1					
01 = Jesse White (DEM)	129,533	67.90	03 = Robert Enriquez (REP)	54,594	28.62
02 = No Candidate Filed (GRN)	0		04 = Josh Hanson (LIB)	6,635	3.48

(CONTINUED FROM PREVIOUS PAGE)

	01	02	03	04
0111 FRANKFORT PCT 028	331	0	252	12
0112 FRANKFORT PCT 029	448	0	215	20
0113 FRANKFORT PCT 030	225	0	156	16
0114 FRANKFORT PCT 031	318	0	164	13
0115 FRANKFORT PCT 032	390	0	189	16
0116 FRANKFORT PCT 033	265	0	116	13
0117 FRANKFORT PCT 034	225	0	206	10
0118 FRANKFORT PCT 035	349	0	205	14
0119 FRANKFORT PCT 036	267	0	72	8
0120 FRANKFORT PCT 037	460	0	180	21
0121 FRANKFORT PCT 038	300	0	140	11
0122 FRANKFORT PCT 039	301	0	218	23
0123 FRANKFORT PCT 040	250	0	127	17
0124 FRANKFORT PCT 041	397	0	164	27
0125 FRANKFORT PCT 042	365	0	297	19
0126 GREEN GARDEN PCT 001	269	0	202	17
0127 GREEN GARDEN PCT 002	304	0	178	18
0128 GREEN GARDEN PCT 003	245	0	199	27
0129 HOMER PCT 001	224	0	130	14
0130 HOMER PCT 002	157	0	109	9
0131 HOMER PCT 003	263	0	160	16
0132 HOMER PCT 004	185	0	119	13
0133 HOMER PCT 005	247	0	151	14
0134 HOMER PCT 006	287	0	186	15
0135 HOMER PCT 007	285	0	204	15
0136 HOMER PCT 008	278	0	157	25
0137 HOMER PCT 009	237	0	180	11
0138 HOMER PCT 010	434	0	283	30
0139 HOMER PCT 011	378	0	206	28
0140 HOMER PCT 012	343	0	197	18
0141 HOMER PCT 013	305	0	210	17
0142 HOMER PCT 014	185	0	110	13
0143 HOMER PCT 015	313	0	153	12
0144 HOMER PCT 016	193	0	86	9
0145 HOMER PCT 017	245	0	157	15
0146 HOMER PCT 018	316	0	185	13
0147 HOMER PCT 019	253	0	194	17
0148 HOMER PCT 020	216	0	194	13
0149 HOMER PCT 021	280	0	277	24
0150 HOMER PCT 022	339	0	160	24
0151 HOMER PCT 023	244	0	136	14
0152 HOMER PCT 024	231	0	138	14
0153 HOMER PCT 025	193	0	118	12
0154 HOMER PCT 026	278	0	120	14
0155 HOMER PCT 027	318	0	163	22
0156 HOMER PCT 028	218	0	116	21
0157 JACKSON PCT 001	212	0	74	13
0158 JACKSON PCT 002	296	0	100	21
0159 JACKSON PCT 003	441	0	175	32
0160 JACKSON PCT 004	153	0	55	21
0161 JOLIET PCT 001	309	0	86	14
0162 JOLIET PCT 002	203	0	50	17
0163 JOLIET PCT 003	175	0	65	15
0164 JOLIET PCT 004	144	0	48	13
0165 JOLIET PCT 005	246	0	59	15

ABSTRACT OF VOTES

WILL COUNTY, ILLINOIS
 GENERAL ELECTION
 NOVEMBER 2, 2010

OFFICIAL RESULTS

	VOTES	PERCENT		VOTES	PERCENT
SECRETARY OF STATE					
Vote for 1					
01 = Jesse White (DEM)	129,533	67.90	03 = Robert Enriquez (REP)	54,594	28.62
02 = No Candidate Filed (GRN)	0		04 = Josh Hanson (LIB)	6,635	3.48

(CONTINUED FROM PREVIOUS PAGE)

	01	02	03	04
0166 JOLIET PCT 006	226	0	71	11
0167 JOLIET PCT 007	213	0	74	5
0168 JOLIET PCT 008	209	0	43	13
0169 JOLIET PCT 009	212	0	71	11
0170 JOLIET PCT 010	179	0	46	10
0171 JOLIET PCT 011	192	0	45	13
0172 JOLIET PCT 012	405	0	122	12
0173 JOLIET PCT 013	291	0	106	15
0174 JOLIET PCT 014	290	0	96	12
0175 JOLIET PCT 015	233	0	57	15
0176 JOLIET PCT 016	237	0	34	11
0177 JOLIET PCT 017	280	0	64	16
0178 JOLIET PCT 018	150	0	19	8
0179 JOLIET PCT 019	180	0	57	2
0180 JOLIET PCT 020	196	0	75	13
0181 JOLIET PCT 021	300	0	11	3
0182 JOLIET PCT 022	271	0	107	18
0183 JOLIET PCT 023	270	0	77	11
0184 JOLIET PCT 024	298	0	7	6
0185 JOLIET PCT 025	232	0	46	7
0186 JOLIET PCT 026	328	0	90	25
0187 JOLIET PCT 027	261	0	48	13
0188 JOLIET PCT 028	246	0	49	12
0189 JOLIET PCT 029	294	0	97	6
0190 JOLIET PCT 030	175	0	44	11
0191 JOLIET PCT 031	252	0	82	9
0192 JOLIET PCT 032	183	0	67	14
0193 JOLIET PCT 033	195	0	67	13
0194 JOLIET PCT 034	169	0	50	3
0195 JOLIET PCT 035	198	0	46	7
0196 JOLIET PCT 036	121	0	31	9
0197 JOLIET PCT 037	273	0	25	6
0198 JOLIET PCT 038	248	0	4	2
0199 JOLIET PCT 039	403	0	22	8
0200 JOLIET PCT 040	285	0	69	11
0201 JOLIET PCT 041	279	0	37	8
0202 JOLIET PCT 042	327	0	44	10
0203 JOLIET PCT 043	315	0	11	4
0204 JOLIET PCT 044	308	0	70	6
0205 JOLIET PCT 045	171	0	14	1
0206 JOLIET PCT 046	129	0	0	0
0207 JOLIET PCT 047	283	0	49	10
0208 JOLIET PCT 048	207	0	7	1
0209 JOLIET PCT 049	273	0	81	10
0210 JOLIET PCT 050	322	0	13	3
0211 JOLIET PCT 051	221	0	41	12
0212 JOLIET PCT 052	193	0	16	5
0213 JOLIET PCT 053	168	0	26	5
0214 JOLIET PCT 054	199	0	59	16
0215 JOLIET PCT 055	173	0	58	22
0216 JOLIET PCT 056	443	0	60	7
0217 JOLIET PCT 057	189	0	19	8
0218 JOLIET PCT 058	123	0	21	2
0219 JOLIET PCT 059	310	0	88	7
0220 JOLIET PCT 060	198	0	29	5

ABSTRACT OF VOTES

WILL COUNTY, ILLINOIS
 GENERAL ELECTION
 NOVEMBER 2, 2010

OFFICIAL RESULTS

	VOTES	PERCENT		VOTES	PERCENT
SECRETARY OF STATE					
Vote for 1					
01 = Jesse White (DEM)	129,533	67.90	03 = Robert Enriquez (REP)	54,594	28.62
02 = No Candidate Filed (GRN)	0		04 = Josh Hanson (LIB)	6,635	3.48

(CONTINUED FROM PREVIOUS PAGE)

	01	02	03	04
0221 JOLIET PCT 061	180	0	18	4
0222 JOLIET PCT 062	185	0	6	2
0223 JOLIET PCT 063	114	0	54	8
0224 JOLIET PCT 064	241	0	18	7
0225 LOCKPORT PCT 001	235	0	88	18
0226 LOCKPORT PCT 002	226	0	70	11
0227 LOCKPORT PCT 003	297	0	116	18
0228 LOCKPORT PCT 004	223	0	81	19
0229 LOCKPORT PCT 005	121	0	34	12
0230 LOCKPORT PCT 006	258	0	25	10
0231 LOCKPORT PCT 007	272	0	13	0
0232 LOCKPORT PCT 008	298	0	77	21
0233 LOCKPORT PCT 009	572	0	195	19
0234 LOCKPORT PCT 010	283	0	77	18
0235 LOCKPORT PCT 011	198	0	64	17
0236 LOCKPORT PCT 012	324	0	128	37
0237 LOCKPORT PCT 013	311	0	103	16
0238 LOCKPORT PCT 014	230	0	133	26
0239 LOCKPORT PCT 015	345	0	139	24
0240 LOCKPORT PCT 016	217	0	85	10
0241 LOCKPORT PCT 017	200	0	80	16
0242 LOCKPORT PCT 018	217	0	80	9
0243 LOCKPORT PCT 019	389	0	111	18
0244 LOCKPORT PCT 020	414	0	132	28
0245 LOCKPORT PCT 021	207	0	88	20
0246 LOCKPORT PCT 022	289	0	119	16
0247 LOCKPORT PCT 023	288	0	81	17
0248 LOCKPORT PCT 024	187	0	69	12
0249 LOCKPORT PCT 025	344	0	132	19
0250 LOCKPORT PCT 026	188	0	61	11
0251 LOCKPORT PCT 027	403	0	166	5
0252 LOCKPORT PCT 028	312	0	140	15
0253 LOCKPORT PCT 029	281	0	87	12
0254 LOCKPORT PCT 030	528	0	250	18
0255 LOCKPORT PCT 031	419	0	65	12
0256 LOCKPORT PCT 032	262	0	76	5
0257 LOCKPORT PCT 033	378	0	113	18
0258 LOCKPORT PCT 034	259	0	92	13
0259 LOCKPORT PCT 035	584	0	218	14
0260 LOCKPORT PCT 036	1067	0	354	31
0261 LOCKPORT PCT 037	297	0	66	13
0262 MANHATTAN PCT 001	316	0	140	24
0263 MANHATTAN PCT 002	538	0	249	43
0264 MANHATTAN PCT 003	285	0	109	18
0265 MANHATTAN PCT 004	329	0	199	27
0266 MANHATTAN PCT 005	569	0	248	36
0267 MONEE PCT 001	268	0	136	19
0268 MONEE PCT 002	272	0	49	2
0269 MONEE PCT 003	199	0	96	16
0270 MONEE PCT 004	311	0	58	10
0271 MONEE PCT 005	457	0	25	7
0272 MONEE PCT 006	281	0	12	2
0273 MONEE PCT 007	312	0	8	1
0274 MONEE PCT 008	399	0	6	3
0275 MONEE PCT 009	445	0	191	41

ABSTRACT OF VOTES

WILL COUNTY, ILLINOIS
GENERAL ELECTION
NOVEMBER 2, 2010

OFFICIAL RESULTS

	VOTES	PERCENT		VOTES	PERCENT
SECRETARY OF STATE					
Vote for 1					
01 = Jesse White (DEM)	129,533	67.90	03 = Robert Enriquez (REP)	54,594	28.62
02 = No Candidate Filed (GRN)	0		04 = Josh Hanson (LIB)	6,635	3.48

(CONTINUED FROM PREVIOUS PAGE)

	01	02	03	04
0276 MONEE PCT 010	303	0	121	10
0277 MONEE PCT 011	402	0	4	5
0278 MONEE PCT 012	244	0	85	24
0279 NEW LENOX PCT 001	154	0	86	17
0280 NEW LENOX PCT 002	269	0	136	17
0281 NEW LENOX PCT 003	374	0	159	22
0282 NEW LENOX PCT 004	359	0	212	28
0283 NEW LENOX PCT 005	470	0	222	46
0284 NEW LENOX PCT 006	236	0	127	17
0285 NEW LENOX PCT 007	335	0	204	27
0286 NEW LENOX PCT 008	306	0	116	18
0287 NEW LENOX PCT 009	258	0	130	18
0288 NEW LENOX PCT 010	260	0	156	14
0289 NEW LENOX PCT 011	321	0	173	18
0290 NEW LENOX PCT 012	450	0	391	25
0291 NEW LENOX PCT 013	401	0	158	15
0292 NEW LENOX PCT 014	237	0	121	23
0293 NEW LENOX PCT 015	170	0	101	12
0294 NEW LENOX PCT 016	230	0	104	13
0295 NEW LENOX PCT 017	205	0	99	15
0296 NEW LENOX PCT 018	256	0	139	11
0297 NEW LENOX PCT 019	243	0	139	14
0298 NEW LENOX PCT 020	395	0	222	21
0299 NEW LENOX PCT 021	192	0	122	22
0300 NEW LENOX PCT 022	372	0	234	12
0301 NEW LENOX PCT 023	241	0	114	9
0302 NEW LENOX PCT 024	530	0	282	33
0303 NEW LENOX PCT 025	269	0	142	33
0304 NEW LENOX PCT 026	257	0	136	18
0305 NEW LENOX PCT 027	245	0	121	13
0306 NEW LENOX PCT 028	250	0	155	13
0307 NEW LENOX PCT 029	227	0	88	16
0308 NEW LENOX PCT 030	209	0	138	11
0309 PEOTONE PCT 001	351	0	202	27
0310 PEOTONE PCT 002	373	0	237	32
0311 PEOTONE PCT 003	248	0	143	28
0312 PLAINFIELD PCT 001	340	0	195	14
0313 PLAINFIELD PCT 002	148	0	82	6
0314 PLAINFIELD PCT 003	201	0	103	9
0315 PLAINFIELD PCT 004	350	0	113	22
0316 PLAINFIELD PCT 005	268	0	99	15
0317 PLAINFIELD PCT 006	338	0	144	20
0318 PLAINFIELD PCT 007	304	0	84	10
0319 PLAINFIELD PCT 008	472	0	243	23
0320 PLAINFIELD PCT 009	339	0	141	20
0321 PLAINFIELD PCT 010	213	0	93	12
0322 PLAINFIELD PCT 011	186	0	97	15
0323 PLAINFIELD PCT 012	263	0	112	24
0324 PLAINFIELD PCT 013	199	0	90	10
0325 PLAINFIELD PCT 014	361	0	181	13
0326 PLAINFIELD PCT 015	264	0	106	11
0327 PLAINFIELD PCT 016	277	0	123	14
0328 PLAINFIELD PCT 017	192	0	58	5
0329 PLAINFIELD PCT 018	200	0	74	11
0330 PLAINFIELD PCT 019	302	0	108	7

ABSTRACT OF VOTES

WILL COUNTY, ILLINOIS
 GENERAL ELECTION
 NOVEMBER 2, 2010

OFFICIAL RESULTS

	VOTES	PERCENT		VOTES	PERCENT
SECRETARY OF STATE					
Vote for 1					
01 = Jesse White (DEM)	129,533	67.90	03 = Robert Enriquez (REP)	54,594	28.62
02 = No Candidate Filed (GRN)	0		04 = Josh Hanson (LIB)	6,635	3.48

(CONTINUED FROM PREVIOUS PAGE)

	01	02	03	04
0331 PLAINFIELD PCT 020	207	0	82	16
0332 PLAINFIELD PCT 021	169	0	43	9
0333 PLAINFIELD PCT 022	314	0	161	20
0334 PLAINFIELD PCT 023	204	0	79	13
0335 PLAINFIELD PCT 024	200	0	113	17
0336 PLAINFIELD PCT 025	261	0	125	16
0337 PLAINFIELD PCT 026	333	0	126	23
0338 PLAINFIELD PCT 027	248	0	110	21
0339 PLAINFIELD PCT 028	303	0	116	10
0340 PLAINFIELD PCT 029	172	0	28	5
0341 PLAINFIELD PCT 030	157	0	47	8
0342 PLAINFIELD PCT 031	232	0	126	10
0343 PLAINFIELD PCT 032	343	0	171	18
0344 PLAINFIELD PCT 033	307	0	106	9
0345 PLAINFIELD PCT 034	204	0	63	14
0346 PLAINFIELD PCT 035	575	0	318	35
0347 PLAINFIELD PCT 036	346	0	90	12
0348 PLAINFIELD PCT 037	332	0	106	20
0349 PLAINFIELD PCT 038	310	0	171	13
0350 PLAINFIELD PCT 039	289	0	138	16
0351 PLAINFIELD PCT 040	262	0	171	15
0352 PLAINFIELD PCT 041	301	0	100	15
0353 PLAINFIELD PCT 042	188	0	70	3
0354 PLAINFIELD PCT 043	236	0	81	13
0355 PLAINFIELD PCT 044	248	0	82	13
0356 PLAINFIELD PCT 045	493	0	177	13
0357 PLAINFIELD PCT 046	281	0	108	15
0358 REED PCT 001	363	0	177	20
0359 REED PCT 002	220	0	92	13
0360 REED PCT 003	138	0	54	8
0361 REED PCT 004	205	0	87	24
0362 REED PCT 005	275	0	162	22
0363 TROY PCT 001	311	0	207	27
0364 TROY PCT 002	470	0	167	21
0365 TROY PCT 003	348	0	101	10
0366 TROY PCT 004	217	0	101	8
0367 TROY PCT 005	176	0	73	17
0368 TROY PCT 006	206	0	76	11
0369 TROY PCT 007	320	0	89	17
0370 TROY PCT 008	497	0	184	20
0371 TROY PCT 009	237	0	113	14
0372 TROY PCT 010	494	0	211	19
0373 TROY PCT 011	830	0	309	27
0374 TROY PCT 012	275	0	76	15
0375 TROY PCT 013	273	0	110	12
0376 TROY PCT 014	224	0	77	14
0377 TROY PCT 015	236	0	106	13
0378 TROY PCT 016	387	0	213	16
0379 TROY PCT 017	407	0	147	20
0380 TROY PCT 018	409	0	147	15
0381 TROY PCT 019	349	0	183	18
0382 TROY PCT 020	439	0	159	15
0383 TROY PCT 021	329	0	116	19
0384 TROY PCT 022	322	0	159	17
0385 TROY PCT 023	246	0	60	9

ABSTRACT OF VOTES

WILL COUNTY, ILLINOIS
 GENERAL ELECTION
 NOVEMBER 2, 2010

OFFICIAL RESULTS

	VOTES	PERCENT		VOTES	PERCENT
SECRETARY OF STATE					
Vote for 1					
01 = Jesse White (DEM)	129,533	67.90	03 = Robert Enriquez (REP)	54,594	28.62
02 = No Candidate Filed (GRN)	0		04 = Josh Hanson (LIB)	6,635	3.48

(CONTINUED FROM PREVIOUS PAGE)

	01	02	03	04
0386 TROY PCT 024	314	0	119	10
0387 TROY PCT 025	266	0	109	17
0388 TROY PCT 026	377	0	134	15
0389 TROY PCT 027	262	0	136	16
0390 TROY PCT 028	612	0	271	24
0391 TROY PCT 029	282	0	65	16
0392 TROY PCT 030	250	0	104	16
0393 WASHINGTON PCT 001	336	0	159	19
0394 WASHINGTON PCT 002	162	0	115	11
0395 WASHINGTON PCT 003	326	0	183	23
0396 WASHINGTON PCT 004	399	0	235	28
0397 WESLEY PCT 001	245	0	159	22
0398 WESLEY PCT 002	207	0	85	11
0399 WHEATLAND PCT 001	286	0	211	22
0400 WHEATLAND PCT 002	262	0	139	10
0401 WHEATLAND PCT 003	244	0	146	8
0402 WHEATLAND PCT 004	397	0	195	11
0403 WHEATLAND PCT 005	330	0	182	12
0404 WHEATLAND PCT 006	339	0	163	17
0405 WHEATLAND PCT 007	325	0	182	18
0406 WHEATLAND PCT 008	282	0	181	10
0407 WHEATLAND PCT 009	312	0	182	13
0408 WHEATLAND PCT 010	441	0	272	19
0409 WHEATLAND PCT 011	333	0	175	11
0410 WHEATLAND PCT 012	297	0	169	11
0411 WHEATLAND PCT 013	328	0	189	8
0412 WHEATLAND PCT 014	241	0	131	14
0413 WHEATLAND PCT 015	222	0	107	4
0414 WHEATLAND PCT 016	323	0	151	7
0415 WHEATLAND PCT 017	206	0	162	12
0416 WHEATLAND PCT 018	555	0	328	27
0417 WHEATLAND PCT 019	439	0	162	14
0418 WHEATLAND PCT 020	239	0	131	6
0419 WHEATLAND PCT 021	296	0	252	11
0420 WHEATLAND PCT 022	182	0	67	9
0421 WHEATLAND PCT 023	297	0	168	16
0422 WHEATLAND PCT 024	209	0	101	8
0423 WHEATLAND PCT 025	367	0	174	26
0424 WHEATLAND PCT 026	209	0	178	5
0425 WHEATLAND PCT 027	312	0	102	18
0426 WHEATLAND PCT 028	350	0	171	12
0427 WHEATLAND PCT 029	250	0	114	21
0428 WHEATLAND PCT 030	155	0	166	5
0429 WHEATLAND PCT 031	246	0	203	7
0430 WHEATLAND PCT 032	234	0	150	4
0431 WHEATLAND PCT 033	173	0	158	0
0432 WHEATLAND PCT 034	640	0	315	19
0433 WHEATLAND PCT 035	391	0	256	22
0434 WHEATLAND PCT 036	202	0	122	11
0435 WHEATLAND PCT 037	290	0	222	13
0436 WHEATLAND PCT 038	333	0	179	13
0437 WHEATLAND PCT 039	303	0	196	18
0438 WHEATLAND PCT 040	257	0	147	13
0439 WILL PCT 001	347	0	263	30
0440 WILMINGTON PCT 001	116	0	51	21

ABSTRACT OF VOTES

WILL COUNTY, ILLINOIS
 GENERAL ELECTION
 NOVEMBER 2, 2010

OFFICIAL RESULTS

	VOTES		PERCENT		VOTES		PERCENT	
SECRETARY OF STATE								
Vote for 1								
01 = Jesse White (DEM)		129,533		67.90	03 = Robert Enriquez (REP)	54,594		28.62
02 = No Candidate Filed (GRN)		0			04 = Josh Hanson (LIB)	6,635		3.48
(CONTINUED FROM PREVIOUS PAGE)	01	02	03	04				
0441 WILMINGTON PCT 002	237	0	85	14				
0442 WILMINGTON PCT 003	422	0	197	31				
0443 WILMINGTON PCT 004	189	0	98	12				
0444 WILMINGTON PCT 005	273	0	154	28				
0445 WILTON PCT 001	242	0	146	19				

ABSTRACT OF VOTES

WILL COUNTY, ILLINOIS
 GENERAL ELECTION
 NOVEMBER 2, 2010

OFFICIAL RESULTS

	VOTES	PERCENT		VOTES	PERCENT
COMPTRROLLER					
Vote for 1					
01 = David E. Miller (DEM)	68,118	35.88	03 = Judy Baar Topinka (REP)	108,516	57.16
02 = R. Erika Schafer (GRN)	6,185	3.26	04 = Julie Fox (LIB)	7,013	3.69

	01	02	03	04
0001 CHANNAHON PCT 001	105	21	182	18
0002 CHANNAHON PCT 002	96	17	173	11
0003 CHANNAHON PCT 003	125	22	241	11
0004 CHANNAHON PCT 004	172	19	339	30
0005 CHANNAHON PCT 005	87	25	215	22
0006 CHANNAHON PCT 006	118	15	251	26
0007 CHANNAHON PCT 007	102	14	261	25
0008 CHANNAHON PCT 008	181	21	359	23
0009 CHANNAHON PCT 009	98	12	176	16
0010 CRETE PCT 001	121	16	263	16
0011 CRETE PCT 002	218	15	227	24
0012 CRETE PCT 003	162	11	151	16
0013 CRETE PCT 004	102	14	149	27
0014 CRETE PCT 005	53	10	71	11
0015 CRETE PCT 006	178	23	195	17
0016 CRETE PCT 007	289	13	291	18
0017 CRETE PCT 008	149	25	346	28
0018 CRETE PCT 009	96	13	235	18
0019 CRETE PCT 010	240	20	283	19
0020 CRETE PCT 011	123	18	371	20
0021 CRETE PCT 012	257	10	113	5
0022 CRETE PCT 013	203	17	416	19
0023 CRETE PCT 014	394	14	225	15
0024 CRETE PCT 015	253	13	169	9
0025 CRETE PCT 016	150	26	331	28
0026 CRETE PCT 017	253	9	139	5
0027 CUSTER PCT 001	170	31	351	27
0028 DU PAGE PCT 001	155	11	199	12
0029 DU PAGE PCT 002	50	7	126	8
0030 DU PAGE PCT 003	85	6	113	5
0031 DU PAGE PCT 004	87	10	152	9
0032 DU PAGE PCT 005	108	14	156	15
0033 DU PAGE PCT 006	148	9	157	5
0034 DU PAGE PCT 007	161	16	156	17
0035 DU PAGE PCT 008	208	15	194	21
0036 DU PAGE PCT 009	162	6	77	3
0037 DU PAGE PCT 010	212	15	161	13
0038 DU PAGE PCT 011	233	14	210	9
0039 DU PAGE PCT 012	240	12	173	11
0040 DU PAGE PCT 013	246	9	218	11
0041 DU PAGE PCT 014	203	11	226	15
0042 DU PAGE PCT 015	190	12	107	9
0043 DU PAGE PCT 016	166	15	192	11
0044 DU PAGE PCT 017	164	11	171	11
0045 DU PAGE PCT 018	228	15	258	9
0046 DU PAGE PCT 019	192	7	150	14
0047 DU PAGE PCT 020	187	13	274	11
0048 DU PAGE PCT 021	104	12	212	20
0049 DU PAGE PCT 022	76	8	137	10
0050 DU PAGE PCT 023	229	12	185	8
0051 DU PAGE PCT 024	209	11	190	11
0052 DU PAGE PCT 025	122	15	137	13
0053 DU PAGE PCT 026	176	10	130	13
0054 DU PAGE PCT 027	197	13	195	13
0055 DU PAGE PCT 028	204	6	193	15

**For City of Aurora details
 refer to that section of this book.**

ABSTRACT OF VOTES

WILL COUNTY, ILLINOIS
 GENERAL ELECTION
 NOVEMBER 2, 2010

OFFICIAL RESULTS

	VOTES	PERCENT		VOTES	PERCENT
COMPTRROLLER					
Vote for 1					
01 = David E. Miller (DEM)	68,118	35.88	03 = Judy Baar Topinka (REP)	108,516	57.16
02 = R. Erika Schafer (GRN)	6,185	3.26	04 = Julie Fox (LIB)	7,013	3.69

(CONTINUED FROM PREVIOUS PAGE)

	01	02	03	04
0056 DU PAGE PCT 029	202	7	127	6
0057 DU PAGE PCT 030	164	8	352	17
0058 DU PAGE PCT 031	160	18	444	17
0059 DU PAGE PCT 032	135	16	307	17
0060 DU PAGE PCT 033	79	11	222	13
0061 DU PAGE PCT 034	161	14	446	18
0062 DU PAGE PCT 035	186	20	272	12
0063 DU PAGE PCT 036	124	5	309	22
0064 DU PAGE PCT 037	196	19	248	16
0065 DU PAGE PCT 038	198	4	102	10
0066 DU PAGE PCT 039	200	5	110	10
0067 DU PAGE PCT 040	276	13	239	18
0068 DU PAGE PCT 041	157	6	182	7
0069 DU PAGE PCT 042	164	11	188	15
0070 DU PAGE PCT 043	209	8	102	6
0071 DU PAGE PCT 044	164	20	557	20
0072 DU PAGE PCT 045	263	9	238	13
0073 DU PAGE PCT 046	135	10	118	15
0074 DU PAGE PCT 047	371	12	222	10
0075 DU PAGE PCT 048	286	19	216	20
0076 DU PAGE PCT 049	176	10	217	13
0077 DU PAGE PCT 050	142	4	33	3
0078 DU PAGE PCT 051	247	9	217	14
0079 DU PAGE PCT 052	91	11	264	13
0080 DU PAGE PCT 053	269	14	241	14
0081 DU PAGE PCT 054	205	10	118	5
0082 DU PAGE PCT 055	195	12	216	12
0083 FLORENCE PCT 001	103	12	199	17
0084 FRANKFORT PCT 001	76	9	300	18
0085 FRANKFORT PCT 002	191	17	456	27
0086 FRANKFORT PCT 003	137	20	379	25
0087 FRANKFORT PCT 004	93	11	178	8
0088 FRANKFORT PCT 005	102	18	258	23
0089 FRANKFORT PCT 006	147	17	315	28
0090 FRANKFORT PCT 007	88	8	253	10
0091 FRANKFORT PCT 008	89	19	309	22
0092 FRANKFORT PCT 009	104	13	215	8
0093 FRANKFORT PCT 010	170	20	355	27
0094 FRANKFORT PCT 011	99	13	224	20
0095 FRANKFORT PCT 012	207	13	507	29
0096 FRANKFORT PCT 013	124	19	348	21
0097 FRANKFORT PCT 014	137	7	310	15
0098 FRANKFORT PCT 015	132	20	259	16
0099 FRANKFORT PCT 016	77	6	280	15
0100 FRANKFORT PCT 017	120	22	230	25
0101 FRANKFORT PCT 018	73	10	297	9
0102 FRANKFORT PCT 019	155	12	292	12
0103 FRANKFORT PCT 020	80	4	131	11
0104 FRANKFORT PCT 021	157	17	246	12
0105 FRANKFORT PCT 022	142	14	339	26
0106 FRANKFORT PCT 023	94	15	261	13
0107 FRANKFORT PCT 024	106	21	261	16
0108 FRANKFORT PCT 025	158	18	425	27
0109 FRANKFORT PCT 026	120	25	429	27
0110 FRANKFORT PCT 027	180	17	428	26

ABSTRACT OF VOTES

WILL COUNTY, ILLINOIS
 GENERAL ELECTION
 NOVEMBER 2, 2010

OFFICIAL RESULTS

	VOTES	PERCENT		VOTES	PERCENT
COMPTROLLER					
Vote for 1					
01 = David E. Miller (DEM)	68,118	35.88	03 = Judy Baar Topinka (REP)	108,516	57.16
02 = R. Erika Schafer (GRN)	6,185	3.26	04 = Julie Fox (LIB)	7,013	3.69

(CONTINUED FROM PREVIOUS PAGE)

	01	02	03	04
0111 FRANKFORT PCT 028	123	14	431	19
0112 FRANKFORT PCT 029	208	18	413	40
0113 FRANKFORT PCT 030	105	9	264	19
0114 FRANKFORT PCT 031	134	15	329	15
0115 FRANKFORT PCT 032	136	22	408	28
0116 FRANKFORT PCT 033	101	14	266	11
0117 FRANKFORT PCT 034	87	14	322	17
0118 FRANKFORT PCT 035	132	18	391	17
0119 FRANKFORT PCT 036	175	5	156	10
0120 FRANKFORT PCT 037	211	15	423	15
0121 FRANKFORT PCT 038	111	16	309	9
0122 FRANKFORT PCT 039	104	19	386	30
0123 FRANKFORT PCT 040	137	14	229	14
0124 FRANKFORT PCT 041	165	20	383	19
0125 FRANKFORT PCT 042	138	11	501	26
0126 GREEN GARDEN PCT 001	88	16	359	20
0127 GREEN GARDEN PCT 002	109	45	335	15
0128 GREEN GARDEN PCT 003	96	26	317	27
0129 HOMER PCT 001	98	15	249	8
0130 HOMER PCT 002	60	4	202	7
0131 HOMER PCT 003	102	11	309	20
0132 HOMER PCT 004	65	9	219	18
0133 HOMER PCT 005	88	13	296	10
0134 HOMER PCT 006	135	17	317	20
0135 HOMER PCT 007	108	14	371	16
0136 HOMER PCT 008	105	18	308	28
0137 HOMER PCT 009	99	10	308	8
0138 HOMER PCT 010	160	21	528	35
0139 HOMER PCT 011	167	30	391	26
0140 HOMER PCT 012	117	21	403	17
0141 HOMER PCT 013	101	14	399	19
0142 HOMER PCT 014	63	11	225	10
0143 HOMER PCT 015	126	5	328	12
0144 HOMER PCT 016	78	11	193	8
0145 HOMER PCT 017	100	5	286	18
0146 HOMER PCT 018	129	10	354	16
0147 HOMER PCT 019	85	12	345	16
0148 HOMER PCT 020	75	13	323	14
0149 HOMER PCT 021	97	14	453	22
0150 HOMER PCT 022	147	18	333	18
0151 HOMER PCT 023	87	11	272	17
0152 HOMER PCT 024	105	11	248	17
0153 HOMER PCT 025	76	9	229	8
0154 HOMER PCT 026	112	9	272	12
0155 HOMER PCT 027	163	17	307	19
0156 HOMER PCT 028	83	11	243	16
0157 JACKSON PCT 001	109	16	154	15
0158 JACKSON PCT 002	151	12	235	15
0159 JACKSON PCT 003	194	14	403	31
0160 JACKSON PCT 004	75	14	126	14
0161 JOLIET PCT 001	158	13	216	19
0162 JOLIET PCT 002	113	14	126	14
0163 JOLIET PCT 003	105	11	120	11
0164 JOLIET PCT 004	96	9	88	9
0165 JOLIET PCT 005	143	13	146	14

ABSTRACT OF VOTES

WILL COUNTY, ILLINOIS
 GENERAL ELECTION
 NOVEMBER 2, 2010

OFFICIAL RESULTS

	VOTES	PERCENT		VOTES	PERCENT
COMPTRROLLER					
Vote for 1					
01 = David E. Miller (DEM)	68,118	35.88	03 = Judy Baar Topinka (REP)	108,516	57.16
02 = R. Erika Schafer (GRN)	6,185	3.26	04 = Julie Fox (LIB)	7,013	3.69

(CONTINUED FROM PREVIOUS PAGE)

	01	02	03	04
0166 JOLIET PCT 006	156	4	133	11
0167 JOLIET PCT 007	102	6	172	11
0168 JOLIET PCT 008	155	11	83	16
0169 JOLIET PCT 009	133	15	131	14
0170 JOLIET PCT 010	117	10	100	9
0171 JOLIET PCT 011	137	14	86	13
0172 JOLIET PCT 012	201	18	298	17
0173 JOLIET PCT 013	141	8	253	9
0174 JOLIET PCT 014	157	11	202	19
0175 JOLIET PCT 015	156	11	125	14
0176 JOLIET PCT 016	181	8	82	11
0177 JOLIET PCT 017	130	16	200	18
0178 JOLIET PCT 018	134	10	31	1
0179 JOLIET PCT 019	104	8	122	6
0180 JOLIET PCT 020	94	13	165	5
0181 JOLIET PCT 021	278	5	27	2
0182 JOLIET PCT 022	139	20	216	15
0183 JOLIET PCT 023	156	16	173	9
0184 JOLIET PCT 024	281	2	24	3
0185 JOLIET PCT 025	183	8	82	12
0186 JOLIET PCT 026	196	14	207	22
0187 JOLIET PCT 027	146	12	147	11
0188 JOLIET PCT 028	174	13	108	8
0189 JOLIET PCT 029	146	11	225	9
0190 JOLIET PCT 030	134	7	74	12
0191 JOLIET PCT 031	107	13	200	20
0192 JOLIET PCT 032	92	13	136	19
0193 JOLIET PCT 033	106	9	147	14
0194 JOLIET PCT 034	107	9	101	5
0195 JOLIET PCT 035	141	13	88	5
0196 JOLIET PCT 036	82	8	68	8
0197 JOLIET PCT 037	242	8	44	11
0198 JOLIET PCT 038	232	1	13	4
0199 JOLIET PCT 039	346	9	71	4
0200 JOLIET PCT 040	204	10	135	8
0201 JOLIET PCT 041	236	5	74	7
0202 JOLIET PCT 042	245	16	112	4
0203 JOLIET PCT 043	291	7	29	2
0204 JOLIET PCT 044	223	14	134	14
0205 JOLIET PCT 045	156	4	25	1
0206 JOLIET PCT 046	123	0	6	0
0207 JOLIET PCT 047	220	11	101	13
0208 JOLIET PCT 048	191	4	14	4
0209 JOLIET PCT 049	158	12	182	15
0210 JOLIET PCT 050	302	4	30	3
0211 JOLIET PCT 051	148	8	105	13
0212 JOLIET PCT 052	163	9	34	8
0213 JOLIET PCT 053	130	8	52	9
0214 JOLIET PCT 054	141	9	114	15
0215 JOLIET PCT 055	114	12	111	18
0216 JOLIET PCT 056	359	9	133	5
0217 JOLIET PCT 057	164	11	33	4
0218 JOLIET PCT 058	110	8	24	2
0219 JOLIET PCT 059	158	8	231	8
0220 JOLIET PCT 060	169	9	48	7

ABSTRACT OF VOTES

WILL COUNTY, ILLINOIS
 GENERAL ELECTION
 NOVEMBER 2, 2010

OFFICIAL RESULTS

	VOTES	PERCENT		VOTES	PERCENT
COMPTROLLER					
Vote for 1					
01 = David E. Miller (DEM)	68,118	35.88	03 = Judy Baar Topinka (REP)	108,516	57.16
02 = R. Erika Schafer (GRN)	6,185	3.26	04 = Julie Fox (LIB)	7,013	3.69

(CONTINUED FROM PREVIOUS PAGE)

	01	02	03	04
0221 JOLIET PCT 061	170	6	23	4
0222 JOLIET PCT 062	169	3	17	2
0223 JOLIET PCT 063	72	13	79	11
0224 JOLIET PCT 064	208	11	38	10
0225 LOCKPORT PCT 001	98	9	211	20
0226 LOCKPORT PCT 002	118	10	161	11
0227 LOCKPORT PCT 003	149	13	245	17
0228 LOCKPORT PCT 004	114	12	176	17
0229 LOCKPORT PCT 005	66	17	65	19
0230 LOCKPORT PCT 006	233	10	45	6
0231 LOCKPORT PCT 007	259	3	20	0
0232 LOCKPORT PCT 008	173	19	184	17
0233 LOCKPORT PCT 009	247	29	482	27
0234 LOCKPORT PCT 010	164	16	173	21
0235 LOCKPORT PCT 011	123	10	127	14
0236 LOCKPORT PCT 012	192	18	251	23
0237 LOCKPORT PCT 013	206	16	193	14
0238 LOCKPORT PCT 014	104	22	243	20
0239 LOCKPORT PCT 015	173	27	276	23
0240 LOCKPORT PCT 016	100	11	181	19
0241 LOCKPORT PCT 017	92	10	174	13
0242 LOCKPORT PCT 018	120	14	164	7
0243 LOCKPORT PCT 019	228	14	263	15
0244 LOCKPORT PCT 020	256	21	281	20
0245 LOCKPORT PCT 021	94	19	184	17
0246 LOCKPORT PCT 022	114	13	281	13
0247 LOCKPORT PCT 023	166	16	200	8
0248 LOCKPORT PCT 024	108	7	141	14
0249 LOCKPORT PCT 025	168	16	288	20
0250 LOCKPORT PCT 026	118	9	123	10
0251 LOCKPORT PCT 027	142	8	415	9
0252 LOCKPORT PCT 028	134	12	300	17
0253 LOCKPORT PCT 029	179	18	162	18
0254 LOCKPORT PCT 030	189	25	554	31
0255 LOCKPORT PCT 031	338	13	129	11
0256 LOCKPORT PCT 032	199	6	127	10
0257 LOCKPORT PCT 033	257	8	225	18
0258 LOCKPORT PCT 034	114	14	222	11
0259 LOCKPORT PCT 035	200	16	585	15
0260 LOCKPORT PCT 036	415	41	968	27
0261 LOCKPORT PCT 037	225	12	129	11
0262 MANHATTAN PCT 001	128	11	306	24
0263 MANHATTAN PCT 002	232	41	510	38
0264 MANHATTAN PCT 003	118	16	263	12
0265 MANHATTAN PCT 004	142	32	354	23
0266 MANHATTAN PCT 005	223	47	532	38
0267 MONEE PCT 001	133	24	250	14
0268 MONEE PCT 002	221	16	87	5
0269 MONEE PCT 003	82	24	190	14
0270 MONEE PCT 004	243	13	122	2
0271 MONEE PCT 005	408	15	61	6
0272 MONEE PCT 006	255	5	33	1
0273 MONEE PCT 007	296	1	25	0
0274 MONEE PCT 008	372	3	31	4
0275 MONEE PCT 009	244	57	334	39

ABSTRACT OF VOTES

WILL COUNTY, ILLINOIS
 GENERAL ELECTION
 NOVEMBER 2, 2010

OFFICIAL RESULTS

	VOTES	PERCENT		VOTES	PERCENT
COMPTRROLLER					
Vote for 1					
01 = David E. Miller (DEM)	68,118	35.88	03 = Judy Baar Topinka (REP)	108,516	57.16
02 = R. Erika Schafer (GRN)	6,185	3.26	04 = Julie Fox (LIB)	7,013	3.69

(CONTINUED FROM PREVIOUS PAGE)

	01	02	03	04
0276 MONEE PCT 010	127	18	266	21
0277 MONEE PCT 011	381	4	29	1
0278 MONEE PCT 012	132	18	181	21
0279 NEW LENOX PCT 001	84	11	150	12
0280 NEW LENOX PCT 002	105	18	274	24
0281 NEW LENOX PCT 003	160	26	343	26
0282 NEW LENOX PCT 004	151	15	405	28
0283 NEW LENOX PCT 005	235	23	435	42
0284 NEW LENOX PCT 006	83	15	263	17
0285 NEW LENOX PCT 007	149	19	367	27
0286 NEW LENOX PCT 008	145	16	259	18
0287 NEW LENOX PCT 009	106	19	256	23
0288 NEW LENOX PCT 010	91	19	304	18
0289 NEW LENOX PCT 011	120	23	337	29
0290 NEW LENOX PCT 012	153	20	663	28
0291 NEW LENOX PCT 013	170	21	374	16
0292 NEW LENOX PCT 014	97	15	246	21
0293 NEW LENOX PCT 015	67	12	196	13
0294 NEW LENOX PCT 016	91	11	228	10
0295 NEW LENOX PCT 017	93	15	197	12
0296 NEW LENOX PCT 018	112	15	265	9
0297 NEW LENOX PCT 019	103	9	269	16
0298 NEW LENOX PCT 020	171	15	416	28
0299 NEW LENOX PCT 021	79	15	210	23
0300 NEW LENOX PCT 022	155	11	425	21
0301 NEW LENOX PCT 023	91	12	250	6
0302 NEW LENOX PCT 024	250	21	531	29
0303 NEW LENOX PCT 025	126	16	280	24
0304 NEW LENOX PCT 026	96	16	273	21
0305 NEW LENOX PCT 027	101	9	260	9
0306 NEW LENOX PCT 028	89	9	306	12
0307 NEW LENOX PCT 029	103	11	203	13
0308 NEW LENOX PCT 030	101	9	238	6
0309 PEOTONE PCT 001	132	35	382	24
0310 PEOTONE PCT 002	127	49	437	25
0311 PEOTONE PCT 003	75	22	298	21
0312 PLAINFIELD PCT 001	151	18	358	18
0313 PLAINFIELD PCT 002	59	5	167	6
0314 PLAINFIELD PCT 003	82	6	218	6
0315 PLAINFIELD PCT 004	189	14	254	28
0316 PLAINFIELD PCT 005	130	17	229	8
0317 PLAINFIELD PCT 006	160	19	286	33
0318 PLAINFIELD PCT 007	138	13	237	10
0319 PLAINFIELD PCT 008	192	27	497	19
0320 PLAINFIELD PCT 009	160	18	307	18
0321 PLAINFIELD PCT 010	90	14	201	14
0322 PLAINFIELD PCT 011	60	14	207	12
0323 PLAINFIELD PCT 012	156	12	209	21
0324 PLAINFIELD PCT 013	80	8	194	13
0325 PLAINFIELD PCT 014	177	22	337	22
0326 PLAINFIELD PCT 015	132	10	224	17
0327 PLAINFIELD PCT 016	114	10	271	19
0328 PLAINFIELD PCT 017	117	9	112	14
0329 PLAINFIELD PCT 018	134	7	138	8
0330 PLAINFIELD PCT 019	136	12	252	12

ABSTRACT OF VOTES

WILL COUNTY, ILLINOIS
 GENERAL ELECTION
 NOVEMBER 2, 2010

OFFICIAL RESULTS

	VOTES	PERCENT		VOTES	PERCENT
COMPTROLLER					
Vote for 1					
01 = David E. Miller (DEM)	68,118	35.88	03 = Judy Baar Topinka (REP)	108,516	57.16
02 = R. Erika Schafer (GRN)	6,185	3.26	04 = Julie Fox (LIB)	7,013	3.69

(CONTINUED FROM PREVIOUS PAGE)

	01	02	03	04
0331 PLAINFIELD PCT 020	127	9	155	14
0332 PLAINFIELD PCT 021	75	7	127	10
0333 PLAINFIELD PCT 022	130	12	325	24
0334 PLAINFIELD PCT 023	118	9	154	13
0335 PLAINFIELD PCT 024	93	8	213	17
0336 PLAINFIELD PCT 025	136	7	238	17
0337 PLAINFIELD PCT 026	162	20	271	27
0338 PLAINFIELD PCT 027	137	20	207	16
0339 PLAINFIELD PCT 028	173	11	229	15
0340 PLAINFIELD PCT 029	117	4	74	10
0341 PLAINFIELD PCT 030	117	2	86	8
0342 PLAINFIELD PCT 031	128	6	216	17
0343 PLAINFIELD PCT 032	187	17	290	30
0344 PLAINFIELD PCT 033	165	8	238	7
0345 PLAINFIELD PCT 034	119	8	139	16
0346 PLAINFIELD PCT 035	340	20	537	29
0347 PLAINFIELD PCT 036	229	11	191	13
0348 PLAINFIELD PCT 037	204	18	219	18
0349 PLAINFIELD PCT 038	130	12	335	16
0350 PLAINFIELD PCT 039	131	18	274	18
0351 PLAINFIELD PCT 040	152	8	270	14
0352 PLAINFIELD PCT 041	163	13	228	16
0353 PLAINFIELD PCT 042	125	6	123	5
0354 PLAINFIELD PCT 043	151	9	156	15
0355 PLAINFIELD PCT 044	156	12	155	19
0356 PLAINFIELD PCT 045	337	19	294	24
0357 PLAINFIELD PCT 046	193	15	185	8
0358 REED PCT 001	190	21	324	25
0359 REED PCT 002	109	10	185	14
0360 REED PCT 003	68	10	111	11
0361 REED PCT 004	111	15	161	27
0362 REED PCT 005	125	11	292	28
0363 TROY PCT 001	123	26	368	18
0364 TROY PCT 002	249	13	368	19
0365 TROY PCT 003	184	17	231	19
0366 TROY PCT 004	79	13	225	8
0367 TROY PCT 005	76	7	166	14
0368 TROY PCT 006	119	9	153	13
0369 TROY PCT 007	191	13	202	17
0370 TROY PCT 008	245	20	410	22
0371 TROY PCT 009	95	23	226	20
0372 TROY PCT 010	268	19	414	21
0373 TROY PCT 011	368	31	721	40
0374 TROY PCT 012	142	14	196	11
0375 TROY PCT 013	164	11	203	16
0376 TROY PCT 014	89	13	199	12
0377 TROY PCT 015	119	15	210	13
0378 TROY PCT 016	134	14	454	14
0379 TROY PCT 017	253	25	261	32
0380 TROY PCT 018	171	14	359	21
0381 TROY PCT 019	157	20	337	22
0382 TROY PCT 020	219	16	356	21
0383 TROY PCT 021	166	13	258	21
0384 TROY PCT 022	136	16	329	22
0385 TROY PCT 023	163	12	131	8

ABSTRACT OF VOTES

WILL COUNTY, ILLINOIS
 GENERAL ELECTION
 NOVEMBER 2, 2010

OFFICIAL RESULTS

	VOTES	PERCENT		VOTES	PERCENT
COMPTRROLLER					
Vote for 1					
01 = David E. Miller (DEM)	68,118	35.88	03 = Judy Baar Topinka (REP)	108,516	57.16
02 = R. Erika Schafer (GRN)	6,185	3.26	04 = Julie Fox (LIB)	7,013	3.69

(CONTINUED FROM PREVIOUS PAGE)

	01	02	03	04
0386 TROY PCT 024	135	13	271	16
0387 TROY PCT 025	120	11	244	16
0388 TROY PCT 026	232	7	260	21
0389 TROY PCT 027	126	10	262	13
0390 TROY PCT 028	321	22	510	47
0391 TROY PCT 029	209	4	131	18
0392 TROY PCT 030	108	16	238	8
0393 WASHINGTON PCT 001	128	29	329	25
0394 WASHINGTON PCT 002	39	13	217	19
0395 WASHINGTON PCT 003	83	35	381	29
0396 WASHINGTON PCT 004	170	32	436	24
0397 WESLEY PCT 001	110	17	267	26
0398 WESLEY PCT 002	97	11	179	15
0399 WHEATLAND PCT 001	114	14	378	14
0400 WHEATLAND PCT 002	105	10	272	20
0401 WHEATLAND PCT 003	115	18	253	11
0402 WHEATLAND PCT 004	183	16	385	18
0403 WHEATLAND PCT 005	135	11	356	15
0404 WHEATLAND PCT 006	146	12	344	12
0405 WHEATLAND PCT 007	138	11	346	28
0406 WHEATLAND PCT 008	118	16	324	13
0407 WHEATLAND PCT 009	128	8	350	16
0408 WHEATLAND PCT 010	222	25	469	18
0409 WHEATLAND PCT 011	131	8	369	11
0410 WHEATLAND PCT 012	150	16	297	10
0411 WHEATLAND PCT 013	183	8	319	16
0412 WHEATLAND PCT 014	92	10	268	13
0413 WHEATLAND PCT 015	115	5	205	8
0414 WHEATLAND PCT 016	121	10	339	11
0415 WHEATLAND PCT 017	76	9	277	15
0416 WHEATLAND PCT 018	273	24	561	51
0417 WHEATLAND PCT 019	267	13	307	23
0418 WHEATLAND PCT 020	95	12	255	12
0419 WHEATLAND PCT 021	118	4	416	15
0420 WHEATLAND PCT 022	114	8	122	13
0421 WHEATLAND PCT 023	160	12	299	2
0422 WHEATLAND PCT 024	77	15	205	16
0423 WHEATLAND PCT 025	188	15	340	21
0424 WHEATLAND PCT 026	84	3	291	5
0425 WHEATLAND PCT 027	187	8	225	9
0426 WHEATLAND PCT 028	196	12	299	22
0427 WHEATLAND PCT 029	177	8	184	15
0428 WHEATLAND PCT 030	58	7	245	19
0429 WHEATLAND PCT 031	112	12	319	10
0430 WHEATLAND PCT 032	111	10	254	11
0431 WHEATLAND PCT 033	80	8	236	5
0432 WHEATLAND PCT 034	339	24	597	18
0433 WHEATLAND PCT 035	169	21	456	19
0434 WHEATLAND PCT 036	89	8	223	10
0435 WHEATLAND PCT 037	164	18	324	16
0436 WHEATLAND PCT 038	152	6	355	10
0437 WHEATLAND PCT 039	141	14	338	19
0438 WHEATLAND PCT 040	134	8	259	15
0439 WILL PCT 001	103	47	461	36
0440 WILMINGTON PCT 001	58	8	105	15

ABSTRACT OF VOTES

WILL COUNTY, ILLINOIS
 GENERAL ELECTION
 NOVEMBER 2, 2010

OFFICIAL RESULTS

		VOTES	PERCENT			VOTES	PERCENT
COMPTRROLLER							
Vote for 1							
01 = David E. Miller (DEM)		68,118	35.88	03 = Judy Baar Topinka (REP)		108,516	57.16
02 = R. Erika Schafer (GRN)		6,185	3.26	04 = Julie Fox (LIB)		7,013	3.69

(CONTINUED FROM PREVIOUS PAGE)	01	02	03	04
0441 WILMINGTON PCT 002	105	14	207	12
0442 WILMINGTON PCT 003	194	27	398	29
0443 WILMINGTON PCT 004	103	13	163	19
0444 WILMINGTON PCT 005	148	21	262	20
0445 WILTON PCT 001	86	25	267	23

		VOTES	PERCENT			VOTES	PERCENT
TREASURER							
Vote for 1							
01 = Robin Kelly (DEM)		73,911	39.09	03 = Dan Rutherford (REP)		105,493	55.80
02 = Scott K. Summers (GRN)		5,728	3.03	04 = James Pauly (LIB)		3,936	2.08

	01	02	03	04
0001 CHANNAHON PCT 001	107	23	186	12
0002 CHANNAHON PCT 002	98	15	174	8
0003 CHANNAHON PCT 003	126	18	241	8
0004 CHANNAHON PCT 004	188	18	348	8
0005 CHANNAHON PCT 005	96	17	219	14
0006 CHANNAHON PCT 006	120	14	258	13
0007 CHANNAHON PCT 007	106	12	277	9
0008 CHANNAHON PCT 008	197	20	361	7
0009 CHANNAHON PCT 009	91	7	193	10
0010 CRETE PCT 001	155	16	237	6
0011 CRETE PCT 002	217	21	232	16
0012 CRETE PCT 003	165	12	148	12
0013 CRETE PCT 004	117	23	147	5
0014 CRETE PCT 005	60	10	73	2
0015 CRETE PCT 006	208	12	182	10
0016 CRETE PCT 007	303	10	292	7
0017 CRETE PCT 008	172	17	343	19
0018 CRETE PCT 009	101	14	233	12
0019 CRETE PCT 010	257	15	275	14
0020 CRETE PCT 011	130	18	372	9
0021 CRETE PCT 012	270	7	103	1
0022 CRETE PCT 013	223	16	401	11
0023 CRETE PCT 014	430	15	193	9
0024 CRETE PCT 015	263	10	167	4
0025 CRETE PCT 016	168	19	332	11
0026 CRETE PCT 017	271	9	120	4
0027 CUSTER PCT 001	178	24	363	13
0028 DU PAGE PCT 001	174	16	180	8
0029 DU PAGE PCT 002	65	17	108	3
0030 DU PAGE PCT 003	91	7	106	3
0031 DU PAGE PCT 004	112	14	121	9
0032 DU PAGE PCT 005	128	14	137	12
0033 DU PAGE PCT 006	158	9	141	7
0034 DU PAGE PCT 007	173	18	149	12
0035 DU PAGE PCT 008	218	14	194	13
0036 DU PAGE PCT 009	175	5	67	1
0037 DU PAGE PCT 010	225	17	153	4
0038 DU PAGE PCT 011	251	13	198	3
0039 DU PAGE PCT 012	259	14	156	6
0040 DU PAGE PCT 013	261	13	210	5
0041 DU PAGE PCT 014	211	14	219	9
0042 DU PAGE PCT 015	204	10	95	9
0043 DU PAGE PCT 016	180	15	179	10
0044 DU PAGE PCT 017	179	7	166	4
0045 DU PAGE PCT 018	252	13	235	9
0046 DU PAGE PCT 019	209	7	132	8
0047 DU PAGE PCT 020	228	13	236	5
0048 DU PAGE PCT 021	125	12	199	10
0049 DU PAGE PCT 022	84	7	129	8
0050 DU PAGE PCT 023	254	11	164	5
0051 DU PAGE PCT 024	243	10	158	10
0052 DU PAGE PCT 025	141	13	119	13
0053 DU PAGE PCT 026	192	12	115	9
0054 DU PAGE PCT 027	212	11	184	6
0055 DU PAGE PCT 028	229	9	172	10

**For City of Aurora details
 refer to that section of this book.**

ABSTRACT OF VOTES

WILL COUNTY, ILLINOIS
 GENERAL ELECTION
 NOVEMBER 2, 2010

OFFICIAL RESULTS

	VOTES	PERCENT		VOTES	PERCENT
TREASURER					
Vote for 1					
01 = Robin Kelly (DEM)	73,911	39.09	03 = Dan Rutherford (REP)	105,493	55.80
02 = Scott K. Summers (GRN)	5,728	3.03	04 = James Pauly (LIB)	3,936	2.08

(CONTINUED FROM PREVIOUS PAGE)

	01	02	03	04
0056 DU PAGE PCT 029	225	4	105	4
0057 DU PAGE PCT 030	180	5	345	11
0058 DU PAGE PCT 031	173	10	442	11
0059 DU PAGE PCT 032	146	12	298	10
0060 DU PAGE PCT 033	89	12	216	5
0061 DU PAGE PCT 034	156	16	448	8
0062 DU PAGE PCT 035	205	16	256	8
0063 DU PAGE PCT 036	156	9	277	11
0064 DU PAGE PCT 037	221	23	215	13
0065 DU PAGE PCT 038	213	6	89	7
0066 DU PAGE PCT 039	214	8	96	7
0067 DU PAGE PCT 040	290	11	228	15
0068 DU PAGE PCT 041	163	11	175	4
0069 DU PAGE PCT 042	173	8	182	10
0070 DU PAGE PCT 043	223	12	82	6
0071 DU PAGE PCT 044	205	21	505	18
0072 DU PAGE PCT 045	287	13	216	4
0073 DU PAGE PCT 046	157	10	102	9
0074 DU PAGE PCT 047	377	13	217	6
0075 DU PAGE PCT 048	304	17	209	11
0076 DU PAGE PCT 049	183	13	212	8
0077 DU PAGE PCT 050	146	7	26	1
0078 DU PAGE PCT 051	262	7	209	9
0079 DU PAGE PCT 052	92	12	266	7
0080 DU PAGE PCT 053	274	11	236	12
0081 DU PAGE PCT 054	224	10	102	2
0082 DU PAGE PCT 055	215	15	201	4
0083 FLORENCE PCT 001	116	11	193	6
0084 FRANKFORT PCT 001	90	11	289	8
0085 FRANKFORT PCT 002	210	21	433	18
0086 FRANKFORT PCT 003	151	12	374	15
0087 FRANKFORT PCT 004	105	9	169	4
0088 FRANKFORT PCT 005	113	14	254	14
0089 FRANKFORT PCT 006	167	18	305	14
0090 FRANKFORT PCT 007	101	6	252	2
0091 FRANKFORT PCT 008	103	20	309	10
0092 FRANKFORT PCT 009	124	11	198	6
0093 FRANKFORT PCT 010	193	27	338	9
0094 FRANKFORT PCT 011	121	11	220	7
0095 FRANKFORT PCT 012	231	13	500	17
0096 FRANKFORT PCT 013	147	13	340	11
0097 FRANKFORT PCT 014	151	10	294	12
0098 FRANKFORT PCT 015	149	9	255	21
0099 FRANKFORT PCT 016	94	6	269	9
0100 FRANKFORT PCT 017	124	16	238	14
0101 FRANKFORT PCT 018	77	6	298	4
0102 FRANKFORT PCT 019	163	10	288	5
0103 FRANKFORT PCT 020	99	5	116	8
0104 FRANKFORT PCT 021	175	13	236	7
0105 FRANKFORT PCT 022	156	10	347	10
0106 FRANKFORT PCT 023	114	17	245	9
0107 FRANKFORT PCT 024	124	22	245	9
0108 FRANKFORT PCT 025	161	15	434	12
0109 FRANKFORT PCT 026	144	19	421	13
0110 FRANKFORT PCT 027	196	19	421	10

ABSTRACT OF VOTES

WILL COUNTY, ILLINOIS
GENERAL ELECTION
NOVEMBER 2, 2010

OFFICIAL RESULTS

	VOTES	PERCENT		VOTES	PERCENT
TREASURER					
Vote for 1					
01 = Robin Kelly (DEM)	73,911	39.09	03 = Dan Rutherford (REP)	105,493	55.80
02 = Scott K. Summers (GRN)	5,728	3.03	04 = James Pauly (LIB)	3,936	2.08

(CONTINUED FROM PREVIOUS PAGE)

	01	02	03	04
0111 FRANKFORT PCT 028	116	6	449	9
0112 FRANKFORT PCT 029	233	16	413	14
0113 FRANKFORT PCT 030	116	8	258	11
0114 FRANKFORT PCT 031	149	15	318	9
0115 FRANKFORT PCT 032	142	19	419	12
0116 FRANKFORT PCT 033	112	21	247	9
0117 FRANKFORT PCT 034	87	9	338	7
0118 FRANKFORT PCT 035	155	12	383	5
0119 FRANKFORT PCT 036	200	4	140	2
0120 FRANKFORT PCT 037	252	8	390	11
0121 FRANKFORT PCT 038	118	11	308	1
0122 FRANKFORT PCT 039	115	15	394	15
0123 FRANKFORT PCT 040	148	8	235	5
0124 FRANKFORT PCT 041	194	8	375	8
0125 FRANKFORT PCT 042	146	5	507	17
0126 GREEN GARDEN PCT 001	89	17	369	7
0127 GREEN GARDEN PCT 002	118	30	345	5
0128 GREEN GARDEN PCT 003	95	29	324	13
0129 HOMER PCT 001	118	11	237	1
0130 HOMER PCT 002	54	6	203	9
0131 HOMER PCT 003	122	11	297	5
0132 HOMER PCT 004	68	11	225	8
0133 HOMER PCT 005	95	10	295	7
0134 HOMER PCT 006	147	25	307	7
0135 HOMER PCT 007	122	12	362	14
0136 HOMER PCT 008	125	13	300	19
0137 HOMER PCT 009	106	16	297	4
0138 HOMER PCT 010	184	32	504	18
0139 HOMER PCT 011	201	20	373	17
0140 HOMER PCT 012	131	11	400	9
0141 HOMER PCT 013	104	21	394	13
0142 HOMER PCT 014	79	7	222	2
0143 HOMER PCT 015	144	9	307	7
0144 HOMER PCT 016	106	11	162	6
0145 HOMER PCT 017	114	7	282	7
0146 HOMER PCT 018	144	12	340	8
0147 HOMER PCT 019	89	12	340	17
0148 HOMER PCT 020	85	10	318	8
0149 HOMER PCT 021	110	6	453	13
0150 HOMER PCT 022	180	16	304	12
0151 HOMER PCT 023	102	15	264	9
0152 HOMER PCT 024	114	9	246	12
0153 HOMER PCT 025	74	8	229	5
0154 HOMER PCT 026	134	12	244	10
0155 HOMER PCT 027	179	15	296	15
0156 HOMER PCT 028	103	11	230	9
0157 JACKSON PCT 001	119	14	155	6
0158 JACKSON PCT 002	152	14	238	6
0159 JACKSON PCT 003	216	14	390	16
0160 JACKSON PCT 004	80	9	130	7
0161 JOLIET PCT 001	166	13	209	15
0162 JOLIET PCT 002	119	19	120	8
0163 JOLIET PCT 003	108	10	119	10
0164 JOLIET PCT 004	106	11	78	8
0165 JOLIET PCT 005	143	20	140	9

ABSTRACT OF VOTES

WILL COUNTY, ILLINOIS
 GENERAL ELECTION
 NOVEMBER 2, 2010

OFFICIAL RESULTS

	VOTES	PERCENT		VOTES	PERCENT
TREASURER					
Vote for 1					
01 = Robin Kelly (DEM)	73,911	39.09	03 = Dan Rutherford (REP)	105,493	55.80
02 = Scott K. Summers (GRN)	5,728	3.03	04 = James Pauly (LIB)	3,936	2.08

(CONTINUED FROM PREVIOUS PAGE)

	01	02	03	04
0166 JOLIET PCT 006	165	2	129	8
0167 JOLIET PCT 007	114	11	153	9
0168 JOLIET PCT 008	164	10	82	8
0169 JOLIET PCT 009	143	13	131	7
0170 JOLIET PCT 010	123	7	99	7
0171 JOLIET PCT 011	159	12	74	3
0172 JOLIET PCT 012	232	16	276	11
0173 JOLIET PCT 013	154	7	240	5
0174 JOLIET PCT 014	165	11	202	10
0175 JOLIET PCT 015	160	16	120	10
0176 JOLIET PCT 016	199	6	73	3
0177 JOLIET PCT 017	154	18	180	9
0178 JOLIET PCT 018	131	11	25	5
0179 JOLIET PCT 019	114	8	110	3
0180 JOLIET PCT 020	102	9	159	6
0181 JOLIET PCT 021	286	5	18	0
0182 JOLIET PCT 022	152	17	215	12
0183 JOLIET PCT 023	179	18	152	5
0184 JOLIET PCT 024	286	7	14	5
0185 JOLIET PCT 025	198	9	72	6
0186 JOLIET PCT 026	212	18	199	15
0187 JOLIET PCT 027	163	7	140	7
0188 JOLIET PCT 028	179	9	105	9
0189 JOLIET PCT 029	158	12	215	4
0190 JOLIET PCT 030	141	9	62	12
0191 JOLIET PCT 031	120	9	202	9
0192 JOLIET PCT 032	106	13	136	6
0193 JOLIET PCT 033	118	10	143	4
0194 JOLIET PCT 034	115	2	101	5
0195 JOLIET PCT 035	158	9	77	3
0196 JOLIET PCT 036	97	9	54	6
0197 JOLIET PCT 037	243	6	51	5
0198 JOLIET PCT 038	242	3	4	2
0199 JOLIET PCT 039	366	9	51	3
0200 JOLIET PCT 040	205	8	139	8
0201 JOLIET PCT 041	251	3	59	4
0202 JOLIET PCT 042	258	13	102	7
0203 JOLIET PCT 043	306	6	17	3
0204 JOLIET PCT 044	244	9	124	6
0205 JOLIET PCT 045	161	2	21	0
0206 JOLIET PCT 046	124	4	2	0
0207 JOLIET PCT 047	231	6	93	9
0208 JOLIET PCT 048	196	3	12	1
0209 JOLIET PCT 049	172	13	170	10
0210 JOLIET PCT 050	318	5	12	4
0211 JOLIET PCT 051	151	10	100	12
0212 JOLIET PCT 052	175	6	29	4
0213 JOLIET PCT 053	124	6	64	5
0214 JOLIET PCT 054	146	10	116	10
0215 JOLIET PCT 055	115	11	110	19
0216 JOLIET PCT 056	372	16	115	1
0217 JOLIET PCT 057	165	12	26	6
0218 JOLIET PCT 058	110	9	20	3
0219 JOLIET PCT 059	161	10	222	10
0220 JOLIET PCT 060	186	7	35	4

ABSTRACT OF VOTES

WILL COUNTY, ILLINOIS
 GENERAL ELECTION
 NOVEMBER 2, 2010

OFFICIAL RESULTS

	VOTES	PERCENT		VOTES	PERCENT
TREASURER					
Vote for 1					
01 = Robin Kelly (DEM)	73,911	39.09	03 = Dan Rutherford (REP)	105,493	55.80
02 = Scott K. Summers (GRN)	5,728	3.03	04 = James Pauly (LIB)	3,936	2.08

(CONTINUED FROM PREVIOUS PAGE)

	01	02	03	04
0221 JOLIET PCT 061	175	5	22	1
0222 JOLIET PCT 062	176	2	11	2
0223 JOLIET PCT 063	75	11	85	4
0224 JOLIET PCT 064	219	9	32	3
0225 LOCKPORT PCT 001	113	10	193	19
0226 LOCKPORT PCT 002	132	12	149	7
0227 LOCKPORT PCT 003	169	20	227	7
0228 LOCKPORT PCT 004	127	8	169	14
0229 LOCKPORT PCT 005	75	14	71	7
0230 LOCKPORT PCT 006	227	9	49	4
0231 LOCKPORT PCT 007	266	4	13	2
0232 LOCKPORT PCT 008	188	18	169	11
0233 LOCKPORT PCT 009	291	30	451	8
0234 LOCKPORT PCT 010	169	8	182	15
0235 LOCKPORT PCT 011	126	12	130	8
0236 LOCKPORT PCT 012	195	27	246	17
0237 LOCKPORT PCT 013	228	20	169	9
0238 LOCKPORT PCT 014	116	18	241	11
0239 LOCKPORT PCT 015	184	29	269	15
0240 LOCKPORT PCT 016	113	13	178	8
0241 LOCKPORT PCT 017	107	9	156	9
0242 LOCKPORT PCT 018	133	8	155	9
0243 LOCKPORT PCT 019	242	13	251	7
0244 LOCKPORT PCT 020	278	17	261	17
0245 LOCKPORT PCT 021	114	16	168	12
0246 LOCKPORT PCT 022	145	14	251	8
0247 LOCKPORT PCT 023	189	9	174	14
0248 LOCKPORT PCT 024	118	6	137	8
0249 LOCKPORT PCT 025	192	10	275	13
0250 LOCKPORT PCT 026	132	10	109	7
0251 LOCKPORT PCT 027	161	7	398	4
0252 LOCKPORT PCT 028	156	11	276	11
0253 LOCKPORT PCT 029	198	15	150	12
0254 LOCKPORT PCT 030	240	26	513	15
0255 LOCKPORT PCT 031	356	8	118	10
0256 LOCKPORT PCT 032	213	6	118	4
0257 LOCKPORT PCT 033	275	16	204	10
0258 LOCKPORT PCT 034	136	15	196	10
0259 LOCKPORT PCT 035	260	25	515	10
0260 LOCKPORT PCT 036	501	32	887	28
0261 LOCKPORT PCT 037	245	13	112	7
0262 MANHATTAN PCT 001	147	16	296	14
0263 MANHATTAN PCT 002	254	34	497	25
0264 MANHATTAN PCT 003	128	15	250	13
0265 MANHATTAN PCT 004	149	27	363	7
0266 MANHATTAN PCT 005	284	31	506	18
0267 MONEE PCT 001	148	24	246	7
0268 MONEE PCT 002	237	14	66	9
0269 MONEE PCT 003	94	17	187	11
0270 MONEE PCT 004	271	12	94	0
0271 MONEE PCT 005	432	10	40	5
0272 MONEE PCT 006	267	3	22	0
0273 MONEE PCT 007	303	3	13	2
0274 MONEE PCT 008	396	2	9	1
0275 MONEE PCT 009	270	39	349	20

ABSTRACT OF VOTES

WILL COUNTY, ILLINOIS
GENERAL ELECTION
NOVEMBER 2, 2010

OFFICIAL RESULTS

	VOTES	PERCENT		VOTES	PERCENT
TREASURER					
Vote for 1					
01 = Robin Kelly (DEM)	73,911	39.09	03 = Dan Rutherford (REP)	105,493	55.80
02 = Scott K. Summers (GRN)	5,728	3.03	04 = James Pauly (LIB)	3,936	2.08

(CONTINUED FROM PREVIOUS PAGE)

	01	02	03	04
0276 MONEE PCT 010	144	15	265	8
0277 MONEE PCT 011	399	2	11	2
0278 MONEE PCT 012	159	17	165	12
0279 NEW LENOX PCT 001	90	9	147	9
0280 NEW LENOX PCT 002	128	14	269	9
0281 NEW LENOX PCT 003	174	21	339	21
0282 NEW LENOX PCT 004	165	18	399	17
0283 NEW LENOX PCT 005	253	24	435	22
0284 NEW LENOX PCT 006	93	15	256	9
0285 NEW LENOX PCT 007	169	22	362	13
0286 NEW LENOX PCT 008	156	10	262	10
0287 NEW LENOX PCT 009	122	16	252	16
0288 NEW LENOX PCT 010	108	14	296	12
0289 NEW LENOX PCT 011	126	17	360	8
0290 NEW LENOX PCT 012	167	11	676	9
0291 NEW LENOX PCT 013	196	25	350	7
0292 NEW LENOX PCT 014	104	10	247	18
0293 NEW LENOX PCT 015	73	10	196	5
0294 NEW LENOX PCT 016	97	11	229	3
0295 NEW LENOX PCT 017	103	9	193	6
0296 NEW LENOX PCT 018	116	9	271	6
0297 NEW LENOX PCT 019	108	6	270	9
0298 NEW LENOX PCT 020	201	21	393	14
0299 NEW LENOX PCT 021	80	14	222	12
0300 NEW LENOX PCT 022	171	14	415	9
0301 NEW LENOX PCT 023	117	6	240	1
0302 NEW LENOX PCT 024	254	19	537	23
0303 NEW LENOX PCT 025	130	13	288	11
0304 NEW LENOX PCT 026	111	17	265	10
0305 NEW LENOX PCT 027	118	10	246	5
0306 NEW LENOX PCT 028	94	12	297	5
0307 NEW LENOX PCT 029	104	9	202	9
0308 NEW LENOX PCT 030	92	12	247	4
0309 PEOTONE PCT 001	138	35	400	7
0310 PEOTONE PCT 002	137	41	450	11
0311 PEOTONE PCT 003	79	28	297	8
0312 PLAINFIELD PCT 001	169	10	350	9
0313 PLAINFIELD PCT 002	64	4	159	5
0314 PLAINFIELD PCT 003	80	8	215	3
0315 PLAINFIELD PCT 004	211	12	248	10
0316 PLAINFIELD PCT 005	139	13	221	8
0317 PLAINFIELD PCT 006	184	17	282	13
0318 PLAINFIELD PCT 007	144	9	239	8
0319 PLAINFIELD PCT 008	211	24	489	10
0320 PLAINFIELD PCT 009	182	22	291	8
0321 PLAINFIELD PCT 010	101	15	194	6
0322 PLAINFIELD PCT 011	59	11	218	10
0323 PLAINFIELD PCT 012	174	10	198	16
0324 PLAINFIELD PCT 013	87	11	186	10
0325 PLAINFIELD PCT 014	195	15	327	20
0326 PLAINFIELD PCT 015	139	10	215	14
0327 PLAINFIELD PCT 016	127	13	260	9
0328 PLAINFIELD PCT 017	128	8	108	6
0329 PLAINFIELD PCT 018	153	8	120	5
0330 PLAINFIELD PCT 019	148	10	243	6

ABSTRACT OF VOTES

WILL COUNTY, ILLINOIS
GENERAL ELECTION
NOVEMBER 2, 2010

OFFICIAL RESULTS

	VOTES PERCENT				VOTES PERCENT	
TREASURER						
Vote for 1						
01 = Robin Kelly (DEM)	73,911	39.09			105,493	55.80
02 = Scott K. Summers (GRN)	5,728	3.03			3,936	2.08
			03 = Dan Rutherford (REP)			
			04 = James Pauly (LIB)			
(CONTINUED FROM PREVIOUS PAGE)	01	02	03	04		
0331 PLAINFIELD PCT 020	133	11	141	13		
0332 PLAINFIELD PCT 021	85	11	115	8		
0333 PLAINFIELD PCT 022	147	8	329	10		
0334 PLAINFIELD PCT 023	121	9	147	11		
0335 PLAINFIELD PCT 024	106	10	208	4		
0336 PLAINFIELD PCT 025	148	8	224	14		
0337 PLAINFIELD PCT 026	193	20	249	14		
0338 PLAINFIELD PCT 027	155	19	190	16		
0339 PLAINFIELD PCT 028	181	12	221	7		
0340 PLAINFIELD PCT 029	134	5	60	4		
0341 PLAINFIELD PCT 030	121	3	78	6		
0342 PLAINFIELD PCT 031	134	9	215	7		
0343 PLAINFIELD PCT 032	201	17	291	19		
0344 PLAINFIELD PCT 033	180	7	226	6		
0345 PLAINFIELD PCT 034	127	13	130	11		
0346 PLAINFIELD PCT 035	372	18	520	12		
0347 PLAINFIELD PCT 036	245	13	174	10		
0348 PLAINFIELD PCT 037	209	14	220	13		
0349 PLAINFIELD PCT 038	140	10	333	5		
0350 PLAINFIELD PCT 039	139	13	282	7		
0351 PLAINFIELD PCT 040	144	14	287	1		
0352 PLAINFIELD PCT 041	188	9	213	6		
0353 PLAINFIELD PCT 042	136	2	118	3		
0354 PLAINFIELD PCT 043	163	8	154	5		
0355 PLAINFIELD PCT 044	171	11	151	9		
0356 PLAINFIELD PCT 045	358	19	281	17		
0357 PLAINFIELD PCT 046	208	12	178	4		
0358 REED PCT 001	200	17	331	11		
0359 REED PCT 002	104	10	193	7		
0360 REED PCT 003	74	6	110	7		
0361 REED PCT 004	114	16	169	14		
0362 REED PCT 005	141	19	284	9		
0363 TROY PCT 001	122	23	383	14		
0364 TROY PCT 002	267	15	355	11		
0365 TROY PCT 003	185	19	236	7		
0366 TROY PCT 004	86	9	220	8		
0367 TROY PCT 005	82	9	161	9		
0368 TROY PCT 006	118	16	148	6		
0369 TROY PCT 007	196	11	207	8		
0370 TROY PCT 008	252	8	423	14		
0371 TROY PCT 009	114	17	225	9		
0372 TROY PCT 010	282	21	409	8		
0373 TROY PCT 011	374	32	738	14		
0374 TROY PCT 012	150	13	197	5		
0375 TROY PCT 013	169	11	207	5		
0376 TROY PCT 014	107	11	183	12		
0377 TROY PCT 015	125	9	211	11		
0378 TROY PCT 016	146	10	449	11		
0379 TROY PCT 017	273	20	268	11		
0380 TROY PCT 018	177	18	356	11		
0381 TROY PCT 019	184	13	332	11		
0382 TROY PCT 020	239	17	349	7		
0383 TROY PCT 021	176	16	253	13		
0384 TROY PCT 022	166	11	314	9		
0385 TROY PCT 023	172	11	125	6		

ABSTRACT OF VOTES

WILL COUNTY, ILLINOIS
 GENERAL ELECTION
 NOVEMBER 2, 2010

OFFICIAL RESULTS

	VOTES	PERCENT		VOTES	PERCENT
TREASURER					
Vote for 1					
01 = Robin Kelly (DEM)	73,911	39.09	03 = Dan Rutherford (REP)	105,493	55.80
02 = Scott K. Summers (GRN)	5,728	3.03	04 = James Pauly (LIB)	3,936	2.08

(CONTINUED FROM PREVIOUS PAGE)

	01	02	03	04
0386 TROY PCT 024	144	12	264	14
0387 TROY PCT 025	118	3	260	9
0388 TROY PCT 026	251	13	242	15
0389 TROY PCT 027	141	6	251	12
0390 TROY PCT 028	348	15	515	18
0391 TROY PCT 029	233	6	111	12
0392 TROY PCT 030	108	13	235	11
0393 WASHINGTON PCT 001	141	29	332	20
0394 WASHINGTON PCT 002	43	13	220	11
0395 WASHINGTON PCT 003	98	33	384	10
0396 WASHINGTON PCT 004	172	33	441	12
0397 WESLEY PCT 001	103	16	291	10
0398 WESLEY PCT 002	101	11	184	5
0399 WHEATLAND PCT 001	114	5	386	9
0400 WHEATLAND PCT 002	114	11	272	7
0401 WHEATLAND PCT 003	113	14	254	10
0402 WHEATLAND PCT 004	209	18	361	12
0403 WHEATLAND PCT 005	155	6	343	6
0404 WHEATLAND PCT 006	151	8	346	7
0405 WHEATLAND PCT 007	156	15	338	14
0406 WHEATLAND PCT 008	134	9	319	4
0407 WHEATLAND PCT 009	138	5	345	12
0408 WHEATLAND PCT 010	233	13	470	15
0409 WHEATLAND PCT 011	126	7	380	3
0410 WHEATLAND PCT 012	155	10	297	8
0411 WHEATLAND PCT 013	175	10	332	6
0412 WHEATLAND PCT 014	98	8	272	4
0413 WHEATLAND PCT 015	123	4	199	3
0414 WHEATLAND PCT 016	137	7	330	7
0415 WHEATLAND PCT 017	90	17	262	6
0416 WHEATLAND PCT 018	296	16	573	24
0417 WHEATLAND PCT 019	280	11	306	9
0418 WHEATLAND PCT 020	103	7	254	5
0419 WHEATLAND PCT 021	124	7	411	10
0420 WHEATLAND PCT 022	123	9	119	4
0421 WHEATLAND PCT 023	164	11	293	4
0422 WHEATLAND PCT 024	93	10	208	3
0423 WHEATLAND PCT 025	202	18	330	13
0424 WHEATLAND PCT 026	78	4	304	0
0425 WHEATLAND PCT 027	215	7	198	7
0426 WHEATLAND PCT 028	229	12	277	7
0427 WHEATLAND PCT 029	174	6	191	14
0428 WHEATLAND PCT 030	57	3	259	5
0429 WHEATLAND PCT 031	112	9	323	7
0430 WHEATLAND PCT 032	112	8	260	2
0431 WHEATLAND PCT 033	82	6	229	4
0432 WHEATLAND PCT 034	366	24	575	11
0433 WHEATLAND PCT 035	206	16	431	15
0434 WHEATLAND PCT 036	99	5	225	3
0435 WHEATLAND PCT 037	167	18	322	6
0436 WHEATLAND PCT 038	167	8	344	1
0437 WHEATLAND PCT 039	145	15	339	10
0438 WHEATLAND PCT 040	138	8	260	8
0439 WILL PCT 001	100	40	492	11
0440 WILMINGTON PCT 001	55	12	111	9

ABSTRACT OF VOTES

WILL COUNTY, ILLINOIS
 GENERAL ELECTION
 NOVEMBER 2, 2010

OFFICIAL RESULTS

	VOTES		PERCENT		VOTES		PERCENT	
TREASURER								
Vote for 1								
01 = Robin Kelly (DEM)	73,911		39.09		03 = Dan Rutherford (REP)	105,493		55.80
02 = Scott K. Summers (GRN)	5,728		3.03		04 = James Pauly (LIB)	3,936		2.08

(CONTINUED FROM PREVIOUS PAGE)	01	02	03	04				

0441 WILMINGTON PCT 002	113	14	201	8				
0442 WILMINGTON PCT 003	207	30	387	15				
0443 WILMINGTON PCT 004	101	15	171	8				
0444 WILMINGTON PCT 005	149	19	269	11				
0445 WILTON PCT 001	93	15	292	1				



Nancy Schultz Voots

W I L L C O U N T Y C L E R K

A stylized graphic of the American flag, with the stars and stripes rendered in a soft, glowing blue and white color scheme, positioned behind the main title.

CONGRESSIONAL SUMMARY

(2nd, 11th & 13th DISTRICTS)

ABSTRACT OF VOTES

Congressional District 2
 GENERAL ELECTION
 NOVEMBER 2, 2010

OFFICIAL RESULTS

	VOTES	PERCENT		VOTES	PERCENT
01 = BALLOTS CAST	3,117		REPRESENTATIVE IN CONGRESS 2ND CONGRESSIONAL DISTRICT		
			Vote for 1		
			02 = Jesse L. Jackson, Jr. (DEM)	2,451	80.65
			03 = Anthony W. Williams (GRN)	184	6.05
			04 = Isaac C. Hayes (REP)	404	13.29

	01	02	03	04
0021 CRETE PCT 012	404	267	33	96
0268 MONEE PCT 002	338	229	35	69
0270 MONEE PCT 004	380	228	30	108
0271 MONEE PCT 005	500	399	30	55
0272 MONEE PCT 006	302	258	11	23
0273 MONEE PCT 007	336	304	10	15
0274 MONEE PCT 008	436	389	16	20
0277 MONEE PCT 011	421	377	19	18

ABSTRACT OF VOTES

Congressional District 11
 GENERAL ELECTION
 NOVEMBER 2, 2010

OFFICIAL RESULTS

01 = BALLOTS CAST

VOTES PERCENT
 111,651

REPRESENTATIVE IN CONGRESS 11TH CONGRESSIONAL DISTRICT
 Vote for 1
 02 = Deborah "Debbie" Halvorson (DEM) 49,208 45.02
 03 = No Candidate Filed (GRN) 0
 04 = Adam Kinzinger (REP) 60,087 54.98

	01	02	03	04
0001 CHANNAHON PCT 001	335	144	0	184
0002 CHANNAHON PCT 002	304	132	0	166
0003 CHANNAHON PCT 003	413	177	0	229
0004 CHANNAHON PCT 004	567	223	0	333
0005 CHANNAHON PCT 005	363	123	0	229
0006 CHANNAHON PCT 006	417	158	0	251
0007 CHANNAHON PCT 007	408	139	0	263
0008 CHANNAHON PCT 008	595	238	0	346
0009 CHANNAHON PCT 009	316	119	0	192
0010 CRETE PCT 001	429	190	0	230
0011 CRETE PCT 002	500	268	0	228
0012 CRETE PCT 003	350	199	0	145
0013 CRETE PCT 004	295	151	0	141
0014 CRETE PCT 005	147	70	0	75
0015 CRETE PCT 006	423	247	0	169
0016 CRETE PCT 007	623	338	0	274
0017 CRETE PCT 008	554	215	0	334
0018 CRETE PCT 009	378	154	0	219
0019 CRETE PCT 010	574	279	0	282
0020 CRETE PCT 011	535	164	0	367
0022 CRETE PCT 013	662	277	0	376
0023 CRETE PCT 014	656	456	0	187
0024 CRETE PCT 015	452	303	0	145
0025 CRETE PCT 016	549	196	0	335
0026 CRETE PCT 017	415	299	0	106
0027 CUSTER PCT 001	584	236	0	335
0083 FLORENCE PCT 001	340	149	0	182
0084 FRANKFORT PCT 001	409	135	0	269
0085 FRANKFORT PCT 002	732	254	0	444
0086 FRANKFORT PCT 003	584	185	0	377
0087 FRANKFORT PCT 004	303	128	0	165
0088 FRANKFORT PCT 005	418	153	0	256
0089 FRANKFORT PCT 006	521	211	0	300
0090 FRANKFORT PCT 007	366	121	0	241
0091 FRANKFORT PCT 008	454	134	0	313
0092 FRANKFORT PCT 009	344	142	0	193
0093 FRANKFORT PCT 010	601	239	0	336
0094 FRANKFORT PCT 011	367	144	0	218
0095 FRANKFORT PCT 012	775	251	0	512
0096 FRANKFORT PCT 013	523	162	0	352
0097 FRANKFORT PCT 014	483	173	0	296
0098 FRANKFORT PCT 015	441	174	0	260
0099 FRANKFORT PCT 016	391	115	0	269
0100 FRANKFORT PCT 017	409	170	0	228
0101 FRANKFORT PCT 018	394	84	0	310
0102 FRANKFORT PCT 019	484	188	0	283
0103 FRANKFORT PCT 020	233	121	0	107
0104 FRANKFORT PCT 021	446	220	0	217
0105 FRANKFORT PCT 022	544	181	0	349
0106 FRANKFORT PCT 023	397	138	0	249
0107 FRANKFORT PCT 024	426	172	0	241
0108 FRANKFORT PCT 025	639	198	0	433
0109 FRANKFORT PCT 026	621	185	0	416
0110 FRANKFORT PCT 027	668	244	0	409

ABSTRACT OF VOTES

Congressional District 11
 GENERAL ELECTION
 NOVEMBER 2, 2010

OFFICIAL RESULTS

01 = BALLOTS CAST

VOTES PERCENT
 111,651

REPRESENTATIVE IN CONGRESS 11TH CONGRESSIONAL DISTRICT
 Vote for 1
 02 = Deborah "Debbie" Halvorson (DEM) 49,208 45.02
 03 = No Candidate Filed (GRN) 0
 04 = Adam Kinzinger (REP) 60,087 54.98

(CONTINUED FROM PREVIOUS PAGE)

	01	02	03	04
0111 FRANKFORT PCT 028	614	132	0	462
0112 FRANKFORT PCT 029	697	276	0	402
0113 FRANKFORT PCT 030	402	131	0	262
0114 FRANKFORT PCT 031	503	206	0	291
0115 FRANKFORT PCT 032	607	180	0	413
0116 FRANKFORT PCT 033	397	150	0	239
0117 FRANKFORT PCT 034	448	113	0	326
0118 FRANKFORT PCT 035	574	192	0	371
0119 FRANKFORT PCT 036	357	209	0	141
0120 FRANKFORT PCT 037	669	310	0	348
0121 FRANKFORT PCT 038	467	157	0	295
0122 FRANKFORT PCT 039	549	139	0	402
0123 FRANKFORT PCT 040	407	170	0	224
0124 FRANKFORT PCT 041	605	243	0	344
0125 FRANKFORT PCT 042	689	177	0	503
0126 GREEN GARDEN PCT 001	498	129	0	361
0127 GREEN GARDEN PCT 002	515	142	0	356
0128 GREEN GARDEN PCT 003	479	124	0	340
0157 JACKSON PCT 001	306	149	0	151
0158 JACKSON PCT 002	432	205	0	217
0159 JACKSON PCT 003	669	302	0	355
0160 JACKSON PCT 004	236	110	0	120
0161 JOLIET PCT 001	414	200	0	205
0162 JOLIET PCT 002	275	141	0	125
0163 JOLIET PCT 003	257	137	0	117
0164 JOLIET PCT 004	211	128	0	80
0165 JOLIET PCT 005	325	165	0	148
0166 JOLIET PCT 006	313	188	0	114
0167 JOLIET PCT 007	296	146	0	143
0168 JOLIET PCT 008	276	184	0	81
0169 JOLIET PCT 009	305	163	0	131
0170 JOLIET PCT 010	240	141	0	95
0171 JOLIET PCT 011	258	168	0	83
0172 JOLIET PCT 012	545	273	0	265
0173 JOLIET PCT 013	428	187	0	230
0174 JOLIET PCT 014	406	197	0	198
0175 JOLIET PCT 015	316	192	0	119
0176 JOLIET PCT 016	289	213	0	70
0177 JOLIET PCT 017	368	190	0	166
0178 JOLIET PCT 018	183	147	0	31
0179 JOLIET PCT 019	243	132	0	106
0180 JOLIET PCT 020	289	125	0	157
0181 JOLIET PCT 021	323	301	0	13
0182 JOLIET PCT 022	403	189	0	204
0183 JOLIET PCT 023	364	212	0	147
0184 JOLIET PCT 024	323	299	0	16
0185 JOLIET PCT 025	298	222	0	72
0186 JOLIET PCT 026	455	235	0	208
0187 JOLIET PCT 027	330	198	0	124
0188 JOLIET PCT 028	313	203	0	102
0189 JOLIET PCT 029	401	186	0	208
0190 JOLIET PCT 030	234	165	0	65
0191 JOLIET PCT 031	354	153	0	190
0192 JOLIET PCT 032	271	133	0	128

ABSTRACT OF VOTES

Congressional District 11
 GENERAL ELECTION
 NOVEMBER 2, 2010

OFFICIAL RESULTS

VOTES PERCENT		VOTES PERCENT	
01 = BALLOTS CAST	111,651	REPRESENTATIVE IN CONGRESS 11TH CONGRESSIONAL DISTRICT	
		Vote for 1	
		02 = Deborah "Debbie" Halvorson (DEM)	49,208 45.02
		03 = No Candidate Filed (GRN)	0
		04 = Adam Kinzinger (REP)	60,087 54.98

(CONTINUED FROM PREVIOUS PAGE)

	01	02	03	04
0193 JOLIET PCT 033	281	138	0	138
0194 JOLIET PCT 034	229	139	0	85
0195 JOLIET PCT 035	253	169	0	77
0196 JOLIET PCT 036	173	111	0	56
0197 JOLIET PCT 037	312	257	0	48
0198 JOLIET PCT 038	264	248	0	8
0199 JOLIET PCT 039	441	371	0	54
0200 JOLIET PCT 040	381	225	0	139
0201 JOLIET PCT 041	334	273	0	52
0202 JOLIET PCT 042	386	283	0	100
0203 JOLIET PCT 043	344	323	0	11
0204 JOLIET PCT 044	389	262	0	121
0205 JOLIET PCT 045	189	166	0	19
0206 JOLIET PCT 046	130	122	0	1
0207 JOLIET PCT 047	349	240	0	98
0208 JOLIET PCT 048	227	210	0	11
0209 JOLIET PCT 049	380	202	0	170
0210 JOLIET PCT 050	342	323	0	16
0211 JOLIET PCT 051	280	173	0	102
0212 JOLIET PCT 052	222	186	0	28
0213 JOLIET PCT 053	210	146	0	56
0214 JOLIET PCT 054	284	163	0	115
0215 JOLIET PCT 055	257	131	0	120
0216 JOLIET PCT 056	523	414	0	99
0217 JOLIET PCT 057	225	186	0	33
0218 JOLIET PCT 058	148	113	0	30
0219 JOLIET PCT 059	412	203	0	201
0220 JOLIET PCT 060	242	196	0	43
0221 JOLIET PCT 061	208	183	0	24
0222 JOLIET PCT 062	196	173	0	11
0223 JOLIET PCT 063	182	93	0	86
0224 JOLIET PCT 064	275	226	0	38
0262 MANHATTAN PCT 001	498	181	0	296
0263 MANHATTAN PCT 002	846	351	0	475
0264 MANHATTAN PCT 003	420	171	0	237
0265 MANHATTAN PCT 004	568	189	0	368
0266 MANHATTAN PCT 005	874	343	0	512
0267 MONEE PCT 001	431	175	0	253
0269 MONEE PCT 003	317	106	0	202
0275 MONEE PCT 009	689	295	0	378
0276 MONEE PCT 010	443	180	0	250
0278 MONEE PCT 012	356	176	0	173
0279 NEW LENOX PCT 001	266	110	0	147
0280 NEW LENOX PCT 002	430	156	0	269
0281 NEW LENOX PCT 003	574	226	0	333
0282 NEW LENOX PCT 004	605	200	0	401
0283 NEW LENOX PCT 005	750	291	0	445
0284 NEW LENOX PCT 006	385	129	0	246
0285 NEW LENOX PCT 007	574	208	0	357
0286 NEW LENOX PCT 008	449	177	0	258
0287 NEW LENOX PCT 009	408	141	0	263
0288 NEW LENOX PCT 010	438	138	0	296
0289 NEW LENOX PCT 011	521	163	0	353
0290 NEW LENOX PCT 012	881	201	0	668

ABSTRACT OF VOTES

Congressional District 11
 GENERAL ELECTION
 NOVEMBER 2, 2010

OFFICIAL RESULTS

VOTES PERCENT

VOTES PERCENT

REPRESENTATIVE IN CONGRESS 11TH CONGRESSIONAL DISTRICT

01 = BALLOTS CAST

111,651

Vote for 1

02 = Deborah "Debbie" Halvorson (DEM)	49,208	45.02
03 = No Candidate Filed (GRN)	0	
04 = Adam Kinzinger (REP)	60,087	54.98

(CONTINUED FROM PREVIOUS PAGE)

 01 02 03 04

0291 NEW LENOX PCT 013	591	235	0	342
0292 NEW LENOX PCT 014	393	135	0	253
0293 NEW LENOX PCT 015	291	92	0	195
0294 NEW LENOX PCT 016	352	125	0	223
0295 NEW LENOX PCT 017	321	127	0	189
0296 NEW LENOX PCT 018	412	145	0	261
0297 NEW LENOX PCT 019	402	132	0	264
0298 NEW LENOX PCT 020	645	246	0	391
0299 NEW LENOX PCT 021	341	99	0	231
0300 NEW LENOX PCT 022	634	204	0	414
0301 NEW LENOX PCT 023	371	149	0	217
0302 NEW LENOX PCT 024	864	316	0	541
0303 NEW LENOX PCT 025	459	171	0	283
0304 NEW LENOX PCT 026	420	140	0	271
0305 NEW LENOX PCT 027	389	146	0	238
0306 NEW LENOX PCT 028	427	124	0	292
0307 NEW LENOX PCT 029	334	140	0	193
0308 NEW LENOX PCT 030	363	111	0	248
0309 PEOTONE PCT 001	597	171	0	415
0310 PEOTONE PCT 002	660	182	0	468
0311 PEOTONE PCT 003	443	111	0	314
0315 PLAINFIELD PCT 004	29	12	0	16
0316 PLAINFIELD PCT 005	388	168	0	212
0317 PLAINFIELD PCT 006	514	237	0	259
0318 PLAINFIELD PCT 007	401	179	0	216
0319 PLAINFIELD PCT 008	746	271	0	457
0320 PLAINFIELD PCT 009	510	228	0	276
0322 PLAINFIELD PCT 011	307	85	0	215
0323 PLAINFIELD PCT 012	403	203	0	195
0325 PLAINFIELD PCT 014	567	243	0	315
0326 PLAINFIELD PCT 015	388	168	0	214
0330 PLAINFIELD PCT 019	421	194	0	213
0331 PLAINFIELD PCT 020	310	159	0	142
0332 PLAINFIELD PCT 021	225	104	0	115
0333 PLAINFIELD PCT 022	502	159	0	330
0334 PLAINFIELD PCT 023	297	163	0	127
0335 PLAINFIELD PCT 024	337	130	0	201
0337 PLAINFIELD PCT 026	489	249	0	228
0338 PLAINFIELD PCT 027	386	183	0	189
0342 PLAINFIELD PCT 031	370	164	0	202
0343 PLAINFIELD PCT 032	542	243	0	283
0344 PLAINFIELD PCT 033	426	205	0	212
0345 PLAINFIELD PCT 034	284	147	0	131
0350 PLAINFIELD PCT 039	457	164	0	281
0351 PLAINFIELD PCT 040	453	178	0	267
0352 PLAINFIELD PCT 041	425	211	0	212
0355 PLAINFIELD PCT 044	350	193	0	149
0356 PLAINFIELD PCT 045	689	391	0	282
0357 PLAINFIELD PCT 046	410	229	0	171
0358 REED PCT 001	567	251	0	305
0359 REED PCT 002	330	136	0	188
0360 REED PCT 003	203	99	0	98
0361 REED PCT 004	319	153	0	161
0362 REED PCT 005	461	186	0	265

ABSTRACT OF VOTES

Congressional District 11
 GENERAL ELECTION
 NOVEMBER 2, 2010

OFFICIAL RESULTS

VOTES PERCENT		VOTES PERCENT	
01 = BALLOTS CAST	111,651	REPRESENTATIVE IN CONGRESS 11TH CONGRESSIONAL DISTRICT	
		Vote for 1	
		02 = Deborah "Debbie" Halvorson (DEM)	49,208 45.02
		03 = No Candidate Filed (GRN)	0
		04 = Adam Kinzinger (REP)	60,087 54.98

(CONTINUED FROM PREVIOUS PAGE)

	01	02	03	04
0363 TROY PCT 001	550	156	0	379
0364 TROY PCT 002	670	321	0	330
0365 TROY PCT 003	466	224	0	233
0366 TROY PCT 004	336	117	0	206
0367 TROY PCT 005	268	111	0	152
0368 TROY PCT 006	296	135	0	156
0369 TROY PCT 007	437	228	0	195
0370 TROY PCT 008	715	315	0	393
0371 TROY PCT 009	373	138	0	230
0372 TROY PCT 010	738	335	0	387
0373 TROY PCT 011	1181	478	0	682
0374 TROY PCT 012	375	176	0	191
0375 TROY PCT 013	403	216	0	185
0376 TROY PCT 014	319	138	0	179
0377 TROY PCT 015	364	145	0	211
0378 TROY PCT 016	629	188	0	429
0379 TROY PCT 017	587	314	0	258
0380 TROY PCT 018	577	230	0	336
0381 TROY PCT 019	557	223	0	328
0382 TROY PCT 020	623	294	0	319
0383 TROY PCT 021	472	222	0	238
0384 TROY PCT 022	508	187	0	315
0385 TROY PCT 023	324	201	0	120
0386 TROY PCT 024	447	189	0	243
0387 TROY PCT 025	400	153	0	236
0388 TROY PCT 026	531	287	0	233
0389 TROY PCT 027	422	170	0	243
0390 TROY PCT 028	920	391	0	513
0391 TROY PCT 029	371	261	0	104
0392 TROY PCT 030	379	133	0	242
0393 WASHINGTON PCT 001	533	182	0	343
0394 WASHINGTON PCT 002	295	60	0	228
0395 WASHINGTON PCT 003	544	145	0	384
0396 WASHINGTON PCT 004	673	226	0	438
0397 WESLEY PCT 001	432	158	0	266
0398 WESLEY PCT 002	307	146	0	160
0439 WILL PCT 001	659	135	0	514
0440 WILMINGTON PCT 001	194	94	0	94
0441 WILMINGTON PCT 002	340	160	0	176
0442 WILMINGTON PCT 003	660	292	0	357
0443 WILMINGTON PCT 004	307	138	0	155
0444 WILMINGTON PCT 005	465	194	0	263
0445 WILTON PCT 001	415	136	0	273

ABSTRACT OF VOTES

Congressional District 13
 GENERAL ELECTION
 NOVEMBER 2, 2010

OFFICIAL RESULTS

01 = BALLOTS CAST

VOTES PERCENT
 79,722

REPRESENTATIVE IN CONGRESS 13TH CONGRESSIONAL DISTRICT

Vote for 1
 02 = Scott Harper (DEM) 31,282 40.25
 03 = No Candidate Filed (GRN) 0
 04 = Judy Biggert (REP) 46,434 59.75

 01 02 03 04

0028 DU PAGE PCT 001	388	173	0	205
0029 DU PAGE PCT 002	199	63	0	132
0030 DU PAGE PCT 003	216	84	0	126
0031 DU PAGE PCT 004	262	103	0	154
0032 DU PAGE PCT 005	296	143	0	149
0033 DU PAGE PCT 006	321	158	0	159
0034 DU PAGE PCT 007	359	168	0	179
0035 DU PAGE PCT 008	449	215	0	219
0036 DU PAGE PCT 009	255	181	0	70
0037 DU PAGE PCT 010	407	237	0	161
0038 DU PAGE PCT 011	478	262	0	201
0039 DU PAGE PCT 012	443	272	0	167
0040 DU PAGE PCT 013	496	269	0	211
0041 DU PAGE PCT 014	465	228	0	225
0042 DU PAGE PCT 015	325	205	0	113
0043 DU PAGE PCT 016	391	185	0	195
0044 DU PAGE PCT 017	365	179	0	171
0045 DU PAGE PCT 018	517	255	0	258
0046 DU PAGE PCT 019	371	215	0	150
0047 DU PAGE PCT 020	494	219	0	260
0048 DU PAGE PCT 021	356	121	0	226
0049 DU PAGE PCT 022	234	87	0	142
0050 DU PAGE PCT 023	443	245	0	179
0051 DU PAGE PCT 024	427	229	0	186
0052 DU PAGE PCT 025	292	144	0	141
0053 DU PAGE PCT 026	340	202	0	131
0054 DU PAGE PCT 027	429	221	0	201
0055 DU PAGE PCT 028	430	226	0	193
0056 DU PAGE PCT 029	358	206	0	129
0057 DU PAGE PCT 030	563	177	0	369
0058 DU PAGE PCT 031	655	183	0	461
0059 DU PAGE PCT 032	485	147	0	326
0060 DU PAGE PCT 033	333	99	0	225
0061 DU PAGE PCT 034	654	184	0	457
0062 DU PAGE PCT 035	499	209	0	276
0063 DU PAGE PCT 036	472	160	0	301
0064 DU PAGE PCT 037	487	233	0	245
0065 DU PAGE PCT 038	324	215	0	104
0066 DU PAGE PCT 039	336	206	0	120
0067 DU PAGE PCT 040	551	285	0	252
0068 DU PAGE PCT 041	354	171	0	173
0069 DU PAGE PCT 042	383	177	0	196
0070 DU PAGE PCT 043	333	217	0	105
0071 DU PAGE PCT 044	768	209	0	545
0072 DU PAGE PCT 045	531	279	0	242
0073 DU PAGE PCT 046	283	174	0	104
0074 DU PAGE PCT 047	627	375	0	241
0075 DU PAGE PCT 048	551	297	0	241
0076 DU PAGE PCT 049	426	191	0	227
0077 DU PAGE PCT 050	185	149	0	33
0078 DU PAGE PCT 051	498	258	0	230
0079 DU PAGE PCT 052	389	116	0	265
0080 DU PAGE PCT 053	547	281	0	255
0081 DU PAGE PCT 054	345	229	0	108

**For City of Aurora details
 refer to that section of this book.**

ABSTRACT OF VOTES

Congressional District 13
 GENERAL ELECTION
 NOVEMBER 2, 2010

OFFICIAL RESULTS

01 = BALLOTS CAST

VOTES PERCENT
 79,722

REPRESENTATIVE IN CONGRESS 13TH CONGRESSIONAL DISTRICT

Vote for 1
 02 = Scott Harper (DEM) 31,282 40.25
 03 = No Candidate Filed (GRN) 0
 04 = Judy Biggert (REP) 46,434 59.75

(CONTINUED FROM PREVIOUS PAGE)

	01	02	03	04
0082 DU PAGE PCT 055	442	224	0	211
0129 HOMER PCT 001	374	125	0	242
0130 HOMER PCT 002	278	65	0	205
0131 HOMER PCT 003	446	119	0	316
0132 HOMER PCT 004	322	71	0	238
0133 HOMER PCT 005	422	104	0	299
0134 HOMER PCT 006	496	148	0	337
0135 HOMER PCT 007	510	124	0	382
0136 HOMER PCT 008	465	131	0	323
0137 HOMER PCT 009	430	110	0	313
0138 HOMER PCT 010	761	193	0	551
0139 HOMER PCT 011	630	198	0	408
0140 HOMER PCT 012	571	137	0	412
0141 HOMER PCT 013	542	112	0	424
0142 HOMER PCT 014	314	80	0	229
0143 HOMER PCT 015	487	140	0	326
0144 HOMER PCT 016	296	100	0	185
0145 HOMER PCT 017	421	112	0	298
0146 HOMER PCT 018	523	145	0	364
0147 HOMER PCT 019	470	109	0	350
0148 HOMER PCT 020	429	82	0	338
0149 HOMER PCT 021	594	113	0	473
0150 HOMER PCT 022	525	167	0	346
0151 HOMER PCT 023	399	122	0	269
0152 HOMER PCT 024	386	113	0	265
0153 HOMER PCT 025	329	86	0	230
0154 HOMER PCT 026	423	129	0	271
0155 HOMER PCT 027	514	186	0	315
0156 HOMER PCT 028	359	115	0	235
0225 LOCKPORT PCT 001	347	122	0	212
0226 LOCKPORT PCT 002	312	142	0	159
0227 LOCKPORT PCT 003	440	177	0	251
0228 LOCKPORT PCT 004	330	132	0	189
0229 LOCKPORT PCT 005	172	85	0	81
0230 LOCKPORT PCT 006	303	233	0	57
0231 LOCKPORT PCT 007	294	273	0	16
0232 LOCKPORT PCT 008	408	209	0	175
0233 LOCKPORT PCT 009	803	298	0	471
0234 LOCKPORT PCT 010	381	193	0	179
0235 LOCKPORT PCT 011	280	142	0	128
0236 LOCKPORT PCT 012	502	210	0	270
0237 LOCKPORT PCT 013	439	220	0	202
0238 LOCKPORT PCT 014	396	131	0	251
0239 LOCKPORT PCT 015	521	215	0	287
0240 LOCKPORT PCT 016	329	124	0	196
0241 LOCKPORT PCT 017	298	117	0	167
0242 LOCKPORT PCT 018	314	141	0	160
0243 LOCKPORT PCT 019	538	264	0	253
0244 LOCKPORT PCT 020	589	291	0	275
0245 LOCKPORT PCT 021	324	116	0	191
0246 LOCKPORT PCT 022	427	156	0	262
0247 LOCKPORT PCT 023	390	198	0	187
0248 LOCKPORT PCT 024	271	113	0	152
0249 LOCKPORT PCT 025	508	205	0	294

ABSTRACT OF VOTES

Congressional District 13
 GENERAL ELECTION
 NOVEMBER 2, 2010

OFFICIAL RESULTS

01 = BALLOTS CAST

VOTES PERCENT
 79,722

REPRESENTATIVE IN CONGRESS 13TH CONGRESSIONAL DISTRICT
 Vote for 1
 02 = Scott Harper (DEM) 31,282 40.25
 03 = No Candidate Filed (GRN) 0
 04 = Judy Biggert (REP) 46,434 59.75

(CONTINUED FROM PREVIOUS PAGE)

	01	02	03	04
0250 LOCKPORT PCT 026	260	136	0	122
0251 LOCKPORT PCT 027	578	164	0	405
0252 LOCKPORT PCT 028	482	157	0	300
0253 LOCKPORT PCT 029	384	188	0	184
0254 LOCKPORT PCT 030	803	258	0	532
0255 LOCKPORT PCT 031	506	355	0	133
0256 LOCKPORT PCT 032	344	207	0	131
0257 LOCKPORT PCT 033	515	277	0	227
0258 LOCKPORT PCT 034	374	141	0	218
0259 LOCKPORT PCT 035	822	269	0	541
0260 LOCKPORT PCT 036	1468	525	0	918
0261 LOCKPORT PCT 037	381	229	0	143
0312 PLAINFIELD PCT 001	558	179	0	364
0313 PLAINFIELD PCT 002	241	66	0	167
0314 PLAINFIELD PCT 003	314	89	0	218
0315 PLAINFIELD PCT 004	465	217	0	237
0321 PLAINFIELD PCT 010	328	118	0	204
0324 PLAINFIELD PCT 013	302	98	0	199
0327 PLAINFIELD PCT 016	420	144	0	270
0328 PLAINFIELD PCT 017	257	121	0	124
0329 PLAINFIELD PCT 018	287	141	0	136
0336 PLAINFIELD PCT 025	406	147	0	252
0339 PLAINFIELD PCT 028	433	196	0	230
0340 PLAINFIELD PCT 029	208	129	0	78
0341 PLAINFIELD PCT 030	213	131	0	81
0346 PLAINFIELD PCT 035	948	370	0	556
0347 PLAINFIELD PCT 036	454	255	0	188
0348 PLAINFIELD PCT 037	465	223	0	231
0349 PLAINFIELD PCT 038	502	149	0	340
0353 PLAINFIELD PCT 042	265	137	0	124
0354 PLAINFIELD PCT 043	338	164	0	163
0399 WHEATLAND PCT 001	529	117	0	403
0400 WHEATLAND PCT 002	415	124	0	286
0401 WHEATLAND PCT 003	403	128	0	266
0402 WHEATLAND PCT 004	615	204	0	399
0403 WHEATLAND PCT 005	536	165	0	361
0404 WHEATLAND PCT 006	530	152	0	365
0405 WHEATLAND PCT 007	531	165	0	355
0406 WHEATLAND PCT 008	481	135	0	334
0407 WHEATLAND PCT 009	515	138	0	365
0408 WHEATLAND PCT 010	742	231	0	498
0409 WHEATLAND PCT 011	527	148	0	372
0410 WHEATLAND PCT 012	484	163	0	311
0411 WHEATLAND PCT 013	538	191	0	339
0412 WHEATLAND PCT 014	394	118	0	264
0413 WHEATLAND PCT 015	341	130	0	201
0414 WHEATLAND PCT 016	489	146	0	335
0415 WHEATLAND PCT 017	381	92	0	277
0416 WHEATLAND PCT 018	921	305	0	599
0417 WHEATLAND PCT 019	626	289	0	319
0418 WHEATLAND PCT 020	384	113	0	260
0419 WHEATLAND PCT 021	564	121	0	432
0420 WHEATLAND PCT 022	264	133	0	123
0421 WHEATLAND PCT 023	487	162	0	315

ABSTRACT OF VOTES

Congressional District 13
 GENERAL ELECTION
 NOVEMBER 2, 2010

OFFICIAL RESULTS

01 = BALLOTS CAST

VOTES PERCENT
 79,722

REPRESENTATIVE IN CONGRESS 13TH CONGRESSIONAL DISTRICT

VOTES PERCENT

Vote for 1
 02 = Scott Harper (DEM) 31,282 40.25
 03 = No Candidate Filed (GRN) 0
 04 = Judy Biggert (REP) 46,434 59.75

(CONTINUED FROM PREVIOUS PAGE)

	01	02	03	04
0422 WHEATLAND PCT 024	321	92	0	217
0423 WHEATLAND PCT 025	574	212	0	349
0424 WHEATLAND PCT 026	397	87	0	301
0425 WHEATLAND PCT 027	437	208	0	218
0426 WHEATLAND PCT 028	542	234	0	294
0427 WHEATLAND PCT 029	393	177	0	207
0428 WHEATLAND PCT 030	336	58	0	269
0429 WHEATLAND PCT 031	467	135	0	317
0430 WHEATLAND PCT 032	394	121	0	268
0431 WHEATLAND PCT 033	344	86	0	244
0432 WHEATLAND PCT 034	994	378	0	595
0433 WHEATLAND PCT 035	686	215	0	451
0434 WHEATLAND PCT 036	342	103	0	228
0435 WHEATLAND PCT 037	534	185	0	339
0436 WHEATLAND PCT 038	535	165	0	350
0437 WHEATLAND PCT 039	525	155	0	359
0438 WHEATLAND PCT 040	424	138	0	279



Nancy Schultz Voots

W I L L C O U N T Y C L E R K



LEGISLATIVE SUMMARY

(19th, 40th & 43rd DISTRICTS)

**THERE WAS NO ELECTION FOR THE
24th, 38th, 41st, 42nd & 48th DISTRICTS**

ABSTRACT OF VOTES

Legislative District 19
 GENERAL ELECTION
 NOVEMBER 2, 2010

OFFICIAL RESULTS

01 = BALLOTS CAST

VOTES PERCENT

4,827

STATE SENATOR 19TH LEGISLATIVE DISTRICT

Vote for 1

02 = M. Maggie Crotty (DEM)

03 = No Candidate Filed (GRN)

04 = Adam Wojcik (REP)

VOTES PERCENT

2,051 43.60

0

2,653 56.40

	01	02	03	04
0092 FRANKFORT PCT 009	344	134	0	200
0094 FRANKFORT PCT 011	366	144	0	206
0098 FRANKFORT PCT 015	441	168	0	259
0100 FRANKFORT PCT 017	404	154	0	239
0103 FRANKFORT PCT 020	231	122	0	103
0104 FRANKFORT PCT 021	444	213	0	216
0112 FRANKFORT PCT 029	472	186	0	278
0114 FRANKFORT PCT 031	501	203	0	292
0119 FRANKFORT PCT 036	351	205	0	135
0120 FRANKFORT PCT 037	669	279	0	380
0124 FRANKFORT PCT 041	604	243	0	345

ABSTRACT OF VOTES

Legislative District 40
 GENERAL ELECTION
 NOVEMBER 2, 2010

OFFICIAL RESULTS

01 = BALLOTS CAST

VOTES PERCENT
 19,347

STATE SENATOR 40TH LEGISLATIVE DISTRICT

VOTES PERCENT

Vote for 1

- 02 = Toi W. Hutchinson (DEM)
- 03 = No Candidate Filed (GRN)
- 04 = Adam Baumgartner (REP)

9,088 48.11
 0
 9,802 51.89

 01 02 03 04

0010 CRETE PCT 001	425	179	0	237
0011 CRETE PCT 002	497	263	0	227
0012 CRETE PCT 003	344	189	0	147
0013 CRETE PCT 004	295	134	0	155
0014 CRETE PCT 005	146	69	0	74
0015 CRETE PCT 006	420	229	0	184
0016 CRETE PCT 007	619	319	0	294
0017 CRETE PCT 008	554	185	0	361
0018 CRETE PCT 009	369	137	0	224
0019 CRETE PCT 010	569	270	0	288
0020 CRETE PCT 011	535	160	0	369
0021 CRETE PCT 012	387	283	0	99
0022 CRETE PCT 013	662	242	0	410
0023 CRETE PCT 014	655	441	0	206
0024 CRETE PCT 015	448	278	0	164
0025 CRETE PCT 016	544	193	0	331
0026 CRETE PCT 017	412	287	0	118
0083 FLORENCE PCT 001	339	128	0	195
0126 GREEN GARDEN PCT 001	441	92	0	334
0127 GREEN GARDEN PCT 002	513	150	0	354
0128 GREEN GARDEN PCT 003	476	131	0	327
0267 MONEE PCT 001	431	174	0	251
0268 MONEE PCT 002	330	257	0	68
0269 MONEE PCT 003	316	107	0	200
0270 MONEE PCT 004	380	270	0	100
0271 MONEE PCT 005	496	452	0	38
0272 MONEE PCT 006	298	272	0	19
0273 MONEE PCT 007	326	306	0	11
0274 MONEE PCT 008	414	400	0	8
0275 MONEE PCT 009	687	297	0	375
0276 MONEE PCT 010	442	183	0	248
0277 MONEE PCT 011	417	399	0	13
0278 MONEE PCT 012	356	167	0	175
0309 PEOTONE PCT 001	595	227	0	346
0310 PEOTONE PCT 002	659	210	0	431
0311 PEOTONE PCT 003	443	146	0	258
0393 WASHINGTON PCT 001	529	169	0	350
0394 WASHINGTON PCT 002	294	57	0	230
0395 WASHINGTON PCT 003	541	139	0	387
0396 WASHINGTON PCT 004	671	196	0	461
0439 WILL PCT 001	658	165	0	468
0445 WILTON PCT 001	414	136	0	267

ABSTRACT OF VOTES

Legislative District 43
 GENERAL ELECTION
 NOVEMBER 2, 2010

OFFICIAL RESULTS

VOTES PERCENT

VOTES PERCENT

STATE SENATOR 43RD LEGISLATIVE DISTRICT

01 = BALLOTS CAST

64,334

Vote for 1

02 = Arthur "A.J." Wilhelmi (DEM)

38,663 61.18

03 = No Candidate Filed (GRN)

0

04 = Cedra Crenshaw (REP)

24,536 38.82

	01	02	03	04
0028 DU PAGE PCT 001	385	202	0	175
0029 DU PAGE PCT 002	197	92	0	102
0030 DU PAGE PCT 003	215	114	0	94
0031 DU PAGE PCT 004	261	145	0	113
0032 DU PAGE PCT 005	296	167	0	126
0033 DU PAGE PCT 006	321	182	0	132
0034 DU PAGE PCT 007	357	193	0	161
0035 DU PAGE PCT 008	446	246	0	188
0036 DU PAGE PCT 009	249	176	0	70
0037 DU PAGE PCT 010	405	262	0	138
0038 DU PAGE PCT 011	473	285	0	181
0039 DU PAGE PCT 012	441	260	0	175
0040 DU PAGE PCT 013	494	295	0	194
0042 DU PAGE PCT 015	323	217	0	102
0043 DU PAGE PCT 016	335	176	0	151
0044 DU PAGE PCT 017	364	194	0	164
0045 DU PAGE PCT 018	512	285	0	223
0046 DU PAGE PCT 019	370	216	0	148
0047 DU PAGE PCT 020	492	243	0	241
0048 DU PAGE PCT 021	353	158	0	189
0049 DU PAGE PCT 022	234	111	0	115
0050 DU PAGE PCT 023	442	288	0	140
0051 DU PAGE PCT 024	426	257	0	158
0052 DU PAGE PCT 025	292	172	0	112
0053 DU PAGE PCT 026	251	152	0	94
0054 DU PAGE PCT 027	423	241	0	172
0055 DU PAGE PCT 028	429	250	0	169
0056 DU PAGE PCT 029	348	227	0	109
0058 DU PAGE PCT 031	4	1	0	3
0059 DU PAGE PCT 032	365	137	0	220
0062 DU PAGE PCT 035	496	263	0	226
0064 DU PAGE PCT 037	485	259	0	214
0065 DU PAGE PCT 038	319	225	0	90
0066 DU PAGE PCT 039	333	232	0	97
0067 DU PAGE PCT 040	551	321	0	220
0068 DU PAGE PCT 041	353	193	0	159
0069 DU PAGE PCT 042	382	178	0	197
0070 DU PAGE PCT 043	332	229	0	95
0071 DU PAGE PCT 044	767	292	0	461
0072 DU PAGE PCT 045	530	304	0	218
0073 DU PAGE PCT 046	281	179	0	98
0074 DU PAGE PCT 047	623	403	0	203
0075 DU PAGE PCT 048	547	357	0	183
0076 DU PAGE PCT 049	423	202	0	211
0077 DU PAGE PCT 050	184	152	0	30
0078 DU PAGE PCT 051	497	285	0	200
0080 DU PAGE PCT 053	543	301	0	230
0081 DU PAGE PCT 054	345	228	0	110
0082 DU PAGE PCT 055	441	229	0	203
0126 GREEN GARDEN PCT 001	56	19	0	35
0157 JACKSON PCT 001	303	172	0	127
0158 JACKSON PCT 002	431	223	0	200
0159 JACKSON PCT 003	661	316	0	337
0160 JACKSON PCT 004	235	116	0	112

ABSTRACT OF VOTES

Legislative District 43
 GENERAL ELECTION
 NOVEMBER 2, 2010

OFFICIAL RESULTS

01 = BALLOTS CAST

VOTES PERCENT

64,334

STATE SENATOR 43RD LEGISLATIVE DISTRICT

Vote for 1

02 = Arthur "A.J." Wilhelmi (DEM)

03 = No Candidate Filed (GRN)

04 = Cedra Crenshaw (REP)

VOTES PERCENT

38,663 61.18

0

24,536 38.82

(CONTINUED FROM PREVIOUS PAGE)

	01	02	03	04
0161 JOLIET PCT 001	413	240	0	168
0162 JOLIET PCT 002	273	169	0	99
0163 JOLIET PCT 003	256	165	0	87
0164 JOLIET PCT 004	209	133	0	71
0165 JOLIET PCT 005	324	212	0	108
0166 JOLIET PCT 006	311	186	0	117
0167 JOLIET PCT 007	295	171	0	122
0168 JOLIET PCT 008	270	193	0	72
0169 JOLIET PCT 009	301	187	0	111
0170 JOLIET PCT 010	237	144	0	93
0171 JOLIET PCT 011	253	177	0	73
0172 JOLIET PCT 012	545	331	0	208
0173 JOLIET PCT 013	426	270	0	149
0174 JOLIET PCT 014	403	266	0	135
0175 JOLIET PCT 015	312	211	0	98
0176 JOLIET PCT 016	284	224	0	59
0177 JOLIET PCT 017	368	225	0	137
0178 JOLIET PCT 018	178	147	0	27
0179 JOLIET PCT 019	241	152	0	85
0180 JOLIET PCT 020	289	166	0	122
0181 JOLIET PCT 021	318	286	0	25
0182 JOLIET PCT 022	403	249	0	149
0183 JOLIET PCT 023	362	257	0	101
0184 JOLIET PCT 024	314	282	0	26
0185 JOLIET PCT 025	291	220	0	68
0186 JOLIET PCT 026	453	291	0	156
0187 JOLIET PCT 027	328	219	0	103
0188 JOLIET PCT 028	312	222	0	85
0189 JOLIET PCT 029	401	250	0	147
0190 JOLIET PCT 030	230	172	0	57
0191 JOLIET PCT 031	353	217	0	134
0192 JOLIET PCT 032	271	144	0	119
0193 JOLIET PCT 033	281	174	0	104
0194 JOLIET PCT 034	226	149	0	74
0195 JOLIET PCT 035	251	169	0	75
0196 JOLIET PCT 036	170	114	0	52
0197 JOLIET PCT 037	306	258	0	44
0198 JOLIET PCT 038	255	242	0	9
0199 JOLIET PCT 039	439	364	0	66
0200 JOLIET PCT 040	377	239	0	124
0201 JOLIET PCT 041	327	278	0	46
0202 JOLIET PCT 042	385	289	0	92
0203 JOLIET PCT 043	334	310	0	19
0204 JOLIET PCT 044	388	270	0	109
0205 JOLIET PCT 045	187	164	0	21
0206 JOLIET PCT 046	130	125	0	3
0207 JOLIET PCT 047	347	247	0	95
0208 JOLIET PCT 048	216	196	0	17
0209 JOLIET PCT 049	378	229	0	144
0210 JOLIET PCT 050	342	307	0	31
0211 JOLIET PCT 051	277	199	0	73
0212 JOLIET PCT 052	216	173	0	40
0213 JOLIET PCT 053	206	155	0	46
0214 JOLIET PCT 054	284	179	0	101

ABSTRACT OF VOTES

Legislative District 43
 GENERAL ELECTION
 NOVEMBER 2, 2010

OFFICIAL RESULTS

01 = BALLOTS CAST

VOTES PERCENT
 64,334

STATE SENATOR 43RD LEGISLATIVE DISTRICT

VOTES PERCENT

Vote for 1
 02 = Arthur "A.J." Wilhelmi (DEM) 38,663 61.18
 03 = No Candidate Filed (GRN) 0
 04 = Cedra Crenshaw (REP) 24,536 38.82

(CONTINUED FROM PREVIOUS PAGE)

	01	02	03	04
0215 JOLIET PCT 055	256	146	0	108
0216 JOLIET PCT 056	510	397	0	107
0217 JOLIET PCT 057	217	179	0	33
0218 JOLIET PCT 058	147	119	0	26
0219 JOLIET PCT 059	410	262	0	141
0220 JOLIET PCT 060	234	195	0	38
0221 JOLIET PCT 061	203	177	0	25
0222 JOLIET PCT 062	196	176	0	14
0223 JOLIET PCT 063	180	103	0	75
0224 JOLIET PCT 064	270	240	0	25
0225 LOCKPORT PCT 001	345	173	0	163
0226 LOCKPORT PCT 002	312	169	0	129
0227 LOCKPORT PCT 003	437	256	0	172
0228 LOCKPORT PCT 004	328	180	0	142
0229 LOCKPORT PCT 005	171	91	0	74
0230 LOCKPORT PCT 006	298	245	0	46
0231 LOCKPORT PCT 007	285	261	0	20
0232 LOCKPORT PCT 008	406	291	0	109
0233 LOCKPORT PCT 009	803	419	0	365
0234 LOCKPORT PCT 010	381	250	0	126
0235 LOCKPORT PCT 011	280	180	0	95
0236 LOCKPORT PCT 012	464	284	0	173
0237 LOCKPORT PCT 013	435	262	0	162
0238 LOCKPORT PCT 014	396	179	0	209
0239 LOCKPORT PCT 015	515	265	0	236
0240 LOCKPORT PCT 016	324	167	0	148
0241 LOCKPORT PCT 017	298	156	0	135
0242 LOCKPORT PCT 018	312	168	0	138
0243 LOCKPORT PCT 019	533	334	0	191
0244 LOCKPORT PCT 020	588	345	0	235
0245 LOCKPORT PCT 021	323	160	0	152
0246 LOCKPORT PCT 022	427	226	0	190
0247 LOCKPORT PCT 023	390	238	0	148
0248 LOCKPORT PCT 024	271	144	0	126
0249 LOCKPORT PCT 025	506	294	0	205
0250 LOCKPORT PCT 026	260	154	0	102
0251 LOCKPORT PCT 027	578	203	0	367
0252 LOCKPORT PCT 028	479	231	0	231
0253 LOCKPORT PCT 029	382	237	0	138
0254 LOCKPORT PCT 030	803	309	0	481
0255 LOCKPORT PCT 031	500	378	0	110
0256 LOCKPORT PCT 032	343	224	0	111
0257 LOCKPORT PCT 033	512	330	0	176
0258 LOCKPORT PCT 034	374	184	0	175
0259 LOCKPORT PCT 035	822	398	0	419
0260 LOCKPORT PCT 036	1468	744	0	705
0261 LOCKPORT PCT 037	380	256	0	120
0262 MANHATTAN PCT 001	496	222	0	255
0263 MANHATTAN PCT 002	846	362	0	455
0264 MANHATTAN PCT 003	420	213	0	202
0265 MANHATTAN PCT 004	565	203	0	343
0266 MANHATTAN PCT 005	872	414	0	441
0323 PLAINFIELD PCT 012	403	230	0	169
0337 PLAINFIELD PCT 026	153	90	0	60

ABSTRACT OF VOTES

Legislative District 43
 GENERAL ELECTION
 NOVEMBER 2, 2010

OFFICIAL RESULTS

	VOTES	PERCENT		VOTES	PERCENT
01 = BALLOTS CAST	64,334		STATE SENATOR 43RD LEGISLATIVE DISTRICT		
			Vote for 1		
			02 = Arthur "A.J." Wilhelmi (DEM)	38,663	61.18
			03 = No Candidate Filed (GRN)	0	
			04 = Cedra Crenshaw (REP)	24,536	38.82

(CONTINUED FROM PREVIOUS PAGE)

	01	02	03	04
0364 TROY PCT 002	670	391	0	266
0365 TROY PCT 003	464	288	0	173
0368 TROY PCT 006	295	170	0	123
0369 TROY PCT 007	434	272	0	153
0370 TROY PCT 008	710	392	0	308
0371 TROY PCT 009	105	43	0	61
0376 TROY PCT 014	318	145	0	168
0385 TROY PCT 023	321	210	0	107
0391 TROY PCT 029	366	252	0	109
0392 TROY PCT 030	377	157	0	216



Nancy Schultz Voots

W I L L C O U N T Y C L E R K

A stylized graphic of the American flag, with the stars and stripes rendered in a soft, glowing blue and white color scheme, positioned behind the main title.

REPRESENTATIVE SUMMARY

**(37th, 48th, 75th, 79th, 80th, 81st, 82nd,
84th, 85th, 86th & 96th DISTRICTS)**

ABSTRACT OF VOTES

Representative Dist 37
 GENERAL ELECTION
 NOVEMBER 2, 2010

OFFICIAL RESULTS

01 = BALLOTS CAST

VOTES PERCENT

4,827

REPRESENTATIVE IN THE GENERAL ASSEMBLY
 37TH REPRESENTATIVE DISTRICT

Vote for 1

02 = Kevin A. McCarthy (DEM)

03 = No Candidate Filed (GRN)

04 = Jeffrey L. Junkas (REP)

VOTES PERCENT

2,491 52.35

0

2,267 47.65

 01 02 03 04

0092 FRANKFORT PCT 009	344	163	0	176
0094 FRANKFORT PCT 011	366	162	0	198
0098 FRANKFORT PCT 015	441	211	0	225
0100 FRANKFORT PCT 017	404	210	0	186
0103 FRANKFORT PCT 020	231	131	0	95
0104 FRANKFORT PCT 021	444	244	0	194
0112 FRANKFORT PCT 029	472	230	0	237
0114 FRANKFORT PCT 031	501	244	0	251
0119 FRANKFORT PCT 036	351	218	0	125
0120 FRANKFORT PCT 037	669	366	0	295
0124 FRANKFORT PCT 041	604	312	0	285

ABSTRACT OF VOTES

Representative Dist 48
 GENERAL ELECTION
 NOVEMBER 2, 2010

OFFICIAL RESULTS

01 = BALLOTS CAST

VOTES PERCENT

3,769

REPRESENTATIVE IN THE GENERAL ASSEMBLY
 48TH REPRESENTATIVE DISTRICT

VOTES PERCENT

Vote for 1

02 = Barbara Green (DEM)

1,271 34.94

03 = No Candidate Filed (GRN)

0

04 = Michael G. Connelly (REP)

2,367 65.06

 01 02 03 04

0041 DU PAGE PCT 014	458	231	0	218
0043 DU PAGE PCT 016	53	29	0	21
0053 DU PAGE PCT 026	84	64	0	19
0057 DU PAGE PCT 030	561	167	0	368
0058 DU PAGE PCT 031	650	175	0	456
0059 DU PAGE PCT 032	119	35	0	81
0060 DU PAGE PCT 033	332	108	0	216
0061 DU PAGE PCT 034	652	172	0	457
0063 DU PAGE PCT 036	471	175	0	271
0079 DU PAGE PCT 052	389	115	0	260

ABSTRACT OF VOTES

Representative Dist 75
 GENERAL ELECTION
 NOVEMBER 2, 2010

OFFICIAL RESULTS

01 = BALLOTS CAST

VOTES PERCENT
 8,860

REPRESENTATIVE IN THE GENERAL ASSEMBLY
 75TH REPRESENTATIVE DISTRICT

VOTES PERCENT

Vote for 1

02 = Careen M. Gordon (DEM)
 03 = No Candidate Filed (GRN)
 04 = Sue Rezin (REP)

3,937 45.05
 0
 4,802 54.95

 01 02 03 04

0001 CHANNAHON PCT 001	335	146	0	185
0002 CHANNAHON PCT 002	304	164	0	138
0003 CHANNAHON PCT 003	411	207	0	196
0004 CHANNAHON PCT 004	566	262	0	296
0005 CHANNAHON PCT 005	361	127	0	228
0006 CHANNAHON PCT 006	417	167	0	241
0007 CHANNAHON PCT 007	408	139	0	263
0008 CHANNAHON PCT 008	593	255	0	326
0009 CHANNAHON PCT 009	316	133	0	177
0027 CUSTER PCT 001	583	248	0	332
0358 REED PCT 001	566	283	0	278
0359 REED PCT 002	329	154	0	171
0360 REED PCT 003	203	104	0	97
0361 REED PCT 004	319	169	0	150
0362 REED PCT 005	461	195	0	260
0397 WESLEY PCT 001	428	159	0	262
0398 WESLEY PCT 002	306	139	0	163
0440 WILMINGTON PCT 001	194	93	0	95
0441 WILMINGTON PCT 002	339	170	0	167
0442 WILMINGTON PCT 003	657	289	0	359
0443 WILMINGTON PCT 004	305	134	0	161
0444 WILMINGTON PCT 005	459	200	0	257

ABSTRACT OF VOTES

Representative Dist 79
 GENERAL ELECTION
 NOVEMBER 2, 2010

OFFICIAL RESULTS

01 = BALLOTS CAST

VOTES PERCENT
 10,418

REPRESENTATIVE IN THE GENERAL ASSEMBLY
 79TH REPRESENTATIVE DISTRICT

VOTES PERCENT

Vote for 1

02 = Lisa M. Dugan (DEM)

4,594 44.61

03 = George Ochsenfeld (GRN)

1,334 12.96

04 = Nick Been (REP)

4,369 42.43

 01 02 03 04

0083 FLORENCE PCT 001	339	143	10	177
0126 GREEN GARDEN PCT 001	441	102	34	299
0127 GREEN GARDEN PCT 002	513	123	81	304
0128 GREEN GARDEN PCT 003	476	123	41	304
0267 MONEE PCT 001	431	156	73	196
0268 MONEE PCT 002	330	245	22	62
0269 MONEE PCT 003	316	108	56	148
0270 MONEE PCT 004	380	264	28	84
0271 MONEE PCT 005	496	442	19	28
0272 MONEE PCT 006	298	268	9	14
0273 MONEE PCT 007	326	305	2	11
0274 MONEE PCT 008	414	398	7	4
0275 MONEE PCT 009	687	288	140	256
0276 MONEE PCT 010	442	228	47	162
0277 MONEE PCT 011	417	403	5	8
0278 MONEE PCT 012	356	169	43	142
0309 PEOTONE PCT 001	595	148	110	334
0310 PEOTONE PCT 002	659	167	106	377
0311 PEOTONE PCT 003	443	85	92	255
0393 WASHINGTON PCT 001	168	41	34	92
0394 WASHINGTON PCT 002	294	52	77	161
0395 WASHINGTON PCT 003	525	135	111	272
0439 WILL PCT 001	658	103	166	386
0445 WILTON PCT 001	414	98	21	293

ABSTRACT OF VOTES

Representative Dist 80
 GENERAL ELECTION
 NOVEMBER 2, 2010

OFFICIAL RESULTS

01 = BALLOTS CAST

VOTES PERCENT
 8,929

REPRESENTATIVE IN THE GENERAL ASSEMBLY
 80TH REPRESENTATIVE DISTRICT

VOTES PERCENT

Vote for 1

02 = Anthony DeLuca (DEM)

03 = No Candidate Filed (GRN)

04 = No Candidate Filed (REP)

6,846 100.00
 0
 0

 01 02 03 04

0010 CRETE PCT 001	425	307	0	0
0011 CRETE PCT 002	497	399	0	0
0012 CRETE PCT 003	344	284	0	0
0013 CRETE PCT 004	295	236	0	0
0014 CRETE PCT 005	146	123	0	0
0015 CRETE PCT 006	420	344	0	0
0016 CRETE PCT 007	619	484	0	0
0017 CRETE PCT 008	554	378	0	0
0018 CRETE PCT 009	369	267	0	0
0019 CRETE PCT 010	569	455	0	0
0020 CRETE PCT 011	535	350	0	0
0021 CRETE PCT 012	387	340	0	0
0022 CRETE PCT 013	662	463	0	0
0023 CRETE PCT 014	655	563	0	0
0024 CRETE PCT 015	448	378	0	0
0025 CRETE PCT 016	544	386	0	0
0026 CRETE PCT 017	412	350	0	0
0393 WASHINGTON PCT 001	361	258	0	0
0395 WASHINGTON PCT 003	16	12	0	0
0396 WASHINGTON PCT 004	671	469	0	0

ABSTRACT OF VOTES

Representative Dist 81
 GENERAL ELECTION
 NOVEMBER 2, 2010

OFFICIAL RESULTS

01 = BALLOTS CAST

VOTES PERCENT

42,837

REPRESENTATIVE IN THE GENERAL ASSEMBLY
 81ST REPRESENTATIVE DISTRICT

VOTES PERCENT

Vote for 1

02 = John F. Unhoch (DEM)	10,527	25.24
03 = No Candidate Filed (GRN)	0	
04 = Renee Kose1 (REP)	31,049	74.44
05 = WRITE-IN	133	.32

	01	02	03	04	05
0084 FRANKFORT PCT 001	407	92	0	312	0
0085 FRANKFORT PCT 002	730	176	0	507	4
0086 FRANKFORT PCT 003	581	139	0	415	3
0087 FRANKFORT PCT 004	303	87	0	202	0
0088 FRANKFORT PCT 005	413	107	0	292	3
0089 FRANKFORT PCT 006	519	148	0	353	4
0090 FRANKFORT PCT 007	363	81	0	275	0
0091 FRANKFORT PCT 008	453	90	0	345	5
0093 FRANKFORT PCT 010	598	166	0	406	1
0095 FRANKFORT PCT 012	772	225	0	526	2
0096 FRANKFORT PCT 013	522	129	0	376	4
0097 FRANKFORT PCT 014	483	143	0	321	3
0099 FRANKFORT PCT 016	390	80	0	304	0
0101 FRANKFORT PCT 018	394	66	0	319	1
0102 FRANKFORT PCT 019	484	127	0	340	1
0105 FRANKFORT PCT 022	542	126	0	406	1
0106 FRANKFORT PCT 023	396	114	0	263	0
0107 FRANKFORT PCT 024	426	95	0	310	1
0108 FRANKFORT PCT 025	639	155	0	466	4
0109 FRANKFORT PCT 026	620	129	0	468	1
0110 FRANKFORT PCT 027	668	158	0	488	2
0111 FRANKFORT PCT 028	613	95	0	498	3
0112 FRANKFORT PCT 029	221	64	0	145	0
0113 FRANKFORT PCT 030	401	102	0	291	0
0115 FRANKFORT PCT 032	606	129	0	461	4
0116 FRANKFORT PCT 033	397	95	0	293	1
0117 FRANKFORT PCT 034	446	68	0	368	1
0118 FRANKFORT PCT 035	573	140	0	414	1
0121 FRANKFORT PCT 038	466	101	0	335	1
0122 FRANKFORT PCT 039	549	103	0	433	2
0123 FRANKFORT PCT 040	407	128	0	261	2
0125 FRANKFORT PCT 042	689	145	0	531	3
0129 HOMER PCT 001	373	103	0	260	2
0130 HOMER PCT 002	278	52	0	221	0
0131 HOMER PCT 003	438	105	0	313	1
0132 HOMER PCT 004	322	67	0	243	0
0133 HOMER PCT 005	421	92	0	315	1
0134 HOMER PCT 006	495	138	0	348	1
0135 HOMER PCT 007	510	109	0	394	0
0136 HOMER PCT 008	465	118	0	339	3
0137 HOMER PCT 009	430	100	0	323	1
0138 HOMER PCT 010	759	166	0	567	2
0139 HOMER PCT 011	626	187	0	415	1
0140 HOMER PCT 012	571	120	0	427	2
0141 HOMER PCT 013	503	90	0	405	0
0142 HOMER PCT 014	314	69	0	236	0
0143 HOMER PCT 015	484	141	0	325	0
0144 HOMER PCT 016	296	95	0	189	0
0145 HOMER PCT 017	420	91	0	314	3
0146 HOMER PCT 018	523	138	0	361	2
0147 HOMER PCT 019	323	74	0	242	0
0148 HOMER PCT 020	428	75	0	346	0

ABSTRACT OF VOTES

Representative Dist 81
 GENERAL ELECTION
 NOVEMBER 2, 2010

OFFICIAL RESULTS

01 = BALLOTS CAST

VOTES PERCENT

42,837

REPRESENTATIVE IN THE GENERAL ASSEMBLY
 81ST REPRESENTATIVE DISTRICT

VOTES PERCENT

Vote for 1

02 = John F. Unhoch (DEM)

10,527 25.24

03 = No Candidate Filed (GRN)

0

04 = Renee Kose1 (REP)

31,049 74.44

05 = WRITE-IN

133 .32

(CONTINUED FROM PREVIOUS PAGE)

	01	02	03	04	05
0149 HOMER PCT 021	593	96	0	484	4
0150 HOMER PCT 022	525	157	0	353	0
0151 HOMER PCT 023	398	101	0	289	2
0152 HOMER PCT 024	386	118	0	259	0
0153 HOMER PCT 025	328	87	0	228	2
0154 HOMER PCT 026	423	127	0	270	2
0155 HOMER PCT 027	513	181	0	319	2
0156 HOMER PCT 028	359	104	0	246	3
0279 NEW LENOX PCT 001	264	71	0	186	0
0280 NEW LENOX PCT 002	430	116	0	304	2
0281 NEW LENOX PCT 003	573	152	0	395	5
0282 NEW LENOX PCT 004	605	137	0	454	4
0283 NEW LENOX PCT 005	748	234	0	492	2
0284 NEW LENOX PCT 006	385	78	0	298	0
0285 NEW LENOX PCT 007	574	145	0	416	2
0286 NEW LENOX PCT 008	447	142	0	295	2
0287 NEW LENOX PCT 009	407	118	0	282	1
0288 NEW LENOX PCT 010	437	97	0	325	1
0289 NEW LENOX PCT 011	520	137	0	374	0
0290 NEW LENOX PCT 012	881	153	0	712	1
0291 NEW LENOX PCT 013	589	178	0	393	7
0292 NEW LENOX PCT 014	392	95	0	283	4
0293 NEW LENOX PCT 015	290	62	0	224	0
0294 NEW LENOX PCT 016	350	90	0	250	2
0295 NEW LENOX PCT 017	321	96	0	218	1
0296 NEW LENOX PCT 018	410	100	0	302	1
0297 NEW LENOX PCT 019	402	98	0	295	1
0298 NEW LENOX PCT 020	645	177	0	450	1
0299 NEW LENOX PCT 021	340	82	0	246	0
0300 NEW LENOX PCT 022	634	149	0	466	1
0301 NEW LENOX PCT 023	371	106	0	258	1
0302 NEW LENOX PCT 024	862	240	0	606	1
0303 NEW LENOX PCT 025	457	121	0	328	0
0304 NEW LENOX PCT 026	419	92	0	314	0
0305 NEW LENOX PCT 027	387	99	0	282	0
0306 NEW LENOX PCT 028	426	83	0	334	1
0307 NEW LENOX PCT 029	334	99	0	230	0
0308 NEW LENOX PCT 030	362	76	0	282	0

ABSTRACT OF VOTES

Representative Dist 82
 GENERAL ELECTION
 NOVEMBER 2, 2010

OFFICIAL RESULTS

01 = BALLOTS CAST

VOTES PERCENT

191

REPRESENTATIVE IN THE GENERAL ASSEMBLY
 82ND REPRESENTATIVE DISTRICT

VOTES PERCENT

Vote for 1

02 = Matthew T. Mostowik (DEM)

42 22.58

03 = No Candidate Filed (GRN)

0

04 = Jim Durkin (REP)

144 77.42

	01	02	03	04
0131 HOMER PCT 003	7	4	0	3
0141 HOMER PCT 013	38	9	0	29
0147 HOMER PCT 019	146	29	0	112

0131 HOMER PCT 003
 0141 HOMER PCT 013
 0147 HOMER PCT 019

ABSTRACT OF VOTES

Representative Dist 84
 GENERAL ELECTION
 NOVEMBER 2, 2010

OFFICIAL RESULTS

01 = BALLOTS CAST

VOTES PERCENT
 39,765

REPRESENTATIVE IN THE GENERAL ASSEMBLY
 84TH REPRESENTATIVE DISTRICT

VOTES PERCENT

Vote for 1

02 = Dennis Grosskopf (DEM)	12,085	30.99
03 = No Candidate Filed (GRN)	0	
04 = Tom Cross (REP)	26,916	69.01

 01 02 03 04

0236 LOCKPORT PCT 012	37	9	0	26
0312 PLAINFIELD PCT 001	558	131	0	413
0313 PLAINFIELD PCT 002	241	44	0	193
0314 PLAINFIELD PCT 003	314	56	0	252
0315 PLAINFIELD PCT 004	492	191	0	293
0316 PLAINFIELD PCT 005	387	115	0	269
0317 PLAINFIELD PCT 006	514	151	0	348
0318 PLAINFIELD PCT 007	401	127	0	271
0319 PLAINFIELD PCT 008	745	141	0	593
0320 PLAINFIELD PCT 009	510	160	0	347
0321 PLAINFIELD PCT 010	326	77	0	245
0322 PLAINFIELD PCT 011	305	62	0	235
0324 PLAINFIELD PCT 013	300	58	0	241
0325 PLAINFIELD PCT 014	566	146	0	414
0326 PLAINFIELD PCT 015	387	118	0	265
0327 PLAINFIELD PCT 016	419	100	0	312
0328 PLAINFIELD PCT 017	257	112	0	137
0329 PLAINFIELD PCT 018	287	132	0	151
0330 PLAINFIELD PCT 019	421	93	0	317
0331 PLAINFIELD PCT 020	309	113	0	188
0332 PLAINFIELD PCT 021	224	65	0	155
0333 PLAINFIELD PCT 022	502	100	0	395
0334 PLAINFIELD PCT 023	297	112	0	182
0335 PLAINFIELD PCT 024	335	73	0	261
0336 PLAINFIELD PCT 025	406	119	0	282
0337 PLAINFIELD PCT 026	333	105	0	220
0338 PLAINFIELD PCT 027	385	132	0	248
0339 PLAINFIELD PCT 028	432	162	0	265
0340 PLAINFIELD PCT 029	206	115	0	85
0341 PLAINFIELD PCT 030	213	122	0	86
0342 PLAINFIELD PCT 031	370	116	0	251
0343 PLAINFIELD PCT 032	539	173	0	353
0344 PLAINFIELD PCT 033	425	141	0	278
0345 PLAINFIELD PCT 034	284	115	0	163
0346 PLAINFIELD PCT 035	947	323	0	611
0347 PLAINFIELD PCT 036	453	218	0	221
0348 PLAINFIELD PCT 037	463	195	0	260
0349 PLAINFIELD PCT 038	502	105	0	386
0350 PLAINFIELD PCT 039	456	115	0	332
0351 PLAINFIELD PCT 040	451	109	0	333
0352 PLAINFIELD PCT 041	424	153	0	267
0353 PLAINFIELD PCT 042	264	127	0	132
0354 PLAINFIELD PCT 043	335	149	0	180
0355 PLAINFIELD PCT 044	349	143	0	192
0356 PLAINFIELD PCT 045	688	321	0	357
0357 PLAINFIELD PCT 046	410	171	0	229
0363 TROY PCT 001	549	118	0	414
0366 TROY PCT 004	336	71	0	244
0367 TROY PCT 005	268	62	0	201
0371 TROY PCT 009	265	66	0	197
0372 TROY PCT 010	737	239	0	481
0373 TROY PCT 011	1181	313	0	852
0374 TROY PCT 012	372	122	0	240

**For City of Aurora details
 refer to that section of this book.**

ABSTRACT OF VOTES

Representative Dist 84
 GENERAL ELECTION
 NOVEMBER 2, 2010

OFFICIAL RESULTS

01 = BALLOTS CAST

VOTES PERCENT
 39,765

REPRESENTATIVE IN THE GENERAL ASSEMBLY
 84TH REPRESENTATIVE DISTRICT

VOTES PERCENT

Vote for 1

02 = Dennis Grosskopf (DEM)
 03 = No Candidate Filed (GRN)
 04 = Tom Cross (REP)

12,085 30.99
 0
 26,916 69.01

(CONTINUED FROM PREVIOUS PAGE)

	01	02	03	04
0375 TROY PCT 013	400	153	0	242
0377 TROY PCT 015	364	106	0	255
0378 TROY PCT 016	629	118	0	498
0379 TROY PCT 017	583	237	0	332
0380 TROY PCT 018	576	131	0	436
0381 TROY PCT 019	556	152	0	396
0382 TROY PCT 020	621	213	0	394
0383 TROY PCT 021	469	176	0	283
0384 TROY PCT 022	508	134	0	364
0386 TROY PCT 024	447	131	0	304
0387 TROY PCT 025	400	96	0	294
0388 TROY PCT 026	530	216	0	305
0389 TROY PCT 027	421	127	0	285
0390 TROY PCT 028	918	301	0	609
0399 WHEATLAND PCT 001	526	97	0	419
0406 WHEATLAND PCT 008	479	124	0	344
0411 WHEATLAND PCT 013	171	67	0	98
0415 WHEATLAND PCT 017	381	72	0	303
0416 WHEATLAND PCT 018	919	243	0	665
0417 WHEATLAND PCT 019	622	281	0	325
0422 WHEATLAND PCT 024	321	64	0	251
0423 WHEATLAND PCT 025	574	185	0	381
0424 WHEATLAND PCT 026	397	77	0	311
0425 WHEATLAND PCT 027	437	190	0	239
0426 WHEATLAND PCT 028	539	179	0	348
0429 WHEATLAND PCT 031	462	104	0	340
0430 WHEATLAND PCT 032	394	106	0	280
0431 WHEATLAND PCT 033	343	79	0	248
0432 WHEATLAND PCT 034	990	349	0	626
0433 WHEATLAND PCT 035	684	166	0	507
0434 WHEATLAND PCT 036	341	74	0	260
0435 WHEATLAND PCT 037	530	158	0	359
0436 WHEATLAND PCT 038	534	155	0	358
0437 WHEATLAND PCT 039	522	118	0	394

ABSTRACT OF VOTES

Representative Dist 85
 GENERAL ELECTION
 NOVEMBER 2, 2010

OFFICIAL RESULTS

01 = BALLOTS CAST

VOTES PERCENT

36,220

REPRESENTATIVE IN THE GENERAL ASSEMBLY
 85TH REPRESENTATIVE DISTRICT

VOTES PERCENT

Vote for 1

02 = Emily McAsey (DEM)

21,740 60.88

03 = No Candidate Filed (GRN)

0

04 = Maripat Oliver (REP)

13,969 39.12

 01 02 03 04

0028 DU PAGE PCT 001	385	224	0	157
0029 DU PAGE PCT 002	197	91	0	102
0030 DU PAGE PCT 003	215	132	0	79
0031 DU PAGE PCT 004	261	148	0	112
0032 DU PAGE PCT 005	296	183	0	112
0033 DU PAGE PCT 006	321	199	0	118
0034 DU PAGE PCT 007	357	226	0	129
0035 DU PAGE PCT 008	446	264	0	174
0036 DU PAGE PCT 009	249	186	0	62
0037 DU PAGE PCT 010	405	261	0	135
0038 DU PAGE PCT 011	473	312	0	154
0039 DU PAGE PCT 012	441	302	0	137
0040 DU PAGE PCT 013	494	313	0	176
0042 DU PAGE PCT 015	323	242	0	77
0043 DU PAGE PCT 016	335	185	0	144
0044 DU PAGE PCT 017	364	205	0	156
0045 DU PAGE PCT 018	512	297	0	211
0046 DU PAGE PCT 019	370	232	0	130
0047 DU PAGE PCT 020	492	272	0	215
0048 DU PAGE PCT 021	353	179	0	169
0049 DU PAGE PCT 022	234	118	0	114
0050 DU PAGE PCT 023	442	293	0	144
0051 DU PAGE PCT 024	426	281	0	140
0052 DU PAGE PCT 025	292	188	0	100
0053 DU PAGE PCT 026	251	158	0	89
0054 DU PAGE PCT 027	423	263	0	157
0055 DU PAGE PCT 028	429	297	0	130
0056 DU PAGE PCT 029	348	237	0	99
0058 DU PAGE PCT 031	4	1	0	2
0059 DU PAGE PCT 032	365	164	0	197
0062 DU PAGE PCT 035	496	264	0	227
0064 DU PAGE PCT 037	485	298	0	183
0065 DU PAGE PCT 038	319	234	0	81
0066 DU PAGE PCT 039	333	248	0	79
0067 DU PAGE PCT 040	551	355	0	190
0068 DU PAGE PCT 041	353	186	0	164
0069 DU PAGE PCT 042	382	202	0	178
0070 DU PAGE PCT 043	332	252	0	74
0071 DU PAGE PCT 044	767	326	0	430
0072 DU PAGE PCT 045	530	339	0	185
0073 DU PAGE PCT 046	281	198	0	81
0074 DU PAGE PCT 047	623	432	0	182
0075 DU PAGE PCT 048	547	377	0	162
0076 DU PAGE PCT 049	423	236	0	181
0077 DU PAGE PCT 050	184	159	0	22
0078 DU PAGE PCT 051	497	350	0	146
0080 DU PAGE PCT 053	543	332	0	205
0081 DU PAGE PCT 054	345	261	0	84
0082 DU PAGE PCT 055	441	277	0	161
0225 LOCKPORT PCT 001	345	182	0	154
0226 LOCKPORT PCT 002	312	189	0	115
0227 LOCKPORT PCT 003	437	254	0	179
0228 LOCKPORT PCT 004	328	187	0	140

ABSTRACT OF VOTES

Representative Dist 85
 GENERAL ELECTION
 NOVEMBER 2, 2010

OFFICIAL RESULTS

01 = BALLOTS CAST

VOTES PERCENT
 36,220

REPRESENTATIVE IN THE GENERAL ASSEMBLY
 85TH REPRESENTATIVE DISTRICT

VOTES PERCENT

Vote for 1

02 = Emily McAsey (DEM)

21,740 60.88

03 = No Candidate Filed (GRN)

0

04 = Maripat Oliver (REP)

13,969 39.12

(CONTINUED FROM PREVIOUS PAGE)

	01	02	03	04
0229 LOCKPORT PCT 005	171	106	0	62
0230 LOCKPORT PCT 006	298	249	0	44
0231 LOCKPORT PCT 007	285	275	0	6
0232 LOCKPORT PCT 008	406	256	0	141
0233 LOCKPORT PCT 009	803	434	0	353
0234 LOCKPORT PCT 010	381	232	0	143
0235 LOCKPORT PCT 011	280	171	0	106
0236 LOCKPORT PCT 012	464	252	0	198
0237 LOCKPORT PCT 013	435	279	0	143
0238 LOCKPORT PCT 014	396	189	0	198
0239 LOCKPORT PCT 015	515	293	0	210
0240 LOCKPORT PCT 016	324	173	0	141
0241 LOCKPORT PCT 017	298	166	0	128
0242 LOCKPORT PCT 018	312	189	0	120
0243 LOCKPORT PCT 019	533	328	0	191
0244 LOCKPORT PCT 020	588	366	0	212
0245 LOCKPORT PCT 021	323	191	0	123
0246 LOCKPORT PCT 022	427	223	0	200
0247 LOCKPORT PCT 023	390	259	0	128
0248 LOCKPORT PCT 024	271	157	0	111
0249 LOCKPORT PCT 025	506	261	0	237
0250 LOCKPORT PCT 026	260	167	0	92
0251 LOCKPORT PCT 027	578	232	0	339
0252 LOCKPORT PCT 028	479	258	0	211
0253 LOCKPORT PCT 029	382	246	0	129
0254 LOCKPORT PCT 030	803	327	0	461
0255 LOCKPORT PCT 031	500	408	0	86
0256 LOCKPORT PCT 032	343	243	0	97
0257 LOCKPORT PCT 033	512	332	0	177
0258 LOCKPORT PCT 034	374	208	0	157
0259 LOCKPORT PCT 035	822	380	0	430
0260 LOCKPORT PCT 036	1468	696	0	747
0261 LOCKPORT PCT 037	380	279	0	99
0323 PLAINFIELD PCT 012	403	233	0	167
0337 PLAINFIELD PCT 026	153	91	0	58

ABSTRACT OF VOTES

Representative Dist 86
 GENERAL ELECTION
 NOVEMBER 2, 2010

OFFICIAL RESULTS

01 = BALLOTS CAST

VOTES PERCENT
 28,114

REPRESENTATIVE IN THE GENERAL ASSEMBLY
 86TH REPRESENTATIVE DISTRICT

VOTES PERCENT

Vote for 1

02 = Jack McGuire (DEM)
 03 = No Candidate Filed (GRN)
 04 = Ryan Eggert (REP)

16,675 60.38
 0
 10,942 39.62

 01 02 03 04

0126 GREEN GARDEN PCT 001	56	14	0	40
0157 JACKSON PCT 001	303	146	0	149
0158 JACKSON PCT 002	431	213	0	208
0159 JACKSON PCT 003	661	285	0	361
0160 JACKSON PCT 004	235	115	0	115
0161 JOLIET PCT 001	413	197	0	212
0162 JOLIET PCT 002	273	138	0	133
0163 JOLIET PCT 003	256	136	0	114
0164 JOLIET PCT 004	209	122	0	86
0165 JOLIET PCT 005	324	185	0	133
0166 JOLIET PCT 006	311	185	0	120
0167 JOLIET PCT 007	295	154	0	139
0168 JOLIET PCT 008	270	193	0	73
0169 JOLIET PCT 009	301	173	0	120
0170 JOLIET PCT 010	237	144	0	93
0171 JOLIET PCT 011	253	180	0	70
0172 JOLIET PCT 012	545	275	0	267
0173 JOLIET PCT 013	426	208	0	215
0174 JOLIET PCT 014	403	213	0	185
0175 JOLIET PCT 015	312	187	0	121
0176 JOLIET PCT 016	284	218	0	64
0177 JOLIET PCT 017	368	177	0	186
0178 JOLIET PCT 018	178	146	0	31
0179 JOLIET PCT 019	241	142	0	99
0180 JOLIET PCT 020	289	135	0	152
0181 JOLIET PCT 021	318	297	0	16
0182 JOLIET PCT 022	403	183	0	213
0183 JOLIET PCT 023	362	192	0	163
0184 JOLIET PCT 024	314	303	0	9
0185 JOLIET PCT 025	291	213	0	74
0186 JOLIET PCT 026	453	244	0	204
0187 JOLIET PCT 027	328	189	0	135
0188 JOLIET PCT 028	312	192	0	113
0189 JOLIET PCT 029	401	201	0	195
0190 JOLIET PCT 030	230	165	0	62
0191 JOLIET PCT 031	353	169	0	179
0192 JOLIET PCT 032	271	134	0	129
0193 JOLIET PCT 033	281	130	0	147
0194 JOLIET PCT 034	226	134	0	92
0195 JOLIET PCT 035	251	160	0	86
0196 JOLIET PCT 036	170	105	0	61
0197 JOLIET PCT 037	306	263	0	39
0198 JOLIET PCT 038	255	247	0	5
0199 JOLIET PCT 039	439	374	0	55
0200 JOLIET PCT 040	377	225	0	132
0201 JOLIET PCT 041	327	265	0	54
0202 JOLIET PCT 042	385	286	0	95
0203 JOLIET PCT 043	334	314	0	17
0204 JOLIET PCT 044	388	257	0	126
0205 JOLIET PCT 045	187	163	0	20
0206 JOLIET PCT 046	130	128	0	0
0207 JOLIET PCT 047	347	255	0	87
0208 JOLIET PCT 048	216	206	0	6

ABSTRACT OF VOTES

Representative Dist 86
 GENERAL ELECTION
 NOVEMBER 2, 2010

OFFICIAL RESULTS

01 = BALLOTS CAST

VOTES PERCENT

28,114

REPRESENTATIVE IN THE GENERAL ASSEMBLY
 86TH REPRESENTATIVE DISTRICT

Vote for 1

02 = Jack McGuire (DEM)

03 = No Candidate Filed (GRN)

04 = Ryan Eggert (REP)

VOTES PERCENT

16,675 60.38

0

10,942 39.62

(CONTINUED FROM PREVIOUS PAGE)

	01	02	03	04
0209 JOLIET PCT 049	378	207	0	166
0210 JOLIET PCT 050	342	320	0	16
0211 JOLIET PCT 051	277	172	0	104
0212 JOLIET PCT 052	216	181	0	33
0213 JOLIET PCT 053	206	150	0	50
0214 JOLIET PCT 054	284	149	0	131
0215 JOLIET PCT 055	256	130	0	123
0216 JOLIET PCT 056	510	403	0	104
0217 JOLIET PCT 057	217	183	0	28
0218 JOLIET PCT 058	147	122	0	23
0219 JOLIET PCT 059	410	213	0	192
0220 JOLIET PCT 060	234	197	0	35
0221 JOLIET PCT 061	203	173	0	29
0222 JOLIET PCT 062	196	181	0	9
0223 JOLIET PCT 063	180	93	0	82
0224 JOLIET PCT 064	270	223	0	42
0262 MANHATTAN PCT 001	496	206	0	266
0263 MANHATTAN PCT 002	846	333	0	478
0264 MANHATTAN PCT 003	420	182	0	230
0265 MANHATTAN PCT 004	565	199	0	348
0266 MANHATTAN PCT 005	872	375	0	467
0364 TROY PCT 002	670	326	0	332
0365 TROY PCT 003	464	227	0	229
0368 TROY PCT 006	295	135	0	159
0369 TROY PCT 007	434	254	0	172
0370 TROY PCT 008	710	291	0	403
0371 TROY PCT 009	105	41	0	63
0376 TROY PCT 014	318	125	0	190
0385 TROY PCT 023	321	207	0	110
0391 TROY PCT 029	366	257	0	104
0392 TROY PCT 030	377	145	0	224

ABSTRACT OF VOTES

Representative Dist 96
 GENERAL ELECTION
 NOVEMBER 2, 2010

OFFICIAL RESULTS

01 = BALLOTS CAST

VOTES PERCENT

9,712

REPRESENTATIVE IN THE GENERAL ASSEMBLY
 96TH REPRESENTATIVE DISTRICT

Vote for 1

02 = Dawn DeSart (DEM)

03 = No Candidate Filed (GRN)

04 = Darlene Senger (REP)

VOTES PERCENT

2,934 30.86

0

6,572 69.14

 01 02 03 04

0400 WHEATLAND PCT 002	413	118	0	290
0401 WHEATLAND PCT 003	403	125	0	268
0402 WHEATLAND PCT 004	613	200	0	399
0403 WHEATLAND PCT 005	535	149	0	373
0404 WHEATLAND PCT 006	530	147	0	365
0405 WHEATLAND PCT 007	530	158	0	366
0407 WHEATLAND PCT 009	513	137	0	368
0408 WHEATLAND PCT 010	740	216	0	511
0409 WHEATLAND PCT 011	526	136	0	380
0410 WHEATLAND PCT 012	483	162	0	311
0411 WHEATLAND PCT 013	364	105	0	249
0412 WHEATLAND PCT 014	390	102	0	273
0413 WHEATLAND PCT 015	340	128	0	205
0414 WHEATLAND PCT 016	489	146	0	333
0418 WHEATLAND PCT 020	384	110	0	262
0419 WHEATLAND PCT 021	564	119	0	439
0420 WHEATLAND PCT 022	260	131	0	120
0421 WHEATLAND PCT 023	486	173	0	305
0427 WHEATLAND PCT 029	390	169	0	217
0428 WHEATLAND PCT 030	335	60	0	264
0438 WHEATLAND PCT 040	424	143	0	274



Nancy Schultz Voots

W I L L C O U N T Y C L E R K



COUNTY OFFICES SUMMARY

**COUNTY CLERK
COUNTY TREASURER
COUNTY SHERIFF**

ABSTRACT OF VOTES

WILL COUNTY, ILLINOIS
 GENERAL ELECTION
 NOVEMBER 2, 2010

OFFICIAL RESULTS

	VOTES	PERCENT		VOTES	PERCENT
COUNTY CLERK					
Vote for 1					
01 = No Candidate Filed (DEM)	0				
02 = No Candidate Filed (GRN)	0		03 = Nancy Schultz Voots (REP)	160,912	100.00

	01	02	03
0001 CHANNAHON PCT 001	0	0	292
0002 CHANNAHON PCT 002	0	0	270
0003 CHANNAHON PCT 003	0	0	370
0004 CHANNAHON PCT 004	0	0	521
0005 CHANNAHON PCT 005	0	0	320
0006 CHANNAHON PCT 006	0	0	368
0007 CHANNAHON PCT 007	0	0	374
0008 CHANNAHON PCT 008	0	0	540
0009 CHANNAHON PCT 009	0	0	280
0010 CRETE PCT 001	0	0	349
0011 CRETE PCT 002	0	0	370
0012 CRETE PCT 003	0	0	265
0013 CRETE PCT 004	0	0	243
0014 CRETE PCT 005	0	0	115
0015 CRETE PCT 006	0	0	295
0016 CRETE PCT 007	0	0	456
0017 CRETE PCT 008	0	0	454
0018 CRETE PCT 009	0	0	322
0019 CRETE PCT 010	0	0	444
0020 CRETE PCT 011	0	0	467
0021 CRETE PCT 012	0	0	231
0022 CRETE PCT 013	0	0	530
0023 CRETE PCT 014	0	0	407
0024 CRETE PCT 015	0	0	309
0025 CRETE PCT 016	0	0	465
0026 CRETE PCT 017	0	0	262
0027 CUSTER PCT 001	0	0	524
0028 DU PAGE PCT 001	0	0	304
0029 DU PAGE PCT 002	0	0	164
0030 DU PAGE PCT 003	0	0	177
0031 DU PAGE PCT 004	0	0	225
0032 DU PAGE PCT 005	0	0	252
0033 DU PAGE PCT 006	0	0	248
0034 DU PAGE PCT 007	0	0	263
0035 DU PAGE PCT 008	0	0	327
0036 DU PAGE PCT 009	0	0	158
0037 DU PAGE PCT 010	0	0	287
0038 DU PAGE PCT 011	0	0	339
0039 DU PAGE PCT 012	0	0	312
0040 DU PAGE PCT 013	0	0	378
0041 DU PAGE PCT 014	0	0	356
0042 DU PAGE PCT 015	0	0	237
0043 DU PAGE PCT 016	0	0	291
0044 DU PAGE PCT 017	0	0	263
0045 DU PAGE PCT 018	0	0	392
0046 DU PAGE PCT 019	0	0	262
0047 DU PAGE PCT 020	0	0	385
0048 DU PAGE PCT 021	0	0	314
0049 DU PAGE PCT 022	0	0	204
0050 DU PAGE PCT 023	0	0	323
0051 DU PAGE PCT 024	0	0	307
0052 DU PAGE PCT 025	0	0	229
0053 DU PAGE PCT 026	0	0	250
0054 DU PAGE PCT 027	0	0	321

**For City of Aurora details
 refer to that section of this book.**

ABSTRACT OF VOTES

WILL COUNTY, ILLINOIS
 GENERAL ELECTION
 NOVEMBER 2, 2010

OFFICIAL RESULTS

	VOTES	PERCENT	VOTES	PERCENT
COUNTY CLERK				
Vote for 1				
01 = No Candidate Filed (DEM)	0			
02 = No Candidate Filed (GRN)	0			
			03 = Nancy Schultz Voots (REP)	160,912 100.00

(CONTINUED FROM PREVIOUS PAGE)	01	02	03
0055 DU PAGE PCT 028	0	0	320
0056 DU PAGE PCT 029	0	0	247
0057 DU PAGE PCT 030	0	0	472
0058 DU PAGE PCT 031	0	0	553
0059 DU PAGE PCT 032	0	0	407
0060 DU PAGE PCT 033	0	0	280
0061 DU PAGE PCT 034	0	0	557
0062 DU PAGE PCT 035	0	0	401
0063 DU PAGE PCT 036	0	0	384
0064 DU PAGE PCT 037	0	0	378
0065 DU PAGE PCT 038	0	0	210
0066 DU PAGE PCT 039	0	0	234
0067 DU PAGE PCT 040	0	0	411
0068 DU PAGE PCT 041	0	0	261
0069 DU PAGE PCT 042	0	0	310
0070 DU PAGE PCT 043	0	0	209
0071 DU PAGE PCT 044	0	0	693
0072 DU PAGE PCT 045	0	0	380
0073 DU PAGE PCT 046	0	0	217
0074 DU PAGE PCT 047	0	0	442
0075 DU PAGE PCT 048	0	0	402
0076 DU PAGE PCT 049	0	0	328
0077 DU PAGE PCT 050	0	0	101
0078 DU PAGE PCT 051	0	0	364
0079 DU PAGE PCT 052	0	0	329
0080 DU PAGE PCT 053	0	0	423
0081 DU PAGE PCT 054	0	0	233
0082 DU PAGE PCT 055	0	0	321
0083 FLORENCE PCT 001	0	0	295
0084 FRANKFORT PCT 001	0	0	362
0085 FRANKFORT PCT 002	0	0	603
0086 FRANKFORT PCT 003	0	0	494
0087 FRANKFORT PCT 004	0	0	255
0088 FRANKFORT PCT 005	0	0	357
0089 FRANKFORT PCT 006	0	0	422
0090 FRANKFORT PCT 007	0	0	311
0091 FRANKFORT PCT 008	0	0	394
0092 FRANKFORT PCT 009	0	0	296
0093 FRANKFORT PCT 010	0	0	519
0094 FRANKFORT PCT 011	0	0	310
0095 FRANKFORT PCT 012	0	0	644
0096 FRANKFORT PCT 013	0	0	452
0097 FRANKFORT PCT 014	0	0	407
0098 FRANKFORT PCT 015	0	0	377
0099 FRANKFORT PCT 016	0	0	338
0100 FRANKFORT PCT 017	0	0	344
0101 FRANKFORT PCT 018	0	0	352
0102 FRANKFORT PCT 019	0	0	423
0103 FRANKFORT PCT 020	0	0	199
0104 FRANKFORT PCT 021	0	0	356
0105 FRANKFORT PCT 022	0	0	462
0106 FRANKFORT PCT 023	0	0	336
0107 FRANKFORT PCT 024	0	0	353
0108 FRANKFORT PCT 025	0	0	547
0109 FRANKFORT PCT 026	0	0	533

ABSTRACT OF VOTES

WILL COUNTY, ILLINOIS
 GENERAL ELECTION
 NOVEMBER 2, 2010

OFFICIAL RESULTS

	VOTES	PERCENT	VOTES	PERCENT
COUNTY CLERK				
Vote for 1				
01 = No Candidate Filed (DEM)	0			
02 = No Candidate Filed (GRN)	0			
			03 = Nancy Schultz Voots (REP)	160,912 100.00

(CONTINUED FROM PREVIOUS PAGE)	01	02	03
0110 FRANKFORT PCT 027	0	0	577
0111 FRANKFORT PCT 028	0	0	527
0112 FRANKFORT PCT 029	0	0	586
0113 FRANKFORT PCT 030	0	0	352
0114 FRANKFORT PCT 031	0	0	412
0115 FRANKFORT PCT 032	0	0	533
0116 FRANKFORT PCT 033	0	0	363
0117 FRANKFORT PCT 034	0	0	392
0118 FRANKFORT PCT 035	0	0	498
0119 FRANKFORT PCT 036	0	0	248
0120 FRANKFORT PCT 037	0	0	585
0121 FRANKFORT PCT 038	0	0	380
0122 FRANKFORT PCT 039	0	0	487
0123 FRANKFORT PCT 040	0	0	341
0124 FRANKFORT PCT 041	0	0	473
0125 FRANKFORT PCT 042	0	0	630
0126 GREEN GARDEN PCT 001	0	0	444
0127 GREEN GARDEN PCT 002	0	0	447
0128 GREEN GARDEN PCT 003	0	0	415
0129 HOMER PCT 001	0	0	336
0130 HOMER PCT 002	0	0	241
0131 HOMER PCT 003	0	0	392
0132 HOMER PCT 004	0	0	291
0133 HOMER PCT 005	0	0	354
0134 HOMER PCT 006	0	0	422
0135 HOMER PCT 007	0	0	441
0136 HOMER PCT 008	0	0	402
0137 HOMER PCT 009	0	0	372
0138 HOMER PCT 010	0	0	682
0139 HOMER PCT 011	0	0	540
0140 HOMER PCT 012	0	0	499
0141 HOMER PCT 013	0	0	494
0142 HOMER PCT 014	0	0	273
0143 HOMER PCT 015	0	0	393
0144 HOMER PCT 016	0	0	252
0145 HOMER PCT 017	0	0	359
0146 HOMER PCT 018	0	0	454
0147 HOMER PCT 019	0	0	404
0148 HOMER PCT 020	0	0	380
0149 HOMER PCT 021	0	0	538
0150 HOMER PCT 022	0	0	463
0151 HOMER PCT 023	0	0	348
0152 HOMER PCT 024	0	0	337
0153 HOMER PCT 025	0	0	279
0154 HOMER PCT 026	0	0	342
0155 HOMER PCT 027	0	0	436
0156 HOMER PCT 028	0	0	312
0157 JACKSON PCT 001	0	0	254
0158 JACKSON PCT 002	0	0	386
0159 JACKSON PCT 003	0	0	616
0160 JACKSON PCT 004	0	0	205
0161 JOLIET PCT 001	0	0	354
0162 JOLIET PCT 002	0	0	234
0163 JOLIET PCT 003	0	0	233
0164 JOLIET PCT 004	0	0	166

ABSTRACT OF VOTES

WILL COUNTY, ILLINOIS
 GENERAL ELECTION
 NOVEMBER 2, 2010

OFFICIAL RESULTS

	VOTES	PERCENT	VOTES	PERCENT
COUNTY CLERK				
Vote for 1				
01 = No Candidate Filed (DEM)	0			
02 = No Candidate Filed (GRN)	0			
			03 = Nancy Schultz Voots (REP)	160,912 100.00

(CONTINUED FROM PREVIOUS PAGE)	01	02	03
0165 JOLIET PCT 005	0	0	286
0166 JOLIET PCT 006	0	0	250
0167 JOLIET PCT 007	0	0	252
0168 JOLIET PCT 008	0	0	199
0169 JOLIET PCT 009	0	0	255
0170 JOLIET PCT 010	0	0	197
0171 JOLIET PCT 011	0	0	202
0172 JOLIET PCT 012	0	0	479
0173 JOLIET PCT 013	0	0	368
0174 JOLIET PCT 014	0	0	330
0175 JOLIET PCT 015	0	0	264
0176 JOLIET PCT 016	0	0	231
0177 JOLIET PCT 017	0	0	329
0178 JOLIET PCT 018	0	0	113
0179 JOLIET PCT 019	0	0	207
0180 JOLIET PCT 020	0	0	254
0181 JOLIET PCT 021	0	0	185
0182 JOLIET PCT 022	0	0	345
0183 JOLIET PCT 023	0	0	294
0184 JOLIET PCT 024	0	0	171
0185 JOLIET PCT 025	0	0	199
0186 JOLIET PCT 026	0	0	386
0187 JOLIET PCT 027	0	0	286
0188 JOLIET PCT 028	0	0	257
0189 JOLIET PCT 029	0	0	352
0190 JOLIET PCT 030	0	0	190
0191 JOLIET PCT 031	0	0	305
0192 JOLIET PCT 032	0	0	228
0193 JOLIET PCT 033	0	0	236
0194 JOLIET PCT 034	0	0	187
0195 JOLIET PCT 035	0	0	190
0196 JOLIET PCT 036	0	0	145
0197 JOLIET PCT 037	0	0	202
0198 JOLIET PCT 038	0	0	139
0199 JOLIET PCT 039	0	0	293
0200 JOLIET PCT 040	0	0	267
0201 JOLIET PCT 041	0	0	214
0202 JOLIET PCT 042	0	0	305
0203 JOLIET PCT 043	0	0	190
0204 JOLIET PCT 044	0	0	309
0205 JOLIET PCT 045	0	0	121
0206 JOLIET PCT 046	0	0	54
0207 JOLIET PCT 047	0	0	246
0208 JOLIET PCT 048	0	0	135
0209 JOLIET PCT 049	0	0	314
0210 JOLIET PCT 050	0	0	193
0211 JOLIET PCT 051	0	0	230
0212 JOLIET PCT 052	0	0	150
0213 JOLIET PCT 053	0	0	153
0214 JOLIET PCT 054	0	0	243
0215 JOLIET PCT 055	0	0	214
0216 JOLIET PCT 056	0	0	368
0217 JOLIET PCT 057	0	0	130
0218 JOLIET PCT 058	0	0	114
0219 JOLIET PCT 059	0	0	352

ABSTRACT OF VOTES

WILL COUNTY, ILLINOIS
 GENERAL ELECTION
 NOVEMBER 2, 2010

OFFICIAL RESULTS

	VOTES	PERCENT		VOTES	PERCENT
COUNTY CLERK					
Vote for 1					
01 = No Candidate Filed (DEM)	0				
02 = No Candidate Filed (GRN)	0		03 = Nancy Schultz Voots (REP)	160,912	100.00

(CONTINUED FROM PREVIOUS PAGE)

	01	02	03
0220 JOLIET PCT 060	0	0	166
0221 JOLIET PCT 061	0	0	135
0222 JOLIET PCT 062	0	0	109
0223 JOLIET PCT 063	0	0	148
0224 JOLIET PCT 064	0	0	200
0225 LOCKPORT PCT 001	0	0	300
0226 LOCKPORT PCT 002	0	0	269
0227 LOCKPORT PCT 003	0	0	372
0228 LOCKPORT PCT 004	0	0	288
0229 LOCKPORT PCT 005	0	0	135
0230 LOCKPORT PCT 006	0	0	197
0231 LOCKPORT PCT 007	0	0	161
0232 LOCKPORT PCT 008	0	0	343
0233 LOCKPORT PCT 009	0	0	679
0234 LOCKPORT PCT 010	0	0	325
0235 LOCKPORT PCT 011	0	0	241
0236 LOCKPORT PCT 012	0	0	427
0237 LOCKPORT PCT 013	0	0	322
0238 LOCKPORT PCT 014	0	0	347
0239 LOCKPORT PCT 015	0	0	435
0240 LOCKPORT PCT 016	0	0	281
0241 LOCKPORT PCT 017	0	0	249
0242 LOCKPORT PCT 018	0	0	254
0243 LOCKPORT PCT 019	0	0	428
0244 LOCKPORT PCT 020	0	0	454
0245 LOCKPORT PCT 021	0	0	279
0246 LOCKPORT PCT 022	0	0	383
0247 LOCKPORT PCT 023	0	0	317
0248 LOCKPORT PCT 024	0	0	219
0249 LOCKPORT PCT 025	0	0	456
0250 LOCKPORT PCT 026	0	0	211
0251 LOCKPORT PCT 027	0	0	518
0252 LOCKPORT PCT 028	0	0	409
0253 LOCKPORT PCT 029	0	0	300
0254 LOCKPORT PCT 030	0	0	705
0255 LOCKPORT PCT 031	0	0	327
0256 LOCKPORT PCT 032	0	0	253
0257 LOCKPORT PCT 033	0	0	387
0258 LOCKPORT PCT 034	0	0	312
0259 LOCKPORT PCT 035	0	0	730
0260 LOCKPORT PCT 036	0	0	1264
0261 LOCKPORT PCT 037	0	0	264
0262 MANHATTAN PCT 001	0	0	421
0263 MANHATTAN PCT 002	0	0	735
0264 MANHATTAN PCT 003	0	0	374
0265 MANHATTAN PCT 004	0	0	502
0266 MANHATTAN PCT 005	0	0	760
0267 MONEE PCT 001	0	0	357
0268 MONEE PCT 002	0	0	203
0269 MONEE PCT 003	0	0	249
0270 MONEE PCT 004	0	0	237
0271 MONEE PCT 005	0	0	250
0272 MONEE PCT 006	0	0	153
0273 MONEE PCT 007	0	0	138
0274 MONEE PCT 008	0	0	182

ABSTRACT OF VOTES

WILL COUNTY, ILLINOIS
 GENERAL ELECTION
 NOVEMBER 2, 2010

OFFICIAL RESULTS

	VOTES	PERCENT	VOTES	PERCENT
COUNTY CLERK				
Vote for 1				
01 = No Candidate Filed (DEM)	0			
02 = No Candidate Filed (GRN)	0		03 = Nancy Schultz Voots (REP)	160,912 100.00

(CONTINUED FROM PREVIOUS PAGE)	01	02	03
0275 MONEE PCT 009	0	0	540
0276 MONEE PCT 010	0	0	369
0277 MONEE PCT 011	0	0	210
0278 MONEE PCT 012	0	0	283
0279 NEW LENOX PCT 001	0	0	213
0280 NEW LENOX PCT 002	0	0	358
0281 NEW LENOX PCT 003	0	0	488
0282 NEW LENOX PCT 004	0	0	532
0283 NEW LENOX PCT 005	0	0	644
0284 NEW LENOX PCT 006	0	0	336
0285 NEW LENOX PCT 007	0	0	491
0286 NEW LENOX PCT 008	0	0	380
0287 NEW LENOX PCT 009	0	0	373
0288 NEW LENOX PCT 010	0	0	387
0289 NEW LENOX PCT 011	0	0	451
0290 NEW LENOX PCT 012	0	0	798
0291 NEW LENOX PCT 013	0	0	517
0292 NEW LENOX PCT 014	0	0	336
0293 NEW LENOX PCT 015	0	0	257
0294 NEW LENOX PCT 016	0	0	308
0295 NEW LENOX PCT 017	0	0	292
0296 NEW LENOX PCT 018	0	0	366
0297 NEW LENOX PCT 019	0	0	342
0298 NEW LENOX PCT 020	0	0	571
0299 NEW LENOX PCT 021	0	0	288
0300 NEW LENOX PCT 022	0	0	555
0301 NEW LENOX PCT 023	0	0	329
0302 NEW LENOX PCT 024	0	0	741
0303 NEW LENOX PCT 025	0	0	394
0304 NEW LENOX PCT 026	0	0	362
0305 NEW LENOX PCT 027	0	0	340
0306 NEW LENOX PCT 028	0	0	374
0307 NEW LENOX PCT 029	0	0	289
0308 NEW LENOX PCT 030	0	0	322
0309 PEOTONE PCT 001	0	0	503
0310 PEOTONE PCT 002	0	0	595
0311 PEOTONE PCT 003	0	0	347
0312 PLAINFIELD PCT 001	0	0	489
0313 PLAINFIELD PCT 002	0	0	216
0314 PLAINFIELD PCT 003	0	0	288
0315 PLAINFIELD PCT 004	0	0	413
0316 PLAINFIELD PCT 005	0	0	355
0317 PLAINFIELD PCT 006	0	0	436
0318 PLAINFIELD PCT 007	0	0	364
0319 PLAINFIELD PCT 008	0	0	663
0320 PLAINFIELD PCT 009	0	0	458
0321 PLAINFIELD PCT 010	0	0	293
0322 PLAINFIELD PCT 011	0	0	277
0323 PLAINFIELD PCT 012	0	0	348
0324 PLAINFIELD PCT 013	0	0	281
0325 PLAINFIELD PCT 014	0	0	487
0326 PLAINFIELD PCT 015	0	0	336
0327 PLAINFIELD PCT 016	0	0	366
0328 PLAINFIELD PCT 017	0	0	200
0329 PLAINFIELD PCT 018	0	0	225

ABSTRACT OF VOTES

WILL COUNTY, ILLINOIS
 GENERAL ELECTION
 NOVEMBER 2, 2010

OFFICIAL RESULTS

	VOTES	PERCENT	VOTES	PERCENT
COUNTY CLERK				
Vote for 1				
01 = No Candidate Filed (DEM)	0			
02 = No Candidate Filed (GRN)	0		03 = Nancy Schultz Voots (REP)	160,912 100.00
(CONTINUED FROM PREVIOUS PAGE)	01	02	03	
0330 PLAINFIELD PCT 019	0	0	377	
0331 PLAINFIELD PCT 020	0	0	263	
0332 PLAINFIELD PCT 021	0	0	205	
0333 PLAINFIELD PCT 022	0	0	445	
0334 PLAINFIELD PCT 023	0	0	258	
0335 PLAINFIELD PCT 024	0	0	298	
0336 PLAINFIELD PCT 025	0	0	345	
0337 PLAINFIELD PCT 026	0	0	407	
0338 PLAINFIELD PCT 027	0	0	322	
0339 PLAINFIELD PCT 028	0	0	342	
0340 PLAINFIELD PCT 029	0	0	143	
0341 PLAINFIELD PCT 030	0	0	159	
0342 PLAINFIELD PCT 031	0	0	331	
0343 PLAINFIELD PCT 032	0	0	442	
0344 PLAINFIELD PCT 033	0	0	374	
0345 PLAINFIELD PCT 034	0	0	232	
0346 PLAINFIELD PCT 035	0	0	778	
0347 PLAINFIELD PCT 036	0	0	360	
0348 PLAINFIELD PCT 037	0	0	387	
0349 PLAINFIELD PCT 038	0	0	448	
0350 PLAINFIELD PCT 039	0	0	391	
0351 PLAINFIELD PCT 040	0	0	399	
0352 PLAINFIELD PCT 041	0	0	351	
0353 PLAINFIELD PCT 042	0	0	206	
0354 PLAINFIELD PCT 043	0	0	256	
0355 PLAINFIELD PCT 044	0	0	279	
0356 PLAINFIELD PCT 045	0	0	537	
0357 PLAINFIELD PCT 046	0	0	342	
0358 REED PCT 001	0	0	523	
0359 REED PCT 002	0	0	297	
0360 REED PCT 003	0	0	187	
0361 REED PCT 004	0	0	281	
0362 REED PCT 005	0	0	423	
0363 TROY PCT 001	0	0	512	
0364 TROY PCT 002	0	0	580	
0365 TROY PCT 003	0	0	404	
0366 TROY PCT 004	0	0	305	
0367 TROY PCT 005	0	0	242	
0368 TROY PCT 006	0	0	273	
0369 TROY PCT 007	0	0	341	
0370 TROY PCT 008	0	0	621	
0371 TROY PCT 009	0	0	342	
0372 TROY PCT 010	0	0	636	
0373 TROY PCT 011	0	0	1062	
0374 TROY PCT 012	0	0	315	
0375 TROY PCT 013	0	0	361	
0376 TROY PCT 014	0	0	273	
0377 TROY PCT 015	0	0	331	
0378 TROY PCT 016	0	0	586	
0379 TROY PCT 017	0	0	477	
0380 TROY PCT 018	0	0	533	
0381 TROY PCT 019	0	0	496	
0382 TROY PCT 020	0	0	537	
0383 TROY PCT 021	0	0	422	
0384 TROY PCT 022	0	0	454	

ABSTRACT OF VOTES

WILL COUNTY, ILLINOIS
 GENERAL ELECTION
 NOVEMBER 2, 2010

OFFICIAL RESULTS

	VOTES	PERCENT		VOTES	PERCENT
COUNTY CLERK					
Vote for 1					
01 = No Candidate Filed (DEM)	0				
02 = No Candidate Filed (GRN)	0		03 = Nancy Schultz Voots (REP)	160,912	100.00

(CONTINUED FROM PREVIOUS PAGE)	01	02	03
0385 TROY PCT 023	0	0	270
0386 TROY PCT 024	0	0	400
0387 TROY PCT 025	0	0	370
0388 TROY PCT 026	0	0	427
0389 TROY PCT 027	0	0	372
0390 TROY PCT 028	0	0	796
0391 TROY PCT 029	0	0	281
0392 TROY PCT 030	0	0	350
0393 WASHINGTON PCT 001	0	0	448
0394 WASHINGTON PCT 002	0	0	265
0395 WASHINGTON PCT 003	0	0	467
0396 WASHINGTON PCT 004	0	0	568
0397 WESLEY PCT 001	0	0	377
0398 WESLEY PCT 002	0	0	272
0399 WHEATLAND PCT 001	0	0	473
0400 WHEATLAND PCT 002	0	0	367
0401 WHEATLAND PCT 003	0	0	348
0402 WHEATLAND PCT 004	0	0	528
0403 WHEATLAND PCT 005	0	0	447
0404 WHEATLAND PCT 006	0	0	435
0405 WHEATLAND PCT 007	0	0	452
0406 WHEATLAND PCT 008	0	0	403
0407 WHEATLAND PCT 009	0	0	438
0408 WHEATLAND PCT 010	0	0	603
0409 WHEATLAND PCT 011	0	0	455
0410 WHEATLAND PCT 012	0	0	409
0411 WHEATLAND PCT 013	0	0	450
0412 WHEATLAND PCT 014	0	0	336
0413 WHEATLAND PCT 015	0	0	272
0414 WHEATLAND PCT 016	0	0	413
0415 WHEATLAND PCT 017	0	0	341
0416 WHEATLAND PCT 018	0	0	797
0417 WHEATLAND PCT 019	0	0	486
0418 WHEATLAND PCT 020	0	0	331
0419 WHEATLAND PCT 021	0	0	502
0420 WHEATLAND PCT 022	0	0	202
0421 WHEATLAND PCT 023	0	0	408
0422 WHEATLAND PCT 024	0	0	279
0423 WHEATLAND PCT 025	0	0	493
0424 WHEATLAND PCT 026	0	0	352
0425 WHEATLAND PCT 027	0	0	344
0426 WHEATLAND PCT 028	0	0	431
0427 WHEATLAND PCT 029	0	0	309
0428 WHEATLAND PCT 030	0	0	296
0429 WHEATLAND PCT 031	0	0	385
0430 WHEATLAND PCT 032	0	0	330
0431 WHEATLAND PCT 033	0	0	294
0432 WHEATLAND PCT 034	0	0	804
0433 WHEATLAND PCT 035	0	0	590
0434 WHEATLAND PCT 036	0	0	298
0435 WHEATLAND PCT 037	0	0	460
0436 WHEATLAND PCT 038	0	0	458
0437 WHEATLAND PCT 039	0	0	467
0438 WHEATLAND PCT 040	0	0	348
0439 WILL PCT 001	0	0	584

ABSTRACT OF VOTES

WILL COUNTY, ILLINOIS
 GENERAL ELECTION
 NOVEMBER 2, 2010

OFFICIAL RESULTS

	VOTES	PERCENT		VOTES	PERCENT
COUNTY CLERK					
Vote for 1					
01 = No Candidate Filed (DEM)	0				
02 = No Candidate Filed (GRN)	0		03 = Nancy Schultz Voots (REP)	160,912	100.00
(CONTINUED FROM PREVIOUS PAGE)	01	02	03		
0440 WILMINGTON PCT 001	0	0	171		
0441 WILMINGTON PCT 002	0	0	309		
0442 WILMINGTON PCT 003	0	0	585		
0443 WILMINGTON PCT 004	0	0	260		
0444 WILMINGTON PCT 005	0	0	413		
0445 WILTON PCT 001	0	0	365		

ABSTRACT OF VOTES

WILL COUNTY, ILLINOIS
 GENERAL ELECTION
 NOVEMBER 2, 2010

OFFICIAL RESULTS

	VOTES	PERCENT	VOTES	PERCENT
COUNTY TREASURER				
Vote for 1				
01 = Pat McGuire (DEM)	89,471	47.84		
02 = No Candidate Filed (GRN)	0			
			03 = Steve Weber (REP)	97,566 52.16

	01	02	03
0001 CHANNAHON PCT 001	144	0	173
0002 CHANNAHON PCT 002	143	0	154
0003 CHANNAHON PCT 003	189	0	212
0004 CHANNAHON PCT 004	255	0	302
0005 CHANNAHON PCT 005	132	0	210
0006 CHANNAHON PCT 006	161	0	250
0007 CHANNAHON PCT 007	145	0	258
0008 CHANNAHON PCT 008	260	0	327
0009 CHANNAHON PCT 009	114	0	189
0010 CRETE PCT 001	181	0	225
0011 CRETE PCT 002	251	0	229
0012 CRETE PCT 003	179	0	155
0013 CRETE PCT 004	146	0	144
0014 CRETE PCT 005	69	0	71
0015 CRETE PCT 006	228	0	172
0016 CRETE PCT 007	318	0	280
0017 CRETE PCT 008	208	0	330
0018 CRETE PCT 009	125	0	230
0019 CRETE PCT 010	276	0	277
0020 CRETE PCT 011	154	0	364
0021 CRETE PCT 012	275	0	92
0022 CRETE PCT 013	256	0	388
0023 CRETE PCT 014	438	0	186
0024 CRETE PCT 015	276	0	153
0025 CRETE PCT 016	205	0	315
0026 CRETE PCT 017	285	0	113
0027 CUSTER PCT 001	236	0	335
0028 DU PAGE PCT 001	197	0	174
0029 DU PAGE PCT 002	87	0	104
0030 DU PAGE PCT 003	106	0	102
0031 DU PAGE PCT 004	139	0	113
0032 DU PAGE PCT 005	160	0	130
0033 DU PAGE PCT 006	180	0	132
0034 DU PAGE PCT 007	204	0	145
0035 DU PAGE PCT 008	249	0	174
0036 DU PAGE PCT 009	180	0	61
0037 DU PAGE PCT 010	253	0	135
0038 DU PAGE PCT 011	300	0	162
0039 DU PAGE PCT 012	276	0	154
0040 DU PAGE PCT 013	301	0	187
0041 DU PAGE PCT 014	247	0	203
0042 DU PAGE PCT 015	230	0	84
0043 DU PAGE PCT 016	210	0	167
0044 DU PAGE PCT 017	195	0	154
0045 DU PAGE PCT 018	280	0	223
0046 DU PAGE PCT 019	222	0	135
0047 DU PAGE PCT 020	242	0	234
0048 DU PAGE PCT 021	152	0	191
0049 DU PAGE PCT 022	95	0	131
0050 DU PAGE PCT 023	292	0	138
0051 DU PAGE PCT 024	262	0	151
0052 DU PAGE PCT 025	163	0	119
0053 DU PAGE PCT 026	210	0	117
0054 DU PAGE PCT 027	248	0	167
0055 DU PAGE PCT 028	249	0	164

**For City of Aurora details
 refer to that section of this book.**

ABSTRACT OF VOTES

WILL COUNTY, ILLINOIS
 GENERAL ELECTION
 NOVEMBER 2, 2010

OFFICIAL RESULTS

	VOTES	PERCENT		VOTES	PERCENT
COUNTY TREASURER					
Vote for 1					
01 = Pat McGuire (DEM)	89,471	47.84			
02 = No Candidate Filed (GRN)	0		03 = Steve Weber (REP)	97,566	52.16

(CONTINUED FROM PREVIOUS PAGE)

	01	02	03
0056 DU PAGE PCT 029	231	0	99
0057 DU PAGE PCT 030	198	0	321
0058 DU PAGE PCT 031	225	0	400
0059 DU PAGE PCT 032	187	0	278
0060 DU PAGE PCT 033	112	0	206
0061 DU PAGE PCT 034	213	0	411
0062 DU PAGE PCT 035	246	0	232
0063 DU PAGE PCT 036	197	0	243
0064 DU PAGE PCT 037	261	0	207
0065 DU PAGE PCT 038	233	0	80
0066 DU PAGE PCT 039	237	0	87
0067 DU PAGE PCT 040	333	0	207
0068 DU PAGE PCT 041	183	0	159
0069 DU PAGE PCT 042	193	0	184
0070 DU PAGE PCT 043	229	0	86
0071 DU PAGE PCT 044	291	0	456
0072 DU PAGE PCT 045	308	0	210
0073 DU PAGE PCT 046	188	0	87
0074 DU PAGE PCT 047	404	0	200
0075 DU PAGE PCT 048	326	0	205
0076 DU PAGE PCT 049	213	0	194
0077 DU PAGE PCT 050	154	0	25
0078 DU PAGE PCT 051	291	0	189
0079 DU PAGE PCT 052	128	0	244
0080 DU PAGE PCT 053	306	0	219
0081 DU PAGE PCT 054	238	0	99
0082 DU PAGE PCT 055	237	0	189
0083 FLORENCE PCT 001	148	0	176
0084 FRANKFORT PCT 001	121	0	275
0085 FRANKFORT PCT 002	239	0	436
0086 FRANKFORT PCT 003	186	0	371
0087 FRANKFORT PCT 004	123	0	166
0088 FRANKFORT PCT 005	128	0	276
0089 FRANKFORT PCT 006	199	0	293
0090 FRANKFORT PCT 007	131	0	221
0091 FRANKFORT PCT 008	133	0	302
0092 FRANKFORT PCT 009	137	0	197
0093 FRANKFORT PCT 010	214	0	346
0094 FRANKFORT PCT 011	135	0	212
0095 FRANKFORT PCT 012	277	0	469
0096 FRANKFORT PCT 013	167	0	334
0097 FRANKFORT PCT 014	156	0	311
0098 FRANKFORT PCT 015	170	0	257
0099 FRANKFORT PCT 016	116	0	255
0100 FRANKFORT PCT 017	165	0	218
0101 FRANKFORT PCT 018	100	0	283
0102 FRANKFORT PCT 019	191	0	272
0103 FRANKFORT PCT 020	113	0	109
0104 FRANKFORT PCT 021	200	0	224
0105 FRANKFORT PCT 022	176	0	345
0106 FRANKFORT PCT 023	139	0	238
0107 FRANKFORT PCT 024	162	0	239
0108 FRANKFORT PCT 025	200	0	419
0109 FRANKFORT PCT 026	180	0	410
0110 FRANKFORT PCT 027	258	0	379

ABSTRACT OF VOTES

WILL COUNTY, ILLINOIS
 GENERAL ELECTION
 NOVEMBER 2, 2010

OFFICIAL RESULTS

	VOTES	PERCENT	VOTES	PERCENT
COUNTY TREASURER				
Vote for 1				
01 = Pat McGuire (DEM)	89,471	47.84		
02 = No Candidate Filed (GRN)	0		03 = Steve Weber (REP)	97,566 52.16

(CONTINUED FROM PREVIOUS PAGE)

	01	02	03
0111 FRANKFORT PCT 028	123	0	459
0112 FRANKFORT PCT 029	273	0	396
0113 FRANKFORT PCT 030	136	0	247
0114 FRANKFORT PCT 031	201	0	282
0115 FRANKFORT PCT 032	196	0	388
0116 FRANKFORT PCT 033	138	0	244
0117 FRANKFORT PCT 034	112	0	317
0118 FRANKFORT PCT 035	192	0	364
0119 FRANKFORT PCT 036	204	0	137
0120 FRANKFORT PCT 037	293	0	361
0121 FRANKFORT PCT 038	151	0	283
0122 FRANKFORT PCT 039	141	0	391
0123 FRANKFORT PCT 040	168	0	222
0124 FRANKFORT PCT 041	260	0	312
0125 FRANKFORT PCT 042	188	0	485
0126 GREEN GARDEN PCT 001	118	0	358
0127 GREEN GARDEN PCT 002	148	0	341
0128 GREEN GARDEN PCT 003	142	0	310
0129 HOMER PCT 001	143	0	222
0130 HOMER PCT 002	72	0	199
0131 HOMER PCT 003	136	0	289
0132 HOMER PCT 004	95	0	216
0133 HOMER PCT 005	121	0	268
0134 HOMER PCT 006	196	0	287
0135 HOMER PCT 007	162	0	332
0136 HOMER PCT 008	162	0	295
0137 HOMER PCT 009	137	0	281
0138 HOMER PCT 010	257	0	476
0139 HOMER PCT 011	226	0	370
0140 HOMER PCT 012	174	0	367
0141 HOMER PCT 013	151	0	378
0142 HOMER PCT 014	102	0	201
0143 HOMER PCT 015	173	0	287
0144 HOMER PCT 016	127	0	157
0145 HOMER PCT 017	130	0	272
0146 HOMER PCT 018	208	0	294
0147 HOMER PCT 019	139	0	314
0148 HOMER PCT 020	99	0	309
0149 HOMER PCT 021	140	0	439
0150 HOMER PCT 022	229	0	282
0151 HOMER PCT 023	137	0	251
0152 HOMER PCT 024	141	0	229
0153 HOMER PCT 025	111	0	201
0154 HOMER PCT 026	173	0	223
0155 HOMER PCT 027	232	0	267
0156 HOMER PCT 028	139	0	203
0157 JACKSON PCT 001	155	0	139
0158 JACKSON PCT 002	220	0	199
0159 JACKSON PCT 003	290	0	358
0160 JACKSON PCT 004	111	0	117
0161 JOLIET PCT 001	226	0	177
0162 JOLIET PCT 002	144	0	122
0163 JOLIET PCT 003	150	0	99
0164 JOLIET PCT 004	123	0	78
0165 JOLIET PCT 005	193	0	123

ABSTRACT OF VOTES

WILL COUNTY, ILLINOIS
 GENERAL ELECTION
 NOVEMBER 2, 2010

OFFICIAL RESULTS

	VOTES	PERCENT		VOTES	PERCENT
COUNTY TREASURER					
Vote for 1					
01 = Pat McGuire (DEM)	89,471	47.84			
02 = No Candidate Filed (GRN)	0		03 = Steve Weber (REP)	97,566	52.16

(CONTINUED FROM PREVIOUS PAGE)

	01	02	03
0166 JOLIET PCT 006	187	0	114
0167 JOLIET PCT 007	161	0	128
0168 JOLIET PCT 008	184	0	82
0169 JOLIET PCT 009	177	0	113
0170 JOLIET PCT 010	142	0	91
0171 JOLIET PCT 011	174	0	70
0172 JOLIET PCT 012	300	0	236
0173 JOLIET PCT 013	246	0	166
0174 JOLIET PCT 014	221	0	174
0175 JOLIET PCT 015	198	0	110
0176 JOLIET PCT 016	212	0	66
0177 JOLIET PCT 017	205	0	155
0178 JOLIET PCT 018	145	0	31
0179 JOLIET PCT 019	144	0	92
0180 JOLIET PCT 020	163	0	120
0181 JOLIET PCT 021	281	0	20
0182 JOLIET PCT 022	222	0	173
0183 JOLIET PCT 023	229	0	126
0184 JOLIET PCT 024	284	0	12
0185 JOLIET PCT 025	217	0	66
0186 JOLIET PCT 026	263	0	184
0187 JOLIET PCT 027	201	0	120
0188 JOLIET PCT 028	212	0	90
0189 JOLIET PCT 029	222	0	175
0190 JOLIET PCT 030	163	0	64
0191 JOLIET PCT 031	183	0	165
0192 JOLIET PCT 032	136	0	124
0193 JOLIET PCT 033	146	0	125
0194 JOLIET PCT 034	132	0	92
0195 JOLIET PCT 035	167	0	71
0196 JOLIET PCT 036	104	0	59
0197 JOLIET PCT 037	254	0	43
0198 JOLIET PCT 038	234	0	5
0199 JOLIET PCT 039	377	0	54
0200 JOLIET PCT 040	233	0	124
0201 JOLIET PCT 041	256	0	59
0202 JOLIET PCT 042	287	0	90
0203 JOLIET PCT 043	295	0	15
0204 JOLIET PCT 044	265	0	115
0205 JOLIET PCT 045	160	0	22
0206 JOLIET PCT 046	113	0	0
0207 JOLIET PCT 047	249	0	87
0208 JOLIET PCT 048	199	0	11
0209 JOLIET PCT 049	206	0	154
0210 JOLIET PCT 050	315	0	14
0211 JOLIET PCT 051	188	0	85
0212 JOLIET PCT 052	181	0	33
0213 JOLIET PCT 053	151	0	51
0214 JOLIET PCT 054	167	0	111
0215 JOLIET PCT 055	151	0	103
0216 JOLIET PCT 056	403	0	104
0217 JOLIET PCT 057	173	0	29
0218 JOLIET PCT 058	123	0	21
0219 JOLIET PCT 059	221	0	176
0220 JOLIET PCT 060	181	0	40

ABSTRACT OF VOTES

WILL COUNTY, ILLINOIS
 GENERAL ELECTION
 NOVEMBER 2, 2010

OFFICIAL RESULTS

	VOTES	PERCENT		VOTES	PERCENT
COUNTY TREASURER					
Vote for 1					
01 = Pat McGuire (DEM)	89,471	47.84			
02 = No Candidate Filed (GRN)	0		03 = Steve Weber (REP)	97,566	52.16

(CONTINUED FROM PREVIOUS PAGE)	01	02	03
0221 JOLIET PCT 061	158	0	26
0222 JOLIET PCT 062	174	0	11
0223 JOLIET PCT 063	90	0	83
0224 JOLIET PCT 064	222	0	37
0225 LOCKPORT PCT 001	159	0	173
0226 LOCKPORT PCT 002	165	0	133
0227 LOCKPORT PCT 003	225	0	197
0228 LOCKPORT PCT 004	159	0	164
0229 LOCKPORT PCT 005	94	0	73
0230 LOCKPORT PCT 006	243	0	45
0231 LOCKPORT PCT 007	256	0	7
0232 LOCKPORT PCT 008	236	0	154
0233 LOCKPORT PCT 009	381	0	387
0234 LOCKPORT PCT 010	221	0	152
0235 LOCKPORT PCT 011	153	0	120
0236 LOCKPORT PCT 012	243	0	239
0237 LOCKPORT PCT 013	254	0	158
0238 LOCKPORT PCT 014	162	0	222
0239 LOCKPORT PCT 015	237	0	257
0240 LOCKPORT PCT 016	148	0	159
0241 LOCKPORT PCT 017	149	0	140
0242 LOCKPORT PCT 018	160	0	141
0243 LOCKPORT PCT 019	314	0	195
0244 LOCKPORT PCT 020	327	0	241
0245 LOCKPORT PCT 021	143	0	170
0246 LOCKPORT PCT 022	194	0	219
0247 LOCKPORT PCT 023	230	0	152
0248 LOCKPORT PCT 024	131	0	133
0249 LOCKPORT PCT 025	254	0	238
0250 LOCKPORT PCT 026	157	0	102
0251 LOCKPORT PCT 027	218	0	349
0252 LOCKPORT PCT 028	213	0	238
0253 LOCKPORT PCT 029	224	0	137
0254 LOCKPORT PCT 030	324	0	460
0255 LOCKPORT PCT 031	392	0	99
0256 LOCKPORT PCT 032	228	0	111
0257 LOCKPORT PCT 033	298	0	197
0258 LOCKPORT PCT 034	168	0	188
0259 LOCKPORT PCT 035	356	0	451
0260 LOCKPORT PCT 036	650	0	782
0261 LOCKPORT PCT 037	255	0	114
0262 MANHATTAN PCT 001	190	0	273
0263 MANHATTAN PCT 002	354	0	446
0264 MANHATTAN PCT 003	186	0	225
0265 MANHATTAN PCT 004	191	0	352
0266 MANHATTAN PCT 005	372	0	463
0267 MONEE PCT 001	176	0	245
0268 MONEE PCT 002	248	0	69
0269 MONEE PCT 003	109	0	191
0270 MONEE PCT 004	264	0	105
0271 MONEE PCT 005	439	0	39
0272 MONEE PCT 006	269	0	18
0273 MONEE PCT 007	301	0	12
0274 MONEE PCT 008	383	0	6
0275 MONEE PCT 009	329	0	337

ABSTRACT OF VOTES

WILL COUNTY, ILLINOIS
GENERAL ELECTION
NOVEMBER 2, 2010

OFFICIAL RESULTS

	VOTES	PERCENT		VOTES	PERCENT
COUNTY TREASURER					
Vote for 1					
01 = Pat McGuire (DEM)	89,471	47.84			
02 = No Candidate Filed (GRN)	0		03 = Steve Weber (REP)	97,566	52.16

(CONTINUED FROM PREVIOUS PAGE)

	01	02	03
0276 MONEE PCT 010	184	0	243
0277 MONEE PCT 011	399	0	11
0278 MONEE PCT 012	185	0	161
0279 NEW LENOX PCT 001	104	0	143
0280 NEW LENOX PCT 002	176	0	240
0281 NEW LENOX PCT 003	238	0	306
0282 NEW LENOX PCT 004	202	0	394
0283 NEW LENOX PCT 005	332	0	400
0284 NEW LENOX PCT 006	126	0	250
0285 NEW LENOX PCT 007	214	0	348
0286 NEW LENOX PCT 008	177	0	254
0287 NEW LENOX PCT 009	152	0	248
0288 NEW LENOX PCT 010	156	0	268
0289 NEW LENOX PCT 011	169	0	332
0290 NEW LENOX PCT 012	214	0	644
0291 NEW LENOX PCT 013	239	0	329
0292 NEW LENOX PCT 014	152	0	227
0293 NEW LENOX PCT 015	100	0	179
0294 NEW LENOX PCT 016	129	0	208
0295 NEW LENOX PCT 017	138	0	176
0296 NEW LENOX PCT 018	141	0	257
0297 NEW LENOX PCT 019	145	0	240
0298 NEW LENOX PCT 020	234	0	385
0299 NEW LENOX PCT 021	116	0	203
0300 NEW LENOX PCT 022	221	0	393
0301 NEW LENOX PCT 023	148	0	212
0302 NEW LENOX PCT 024	330	0	501
0303 NEW LENOX PCT 025	179	0	255
0304 NEW LENOX PCT 026	141	0	260
0305 NEW LENOX PCT 027	141	0	234
0306 NEW LENOX PCT 028	125	0	286
0307 NEW LENOX PCT 029	149	0	174
0308 NEW LENOX PCT 030	112	0	239
0309 PEOTONE PCT 001	180	0	381
0310 PEOTONE PCT 002	191	0	436
0311 PEOTONE PCT 003	129	0	281
0312 PLAINFIELD PCT 001	217	0	315
0313 PLAINFIELD PCT 002	101	0	133
0314 PLAINFIELD PCT 003	116	0	186
0315 PLAINFIELD PCT 004	261	0	222
0316 PLAINFIELD PCT 005	179	0	201
0317 PLAINFIELD PCT 006	237	0	256
0318 PLAINFIELD PCT 007	199	0	197
0319 PLAINFIELD PCT 008	262	0	465
0320 PLAINFIELD PCT 009	239	0	259
0321 PLAINFIELD PCT 010	131	0	184
0322 PLAINFIELD PCT 011	91	0	200
0323 PLAINFIELD PCT 012	202	0	188
0324 PLAINFIELD PCT 013	126	0	166
0325 PLAINFIELD PCT 014	247	0	308
0326 PLAINFIELD PCT 015	171	0	206
0327 PLAINFIELD PCT 016	167	0	240
0328 PLAINFIELD PCT 017	154	0	91
0329 PLAINFIELD PCT 018	162	0	120
0330 PLAINFIELD PCT 019	204	0	202

ABSTRACT OF VOTES

WILL COUNTY, ILLINOIS
 GENERAL ELECTION
 NOVEMBER 2, 2010

OFFICIAL RESULTS

	VOTES	PERCENT		VOTES	PERCENT
COUNTY TREASURER					
Vote for 1					
01 = Pat McGuire (DEM)	89,471	47.84			
02 = No Candidate Filed (GRN)	0		03 = Steve Weber (REP)	97,566	52.16

(CONTINUED FROM PREVIOUS PAGE)

	01	02	03
0331 PLAINFIELD PCT 020	157	0	141
0332 PLAINFIELD PCT 021	109	0	110
0333 PLAINFIELD PCT 022	199	0	293
0334 PLAINFIELD PCT 023	160	0	127
0335 PLAINFIELD PCT 024	130	0	202
0336 PLAINFIELD PCT 025	174	0	221
0337 PLAINFIELD PCT 026	244	0	226
0338 PLAINFIELD PCT 027	187	0	189
0339 PLAINFIELD PCT 028	220	0	200
0340 PLAINFIELD PCT 029	144	0	57
0341 PLAINFIELD PCT 030	139	0	68
0342 PLAINFIELD PCT 031	157	0	207
0343 PLAINFIELD PCT 032	247	0	276
0344 PLAINFIELD PCT 033	220	0	196
0345 PLAINFIELD PCT 034	155	0	124
0346 PLAINFIELD PCT 035	415	0	500
0347 PLAINFIELD PCT 036	281	0	155
0348 PLAINFIELD PCT 037	241	0	214
0349 PLAINFIELD PCT 038	184	0	299
0350 PLAINFIELD PCT 039	179	0	255
0351 PLAINFIELD PCT 040	189	0	257
0352 PLAINFIELD PCT 041	218	0	195
0353 PLAINFIELD PCT 042	147	0	103
0354 PLAINFIELD PCT 043	190	0	130
0355 PLAINFIELD PCT 044	200	0	140
0356 PLAINFIELD PCT 045	412	0	259
0357 PLAINFIELD PCT 046	234	0	157
0358 REED PCT 001	246	0	313
0359 REED PCT 002	149	0	162
0360 REED PCT 003	100	0	100
0361 REED PCT 004	158	0	150
0362 REED PCT 005	189	0	264
0363 TROY PCT 001	185	0	353
0364 TROY PCT 002	350	0	301
0365 TROY PCT 003	269	0	186
0366 TROY PCT 004	165	0	166
0367 TROY PCT 005	126	0	136
0368 TROY PCT 006	152	0	140
0369 TROY PCT 007	235	0	175
0370 TROY PCT 008	329	0	369
0371 TROY PCT 009	166	0	199
0372 TROY PCT 010	368	0	351
0373 TROY PCT 011	541	0	617
0374 TROY PCT 012	207	0	161
0375 TROY PCT 013	223	0	173
0376 TROY PCT 014	137	0	172
0377 TROY PCT 015	164	0	186
0378 TROY PCT 016	255	0	356
0379 TROY PCT 017	327	0	241
0380 TROY PCT 018	277	0	291
0381 TROY PCT 019	261	0	282
0382 TROY PCT 020	310	0	291
0383 TROY PCT 021	246	0	212
0384 TROY PCT 022	206	0	292
0385 TROY PCT 023	202	0	111

ABSTRACT OF VOTES

WILL COUNTY, ILLINOIS
 GENERAL ELECTION
 NOVEMBER 2, 2010

OFFICIAL RESULTS

	VOTES	PERCENT	VOTES	PERCENT
COUNTY TREASURER				
Vote for 1				
01 = Pat McGuire (DEM)	89,471	47.84		
02 = No Candidate Filed (GRN)	0			
			03 = Steve Weber (REP)	97,566 52.16

(CONTINUED FROM PREVIOUS PAGE)

	01	02	03
0386 TROY PCT 024	235	0	204
0387 TROY PCT 025	197	0	191
0388 TROY PCT 026	287	0	220
0389 TROY PCT 027	192	0	220
0390 TROY PCT 028	434	0	463
0391 TROY PCT 029	245	0	109
0392 TROY PCT 030	145	0	227
0393 WASHINGTON PCT 001	182	0	321
0394 WASHINGTON PCT 002	62	0	221
0395 WASHINGTON PCT 003	150	0	369
0396 WASHINGTON PCT 004	213	0	429
0397 WESLEY PCT 001	152	0	271
0398 WESLEY PCT 002	126	0	167
0399 WHEATLAND PCT 001	126	0	380
0400 WHEATLAND PCT 002	150	0	251
0401 WHEATLAND PCT 003	149	0	235
0402 WHEATLAND PCT 004	249	0	346
0403 WHEATLAND PCT 005	191	0	319
0404 WHEATLAND PCT 006	192	0	301
0405 WHEATLAND PCT 007	199	0	312
0406 WHEATLAND PCT 008	153	0	297
0407 WHEATLAND PCT 009	155	0	338
0408 WHEATLAND PCT 010	267	0	441
0409 WHEATLAND PCT 011	179	0	326
0410 WHEATLAND PCT 012	189	0	271
0411 WHEATLAND PCT 013	210	0	301
0412 WHEATLAND PCT 014	134	0	244
0413 WHEATLAND PCT 015	148	0	169
0414 WHEATLAND PCT 016	180	0	296
0415 WHEATLAND PCT 017	120	0	252
0416 WHEATLAND PCT 018	342	0	555
0417 WHEATLAND PCT 019	328	0	270
0418 WHEATLAND PCT 020	135	0	231
0419 WHEATLAND PCT 021	149	0	402
0420 WHEATLAND PCT 022	143	0	108
0421 WHEATLAND PCT 023	186	0	278
0422 WHEATLAND PCT 024	120	0	191
0423 WHEATLAND PCT 025	238	0	321
0424 WHEATLAND PCT 026	100	0	285
0425 WHEATLAND PCT 027	230	0	187
0426 WHEATLAND PCT 028	260	0	267
0427 WHEATLAND PCT 029	199	0	176
0428 WHEATLAND PCT 030	75	0	241
0429 WHEATLAND PCT 031	142	0	294
0430 WHEATLAND PCT 032	128	0	244
0431 WHEATLAND PCT 033	90	0	223
0432 WHEATLAND PCT 034	425	0	535
0433 WHEATLAND PCT 035	236	0	413
0434 WHEATLAND PCT 036	121	0	203
0435 WHEATLAND PCT 037	215	0	299
0436 WHEATLAND PCT 038	207	0	304
0437 WHEATLAND PCT 039	177	0	327
0438 WHEATLAND PCT 040	164	0	239
0439 WILL PCT 001	161	0	460
0440 WILMINGTON PCT 001	84	0	94

ABSTRACT OF VOTES

WILL COUNTY, ILLINOIS
 GENERAL ELECTION
 NOVEMBER 2, 2010

OFFICIAL RESULTS

	VOTES	PERCENT		VOTES	PERCENT
COUNTY TREASURER					
Vote for 1					
01 = Pat McGuire (DEM)	89,471	47.84			
02 = No Candidate Filed (GRN)	0		03 = Steve Weber (REP)	97,566	52.16
(CONTINUED FROM PREVIOUS PAGE)	01	02	03		
0441 WILMINGTON PCT 002	163	0	170		
0442 WILMINGTON PCT 003	276	0	355		
0443 WILMINGTON PCT 004	137	0	154		
0444 WILMINGTON PCT 005	193	0	254		
0445 WILTON PCT 001	136	0	259		

ABSTRACT OF VOTES

WILL COUNTY, ILLINOIS
 GENERAL ELECTION
 NOVEMBER 2, 2010

OFFICIAL RESULTS

	VOTES	PERCENT		VOTES	PERCENT
COUNTY SHERIFF					
Vote for 1					
01 = Peter "Pete" Piazza (DEM)	92,521	49.45			
02 = No Candidate Filed (GRN)	0		03 = Paul J. Kaupas (REP)	94,569	50.55

	01	02	03
0001 CHANNAHON PCT 001	142	0	175
0002 CHANNAHON PCT 002	116	0	178
0003 CHANNAHON PCT 003	176	0	225
0004 CHANNAHON PCT 004	263	0	297
0005 CHANNAHON PCT 005	136	0	211
0006 CHANNAHON PCT 006	170	0	233
0007 CHANNAHON PCT 007	168	0	233
0008 CHANNAHON PCT 008	267	0	317
0009 CHANNAHON PCT 009	131	0	173
0010 CRETE PCT 001	194	0	213
0011 CRETE PCT 002	261	0	219
0012 CRETE PCT 003	182	0	150
0013 CRETE PCT 004	132	0	158
0014 CRETE PCT 005	69	0	71
0015 CRETE PCT 006	224	0	175
0016 CRETE PCT 007	317	0	277
0017 CRETE PCT 008	218	0	318
0018 CRETE PCT 009	130	0	228
0019 CRETE PCT 010	309	0	246
0020 CRETE PCT 011	170	0	352
0021 CRETE PCT 012	281	0	89
0022 CRETE PCT 013	283	0	361
0023 CRETE PCT 014	460	0	168
0024 CRETE PCT 015	278	0	150
0025 CRETE PCT 016	212	0	315
0026 CRETE PCT 017	288	0	110
0027 CUSTER PCT 001	249	0	324
0028 DU PAGE PCT 001	203	0	169
0029 DU PAGE PCT 002	78	0	113
0030 DU PAGE PCT 003	104	0	99
0031 DU PAGE PCT 004	121	0	135
0032 DU PAGE PCT 005	140	0	150
0033 DU PAGE PCT 006	166	0	143
0034 DU PAGE PCT 007	202	0	141
0035 DU PAGE PCT 008	236	0	183
0036 DU PAGE PCT 009	173	0	68
0037 DU PAGE PCT 010	228	0	154
0038 DU PAGE PCT 011	286	0	179
0039 DU PAGE PCT 012	260	0	167
0040 DU PAGE PCT 013	292	0	184
0041 DU PAGE PCT 014	237	0	209
0042 DU PAGE PCT 015	224	0	89
0043 DU PAGE PCT 016	193	0	179
0044 DU PAGE PCT 017	190	0	160
0045 DU PAGE PCT 018	280	0	224
0046 DU PAGE PCT 019	214	0	141
0047 DU PAGE PCT 020	232	0	241
0048 DU PAGE PCT 021	154	0	194
0049 DU PAGE PCT 022	100	0	127
0050 DU PAGE PCT 023	273	0	158
0051 DU PAGE PCT 024	240	0	170
0052 DU PAGE PCT 025	147	0	133
0053 DU PAGE PCT 026	198	0	129
0054 DU PAGE PCT 027	232	0	178
0055 DU PAGE PCT 028	242	0	174

**For City of Aurora details
 refer to that section of this book.**

ABSTRACT OF VOTES

WILL COUNTY, ILLINOIS
 GENERAL ELECTION
 NOVEMBER 2, 2010

OFFICIAL RESULTS

	VOTES	PERCENT		VOTES	PERCENT
COUNTY SHERIFF					
Vote for 1					
01 = Peter "Pete" Piazza (DEM)	92,521	49.45			
02 = No Candidate Filed (GRN)	0		03 = Paul J. Kaupas (REP)	94,569	50.55

(CONTINUED FROM PREVIOUS PAGE)

	01	02	03
0056 DU PAGE PCT 029	237	0	94
0057 DU PAGE PCT 030	209	0	305
0058 DU PAGE PCT 031	228	0	391
0059 DU PAGE PCT 032	180	0	280
0060 DU PAGE PCT 033	107	0	210
0061 DU PAGE PCT 034	229	0	391
0062 DU PAGE PCT 035	259	0	220
0063 DU PAGE PCT 036	199	0	238
0064 DU PAGE PCT 037	250	0	219
0065 DU PAGE PCT 038	222	0	92
0066 DU PAGE PCT 039	225	0	99
0067 DU PAGE PCT 040	321	0	216
0068 DU PAGE PCT 041	175	0	162
0069 DU PAGE PCT 042	192	0	183
0070 DU PAGE PCT 043	230	0	85
0071 DU PAGE PCT 044	328	0	415
0072 DU PAGE PCT 045	302	0	215
0073 DU PAGE PCT 046	170	0	99
0074 DU PAGE PCT 047	399	0	201
0075 DU PAGE PCT 048	315	0	216
0076 DU PAGE PCT 049	204	0	205
0077 DU PAGE PCT 050	144	0	34
0078 DU PAGE PCT 051	283	0	197
0079 DU PAGE PCT 052	124	0	245
0080 DU PAGE PCT 053	300	0	225
0081 DU PAGE PCT 054	230	0	106
0082 DU PAGE PCT 055	231	0	188
0083 FLORENCE PCT 001	175	0	150
0084 FRANKFORT PCT 001	152	0	248
0085 FRANKFORT PCT 002	270	0	400
0086 FRANKFORT PCT 003	203	0	356
0087 FRANKFORT PCT 004	128	0	160
0088 FRANKFORT PCT 005	148	0	252
0089 FRANKFORT PCT 006	203	0	288
0090 FRANKFORT PCT 007	135	0	218
0091 FRANKFORT PCT 008	157	0	274
0092 FRANKFORT PCT 009	127	0	207
0093 FRANKFORT PCT 010	238	0	325
0094 FRANKFORT PCT 011	157	0	192
0095 FRANKFORT PCT 012	295	0	453
0096 FRANKFORT PCT 013	208	0	291
0097 FRANKFORT PCT 014	185	0	278
0098 FRANKFORT PCT 015	188	0	233
0099 FRANKFORT PCT 016	135	0	238
0100 FRANKFORT PCT 017	149	0	235
0101 FRANKFORT PCT 018	130	0	257
0102 FRANKFORT PCT 019	199	0	263
0103 FRANKFORT PCT 020	106	0	119
0104 FRANKFORT PCT 021	196	0	230
0105 FRANKFORT PCT 022	196	0	325
0106 FRANKFORT PCT 023	136	0	235
0107 FRANKFORT PCT 024	180	0	218
0108 FRANKFORT PCT 025	235	0	380
0109 FRANKFORT PCT 026	218	0	372
0110 FRANKFORT PCT 027	278	0	359

ABSTRACT OF VOTES

WILL COUNTY, ILLINOIS
 GENERAL ELECTION
 NOVEMBER 2, 2010

OFFICIAL RESULTS

	VOTES	PERCENT		VOTES	PERCENT
COUNTY SHERIFF					
Vote for 1					
01 = Peter "Pete" Piazza (DEM)	92,521	49.45			
02 = No Candidate Filed (GRN)	0		03 = Paul J. Kaupas (REP)	94,569	50.55

(CONTINUED FROM PREVIOUS PAGE)

	01	02	03
0111 FRANKFORT PCT 028	176	0	404
0112 FRANKFORT PCT 029	281	0	386
0113 FRANKFORT PCT 030	150	0	239
0114 FRANKFORT PCT 031	204	0	279
0115 FRANKFORT PCT 032	238	0	346
0116 FRANKFORT PCT 033	177	0	212
0117 FRANKFORT PCT 034	124	0	307
0118 FRANKFORT PCT 035	217	0	336
0119 FRANKFORT PCT 036	194	0	140
0120 FRANKFORT PCT 037	305	0	349
0121 FRANKFORT PCT 038	172	0	261
0122 FRANKFORT PCT 039	166	0	369
0123 FRANKFORT PCT 040	178	0	216
0124 FRANKFORT PCT 041	249	0	322
0125 FRANKFORT PCT 042	213	0	463
0126 GREEN GARDEN PCT 001	141	0	337
0127 GREEN GARDEN PCT 002	168	0	327
0128 GREEN GARDEN PCT 003	148	0	302
0129 HOMER PCT 001	167	0	199
0130 HOMER PCT 002	99	0	174
0131 HOMER PCT 003	178	0	255
0132 HOMER PCT 004	129	0	183
0133 HOMER PCT 005	181	0	217
0134 HOMER PCT 006	204	0	282
0135 HOMER PCT 007	176	0	316
0136 HOMER PCT 008	188	0	269
0137 HOMER PCT 009	160	0	261
0138 HOMER PCT 010	296	0	446
0139 HOMER PCT 011	289	0	312
0140 HOMER PCT 012	226	0	322
0141 HOMER PCT 013	226	0	309
0142 HOMER PCT 014	120	0	181
0143 HOMER PCT 015	229	0	230
0144 HOMER PCT 016	130	0	156
0145 HOMER PCT 017	144	0	257
0146 HOMER PCT 018	240	0	268
0147 HOMER PCT 019	158	0	292
0148 HOMER PCT 020	120	0	291
0149 HOMER PCT 021	200	0	383
0150 HOMER PCT 022	237	0	275
0151 HOMER PCT 023	168	0	222
0152 HOMER PCT 024	167	0	203
0153 HOMER PCT 025	136	0	182
0154 HOMER PCT 026	186	0	218
0155 HOMER PCT 027	242	0	256
0156 HOMER PCT 028	165	0	181
0157 JACKSON PCT 001	145	0	149
0158 JACKSON PCT 002	223	0	195
0159 JACKSON PCT 003	310	0	341
0160 JACKSON PCT 004	128	0	100
0161 JOLIET PCT 001	232	0	171
0162 JOLIET PCT 002	159	0	106
0163 JOLIET PCT 003	151	0	99
0164 JOLIET PCT 004	124	0	79
0165 JOLIET PCT 005	192	0	127

ABSTRACT OF VOTES

WILL COUNTY, ILLINOIS
 GENERAL ELECTION
 NOVEMBER 2, 2010

OFFICIAL RESULTS

	VOTES	PERCENT	VOTES	PERCENT
COUNTY SHERIFF				
Vote for 1				
01 = Peter "Pete" Piazza (DEM)	92,521	49.45		
02 = No Candidate Filed (GRN)	0			
			03 = Paul J. Kaupas (REP)	94,569 50.55

(CONTINUED FROM PREVIOUS PAGE)	01	02	03
0166 JOLIET PCT 006	194	0	109
0167 JOLIET PCT 007	160	0	129
0168 JOLIET PCT 008	192	0	73
0169 JOLIET PCT 009	172	0	119
0170 JOLIET PCT 010	139	0	96
0171 JOLIET PCT 011	161	0	81
0172 JOLIET PCT 012	304	0	223
0173 JOLIET PCT 013	218	0	189
0174 JOLIET PCT 014	229	0	163
0175 JOLIET PCT 015	185	0	119
0176 JOLIET PCT 016	198	0	78
0177 JOLIET PCT 017	222	0	138
0178 JOLIET PCT 018	137	0	35
0179 JOLIET PCT 019	142	0	91
0180 JOLIET PCT 020	159	0	121
0181 JOLIET PCT 021	278	0	22
0182 JOLIET PCT 022	213	0	178
0183 JOLIET PCT 023	222	0	128
0184 JOLIET PCT 024	269	0	26
0185 JOLIET PCT 025	216	0	62
0186 JOLIET PCT 026	283	0	164
0187 JOLIET PCT 027	200	0	121
0188 JOLIET PCT 028	196	0	101
0189 JOLIET PCT 029	232	0	165
0190 JOLIET PCT 030	163	0	64
0191 JOLIET PCT 031	185	0	163
0192 JOLIET PCT 032	154	0	111
0193 JOLIET PCT 033	158	0	118
0194 JOLIET PCT 034	131	0	93
0195 JOLIET PCT 035	158	0	81
0196 JOLIET PCT 036	111	0	55
0197 JOLIET PCT 037	244	0	52
0198 JOLIET PCT 038	226	0	12
0199 JOLIET PCT 039	369	0	57
0200 JOLIET PCT 040	232	0	128
0201 JOLIET PCT 041	245	0	68
0202 JOLIET PCT 042	283	0	96
0203 JOLIET PCT 043	274	0	34
0204 JOLIET PCT 044	265	0	110
0205 JOLIET PCT 045	157	0	21
0206 JOLIET PCT 046	107	0	3
0207 JOLIET PCT 047	249	0	91
0208 JOLIET PCT 048	185	0	24
0209 JOLIET PCT 049	195	0	163
0210 JOLIET PCT 050	308	0	24
0211 JOLIET PCT 051	192	0	81
0212 JOLIET PCT 052	173	0	35
0213 JOLIET PCT 053	149	0	53
0214 JOLIET PCT 054	181	0	100
0215 JOLIET PCT 055	149	0	103
0216 JOLIET PCT 056	397	0	109
0217 JOLIET PCT 057	161	0	39
0218 JOLIET PCT 058	119	0	25
0219 JOLIET PCT 059	217	0	179
0220 JOLIET PCT 060	172	0	45

ABSTRACT OF VOTES

WILL COUNTY, ILLINOIS
 GENERAL ELECTION
 NOVEMBER 2, 2010

OFFICIAL RESULTS

	VOTES	PERCENT		VOTES	PERCENT
COUNTY SHERIFF					
Vote for 1					
01 = Peter "Pete" Piazza (DEM)	92,521	49.45			
02 = No Candidate Filed (GRN)	0		03 = Paul J. Kaupas (REP)	94,569	50.55

(CONTINUED FROM PREVIOUS PAGE)

	01	02	03
0221 JOLIET PCT 061	155	0	29
0222 JOLIET PCT 062	172	0	18
0223 JOLIET PCT 063	100	0	74
0224 JOLIET PCT 064	216	0	44
0225 LOCKPORT PCT 001	216	0	121
0226 LOCKPORT PCT 002	180	0	123
0227 LOCKPORT PCT 003	253	0	175
0228 LOCKPORT PCT 004	195	0	131
0229 LOCKPORT PCT 005	112	0	55
0230 LOCKPORT PCT 006	254	0	37
0231 LOCKPORT PCT 007	256	0	8
0232 LOCKPORT PCT 008	233	0	157
0233 LOCKPORT PCT 009	442	0	331
0234 LOCKPORT PCT 010	223	0	147
0235 LOCKPORT PCT 011	153	0	120
0236 LOCKPORT PCT 012	259	0	221
0237 LOCKPORT PCT 013	256	0	158
0238 LOCKPORT PCT 014	218	0	169
0239 LOCKPORT PCT 015	281	0	218
0240 LOCKPORT PCT 016	205	0	111
0241 LOCKPORT PCT 017	173	0	119
0242 LOCKPORT PCT 018	197	0	109
0243 LOCKPORT PCT 019	305	0	209
0244 LOCKPORT PCT 020	338	0	230
0245 LOCKPORT PCT 021	185	0	134
0246 LOCKPORT PCT 022	239	0	182
0247 LOCKPORT PCT 023	201	0	180
0248 LOCKPORT PCT 024	125	0	138
0249 LOCKPORT PCT 025	264	0	231
0250 LOCKPORT PCT 026	138	0	122
0251 LOCKPORT PCT 027	251	0	315
0252 LOCKPORT PCT 028	268	0	202
0253 LOCKPORT PCT 029	221	0	143
0254 LOCKPORT PCT 030	367	0	422
0255 LOCKPORT PCT 031	368	0	120
0256 LOCKPORT PCT 032	222	0	115
0257 LOCKPORT PCT 033	288	0	210
0258 LOCKPORT PCT 034	205	0	153
0259 LOCKPORT PCT 035	426	0	383
0260 LOCKPORT PCT 036	732	0	706
0261 LOCKPORT PCT 037	242	0	126
0262 MANHATTAN PCT 001	209	0	256
0263 MANHATTAN PCT 002	339	0	478
0264 MANHATTAN PCT 003	182	0	230
0265 MANHATTAN PCT 004	184	0	357
0266 MANHATTAN PCT 005	341	0	501
0267 MONEE PCT 001	166	0	252
0268 MONEE PCT 002	256	0	63
0269 MONEE PCT 003	116	0	184
0270 MONEE PCT 004	261	0	101
0271 MONEE PCT 005	432	0	44
0272 MONEE PCT 006	256	0	27
0273 MONEE PCT 007	295	0	16
0274 MONEE PCT 008	373	0	14
0275 MONEE PCT 009	322	0	341

ABSTRACT OF VOTES

WILL COUNTY, ILLINOIS
 GENERAL ELECTION
 NOVEMBER 2, 2010

OFFICIAL RESULTS

	VOTES	PERCENT		VOTES	PERCENT
COUNTY SHERIFF					
Vote for 1					
01 = Peter "Pete" Piazza (DEM)	92,521	49.45			
02 = No Candidate Filed (GRN)	0		03 = Paul J. Kaupas (REP)	94,569	50.55

(CONTINUED FROM PREVIOUS PAGE)

	01	02	03
0276 MONEE PCT 010	201	0	225
0277 MONEE PCT 011	381	0	25
0278 MONEE PCT 012	184	0	160
0279 NEW LENOX PCT 001	111	0	137
0280 NEW LENOX PCT 002	186	0	230
0281 NEW LENOX PCT 003	226	0	327
0282 NEW LENOX PCT 004	208	0	384
0283 NEW LENOX PCT 005	309	0	421
0284 NEW LENOX PCT 006	140	0	235
0285 NEW LENOX PCT 007	191	0	371
0286 NEW LENOX PCT 008	202	0	232
0287 NEW LENOX PCT 009	159	0	244
0288 NEW LENOX PCT 010	174	0	252
0289 NEW LENOX PCT 011	177	0	327
0290 NEW LENOX PCT 012	243	0	618
0291 NEW LENOX PCT 013	239	0	332
0292 NEW LENOX PCT 014	151	0	232
0293 NEW LENOX PCT 015	120	0	164
0294 NEW LENOX PCT 016	145	0	197
0295 NEW LENOX PCT 017	136	0	179
0296 NEW LENOX PCT 018	136	0	267
0297 NEW LENOX PCT 019	147	0	236
0298 NEW LENOX PCT 020	244	0	383
0299 NEW LENOX PCT 021	117	0	209
0300 NEW LENOX PCT 022	246	0	369
0301 NEW LENOX PCT 023	144	0	221
0302 NEW LENOX PCT 024	361	0	475
0303 NEW LENOX PCT 025	187	0	257
0304 NEW LENOX PCT 026	133	0	270
0305 NEW LENOX PCT 027	149	0	226
0306 NEW LENOX PCT 028	156	0	256
0307 NEW LENOX PCT 029	131	0	197
0308 NEW LENOX PCT 030	115	0	236
0309 PEOTONE PCT 001	203	0	364
0310 PEOTONE PCT 002	247	0	393
0311 PEOTONE PCT 003	140	0	276
0312 PLAINFIELD PCT 001	212	0	326
0313 PLAINFIELD PCT 002	89	0	145
0314 PLAINFIELD PCT 003	123	0	179
0315 PLAINFIELD PCT 004	252	0	233
0316 PLAINFIELD PCT 005	198	0	183
0317 PLAINFIELD PCT 006	260	0	240
0318 PLAINFIELD PCT 007	209	0	187
0319 PLAINFIELD PCT 008	300	0	427
0320 PLAINFIELD PCT 009	266	0	228
0321 PLAINFIELD PCT 010	129	0	184
0322 PLAINFIELD PCT 011	116	0	177
0323 PLAINFIELD PCT 012	208	0	184
0324 PLAINFIELD PCT 013	137	0	153
0325 PLAINFIELD PCT 014	279	0	278
0326 PLAINFIELD PCT 015	171	0	208
0327 PLAINFIELD PCT 016	163	0	244
0328 PLAINFIELD PCT 017	149	0	99
0329 PLAINFIELD PCT 018	175	0	104
0330 PLAINFIELD PCT 019	210	0	200

ABSTRACT OF VOTES

WILL COUNTY, ILLINOIS
 GENERAL ELECTION
 NOVEMBER 2, 2010

OFFICIAL RESULTS

	VOTES	PERCENT		VOTES	PERCENT
COUNTY SHERIFF					
Vote for 1					
01 = Peter "Pete" Piazza (DEM)	92,521	49.45			
02 = No Candidate Filed (GRN)	0		03 = Paul J. Kaupas (REP)	94,569	50.55

(CONTINUED FROM PREVIOUS PAGE)	01	02	03
0331 PLAINFIELD PCT 020	165	0	133
0332 PLAINFIELD PCT 021	115	0	102
0333 PLAINFIELD PCT 022	200	0	293
0334 PLAINFIELD PCT 023	162	0	125
0335 PLAINFIELD PCT 024	137	0	194
0336 PLAINFIELD PCT 025	171	0	221
0337 PLAINFIELD PCT 026	241	0	233
0338 PLAINFIELD PCT 027	182	0	194
0339 PLAINFIELD PCT 028	213	0	207
0340 PLAINFIELD PCT 029	143	0	57
0341 PLAINFIELD PCT 030	134	0	72
0342 PLAINFIELD PCT 031	165	0	204
0343 PLAINFIELD PCT 032	263	0	256
0344 PLAINFIELD PCT 033	220	0	202
0345 PLAINFIELD PCT 034	164	0	117
0346 PLAINFIELD PCT 035	423	0	496
0347 PLAINFIELD PCT 036	263	0	169
0348 PLAINFIELD PCT 037	242	0	213
0349 PLAINFIELD PCT 038	202	0	284
0350 PLAINFIELD PCT 039	180	0	259
0351 PLAINFIELD PCT 040	181	0	261
0352 PLAINFIELD PCT 041	212	0	196
0353 PLAINFIELD PCT 042	147	0	106
0354 PLAINFIELD PCT 043	180	0	143
0355 PLAINFIELD PCT 044	179	0	157
0356 PLAINFIELD PCT 045	410	0	263
0357 PLAINFIELD PCT 046	231	0	162
0358 REED PCT 001	250	0	308
0359 REED PCT 002	156	0	158
0360 REED PCT 003	88	0	110
0361 REED PCT 004	166	0	147
0362 REED PCT 005	205	0	248
0363 TROY PCT 001	270	0	270
0364 TROY PCT 002	386	0	268
0365 TROY PCT 003	274	0	183
0366 TROY PCT 004	164	0	163
0367 TROY PCT 005	118	0	146
0368 TROY PCT 006	161	0	130
0369 TROY PCT 007	240	0	165
0370 TROY PCT 008	385	0	315
0371 TROY PCT 009	159	0	206
0372 TROY PCT 010	367	0	350
0373 TROY PCT 011	577	0	585
0374 TROY PCT 012	217	0	151
0375 TROY PCT 013	209	0	185
0376 TROY PCT 014	152	0	156
0377 TROY PCT 015	178	0	177
0378 TROY PCT 016	289	0	325
0379 TROY PCT 017	314	0	253
0380 TROY PCT 018	291	0	275
0381 TROY PCT 019	267	0	278
0382 TROY PCT 020	334	0	267
0383 TROY PCT 021	232	0	226
0384 TROY PCT 022	223	0	274
0385 TROY PCT 023	201	0	115

ABSTRACT OF VOTES

WILL COUNTY, ILLINOIS
 GENERAL ELECTION
 NOVEMBER 2, 2010

OFFICIAL RESULTS

	VOTES	PERCENT		VOTES	PERCENT
COUNTY SHERIFF					
Vote for 1					
01 = Peter "Pete" Piazza (DEM)	92,521	49.45			
02 = No Candidate Filed (GRN)	0		03 = Paul J. Kaupas (REP)	94,569	50.55

(CONTINUED FROM PREVIOUS PAGE)	01	02	03
0386 TROY PCT 024	229	0	209
0387 TROY PCT 025	197	0	185
0388 TROY PCT 026	286	0	224
0389 TROY PCT 027	192	0	219
0390 TROY PCT 028	422	0	473
0391 TROY PCT 029	226	0	125
0392 TROY PCT 030	162	0	212
0393 WASHINGTON PCT 001	193	0	309
0394 WASHINGTON PCT 002	86	0	195
0395 WASHINGTON PCT 003	189	0	327
0396 WASHINGTON PCT 004	260	0	396
0397 WESLEY PCT 001	205	0	216
0398 WESLEY PCT 002	147	0	153
0399 WHEATLAND PCT 001	145	0	362
0400 WHEATLAND PCT 002	142	0	259
0401 WHEATLAND PCT 003	140	0	240
0402 WHEATLAND PCT 004	246	0	339
0403 WHEATLAND PCT 005	194	0	306
0404 WHEATLAND PCT 006	179	0	299
0405 WHEATLAND PCT 007	183	0	329
0406 WHEATLAND PCT 008	149	0	297
0407 WHEATLAND PCT 009	155	0	333
0408 WHEATLAND PCT 010	266	0	430
0409 WHEATLAND PCT 011	160	0	341
0410 WHEATLAND PCT 012	184	0	278
0411 WHEATLAND PCT 013	201	0	300
0412 WHEATLAND PCT 014	133	0	244
0413 WHEATLAND PCT 015	134	0	188
0414 WHEATLAND PCT 016	189	0	279
0415 WHEATLAND PCT 017	119	0	254
0416 WHEATLAND PCT 018	363	0	525
0417 WHEATLAND PCT 019	313	0	278
0418 WHEATLAND PCT 020	138	0	221
0419 WHEATLAND PCT 021	149	0	398
0420 WHEATLAND PCT 022	129	0	120
0421 WHEATLAND PCT 023	182	0	273
0422 WHEATLAND PCT 024	118	0	192
0423 WHEATLAND PCT 025	241	0	319
0424 WHEATLAND PCT 026	98	0	281
0425 WHEATLAND PCT 027	228	0	189
0426 WHEATLAND PCT 028	253	0	269
0427 WHEATLAND PCT 029	189	0	184
0428 WHEATLAND PCT 030	72	0	243
0429 WHEATLAND PCT 031	138	0	296
0430 WHEATLAND PCT 032	127	0	244
0431 WHEATLAND PCT 033	85	0	225
0432 WHEATLAND PCT 034	428	0	518
0433 WHEATLAND PCT 035	247	0	395
0434 WHEATLAND PCT 036	126	0	201
0435 WHEATLAND PCT 037	197	0	314
0436 WHEATLAND PCT 038	211	0	297
0437 WHEATLAND PCT 039	185	0	318
0438 WHEATLAND PCT 040	156	0	246
0439 WILL PCT 001	203	0	427
0440 WILMINGTON PCT 001	94	0	88

ABSTRACT OF VOTES

WILL COUNTY, ILLINOIS
 GENERAL ELECTION
 NOVEMBER 2, 2010

OFFICIAL RESULTS

		VOTES	PERCENT			VOTES	PERCENT
COUNTY SHERIFF							
Vote for 1							
01 = Peter "Pete" Piazza (DEM)		92,521	49.45	03 = Paul J. Kaupas (REP)		94,569	50.55
02 = No Candidate Filed (GRN)		0					
(CONTINUED FROM PREVIOUS PAGE)		01	02	03			
0441 WILMINGTON PCT 002	184	0	149				
0442 WILMINGTON PCT 003	334	0	300				
0443 WILMINGTON PCT 004	137	0	154				
0444 WILMINGTON PCT 005	236	0	209				
0445 WILTON PCT 001	151	0	242				



Nancy Schultz Voots

W I L L C O U N T Y C L E R K

A stylized graphic of the American flag, with the stars and stripes rendered in a soft, glowing blue and white color scheme, positioned behind the main title text.

**EDUCATION
SERVICE
REGION
SUMMARY**

**(WILL, DU PAGE, GRUNDY/KENDALL &
IROQUOIS/KANKAKEE COUNTIES)**

ABSTRACT OF VOTES

Superintendent DuPage
 GENERAL ELECTION
 NOVEMBER 2, 2010

OFFICIAL RESULTS

VOTES	PERCENT	VOTES	PERCENT
17,506		REGIONAL SUPERINTENDENT OF SCHOOLS (DU PAGE COUNTY)	
		Vote for 1	
		02 = No Candidate Filed (DEM)	0
		03 = No Candidate Filed (GRN)	0
		04 = Darlene J. Ruscitti (REP)	13,941 100.00

01 = BALLOTS CAST

	01	02	03	04
0057 DU PAGE PCT 030	561	0	0	438
0058 DU PAGE PCT 031	654	0	0	535
0059 DU PAGE PCT 032	483	0	0	394
0060 DU PAGE PCT 033	332	0	0	268
0061 DU PAGE PCT 034	652	0	0	541
0063 DU PAGE PCT 036	471	0	0	368
0079 DU PAGE PCT 052	389	0	0	310
0080 DU PAGE PCT 053	21	0	0	14
0399 WHEATLAND PCT 001	446	0	0	382
0400 WHEATLAND PCT 002	413	0	0	339
0401 WHEATLAND PCT 003	403	0	0	325
0402 WHEATLAND PCT 004	613	0	0	492
0403 WHEATLAND PCT 005	535	0	0	419
0404 WHEATLAND PCT 006	530	0	0	404
0405 WHEATLAND PCT 007	530	0	0	439
0406 WHEATLAND PCT 008	270	0	0	211
0407 WHEATLAND PCT 009	513	0	0	424
0408 WHEATLAND PCT 010	740	0	0	579
0409 WHEATLAND PCT 011	526	0	0	439
0410 WHEATLAND PCT 012	483	0	0	392
0411 WHEATLAND PCT 013	535	0	0	416
0412 WHEATLAND PCT 014	390	0	0	324
0413 WHEATLAND PCT 015	340	0	0	249
0414 WHEATLAND PCT 016	489	0	0	396
0417 WHEATLAND PCT 019	575	0	0	424
0418 WHEATLAND PCT 020	384	0	0	304
0419 WHEATLAND PCT 021	564	0	0	468
0420 WHEATLAND PCT 022	260	0	0	182
0421 WHEATLAND PCT 023	486	0	0	384
0423 WHEATLAND PCT 025	155	0	0	124
0424 WHEATLAND PCT 026	397	0	0	332
0425 WHEATLAND PCT 027	437	0	0	319
0427 WHEATLAND PCT 029	390	0	0	286
0428 WHEATLAND PCT 030	335	0	0	281
0429 WHEATLAND PCT 031	407	0	0	321
0430 WHEATLAND PCT 032	365	0	0	290
0431 WHEATLAND PCT 033	343	0	0	272
0435 WHEATLAND PCT 037	131	0	0	107
0436 WHEATLAND PCT 038	534	0	0	428
0438 WHEATLAND PCT 040	424	0	0	321

ABSTRACT OF VOTES

Superintendent Grun/Kend
 GENERAL ELECTION
 NOVEMBER 2, 2010

OFFICIAL RESULTS

01 = BALLOTS CAST

VOTES PERCENT

424

REGIONAL SUPERINTENDENT OF SCHOOLS
 (GRUNDY AND KENDALL COUNTIES)

Vote for 1

02 = No Candidate Filed (DEM)

03 = No Candidate Filed (GRN)

04 = Paul R. Nordstrom (REP)

VOTES PERCENT

0

0

344 100.00

	01	02	03	04
0416 WHEATLAND PCT 018	77	0	0	64
0430 WHEATLAND PCT 032	29	0	0	21
0435 WHEATLAND PCT 037	316	0	0	257
0444 WILMINGTON PCT 005	2	0	0	2

ABSTRACT OF VOTES

Superintendent Iroq/Kank
GENERAL ELECTION
NOVEMBER 2, 2010

OFFICIAL RESULTS

01 = BALLOTS CAST

VOTES PERCENT

15

REGIONAL SUPERINTENDENT OF SCHOOLS
(IROQUOIS AND KANKAKEE COUNTIES)

Vote for 1

02 = No Candidate Filed (DEM)

03 = No Candidate Filed (GRN)

04 = Kay M. Pangle (REP)

VOTES PERCENT

0

0

12 100.00

01	02	03	04
15	0	0	12

0397 WESLEY PCT 001

ABSTRACT OF VOTES

Regional Supt of Schools
 GENERAL ELECTION
 NOVEMBER 2, 2010

OFFICIAL RESULTS

01 = BALLOTS CAST

VOTES	PERCENT		VOTES	PERCENT
175,697		REGIONAL SUPERINTENDENT OF SCHOOLS (WILL COUNTY)		
		Vote for 1		
		02 = Jennifer Bertino-Tarrant (DEM)	86,327	51.63
		03 = No Candidate Filed (GRN)	0	
		04 = Ron Pemble (REP)	80,890	48.37

	01	02	03	04
0001 CHANNAHON PCT 001	335	144	0	169
0002 CHANNAHON PCT 002	304	149	0	142
0003 CHANNAHON PCT 003	411	206	0	196
0004 CHANNAHON PCT 004	566	274	0	277
0005 CHANNAHON PCT 005	361	166	0	177
0006 CHANNAHON PCT 006	417	190	0	211
0007 CHANNAHON PCT 007	408	175	0	220
0008 CHANNAHON PCT 008	593	281	0	298
0009 CHANNAHON PCT 009	316	148	0	153
0010 CRETE PCT 001	425	187	0	212
0011 CRETE PCT 002	497	248	0	219
0012 CRETE PCT 003	344	196	0	138
0013 CRETE PCT 004	295	142	0	146
0014 CRETE PCT 005	146	72	0	69
0015 CRETE PCT 006	420	227	0	166
0016 CRETE PCT 007	619	318	0	270
0017 CRETE PCT 008	554	204	0	322
0018 CRETE PCT 009	369	129	0	225
0019 CRETE PCT 010	569	281	0	260
0020 CRETE PCT 011	535	152	0	367
0021 CRETE PCT 012	387	276	0	89
0022 CRETE PCT 013	662	250	0	380
0023 CRETE PCT 014	655	444	0	168
0024 CRETE PCT 015	448	272	0	151
0025 CRETE PCT 016	544	212	0	303
0026 CRETE PCT 017	412	289	0	108
0027 CUSTER PCT 001	583	247	0	318
0028 DU PAGE PCT 001	385	199	0	169
0029 DU PAGE PCT 002	197	81	0	106
0030 DU PAGE PCT 003	215	107	0	98
0031 DU PAGE PCT 004	261	133	0	116
0032 DU PAGE PCT 005	296	148	0	138
0033 DU PAGE PCT 006	321	184	0	127
0034 DU PAGE PCT 007	357	208	0	136
0035 DU PAGE PCT 008	446	253	0	166
0036 DU PAGE PCT 009	249	180	0	58
0037 DU PAGE PCT 010	405	246	0	136
0038 DU PAGE PCT 011	473	292	0	165
0039 DU PAGE PCT 012	441	284	0	143
0040 DU PAGE PCT 013	494	309	0	166
0041 DU PAGE PCT 014	458	251	0	189
0042 DU PAGE PCT 015	323	228	0	82
0043 DU PAGE PCT 016	388	200	0	165
0044 DU PAGE PCT 017	364	190	0	155
0045 DU PAGE PCT 018	512	283	0	217
0046 DU PAGE PCT 019	370	228	0	128
0047 DU PAGE PCT 020	492	253	0	214
0048 DU PAGE PCT 021	353	152	0	186
0049 DU PAGE PCT 022	234	101	0	126
0050 DU PAGE PCT 023	442	291	0	138
0051 DU PAGE PCT 024	426	266	0	144
0052 DU PAGE PCT 025	292	152	0	124
0053 DU PAGE PCT 026	335	203	0	126
0054 DU PAGE PCT 027	423	250	0	154

ABSTRACT OF VOTES

Regional Supt of Schools
 GENERAL ELECTION
 NOVEMBER 2, 2010

OFFICIAL RESULTS

01 = BALLOTS CAST

VOTES PERCENT
 175,697

REGIONAL SUPERINTENDENT OF SCHOOLS (WILL COUNTY)

VOTES PERCENT
 86,327 51.63
 0
 80,890 48.37

Vote for 1

02 = Jennifer Bertino-Tarrant (DEM)
 03 = No Candidate Filed (GRN)
 04 = Ron Pemble (REP)

(CONTINUED FROM PREVIOUS PAGE)

	01	02	03	04
0055 DU PAGE PCT 028	429	259	0	151
0056 DU PAGE PCT 029	348	236	0	94
0059 DU PAGE PCT 032	1	0	0	1
0062 DU PAGE PCT 035	496	259	0	216
0064 DU PAGE PCT 037	485	269	0	196
0065 DU PAGE PCT 038	319	234	0	78
0066 DU PAGE PCT 039	333	238	0	85
0067 DU PAGE PCT 040	551	346	0	189
0068 DU PAGE PCT 041	353	175	0	161
0069 DU PAGE PCT 042	382	204	0	166
0070 DU PAGE PCT 043	332	227	0	82
0071 DU PAGE PCT 044	767	299	0	423
0072 DU PAGE PCT 045	530	327	0	188
0073 DU PAGE PCT 046	281	188	0	79
0074 DU PAGE PCT 047	623	407	0	187
0075 DU PAGE PCT 048	547	332	0	198
0076 DU PAGE PCT 049	423	213	0	185
0077 DU PAGE PCT 050	184	153	0	24
0078 DU PAGE PCT 051	497	290	0	184
0080 DU PAGE PCT 053	522	293	0	203
0081 DU PAGE PCT 054	345	229	0	100
0082 DU PAGE PCT 055	441	251	0	170
0083 FLORENCE PCT 001	339	151	0	161
0084 FRANKFORT PCT 001	407	129	0	260
0085 FRANKFORT PCT 002	730	261	0	390
0086 FRANKFORT PCT 003	581	207	0	331
0087 FRANKFORT PCT 004	303	135	0	143
0088 FRANKFORT PCT 005	413	145	0	247
0089 FRANKFORT PCT 006	519	208	0	275
0090 FRANKFORT PCT 007	363	143	0	201
0091 FRANKFORT PCT 008	453	139	0	285
0092 FRANKFORT PCT 009	344	146	0	181
0093 FRANKFORT PCT 010	598	261	0	286
0094 FRANKFORT PCT 011	366	139	0	195
0095 FRANKFORT PCT 012	772	286	0	452
0096 FRANKFORT PCT 013	522	185	0	307
0097 FRANKFORT PCT 014	483	184	0	275
0098 FRANKFORT PCT 015	441	188	0	231
0099 FRANKFORT PCT 016	390	128	0	233
0100 FRANKFORT PCT 017	404	167	0	207
0101 FRANKFORT PCT 018	394	94	0	284
0102 FRANKFORT PCT 019	484	206	0	249
0103 FRANKFORT PCT 020	231	125	0	97
0104 FRANKFORT PCT 021	444	218	0	198
0105 FRANKFORT PCT 022	542	196	0	310
0106 FRANKFORT PCT 023	396	146	0	217
0107 FRANKFORT PCT 024	426	162	0	222
0108 FRANKFORT PCT 025	639	217	0	376
0109 FRANKFORT PCT 026	620	185	0	386
0110 FRANKFORT PCT 027	668	263	0	358
0111 FRANKFORT PCT 028	613	146	0	411
0112 FRANKFORT PCT 029	693	283	0	367
0113 FRANKFORT PCT 030	401	147	0	234
0114 FRANKFORT PCT 031	501	213	0	256

ABSTRACT OF VOTES

Regional Supt of Schools
GENERAL ELECTION
NOVEMBER 2, 2010

OFFICIAL RESULTS

VOTES	PERCENT	REGIONAL SUPERINTENDENT OF SCHOOLS (WILL COUNTY)	VOTES	PERCENT
01 = BALLOTS CAST	175,697	Vote for 1		
		02 = Jennifer Bertino-Tarrant (DEM)	86,327	51.63
		03 = No Candidate Filed (GRN)	0	
		04 = Ron Pemble (REP)	80,890	48.37

(CONTINUED FROM PREVIOUS PAGE)

	01	02	03	04
0115 FRANKFORT PCT 032	606	193	0	369
0116 FRANKFORT PCT 033	397	160	0	221
0117 FRANKFORT PCT 034	446	122	0	292
0118 FRANKFORT PCT 035	573	201	0	340
0119 FRANKFORT PCT 036	351	208	0	123
0120 FRANKFORT PCT 037	669	297	0	346
0121 FRANKFORT PCT 038	466	176	0	241
0122 FRANKFORT PCT 039	549	155	0	359
0123 FRANKFORT PCT 040	407	177	0	211
0124 FRANKFORT PCT 041	604	249	0	310
0125 FRANKFORT PCT 042	689	193	0	470
0126 GREEN GARDEN PCT 001	497	134	0	338
0127 GREEN GARDEN PCT 002	513	153	0	329
0128 GREEN GARDEN PCT 003	476	140	0	308
0129 HOMER PCT 001	373	158	0	197
0130 HOMER PCT 002	278	77	0	191
0131 HOMER PCT 003	445	154	0	261
0132 HOMER PCT 004	322	100	0	200
0133 HOMER PCT 005	421	123	0	260
0134 HOMER PCT 006	495	200	0	273
0135 HOMER PCT 007	510	162	0	321
0136 HOMER PCT 008	465	165	0	286
0137 HOMER PCT 009	430	153	0	261
0138 HOMER PCT 010	759	260	0	462
0139 HOMER PCT 011	626	263	0	327
0140 HOMER PCT 012	571	189	0	344
0141 HOMER PCT 013	541	156	0	362
0142 HOMER PCT 014	314	96	0	199
0143 HOMER PCT 015	484	175	0	267
0144 HOMER PCT 016	296	137	0	140
0145 HOMER PCT 017	420	134	0	259
0146 HOMER PCT 018	523	197	0	288
0147 HOMER PCT 019	469	135	0	305
0148 HOMER PCT 020	428	113	0	291
0149 HOMER PCT 021	593	142	0	426
0150 HOMER PCT 022	525	222	0	288
0151 HOMER PCT 023	398	154	0	232
0152 HOMER PCT 024	386	150	0	214
0153 HOMER PCT 025	328	117	0	189
0154 HOMER PCT 026	423	168	0	218
0155 HOMER PCT 027	513	236	0	256
0156 HOMER PCT 028	359	142	0	199
0157 JACKSON PCT 001	303	152	0	135
0158 JACKSON PCT 002	431	232	0	178
0159 JACKSON PCT 003	661	320	0	314
0160 JACKSON PCT 004	235	119	0	106
0161 JOLIET PCT 001	413	245	0	150
0162 JOLIET PCT 002	273	165	0	93
0163 JOLIET PCT 003	256	148	0	95
0164 JOLIET PCT 004	209	125	0	78
0165 JOLIET PCT 005	324	216	0	100
0166 JOLIET PCT 006	311	183	0	115
0167 JOLIET PCT 007	295	166	0	120
0168 JOLIET PCT 008	270	198	0	66

ABSTRACT OF VOTES

Regional Supt of Schools
 GENERAL ELECTION
 NOVEMBER 2, 2010

OFFICIAL RESULTS

	VOTES	PERCENT		VOTES	PERCENT
01 = BALLOTS CAST	175,697		REGIONAL SUPERINTENDENT OF SCHOOLS (WILL COUNTY)		
			Vote for 1		
			02 = Jennifer Bertino-Tarrant (DEM)	86,327	51.63
			03 = No Candidate Filed (GRN)	0	
			04 = Ron Pemble (REP)	80,890	48.37

(CONTINUED FROM PREVIOUS PAGE)

	01	02	03	04
0169 JOLIET PCT 009	301	177	0	109
0170 JOLIET PCT 010	237	142	0	94
0171 JOLIET PCT 011	253	175	0	64
0172 JOLIET PCT 012	545	334	0	193
0173 JOLIET PCT 013	426	256	0	150
0174 JOLIET PCT 014	403	236	0	151
0175 JOLIET PCT 015	312	200	0	108
0176 JOLIET PCT 016	284	218	0	57
0177 JOLIET PCT 017	368	218	0	137
0178 JOLIET PCT 018	178	153	0	22
0179 JOLIET PCT 019	241	153	0	82
0180 JOLIET PCT 020	289	173	0	105
0181 JOLIET PCT 021	318	285	0	16
0182 JOLIET PCT 022	403	243	0	144
0183 JOLIET PCT 023	362	250	0	100
0184 JOLIET PCT 024	314	286	0	8
0185 JOLIET PCT 025	291	215	0	64
0186 JOLIET PCT 026	453	283	0	156
0187 JOLIET PCT 027	328	215	0	102
0188 JOLIET PCT 028	312	210	0	86
0189 JOLIET PCT 029	401	245	0	149
0190 JOLIET PCT 030	230	162	0	62
0191 JOLIET PCT 031	353	196	0	144
0192 JOLIET PCT 032	271	138	0	118
0193 JOLIET PCT 033	281	160	0	110
0194 JOLIET PCT 034	226	141	0	77
0195 JOLIET PCT 035	251	168	0	69
0196 JOLIET PCT 036	170	112	0	50
0197 JOLIET PCT 037	306	256	0	42
0198 JOLIET PCT 038	255	232	0	7
0199 JOLIET PCT 039	439	376	0	50
0200 JOLIET PCT 040	377	241	0	117
0201 JOLIET PCT 041	327	255	0	60
0202 JOLIET PCT 042	385	294	0	82
0203 JOLIET PCT 043	334	293	0	15
0204 JOLIET PCT 044	388	265	0	112
0205 JOLIET PCT 045	187	161	0	18
0206 JOLIET PCT 046	130	110	0	2
0207 JOLIET PCT 047	347	245	0	85
0208 JOLIET PCT 048	216	195	0	15
0209 JOLIET PCT 049	378	218	0	134
0210 JOLIET PCT 050	342	315	0	16
0211 JOLIET PCT 051	277	189	0	80
0212 JOLIET PCT 052	216	183	0	29
0213 JOLIET PCT 053	206	149	0	49
0214 JOLIET PCT 054	284	164	0	115
0215 JOLIET PCT 055	256	149	0	105
0216 JOLIET PCT 056	510	409	0	94
0217 JOLIET PCT 057	217	176	0	24
0218 JOLIET PCT 058	147	126	0	17
0219 JOLIET PCT 059	410	236	0	157
0220 JOLIET PCT 060	234	181	0	39
0221 JOLIET PCT 061	203	166	0	16
0222 JOLIET PCT 062	196	179	0	7

ABSTRACT OF VOTES

Regional Supt of Schools
 GENERAL ELECTION
 NOVEMBER 2, 2010

OFFICIAL RESULTS

	VOTES	PERCENT	VOTES	PERCENT
01 = BALLOTS CAST	175,697			
REGIONAL SUPERINTENDENT OF SCHOOLS (WILL COUNTY)				
Vote for 1				
02 = Jennifer Bertino-Tarrant (DEM)	86,327	51.63		
03 = No Candidate Filed (GRN)	0			
04 = Ron Pemble (REP)	80,890	48.37		

(CONTINUED FROM PREVIOUS PAGE)

	01	02	03	04
0223 JOLIET PCT 063	180	91	0	81
0224 JOLIET PCT 064	270	232	0	25
0225 LOCKPORT PCT 001	345	181	0	149
0226 LOCKPORT PCT 002	312	173	0	119
0227 LOCKPORT PCT 003	437	237	0	177
0228 LOCKPORT PCT 004	328	174	0	145
0229 LOCKPORT PCT 005	171	93	0	71
0230 LOCKPORT PCT 006	298	246	0	41
0231 LOCKPORT PCT 007	285	255	0	6
0232 LOCKPORT PCT 008	406	249	0	136
0233 LOCKPORT PCT 009	803	383	0	364
0234 LOCKPORT PCT 010	381	229	0	141
0235 LOCKPORT PCT 011	280	164	0	104
0236 LOCKPORT PCT 012	501	254	0	217
0237 LOCKPORT PCT 013	435	257	0	146
0238 LOCKPORT PCT 014	396	165	0	213
0239 LOCKPORT PCT 015	515	262	0	223
0240 LOCKPORT PCT 016	324	162	0	141
0241 LOCKPORT PCT 017	298	144	0	134
0242 LOCKPORT PCT 018	312	175	0	120
0243 LOCKPORT PCT 019	533	335	0	172
0244 LOCKPORT PCT 020	588	353	0	206
0245 LOCKPORT PCT 021	323	151	0	156
0246 LOCKPORT PCT 022	427	212	0	197
0247 LOCKPORT PCT 023	390	228	0	153
0248 LOCKPORT PCT 024	271	136	0	127
0249 LOCKPORT PCT 025	506	282	0	209
0250 LOCKPORT PCT 026	260	164	0	91
0251 LOCKPORT PCT 027	578	224	0	334
0252 LOCKPORT PCT 028	479	207	0	242
0253 LOCKPORT PCT 029	382	229	0	133
0254 LOCKPORT PCT 030	803	327	0	451
0255 LOCKPORT PCT 031	500	396	0	95
0256 LOCKPORT PCT 032	343	228	0	109
0257 LOCKPORT PCT 033	512	312	0	181
0258 LOCKPORT PCT 034	374	182	0	164
0259 LOCKPORT PCT 035	822	394	0	401
0260 LOCKPORT PCT 036	1468	665	0	750
0261 LOCKPORT PCT 037	380	249	0	119
0262 MANHATTAN PCT 001	496	204	0	235
0263 MANHATTAN PCT 002	846	361	0	422
0264 MANHATTAN PCT 003	420	208	0	191
0265 MANHATTAN PCT 004	565	215	0	317
0266 MANHATTAN PCT 005	872	386	0	426
0267 MONEE PCT 001	431	173	0	235
0268 MONEE PCT 002	330	250	0	67
0269 MONEE PCT 003	316	106	0	188
0270 MONEE PCT 004	380	268	0	96
0271 MONEE PCT 005	496	430	0	44
0272 MONEE PCT 006	298	264	0	18
0273 MONEE PCT 007	326	297	0	13
0274 MONEE PCT 008	414	380	0	6
0275 MONEE PCT 009	687	312	0	335
0276 MONEE PCT 010	442	192	0	227

ABSTRACT OF VOTES

Regional Supt of Schools
GENERAL ELECTION
NOVEMBER 2, 2010

OFFICIAL RESULTS

VOTES PERCENT

VOTES PERCENT

REGIONAL SUPERINTENDENT OF SCHOOLS (WILL COUNTY)

01 = BALLOTS CAST

175,697

Vote for 1

02 = Jennifer Bertino-Tarrant (DEM)

86,327 51.63

03 = No Candidate Filed (GRN)

0

04 = Ron Pemble (REP)

80,890 48.37

(CONTINUED FROM PREVIOUS PAGE)

	01	02	03	04
0277 MONEE PCT 011	417	398	0	10
0278 MONEE PCT 012	356	186	0	158
0279 NEW LENOX PCT 001	264	119	0	122
0280 NEW LENOX PCT 002	430	182	0	215
0281 NEW LENOX PCT 003	573	249	0	287
0282 NEW LENOX PCT 004	605	229	0	358
0283 NEW LENOX PCT 005	748	352	0	374
0284 NEW LENOX PCT 006	385	144	0	226
0285 NEW LENOX PCT 007	574	203	0	347
0286 NEW LENOX PCT 008	447	200	0	222
0287 NEW LENOX PCT 009	407	169	0	225
0288 NEW LENOX PCT 010	437	184	0	235
0289 NEW LENOX PCT 011	520	183	0	311
0290 NEW LENOX PCT 012	881	238	0	609
0291 NEW LENOX PCT 013	589	263	0	293
0292 NEW LENOX PCT 014	392	157	0	217
0293 NEW LENOX PCT 015	290	109	0	164
0294 NEW LENOX PCT 016	350	150	0	184
0295 NEW LENOX PCT 017	321	145	0	167
0296 NEW LENOX PCT 018	410	159	0	230
0297 NEW LENOX PCT 019	402	147	0	229
0298 NEW LENOX PCT 020	645	269	0	347
0299 NEW LENOX PCT 021	340	123	0	191
0300 NEW LENOX PCT 022	634	235	0	354
0301 NEW LENOX PCT 023	371	146	0	207
0302 NEW LENOX PCT 024	862	344	0	463
0303 NEW LENOX PCT 025	457	201	0	235
0304 NEW LENOX PCT 026	419	164	0	227
0305 NEW LENOX PCT 027	387	161	0	209
0306 NEW LENOX PCT 028	426	139	0	262
0307 NEW LENOX PCT 029	334	148	0	168
0308 NEW LENOX PCT 030	362	120	0	224
0309 PEOTONE PCT 001	595	193	0	356
0310 PEOTONE PCT 002	659	208	0	398
0311 PEOTONE PCT 003	443	122	0	266
0312 PLAINFIELD PCT 001	558	230	0	298
0313 PLAINFIELD PCT 002	241	100	0	129
0314 PLAINFIELD PCT 003	314	124	0	170
0315 PLAINFIELD PCT 004	492	267	0	212
0316 PLAINFIELD PCT 005	387	191	0	186
0317 PLAINFIELD PCT 006	514	252	0	230
0318 PLAINFIELD PCT 007	401	211	0	182
0319 PLAINFIELD PCT 008	745	296	0	424
0320 PLAINFIELD PCT 009	510	243	0	247
0321 PLAINFIELD PCT 010	326	136	0	177
0322 PLAINFIELD PCT 011	305	100	0	183
0323 PLAINFIELD PCT 012	403	218	0	171
0324 PLAINFIELD PCT 013	300	140	0	146
0325 PLAINFIELD PCT 014	566	257	0	294
0326 PLAINFIELD PCT 015	387	179	0	194
0327 PLAINFIELD PCT 016	419	172	0	229
0328 PLAINFIELD PCT 017	257	167	0	81
0329 PLAINFIELD PCT 018	287	166	0	109
0330 PLAINFIELD PCT 019	421	201	0	191

ABSTRACT OF VOTES

Regional Supt of Schools
 GENERAL ELECTION
 NOVEMBER 2, 2010

OFFICIAL RESULTS

VOTES PERCENT

VOTES PERCENT

REGIONAL SUPERINTENDENT OF SCHOOLS (WILL COUNTY)

01 = BALLOTS CAST

175,697

Vote for 1

02 = Jennifer Bertino-Tarrant (DEM)

86,327 51.63

03 = No Candidate Filed (GRN)

0

04 = Ron Pemble (REP)

80,890 48.37

(CONTINUED FROM PREVIOUS PAGE)

	01	02	03	04
0331 PLAINFIELD PCT 020	309	159	0	134
0332 PLAINFIELD PCT 021	224	116	0	98
0333 PLAINFIELD PCT 022	502	211	0	268
0334 PLAINFIELD PCT 023	297	170	0	115
0335 PLAINFIELD PCT 024	335	144	0	187
0336 PLAINFIELD PCT 025	406	176	0	211
0337 PLAINFIELD PCT 026	486	245	0	227
0338 PLAINFIELD PCT 027	385	192	0	179
0339 PLAINFIELD PCT 028	432	228	0	181
0340 PLAINFIELD PCT 029	206	139	0	59
0341 PLAINFIELD PCT 030	213	146	0	61
0342 PLAINFIELD PCT 031	370	166	0	196
0343 PLAINFIELD PCT 032	539	257	0	254
0344 PLAINFIELD PCT 033	425	230	0	185
0345 PLAINFIELD PCT 034	284	167	0	111
0346 PLAINFIELD PCT 035	947	440	0	462
0347 PLAINFIELD PCT 036	453	278	0	148
0348 PLAINFIELD PCT 037	463	254	0	197
0349 PLAINFIELD PCT 038	502	195	0	280
0350 PLAINFIELD PCT 039	456	186	0	237
0351 PLAINFIELD PCT 040	451	182	0	258
0352 PLAINFIELD PCT 041	424	224	0	180
0353 PLAINFIELD PCT 042	264	153	0	94
0354 PLAINFIELD PCT 043	335	189	0	129
0355 PLAINFIELD PCT 044	349	204	0	134
0356 PLAINFIELD PCT 045	688	409	0	256
0357 PLAINFIELD PCT 046	410	233	0	156
0358 REED PCT 001	566	266	0	288
0359 REED PCT 002	329	153	0	153
0360 REED PCT 003	203	103	0	93
0361 REED PCT 004	319	173	0	133
0362 REED PCT 005	461	206	0	239
0363 TROY PCT 001	549	201	0	325
0364 TROY PCT 002	670	389	0	257
0365 TROY PCT 003	464	280	0	167
0366 TROY PCT 004	336	178	0	143
0367 TROY PCT 005	268	135	0	122
0368 TROY PCT 006	295	157	0	133
0369 TROY PCT 007	434	251	0	154
0370 TROY PCT 008	710	390	0	304
0371 TROY PCT 009	370	167	0	194
0372 TROY PCT 010	737	396	0	312
0373 TROY PCT 011	1181	605	0	539
0374 TROY PCT 012	372	220	0	145
0375 TROY PCT 013	400	230	0	162
0376 TROY PCT 014	318	143	0	157
0377 TROY PCT 015	364	179	0	174
0378 TROY PCT 016	629	281	0	320
0379 TROY PCT 017	583	336	0	230
0380 TROY PCT 018	576	279	0	273
0381 TROY PCT 019	556	255	0	278
0382 TROY PCT 020	621	341	0	247
0383 TROY PCT 021	469	243	0	208
0384 TROY PCT 022	508	241	0	251

ABSTRACT OF VOTES

Regional Supt of Schools
 GENERAL ELECTION
 NOVEMBER 2, 2010

OFFICIAL RESULTS

VOTES PERCENT

REGIONAL SUPERINTENDENT OF SCHOOLS (WILL COUNTY)

VOTES PERCENT

01 = BALLOTS CAST

175,697

Vote for 1

- 02 = Jennifer Bertino-Tarrant (DEM)
- 03 = No Candidate Filed (GRN)
- 04 = Ron Pembie (REP)

86,327 51.63
 0
 80,890 48.37

(CONTINUED FROM PREVIOUS PAGE)

	01	02	03	04
0385 TROY PCT 023	321	205	0	108
0386 TROY PCT 024	447	246	0	188
0387 TROY PCT 025	400	210	0	167
0388 TROY PCT 026	530	294	0	212
0389 TROY PCT 027	421	205	0	203
0390 TROY PCT 028	918	463	0	432
0391 TROY PCT 029	366	251	0	101
0392 TROY PCT 030	377	166	0	202
0393 WASHINGTON PCT 001	529	188	0	306
0394 WASHINGTON PCT 002	294	75	0	203
0395 WASHINGTON PCT 003	541	150	0	350
0396 WASHINGTON PCT 004	671	234	0	401
0397 WESLEY PCT 001	413	163	0	235
0398 WESLEY PCT 002	306	146	0	149
0399 WHEATLAND PCT 001	80	23	0	52
0406 WHEATLAND PCT 008	209	58	0	136
0415 WHEATLAND PCT 017	381	129	0	233
0416 WHEATLAND PCT 018	842	321	0	489
0417 WHEATLAND PCT 019	47	26	0	17
0422 WHEATLAND PCT 024	321	124	0	183
0423 WHEATLAND PCT 025	419	191	0	215
0426 WHEATLAND PCT 028	539	259	0	252
0429 WHEATLAND PCT 031	55	12	0	40
0432 WHEATLAND PCT 034	990	427	0	522
0433 WHEATLAND PCT 035	684	258	0	382
0434 WHEATLAND PCT 036	341	129	0	196
0435 WHEATLAND PCT 037	83	36	0	42
0437 WHEATLAND PCT 039	522	190	0	299
0439 WILL PCT 001	658	167	0	440
0440 WILMINGTON PCT 001	194	89	0	85
0441 WILMINGTON PCT 002	339	170	0	160
0442 WILMINGTON PCT 003	657	297	0	331
0443 WILMINGTON PCT 004	305	150	0	135
0444 WILMINGTON PCT 005	457	204	0	237
0445 WILTON PCT 001	414	150	0	235

KANKAKEE

Statement of Votes Cast
2010 General Election
SOVC For Jurisdiction Wide, All Counters, All Races
Official Results

Date:11/19/10
Time:11:04:38
Page:43 of 68

	ESR (WILL)						
	Reg. Voters	Times Counted	Total Votes	RON PEMBLE (REP)		JENNIFER TARRANT (DEM)	
Jurisdiction Wide							
ESSEX	604	335	310	159	51.29%	151	48.71%
Total	604	335	310	159	51.29%	151	48.71%

NUMBERED KEY CANVASS

KENDALL COUNTY, ILLINOIS
GENERAL ELECTION
NOVEMBER 2, 2010

OFFICIAL RESULTS

RUN DATE:11/16/10 06:08 PM

REPORT-EL52 PAGE 0034

WITH 4 OF 4 PRECINCTS REPORTING

		VOTES PERCENT		VOTES PERCENT	
REGIONAL SUPERINTENDENT OF SCHOOLS (WILL COUNTY)					
VOTE FOR 1					
01 = JENNIFER BERTINO-TARRANT (DEM)		717	52.72		
02 = NO CANDIDATE FILED (GRN)		0		04 = OVER VOTES	0
03 = RON PEMBLE (REP)		643	47.28	05 = UNDER VOTES	80

		01	02	03	04 05

0601 NA AU SAY 1		7	0	25	0 2
0602 NA AU SAY 2		347	0	298	0 33
0603 NA AU SAY 3		206	0	137	0 25
0604 NA AU SAY 4		157	0	183	0 20



Nancy Schultz Voots

W I L L C O U N T Y C L E R K

A large, semi-transparent image of the American flag is positioned in the background, with the stars and stripes clearly visible.

COUNTY BOARD

SUMMARY

(DISTRICTS 3, 5 & 9 – Full Terms)

(DISTRICT 8 – 1 Unexpired Term)

ABSTRACT OF VOTES

County Board District 3
GENERAL ELECTION
NOVEMBER 2, 2010

OFFICIAL RESULTS

	VOTES	PERCENT	VOTES	PERCENT
01 = BALLOTS CAST	18,092			
			COUNTY BOARD MEMBER DISTRICT 3	
			Vote for 3	
			02 = Diane Benjamin (DEM)	7,151 18.38
			03 = Anil Saxena (DEM)	4,349 11.18
			04 = No Candidate Filed (GRN)	0
			05 = Suzanne Hart (REP)	9,669 24.85
			06 = Laurie McPhillips (REP)	8,976 23.07
			07 = Ann Dralle (REP)	8,759 22.51

	01	02	03	04	05	06	07
0028 DU PAGE PCT 001	385	167	102	0	185	176	193
0029 DU PAGE PCT 002	197	80	42	0	107	97	114
0030 DU PAGE PCT 003	215	99	66	0	115	105	119
0031 DU PAGE PCT 004	261	109	73	0	132	116	137
0032 DU PAGE PCT 005	296	135	78	0	156	141	158
0033 DU PAGE PCT 006	321	169	94	0	141	128	133
0034 DU PAGE PCT 007	357	182	96	0	163	151	145
0035 DU PAGE PCT 008	446	219	143	0	192	173	170
0036 DU PAGE PCT 009	249	168	85	0	76	54	55
0037 DU PAGE PCT 010	405	225	141	0	145	155	140
0042 DU PAGE PCT 015	323	216	134	0	93	96	79
0048 DU PAGE PCT 021	353	128	75	0	196	183	219
0049 DU PAGE PCT 022	234	89	43	0	124	120	137
0051 DU PAGE PCT 024	426	245	143	0	165	155	150
0054 DU PAGE PCT 027	423	232	137	0	180	159	161
0065 DU PAGE PCT 038	319	216	121	0	93	85	71
0070 DU PAGE PCT 043	332	211	126	0	93	80	71
0071 DU PAGE PCT 044	767	287	174	0	504	482	453
0073 DU PAGE PCT 046	281	168	95	0	99	108	93
0075 DU PAGE PCT 048	547	309	181	0	212	206	192
0077 DU PAGE PCT 050	184	138	76	0	31	27	33
0081 DU PAGE PCT 054	345	217	114	0	113	96	94
0399 WHEATLAND PCT 001	526	126	72	0	349	325	317
0403 WHEATLAND PCT 005	535	171	109	0	330	294	278
0406 WHEATLAND PCT 008	479	135	87	0	284	258	252
0407 WHEATLAND PCT 009	513	153	96	0	332	306	288
0408 WHEATLAND PCT 010	740	226	179	0	430	397	389
0409 WHEATLAND PCT 011	526	160	101	0	342	315	302
0410 WHEATLAND PCT 012	483	166	102	0	304	268	268
0411 WHEATLAND PCT 013	535	180	113	0	288	277	254
0412 WHEATLAND PCT 014	390	116	71	0	248	222	214
0413 WHEATLAND PCT 015	340	125	77	0	178	176	169
0415 WHEATLAND PCT 017	381	95	60	0	249	257	242
0418 WHEATLAND PCT 020	384	104	56	0	245	219	218
0419 WHEATLAND PCT 021	564	133	86	0	394	363	359
0421 WHEATLAND PCT 023	486	163	109	0	277	246	236
0424 WHEATLAND PCT 026	397	83	65	0	280	248	238
0429 WHEATLAND PCT 031	462	119	65	0	271	249	230
0430 WHEATLAND PCT 032	394	114	82	0	230	220	217
0431 WHEATLAND PCT 033	343	82	52	0	220	202	196
0432 WHEATLAND PCT 034	990	373	227	0	523	517	479
0436 WHEATLAND PCT 038	534	176	111	0	336	294	278
0438 WHEATLAND PCT 040	424	142	90	0	244	230	215

**For City of Aurora details
refer to that section of this book.**

01 = BALLOTS CAST

VOTES PERCENT

COUNTY BOARD MEMBER DISTRICT 5

VOTES PERCENT

26,351

Vote for 3

- 02 = Judith A. McDermott (DEM)
- 03 = Tim Reilly (DEM)
- 04 = Mike Hilliard (DEM)
- 05 = No Candidate Filed (GRN)
- 06 = Lee Ann Goodson (REP)
- 07 = Brian J. Smith (REP)
- 08 = John F. ArgoudeIis (REP)

10,392 16.36
 9,007 14.18
 7,299 11.49
 0
 13,210 20.80
 11,774 18.54
 11,828 18.62

	01	02	03	04	05	06	07	08
0312 PLAINFIELD PCT 001	558	188	152	124	0	324	280	306
0313 PLAINFIELD PCT 002	241	66	68	43	0	151	127	158
0314 PLAINFIELD PCT 003	314	83	86	62	0	198	166	198
0317 PLAINFIELD PCT 006	514	208	168	146	0	262	209	218
0318 PLAINFIELD PCT 007	401	166	152	122	0	221	188	205
0319 PLAINFIELD PCT 008	745	235	222	181	0	437	386	404
0320 PLAINFIELD PCT 009	510	199	181	151	0	265	229	228
0321 PLAINFIELD PCT 010	326	98	99	79	0	185	156	188
0322 PLAINFIELD PCT 011	305	69	90	52	0	201	178	197
0324 PLAINFIELD PCT 013	300	113	103	80	0	168	133	155
0325 PLAINFIELD PCT 014	566	198	198	145	0	284	259	287
0326 PLAINFIELD PCT 015	387	153	123	101	0	199	182	170
0327 PLAINFIELD PCT 016	419	134	114	99	0	229	219	225
0328 PLAINFIELD PCT 017	257	144	93	86	0	97	71	72
0329 PLAINFIELD PCT 018	287	156	77	78	0	109	85	83
0330 PLAINFIELD PCT 019	421	166	157	119	0	206	173	197
0331 PLAINFIELD PCT 020	309	134	119	101	0	129	114	101
0332 PLAINFIELD PCT 021	224	75	98	57	0	125	95	102
0333 PLAINFIELD PCT 022	502	163	149	124	0	302	267	246
0334 PLAINFIELD PCT 023	297	144	102	92	0	110	106	89
0335 PLAINFIELD PCT 024	335	116	100	85	0	200	169	170
0336 PLAINFIELD PCT 025	406	155	124	108	0	219	206	200
0338 PLAINFIELD PCT 027	385	173	149	125	0	178	160	139
0339 PLAINFIELD PCT 028	432	199	143	120	0	183	162	151
0340 PLAINFIELD PCT 029	206	123	75	71	0	55	54	46
0341 PLAINFIELD PCT 030	213	129	84	82	0	66	59	55
0342 PLAINFIELD PCT 031	370	150	106	99	0	184	166	156
0343 PLAINFIELD PCT 032	539	216	201	157	0	261	218	222
0344 PLAINFIELD PCT 033	425	183	180	137	0	202	150	176
0345 PLAINFIELD PCT 034	284	135	114	100	0	117	95	88
0346 PLAINFIELD PCT 035	947	405	270	243	0	451	437	420
0347 PLAINFIELD PCT 036	453	246	171	158	0	148	133	132
0349 PLAINFIELD PCT 038	502	162	144	117	0	295	283	302
0350 PLAINFIELD PCT 039	456	154	134	115	0	248	221	214
0351 PLAINFIELD PCT 040	451	162	130	112	0	258	231	217
0352 PLAINFIELD PCT 041	424	194	161	139	0	186	164	157
0353 PLAINFIELD PCT 042	264	126	106	96	0	96	89	83
0354 PLAINFIELD PCT 043	335	167	118	106	0	132	120	112
0355 PLAINFIELD PCT 044	349	174	136	124	0	134	121	107
0356 PLAINFIELD PCT 045	688	386	344	318	0	279	256	233
0357 PLAINFIELD PCT 046	410	203	158	142	0	144	141	133
0365 TROY PCT 003	464	207	198	142	0	207	178	178
0366 TROY PCT 004	336	114	135	78	0	178	152	169
0368 TROY PCT 006	295	128	138	89	0	149	129	120
0370 TROY PCT 008	710	277	328	217	0	358	311	334
0374 TROY PCT 012	372	158	160	109	0	185	166	141
0375 TROY PCT 013	400	190	178	142	0	178	154	135
0378 TROY PCT 016	629	155	187	94	0	387	339	386
0382 TROY PCT 020	621	246	262	198	0	298	244	250
0383 TROY PCT 021	469	204	204	150	0	219	193	180

ABSTRACT OF VOTES

County Board District 5
 GENERAL ELECTION
 NOVEMBER 2, 2010

OFFICIAL RESULTS

01 = BALLOTS CAST

VOTES PERCENT
 26,351

COUNTY BOARD MEMBER DISTRICT 5

Vote for 3

- 02 = Judith A. McDermott (DEM)
- 03 = Tim Reilly (DEM)
- 04 = Mike Hilliard (DEM)
- 05 = No Candidate Filed (GRN)
- 06 = Lee Ann Goodson (REP)
- 07 = Brian J. Smith (REP)
- 08 = John F. Argoudelis (REP)

VOTES PERCENT
 10,392 16.36
 9,007 14.18
 7,299 11.49
 0
 13,210 20.80
 11,774 18.54
 11,828 18.62

(CONTINUED FROM PREVIOUS PAGE)

	01	02	03	04	05	06	07	08
0386 TROY PCT 024	447	171	197	129	0	226	196	212
0389 TROY PCT 027	421	154	147	100	0	203	185	195
0416 WHEATLAND PCT 018	919	316	232	208	0	505	485	465
0422 WHEATLAND PCT 024	321	104	82	69	0	191	183	169
0423 WHEATLAND PCT 025	574	218	175	146	0	284	280	280
0426 WHEATLAND PCT 028	539	233	160	151	0	250	232	232
0433 WHEATLAND PCT 035	684	206	165	145	0	387	372	347
0434 WHEATLAND PCT 036	341	103	87	81	0	203	191	170
0435 WHEATLAND PCT 037	530	195	141	139	0	273	267	249
0437 WHEATLAND PCT 039	522	163	132	116	0	291	259	274

ABSTRACT OF VOTES

County Board District 8
 GENERAL ELECTION
 NOVEMBER 2, 2010

OFFICIAL RESULTS

01 = BALLOTS CAST

VOTES PERCENT
 12,066

COUNTY BOARD MEMBER DISTRICT 8 (UNEXPIRED)

VOTES PERCENT
 8,583 74.69
 0
 2,909 25.31

	01	02	03	04
0160 JACKSON PCT 004	235	98	0	125
0166 JOLIET PCT 006	311	175	0	122
0170 JOLIET PCT 010	237	139	0	96
0176 JOLIET PCT 016	284	205	0	71
0178 JOLIET PCT 018	178	144	0	30
0181 JOLIET PCT 021	318	288	0	13
0184 JOLIET PCT 024	314	284	0	9
0185 JOLIET PCT 025	291	206	0	71
0190 JOLIET PCT 030	230	164	0	62
0192 JOLIET PCT 032	271	136	0	116
0195 JOLIET PCT 035	251	164	0	71
0196 JOLIET PCT 036	170	108	0	52
0197 JOLIET PCT 037	306	257	0	40
0198 JOLIET PCT 038	255	234	0	6
0199 JOLIET PCT 039	439	378	0	49
0200 JOLIET PCT 040	377	228	0	125
0201 JOLIET PCT 041	327	253	0	56
0202 JOLIET PCT 042	385	278	0	95
0203 JOLIET PCT 043	334	298	0	12
0204 JOLIET PCT 044	388	251	0	116
0205 JOLIET PCT 045	187	158	0	22
0206 JOLIET PCT 046	130	109	0	1
0207 JOLIET PCT 047	347	241	0	92
0208 JOLIET PCT 048	216	202	0	9
0210 JOLIET PCT 050	342	315	0	14
0212 JOLIET PCT 052	216	181	0	28
0213 JOLIET PCT 053	206	147	0	51
0214 JOLIET PCT 054	284	156	0	120
0215 JOLIET PCT 055	256	142	0	109
0216 JOLIET PCT 056	510	395	0	109
0217 JOLIET PCT 057	217	170	0	27
0220 JOLIET PCT 060	234	177	0	39
0222 JOLIET PCT 062	196	175	0	12
0223 JOLIET PCT 063	180	90	0	80
0229 LOCKPORT PCT 005	171	83	0	75
0230 LOCKPORT PCT 006	298	247	0	44
0231 LOCKPORT PCT 007	285	256	0	8
0243 LOCKPORT PCT 019	533	292	0	201
0364 TROY PCT 002	670	316	0	315
0385 TROY PCT 023	321	199	0	111
0391 TROY PCT 029	366	244	0	105

ABSTRACT OF VOTES

County Board District 9
GENERAL ELECTION
NOVEMBER 2, 2010

OFFICIAL RESULTS

VOTES	PERCENT	VOTES	PERCENT
16,777			
COUNTY BOARD MEMBER DISTRICT 9			
Vote for 3			
		8,899	21.29
		7,602	18.19
		7,106	17.00
		0	
		6,213	14.86
		6,232	14.91
		5,745	13.75

01 = BALLOTS CAST

	01	02	03	04	05	06	07	08
0161 JOLIET PCT 001	413	211	185	164	0	160	172	158
0162 JOLIET PCT 002	273	151	148	137	0	94	88	70
0163 JOLIET PCT 003	256	139	125	125	0	88	81	71
0164 JOLIET PCT 004	209	109	89	82	0	69	73	69
0165 JOLIET PCT 005	324	187	162	161	0	113	108	86
0167 JOLIET PCT 007	295	153	141	130	0	101	106	100
0168 JOLIET PCT 008	270	169	112	115	0	73	72	65
0169 JOLIET PCT 009	301	169	147	150	0	102	101	92
0171 JOLIET PCT 011	253	168	146	139	0	58	62	57
0172 JOLIET PCT 012	545	297	274	258	0	211	214	188
0173 JOLIET PCT 013	426	217	180	178	0	162	198	153
0174 JOLIET PCT 014	403	210	198	200	0	154	159	137
0175 JOLIET PCT 015	312	171	151	132	0	99	111	98
0177 JOLIET PCT 017	368	194	172	181	0	132	132	127
0179 JOLIET PCT 019	241	134	120	110	0	81	85	73
0180 JOLIET PCT 020	289	140	160	131	0	103	120	97
0182 JOLIET PCT 022	403	211	194	173	0	144	171	127
0183 JOLIET PCT 023	362	217	190	197	0	109	117	112
0186 JOLIET PCT 026	453	248	238	232	0	157	152	140
0187 JOLIET PCT 027	328	199	180	178	0	92	100	89
0188 JOLIET PCT 028	312	189	145	138	0	78	91	78
0189 JOLIET PCT 029	401	222	194	178	0	164	173	143
0191 JOLIET PCT 031	353	173	161	161	0	144	166	122
0193 JOLIET PCT 033	281	149	125	131	0	117	103	106
0194 JOLIET PCT 034	226	133	101	100	0	81	75	77
0209 JOLIET PCT 049	378	195	168	161	0	129	129	133
0211 JOLIET PCT 051	277	172	153	137	0	84	82	72
0218 JOLIET PCT 058	147	101	73	72	0	21	19	14
0219 JOLIET PCT 059	410	200	189	176	0	153	181	145
0221 JOLIET PCT 061	203	150	98	89	0	15	16	16
0224 JOLIET PCT 064	270	201	132	127	0	26	25	18
0232 LOCKPORT PCT 008	406	226	221	193	0	137	122	118
0234 LOCKPORT PCT 010	381	212	195	174	0	154	124	121
0235 LOCKPORT PCT 011	280	149	131	112	0	111	100	97
0236 LOCKPORT PCT 012	501	239	210	183	0	214	190	194
0244 LOCKPORT PCT 020	588	298	229	194	0	222	209	203
0249 LOCKPORT PCT 025	506	236	226	199	0	229	209	205
0260 LOCKPORT PCT 036	1468	626	502	445	0	767	759	782
0315 PLAINFIELD PCT 004	492	243	185	162	0	195	189	185
0316 PLAINFIELD PCT 005	387	184	153	158	0	171	159	161
0323 PLAINFIELD PCT 012	403	209	164	148	0	151	154	136
0337 PLAINFIELD PCT 026	486	239	176	163	0	212	213	193
0348 PLAINFIELD PCT 037	463	231	167	147	0	183	185	171
0369 TROY PCT 007	434	228	192	185	0	153	137	146



Nancy Schultz Voots

W I L L C O U N T Y C L E R K



JUDICIAL SUMMARY

CIRCUIT COURT – 12TH JUDICIAL CIRCUIT

(WILL COUNTY – WHITE VACANCY)

(1ST SUBCIRCUIT – PETKA VACANCY)

(3RD, 4TH & 5TH SUBCIRCUITS – ADDITIONAL JUDGESHIP A)

(5TH SUBCIRCUIT – ADDITIONAL JUDGESHIP B)

&

JUDICIAL RETENTIONS

ABSTRACT OF VOTES

12 Judicial Circuit
 GENERAL ELECTION
 NOVEMBER 2, 2010

OFFICIAL RESULTS

VOTES PERCENT

VOTES PERCENT

01 = BALLOTS CAST

193,642

12TH JUDICIAL CIRCUIT (WHITE VACANCY)

Vote for 1

02 = Gary S. Mueller (DEM)

81,957 44.82

03 = No Candidate Filed (GRN)

0

04 = Michael J. Powers (REP)

100,912 55.18

 01 02 03 04

0001 CHANNAHON PCT 001	335	132	0	180
0002 CHANNAHON PCT 002	304	114	0	174
0003 CHANNAHON PCT 003	411	160	0	233
0004 CHANNAHON PCT 004	566	219	0	326
0005 CHANNAHON PCT 005	361	108	0	228
0006 CHANNAHON PCT 006	417	136	0	262
0007 CHANNAHON PCT 007	408	130	0	263
0008 CHANNAHON PCT 008	593	234	0	343
0009 CHANNAHON PCT 009	316	100	0	195
0010 CRETE PCT 001	425	167	0	232
0011 CRETE PCT 002	497	243	0	217
0012 CRETE PCT 003	344	177	0	153
0013 CRETE PCT 004	295	143	0	144
0014 CRETE PCT 005	146	61	0	77
0015 CRETE PCT 006	420	220	0	169
0016 CRETE PCT 007	619	303	0	289
0017 CRETE PCT 008	554	192	0	338
0018 CRETE PCT 009	369	138	0	209
0019 CRETE PCT 010	569	268	0	274
0020 CRETE PCT 011	535	147	0	366
0021 CRETE PCT 012	387	261	0	106
0022 CRETE PCT 013	662	222	0	405
0023 CRETE PCT 014	655	423	0	192
0024 CRETE PCT 015	448	265	0	153
0025 CRETE PCT 016	544	198	0	319
0026 CRETE PCT 017	412	273	0	124
0027 CUSTER PCT 001	583	221	0	351
0028 DU PAGE PCT 001	385	183	0	183
0029 DU PAGE PCT 002	197	82	0	107
0030 DU PAGE PCT 003	215	102	0	101
0031 DU PAGE PCT 004	261	119	0	131
0032 DU PAGE PCT 005	296	144	0	142
0033 DU PAGE PCT 006	321	176	0	134
0034 DU PAGE PCT 007	357	197	0	150
0035 DU PAGE PCT 008	446	242	0	179
0036 DU PAGE PCT 009	249	175	0	63
0037 DU PAGE PCT 010	405	231	0	150
0038 DU PAGE PCT 011	473	269	0	187
0039 DU PAGE PCT 012	441	268	0	159
0040 DU PAGE PCT 013	494	278	0	198
0041 DU PAGE PCT 014	458	231	0	211
0042 DU PAGE PCT 015	323	220	0	91
0043 DU PAGE PCT 016	388	189	0	177
0044 DU PAGE PCT 017	364	181	0	166
0045 DU PAGE PCT 018	512	277	0	227
0046 DU PAGE PCT 019	370	221	0	130
0047 DU PAGE PCT 020	492	229	0	243
0048 DU PAGE PCT 021	353	140	0	200
0049 DU PAGE PCT 022	234	93	0	133
0050 DU PAGE PCT 023	442	265	0	163
0051 DU PAGE PCT 024	426	256	0	152
0052 DU PAGE PCT 025	292	151	0	127
0053 DU PAGE PCT 026	335	209	0	120
0054 DU PAGE PCT 027	423	235	0	171

**For City of Aurora details
 refer to that section of this book.**

ABSTRACT OF VOTES

12 Judicial Circuit
 GENERAL ELECTION
 NOVEMBER 2, 2010

OFFICIAL RESULTS

VOTES PERCENT

VOTES PERCENT

01 = BALLOTS CAST

193,642

12TH JUDICIAL CIRCUIT (WHITE VACANCY)

Vote for 1

02 = Gary S. Mueller (DEM)

03 = No Candidate Filed (GRN)

04 = Michael J. Powers (REP)

81,957 44.82

0

100,912 55.18

(CONTINUED FROM PREVIOUS PAGE)

	01	02	03	04
0055 DU PAGE PCT 028	429	230	0	182
0056 DU PAGE PCT 029	348	226	0	103
0057 DU PAGE PCT 030	561	175	0	335
0058 DU PAGE PCT 031	654	188	0	421
0059 DU PAGE PCT 032	484	157	0	297
0060 DU PAGE PCT 033	332	101	0	214
0061 DU PAGE PCT 034	652	176	0	423
0062 DU PAGE PCT 035	496	224	0	244
0063 DU PAGE PCT 036	471	172	0	251
0064 DU PAGE PCT 037	485	242	0	218
0065 DU PAGE PCT 038	319	225	0	87
0066 DU PAGE PCT 039	333	226	0	96
0067 DU PAGE PCT 040	551	306	0	228
0068 DU PAGE PCT 041	353	169	0	168
0069 DU PAGE PCT 042	382	182	0	187
0070 DU PAGE PCT 043	332	223	0	89
0071 DU PAGE PCT 044	767	236	0	497
0072 DU PAGE PCT 045	530	293	0	219
0073 DU PAGE PCT 046	281	177	0	93
0074 DU PAGE PCT 047	623	387	0	213
0075 DU PAGE PCT 048	547	308	0	220
0076 DU PAGE PCT 049	423	202	0	200
0077 DU PAGE PCT 050	184	149	0	25
0078 DU PAGE PCT 051	497	273	0	198
0079 DU PAGE PCT 052	389	117	0	246
0080 DU PAGE PCT 053	543	285	0	233
0081 DU PAGE PCT 054	345	234	0	100
0082 DU PAGE PCT 055	441	228	0	188
0083 FLORENCE PCT 001	339	132	0	180
0084 FRANKFORT PCT 001	407	108	0	276
0085 FRANKFORT PCT 002	730	234	0	408
0086 FRANKFORT PCT 003	581	199	0	345
0087 FRANKFORT PCT 004	303	127	0	156
0088 FRANKFORT PCT 005	413	140	0	252
0089 FRANKFORT PCT 006	519	176	0	299
0090 FRANKFORT PCT 007	363	128	0	212
0091 FRANKFORT PCT 008	453	122	0	302
0092 FRANKFORT PCT 009	344	126	0	205
0093 FRANKFORT PCT 010	598	232	0	313
0094 FRANKFORT PCT 011	366	131	0	202
0095 FRANKFORT PCT 012	772	254	0	482
0096 FRANKFORT PCT 013	522	162	0	317
0097 FRANKFORT PCT 014	483	170	0	279
0098 FRANKFORT PCT 015	441	173	0	248
0099 FRANKFORT PCT 016	390	111	0	251
0100 FRANKFORT PCT 017	404	160	0	211
0101 FRANKFORT PCT 018	394	82	0	296
0102 FRANKFORT PCT 019	484	179	0	264
0103 FRANKFORT PCT 020	231	110	0	108
0104 FRANKFORT PCT 021	444	192	0	224
0105 FRANKFORT PCT 022	542	193	0	308
0106 FRANKFORT PCT 023	396	130	0	232
0107 FRANKFORT PCT 024	426	147	0	234
0108 FRANKFORT PCT 025	639	187	0	418

ABSTRACT OF VOTES

12 Judicial Circuit
 GENERAL ELECTION
 NOVEMBER 2, 2010

OFFICIAL RESULTS

VOTES PERCENT

VOTES PERCENT

01 = BALLOTS CAST

193,642

12TH JUDICIAL CIRCUIT (WHITE VACANCY)

Vote for 1

02 = Gary S. Mueller (DEM)

81,957 44.82

03 = No Candidate Filed (GRN)

0

04 = Michael J. Powers (REP)

100,912 55.18

(CONTINUED FROM PREVIOUS PAGE)

	01	02	03	04
0109 FRANKFORT PCT 026	620	175	0	407
0110 FRANKFORT PCT 027	668	229	0	391
0111 FRANKFORT PCT 028	613	134	0	422
0112 FRANKFORT PCT 029	693	250	0	401
0113 FRANKFORT PCT 030	401	120	0	261
0114 FRANKFORT PCT 031	501	161	0	298
0115 FRANKFORT PCT 032	606	172	0	400
0116 FRANKFORT PCT 033	397	140	0	241
0117 FRANKFORT PCT 034	446	106	0	306
0118 FRANKFORT PCT 035	573	165	0	370
0119 FRANKFORT PCT 036	351	192	0	137
0120 FRANKFORT PCT 037	669	268	0	371
0121 FRANKFORT PCT 038	466	165	0	257
0122 FRANKFORT PCT 039	549	147	0	364
0123 FRANKFORT PCT 040	407	167	0	214
0124 FRANKFORT PCT 041	604	218	0	328
0125 FRANKFORT PCT 042	689	174	0	487
0126 GREEN GARDEN PCT 001	497	133	0	333
0127 GREEN GARDEN PCT 002	513	149	0	331
0128 GREEN GARDEN PCT 003	476	142	0	297
0129 HOMER PCT 001	373	137	0	219
0130 HOMER PCT 002	278	64	0	200
0131 HOMER PCT 003	445	131	0	290
0132 HOMER PCT 004	322	91	0	210
0133 HOMER PCT 005	421	109	0	268
0134 HOMER PCT 006	495	171	0	295
0135 HOMER PCT 007	510	134	0	344
0136 HOMER PCT 008	465	152	0	298
0137 HOMER PCT 009	430	134	0	282
0138 HOMER PCT 010	759	220	0	501
0139 HOMER PCT 011	626	214	0	363
0140 HOMER PCT 012	571	141	0	389
0141 HOMER PCT 013	541	129	0	389
0142 HOMER PCT 014	314	88	0	207
0143 HOMER PCT 015	484	163	0	289
0144 HOMER PCT 016	296	121	0	152
0145 HOMER PCT 017	420	122	0	267
0146 HOMER PCT 018	523	163	0	320
0147 HOMER PCT 019	469	105	0	320
0148 HOMER PCT 020	428	85	0	309
0149 HOMER PCT 021	593	117	0	453
0150 HOMER PCT 022	525	185	0	312
0151 HOMER PCT 023	398	126	0	250
0152 HOMER PCT 024	386	128	0	228
0153 HOMER PCT 025	328	93	0	210
0154 HOMER PCT 026	423	138	0	242
0155 HOMER PCT 027	513	200	0	288
0156 HOMER PCT 028	359	121	0	213
0157 JACKSON PCT 001	303	149	0	142
0158 JACKSON PCT 002	431	189	0	220
0159 JACKSON PCT 003	661	280	0	348
0160 JACKSON PCT 004	235	97	0	130
0161 JOLIET PCT 001	413	192	0	198
0162 JOLIET PCT 002	273	139	0	120

ABSTRACT OF VOTES

12 Judicial Circuit
GENERAL ELECTION
NOVEMBER 2, 2010

OFFICIAL RESULTS

VOTES PERCENT

VOTES PERCENT

01 = BALLOTS CAST

193,642

12TH JUDICIAL CIRCUIT (WHITE VACANCY)

Vote for 1

02 = Gary S. Mueller (DEM)

81,957 44.82

03 = No Candidate Filed (GRN)

0

04 = Michael J. Powers (REP)

100,912 55.18

(CONTINUED FROM PREVIOUS PAGE)

	01	02	03	04
0163 JOLIET PCT 003	256	128	0	114
0164 JOLIET PCT 004	209	123	0	77
0165 JOLIET PCT 005	324	186	0	126
0166 JOLIET PCT 006	311	176	0	123
0167 JOLIET PCT 007	295	127	0	152
0168 JOLIET PCT 008	270	180	0	84
0169 JOLIET PCT 009	301	155	0	127
0170 JOLIET PCT 010	237	141	0	92
0171 JOLIET PCT 011	253	162	0	79
0172 JOLIET PCT 012	545	250	0	267
0173 JOLIET PCT 013	426	165	0	228
0174 JOLIET PCT 014	403	175	0	206
0175 JOLIET PCT 015	312	187	0	118
0176 JOLIET PCT 016	284	207	0	68
0177 JOLIET PCT 017	368	177	0	172
0178 JOLIET PCT 018	178	146	0	29
0179 JOLIET PCT 019	241	126	0	104
0180 JOLIET PCT 020	289	114	0	158
0181 JOLIET PCT 021	318	282	0	20
0182 JOLIET PCT 022	403	187	0	194
0183 JOLIET PCT 023	362	183	0	160
0184 JOLIET PCT 024	314	279	0	13
0185 JOLIET PCT 025	291	195	0	82
0186 JOLIET PCT 026	453	229	0	212
0187 JOLIET PCT 027	328	187	0	127
0188 JOLIET PCT 028	312	200	0	96
0189 JOLIET PCT 029	401	171	0	217
0190 JOLIET PCT 030	230	155	0	68
0191 JOLIET PCT 031	353	131	0	200
0192 JOLIET PCT 032	271	124	0	127
0193 JOLIET PCT 033	281	145	0	122
0194 JOLIET PCT 034	226	124	0	95
0195 JOLIET PCT 035	251	160	0	74
0196 JOLIET PCT 036	170	106	0	55
0197 JOLIET PCT 037	306	249	0	45
0198 JOLIET PCT 038	255	228	0	10
0199 JOLIET PCT 039	439	368	0	56
0200 JOLIET PCT 040	377	224	0	126
0201 JOLIET PCT 041	327	249	0	60
0202 JOLIET PCT 042	385	268	0	98
0203 JOLIET PCT 043	334	288	0	15
0204 JOLIET PCT 044	388	249	0	119
0205 JOLIET PCT 045	187	158	0	20
0206 JOLIET PCT 046	130	108	0	2
0207 JOLIET PCT 047	347	235	0	97
0208 JOLIET PCT 048	216	192	0	12
0209 JOLIET PCT 049	378	179	0	169
0210 JOLIET PCT 050	342	313	0	17
0211 JOLIET PCT 051	277	165	0	105
0212 JOLIET PCT 052	216	174	0	34
0213 JOLIET PCT 053	206	145	0	50
0214 JOLIET PCT 054	284	157	0	122
0215 JOLIET PCT 055	256	137	0	116
0216 JOLIET PCT 056	510	397	0	102

ABSTRACT OF VOTES

12 Judicial Circuit
 GENERAL ELECTION
 NOVEMBER 2, 2010

OFFICIAL RESULTS

VOTES PERCENT

VOTES PERCENT

01 = BALLOTS CAST

193,642

12TH JUDICIAL CIRCUIT (WHITE VACANCY)

Vote for 1

02 = Gary S. Mueller (DEM)

81,957 44.82

03 = No Candidate Filed (GRN)

0

04 = Michael J. Powers (REP)

100,912 55.18

(CONTINUED FROM PREVIOUS PAGE)

	01	02	03	04
0217 JOLIET PCT 057	217	163	0	31
0218 JOLIET PCT 058	147	115	0	29
0219 JOLIET PCT 059	410	196	0	197
0220 JOLIET PCT 060	234	175	0	41
0221 JOLIET PCT 061	203	162	0	20
0222 JOLIET PCT 062	196	177	0	9
0223 JOLIET PCT 063	180	84	0	89
0224 JOLIET PCT 064	270	226	0	29
0225 LOCKPORT PCT 001	345	149	0	180
0226 LOCKPORT PCT 002	312	161	0	127
0227 LOCKPORT PCT 003	437	196	0	210
0228 LOCKPORT PCT 004	328	155	0	162
0229 LOCKPORT PCT 005	171	85	0	75
0230 LOCKPORT PCT 006	298	246	0	40
0231 LOCKPORT PCT 007	285	254	0	8
0232 LOCKPORT PCT 008	406	225	0	152
0233 LOCKPORT PCT 009	803	336	0	406
0234 LOCKPORT PCT 010	381	204	0	164
0235 LOCKPORT PCT 011	280	147	0	123
0236 LOCKPORT PCT 012	501	226	0	247
0237 LOCKPORT PCT 013	435	228	0	169
0238 LOCKPORT PCT 014	396	152	0	225
0239 LOCKPORT PCT 015	515	225	0	243
0240 LOCKPORT PCT 016	324	128	0	175
0241 LOCKPORT PCT 017	298	123	0	149
0242 LOCKPORT PCT 018	312	138	0	157
0243 LOCKPORT PCT 019	533	286	0	209
0244 LOCKPORT PCT 020	588	302	0	247
0245 LOCKPORT PCT 021	323	128	0	175
0246 LOCKPORT PCT 022	427	180	0	222
0247 LOCKPORT PCT 023	390	205	0	169
0248 LOCKPORT PCT 024	271	125	0	138
0249 LOCKPORT PCT 025	506	230	0	253
0250 LOCKPORT PCT 026	260	145	0	110
0251 LOCKPORT PCT 027	578	166	0	390
0252 LOCKPORT PCT 028	479	173	0	260
0253 LOCKPORT PCT 029	382	203	0	155
0254 LOCKPORT PCT 030	803	263	0	511
0255 LOCKPORT PCT 031	500	367	0	117
0256 LOCKPORT PCT 032	343	216	0	120
0257 LOCKPORT PCT 033	512	290	0	200
0258 LOCKPORT PCT 034	374	154	0	194
0259 LOCKPORT PCT 035	822	315	0	479
0260 LOCKPORT PCT 036	1468	553	0	856
0261 LOCKPORT PCT 037	380	245	0	123
0262 MANHATTAN PCT 001	496	188	0	262
0263 MANHATTAN PCT 002	846	307	0	474
0264 MANHATTAN PCT 003	420	179	0	222
0265 MANHATTAN PCT 004	565	163	0	359
0266 MANHATTAN PCT 005	872	316	0	496
0267 MONEE PCT 001	431	167	0	246
0268 MONEE PCT 002	330	247	0	69
0269 MONEE PCT 003	316	109	0	185
0270 MONEE PCT 004	380	255	0	105

ABSTRACT OF VOTES

12 Judicial Circuit
GENERAL ELECTION
NOVEMBER 2, 2010

OFFICIAL RESULTS

01 = BALLOTS CAST

193,642

12TH JUDICIAL CIRCUIT (WHITE VACANCY)

Vote for 1

02 = Gary S. Mueller (DEM)
03 = No Candidate Filed (GRN)
04 = Michael J. Powers (REP)

VOTES PERCENT
81,957 44.82
0
100,912 55.18

(CONTINUED FROM PREVIOUS PAGE)

	01	02	03	04
0271 MONEE PCT 005	496	426	0	46
0272 MONEE PCT 006	298	260	0	23
0273 MONEE PCT 007	326	298	0	10
0274 MONEE PCT 008	414	378	0	10
0275 MONEE PCT 009	687	295	0	351
0276 MONEE PCT 010	442	169	0	245
0277 MONEE PCT 011	417	389	0	16
0278 MONEE PCT 012	356	174	0	168
0279 NEW LENOX PCT 001	264	119	0	125
0280 NEW LENOX PCT 002	430	206	0	211
0281 NEW LENOX PCT 003	573	227	0	302
0282 NEW LENOX PCT 004	605	225	0	365
0283 NEW LENOX PCT 005	748	291	0	428
0284 NEW LENOX PCT 006	385	119	0	247
0285 NEW LENOX PCT 007	574	184	0	370
0286 NEW LENOX PCT 008	447	193	0	232
0287 NEW LENOX PCT 009	407	169	0	226
0288 NEW LENOX PCT 010	437	143	0	273
0289 NEW LENOX PCT 011	520	181	0	310
0290 NEW LENOX PCT 012	881	222	0	608
0291 NEW LENOX PCT 013	589	253	0	314
0292 NEW LENOX PCT 014	392	140	0	233
0293 NEW LENOX PCT 015	290	101	0	171
0294 NEW LENOX PCT 016	350	132	0	203
0295 NEW LENOX PCT 017	321	131	0	178
0296 NEW LENOX PCT 018	410	156	0	232
0297 NEW LENOX PCT 019	402	140	0	237
0298 NEW LENOX PCT 020	645	247	0	367
0299 NEW LENOX PCT 021	340	114	0	201
0300 NEW LENOX PCT 022	634	297	0	311
0301 NEW LENOX PCT 023	371	149	0	200
0302 NEW LENOX PCT 024	862	300	0	505
0303 NEW LENOX PCT 025	457	170	0	257
0304 NEW LENOX PCT 026	419	174	0	223
0305 NEW LENOX PCT 027	387	135	0	235
0306 NEW LENOX PCT 028	426	137	0	269
0307 NEW LENOX PCT 029	334	139	0	174
0308 NEW LENOX PCT 030	362	123	0	224
0309 PEOTONE PCT 001	595	169	0	379
0310 PEOTONE PCT 002	659	168	0	439
0311 PEOTONE PCT 003	443	104	0	281
0312 PLAINFIELD PCT 001	558	189	0	333
0313 PLAINFIELD PCT 002	241	69	0	156
0314 PLAINFIELD PCT 003	314	96	0	195
0315 PLAINFIELD PCT 004	492	241	0	235
0316 PLAINFIELD PCT 005	387	160	0	212
0317 PLAINFIELD PCT 006	514	216	0	256
0318 PLAINFIELD PCT 007	401	159	0	224
0319 PLAINFIELD PCT 008	745	239	0	473
0320 PLAINFIELD PCT 009	510	196	0	285
0321 PLAINFIELD PCT 010	326	109	0	197
0322 PLAINFIELD PCT 011	305	80	0	204
0323 PLAINFIELD PCT 012	403	190	0	193
0324 PLAINFIELD PCT 013	300	100	0	181

ABSTRACT OF VOTES

12 Judicial Circuit
 GENERAL ELECTION
 NOVEMBER 2, 2010

OFFICIAL RESULTS

VOTES PERCENT

VOTES PERCENT

01 = BALLOTS CAST

193,642

12TH JUDICIAL CIRCUIT (WHITE VACANCY)

Vote for 1

02 = Gary S. Mueller (DEM)

81,957 44.82

03 = No Candidate Filed (GRN)

0

04 = Michael J. Powers (REP)

100,912 55.18

(CONTINUED FROM PREVIOUS PAGE)

	01	02	03	04
0325 PLAINFIELD PCT 014	566	220	0	319
0326 PLAINFIELD PCT 015	387	153	0	215
0327 PLAINFIELD PCT 016	419	134	0	266
0328 PLAINFIELD PCT 017	257	143	0	100
0329 PLAINFIELD PCT 018	287	145	0	126
0330 PLAINFIELD PCT 019	421	175	0	218
0331 PLAINFIELD PCT 020	309	144	0	146
0332 PLAINFIELD PCT 021	224	97	0	115
0333 PLAINFIELD PCT 022	502	158	0	322
0334 PLAINFIELD PCT 023	297	148	0	130
0335 PLAINFIELD PCT 024	335	111	0	213
0336 PLAINFIELD PCT 025	406	163	0	220
0337 PLAINFIELD PCT 026	486	199	0	261
0338 PLAINFIELD PCT 027	385	171	0	197
0339 PLAINFIELD PCT 028	432	199	0	204
0340 PLAINFIELD PCT 029	206	129	0	69
0341 PLAINFIELD PCT 030	213	135	0	70
0342 PLAINFIELD PCT 031	370	135	0	223
0343 PLAINFIELD PCT 032	539	221	0	287
0344 PLAINFIELD PCT 033	425	189	0	220
0345 PLAINFIELD PCT 034	284	139	0	134
0346 PLAINFIELD PCT 035	947	390	0	503
0347 PLAINFIELD PCT 036	453	246	0	167
0348 PLAINFIELD PCT 037	463	230	0	216
0349 PLAINFIELD PCT 038	502	159	0	314
0350 PLAINFIELD PCT 039	456	148	0	273
0351 PLAINFIELD PCT 040	451	160	0	271
0352 PLAINFIELD PCT 041	424	197	0	201
0353 PLAINFIELD PCT 042	264	138	0	105
0354 PLAINFIELD PCT 043	335	172	0	136
0355 PLAINFIELD PCT 044	349	173	0	153
0356 PLAINFIELD PCT 045	688	362	0	287
0357 PLAINFIELD PCT 046	410	209	0	172
0358 REED PCT 001	566	242	0	307
0359 REED PCT 002	329	123	0	181
0360 REED PCT 003	203	90	0	106
0361 REED PCT 004	319	149	0	159
0362 REED PCT 005	461	184	0	265
0363 TROY PCT 001	549	158	0	366
0364 TROY PCT 002	670	308	0	326
0365 TROY PCT 003	464	198	0	247
0366 TROY PCT 004	336	117	0	199
0367 TROY PCT 005	268	105	0	149
0368 TROY PCT 006	295	135	0	154
0369 TROY PCT 007	434	204	0	197
0370 TROY PCT 008	710	297	0	386
0371 TROY PCT 009	370	133	0	231
0372 TROY PCT 010	737	313	0	391
0373 TROY PCT 011	1181	424	0	710
0374 TROY PCT 012	372	163	0	194
0375 TROY PCT 013	400	196	0	193
0376 TROY PCT 014	318	116	0	180
0377 TROY PCT 015	364	135	0	211
0378 TROY PCT 016	629	154	0	438

ABSTRACT OF VOTES

12 Judicial Circuit
GENERAL ELECTION
NOVEMBER 2, 2010

OFFICIAL RESULTS

	VOTES	PERCENT	VOTES	PERCENT
01 = BALLOTS CAST	193,642			
			12TH JUDICIAL CIRCUIT (WHITE VACANCY)	
			Vote for 1	
			81,957	44.82
			0	
			100,912	55.18

(CONTINUED FROM PREVIOUS PAGE)	01	02	03	04
0379 TROY PCT 017	583	295	0	262
0380 TROY PCT 018	576	212	0	338
0381 TROY PCT 019	556	209	0	325
0382 TROY PCT 020	621	279	0	304
0383 TROY PCT 021	469	210	0	230
0384 TROY PCT 022	508	173	0	317
0385 TROY PCT 023	321	187	0	121
0386 TROY PCT 024	447	182	0	241
0387 TROY PCT 025	400	143	0	235
0388 TROY PCT 026	530	254	0	250
0389 TROY PCT 027	421	158	0	238
0390 TROY PCT 028	918	383	0	502
0391 TROY PCT 029	366	237	0	108
0392 TROY PCT 030	377	124	0	240
0393 WASHINGTON PCT 001	529	161	0	326
0394 WASHINGTON PCT 002	294	59	0	221
0395 WASHINGTON PCT 003	541	132	0	365
0396 WASHINGTON PCT 004	671	198	0	436
0397 WESLEY PCT 001	428	138	0	282
0398 WESLEY PCT 002	306	125	0	169
0399 WHEATLAND PCT 001	526	119	0	374
0400 WHEATLAND PCT 002	413	137	0	258
0401 WHEATLAND PCT 003	403	123	0	250
0402 WHEATLAND PCT 004	613	217	0	359
0403 WHEATLAND PCT 005	535	165	0	323
0404 WHEATLAND PCT 006	530	175	0	307
0405 WHEATLAND PCT 007	530	174	0	327
0406 WHEATLAND PCT 008	479	143	0	294
0407 WHEATLAND PCT 009	513	149	0	333
0408 WHEATLAND PCT 010	740	248	0	442
0409 WHEATLAND PCT 011	526	146	0	349
0410 WHEATLAND PCT 012	483	170	0	286
0411 WHEATLAND PCT 013	535	192	0	298
0412 WHEATLAND PCT 014	390	106	0	258
0413 WHEATLAND PCT 015	340	122	0	188
0414 WHEATLAND PCT 016	489	162	0	304
0415 WHEATLAND PCT 017	381	102	0	260
0416 WHEATLAND PCT 018	919	304	0	576
0417 WHEATLAND PCT 019	622	290	0	291
0418 WHEATLAND PCT 020	384	113	0	237
0419 WHEATLAND PCT 021	564	125	0	414
0420 WHEATLAND PCT 022	260	127	0	118
0421 WHEATLAND PCT 023	486	170	0	276
0422 WHEATLAND PCT 024	321	93	0	210
0423 WHEATLAND PCT 025	574	224	0	321
0424 WHEATLAND PCT 026	397	83	0	290
0425 WHEATLAND PCT 027	437	213	0	192
0426 WHEATLAND PCT 028	539	224	0	286
0427 WHEATLAND PCT 029	390	188	0	179
0428 WHEATLAND PCT 030	335	69	0	241
0429 WHEATLAND PCT 031	462	117	0	317
0430 WHEATLAND PCT 032	394	117	0	255
0431 WHEATLAND PCT 033	343	83	0	225
0432 WHEATLAND PCT 034	990	371	0	563

ABSTRACT OF VOTES

12 Judicial Circuit
 GENERAL ELECTION
 NOVEMBER 2, 2010

OFFICIAL RESULTS

	VOTES	PERCENT		VOTES	PERCENT
01 = BALLOTS CAST	193,642		12TH JUDICIAL CIRCUIT (WHITE VACANCY)		
			Vote for 1		
			02 = Gary S. Mueller (DEM)	81,957	44.82
			03 = No Candidate Filed (GRN)	0	
			04 = Michael J. Powers (REP)	100,912	55.18

(CONTINUED FROM PREVIOUS PAGE)

	01	02	03	04
0433 WHEATLAND PCT 035	684	204	0	421
0434 WHEATLAND PCT 036	341	105	0	217
0435 WHEATLAND PCT 037	530	200	0	302
0436 WHEATLAND PCT 038	534	163	0	334
0437 WHEATLAND PCT 039	522	160	0	328
0438 WHEATLAND PCT 040	424	156	0	240
0439 WILL PCT 001	658	135	0	472
0440 WILMINGTON PCT 001	194	73	0	101
0441 WILMINGTON PCT 002	339	152	0	180
0442 WILMINGTON PCT 003	657	245	0	383
0443 WILMINGTON PCT 004	305	129	0	157
0444 WILMINGTON PCT 005	459	183	0	257
0445 WILTON PCT 001	414	117	0	263

VOTES PERCENT

VOTES PERCENT

12TH JUDICIAL SUBCIRCUIT 1 (PETKA VACANCY)

01 = BALLOTS CAST

40,799

Vote for 1

02 = No Candidate Filed (DEM)

0

03 = No Candidate Filed (GRN)

0

04 = Robert P. Livas (REP)

32,420 100.00

	01	02	03	04
0057 DU PAGE PCT 030	561	0	0	438
0058 DU PAGE PCT 031	654	0	0	525
0059 DU PAGE PCT 032	484	0	0	391
0061 DU PAGE PCT 034	652	0	0	524
0063 DU PAGE PCT 036	471	0	0	360
0312 PLAINFIELD PCT 001	558	0	0	457
0313 PLAINFIELD PCT 002	241	0	0	196
0314 PLAINFIELD PCT 003	314	0	0	260
0315 PLAINFIELD PCT 004	492	0	0	385
0316 PLAINFIELD PCT 005	387	0	0	318
0317 PLAINFIELD PCT 006	514	0	0	410
0318 PLAINFIELD PCT 007	401	0	0	328
0319 PLAINFIELD PCT 008	745	0	0	632
0320 PLAINFIELD PCT 009	510	0	0	432
0321 PLAINFIELD PCT 010	326	0	0	263
0322 PLAINFIELD PCT 011	305	0	0	262
0324 PLAINFIELD PCT 013	300	0	0	262
0325 PLAINFIELD PCT 014	566	0	0	465
0326 PLAINFIELD PCT 015	387	0	0	320
0327 PLAINFIELD PCT 016	419	0	0	336
0328 PLAINFIELD PCT 017	257	0	0	190
0329 PLAINFIELD PCT 018	287	0	0	213
0330 PLAINFIELD PCT 019	421	0	0	352
0331 PLAINFIELD PCT 020	309	0	0	238
0332 PLAINFIELD PCT 021	224	0	0	189
0333 PLAINFIELD PCT 022	502	0	0	421
0334 PLAINFIELD PCT 023	297	0	0	237
0335 PLAINFIELD PCT 024	335	0	0	288
0336 PLAINFIELD PCT 025	406	0	0	324
0338 PLAINFIELD PCT 027	385	0	0	304
0339 PLAINFIELD PCT 028	432	0	0	315
0340 PLAINFIELD PCT 029	206	0	0	130
0341 PLAINFIELD PCT 030	213	0	0	148
0342 PLAINFIELD PCT 031	370	0	0	319
0343 PLAINFIELD PCT 032	539	0	0	408
0344 PLAINFIELD PCT 033	425	0	0	346
0345 PLAINFIELD PCT 034	284	0	0	216
0346 PLAINFIELD PCT 035	947	0	0	735
0347 PLAINFIELD PCT 036	453	0	0	318
0348 PLAINFIELD PCT 037	463	0	0	360
0349 PLAINFIELD PCT 038	502	0	0	426
0350 PLAINFIELD PCT 039	456	0	0	368
0351 PLAINFIELD PCT 040	451	0	0	377
0352 PLAINFIELD PCT 041	424	0	0	333
0353 PLAINFIELD PCT 042	264	0	0	189
0354 PLAINFIELD PCT 043	335	0	0	241
0355 PLAINFIELD PCT 044	349	0	0	261
0356 PLAINFIELD PCT 045	688	0	0	504
0357 PLAINFIELD PCT 046	410	0	0	322
0399 WHEATLAND PCT 001	526	0	0	456
0400 WHEATLAND PCT 002	413	0	0	346
0401 WHEATLAND PCT 003	403	0	0	328
0402 WHEATLAND PCT 004	613	0	0	488
0403 WHEATLAND PCT 005	535	0	0	409

**For City of Aurora details
 refer to that section of this book.**

ABSTRACT OF VOTES

12 Judicial Subcircuit 1
 GENERAL ELECTION
 NOVEMBER 2, 2010

OFFICIAL RESULTS

01 = BALLOTS CAST

VOTES PERCENT
 40,799

12TH JUDICIAL SUBCIRCUIT 1 (PETKA VACANCY)

VOTES PERCENT
 0
 0
 32,420 100.00

Vote for 1

- 02 = No Candidate Filed (DEM)
- 03 = No Candidate Filed (GRN)
- 04 = Robert P. Livas (REP)

(CONTINUED FROM PREVIOUS PAGE)

	01	02	03	04
0404 WHEATLAND PCT 006	530	0	0	409
0405 WHEATLAND PCT 007	530	0	0	428
0406 WHEATLAND PCT 008	479	0	0	370
0407 WHEATLAND PCT 009	513	0	0	414
0408 WHEATLAND PCT 010	740	0	0	570
0409 WHEATLAND PCT 011	526	0	0	435
0410 WHEATLAND PCT 012	483	0	0	388
0411 WHEATLAND PCT 013	535	0	0	413
0412 WHEATLAND PCT 014	390	0	0	318
0413 WHEATLAND PCT 015	340	0	0	246
0414 WHEATLAND PCT 016	489	0	0	391
0415 WHEATLAND PCT 017	381	0	0	323
0416 WHEATLAND PCT 018	919	0	0	762
0417 WHEATLAND PCT 019	622	0	0	446
0418 WHEATLAND PCT 020	384	0	0	296
0419 WHEATLAND PCT 021	564	0	0	474
0420 WHEATLAND PCT 022	260	0	0	189
0421 WHEATLAND PCT 023	486	0	0	377
0422 WHEATLAND PCT 024	321	0	0	268
0423 WHEATLAND PCT 025	574	0	0	473
0424 WHEATLAND PCT 026	397	0	0	336
0425 WHEATLAND PCT 027	437	0	0	306
0426 WHEATLAND PCT 028	539	0	0	403
0427 WHEATLAND PCT 029	390	0	0	278
0428 WHEATLAND PCT 030	335	0	0	282
0429 WHEATLAND PCT 031	462	0	0	363
0430 WHEATLAND PCT 032	394	0	0	311
0431 WHEATLAND PCT 033	343	0	0	276
0432 WHEATLAND PCT 034	990	0	0	755
0433 WHEATLAND PCT 035	684	0	0	553
0434 WHEATLAND PCT 036	341	0	0	283
0435 WHEATLAND PCT 037	530	0	0	435
0436 WHEATLAND PCT 038	534	0	0	422
0437 WHEATLAND PCT 039	522	0	0	443
0438 WHEATLAND PCT 040	424	0	0	321

ABSTRACT OF VOTES

12 Judicial Sub-Circuit 3
 GENERAL ELECTION
 NOVEMBER 2, 2010

OFFICIAL RESULTS

VOTES	PERCENT		VOTES	PERCENT
		12TH JUDICIAL SUBCIRCUIT 3 (A)		
01 = BALLOTS CAST	36,859			
		Vote for 1		
		02 = John Anderson (DEM)	17,865	50.47
		03 = No Candidate Filed (GRN)	0	
		04 = Ray Nash (REP)	17,529	49.53

	01	02	03	04
0001 CHANNAHON PCT 001	335	87	0	233
0002 CHANNAHON PCT 002	304	83	0	214
0003 CHANNAHON PCT 003	411	137	0	265
0004 CHANNAHON PCT 004	566	179	0	372
0005 CHANNAHON PCT 005	361	103	0	235
0006 CHANNAHON PCT 006	417	114	0	292
0007 CHANNAHON PCT 007	408	109	0	285
0008 CHANNAHON PCT 008	593	193	0	387
0009 CHANNAHON PCT 009	316	65	0	241
0010 CRETE PCT 001	425	172	0	230
0011 CRETE PCT 002	497	254	0	218
0012 CRETE PCT 003	344	187	0	143
0013 CRETE PCT 004	295	142	0	144
0014 CRETE PCT 005	146	67	0	71
0015 CRETE PCT 006	420	227	0	166
0016 CRETE PCT 007	619	304	0	294
0017 CRETE PCT 008	554	212	0	321
0018 CRETE PCT 009	369	136	0	215
0019 CRETE PCT 010	569	283	0	266
0020 CRETE PCT 011	535	186	0	340
0021 CRETE PCT 012	387	271	0	99
0022 CRETE PCT 013	662	271	0	364
0023 CRETE PCT 014	655	422	0	192
0024 CRETE PCT 015	448	283	0	146
0025 CRETE PCT 016	544	259	0	263
0026 CRETE PCT 017	412	276	0	121
0027 CUSTER PCT 001	583	231	0	340
0083 FLORENCE PCT 001	339	122	0	195
0126 GREEN GARDEN PCT 001	497	197	0	280
0127 GREEN GARDEN PCT 002	513	310	0	196
0128 GREEN GARDEN PCT 003	476	247	0	208
0157 JACKSON PCT 001	303	146	0	149
0158 JACKSON PCT 002	431	188	0	222
0159 JACKSON PCT 003	661	252	0	381
0160 JACKSON PCT 004	235	101	0	127
0168 JOLIET PCT 008	5	4	0	1
0170 JOLIET PCT 010	0	0	0	0
0197 JOLIET PCT 037	161	135	0	21
0198 JOLIET PCT 038	10	9	0	0
0199 JOLIET PCT 039	439	362	0	62
0200 JOLIET PCT 040	377	222	0	135
0201 JOLIET PCT 041	327	237	0	70
0202 JOLIET PCT 042	385	265	0	104
0203 JOLIET PCT 043	334	289	0	19
0207 JOLIET PCT 047	347	237	0	94
0208 JOLIET PCT 048	54	49	0	2
0210 JOLIET PCT 050	342	311	0	16
0212 JOLIET PCT 052	216	181	0	30
0214 JOLIET PCT 054	284	147	0	129
0215 JOLIET PCT 055	256	123	0	130
0220 JOLIET PCT 060	63	46	0	10
0223 JOLIET PCT 063	167	83	0	75
0262 MANHATTAN PCT 001	496	223	0	243
0263 MANHATTAN PCT 002	846	379	0	426

ABSTRACT OF VOTES

12 Judicial Sub-Circuit 3
 GENERAL ELECTION
 NOVEMBER 2, 2010

OFFICIAL RESULTS

VOTES PERCENT

VOTES PERCENT

01 = BALLOTS CAST

36,859

12TH JUDICIAL SUBCIRCUIT 3 (A)

Vote for 1

02 = John Anderson (DEM)

03 = No Candidate Filed (GRN)

04 = Ray Nash (REP)

17,865 50.47

0

17,529 49.53

(CONTINUED FROM PREVIOUS PAGE)

01 02 03 04

	01	02	03	04
0264 MANHATTAN PCT 003	420	194	0	213
0265 MANHATTAN PCT 004	565	200	0	334
0266 MANHATTAN PCT 005	872	375	0	460
0267 MONEE PCT 001	431	198	0	222
0268 MONEE PCT 002	330	239	0	77
0269 MONEE PCT 003	316	131	0	168
0270 MONEE PCT 004	380	262	0	100
0271 MONEE PCT 005	496	417	0	55
0272 MONEE PCT 006	298	257	0	26
0273 MONEE PCT 007	326	293	0	12
0274 MONEE PCT 008	414	374	0	11
0275 MONEE PCT 009	687	327	0	337
0276 MONEE PCT 010	442	225	0	202
0277 MONEE PCT 011	417	385	0	21
0278 MONEE PCT 012	356	189	0	157
0309 PEOTONE PCT 001	595	260	0	315
0310 PEOTONE PCT 002	659	259	0	373
0311 PEOTONE PCT 003	443	169	0	243
0358 REED PCT 001	566	247	0	306
0359 REED PCT 002	329	133	0	179
0360 REED PCT 003	203	97	0	99
0361 REED PCT 004	319	137	0	172
0362 REED PCT 005	461	189	0	263
0393 WASHINGTON PCT 001	529	205	0	298
0394 WASHINGTON PCT 002	294	97	0	187
0395 WASHINGTON PCT 003	541	197	0	325
0396 WASHINGTON PCT 004	671	273	0	372
0397 WESLEY PCT 001	428	158	0	267
0398 WESLEY PCT 002	306	114	0	185
0439 WILL PCT 001	658	254	0	381
0440 WILMINGTON PCT 001	194	72	0	108
0441 WILMINGTON PCT 002	339	144	0	191
0442 WILMINGTON PCT 003	657	221	0	414
0443 WILMINGTON PCT 004	305	106	0	186
0444 WILMINGTON PCT 005	459	183	0	260
0445 WILTON PCT 001	414	166	0	228

ABSTRACT OF VOTES

12 Judicial Sub-Circuit 4
 GENERAL ELECTION
 NOVEMBER 2, 2010

OFFICIAL RESULTS

01 = BALLOTS CAST

VOTES PERCENT

36,648

12TH JUDICIAL SUBCIRCUIT 4 (A)

Vote for 1

02 = Carmen Goodman (DEM)

03 = No Candidate Filed (GRN)

04 = Wayne M. Kwiat, Sr. (REP)

VOTES PERCENT

18,576 53.29

0

16,280 46.71

	01	02	03	04
0028 DU PAGE PCT 001	385	183	0	185
0029 DU PAGE PCT 002	197	75	0	115
0030 DU PAGE PCT 003	215	92	0	111
0031 DU PAGE PCT 004	261	112	0	139
0032 DU PAGE PCT 005	296	147	0	138
0033 DU PAGE PCT 006	321	164	0	147
0034 DU PAGE PCT 007	357	193	0	154
0035 DU PAGE PCT 008	446	237	0	185
0036 DU PAGE PCT 009	249	170	0	68
0037 DU PAGE PCT 010	405	228	0	152
0038 DU PAGE PCT 011	473	277	0	184
0039 DU PAGE PCT 012	441	253	0	171
0040 DU PAGE PCT 013	494	266	0	212
0041 DU PAGE PCT 014	458	237	0	210
0042 DU PAGE PCT 015	323	211	0	104
0043 DU PAGE PCT 016	388	179	0	186
0044 DU PAGE PCT 017	364	188	0	158
0045 DU PAGE PCT 018	512	268	0	236
0046 DU PAGE PCT 019	370	207	0	143
0047 DU PAGE PCT 020	492	224	0	243
0048 DU PAGE PCT 021	353	139	0	202
0049 DU PAGE PCT 022	234	87	0	138
0050 DU PAGE PCT 023	442	247	0	181
0051 DU PAGE PCT 024	426	245	0	164
0052 DU PAGE PCT 025	292	143	0	135
0053 DU PAGE PCT 026	335	205	0	123
0054 DU PAGE PCT 027	423	219	0	185
0055 DU PAGE PCT 028	429	213	0	202
0056 DU PAGE PCT 029	348	221	0	110
0060 DU PAGE PCT 033	332	102	0	213
0062 DU PAGE PCT 035	496	219	0	256
0064 DU PAGE PCT 037	485	243	0	220
0065 DU PAGE PCT 038	319	219	0	92
0066 DU PAGE PCT 039	333	229	0	97
0067 DU PAGE PCT 040	551	278	0	261
0068 DU PAGE PCT 041	353	156	0	183
0069 DU PAGE PCT 042	382	171	0	200
0070 DU PAGE PCT 043	332	219	0	93
0071 DU PAGE PCT 044	767	265	0	470
0072 DU PAGE PCT 045	530	301	0	212
0073 DU PAGE PCT 046	281	178	0	94
0074 DU PAGE PCT 047	623	356	0	246
0075 DU PAGE PCT 048	547	310	0	221
0076 DU PAGE PCT 049	423	203	0	199
0077 DU PAGE PCT 050	184	143	0	32
0078 DU PAGE PCT 051	497	277	0	197
0079 DU PAGE PCT 052	389	118	0	244
0080 DU PAGE PCT 053	543	274	0	249
0081 DU PAGE PCT 054	345	234	0	102
0082 DU PAGE PCT 055	441	236	0	177
0225 LOCKPORT PCT 001	345	142	0	173
0226 LOCKPORT PCT 002	312	161	0	122
0227 LOCKPORT PCT 003	437	212	0	190
0228 LOCKPORT PCT 004	328	154	0	158

ABSTRACT OF VOTES

12 Judicial Sub-Circuit 4
 GENERAL ELECTION
 NOVEMBER 2, 2010

OFFICIAL RESULTS

VOTES PERCENT

VOTES PERCENT

01 = BALLOTS CAST

36,648

12TH JUDICIAL SUBCIRCUIT 4 (A)

Vote for 1

02 = Carmen Goodman (DEM)

03 = No Candidate Filed (GRN)

04 = Wayne M. Kwiat, Sr. (REP)

18,576 53.29

0

16,280 46.71

(CONTINUED FROM PREVIOUS PAGE)

	01	02	03	04
0229 LOCKPORT PCT 005	171	93	0	66
0230 LOCKPORT PCT 006	298	250	0	40
0231 LOCKPORT PCT 007	285	257	0	10
0232 LOCKPORT PCT 008	406	222	0	155
0233 LOCKPORT PCT 009	803	351	0	380
0234 LOCKPORT PCT 010	381	176	0	188
0235 LOCKPORT PCT 011	280	158	0	113
0236 LOCKPORT PCT 012	501	233	0	234
0237 LOCKPORT PCT 013	435	246	0	149
0238 LOCKPORT PCT 014	396	162	0	208
0239 LOCKPORT PCT 015	515	235	0	231
0240 LOCKPORT PCT 016	324	140	0	158
0241 LOCKPORT PCT 017	298	132	0	138
0242 LOCKPORT PCT 018	312	153	0	141
0243 LOCKPORT PCT 019	533	275	0	213
0244 LOCKPORT PCT 020	588	319	0	230
0245 LOCKPORT PCT 021	323	143	0	154
0246 LOCKPORT PCT 022	427	176	0	226
0247 LOCKPORT PCT 023	390	200	0	176
0248 LOCKPORT PCT 024	271	123	0	138
0249 LOCKPORT PCT 025	506	227	0	251
0250 LOCKPORT PCT 026	260	147	0	107
0251 LOCKPORT PCT 027	578	190	0	366
0252 LOCKPORT PCT 028	479	191	0	238
0253 LOCKPORT PCT 029	382	208	0	153
0254 LOCKPORT PCT 030	803	267	0	502
0255 LOCKPORT PCT 031	500	377	0	103
0256 LOCKPORT PCT 032	343	228	0	112
0257 LOCKPORT PCT 033	512	293	0	195
0258 LOCKPORT PCT 034	374	160	0	185
0259 LOCKPORT PCT 035	822	324	0	455
0260 LOCKPORT PCT 036	1468	619	0	785
0261 LOCKPORT PCT 037	380	271	0	98

ABSTRACT OF VOTES

12 Judicial Sub-Circuit 5
 GENERAL ELECTION
 NOVEMBER 2, 2010

OFFICIAL RESULTS

	VOTES	PERCENT		VOTES	PERCENT
01 = BALLOTS CAST	47,855		12TH JUDICIAL SUBCIRCUIT 5 (B)		
12TH JUDICIAL SUBCIRCUIT 5 (A)			Vote for 1		
Vote for 1			05 = Brian Barrett (DEM)	15,786	34.89
02 = No Candidate Filed (DEM)	0		06 = No Candidate Filed (GRN)	0	
03 = No Candidate Filed (GRN)	0		07 = Raymond E. (Ray) Rossi (REP)	29,459	65.11
04 = Barbara N. "Bobbi" Petrungaro (REP)	38,957	100.00			

	01	02	03	04	05	06	07
0084 FRANKFORT PCT 001	407	0	0	345	115	0	285
0085 FRANKFORT PCT 002	730	0	0	557	225	0	422
0086 FRANKFORT PCT 003	581	0	0	477	181	0	362
0087 FRANKFORT PCT 004	303	0	0	235	120	0	164
0088 FRANKFORT PCT 005	413	0	0	335	139	0	261
0089 FRANKFORT PCT 006	519	0	0	403	178	0	300
0090 FRANKFORT PCT 007	363	0	0	290	115	0	238
0091 FRANKFORT PCT 008	453	0	0	372	91	0	341
0092 FRANKFORT PCT 009	344	0	0	282	118	0	213
0093 FRANKFORT PCT 010	598	0	0	479	202	0	350
0094 FRANKFORT PCT 011	366	0	0	293	127	0	212
0095 FRANKFORT PCT 012	772	0	0	602	231	0	513
0096 FRANKFORT PCT 013	522	0	0	415	156	0	344
0097 FRANKFORT PCT 014	483	0	0	382	162	0	290
0098 FRANKFORT PCT 015	441	0	0	354	169	0	253
0099 FRANKFORT PCT 016	390	0	0	306	101	0	278
0100 FRANKFORT PCT 017	404	0	0	326	146	0	231
0101 FRANKFORT PCT 018	394	0	0	333	78	0	306
0102 FRANKFORT PCT 019	484	0	0	402	166	0	286
0103 FRANKFORT PCT 020	231	0	0	189	109	0	108
0104 FRANKFORT PCT 021	444	0	0	340	189	0	231
0105 FRANKFORT PCT 022	542	0	0	440	168	0	339
0106 FRANKFORT PCT 023	396	0	0	314	155	0	217
0107 FRANKFORT PCT 024	426	0	0	321	161	0	226
0108 FRANKFORT PCT 025	639	0	0	515	211	0	397
0109 FRANKFORT PCT 026	620	0	0	503	180	0	403
0110 FRANKFORT PCT 027	668	0	0	529	224	0	399
0111 FRANKFORT PCT 028	613	0	0	485	141	0	432
0112 FRANKFORT PCT 029	693	0	0	565	237	0	421
0113 FRANKFORT PCT 030	401	0	0	339	130	0	256
0114 FRANKFORT PCT 031	501	0	0	396	180	0	292
0115 FRANKFORT PCT 032	606	0	0	504	163	0	417
0116 FRANKFORT PCT 033	397	0	0	336	150	0	229
0117 FRANKFORT PCT 034	446	0	0	369	99	0	337
0118 FRANKFORT PCT 035	573	0	0	473	182	0	357
0119 FRANKFORT PCT 036	351	0	0	231	180	0	152
0120 FRANKFORT PCT 037	669	0	0	556	264	0	375
0121 FRANKFORT PCT 038	466	0	0	363	141	0	287
0122 FRANKFORT PCT 039	549	0	0	455	133	0	401
0123 FRANKFORT PCT 040	407	0	0	325	156	0	231
0124 FRANKFORT PCT 041	604	0	0	459	214	0	340
0125 FRANKFORT PCT 042	689	0	0	605	172	0	504
0129 HOMER PCT 001	373	0	0	313	134	0	229
0130 HOMER PCT 002	278	0	0	235	65	0	201
0131 HOMER PCT 003	445	0	0	357	135	0	276
0132 HOMER PCT 004	322	0	0	272	87	0	216
0133 HOMER PCT 005	421	0	0	331	121	0	260
0134 HOMER PCT 006	495	0	0	409	176	0	300
0135 HOMER PCT 007	510	0	0	413	146	0	331
0136 HOMER PCT 008	465	0	0	397	151	0	302
0137 HOMER PCT 009	430	0	0	360	127	0	285
0138 HOMER PCT 010	759	0	0	643	233	0	484

ABSTRACT OF VOTES

12 Judicial Sub-Circuit 5
 GENERAL ELECTION
 NOVEMBER 2, 2010

OFFICIAL RESULTS

	VOTES	PERCENT		VOTES	PERCENT
01 = BALLOTS CAST	47,855		12TH JUDICIAL SUBCIRCUIT 5 (B)		
12TH JUDICIAL SUBCIRCUIT 5 (A)			Vote for 1		
Vote for 1			05 = Brian Barrett (DEM)	15,786	34.89
02 = No Candidate Filed (DEM)	0		06 = No Candidate Filed (GRN)	0	
03 = No Candidate Filed (GRN)	0		07 = Raymond E. (Ray) Rossi (REP)	29,459	65.11
04 = Barbara N. "Bobbi" Petrungaro (REP)	38,957	100.00			

(CONTINUED FROM PREVIOUS PAGE)

	01	02	03	04	05	06	07
0139 HOMER PCT 011	626	0	0	489	219	0	361
0140 HOMER PCT 012	571	0	0	463	175	0	360
0141 HOMER PCT 013	541	0	0	465	153	0	371
0142 HOMER PCT 014	314	0	0	265	89	0	210
0143 HOMER PCT 015	484	0	0	371	168	0	281
0144 HOMER PCT 016	296	0	0	237	114	0	161
0145 HOMER PCT 017	420	0	0	339	122	0	275
0146 HOMER PCT 018	523	0	0	424	159	0	323
0147 HOMER PCT 019	469	0	0	378	106	0	317
0148 HOMER PCT 020	428	0	0	357	100	0	304
0149 HOMER PCT 021	593	0	0	508	161	0	416
0150 HOMER PCT 022	525	0	0	445	194	0	304
0151 HOMER PCT 023	398	0	0	325	140	0	235
0152 HOMER PCT 024	386	0	0	322	123	0	234
0153 HOMER PCT 025	328	0	0	263	105	0	199
0154 HOMER PCT 026	423	0	0	325	157	0	226
0155 HOMER PCT 027	513	0	0	410	202	0	284
0156 HOMER PCT 028	359	0	0	303	109	0	226
0279 NEW LENOX PCT 001	264	0	0	197	93	0	146
0280 NEW LENOX PCT 002	430	0	0	333	174	0	232
0281 NEW LENOX PCT 003	573	0	0	458	232	0	308
0282 NEW LENOX PCT 004	605	0	0	507	192	0	391
0283 NEW LENOX PCT 005	748	0	0	598	317	0	402
0284 NEW LENOX PCT 006	385	0	0	309	115	0	251
0285 NEW LENOX PCT 007	574	0	0	464	201	0	349
0286 NEW LENOX PCT 008	447	0	0	354	206	0	222
0287 NEW LENOX PCT 009	407	0	0	351	146	0	247
0288 NEW LENOX PCT 010	437	0	0	367	122	0	297
0289 NEW LENOX PCT 011	520	0	0	436	165	0	328
0290 NEW LENOX PCT 012	881	0	0	760	213	0	628
0291 NEW LENOX PCT 013	589	0	0	483	234	0	320
0292 NEW LENOX PCT 014	392	0	0	321	134	0	239
0293 NEW LENOX PCT 015	290	0	0	245	101	0	172
0294 NEW LENOX PCT 016	350	0	0	287	129	0	206
0295 NEW LENOX PCT 017	321	0	0	276	116	0	188
0296 NEW LENOX PCT 018	410	0	0	347	128	0	260
0297 NEW LENOX PCT 019	402	0	0	327	140	0	241
0298 NEW LENOX PCT 020	645	0	0	540	248	0	370
0299 NEW LENOX PCT 021	340	0	0	273	115	0	201
0300 NEW LENOX PCT 022	634	0	0	523	213	0	385
0301 NEW LENOX PCT 023	371	0	0	311	164	0	194
0302 NEW LENOX PCT 024	862	0	0	711	316	0	497
0303 NEW LENOX PCT 025	457	0	0	358	153	0	270
0304 NEW LENOX PCT 026	419	0	0	347	133	0	258
0305 NEW LENOX PCT 027	387	0	0	326	145	0	228
0306 NEW LENOX PCT 028	426	0	0	351	119	0	281
0307 NEW LENOX PCT 029	334	0	0	270	113	0	203
0308 NEW LENOX PCT 030	362	0	0	308	179	0	174

ABSTRACT OF VOTES

Supreme Court District 3
GENERAL ELECTION
NOVEMBER 2, 2010

OFFICIAL RESULTS

	VOTES	PERCENT		VOTES	PERCENT
01 = BALLOTS CAST	193,642		RETAIN MARY W. McDADE THIRD JUDICIAL DISTRICT APPELLATE		
RETAIN TOM KILBRIDE THIRD JUDICIAL DISTRICT SUPREME			Vote for 1		
Vote for 1			04 = YES	124,213	72.52
02 = YES	112,064	63.65	05 = NO	47,063	27.48
03 = NO	64,003	36.35			

	01	02	03	04	05
0001 CHANNAHON PCT 001	335	180	129	219	84
0002 CHANNAHON PCT 002	304	172	113	182	90
0003 CHANNAHON PCT 003	411	237	146	269	106
0004 CHANNAHON PCT 004	566	314	218	357	159
0005 CHANNAHON PCT 005	361	181	153	213	103
0006 CHANNAHON PCT 006	417	232	153	245	121
0007 CHANNAHON PCT 007	408	234	140	256	99
0008 CHANNAHON PCT 008	593	354	201	404	139
0009 CHANNAHON PCT 009	316	171	118	190	92
0010 CRETE PCT 001	425	242	143	263	105
0011 CRETE PCT 002	497	298	149	312	127
0012 CRETE PCT 003	344	221	83	236	65
0013 CRETE PCT 004	295	193	81	200	70
0014 CRETE PCT 005	146	82	43	91	33
0015 CRETE PCT 006	420	275	95	277	86
0016 CRETE PCT 007	619	363	181	381	154
0017 CRETE PCT 008	554	297	207	324	172
0018 CRETE PCT 009	369	222	115	239	86
0019 CRETE PCT 010	569	337	171	345	150
0020 CRETE PCT 011	535	300	200	318	153
0021 CRETE PCT 012	387	234	96	257	71
0022 CRETE PCT 013	662	346	249	382	199
0023 CRETE PCT 014	655	412	156	455	110
0024 CRETE PCT 015	448	290	110	301	89
0025 CRETE PCT 016	544	301	190	339	136
0026 CRETE PCT 017	412	274	89	280	79
0027 CUSTER PCT 001	583	323	237	373	173
0028 DU PAGE PCT 001	385	224	128	255	88
0029 DU PAGE PCT 002	197	111	68	128	46
0030 DU PAGE PCT 003	215	152	49	157	38
0031 DU PAGE PCT 004	261	171	75	185	57
0032 DU PAGE PCT 005	296	196	86	216	62
0033 DU PAGE PCT 006	321	200	96	213	82
0034 DU PAGE PCT 007	357	219	107	222	98
0035 DU PAGE PCT 008	446	259	134	284	107
0036 DU PAGE PCT 009	249	148	79	168	58
0037 DU PAGE PCT 010	405	234	125	254	101
0038 DU PAGE PCT 011	473	301	126	329	99
0039 DU PAGE PCT 012	441	265	129	295	100
0040 DU PAGE PCT 013	494	300	145	312	121
0041 DU PAGE PCT 014	458	255	157	279	131
0042 DU PAGE PCT 015	323	215	87	234	62
0043 DU PAGE PCT 016	388	205	142	228	109
0044 DU PAGE PCT 017	364	222	108	223	95
0045 DU PAGE PCT 018	512	337	140	345	125
0046 DU PAGE PCT 019	370	228	108	245	86
0047 DU PAGE PCT 020	492	298	155	314	132
0048 DU PAGE PCT 021	353	191	145	222	105
0049 DU PAGE PCT 022	234	158	64	169	52
0050 DU PAGE PCT 023	442	263	146	281	124
0051 DU PAGE PCT 024	426	265	136	293	104
0052 DU PAGE PCT 025	292	187	84	194	71
0053 DU PAGE PCT 026	335	230	81	235	73

**For City of Aurora details
refer to that section of this book.**

ABSTRACT OF VOTES

Supreme Court District 3
GENERAL ELECTION
NOVEMBER 2, 2010

OFFICIAL RESULTS

	VOTES	PERCENT	VOTES	PERCENT
01 = BALLOTS CAST	193,642			
RETAIN TOM KILBRIDE THIRD JUDICIAL DISTRICT SUPREME			124,213	72.52
Vote for 1			47,063	27.48
02 = YES	112,064	63.65		
03 = NO	64,003	36.35		

RETAIN MARY W. McDADE THIRD JUDICIAL DISTRICT APPELLATE

Vote for 1
04 = YES
05 = NO

(CONTINUED FROM PREVIOUS PAGE)

	01	02	03	04	05
0054 DU PAGE PCT 027	423	263	127	272	111
0055 DU PAGE PCT 028	429	270	126	289	101
0056 DU PAGE PCT 029	348	238	74	245	60
0057 DU PAGE PCT 030	561	325	155	361	100
0058 DU PAGE PCT 031	654	353	218	407	130
0059 DU PAGE PCT 032	484	292	136	309	105
0060 DU PAGE PCT 033	332	191	100	199	86
0061 DU PAGE PCT 034	652	376	185	420	115
0062 DU PAGE PCT 035	496	302	161	314	137
0063 DU PAGE PCT 036	471	279	123	293	96
0064 DU PAGE PCT 037	485	292	140	320	110
0065 DU PAGE PCT 038	319	202	91	220	71
0066 DU PAGE PCT 039	333	221	87	239	66
0067 DU PAGE PCT 040	551	353	141	368	122
0068 DU PAGE PCT 041	353	194	115	205	97
0069 DU PAGE PCT 042	382	237	118	254	95
0070 DU PAGE PCT 043	332	200	97	214	73
0071 DU PAGE PCT 044	767	439	288	536	179
0072 DU PAGE PCT 045	530	329	144	351	117
0073 DU PAGE PCT 046	281	196	58	207	49
0074 DU PAGE PCT 047	623	412	144	423	130
0075 DU PAGE PCT 048	547	345	151	371	118
0076 DU PAGE PCT 049	423	259	122	263	109
0077 DU PAGE PCT 050	184	134	36	132	34
0078 DU PAGE PCT 051	497	314	127	336	100
0079 DU PAGE PCT 052	389	209	123	237	77
0080 DU PAGE PCT 053	543	344	144	364	116
0081 DU PAGE PCT 054	345	235	76	245	64
0082 DU PAGE PCT 055	441	272	118	295	91
0083 FLORENCE PCT 001	339	185	115	203	87
0084 FRANKFORT PCT 001	407	217	157	259	99
0085 FRANKFORT PCT 002	730	421	213	433	184
0086 FRANKFORT PCT 003	581	312	213	349	165
0087 FRANKFORT PCT 004	303	175	96	199	60
0088 FRANKFORT PCT 005	413	220	148	246	115
0089 FRANKFORT PCT 006	519	274	190	304	149
0090 FRANKFORT PCT 007	363	182	146	241	84
0091 FRANKFORT PCT 008	453	229	179	272	128
0092 FRANKFORT PCT 009	344	209	114	215	100
0093 FRANKFORT PCT 010	598	342	194	374	147
0094 FRANKFORT PCT 011	366	197	124	216	95
0095 FRANKFORT PCT 012	772	431	275	481	203
0096 FRANKFORT PCT 013	522	266	222	327	142
0097 FRANKFORT PCT 014	483	268	167	295	126
0098 FRANKFORT PCT 015	441	260	144	282	113
0099 FRANKFORT PCT 016	390	204	139	232	97
0100 FRANKFORT PCT 017	404	234	131	259	100
0101 FRANKFORT PCT 018	394	201	165	230	117
0102 FRANKFORT PCT 019	484	267	171	313	110
0103 FRANKFORT PCT 020	231	139	77	156	58
0104 FRANKFORT PCT 021	444	272	126	286	104
0105 FRANKFORT PCT 022	542	307	180	331	138
0106 FRANKFORT PCT 023	396	213	134	238	99

ABSTRACT OF VOTES

Supreme Court District 3
GENERAL ELECTION
NOVEMBER 2, 2010

OFFICIAL RESULTS

	VOTES	PERCENT		VOTES	PERCENT
01 = BALLOTS CAST	193,642		RETAIN MARY W. McDADE THIRD JUDICIAL DISTRICT APPELLATE		
RETAIN TOM KILBRIDE THIRD JUDICIAL DISTRICT SUPREME			Vote for 1		
Vote for 1			04 = YES	124,213	72.52
02 = YES	112,064	63.65	05 = NO	47,063	27.48
03 = NO	64,003	36.35			

(CONTINUED FROM PREVIOUS PAGE)

	01	02	03	04	05
0107 FRANKFORT PCT 024	426	223	152	259	99
0108 FRANKFORT PCT 025	639	345	229	376	170
0109 FRANKFORT PCT 026	620	322	216	359	165
0110 FRANKFORT PCT 027	668	382	214	416	165
0111 FRANKFORT PCT 028	613	280	257	332	178
0112 FRANKFORT PCT 029	693	392	224	432	175
0113 FRANKFORT PCT 030	401	213	151	236	119
0114 FRANKFORT PCT 031	501	269	180	292	147
0115 FRANKFORT PCT 032	606	321	229	384	149
0116 FRANKFORT PCT 033	397	220	152	272	92
0117 FRANKFORT PCT 034	446	225	169	257	125
0118 FRANKFORT PCT 035	573	339	170	361	135
0119 FRANKFORT PCT 036	351	226	78	230	64
0120 FRANKFORT PCT 037	669	421	191	462	144
0121 FRANKFORT PCT 038	466	243	165	296	103
0122 FRANKFORT PCT 039	549	308	197	353	133
0123 FRANKFORT PCT 040	407	263	107	279	85
0124 FRANKFORT PCT 041	604	345	179	370	146
0125 FRANKFORT PCT 042	689	366	264	438	179
0126 GREEN GARDEN PCT 001	497	245	197	269	163
0127 GREEN GARDEN PCT 002	513	243	216	266	180
0128 GREEN GARDEN PCT 003	476	221	200	246	159
0129 HOMER PCT 001	373	191	150	214	119
0130 HOMER PCT 002	278	135	128	165	93
0131 HOMER PCT 003	445	226	176	271	119
0132 HOMER PCT 004	322	162	125	190	93
0133 HOMER PCT 005	421	229	151	251	116
0134 HOMER PCT 006	495	285	161	310	131
0135 HOMER PCT 007	510	252	217	300	157
0136 HOMER PCT 008	465	250	186	287	143
0137 HOMER PCT 009	430	222	173	258	137
0138 HOMER PCT 010	759	393	310	435	242
0139 HOMER PCT 011	626	332	235	386	167
0140 HOMER PCT 012	571	286	223	339	161
0141 HOMER PCT 013	541	245	257	299	189
0142 HOMER PCT 014	314	152	134	186	101
0143 HOMER PCT 015	484	238	182	292	114
0144 HOMER PCT 016	296	165	106	179	79
0145 HOMER PCT 017	420	179	206	240	131
0146 HOMER PCT 018	523	303	171	335	122
0147 HOMER PCT 019	469	239	189	270	128
0148 HOMER PCT 020	428	212	173	244	131
0149 HOMER PCT 021	593	288	258	331	206
0150 HOMER PCT 022	525	324	167	345	133
0151 HOMER PCT 023	398	211	149	239	114
0152 HOMER PCT 024	386	215	132	231	104
0153 HOMER PCT 025	328	156	136	168	116
0154 HOMER PCT 026	423	250	124	266	97
0155 HOMER PCT 027	513	311	150	338	109
0156 HOMER PCT 028	359	182	150	215	112
0157 JACKSON PCT 001	303	171	106	192	69
0158 JACKSON PCT 002	431	258	148	278	102
0159 JACKSON PCT 003	661	388	231	435	165

ABSTRACT OF VOTES

Supreme Court District 3
GENERAL ELECTION
NOVEMBER 2, 2010

OFFICIAL RESULTS

		VOTES	PERCENT	RETAIN MARY W. McDADE THIRD JUDICIAL DISTRICT APPELLATE	
01 = BALLOTS CAST		193,642		Vote for 1	
RETAIN TOM KILBRIDE THIRD JUDICIAL DISTRICT SUPREME				04 = YES	124,213 72.52
Vote for 1				05 = NO	47,063 27.48
02 = YES		112,064	63.65		
03 = NO		64,003	36.35		

(CONTINUED FROM PREVIOUS PAGE)

	01	02	03	04	05
0160 JACKSON PCT 004	235	141	78	154	61
0161 JOLIET PCT 001	413	243	141	267	93
0162 JOLIET PCT 002	273	162	98	179	70
0163 JOLIET PCT 003	256	155	82	176	56
0164 JOLIET PCT 004	209	121	74	130	60
0165 JOLIET PCT 005	324	193	115	232	67
0166 JOLIET PCT 006	311	201	89	225	65
0167 JOLIET PCT 007	295	150	123	185	77
0168 JOLIET PCT 008	270	173	79	189	60
0169 JOLIET PCT 009	301	172	103	197	73
0170 JOLIET PCT 010	237	148	82	162	61
0171 JOLIET PCT 011	253	159	72	171	53
0172 JOLIET PCT 012	545	312	200	381	119
0173 JOLIET PCT 013	426	240	160	271	107
0174 JOLIET PCT 014	403	242	133	263	103
0175 JOLIET PCT 015	312	211	83	218	68
0176 JOLIET PCT 016	284	208	57	217	44
0177 JOLIET PCT 017	368	215	130	263	74
0178 JOLIET PCT 018	178	110	37	119	26
0179 JOLIET PCT 019	241	143	84	159	54
0180 JOLIET PCT 020	289	148	127	188	72
0181 JOLIET PCT 021	318	217	59	224	44
0182 JOLIET PCT 022	403	226	147	255	109
0183 JOLIET PCT 023	362	227	107	260	63
0184 JOLIET PCT 024	314	209	53	209	51
0185 JOLIET PCT 025	291	188	71	202	53
0186 JOLIET PCT 026	453	265	169	294	121
0187 JOLIET PCT 027	328	201	107	235	64
0188 JOLIET PCT 028	312	190	102	224	61
0189 JOLIET PCT 029	401	250	137	273	92
0190 JOLIET PCT 030	230	150	63	157	52
0191 JOLIET PCT 031	353	203	130	225	95
0192 JOLIET PCT 032	271	150	104	169	74
0193 JOLIET PCT 033	281	166	97	190	63
0194 JOLIET PCT 034	226	139	78	155	54
0195 JOLIET PCT 035	251	150	76	171	53
0196 JOLIET PCT 036	170	110	45	110	40
0197 JOLIET PCT 037	306	199	70	207	58
0198 JOLIET PCT 038	255	175	33	166	38
0199 JOLIET PCT 039	439	316	91	322	78
0200 JOLIET PCT 040	377	224	117	245	90
0201 JOLIET PCT 041	327	213	76	227	54
0202 JOLIET PCT 042	385	252	101	267	77
0203 JOLIET PCT 043	334	227	52	234	37
0204 JOLIET PCT 044	388	251	109	271	75
0205 JOLIET PCT 045	187	122	39	133	26
0206 JOLIET PCT 046	130	68	22	69	21
0207 JOLIET PCT 047	347	214	103	231	80
0208 JOLIET PCT 048	216	156	28	155	25
0209 JOLIET PCT 049	378	219	113	261	66
0210 JOLIET PCT 050	342	234	61	247	47
0211 JOLIET PCT 051	277	174	91	188	66
0212 JOLIET PCT 052	216	137	62	146	53

ABSTRACT OF VOTES

Supreme Court District 3
 GENERAL ELECTION
 NOVEMBER 2, 2010

OFFICIAL RESULTS

	VOTES	PERCENT		VOTES	PERCENT
01 = BALLOTS CAST	193,642		RETAIN MARY W. McDADE THIRD JUDICIAL DISTRICT APPELLATE		
RETAIN TOM KILBRIDE THIRD JUDICIAL DISTRICT SUPREME			Vote for 1		
Vote for 1			04 = YES	124,213	72.52
02 = YES	112,064	63.65	05 = NO	47,063	27.48
03 = NO	64,003	36.35			

(CONTINUED FROM PREVIOUS PAGE)

	01	02	03	04	05
0213 JOLIET PCT 053	206	123	53	125	46
0214 JOLIET PCT 054	284	179	85	200	67
0215 JOLIET PCT 055	256	159	86	179	61
0216 JOLIET PCT 056	510	351	129	367	105
0217 JOLIET PCT 057	217	134	42	142	31
0218 JOLIET PCT 058	147	102	31	101	29
0219 JOLIET PCT 059	410	250	135	278	92
0220 JOLIET PCT 060	234	160	46	165	39
0221 JOLIET PCT 061	203	139	37	142	34
0222 JOLIET PCT 062	196	133	32	134	26
0223 JOLIET PCT 063	180	107	57	113	44
0224 JOLIET PCT 064	270	177	64	191	48
0225 LOCKPORT PCT 001	345	211	110	230	76
0226 LOCKPORT PCT 002	312	188	96	193	75
0227 LOCKPORT PCT 003	437	272	129	295	100
0228 LOCKPORT PCT 004	328	187	122	210	92
0229 LOCKPORT PCT 005	171	112	46	104	48
0230 LOCKPORT PCT 006	298	195	72	190	62
0231 LOCKPORT PCT 007	285	193	49	193	43
0232 LOCKPORT PCT 008	406	234	138	255	107
0233 LOCKPORT PCT 009	803	492	237	545	170
0234 LOCKPORT PCT 010	381	245	121	262	88
0235 LOCKPORT PCT 011	280	158	111	188	75
0236 LOCKPORT PCT 012	501	279	177	306	138
0237 LOCKPORT PCT 013	435	271	124	299	86
0238 LOCKPORT PCT 014	396	203	165	229	128
0239 LOCKPORT PCT 015	515	336	140	353	111
0240 LOCKPORT PCT 016	324	197	95	224	53
0241 LOCKPORT PCT 017	298	180	91	186	75
0242 LOCKPORT PCT 018	312	187	102	204	78
0243 LOCKPORT PCT 019	533	329	153	364	100
0244 LOCKPORT PCT 020	588	348	186	383	140
0245 LOCKPORT PCT 021	323	196	103	202	85
0246 LOCKPORT PCT 022	427	239	146	255	118
0247 LOCKPORT PCT 023	390	266	103	285	81
0248 LOCKPORT PCT 024	271	179	74	185	64
0249 LOCKPORT PCT 025	506	269	210	321	151
0250 LOCKPORT PCT 026	260	173	69	180	62
0251 LOCKPORT PCT 027	578	339	210	406	125
0252 LOCKPORT PCT 028	479	258	159	280	132
0253 LOCKPORT PCT 029	382	237	112	256	87
0254 LOCKPORT PCT 030	803	472	286	573	179
0255 LOCKPORT PCT 031	500	324	112	352	81
0256 LOCKPORT PCT 032	343	257	62	263	54
0257 LOCKPORT PCT 033	512	335	125	358	95
0258 LOCKPORT PCT 034	374	228	110	242	86
0259 LOCKPORT PCT 035	822	509	269	593	175
0260 LOCKPORT PCT 036	1468	864	539	1016	351
0261 LOCKPORT PCT 037	380	244	99	257	83
0262 MANHATTAN PCT 001	496	257	183	284	140
0263 MANHATTAN PCT 002	846	486	270	511	213
0264 MANHATTAN PCT 003	420	243	157	276	112
0265 MANHATTAN PCT 004	565	289	228	324	171

ABSTRACT OF VOTES

Supreme Court District 3
GENERAL ELECTION
NOVEMBER 2, 2010

OFFICIAL RESULTS

		VOTES	PERCENT			VOTES	PERCENT
01 = BALLOTS CAST		193,642		RETAIN MARY W. McDADE THIRD JUDICIAL DISTRICT APPELLATE			
RETAIN TOM KILBRIDE THIRD JUDICIAL DISTRICT SUPREME				Vote for 1			
Vote for 1				04 = YES		124,213	72.52
02 = YES		112,064	63.65	05 = NO		47,063	27.48
03 = NO		64,003	36.35				

(CONTINUED FROM PREVIOUS PAGE)

	01	02	03	04	05
0266 MANHATTAN PCT 005	872	503	274	547	201
0267 MONEE PCT 001	431	236	157	264	127
0268 MONEE PCT 002	330	213	82	227	67
0269 MONEE PCT 003	316	156	120	172	100
0270 MONEE PCT 004	380	249	84	260	64
0271 MONEE PCT 005	496	334	94	343	71
0272 MONEE PCT 006	298	206	53	212	45
0273 MONEE PCT 007	326	221	52	235	34
0274 MONEE PCT 008	414	288	63	303	48
0275 MONEE PCT 009	687	368	264	383	234
0276 MONEE PCT 010	442	282	129	299	107
0277 MONEE PCT 011	417	298	71	317	46
0278 MONEE PCT 012	356	204	124	210	114
0279 NEW LENOX PCT 001	264	140	87	157	63
0280 NEW LENOX PCT 002	430	234	155	250	128
0281 NEW LENOX PCT 003	573	295	217	335	157
0282 NEW LENOX PCT 004	605	326	245	380	179
0283 NEW LENOX PCT 005	748	425	266	487	185
0284 NEW LENOX PCT 006	385	214	138	228	114
0285 NEW LENOX PCT 007	574	319	205	342	157
0286 NEW LENOX PCT 008	447	235	167	288	105
0287 NEW LENOX PCT 009	407	228	158	247	129
0288 NEW LENOX PCT 010	437	231	173	260	133
0289 NEW LENOX PCT 011	520	296	186	328	142
0290 NEW LENOX PCT 012	881	453	350	527	245
0291 NEW LENOX PCT 013	589	341	198	389	136
0292 NEW LENOX PCT 014	392	229	138	252	104
0293 NEW LENOX PCT 015	290	163	102	188	70
0294 NEW LENOX PCT 016	350	199	128	236	88
0295 NEW LENOX PCT 017	321	201	102	216	82
0296 NEW LENOX PCT 018	410	219	153	246	109
0297 NEW LENOX PCT 019	402	236	123	260	85
0298 NEW LENOX PCT 020	645	369	230	408	177
0299 NEW LENOX PCT 021	340	166	129	197	84
0300 NEW LENOX PCT 022	634	354	213	397	147
0301 NEW LENOX PCT 023	371	205	128	233	94
0302 NEW LENOX PCT 024	862	457	310	511	231
0303 NEW LENOX PCT 025	457	236	187	262	138
0304 NEW LENOX PCT 026	419	244	142	259	115
0305 NEW LENOX PCT 027	387	230	130	249	100
0306 NEW LENOX PCT 028	426	193	196	236	138
0307 NEW LENOX PCT 029	334	181	115	211	80
0308 NEW LENOX PCT 030	362	219	109	240	83
0309 PEOTONE PCT 001	595	324	212	362	155
0310 PEOTONE PCT 002	659	365	228	385	188
0311 PEOTONE PCT 003	443	239	141	234	111
0312 PLAINFIELD PCT 001	558	308	199	347	140
0313 PLAINFIELD PCT 002	241	143	77	165	49
0314 PLAINFIELD PCT 003	314	155	131	191	84
0315 PLAINFIELD PCT 004	492	290	170	333	118
0316 PLAINFIELD PCT 005	387	237	131	263	94
0317 PLAINFIELD PCT 006	514	304	168	345	115
0318 PLAINFIELD PCT 007	401	227	149	263	102

ABSTRACT OF VOTES

Supreme Court District 3
GENERAL ELECTION
NOVEMBER 2, 2010

OFFICIAL RESULTS

		VOTES	PERCENT			VOTES	PERCENT
01 = BALLOTS CAST		193,642		RETAIN MARY W. McDADE THIRD JUDICIAL DISTRICT APPELLATE			
RETAIN TOM KILBRIDE THIRD JUDICIAL DISTRICT SUPREME				Vote for 1			
Vote for 1				04 = YES		124,213	72.52
02 = YES		112,064	63.65	05 = NO		47,063	27.48
03 = NO		64,003	36.35				

(CONTINUED FROM PREVIOUS PAGE)

	01	02	03	04	05
0319 PLAINFIELD PCT 008	745	397	294	470	195
0320 PLAINFIELD PCT 009	510	287	186	335	125
0321 PLAINFIELD PCT 010	326	167	129	212	74
0322 PLAINFIELD PCT 011	305	139	147	176	93
0323 PLAINFIELD PCT 012	403	239	135	272	96
0324 PLAINFIELD PCT 013	300	154	120	195	71
0325 PLAINFIELD PCT 014	566	341	191	372	142
0326 PLAINFIELD PCT 015	387	197	153	235	113
0327 PLAINFIELD PCT 016	419	224	158	263	109
0328 PLAINFIELD PCT 017	257	171	66	195	36
0329 PLAINFIELD PCT 018	287	179	87	208	55
0330 PLAINFIELD PCT 019	421	275	125	291	88
0331 PLAINFIELD PCT 020	309	192	87	208	66
0332 PLAINFIELD PCT 021	224	135	77	153	50
0333 PLAINFIELD PCT 022	502	266	200	317	138
0334 PLAINFIELD PCT 023	297	190	80	201	64
0335 PLAINFIELD PCT 024	335	204	105	230	70
0336 PLAINFIELD PCT 025	406	250	127	267	104
0337 PLAINFIELD PCT 026	486	271	182	315	134
0338 PLAINFIELD PCT 027	385	215	143	247	99
0339 PLAINFIELD PCT 028	432	236	168	288	101
0340 PLAINFIELD PCT 029	206	137	46	141	41
0341 PLAINFIELD PCT 030	213	136	60	154	43
0342 PLAINFIELD PCT 031	370	238	108	265	75
0343 PLAINFIELD PCT 032	539	296	193	334	141
0344 PLAINFIELD PCT 033	425	265	141	307	92
0345 PLAINFIELD PCT 034	284	173	82	193	59
0346 PLAINFIELD PCT 035	947	557	303	628	214
0347 PLAINFIELD PCT 036	453	265	131	299	87
0348 PLAINFIELD PCT 037	463	290	142	329	97
0349 PLAINFIELD PCT 038	502	263	195	328	109
0350 PLAINFIELD PCT 039	456	265	158	291	117
0351 PLAINFIELD PCT 040	451	259	161	298	120
0352 PLAINFIELD PCT 041	424	260	132	305	81
0353 PLAINFIELD PCT 042	264	166	60	181	42
0354 PLAINFIELD PCT 043	335	186	104	220	63
0355 PLAINFIELD PCT 044	349	231	90	243	68
0356 PLAINFIELD PCT 045	688	437	181	490	119
0357 PLAINFIELD PCT 046	410	258	113	288	72
0358 REED PCT 001	566	346	191	382	144
0359 REED PCT 002	329	191	110	213	77
0360 REED PCT 003	203	122	65	123	61
0361 REED PCT 004	319	188	111	208	85
0362 REED PCT 005	461	266	175	300	135
0363 TROY PCT 001	549	264	264	339	170
0364 TROY PCT 002	670	418	205	475	137
0365 TROY PCT 003	464	233	215	286	146
0366 TROY PCT 004	336	178	142	207	90
0367 TROY PCT 005	268	148	102	163	73
0368 TROY PCT 006	295	172	116	205	78
0369 TROY PCT 007	434	239	153	281	104
0370 TROY PCT 008	710	406	272	462	198
0371 TROY PCT 009	370	217	133	253	87

ABSTRACT OF VOTES

Supreme Court District 3
GENERAL ELECTION
NOVEMBER 2, 2010

OFFICIAL RESULTS

	VOTES	PERCENT	VOTES	PERCENT
01 = BALLOTS CAST	193,642			
RETAIN TOM KILBRIDE THIRD JUDICIAL DISTRICT SUPREME			RETAIN MARY W. McDADE THIRD JUDICIAL DISTRICT APPELLATE	
Vote for 1			Vote for 1	
02 = YES	112,064	63.65	04 = YES	124,213 72.52
03 = NO	64,003	36.35	05 = NO	47,063 27.48

(CONTINUED FROM PREVIOUS PAGE)

	01	02	03	04	05
0372 TROY PCT 010	737	440	239	487	167
0373 TROY PCT 011	1181	709	407	805	269
0374 TROY PCT 012	372	209	133	243	94
0375 TROY PCT 013	400	237	140	264	105
0376 TROY PCT 014	318	164	131	197	90
0377 TROY PCT 015	364	212	136	231	104
0378 TROY PCT 016	629	326	267	407	147
0379 TROY PCT 017	583	380	162	403	128
0380 TROY PCT 018	576	321	219	379	139
0381 TROY PCT 019	556	297	230	344	162
0382 TROY PCT 020	621	334	240	388	167
0383 TROY PCT 021	469	284	156	311	122
0384 TROY PCT 022	508	259	230	312	151
0385 TROY PCT 023	321	203	97	230	61
0386 TROY PCT 024	447	221	199	271	135
0387 TROY PCT 025	400	213	170	248	111
0388 TROY PCT 026	530	341	149	371	108
0389 TROY PCT 027	421	203	187	247	129
0390 TROY PCT 028	918	560	302	642	195
0391 TROY PCT 029	366	229	110	241	83
0392 TROY PCT 030	377	192	168	239	114
0393 WASHINGTON PCT 001	529	313	159	331	127
0394 WASHINGTON PCT 002	294	135	129	165	93
0395 WASHINGTON PCT 003	541	277	206	296	179
0396 WASHINGTON PCT 004	671	369	248	405	202
0397 WESLEY PCT 001	428	199	213	241	161
0398 WESLEY PCT 002	306	165	120	187	90
0399 WHEATLAND PCT 001	526	295	176	329	129
0400 WHEATLAND PCT 002	413	222	157	266	102
0401 WHEATLAND PCT 003	403	230	130	264	90
0402 WHEATLAND PCT 004	613	366	178	381	147
0403 WHEATLAND PCT 005	535	311	147	346	94
0404 WHEATLAND PCT 006	530	292	151	317	107
0405 WHEATLAND PCT 007	530	278	203	305	167
0406 WHEATLAND PCT 008	479	288	113	299	83
0407 WHEATLAND PCT 009	513	311	141	330	102
0408 WHEATLAND PCT 010	740	415	213	457	142
0409 WHEATLAND PCT 011	526	307	158	337	116
0410 WHEATLAND PCT 012	483	278	142	302	108
0411 WHEATLAND PCT 013	535	323	126	341	88
0412 WHEATLAND PCT 014	390	218	141	232	109
0413 WHEATLAND PCT 015	340	206	94	218	62
0414 WHEATLAND PCT 016	489	285	146	309	102
0415 WHEATLAND PCT 017	381	201	153	223	118
0416 WHEATLAND PCT 018	919	546	303	601	237
0417 WHEATLAND PCT 019	622	351	184	361	158
0418 WHEATLAND PCT 020	384	214	94	229	63
0419 WHEATLAND PCT 021	564	316	182	347	124
0420 WHEATLAND PCT 022	260	159	62	165	49
0421 WHEATLAND PCT 023	486	274	133	290	88
0422 WHEATLAND PCT 024	321	191	109	210	81
0423 WHEATLAND PCT 025	574	351	172	385	131
0424 WHEATLAND PCT 026	397	199	150	250	82

ABSTRACT OF VOTES

Supreme Court District 3
 GENERAL ELECTION
 NOVEMBER 2, 2010

OFFICIAL RESULTS

	VOTES	PERCENT	VOTES	PERCENT
01 = BALLOTS CAST	193,642			
RETAIN TOM KILBRIDE THIRD JUDICIAL DISTRICT SUPREME			RETAIN MARY W. McDADE THIRD JUDICIAL DISTRICT APPELLATE	
Vote for 1			Vote for 1	
02 = YES	112,064	63.65	04 = YES	124,213 72.52
03 = NO	64,003	36.35	05 = NO	47,063 27.48

(CONTINUED FROM PREVIOUS PAGE)

	01	02	03	04	05
0425 WHEATLAND PCT 027	437	258	131	269	103
0426 WHEATLAND PCT 028	539	329	159	368	114
0427 WHEATLAND PCT 029	390	234	108	257	78
0428 WHEATLAND PCT 030	335	171	105	192	69
0429 WHEATLAND PCT 031	462	278	126	291	100
0430 WHEATLAND PCT 032	394	213	105	232	66
0431 WHEATLAND PCT 033	343	193	82	205	57
0432 WHEATLAND PCT 034	990	551	338	604	269
0433 WHEATLAND PCT 035	684	373	221	432	155
0434 WHEATLAND PCT 036	341	203	107	223	80
0435 WHEATLAND PCT 037	530	303	165	313	149
0436 WHEATLAND PCT 038	534	293	168	326	112
0437 WHEATLAND PCT 039	522	314	163	350	119
0438 WHEATLAND PCT 040	424	263	103	268	86
0439 WILL PCT 001	658	318	278	373	208
0440 WILMINGTON PCT 001	194	120	51	121	41
0441 WILMINGTON PCT 002	339	200	125	231	90
0442 WILMINGTON PCT 003	657	377	241	428	175
0443 WILMINGTON PCT 004	305	178	100	189	75
0444 WILMINGTON PCT 005	459	253	166	282	126
0445 WILTON PCT 001	414	190	190	231	133



Nancy Schultz Voots

W I L L C O U N T Y C L E R K

A stylized graphic of the American flag, with the stars and stripes rendered in a soft, glowing blue and white color scheme, positioned behind the main title.

NONPARTISAN CANDIDATES

**EAST JOLIET
& LOCKPORT HEIGHTS
SANITARY DISTRICTS**

ABSTRACT OF VOTES

East Joliet Sanitary
GENERAL ELECTION
NOVEMBER 2, 2010

OFFICIAL RESULTS

01 = BALLOTS CAST

VOTES PERCENT

EAST JOLIET SANITARY DISTRICT TRUSTEE

VOTES PERCENT

315

Vote for 3

02 = Jerry D. Ross *

194 41.28

03 = Eddie King *

131 27.87

04 = Jessie Morales *


145 30.85

	01	02	03	04
0168 JOLIET PCT 008	30	19	10	11
0170 JOLIET PCT 010	158	101	61	70
0216 JOLIET PCT 056	127	74	60	64

0168 JOLIET PCT 008
 0170 JOLIET PCT 010
 0216 JOLIET PCT 056

I, the undersigned do hereby certify that on November 23, 2010, I canvassed the returns of an election held on November 2, 2010 for EAST JOLIET SANITARY DISTRICT and I proclaim that a total of 315 voters requested and received ballots and I do further certify the number of votes received for each candidate for this office, and the winners are denoted with an asterisk next to his or her name.

I further certify that the above is a true and complete Abstract of Votes and was prepared in my presence on November 23, 2010.


 Nancy Schultz Votts, County Clerk
 The County of Will, Illinois

ABSTRACT OF VOTES

Lockport Heights Sanitary
GENERAL ELECTION
NOVEMBER 2, 2010

OFFICIAL RESULTS

VOTES PERCENT

VOTES PERCENT

01 = BALLOTS CAST

246

LOCKPORT HEIGHTS SANITARY DISTRICT TRUSTEE

Vote for 2

02 = Roy Adcock *

133 46.50

03 = James Gorecki *


153 53.50

	01	02	03
0139 HOMER PCT 011	245	133	152
0245 LOCKPORT PCT 021	1	0	1

0139 HOMER PCT 011
0245 LOCKPORT PCT 021

I, the undersigned do hereby certify that on November 23, 2010, I canvassed the returns of an election held on November 2, 2010 for LOCKPORT HEIGHTS SANITARY DISTRICT and I proclaim that a total of 246 voters requested and received ballots and I do further certify the number of votes received for each candidate for this office, **and the winners are denoted with an asterisk next to his or her name.**

I further certify that the above is a true and complete Abstract of Votes and was prepared in my presence on November 23, 2010.


Nancy Schultz Voots, County Clerk
The County of Will, Illinois



Nancy Schultz Voots

W I L L C O U N T Y C L E R K

A stylized graphic of the American flag, featuring a blue field with white stars on the left and red and white stripes on the right, set against a light blue background.

**MISCELLANEOUS
REFERENDA**


	VOTES	PERCENT		VOTES	PERCENT
01 = BALLOTS CAST	7,688		CITY OF LOCKPORT PENSION REFERENDUM		
CITY OF LOCKPORT OCCUPATIONAL TAX REFERENDUM			Vote for 1		
Vote for 1			04 = YES	5,271	73.99
02 = YES	4,903	65.87	05 = NO	1,853	26.01
03 = NO	2,541	34.13			

	01	02	03	04	05
0132 HOMER PCT 004	0	0	0	0	0
0134 HOMER PCT 006	263	125	130	170	78
0138 HOMER PCT 010	242	123	112	156	67
0139 HOMER PCT 011	323	211	99	221	74
0146 HOMER PCT 018	519	383	130	371	113
0147 HOMER PCT 019	0	0	0	0	0
0150 HOMER PCT 022	518	307	197	346	142
0152 HOMER PCT 024	224	114	96	158	44
0154 HOMER PCT 026	396	268	118	270	95
0155 HOMER PCT 027	466	284	165	328	105
0225 LOCKPORT PCT 001	345	244	92	229	94
0226 LOCKPORT PCT 002	312	200	104	223	71
0227 LOCKPORT PCT 003	435	278	147	295	112
0228 LOCKPORT PCT 004	312	200	103	198	99
0229 LOCKPORT PCT 005	0	0	0	0	0
0230 LOCKPORT PCT 006	5	1	3	2	2
0233 LOCKPORT PCT 009	788	521	237	572	162
0238 LOCKPORT PCT 014	88	52	33	48	34
0239 LOCKPORT PCT 015	209	138	67	155	39
0240 LOCKPORT PCT 016	247	164	70	170	47
0241 LOCKPORT PCT 017	298	177	111	206	68
0242 LOCKPORT PCT 018	312	202	106	233	59
0245 LOCKPORT PCT 021	124	66	52	79	33
0246 LOCKPORT PCT 022	413	290	103	275	103
0252 LOCKPORT PCT 028	475	322	136	322	113
0258 LOCKPORT PCT 034	374	233	130	244	99

I, the undersigned do hereby certify that on November 23, 2010, I canvassed the returns of an election held on November 2, 2010 for CITY OF LOCKPORT and I proclaim that a total of 7,688 voters requested and received ballots and I do further certify that the following Question of Public Policy did receive the number of votes herein recorded and has **PASSED**.

Shall the City of Lockport impose a tax under the Non-Home Rule Municipal Retailers' Occupation Tax Act (65 ILCS 5/8-11-1.3) at the rate of 1% for Expenditure on public infrastructure and shall the City of Lockport impose a tax under the Non-Home Municipal Service Occupation Tax Act (65 ILCS5/8-11-1.4) at the rate of 1% for expenditure on public infrastructure?


I further certify that the above is a true and complete Abstract of Votes and was prepared in my presence on November 23, 2010.


Nancy Schultz Voots, County Clerk
The County of Will, Illinois

I, the undersigned do hereby certify that on November 23, 2010, I canvassed the returns of an election held on November 2, 2010 for CITY OF LOCKPORT and I proclaim that a total of 7,688 voters requested and received ballots and I do further certify that the following Question of Public Policy did receive the number of votes herein recorded and has **PASSED**.

Shall the Illinois General Assembly and Governor take immediate steps to implement meaningful public safety pension reform which will relieve the extensive burden on local taxpayers now that the General Assembly and Governor have reformed the pension systems for all other public employees?

I further certify that the above is a true and complete Abstract of Votes and was prepared in my presence on November 23, 2010.


Nancy Schultz Voots, County Clerk
The County of Will, Illinois

ABSTRACT OF VOTES

City of Naperville
 GENERAL ELECTION
 NOVEMBER 2, 2010

OFFICIAL RESULTS

	VOTES	PERCENT		VOTES	PERCENT
01 = BALLOTS CAST	14,786		CITY OF NAPERVILLE PENSION REFORM REFERENDUM		
CITY OF NAPERVILLE TERM LIMIT REFERENDUM			Vote for 1		
Vote for 1			04 = YES	11,665	84.42
02 = YES	10,252	73.16	05 = NO	2,152	15.58
03 = NO	3,761	26.84	CITY OF NAPERVILLE ELECT BY DISTRICT REFERENDUM		
			Vote for 1		
			06 = YES	9,350	70.49
			07 = NO	3,915	29.51

	01	02	03	04	05	06	07
0057 DU PAGE PCT 030	561	383	148	447	70	357	147
0058 DU PAGE PCT 031	650	454	172	534	86	397	207
0059 DU PAGE PCT 032	481	320	140	380	68	314	129
0061 DU PAGE PCT 034	652	442	191	531	93	391	209
0063 DU PAGE PCT 036	471	313	137	354	94	290	141
0079 DU PAGE PCT 052	389	276	105	303	63	236	109
0399 WHEATLAND PCT 001	112	74	32	87	16	85	18
0400 WHEATLAND PCT 002	227	148	70	182	38	149	61
0401 WHEATLAND PCT 003	309	217	72	226	60	200	82
0402 WHEATLAND PCT 004	613	391	199	484	97	354	209
0403 WHEATLAND PCT 005	535	367	144	429	75	354	134
0404 WHEATLAND PCT 006	530	344	141	398	80	320	150
0405 WHEATLAND PCT 007	244	172	64	202	30	165	64
0406 WHEATLAND PCT 008	477	333	109	370	65	320	99
0407 WHEATLAND PCT 009	498	361	124	398	79	309	138
0408 WHEATLAND PCT 010	648	458	158	513	89	432	147
0409 WHEATLAND PCT 011	526	363	145	419	82	318	158
0410 WHEATLAND PCT 012	483	334	125	372	78	294	133
0411 WHEATLAND PCT 013	535	378	106	414	70	348	112
0412 WHEATLAND PCT 014	118	75	37	92	18	74	33
0413 WHEATLAND PCT 015	338	237	83	264	51	225	79
0414 WHEATLAND PCT 016	489	334	138	379	82	311	137
0418 WHEATLAND PCT 020	348	226	100	278	49	223	79
0419 WHEATLAND PCT 021	562	417	124	467	70	375	138
0420 WHEATLAND PCT 022	260	180	59	188	44	140	77
0421 WHEATLAND PCT 023	400	284	85	297	69	251	98
0424 WHEATLAND PCT 026	397	291	87	326	49	260	99
0427 WHEATLAND PCT 029	390	269	93	295	66	258	94
0428 WHEATLAND PCT 030	335	234	75	268	40	196	91
0429 WHEATLAND PCT 031	462	320	122	379	54	292	127
0430 WHEATLAND PCT 032	337	245	73	279	33	217	78
0431 WHEATLAND PCT 033	343	245	68	282	29	204	80
0435 WHEATLAND PCT 037	116	93	17	88	22	84	24
0436 WHEATLAND PCT 038	526	385	111	411	80	330	138
0438 WHEATLAND PCT 040	424	289	107	329	63	277	96

This political subdivision has been canvassed by the election authority in which their principal office is located.

ABSTRACT OF VOTES

Village of Orland Park
GENERAL ELECTION
NOVEMBER 2, 2010

OFFICIAL RESULTS

	VOTES	PERCENT		VOTES	PERCENT
01 = BALLOTS CAST	89		VILLAGE OF ORLAND PARK PENSION REFORM REFERENDUM		
			Vote for 1		
			02 = YES	65	85.53
			03 = NO	11	14.47

01	02	03

89	65	11

0118 FRANKFORT PCT 035

This political subdivision has been canvassed by the election authority in which their principal office is located.

ABSTRACT OF VOTES

Village of Shorewood
GENERAL ELECTION
NOVEMBER 2, 2010

OFFICIAL RESULTS

VOTES PERCENT

VOTES PERCENT

VILLAGE OF SHOREWOOD OCCUPATIONAL TAX REFERENDUM

01 = BALLOTS CAST

5,752

Vote for 1

02 = YES

03 = NO

3,756 66.96


1,853 33.04

	01	02	03
0363 TROY PCT 001	0	0	0
0367 TROY PCT 005	268	159	103
0371 TROY PCT 009	370	207	156
0372 TROY PCT 010	718	495	199
0373 TROY PCT 011	1172	794	347
0377 TROY PCT 015	364	228	125
0380 TROY PCT 018	576	435	131
0381 TROY PCT 019	556	323	224
0382 TROY PCT 020	71	38	28
0384 TROY PCT 022	353	218	129
0387 TROY PCT 025	400	246	145
0390 TROY PCT 028	904	613	266

I, the undersigned do hereby certify that on November 23, 2010, I canvassed the returns of an election held on November 2, 2010 for VILLAGE OF SHOREWOOD and I proclaim that a total of 5,752 voters requested and received ballots and I do further certify that the following Question of Public Policy did receive the number of votes herein recorded and has **PASSED**.

Shall the corporate authorities of the Village of Shorewood, Will County, Illinois be authorized to levy a Non - Home Rule Retailers' Occupation Tax and a Non - Home Rule Service Occupation Tax at the rate of one (1%) percent for expenditures on municipal operations, expenditures on public infrastructure, or property tax relief?

I further certify that the above is a true and complete Abstract of Votes and was prepared in my presence on November 23, 2010.


Nancy Schultz Voets, County Clerk
The County of Will, Illinois

ABSTRACT OF VOTES

Monee Township
 GENERAL ELECTION
 NOVEMBER 2, 2010

OFFICIAL RESULTS

01 = BALLOTS CAST

VOTES PERCENT

4,893

MONEE TOWNSHIP AIRPORT REFERENDUM

Vote for 1

02 = YES

03 = NO

VOTES PERCENT

2,602 55.74


2,066 44.26

	01	02	03
0267 MONEE PCT 001	431	153	269
0268 MONEE PCT 002	330	184	127
0269 MONEE PCT 003	316	92	215
0270 MONEE PCT 004	380	230	134
0271 MONEE PCT 005	496	354	107
0272 MONEE PCT 006	298	226	57
0273 MONEE PCT 007	326	241	59
0274 MONEE PCT 008	414	304	68
0275 MONEE PCT 009	687	237	438
0276 MONEE PCT 010	442	110	321
0277 MONEE PCT 011	417	330	66
0278 MONEE PCT 012	356	141	205

I, the undersigned do hereby certify that on November 23, 2010, I canvassed the returns of an election held on November 2, 2010 for MONEE TOWNSHIP and I proclaim that a total of 4,893 voters requested and received ballots and I do further certify that the following Question of Public Policy did receive the number of votes herein recorded and has **PASSED**.

Do you Support the Construction of an Airport in Peotone?

I further certify that the above is a true and complete Abstract of Votes and was prepared in my presence on November 23, 2010.


 Nancy Schultz Votts, County Clerk
 The County of Will, Illinois

ABSTRACT OF VOTES

Peotone Park District
 GENERAL ELECTION
 NOVEMBER 2, 2010

OFFICIAL RESULTS

01 = BALLOTS CAST

VOTES PERCENT

1,517

PEOTONE PARK DISTRICT BOND REFERENDUM

Vote for 1

02 = YES

03 = NO

VOTES PERCENT

765 52.15

702 47.85


0309 PEOTONE PCT 001
 0310 PEOTONE PCT 002
 0311 PEOTONE PCT 003
 0439 WILL PCT 001

	01	02	03
0309 PEOTONE PCT 001	409	209	191
0310 PEOTONE PCT 002	483	241	226
0311 PEOTONE PCT 003	431	216	195
0439 WILL PCT 001	194	99	90

I, the undersigned do hereby certify that on November 23, 2010, I canvassed the returns of an election held on November 2, 2010 for PEOTONE PARK DISTRICT and I proclaim that a total of 1,517 voters requested and received ballots and I do further certify that the following Question of Public Policy did receive the number of votes herein recorded and has **PASSED**.

Shall the Peotone Park District, Will County, Illinois, purchase, renovate and equip a building, improve the site thereof and issue its bonds to the amount of \$500,000 for the purpose of paying the costs thereof?

I further certify that the above is a true and complete Abstract of Votes and was prepared in my presence on November 23, 2010.


 Nancy Schultz Voots, County Clerk
 The County of Will, Illinois

ABSTRACT OF VOTES

Manhattan-Elwood Library
 GENERAL ELECTION
 NOVEMBER 2, 2010

OFFICIAL RESULTS

01 = BALLOTS CAST

VOTES PERCENT
 4,776

MANHATTAN-ELWOOD PUBLIC LIBRARY DIST BOND REFERENDUM

VOTES PERCENT
 1,946 41.30
 2,766 58.70

Vote for 1
 02 = YES
 03 = NO

	01	02	03
0157 JACKSON PCT 001	303	104	189
0158 JACKSON PCT 002	431	166	258
0159 JACKSON PCT 003	661	276	376
0160 JACKSON PCT 004	182	77	104
0262 MANHATTAN PCT 001	496	180	308
0263 MANHATTAN PCT 002	846	381	459
0264 MANHATTAN PCT 003	420	148	268
0265 MANHATTAN PCT 004	565	197	360
0266 MANHATTAN PCT 005	872	417	444

I, the undersigned do hereby certify that on November 23, 2010, I canvassed the returns of an election held on November 2, 2010 for MANATTAN-ELWOOD PUBLIC LIBRARY DISTRICT and I proclaim that a total of 4,776 voters requested and received ballots and I do further certify that the following Question of Public Policy did receive the number of votes herein recorded and has **FAILED**.

Shall the bonds of the Manhattan-Elwood Public Library District, Will County, Illinois, in the amount of \$5,500,000 be issued for the purpose of purchasing a portion of a building to be used as a library, repairing, remodeling and improving said building, furnishing necessary equipment therefor and acquiring library materials (such as books, periodicals, films and recordings) and electronic data storage and retrieval facilities in connection therewith?

I further certify that the above is a true and complete Abstract of Votes and was prepared in my presence on November 23, 2010.

Nancy Schultz Voots
 Nancy Schultz Voots, County Clerk
 The County of Will, Illinois

ABSTRACT OF VOTES

Mokena School Dist 159
 GENERAL ELECTION
 NOVEMBER 2, 2010

OFFICIAL RESULTS

01 = BALLOTS CAST

VOTES PERCENT

6,991

MOKENA SCHOOL DISTRICT NO. 159 TAX RATE REFERENDUM

Vote for 1

02 = YES

03 = NO

VOTES PERCENT

3,216 46.62

3,682 53.38

	01	02	03
0085 FRANKFORT PCT 002	730	333	384
0086 FRANKFORT PCT 003	581	272	301
0087 FRANKFORT PCT 004	303	143	160
0093 FRANKFORT PCT 010	598	333	258
0097 FRANKFORT PCT 014	483	220	257
0102 FRANKFORT PCT 019	484	237	243
0105 FRANKFORT PCT 022	542	237	298
0107 FRANKFORT PCT 024	426	190	231
0109 FRANKFORT PCT 026	620	249	365
0110 FRANKFORT PCT 027	511	254	256
0111 FRANKFORT PCT 028	368	166	194
0117 FRANKFORT PCT 034	155	66	87
0118 FRANKFORT PCT 035	570	224	330
0121 FRANKFORT PCT 038	417	201	210
0285 NEW LENOX PCT 007	203	91	108

I, the undersigned do hereby certify that on November 23, 2010, I canvassed the returns of an election held on November 2, 2010 for MOKENA SCHOOL DISTRICT NO. 159 and I proclaim that a total of 6,991 voters requested and received ballots and I do further certify that the following Question of Public Policy did receive the number of votes herein recorded and has **FAILED**.


Shall the limiting rate under the Property Tax Extension Limitation Law for Mokena School District Number 159, Will County, Illinois, be increased by an additional amount equal to 0.29% above the limiting rate for the purpose of funding increased educational and other school district expenses for levy year 2009 and be equal to 2.4181% of the equalized assessed value of the taxable property therein for levy year 2010?

(1) The approximate amount of taxes extendable at the most recently extended limiting rate is \$13,442,422 and the approximate amount of taxes extendable if the proposition is approved is \$15,274,245.

(2) For the 2010 levy year the approximate amount of the additional tax extendable against property containing a single family residence and having a fair market value at the time of the referendum of \$100,000 is estimated to be \$96.67.

(3) If the proposition is approved, the aggregate extension for 2010 will be determined by the limiting rate set forth in the proposition, rather than the otherwise applicable limiting rate calculated under the provisions of the Property Tax Extension Limitation Law (commonly known as the Property Tax Cap Law).

I further certify that the above is a true and complete Abstract of Votes and was prepared in my presence on November 23, 2010.


 Nancy Schultz Vogt, County Clerk
 The County of Will, Illinois

ABSTRACT OF VOTES

Community College 502
 GENERAL ELECTION
 NOVEMBER 2, 2010

OFFICIAL RESULTS

	VOTES	PERCENT		VOTES	PERCENT
01 = BALLOTS CAST	17,511		COMMUNITY COLLEGE DISTRICT NO. 502 BOND REFERENDUM		
			Vote for 1		
			02 = YES	9,302	56.75
			03 = NO	7,088	43.25

	01	02	03
0041 DU PAGE PCT 014	5	2	3
0057 DU PAGE PCT 030	561	304	220
0058 DU PAGE PCT 031	654	332	288
0059 DU PAGE PCT 032	483	256	201
0060 DU PAGE PCT 033	332	176	138
0061 DU PAGE PCT 034	652	323	299
0063 DU PAGE PCT 036	471	258	186
0079 DU PAGE PCT 052	389	200	170
0399 WHEATLAND PCT 001	446	236	188
0400 WHEATLAND PCT 002	413	225	174
0401 WHEATLAND PCT 003	403	215	160
0402 WHEATLAND PCT 004	613	332	249
0403 WHEATLAND PCT 005	535	292	210
0404 WHEATLAND PCT 006	530	288	199
0405 WHEATLAND PCT 007	530	265	242
0406 WHEATLAND PCT 008	270	132	114
0407 WHEATLAND PCT 009	513	279	211
0408 WHEATLAND PCT 010	740	394	299
0409 WHEATLAND PCT 011	526	291	214
0410 WHEATLAND PCT 012	483	273	174
0411 WHEATLAND PCT 013	535	286	195
0412 WHEATLAND PCT 014	390	200	170
0413 WHEATLAND PCT 015	340	175	143
0414 WHEATLAND PCT 016	489	274	186
0417 WHEATLAND PCT 019	575	357	175
0418 WHEATLAND PCT 020	384	216	137
0419 WHEATLAND PCT 021	564	284	245
0420 WHEATLAND PCT 022	260	149	83
0421 WHEATLAND PCT 023	486	242	200
0423 WHEATLAND PCT 025	155	84	64
0424 WHEATLAND PCT 026	397	194	180
0425 WHEATLAND PCT 027	437	252	155
0427 WHEATLAND PCT 029	390	216	146
0428 WHEATLAND PCT 030	335	163	146
0429 WHEATLAND PCT 031	407	222	159
0430 WHEATLAND PCT 032	365	176	162
0431 WHEATLAND PCT 033	343	154	157
0435 WHEATLAND PCT 037	152	76	69
0436 WHEATLAND PCT 038	534	281	212
0438 WHEATLAND PCT 040	424	228	165

This political subdivision has been canvassed by the election authority in which their principal office is located.