



Nancy Schultz Voots

W I L L C O U N T Y C L E R K

REPUBLICAN CANVASS

WILL COUNTY GENERAL PRIMARY ELECTION FEBRUARY 2, 2010 JOLIET, ILLINOIS

**ELECTION SUMMARY
(INCLUDING CITY OF AURORA RESULTS)
PRECINCT COMMITTEEMEN
WRITE-IN VOTE LISTING
MISCELLANEOUS REFERENDA**



Nancy Schultz Voots

W I L L C O U N T Y C L E R K

Will County Office Building • 302 N. Chicago Street • Joliet, Illinois 60432

815-740-4794

Fax: 815 • 740 • 4699


Website: www.willclrk.com

E-mail: coclrk@willcountyillinois.com

CERTIFICATE OF CANVASS RESULTS

State of Illinois }
County of Will } SS

I, Nancy Schultz Voots, do hereby certify that on February 23, 2010, I canvassed the returns of the General Primary Election held on February 2, 2010 for the County of Will and the foregoing true and complete Abstract of Votes was prepared in my presence in the office of the County Clerk in Will County, this 23rd day of February, 2010.



Nancy Schultz Voots, County Clerk
The County of Will, Illinois



Nancy Schultz Voots

W I L L C O U N T Y C L E R K



Republican Party

ELECTION SUMMARY

(INCLUDING CITY OF AURORA RESULTS)

ABSTRACT OF VOTES

WILL COUNTY, ILLINOIS
 GENERAL PRIMARY ELECTION
 FEBRUARY 2, 2010
 STATISTICS

OFFICIAL RESULTS

REPORT - EL45A PAGE 001
 CITY OF AURORA TOTAL
 COMBINED WITH
 CITY OF AURORA

	TOTAL VOTES	%	ELECTION DAY	CENTRAL COUNT	PROV/GRACE		
PRECINCTS COUNTED (OF 446)	446	100.00					
REGISTERED VOTERS - TOTAL	360,651						
BALLOTS CAST - TOTAL	78,185		72,132	5,560	493	815	79,000
BALLOTS CAST - REPUBLICAN	45,589	58.31	41,973	3,327	289	420	46,009
BALLOTS CAST - FEDERAL REPUBLICAN	96	.12	88	5	3		
BALLOTS CAST - DEMOCRATIC	30,787	39.38	28,543	2,056	188	381	31,168
BALLOTS CAST - FEDERAL DEMOCRAT	105	.13	96	7	2		
BALLOTS CAST - GREEN	252	.32	238	12	2	14	266
BALLOTS CAST - FEDERAL GREEN	10	.01	10	0	0		
BALLOTS CAST - NONPARTISAN	1,346	1.72	1,184	153	9		
BALLOTS CAST - BLANK	20	.03	17	3	0		
VOTER TURNOUT - TOTAL		21.68					
VOTER TURNOUT - BLANK		.01					

ABSTRACT OF VOTES

WILL COUNTY, ILLINOIS
 GENERAL PRIMARY ELECTION
 FEBRUARY 2, 2010
 REPUBLICAN

OFFICIAL RESULTS

	TOTAL VOTES	%	ELECTION DAY	CENTRAL COUNT	PROV/GRACE	REPORT-EL45A CITY OF AURORA	PAGE 002 TOTAL COMBINED WITH CITY OF AURORA
UNITED STATES SENATOR							
Vote for 1 (WITH 446 OF 446 PRECINCTS COUNTED)							
Donald (Don) Lowery	2,141	4.87	1,940	179	22	25	2,166
Mark Steven Kirk	25,608	58.20	23,539	1,922	147	249	25,857
Andy Martin.	2,436	5.54	2,275	149	12	13	2,449
Kathleen Thomas	2,915	6.62	2,648	250	17	33	2,948
John Arrington.	1,139	2.59	1,059	67	13	17	1,156
Patrick J. Hughes.	9,763	22.19	9,081	623	59	74	9,837
Total	44,002		40,542	3,190	270		
GOVERNOR							
Vote for 1 (WITH 446 OF 446 PRECINCTS COUNTED)							
Kirk W. Dillard	8,877	19.70	8,235	591	51	83	8,960
Bill Brady	3,042	6.75	2,799	217	26	19	3,061
Robert J. "Bob" Schillerstrom.	382	.85	295	82	5	6	388
Adam Andrzejewski.	7,722	17.14	7,250	417	55	80	7,802
Dan Proft	6,677	14.82	6,248	395	34	63	6,740
Jim Ryan.	8,069	17.91	7,325	700	44	84	8,153
Andy McKenna	10,287	22.83	9,371	858	58	78	10,365
Total	45,056		41,523	3,260	273		
LIEUTENANT GOVERNOR							
Vote for 1 (WITH 446 OF 446 PRECINCTS COUNTED)							
Don Tracy	3,855	9.24	3,500	338	17	33	3,888
Jason Plummer	12,428	29.80	11,581	757	90	115	12,543
Randy A. White, Sr.	1,781	4.27	1,573	183	25	19	1,800
Brad Cole	2,778	6.66	2,537	226	15	35	2,813
Matt Murphy.	16,408	39.35	15,210	1,111	87	153	16,561
Dennis W. Cook.	4,450	10.67	4,110	315	25	32	4,482
Total	41,700		38,511	2,930	259		
ATTORNEY GENERAL							
Vote for 1 (WITH 446 OF 446 PRECINCTS COUNTED)							
Steve Kim	39,299	100.00	36,223	2,838	238	372	39,671
Total	39,299		36,223	2,838	238		
SECRETARY OF STATE							
Vote for 1 (WITH 446 OF 446 PRECINCTS COUNTED)							
Robert Enriquez	38,744	100.00	35,732	2,780	232	368	39,112
Total	38,744		35,732	2,780	232		
COMPTROLLER							
Vote for 1 (WITH 446 OF 446 PRECINCTS COUNTED)							
Judy Baar Topinka.	25,928	59.54	23,622	2,160	146	226	26,154
Jim Dodge	9,135	20.98	8,488	571	76	83	9,218
William J. Kelly	8,485	19.48	7,968	472	45	91	8,576
Total	43,548		40,078	3,203	267		

ABSTRACT OF VOTES

WILL COUNTY, ILLINOIS
 GENERAL PRIMARY ELECTION
 FEBRUARY 2, 2010
 REPUBLICAN

OFFICIAL RESULTS

REPORT-EL45A PAGE 003
 CITY OF AURORA TOTAL
 COMBINED WITH
 CITY OF AURORA

	TOTAL VOTES	%	ELECTION DAY	CENTRAL COUNT	PROV/GRACE		
TREASURER							
Vote for 1							
(WITH 446 OF 446 PRECINCTS COUNTED)							
Dan Rutherford	39,201	100.00	36,086	2,876	239	375	39,576
Total	39,201		36,086	2,876	239		

REPRESENTATIVE IN CONGRESS 2ND CONGRESSIONAL DISTRICT

Vote for 1							
(WITH 8 OF 8 PRECINCTS COUNTED)							
Isaac C. Hayes	137	100.00	128	5	4		
Total	137		128	5	4		

REPRESENTATIVE IN CONGRESS 11TH CONGRESSIONAL DISTRICT

Vote for 1							
(WITH 259 OF 259 PRECINCTS COUNTED)							
Henry W. Meers, Jr.	2,996	12.23	2,677	301	18		
David McAloon	2,290	9.35	2,097	177	16		
Dave White	2,699	11.02	2,447	234	18		
Adam Kinzinger	15,004	61.24	13,919	987	98		
Darrel Miller	1,512	6.17	1,373	129	10		
Total	24,501		22,513	1,828	160		

REPRESENTATIVE IN CONGRESS 13TH CONGRESSIONAL DISTRICT

Vote for 1							
(WITH 180 OF 180 PRECINCTS COUNTED)							
Judy Biggert	16,506	100.00	15,277	1,144	85	377	16,883
Total	16,506		15,277	1,144	85		

STATE SENATOR 19TH LEGISLATIVE DISTRICT

Vote for 1							
(WITH 11 OF 11 PRECINCTS COUNTED)							
NO CANDIDATE FILED	0		0	0	0		

STATE SENATOR 40TH LEGISLATIVE DISTRICT

Vote for 1							
(WITH 42 OF 42 PRECINCTS COUNTED)							
Adam Baumgartner	2,077	47.18	1,964	104	9		
Judy Ogalla	2,325	52.82	2,197	111	17		
Total	4,402		4,161	215	26		

STATE SENATOR 43RD LEGISLATIVE DISTRICT

Vote for 1							
(WITH 172 OF 172 PRECINCTS COUNTED)							
NO CANDIDATE FILED	0		0	0	0		

ABSTRACT OF VOTES

WILL COUNTY, ILLINOIS
 GENERAL PRIMARY ELECTION
 FEBRUARY 2, 2010
 REPUBLICAN

OFFICIAL RESULTS

	TOTAL VOTES	%	ELECTION DAY	CENTRAL COUNT	PROV/GRACE
REPRESENTATIVE IN THE GENERAL ASSEMBLY 37TH REPRESENTATIVE DISTRICT					
Vote for 1 (WITH 11 OF 11 PRECINCTS COUNTED)					
Jeffrey L. Junkas	501	47.90	467	32	2
Molly Mcavoy Flynn	545	52.10	511	32	2
Total	1,046		978	64	4
REPRESENTATIVE IN THE GENERAL ASSEMBLY 48TH REPRESENTATIVE DISTRICT					
Vote for 1 (WITH 11 OF 11 PRECINCTS COUNTED)					
Michael G. Connelly	877	100.00	826	49	2
Total	877		826	49	2
REPRESENTATIVE IN THE GENERAL ASSEMBLY 75TH REPRESENTATIVE DISTRICT					
Vote for 1 (WITH 22 OF 22 PRECINCTS COUNTED)					
Sue Rezin	1,783	100.00	1,631	146	6
Total	1,783		1,631	146	6
REPRESENTATIVE IN THE GENERAL ASSEMBLY 79TH REPRESENTATIVE DISTRICT					
Vote for 1 (WITH 24 OF 24 PRECINCTS COUNTED)					
Nick Been	2,176	100.00	2,058	103	15
Total	2,176		2,058	103	15
REPRESENTATIVE IN THE GENERAL ASSEMBLY 80TH REPRESENTATIVE DISTRICT					
Vote for 1 (WITH 20 OF 20 PRECINCTS COUNTED)					
NO CANDIDATE FILED	0		0	0	0
REPRESENTATIVE IN THE GENERAL ASSEMBLY 81ST REPRESENTATIVE DISTRICT					
Vote for 1 (WITH 90 OF 90 PRECINCTS COUNTED)					
Renøe Kose1	11,524	100.00	10,579	893	52
Total	11,524		10,579	893	52
REPRESENTATIVE IN THE GENERAL ASSEMBLY 82ND REPRESENTATIVE DISTRICT					
Vote for 1 (WITH 3 OF 3 PRECINCTS COUNTED)					
Jim Durkin	46	100.00	43	1	2
Total	46		43	1	2

CITY OF AURORA

ABSTRACT OF VOTES

WILL COUNTY, ILLINOIS
 GENERAL PRIMARY ELECTION
 FEBRUARY 2, 2010
 REPUBLICAN

OFFICIAL RESULTS

REPORT-EL45A

PAGE 005

CITY OF AURORA
 TOTAL
 COMBINED WITH
 CITY OF AURORA

	TOTAL VOTES	%	ELECTION DAY	CENTRAL COUNT	PROV/GRACE		
REPRESENTATIVE IN THE GENERAL ASSEMBLY							
84TH REPRESENTATIVE DISTRICT							
Vote for 1							
(WITH 87 OF 87 PRECINCTS COUNTED)							
Tom Cross	8,446	100.00	7,731	647	68	383	8,829
Total	8,446		7,731	647	68		
REPRESENTATIVE IN THE GENERAL ASSEMBLY							
85TH REPRESENTATIVE DISTRICT							
Vote for 1							
(WITH 88 OF 88 PRECINCTS COUNTED)							
Maripat Oliver	6,271	100.00	5,762	480	29		
Total	6,271		5,762	480	29		
REPRESENTATIVE IN THE GENERAL ASSEMBLY							
86TH REPRESENTATIVE DISTRICT							
Vote for 1							
(WITH 84 OF 84 PRECINCTS COUNTED)							
NO CANDIDATE FILED	0		0	0	0		
REPRESENTATIVE IN THE GENERAL ASSEMBLY							
96TH REPRESENTATIVE DISTRICT							
Vote for 1							
(WITH 21 OF 21 PRECINCTS COUNTED)							
Darlene Senger	2,218	100.00	2,078	122	18		
Total	2,218		2,078	122	18		
COUNTY CLERK							
Vote for 1							
(WITH 446 OF 446 PRECINCTS COUNTED)							
Nancy Schultz Voots	40,347	100.00	37,041	3,056	250	367	40,714
Total	40,347		37,041	3,056	250		
COUNTY TREASURER							
Vote for 1							
(WITH 446 OF 446 PRECINCTS COUNTED)							
Steve Weber	39,493	100.00	36,327	2,925	241	368	39,861
Total	39,493		36,327	2,925	241		
COUNTY SHERIFF							
Vote for 1							
(WITH 446 OF 446 PRECINCTS COUNTED)							
Paul J. Kaupas	26,603	62.81	24,317	2,135	151	227	26,830
Steve Egan	15,752	37.19	14,661	985	106	145	15,897
Total	42,355		38,978	3,120	257		
REGIONAL SUPERINTENDENT OF SCHOOLS (DU PAGE COUNTY)							
Vote for 1							
(WITH 41 OF 41 PRECINCTS COUNTED)							
Darlene J. Ruscitti	3,540	100.00	3,317	202	21		
Total	3,540		3,317	202	21		

ABSTRACT OF VOTES

WILL COUNTY, ILLINOIS
 GENERAL PRIMARY ELECTION
 FEBRUARY 2, 2010
 REPUBLICAN

OFFICIAL RESULTS

REPORT-EL45A PAGE 006
 CITY OF AURORA TOTAL
 COMBINED WITH
 CITY OF AURORA

	TOTAL VOTES	%	ELECTION DAY	CENTRAL COUNT	PROV/GRACE		
REGIONAL SUPERINTENDENT OF SCHOOLS (GRUNDY AND KENDALL COUNTIES)							
Vote for 1 (WITH 4 OF 4 PRECINCTS COUNTED)							
Paul R. Nordstrom	63	100.00	57	6	0	355	418
Total	63		57	6	0		

REGIONAL SUPERINTENDENT OF SCHOOLS (IROQUOIS AND KANKAKEE COUNTIES)							
Vote for 1 (WITH 1 OF 1 PRECINCTS COUNTED)							
Kay M. Pangle	1	100.00	1	0	0		
Total	1		1	0	0		

REGIONAL SUPERINTENDENT OF SCHOOLS (WILL COUNTY)							
Vote for 1 (WITH 413 OF 413 PRECINCTS COUNTED)							
Ron Pemble	34,132	100.00	31,392	2,535	205		
Total	34,132		31,392	2,535	205		

COUNTY BOARD MEMBER DISTRICT 3							
Vote for 3 (WITH 43 OF 43 PRECINCTS COUNTED)							
Ann Dralle	2,267	22.84	2,088	161	18	194	2,461
Suzanne Hart	2,494	25.13	2,312	170	12	234	2,728
Laurie McPhillips	2,424	24.42	2,232	178	14	260	2,684
Sally H. Mueller	1,050	10.58	971	75	4	113	1,163
Michael F. Wisniewski	1,690	17.03	1,518	156	16	182	1,872
Total	9,925		9,121	740	64		

COUNTY BOARD MEMBER DISTRICT 5							
Vote for 3 (WITH 60 OF 60 PRECINCTS COUNTED)							
Brian J. Smith	3,833	33.41	3,523	285	25		
Lee Ann Goodson	4,062	35.41	3,736	300	26		
John F. Argoudelis	3,576	31.17	3,277	273	26		
Total	11,471		10,536	858	77		

COUNTY BOARD MEMBER DISTRICT 8 (UNEXPIRED)							
Vote for 1 (WITH 41 OF 41 PRECINCTS COUNTED)							
NO CANDIDATE FILED	0		0	0	0		

COUNTY BOARD MEMBER DISTRICT 9							
Vote for 3 (WITH 44 OF 44 PRECINCTS COUNTED)							
Robert "Bob" Baldwin	1,868	31.63	1,668	182	18		
Peter R. DeLaney	2,025	34.29	1,824	186	15		
Christine Boban Merriman	2,013	34.08	1,807	190	16		
Total	5,906		5,299	558	49		

ABSTRACT OF VOTES

WILL COUNTY, ILLINOIS
 GENERAL PRIMARY ELECTION
 FEBRUARY 2, 2010
 REPUBLICAN

OFFICIAL RESULTS

REPORT-EL45A

PAGE 007

	TOTAL VOTES	%	ELECTION DAY	CENTRAL COUNT	PROV/GRACE	CITY OF AURORA	TOTAL COMBINED WITH CITY OF AURORA
12TH JUDICIAL CIRCUIT (WHITE VACANCY)							
Vote for 1							
(WITH 446 OF 446 PRECINCTS COUNTED)							
Michael J. Powers.	37,746	100.00	34,694	2,819	233	357	38,103
Total	37,746		34,694	2,819	233		
12TH JUDICIAL SUBCIRCUIT 1 (PETKA VACANCY)							
Vote for 1							
(WITH 90 OF 90 PRECINCTS COUNTED)							
Phillip Spiwak.	1,151	13.58	1,058	85	8	119	1,270
Robert P. Livas	3,867	45.62	3,613	229	25	136	4,003
Katherine L. Maloney.	3,459	40.80	3,210	230	19	125	3,584
Total	8,477		7,881	544	52		
12TH JUDICIAL SUBCIRCUIT 3 (A)							
Vote for 1							
(WITH 90 OF 90 PRECINCTS COUNTED)							
Ray Nash.	6,730	100.00	6,254	437	39		
Total	6,730		6,254	437	39		
12TH JUDICIAL SUBCIRCUIT 4 (A)							
Vote for 1							
(WITH 87 OF 87 PRECINCTS COUNTED)							
Wayne M. Kwiat, Sr.	6,234	100.00	5,719	489	26		
Total	6,234		5,719	489	26		
12TH JUDICIAL SUBCIRCUIT 5 (A)							
Vote for 1							
(WITH 100 OF 100 PRECINCTS COUNTED)							
Barbara N. "Bobbi" Petrungaro.	11,495	100.00	10,572	872	51		
Total	11,495		10,572	872	51		
12TH JUDICIAL SUBCIRCUIT 5 (B)							
Vote for 1							
(WITH 100 OF 100 PRECINCTS COUNTED)							
Art Smigielski.	2,462	18.44	2,316	134	12		
Raymond E. (Ray) Rossi	6,568	49.20	6,069	470	29		
Judy DeVriendt.	4,319	32.35	3,895	406	18		
Total	13,349		12,280	1,010	59		

	TOTAL VOTES	%	ELECTION DAY	CENTRAL COUNT	PROV/GRACE
CRETE TOWNSHIP					
Vote for 1					
(WITH 17 OF 17 PRECINCTS COUNTED)					
YES	1,317	43.15	1,250	63	4
NO.	1,735	56.85	1,645	79	11
Total	3,052		2,895	142	15
FRANKFORT PARK DISTRICT					
Vote for 1					
(WITH 20 OF 20 PRECINCTS COUNTED)					
YES	989	35.11	932	53	4
NO.	1,828	64.89	1,654	168	6
Total	2,817		2,586	221	10
DES PLAINES VALLEY PUBLIC LIBRARY DISTRICT					
Vote for 1					
(WITH 52 OF 52 PRECINCTS COUNTED)					
YES	4,997	52.47	4,637	332	28
NO.	4,526	47.53	4,063	437	26
Total	9,523		8,700	769	54
MANHATTAN-ELWOOD PUBLIC LIBRARY DISTRICT					
Vote for 1					
(WITH 9 OF 9 PRECINCTS COUNTED)					
YES	557	26.91	520	34	3
NO.	1,513	73.09	1,369	139	5
Total	2,070		1,889	173	8
MOKENA SCHOOL DISTRICT NO. 159					
Vote for 1					
(WITH 15 OF 15 PRECINCTS COUNTED)					
YES	1,743	39.29	1,604	121	18
NO.	2,693	60.71	2,420	261	12
Total	4,436		4,024	382	30
ROCKDALE SCHOOL DISTRICT NO. 84					
Vote for 1					
(WITH 4 OF 4 PRECINCTS COUNTED)					
YES	164	52.40	154	6	4
NO.	149	47.60	141	8	0
Total	313		295	14	4
UNION SCHOOL DISTRICT NO. 81					
Vote for 1					
(WITH 5 OF 5 PRECINCTS COUNTED)					
YES	77	35.98	71	5	1
NO.	137	64.02	124	13	0
Total	214		195	18	1

	TOTAL VOTES	%	ELECTION DAY	CENTRAL COUNT	PROV/GRACE
MOKENA FIRE PROTECTION DISTRICT TRANSFER					
Vote for 1					
(WITH 1 OF 1 PRECINCTS COUNTED)					
FOR	33	36.26	5	28	0
AGAINST	58	63.74	9	49	0
Total	91		14	77	0
TROY FIRE PROTECTION DISTRICT REFERENDUM 1					
Vote for 1					
(WITH 23 OF 23 PRECINCTS COUNTED)					
YES	2,428	88.55	2,114	287	27
NO.	314	11.45	277	34	3
Total	2,742		2,391	321	30
TROY FIRE PROTECTION DISTRICT REFERENDUM 2					
Vote for 1					
(WITH 23 OF 23 PRECINCTS COUNTED)					
YES	1,679	61.52	1,434	226	19
NO.	1,050	38.48	945	93	12
Total	2,729		2,379	319	31



Nancy Schultz Voots

W I L L C O U N T Y C L E R K



Republican Party

**CITY OF
AURORA
RESULTS**

**SUMMARY &
PRECINCT DETAILS**

**Cards Cast Report
City of Aurora, IL
General Primary**

Date: Feb 25, 2010
Time: 10:55 AM
Page: 1 of 1

District/Reportunit	VGroup1	VGroup2	Ballot	Card	Cast	Voters	Percent
COUNTY							
WILL COUNTY	R	NP			420	5342	7.86
	D	NP			381	5342	7.13
	G	NP			14	5342	0.26
WILL COUNTY - Total	TOTAL	NP			815	5342	15.26
Total							
	R	NP			420	5342	7.86
	D	NP			381	5342	7.13
	G	NP			14	5342	0.26
Total - Total	TOTAL	NP			815	5342	15.26
PRECINCT							
Ward 09 Pct 03	R	NP			50	620	8.06
	D	NP			52	620	8.39
	G	NP			0	620	0.00
Ward 09 Pct 03 - Total	TOTAL	NP			102	620	16.45
Ward 09 Pct 04	R	NP			77	822	9.37
	D	NP			59	822	7.18
	G	NP			0	822	0.00
Ward 09 Pct 04 - Total	TOTAL	NP			136	822	16.55
Ward 09 Pct 05	R	NP			111	1313	8.45
	D	NP			82	1313	6.25
	G	NP			4	1313	0.30
Ward 09 Pct 05 - Total	TOTAL	NP			197	1313	15.00
Ward 09 Pct 06	R	NP			62	814	7.62
	D	NP			61	814	7.49
	G	NP			2	814	0.25
Ward 09 Pct 06 - Total	TOTAL	NP			125	814	15.36
Ward 09 Pct 07	R	NP			73	866	8.43
	D	NP			75	866	8.66
	G	NP			5	866	0.58
Ward 09 Pct 07 - Total	TOTAL	NP			153	866	17.67
Ward 09 Pct 08	R	NP			47	907	5.18
	D	NP			52	907	5.73
	G	NP			3	907	0.33
Ward 09 Pct 08 - Total	TOTAL	NP			102	907	11.25
Total							
	R	NP			420	5342	7.86
	D	NP			381	5342	7.13
	G	NP			14	5342	0.26
Total - Total	TOTAL	NP			815	5342	15.26

**Cards Cast Report
City of Aurora, IL
General Primary**

Date: Feb 25, 2010
Time: 02:37 PM
Page: 1 of 1

District/Report Unit	VGroup1	VGroup2	Ballot	Card	Cast	Voters	Percent
Jurisdiction Wide							
Ward 09 Pct 03	R	NP	283	283	50	620	8.06
	R	NP	313	313	0	0	-
	D	NP	284	284	52	620	8.39
	D	NP	314	314	0	0	-
	G	NP	285	285	0	620	0.00
	G	NP	315	315	0	0	-
Ward 09 Pct 03 - Total	TOTAL	NP			102	620	16.45
Ward 09 Pct 04	R	NP	286	286	77	822	9.37
	R	NP	313	313	0	0	-
	D	NP	287	287	59	822	7.18
	D	NP	314	314	0	0	-
	G	NP	288	288	0	822	0.00
	G	NP	315	315	0	0	-
Ward 09 Pct 04 - Total	TOTAL	NP			136	822	16.55
Ward 09 Pct 05	R	NP	289	289	111	1313	8.45
	R	NP	313	313	0	0	-
	D	NP	290	290	82	1313	6.25
	D	NP	314	314	0	0	-
	G	NP	291	291	2	1313	0.15
	G	NP	315	315	2	0	-
Ward 09 Pct 05 - Total	TOTAL	NP			197	1313	15.00
Ward 09 Pct 06	R	NP	292	292	61	814	7.49
	R	NP	313	313	1	0	-
	D	NP	293	293	61	814	7.49
	D	NP	314	314	0	0	-
	G	NP	294	294	0	814	0.00
	G	NP	315	315	2	0	-
Ward 09 Pct 06 - Total	TOTAL	NP			125	814	15.36
Ward 09 Pct 07	R	NP	295	295	73	866	8.43
	R	NP	313	313	0	0	-
	D	NP	296	296	75	866	8.66
	D	NP	314	314	0	0	-
	G	NP	297	297	1	866	0.12
	G	NP	315	315	4	0	-
Ward 09 Pct 07 - Total	TOTAL	NP			153	866	17.67
Ward 09 Pct 08	R	NP	298	298	47	907	5.18
	R	NP	313	313	0	0	-
	D	NP	299	299	52	907	5.73
	D	NP	314	314	0	0	-
	G	NP	300	300	0	907	0.00
	G	NP	315	315	3	0	-
Ward 09 Pct 08 - Total	TOTAL	NP			102	907	11.25
Total	R	NP			420	5342	7.86
	D	NP			381	5342	7.13
	G	NP			14	5342	0.26
Total - Total	TOTAL	NP			815	5342	15.26

Official Results
City of Aurora, IL
Will County

Date:02/16/10
Time:15:43:31
Page:1 of 7

General Primary - February 2, 2010
All Partisan Races including Precinct Committeeman

Registered Voters 5342 - Cards Cast 815 15.26%

Num. Report Precinct 6 - Num. Reporting 6 100.00%

D UNITED STATES SENATOR		D		Total
Number of Precincts		6		
Precincts Reporting		6	100.0 %	
Times Counted		381/5342	7.1 %	
Total Votes		375		
ROBERT MARSHALL	D	14	3.73%	
DAVID HOFFMAN	D	127	33.87%	
JACOB J MEISTER	D	5	1.33%	
'ALEXI' GIANNOULIAS	D	152	40.53%	
CHERYLE JACKSON	D	75	20.00%	
Write-in Votes		2	0.53%	

D COMPTROLLER		D		Total
Number of Precincts		6		
Precincts Reporting		6	100.0 %	
Times Counted		381/5342	7.1 %	
Total Votes		352		
DAVID E MILLER	D	126	35.80%	
S RAJA KRISHNAMOORD		209	59.38%	
CLINTON A KRISLOV	D	17	4.83%	

D GOVERNOR		D		Total
Number of Precincts		6		
Precincts Reporting		6	100.0 %	
Times Counted		381/5342	7.1 %	
Total Votes		371		
PAT QUINN	D	174	46.90%	
DANIEL W HYNES	D	196	52.83%	
Write-in Votes		1	0.27%	

D TREASURER		D		Total
Number of Precincts		6		
Precincts Reporting		6	100.0 %	
Times Counted		381/5342	7.1 %	
Total Votes		340		
JUSTIN P OBERMAN	D	153	45.00%	
ROBIN KELLY	D	187	55.00%	

D LIEUTENANT GOVERNOR		D		Total
Number of Precincts		6		
Precincts Reporting		6	100.0 %	
Times Counted		381/5342	7.1 %	
Total Votes		334		
ARTHUR L TURNER	D	64	19.16%	
TERRY LINK	D	32	9.58%	
RICKEY R HENDON	D	40	11.98%	
SCOTT LEE COHEN	D	129	38.62%	
THOMAS CASTILLO	D	40	11.98%	
MKE BOLAND	D	29	8.68%	

D 13TH CONGRESS DIST		D		Total
Number of Precincts		6		
Precincts Reporting		6	100.0 %	
Times Counted		381/5342	7.1 %	
Total Votes		323		
SCOTT HARPER	D	323	100.00%	

D ATTORNEY GENERAL		D		Total
Number of Precincts		6		
Precincts Reporting		6	100.0 %	
Times Counted		381/5342	7.1 %	
Total Votes		340		
LISA MADIGAN	D	340	100.00%	

D 13TH DIST COMMITTEEWOMAN		D		Total
Number of Precincts		6		
Precincts Reporting		6	100.0 %	
Times Counted		381/5342	7.1 %	
Total Votes		307		
J. KENNEDY BECKMAN	D	307	100.00%	

D SECRETARY OF STATE		D		Total
Number of Precincts		6		
Precincts Reporting		6	100.0 %	
Times Counted		381/5342	7.1 %	
Total Votes		350		
JESSE WHITE	D	350	100.00%	

D 13TH DIST COMMTEEMAN		D		Total
Number of Precincts		6		
Precincts Reporting		6	100.0 %	
Times Counted		381/5342	7.1 %	
Total Votes		304		
KYLE R HASTINGS	D	304	100.00%	

D 84TH ASSEMBLY DIST		D		Total
Number of Precincts		6		
Precincts Reporting		6	100.0 %	
Times Counted		381/5342	7.1 %	
Total Votes		305		
DENNIS GROSSKOPF	D	305	100.00%	

Official Results
City of Aurora, IL
Will County

Date:02/16/10
Time:15:43:31
Page:2 of 7

General Primary - February 2, 2010
All Partisan Races including Precinct Committeeman

Registered Voters 5342 - Cards Cast 815 15.26%

Num. Report Precinct 6 - Num. Reporting 6 100.00%

D WILL COUNTY CLERK		D		Total
Number of Precincts		6		
Precincts Reporting		6	100.0 %	
Times Counted		128/5342	2.4 %	
Total Votes		0		
NO CANDIDATE		0	N/A	

D JUDGE 12TH - WHITE VAC		D		Total
Number of Precincts		6		
Precincts Reporting		6	100.0 %	
Times Counted		381/5342	7.1 %	
Total Votes		308		
KEITH S VAN DUYN	D	108	35.06%	
GARY S MUELLER	D	200	64.94%	

D WILL TREASURER		D		Total
Number of Precincts		6		
Precincts Reporting		6	100.0 %	
Times Counted		381/5342	7.1 %	
Total Votes		315		
PAT MCGUIRE	D	315	100.00%	

D JUDGE 12TH - PETKA VAC		D		Total
Number of Precincts		6		
Precincts Reporting		6	100.0 %	
Times Counted		128/5342	2.4 %	
Total Votes		0		
NO CANDIDATE		0	N/A	

D WILL SHERIFF		D		Total
Number of Precincts		6		
Precincts Reporting		6	100.0 %	
Times Counted		381/5342	7.1 %	
Total Votes		322		
ED BRADLEY	D	199	61.80%	
RICH GIROT	D	58	18.01%	
PETER 'PETE' PLAZZA	D	65	20.19%	

D Ward 09 Pct 03 COMMITTEE		D		Total
Number of Precincts		1		
Precincts Reporting		1	100.0 %	
Times Counted		47/620	7.6 %	
Total Votes		0		
NO CANDIDATE		0	N/A	

D WILL CNTY BRD DIST 3		D		Total
Number of Precincts		6		
Precincts Reporting		6	100.0 %	
Times Counted		381/5342	7.1 %	
Total Votes		495		
R. REED-SLAUGHTER	D	169	34.14%	
DIANE BENJAMIN	D	214	43.23%	
ANIL SAXENA	D	112	22.63%	

D Ward 09 Pct 04 COMMITTEE		D		Total
Number of Precincts		1		
Precincts Reporting		1	100.0 %	
Times Counted		23/822	2.8 %	
Total Votes		0		
NO CANDIDATE		0	N/A	

D REG SUPT- GRUNDY / KENDALL		D		Total
Number of Precincts		6		
Precincts Reporting		6	100.0 %	
Times Counted		128/5342	2.4 %	
Total Votes		0		
NO CANDIDATE		0	N/A	

D Ward 09 Pct 05 COMMITTEE		D		Total
Number of Precincts		1		
Precincts Reporting		1	100.0 %	
Times Counted		82/1313	6.2 %	
Total Votes		65		
EDWARD BUGG	D	65	100.00%	

D Ward 09 Pct 06 COMMITTEE		D		Total
Number of Precincts		1		
Precincts Reporting		1	100.0 %	
Times Counted		4/814	0.5 %	
Total Votes		0		
NO CANDIDATE		0	N/A	

**Official Results
City of Aurora, IL
Will County**

Date:02/16/10
Time:15:43:31
Page:3 of 7

**General Primary - February 2, 2010
All Partisan Races including Precinct Committeeman**

Registered Voters 5342 - Cards Cast 815 15.26%

Num. Report Precinct 6 - Num. Reporting 6 100.00%

D Ward 09 Pct 07 COMMITTEE		D	Total
Number of Precincts			1
Precincts Reporting		1	100.0 %
Times Counted		4/866	0.5 %
Total Votes		0	
NO CANDIDATE		0	N/A

D Ward 09 Pct 08 COMMITTEE		D	Total
Number of Precincts			1
Precincts Reporting		1	100.0 %
Times Counted		1/907	0.1 %
Total Votes		0	
NO CANDIDATE		0	N/A

R UNITED STATES SENATOR		R	Total
Number of Precincts			6
Precincts Reporting		6	100.0 %
Times Counted		420/5342	7.9 %
Total Votes		411	
DONALD (DON) LOWERYR		25	6.08%
MARK STEVEN KIRK	R	249	60.58%
ANDY MARTIN	R	13	3.16%
KATHLEEN THOMAS	R	33	8.03%
JOHN ARRINGTON	R	17	4.14%
PATRICK J HUGHES	R	74	18.00%

R GOVERNOR		R	Total
Number of Precincts			6
Precincts Reporting		6	100.0 %
Times Counted		419/5342	7.8 %
Total Votes		413	
KIRK W DILLARD	R	83	20.10%
BILL BRADY	R	19	4.60%
R. SCHILLERSTROM	R	6	1.45%
ADAM ANDRZEJEWSKI	R	80	19.37%
DAN PROFT	R	63	15.25%
JIM RYAN	R	84	20.34%
ANDY MCKENNA	R	78	18.89%

R LIEUTENANT GOVERNOR		R	Total
Number of Precincts			6
Precincts Reporting		6	100.0 %
Times Counted		419/5342	7.8 %
Total Votes		387	
DON TRACY	R	33	8.53%
JASON PLUMMER	R	115	29.72%
RANDY A WHITE SR	R	19	4.91%
BRAD COLE	R	35	9.04%
MATT MURPHY	R	153	39.53%
DENNIS W COOK	R	32	8.27%

R ATTORNEY GENERAL		R	Total
Number of Precincts			6
Precincts Reporting		6	100.0 %
Times Counted		419/5342	7.8 %
Total Votes		372	
STEVE KIM	R	372	100.00%

R SECRETARY OF STATE		R	Total
Number of Precincts			6
Precincts Reporting		6	100.0 %
Times Counted		419/5342	7.8 %
Total Votes		368	
ROBERT ENRIQUEZ	R	368	100.00%

R COMPTROLLER		R	Total
Number of Precincts			6
Precincts Reporting		6	100.0 %
Times Counted		419/5342	7.8 %
Total Votes		400	
JUDY BAAR TOPINKA	R	226	56.50%
JIM DODGE	R	83	20.75%
WILLIAM J KELLY	R	91	22.75%

R TREASURER		R	Total
Number of Precincts			6
Precincts Reporting		6	100.0 %
Times Counted		419/5342	7.8 %
Total Votes		375	
DAN RUTHERFORD	R	375	100.00%

Official Results
City of Aurora, IL
Will County

Date:02/16/10
Time:15:43:31
Page:4 of 7

General Primary - February 2, 2010
All Partisan Races including Precinct Committeeman

Registered Voters 5342 - Cards Cast 815 15.26%

Num. Report Precinct 6 - Num. Reporting 6 100.00%

R 13TH CONGRESS DIST		R		Total
Number of Precincts				6
Precincts Reporting				6 100.0 %
Times Counted		420/5342		7.9 %
Total Votes				377
JUDY BIGGERT	R			377 100.00%

R 84TH ASSEMBLY DIST		R		Total
Number of Precincts				6
Precincts Reporting				6 100.0 %
Times Counted		419/5342		7.8 %
Total Votes				383
TOM CROSS	R			383 100.00%

R WILL COUNTY CLERK		R		Total
Number of Precincts				6
Precincts Reporting				6 100.0 %
Times Counted		419/5342		7.8 %
Total Votes				367
NANCY SCHULTZ VOOTR				367 100.00%

R WILL TREASURER		R		Total
Number of Precincts				6
Precincts Reporting				6 100.0 %
Times Counted		419/5342		7.8 %
Total Votes				368
STEVE WEBER	R			368 100.00%

R WILL SHERIFF		R		Total
Number of Precincts				6
Precincts Reporting				6 100.0 %
Times Counted		419/5342		7.8 %
Total Votes				372
PAUL J KAUPAS	R			227 61.02%
STEVE EGAN	R			145 38.98%

R WILL CNTY BRD DIST 3		R		Total
Number of Precincts				6
Precincts Reporting				6 100.0 %
Times Counted		419/5342		7.8 %
Total Votes				983
ANN DRALLE	R			194 19.74%
SUZANNE HART	R			234 23.80%
LAURIE McPHILLIPS	R			260 26.45%
SALLY H MUELLER	R			113 11.50%
MICHAEL F WISNIEWSKIR				182 18.51%

R REG SUPT- GRUNDY / KENDALL		R		Total
Number of Precincts				6
Precincts Reporting				6 100.0 %
Times Counted		419/5342		7.8 %
Total Votes				355
PAUL R NORDSTROM	R			355 100.00%

R JUDGE 12TH - WHITE VAC		R		Total
Number of Precincts				6
Precincts Reporting				6 100.0 %
Times Counted		419/5342		7.8 %
Total Votes				357
MICHAEL J. POWERS	R			357 100.00%

R JUDGE-12TH - PETKA VAC		R		Total
Number of Precincts				6
Precincts Reporting				6 100.0 %
Times Counted		419/5342		7.8 %
Total Votes				380
PHILLIP SPTWAK	R			119 31.32%
ROBERT P. LIVAS	R			136 35.79%
KATHERINE L MALONEYR				125 32.89%

R Ward 09 Pct 03 COMMITTEE		R		Total
Number of Precincts				1
Precincts Reporting				1 100.0 %
Times Counted		50/620		8.1 %
Total Votes				43
DIRK A POLLOCK	R			43 100.00%

Official Results
City of Aurora, IL
Will County

Date:02/16/10
Time:15:43:31
Page:5 of 7

General Primary - February 2, 2010
All Partisan Races including Precinct Committeeman

Registered Voters 5342 - Cards Cast 815 15.26%

Num. Report Precinct 6 - Num. Reporting 6 100.00%

R Ward 09 Pct 04 COMMITTEE		R		Total
Number of Precincts				1
Precincts Reporting				1 100.0 %
Times Counted				33/822 4.0 %
Total Votes				0
NO CANDIDATE				0 N/A

G LIEUTENANT GOVERNOR		G		Total
Number of Precincts				6
Precincts Reporting				6 100.0 %
Times Counted				3/5342 0.1 %
Total Votes				3
DON W CRAWFORD				3 100.00%

R Ward 09 Pct 06 COMMITTEE		R		Total
Number of Precincts				1
Precincts Reporting				1 100.0 %
Times Counted				2/814 0.2 %
Total Votes				0
NO CANDIDATE				0 N/A

G ATTORNEY GENERAL		G		Total
Number of Precincts				6
Precincts Reporting				6 100.0 %
Times Counted				3/5342 0.1 %
Total Votes				3
DAVID F BLACK				3 100.00%

R Ward 09 Pct 07 COMMITTEE		R		Total
Number of Precincts				1
Precincts Reporting				1 100.0 %
Times Counted				5/866 0.6 %
Total Votes				0
NO CANDIDATE				0 N/A

G SECRETARY OF STATE		G		Total
Number of Precincts				6
Precincts Reporting				6 100.0 %
Times Counted				3/5342 0.1 %
Total Votes				3
ADRIAN FROST				3 100.00%

R Ward 09 Pct 08 COMMITTEE		R		Total
Number of Precincts				1
Precincts Reporting				1 100.0 %
Times Counted				6/907 0.7 %
Total Votes				0
NO CANDIDATE				0 N/A

G COMPTROLLER		G		Total
Number of Precincts				6
Precincts Reporting				6 100.0 %
Times Counted				3/5342 0.1 %
Total Votes				2
R ERIKA SCHAFFER				2 100.00%

G UNITED STATES SENATOR		G		Total
Number of Precincts				6
Precincts Reporting				6 100.0 %
Times Counted				14/5342 0.3 %
Total Votes				14
LeALAN M JONES				14 100.00%

G TREASURER		G		Total
Number of Precincts				6
Precincts Reporting				6 100.0 %
Times Counted				3/5342 0.1 %
Total Votes				2
SCOTT K SUMMERS				2 100.00%

G GOVERNOR		G		Total
Number of Precincts				6
Precincts Reporting				6 100.0 %
Times Counted				3/5342 0.1 %
Total Votes				3
RICH WHITNEY				3 100.00%

G 13TH CONGRESS DIST		G		Total
Number of Precincts				6
Precincts Reporting				6 100.0 %
Times Counted				3/5342 0.1 %
Total Votes				0
NO CANDIDATE				0 N/A

Official Results
City of Aurora, IL
Will County

Date:02/16/10
Time:15:43:31
Page:6 of 7

General Primary - February 2, 2010
All Partisan Races including Precinct Committeeman

Registered Voters 5342 - Cards Cast 815 15.26%

Num. Report Precinct 6 - Num. Reporting 6 100.00%

G 13TH DIST COMMITTEEWOMAN		G		Total
Number of Precincts				6
Precincts Reporting				6 100.0 %
Times Counted		3/5342	0.1 %	
Total Votes				0
NO CANDIDATE				0 N/A

G WILL CNTY BRD DIST 3		G		Total
Number of Precincts				6
Precincts Reporting				6 100.0 %
Times Counted		3/5342	0.1 %	
Total Votes				0
NO CANDIDATE				0 N/A

G 13TH DIST COMMITTEEMAN		G		Total
Number of Precincts				6
Precincts Reporting				6 100.0 %
Times Counted		3/5342	0.1 %	
Total Votes				3
STEVE ALESCH	G			3 100.00%

G REG SUPT- GRUNDY / KENDALL		G		Total
Number of Precincts				6
Precincts Reporting				6 100.0 %
Times Counted		3/5342	0.1 %	
Total Votes				0
NO CANDIDATE				0 N/A

G 84TH ASSEMBLY DIST		G		Total
Number of Precincts				6
Precincts Reporting				6 100.0 %
Times Counted		3/5342	0.1 %	
Total Votes				0
NO CANDIDATE				0 N/A

G JUDGE 12TH - WHITE VAC		G		Total
Number of Precincts				6
Precincts Reporting				6 100.0 %
Times Counted		3/5342	0.1 %	
Total Votes				0
NO CANDIDATE				0 N/A

G WILL COUNTY CLERK		G		Total
Number of Precincts				6
Precincts Reporting				6 100.0 %
Times Counted		3/5342	0.1 %	
Total Votes				0
NO CANDIDATE				0 N/A

G JUDGE-12TH - PETKA VAC		G		Total
Number of Precincts				6
Precincts Reporting				6 100.0 %
Times Counted		3/5342	0.1 %	
Total Votes				0
NO CANDIDATE				0 N/A

G WILL TREASURER		G		Total
Number of Precincts				6
Precincts Reporting				6 100.0 %
Times Counted		3/5342	0.1 %	
Total Votes				0
NO CANDIDATE				0 N/A

G Ward 09 Pct 03 COMMITTEE		G		Total
Number of Precincts				1
Precincts Reporting				1 100.0 %
Times Counted		0/620	0.0 %	
Total Votes				0
NO CANDIDATE				0 N/A

G WILL SHERIFF		G		Total
Number of Precincts				6
Precincts Reporting				6 100.0 %
Times Counted		3/5342	0.1 %	
Total Votes				0
NO CANDIDATE				0 N/A

G Ward 09 Pct 04 COMMITTEE		G		Total
Number of Precincts				1
Precincts Reporting				1 100.0 %
Times Counted		0/822	0.0 %	
Total Votes				0
NO CANDIDATE				0 N/A

Official Results
 City of Aurora, IL
 Will County

Date:02/16/10
 Time:15:43:31
 Page:7 of 7

General Primary - February 2, 2010
 All Partisan Races including Precinct Committeeman

Registered Voters 5342 - Cards Cast 815 15.26%

Num. Report Precinct 6 - Num. Reporting 6 100.00%

G Ward 09 Pct 05 COMMITTEE		G	
	Total		
Number of Precincts	1		
Precincts Reporting	1	100.0 %	
Times Counted	2/1313	0.2 %	
Total Votes	0		
NO CANDIDATE	0		N/A

G Ward 09 Pct 06 COMMITTEE		G	
	Total		
Number of Precincts	1		
Precincts Reporting	1	100.0 %	
Times Counted	0/814	0.0 %	
Total Votes	0		
NO CANDIDATE	0		N/A

G Ward 09 Pct 07 COMMITTEE		G	
	Total		
Number of Precincts	1		
Precincts Reporting	1	100.0 %	
Times Counted	1/866	0.1 %	
Total Votes	0		
NO CANDIDATE	0		N/A

G Ward 09 Pct 08 COMMITTEE		G	
	Total		
Number of Precincts	1		
Precincts Reporting	1	100.0 %	
Times Counted	0/907	0.0 %	
Total Votes	0		
NO CANDIDATE	0		N/A

Official Results
City of Aurora, IL (Will County)
General Primary - February 2, 2010
All Partisan Races Including Precinct Committeeman

Date:02/22/10
Time:15:41:44
Page:1 of 20

	TURN OUT			D UNITED STATES SENATOR										
	Reg. Voters	Cards Cast	% Turnout	Reg. Voters	ROBERT MARSHALL (D)	DAVID HOFFMAN (D)	JACOB J MEISTER (D)	ALEXI GIANNOULIAS (D)	CHERYLE JACKSON (D)	Write-In Votes				
Jurisdiction Wide														
Ward 09 Pct 03	620	102	16.45%	620	2 3.85%	11 21.15%	0 0.00%	22 42.31%	17 32.69%	0 0.00%				
Ward 09 Pct 04	822	136	16.55%	822	1 1.75%	24 42.11%	1 1.75%	21 36.84%	8 14.04%	2 3.51%				
Ward 09 Pct 05	1313	197	15.00%	1313	2 2.44%	29 35.37%	2 2.44%	36 43.90%	13 15.85%	0 0.00%				
Ward 09 Pct 06	814	125	15.36%	814	2 3.39%	17 28.81%	0 0.00%	24 40.68%	16 27.12%	0 0.00%				
Ward 09 Pct 07	866	153	17.67%	866	5 6.85%	24 32.88%	1 1.37%	33 45.21%	10 13.70%	0 0.00%				
Ward 09 Pct 08	907	102	11.25%	907	2 3.85%	22 42.31%	1 1.92%	16 30.77%	11 21.15%	0 0.00%				
Total	5342	815	15.26%	5342	14 3.73%	127 33.87%	5 1.33%	152 40.53%	75 20.00%	2 0.53%				

Official Results
City of Aurora, IL (Will County)
General Primary - February 2, 2010
All Partisan Races Including Precinct Committeeman

Date:02/22/10
Time:15:41:44
Page:2 of 20

	D GOVERNOR				
	Reg. Voters	PAT QUINN (D)	DANIEL W HYNES (D)	Write-In Votes	
Jurisdiction Wide					
Ward 09 Pct 03	620	24 48.98%	25 51.02%	0	0.00%
Ward 09 Pct 04	822	22 37.93%	36 62.07%	0	0.00%
Ward 09 Pct 05	1313	49 61.25%	30 37.50%	1	1.25%
Ward 09 Pct 06	814	25 40.98%	36 59.02%	0	0.00%
Ward 09 Pct 07	866	37 51.39%	35 48.61%	0	0.00%
Ward 09 Pct 08	907	17 33.33%	34 66.67%	0	0.00%
Total	5342	174 46.90%	196 52.83%	1	0.27%

Official Results
City of Aurora, IL (Will County)
General Primary - February 2, 2010
All Partisan Races Including Precinct Committeeman

Date:02/22/10
Time:15:41:44
Page:3 of 20

	D LIEUTENANT GOVERNOR									D ATTORNEY GENERAL	
	Reg. Voters	ARTHUR L. TURNER (D)	TERRY LINK (D)	RECKY R. HENDON (D)	SCOTT LEE COHEN (D)	THOMAS CASTILLO (D)	MIKE BOLAND (D)	Reg. Voters	LISA MADIGAN (D)		
Jurisdiction Wide											
Ward 09 Pct 03	620	13 29.55%	3 6.82%	7 15.91%	15 34.09%	2 4.55%	4 9.09%	620	50 100.00%		
Ward 09 Pct 04	822	5 9.26%	8 14.81%	3 5.56%	20 37.04%	9 16.67%	9 16.67%	822	51 100.00%		
Ward 09 Pct 05	1313	18 26.47%	4 5.88%	6 8.82%	28 41.18%	7 10.29%	5 7.35%	1313	75 100.00%		
Ward 09 Pct 06	814	9 16.07%	7 12.50%	7 12.50%	21 37.50%	9 16.07%	3 5.36%	814	54 100.00%		
Ward 09 Pct 07	866	11 17.19%	6 9.38%	7 10.94%	27 42.19%	8 12.50%	5 7.81%	866	64 100.00%		
Ward 09 Pct 08	907	8 16.67%	4 8.33%	10 20.83%	18 37.50%	5 10.42%	3 6.25%	907	46 100.00%		
Total	5342	64 19.16%	32 9.58%	40 11.98%	129 38.62%	40 11.98%	29 8.68%	5342	340 100.00%		

Official Results
City of Aurora, IL (Will County)
General Primary - February 2, 2010
All Partisan Races Including Precinct Committeeman

Date:02/22/10
Time:15:41:44
Page:4 of 20

	D SECRETARY OF STATE		D COMPTROLLER						D TREASURER			D 13TH CONGRESS DIST	
	Reg. Voters	JESSE WHITE (D)	Reg. Voters	DAVID E MILLER (D)	S RAJA KRISHNAMOOR (D)	CLINTON A. KRISLOV (D)	Reg. Voters	JUSTIN P OBERMAN (D)	ROBIN KELLY (D)	Reg. Voters	SCOTT HARPER (D)		
Jurisdiction Wide													
Ward 09 Pct 03	620	48 100.00%	620	19 38.00%	30 60.00%	1 2.00%	620	26 56.52%	20 43.48%	620	43 100.00%		
Ward 09 Pct 04	822	53 100.00%	822	24 43.64%	28 50.91%	3 5.45%	822	21 38.89%	33 61.11%	822	50 100.00%		
Ward 09 Pct 05	1313	75 100.00%	1313	31 39.74%	44 56.41%	3 3.85%	1313	34 47.89%	37 52.11%	1313	71 100.00%		
Ward 09 Pct 06	814	56 100.00%	814	15 26.79%	37 66.07%	4 7.14%	814	24 42.86%	32 57.14%	814	53 100.00%		
Ward 09 Pct 07	866	69 100.00%	866	22 32.35%	43 63.24%	3 4.41%	866	31 45.59%	37 54.41%	866	63 100.00%		
Ward 09 Pct 08	907	49 100.00%	907	15 33.33%	27 60.00%	3 6.67%	907	17 37.78%	28 62.22%	907	43 100.00%		
Total	5342	350 100.00%	5342	126 35.80%	209 59.38%	17 4.83%	5342	153 45.00%	187 55.00%	5342	323 100.00%		

Official Results
City of Aurora, IL (Will County)
General Primary - February 2, 2010

Date:02/22/10
 Time:15:41:44
 Page:5 of 20

All Partisan Races Including Precinct Committeeman

	D 13TH DIST COMMITTEEWOMAN		D 13TH DIST COMMITTEEMAN		D 84TH ASSEMBLY DIST		D WILL COUNTY CLERK		D WILL TREASURER	
	Reg. Voters	J. KENNEDY BECKMAN (D)	Reg. Voters	KYLE R HASTINGS (D)	Reg. Voters	DENNIS GROSSKOPF (D)	Reg. Voters	NO CANDIDATE	Reg. Voters	PAT McGUIRE (D)
Jurisdiction Wide										
Ward 09 Pct 03	620	43 100.00%	620	41 100.00%	620	42 100.00%	620	0	620	44 100.00%
Ward 09 Pct 04	822	47 100.00%	822	48 100.00%	822	48 100.00%	822	0	822	48 100.00%
Ward 09 Pct 05	1313	63 100.00%	1313	64 100.00%	1313	63 100.00%	1313	0	1313	68 100.00%
Ward 09 Pct 06	814	52 100.00%	814	52 100.00%	814	52 100.00%	814	0	814	51 100.00%
Ward 09 Pct 07	866	62 100.00%	866	60 100.00%	866	61 100.00%	866	0	866	67 100.00%
Ward 09 Pct 08	907	40 100.00%	907	39 100.00%	907	39 100.00%	907	0	907	37 100.00%
Total	5342	307 100.00%	5342	304 100.00%	5342	305 100.00%	5342	0	5342	315 100.00%

Official Results
City of Aurora, IL (Will County)
General Primary - February 2, 2010

Date:02/22/10
 Time:15:41:44
 Page:6 of 20

All Partisan Races Including Precinct Committeeman

	D WILL SHERIFF						D WILL CNTY BRD DIST 3						D REG SUPT- GRUNDY / KENDALL	
	Reg. Voters	ED BRADLEY (D)	RICH GIROT (D)	PETER PETE PIAZZA (D)	Reg. Voters	R. REED-SLAUGHT (D)	DIANE BENJAMIN (D)	ANIL SAXENA (D)	Reg. Voters	NO CANDIDATE				
Jurisdiction Wide														
Ward 09 Prec 03	620	32 78.05%	3 7.32%	6 14.63%	620	24 38.71%	27 43.55%	11 17.74%	620	0				
Ward 09 Prec 04	822	33 63.46%	11 21.15%	8 15.38%	822	26 32.10%	38 46.91%	17 20.99%	822	0				
Ward 09 Prec 05	1313	45 66.18%	9 13.24%	14 20.59%	1313	35 32.71%	47 43.93%	25 23.36%	1313	0				
Ward 09 Prec 06	814	28 51.85%	17 31.48%	9 16.67%	814	28 36.84%	34 44.74%	14 18.42%	814	0				
Ward 09 Prec 07	866	40 61.54%	11 16.92%	14 21.54%	866	36 36.00%	38 38.00%	26 26.00%	866	0				
Ward 09 Prec 08	907	21 50.00%	7 16.67%	14 33.33%	907	20 28.99%	30 43.88%	19 27.54%	907	0				
Total	5342	199 61.80%	58 18.01%	65 20.19%	5342	169 34.14%	214 43.23%	112 22.63%	5342	0				

Official Results
City of Aurora, IL (Will County)
General Primary - February 2, 2010
All Partisan Races Including Precinct Committeeman

Date:02/22/10
Time:15:41:44
Page:7 of 20

	D JUDGE 12TH - WHITE VAC				D JUDGE 12TH - PETKA VAC		D Ward 09 Pct 03 COMMITTEE		D Ward 09 Pct 04 COMMITTEE		D Ward 09 Pct 05 COMMITTEE	
	Reg. Voters	KEITH S VAN DUYN (D)	GARY S MUELLER (D)		Reg. Voters	NO CANDIDATE	Reg. Voters	NO CANDIDATE	Reg. Voters	NO CANDIDATE	Reg. Voters	EDWARD BUGG (D)
Jurisdiction Wide												
Ward 09 Pct 03	620	14 35.00%	26 65.00%		620	0	620	0				
Ward 09 Pct 04	822	24 48.98%	25 51.02%		822	0	-	-	822	0	-	-
Ward 09 Pct 05	1313	21 33.87%	41 66.13%		1313	0	-	-	-	-	1313	65 100.00%
Ward 09 Pct 06	814	15 28.85%	37 71.15%		814	0	-	-	-	-	-	-
Ward 09 Pct 07	866	20 31.75%	43 68.25%		866	0	-	-	-	-	-	-
Ward 09 Pct 08	907	14 33.33%	28 66.67%		907	0	-	-	-	-	-	-
Total	5342	108 35.06%	200 64.94%		5342	0	620	0	822	0	1313	65 100.00%

Official Results
City of Aurora, IL (Will County)
General Primary - February 2, 2010
All Partisan Races Including Precinct Committeeman

Date:02/22/10
 Time:15:41:44
 Page:8 of 20

	D Ward 09 Pct 06 COMMITTEE		D Ward 09 Pct 07 COMMITTEE		D Ward 09 Pct 08 COMMITTEE	
	Reg. Voters	NO CANDIDATE	Reg. Voters	NO CANDIDATE	Reg. Voters	NO CANDIDATE
Jurisdiction Wide						
Ward 09 Pct 03	-	-	-	-	-	-
Ward 09 Pct 04	-	-	-	-	-	-
Ward 09 Pct 05	-	-	-	-	-	-
Ward 09 Pct 06	814	0	-	-	-	-
Ward 09 Pct 07	-	-	866	0	-	-
Ward 09 Pct 08	-	-	-	-	907	0
Total	814	0	866	0	907	0

Official Results
City of Aurora, IL (Will County)
General Primary - February 2, 2010
All Partisan Races Including Precinct Committeeman

Date:02/22/10
Time:15:41:44
Page:9 of 20

R UNITED STATES SENATOR													
	Reg. Voters	DONALD (DON) LOWERY (R)		MARK STEVEN KIRK (R)		ANDY MARTIN (R)		KATHLEEN THOMAS (R)		JOHN ARRINGTON (R)		PATRICK J HUGHES (R)	
Jurisdiction Wide													
Ward 09 Pct 03	620	5	10.42%	27	56.25%	3	6.25%	5	10.42%	1	2.08%	7	14.58%
Ward 09 Pct 04	822	5	6.85%	46	63.01%	2	2.74%	6	8.22%	3	4.11%	11	15.07%
Ward 09 Pct 05	1313	7	6.31%	68	61.26%	4	3.60%	3	2.70%	6	5.41%	23	20.72%
Ward 09 Pct 06	814	2	3.23%	43	69.35%	1	1.61%	2	3.23%	3	4.84%	11	17.74%
Ward 09 Pct 07	866	4	5.71%	37	52.86%	3	4.29%	8	11.43%	1	1.43%	17	24.29%
Ward 09 Pct 08	907	2	4.26%	28	59.57%	0	0.00%	9	19.15%	3	6.38%	5	10.64%
Total	5342	25	6.08%	249	60.58%	13	3.16%	33	8.03%	17	4.14%	74	18.00%

Official Results
City of Aurora, IL (Will County)
General Primary - February 2, 2010
All Partisan Races Including Precinct Committeeman

Date:02/22/10
Time:15:41:44
Page:10 of 20

R GOVERNOR

	Reg. Voters	KIRK W DILLARD (R)	BILL BRADY (R)	R. SCHILLERSTROM (R)	ADAM ANDRZEJEWSKI (R)	DAN PROFT (R)	JIM RYAN (R)	ANDY MCKENNA (R)
Jurisdiction Wide								
Ward 09 Prec 03	620	8 16.67%	1 2.08%	0 0.00%	12 25.00%	10 20.83%	10 20.83%	7 14.58%
Ward 09 Prec 04	822	13 16.88%	5 6.49%	3 3.90%	8 10.39%	14 18.18%	20 25.97%	14 18.18%
Ward 09 Prec 05	1313	27 25.00%	3 2.78%	2 1.85%	19 17.59%	15 13.89%	23 21.30%	19 17.59%
Ward 09 Prec 06	814	15 24.59%	2 3.28%	1 1.64%	19 31.15%	6 9.84%	8 13.11%	10 16.39%
Ward 09 Prec 07	866	10 13.89%	5 6.94%	0 0.00%	16 22.22%	8 11.11%	10 13.89%	23 31.94%
Ward 09 Prec 08	907	10 21.28%	3 6.38%	0 0.00%	6 12.77%	10 21.28%	13 27.66%	5 10.64%
Total	5342	83 20.10%	19 4.60%	6 1.45%	80 19.37%	63 15.25%	84 20.34%	78 18.89%

Official Results
City of Aurora, IL (Will County)
General Primary - February 2, 2010
All Partisan Races Including Precinct Committeeman

Date:02/22/10
Time:15:41:44
Page:11 of 20

	R. LIEUTENANT GOVERNOR									R. ATTORNEY GENERAL	
	Reg. Voters	DON TRACY (R)	JASON PLUMMER (R)	RANDY A WHITE SR (R)	BRAD COLE (R)	MATT MURPHY (R)	DENNIS W COOK (R)	Reg. Voters	STEVE KIM (R)		
Jurisdiction Wide											
Ward 09 Pct 03	620	2 4.55%	16 36.36%	3 6.82%	7 15.91%	12 27.27%	4 9.09%	620	45 100.00%		
Ward 09 Pct 04	822	6 8.22%	24 32.88%	4 5.48%	5 6.85%	28 38.36%	6 8.22%	822	69 100.00%		
Ward 09 Pct 05	1313	10 9.80%	31 30.39%	2 1.96%	9 8.82%	43 42.16%	7 6.86%	1313	96 100.00%		
Ward 09 Pct 06	814	6 10.17%	15 25.42%	4 6.78%	7 11.86%	21 35.59%	6 10.17%	814	52 100.00%		
Ward 09 Pct 07	866	4 6.25%	15 23.44%	4 6.25%	5 7.81%	30 46.88%	6 9.38%	866	65 100.00%		
Ward 09 Pct 08	907	5 11.11%	14 31.11%	2 4.44%	2 4.44%	19 42.22%	3 6.67%	907	45 100.00%		
Total	5342	33 8.53%	115 29.72%	19 4.91%	35 9.04%	153 39.53%	32 8.27%	5342	372 100.00%		

Official Results
City of Aurora, IL (Will County)
General Primary - February 2, 2010
All Partisan Races Including Precinct Committeeman

Date:02/22/10
Time:15:41:44
Page:12 of 20

	R SECRETARY OF STATE		R COMPTROLLER				R TREASURER		R 13TH CONGRESS DIST	
	Reg. Voters	ROBERT ENRIQUEZ (R)	Reg. Voters	JUDY BAAR TOPINKA (R)	JIM DODGE (R)	WILLIAM J KELLY (R)	Reg. Voters	DAN RUTHERFORD (R)	Reg. Voters	JUDY BIGGERT (R)
Jurisdiction Wide										
Ward 09 Pct 03	620	46 100.00%	620	24 53.33%	11 24.44%	10 22.22%	620	44 100.00%	620	48 100.00%
Ward 09 Pct 04	822	69 100.00%	822	45 59.21%	11 14.47%	20 26.32%	822	70 100.00%	822	71 100.00%
Ward 09 Pct 05	1313	92 100.00%	1313	62 59.62%	21 20.19%	21 20.19%	1313	96 100.00%	1313	98 100.00%
Ward 09 Pct 06	814	52 100.00%	814	31 51.67%	11 18.33%	18 30.00%	814	55 100.00%	814	54 100.00%
Ward 09 Pct 07	866	65 100.00%	866	39 55.71%	16 22.86%	15 21.43%	866	66 100.00%	866	63 100.00%
Ward 09 Pct 08	907	44 100.00%	907	25 55.56%	13 28.89%	7 15.56%	907	44 100.00%	907	43 100.00%
Total	5342	368 100.00%	5342	226 56.50%	83 20.75%	91 22.75%	5342	375 100.00%	5342	377 100.00%

Official Results
City of Aurora, IL (Will County)
General Primary - February 2, 2010

Date: 02/22/10
 Time: 15:41:44
 Page: 13 of 20

All Partisan Races Including Precinct Committeeman

	R 84TH ASSEMBLY DIST		R WILL COUNTY CLERK		R WILL TREASURER		R WILL SHERIFF			
	Reg. Voters	TOM CROSS (R)	Reg. Voters	NANCY SCHULTZ VOOTS (R)	Reg. Voters	STEVE WEBER (R)	Reg. Voters	PAUL J KAUPAS (R)	STEVE EGAN (R)	
Jurisdiction Wide										
Ward 09 Pct 03	620	48 100.00%	620	45 100.00%	620	45 100.00%	620	26 56.52%	20 43.48%	
Ward 09 Pct 04	822	72 100.00%	822	68 100.00%	822	68 100.00%	822	41 59.42%	28 40.58%	
Ward 09 Pct 05	1313	96 100.00%	1313	91 100.00%	1313	91 100.00%	1313	62 63.92%	35 36.08%	
Ward 09 Pct 06	814	55 100.00%	814	54 100.00%	814	54 100.00%	814	35 62.50%	21 37.50%	
Ward 09 Pct 07	866	68 100.00%	866	66 100.00%	866	67 100.00%	866	35 58.33%	25 41.67%	
Ward 09 Pct 08	907	44 100.00%	907	43 100.00%	907	43 100.00%	907	28 63.64%	16 36.36%	
Total	5342	383 100.00%	5342	367 100.00%	5342	368 100.00%	5342	227 61.02%	145 38.98%	

Official Results
City of Aurora, IL (Will County)
General Primary - February 2, 2010

Date:02/22/10
 Time:15:41:44
 Page:14 of 20

All Partisan Races Including Precinct Committeeman

	R WILL CNTY BRD DIST 3									R REG SUPT- GRUNDY / KENDALL		R JUDGE 12TH - WHITE VAC	
	Reg. Voters	ANN DRAELE (R)	SUZANNE HART (R)	LAURIE McPHILLIPS (R)	SALLY H MUELLER (R)	MICHAEL F WISNIEWSKI (R)	Reg. Voters	PAUL R NORDSTROM (R)	Reg. Voters	MICHAEL J. POWERS (R)			
Jurisdiction Wide													
Ward 09 Pct 03	620	27 23.68%	30 26.32%	30 26.32%	10 8.77%	17 14.91%	620	44 100.00%	620	43 100.00%			
Ward 09 Pct 04	822	37 19.07%	45 23.20%	55 28.35%	23 11.86%	34 17.53%	822	67 100.00%	822	68 100.00%			
Ward 09 Pct 05	1313	49 19.37%	60 23.72%	67 26.48%	32 12.65%	45 17.79%	1313	87 100.00%	1313	88 100.00%			
Ward 09 Pct 06	814	27 18.88%	37 25.87%	33 23.08%	19 13.29%	27 18.88%	814	51 100.00%	814	52 100.00%			
Ward 09 Pct 07	866	31 18.45%	37 22.02%	44 26.19%	19 11.31%	37 22.02%	866	65 100.00%	866	64 100.00%			
Ward 09 Pct 08	907	23 20.72%	25 22.52%	31 27.93%	10 9.01%	22 19.82%	907	41 100.00%	907	42 100.00%			
Total	5342	194 19.74%	234 23.80%	260 26.45%	113 11.50%	182 18.51%	5342	355 100.00%	5342	357 100.00%			

Official Results
City of Aurora, IL (Will County)
General Primary - February 2, 2010

Date:02/22/10
 Time:15:41:44
 Page:15 of 20

All Partisan Races Including Precinct Committeeman

	R JUDGE-12TH - PETKA VAC						R Ward 09 Prec 03 COMMITTEE		R Ward 09 Prec 04 COMMITTEE		R Ward 09 Prec 05 COMMITTEE	
	Reg. Voters	PHILIP SPFWAK (R)	ROBERT P. LIVAS (R)	KATHERINE L. MALONEY (R)	Reg. Voters	DIRKA POLLOCK (R)	Reg. Voters	NO CANDIDATE	Reg. Voters	NO CANDIDATE		
Jurisdiction Wide												
Ward 09 Prec 03	620	16 35.56%	17 37.78%	12 26.67%	620	43 100.00%	-	-	-	-		
Ward 09 Prec 04	822	15 20.27%	36 48.65%	23 31.08%	-	-	822	0	-	-		
Ward 09 Prec 05	1313	32 33.33%	33 34.38%	31 32.29%	-	-	-	-	1313	0		
Ward 09 Prec 06	814	22 39.29%	16 28.57%	18 32.14%	-	-	-	-	-	-		
Ward 09 Prec 07	866	20 30.77%	21 32.31%	24 36.92%	-	-	-	-	-	-		
Ward 09 Prec 08	907	14 31.82%	13 29.55%	17 38.64%	-	-	-	-	-	-		
Total	5342	119 31.32%	136 35.79%	125 32.89%	620	43 100.00%	822	0	1313	0		

Official Results
City of Aurora, IL (Will County)
General Primary - February 2, 2010

Date:02/22/10
 Time:15:41:44
 Page:16 of 20

All Partisan Races Including Precinct Committeeman

	R. Ward 09 Pct 06 COMMITTEE		R. Ward 09 Pct 07 COMMITTEE		R. Ward 09 Pct 08 COMMITTEE		G UNITED STATES SENATOR		G GOVERNOR		G LIEUTENANT GOVERNOR	
	Reg. Voters	NO CANDIDATE	Reg. Voters	NO CANDIDATE	Reg. Voters	NO CANDIDATE	Reg. Voters	LoALAN M JONES (G)	Reg. Voters	RICH WHITNEY (G)	Reg. Voters	DON W CRAWFORD (G)
Jurisdiction Wide												
Ward 09 Pct 03	-	-	-	-	-	-	620	0	620	0	620	0
Ward 09 Pct 04	-	-	-	-	-	-	822	0	822	0	822	0
Ward 09 Pct 05	-	-	-	-	-	-	1313	4 100.00%	1313	2 100.00%	1313	2 100.00%
Ward 09 Pct 06	814	0	-	-	-	-	814	2 100.00%	814	0	814	0
Ward 09 Pct 07	-	-	866	0	-	-	866	5 100.00%	866	1 100.00%	866	1 100.00%
Ward 09 Pct 08	-	-	-	-	907	0	907	3 100.00%	907	0	907	0
Total	814	0	866	0	907	0	5342	14 100.00%	5342	3 100.00%	5342	3 100.00%

Official Results
City of Aurora, IL (Will County)
General Primary - February 2, 2010

Date:02/22/10
Time:15:41:44
Page:17 of 20

All Partisan Races Including Precinct Committeeman

	G ATTORNEY GENERAL		G SECRETARY OF STATE		G COMPTROLLER		G TREASURER		G 13TH CONGRESS DIST		G 13TH DIST COMMITTEEWOMAN	
	Reg. Voters	DAVID F BLACK (G)	Reg. Voters	ADRIAN FROST (G)	Reg. Voters	R ERIKA SCHAFER (G)	Reg. Voters	SCOTT K SUMMERS (G)	Reg. Voters	NO CANDIDATE	Reg. Voters	NO CANDIDATE
Jurisdiction Wide	620	0	620	0	620	0	620	0	620	0	620	0
Ward 09 Pct 03	822	0	822	0	822	0	822	0	822	0	822	0
Ward 09 Pct 04	1313	2 100.00%	1313	2 100.00%	1313	2 100.00%	1313	2 100.00%	1313	0	1313	0
Ward 09 Pct 05	814	0	814	0	814	0	814	0	814	0	814	0
Ward 09 Pct 06	866	1 100.00%	866	1 100.00%	866	0	866	0	866	0	866	0
Ward 09 Pct 07	907	0	907	0	907	0	907	0	907	0	907	0
Ward 09 Pct 08												
Total	5342	3 100.00%	5342	3 100.00%	5342	2 100.00%	5342	2 100.00%	5342	0	5342	0

Official Results
City of Aurora, IL (Will County)
General Primary - February 2, 2010
All Partisan Races Including Precinct Committeeman

Date:02/22/10
Time:15:41:44
Page:18 of 20

	G 13TH DIST COMMITTEEMAN		G 84TH ASSEMBLY DIST		G WILL COUNTY CLERK		G WILL TREASURER		G WILL SHERIFF		G WILL CNTY BRD DIST 3	
	Reg. Voters	STEVE ALESCH (G)	Reg. Voters	NO CANDIDATE	Reg. Voters	NO CANDIDATE	Reg. Voters	NO CANDIDATE	Reg. Voters	NO CANDIDATE	Reg. Voters	NO CANDIDATE
Jurisdiction Wide												
Ward 09 Pot 03	620	0	620	0	620	0	620	0	620	0	620	0
Ward 09 Pot 04	822	0	822	0	822	0	822	0	822	0	822	0
Ward 09 Pot 05	1313	2 100.00%	1313	0	1313	0	1313	0	1313	0	1313	0
Ward 09 Pot 06	814	0	814	0	814	0	814	0	814	0	814	0
Ward 09 Pot 07	866	1 100.00%	866	0	866	0	866	0	866	0	866	0
Ward 09 Pot 08	907	0	907	0	907	0	907	0	907	0	907	0
Total	5342	3 100.00%	5342	0	5342	0	5342	0	5342	0	5342	0

Official Results
City of Aurora, IL (Will County)
General Primary - February 2, 2010

Date:02/22/10
 Time:15:41:44
 Page:19 of 20

All Partisan Races Including Precinct Committeeman

	G REG SUPT-GRUNDY / KENDALL		G JUDGE 12TH - WHITE VAC		G JUDGE-12TH - PETKA VAC		G Ward 09 Pct 03 COMMITTEE		G Ward 09 Pct 04 COMMITTEE		G Ward 09 Pct 05 COMMITTEE	
	Reg. Voters	NO CANDIDATE	Reg. Voters	NO CANDIDATE	Reg. Voters	NO CANDIDATE	Reg. Voters	NO CANDIDATE	Reg. Voters	NO CANDIDATE	Reg. Voters	NO CANDIDATE
Jurisdiction Wide	620	0	620	0	620	0	620	0	-	-	-	-
Ward 09 Pct 03	822	0	822	0	822	0	-	-	822	0	-	-
Ward 09 Pct 04	1313	0	1313	0	1313	0	-	-	-	-	1313	0
Ward 09 Pct 05	814	0	814	0	814	0	-	-	-	-	-	-
Ward 09 Pct 06	866	0	866	0	866	0	-	-	-	-	-	-
Ward 09 Pct 07	997	0	997	0	997	0	-	-	-	-	-	-
Ward 09 Pct 08												
Total	5342	0	5342	0	5342	0	620	0	822	0	1313	0

Official Results
City of Aurora, IL (Will County)
General Primary - February 2, 2010

Date:02/22/10
 Time:15:41:44
 Page:20 of 20

All Partisan Races Including Precinct Committeeman

	G Ward 09 Pct 06 COMMITTEE		G Ward 09 Pct 07 COMMITTEE		G Ward 09 Pct 08 COMMITTEE	
	Reg. Voters	NO CANDIDATE	Reg. Voters	NO CANDIDATE	Reg. Voters	NO CANDIDATE
Jurisdiction Wide						
Ward 09 Pct 03	-	-	-	-	-	-
Ward 09 Pct 04	-	-	-	-	-	-
Ward 09 Pct 05	-	-	-	-	-	-
Ward 09 Pct 06	814	0	-	-	-	-
Ward 09 Pct 07	-	-	866	0	-	-
Ward 09 Pct 08	-	-	-	-	907	0
Total	814	0	866	0	907	0



Nancy Schultz Voots

W I L L C O U N T Y C L E R K



Republican Party

**WRITE-IN
VOTES**



Nancy Schultz Voots

W I L L C O U N T Y C L E R K

Will County Clerk's Office • 302 N. Chicago Street • Joliet, Illinois 60432
815 • 740 • 4615 • Fax: 815 • 740 • 4699
Website: www.thewillcountyclerk.com • E-mail: coclrk@willcountyillinois.com

FINAL - Official Write-In Results February 2, 2010 General Primary Election

Summary Totals

<u>Name</u>	<u>Office</u>	<u>Total Votes</u>
Christopher Smith	U.S. Senator (Democratic)	2
Gilbert Mondragon	Democratic Precinct Committeeman, Channahon Pct. 002	0
Stephanie Robinson	Democratic Precinct Committeeman, Crete Pct. 002	12
Norena L. Kuhn	Democratic Precinct Committeeman, Crete Pct. 007	1
Tom Dal Santo	Democratic Precinct Committeeman, Crete Pct. 008	0
Georgia Selmon	Democratic Precinct Committeeman, Crete Pct. 015	11
Bill Carlson	Republican Precinct Committeeman, Frankfort Pct. 025	25
Patrick Markham	Republican Precinct Committeeman, Frankfort Pct. 035	34
Wayne Lambert	Democratic Precinct Committeeman, Monee Pct. 002	1
Calvin Lacefield	Democratic Precinct Committeeman, Monee Pct. 004	6
Kenneth D. Schmitt	Democratic Precinct Committeeman, Monee Pct. 005	20
James W. Harris	Democratic Precinct Committeeman, Monee Pct. 006	10
Bobby R. Lathan, Sr.	Democratic Precinct Committeeman, Monee Pct. 007	13
Maurice J. Brown	Democratic Precinct Committeeman, Monee Pct. 009	5
Johnnie B. White	Democratic Precinct Committeeman, Monee Pct. 011	4
Ronald Dolnak	Republican Precinct Committeeman, Plainfield Pct. 005	13
James Hutton	Democratic Precinct Committeeman, Reed Pct. 003	1
Jeffrey M. Boetto	Democratic Precinct Committeeman, Troy Pct. 015	5
John Falaris	Democratic Precinct Committeeman, Troy Pct. 021	1
Franklin R. St. Jean, Jr.	Democratic Precinct Committeeman, Wesley Pct. 002	1
Marc Poulos	Democratic Precinct Committeeman, Wheatland Pct. 008	11
Patrick W. Nugent	Democratic Precinct Committeeman, Wilmington Pct. 003	3



Nancy Schultz Voots

W I L L C O U N T Y C L E R K

Will County Clerk's Office • 302 N. Chicago Street • Joliet, Illinois 60432
815 • 740 • 4615 • Fax: 815 • 740 • 4699
Website: www.thewillcountyclerk.com • E-mail: coclrk@willcountyillinois.com

FINAL - Official Write-In Results February 2, 2010 General Primary Election

Christopher Smith U.S. Senator (Democratic)

<u>Precincts</u>	<u>Election Night</u>	<u>Central Count</u>	<u>Provisional & Grace Period</u>	<u>TOTAL VOTES</u>
Channahon Pct. 001	0	0	0	0
Channahon Pct. 002	0	0	0	0
Channahon Pct. 003	0	0	0	0
Channahon Pct. 004	0	0	0	0
Channahon Pct. 005	0	0	0	0
Channahon Pct. 006	0	0	0	0
Channahon Pct. 007	0	0	0	0
Channahon Pct. 008	0	0	0	0
Channahon Pct. 009	0	0	0	0
Crete Pct. 001	0	0	0	0
Crete Pct. 002	0	0	0	0
Crete Pct. 003	0	0	0	0
Crete Pct. 004	0	0	0	0
Crete Pct. 005	0	0	0	0
Crete Pct. 006	0	0	0	0
Crete Pct. 007	0	0	0	0
Crete Pct. 008	0	0	0	0
Crete Pct. 009	0	0	0	0
Crete Pct. 010	0	0	0	0
Crete Pct. 011	0	0	0	0
Crete Pct. 012	0	0	0	0
Crete Pct. 013	0	0	0	0
Crete Pct. 014	0	0	0	0
Crete Pct. 015	0	0	0	0
Crete Pct. 016	0	0	0	0
Crete Pct. 017	0	0	0	0
Custer Pct. 001	0	0	0	0



Nancy Schultz Voots

W I L L C O U N T Y C L E R K

Will County Clerk's Office • 302 N. Chicago Street • Joliet, Illinois 60432
815 • 740 • 4615 • Fax: 815 • 740 • 4699
Website: www.thewillcountyclerk.com • E-mail: coclrk@willcountyillinois.com

<u>Precincts</u>	<u>Election Night</u>	<u>Central Count</u>	<u>Provisional & Grace Period</u>	<u>TOTAL VOTES</u>
DuPage Pct. 001	1	0	0	1
DuPage Pct. 002	0	0	0	0
DuPage Pct. 003	0	0	0	0
DuPage Pct. 004	0	0	0	0
DuPage Pct. 005	0	0	0	0
DuPage Pct. 006	0	0	0	0
DuPage Pct. 007	0	0	0	0
DuPage Pct. 008	0	0	0	0
DuPage Pct. 009	0	0	0	0
DuPage Pct. 010	0	0	0	0
DuPage Pct. 011	0	0	0	0
DuPage Pct. 012	0	0	0	0
DuPage Pct. 013	0	0	0	0
DuPage Pct. 014	0	0	0	0
DuPage Pct. 015	0	0	0	0
DuPage Pct. 016	0	0	0	0
DuPage Pct. 017	0	0	0	0
DuPage Pct. 018	0	0	0	0
DuPage Pct. 019	0	0	0	0
DuPage Pct. 020	0	0	0	0
DuPage Pct. 021	0	0	0	0
DuPage Pct. 022	0	0	0	0
DuPage Pct. 023	0	0	0	0
DuPage Pct. 024	0	0	0	0
DuPage Pct. 025	0	0	0	0
DuPage Pct. 026	0	0	0	0
DuPage Pct. 027	0	0	0	0
DuPage Pct. 028	0	0	0	0
DuPage Pct. 029	0	0	0	0
DuPage Pct. 030	0	0	0	0
DuPage Pct. 031	0	0	0	0
DuPage Pct. 032	0	0	0	0
DuPage Pct. 033	0	0	0	0
DuPage Pct. 034	0	0	0	0



Nancy Schultz Voots

W I L L C O U N T Y C L E R K

Will County Clerk's Office • 302 N. Chicago Street • Joliet, Illinois 60432
815 • 740 • 4615 • Fax: 815 • 740 • 4699
Website: www.thewillcountyclerk.com • E-mail: coclrk@willcountyillinois.com

<u>Precincts</u>	<u>Election Night</u>	<u>Central Count</u>	<u>Provisional & Grace Period</u>	<u>TOTAL VOTES</u>
DuPage Pct. 035	0	0	0	0
DuPage Pct. 036	0	0	0	0
DuPage Pct. 037	0	0	0	0
DuPage Pct. 038	0	0	0	0
DuPage Pct. 039	0	0	0	0
DuPage Pct. 040	0	0	0	0
DuPage Pct. 041	0	0	0	0
DuPage Pct. 042	0	0	0	0
DuPage Pct. 043	0	0	0	0
DuPage Pct. 044	0	0	0	0
DuPage Pct. 045	0	0	0	0
DuPage Pct. 046	0	0	0	0
DuPage Pct. 047	0	0	0	0
DuPage Pct. 048	0	0	0	0
DuPage Pct. 049	0	0	0	0
DuPage Pct. 050	0	0	0	0
DuPage Pct. 051	0	0	0	0
DuPage Pct. 052	0	0	0	0
DuPage Pct. 053	0	0	0	0
DuPage Pct. 054	0	0	0	0
DuPage Pct. 055	0	0	0	0
DuPage Pct. 056	0	0	0	0
Florence Pct. 001	0	0	0	0
Frankfort Pct. 001	0	0	0	0
Frankfort Pct. 002	0	0	0	0
Frankfort Pct. 003	0	0	0	0
Frankfort Pct. 004	0	0	0	0
Frankfort Pct. 005	0	0	0	0
Frankfort Pct. 006	0	0	0	0
Frankfort Pct. 007	0	0	0	0
Frankfort Pct. 008	0	0	0	0
Frankfort Pct. 009	0	0	0	0
Frankfort Pct. 010	0	0	0	0
Frankfort Pct. 011	0	0	0	0



Nancy Schultz Voots

W I L L C O U N T Y C L E R K

Will County Clerk's Office • 302 N. Chicago Street • Joliet, Illinois 60432
815 • 740 • 4615 • Fax: 815 • 740 • 4699
Website: www.thewillcountyclerk.com • E-mail: coclrk@willcountyillinois.com

<u>Precincts</u>	<u>Election Night</u>	<u>Central Count</u>	<u>Provisional & Grace Period</u>	<u>TOTAL VOTES</u>
Frankfort Pct. 012	0	0	0	0
Frankfort Pct. 013	0	0	0	0
Frankfort Pct. 014	0	0	0	0
Frankfort Pct. 015	0	0	0	0
Frankfort Pct. 016	0	0	0	0
Frankfort Pct. 017	0	0	0	0
Frankfort Pct. 018	0	0	0	0
Frankfort Pct. 019	0	0	0	0
Frankfort Pct. 020	0	0	0	0
Frankfort Pct. 021	0	0	0	0
Frankfort Pct. 022	0	0	0	0
Frankfort Pct. 023	0	0	0	0
Frankfort Pct. 024	0	0	0	0
Frankfort Pct. 025	0	0	0	0
Frankfort Pct. 026	0	0	0	0
Frankfort Pct. 027	0	0	0	0
Frankfort Pct. 028	0	0	0	0
Frankfort Pct. 029	0	0	0	0
Frankfort Pct. 030	0	0	0	0
Frankfort Pct. 031	0	0	0	0
Frankfort Pct. 032	0	0	0	0
Frankfort Pct. 033	0	0	0	0
Frankfort Pct. 034	0	0	0	0
Frankfort Pct. 035	0	0	0	0
Frankfort Pct. 036	0	0	0	0
Frankfort Pct. 037	0	0	0	0
Frankfort Pct. 038	0	0	0	0
Frankfort Pct. 039	0	0	0	0
Frankfort Pct. 040	0	0	0	0
Frankfort Pct. 041	0	0	0	0
Frankfort Pct. 042	0	0	0	0
Green Garden Pct. 001	0	0	0	0
Green Garden Pct. 002	0	0	0	0
Green Garden Pct. 003	0	0	0	0



Nancy Schultz Voots

W I L L C O U N T Y C L E R K

Will County Clerk's Office • 302 N. Chicago Street • Joliet, Illinois 60432
815 • 740 • 4615 • Fax: 815 • 740 • 4699
Website: www.thewillcountyclerk.com • E-mail: coclrk@willcountyllinois.com

<u>Precincts</u>	<u>Election Night</u>	<u>Central Count</u>	<u>Provisional & Grace Period</u>	<u>TOTAL VOTES</u>
Homer Pct. 001	0	0	0	0
Homer Pct. 002	0	0	0	0
Homer Pct. 003	0	0	0	0
Homer Pct. 004	0	0	0	0
Homer Pct. 005	0	0	0	0
Homer Pct. 006	0	0	0	0
Homer Pct. 007	0	0	0	0
Homer Pct. 008	0	0	0	0
Homer Pct. 009	0	0	0	0
Homer Pct. 010	0	0	0	0
Homer Pct. 011	0	0	0	0
Homer Pct. 012	0	0	0	0
Homer Pct. 013	0	0	0	0
Homer Pct. 014	0	0	0	0
Homer Pct. 015	0	0	0	0
Homer Pct. 016	0	0	0	0
Homer Pct. 017	0	0	0	0
Homer Pct. 018	0	0	0	0
Homer Pct. 019	0	0	0	0
Homer Pct. 020	0	0	0	0
Homer Pct. 021	0	0	0	0
Homer Pct. 022	0	0	0	0
Homer Pct. 023	0	0	0	0
Homer Pct. 024	0	0	0	0
Homer Pct. 025	0	0	0	0
Homer Pct. 026	0	0	0	0
Homer Pct. 027	0	0	0	0
Homer Pct. 028	0	0	0	0
Jackson Pct. 001	0	0	0	0
Jackson Pct. 002	0	0	0	0
Jackson Pct. 003	0	0	0	0
Jackson Pct. 004	0	0	0	0
Joliet Pct. 001	0	0	0	0



Nancy Schultz Voots

W I L L C O U N T Y C L E R K

Will County Clerk's Office • 302 N. Chicago Street • Joliet, Illinois 60432
815 • 740 • 4615 • Fax: 815 • 740 • 4699
Website: www.thewillcountyclerk.com • E-mail: coclrk@willcountyillinois.com

<u>Precincts</u>	<u>Election Night</u>	<u>Central Count</u>	<u>Provisional & Grace Period</u>	<u>TOTAL VOTES</u>
Joliet Pct. 002	0	0	0	0
Joliet Pct. 003	0	0	0	0
Joliet Pct. 004	0	0	0	0
Joliet Pct. 005	0	0	0	0
Joliet Pct. 006	0	0	0	0
Joliet Pct. 007	0	0	0	0
Joliet Pct. 008	0	0	0	0
Joliet Pct. 009	0	0	0	0
Joliet Pct. 010	0	0	0	0
Joliet Pct. 011	0	0	0	0
Joliet Pct. 012	0	0	0	0
Joliet Pct. 013	0	0	0	0
Joliet Pct. 014	0	0	0	0
Joliet Pct. 015	0	0	0	0
Joliet Pct. 016	0	0	0	0
Joliet Pct. 017	0	0	0	0
Joliet Pct. 018	0	0	0	0
Joliet Pct. 019	0	0	0	0
Joliet Pct. 020	0	0	0	0
Joliet Pct. 021	0	0	0	0
Joliet Pct. 022	0	0	0	0
Joliet Pct. 023	0	0	0	0
Joliet Pct. 024	0	0	0	0
Joliet Pct. 025	0	0	0	0
Joliet Pct. 026	0	0	0	0
Joliet Pct. 027	0	0	0	0
Joliet Pct. 028	0	0	0	0
Joliet Pct. 029	0	0	0	0
Joliet Pct. 030	0	0	0	0
Joliet Pct. 031	0	0	0	0
Joliet Pct. 032	0	0	0	0
Joliet Pct. 033	0	0	0	0
Joliet Pct. 034	0	0	0	0



Nancy Schultz Voots

W I L L C O U N T Y C L E R K

Will County Clerk's Office • 302 N. Chicago Street • Joliet, Illinois 60432
815 • 740 • 4615 • Fax: 815 • 740 • 4699
Website: www.thewillcountyclerk.com • E-mail: coclrk@willcountyillinois.com

<u>Precincts</u>	<u>Election Night</u>	<u>Central Count</u>	<u>Provisional & Grace Period</u>	<u>TOTAL VOTES</u>
Joliet Pct. 035	0	0	0	0
Joliet Pct. 036	0	0	0	0
Joliet Pct. 037	0	0	0	0
Joliet Pct. 038	0	0	0	0
Joliet Pct. 039	0	0	0	0
Joliet Pct. 040	0	0	0	0
Joliet Pct. 041	0	0	0	0
Joliet Pct. 042	0	0	0	0
Joliet Pct. 043	0	0	0	0
Joliet Pct. 044	0	0	0	0
Joliet Pct. 045	0	0	0	0
Joliet Pct. 046	0	0	0	0
Joliet Pct. 047	0	0	0	0
Joliet Pct. 048	0	0	0	0
Joliet Pct. 049	0	0	0	0
Joliet Pct. 050	0	0	0	0
Joliet Pct. 051	0	0	0	0
Joliet Pct. 052	0	0	0	0
Joliet Pct. 053	0	0	0	0
Joliet Pct. 054	0	0	0	0
Joliet Pct. 055	0	0	0	0
Joliet Pct. 056	0	0	0	0
Joliet Pct. 057	0	0	0	0
Joliet Pct. 058	0	0	0	0
Joliet Pct. 059	0	0	0	0
Joliet Pct. 060	0	0	0	0
Joliet Pct. 061	0	0	0	0
Joliet Pct. 062	0	0	0	0
Joliet Pct. 063	0	0	0	0
Joliet Pct. 064	0	0	0	0
Lockport Pct. 001	0	0	0	0
Lockport Pct. 002	0	0	0	0



Nancy Schultz Voots

W I L L C O U N T Y C L E R K

Will County Clerk's Office • 302 N. Chicago Street • Joliet, Illinois 60432
815 • 740 • 4615 • Fax: 815 • 740 • 4699
Website: www.thewillcountyclerk.com • E-mail: coclrk@willcountyillinois.com

<u>Precincts</u>	<u>Election Night</u>	<u>Central Count</u>	<u>Provisional & Grace Period</u>	<u>TOTAL VOTES</u>
Lockport Pct. 003	0	0	0	0
Lockport Pct. 004	0	0	0	0
Lockport Pct. 005	0	0	0	0
Lockport Pct. 006	0	0	0	0
Lockport Pct. 007	0	0	0	0
Lockport Pct. 008	0	0	0	0
Lockport Pct. 009	0	0	0	0
Lockport Pct. 010	0	0	0	0
Lockport Pct. 011	0	0	0	0
Lockport Pct. 012	0	0	0	0
Lockport Pct. 013	0	0	0	0
Lockport Pct. 014	0	0	0	0
Lockport Pct. 015	0	0	0	0
Lockport Pct. 016	0	0	0	0
Lockport Pct. 017	0	0	0	0
Lockport Pct. 018	0	0	0	0
Lockport Pct. 019	0	0	0	0
Lockport Pct. 020	0	0	0	0
Lockport Pct. 021	0	0	0	0
Lockport Pct. 022	0	0	0	0
Lockport Pct. 023	0	0	0	0
Lockport Pct. 024	0	0	0	0
Lockport Pct. 025	0	0	0	0
Lockport Pct. 026	0	0	0	0
Lockport Pct. 027	0	0	0	0
Lockport Pct. 028	0	0	0	0
Lockport Pct. 029	0	0	0	0
Lockport Pct. 030	0	0	0	0
Lockport Pct. 031	0	0	0	0
Lockport Pct. 032	0	0	0	0
Lockport Pct. 033	0	0	0	0
Lockport Pct. 034	0	0	0	0
Lockport Pct. 035	0	0	0	0



Nancy Schultz Voots

W I L L C O U N T Y C L E R K

Will County Clerk's Office • 302 N. Chicago Street • Joliet, Illinois 60432
815 • 740 • 4615 • Fax: 815 • 740 • 4699
Website: www.thewillcountyclerk.com • E-mail: coclrk@willcountyillinois.com

<u>Precincts</u>	<u>Election Night</u>	<u>Central Count</u>	<u>Provisional & Grace Period</u>	<u>TOTAL VOTES</u>
Lockport Pct. 036	0	0	0	0
Lockport Pct. 037	0	0	0	0
Manhattan Pct. 001	0	0	0	0
Manhattan Pct. 002	0	0	0	0
Manhattan Pct. 003	0	0	0	0
Manhattan Pct. 004	0	0	0	0
Manhattan Pct. 005	0	0	0	0
Monee Pct. 001	0	0	0	0
Monee Pct. 002	0	0	0	0
Monee Pct. 003	0	0	0	0
Monee Pct. 004	0	0	0	0
Monee Pct. 005	0	0	0	0
Monee Pct. 006	0	0	0	0
Monee Pct. 007	0	0	0	0
Monee Pct. 008	0	0	0	0
Monee Pct. 009	1	0	0	1
Monee Pct. 010	0	0	0	0
Monee Pct. 011	0	0	0	0
Monee Pct. 012	0	0	0	0
New Lenox Pct. 001	0	0	0	0
New Lenox Pct. 002	0	0	0	0
New Lenox Pct. 003	0	0	0	0
New Lenox Pct. 004	0	0	0	0
New Lenox Pct. 005	0	0	0	0
New Lenox Pct. 006	0	0	0	0
New Lenox Pct. 007	0	0	0	0
New Lenox Pct. 008	0	0	0	0
New Lenox Pct. 009	0	0	0	0
New Lenox Pct. 010	0	0	0	0
New Lenox Pct. 011	0	0	0	0
New Lenox Pct. 012	0	0	0	0
New Lenox Pct. 013	0	0	0	0
New Lenox Pct. 014	0	0	0	0



Nancy Schultz Voots

W I L L C O U N T Y C L E R K

Will County Clerk's Office • 302 N. Chicago Street • Joliet, Illinois 60432
815 • 740 • 4615 • Fax: 815 • 740 • 4699
Website: www.thewillcountyclerk.com • E-mail: coclrk@willcountyillinois.com

<u>Precincts</u>	<u>Election Night</u>	<u>Central Count</u>	<u>Provisional & Grace Period</u>	<u>TOTAL VOTES</u>
New Lenox Pct. 015	0	0	0	0
New Lenox Pct. 016	0	0	0	0
New Lenox Pct. 017	0	0	0	0
New Lenox Pct. 018	0	0	0	0
New Lenox Pct. 019	0	0	0	0
New Lenox Pct. 020	0	0	0	0
New Lenox Pct. 021	0	0	0	0
New Lenox Pct. 022	0	0	0	0
New Lenox Pct. 023	0	0	0	0
New Lenox Pct. 024	0	0	0	0
New Lenox Pct. 025	0	0	0	0
New Lenox Pct. 026	0	0	0	0
New Lenox Pct. 027	0	0	0	0
New Lenox Pct. 028	0	0	0	0
New Lenox Pct. 029	0	0	0	0
New Lenox Pct. 030	0	0	0	0
Peotone Pct. 001	0	0	0	0
Peotone Pct. 002	0	0	0	0
Peotone Pct. 003	0	0	0	0
Plainfield Pct. 001	0	0	0	0
Plainfield Pct. 002	0	0	0	0
Plainfield Pct. 003	0	0	0	0
Plainfield Pct. 004	0	0	0	0
Plainfield Pct. 005	0	0	0	0
Plainfield Pct. 006	0	0	0	0
Plainfield Pct. 007	0	0	0	0
Plainfield Pct. 008	0	0	0	0
Plainfield Pct. 009	0	0	0	0
Plainfield Pct. 010	0	0	0	0
Plainfield Pct. 011	0	0	0	0
Plainfield Pct. 012	0	0	0	0
Plainfield Pct. 013	0	0	0	0
Plainfield Pct. 014	0	0	0	0



Nancy Schultz Voots

W I L L C O U N T Y C L E R K

Will County Clerk's Office • 302 N. Chicago Street • Joliet, Illinois 60432
815 • 740 • 4615 • Fax: 815 • 740 • 4699
Website: www.thewillcountyclerk.com • E-mail: coclrk@willcountyillinois.com

<u>Precincts</u>	<u>Election Night</u>	<u>Central Count</u>	<u>Provisional & Grace Period</u>	<u>TOTAL VOTES</u>
Plainfield Pct. 015	0	0	0	0
Plainfield Pct. 016	0	0	0	0
Plainfield Pct. 017	0	0	0	0
Plainfield Pct. 018	0	0	0	0
Plainfield Pct. 019	0	0	0	0
Plainfield Pct. 020	0	0	0	0
Plainfield Pct. 021	0	0	0	0
Plainfield Pct. 022	0	0	0	0
Plainfield Pct. 023	0	0	0	0
Plainfield Pct. 024	0	0	0	0
Plainfield Pct. 025	0	0	0	0
Plainfield Pct. 026	0	0	0	0
Plainfield Pct. 027	0	0	0	0
Plainfield Pct. 028	0	0	0	0
Plainfield Pct. 029	0	0	0	0
Plainfield Pct. 030	0	0	0	0
Plainfield Pct. 031	0	0	0	0
Plainfield Pct. 032	0	0	0	0
Plainfield Pct. 033	0	0	0	0
Plainfield Pct. 034	0	0	0	0
Plainfield Pct. 035	0	0	0	0
Plainfield Pct. 036	0	0	0	0
Plainfield Pct. 037	0	0	0	0
Plainfield Pct. 038	0	0	0	0
Plainfield Pct. 039	0	0	0	0
Plainfield Pct. 040	0	0	0	0
Plainfield Pct. 041	0	0	0	0
Plainfield Pct. 042	0	0	0	0
Plainfield Pct. 043	0	0	0	0
Plainfield Pct. 044	0	0	0	0
Plainfield Pct. 045	0	0	0	0
Plainfield Pct. 046	0	0	0	0
Reed Pct. 001	0	0	0	0
Reed Pct. 002	0	0	0	0



Nancy Schultz Voots

W I L L C O U N T Y C L E R K

Will County Clerk's Office • 302 N. Chicago Street • Joliet, Illinois 60432
815 • 740 • 4615 • Fax: 815 • 740 • 4699
Website: www.thewillcountyclerk.com • E-mail: coclrk@willcountyillinois.com

<u>Precincts</u>	<u>Election Night</u>	<u>Central Count</u>	<u>Provisional & Grace Period</u>	<u>TOTAL VOTES</u>
Reed Pct. 003	0	0	0	0
Reed Pct. 004	0	0	0	0
Reed Pct. 005	0	0	0	0
Troy Pct. 001	0	0	0	0
Troy Pct. 002	0	0	0	0
Troy Pct. 003	0	0	0	0
Troy Pct. 004	0	0	0	0
Troy Pct. 005	0	0	0	0
Troy Pct. 006	0	0	0	0
Troy Pct. 007	0	0	0	0
Troy Pct. 008	0	0	0	0
Troy Pct. 009	0	0	0	0
Troy Pct. 010	0	0	0	0
Troy Pct. 011	0	0	0	0
Troy Pct. 012	0	0	0	0
Troy Pct. 013	0	0	0	0
Troy Pct. 014	0	0	0	0
Troy Pct. 015	0	0	0	0
Troy Pct. 016	0	0	0	0
Troy Pct. 017	0	0	0	0
Troy Pct. 018	0	0	0	0
Troy Pct. 019	0	0	0	0
Troy Pct. 020	0	0	0	0
Troy Pct. 021	0	0	0	0
Troy Pct. 022	0	0	0	0
Troy Pct. 023	0	0	0	0
Troy Pct. 024	0	0	0	0
Troy Pct. 025	0	0	0	0
Troy Pct. 026	0	0	0	0
Troy Pct. 027	0	0	0	0
Troy Pct. 028	0	0	0	0
Troy Pct. 029	0	0	0	0
Troy Pct. 030	0	0	0	0
Washington Pct. 001	0	0	0	0



Nancy Schultz Voots

W I L L C O U N T Y C L E R K

Will County Clerk's Office • 302 N. Chicago Street • Joliet, Illinois 60432
815 • 740 • 4615 • Fax: 815 • 740 • 4699
Website: www.thewillcountyclerk.com • E-mail: coclrk@willcountyillinois.com

<u>Precincts</u>	<u>Election Night</u>	<u>Central Count</u>	<u>Provisional & Grace Period</u>	<u>TOTAL VOTES</u>
Washington Pct. 002	0	0	0	0
Washington Pct. 003	0	0	0	0
Washington Pct. 004	0	0	0	0
Wesley Pct. 001	0	0	0	0
Wesley Pct. 002	0	0	0	0
Wheatland Pct. 001	0	0	0	0
Wheatland Pct. 002	0	0	0	0
Wheatland Pct. 003	0	0	0	0
Wheatland Pct. 004	0	0	0	0
Wheatland Pct. 005	0	0	0	0
Wheatland Pct. 006	0	0	0	0
Wheatland Pct. 007	0	0	0	0
Wheatland Pct. 008	0	0	0	0
Wheatland Pct. 009	0	0	0	0
Wheatland Pct. 010	0	0	0	0
Wheatland Pct. 011	0	0	0	0
Wheatland Pct. 012	0	0	0	0
Wheatland Pct. 013	0	0	0	0
Wheatland Pct. 014	0	0	0	0
Wheatland Pct. 015	0	0	0	0
Wheatland Pct. 016	0	0	0	0
Wheatland Pct. 017	0	0	0	0
Wheatland Pct. 018	0	0	0	0
Wheatland Pct. 019	0	0	0	0
Wheatland Pct. 020	0	0	0	0
Wheatland Pct. 021	0	0	0	0
Wheatland Pct. 022	0	0	0	0
Wheatland Pct. 023	0	0	0	0
Wheatland Pct. 024	0	0	0	0
Wheatland Pct. 025	0	0	0	0
Wheatland Pct. 026	0	0	0	0
Wheatland Pct. 027	0	0	0	0
Wheatland Pct. 028	0	0	0	0
Wheatland Pct. 029	0	0	0	0



Nancy Schultz Voots

W I L L C O U N T Y C L E R K

Will County Clerk's Office • 302 N. Chicago Street • Joliet, Illinois 60432
815 • 740 • 4615 • Fax: 815 • 740 • 4699
Website: www.thewillcountyclerk.com • E-mail: coclrk@willcountyillinois.com

<u>Precincts</u>	<u>Election Night</u>	<u>Central Count</u>	<u>Provisional & Grace Period</u>	<u>TOTAL VOTES</u>			
Wheatland Pct. 030	0	0	0	0			
Wheatland Pct. 031	0	0	0	0			
Wheatland Pct. 032	0	0	0	0			
Wheatland Pct. 033	0	0	0	0			
Wheatland Pct. 034	0	0	0	0			
Wheatland Pct. 035	0	0	0	0			
Wheatland Pct. 036	0	0	0	0			
Wheatland Pct. 037	0	0	0	0			
Wheatland Pct. 038	0	0	0	0			
Wheatland Pct. 039	0	0	0	0			
Wheatland Pct. 040	0	0	0	0			
Will Pct. 001	0	0	0	0			
Wilmington Pct. 001	0	0	0	0			
Wilmington Pct. 002	0	0	0	0			
Wilmington Pct. 003	0	0	0	0			
Wilmington Pct. 004	0	0	0	0			
Wilmington Pct. 005	0	0	0	0			
Wilton Pct. 001	0	0	0	0			
EN:	2	CC:	0	GP:	0	GT:	2



Nancy Schultz Voots

W I L L C O U N T Y C L E R K

Will County Clerk's Office • 302 N. Chicago Street • Joliet, Illinois 60432
815 • 740 • 4615 • Fax: 815 • 740 • 4699
Website: www.thewillcountyclerk.com • E-mail: coclrk@willcountyillinois.com

FINAL - Official Write-In Results February 2, 2010 General Primary Election

PRECINCT COMMITTEEMEN

Channahon Pct. 002 (Democratic)

<u>Candidate</u>	<u>Election Night</u>	<u>Central Count</u>	<u>Provisional & Grace Period</u>	<u>TOTAL VOTES</u>
Gilbert Mondragon	0	0	0	0

Crete Pct. 002 (Democratic)

<u>Candidate</u>	<u>Election Night</u>	<u>Central Count</u>	<u>Provisional & Grace Period</u>	<u>TOTAL VOTES</u>
Stephanie Robinson	8	4	0	12

Crete Pct. 007 (Democratic)

<u>Candidate</u>	<u>Election Night</u>	<u>Central Count</u>	<u>Provisional & Grace Period</u>	<u>TOTAL VOTES</u>
Norena L. Kuhn	1	0	0	1

Crete Pct. 008 (Democratic)

<u>Candidate</u>	<u>Election Night</u>	<u>Central Count</u>	<u>Provisional & Grace Period</u>	<u>TOTAL VOTES</u>
Tom Dal Santo	0	0	0	0

Crete Pct. 015 (Democratic)

<u>Candidate</u>	<u>Election Night</u>	<u>Central Count</u>	<u>Provisional & Grace Period</u>	<u>TOTAL VOTES</u>
Georgia Selmon	11	0	0	11



Nancy Schultz Voots

W I L L C O U N T Y C L E R K

Will County Clerk's Office • 302 N. Chicago Street • Joliet, Illinois 60432
815 • 740 • 4615 • Fax: 815 • 740 • 4699
Website: www.thewillcountyclerk.com • E-mail: coclrk@willcountyillinois.com

Frankfort Pct. 025 (Republican)

<u>Candidate</u>	<u>Election Night</u>	<u>Central Count</u>	<u>Provisional & Grace Period</u>	<u>TOTAL VOTES</u>
Bill Carlson	24	1	0	25

Frankfort Pct. 035 (Republican)

<u>Candidate</u>	<u>Election Night</u>	<u>Central Count</u>	<u>Provisional & Grace Period</u>	<u>TOTAL VOTES</u>
Patrick Markham	34	0	0	34

Monee Pct. 002 (Democratic)

<u>Candidate</u>	<u>Election Night</u>	<u>Central Count</u>	<u>Provisional & Grace Period</u>	<u>TOTAL VOTES</u>
Wayne Lambert	1	0	0	1

Monee Pct. 004 (Democratic)

<u>Candidate</u>	<u>Election Night</u>	<u>Central Count</u>	<u>Provisional & Grace Period</u>	<u>TOTAL VOTES</u>
Calvin Lacefield	6	0	0	6

Monee Pct. 005 (Democratic)

<u>Candidate</u>	<u>Election Night</u>	<u>Central Count</u>	<u>Provisional & Grace Period</u>	<u>TOTAL VOTES</u>
Kenneth D. Schmitt	19	1	0	20

Monee Pct. 006 (Democratic)

<u>Candidate</u>	<u>Election Night</u>	<u>Central Count</u>	<u>Provisional & Grace Period</u>	<u>TOTAL VOTES</u>
James W. Harris	6	4	0	10



Nancy Schultz Voots

W I L L C O U N T Y C L E R K

Will County Clerk's Office • 302 N. Chicago Street • Joliet, Illinois 60432
815 • 740 • 4615 • Fax: 815 • 740 • 4699
Website: www.thewillcountyclerk.com • E-mail: coclrk@willcountyillinois.com

Monee Pct. 007 (Democratic)

<u>Candidate</u>	<u>Election Night</u>	<u>Central Count</u>	<u>Provisional & Grace Period</u>	<u>TOTAL VOTES</u>
Bobby R. Lathan, Sr.	12	1	0	13

Monee Pct. 009 (Democratic)

<u>Candidate</u>	<u>Election Night</u>	<u>Central Count</u>	<u>Provisional & Grace Period</u>	<u>TOTAL VOTES</u>
Maurice J. Brown	5	0	0	5

Monee Pct. 011 (Democratic)

<u>Candidate</u>	<u>Election Night</u>	<u>Central Count</u>	<u>Provisional & Grace Period</u>	<u>TOTAL VOTES</u>
Johnnie B. White	3	1	0	4

Plainfield Pct. 005 (Republican)

<u>Candidate</u>	<u>Election Night</u>	<u>Central Count</u>	<u>Provisional & Grace Period</u>	<u>TOTAL VOTES</u>
Ronald Dolnak	13	0	0	13

Reed Pct. 003 (Democratic)

<u>Candidate</u>	<u>Election Night</u>	<u>Central Count</u>	<u>Provisional & Grace Period</u>	<u>TOTAL VOTES</u>
James Hutton	1	0	0	1

Troy Pct. 015 (Democratic)

<u>Candidate</u>	<u>Election Night</u>	<u>Central Count</u>	<u>Provisional & Grace Period</u>	<u>TOTAL VOTES</u>
Jeffrey M. Boetto	4	1	0	5



Nancy Schultz Voots

W I L L C O U N T Y C L E R K

Will County Clerk's Office • 302 N. Chicago Street • Joliet, Illinois 60432
815 • 740 • 4615 • Fax: 815 • 740 • 4699
Website: www.thewillcountyclerk.com • E-mail: coclrk@willcountyillinois.com

Troy Pct. 021 (Democratic)

<u>Candidate</u>	<u>Election Night</u>	<u>Central Count</u>	<u>Grace Period</u>	<u>TOTAL VOTES</u>
John Falaris	1	0	0	1

Wesley Pct. 002 (Democratic)

<u>Candidate</u>	<u>Election Night</u>	<u>Central Count</u>	<u>Provisional & Grace Period</u>	<u>TOTAL VOTES</u>
Franklin R. St. Jean, Jr.	1	1	0	2

Wheatland Pct. 008 (Democratic)

<u>Candidate</u>	<u>Election Night</u>	<u>Central Count</u>	<u>Provisional & Grace Period</u>	<u>TOTAL VOTES</u>
Marc Poulos	8	3	0	11

Wilmington Pct. 003 (Democratic)

<u>Candidate</u>	<u>Election Night</u>	<u>Central Count</u>	<u>Provisional & Grace Period</u>	<u>TOTAL VOTES</u>
Patrick W. Nugent	3	0	0	3



Nancy Schultz Voots

W I L L C O U N T Y C L E R K



Republican Party

EARLY VOTING
(BY PRECINCT)

OFFICIAL RESULTS

WILL COUNTY, ILLINOIS
 GENERAL PRIMARY ELECTION
 FEBRUARY 2, 2010
 STATISTICS

(CENTRAL COUNT)

REPORT-EL52

PAGE 0001

01 = BALLOTS CAST - REPUBLICAN

TOTAL PERCENT
 3,327 99.85

02 = BALLOTS CAST - FEDERAL REPUBLICAN

TOTAL PERCENT
 5 .15

	01	02
0001 CHANNAHON PCT 001	12	. . 0
0002 CHANNAHON PCT 002	9	. . 0
0003 CHANNAHON PCT 003	3	. . 0
0004 CHANNAHON PCT 004	7	. . 0
0005 CHANNAHON PCT 005	7	. . 0
0006 CHANNAHON PCT 006	6	. . 0
0007 CHANNAHON PCT 007	14	. . 0
0008 CHANNAHON PCT 008	17	. . 0
0009 CHANNAHON PCT 009	5	. . 0
0010 CRETE PCT 001	9	. . 0
0011 CRETE PCT 002	3	. . 0
0012 CRETE PCT 003	2	. . 0
0013 CRETE PCT 004	1	. . 0
0014 CRETE PCT 005	1	. . 0
0015 CRETE PCT 006	2	. . 0
0016 CRETE PCT 007	7	. . 0
0017 CRETE PCT 008	10	. . 0
0018 CRETE PCT 009	3	. . 0
0019 CRETE PCT 010	5	. . 0
0020 CRETE PCT 011	8	. . 0
0021 CRETE PCT 012	3	. . 0
0022 CRETE PCT 013	7	. . 0
0023 CRETE PCT 014	2	. . 0
0024 CRETE PCT 015	4	. . 0
0025 CRETE PCT 016	5	. . 0
0026 CRETE PCT 017	2	. . 0
0027 CUSTER PCT 001	9	. . 0
0028 DU PAGE PCT 001	7	. . 0
0029 DU PAGE PCT 002	3	. . 0
0030 DU PAGE PCT 003	1	. . 0
0031 DU PAGE PCT 004	4	. . 0
0032 DU PAGE PCT 005	2	. . 0
0033 DU PAGE PCT 006	12	. . 0
0034 DU PAGE PCT 007	6	. . 0
0035 DU PAGE PCT 008	5	. . 1
0036 DU PAGE PCT 009	2	. . 0
0037 DU PAGE PCT 010	1	. . 0
0038 DU PAGE PCT 011	7	. . 0
0039 DU PAGE PCT 012	7	. . 0
0040 DU PAGE PCT 013	11	. . 0
0041 DU PAGE PCT 014	12	. . 0
0042 DU PAGE PCT 015	7	. . 1
0043 DU PAGE PCT 016	8	. . 0
0044 DU PAGE PCT 017	15	. . 0
0045 DU PAGE PCT 018	3	. . 1
0046 DU PAGE PCT 019	0	. . 0
0047 DU PAGE PCT 020	8	. . 0
0048 DU PAGE PCT 021	5	. . 0
0049 DU PAGE PCT 022	3	. . 0
0050 DU PAGE PCT 023	4	. . 0
0051 DU PAGE PCT 024	1	. . 0
0052 DU PAGE PCT 025	0	. . 0
0053 DU PAGE PCT 026	2	. . 0
0054 DU PAGE PCT 027	6	. . 0
0055 DU PAGE PCT 028	2	. . 0
0056 DU PAGE PCT 029	1	. . 0

01 = BALLOTS CAST - REPUBLICAN

TOTAL PERCENT
3,327 99.85

02 = BALLOTS CAST - FEDERAL REPUBLICAN

TOTAL PERCENT
5 .15

(CONTINUED FROM PREVIOUS PAGE)

	01	02
0057 DU PAGE PCT 030	12	. . 0
0058 DU PAGE PCT 031	14	. . 0
0059 DU PAGE PCT 032	8	. . 0
0060 DU PAGE PCT 033	3	. . 0
0061 DU PAGE PCT 034	5	. . 0
0062 DU PAGE PCT 035	2	. . 0
0063 DU PAGE PCT 036	2	. . 1
0064 DU PAGE PCT 037	2	. . 0
0065 DU PAGE PCT 038	3	. . 0
0066 DU PAGE PCT 039	2	. . 0
0067 DU PAGE PCT 040	1	. . 0
0068 DU PAGE PCT 041	6	. . 0
0069 DU PAGE PCT 042	7	. . 0
0070 DU PAGE PCT 043	2	. . 0
0071 DU PAGE PCT 044	30	. . 0
0072 DU PAGE PCT 045	4	. . 0
0073 DU PAGE PCT 046	1	. . 0
0074 DU PAGE PCT 047	4	. . 0
0075 DU PAGE PCT 048	4	. . 0
0076 DU PAGE PCT 049	2	. . 0
0077 DU PAGE PCT 050	0	. . 0
0078 DU PAGE PCT 051	4	. . 0
0079 DU PAGE PCT 052	2	. . 0
0080 DU PAGE PCT 053	1	. . 0
0081 DU PAGE PCT 054	0	. . 0
0082 DU PAGE PCT 055	0	. . 0
0083 DU PAGE PCT 056	2	. . 0
0084 FLORENCE PCT 001	6	. . 0
0085 FRANKFORT PCT 001	11	. . 0
0086 FRANKFORT PCT 002	18	. . 0
0087 FRANKFORT PCT 003	23	. . 0
0088 FRANKFORT PCT 004	7	. . 0
0089 FRANKFORT PCT 005	8	. . 0
0090 FRANKFORT PCT 006	7	. . 0
0091 FRANKFORT PCT 007	4	. . 0
0092 FRANKFORT PCT 008	18	. . 0
0093 FRANKFORT PCT 009	3	. . 0
0094 FRANKFORT PCT 010	16	. . 0
0095 FRANKFORT PCT 011	2	. . 0
0096 FRANKFORT PCT 012	20	. . 0
0097 FRANKFORT PCT 013	11	. . 0
0098 FRANKFORT PCT 014	6	. . 0
0099 FRANKFORT PCT 015	13	. . 0
0100 FRANKFORT PCT 016	10	. . 0
0101 FRANKFORT PCT 017	2	. . 0
0102 FRANKFORT PCT 018	18	. . 0
0103 FRANKFORT PCT 019	10	. . 0
0104 FRANKFORT PCT 020	2	. . 0
0105 FRANKFORT PCT 021	1	. . 0
0106 FRANKFORT PCT 022	14	. . 0
0107 FRANKFORT PCT 023	14	. . 0
0108 FRANKFORT PCT 024	3	. . 0
0109 FRANKFORT PCT 025	12	. . 0
0110 FRANKFORT PCT 026	26	. . 0
0111 FRANKFORT PCT 027	22	. . 0
0112 FRANKFORT PCT 028	28	. . 0
0113 FRANKFORT PCT 029	8	. . 0

01 = BALLOTS CAST - REPUBLICAN

TOTAL PERCENT
3,327 99.85

02 = BALLOTS CAST - FEDERAL REPUBLICAN

TOTAL PERCENT
5 .15

(CONTINUED FROM PREVIOUS PAGE)

	01	02
0114 FRANKFORT PCT 030	9	.0
0115 FRANKFORT PCT 031	16	.0
0116 FRANKFORT PCT 032	29	.0
0117 FRANKFORT PCT 033	8	.0
0118 FRANKFORT PCT 034	12	.0
0119 FRANKFORT PCT 035	62	.0
0120 FRANKFORT PCT 036	6	.0
0121 FRANKFORT PCT 037	12	.0
0122 FRANKFORT PCT 038	10	.0
0123 FRANKFORT PCT 039	2	.0
0124 FRANKFORT PCT 040	0	.0
0125 FRANKFORT PCT 041	7	.0
0126 FRANKFORT PCT 042	13	.0
0127 GREEN GARDEN PCT 001	6	.0
0128 GREEN GARDEN PCT 002	7	.0
0129 GREEN GARDEN PCT 003	10	.0
0130 HOMER PCT 001	8	.0
0131 HOMER PCT 002	6	.0
0132 HOMER PCT 003	16	.0
0133 HOMER PCT 004	4	.0
0134 HOMER PCT 005	5	.0
0135 HOMER PCT 006	14	.0
0136 HOMER PCT 007	21	.0
0137 HOMER PCT 008	3	.0
0138 HOMER PCT 009	16	.0
0139 HOMER PCT 010	18	.0
0140 HOMER PCT 011	2	.0
0141 HOMER PCT 012	15	.0
0142 HOMER PCT 013	12	.0
0143 HOMER PCT 014	6	.0
0144 HOMER PCT 015	9	.0
0145 HOMER PCT 016	1	.0
0146 HOMER PCT 017	9	.0
0147 HOMER PCT 018	9	.0
0148 HOMER PCT 019	5	.0
0149 HOMER PCT 020	9	.0
0150 HOMER PCT 021	9	.0
0151 HOMER PCT 022	6	.0
0152 HOMER PCT 023	9	.0
0153 HOMER PCT 024	4	.0
0154 HOMER PCT 025	6	.0
0155 HOMER PCT 026	9	.0
0156 HOMER PCT 027	2	.0
0157 HOMER PCT 028	10	.0
0158 JACKSON PCT 001	2	.0
0159 JACKSON PCT 002	7	.0
0160 JACKSON PCT 003	30	.0
0161 JACKSON PCT 004	3	.0
0162 JOLIET PCT 001	10	.0
0163 JOLIET PCT 002	4	.0
0164 JOLIET PCT 003	2	.0
0165 JOLIET PCT 004	10	.0
0166 JOLIET PCT 005	2	.0
0167 JOLIET PCT 006	2	.0
0168 JOLIET PCT 007	4	.0
0169 JOLIET PCT 008	3	.0
0170 JOLIET PCT 009	8	.0

01 = BALLOTS CAST - REPUBLICAN

TOTAL PERCENT
 3,327 99.85

02 = BALLOTS CAST - FEDERAL REPUBLICAN

TOTAL PERCENT
 5 .15

(CONTINUED FROM PREVIOUS PAGE)

	01	02
0171 JOLIET PCT 010	0	.0
0172 JOLIET PCT 011	8	.0
0173 JOLIET PCT 012	10	.0
0174 JOLIET PCT 013	9	.0
0175 JOLIET PCT 014	2	.0
0176 JOLIET PCT 015	1	.0
0177 JOLIET PCT 016	4	.0
0178 JOLIET PCT 017	6	.0
0179 JOLIET PCT 018	1	.0
0180 JOLIET PCT 019	4	.0
0181 JOLIET PCT 020	4	.0
0182 JOLIET PCT 021	1	.0
0183 JOLIET PCT 022	8	.0
0184 JOLIET PCT 023	6	.0
0185 JOLIET PCT 024	0	.0
0186 JOLIET PCT 025	5	.0
0187 JOLIET PCT 026	2	.0
0188 JOLIET PCT 027	3	.0
0189 JOLIET PCT 028	2	.0
0190 JOLIET PCT 029	9	.0
0191 JOLIET PCT 030	0	.0
0192 JOLIET PCT 031	13	.0
0193 JOLIET PCT 032	3	.0
0194 JOLIET PCT 033	3	.0
0195 JOLIET PCT 034	6	.0
0196 JOLIET PCT 035	2	.0
0197 JOLIET PCT 036	1	.0
0198 JOLIET PCT 037	2	.0
0199 JOLIET PCT 038	0	.0
0200 JOLIET PCT 039	2	.0
0201 JOLIET PCT 040	7	.0
0202 JOLIET PCT 041	17	.0
0203 JOLIET PCT 042	2	.0
0204 JOLIET PCT 043	0	.0
0205 JOLIET PCT 044	3	.0
0206 JOLIET PCT 045	1	.0
0207 JOLIET PCT 046	0	.0
0208 JOLIET PCT 047	2	.0
0209 JOLIET PCT 048	0	.0
0210 JOLIET PCT 049	7	.0
0211 JOLIET PCT 050	0	.0
0212 JOLIET PCT 051	1	.0
0213 JOLIET PCT 052	0	.0
0214 JOLIET PCT 053	2	.0
0215 JOLIET PCT 054	2	.0
0216 JOLIET PCT 055	2	.0
0217 JOLIET PCT 056	6	.0
0218 JOLIET PCT 057	0	.0
0219 JOLIET PCT 058	0	.0
0220 JOLIET PCT 059	16	.0
0221 JOLIET PCT 060	3	.0
0222 JOLIET PCT 061	0	.0
0223 JOLIET PCT 062	0	.0
0224 JOLIET PCT 063	2	.0
0225 JOLIET PCT 064	0	.0
0226 LOCKPORT PCT 001	4	.1
0227 LOCKPORT PCT 002	6	.0

01 = BALLOTS CAST - REPUBLICAN

TOTAL PERCENT
3,327 99.85

02 = BALLOTS CAST - FEDERAL REPUBLICAN

TOTAL PERCENT
5 .15

(CONTINUED FROM PREVIOUS PAGE)

	01	02
0228 LOCKPORT PCT 003	3	.0
0229 LOCKPORT PCT 004	6	.0
0230 LOCKPORT PCT 005	2	.0
0231 LOCKPORT PCT 006	0	.0
0232 LOCKPORT PCT 007	0	.0
0233 LOCKPORT PCT 008	4	.0
0234 LOCKPORT PCT 009	21	.0
0235 LOCKPORT PCT 010	4	.0
0236 LOCKPORT PCT 011	4	.0
0237 LOCKPORT PCT 012	10	.0
0238 LOCKPORT PCT 013	8	.0
0239 LOCKPORT PCT 014	10	.0
0240 LOCKPORT PCT 015	7	.0
0241 LOCKPORT PCT 016	11	.0
0242 LOCKPORT PCT 017	7	.0
0243 LOCKPORT PCT 018	9	.0
0244 LOCKPORT PCT 019	8	.0
0245 LOCKPORT PCT 020	4	.0
0246 LOCKPORT PCT 021	7	.0
0247 LOCKPORT PCT 022	14	.0
0248 LOCKPORT PCT 023	6	.0
0249 LOCKPORT PCT 024	3	.0
0250 LOCKPORT PCT 025	17	.0
0251 LOCKPORT PCT 026	0	.0
0252 LOCKPORT PCT 027	35	.0
0253 LOCKPORT PCT 028	7	.0
0254 LOCKPORT PCT 029	3	.0
0255 LOCKPORT PCT 030	36	.0
0256 LOCKPORT PCT 031	0	.0
0257 LOCKPORT PCT 032	0	.0
0258 LOCKPORT PCT 033	2	.0
0259 LOCKPORT PCT 034	5	.0
0260 LOCKPORT PCT 035	28	.0
0261 LOCKPORT PCT 036	58	.0
0262 LOCKPORT PCT 037	1	.0
0263 MANHATTAN PCT 001	10	.0
0264 MANHATTAN PCT 002	7	.0
0265 MANHATTAN PCT 003	6	.0
0266 MANHATTAN PCT 004	12	.0
0267 MANHATTAN PCT 005	5	.0
0268 MONEE PCT 001	2	.0
0269 MONEE PCT 002	0	.0
0270 MONEE PCT 003	5	.0
0271 MONEE PCT 004	1	.0
0272 MONEE PCT 005	0	.0
0273 MONEE PCT 006	0	.0
0274 MONEE PCT 007	0	.0
0275 MONEE PCT 008	0	.0
0276 MONEE PCT 009	2	.0
0277 MONEE PCT 010	12	.0
0278 MONEE PCT 011	2	.0
0279 MONEE PCT 012	0	.0
0280 NEW LENOX PCT 001	7	.0
0281 NEW LENOX PCT 002	12	.0
0282 NEW LENOX PCT 003	12	.0
0283 NEW LENOX PCT 004	20	.0
0284 NEW LENOX PCT 005	9	.0

01 = BALLOTS CAST - REPUBLICAN

TOTAL PERCENT
3,327 99.85

02 = BALLOTS CAST - FEDERAL REPUBLICAN

TOTAL PERCENT
5 .15

(CONTINUED FROM PREVIOUS PAGE)

01 02

0285 NEW LENOX PCT 006	6	. . 0
0286 NEW LENOX PCT 007	15	. . 0
0287 NEW LENOX PCT 008	5	. . 0
0288 NEW LENOX PCT 009	11	. . 0
0289 NEW LENOX PCT 010	41	. . 0
0290 NEW LENOX PCT 011	9	. . 0
0291 NEW LENOX PCT 012	12	. . 0
0292 NEW LENOX PCT 013	28	. . 0
0293 NEW LENOX PCT 014	4	. . 0
0294 NEW LENOX PCT 015	8	. . 0
0295 NEW LENOX PCT 016	2	. . 0
0296 NEW LENOX PCT 017	6	. . 0
0297 NEW LENOX PCT 018	6	. . 0
0298 NEW LENOX PCT 019	10	. . 0
0299 NEW LENOX PCT 020	20	. . 0
0300 NEW LENOX PCT 021	15	. . 0
0301 NEW LENOX PCT 022	15	. . 0
0302 NEW LENOX PCT 023	20	. . 0
0303 NEW LENOX PCT 024	7	. . 0
0304 NEW LENOX PCT 025	3	. . 0
0305 NEW LENOX PCT 026	1	. . 0
0306 NEW LENOX PCT 027	4	. . 0
0307 NEW LENOX PCT 028	8	. . 0
0308 NEW LENOX PCT 029	3	. . 0
0309 NEW LENOX PCT 030	3	. . 0
0310 PEOTONE PCT 001	9	. . 0
0311 PEOTONE PCT 002	15	. . 0
0312 PEOTONE PCT 003	13	. . 0
0313 PLAINFIELD PCT 001	14	. . 0
0314 PLAINFIELD PCT 002	12	. . 0
0315 PLAINFIELD PCT 003	7	. . 0
0316 PLAINFIELD PCT 004	5	. . 0
0317 PLAINFIELD PCT 005	2	. . 0
0318 PLAINFIELD PCT 006	13	. . 0
0319 PLAINFIELD PCT 007	7	. . 0
0320 PLAINFIELD PCT 008	10	. . 0
0321 PLAINFIELD PCT 009	7	. . 0
0322 PLAINFIELD PCT 010	13	. . 0
0323 PLAINFIELD PCT 011	6	. . 0
0324 PLAINFIELD PCT 012	1	. . 0
0325 PLAINFIELD PCT 013	2	. . 0
0326 PLAINFIELD PCT 014	0	. . 0
0327 PLAINFIELD PCT 015	7	. . 0
0328 PLAINFIELD PCT 016	11	. . 0
0329 PLAINFIELD PCT 017	0	. . 0
0330 PLAINFIELD PCT 018	2	. . 0
0331 PLAINFIELD PCT 019	5	. . 0
0332 PLAINFIELD PCT 020	1	. . 0
0333 PLAINFIELD PCT 021	3	. . 0
0334 PLAINFIELD PCT 022	11	. . 0
0335 PLAINFIELD PCT 023	0	. . 0
0336 PLAINFIELD PCT 024	7	. . 0
0337 PLAINFIELD PCT 025	3	. . 0
0338 PLAINFIELD PCT 026	9	. . 0
0339 PLAINFIELD PCT 027	5	. . 0
0340 PLAINFIELD PCT 028	10	. . 0
0341 PLAINFIELD PCT 029	0	. . 0

01 = BALLOTS CAST - REPUBLICAN

TOTAL PERCENT
3,327 99.85

02 = BALLOTS CAST - FEDERAL REPUBLICAN

TOTAL PERCENT
5 .15

(CONTINUED FROM PREVIOUS PAGE)

	01	02
0342 PLAINFIELD PCT 030	0	0
0343 PLAINFIELD PCT 031	3	0
0344 PLAINFIELD PCT 032	6	0
0345 PLAINFIELD PCT 033	5	0
0346 PLAINFIELD PCT 034	3	0
0347 PLAINFIELD PCT 035	9	0
0348 PLAINFIELD PCT 036	3	0
0349 PLAINFIELD PCT 037	1	0
0350 PLAINFIELD PCT 038	14	0
0351 PLAINFIELD PCT 039	9	0
0352 PLAINFIELD PCT 040	5	0
0353 PLAINFIELD PCT 041	0	0
0354 PLAINFIELD PCT 042	0	0
0355 PLAINFIELD PCT 043	1	0
0356 PLAINFIELD PCT 044	2	0
0357 PLAINFIELD PCT 045	5	0
0358 PLAINFIELD PCT 046	5	0
0359 REED PCT 001	3	0
0360 REED PCT 002	2	0
0361 REED PCT 003	3	0
0362 REED PCT 004	1	0
0363 REED PCT 005	9	0
0364 TROY PCT 001	16	0
0365 TROY PCT 002	14	0
0366 TROY PCT 003	16	0
0367 TROY PCT 004	18	0
0368 TROY PCT 005	16	0
0369 TROY PCT 006	5	0
0370 TROY PCT 007	12	0
0371 TROY PCT 008	23	0
0372 TROY PCT 009	8	0
0373 TROY PCT 010	7	0
0374 TROY PCT 011	44	0
0375 TROY PCT 012	8	0
0376 TROY PCT 013	5	0
0377 TROY PCT 014	8	0
0378 TROY PCT 015	8	0
0379 TROY PCT 016	10	0
0380 TROY PCT 017	5	0
0381 TROY PCT 018	21	0
0382 TROY PCT 019	24	0
0383 TROY PCT 020	8	0
0384 TROY PCT 021	9	0
0385 TROY PCT 022	11	0
0386 TROY PCT 023	1	0
0387 TROY PCT 024	8	0
0388 TROY PCT 025	18	0
0389 TROY PCT 026	1	0
0390 TROY PCT 027	0	0
0391 TROY PCT 028	22	0
0392 TROY PCT 029	3	0
0393 TROY PCT 030	7	0
0394 WASHINGTON PCT 001	13	0
0395 WASHINGTON PCT 002	9	0
0396 WASHINGTON PCT 003	9	0
0397 WASHINGTON PCT 004	9	0
0398 WESLEY PCT 001	10	0



Nancy Schultz Voots

W I L L C O U N T Y C L E R K



Republican Party

**PROVISIONAL
& GRACE PERIOD
VOTING
(BY PRECINCT)**

OFFICIAL RESULTS

WILL COUNTY, ILLINOIS
GENERAL PRIMARY ELECTION
FEBRUARY 2, 2010
STATISTICS

(PROV/GRACE)

REPORT-EL52

PAGE 0001

01 = BALLOTS CAST - REPUBLICAN

TOTAL PERCENT
289 98.97

02 = BALLOTS CAST - FEDERAL REPUBLICAN

TOTAL PERCENT
3 1.03

	01	02
0001 CHANNAHON PCT 001	1	0
0002 CHANNAHON PCT 002	0	0
0003 CHANNAHON PCT 003	0	0
0004 CHANNAHON PCT 004	0	0
0005 CHANNAHON PCT 005	1	0
0006 CHANNAHON PCT 006	0	0
0007 CHANNAHON PCT 007	1	0
0008 CHANNAHON PCT 008	0	0
0009 CHANNAHON PCT 009	0	0
0010 CRETE PCT 001	0	0
0011 CRETE PCT 002	0	0
0012 CRETE PCT 003	0	0
0013 CRETE PCT 004	1	0
0014 CRETE PCT 005	2	0
0015 CRETE PCT 006	1	0
0016 CRETE PCT 007	0	0
0017 CRETE PCT 008	0	0
0018 CRETE PCT 009	2	0
0019 CRETE PCT 010	1	0
0020 CRETE PCT 011	0	0
0021 CRETE PCT 012	0	0
0022 CRETE PCT 013	0	0
0023 CRETE PCT 014	0	0
0024 CRETE PCT 015	2	0
0025 CRETE PCT 016	0	0
0026 CRETE PCT 017	0	0
0027 CUSTER PCT 001	2	0
0028 DU PAGE PCT 001	1	0
0029 DU PAGE PCT 002	0	0
0030 DU PAGE PCT 003	1	0
0031 DU PAGE PCT 004	0	0
0032 DU PAGE PCT 005	0	0
0033 DU PAGE PCT 006	0	0
0034 DU PAGE PCT 007	0	0
0035 DU PAGE PCT 008	0	0
0036 DU PAGE PCT 009	0	0
0037 DU PAGE PCT 010	0	0
0038 DU PAGE PCT 011	1	0
0039 DU PAGE PCT 012	1	0
0040 DU PAGE PCT 013	0	0
0041 DU PAGE PCT 014	0	0
0042 DU PAGE PCT 015	0	0
0043 DU PAGE PCT 016	0	0
0044 DU PAGE PCT 017	0	0
0045 DU PAGE PCT 018	1	0
0046 DU PAGE PCT 019	0	0
0047 DU PAGE PCT 020	0	0
0048 DU PAGE PCT 021	1	0
0049 DU PAGE PCT 022	0	0
0050 DU PAGE PCT 023	0	0
0051 DU PAGE PCT 024	0	0
0052 DU PAGE PCT 025	0	0
0053 DU PAGE PCT 026	0	0
0054 DU PAGE PCT 027	3	0
0055 DU PAGE PCT 028	0	0
0056 DU PAGE PCT 029	0	0

TOTAL PERCENT
289 98.97

02 = BALLOTS CAST - FEDERAL REPUBLICAN

TOTAL PERCENT
3 1.03

01 = BALLOTS CAST - REPUBLICAN

(CONTINUED FROM PREVIOUS PAGE)

	01	02
0057 DU PAGE PCT 030	0	0
0058 DU PAGE PCT 031	1	0
0059 DU PAGE PCT 032	0	0
0060 DU PAGE PCT 033	0	0
0061 DU PAGE PCT 034	0	0
0062 DU PAGE PCT 035	0	0
0063 DU PAGE PCT 036	1	0
0064 DU PAGE PCT 037	0	0
0065 DU PAGE PCT 038	0	0
0066 DU PAGE PCT 039	0	0
0067 DU PAGE PCT 040	2	0
0068 DU PAGE PCT 041	0	0
0069 DU PAGE PCT 042	0	0
0070 DU PAGE PCT 043	0	0
0071 DU PAGE PCT 044	0	0
0072 DU PAGE PCT 045	0	0
0073 DU PAGE PCT 046	1	0
0074 DU PAGE PCT 047	0	0
0075 DU PAGE PCT 048	1	0
0076 DU PAGE PCT 049	0	0
0077 DU PAGE PCT 050	0	0
0078 DU PAGE PCT 051	0	0
0079 DU PAGE PCT 052	0	0
0080 DU PAGE PCT 053	0	1
0081 DU PAGE PCT 054	0	0
0082 DU PAGE PCT 055	0	0
0083 DU PAGE PCT 056	0	0
0084 FLORENCE PCT 001	0	0
0085 FRANKFORT PCT 001	0	0
0086 FRANKFORT PCT 002	2	0
0087 FRANKFORT PCT 003	0	0
0088 FRANKFORT PCT 004	0	0
0089 FRANKFORT PCT 005	3	0
0090 FRANKFORT PCT 006	3	0
0091 FRANKFORT PCT 007	0	0
0092 FRANKFORT PCT 008	0	0
0093 FRANKFORT PCT 009	0	0
0094 FRANKFORT PCT 010	0	0
0095 FRANKFORT PCT 011	0	0
0096 FRANKFORT PCT 012	1	0
0097 FRANKFORT PCT 013	0	0
0098 FRANKFORT PCT 014	3	0
0099 FRANKFORT PCT 015	1	1
0100 FRANKFORT PCT 016	0	0
0101 FRANKFORT PCT 017	2	0
0102 FRANKFORT PCT 018	0	0
0103 FRANKFORT PCT 019	1	0
0104 FRANKFORT PCT 020	0	0
0105 FRANKFORT PCT 021	0	0
0106 FRANKFORT PCT 022	1	0
0107 FRANKFORT PCT 023	0	0
0108 FRANKFORT PCT 024	2	0
0109 FRANKFORT PCT 025	0	0
0110 FRANKFORT PCT 026	1	0
0111 FRANKFORT PCT 027	1	0
0112 FRANKFORT PCT 028	2	0
0113 FRANKFORT PCT 029	0	0

01 = BALLOTS CAST - REPUBLICAN

TOTAL PERCENT
289 98.97

02 = BALLOTS CAST - FEDERAL REPUBLICAN

TOTAL PERCENT
3 1.03

(CONTINUED FROM PREVIOUS PAGE)

	01	02
0114 FRANKFORT PCT 030	0	0
0115 FRANKFORT PCT 031	0	0
0116 FRANKFORT PCT 032	1	0
0117 FRANKFORT PCT 033	0	0
0118 FRANKFORT PCT 034	0	0
0119 FRANKFORT PCT 035	1	0
0120 FRANKFORT PCT 036	0	0
0121 FRANKFORT PCT 037	1	0
0122 FRANKFORT PCT 038	1	0
0123 FRANKFORT PCT 039	3	0
0124 FRANKFORT PCT 040	2	0
0125 FRANKFORT PCT 041	0	0
0126 FRANKFORT PCT 042	0	0
0127 GREEN GARDEN PCT 001	2	0
0128 GREEN GARDEN PCT 002	1	0
0129 GREEN GARDEN PCT 003	2	0
0130 HOMER PCT 001	0	0
0131 HOMER PCT 002	0	0
0132 HOMER PCT 003	0	0
0133 HOMER PCT 004	1	0
0134 HOMER PCT 005	0	0
0135 HOMER PCT 006	0	0
0136 HOMER PCT 007	2	0
0137 HOMER PCT 008	0	0
0138 HOMER PCT 009	0	0
0139 HOMER PCT 010	0	0
0140 HOMER PCT 011	0	0
0141 HOMER PCT 012	0	0
0142 HOMER PCT 013	0	0
0143 HOMER PCT 014	0	0
0144 HOMER PCT 015	0	0
0145 HOMER PCT 016	0	0
0146 HOMER PCT 017	3	0
0147 HOMER PCT 018	1	0
0148 HOMER PCT 019	2	0
0149 HOMER PCT 020	0	0
0150 HOMER PCT 021	0	0
0151 HOMER PCT 022	1	0
0152 HOMER PCT 023	1	0
0153 HOMER PCT 024	0	0
0154 HOMER PCT 025	3	0
0155 HOMER PCT 026	3	0
0156 HOMER PCT 027	0	0
0157 HOMER PCT 028	0	0
0158 JACKSON PCT 001	1	0
0159 JACKSON PCT 002	0	0
0160 JACKSON PCT 003	0	0
0161 JACKSON PCT 004	0	0
0162 JOLIET PCT 001	0	0
0163 JOLIET PCT 002	1	0
0164 JOLIET PCT 003	0	0
0165 JOLIET PCT 004	0	0
0166 JOLIET PCT 005	0	0
0167 JOLIET PCT 006	0	0
0168 JOLIET PCT 007	1	0
0169 JOLIET PCT 008	0	0
0170 JOLIET PCT 009	0	0

01 = BALLOTS CAST - REPUBLICAN

TOTAL PERCENT
289 98.97

02 = BALLOTS CAST - FEDERAL REPUBLICAN

TOTAL PERCENT
3 1.03

(CONTINUED FROM PREVIOUS PAGE)

01 02

	01	02
0171 JOLIET PCT 010	2	0
0172 JOLIET PCT 011	0	0
0173 JOLIET PCT 012	1	0
0174 JOLIET PCT 013	0	0
0175 JOLIET PCT 014	3	0
0176 JOLIET PCT 015	2	0
0177 JOLIET PCT 016	0	0
0178 JOLIET PCT 017	0	0
0179 JOLIET PCT 018	0	0
0180 JOLIET PCT 019	1	0
0181 JOLIET PCT 020	2	0
0182 JOLIET PCT 021	0	0
0183 JOLIET PCT 022	4	0
0184 JOLIET PCT 023	0	0
0185 JOLIET PCT 024	0	0
0186 JOLIET PCT 025	0	0
0187 JOLIET PCT 026	3	0
0188 JOLIET PCT 027	0	0
0189 JOLIET PCT 028	0	0
0190 JOLIET PCT 029	2	0
0191 JOLIET PCT 030	1	0
0192 JOLIET PCT 031	0	0
0193 JOLIET PCT 032	0	0
0194 JOLIET PCT 033	1	0
0195 JOLIET PCT 034	0	0
0196 JOLIET PCT 035	0	0
0197 JOLIET PCT 036	0	0
0198 JOLIET PCT 037	1	0
0199 JOLIET PCT 038	0	0
0200 JOLIET PCT 039	0	0
0201 JOLIET PCT 040	1	0
0202 JOLIET PCT 041	0	0
0203 JOLIET PCT 042	0	0
0204 JOLIET PCT 043	0	0
0205 JOLIET PCT 044	0	0
0206 JOLIET PCT 045	0	0
0207 JOLIET PCT 046	0	0
0208 JOLIET PCT 047	0	0
0209 JOLIET PCT 048	0	0
0210 JOLIET PCT 049	3	0
0211 JOLIET PCT 050	0	0
0212 JOLIET PCT 051	2	0
0213 JOLIET PCT 052	0	0
0214 JOLIET PCT 053	1	0
0215 JOLIET PCT 054	0	0
0216 JOLIET PCT 055	0	0
0217 JOLIET PCT 056	0	0
0218 JOLIET PCT 057	1	0
0219 JOLIET PCT 058	0	0
0220 JOLIET PCT 059	0	0
0221 JOLIET PCT 060	0	0
0222 JOLIET PCT 061	2	0
0223 JOLIET PCT 062	0	0
0224 JOLIET PCT 063	0	0
0225 JOLIET PCT 064	0	0
0226 LOCKPORT PCT 001	1	0
0227 LOCKPORT PCT 002	0	0

01 = BALLOTS CAST - REPUBLICAN

TOTAL PERCENT
289 98.97

02 = BALLOTS CAST - FEDERAL REPUBLICAN

TOTAL PERCENT
3 1.03

(CONTINUED FROM PREVIOUS PAGE)

	01	02
0228 LOCKPORT PCT 003	0	0
0229 LOCKPORT PCT 004	0	0
0230 LOCKPORT PCT 005	0	0
0231 LOCKPORT PCT 006	0	0
0232 LOCKPORT PCT 007	1	0
0233 LOCKPORT PCT 008	2	0
0234 LOCKPORT PCT 009	0	0
0235 LOCKPORT PCT 010	1	0
0236 LOCKPORT PCT 011	0	0
0237 LOCKPORT PCT 012	0	0
0238 LOCKPORT PCT 013	0	0
0239 LOCKPORT PCT 014	3	0
0240 LOCKPORT PCT 015	1	0
0241 LOCKPORT PCT 016	1	0
0242 LOCKPORT PCT 017	0	0
0243 LOCKPORT PCT 018	1	0
0244 LOCKPORT PCT 019	0	0
0245 LOCKPORT PCT 020	1	0
0246 LOCKPORT PCT 021	0	0
0247 LOCKPORT PCT 022	0	0
0248 LOCKPORT PCT 023	0	0
0249 LOCKPORT PCT 024	0	0
0250 LOCKPORT PCT 025	0	0
0251 LOCKPORT PCT 026	0	0
0252 LOCKPORT PCT 027	2	0
0253 LOCKPORT PCT 028	1	0
0254 LOCKPORT PCT 029	2	0
0255 LOCKPORT PCT 030	2	0
0256 LOCKPORT PCT 031	0	0
0257 LOCKPORT PCT 032	0	0
0258 LOCKPORT PCT 033	1	0
0259 LOCKPORT PCT 034	1	0
0260 LOCKPORT PCT 035	2	0
0261 LOCKPORT PCT 036	0	0
0262 LOCKPORT PCT 037	0	0
0263 MANHATTAN PCT 001	1	0
0264 MANHATTAN PCT 002	0	0
0265 MANHATTAN PCT 003	0	0
0266 MANHATTAN PCT 004	2	0
0267 MANHATTAN PCT 005	1	0
0268 MONEE PCT 001	0	0
0269 MONEE PCT 002	0	0
0270 MONEE PCT 003	0	0
0271 MONEE PCT 004	3	0
0272 MONEE PCT 005	2	0
0273 MONEE PCT 006	0	0
0274 MONEE PCT 007	0	0
0275 MONEE PCT 008	0	0
0276 MONEE PCT 009	1	0
0277 MONEE PCT 010	0	0
0278 MONEE PCT 011	0	0
0279 MONEE PCT 012	0	0
0280 NEW LENOX PCT 001	1	0
0281 NEW LENOX PCT 002	0	0
0282 NEW LENOX PCT 003	2	0
0283 NEW LENOX PCT 004	1	0
0284 NEW LENOX PCT 005	2	0

	TOTAL	PERCENT		TOTAL	PERCENT
01 = BALLOTS CAST - REPUBLICAN	289	98.97	02 = BALLOTS CAST - FEDERAL REPUBLICAN	3	1.03
(CONTINUED FROM PREVIOUS PAGE)					
	01	02			
0285 NEW LENOX PCT 006	0	. . 0			
0286 NEW LENOX PCT 007	0	. . 0			
0287 NEW LENOX PCT 008	0	. . 0			
0288 NEW LENOX PCT 009	0	. . 0			
0289 NEW LENOX PCT 010	1	. . 0			
0290 NEW LENOX PCT 011	0	. . 0			
0291 NEW LENOX PCT 012	0	. . 0			
0292 NEW LENOX PCT 013	1	. . 0			
0293 NEW LENOX PCT 014	1	. . 0			
0294 NEW LENOX PCT 015	0	. . 0			
0295 NEW LENOX PCT 016	1	. . 0			
0296 NEW LENOX PCT 017	0	. . 0			
0297 NEW LENOX PCT 018	0	. . 0			
0298 NEW LENOX PCT 019	1	. . 0			
0299 NEW LENOX PCT 020	0	. . 0			
0300 NEW LENOX PCT 021	1	. . 0			
0301 NEW LENOX PCT 022	3	. . 0			
0302 NEW LENOX PCT 023	0	. . 0			
0303 NEW LENOX PCT 024	2	. . 0			
0304 NEW LENOX PCT 025	1	. . 0			
0305 NEW LENOX PCT 026	0	. . 0			
0306 NEW LENOX PCT 027	0	. . 0			
0307 NEW LENOX PCT 028	0	. . 0			
0308 NEW LENOX PCT 029	0	. . 0			
0309 NEW LENOX PCT 030	0	. . 0			
0310 PEOTONE PCT 001	1	. . 0			
0311 PEOTONE PCT 002	1	. . 0			
0312 PEOTONE PCT 003	2	. . 0			
0313 PLAINFIELD PCT 001	3	. . 0			
0314 PLAINFIELD PCT 002	0	. . 0			
0315 PLAINFIELD PCT 003	0	. . 0			
0316 PLAINFIELD PCT 004	1	. . 0			
0317 PLAINFIELD PCT 005	0	. . 0			
0318 PLAINFIELD PCT 006	0	. . 0			
0319 PLAINFIELD PCT 007	1	. . 0			
0320 PLAINFIELD PCT 008	1	. . 0			
0321 PLAINFIELD PCT 009	2	. . 0			
0322 PLAINFIELD PCT 010	1	. . 0			
0323 PLAINFIELD PCT 011	2	. . 0			
0324 PLAINFIELD PCT 012	1	. . 0			
0325 PLAINFIELD PCT 013	0	. . 0			
0326 PLAINFIELD PCT 014	1	. . 0			
0327 PLAINFIELD PCT 015	0	. . 0			
0328 PLAINFIELD PCT 016	1	. . 0			
0329 PLAINFIELD PCT 017	0	. . 0			
0330 PLAINFIELD PCT 018	0	. . 0			
0331 PLAINFIELD PCT 019	0	. . 0			
0332 PLAINFIELD PCT 020	0	. . 0			
0333 PLAINFIELD PCT 021	0	. . 0			
0334 PLAINFIELD PCT 022	1	. . 0			
0335 PLAINFIELD PCT 023	0	. . 0			
0336 PLAINFIELD PCT 024	0	. . 0			
0337 PLAINFIELD PCT 025	0	. . 0			
0338 PLAINFIELD PCT 026	0	. . 0			
0339 PLAINFIELD PCT 027	0	. . 0			
0340 PLAINFIELD PCT 028	0	. . 0			
0341 PLAINFIELD PCT 029	0	. . 0			

	TOTAL	PERCENT		TOTAL	PERCENT
01 = BALLOTS CAST - REPUBLICAN	289	98.97	02 = BALLOTS CAST - FEDERAL REPUBLICAN	3	1.03
(CONTINUED FROM PREVIOUS PAGE)					
	01	02			
0342 PLAINFIELD PCT 030	0	. . 0			
0343 PLAINFIELD PCT 031	0	. . 0			
0344 PLAINFIELD PCT 032	2	. . 0			
0345 PLAINFIELD PCT 033	2	. . 0			
0346 PLAINFIELD PCT 034	0	. . 0			
0347 PLAINFIELD PCT 035	3	. . 0			
0348 PLAINFIELD PCT 036	1	. . 0			
0349 PLAINFIELD PCT 037	0	. . 0			
0350 PLAINFIELD PCT 038	0	. . 0			
0351 PLAINFIELD PCT 039	0	. . 0			
0352 PLAINFIELD PCT 040	2	. . 0			
0353 PLAINFIELD PCT 041	0	. . 0			
0354 PLAINFIELD PCT 042	0	. . 0			
0355 PLAINFIELD PCT 043	1	. . 0			
0356 PLAINFIELD PCT 044	0	. . 0			
0357 PLAINFIELD PCT 045	0	. . 0			
0358 PLAINFIELD PCT 046	0	. . 0			
0359 REED PCT 001	0	. . 0			
0360 REED PCT 002	1	. . 0			
0361 REED PCT 003	0	. . 0			
0362 REED PCT 004	0	. . 0			
0363 REED PCT 005	0	. . 0			
0364 TROY PCT 001	1	. . 0			
0365 TROY PCT 002	2	. . 0			
0366 TROY PCT 003	4	. . 0			
0367 TROY PCT 004	0	. . 0			
0368 TROY PCT 005	0	. . 0			
0369 TROY PCT 006	0	. . 0			
0370 TROY PCT 007	1	. . 0			
0371 TROY PCT 008	4	. . 0			
0372 TROY PCT 009	1	. . 0			
0373 TROY PCT 010	1	. . 0			
0374 TROY PCT 011	6	. . 0			
0375 TROY PCT 012	0	. . 0			
0376 TROY PCT 013	0	. . 0			
0377 TROY PCT 014	1	. . 0			
0378 TROY PCT 015	3	. . 0			
0379 TROY PCT 016	7	. . 0			
0380 TROY PCT 017	0	. . 0			
0381 TROY PCT 018	1	. . 0			
0382 TROY PCT 019	1	. . 0			
0383 TROY PCT 020	0	. . 0			
0384 TROY PCT 021	0	. . 0			
0385 TROY PCT 022	4	. . 0			
0386 TROY PCT 023	0	. . 0			
0387 TROY PCT 024	1	. . 0			
0388 TROY PCT 025	3	. . 0			
0389 TROY PCT 026	3	. . 0			
0390 TROY PCT 027	0	. . 0			
0391 TROY PCT 028	2	. . 0			
0392 TROY PCT 029	1	. . 0			
0393 TROY PCT 030	1	. . 0			
0394 WASHINGTON PCT 001	0	. . 0			
0395 WASHINGTON PCT 002	0	. . 0			
0396 WASHINGTON PCT 003	0	. . 0			
0397 WASHINGTON PCT 004	1	. . 0			
0398 WESLEY PCT 001	0	. . 0			

	TOTAL	PERCENT		TOTAL	PERCENT
01 = BALLOTS CAST - REPUBLICAN	289	98.97	02 = BALLOTS CAST - FEDERAL REPUBLICAN	3	1.03
(CONTINUED FROM PREVIOUS PAGE)	01	02			
0399 WESLEY PCT 002	0	.0			
0400 WHEATLAND PCT 001	4	.0			
0401 WHEATLAND PCT 002	1	.0			
0402 WHEATLAND PCT 003	0	.0			
0403 WHEATLAND PCT 004	3	.0			
0404 WHEATLAND PCT 005	1	.0			
0405 WHEATLAND PCT 006	1	.0			
0406 WHEATLAND PCT 007	1	.0			
0407 WHEATLAND PCT 008	0	.0			
0408 WHEATLAND PCT 009	1	.0			
0409 WHEATLAND PCT 010	1	.0			
0410 WHEATLAND PCT 011	1	.0			
0411 WHEATLAND PCT 012	1	.0			
0412 WHEATLAND PCT 013	0	.0			
0413 WHEATLAND PCT 014	5	.0			
0414 WHEATLAND PCT 015	1	.0			
0415 WHEATLAND PCT 016	0	.0			
0416 WHEATLAND PCT 017	0	.0			
0417 WHEATLAND PCT 018	1	.0			
0418 WHEATLAND PCT 019	0	.0			
0419 WHEATLAND PCT 020	1	.0			
0420 WHEATLAND PCT 021	2	.0			
0421 WHEATLAND PCT 022	0	.0			
0422 WHEATLAND PCT 023	0	.0			
0423 WHEATLAND PCT 024	0	.0			
0424 WHEATLAND PCT 025	0	.0			
0425 WHEATLAND PCT 026	0	.0			
0426 WHEATLAND PCT 027	0	.0			
0427 WHEATLAND PCT 028	0	.0			
0428 WHEATLAND PCT 029	0	.0			
0429 WHEATLAND PCT 030	0	.0			
0430 WHEATLAND PCT 031	1	.0			
0431 WHEATLAND PCT 032	0	.0			
0432 WHEATLAND PCT 033	0	.0			
0433 WHEATLAND PCT 034	4	.0			
0434 WHEATLAND PCT 035	2	.0			
0435 WHEATLAND PCT 036	0	.0			
0436 WHEATLAND PCT 037	0	.0			
0437 WHEATLAND PCT 038	0	.0			
0438 WHEATLAND PCT 039	1	.0			
0439 WHEATLAND PCT 040	0	.1			
0440 WILL PCT 001	4	.0			
0441 WILMINGTON PCT 001	0	.0			
0442 WILMINGTON PCT 002	0	.0			
0443 WILMINGTON PCT 003	1	.0			
0444 WILMINGTON PCT 004	0	.0			
0445 WILMINGTON PCT 005	0	.0			
0446 WILTON PCT 001	1	.0			



Nancy Schultz Voots

W I L L C O U N T Y C L E R K



Republican Party

**UNITED STATES
SENATOR
SUMMARY**

	TOTAL	PERCENT		TOTAL	PERCENT
01 = REGISTERED VOTERS - TOTAL	360,651		07 = BALLOTS CAST - GREEN	252	.32
02 = BALLOTS CAST - TOTAL	78,185		08 = BALLOTS CAST - FEDERAL GREEN	10	.01
03 = BALLOTS CAST - REPUBLICAN	45,589	58.31	09 = BALLOTS CAST - NONPARTISAN	1,346	1.72
04 = BALLOTS CAST - FEDERAL REPUBLICAN	96	.12	10 = BALLOTS CAST - BLANK	20	.03
05 = BALLOTS CAST - DEMOCRATIC	30,787	39.38	11 = VOTER TURNOUT - TOTAL		21.68
06 = BALLOTS CAST - FEDERAL DEMOCRAT	105	.13			

	01	02	03	04	05	06	07	08	09	10	11
0001 CHANNAHON PCT 001	558	121	75	0	45	0	1	0	0	0	21.68
0002 CHANNAHON PCT 002	550	127	74	0	53	0	0	0	0	0	23.09
0003 CHANNAHON PCT 003	704	147	87	1	58	0	1	0	0	0	20.88
0004 CHANNAHON PCT 004	977	211	139	1	69	1	1	0	0	0	21.60
0005 CHANNAHON PCT 005	620	124	90	0	32	0	2	0	0	0	20.00
0006 CHANNAHON PCT 006	727	142	96	0	45	0	1	0	0	0	19.53
0007 CHANNAHON PCT 007	681	140	102	0	38	0	0	0	0	0	20.56
0008 CHANNAHON PCT 008	1138	207	122	0	83	0	2	0	0	0	18.19
0009 CHANNAHON PCT 009	533	119	81	0	38	0	0	0	0	0	22.33
0010 CRETE PCT 001	745	199	118	0	80	0	0	0	1	0	26.71
0011 CRETE PCT 002	819	186	92	0	94	0	0	0	0	0	22.71
0012 CRETE PCT 003	771	110	59	0	51	0	0	0	0	0	14.27
0013 CRETE PCT 004	627	104	59	0	44	0	1	0	0	0	16.59
0014 CRETE PCT 005	386	50	27	0	22	0	0	0	1	0	12.95
0015 CRETE PCT 006	857	151	74	0	76	1	0	0	0	0	17.62
0016 CRETE PCT 007	924	265	133	0	131	1	0	0	0	0	28.68
0017 CRETE PCT 008	891	265	156	0	106	0	0	0	3	0	29.74
0018 CRETE PCT 009	631	161	100	1	56	2	0	0	2	0	25.52
0019 CRETE PCT 010	1008	232	136	0	92	0	0	0	4	0	23.02
0020 CRETE PCT 011	900	241	192	0	45	0	1	0	3	0	26.78
0021 CRETE PCT 012	715	143	44	0	96	1	0	0	2	0	20.00
0022 CRETE PCT 013	999	296	179	1	111	1	0	0	4	0	29.63
0023 CRETE PCT 014	1009	270	88	0	180	0	2	0	0	0	26.76
0024 CRETE PCT 015	729	193	59	1	133	0	0	0	0	0	26.47
0025 CRETE PCT 016	1014	230	122	0	93	0	1	0	14	0	22.68
0026 CRETE PCT 017	709	140	39	0	97	2	0	0	2	0	19.75
0027 CUSTER PCT 001	957	242	155	0	86	0	1	0	0	0	25.29
0028 DU PAGE PCT 001	845	221	99	1	102	0	0	0	19	0	26.15
0029 DU PAGE PCT 002	481	133	64	0	43	0	0	0	26	0	27.65
0030 DU PAGE PCT 003	437	148	77	0	59	0	0	0	12	0	33.87
0031 DU PAGE PCT 004	558	177	69	0	76	0	0	0	32	0	31.72
0032 DU PAGE PCT 005	635	156	57	3	78	0	1	0	17	0	24.57
0033 DU PAGE PCT 006	669	117	64	1	50	0	2	0	0	0	17.49
0034 DU PAGE PCT 007	758	142	83	0	58	1	0	0	0	0	18.73
0035 DU PAGE PCT 008	947	159	83	1	75	0	0	0	0	0	16.79
0036 DU PAGE PCT 009	712	82	33	0	47	2	0	0	0	0	11.52
0037 DU PAGE PCT 010	828	134	69	0	64	0	1	0	0	0	16.18
0038 DU PAGE PCT 011	884	184	86	0	98	0	0	0	0	0	20.81
0039 DU PAGE PCT 012	894	151	67	0	83	0	1	0	0	0	16.89
0040 DU PAGE PCT 013	920	193	97	0	96	0	0	0	0	0	20.98
0041 DU PAGE PCT 014	961	175	110	0	64	1	0	0	0	0	18.21
0042 DU PAGE PCT 015	639	117	46	1	70	0	0	0	0	2	18.31
0043 DU PAGE PCT 016	764	134	76	0	58	0	0	0	0	0	17.54
0044 DU PAGE PCT 017	705	152	99	0	53	0	0	0	0	0	21.56
0045 DU PAGE PCT 018	979	181	101	2	77	1	0	0	0	0	18.49
0046 DU PAGE PCT 019	822	120	67	0	53	0	0	0	0	0	14.60
0047 DU PAGE PCT 020	886	223	119	0	103	0	1	0	0	0	25.17
0048 DU PAGE PCT 021	689	223	139	0	77	0	1	0	6	0	32.37
0049 DU PAGE PCT 022	496	133	77	0	51	0	0	0	5	1	26.81
0050 DU PAGE PCT 023	767	152	69	0	82	0	1	0	0	0	19.82
0051 DU PAGE PCT 024	818	159	64	0	93	0	2	0	0	0	19.44

	TOTAL	PERCENT		TOTAL	PERCENT
01 = REGISTERED VOTERS - TOTAL	360,651		07 = BALLOTS CAST - GREEN	252	.32
02 = BALLOTS CAST - TOTAL	78,185		08 = BALLOTS CAST - FEDERAL GREEN	10	.01
03 = BALLOTS CAST - REPUBLICAN	45,589	58.31	09 = BALLOTS CAST - NONPARTISAN	1,346	1.72
04 = BALLOTS CAST - FEDERAL REPUBLICAN	96	.12	10 = BALLOTS CAST - BLANK	20	.03
05 = BALLOTS CAST - DEMOCRATIC	30,787	39.38	11 = VOTER TURNOUT - TOTAL		21.68
06 = BALLOTS CAST - FEDERAL DEMOCRAT	105	.13			

(CONTINUED FROM PREVIOUS PAGE)

	01	02	03	04	05	06	07	08	09	10	11
0052 DU PAGE PCT 025	547	.113	.63	.0	.49	.0	.1	.0	.0	.0	20.66
0053 DU PAGE PCT 026	760	.99	.50	.1	.47	.1	.0	.0	.0	.0	13.03
0054 DU PAGE PCT 027	782	.163	.74	.0	.89	.0	.0	.0	.0	.0	20.84
0055 DU PAGE PCT 028	871	.154	.76	.0	.77	.0	.1	.0	.0	.0	17.68
0056 DU PAGE PCT 029	594	.141	.41	.0	.97	.2	.1	.0	.0	.1	23.74
0057 DU PAGE PCT 030	895	.224	.155	.0	.69	.0	.0	.0	.0	.0	25.03
0058 DU PAGE PCT 031	1057	.248	.177	.1	.69	.1	.0	.0	.0	.0	23.46
0059 DU PAGE PCT 032	910	.203	.131	.0	.72	.0	.0	.0	.0	.0	22.31
0060 DU PAGE PCT 033	586	.129	.89	.0	.40	.0	.0	.0	.0	.0	22.01
0061 DU PAGE PCT 034	515	.121	.90	.0	.30	.0	.1	.0	.0	.0	23.50
0062 DU PAGE PCT 035	855	.197	.105	.0	.91	.0	.1	.0	.0	.0	23.04
0063 DU PAGE PCT 036	873	.185	.115	.1	.69	.0	.0	.0	.0	.0	21.19
0064 DU PAGE PCT 037	912	.176	.90	.0	.85	.0	.1	.0	.0	.0	19.30
0065 DU PAGE PCT 038	757	.91	.32	.0	.59	.0	.0	.0	.0	.0	12.02
0066 DU PAGE PCT 039	693	.90	.42	.0	.47	.1	.0	.0	.0	.0	12.99
0067 DU PAGE PCT 040	1070	.196	.80	.0	.116	.0	.0	.0	.0	.0	18.32
0068 DU PAGE PCT 041	582	.166	.90	.1	.75	.0	.0	.0	.0	.0	28.52
0069 DU PAGE PCT 042	693	.132	.80	.0	.51	.0	.1	.0	.0	.0	19.05
0070 DU PAGE PCT 043	659	.94	.33	.0	.60	.0	.1	.0	.0	.0	14.26
0071 DU PAGE PCT 044	994	.407	.256	.0	.118	.0	.0	.0	.33	.0	40.95
0072 DU PAGE PCT 045	1002	.191	.93	.0	.98	.0	.0	.0	.0	.0	19.06
0073 DU PAGE PCT 046	560	.139	.45	.0	.86	.1	.1	.0	.6	.0	24.82
0074 DU PAGE PCT 047	487	.135	.92	.0	.43	.0	.0	.0	.0	.0	27.72
0075 DU PAGE PCT 048	1300	.189	.70	.1	.104	.0	.1	.0	.13	.0	14.54
0076 DU PAGE PCT 049	710	.145	.75	.0	.70	.0	.0	.0	.0	.0	20.42
0077 DU PAGE PCT 050	465	.51	.11	.0	.39	.0	.1	.0	.0	.0	10.97
0078 DU PAGE PCT 051	1007	.137	.70	.0	.66	.1	.0	.0	.0	.0	13.60
0079 DU PAGE PCT 052	664	.145	.102	.0	.42	.0	.1	.0	.0	.0	21.84
0080 DU PAGE PCT 053	990	.177	.79	.1	.97	.0	.0	.0	.0	.0	17.88
0081 DU PAGE PCT 054	735	.96	.31	.0	.65	.0	.0	.0	.0	.0	13.06
0082 DU PAGE PCT 055	881	.113	.55	.1	.57	.0	.0	.0	.0	.0	12.83
0083 DU PAGE PCT 056	1287	.172	.72	.0	.99	.0	.1	.0	.0	.0	13.36
0084 FLORENCE PCT 001	591	.119	.59	.0	.60	.0	.0	.0	.0	.0	20.14
0085 FRANKFORT PCT 001	648	.212	.147	.0	.59	.0	.1	.0	.5	.0	32.72
0086 FRANKFORT PCT 002	1140	.462	.252	.0	.146	.1	.0	.0	.63	.0	40.53
0087 FRANKFORT PCT 003	917	.384	.230	.0	.113	.0	.2	.0	.39	.0	41.88
0088 FRANKFORT PCT 004	431	.196	.109	.0	.70	.0	.0	.0	.17	.0	45.48
0089 FRANKFORT PCT 005	784	.185	.130	.0	.53	.0	.2	.0	.0	.1	23.60
0090 FRANKFORT PCT 006	1082	.204	.132	.0	.71	.0	.1	.0	.0	.0	18.85
0091 FRANKFORT PCT 007	602	.176	.119	.0	.54	.0	.0	.0	.3	.0	29.24
0092 FRANKFORT PCT 008	661	.204	.157	.0	.43	.0	.0	.0	.4	.0	30.86
0093 FRANKFORT PCT 009	668	.179	.117	.0	.62	.0	.0	.0	.0	.0	26.80
0094 FRANKFORT PCT 010	1060	.374	.198	.0	.132	.0	.0	.0	.44	.0	35.28
0095 FRANKFORT PCT 011	688	.107	.70	.0	.36	.0	.1	.0	.0	.0	15.55
0096 FRANKFORT PCT 012	1158	.370	.251	.0	.119	.0	.0	.0	.0	.0	31.95
0097 FRANKFORT PCT 013	777	.249	.164	.0	.77	.0	.1	.0	.7	.0	32.05
0098 FRANKFORT PCT 014	749	.316	.196	.2	.88	.0	.1	.0	.29	.0	42.19
0099 FRANKFORT PCT 015	807	.188	.122	.1	.64	.0	.1	.0	.0	.0	23.30
0100 FRANKFORT PCT 016	638	.219	.157	.0	.61	.0	.0	.0	.1	.0	34.33
0101 FRANKFORT PCT 017	759	.166	.106	.0	.58	.2	.0	.0	.0	.0	21.87
0102 FRANKFORT PCT 018	567	.195	.163	.0	.30	.0	.2	.0	.0	.0	34.39
0103 FRANKFORT PCT 019	748	.277	.149	.0	.104	.0	.0	.0	.24	.0	37.03

	TOTAL	PERCENT		TOTAL	PERCENT
01 = REGISTERED VOTERS - TOTAL	360,651		07 = BALLOTS CAST - GREEN	252	.32
02 = BALLOTS CAST - TOTAL	78,185		08 = BALLOTS CAST - FEDERAL GREEN	10	.01
03 = BALLOTS CAST - REPUBLICAN	45,589	58.31	09 = BALLOTS CAST - NONPARTISAN	1,346	1.72
04 = BALLOTS CAST - FEDERAL REPUBLICAN	96	.12	10 = BALLOTS CAST - BLANK	20	.03
05 = BALLOTS CAST - DEMOCRATIC	30,787	39.38	11 = VOTER TURNOUT - TOTAL		21.68
06 = BALLOTS CAST - FEDERAL DEMOCRAT	105	.13			

(CONTINUED FROM PREVIOUS PAGE)

	01	02	03	04	05	06	07	08	09	10	11
0104 FRANKFORT PCT 020	504	71	40	0	30	0	1	0	0	0	14.09
0105 FRANKFORT PCT 021	900	174	96	0	76	0	2	0	0	0	19.33
0106 FRANKFORT PCT 022	802	350	215	0	108	0	0	0	27	0	43.64
0107 FRANKFORT PCT 023	701	159	113	0	44	0	0	0	2	0	22.68
0108 FRANKFORT PCT 024	594	291	151	0	114	0	1	0	25	0	48.99
0109 FRANKFORT PCT 025	1028	276	189	0	84	0	1	0	2	0	26.85
0110 FRANKFORT PCT 026	906	402	240	1	114	0	3	0	44	0	44.37
0111 FRANKFORT PCT 027	989	449	255	1	164	1	2	0	26	0	45.40
0112 FRANKFORT PCT 028	892	337	225	0	88	0	1	0	23	0	37.78
0113 FRANKFORT PCT 029	1265	269	161	0	108	0	0	0	0	0	21.26
0114 FRANKFORT PCT 030	787	158	112	0	43	0	3	0	0	0	20.08
0115 FRANKFORT PCT 031	936	203	116	0	86	0	1	0	0	0	21.69
0116 FRANKFORT PCT 032	843	274	204	0	68	0	0	0	2	0	32.50
0117 FRANKFORT PCT 033	579	183	125	0	57	0	1	0	0	0	31.61
0118 FRANKFORT PCT 034	685	232	177	0	54	0	0	0	1	0	33.87
0119 FRANKFORT PCT 035	851	394	238	0	117	0	0	0	39	3	46.30
0120 FRANKFORT PCT 036	563	154	72	0	80	0	2	0	0	0	27.35
0121 FRANKFORT PCT 037	1158	235	138	0	97	0	0	0	0	0	20.29
0122 FRANKFORT PCT 038	676	303	159	0	110	0	0	0	34	0	44.82
0123 FRANKFORT PCT 039	862	206	139	0	57	0	0	0	10	0	23.90
0124 FRANKFORT PCT 040	814	143	90	0	53	0	0	0	0	0	17.57
0125 FRANKFORT PCT 041	1031	235	146	1	87	1	0	0	0	0	22.79
0126 FRANKFORT PCT 042	1044	270	198	0	71	0	0	0	1	0	25.86
0127 GREEN GARDEN PCT 001	789	211	169	0	42	0	0	0	0	0	26.74
0128 GREEN GARDEN PCT 002	829	219	149	0	69	0	1	0	0	0	26.42
0129 GREEN GARDEN PCT 003	729	200	152	0	47	1	0	0	0	0	27.43
0130 HOMER PCT 001	757	158	96	0	62	0	0	0	0	0	20.87
0131 HOMER PCT 002	413	136	111	0	25	0	0	0	0	0	32.93
0132 HOMER PCT 003	738	206	149	0	52	0	5	0	0	0	27.91
0133 HOMER PCT 004	554	153	113	0	40	0	0	0	0	0	27.62
0134 HOMER PCT 005	742	193	141	0	52	0	0	0	0	0	26.01
0135 HOMER PCT 006	1027	205	139	0	65	0	1	0	0	0	19.96
0136 HOMER PCT 007	900	226	170	0	56	0	0	0	0	0	25.11
0137 HOMER PCT 008	843	191	129	0	61	0	1	0	0	0	22.66
0138 HOMER PCT 009	745	189	135	0	54	0	0	0	0	0	25.37
0139 HOMER PCT 010	1307	326	231	2	92	1	0	0	0	0	24.94
0140 HOMER PCT 011	1240	260	174	0	85	0	1	0	0	0	20.97
0141 HOMER PCT 012	1021	258	196	0	62	0	0	0	0	0	25.27
0142 HOMER PCT 013	903	251	181	0	70	0	0	0	0	0	27.80
0143 HOMER PCT 014	603	139	101	0	38	0	0	0	0	0	23.05
0144 HOMER PCT 015	857	251	154	1	95	1	0	0	0	1	29.29
0145 HOMER PCT 016	621	138	77	0	59	0	2	0	0	0	22.22
0146 HOMER PCT 017	784	199	149	0	48	0	2	0	0	0	25.38
0147 HOMER PCT 018	903	223	157	0	66	0	0	0	0	0	24.70
0148 HOMER PCT 019	833	195	149	0	46	0	0	0	0	0	23.41
0149 HOMER PCT 020	721	164	121	0	43	0	0	0	0	0	22.75
0150 HOMER PCT 021	1042	289	239	1	49	0	0	0	0	0	27.74
0151 HOMER PCT 022	1025	208	112	1	93	1	1	0	0	0	20.29
0152 HOMER PCT 023	835	157	111	0	46	0	0	0	0	0	18.80
0153 HOMER PCT 024	769	160	116	0	44	0	0	0	0	0	20.81
0154 HOMER PCT 025	638	125	79	0	46	0	0	0	0	0	19.59
0155 HOMER PCT 026	805	160	111	0	49	0	0	0	0	0	19.88

	TOTAL	PERCENT		TOTAL	PERCENT
01 = REGISTERED VOTERS - TOTAL	360,651		07 = BALLOTS CAST - GREEN	252	.32
02 = BALLOTS CAST - TOTAL	78,185		08 = BALLOTS CAST - FEDERAL GREEN	10	.01
03 = BALLOTS CAST - REPUBLICAN	45,589	58.31	09 = BALLOTS CAST - NONPARTISAN	1,346	1.72
04 = BALLOTS CAST - FEDERAL REPUBLICAN	96	.12	10 = BALLOTS CAST - BLANK	20	.03
05 = BALLOTS CAST - DEMOCRATIC	30,787	39.38	11 = VOTER TURNOUT - TOTAL		21.68
06 = BALLOTS CAST - FEDERAL DEMOCRAT	105	.13			

(CONTINUED FROM PREVIOUS PAGE)

	01	02	03	04	05	06	07	08	09	10	11
0156 HOMER PCT 027	978	173	106	0	67	0	0	0	0	0	17.69
0157 HOMER PCT 028	662	136	82	1	53	0	0	0	0	0	20.54
0158 JACKSON PCT 001	470	131	57	1	66	0	1	0	0	0	27.87
0159 JACKSON PCT 002	680	210	89	0	106	0	1	0	14	0	30.88
0160 JACKSON PCT 003	1082	285	160	0	104	0	0	0	21	0	26.34
0161 JACKSON PCT 004	396	95	55	0	36	1	2	0	1	0	23.99
0162 JOLIET PCT 001	736	159	76	2	78	0	3	0	0	1	21.60
0163 JOLIET PCT 002	543	107	62	1	43	0	1	0	0	0	19.71
0164 JOLIET PCT 003	507	85	46	1	38	0	0	0	0	0	16.77
0165 JOLIET PCT 004	518	95	44	0	50	0	1	0	0	0	18.34
0166 JOLIET PCT 005	708	104	45	0	57	0	2	0	0	0	14.69
0167 JOLIET PCT 006	635	83	32	0	51	0	0	0	0	0	13.07
0168 JOLIET PCT 007	562	106	62	1	42	1	0	0	0	0	18.86
0169 JOLIET PCT 008	784	86	34	0	47	0	5	0	0	0	10.97
0170 JOLIET PCT 009	740	110	53	0	53	0	4	0	0	0	14.86
0171 JOLIET PCT 010	528	77	37	0	40	0	0	0	0	0	14.58
0172 JOLIET PCT 011	731	97	36	0	58	1	2	0	0	0	13.27
0173 JOLIET PCT 012	852	231	129	0	102	0	0	0	0	0	27.11
0174 JOLIET PCT 013	610	198	115	1	82	0	0	0	0	0	32.46
0175 JOLIET PCT 014	676	160	81	0	79	0	0	0	0	0	23.67
0176 JOLIET PCT 015	666	90	40	0	46	0	3	1	0	0	13.51
0177 JOLIET PCT 016	671	93	32	1	53	1	2	0	4	0	13.86
0178 JOLIET PCT 017	713	138	79	0	58	1	0	0	0	0	19.35
0179 JOLIET PCT 018	611	38	13	0	25	0	0	0	0	0	6.22
0180 JOLIET PCT 019	531	91	46	0	44	0	0	1	0	0	17.14
0181 JOLIET PCT 020	439	120	68	0	50	0	2	0	0	0	27.33
0182 JOLIET PCT 021	621	101	7	0	93	1	0	0	0	0	16.26
0183 JOLIET PCT 022	693	173	102	0	71	0	0	0	0	0	24.96
0184 JOLIET PCT 023	660	170	69	1	99	1	0	0	0	0	25.76
0185 JOLIET PCT 024	750	80	1	0	79	0	0	0	0	0	10.67
0186 JOLIET PCT 025	850	83	27	0	53	2	1	0	0	0	9.76
0187 JOLIET PCT 026	879	167	76	0	91	0	0	0	0	0	19.00
0188 JOLIET PCT 027	698	121	49	0	72	0	0	0	0	0	17.34
0189 JOLIET PCT 028	634	100	35	1	62	0	2	0	0	0	15.77
0190 JOLIET PCT 029	648	176	99	0	77	0	0	0	0	0	27.16
0191 JOLIET PCT 030	585	69	24	0	44	0	1	0	0	0	11.79
0192 JOLIET PCT 031	508	168	101	0	66	0	1	0	0	0	33.07
0193 JOLIET PCT 032	622	179	73	1	80	0	1	0	24	0	28.78
0194 JOLIET PCT 033	476	111	64	0	47	0	0	0	0	0	23.32
0195 JOLIET PCT 034	567	72	37	0	34	0	1	0	0	0	12.70
0196 JOLIET PCT 035	618	70	25	1	41	0	3	0	0	0	11.33
0197 JOLIET PCT 036	428	103	33	0	45	0	0	0	25	0	24.07
0198 JOLIET PCT 037	606	119	20	0	97	2	0	0	0	0	19.64
0199 JOLIET PCT 038	575	94	1	0	87	6	0	0	0	0	16.35
0200 JOLIET PCT 039	769	145	24	0	120	1	0	0	0	0	18.86
0201 JOLIET PCT 040	678	172	65	0	102	1	3	0	1	1	25.37
0202 JOLIET PCT 041	603	140	43	0	95	1	1	0	0	0	23.22
0203 JOLIET PCT 042	740	142	37	0	100	1	0	0	4	0	19.19
0204 JOLIET PCT 043	789	107	3	0	102	2	0	0	0	0	13.56
0205 JOLIET PCT 044	719	144	51	0	92	0	1	0	0	0	20.03
0206 JOLIET PCT 045	561	49	8	0	41	0	0	0	0	0	8.73
0207 JOLIET PCT 046	436	32	0	0	32	0	0	0	0	0	7.34

WILL COUNTY, ILLINOIS
 GENERAL PRIMARY ELECTION
 FEBRUARY 2, 2010
 STATISTICS

	TOTAL	PERCENT		TOTAL	PERCENT
01 = REGISTERED VOTERS - TOTAL	360,651		07 = BALLOTS CAST - GREEN	252	.32
02 = BALLOTS CAST - TOTAL	78,185		08 = BALLOTS CAST - FEDERAL GREEN	10	.01
03 = BALLOTS CAST - REPUBLICAN	45,589	58.31	09 = BALLOTS CAST - NONPARTISAN	1,346	1.72
04 = BALLOTS CAST - FEDERAL REPUBLICAN	96	.12	10 = BALLOTS CAST - BLANK	20	.03
05 = BALLOTS CAST - DEMOCRATIC	30,787	39.38	11 = VOTER TURNOUT - TOTAL		21.68
06 = BALLOTS CAST - FEDERAL DEMOCRAT	105	.13			

(CONTINUED FROM PREVIOUS PAGE)

	01	02	03	04	05	06	07	08	09	10	11
0208 JOLIET PCT 047	678	135	45	0	81	0	0	0	9	0	19.91
0209 JOLIET PCT 048	570	64	0	0	63	1	0	0	0	0	11.23
0210 JOLIET PCT 049	782	117	58	1	58	0	0	0	0	0	14.96
0211 JOLIET PCT 050	848	116	7	0	109	0	0	0	0	0	13.68
0212 JOLIET PCT 051	660	94	38	0	55	0	1	0	0	0	14.24
0213 JOLIET PCT 052	608	73	14	0	57	1	0	1	0	0	12.01
0214 JOLIET PCT 053	569	82	25	0	55	2	0	0	0	1	14.41
0215 JOLIET PCT 054	692	98	45	0	52	0	1	0	0	0	14.16
0216 JOLIET PCT 055	675	62	35	0	27	0	0	0	0	0	9.19
0217 JOLIET PCT 056	1071	142	43	0	98	1	0	0	0	0	13.26
0218 JOLIET PCT 057	559	78	14	0	60	4	0	0	0	0	13.95
0219 JOLIET PCT 058	427	32	4	0	28	0	0	0	0	0	7.49
0220 JOLIET PCT 059	787	177	102	0	72	0	0	0	3	0	22.49
0221 JOLIET PCT 060	752	49	10	0	39	0	0	0	0	0	6.52
0222 JOLIET PCT 061	634	50	7	0	43	0	0	0	0	0	7.89
0223 JOLIET PCT 062	431	55	4	0	51	0	0	0	0	0	12.76
0224 JOLIET PCT 063	416	63	37	1	24	1	0	0	0	0	15.14
0225 JOLIET PCT 064	816	85	6	0	77	0	1	1	0	0	10.42
0226 LOCKPORT PCT 001	548	145	60	1	79	0	0	0	5	0	26.46
0227 LOCKPORT PCT 002	513	139	61	0	64	0	3	0	11	0	27.10
0228 LOCKPORT PCT 003	853	180	80	0	92	1	2	0	5	0	21.10
0229 LOCKPORT PCT 004	609	148	57	0	83	0	1	0	7	0	24.30
0230 LOCKPORT PCT 005	437	89	36	0	45	0	1	0	7	0	20.37
0231 LOCKPORT PCT 006	620	109	18	0	89	1	0	0	1	0	17.58
0232 LOCKPORT PCT 007	656	98	6	0	89	3	0	0	0	0	14.94
0233 LOCKPORT PCT 008	857	211	80	0	106	0	1	0	24	0	24.62
0234 LOCKPORT PCT 009	1237	361	183	0	166	0	0	0	12	0	29.18
0235 LOCKPORT PCT 010	788	170	69	0	92	0	1	0	8	0	21.57
0236 LOCKPORT PCT 011	610	112	53	0	55	0	1	0	3	0	18.36
0237 LOCKPORT PCT 012	1104	209	103	0	93	0	0	0	13	0	18.93
0238 LOCKPORT PCT 013	919	130	64	0	61	1	0	0	4	0	14.15
0239 LOCKPORT PCT 014	644	219	125	0	89	0	2	0	3	0	34.01
0240 LOCKPORT PCT 015	1100	222	120	0	94	0	0	0	8	0	20.18
0241 LOCKPORT PCT 016	570	168	86	0	70	0	0	0	12	0	29.47
0242 LOCKPORT PCT 017	516	145	66	0	72	0	0	0	7	0	28.10
0243 LOCKPORT PCT 018	567	137	64	0	68	0	0	0	5	0	24.16
0244 LOCKPORT PCT 019	1121	218	90	1	114	2	1	0	10	0	19.45
0245 LOCKPORT PCT 020	1257	228	110	1	108	0	1	0	8	0	18.14
0246 LOCKPORT PCT 021	571	149	61	0	84	1	0	0	3	0	26.09
0247 LOCKPORT PCT 022	644	227	107	0	110	0	0	0	10	0	35.25
0248 LOCKPORT PCT 023	940	182	77	0	95	0	1	0	9	0	19.36
0249 LOCKPORT PCT 024	664	139	60	2	66	0	0	0	11	0	20.93
0250 LOCKPORT PCT 025	875	246	126	0	106	0	0	0	14	0	28.11
0251 LOCKPORT PCT 026	731	116	44	0	67	0	1	0	4	0	15.87
0252 LOCKPORT PCT 027	720	335	202	0	116	0	0	0	17	0	46.53
0253 LOCKPORT PCT 028	795	216	115	0	93	0	0	0	8	0	27.17
0254 LOCKPORT PCT 029	1011	135	62	0	66	0	2	0	5	0	13.35
0255 LOCKPORT PCT 030	1044	501	278	0	199	0	1	0	23	0	47.99
0256 LOCKPORT PCT 031	1149	149	39	0	108	0	0	0	2	0	12.97
0257 LOCKPORT PCT 032	776	117	36	0	79	0	0	0	2	0	15.08
0258 LOCKPORT PCT 033	1189	194	85	0	96	0	2	1	10	0	16.32
0259 LOCKPORT PCT 034	653	155	69	0	75	0	0	0	11	0	23.74

	TOTAL	PERCENT		TOTAL	PERCENT
01 = REGISTERED VOTERS - TOTAL	360,651		07 = BALLOTS CAST - GREEN	252	.32
02 = BALLOTS CAST - TOTAL	78,185		08 = BALLOTS CAST - FEDERAL GREEN	10	.01
03 = BALLOTS CAST - REPUBLICAN	45,589	58.31	09 = BALLOTS CAST - NONPARTISAN	1,346	1.72
04 = BALLOTS CAST - FEDERAL REPUBLICAN	96	.12	10 = BALLOTS CAST - BLANK	20	.03
05 = BALLOTS CAST - DEMOCRATIC	30,787	39.38	11 = VOTER TURNOUT - TOTAL		21.68
06 = BALLOTS CAST - FEDERAL DEMOCRAT	105	.13			

(CONTINUED FROM PREVIOUS PAGE)

	01	02	03	04	05	06	07	08	09	10	11
0260 LOCKPORT PCT 035	1043	529	240	0	276	1	0	0	12	0	50.72
0261 LOCKPORT PCT 036	1959	867	474	0	353	0	2	0	38	0	44.26
0262 LOCKPORT PCT 037	852	132	41	0	85	0	0	0	6	0	15.49
0263 MANHATTAN PCT 001	797	246	122	0	78	0	1	0	45	0	30.87
0264 MANHATTAN PCT 002	1460	349	178	0	135	1	1	0	34	0	23.90
0265 MANHATTAN PCT 003	609	231	109	1	81	0	0	0	40	0	37.93
0266 MANHATTAN PCT 004	942	257	167	0	77	0	0	0	13	0	27.28
0267 MANHATTAN PCT 005	1488	365	199	1	132	1	2	1	29	0	24.53
0268 MONEE PCT 001	784	140	92	1	46	0	0	1	0	0	17.86
0269 MONEE PCT 002	629	120	28	0	91	0	1	0	0	0	19.08
0270 MONEE PCT 003	537	128	86	0	42	0	0	0	0	0	23.84
0271 MONEE PCT 004	816	148	46	0	100	1	1	0	0	0	18.14
0272 MONEE PCT 005	895	175	18	1	151	3	2	0	0	0	19.55
0273 MONEE PCT 006	572	107	13	0	91	2	0	1	0	0	18.71
0274 MONEE PCT 007	580	91	3	0	88	0	0	0	0	0	15.69
0275 MONEE PCT 008	921	140	2	0	133	5	0	0	0	0	15.20
0276 MONEE PCT 009	1078	267	162	0	101	0	3	1	0	0	24.77
0277 MONEE PCT 010	636	209	121	0	88	0	0	0	0	0	32.86
0278 MONEE PCT 011	698	144	5	0	139	0	0	0	0	0	20.63
0279 MONEE PCT 012	684	128	67	0	61	0	0	0	0	0	18.71
0280 NEW LENOX PCT 001	538	96	58	0	37	0	1	0	0	0	17.84
0281 NEW LENOX PCT 002	710	216	144	0	72	0	0	0	0	0	30.42
0282 NEW LENOX PCT 003	923	251	168	0	83	0	0	0	0	1	27.19
0283 NEW LENOX PCT 004	939	246	182	0	62	1	1	0	0	0	26.20
0284 NEW LENOX PCT 005	1379	289	178	0	106	1	4	0	0	0	20.96
0285 NEW LENOX PCT 006	648	178	126	0	50	0	2	0	0	0	27.47
0286 NEW LENOX PCT 007	924	293	182	0	100	1	0	0	10	0	31.71
0287 NEW LENOX PCT 008	750	157	105	1	47	0	4	0	0	0	20.93
0288 NEW LENOX PCT 009	702	192	133	0	58	0	0	0	1	0	27.35
0289 NEW LENOX PCT 010	613	205	159	0	45	0	1	0	0	0	33.44
0290 NEW LENOX PCT 011	887	231	169	0	62	0	0	0	0	0	26.04
0291 NEW LENOX PCT 012	1267	359	261	1	96	0	1	0	0	0	28.33
0292 NEW LENOX PCT 013	1037	251	173	0	78	0	0	0	0	0	24.20
0293 NEW LENOX PCT 014	750	148	95	2	50	1	0	0	0	0	19.73
0294 NEW LENOX PCT 015	535	139	92	0	46	1	0	0	0	0	25.98
0295 NEW LENOX PCT 016	576	137	85	0	52	0	0	0	0	0	23.78
0296 NEW LENOX PCT 017	525	137	77	0	60	0	0	0	0	0	26.10
0297 NEW LENOX PCT 018	741	144	102	0	42	0	0	0	0	0	19.43
0298 NEW LENOX PCT 019	643	152	109	0	43	0	0	0	0	0	23.64
0299 NEW LENOX PCT 020	1160	223	155	0	68	0	0	0	0	0	19.22
0300 NEW LENOX PCT 021	635	138	96	0	40	0	0	0	2	0	21.73
0301 NEW LENOX PCT 022	1050	274	195	0	79	0	0	0	0	0	26.10
0302 NEW LENOX PCT 023	633	163	112	0	51	0	0	0	0	0	25.75
0303 NEW LENOX PCT 024	1512	319	208	0	111	0	0	0	0	0	21.10
0304 NEW LENOX PCT 025	801	177	127	0	49	0	1	0	0	0	22.10
0305 NEW LENOX PCT 026	737	163	109	0	51	0	3	0	0	0	22.12
0306 NEW LENOX PCT 027	757	142	93	0	49	0	0	0	0	0	18.76
0307 NEW LENOX PCT 028	711	175	133	2	39	0	1	0	0	0	24.61
0308 NEW LENOX PCT 029	751	133	90	0	43	0	0	0	0	0	17.71
0309 NEW LENOX PCT 030	609	141	100	0	41	0	0	0	0	0	23.15
0310 PEOTONE PCT 001	914	325	266	1	58	0	0	0	0	0	35.56
0311 PEOTONE PCT 002	1010	318	256	0	60	0	2	0	0	0	31.49

	TOTAL	PERCENT		TOTAL	PERCENT
01 = REGISTERED VOTERS - TOTAL	360,651		07 = BALLOTS CAST - GREEN	252	.32
02 = BALLOTS CAST - TOTAL	78,185		08 = BALLOTS CAST - FEDERAL GREEN	10	.01
03 = BALLOTS CAST - REPUBLICAN	45,589	58.31	09 = BALLOTS CAST - NONPARTISAN	1,346	1.72
04 = BALLOTS CAST - FEDERAL REPUBLICAN	96	.12	10 = BALLOTS CAST - BLANK	20	.03
05 = BALLOTS CAST - DEMOCRATIC	30,787	39.38	11 = VOTER TURNOUT - TOTAL		21.68
06 = BALLOTS CAST - FEDERAL DEMOCRAT	105	.13			

(CONTINUED FROM PREVIOUS PAGE)

	01	02	03	04	05	06	07	08	09	10	11
0312 PEOTONE PCT 003	728	208	174	0	32	0	2	0	0	0	28.57
0313 PLAINFIELD PCT 001	1148	199	152	0	46	1	0	0	0	0	17.33
0314 PLAINFIELD PCT 002	449	125	93	0	32	0	0	0	0	0	27.84
0315 PLAINFIELD PCT 003	577	137	103	1	32	0	1	0	0	0	23.74
0316 PLAINFIELD PCT 004	1174	187	111	0	74	0	2	0	0	0	15.93
0317 PLAINFIELD PCT 005	712	220	95	0	125	0	0	0	0	0	30.90
0318 PLAINFIELD PCT 006	1039	169	113	0	56	0	0	0	0	0	16.27
0319 PLAINFIELD PCT 007	673	179	116	0	63	0	0	0	0	0	26.60
0320 PLAINFIELD PCT 008	1312	303	223	2	78	0	0	0	0	0	23.09
0321 PLAINFIELD PCT 009	1031	213	137	0	75	0	1	0	0	0	20.66
0322 PLAINFIELD PCT 010	601	123	82	0	41	0	0	0	0	0	20.47
0323 PLAINFIELD PCT 011	591	149	114	0	35	0	0	0	0	0	25.21
0324 PLAINFIELD PCT 012	919	155	82	0	73	0	0	0	0	0	16.87
0325 PLAINFIELD PCT 013	532	113	82	0	31	0	0	0	0	0	21.24
0326 PLAINFIELD PCT 014	1173	214	144	0	70	0	0	0	0	0	18.24
0327 PLAINFIELD PCT 015	856	146	93	0	51	0	2	0	0	0	17.06
0328 PLAINFIELD PCT 016	842	182	127	0	55	0	0	0	0	0	21.62
0329 PLAINFIELD PCT 017	602	91	28	0	63	0	0	0	0	0	15.12
0330 PLAINFIELD PCT 018	644	85	58	0	25	1	1	0	0	0	13.20
0331 PLAINFIELD PCT 019	809	184	92	0	91	0	1	0	0	0	22.74
0332 PLAINFIELD PCT 020	700	90	62	0	28	0	0	0	0	0	12.86
0333 PLAINFIELD PCT 021	408	99	54	0	45	0	0	0	0	0	24.26
0334 PLAINFIELD PCT 022	949	197	139	0	58	0	0	0	0	0	20.76
0335 PLAINFIELD PCT 023	727	87	49	0	37	0	1	0	0	0	11.97
0336 PLAINFIELD PCT 024	701	102	66	0	36	0	0	0	0	0	14.55
0337 PLAINFIELD PCT 025	797	113	78	0	35	0	0	0	0	0	14.18
0338 PLAINFIELD PCT 026	1054	185	109	0	76	0	0	0	0	0	17.55
0339 PLAINFIELD PCT 027	866	174	98	0	74	1	1	0	0	0	20.09
0340 PLAINFIELD PCT 028	883	186	127	0	57	1	0	1	0	0	21.06
0341 PLAINFIELD PCT 029	638	62	26	0	34	0	2	0	0	0	9.72
0342 PLAINFIELD PCT 030	583	64	28	0	36	0	0	0	0	0	10.98
0343 PLAINFIELD PCT 031	926	130	84	0	46	0	0	0	0	0	14.04
0344 PLAINFIELD PCT 032	1226	187	103	0	82	2	0	0	0	0	15.25
0345 PLAINFIELD PCT 033	899	145	73	0	71	0	1	0	0	0	16.13
0346 PLAINFIELD PCT 034	683	69	34	0	35	0	0	0	0	0	10.10
0347 PLAINFIELD PCT 035	1920	306	189	0	116	0	1	0	0	0	15.94
0348 PLAINFIELD PCT 036	1003	162	71	0	90	0	1	0	0	0	16.15
0349 PLAINFIELD PCT 037	1209	123	65	0	56	0	2	0	0	0	10.17
0350 PLAINFIELD PCT 038	916	185	139	0	46	0	0	0	0	0	20.20
0351 PLAINFIELD PCT 039	865	143	104	1	38	0	0	0	0	0	16.53
0352 PLAINFIELD PCT 040	861	158	100	0	56	1	1	0	0	0	18.35
0353 PLAINFIELD PCT 041	899	159	83	0	76	0	0	0	0	1	17.69
0354 PLAINFIELD PCT 042	728	76	35	0	40	0	1	0	0	0	10.44
0355 PLAINFIELD PCT 043	687	128	64	0	62	0	2	0	0	0	18.63
0356 PLAINFIELD PCT 044	808	147	60	0	86	0	1	0	0	0	18.19
0357 PLAINFIELD PCT 045	1735	210	103	0	105	0	2	0	0	0	12.10
0358 PLAINFIELD PCT 046	928	129	68	0	61	0	0	0	0	0	13.90
0359 REED PCT 001	1173	189	106	2	81	0	0	0	0	0	16.11
0360 REED PCT 002	680	112	64	0	48	0	0	0	0	0	16.47
0361 REED PCT 003	493	80	41	0	36	0	3	0	0	1	16.23
0362 REED PCT 004	767	132	71	0	59	0	2	0	0	1	17.21
0363 REED PCT 005	810	187	115	0	71	0	1	0	0	0	23.09

	TOTAL	PERCENT		TOTAL	PERCENT
01 = REGISTERED VOTERS - TOTAL	360,651		07 = BALLOTS CAST - GREEN	252	.32
02 = BALLOTS CAST - TOTAL	78,185		08 = BALLOTS CAST - FEDERAL GREEN	10	.01
03 = BALLOTS CAST - REPUBLICAN	45,589	58.31	09 = BALLOTS CAST - NONPARTISAN	1,346	1.72
04 = BALLOTS CAST - FEDERAL REPUBLICAN	96	.12	10 = BALLOTS CAST - BLANK	20	.03
05 = BALLOTS CAST - DEMOCRATIC	30,787	39.38	11 = VOTER TURNOUT - TOTAL		21.68
06 = BALLOTS CAST - FEDERAL DEMOCRAT	105	.13			

(CONTINUED FROM PREVIOUS PAGE)

	01	02	03	04	05	06	07	08	09	10	11
0364 TROY PCT 001	868	211	158	1	50	0	0	0	2	0	24.31
0365 TROY PCT 002	1256	207	110	0	93	0	1	0	3	0	16.48
0366 TROY PCT 003	819	177	111	0	66	0	0	0	0	0	21.61
0367 TROY PCT 004	458	175	122	0	51	0	0	0	2	0	38.21
0368 TROY PCT 005	436	114	76	0	34	0	0	0	4	0	26.15
0369 TROY PCT 006	523	108	66	0	41	0	1	0	0	0	20.65
0370 TROY PCT 007	858	176	90	0	84	0	1	0	1	0	20.51
0371 TROY PCT 008	1189	305	184	0	121	0	0	0	0	0	25.65
0372 TROY PCT 009	693	184	120	0	59	0	1	0	4	0	26.55
0373 TROY PCT 010	1330	192	122	1	68	0	1	0	0	0	14.44
0374 TROY PCT 011	1720	479	303	0	170	0	0	0	6	0	27.85
0375 TROY PCT 012	656	163	98	0	65	0	0	0	0	0	24.85
0376 TROY PCT 013	880	130	76	0	54	0	0	0	0	0	14.77
0377 TROY PCT 014	589	115	73	0	40	0	2	0	0	0	19.52
0378 TROY PCT 015	645	153	90	0	62	0	0	0	1	0	23.72
0379 TROY PCT 016	945	267	200	1	65	0	1	0	0	0	28.25
0380 TROY PCT 017	1449	145	85	0	60	0	0	0	0	0	10.01
0381 TROY PCT 018	979	269	171	0	91	0	2	0	5	0	27.48
0382 TROY PCT 019	910	217	145	0	70	0	0	0	2	0	23.85
0383 TROY PCT 020	1054	246	137	0	108	0	0	0	1	0	23.34
0384 TROY PCT 021	973	175	106	1	64	0	0	0	4	1	17.99
0385 TROY PCT 022	852	169	116	0	48	0	2	0	3	0	19.84
0386 TROY PCT 023	680	89	40	0	48	0	1	0	0	0	13.09
0387 TROY PCT 024	751	189	120	0	69	0	0	0	0	0	25.17
0388 TROY PCT 025	679	177	102	0	69	0	0	0	6	0	26.07
0389 TROY PCT 026	1321	130	65	0	63	0	1	0	1	0	9.84
0390 TROY PCT 027	839	139	74	0	65	0	0	0	0	0	16.57
0391 TROY PCT 028	1550	321	198	1	122	0	0	0	0	0	20.71
0392 TROY PCT 029	816	106	38	0	68	0	0	0	0	0	12.99
0393 TROY PCT 030	605	141	99	0	42	0	0	0	0	0	23.31
0394 WASHINGTON PCT 001	894	208	144	2	62	0	0	0	0	0	23.27
0395 WASHINGTON PCT 002	496	130	100	0	30	0	0	0	0	1	26.21
0396 WASHINGTON PCT 003	1003	233	181	1	50	0	1	0	0	0	23.23
0397 WASHINGTON PCT 004	1161	240	177	0	63	0	0	0	0	0	20.67
0398 WESLEY PCT 001	852	198	127	0	70	0	1	0	0	0	23.24
0399 WESLEY PCT 002	634	110	67	1	42	0	0	0	0	0	17.35
0400 WHEATLAND PCT 001	879	179	143	0	36	0	0	0	0	0	20.36
0401 WHEATLAND PCT 002	700	185	140	0	44	0	1	0	0	0	26.43
0402 WHEATLAND PCT 003	730	122	89	2	30	0	1	0	0	0	16.71
0403 WHEATLAND PCT 004	1056	259	177	0	81	1	0	0	0	0	24.53
0404 WHEATLAND PCT 005	871	203	148	0	55	0	0	0	0	0	23.31
0405 WHEATLAND PCT 006	930	177	126	1	50	0	0	0	0	0	19.03
0406 WHEATLAND PCT 007	948	193	126	0	67	0	0	0	0	0	20.36
0407 WHEATLAND PCT 008	899	143	99	1	42	0	1	0	0	1	15.91
0408 WHEATLAND PCT 009	874	186	129	0	57	0	0	0	0	0	21.28
0409 WHEATLAND PCT 010	1445	254	177	0	75	0	2	0	0	0	17.58
0410 WHEATLAND PCT 011	989	182	138	0	44	0	0	0	0	0	18.40
0411 WHEATLAND PCT 012	872	163	115	1	46	1	0	0	0	0	18.69
0412 WHEATLAND PCT 013	1042	166	109	0	56	1	0	0	0	0	15.93
0413 WHEATLAND PCT 014	746	175	123	1	49	1	1	0	0	0	23.46
0414 WHEATLAND PCT 015	563	91	65	0	26	0	0	0	0	0	16.16
0415 WHEATLAND PCT 016	831	180	117	0	60	0	3	0	0	0	21.66

	TOTAL	PERCENT		TOTAL	PERCENT
01 = REGISTERED VOTERS - TOTAL	360,651		07 = BALLOTS CAST - GREEN	252	.32
02 = BALLOTS CAST - TOTAL	78,185		08 = BALLOTS CAST - FEDERAL GREEN	10	.01
03 = BALLOTS CAST - REPUBLICAN	45,589	58.31	09 = BALLOTS CAST - NONPARTISAN	1,346	1.72
04 = BALLOTS CAST - FEDERAL REPUBLICAN	96	.12	10 = BALLOTS CAST - BLANK	20	.03
05 = BALLOTS CAST - DEMOCRATIC	30,787	39.38	11 = VOTER TURNOUT - TOTAL		21.68
06 = BALLOTS CAST - FEDERAL DEMOCRAT	105	.13			

(CONTINUED FROM PREVIOUS PAGE)

	01	02	03	04	05	06	07	08	09	10	11
0416 WHEATLAND PCT 017	701	.167	.129	.0	.36	.0	.2	.0	.0	.0	23.82
0417 WHEATLAND PCT 018	1853	.284	.197	.0	.86	.0	.1	.0	.0	.0	15.33
0418 WHEATLAND PCT 019	1268	.185	.102	.0	.82	.0	.1	.0	.0	.0	14.59
0419 WHEATLAND PCT 020	679	.121	.103	.0	.18	.0	.0	.0	.0	.0	17.82
0420 WHEATLAND PCT 021	886	.197	.162	.0	.35	.0	.0	.0	.0	.0	22.23
0421 WHEATLAND PCT 022	666	.77	.43	.2	.32	.0	.0	.0	.0	.0	11.56
0422 WHEATLAND PCT 023	888	.174	.117	.0	.56	.0	.1	.0	.0	.0	19.59
0423 WHEATLAND PCT 024	575	.155	.115	.0	.39	.0	.1	.0	.0	.0	26.96
0424 WHEATLAND PCT 025	1285	.188	.129	.0	.59	.0	.0	.0	.0	.0	14.63
0425 WHEATLAND PCT 026	688	.143	.121	.1	.21	.0	.0	.0	.0	.0	20.78
0426 WHEATLAND PCT 027	769	.159	.89	.0	.70	.0	.0	.0	.0	.0	20.68
0427 WHEATLAND PCT 028	1084	.181	.102	.1	.77	.0	.1	.0	.0	.0	16.70
0428 WHEATLAND PCT 029	901	.132	.78	.1	.52	.1	.0	.0	.0	.0	14.65
0429 WHEATLAND PCT 030	689	.93	.86	.0	.7	.0	.0	.0	.0	.0	13.50
0430 WHEATLAND PCT 031	803	.137	.96	.1	.40	.0	.0	.0	.0	.0	17.06
0431 WHEATLAND PCT 032	765	.117	.85	.0	.32	.0	.0	.0	.0	.0	15.29
0432 WHEATLAND PCT 033	673	.101	.74	.0	.27	.0	.0	.0	.0	.0	15.01
0433 WHEATLAND PCT 034	1719	.335	.220	.0	.115	.0	.0	.0	.0	.0	19.49
0434 WHEATLAND PCT 035	1365	.237	.164	.0	.73	.0	.0	.0	.0	.0	17.36
0435 WHEATLAND PCT 036	621	.119	.86	.0	.33	.0	.0	.0	.0	.0	19.16
0436 WHEATLAND PCT 037	1086	.125	.79	.2	.44	.0	.0	.0	.0	.0	11.51
0437 WHEATLAND PCT 038	768	.181	.130	.0	.51	.0	.0	.0	.0	.0	23.57
0438 WHEATLAND PCT 039	1020	.167	.118	.0	.49	.0	.0	.0	.0	.0	16.37
0439 WHEATLAND PCT 040	754	.128	.88	.1	.39	.0	.0	.0	.0	.0	16.98
0440 WILL PCT 001	1041	.362	.314	.1	.44	.0	.3	.0	.0	.0	34.77
0441 WILMINGTON PCT 001	423	.70	.36	.0	.34	.0	.0	.0	.0	.0	16.55
0442 WILMINGTON PCT 002	597	.114	.63	.1	.50	.0	.0	.0	.0	.0	19.10
0443 WILMINGTON PCT 003	1096	.221	.132	.0	.88	.0	.1	.0	.0	.0	20.16
0444 WILMINGTON PCT 004	646	.112	.69	.0	.43	.0	.0	.0	.0	.0	17.34
0445 WILMINGTON PCT 005	917	.181	.109	.0	.69	.2	.1	.0	.0	.0	19.74
0446 WILTON PCT 001	577	.196	.149	.1	.46	.0	.0	.0	.0	.1	33.97

**For City of Aurora details
 refer to that section of this book.**

UNITED STATES SENATOR

VOTES PERCENT

VOTES PERCENT

Vote for 1

- 01 = Donald (Don) Lowery
- 02 = Mark Steven Kirk
- 03 = Andy Martin

2,141 4.87
 25,608 58.20
 2,436 5.54

- 04 = Kathleen Thomas
- 05 = John Arrington
- 06 = Patrick J. Hughes

2,915 6.62
 1,139 2.59
 9,763 22.19

 01 02 03 04 05 06

0001 CHANNAHON PCT 001	4	38	4	12	2	15
0002 CHANNAHON PCT 002	6	42	2	5	1	13
0003 CHANNAHON PCT 003	6	54	5	3	2	16
0004 CHANNAHON PCT 004	13	68	10	10	5	29
0005 CHANNAHON PCT 005	5	52	9	4	4	11
0006 CHANNAHON PCT 006	3	61	6	7	0	14
0007 CHANNAHON PCT 007	4	61	4	5	3	22
0008 CHANNAHON PCT 008	5	68	2	9	3	32
0009 CHANNAHON PCT 009	8	45	3	6	1	13
0010 CRETE PCT 001	1	78	6	8	1	20
0011 CRETE PCT 002	5	40	8	12	7	17
0012 CRETE PCT 003	6	31	3	4	4	8
0013 CRETE PCT 004	6	32	4	2	3	12
0014 CRETE PCT 005	2	16	0	1	1	6
0015 CRETE PCT 006	0	44	3	6	2	16
0016 CRETE PCT 007	8	81	13	3	4	17
0017 CRETE PCT 008	7	88	15	2	5	32
0018 CRETE PCT 009	5	57	8	10	4	16
0019 CRETE PCT 010	4	75	15	6	12	19
0020 CRETE PCT 011	10	101	16	12	11	35
0021 CRETE PCT 012	4	28	4	1	1	5
0022 CRETE PCT 013	6	85	6	8	6	68
0023 CRETE PCT 014	2	53	7	6	1	17
0024 CRETE PCT 015	7	33	3	3	1	11
0025 CRETE PCT 016	10	76	3	12	3	14
0026 CRETE PCT 017	0	30	2	2	1	3
0027 CUSTER PCT 001	13	78	22	6	6	26
0028 DU PAGE PCT 001	4	57	7	10	1	17
0029 DU PAGE PCT 002	9	33	5	6	3	7
0030 DU PAGE PCT 003	3	44	6	8	0	12
0031 DU PAGE PCT 004	3	41	4	8	2	10
0032 DU PAGE PCT 005	4	34	6	4	2	8
0033 DU PAGE PCT 006	3	45	3	1	0	12
0034 DU PAGE PCT 007	5	50	7	6	1	13
0035 DU PAGE PCT 008	3	53	4	7	2	13
0036 DU PAGE PCT 009	6	18	2	1	1	4
0037 DU PAGE PCT 010	7	38	1	3	1	18
0038 DU PAGE PCT 011	6	62	2	5	2	8
0039 DU PAGE PCT 012	3	41	2	4	2	15
0040 DU PAGE PCT 013	2	54	3	6	3	28
0041 DU PAGE PCT 014	4	60	3	2	6	33
0042 DU PAGE PCT 015	3	24	2	5	2	9
0043 DU PAGE PCT 016	4	51	2	6	1	10
0044 DU PAGE PCT 017	6	54	2	7	12	16
0045 DU PAGE PCT 018	6	60	4	4	0	29
0046 DU PAGE PCT 019	2	34	4	5	4	16
0047 DU PAGE PCT 020	7	82	5	3	4	17
0048 DU PAGE PCT 021	12	65	9	14	2	26
0049 DU PAGE PCT 022	3	50	3	9	1	10
0050 DU PAGE PCT 023	3	43	6	4	2	10
0051 DU PAGE PCT 024	0	31	8	5	5	14
0052 DU PAGE PCT 025	6	36	1	12	2	6

**For City of Aurora details
 refer to that section of this book.**

UNITED STATES SENATOR

VOTES PERCENT

VOTES PERCENT

Vote for 1

- 01 = Donald (Don) Lowery
- 02 = Mark Steven Kirk
- 03 = Andy Martin

2,141 4.87
 25,608 58.20
 2,436 5.54

- 04 = Kathleen Thomas
- 05 = John Arrington
- 06 = Patrick J. Hughes

2,915 6.62
 1,139 2.59
 9,763 22.19

(CONTINUED FROM PREVIOUS PAGE)

	01	02	03	04	05	06
0053 DU PAGE PCT 026	5	29	4	3	1	9
0054 DU PAGE PCT 027	5	47	4	3	0	15
0055 DU PAGE PCT 028	5	44	4	4	2	15
0056 DU PAGE PCT 029	1	26	5	2	0	4
0057 DU PAGE PCT 030	1	107	3	5	6	30
0058 DU PAGE PCT 031	3	112	5	5	1	49
0059 DU PAGE PCT 032	7	82	4	13	3	21
0060 DU PAGE PCT 033	6	51	1	2	2	26
0061 DU PAGE PCT 034	4	60	5	4	2	14
0062 DU PAGE PCT 035	0	68	9	8	2	16
0063 DU PAGE PCT 036	7	69	5	3	1	29
0064 DU PAGE PCT 037	3	62	5	2	3	9
0065 DU PAGE PCT 038	2	21	2	1	0	4
0066 DU PAGE PCT 039	2	29	1	1	1	8
0067 DU PAGE PCT 040	6	51	3	5	1	11
0068 DU PAGE PCT 041	2	60	5	7	0	16
0069 DU PAGE PCT 042	3	45	5	4	4	19
0070 DU PAGE PCT 043	0	16	2	1	3	10
0071 DU PAGE PCT 044	8	183	10	21	5	27
0072 DU PAGE PCT 045	6	66	3	3	3	9
0073 DU PAGE PCT 046	1	32	4	2	1	5
0074 DU PAGE PCT 047	2	57	7	6	1	14
0075 DU PAGE PCT 048	3	42	0	7	3	11
0076 DU PAGE PCT 049	3	50	3	3	0	14
0077 DU PAGE PCT 050	0	7	1	3	0	0
0078 DU PAGE PCT 051	2	45	4	3	1	14
0079 DU PAGE PCT 052	1	56	3	5	4	32
0080 DU PAGE PCT 053	5	50	1	6	3	15
0081 DU PAGE PCT 054	2	19	0	0	1	8
0082 DU PAGE PCT 055	0	39	4	4	0	9
0083 DU PAGE PCT 056	1	39	10	5	3	12
0084 FLORENCE PCT 001	3	32	3	2	1	14
0085 FRANKFORT PCT 001	1	100	7	8	5	18
0086 FRANKFORT PCT 002	19	145	7	19	4	38
0087 FRANKFORT PCT 003	8	131	9	27	4	41
0088 FRANKFORT PCT 004	6	55	3	13	3	22
0089 FRANKFORT PCT 005	7	69	7	10	3	30
0090 FRANKFORT PCT 006	4	59	6	9	6	43
0091 FRANKFORT PCT 007	5	74	2	3	0	29
0092 FRANKFORT PCT 008	3	97	3	10	4	36
0093 FRANKFORT PCT 009	10	65	6	6	3	23
0094 FRANKFORT PCT 010	4	109	10	8	2	51
0095 FRANKFORT PCT 011	2	32	8	3	1	21
0096 FRANKFORT PCT 012	8	161	9	11	3	45
0097 FRANKFORT PCT 013	8	86	15	14	4	27
0098 FRANKFORT PCT 014	17	102	14	8	8	31
0099 FRANKFORT PCT 015	5	62	11	9	9	21
0100 FRANKFORT PCT 016	11	100	9	9	0	17
0101 FRANKFORT PCT 017	7	53	10	7	2	23
0102 FRANKFORT PCT 018	3	113	7	10	1	23
0103 FRANKFORT PCT 019	2	93	5	10	4	25
0104 FRANKFORT PCT 020	1	24	2	1	2	9
0105 FRANKFORT PCT 021	2	54	6	5	4	23

	VOTES	PERCENT		VOTES	PERCENT
UNITED STATES SENATOR					
Vote for 1					
01 = Donald (Don) Lowery	2,141	4.87	04 = Kathleen Thomas	2,915	6.62
02 = Mark Steven Kirk	25,608	58.20	05 = John Arrington	1,139	2.59
03 = Andy Martin	2,436	5.54	06 = Patrick J. Hughes	9,763	22.19

(CONTINUED FROM PREVIOUS PAGE)

	01	02	03	04	05	06
0106 FRANKFORT PCT 022	11	120	16	14	7	40
0107 FRANKFORT PCT 023	6	67	9	10	4	15
0108 FRANKFORT PCT 024	8	104	5	11	2	18
0109 FRANKFORT PCT 025	11	122	9	8	3	31
0110 FRANKFORT PCT 026	13	125	10	16	2	53
0111 FRANKFORT PCT 027	4	168	10	19	3	37
0112 FRANKFORT PCT 028	6	142	7	7	1	48
0113 FRANKFORT PCT 029	15	105	7	8	2	18
0114 FRANKFORT PCT 030	2	63	5	11	2	26
0115 FRANKFORT PCT 031	3	57	4	12	3	33
0116 FRANKFORT PCT 032	4	128	10	13	6	36
0117 FRANKFORT PCT 033	9	84	7	6	2	15
0118 FRANKFORT PCT 034	3	113	7	10	3	22
0119 FRANKFORT PCT 035	9	150	6	11	12	33
0120 FRANKFORT PCT 036	6	48	4	3	1	9
0121 FRANKFORT PCT 037	6	99	3	5	2	23
0122 FRANKFORT PCT 038	5	93	2	11	1	30
0123 FRANKFORT PCT 039	5	69	8	3	3	47
0124 FRANKFORT PCT 040	8	41	1	8	2	26
0125 FRANKFORT PCT 041	7	103	3	6	2	22
0126 FRANKFORT PCT 042	10	115	10	15	6	36
0127 GREEN GARDEN PCT 001	7	96	11	10	4	29
0128 GREEN GARDEN PCT 002	9	81	11	14	5	24
0129 GREEN GARDEN PCT 003	4	90	10	10	6	28
0130 HOMER PCT 001	2	53	4	6	1	27
0131 HOMER PCT 002	1	66	7	9	0	24
0132 HOMER PCT 003	7	71	8	9	3	45
0133 HOMER PCT 004	4	67	4	5	1	30
0134 HOMER PCT 005	3	81	7	6	2	38
0135 HOMER PCT 006	3	80	2	6	1	42
0136 HOMER PCT 007	6	83	13	10	6	50
0137 HOMER PCT 008	3	73	7	7	1	35
0138 HOMER PCT 009	5	75	8	11	3	30
0139 HOMER PCT 010	11	114	5	8	2	82
0140 HOMER PCT 011	7	101	8	16	2	36
0141 HOMER PCT 012	5	103	6	10	0	67
0142 HOMER PCT 013	7	90	12	9	6	54
0143 HOMER PCT 014	5	53	7	6	3	27
0144 HOMER PCT 015	7	83	10	10	5	34
0145 HOMER PCT 016	2	37	3	5	2	28
0146 HOMER PCT 017	4	86	3	4	5	44
0147 HOMER PCT 018	10	86	8	10	2	32
0148 HOMER PCT 019	5	68	10	9	1	46
0149 HOMER PCT 020	4	78	0	8	3	24
0150 HOMER PCT 021	4	98	5	14	6	101
0151 HOMER PCT 022	2	63	10	6	3	23
0152 HOMER PCT 023	10	57	7	4	2	29
0153 HOMER PCT 024	7	56	7	8	3	33
0154 HOMER PCT 025	6	49	2	1	2	17
0155 HOMER PCT 026	1	73	3	5	1	24
0156 HOMER PCT 027	4	46	4	10	4	28
0157 HOMER PCT 028	2	43	5	7	0	25
0158 JACKSON PCT 001	5	24	7	4	2	11

	VOTES	PERCENT		VOTES	PERCENT
UNITED STATES SENATOR					
Vote for 1					
01 = Donald (Don) Lowery	2,141	4.87	04 = Kathleen Thomas	2,915	6.62
02 = Mark Steven Kirk	25,608	58.20	05 = John Arrington	1,139	2.59
03 = Andy Martin	2,436	5.54	06 = Patrick J. Hughes	9,763	22.19

(CONTINUED FROM PREVIOUS PAGE)

	01	02	03	04	05	06
0159 JACKSON PCT 002	2	51	6	5	1	20
0160 JACKSON PCT 003	15	71	13	7	7	39
0161 JACKSON PCT 004	3	19	2	7	0	20
0162 JOLIET PCT 001	2	47	5	6	0	17
0163 JOLIET PCT 002	3	32	4	4	1	15
0164 JOLIET PCT 003	2	25	3	6	4	5
0165 JOLIET PCT 004	3	20	3	2	1	15
0166 JOLIET PCT 005	7	18	6	2	3	9
0167 JOLIET PCT 006	4	14	3	2	0	8
0168 JOLIET PCT 007	5	24	4	5	5	16
0169 JOLIET PCT 008	2	12	3	3	2	11
0170 JOLIET PCT 009	5	28	3	3	0	12
0171 JOLIET PCT 010	2	19	0	2	3	11
0172 JOLIET PCT 011	2	23	1	3	3	2
0173 JOLIET PCT 012	9	71	11	5	0	29
0174 JOLIET PCT 013	3	77	3	5	1	17
0175 JOLIET PCT 014	4	39	8	9	4	14
0176 JOLIET PCT 015	6	16	4	4	1	7
0177 JOLIET PCT 016	1	16	2	2	0	9
0178 JOLIET PCT 017	2	42	5	5	1	20
0179 JOLIET PCT 018	0	6	1	2	0	3
0180 JOLIET PCT 019	3	30	2	2	1	5
0181 JOLIET PCT 020	0	42	1	4	2	13
0182 JOLIET PCT 021	1	3	0	3	0	0
0183 JOLIET PCT 022	2	54	4	1	6	28
0184 JOLIET PCT 023	3	31	2	11	3	19
0185 JOLIET PCT 024	0	0	0	0	1	0
0186 JOLIET PCT 025	0	13	2	3	2	6
0187 JOLIET PCT 026	7	30	6	9	0	21
0188 JOLIET PCT 027	4	25	1	1	4	13
0189 JOLIET PCT 028	1	15	2	6	0	12
0190 JOLIET PCT 029	6	51	5	9	8	14
0191 JOLIET PCT 030	4	11	1	3	0	5
0192 JOLIET PCT 031	4	60	6	6	2	15
0193 JOLIET PCT 032	5	35	8	7	1	14
0194 JOLIET PCT 033	0	36	7	4	3	12
0195 JOLIET PCT 034	0	15	3	7	2	10
0196 JOLIET PCT 035	2	11	4	1	1	7
0197 JOLIET PCT 036	5	10	1	4	0	10
0198 JOLIET PCT 037	3	8	2	1	1	2
0199 JOLIET PCT 038	0	0	0	1	0	0
0200 JOLIET PCT 039	4	8	2	2	0	8
0201 JOLIET PCT 040	2	35	1	5	2	16
0202 JOLIET PCT 041	4	15	5	10	4	5
0203 JOLIET PCT 042	5	16	1	5	3	7
0204 JOLIET PCT 043	2	1	0	0	0	0
0205 JOLIET PCT 044	3	29	1	1	1	14
0206 JOLIET PCT 045	0	4	1	0	0	3
0207 JOLIET PCT 046	0	0	0	0	0	0
0208 JOLIET PCT 047	3	16	5	2	1	15
0209 JOLIET PCT 048	0	0	0	0	0	0
0210 JOLIET PCT 049	6	35	1	4	2	10
0211 JOLIET PCT 050	0	2	0	1	0	3

UNITED STATES SENATOR

Vote for 1

- 01 = Donald (Don) Lowery
- 02 = Mark Steven Kirk
- 03 = Andy Martin

VOTES PERCENT

VOTES PERCENT

- 04 = Kathleen Thomas
- 05 = John Arrington
- 06 = Patrick J. Hughes

2,141 4.87
 25,608 58.20
 2,436 5.54

2,915 6.62
 1,139 2.59
 9,763 22.19

(CONTINUED FROM PREVIOUS PAGE)

	01	02	03	04	05	06
0212 JOLIET PCT 051	2	19	4	3	3	5
0213 JOLIET PCT 052	0	5	2	1	0	6
0214 JOLIET PCT 053	3	14	0	4	0	4
0215 JOLIET PCT 054	4	21	1	4	1	12
0216 JOLIET PCT 055	2	21	1	4	1	6
0217 JOLIET PCT 056	4	20	3	2	2	12
0218 JOLIET PCT 057	1	3	1	2	1	6
0219 JOLIET PCT 058	0	2	0	1	0	0
0220 JOLIET PCT 059	6	61	2	11	3	16
0221 JOLIET PCT 060	3	4	0	2	0	1
0222 JOLIET PCT 061	0	2	3	1	0	1
0223 JOLIET PCT 062	0	4	0	0	0	0
0224 JOLIET PCT 063	6	13	2	3	1	12
0225 JOLIET PCT 064	0	3	1	0	0	1
0226 LOCKPORT PCT 001	1	39	2	4	0	11
0227 LOCKPORT PCT 002	3	31	5	4	1	16
0228 LOCKPORT PCT 003	2	38	5	7	1	27
0229 LOCKPORT PCT 004	1	30	7	3	5	11
0230 LOCKPORT PCT 005	1	17	6	5	0	7
0231 LOCKPORT PCT 006	0	11	0	0	2	4
0232 LOCKPORT PCT 007	0	3	0	0	0	2
0233 LOCKPORT PCT 008	5	47	1	5	3	14
0234 LOCKPORT PCT 009	6	110	8	18	2	35
0235 LOCKPORT PCT 010	0	40	3	3	2	13
0236 LOCKPORT PCT 011	4	23	2	9	4	10
0237 LOCKPORT PCT 012	8	57	6	5	1	19
0238 LOCKPORT PCT 013	5	34	2	8	3	8
0239 LOCKPORT PCT 014	6	53	10	7	1	42
0240 LOCKPORT PCT 015	3	59	8	13	7	26
0241 LOCKPORT PCT 016	3	51	6	7	0	11
0242 LOCKPORT PCT 017	4	29	6	7	5	10
0243 LOCKPORT PCT 018	2	42	2	4	1	13
0244 LOCKPORT PCT 019	5	39	7	7	5	20
0245 LOCKPORT PCT 020	4	51	8	9	2	27
0246 LOCKPORT PCT 021	0	40	5	5	2	7
0247 LOCKPORT PCT 022	6	63	6	6	5	15
0248 LOCKPORT PCT 023	5	41	6	7	5	10
0249 LOCKPORT PCT 024	3	36	4	4	1	14
0250 LOCKPORT PCT 025	4	60	13	10	7	28
0251 LOCKPORT PCT 026	1	30	2	2	1	7
0252 LOCKPORT PCT 027	13	119	10	11	4	37
0253 LOCKPORT PCT 028	6	44	9	10	2	39
0254 LOCKPORT PCT 029	6	31	5	4	3	11
0255 LOCKPORT PCT 030	13	172	7	27	7	45
0256 LOCKPORT PCT 031	2	22	2	2	4	6
0257 LOCKPORT PCT 032	1	20	1	0	2	8
0258 LOCKPORT PCT 033	4	48	6	5	5	13
0259 LOCKPORT PCT 034	2	45	5	4	0	13
0260 LOCKPORT PCT 035	6	172	9	16	1	28
0261 LOCKPORT PCT 036	30	341	21	18	6	51
0262 LOCKPORT PCT 037	4	21	4	0	1	11
0263 MANHATTAN PCT 001	9	64	9	5	1	26
0264 MANHATTAN PCT 002	5	93	12	14	2	45

	VOTES	PERCENT		VOTES	PERCENT
UNITED STATES SENATOR					
Vote for 1					
01 = Donald (Don) Lowery	2,141	4.87	04 = Kathleen Thomas	2,915	6.62
02 = Mark Steven Kirk	25,608	58.20	05 = John Arrington	1,139	2.59
03 = Andy Martin	2,436	5.54	06 = Patrick J. Hughes	9,763	22.19

(CONTINUED FROM PREVIOUS PAGE)

	01	02	03	04	05	06
0265 MANHATTAN PCT 003	7	71	7	6	2	13
0266 MANHATTAN PCT 004	10	78	12	12	5	42
0267 MANHATTAN PCT 005	7	119	15	14	2	39
0268 MONEE PCT 001	11	46	5	5	0	22
0269 MONEE PCT 002	4	14	6	1	1	2
0270 MONEE PCT 003	4	56	4	4	6	9
0271 MONEE PCT 004	6	26	4	3	1	5
0272 MONEE PCT 005	2	10	4	0	1	2
0273 MONEE PCT 006	0	6	1	0	0	6
0274 MONEE PCT 007	0	2	1	0	0	0
0275 MONEE PCT 008	0	0	0	2	0	0
0276 MONEE PCT 009	8	80	17	11	0	40
0277 MONEE PCT 010	6	74	3	10	2	19
0278 MONEE PCT 011	2	0	1	0	1	0
0279 MONEE PCT 012	8	32	6	4	2	13
0280 NEW LENOX PCT 001	3	25	3	3	0	21
0281 NEW LENOX PCT 002	9	72	8	10	4	38
0282 NEW LENOX PCT 003	5	84	12	7	2	51
0283 NEW LENOX PCT 004	13	88	10	12	6	46
0284 NEW LENOX PCT 005	12	88	9	8	4	46
0285 NEW LENOX PCT 006	7	62	9	7	4	33
0286 NEW LENOX PCT 007	4	90	14	9	5	53
0287 NEW LENOX PCT 008	8	53	9	3	5	26
0288 NEW LENOX PCT 009	9	57	8	6	6	42
0289 NEW LENOX PCT 010	7	87	7	15	2	35
0290 NEW LENOX PCT 011	8	92	4	7	6	44
0291 NEW LENOX PCT 012	8	159	14	11	7	56
0292 NEW LENOX PCT 013	14	94	13	9	3	35
0293 NEW LENOX PCT 014	4	39	5	7	3	34
0294 NEW LENOX PCT 015	8	53	5	9	2	14
0295 NEW LENOX PCT 016	8	52	3	1	0	18
0296 NEW LENOX PCT 017	5	31	8	7	1	22
0297 NEW LENOX PCT 018	8	53	7	7	0	22
0298 NEW LENOX PCT 019	2	66	4	6	2	23
0299 NEW LENOX PCT 020	14	73	8	10	2	43
0300 NEW LENOX PCT 021	3	38	7	6	6	24
0301 NEW LENOX PCT 022	2	104	9	10	5	54
0302 NEW LENOX PCT 023	7	50	12	6	8	27
0303 NEW LENOX PCT 024	8	121	18	14	5	34
0304 NEW LENOX PCT 025	15	71	6	7	2	18
0305 NEW LENOX PCT 026	1	69	5	6	4	15
0306 NEW LENOX PCT 027	3	47	5	3	1	27
0307 NEW LENOX PCT 028	2	64	13	7	4	42
0308 NEW LENOX PCT 029	1	50	3	6	0	24
0309 NEW LENOX PCT 030	3	64	6	1	3	18
0310 PEOTONE PCT 001	27	118	22	22	7	49
0311 PEOTONE PCT 002	12	139	18	20	8	45
0312 PEOTONE PCT 003	14	94	7	12	6	28
0313 PLAINFIELD PCT 001	4	87	7	10	4	37
0314 PLAINFIELD PCT 002	7	47	5	4	0	25
0315 PLAINFIELD PCT 003	6	50	7	8	5	25
0316 PLAINFIELD PCT 004	5	52	8	14	2	27
0317 PLAINFIELD PCT 005	14	43	2	9	0	25

UNITED STATES SENATOR

Vote for 1

- 01 = Donald (Don) Lowery
- 02 = Mark Steven Kirk
- 03 = Andy Martin

VOTES PERCENT

VOTES PERCENT

- 04 = Kathleen Thomas
- 05 = John Arrington
- 06 = Patrick J. Hughes

2,141 4.87
 25,608 58.20
 2,436 5.54

2,915 6.62
 1,139 2.59
 9,763 22.19

(CONTINUED FROM PREVIOUS PAGE)

	01	02	03	04	05	06
0318 PLAINFIELD PCT 006	7	63	2	7	1	33
0319 PLAINFIELD PCT 007	3	72	5	5	3	26
0320 PLAINFIELD PCT 008	8	106	9	19	5	74
0321 PLAINFIELD PCT 009	11	59	8	9	1	44
0322 PLAINFIELD PCT 010	1	49	1	3	0	23
0323 PLAINFIELD PCT 011	5	55	6	10	5	31
0324 PLAINFIELD PCT 012	8	33	3	9	0	22
0325 PLAINFIELD PCT 013	2	49	3	2	3	20
0326 PLAINFIELD PCT 014	7	72	4	10	12	36
0327 PLAINFIELD PCT 015	7	51	6	7	4	15
0328 PLAINFIELD PCT 016	9	74	5	11	2	23
0329 PLAINFIELD PCT 017	3	18	0	3	0	4
0330 PLAINFIELD PCT 018	3	32	3	6	1	11
0331 PLAINFIELD PCT 019	3	47	8	8	3	22
0332 PLAINFIELD PCT 020	4	18	4	6	2	24
0333 PLAINFIELD PCT 021	1	32	6	3	3	6
0334 PLAINFIELD PCT 022	10	65	8	8	4	36
0335 PLAINFIELD PCT 023	2	21	2	3	1	18
0336 PLAINFIELD PCT 024	1	34	0	6	0	21
0337 PLAINFIELD PCT 025	3	45	0	2	3	21
0338 PLAINFIELD PCT 026	3	55	5	5	5	34
0339 PLAINFIELD PCT 027	3	34	7	11	4	38
0340 PLAINFIELD PCT 028	3	61	5	14	1	39
0341 PLAINFIELD PCT 029	1	13	4	2	0	6
0342 PLAINFIELD PCT 030	0	21	2	0	1	3
0343 PLAINFIELD PCT 031	6	52	3	8	1	11
0344 PLAINFIELD PCT 032	1	53	5	9	4	28
0345 PLAINFIELD PCT 033	1	37	4	6	4	16
0346 PLAINFIELD PCT 034	0	15	1	2	3	13
0347 PLAINFIELD PCT 035	10	84	5	16	2	65
0348 PLAINFIELD PCT 036	2	44	5	7	0	13
0349 PLAINFIELD PCT 037	8	30	3	2	3	16
0350 PLAINFIELD PCT 038	1	87	5	10	1	32
0351 PLAINFIELD PCT 039	3	56	6	7	6	26
0352 PLAINFIELD PCT 040	8	49	1	2	0	38
0353 PLAINFIELD PCT 041	2	40	8	5	1	26
0354 PLAINFIELD PCT 042	0	16	4	4	2	9
0355 PLAINFIELD PCT 043	3	39	2	1	2	16
0356 PLAINFIELD PCT 044	2	36	6	0	0	15
0357 PLAINFIELD PCT 045	6	50	6	9	2	29
0358 PLAINFIELD PCT 046	1	36	2	3	0	24
0359 REED PCT 001	9	47	8	16	7	20
0360 REED PCT 002	5	33	2	4	0	18
0361 REED PCT 003	1	16	3	3	4	13
0362 REED PCT 004	3	29	7	8	2	20
0363 REED PCT 005	5	73	6	5	1	25
0364 TROY PCT 001	2	76	11	11	3	48
0365 TROY PCT 002	11	49	7	10	2	28
0366 TROY PCT 003	1	53	4	4	2	41
0367 TROY PCT 004	3	86	4	6	0	16
0368 TROY PCT 005	10	33	1	4	2	20
0369 TROY PCT 006	1	39	6	2	5	12
0370 TROY PCT 007	8	56	4	5	1	16

UNITED STATES SENATOR

VOTES PERCENT

VOTES PERCENT

Vote for 1

- 01 = Donald (Don) Lowery
- 02 = Mark Steven Kirk
- 03 = Andy Martin

2,141 4.87
 25,608 58.20
 2,436 5.54

- 04 = Kathleen Thomas
- 05 = John Arrington
- 06 = Patrick J. Hughes

2,915 6.62
 1,139 2.59
 9,763 22.19

(CONTINUED FROM PREVIOUS PAGE)

 01 02 03 04 05 06

0371 TROY PCT 008	5	100	12	19	0	41
0372 TROY PCT 009	5	69	13	7	1	25
0373 TROY PCT 010	9	65	14	5	5	21
0374 TROY PCT 011	13	171	19	27	2	60
0375 TROY PCT 012	4	53	6	6	2	24
0376 TROY PCT 013	7	36	5	7	4	16
0377 TROY PCT 014	8	37	6	7	0	12
0378 TROY PCT 015	5	45	7	8	5	17
0379 TROY PCT 016	5	124	3	9	2	47
0380 TROY PCT 017	2	40	10	8	2	21
0381 TROY PCT 018	7	113	9	7	4	25
0382 TROY PCT 019	2	85	8	10	2	34
0383 TROY PCT 020	13	76	6	9	5	17
0384 TROY PCT 021	3	51	10	6	6	27
0385 TROY PCT 022	7	57	10	10	1	31
0386 TROY PCT 023	2	15	2	3	1	14
0387 TROY PCT 024	0	72	6	6	6	23
0388 TROY PCT 025	4	69	3	7	1	14
0389 TROY PCT 026	3	30	3	5	2	21
0390 TROY PCT 027	2	53	3	2	0	10
0391 TROY PCT 028	13	110	9	7	2	52
0392 TROY PCT 029	8	17	1	1	2	9
0393 TROY PCT 030	7	52	7	5	2	20
0394 WASHINGTON PCT 001	8	95	6	6	4	22
0395 WASHINGTON PCT 002	4	54	4	3	3	28
0396 WASHINGTON PCT 003	7	92	10	20	9	33
0397 WASHINGTON PCT 004	15	99	13	8	3	31
0398 WESLEY PCT 001	7	65	6	7	4	33
0399 WESLEY PCT 002	3	39	5	6	1	12
0400 WHEATLAND PCT 001	5	97	11	4	1	19
0401 WHEATLAND PCT 002	3	84	7	9	7	29
0402 WHEATLAND PCT 003	6	59	2	4	1	17
0403 WHEATLAND PCT 004	6	114	7	12	2	35
0404 WHEATLAND PCT 005	3	104	10	9	2	17
0405 WHEATLAND PCT 006	5	73	4	7	4	34
0406 WHEATLAND PCT 007	3	58	5	6	3	50
0407 WHEATLAND PCT 008	1	64	5	7	2	21
0408 WHEATLAND PCT 009	2	90	3	8	2	18
0409 WHEATLAND PCT 010	9	114	5	8	5	30
0410 WHEATLAND PCT 011	2	88	1	14	2	27
0411 WHEATLAND PCT 012	4	75	0	7	2	25
0412 WHEATLAND PCT 013	4	70	4	4	2	24
0413 WHEATLAND PCT 014	3	64	5	6	3	40
0414 WHEATLAND PCT 015	1	47	0	1	3	11
0415 WHEATLAND PCT 016	5	74	1	3	2	26
0416 WHEATLAND PCT 017	3	78	8	11	3	22
0417 WHEATLAND PCT 018	3	115	12	13	5	44
0418 WHEATLAND PCT 019	1	66	4	8	4	17
0419 WHEATLAND PCT 020	2	69	3	5	2	20
0420 WHEATLAND PCT 021	3	117	0	14	3	21
0421 WHEATLAND PCT 022	1	20	2	4	2	14
0422 WHEATLAND PCT 023	2	71	5	9	4	23
0423 WHEATLAND PCT 024	8	67	5	4	0	27

	VOTES	PERCENT		VOTES	PERCENT
UNITED STATES SENATOR					
Vote for 1					
01 = Donald (Don) Lowery	2,141	4.87	04 = Kathleen Thomas	2,915	6.62
02 = Mark Steven Kirk	25,608	58.20	05 = John Arrington	1,139	2.59
03 = Andy Martin	2,436	5.54	06 = Patrick J. Hughes	9,763	22.19

(CONTINUED FROM PREVIOUS PAGE)

	01	02	03	04	05	06
0424 WHEATLAND PCT 025	6	77	7	6	2	28
0425 WHEATLAND PCT 026	2	97	3	4	0	15
0426 WHEATLAND PCT 027	1	59	6	3	4	14
0427 WHEATLAND PCT 028	4	58	1	5	5	25
0428 WHEATLAND PCT 029	3	48	2	5	0	17
0429 WHEATLAND PCT 030	2	54	2	5	1	19
0430 WHEATLAND PCT 031	3	66	4	7	0	15
0431 WHEATLAND PCT 032	1	49	7	3	2	19
0432 WHEATLAND PCT 033	2	40	0	5	2	23
0433 WHEATLAND PCT 034	4	152	8	11	3	33
0434 WHEATLAND PCT 035	4	100	9	5	7	35
0435 WHEATLAND PCT 036	2	54	3	1	2	20
0436 WHEATLAND PCT 037	4	49	4	5	4	14
0437 WHEATLAND PCT 038	4	92	7	5	2	14
0438 WHEATLAND PCT 039	2	62	3	6	7	38
0439 WHEATLAND PCT 040	4	55	3	7	1	18
0440 WILL PCT 001	21	157	32	20	8	50
0441 WILMINGTON PCT 001	5	21	1	3	2	4
0442 WILMINGTON PCT 002	6	31	3	5	3	14
0443 WILMINGTON PCT 003	2	72	9	12	2	31
0444 WILMINGTON PCT 004	3	42	4	5	1	13
0445 WILMINGTON PCT 005	13	53	5	8	2	26
0446 WILTON PCT 001	10	61	11	10	7	39



Nancy Schultz Voots

W I L L C O U N T Y C L E R K



Republican Party

**STATE OF
ILLINOIS
SUMMARY**

	VOTES	PERCENT		VOTES	PERCENT
GOVERNOR					
Vote for 1					
01 = Kirk W. Dillard	8,877	19.70			
02 = Bill Brady	3,042	6.75	05 = Dan Proft	6,677	14.82
03 = Robert J. "Bob" Schillerstrom	382	.85	06 = Jim Ryan	8,069	17.91
04 = Adam Andrzejewski	7,722	17.14	07 = Andy McKenna	10,287	22.83

	01	02	03	04	05	06	07
0001 CHANNAHON PCT 001	17	8	1	11	9	17	10
0002 CHANNAHON PCT 002	17	8	0	10	9	13	17
0003 CHANNAHON PCT 003	21	6	0	12	13	8	26
0004 CHANNAHON PCT 004	25	12	1	28	22	24	26
0005 CHANNAHON PCT 005	14	11	0	24	9	14	18
0006 CHANNAHON PCT 006	11	4	0	21	12	20	26
0007 CHANNAHON PCT 007	19	9	0	13	23	21	17
0008 CHANNAHON PCT 008	15	11	1	29	18	26	22
0009 CHANNAHON PCT 009	9	11	1	14	12	12	20
0010 CRETE PCT 001	21	7	1	14	18	15	42
0011 CRETE PCT 002	13	3	1	21	16	18	20
0012 CRETE PCT 003	12	4	0	8	8	10	16
0013 CRETE PCT 004	8	2	0	10	2	18	19
0014 CRETE PCT 005	8	2	0	2	4	5	6
0015 CRETE PCT 006	9	4	0	9	14	19	18
0016 CRETE PCT 007	20	5	0	26	26	27	28
0017 CRETE PCT 008	25	16	2	26	33	21	33
0018 CRETE PCT 009	17	5	1	12	13	23	29
0019 CRETE PCT 010	27	8	0	19	20	24	35
0020 CRETE PCT 011	23	17	4	28	33	32	54
0021 CRETE PCT 012	7	2	0	12	6	5	12
0022 CRETE PCT 013	25	4	1	64	29	19	37
0023 CRETE PCT 014	19	5	0	10	15	12	27
0024 CRETE PCT 015	2	5	1	9	13	13	14
0025 CRETE PCT 016	24	8	0	15	18	20	36
0026 CRETE PCT 017	7	5	0	3	4	5	15
0027 CUSTER PCT 001	24	16	0	25	49	24	17
0028 DU PAGE PCT 001	12	7	3	16	10	21	29
0029 DU PAGE PCT 002	19	6	0	12	4	10	12
0030 DU PAGE PCT 003	18	3	2	8	6	21	18
0031 DU PAGE PCT 004	14	3	2	13	5	14	18
0032 DU PAGE PCT 005	21	2	1	3	0	18	12
0033 DU PAGE PCT 006	29	1	1	9	3	12	9
0034 DU PAGE PCT 007	33	6	0	7	4	13	20
0035 DU PAGE PCT 008	35	3	2	12	7	8	15
0036 DU PAGE PCT 009	13	3	0	9	2	5	1
0037 DU PAGE PCT 010	27	2	3	15	3	8	11
0038 DU PAGE PCT 011	35	0	0	13	7	15	16
0039 DU PAGE PCT 012	30	2	1	11	3	15	5
0040 DU PAGE PCT 013	31	6	0	11	16	15	17
0041 DU PAGE PCT 014	44	5	1	10	13	17	19
0042 DU PAGE PCT 015	14	5	0	9	4	7	5
0043 DU PAGE PCT 016	22	2	0	9	8	13	22
0044 DU PAGE PCT 017	39	3	1	18	5	11	21
0045 DU PAGE PCT 018	28	7	0	17	15	9	25
0046 DU PAGE PCT 019	27	5	0	8	7	12	8
0047 DU PAGE PCT 020	35	12	0	17	12	15	28
0048 DU PAGE PCT 021	24	10	3	15	14	33	32
0049 DU PAGE PCT 022	17	2	3	9	8	21	16
0050 DU PAGE PCT 023	25	1	0	11	8	8	16
0051 DU PAGE PCT 024	19	2	0	13	5	15	10
0052 DU PAGE PCT 025	27	4	0	4	2	12	14

**For City of Aurora details
 refer to that section of this book.**

	VOTES	PERCENT		VOTES	PERCENT
GOVERNOR					
Vote for 1					
01 = Kirk W. Dillard	8,877	19.70			
02 = Bill Brady	3,042	6.75	05 = Dan Proft	6,677	14.82
03 = Robert J. "Bob" Schillerstrom	382	.85	06 = Jim Ryan	8,069	17.91
04 = Adam Andrzejewski	7,722	17.14	07 = Andy McKenna	10,287	22.83

(CONTINUED FROM PREVIOUS PAGE)

	01	02	03	04	05	06	07
0053 DU PAGE PCT 026	19	4	0	10	4	4	9
0054 DU PAGE PCT 027	20	9	0	8	10	11	16
0055 DU PAGE PCT 028	27	2	1	15	10	9	12
0056 DU PAGE PCT 029	14	0	0	12	0	7	7
0057 DU PAGE PCT 030	38	8	1	16	20	34	38
0058 DU PAGE PCT 031	46	9	3	12	8	35	63
0059 DU PAGE PCT 032	36	8	4	15	11	21	35
0060 DU PAGE PCT 033	27	11	1	12	10	11	15
0061 DU PAGE PCT 034	25	0	3	12	8	26	16
0062 DU PAGE PCT 035	51	2	1	11	10	13	17
0063 DU PAGE PCT 036	28	7	1	18	6	26	29
0064 DU PAGE PCT 037	18	3	1	13	13	19	23
0065 DU PAGE PCT 038	6	1	0	6	2	9	8
0066 DU PAGE PCT 039	15	4	1	6	3	7	6
0067 DU PAGE PCT 040	19	6	0	19	3	16	17
0068 DU PAGE PCT 041	29	5	2	10	10	17	17
0069 DU PAGE PCT 042	16	9	2	12	9	13	19
0070 DU PAGE PCT 043	6	3	1	3	6	6	8
0071 DU PAGE PCT 044	47	11	1	36	21	52	88
0072 DU PAGE PCT 045	25	4	0	18	4	12	29
0073 DU PAGE PCT 046	9	1	2	8	3	13	8
0074 DU PAGE PCT 047	26	5	0	15	9	17	20
0075 DU PAGE PCT 048	11	2	2	14	8	16	14
0076 DU PAGE PCT 049	27	1	2	8	11	12	14
0077 DU PAGE PCT 050	6	1	0	0	1	3	0
0078 DU PAGE PCT 051	30	1	1	10	4	9	15
0079 DU PAGE PCT 052	17	4	1	13	11	26	30
0080 DU PAGE PCT 053	22	7	0	11	9	10	19
0081 DU PAGE PCT 054	11	2	0	0	1	6	11
0082 DU PAGE PCT 055	16	4	1	9	8	7	10
0083 DU PAGE PCT 056	25	4	0	13	3	11	16
0084 FLORENCE PCT 001	17	5	0	2	14	12	9
0085 FRANKFORT PCT 001	26	4	1	18	26	18	49
0086 FRANKFORT PCT 002	36	35	1	29	31	59	56
0087 FRANKFORT PCT 003	39	19	1	25	38	43	62
0088 FRANKFORT PCT 004	27	18	2	6	19	17	18
0089 FRANKFORT PCT 005	21	3	2	18	32	23	29
0090 FRANKFORT PCT 006	13	11	1	17	42	25	22
0091 FRANKFORT PCT 007	24	6	0	17	25	20	24
0092 FRANKFORT PCT 008	31	2	0	23	31	21	48
0093 FRANKFORT PCT 009	13	8	0	27	13	25	29
0094 FRANKFORT PCT 010	36	16	0	32	30	34	43
0095 FRANKFORT PCT 011	16	9	1	7	6	10	20
0096 FRANKFORT PCT 012	55	25	0	36	24	36	69
0097 FRANKFORT PCT 013	24	3	0	36	23	20	56
0098 FRANKFORT PCT 014	31	16	1	24	38	39	36
0099 FRANKFORT PCT 015	14	5	0	33	11	31	27
0100 FRANKFORT PCT 016	38	7	2	15	15	32	43
0101 FRANKFORT PCT 017	15	7	2	23	21	20	18
0102 FRANKFORT PCT 018	31	6	1	24	25	24	50
0103 FRANKFORT PCT 019	23	11	1	25	14	33	35
0104 FRANKFORT PCT 020	12	2	0	11	7	3	5

	VOTES	PERCENT		VOTES	PERCENT
GOVERNOR					
Vote for 1					
01 = Kirk W. Dillard	8,877	19.70			
02 = Bill Brady	3,042	6.75	05 = Dan Proft	6,677	14.82
03 = Robert J. "Bob" Schillerstrom	382	.85	06 = Jim Ryan	8,069	17.91
04 = Adam Andrzejewski	7,722	17.14	07 = Andy McKenna	10,287	22.83

(CONTINUED FROM PREVIOUS PAGE)

	01	02	03	04	05	06	07
0105 FRANKFORT PCT 021	18	4	3	25	13	18	15
0106 FRANKFORT PCT 022	40	17	1	23	33	54	43
0107 FRANKFORT PCT 023	13	4	0	27	22	14	31
0108 FRANKFORT PCT 024	29	13	0	10	12	40	45
0109 FRANKFORT PCT 025	33	12	1	22	45	30	44
0110 FRANKFORT PCT 026	47	19	1	20	47	40	54
0111 FRANKFORT PCT 027	49	10	3	39	29	53	67
0112 FRANKFORT PCT 028	49	7	0	25	43	44	50
0113 FRANKFORT PCT 029	36	6	0	32	22	28	35
0114 FRANKFORT PCT 030	23	9	0	15	19	16	29
0115 FRANKFORT PCT 031	13	7	1	14	26	19	36
0116 FRANKFORT PCT 032	42	6	1	23	33	37	59
0117 FRANKFORT PCT 033	24	8	1	19	18	27	28
0118 FRANKFORT PCT 034	28	3	2	26	20	35	57
0119 FRANKFORT PCT 035	52	14	4	21	23	48	67
0120 FRANKFORT PCT 036	11	3	0	14	13	8	23
0121 FRANKFORT PCT 037	36	3	0	26	12	29	32
0122 FRANKFORT PCT 038	29	7	1	22	27	30	36
0123 FRANKFORT PCT 039	14	5	0	26	34	29	29
0124 FRANKFORT PCT 040	19	5	0	19	13	13	21
0125 FRANKFORT PCT 041	25	5	0	21	23	29	41
0126 FRANKFORT PCT 042	26	13	1	29	41	39	47
0127 GREEN GARDEN PCT 001	32	2	0	29	27	29	47
0128 GREEN GARDEN PCT 002	25	8	0	29	17	33	35
0129 GREEN GARDEN PCT 003	32	13	0	23	20	22	41
0130 HOMER PCT 001	15	1	0	10	16	24	29
0131 HOMER PCT 002	22	4	2	24	21	21	17
0132 HOMER PCT 003	27	5	3	27	34	20	32
0133 HOMER PCT 004	24	6	1	14	25	11	32
0134 HOMER PCT 005	26	9	1	22	28	22	32
0135 HOMER PCT 006	28	7	0	18	25	18	40
0136 HOMER PCT 007	27	6	0	30	41	25	39
0137 HOMER PCT 008	16	3	1	25	33	20	30
0138 HOMER PCT 009	19	8	2	27	28	12	36
0139 HOMER PCT 010	28	10	0	46	76	29	40
0140 HOMER PCT 011	38	12	0	19	34	27	43
0141 HOMER PCT 012	29	13	1	22	59	37	35
0142 HOMER PCT 013	30	10	0	19	46	26	49
0143 HOMER PCT 014	12	9	1	18	24	14	22
0144 HOMER PCT 015	29	4	3	24	23	35	33
0145 HOMER PCT 016	12	2	1	4	20	13	25
0146 HOMER PCT 017	18	9	0	30	23	20	49
0147 HOMER PCT 018	27	4	0	28	33	29	30
0148 HOMER PCT 019	29	8	0	18	53	22	18
0149 HOMER PCT 020	21	8	0	14	18	22	37
0150 HOMER PCT 021	43	12	1	21	94	32	33
0151 HOMER PCT 022	23	9	1	12	16	21	28
0152 HOMER PCT 023	14	4	1	21	37	19	15
0153 HOMER PCT 024	24	10	1	17	20	19	25
0154 HOMER PCT 025	17	4	2	16	17	12	11
0155 HOMER PCT 026	19	1	1	15	26	23	25
0156 HOMER PCT 027	23	6	0	15	21	7	28

	VOTES	PERCENT		VOTES	PERCENT
GOVERNOR					
Vote for 1					
01 = Kirk W. Dillard	8,877	19.70			
02 = Bill Brady	3,042	6.75	05 = Dan Proft	6,677	14.82
03 = Robert J. "Bob" Schillerstrom	382	.85	06 = Jim Ryan	8,069	17.91
04 = Adam Andrzejewski	7,722	17.14	07 = Andy McKenna	10,287	22.83

(CONTINUED FROM PREVIOUS PAGE)

	01	02	03	04	05	06	07
0157 HOMER PCT 028	13	5	0	10	14	18	22
0158 JACKSON PCT 001	9	7	1	6	9	8	16
0159 JACKSON PCT 002	10	4	0	16	32	18	9
0160 JACKSON PCT 003	29	13	1	25	30	34	26
0161 JACKSON PCT 004	11	4	0	5	13	17	5
0162 JOLIET PCT 001	13	4	0	20	9	16	14
0163 JOLIET PCT 002	12	4	0	8	8	17	12
0164 JOLIET PCT 003	11	2	1	10	6	3	12
0165 JOLIET PCT 004	8	6	1	8	9	2	10
0166 JOLIET PCT 005	6	4	0	8	5	10	12
0167 JOLIET PCT 006	8	0	1	5	8	5	5
0168 JOLIET PCT 007	12	8	0	6	6	18	11
0169 JOLIET PCT 008	9	2	1	12	5	2	3
0170 JOLIET PCT 009	10	4	1	8	5	9	14
0171 JOLIET PCT 010	5	6	0	5	6	6	9
0172 JOLIET PCT 011	4	2	0	8	2	10	10
0173 JOLIET PCT 012	47	5	0	24	13	23	16
0174 JOLIET PCT 013	25	9	1	10	14	27	25
0175 JOLIET PCT 014	17	10	1	12	11	17	13
0176 JOLIET PCT 015	9	2	0	5	4	12	7
0177 JOLIET PCT 016	8	2	0	5	7	5	5
0178 JOLIET PCT 017	15	7	1	13	4	17	20
0179 JOLIET PCT 018	0	2	0	3	2	3	3
0180 JOLIET PCT 019	14	5	1	4	5	9	6
0181 JOLIET PCT 020	12	3	0	9	8	17	18
0182 JOLIET PCT 021	2	1	1	1	0	1	1
0183 JOLIET PCT 022	17	8	0	25	9	16	25
0184 JOLIET PCT 023	10	8	2	17	12	9	11
0185 JOLIET PCT 024	0	1	0	0	0	0	0
0186 JOLIET PCT 025	3	3	0	4	8	4	3
0187 JOLIET PCT 026	15	4	0	12	10	10	23
0188 JOLIET PCT 027	6	7	0	8	5	7	15
0189 JOLIET PCT 028	7	1	0	4	5	10	8
0190 JOLIET PCT 029	22	6	0	20	9	19	19
0191 JOLIET PCT 030	3	2	0	7	2	4	6
0192 JOLIET PCT 031	13	3	0	9	21	24	29
0193 JOLIET PCT 032	8	6	0	15	7	14	20
0194 JOLIET PCT 033	18	1	0	9	9	9	17
0195 JOLIET PCT 034	4	0	0	7	6	6	13
0196 JOLIET PCT 035	0	1	1	9	1	9	4
0197 JOLIET PCT 036	3	5	1	3	4	10	5
0198 JOLIET PCT 037	2	1	1	2	4	4	5
0199 JOLIET PCT 038	0	0	0	0	1	0	0
0200 JOLIET PCT 039	7	1	0	5	4	3	4
0201 JOLIET PCT 040	13	8	2	11	6	8	15
0202 JOLIET PCT 041	8	7	1	6	2	9	10
0203 JOLIET PCT 042	3	2	0	9	5	7	10
0204 JOLIET PCT 043	0	0	0	0	2	1	0
0205 JOLIET PCT 044	6	7	0	8	11	5	14
0206 JOLIET PCT 045	3	0	0	1	1	0	3
0207 JOLIET PCT 046	0	0	0	0	0	0	0
0208 JOLIET PCT 047	8	7	0	5	6	10	6

	VOTES	PERCENT		VOTES	PERCENT
GOVERNOR					
Vote for 1					
01 = Kirk W. Dillard	8,877	19.70			
02 = Bill Brady	3,042	6.75	05 = Dan Profft	6,677	14.82
03 = Robert J. "Bob" Schillerstrom	382	.85	06 = Jim Ryan	8,069	17.91
04 = Adam Andrzejewski	7,722	17.14	07 = Andy McKenna	10,287	22.83

(CONTINUED FROM PREVIOUS PAGE)

	01	02	03	04	05	06	07
0209 JOLIET PCT 048	0	0	0	0	0	0	0
0210 JOLIET PCT 049	20	2	0	14	3	9	8
0211 JOLIET PCT 050	1	0	0	0	2	2	1
0212 JOLIET PCT 051	7	4	1	9	3	2	10
0213 JOLIET PCT 052	0	1	0	2	4	7	0
0214 JOLIET PCT 053	8	2	0	5	4	3	3
0215 JOLIET PCT 054	10	1	0	3	7	7	15
0216 JOLIET PCT 055	6	4	0	5	7	5	8
0217 JOLIET PCT 056	7	3	2	11	3	12	5
0218 JOLIET PCT 057	2	2	0	0	5	3	2
0219 JOLIET PCT 058	1	0	1	1	0	0	0
0220 JOLIET PCT 059	20	5	2	10	13	23	29
0221 JOLIET PCT 060	0	2	0	1	0	2	5
0222 JOLIET PCT 061	3	0	0	2	0	1	1
0223 JOLIET PCT 062	1	0	0	2	0	0	1
0224 JOLIET PCT 063	5	3	2	9	6	5	7
0225 JOLIET PCT 064	3	0	0	3	0	0	0
0226 LOCKPORT PCT 001	13	1	1	7	13	7	16
0227 LOCKPORT PCT 002	13	3	1	7	16	10	10
0228 LOCKPORT PCT 003	19	6	0	8	24	9	14
0229 LOCKPORT PCT 004	8	3	0	9	8	10	19
0230 LOCKPORT PCT 005	9	2	1	6	6	9	3
0231 LOCKPORT PCT 006	3	4	0	1	0	6	4
0232 LOCKPORT PCT 007	0	4	0	1	0	1	0
0233 LOCKPORT PCT 008	18	8	1	11	9	15	15
0234 LOCKPORT PCT 009	35	3	1	29	27	33	54
0235 LOCKPORT PCT 010	17	7	0	11	8	8	17
0236 LOCKPORT PCT 011	14	5	1	9	2	12	9
0237 LOCKPORT PCT 012	35	9	0	13	10	17	16
0238 LOCKPORT PCT 013	18	9	0	4	6	10	17
0239 LOCKPORT PCT 014	16	8	0	24	30	26	19
0240 LOCKPORT PCT 015	19	10	3	27	13	15	30
0241 LOCKPORT PCT 016	14	7	3	11	11	19	16
0242 LOCKPORT PCT 017	14	6	0	4	12	11	19
0243 LOCKPORT PCT 018	8	7	0	12	9	11	17
0244 LOCKPORT PCT 019	18	4	2	17	4	21	21
0245 LOCKPORT PCT 020	21	11	2	19	17	15	24
0246 LOCKPORT PCT 021	13	5	1	10	7	11	14
0247 LOCKPORT PCT 022	36	3	4	9	16	14	23
0248 LOCKPORT PCT 023	21	5	1	13	5	17	14
0249 LOCKPORT PCT 024	13	3	0	10	5	17	12
0250 LOCKPORT PCT 025	25	11	1	23	17	27	21
0251 LOCKPORT PCT 026	7	3	0	6	1	17	10
0252 LOCKPORT PCT 027	44	16	1	35	17	29	58
0253 LOCKPORT PCT 028	25	13	0	17	20	11	29
0254 LOCKPORT PCT 029	8	3	0	13	6	20	12
0255 LOCKPORT PCT 030	41	9	2	63	25	49	87
0256 LOCKPORT PCT 031	8	2	0	6	2	7	14
0257 LOCKPORT PCT 032	7	1	0	3	8	10	6
0258 LOCKPORT PCT 033	19	4	0	14	8	23	17
0259 LOCKPORT PCT 034	7	2	0	19	7	19	15
0260 LOCKPORT PCT 035	49	14	2	27	22	45	81

	VOTES	PERCENT		VOTES	PERCENT
GOVERNOR					
Vote for 1					
01 = Kirk W. Dillard	8,877	19.70			
02 = Bill Brady	3,042	6.75	05 = Dan Proft	6,677	14.82
03 = Robert J. "Bob" Schillerstrom	382	.85	06 = Jim Ryan	8,069	17.91
04 = Adam Andrzejewski	7,722	17.14	07 = Andy McKenna	10,287	22.83

(CONTINUED FROM PREVIOUS PAGE)

	01	02	03	04	05	06	07
0261 LOCKPORT PCT 036	109	30	1	54	33	91	150
0262 LOCKPORT PCT 037	7	4	0	5	2	8	15
0263 MANHATTAN PCT 001	12	14	1	28	19	22	26
0264 MANHATTAN PCT 002	29	15	0	37	28	28	37
0265 MANHATTAN PCT 003	29	16	0	14	12	15	21
0266 MANHATTAN PCT 004	24	14	0	23	48	16	39
0267 MANHATTAN PCT 005	26	16	1	38	35	40	40
0268 MONEE PCT 001	14	5	0	24	12	17	18
0269 MONEE PCT 002	7	3	0	7	1	5	5
0270 MONEE PCT 003	11	0	0	17	21	14	22
0271 MONEE PCT 004	13	4	0	2	8	6	12
0272 MONEE PCT 005	1	1	0	3	1	1	11
0273 MONEE PCT 006	5	0	0	1	1	6	0
0274 MONEE PCT 007	0	0	0	1	0	1	1
0275 MONEE PCT 008	1	0	0	0	0	1	0
0276 MONEE PCT 009	19	9	0	25	42	16	47
0277 MONEE PCT 010	17	3	0	20	24	19	36
0278 MONEE PCT 011	0	0	0	0	1	3	1
0279 MONEE PCT 012	9	5	0	13	13	11	15
0280 NEW LENOX PCT 001	14	6	0	6	11	11	10
0281 NEW LENOX PCT 002	30	10	0	34	24	17	29
0282 NEW LENOX PCT 003	28	22	0	28	37	26	22
0283 NEW LENOX PCT 004	32	12	1	27	50	21	39
0284 NEW LENOX PCT 005	29	4	0	27	41	20	54
0285 NEW LENOX PCT 006	25	15	0	17	29	12	28
0286 NEW LENOX PCT 007	50	14	0	31	23	19	44
0287 NEW LENOX PCT 008	21	6	0	34	10	16	17
0288 NEW LENOX PCT 009	21	5	3	17	35	24	27
0289 NEW LENOX PCT 010	37	12	0	18	27	18	43
0290 NEW LENOX PCT 011	43	9	3	23	32	24	33
0291 NEW LENOX PCT 012	44	28	4	52	42	29	61
0292 NEW LENOX PCT 013	27	14	0	31	19	32	47
0293 NEW LENOX PCT 014	8	13	1	23	16	15	19
0294 NEW LENOX PCT 015	24	9	0	11	14	13	21
0295 NEW LENOX PCT 016	13	4	0	18	17	7	24
0296 NEW LENOX PCT 017	17	7	1	14	11	11	14
0297 NEW LENOX PCT 018	11	6	0	19	18	21	26
0298 NEW LENOX PCT 019	29	5	0	15	19	8	33
0299 NEW LENOX PCT 020	21	7	0	33	40	21	29
0300 NEW LENOX PCT 021	18	4	0	16	21	14	18
0301 NEW LENOX PCT 022	26	12	1	28	41	30	55
0302 NEW LENOX PCT 023	19	2	0	18	17	22	32
0303 NEW LENOX PCT 024	37	14	4	34	43	35	40
0304 NEW LENOX PCT 025	15	5	1	24	23	23	34
0305 NEW LENOX PCT 026	14	9	1	12	22	25	25
0306 NEW LENOX PCT 027	23	6	0	15	15	16	14
0307 NEW LENOX PCT 028	34	20	0	24	17	13	24
0308 NEW LENOX PCT 029	20	4	1	18	11	19	14
0309 NEW LENOX PCT 030	17	10	0	10	18	21	21
0310 PEOTONE PCT 001	30	22	0	58	48	58	44
0311 PEOTONE PCT 002	60	14	0	49	45	39	48
0312 PEOTONE PCT 003	22	22	1	36	26	29	33

	VOTES	PERCENT		VOTES	PERCENT
GOVERNOR					
Vote for 1					
01 = Kirk W. Dillard	8,877	19.70			
02 = Bill Brady	3,042	6.75	05 = Dan Proft	6,677	14.82
03 = Robert J. "Bob" Schillerstrom	382	.85	06 = Jim Ryan	8,069	17.91
04 = Adam Andrzejewski	7,722	17.14	07 = Andy McKenna	10,287	22.83

(CONTINUED FROM PREVIOUS PAGE)

	01	02	03	04	05	06	07
0313 PLAINFIELD PCT 001	22	16	1	42	12	17	42
0314 PLAINFIELD PCT 002	21	4	0	29	3	8	24
0315 PLAINFIELD PCT 003	22	3	0	40	8	13	17
0316 PLAINFIELD PCT 004	20	9	0	30	12	24	16
0317 PLAINFIELD PCT 005	20	7	2	16	15	18	16
0318 PLAINFIELD PCT 006	17	2	0	34	13	27	20
0319 PLAINFIELD PCT 007	28	8	0	23	15	17	24
0320 PLAINFIELD PCT 008	36	10	1	83	19	34	38
0321 PLAINFIELD PCT 009	20	13	2	21	24	27	29
0322 PLAINFIELD PCT 010	16	4	0	30	5	17	9
0323 PLAINFIELD PCT 011	26	15	0	28	16	12	17
0324 PLAINFIELD PCT 012	8	3	0	32	7	20	11
0325 PLAINFIELD PCT 013	24	7	1	18	11	10	11
0326 PLAINFIELD PCT 014	19	16	0	28	20	35	24
0327 PLAINFIELD PCT 015	15	7	2	16	11	19	22
0328 PLAINFIELD PCT 016	19	6	0	47	10	20	25
0329 PLAINFIELD PCT 017	3	1	0	4	2	8	9
0330 PLAINFIELD PCT 018	7	2	4	13	12	9	11
0331 PLAINFIELD PCT 019	19	10	0	27	9	10	17
0332 PLAINFIELD PCT 020	15	3	1	17	5	8	12
0333 PLAINFIELD PCT 021	13	6	0	12	2	10	10
0334 PLAINFIELD PCT 022	25	5	1	35	11	29	31
0335 PLAINFIELD PCT 023	7	3	0	16	8	8	6
0336 PLAINFIELD PCT 024	14	2	0	18	7	10	14
0337 PLAINFIELD PCT 025	12	3	1	13	15	17	17
0338 PLAINFIELD PCT 026	21	9	0	39	13	15	12
0339 PLAINFIELD PCT 027	9	5	2	45	9	8	19
0340 PLAINFIELD PCT 028	18	7	0	30	9	26	33
0341 PLAINFIELD PCT 029	4	0	0	6	1	9	4
0342 PLAINFIELD PCT 030	5	3	0	3	0	11	6
0343 PLAINFIELD PCT 031	8	3	0	22	13	23	15
0344 PLAINFIELD PCT 032	13	9	0	33	10	24	14
0345 PLAINFIELD PCT 033	21	4	1	20	6	15	6
0346 PLAINFIELD PCT 034	3	1	0	15	3	8	4
0347 PLAINFIELD PCT 035	34	4	2	72	22	20	35
0348 PLAINFIELD PCT 036	10	9	0	23	4	11	14
0349 PLAINFIELD PCT 037	20	4	0	18	6	7	9
0350 PLAINFIELD PCT 038	22	18	1	47	6	17	27
0351 PLAINFIELD PCT 039	18	8	1	28	14	16	19
0352 PLAINFIELD PCT 040	12	9	1	30	14	19	14
0353 PLAINFIELD PCT 041	9	5	1	21	12	15	20
0354 PLAINFIELD PCT 042	3	0	0	11	7	8	6
0355 PLAINFIELD PCT 043	11	3	0	10	10	12	18
0356 PLAINFIELD PCT 044	9	10	0	15	3	9	14
0357 PLAINFIELD PCT 045	8	8	0	23	18	17	29
0358 PLAINFIELD PCT 046	11	4	0	20	9	9	14
0359 REED PCT 001	21	8	2	18	21	15	21
0360 REED PCT 002	11	6	1	11	8	7	20
0361 REED PCT 003	9	1	0	5	9	5	11
0362 REED PCT 004	7	7	1	12	18	17	8
0363 REED PCT 005	30	5	0	25	23	8	24
0364 TROY PCT 001	29	12	3	33	19	19	39

	VOTES	PERCENT		VOTES	PERCENT
GOVERNOR					
Vote for 1					
01 = Kirk W. Dillard	8,877	19.70			
02 = Bill Brady	3,042	6.75	05 = Dan Proft	6,677	14.82
03 = Robert J. "Bob" Schillerstrom	382	.85	06 = Jim Ryan	8,069	17.91
04 = Adam Andrzejewski	7,722	17.14	07 = Andy McKenna	10,287	22.83

(CONTINUED FROM PREVIOUS PAGE)

	01	02	03	04	05	06	07
0365 TROY PCT 002	18	9	2	26	9	16	30
0366 TROY PCT 003	18	8	0	13	31	12	27
0367 TROY PCT 004	24	16	0	13	9	18	38
0368 TROY PCT 005	8	9	0	18	11	13	16
0369 TROY PCT 006	16	3	1	7	6	18	15
0370 TROY PCT 007	29	4	1	13	12	14	17
0371 TROY PCT 008	52	10	4	29	22	25	41
0372 TROY PCT 009	28	6	0	25	13	21	25
0373 TROY PCT 010	18	12	3	19	23	18	28
0374 TROY PCT 011	62	24	1	36	34	54	88
0375 TROY PCT 012	18	18	1	9	7	18	26
0376 TROY PCT 013	13	7	1	17	8	10	19
0377 TROY PCT 014	16	5	0	10	11	14	16
0378 TROY PCT 015	12	4	0	19	11	20	24
0379 TROY PCT 016	48	21	0	28	15	48	39
0380 TROY PCT 017	15	11	1	10	12	20	16
0381 TROY PCT 018	38	13	4	16	22	28	48
0382 TROY PCT 019	16	20	0	23	28	23	34
0383 TROY PCT 020	19	10	0	25	19	33	29
0384 TROY PCT 021	17	7	2	9	18	21	32
0385 TROY PCT 022	12	9	0	31	16	18	29
0386 TROY PCT 023	10	2	0	6	6	8	6
0387 TROY PCT 024	22	15	0	12	17	25	27
0388 TROY PCT 025	21	7	1	8	9	28	27
0389 TROY PCT 026	11	5	0	11	6	20	12
0390 TROY PCT 027	20	5	0	8	9	15	13
0391 TROY PCT 028	32	16	1	39	33	26	47
0392 TROY PCT 029	9	4	1	9	6	7	2
0393 TROY PCT 030	20	16	1	15	7	19	21
0394 WASHINGTON PCT 001	38	10	0	24	27	22	20
0395 WASHINGTON PCT 002	11	5	1	21	21	17	22
0396 WASHINGTON PCT 003	33	9	1	32	36	21	47
0397 WASHINGTON PCT 004	24	9	0	37	23	29	55
0398 WESLEY PCT 001	21	14	1	20	29	28	12
0399 WESLEY PCT 002	16	3	2	6	10	10	18
0400 WHEATLAND PCT 001	34	12	1	19	17	29	31
0401 WHEATLAND PCT 002	34	8	6	26	12	22	32
0402 WHEATLAND PCT 003	25	5	5	17	6	22	9
0403 WHEATLAND PCT 004	45	9	5	24	23	34	36
0404 WHEATLAND PCT 005	24	7	1	19	17	39	41
0405 WHEATLAND PCT 006	24	6	4	27	18	18	29
0406 WHEATLAND PCT 007	25	7	2	20	31	20	21
0407 WHEATLAND PCT 008	17	8	3	17	6	22	26
0408 WHEATLAND PCT 009	22	3	4	12	24	35	28
0409 WHEATLAND PCT 010	27	11	4	29	13	44	49
0410 WHEATLAND PCT 011	32	12	3	18	15	29	29
0411 WHEATLAND PCT 012	30	10	0	21	6	19	28
0412 WHEATLAND PCT 013	20	6	3	13	11	38	18
0413 WHEATLAND PCT 014	20	8	2	21	17	35	18
0414 WHEATLAND PCT 015	12	1	1	12	5	19	14
0415 WHEATLAND PCT 016	28	9	1	21	14	25	19
0416 WHEATLAND PCT 017	38	5	5	18	10	24	29

	VOTES	PERCENT		VOTES	PERCENT
GOVERNOR					
Vote for 1					
01 = Kirk W. Dillard	8,877	19.70			
02 = Bill Brady	3,042	6.75	05 = Dan Proft	6,677	14.82
03 = Robert J. "Bob" Schillerstrom	382	.85	06 = Jim Ryan	8,069	17.91
04 = Adam Andrzejewski	7,722	17.14	07 = Andy McKenna	10,287	22.83

(CONTINUED FROM PREVIOUS PAGE)

	01	02	03	04	05	06	07
0417 WHEATLAND PCT 018	19	8	2	65	21	40	42
0418 WHEATLAND PCT 019	26	8	0	10	12	17	29
0419 WHEATLAND PCT 020	25	10	5	10	13	26	13
0420 WHEATLAND PCT 021	27	18	1	17	13	37	49
0421 WHEATLAND PCT 022	4	1	1	8	7	12	9
0422 WHEATLAND PCT 023	13	4	6	26	12	25	29
0423 WHEATLAND PCT 024	22	28	1	21	12	12	18
0424 WHEATLAND PCT 025	27	7	3	17	9	39	26
0425 WHEATLAND PCT 026	22	7	8	10	11	30	33
0426 WHEATLAND PCT 027	25	7	0	11	13	17	16
0427 WHEATLAND PCT 028	28	5	1	25	10	17	16
0428 WHEATLAND PCT 029	17	3	0	12	10	15	21
0429 WHEATLAND PCT 030	17	15	1	8	12	15	18
0430 WHEATLAND PCT 031	16	6	4	16	6	17	30
0431 WHEATLAND PCT 032	16	2	0	13	8	21	23
0432 WHEATLAND PCT 033	8	2	1	8	2	30	23
0433 WHEATLAND PCT 034	60	8	5	42	14	38	49
0434 WHEATLAND PCT 035	32	9	5	27	22	34	32
0435 WHEATLAND PCT 036	12	5	0	15	6	23	25
0436 WHEATLAND PCT 037	23	0	1	28	5	13	9
0437 WHEATLAND PCT 038	23	18	4	10	6	37	30
0438 WHEATLAND PCT 039	22	13	0	27	20	16	20
0439 WHEATLAND PCT 040	20	4	4	14	13	17	16
0440 WILL PCT 001	49	19	3	61	89	35	53
0441 WILMINGTON PCT 001	8	2	0	6	3	6	11
0442 WILMINGTON PCT 002	18	5	0	10	7	9	13
0443 WILMINGTON PCT 003	28	9	1	15	27	22	29
0444 WILMINGTON PCT 004	20	6	3	9	7	12	12
0445 WILMINGTON PCT 005	23	5	0	19	25	15	22
0446 WILTON PCT 001	26	24	0	26	23	21	25

LIEUTENANT GOVERNOR

Vote for 1

- 01 = Don Tracy
- 02 = Jason Plummer
- 03 = Randy A. White, Sr.

VOTES PERCENT

VOTES PERCENT

3,855 9.24 04 = Brad Cole
 12,428 29.80 05 = Matt Murphy
 1,781 4.27 06 = Dennis W. Cook

2,778 6.66
 16,408 39.35
 4,450 10.67

	01	02	03	04	05	06
0001 CHANNAHON PCT 001	13	32	1	3	14	8
0002 CHANNAHON PCT 002	4	29	0	4	21	9
0003 CHANNAHON PCT 003	8	26	1	5	33	12
0004 CHANNAHON PCT 004	15	39	10	8	41	17
0005 CHANNAHON PCT 005	9	29	2	5	28	5
0006 CHANNAHON PCT 006	6	28	1	5	35	11
0007 CHANNAHON PCT 007	9	27	2	5	31	12
0008 CHANNAHON PCT 008	12	37	5	5	37	15
0009 CHANNAHON PCT 009	8	19	3	6	26	11
0010 CRETE PCT 001	8	20	2	3	65	11
0011 CRETE PCT 002	6	43	4	4	21	10
0012 CRETE PCT 003	2	22	1	8	17	4
0013 CRETE PCT 004	9	14	2	3	19	10
0014 CRETE PCT 005	2	10	4	1	7	1
0015 CRETE PCT 006	7	10	1	7	39	6
0016 CRETE PCT 007	13	31	6	8	54	12
0017 CRETE PCT 008	13	47	5	11	57	9
0018 CRETE PCT 009	9	31	1	8	35	11
0019 CRETE PCT 010	10	47	3	6	45	14
0020 CRETE PCT 011	16	47	12	11	76	15
0021 CRETE PCT 012	6	16	0	1	18	1
0022 CRETE PCT 013	9	42	41	3	65	6
0023 CRETE PCT 014	7	23	4	6	37	6
0024 CRETE PCT 015	6	20	1	1	25	1
0025 CRETE PCT 016	13	38	7	7	44	7
0026 CRETE PCT 017	3	10	2	1	18	3
0027 CUSTER PCT 001	7	54	8	15	43	16
0028 DU PAGE PCT 001	10	21	8	3	29	21
0029 DU PAGE PCT 002	13	13	4	5	15	6
0030 DU PAGE PCT 003	11	16	5	5	25	10
0031 DU PAGE PCT 004	4	20	5	2	17	17
0032 DU PAGE PCT 005	5	11	7	3	16	6
0033 DU PAGE PCT 006	8	18	4	8	16	9
0034 DU PAGE PCT 007	4	18	4	18	32	4
0035 DU PAGE PCT 008	4	26	2	13	26	9
0036 DU PAGE PCT 009	2	12	4	3	7	2
0037 DU PAGE PCT 010	11	20	5	3	14	13
0038 DU PAGE PCT 011	6	19	4	19	26	7
0039 DU PAGE PCT 012	6	15	4	11	18	11
0040 DU PAGE PCT 013	12	29	3	11	24	5
0041 DU PAGE PCT 014	10	25	2	22	30	17
0042 DU PAGE PCT 015	5	13	3	6	10	4
0043 DU PAGE PCT 016	5	20	1	9	31	4
0044 DU PAGE PCT 017	6	21	5	20	30	10
0045 DU PAGE PCT 018	10	36	3	9	30	12
0046 DU PAGE PCT 019	3	20	4	9	22	6
0047 DU PAGE PCT 020	4	38	7	20	37	7
0048 DU PAGE PCT 021	14	38	7	9	43	10
0049 DU PAGE PCT 022	5	17	3	4	25	14
0050 DU PAGE PCT 023	5	17	2	3	23	14
0051 DU PAGE PCT 024	7	19	1	8	18	9
0052 DU PAGE PCT 025	5	20	3	8	21	3
0053 DU PAGE PCT 026	6	19	0	11	9	5

**For City of Aurora details
 refer to that section of this book.**

	VOTES	PERCENT		VOTES	PERCENT
LIEUTENANT GOVERNOR					
Vote for 1					
01 = Don Tracy	3,855	9.24	04 = Brad Cole	2,778	6.66
02 = Jason Plummer	12,428	29.80	05 = Matt Murphy	16,408	39.35
03 = Randy A. White, Sr.	1,781	4.27	06 = Dennis W. Cook	4,450	10.67

(CONTINUED FROM PREVIOUS PAGE)

	01	02	03	04	05	06
0054 DU PAGE PCT 027	6	25	1	11	19	4
0055 DU PAGE PCT 028	8	18	7	8	21	12
0056 DU PAGE PCT 029	8	6	4	9	9	4
0057 DU PAGE PCT 030	7	35	11	4	75	7
0058 DU PAGE PCT 031	10	62	3	4	74	10
0059 DU PAGE PCT 032	14	38	7	6	44	9
0060 DU PAGE PCT 033	7	19	1	11	31	15
0061 DU PAGE PCT 034	11	21	5	3	38	3
0062 DU PAGE PCT 035	5	22	4	22	29	16
0063 DU PAGE PCT 036	9	34	3	3	50	7
0064 DU PAGE PCT 037	7	33	1	4	33	8
0065 DU PAGE PCT 038	2	7	1	4	14	3
0066 DU PAGE PCT 039	2	5	4	9	16	5
0067 DU PAGE PCT 040	9	20	1	12	22	12
0068 DU PAGE PCT 041	5	23	1	16	32	7
0069 DU PAGE PCT 042	3	15	3	14	30	11
0070 DU PAGE PCT 043	5	9	1	1	10	6
0071 DU PAGE PCT 044	19	71	4	16	122	18
0072 DU PAGE PCT 045	7	20	6	14	32	7
0073 DU PAGE PCT 046	1	10	4	2	16	9
0074 DU PAGE PCT 047	12	23	3	9	26	10
0075 DU PAGE PCT 048	7	10	4	8	23	8
0076 DU PAGE PCT 049	4	22	1	12	24	8
0077 DU PAGE PCT 050	1	7	1	2	0	0
0078 DU PAGE PCT 051	2	13	2	15	24	8
0079 DU PAGE PCT 052	9	31	5	3	41	7
0080 DU PAGE PCT 053	8	17	5	11	27	7
0081 DU PAGE PCT 054	5	2	1	6	14	1
0082 DU PAGE PCT 055	2	14	0	6	23	8
0083 DU PAGE PCT 056	7	9	2	12	26	12
0084 FLORENCE PCT 001	4	25	5	1	19	0
0085 FRANKFORT PCT 001	8	25	4	11	64	19
0086 FRANKFORT PCT 002	22	48	15	13	98	26
0087 FRANKFORT PCT 003	21	49	17	22	73	30
0088 FRANKFORT PCT 004	11	23	4	15	29	14
0089 FRANKFORT PCT 005	6	31	9	4	45	22
0090 FRANKFORT PCT 006	5	32	6	11	37	35
0091 FRANKFORT PCT 007	5	44	2	6	41	10
0092 FRANKFORT PCT 008	7	43	6	7	63	14
0093 FRANKFORT PCT 009	8	32	4	5	49	16
0094 FRANKFORT PCT 010	18	41	10	9	76	15
0095 FRANKFORT PCT 011	9	15	2	4	24	8
0096 FRANKFORT PCT 012	18	44	4	16	117	18
0097 FRANKFORT PCT 013	13	44	4	5	70	12
0098 FRANKFORT PCT 014	13	57	9	10	62	15
0099 FRANKFORT PCT 015	7	43	4	2	42	14
0100 FRANKFORT PCT 016	15	37	4	11	53	15
0101 FRANKFORT PCT 017	8	37	3	1	33	15
0102 FRANKFORT PCT 018	15	38	5	5	71	10
0103 FRANKFORT PCT 019	18	28	7	10	56	14
0104 FRANKFORT PCT 020	3	16	1	5	5	9
0105 FRANKFORT PCT 021	8	25	5	9	25	13
0106 FRANKFORT PCT 022	18	42	10	13	78	33

	VOTES	PERCENT		VOTES	PERCENT
LIEUTENANT GOVERNOR					
Vote for 1					
01 = Don Tracy	3,855	9.24	04 = Brad Cole	2,778	6.66
02 = Jason Plummer	12,428	29.80	05 = Matt Murphy	16,408	39.35
03 = Randy A. White, Sr.	1,781	4.27	06 = Dennis W. Cook	4,450	10.67

(CONTINUED FROM PREVIOUS PAGE)

	01	02	03	04	05	06
0107 FRANKFORT PCT 023	11	29	3	5	47	14
0108 FRANKFORT PCT 024	9	27	8	5	68	15
0109 FRANKFORT PCT 025	8	48	4	6	92	17
0110 FRANKFORT PCT 026	12	68	10	19	64	28
0111 FRANKFORT PCT 027	19	50	9	12	100	30
0112 FRANKFORT PCT 028	16	49	6	9	62	45
0113 FRANKFORT PCT 029	17	36	2	10	70	12
0114 FRANKFORT PCT 030	9	20	2	5	45	23
0115 FRANKFORT PCT 031	7	28	1	7	53	13
0116 FRANKFORT PCT 032	16	33	9	11	93	23
0117 FRANKFORT PCT 033	16	24	7	11	49	12
0118 FRANKFORT PCT 034	10	25	1	5	89	14
0119 FRANKFORT PCT 035	16	50	17	14	78	40
0120 FRANKFORT PCT 036	6	18	3	2	28	11
0121 FRANKFORT PCT 037	11	28	2	10	66	15
0122 FRANKFORT PCT 038	13	30	2	6	59	22
0123 FRANKFORT PCT 039	9	46	6	9	47	16
0124 FRANKFORT PCT 040	10	19	0	5	41	8
0125 FRANKFORT PCT 041	8	29	4	9	74	11
0126 FRANKFORT PCT 042	11	46	3	19	83	19
0127 GREEN GARDEN PCT 001	14	44	5	16	49	17
0128 GREEN GARDEN PCT 002	13	40	6	6	57	13
0129 GREEN GARDEN PCT 003	10	48	5	7	56	16
0130 HOMER PCT 001	6	25	4	4	40	10
0131 HOMER PCT 002	9	29	3	7	48	10
0132 HOMER PCT 003	8	48	7	10	54	11
0133 HOMER PCT 004	10	32	3	7	39	11
0134 HOMER PCT 005	11	41	4	4	52	18
0135 HOMER PCT 006	6	38	3	11	51	16
0136 HOMER PCT 007	12	42	1	7	78	19
0137 HOMER PCT 008	6	32	6	4	51	21
0138 HOMER PCT 009	4	39	3	9	59	15
0139 HOMER PCT 010	20	64	6	14	74	24
0140 HOMER PCT 011	13	48	1	9	79	18
0141 HOMER PCT 012	15	44	4	4	91	22
0142 HOMER PCT 013	15	49	4	4	75	15
0143 HOMER PCT 014	7	27	2	7	33	19
0144 HOMER PCT 015	17	41	4	6	59	15
0145 HOMER PCT 016	8	15	3	4	36	6
0146 HOMER PCT 017	21	31	8	1	58	26
0147 HOMER PCT 018	15	39	3	6	66	12
0148 HOMER PCT 019	19	50	6	4	41	13
0149 HOMER PCT 020	9	39	2	3	56	9
0150 HOMER PCT 021	18	107	5	9	61	19
0151 HOMER PCT 022	12	26	1	4	47	13
0152 HOMER PCT 023	16	28	4	3	37	16
0153 HOMER PCT 024	15	35	2	8	36	13
0154 HOMER PCT 025	9	15	2	5	36	5
0155 HOMER PCT 026	5	27	3	2	55	10
0156 HOMER PCT 027	11	24	2	4	35	18
0157 HOMER PCT 028	6	28	1	4	34	5
0158 JACKSON PCT 001	6	18	2	2	16	6
0159 JACKSON PCT 002	10	28	0	10	28	3

	VOTES	PERCENT		VOTES	PERCENT
LIEUTENANT GOVERNOR					
Vote for 1					
01 = Don Tracy	3,855	9.24	04 = Brad Cole	2,778	6.66
02 = Jason Plummer	12,428	29.80	05 = Matt Murphy	16,408	39.35
03 = Randy A. White, Sr.	1,781	4.27	06 = Dennis W. Cook	4,450	10.67

(CONTINUED FROM PREVIOUS PAGE)

	01	02	03	04	05	06
0160 JACKSON PCT 003	18	46	11	11	44	15
0161 JACKSON PCT 004	3	20	0	3	14	8
0162 JOLIET PCT 001	9	26	6	1	24	6
0163 JOLIET PCT 002	14	16	1	2	18	8
0164 JOLIET PCT 003	2	15	0	2	16	6
0165 JOLIET PCT 004	8	14	2	2	17	1
0166 JOLIET PCT 005	5	19	0	2	14	3
0167 JOLIET PCT 006	3	10	2	1	11	2
0168 JOLIET PCT 007	6	21	2	1	16	10
0169 JOLIET PCT 008	4	13	1	3	11	2
0170 JOLIET PCT 009	7	14	3	5	14	5
0171 JOLIET PCT 010	1	14	1	0	17	0
0172 JOLIET PCT 011	3	9	2	1	17	2
0173 JOLIET PCT 012	14	35	5	6	48	10
0174 JOLIET PCT 013	16	29	3	6	39	9
0175 JOLIET PCT 014	11	25	2	5	28	6
0176 JOLIET PCT 015	5	14	5	1	9	4
0177 JOLIET PCT 016	4	9	4	1	9	2
0178 JOLIET PCT 017	6	20	4	1	37	7
0179 JOLIET PCT 018	3	2	2	0	1	0
0180 JOLIET PCT 019	3	10	0	3	20	4
0181 JOLIET PCT 020	9	16	3	5	22	6
0182 JOLIET PCT 021	1	4	0	0	1	1
0183 JOLIET PCT 022	8	28	5	4	40	8
0184 JOLIET PCT 023	11	16	2	3	22	12
0185 JOLIET PCT 024	0	1	0	0	0	0
0186 JOLIET PCT 025	4	8	2	1	5	2
0187 JOLIET PCT 026	7	23	3	4	28	3
0188 JOLIET PCT 027	3	19	4	1	18	3
0189 JOLIET PCT 028	5	10	1	1	11	6
0190 JOLIET PCT 029	12	18	2	6	37	11
0191 JOLIET PCT 030	1	8	4	0	9	1
0192 JOLIET PCT 031	9	25	3	4	41	9
0193 JOLIET PCT 032	6	20	8	6	19	7
0194 JOLIET PCT 033	5	15	2	6	23	5
0195 JOLIET PCT 034	3	9	4	2	15	3
0196 JOLIET PCT 035	4	8	2	1	6	4
0197 JOLIET PCT 036	5	12	1	0	10	3
0198 JOLIET PCT 037	0	9	1	1	4	3
0199 JOLIET PCT 038	0	0	1	0	0	0
0200 JOLIET PCT 039	2	11	2	2	4	2
0201 JOLIET PCT 040	8	23	1	1	22	1
0202 JOLIET PCT 041	4	15	2	5	6	8
0203 JOLIET PCT 042	3	11	2	1	11	5
0204 JOLIET PCT 043	0	1	1	0	1	0
0205 JOLIET PCT 044	4	11	3	4	15	9
0206 JOLIET PCT 045	0	0	0	1	5	1
0207 JOLIET PCT 046	0	0	0	0	0	0
0208 JOLIET PCT 047	7	14	0	2	12	4
0209 JOLIET PCT 048	0	0	0	0	0	0
0210 JOLIET PCT 049	5	16	2	1	21	8
0211 JOLIET PCT 050	0	2	0	0	1	3
0212 JOLIET PCT 051	2	12	3	3	13	1

LIEUTENANT GOVERNOR

Vote for 1

01 = Don Tracy

02 = Jason Plummer

03 = Randy A. White, Sr.

VOTES PERCENT

3,855 9.24

12,428 29.80

1,781 4.27

04 = Brad Cole

05 = Matt Murphy

06 = Dennis W. Cook

VOTES PERCENT

2,778 6.66

16,408 39.35

4,450 10.67

(CONTINUED FROM PREVIOUS PAGE)

	01	02	03	04	05	06
0213 JOLIET PCT 052	2	4	2	3	3	0
0214 JOLIET PCT 053	5	8	2	1	5	3
0215 JOLIET PCT 054	0	16	2	1	19	2
0216 JOLIET PCT 055	10	9	0	0	11	3
0217 JOLIET PCT 056	3	12	5	4	15	2
0218 JOLIET PCT 057	2	3	2	1	4	1
0219 JOLIET PCT 058	0	0	1	0	1	1
0220 JOLIET PCT 059	13	26	4	7	37	8
0221 JOLIET PCT 060	1	2	1	2	2	2
0222 JOLIET PCT 061	0	2	2	0	2	1
0223 JOLIET PCT 062	2	2	0	0	0	0
0224 JOLIET PCT 063	2	17	1	0	13	3
0225 JOLIET PCT 064	2	2	0	0	1	0
0226 LOCKPORT PCT 001	4	20	2	2	20	5
0227 LOCKPORT PCT 002	5	21	2	1	17	7
0228 LOCKPORT PCT 003	9	26	1	5	35	3
0229 LOCKPORT PCT 004	4	20	2	4	22	4
0230 LOCKPORT PCT 005	3	14	3	2	8	4
0231 LOCKPORT PCT 006	0	8	0	1	6	1
0232 LOCKPORT PCT 007	0	1	0	1	3	1
0233 LOCKPORT PCT 008	10	20	8	2	27	4
0234 LOCKPORT PCT 009	18	27	7	8	80	26
0235 LOCKPORT PCT 010	2	30	3	0	18	10
0236 LOCKPORT PCT 011	4	20	1	4	19	4
0237 LOCKPORT PCT 012	10	24	8	4	34	8
0238 LOCKPORT PCT 013	11	11	3	6	26	5
0239 LOCKPORT PCT 014	13	41	7	7	35	14
0240 LOCKPORT PCT 015	13	35	3	8	47	6
0241 LOCKPORT PCT 016	8	16	6	3	32	6
0242 LOCKPORT PCT 017	1	16	4	0	28	6
0243 LOCKPORT PCT 018	9	20	3	1	20	8
0244 LOCKPORT PCT 019	7	26	3	7	25	12
0245 LOCKPORT PCT 020	12	39	4	5	33	7
0246 LOCKPORT PCT 021	8	14	3	2	25	6
0247 LOCKPORT PCT 022	16	27	3	8	32	11
0248 LOCKPORT PCT 023	5	22	3	3	30	9
0249 LOCKPORT PCT 024	5	19	6	2	18	8
0250 LOCKPORT PCT 025	15	46	3	2	43	13
0251 LOCKPORT PCT 026	4	6	4	0	21	5
0252 LOCKPORT PCT 027	24	51	7	5	86	16
0253 LOCKPORT PCT 028	12	38	1	3	44	8
0254 LOCKPORT PCT 029	2	17	2	3	22	12
0255 LOCKPORT PCT 030	19	72	16	18	119	24
0256 LOCKPORT PCT 031	2	10	1	3	16	4
0257 LOCKPORT PCT 032	4	8	2	2	10	4
0258 LOCKPORT PCT 033	10	9	5	7	36	11
0259 LOCKPORT PCT 034	6	16	0	5	30	5
0260 LOCKPORT PCT 035	16	50	12	12	117	19
0261 LOCKPORT PCT 036	50	92	21	31	213	36
0262 LOCKPORT PCT 037	4	9	2	1	14	7
0263 MANHATTAN PCT 001	10	32	2	9	49	11
0264 MANHATTAN PCT 002	3	52	4	10	63	22
0265 MANHATTAN PCT 003	8	35	4	6	38	12

	VOTES	PERCENT		VOTES	PERCENT
LIEUTENANT GOVERNOR					
Vote for 1					
01 = Don Tracy	3,855	9.24	04 = Brad Cole	2,778	6.66
02 = Jason Plummer	12,428	29.80	05 = Matt Murphy	16,408	39.35
03 = Randy A. White, Sr.	1,781	4.27	06 = Dennis W. Cook	4,450	10.67

(CONTINUED FROM PREVIOUS PAGE)

	01	02	03	04	05	06
0266 MANHATTAN PCT 004	12	59	4	7	56	15
0267 MANHATTAN PCT 005	8	52	6	17	72	24
0268 MONEE PCT 001	4	33	4	5	29	12
0269 MONEE PCT 002	1	9	3	3	8	3
0270 MONEE PCT 003	3	21	3	5	39	9
0271 MONEE PCT 004	2	7	2	4	26	1
0272 MONEE PCT 005	1	3	3	0	9	2
0273 MONEE PCT 006	1	9	0	1	2	0
0274 MONEE PCT 007	1	1	1	0	0	0
0275 MONEE PCT 008	0	0	2	0	0	0
0276 MONEE PCT 009	15	42	4	14	65	10
0277 MONEE PCT 010	11	27	2	8	52	13
0278 MONEE PCT 011	0	1	1	0	0	2
0279 MONEE PCT 012	5	12	2	5	30	8
0280 NEW LENOX PCT 001	4	23	2	4	14	9
0281 NEW LENOX PCT 002	13	38	1	8	56	15
0282 NEW LENOX PCT 003	13	55	6	3	57	23
0283 NEW LENOX PCT 004	24	60	10	8	52	13
0284 NEW LENOX PCT 005	14	51	6	8	62	21
0285 NEW LENOX PCT 006	11	50	3	6	40	6
0286 NEW LENOX PCT 007	13	38	14	13	68	17
0287 NEW LENOX PCT 008	11	35	2	7	37	8
0288 NEW LENOX PCT 009	7	48	6	10	40	15
0289 NEW LENOX PCT 010	14	34	3	15	61	20
0290 NEW LENOX PCT 011	15	42	7	6	69	21
0291 NEW LENOX PCT 012	21	98	4	13	83	24
0292 NEW LENOX PCT 013	23	41	11	8	60	19
0293 NEW LENOX PCT 014	7	28	1	3	35	9
0294 NEW LENOX PCT 015	4	19	6	6	41	9
0295 NEW LENOX PCT 016	8	31	1	3	34	5
0296 NEW LENOX PCT 017	3	38	0	3	21	6
0297 NEW LENOX PCT 018	8	31	4	7	29	13
0298 NEW LENOX PCT 019	6	38	3	10	37	6
0299 NEW LENOX PCT 020	6	56	5	5	56	11
0300 NEW LENOX PCT 021	4	24	5	7	34	8
0301 NEW LENOX PCT 022	10	47	10	8	86	9
0302 NEW LENOX PCT 023	7	30	2	1	48	15
0303 NEW LENOX PCT 024	14	51	5	12	87	20
0304 NEW LENOX PCT 025	8	23	0	5	53	19
0305 NEW LENOX PCT 026	7	33	2	6	39	7
0306 NEW LENOX PCT 027	9	28	3	6	25	11
0307 NEW LENOX PCT 028	12	57	2	7	36	9
0308 NEW LENOX PCT 029	9	21	5	6	36	4
0309 NEW LENOX PCT 030	12	27	3	5	33	14
0310 PEOTONE PCT 001	13	74	8	18	87	24
0311 PEOTONE PCT 002	21	72	14	14	79	27
0312 PEOTONE PCT 003	9	47	9	11	52	14
0313 PLAINFIELD PCT 001	11	42	2	7	69	10
0314 PLAINFIELD PCT 002	10	30	3	6	25	7
0315 PLAINFIELD PCT 003	8	32	3	8	38	7
0316 PLAINFIELD PCT 004	7	39	3	6	39	10
0317 PLAINFIELD PCT 005	16	36	6	2	22	8
0318 PLAINFIELD PCT 006	17	22	3	10	41	17

	VOTES	PERCENT		VOTES	PERCENT
LIEUTENANT GOVERNOR					
Vote for 1					
01 = Don Tracy	3,855	9.24	04 = Brad Cole	2,778	6.66
02 = Jason Plummer	12,428	29.80	05 = Matt Murphy	16,408	39.35
03 = Randy A. White, Sr.	1,781	4.27	06 = Dennis W. Cook	4,450	10.67

(CONTINUED FROM PREVIOUS PAGE)

	01	02	03	04	05	06
0319 PLAINFIELD PCT 007	18	30	4	6	38	6
0320 PLAINFIELD PCT 008	9	72	15	15	75	17
0321 PLAINFIELD PCT 009	9	36	8	9	61	5
0322 PLAINFIELD PCT 010	4	24	7	4	30	3
0323 PLAINFIELD PCT 011	7	37	6	5	45	11
0324 PLAINFIELD PCT 012	7	21	5	6	21	15
0325 PLAINFIELD PCT 013	8	25	3	10	22	5
0326 PLAINFIELD PCT 014	14	37	4	13	46	15
0327 PLAINFIELD PCT 015	5	29	6	7	32	9
0328 PLAINFIELD PCT 016	10	40	4	5	50	5
0329 PLAINFIELD PCT 017	4	5	1	0	13	4
0330 PLAINFIELD PCT 018	4	16	4	6	20	5
0331 PLAINFIELD PCT 019	10	25	6	4	35	8
0332 PLAINFIELD PCT 020	4	18	1	2	21	7
0333 PLAINFIELD PCT 021	2	12	2	5	23	7
0334 PLAINFIELD PCT 022	12	45	2	8	44	14
0335 PLAINFIELD PCT 023	3	19	2	4	14	4
0336 PLAINFIELD PCT 024	5	15	2	4	27	6
0337 PLAINFIELD PCT 025	9	23	2	3	27	5
0338 PLAINFIELD PCT 026	15	28	8	3	33	12
0339 PLAINFIELD PCT 027	7	30	4	7	36	8
0340 PLAINFIELD PCT 028	8	27	4	11	46	16
0341 PLAINFIELD PCT 029	2	8	1	0	9	4
0342 PLAINFIELD PCT 030	0	6	0	4	14	3
0343 PLAINFIELD PCT 031	13	21	2	2	29	11
0344 PLAINFIELD PCT 032	6	23	0	8	49	8
0345 PLAINFIELD PCT 033	6	25	2	2	20	11
0346 PLAINFIELD PCT 034	1	10	1	4	13	5
0347 PLAINFIELD PCT 035	14	39	13	14	62	30
0348 PLAINFIELD PCT 036	5	20	1	2	23	13
0349 PLAINFIELD PCT 037	2	18	2	2	29	7
0350 PLAINFIELD PCT 038	7	39	4	7	56	14
0351 PLAINFIELD PCT 039	8	34	4	5	41	6
0352 PLAINFIELD PCT 040	8	25	3	6	41	11
0353 PLAINFIELD PCT 041	7	22	1	2	35	10
0354 PLAINFIELD PCT 042	4	11	0	3	12	4
0355 PLAINFIELD PCT 043	4	12	3	5	26	9
0356 PLAINFIELD PCT 044	5	17	0	2	28	2
0357 PLAINFIELD PCT 045	5	39	5	7	35	7
0358 PLAINFIELD PCT 046	8	18	4	2	25	3
0359 REED PCT 001	10	34	8	7	35	9
0360 REED PCT 002	10	21	2	3	21	4
0361 REED PCT 003	6	14	0	4	13	2
0362 REED PCT 004	3	25	3	7	19	10
0363 REED PCT 005	9	43	3	7	38	10
0364 TROY PCT 001	16	45	3	11	51	17
0365 TROY PCT 002	7	25	5	4	46	15
0366 TROY PCT 003	9	49	5	4	31	4
0367 TROY PCT 004	21	37	0	4	43	6
0368 TROY PCT 005	5	29	6	3	23	5
0369 TROY PCT 006	6	24	3	1	23	7
0370 TROY PCT 007	8	25	5	3	33	13
0371 TROY PCT 008	23	49	8	9	57	19

	VOTES	PERCENT		VOTES	PERCENT
LIEUTENANT GOVERNOR					
Vote for 1					
01 = Don Tracy	3,855	9.24	04 = Brad Cole	2,778	6.66
02 = Jason Plummer	12,428	29.80	05 = Matt Murphy	16,408	39.35
03 = Randy A. White, Sr.	1,781	4.27	06 = Dennis W. Cook	4,450	10.67

(CONTINUED FROM PREVIOUS PAGE)

	01	02	03	04	05	06
0372 TROY PCT 009	16	37	7	8	39	7
0373 TROY PCT 010	13	32	7	14	39	11
0374 TROY PCT 011	20	63	11	20	124	36
0375 TROY PCT 012	14	31	5	2	29	12
0376 TROY PCT 013	10	18	5	4	25	8
0377 TROY PCT 014	10	17	4	7	23	6
0378 TROY PCT 015	8	33	4	5	29	7
0379 TROY PCT 016	27	56	3	7	62	15
0380 TROY PCT 017	9	23	7	4	30	8
0381 TROY PCT 018	18	38	6	5	72	18
0382 TROY PCT 019	8	38	6	11	61	11
0383 TROY PCT 020	26	34	5	7	38	15
0384 TROY PCT 021	8	25	6	4	42	14
0385 TROY PCT 022	11	31	3	4	42	14
0386 TROY PCT 023	3	12	2	2	17	1
0387 TROY PCT 024	12	35	2	5	45	14
0388 TROY PCT 025	7	21	4	6	47	7
0389 TROY PCT 026	11	20	1	5	17	4
0390 TROY PCT 027	6	24	0	3	19	15
0391 TROY PCT 028	15	55	8	9	72	22
0392 TROY PCT 029	1	19	0	4	6	4
0393 TROY PCT 030	6	38	1	5	30	12
0394 WASHINGTON PCT 001	20	34	4	7	44	12
0395 WASHINGTON PCT 002	4	32	0	10	36	8
0396 WASHINGTON PCT 003	13	52	9	15	62	12
0397 WASHINGTON PCT 004	15	49	4	16	62	14
0398 WESLEY PCT 001	9	52	6	13	30	7
0399 WESLEY PCT 002	3	28	3	1	21	6
0400 WHEATLAND PCT 001	6	48	9	6	55	8
0401 WHEATLAND PCT 002	10	43	8	6	61	5
0402 WHEATLAND PCT 003	14	23	6	7	27	6
0403 WHEATLAND PCT 004	13	54	5	10	66	15
0404 WHEATLAND PCT 005	6	48	1	8	62	10
0405 WHEATLAND PCT 006	13	34	11	6	43	13
0406 WHEATLAND PCT 007	5	59	4	2	38	6
0407 WHEATLAND PCT 008	11	15	6	12	36	7
0408 WHEATLAND PCT 009	6	18	4	5	70	14
0409 WHEATLAND PCT 010	16	29	11	13	75	12
0410 WHEATLAND PCT 011	10	20	6	10	65	15
0411 WHEATLAND PCT 012	11	39	4	8	35	5
0412 WHEATLAND PCT 013	13	24	4	7	40	7
0413 WHEATLAND PCT 014	13	42	9	7	32	12
0414 WHEATLAND PCT 015	2	19	3	4	28	5
0415 WHEATLAND PCT 016	14	21	5	4	48	10
0416 WHEATLAND PCT 017	18	43	5	7	40	10
0417 WHEATLAND PCT 018	11	45	11	14	77	18
0418 WHEATLAND PCT 019	8	23	6	12	39	9
0419 WHEATLAND PCT 020	7	24	5	6	38	8
0420 WHEATLAND PCT 021	13	25	2	10	81	13
0421 WHEATLAND PCT 022	6	8	1	3	16	4
0422 WHEATLAND PCT 023	3	40	4	6	41	8
0423 WHEATLAND PCT 024	22	27	7	8	34	8
0424 WHEATLAND PCT 025	12	39	3	8	47	6

	VOTES PERCENT						VOTES PERCENT	
LIEUTENANT GOVERNOR								
Vote for 1								
01 = Don Tracy							04 = Brad Cole	2,778 6.66
02 = Jason Plummer							05 = Matt Murphy	16,408 39.35
03 = Randy A. White, Sr.							06 = Dennis W. Cook	4,450 10.67
(CONTINUED FROM PREVIOUS PAGE)	01	02	03	04	05	06		
0425 WHEATLAND PCT 026	11	23	5	8	52	12		
0426 WHEATLAND PCT 027	9	24	3	8	21	11		
0427 WHEATLAND PCT 028	6	32	5	6	28	12		
0428 WHEATLAND PCT 029	7	22	6	5	28	4		
0429 WHEATLAND PCT 030	6	20	4	5	37	4		
0430 WHEATLAND PCT 031	8	25	2	7	31	13		
0431 WHEATLAND PCT 032	9	21	1	5	25	7		
0432 WHEATLAND PCT 033	12	19	2	4	23	6		
0433 WHEATLAND PCT 034	11	55	5	21	81	24		
0434 WHEATLAND PCT 035	16	46	9	9	49	21		
0435 WHEATLAND PCT 036	6	14	1	7	44	7		
0436 WHEATLAND PCT 037	5	19	7	7	25	10		
0437 WHEATLAND PCT 038	10	23	2	7	66	13		
0438 WHEATLAND PCT 039	9	49	6	8	37	8		
0439 WHEATLAND PCT 040	4	22	11	8	31	6		
0440 WILL PCT 001	32	94	17	24	84	19		
0441 WILMINGTON PCT 001	3	18	2	0	7	4		
0442 WILMINGTON PCT 002	2	26	4	10	11	6		
0443 WILMINGTON PCT 003	9	57	10	8	37	6		
0444 WILMINGTON PCT 004	3	29	0	2	28	4		
0445 WILMINGTON PCT 005	18	47	4	5	25	7		
0446 WILTON PCT 001	4	55	3	9	38	19		

VOTES PERCENT

ATTORNEY GENERAL

Vote for 1

01 = Steve Kim

39,299 100.00

	-----	01

0001 CHANNAHON PCT 001		62
0002 CHANNAHON PCT 002		64
0003 CHANNAHON PCT 003		70
0004 CHANNAHON PCT 004		120
0005 CHANNAHON PCT 005		72
0006 CHANNAHON PCT 006		80
0007 CHANNAHON PCT 007		93
0008 CHANNAHON PCT 008		106
0009 CHANNAHON PCT 009		64
0010 CRETE PCT 001		107
0011 CRETE PCT 002		80
0012 CRETE PCT 003		51
0013 CRETE PCT 004		52
0014 CRETE PCT 005		24
0015 CRETE PCT 006		67
0016 CRETE PCT 007		117
0017 CRETE PCT 008		128
0018 CRETE PCT 009		87
0019 CRETE PCT 010		116
0020 CRETE PCT 011		171
0021 CRETE PCT 012		39
0022 CRETE PCT 013		151
0023 CRETE PCT 014		76
0024 CRETE PCT 015		50
0025 CRETE PCT 016		101
0026 CRETE PCT 017		33
0027 CUSTER PCT 001		140
0028 DU PAGE PCT 001		88
0029 DU PAGE PCT 002		55
0030 DU PAGE PCT 003		69
0031 DU PAGE PCT 004		61
0032 DU PAGE PCT 005		48
0033 DU PAGE PCT 006		56
0034 DU PAGE PCT 007		73
0035 DU PAGE PCT 008		74
0036 DU PAGE PCT 009		30
0037 DU PAGE PCT 010		66
0038 DU PAGE PCT 011		77
0039 DU PAGE PCT 012		62
0040 DU PAGE PCT 013		78
0041 DU PAGE PCT 014		96
0042 DU PAGE PCT 015		40
0043 DU PAGE PCT 016		65
0044 DU PAGE PCT 017		89
0045 DU PAGE PCT 018		99
0046 DU PAGE PCT 019		64
0047 DU PAGE PCT 020		108
0048 DU PAGE PCT 021		116
0049 DU PAGE PCT 022		68
0050 DU PAGE PCT 023		60
0051 DU PAGE PCT 024		57
0052 DU PAGE PCT 025		55
0053 DU PAGE PCT 026		48
0054 DU PAGE PCT 027		63
0055 DU PAGE PCT 028		69

**For City of Aurora details
refer to that section of this book.**

VOTES PERCENT

ATTORNEY GENERAL

Vote for 1

01 = Steve Kim

39,299 100.00

(CONTINUED FROM PREVIOUS PAGE)

01

0056 DU PAGE PCT 029	36
0057 DU PAGE PCT 030	132
0058 DU PAGE PCT 031	162
0059 DU PAGE PCT 032	115
0060 DU PAGE PCT 033	78
0061 DU PAGE PCT 034	84
0062 DU PAGE PCT 035	91
0063 DU PAGE PCT 036	108
0064 DU PAGE PCT 037	74
0065 DU PAGE PCT 038	28
0066 DU PAGE PCT 039	39
0067 DU PAGE PCT 040	74
0068 DU PAGE PCT 041	85
0069 DU PAGE PCT 042	68
0070 DU PAGE PCT 043	30
0071 DU PAGE PCT 044	233
0072 DU PAGE PCT 045	79
0073 DU PAGE PCT 046	42
0074 DU PAGE PCT 047	78
0075 DU PAGE PCT 048	55
0076 DU PAGE PCT 049	68
0077 DU PAGE PCT 050	10
0078 DU PAGE PCT 051	66
0079 DU PAGE PCT 052	91
0080 DU PAGE PCT 053	74
0081 DU PAGE PCT 054	27
0082 DU PAGE PCT 055	49
0083 DU PAGE PCT 056	66
0084 FLORENCE PCT 001	49
0085 FRANKFORT PCT 001	121
0086 FRANKFORT PCT 002	205
0087 FRANKFORT PCT 003	192
0088 FRANKFORT PCT 004	91
0089 FRANKFORT PCT 005	115
0090 FRANKFORT PCT 006	118
0091 FRANKFORT PCT 007	100
0092 FRANKFORT PCT 008	124
0093 FRANKFORT PCT 009	107
0094 FRANKFORT PCT 010	166
0095 FRANKFORT PCT 011	60
0096 FRANKFORT PCT 012	197
0097 FRANKFORT PCT 013	127
0098 FRANKFORT PCT 014	154
0099 FRANKFORT PCT 015	103
0100 FRANKFORT PCT 016	127
0101 FRANKFORT PCT 017	83
0102 FRANKFORT PCT 018	142
0103 FRANKFORT PCT 019	125
0104 FRANKFORT PCT 020	39
0105 FRANKFORT PCT 021	80
0106 FRANKFORT PCT 022	187
0107 FRANKFORT PCT 023	104
0108 FRANKFORT PCT 024	122
0109 FRANKFORT PCT 025	161
0110 FRANKFORT PCT 026	177

VOTES PERCENT

ATTORNEY GENERAL

Vote for 1

01 = Steve Kim

39,299 100.00

(CONTINUED FROM PREVIOUS PAGE)

	-----	01

0111 FRANKFORT PCT 027		203
0112 FRANKFORT PCT 028		178
0113 FRANKFORT PCT 029		137
0114 FRANKFORT PCT 030		95
0115 FRANKFORT PCT 031		98
0116 FRANKFORT PCT 032		171
0117 FRANKFORT PCT 033		116
0118 FRANKFORT PCT 034		130
0119 FRANKFORT PCT 035		196
0120 FRANKFORT PCT 036		62
0121 FRANKFORT PCT 037		128
0122 FRANKFORT PCT 038		121
0123 FRANKFORT PCT 039		118
0124 FRANKFORT PCT 040		75
0125 FRANKFORT PCT 041		131
0126 FRANKFORT PCT 042		169
0127 GREEN GARDEN PCT 001		146
0128 GREEN GARDEN PCT 002		123
0129 GREEN GARDEN PCT 003		136
0130 HOMER PCT 001		79
0131 HOMER PCT 002		99
0132 HOMER PCT 003		121
0133 HOMER PCT 004		93
0134 HOMER PCT 005		123
0135 HOMER PCT 006		118
0136 HOMER PCT 007		152
0137 HOMER PCT 008		112
0138 HOMER PCT 009		123
0139 HOMER PCT 010		186
0140 HOMER PCT 011		155
0141 HOMER PCT 012		171
0142 HOMER PCT 013		159
0143 HOMER PCT 014		92
0144 HOMER PCT 015		127
0145 HOMER PCT 016		72
0146 HOMER PCT 017		135
0147 HOMER PCT 018		141
0148 HOMER PCT 019		116
0149 HOMER PCT 020		103
0150 HOMER PCT 021		203
0151 HOMER PCT 022		88
0152 HOMER PCT 023		100
0153 HOMER PCT 024		99
0154 HOMER PCT 025		66
0155 HOMER PCT 026		92
0156 HOMER PCT 027		94
0157 HOMER PCT 028		72
0158 JACKSON PCT 001		44
0159 JACKSON PCT 002		78
0160 JACKSON PCT 003		133
0161 JACKSON PCT 004		44
0162 JOLIET PCT 001		69
0163 JOLIET PCT 002		57
0164 JOLIET PCT 003		37
0165 JOLIET PCT 004		42

VOTES PERCENT

ATTORNEY GENERAL

Vote for 1

01 = Steve Kim

39,299 100.00

(CONTINUED FROM PREVIOUS PAGE)

01

0166 JOLIET PCT 005	41
0167 JOLIET PCT 006	27
0168 JOLIET PCT 007	49
0169 JOLIET PCT 008	32
0170 JOLIET PCT 009	44
0171 JOLIET PCT 010	29
0172 JOLIET PCT 011	33
0173 JOLIET PCT 012	109
0174 JOLIET PCT 013	95
0175 JOLIET PCT 014	73
0176 JOLIET PCT 015	35
0177 JOLIET PCT 016	27
0178 JOLIET PCT 017	66
0179 JOLIET PCT 018	10
0180 JOLIET PCT 019	37
0181 JOLIET PCT 020	55
0182 JOLIET PCT 021	6
0183 JOLIET PCT 022	86
0184 JOLIET PCT 023	58
0185 JOLIET PCT 024	0
0186 JOLIET PCT 025	23
0187 JOLIET PCT 026	68
0188 JOLIET PCT 027	42
0189 JOLIET PCT 028	33
0190 JOLIET PCT 029	84
0191 JOLIET PCT 030	22
0192 JOLIET PCT 031	86
0193 JOLIET PCT 032	57
0194 JOLIET PCT 033	57
0195 JOLIET PCT 034	34
0196 JOLIET PCT 035	23
0197 JOLIET PCT 036	26
0198 JOLIET PCT 037	17
0199 JOLIET PCT 038	1
0200 JOLIET PCT 039	22
0201 JOLIET PCT 040	57
0202 JOLIET PCT 041	42
0203 JOLIET PCT 042	33
0204 JOLIET PCT 043	3
0205 JOLIET PCT 044	45
0206 JOLIET PCT 045	7
0207 JOLIET PCT 046	0
0208 JOLIET PCT 047	37
0209 JOLIET PCT 048	0
0210 JOLIET PCT 049	48
0211 JOLIET PCT 050	5
0212 JOLIET PCT 051	33
0213 JOLIET PCT 052	14
0214 JOLIET PCT 053	23
0215 JOLIET PCT 054	36
0216 JOLIET PCT 055	28
0217 JOLIET PCT 056	38
0218 JOLIET PCT 057	13
0219 JOLIET PCT 058	3
0220 JOLIET PCT 059	88

VOTES PERCENT

ATTORNEY GENERAL

Vote for 1
01 = Steve Kim

39,299 100.00

(CONTINUED FROM PREVIOUS PAGE) 01

0221 JOLIET PCT 060	8
0222 JOLIET PCT 061	6
0223 JOLIET PCT 062	3
0224 JOLIET PCT 063	34
0225 JOLIET PCT 064	4
0226 LOCKPORT PCT 001	45
0227 LOCKPORT PCT 002	49
0228 LOCKPORT PCT 003	73
0229 LOCKPORT PCT 004	50
0230 LOCKPORT PCT 005	29
0231 LOCKPORT PCT 006	15
0232 LOCKPORT PCT 007	5
0233 LOCKPORT PCT 008	59
0234 LOCKPORT PCT 009	158
0235 LOCKPORT PCT 010	56
0236 LOCKPORT PCT 011	47
0237 LOCKPORT PCT 012	82
0238 LOCKPORT PCT 013	58
0239 LOCKPORT PCT 014	103
0240 LOCKPORT PCT 015	102
0241 LOCKPORT PCT 016	71
0242 LOCKPORT PCT 017	52
0243 LOCKPORT PCT 018	56
0244 LOCKPORT PCT 019	76
0245 LOCKPORT PCT 020	94
0246 LOCKPORT PCT 021	53
0247 LOCKPORT PCT 022	88
0248 LOCKPORT PCT 023	70
0249 LOCKPORT PCT 024	58
0250 LOCKPORT PCT 025	105
0251 LOCKPORT PCT 026	41
0252 LOCKPORT PCT 027	173
0253 LOCKPORT PCT 028	103
0254 LOCKPORT PCT 029	55
0255 LOCKPORT PCT 030	260
0256 LOCKPORT PCT 031	37
0257 LOCKPORT PCT 032	30
0258 LOCKPORT PCT 033	71
0259 LOCKPORT PCT 034	59
0260 LOCKPORT PCT 035	209
0261 LOCKPORT PCT 036	427
0262 LOCKPORT PCT 037	35
0263 MANHATTAN PCT 001	102
0264 MANHATTAN PCT 002	142
0265 MANHATTAN PCT 003	98
0266 MANHATTAN PCT 004	135
0267 MANHATTAN PCT 005	175
0268 MONEE PCT 001	83
0269 MONEE PCT 002	27
0270 MONEE PCT 003	73
0271 MONEE PCT 004	39
0272 MONEE PCT 005	17
0273 MONEE PCT 006	8
0274 MONEE PCT 007	3
0275 MONEE PCT 008	2

VOTES PERCENT

ATTORNEY GENERAL

Vote for 1

01 = Steve Kim

39,299 100.00

(CONTINUED FROM PREVIOUS PAGE)

01

0276	MONEE PCT 009	140
0277	MONEE PCT 010	107
0278	MONEE PCT 011	4
0279	MONEE PCT 012	60
0280	NEW LENOX PCT 001	53
0281	NEW LENOX PCT 002	120
0282	NEW LENOX PCT 003	141
0283	NEW LENOX PCT 004	163
0284	NEW LENOX PCT 005	145
0285	NEW LENOX PCT 006	107
0286	NEW LENOX PCT 007	162
0287	NEW LENOX PCT 008	88
0288	NEW LENOX PCT 009	119
0289	NEW LENOX PCT 010	142
0290	NEW LENOX PCT 011	137
0291	NEW LENOX PCT 012	228
0292	NEW LENOX PCT 013	161
0293	NEW LENOX PCT 014	85
0294	NEW LENOX PCT 015	77
0295	NEW LENOX PCT 016	76
0296	NEW LENOX PCT 017	56
0297	NEW LENOX PCT 018	87
0298	NEW LENOX PCT 019	96
0299	NEW LENOX PCT 020	141
0300	NEW LENOX PCT 021	72
0301	NEW LENOX PCT 022	158
0302	NEW LENOX PCT 023	95
0303	NEW LENOX PCT 024	181
0304	NEW LENOX PCT 025	105
0305	NEW LENOX PCT 026	80
0306	NEW LENOX PCT 027	79
0307	NEW LENOX PCT 028	114
0308	NEW LENOX PCT 029	77
0309	NEW LENOX PCT 030	81
0310	PEOTONE PCT 001	208
0311	PEOTONE PCT 002	215
0312	PEOTONE PCT 003	118
0313	PLAINFIELD PCT 001	133
0314	PLAINFIELD PCT 002	77
0315	PLAINFIELD PCT 003	94
0316	PLAINFIELD PCT 004	103
0317	PLAINFIELD PCT 005	86
0318	PLAINFIELD PCT 006	101
0319	PLAINFIELD PCT 007	95
0320	PLAINFIELD PCT 008	203
0321	PLAINFIELD PCT 009	125
0322	PLAINFIELD PCT 010	68
0323	PLAINFIELD PCT 011	100
0324	PLAINFIELD PCT 012	64
0325	PLAINFIELD PCT 013	68
0326	PLAINFIELD PCT 014	123
0327	PLAINFIELD PCT 015	85
0328	PLAINFIELD PCT 016	113
0329	PLAINFIELD PCT 017	26
0330	PLAINFIELD PCT 018	53

VOTES PERCENT

ATTORNEY GENERAL

Vote for 1
 01 = Steve Kim

39,299 100.00

(CONTINUED FROM PREVIOUS PAGE)

 01

0331 PLAINFIELD PCT 019	80
0332 PLAINFIELD PCT 020	53
0333 PLAINFIELD PCT 021	46
0334 PLAINFIELD PCT 022	116
0335 PLAINFIELD PCT 023	44
0336 PLAINFIELD PCT 024	61
0337 PLAINFIELD PCT 025	71
0338 PLAINFIELD PCT 026	95
0339 PLAINFIELD PCT 027	83
0340 PLAINFIELD PCT 028	111
0341 PLAINFIELD PCT 029	25
0342 PLAINFIELD PCT 030	26
0343 PLAINFIELD PCT 031	78
0344 PLAINFIELD PCT 032	88
0345 PLAINFIELD PCT 033	63
0346 PLAINFIELD PCT 034	34
0347 PLAINFIELD PCT 035	171
0348 PLAINFIELD PCT 036	63
0349 PLAINFIELD PCT 037	59
0350 PLAINFIELD PCT 038	122
0351 PLAINFIELD PCT 039	98
0352 PLAINFIELD PCT 040	90
0353 PLAINFIELD PCT 041	76
0354 PLAINFIELD PCT 042	33
0355 PLAINFIELD PCT 043	58
0356 PLAINFIELD PCT 044	56
0357 PLAINFIELD PCT 045	97
0358 PLAINFIELD PCT 046	59
0359 REED PCT 001	96
0360 REED PCT 002	57
0361 REED PCT 003	37
0362 REED PCT 004	63
0363 REED PCT 005	106
0364 TROY PCT 001	139
0365 TROY PCT 002	99
0366 TROY PCT 003	100
0367 TROY PCT 004	101
0368 TROY PCT 005	65
0369 TROY PCT 006	62
0370 TROY PCT 007	85
0371 TROY PCT 008	160
0372 TROY PCT 009	107
0373 TROY PCT 010	110
0374 TROY PCT 011	257
0375 TROY PCT 012	87
0376 TROY PCT 013	71
0377 TROY PCT 014	65
0378 TROY PCT 015	80
0379 TROY PCT 016	164
0380 TROY PCT 017	77
0381 TROY PCT 018	152
0382 TROY PCT 019	126
0383 TROY PCT 020	118
0384 TROY PCT 021	92
0385 TROY PCT 022	95

VOTES PERCENT

ATTORNEY GENERAL

Vote for 1
 01 = Steve Kim

39,299 100.00

(CONTINUED FROM PREVIOUS PAGE)

 01

0386 TROY PCT 023	33
0387 TROY PCT 024	102
0388 TROY PCT 025	87
0389 TROY PCT 026	54
0390 TROY PCT 027	67
0391 TROY PCT 028	179
0392 TROY PCT 029	31
0393 TROY PCT 030	87
0394 WASHINGTON PCT 001	109
0395 WASHINGTON PCT 002	86
0396 WASHINGTON PCT 003	149
0397 WASHINGTON PCT 004	160
0398 WESLEY PCT 001	109
0399 WESLEY PCT 002	59
0400 WHEATLAND PCT 001	126
0401 WHEATLAND PCT 002	130
0402 WHEATLAND PCT 003	79
0403 WHEATLAND PCT 004	157
0404 WHEATLAND PCT 005	134
0405 WHEATLAND PCT 006	108
0406 WHEATLAND PCT 007	112
0407 WHEATLAND PCT 008	85
0408 WHEATLAND PCT 009	108
0409 WHEATLAND PCT 010	161
0410 WHEATLAND PCT 011	118
0411 WHEATLAND PCT 012	104
0412 WHEATLAND PCT 013	99
0413 WHEATLAND PCT 014	106
0414 WHEATLAND PCT 015	52
0415 WHEATLAND PCT 016	101
0416 WHEATLAND PCT 017	114
0417 WHEATLAND PCT 018	172
0418 WHEATLAND PCT 019	91
0419 WHEATLAND PCT 020	84
0420 WHEATLAND PCT 021	144
0421 WHEATLAND PCT 022	38
0422 WHEATLAND PCT 023	103
0423 WHEATLAND PCT 024	99
0424 WHEATLAND PCT 025	111
0425 WHEATLAND PCT 026	113
0426 WHEATLAND PCT 027	75
0427 WHEATLAND PCT 028	84
0428 WHEATLAND PCT 029	72
0429 WHEATLAND PCT 030	66
0430 WHEATLAND PCT 031	86
0431 WHEATLAND PCT 032	70
0432 WHEATLAND PCT 033	63
0433 WHEATLAND PCT 034	197
0434 WHEATLAND PCT 035	150
0435 WHEATLAND PCT 036	77
0436 WHEATLAND PCT 037	69
0437 WHEATLAND PCT 038	120
0438 WHEATLAND PCT 039	108
0439 WHEATLAND PCT 040	83
0440 WILL PCT 001	247

ATTORNEY GENERAL

Vote for 1

01 = Steve Kim

VOTES PERCENT

39,299 100.00

(CONTINUED FROM PREVIOUS PAGE) ----- 01

0441 WILMINGTON PCT 001 33
0442 WILMINGTON PCT 002 53
0443 WILMINGTON PCT 003 113
0444 WILMINGTON PCT 004 63
0445 WILMINGTON PCT 005 91
0446 WILTON PCT 001 122

VOTES PERCENT

SECRETARY OF STATE

Vote for 1

01 = Robert Enriquez

38,744 100.00

01

0001 CHANNAHON PCT 001	59
0002 CHANNAHON PCT 002	61
0003 CHANNAHON PCT 003	69
0004 CHANNAHON PCT 004	120
0005 CHANNAHON PCT 005	72
0006 CHANNAHON PCT 006	78
0007 CHANNAHON PCT 007	88
0008 CHANNAHON PCT 008	106
0009 CHANNAHON PCT 009	64
0010 CRETE PCT 001	107
0011 CRETE PCT 002	80
0012 CRETE PCT 003	51
0013 CRETE PCT 004	52
0014 CRETE PCT 005	26
0015 CRETE PCT 006	66
0016 CRETE PCT 007	116
0017 CRETE PCT 008	126
0018 CRETE PCT 009	86
0019 CRETE PCT 010	113
0020 CRETE PCT 011	170
0021 CRETE PCT 012	39
0022 CRETE PCT 013	148
0023 CRETE PCT 014	76
0024 CRETE PCT 015	49
0025 CRETE PCT 016	101
0026 CRETE PCT 017	33
0027 CUSTER PCT 001	140
0028 DU PAGE PCT 001	88
0029 DU PAGE PCT 002	54
0030 DU PAGE PCT 003	70
0031 DU PAGE PCT 004	57
0032 DU PAGE PCT 005	47
0033 DU PAGE PCT 006	57
0034 DU PAGE PCT 007	73
0035 DU PAGE PCT 008	74
0036 DU PAGE PCT 009	30
0037 DU PAGE PCT 010	65
0038 DU PAGE PCT 011	78
0039 DU PAGE PCT 012	62
0040 DU PAGE PCT 013	77
0041 DU PAGE PCT 014	94
0042 DU PAGE PCT 015	40
0043 DU PAGE PCT 016	64
0044 DU PAGE PCT 017	90
0045 DU PAGE PCT 018	97
0046 DU PAGE PCT 019	63
0047 DU PAGE PCT 020	106
0048 DU PAGE PCT 021	114
0049 DU PAGE PCT 022	68
0050 DU PAGE PCT 023	60
0051 DU PAGE PCT 024	56
0052 DU PAGE PCT 025	50
0053 DU PAGE PCT 026	47
0054 DU PAGE PCT 027	66
0055 DU PAGE PCT 028	70

**For City of Aurora details
refer to that section of this book.**

VOTES PERCENT

SECRETARY OF STATE

Vote for 1

01 = Robert Enriquez

38,744 100.00

(CONTINUED FROM PREVIOUS PAGE)

01

0056 DU PAGE PCT 029	34
0057 DU PAGE PCT 030	131
0058 DU PAGE PCT 031	157
0059 DU PAGE PCT 032	114
0060 DU PAGE PCT 033	78
0061 DU PAGE PCT 034	83
0062 DU PAGE PCT 035	90
0063 DU PAGE PCT 036	104
0064 DU PAGE PCT 037	73
0065 DU PAGE PCT 038	28
0066 DU PAGE PCT 039	40
0067 DU PAGE PCT 040	74
0068 DU PAGE PCT 041	85
0069 DU PAGE PCT 042	68
0070 DU PAGE PCT 043	29
0071 DU PAGE PCT 044	222
0072 DU PAGE PCT 045	81
0073 DU PAGE PCT 046	42
0074 DU PAGE PCT 047	77
0075 DU PAGE PCT 048	53
0076 DU PAGE PCT 049	67
0077 DU PAGE PCT 050	10
0078 DU PAGE PCT 051	64
0079 DU PAGE PCT 052	91
0080 DU PAGE PCT 053	74
0081 DU PAGE PCT 054	27
0082 DU PAGE PCT 055	47
0083 DU PAGE PCT 056	68
0084 FLORENCE PCT 001	49
0085 FRANKFORT PCT 001	119
0086 FRANKFORT PCT 002	199
0087 FRANKFORT PCT 003	189
0088 FRANKFORT PCT 004	93
0089 FRANKFORT PCT 005	114
0090 FRANKFORT PCT 006	115
0091 FRANKFORT PCT 007	98
0092 FRANKFORT PCT 008	124
0093 FRANKFORT PCT 009	107
0094 FRANKFORT PCT 010	164
0095 FRANKFORT PCT 011	60
0096 FRANKFORT PCT 012	196
0097 FRANKFORT PCT 013	126
0098 FRANKFORT PCT 014	151
0099 FRANKFORT PCT 015	101
0100 FRANKFORT PCT 016	127
0101 FRANKFORT PCT 017	82
0102 FRANKFORT PCT 018	142
0103 FRANKFORT PCT 019	123
0104 FRANKFORT PCT 020	39
0105 FRANKFORT PCT 021	79
0106 FRANKFORT PCT 022	183
0107 FRANKFORT PCT 023	104
0108 FRANKFORT PCT 024	121
0109 FRANKFORT PCT 025	159
0110 FRANKFORT PCT 026	178

VOTES PERCENT

SECRETARY OF STATE

Vote for 1

01 = Robert Enriquez

38,744 100.00

(CONTINUED FROM PREVIOUS PAGE)

	-----	01

0111 FRANKFORT PCT 027		202
0112 FRANKFORT PCT 028		177
0113 FRANKFORT PCT 029		140
0114 FRANKFORT PCT 030		94
0115 FRANKFORT PCT 031		96
0116 FRANKFORT PCT 032		170
0117 FRANKFORT PCT 033		118
0118 FRANKFORT PCT 034		126
0119 FRANKFORT PCT 035		190
0120 FRANKFORT PCT 036		63
0121 FRANKFORT PCT 037		126
0122 FRANKFORT PCT 038		122
0123 FRANKFORT PCT 039		119
0124 FRANKFORT PCT 040		75
0125 FRANKFORT PCT 041		131
0126 FRANKFORT PCT 042		166
0127 GREEN GARDEN PCT 001		140
0128 GREEN GARDEN PCT 002		125
0129 GREEN GARDEN PCT 003		133
0130 HOMER PCT 001		77
0131 HOMER PCT 002		99
0132 HOMER PCT 003		122
0133 HOMER PCT 004		91
0134 HOMER PCT 005		120
0135 HOMER PCT 006		111
0136 HOMER PCT 007		147
0137 HOMER PCT 008		113
0138 HOMER PCT 009		120
0139 HOMER PCT 010		187
0140 HOMER PCT 011		153
0141 HOMER PCT 012		169
0142 HOMER PCT 013		158
0143 HOMER PCT 014		90
0144 HOMER PCT 015		126
0145 HOMER PCT 016		71
0146 HOMER PCT 017		135
0147 HOMER PCT 018		140
0148 HOMER PCT 019		114
0149 HOMER PCT 020		100
0150 HOMER PCT 021		200
0151 HOMER PCT 022		84
0152 HOMER PCT 023		98
0153 HOMER PCT 024		97
0154 HOMER PCT 025		64
0155 HOMER PCT 026		89
0156 HOMER PCT 027		92
0157 HOMER PCT 028		72
0158 JACKSON PCT 001		43
0159 JACKSON PCT 002		79
0160 JACKSON PCT 003		132
0161 JACKSON PCT 004		42
0162 JOLIET PCT 001		69
0163 JOLIET PCT 002		55
0164 JOLIET PCT 003		36
0165 JOLIET PCT 004		40

VOTES PERCENT

SECRETARY OF STATE

Vote for 1

01 = Robert Enriquez

38,744 100.00

(CONTINUED FROM PREVIOUS PAGE)

01

0166 JOLIET PCT 005	41
0167 JOLIET PCT 006	26
0168 JOLIET PCT 007	48
0169 JOLIET PCT 008	31
0170 JOLIET PCT 009	42
0171 JOLIET PCT 010	28
0172 JOLIET PCT 011	31
0173 JOLIET PCT 012	107
0174 JOLIET PCT 013	90
0175 JOLIET PCT 014	71
0176 JOLIET PCT 015	32
0177 JOLIET PCT 016	26
0178 JOLIET PCT 017	63
0179 JOLIET PCT 018	9
0180 JOLIET PCT 019	32
0181 JOLIET PCT 020	53
0182 JOLIET PCT 021	6
0183 JOLIET PCT 022	88
0184 JOLIET PCT 023	57
0185 JOLIET PCT 024	0
0186 JOLIET PCT 025	21
0187 JOLIET PCT 026	66
0188 JOLIET PCT 027	38
0189 JOLIET PCT 028	30
0190 JOLIET PCT 029	82
0191 JOLIET PCT 030	22
0192 JOLIET PCT 031	84
0193 JOLIET PCT 032	57
0194 JOLIET PCT 033	52
0195 JOLIET PCT 034	34
0196 JOLIET PCT 035	23
0197 JOLIET PCT 036	27
0198 JOLIET PCT 037	17
0199 JOLIET PCT 038	1
0200 JOLIET PCT 039	20
0201 JOLIET PCT 040	56
0202 JOLIET PCT 041	42
0203 JOLIET PCT 042	32
0204 JOLIET PCT 043	2
0205 JOLIET PCT 044	44
0206 JOLIET PCT 045	7
0207 JOLIET PCT 046	0
0208 JOLIET PCT 047	34
0209 JOLIET PCT 048	0
0210 JOLIET PCT 049	49
0211 JOLIET PCT 050	6
0212 JOLIET PCT 051	32
0213 JOLIET PCT 052	14
0214 JOLIET PCT 053	23
0215 JOLIET PCT 054	36
0216 JOLIET PCT 055	29
0217 JOLIET PCT 056	37
0218 JOLIET PCT 057	12
0219 JOLIET PCT 058	3
0220 JOLIET PCT 059	87

VOTES PERCENT

SECRETARY OF STATE

Vote for 1

01 = Robert Enriquez

38,744 100.00

(CONTINUED FROM PREVIOUS PAGE)

01

0221 JOLIET PCT 060	8
0222 JOLIET PCT 061	6
0223 JOLIET PCT 062	3
0224 JOLIET PCT 063	34
0225 JOLIET PCT 064	5
0226 LOCKPORT PCT 001	44
0227 LOCKPORT PCT 002	46
0228 LOCKPORT PCT 003	71
0229 LOCKPORT PCT 004	49
0230 LOCKPORT PCT 005	27
0231 LOCKPORT PCT 006	13
0232 LOCKPORT PCT 007	5
0233 LOCKPORT PCT 008	59
0234 LOCKPORT PCT 009	152
0235 LOCKPORT PCT 010	54
0236 LOCKPORT PCT 011	47
0237 LOCKPORT PCT 012	80
0238 LOCKPORT PCT 013	57
0239 LOCKPORT PCT 014	102
0240 LOCKPORT PCT 015	104
0241 LOCKPORT PCT 016	70
0242 LOCKPORT PCT 017	53
0243 LOCKPORT PCT 018	56
0244 LOCKPORT PCT 019	73
0245 LOCKPORT PCT 020	88
0246 LOCKPORT PCT 021	52
0247 LOCKPORT PCT 022	86
0248 LOCKPORT PCT 023	71
0249 LOCKPORT PCT 024	56
0250 LOCKPORT PCT 025	104
0251 LOCKPORT PCT 026	39
0252 LOCKPORT PCT 027	165
0253 LOCKPORT PCT 028	101
0254 LOCKPORT PCT 029	53
0255 LOCKPORT PCT 030	257
0256 LOCKPORT PCT 031	36
0257 LOCKPORT PCT 032	30
0258 LOCKPORT PCT 033	71
0259 LOCKPORT PCT 034	58
0260 LOCKPORT PCT 035	203
0261 LOCKPORT PCT 036	426
0262 LOCKPORT PCT 037	33
0263 MANHATTAN PCT 001	101
0264 MANHATTAN PCT 002	142
0265 MANHATTAN PCT 003	95
0266 MANHATTAN PCT 004	133
0267 MANHATTAN PCT 005	167
0268 MONEE PCT 001	84
0269 MONEE PCT 002	27
0270 MONEE PCT 003	69
0271 MONEE PCT 004	38
0272 MONEE PCT 005	17
0273 MONEE PCT 006	8
0274 MONEE PCT 007	3
0275 MONEE PCT 008	2

VOTES PERCENT

SECRETARY OF STATE

Vote for 1

38,744 100.00

01 = Robert Enriquez

(CONTINUED FROM PREVIOUS PAGE)

	01
0276 MONEE PCT 009	139
0277 MONEE PCT 010	104
0278 MONEE PCT 011	4
0279 MONEE PCT 012	60
0280 NEW LENOX PCT 001	52
0281 NEW LENOX PCT 002	119
0282 NEW LENOX PCT 003	137
0283 NEW LENOX PCT 004	160
0284 NEW LENOX PCT 005	139
0285 NEW LENOX PCT 006	105
0286 NEW LENOX PCT 007	154
0287 NEW LENOX PCT 008	87
0288 NEW LENOX PCT 009	116
0289 NEW LENOX PCT 010	140
0290 NEW LENOX PCT 011	140
0291 NEW LENOX PCT 012	224
0292 NEW LENOX PCT 013	153
0293 NEW LENOX PCT 014	84
0294 NEW LENOX PCT 015	76
0295 NEW LENOX PCT 016	75
0296 NEW LENOX PCT 017	53
0297 NEW LENOX PCT 018	88
0298 NEW LENOX PCT 019	94
0299 NEW LENOX PCT 020	138
0300 NEW LENOX PCT 021	70
0301 NEW LENOX PCT 022	156
0302 NEW LENOX PCT 023	94
0303 NEW LENOX PCT 024	178
0304 NEW LENOX PCT 025	102
0305 NEW LENOX PCT 026	79
0306 NEW LENOX PCT 027	77
0307 NEW LENOX PCT 028	113
0308 NEW LENOX PCT 029	76
0309 NEW LENOX PCT 030	82
0310 PEOTONE PCT 001	210
0311 PEOTONE PCT 002	212
0312 PEOTONE PCT 003	111
0313 PLAINFIELD PCT 001	130
0314 PLAINFIELD PCT 002	77
0315 PLAINFIELD PCT 003	92
0316 PLAINFIELD PCT 004	100
0317 PLAINFIELD PCT 005	86
0318 PLAINFIELD PCT 006	100
0319 PLAINFIELD PCT 007	93
0320 PLAINFIELD PCT 008	201
0321 PLAINFIELD PCT 009	120
0322 PLAINFIELD PCT 010	67
0323 PLAINFIELD PCT 011	98
0324 PLAINFIELD PCT 012	61
0325 PLAINFIELD PCT 013	66
0326 PLAINFIELD PCT 014	119
0327 PLAINFIELD PCT 015	87
0328 PLAINFIELD PCT 016	112
0329 PLAINFIELD PCT 017	25
0330 PLAINFIELD PCT 018	52

VOTES PERCENT

SECRETARY OF STATE

Vote for 1

01 = Robert Enriquez

38,744 100.00

(CONTINUED FROM PREVIOUS PAGE)

01

0331 PLAINFIELD PCT 019	79
0332 PLAINFIELD PCT 020	50
0333 PLAINFIELD PCT 021	46
0334 PLAINFIELD PCT 022	118
0335 PLAINFIELD PCT 023	45
0336 PLAINFIELD PCT 024	57
0337 PLAINFIELD PCT 025	70
0338 PLAINFIELD PCT 026	95
0339 PLAINFIELD PCT 027	82
0340 PLAINFIELD PCT 028	110
0341 PLAINFIELD PCT 029	24
0342 PLAINFIELD PCT 030	26
0343 PLAINFIELD PCT 031	79
0344 PLAINFIELD PCT 032	88
0345 PLAINFIELD PCT 033	64
0346 PLAINFIELD PCT 034	33
0347 PLAINFIELD PCT 035	168
0348 PLAINFIELD PCT 036	63
0349 PLAINFIELD PCT 037	60
0350 PLAINFIELD PCT 038	118
0351 PLAINFIELD PCT 039	96
0352 PLAINFIELD PCT 040	86
0353 PLAINFIELD PCT 041	76
0354 PLAINFIELD PCT 042	33
0355 PLAINFIELD PCT 043	58
0356 PLAINFIELD PCT 044	56
0357 PLAINFIELD PCT 045	95
0358 PLAINFIELD PCT 046	60
0359 REED PCT 001	92
0360 REED PCT 002	57
0361 REED PCT 003	37
0362 REED PCT 004	60
0363 REED PCT 005	103
0364 TROY PCT 001	136
0365 TROY PCT 002	97
0366 TROY PCT 003	96
0367 TROY PCT 004	99
0368 TROY PCT 005	63
0369 TROY PCT 006	62
0370 TROY PCT 007	80
0371 TROY PCT 008	157
0372 TROY PCT 009	104
0373 TROY PCT 010	107
0374 TROY PCT 011	247
0375 TROY PCT 012	87
0376 TROY PCT 013	67
0377 TROY PCT 014	65
0378 TROY PCT 015	79
0379 TROY PCT 016	167
0380 TROY PCT 017	76
0381 TROY PCT 018	153
0382 TROY PCT 019	124
0383 TROY PCT 020	119
0384 TROY PCT 021	90
0385 TROY PCT 022	93

VOTES PERCENT

SECRETARY OF STATE

Vote for 1

01 = Robert Enriquez

38,744 100.00

(CONTINUED FROM PREVIOUS PAGE)

01

0386 TROY PCT 023	34
0387 TROY PCT 024	104
0388 TROY PCT 025	83
0389 TROY PCT 026	54
0390 TROY PCT 027	65
0391 TROY PCT 028	177
0392 TROY PCT 029	30
0393 TROY PCT 030	86
0394 WASHINGTON PCT 001	107
0395 WASHINGTON PCT 002	85
0396 WASHINGTON PCT 003	145
0397 WASHINGTON PCT 004	159
0398 WESLEY PCT 001	109
0399 WESLEY PCT 002	57
0400 WHEATLAND PCT 001	122
0401 WHEATLAND PCT 002	128
0402 WHEATLAND PCT 003	78
0403 WHEATLAND PCT 004	157
0404 WHEATLAND PCT 005	131
0405 WHEATLAND PCT 006	110
0406 WHEATLAND PCT 007	113
0407 WHEATLAND PCT 008	85
0408 WHEATLAND PCT 009	111
0409 WHEATLAND PCT 010	158
0410 WHEATLAND PCT 011	116
0411 WHEATLAND PCT 012	104
0412 WHEATLAND PCT 013	99
0413 WHEATLAND PCT 014	107
0414 WHEATLAND PCT 015	51
0415 WHEATLAND PCT 016	100
0416 WHEATLAND PCT 017	113
0417 WHEATLAND PCT 018	173
0418 WHEATLAND PCT 019	89
0419 WHEATLAND PCT 020	82
0420 WHEATLAND PCT 021	144
0421 WHEATLAND PCT 022	38
0422 WHEATLAND PCT 023	103
0423 WHEATLAND PCT 024	98
0424 WHEATLAND PCT 025	108
0425 WHEATLAND PCT 026	110
0426 WHEATLAND PCT 027	74
0427 WHEATLAND PCT 028	82
0428 WHEATLAND PCT 029	72
0429 WHEATLAND PCT 030	65
0430 WHEATLAND PCT 031	85
0431 WHEATLAND PCT 032	69
0432 WHEATLAND PCT 033	63
0433 WHEATLAND PCT 034	196
0434 WHEATLAND PCT 035	145
0435 WHEATLAND PCT 036	75
0436 WHEATLAND PCT 037	70
0437 WHEATLAND PCT 038	121
0438 WHEATLAND PCT 039	107
0439 WHEATLAND PCT 040	84
0440 WILL PCT 001	250

VOTES PERCENT

SECRETARY OF STATE

Vote for 1

01 = Robert Enriquez

38,744 100.00

(CONTINUED FROM PREVIOUS PAGE)

01

0441 WILMINGTON PCT 001 34
0442 WILMINGTON PCT 002 54
0443 WILMINGTON PCT 003 114
0444 WILMINGTON PCT 004 62
0445 WILMINGTON PCT 005 93
0446 WILTON PCT 001 120

COMPTROLLER

Vote for 1

01 = Judy Baar Topinka
02 = Jim Dodge

VOTES PERCENT

25,928 59.54
9,135 20.98

03 = William J. Kelly

VOTES PERCENT

8,485 19.48

	01	02	03
0001 CHANNAHON PCT 001	41	9	25
0002 CHANNAHON PCT 002	48	10	11
0003 CHANNAHON PCT 003	46	21	18
0004 CHANNAHON PCT 004	73	31	30
0005 CHANNAHON PCT 005	46	24	17
0006 CHANNAHON PCT 006	47	14	26
0007 CHANNAHON PCT 007	41	28	24
0008 CHANNAHON PCT 008	66	30	19
0009 CHANNAHON PCT 009	47	18	9
0010 CRETE PCT 001	68	18	28
0011 CRETE PCT 002	47	23	22
0012 CRETE PCT 003	29	8	18
0013 CRETE PCT 004	31	13	15
0014 CRETE PCT 005	17	3	6
0015 CRETE PCT 006	35	14	20
0016 CRETE PCT 007	78	21	30
0017 CRETE PCT 008	83	33	32
0018 CRETE PCT 009	55	22	19
0019 CRETE PCT 010	74	26	29
0020 CRETE PCT 011	105	30	49
0021 CRETE PCT 012	25	9	9
0022 CRETE PCT 013	92	61	21
0023 CRETE PCT 014	46	14	24
0024 CRETE PCT 015	34	15	9
0025 CRETE PCT 016	65	27	24
0026 CRETE PCT 017	23	3	12
0027 CUSTER PCT 001	88	34	29
0028 DU PAGE PCT 001	60	12	18
0029 DU PAGE PCT 002	40	9	10
0030 DU PAGE PCT 003	57	7	11
0031 DU PAGE PCT 004	49	7	12
0032 DU PAGE PCT 005	43	6	6
0033 DU PAGE PCT 006	44	10	8
0034 DU PAGE PCT 007	57	16	10
0035 DU PAGE PCT 008	47	16	19
0036 DU PAGE PCT 009	18	11	4
0037 DU PAGE PCT 010	52	6	9
0038 DU PAGE PCT 011	61	16	9
0039 DU PAGE PCT 012	40	18	9
0040 DU PAGE PCT 013	65	12	18
0041 DU PAGE PCT 014	73	13	23
0042 DU PAGE PCT 015	32	8	4
0043 DU PAGE PCT 016	54	14	5
0044 DU PAGE PCT 017	58	17	22
0045 DU PAGE PCT 018	67	20	14
0046 DU PAGE PCT 019	37	17	12
0047 DU PAGE PCT 020	89	19	10
0048 DU PAGE PCT 021	85	25	21
0049 DU PAGE PCT 022	49	15	12
0050 DU PAGE PCT 023	46	12	10
0051 DU PAGE PCT 024	37	14	13
0052 DU PAGE PCT 025	41	13	9
0053 DU PAGE PCT 026	38	4	8
0054 DU PAGE PCT 027	47	15	9

**For City of Aurora details
refer to that section of this book.**

ABSTRACT OF VOTES

WILL COUNTY, ILLINOIS
 GENERAL PRIMARY ELECTION
 FEBRUARY 2, 2010
 REPUBLICAN

OFFICIAL RESULTS

REPORT-EL52

PAGE 0056

	VOTES	PERCENT		VOTES	PERCENT
COMPTROLLER					
Vote for 1					
01 = Judy Baar Topinka	25,928	59.54			
02 = Jim Dodge	9,135	20.98	03 = William J. Kelly	8,485	19.48

(CONTINUED FROM PREVIOUS PAGE)

	01	02	03
0055 DU PAGE PCT 028	48	15	11
0056 DU PAGE PCT 029	31	7	2
0057 DU PAGE PCT 030	97	37	15
0058 DU PAGE PCT 031	104	47	20
0059 DU PAGE PCT 032	83	15	22
0060 DU PAGE PCT 033	54	13	20
0061 DU PAGE PCT 034	51	18	16
0062 DU PAGE PCT 035	80	15	7
0063 DU PAGE PCT 036	66	24	21
0064 DU PAGE PCT 037	57	16	14
0065 DU PAGE PCT 038	20	8	2
0066 DU PAGE PCT 039	32	4	5
0067 DU PAGE PCT 040	58	8	12
0068 DU PAGE PCT 041	69	9	11
0069 DU PAGE PCT 042	51	14	14
0070 DU PAGE PCT 043	17	8	7
0071 DU PAGE PCT 044	203	24	26
0072 DU PAGE PCT 045	56	15	17
0073 DU PAGE PCT 046	30	5	8
0074 DU PAGE PCT 047	49	16	22
0075 DU PAGE PCT 048	37	16	11
0076 DU PAGE PCT 049	54	11	7
0077 DU PAGE PCT 050	7	2	1
0078 DU PAGE PCT 051	46	10	12
0079 DU PAGE PCT 052	64	24	12
0080 DU PAGE PCT 053	51	10	16
0081 DU PAGE PCT 054	20	5	3
0082 DU PAGE PCT 055	38	10	6
0083 DU PAGE PCT 056	42	11	19
0084 FLORENCE PCT 001	34	10	12
0085 FRANKFORT PCT 001	88	25	23
0086 FRANKFORT PCT 002	129	50	52
0087 FRANKFORT PCT 003	116	54	48
0088 FRANKFORT PCT 004	56	26	23
0089 FRANKFORT PCT 005	75	28	23
0090 FRANKFORT PCT 006	57	53	15
0091 FRANKFORT PCT 007	74	24	12
0092 FRANKFORT PCT 008	97	33	16
0093 FRANKFORT PCT 009	73	23	17
0094 FRANKFORT PCT 010	105	46	30
0095 FRANKFORT PCT 011	35	9	22
0096 FRANKFORT PCT 012	145	39	54
0097 FRANKFORT PCT 013	91	33	32
0098 FRANKFORT PCT 014	87	51	39
0099 FRANKFORT PCT 015	66	22	29
0100 FRANKFORT PCT 016	90	28	23
0101 FRANKFORT PCT 017	47	24	30
0102 FRANKFORT PCT 018	109	22	28
0103 FRANKFORT PCT 019	83	23	31
0104 FRANKFORT PCT 020	19	19	2
0105 FRANKFORT PCT 021	46	25	22
0106 FRANKFORT PCT 022	123	45	35
0107 FRANKFORT PCT 023	70	21	21
0108 FRANKFORT PCT 024	89	22	33

ABSTRACT OF VOTES

WILL COUNTY, ILLINOIS
 GENERAL PRIMARY ELECTION
 FEBRUARY 2, 2010
 REPUBLICAN

OFFICIAL RESULTS

REPORT-EL52

PAGE 0057

	VOTES	PERCENT		VOTES	PERCENT
COMPTRROLLER					
Vote for 1					
01 = Judy Baar Topinka	25,928	59.54			
02 = Jim Dodge	9,135	20.98	03 = William J. Kelly	8,485	19.48

(CONTINUED FROM PREVIOUS PAGE)

	01	02	03
0109 FRANKFORT PCT 025	103	35	44
0110 FRANKFORT PCT 026	121	49	47
0111 FRANKFORT PCT 027	141	44	51
0112 FRANKFORT PCT 028	122	47	38
0113 FRANKFORT PCT 029	84	38	33
0114 FRANKFORT PCT 030	57	28	21
0115 FRANKFORT PCT 031	63	26	25
0116 FRANKFORT PCT 032	126	33	37
0117 FRANKFORT PCT 033	76	24	23
0118 FRANKFORT PCT 034	79	30	45
0119 FRANKFORT PCT 035	155	28	37
0120 FRANKFORT PCT 036	40	15	15
0121 FRANKFORT PCT 037	92	24	20
0122 FRANKFORT PCT 038	82	26	35
0123 FRANKFORT PCT 039	63	32	37
0124 FRANKFORT PCT 040	40	27	19
0125 FRANKFORT PCT 041	95	25	21
0126 FRANKFORT PCT 042	110	31	47
0127 GREEN GARDEN PCT 001	92	34	33
0128 GREEN GARDEN PCT 002	73	41	28
0129 GREEN GARDEN PCT 003	74	45	30
0130 HOMER PCT 001	64	18	11
0131 HOMER PCT 002	81	11	18
0132 HOMER PCT 003	90	25	29
0133 HOMER PCT 004	67	19	25
0134 HOMER PCT 005	84	26	24
0135 HOMER PCT 006	83	25	23
0136 HOMER PCT 007	100	47	19
0137 HOMER PCT 008	72	31	21
0138 HOMER PCT 009	87	20	21
0139 HOMER PCT 010	121	49	47
0140 HOMER PCT 011	85	38	43
0141 HOMER PCT 012	130	36	20
0142 HOMER PCT 013	109	33	30
0143 HOMER PCT 014	55	23	21
0144 HOMER PCT 015	100	24	24
0145 HOMER PCT 016	44	22	9
0146 HOMER PCT 017	83	40	23
0147 HOMER PCT 018	85	30	32
0148 HOMER PCT 019	90	32	19
0149 HOMER PCT 020	78	22	19
0150 HOMER PCT 021	93	101	32
0151 HOMER PCT 022	64	21	21
0152 HOMER PCT 023	54	23	31
0153 HOMER PCT 024	65	20	25
0154 HOMER PCT 025	49	17	9
0155 HOMER PCT 026	57	22	28
0156 HOMER PCT 027	45	27	25
0157 HOMER PCT 028	49	15	16
0158 JACKSON PCT 001	30	9	13
0159 JACKSON PCT 002	63	12	10
0160 JACKSON PCT 003	92	36	27
0161 JACKSON PCT 004	24	12	15
0162 JOLIET PCT 001	43	14	17

		VOTES	PERCENT			VOTES	PERCENT
COMPTROLLER							
Vote for 1							
01 = Judy Baar Topinka		25,928	59.54				
02 = Jim Dodge		9,135	20.98	03 = William J. Kelly		8,485	19.48

(CONTINUED FROM PREVIOUS PAGE)

	01	02	03
0163 JOLIET PCT 002	33	11	16
0164 JOLIET PCT 003	23	9	13
0165 JOLIET PCT 004	22	11	11
0166 JOLIET PCT 005	29	10	5
0167 JOLIET PCT 006	16	7	8
0168 JOLIET PCT 007	36	12	10
0169 JOLIET PCT 008	17	10	7
0170 JOLIET PCT 009	25	13	11
0171 JOLIET PCT 010	16	8	12
0172 JOLIET PCT 011	22	3	8
0173 JOLIET PCT 012	81	14	30
0174 JOLIET PCT 013	71	14	23
0175 JOLIET PCT 014	44	19	17
0176 JOLIET PCT 015	24	7	8
0177 JOLIET PCT 016	20	8	4
0178 JOLIET PCT 017	40	10	21
0179 JOLIET PCT 018	5	3	4
0180 JOLIET PCT 019	29	6	9
0181 JOLIET PCT 020	47	8	11
0182 JOLIET PCT 021	7	0	0
0183 JOLIET PCT 022	51	23	22
0184 JOLIET PCT 023	36	12	17
0185 JOLIET PCT 024	0	1	0
0186 JOLIET PCT 025	14	3	5
0187 JOLIET PCT 026	45	10	19
0188 JOLIET PCT 027	23	16	8
0189 JOLIET PCT 028	20	4	10
0190 JOLIET PCT 029	61	16	16
0191 JOLIET PCT 030	12	5	7
0192 JOLIET PCT 031	57	13	28
0193 JOLIET PCT 032	30	18	18
0194 JOLIET PCT 033	35	15	9
0195 JOLIET PCT 034	22	8	6
0196 JOLIET PCT 035	11	8	6
0197 JOLIET PCT 036	19	3	8
0198 JOLIET PCT 037	9	5	3
0199 JOLIET PCT 038	1	0	0
0200 JOLIET PCT 039	14	8	1
0201 JOLIET PCT 040	39	12	10
0202 JOLIET PCT 041	20	7	15
0203 JOLIET PCT 042	20	10	6
0204 JOLIET PCT 043	0	2	0
0205 JOLIET PCT 044	27	9	12
0206 JOLIET PCT 045	5	3	0
0207 JOLIET PCT 046	0	0	0
0208 JOLIET PCT 047	22	8	11
0209 JOLIET PCT 048	0	0	0
0210 JOLIET PCT 049	39	9	8
0211 JOLIET PCT 050	4	2	0
0212 JOLIET PCT 051	18	13	4
0213 JOLIET PCT 052	7	2	5
0214 JOLIET PCT 053	15	5	4
0215 JOLIET PCT 054	24	12	7
0216 JOLIET PCT 055	18	9	8

ABSTRACT OF VOTES

WILL COUNTY, ILLINOIS
 GENERAL PRIMARY ELECTION
 FEBRUARY 2, 2010
 REPUBLICAN

OFFICIAL RESULTS

REPORT-EL52

PAGE 0059

	VOTES	PERCENT		VOTES	PERCENT
COMPTROLLER					
Vote for 1					
01 = Judy Baar Topinka	25,928	59.54			
02 = Jim Dodge	9,135	20.98	03 = William J. Kelly	8,485	19.48

(CONTINUED FROM PREVIOUS PAGE)

	01	02	03
0217 JOLIET PCT 056	17	13	12
0218 JOLIET PCT 057	6	4	2
0219 JOLIET PCT 058	2	1	0
0220 JOLIET PCT 059	60	21	17
0221 JOLIET PCT 060	6	2	1
0222 JOLIET PCT 061	4	2	1
0223 JOLIET PCT 062	3	1	0
0224 JOLIET PCT 063	14	13	9
0225 JOLIET PCT 064	4	2	0
0226 LOCKPORT PCT 001	41	7	6
0227 LOCKPORT PCT 002	33	16	8
0228 LOCKPORT PCT 003	36	23	20
0229 LOCKPORT PCT 004	31	15	10
0230 LOCKPORT PCT 005	17	11	7
0231 LOCKPORT PCT 006	11	2	4
0232 LOCKPORT PCT 007	5	1	0
0233 LOCKPORT PCT 008	43	17	12
0234 LOCKPORT PCT 009	121	22	35
0235 LOCKPORT PCT 010	43	11	11
0236 LOCKPORT PCT 011	28	8	16
0237 LOCKPORT PCT 012	48	21	24
0238 LOCKPORT PCT 013	37	12	13
0239 LOCKPORT PCT 014	72	30	15
0240 LOCKPORT PCT 015	61	26	29
0241 LOCKPORT PCT 016	54	13	11
0242 LOCKPORT PCT 017	25	18	18
0243 LOCKPORT PCT 018	40	8	15
0244 LOCKPORT PCT 019	49	16	19
0245 LOCKPORT PCT 020	62	31	11
0246 LOCKPORT PCT 021	39	10	10
0247 LOCKPORT PCT 022	64	23	13
0248 LOCKPORT PCT 023	48	9	17
0249 LOCKPORT PCT 024	36	13	10
0250 LOCKPORT PCT 025	73	32	19
0251 LOCKPORT PCT 026	24	6	11
0252 LOCKPORT PCT 027	137	27	32
0253 LOCKPORT PCT 028	63	30	19
0254 LOCKPORT PCT 029	38	11	11
0255 LOCKPORT PCT 030	205	33	34
0256 LOCKPORT PCT 031	25	8	5
0257 LOCKPORT PCT 032	25	3	5
0258 LOCKPORT PCT 033	49	12	19
0259 LOCKPORT PCT 034	36	17	14
0260 LOCKPORT PCT 035	179	19	34
0261 LOCKPORT PCT 036	355	44	56
0262 LOCKPORT PCT 037	25	8	5
0263 MANHATTAN PCT 001	74	25	19
0264 MANHATTAN PCT 002	82	42	38
0265 MANHATTAN PCT 003	64	20	16
0266 MANHATTAN PCT 004	81	42	35
0267 MANHATTAN PCT 005	123	36	32
0268 MONEE PCT 001	53	18	18
0269 MONEE PCT 002	15	4	8
0270 MONEE PCT 003	52	12	18

ABSTRACT OF VOTES

WILL COUNTY, ILLINOIS
 GENERAL PRIMARY ELECTION
 FEBRUARY 2, 2010
 REPUBLICAN

OFFICIAL RESULTS

REPORT-EL52

PAGE 0060

	VOTES	PERCENT		VOTES	PERCENT
COMPTRROLLER					
Vote for 1					
01 = Judy Baar Topinka	25,928	59.54			
02 = Jim Dodge	9,135	20.98	03 = William J. Kelly	8,485	19.48

(CONTINUED FROM PREVIOUS PAGE)

	01	02	03
0271 MONEE PCT 004	27	7	9
0272 MONEE PCT 005	13	0	5
0273 MONEE PCT 006	5	6	2
0274 MONEE PCT 007	3	0	0
0275 MONEE PCT 008	2	0	0
0276 MONEE PCT 009	74	40	41
0277 MONEE PCT 010	82	17	19
0278 MONEE PCT 011	3	0	1
0279 MONEE PCT 012	41	10	15
0280 NEW LENOX PCT 001	31	14	8
0281 NEW LENOX PCT 002	72	48	18
0282 NEW LENOX PCT 003	81	43	35
0283 NEW LENOX PCT 004	111	31	33
0284 NEW LENOX PCT 005	98	46	27
0285 NEW LENOX PCT 006	75	26	21
0286 NEW LENOX PCT 007	110	44	23
0287 NEW LENOX PCT 008	49	20	30
0288 NEW LENOX PCT 009	63	32	35
0289 NEW LENOX PCT 010	95	35	23
0290 NEW LENOX PCT 011	99	24	36
0291 NEW LENOX PCT 012	128	75	50
0292 NEW LENOX PCT 013	104	33	31
0293 NEW LENOX PCT 014	44	23	23
0294 NEW LENOX PCT 015	63	10	17
0295 NEW LENOX PCT 016	44	25	13
0296 NEW LENOX PCT 017	34	26	13
0297 NEW LENOX PCT 018	53	19	24
0298 NEW LENOX PCT 019	67	17	17
0299 NEW LENOX PCT 020	74	44	27
0300 NEW LENOX PCT 021	45	28	13
0301 NEW LENOX PCT 022	105	35	40
0302 NEW LENOX PCT 023	59	23	29
0303 NEW LENOX PCT 024	111	51	36
0304 NEW LENOX PCT 025	72	22	23
0305 NEW LENOX PCT 026	53	25	22
0306 NEW LENOX PCT 027	42	24	18
0307 NEW LENOX PCT 028	61	46	20
0308 NEW LENOX PCT 029	46	25	15
0309 NEW LENOX PCT 030	51	22	21
0310 PEOTONE PCT 001	145	52	44
0311 PEOTONE PCT 002	132	65	48
0312 PEOTONE PCT 003	88	39	34
0313 PLAINFIELD PCT 001	87	25	35
0314 PLAINFIELD PCT 002	50	27	14
0315 PLAINFIELD PCT 003	59	20	23
0316 PLAINFIELD PCT 004	59	29	22
0317 PLAINFIELD PCT 005	54	26	14
0318 PLAINFIELD PCT 006	67	23	22
0319 PLAINFIELD PCT 007	62	25	20
0320 PLAINFIELD PCT 008	123	61	35
0321 PLAINFIELD PCT 009	75	26	30
0322 PLAINFIELD PCT 010	48	21	9
0323 PLAINFIELD PCT 011	70	25	16
0324 PLAINFIELD PCT 012	30	24	17

	VOTES	PERCENT		VOTES	PERCENT
COMPTRROLLER					
Vote for 1					
01 = Judy Baar Topinka	25,928	59.54			
02 = Jim Dodge	9,135	20.98	03 = William J. Kelly	8,485	19.48

(CONTINUED FROM PREVIOUS PAGE)

	01	02	03
0325 PLAINFIELD PCT 013	47	16	12
0326 PLAINFIELD PCT 014	68	36	32
0327 PLAINFIELD PCT 015	51	20	19
0328 PLAINFIELD PCT 016	61	36	26
0329 PLAINFIELD PCT 017	16	3	9
0330 PLAINFIELD PCT 018	32	8	17
0331 PLAINFIELD PCT 019	44	25	22
0332 PLAINFIELD PCT 020	31	16	11
0333 PLAINFIELD PCT 021	26	11	15
0334 PLAINFIELD PCT 022	78	24	29
0335 PLAINFIELD PCT 023	18	16	12
0336 PLAINFIELD PCT 024	35	10	18
0337 PLAINFIELD PCT 025	49	7	15
0338 PLAINFIELD PCT 026	57	25	23
0339 PLAINFIELD PCT 027	48	27	20
0340 PLAINFIELD PCT 028	76	29	17
0341 PLAINFIELD PCT 029	15	4	6
0342 PLAINFIELD PCT 030	19	2	5
0343 PLAINFIELD PCT 031	48	20	13
0344 PLAINFIELD PCT 032	55	28	18
0345 PLAINFIELD PCT 033	48	15	10
0346 PLAINFIELD PCT 034	18	9	7
0347 PLAINFIELD PCT 035	79	59	43
0348 PLAINFIELD PCT 036	38	19	13
0349 PLAINFIELD PCT 037	39	18	6
0350 PLAINFIELD PCT 038	73	33	28
0351 PLAINFIELD PCT 039	62	19	22
0352 PLAINFIELD PCT 040	51	32	15
0353 PLAINFIELD PCT 041	45	17	20
0354 PLAINFIELD PCT 042	17	7	11
0355 PLAINFIELD PCT 043	37	15	10
0356 PLAINFIELD PCT 044	38	12	8
0357 PLAINFIELD PCT 045	48	33	21
0358 PLAINFIELD PCT 046	33	18	13
0359 REED PCT 001	53	21	31
0360 REED PCT 002	37	9	17
0361 REED PCT 003	18	15	6
0362 REED PCT 004	25	21	21
0363 REED PCT 005	64	22	27
0364 TROY PCT 001	79	38	35
0365 TROY PCT 002	66	16	25
0366 TROY PCT 003	64	18	25
0367 TROY PCT 004	77	13	23
0368 TROY PCT 005	43	17	14
0369 TROY PCT 006	40	14	12
0370 TROY PCT 007	50	16	22
0371 TROY PCT 008	104	30	41
0372 TROY PCT 009	64	22	26
0373 TROY PCT 010	63	27	29
0374 TROY PCT 011	185	46	55
0375 TROY PCT 012	53	24	17
0376 TROY PCT 013	39	15	20
0377 TROY PCT 014	46	12	14
0378 TROY PCT 015	45	26	15

ABSTRACT OF VOTES

WILL COUNTY, ILLINOIS
 GENERAL PRIMARY ELECTION
 FEBRUARY 2, 2010
 REPUBLICAN

OFFICIAL RESULTS

REPORT-EL52

PAGE 0062

	VOTES	PERCENT		VOTES	PERCENT
COMPTRROLLER					
Vote for 1					
01 = Judy Baar Topinka	25,928	59.54			
02 = Jim Dodge	9,135	20.98	03 = William J. Kelly	8,485	19.48

(CONTINUED FROM PREVIOUS PAGE)

	01	02	03
0379 TROY PCT 016	131	37	20
0380 TROY PCT 017	38	19	27
0381 TROY PCT 018	111	27	28
0382 TROY PCT 019	73	37	34
0383 TROY PCT 020	72	36	22
0384 TROY PCT 021	61	19	22
0385 TROY PCT 022	54	32	26
0386 TROY PCT 023	21	7	10
0387 TROY PCT 024	75	21	20
0388 TROY PCT 025	73	13	15
0389 TROY PCT 026	31	22	10
0390 TROY PCT 027	42	25	4
0391 TROY PCT 028	98	48	41
0392 TROY PCT 029	18	8	9
0393 TROY PCT 030	54	22	19
0394 WASHINGTON PCT 001	73	28	34
0395 WASHINGTON PCT 002	62	12	21
0396 WASHINGTON PCT 003	102	28	39
0397 WASHINGTON PCT 004	102	36	35
0398 WESLEY PCT 001	66	25	31
0399 WESLEY PCT 002	31	10	22
0400 WHEATLAND PCT 001	82	35	23
0401 WHEATLAND PCT 002	92	13	32
0402 WHEATLAND PCT 003	44	20	22
0403 WHEATLAND PCT 004	90	33	46
0404 WHEATLAND PCT 005	96	19	30
0405 WHEATLAND PCT 006	71	28	25
0406 WHEATLAND PCT 007	58	39	19
0407 WHEATLAND PCT 008	56	16	22
0408 WHEATLAND PCT 009	89	14	20
0409 WHEATLAND PCT 010	104	27	35
0410 WHEATLAND PCT 011	81	22	30
0411 WHEATLAND PCT 012	73	16	19
0412 WHEATLAND PCT 013	70	11	23
0413 WHEATLAND PCT 014	67	22	26
0414 WHEATLAND PCT 015	46	7	8
0415 WHEATLAND PCT 016	60	21	30
0416 WHEATLAND PCT 017	78	17	31
0417 WHEATLAND PCT 018	117	40	33
0418 WHEATLAND PCT 019	69	13	18
0419 WHEATLAND PCT 020	61	16	18
0420 WHEATLAND PCT 021	107	18	27
0421 WHEATLAND PCT 022	25	10	7
0422 WHEATLAND PCT 023	76	16	19
0423 WHEATLAND PCT 024	50	27	33
0424 WHEATLAND PCT 025	72	23	23
0425 WHEATLAND PCT 026	68	26	21
0426 WHEATLAND PCT 027	50	20	15
0427 WHEATLAND PCT 028	57	23	19
0428 WHEATLAND PCT 029	49	15	9
0429 WHEATLAND PCT 030	51	13	16
0430 WHEATLAND PCT 031	57	20	16
0431 WHEATLAND PCT 032	57	11	10
0432 WHEATLAND PCT 033	44	13	11

ABSTRACT OF VOTES

WILL COUNTY, ILLINOIS
 GENERAL PRIMARY ELECTION
 FEBRUARY 2, 2010
 REPUBLICAN

OFFICIAL RESULTS

REPORT-EL52

PAGE 0063

		VOTES	PERCENT			VOTES	PERCENT
COMPTRROLLER							
Vote for 1							
01 = Judy Baar Topinka		25,928	59.54				
02 = Jim Dodge		9,135	20.98	03 = William J. Kelly		8,485	19.48

(CONTINUED FROM PREVIOUS PAGE)	01	02	03
0433 WHEATLAND PCT 034	124	43	43
0434 WHEATLAND PCT 035	84	47	25
0435 WHEATLAND PCT 036	53	17	14
0436 WHEATLAND PCT 037	46	14	18
0437 WHEATLAND PCT 038	95	12	17
0438 WHEATLAND PCT 039	55	32	30
0439 WHEATLAND PCT 040	58	14	11
0440 WILL PCT 001	174	57	60
0441 WILMINGTON PCT 001	15	10	10
0442 WILMINGTON PCT 002	37	12	12
0443 WILMINGTON PCT 003	72	33	21
0444 WILMINGTON PCT 004	42	12	11
0445 WILMINGTON PCT 005	53	29	24
0446 WILTON PCT 001	69	42	28

VOTES PERCENT

TREASURER

Vote for 1

01 = Dan Rutherford

39,201 100.00

01

0001 CHANNAHON PCT 001	63
0002 CHANNAHON PCT 002	65
0003 CHANNAHON PCT 003	70
0004 CHANNAHON PCT 004	119
0005 CHANNAHON PCT 005	69
0006 CHANNAHON PCT 006	78
0007 CHANNAHON PCT 007	93
0008 CHANNAHON PCT 008	106
0009 CHANNAHON PCT 009	66
0010 CRETE PCT 001	107
0011 CRETE PCT 002	76
0012 CRETE PCT 003	51
0013 CRETE PCT 004	50
0014 CRETE PCT 005	25
0015 CRETE PCT 006	65
0016 CRETE PCT 007	116
0017 CRETE PCT 008	128
0018 CRETE PCT 009	88
0019 CRETE PCT 010	115
0020 CRETE PCT 011	169
0021 CRETE PCT 012	38
0022 CRETE PCT 013	148
0023 CRETE PCT 014	77
0024 CRETE PCT 015	51
0025 CRETE PCT 016	98
0026 CRETE PCT 017	33
0027 CUSTER PCT 001	140
0028 DU PAGE PCT 001	88
0029 DU PAGE PCT 002	54
0030 DU PAGE PCT 003	71
0031 DU PAGE PCT 004	58
0032 DU PAGE PCT 005	49
0033 DU PAGE PCT 006	59
0034 DU PAGE PCT 007	74
0035 DU PAGE PCT 008	76
0036 DU PAGE PCT 009	29
0037 DU PAGE PCT 010	64
0038 DU PAGE PCT 011	77
0039 DU PAGE PCT 012	63
0040 DU PAGE PCT 013	84
0041 DU PAGE PCT 014	97
0042 DU PAGE PCT 015	43
0043 DU PAGE PCT 016	62
0044 DU PAGE PCT 017	87
0045 DU PAGE PCT 018	98
0046 DU PAGE PCT 019	63
0047 DU PAGE PCT 020	111
0048 DU PAGE PCT 021	120
0049 DU PAGE PCT 022	68
0050 DU PAGE PCT 023	61
0051 DU PAGE PCT 024	57
0052 DU PAGE PCT 025	53
0053 DU PAGE PCT 026	48
0054 DU PAGE PCT 027	65
0055 DU PAGE PCT 028	70

**For City of Aurora details
refer to that section of this book.**

ABSTRACT OF VOTES

WILL COUNTY, ILLINOIS
GENERAL PRIMARY ELECTION
FEBRUARY 2, 2010
REPUBLICAN

OFFICIAL RESULTS

REPORT-EL52

PAGE 0065

VOTES PERCENT

TREASURER

Vote for 1
01 = Dan Rutherford

39,201 100.00

(CONTINUED FROM PREVIOUS PAGE) 01

0056 DU PAGE PCT 029	36
0057 DU PAGE PCT 030	134
0058 DU PAGE PCT 031	158
0059 DU PAGE PCT 032	111
0060 DU PAGE PCT 033	79
0061 DU PAGE PCT 034	84
0062 DU PAGE PCT 035	92
0063 DU PAGE PCT 036	106
0064 DU PAGE PCT 037	76
0065 DU PAGE PCT 038	28
0066 DU PAGE PCT 039	41
0067 DU PAGE PCT 040	75
0068 DU PAGE PCT 041	84
0069 DU PAGE PCT 042	69
0070 DU PAGE PCT 043	31
0071 DU PAGE PCT 044	230
0072 DU PAGE PCT 045	81
0073 DU PAGE PCT 046	43
0074 DU PAGE PCT 047	77
0075 DU PAGE PCT 048	54
0076 DU PAGE PCT 049	67
0077 DU PAGE PCT 050	11
0078 DU PAGE PCT 051	66
0079 DU PAGE PCT 052	93
0080 DU PAGE PCT 053	72
0081 DU PAGE PCT 054	26
0082 DU PAGE PCT 055	51
0083 DU PAGE PCT 056	68
0084 FLORENCE PCT 001	48
0085 FRANKFORT PCT 001	117
0086 FRANKFORT PCT 002	206
0087 FRANKFORT PCT 003	187
0088 FRANKFORT PCT 004	91
0089 FRANKFORT PCT 005	112
0090 FRANKFORT PCT 006	113
0091 FRANKFORT PCT 007	100
0092 FRANKFORT PCT 008	124
0093 FRANKFORT PCT 009	104
0094 FRANKFORT PCT 010	159
0095 FRANKFORT PCT 011	61
0096 FRANKFORT PCT 012	200
0097 FRANKFORT PCT 013	127
0098 FRANKFORT PCT 014	150
0099 FRANKFORT PCT 015	104
0100 FRANKFORT PCT 016	123
0101 FRANKFORT PCT 017	83
0102 FRANKFORT PCT 018	146
0103 FRANKFORT PCT 019	122
0104 FRANKFORT PCT 020	39
0105 FRANKFORT PCT 021	78
0106 FRANKFORT PCT 022	183
0107 FRANKFORT PCT 023	101
0108 FRANKFORT PCT 024	121
0109 FRANKFORT PCT 025	162
0110 FRANKFORT PCT 026	177

VOTES PERCENT

TREASURER

Vote for 1
 01 = Dan Rutherford

39,201 100.00

(CONTINUED FROM PREVIOUS PAGE) 01

0111 FRANKFORT PCT 027	202
0112 FRANKFORT PCT 028	174
0113 FRANKFORT PCT 029	137
0114 FRANKFORT PCT 030	97
0115 FRANKFORT PCT 031	95
0116 FRANKFORT PCT 032	175
0117 FRANKFORT PCT 033	118
0118 FRANKFORT PCT 034	129
0119 FRANKFORT PCT 035	192
0120 FRANKFORT PCT 036	64
0121 FRANKFORT PCT 037	129
0122 FRANKFORT PCT 038	121
0123 FRANKFORT PCT 039	120
0124 FRANKFORT PCT 040	74
0125 FRANKFORT PCT 041	131
0126 FRANKFORT PCT 042	168
0127 GREEN GARDEN PCT 001	148
0128 GREEN GARDEN PCT 002	126
0129 GREEN GARDEN PCT 003	138
0130 HOMER PCT 001	77
0131 HOMER PCT 002	97
0132 HOMER PCT 003	123
0133 HOMER PCT 004	96
0134 HOMER PCT 005	121
0135 HOMER PCT 006	115
0136 HOMER PCT 007	152
0137 HOMER PCT 008	109
0138 HOMER PCT 009	124
0139 HOMER PCT 010	187
0140 HOMER PCT 011	157
0141 HOMER PCT 012	169
0142 HOMER PCT 013	156
0143 HOMER PCT 014	91
0144 HOMER PCT 015	125
0145 HOMER PCT 016	70
0146 HOMER PCT 017	136
0147 HOMER PCT 018	141
0148 HOMER PCT 019	112
0149 HOMER PCT 020	102
0150 HOMER PCT 021	205
0151 HOMER PCT 022	91
0152 HOMER PCT 023	102
0153 HOMER PCT 024	97
0154 HOMER PCT 025	62
0155 HOMER PCT 026	91
0156 HOMER PCT 027	93
0157 HOMER PCT 028	73
0158 JACKSON PCT 001	43
0159 JACKSON PCT 002	79
0160 JACKSON PCT 003	140
0161 JACKSON PCT 004	43
0162 JOLIET PCT 001	69
0163 JOLIET PCT 002	54
0164 JOLIET PCT 003	39
0165 JOLIET PCT 004	41

VOTES PERCENT

TREASURER

Vote for 1
 01 = Dan Rutherford

39,201 100.00

(CONTINUED FROM PREVIOUS PAGE) 01

0166 JOLIET PCT 005	41
0167 JOLIET PCT 006	27
0168 JOLIET PCT 007	47
0169 JOLIET PCT 008	32
0170 JOLIET PCT 009	41
0171 JOLIET PCT 010	30
0172 JOLIET PCT 011	32
0173 JOLIET PCT 012	109
0174 JOLIET PCT 013	91
0175 JOLIET PCT 014	72
0176 JOLIET PCT 015	35
0177 JOLIET PCT 016	26
0178 JOLIET PCT 017	68
0179 JOLIET PCT 018	10
0180 JOLIET PCT 019	36
0181 JOLIET PCT 020	55
0182 JOLIET PCT 021	7
0183 JOLIET PCT 022	89
0184 JOLIET PCT 023	57
0185 JOLIET PCT 024	0
0186 JOLIET PCT 025	22
0187 JOLIET PCT 026	70
0188 JOLIET PCT 027	44
0189 JOLIET PCT 028	32
0190 JOLIET PCT 029	85
0191 JOLIET PCT 030	21
0192 JOLIET PCT 031	82
0193 JOLIET PCT 032	58
0194 JOLIET PCT 033	54
0195 JOLIET PCT 034	32
0196 JOLIET PCT 035	23
0197 JOLIET PCT 036	26
0198 JOLIET PCT 037	17
0199 JOLIET PCT 038	1
0200 JOLIET PCT 039	22
0201 JOLIET PCT 040	53
0202 JOLIET PCT 041	40
0203 JOLIET PCT 042	32
0204 JOLIET PCT 043	2
0205 JOLIET PCT 044	47
0206 JOLIET PCT 045	7
0207 JOLIET PCT 046	0
0208 JOLIET PCT 047	37
0209 JOLIET PCT 048	0
0210 JOLIET PCT 049	47
0211 JOLIET PCT 050	5
0212 JOLIET PCT 051	34
0213 JOLIET PCT 052	14
0214 JOLIET PCT 053	22
0215 JOLIET PCT 054	33
0216 JOLIET PCT 055	27
0217 JOLIET PCT 056	38
0218 JOLIET PCT 057	14
0219 JOLIET PCT 058	3
0220 JOLIET PCT 059	89

VOTES PERCENT

TREASURER

Vote for 1

01 = Dan Rutherford

39,201 100.00

(CONTINUED FROM PREVIOUS PAGE)

	-----	01

0221 JOLIET PCT 060		7
0222 JOLIET PCT 061		6
0223 JOLIET PCT 062		4
0224 JOLIET PCT 063		32
0225 JOLIET PCT 064		4
0226 LOCKPORT PCT 001		47
0227 LOCKPORT PCT 002		44
0228 LOCKPORT PCT 003		71
0229 LOCKPORT PCT 004		51
0230 LOCKPORT PCT 005		30
0231 LOCKPORT PCT 006		14
0232 LOCKPORT PCT 007		6
0233 LOCKPORT PCT 008		60
0234 LOCKPORT PCT 009		161
0235 LOCKPORT PCT 010		56
0236 LOCKPORT PCT 011		46
0237 LOCKPORT PCT 012		84
0238 LOCKPORT PCT 013		58
0239 LOCKPORT PCT 014		104
0240 LOCKPORT PCT 015		100
0241 LOCKPORT PCT 016		71
0242 LOCKPORT PCT 017		52
0243 LOCKPORT PCT 018		56
0244 LOCKPORT PCT 019		72
0245 LOCKPORT PCT 020		90
0246 LOCKPORT PCT 021		54
0247 LOCKPORT PCT 022		91
0248 LOCKPORT PCT 023		72
0249 LOCKPORT PCT 024		57
0250 LOCKPORT PCT 025		106
0251 LOCKPORT PCT 026		41
0252 LOCKPORT PCT 027		169
0253 LOCKPORT PCT 028		105
0254 LOCKPORT PCT 029		53
0255 LOCKPORT PCT 030		257
0256 LOCKPORT PCT 031		36
0257 LOCKPORT PCT 032		30
0258 LOCKPORT PCT 033		72
0259 LOCKPORT PCT 034		59
0260 LOCKPORT PCT 035		207
0261 LOCKPORT PCT 036		428
0262 LOCKPORT PCT 037		34
0263 MANHATTAN PCT 001		101
0264 MANHATTAN PCT 002		142
0265 MANHATTAN PCT 003		94
0266 MANHATTAN PCT 004		131
0267 MANHATTAN PCT 005		170
0268 MONEE PCT 001		86
0269 MONEE PCT 002		27
0270 MONEE PCT 003		70
0271 MONEE PCT 004		40
0272 MONEE PCT 005		17
0273 MONEE PCT 006		12
0274 MONEE PCT 007		3
0275 MONEE PCT 008		2

VOTES PERCENT

TREASURER

Vote for 1
 01 = Dan Rutherford

39,201 100.00

(CONTINUED FROM PREVIOUS PAGE) 01

0276 MONEE PCT 009	138
0277 MONEE PCT 010	111
0278 MONEE PCT 011	4
0279 MONEE PCT 012	58
0280 NEW LENOX PCT 001	53
0281 NEW LENOX PCT 002	123
0282 NEW LENOX PCT 003	137
0283 NEW LENOX PCT 004	159
0284 NEW LENOX PCT 005	146
0285 NEW LENOX PCT 006	108
0286 NEW LENOX PCT 007	159
0287 NEW LENOX PCT 008	88
0288 NEW LENOX PCT 009	120
0289 NEW LENOX PCT 010	142
0290 NEW LENOX PCT 011	136
0291 NEW LENOX PCT 012	229
0292 NEW LENOX PCT 013	157
0293 NEW LENOX PCT 014	85
0294 NEW LENOX PCT 015	80
0295 NEW LENOX PCT 016	75
0296 NEW LENOX PCT 017	51
0297 NEW LENOX PCT 018	86
0298 NEW LENOX PCT 019	97
0299 NEW LENOX PCT 020	141
0300 NEW LENOX PCT 021	73
0301 NEW LENOX PCT 022	162
0302 NEW LENOX PCT 023	95
0303 NEW LENOX PCT 024	174
0304 NEW LENOX PCT 025	99
0305 NEW LENOX PCT 026	81
0306 NEW LENOX PCT 027	76
0307 NEW LENOX PCT 028	112
0308 NEW LENOX PCT 029	76
0309 NEW LENOX PCT 030	81
0310 PEOTONE PCT 001	204
0311 PEOTONE PCT 002	218
0312 PEOTONE PCT 003	123
0313 PLAINFIELD PCT 001	129
0314 PLAINFIELD PCT 002	79
0315 PLAINFIELD PCT 003	91
0316 PLAINFIELD PCT 004	103
0317 PLAINFIELD PCT 005	88
0318 PLAINFIELD PCT 006	96
0319 PLAINFIELD PCT 007	94
0320 PLAINFIELD PCT 008	201
0321 PLAINFIELD PCT 009	122
0322 PLAINFIELD PCT 010	70
0323 PLAINFIELD PCT 011	100
0324 PLAINFIELD PCT 012	67
0325 PLAINFIELD PCT 013	68
0326 PLAINFIELD PCT 014	124
0327 PLAINFIELD PCT 015	86
0328 PLAINFIELD PCT 016	118
0329 PLAINFIELD PCT 017	27
0330 PLAINFIELD PCT 018	53

VOTES PERCENT

TREASURER

Vote for 1

01 = Dan Rutherford

39,201 100.00

(CONTINUED FROM PREVIOUS PAGE)

	01
0331 PLAINFIELD PCT 019	82
0332 PLAINFIELD PCT 020	52
0333 PLAINFIELD PCT 021	47
0334 PLAINFIELD PCT 022	120
0335 PLAINFIELD PCT 023	44
0336 PLAINFIELD PCT 024	60
0337 PLAINFIELD PCT 025	71
0338 PLAINFIELD PCT 026	95
0339 PLAINFIELD PCT 027	81
0340 PLAINFIELD PCT 028	110
0341 PLAINFIELD PCT 029	23
0342 PLAINFIELD PCT 030	26
0343 PLAINFIELD PCT 031	73
0344 PLAINFIELD PCT 032	90
0345 PLAINFIELD PCT 033	64
0346 PLAINFIELD PCT 034	33
0347 PLAINFIELD PCT 035	172
0348 PLAINFIELD PCT 036	63
0349 PLAINFIELD PCT 037	59
0350 PLAINFIELD PCT 038	122
0351 PLAINFIELD PCT 039	99
0352 PLAINFIELD PCT 040	87
0353 PLAINFIELD PCT 041	76
0354 PLAINFIELD PCT 042	30
0355 PLAINFIELD PCT 043	58
0356 PLAINFIELD PCT 044	54
0357 PLAINFIELD PCT 045	97
0358 PLAINFIELD PCT 046	60
0359 REED PCT 001	99
0360 REED PCT 002	57
0361 REED PCT 003	37
0362 REED PCT 004	61
0363 REED PCT 005	105
0364 TROY PCT 001	138
0365 TROY PCT 002	98
0366 TROY PCT 003	96
0367 TROY PCT 004	102
0368 TROY PCT 005	65
0369 TROY PCT 006	62
0370 TROY PCT 007	80
0371 TROY PCT 008	156
0372 TROY PCT 009	107
0373 TROY PCT 010	108
0374 TROY PCT 011	256
0375 TROY PCT 012	88
0376 TROY PCT 013	65
0377 TROY PCT 014	63
0378 TROY PCT 015	79
0379 TROY PCT 016	165
0380 TROY PCT 017	80
0381 TROY PCT 018	155
0382 TROY PCT 019	130
0383 TROY PCT 020	121
0384 TROY PCT 021	91
0385 TROY PCT 022	98

VOTES PERCENT

TREASURER

Vote for 1

01 = Dan Rutherford

39,201 100.00

(CONTINUED FROM PREVIOUS PAGE)

01

0386 TROY PCT 023	35
0387 TROY PCT 024	105
0388 TROY PCT 025	89
0389 TROY PCT 026	55
0390 TROY PCT 027	66
0391 TROY PCT 028	179
0392 TROY PCT 029	32
0393 TROY PCT 030	90
0394 WASHINGTON PCT 001	113
0395 WASHINGTON PCT 002	87
0396 WASHINGTON PCT 003	149
0397 WASHINGTON PCT 004	159
0398 WESLEY PCT 001	106
0399 WESLEY PCT 002	57
0400 WHEATLAND PCT 001	127
0401 WHEATLAND PCT 002	131
0402 WHEATLAND PCT 003	80
0403 WHEATLAND PCT 004	154
0404 WHEATLAND PCT 005	133
0405 WHEATLAND PCT 006	114
0406 WHEATLAND PCT 007	109
0407 WHEATLAND PCT 008	85
0408 WHEATLAND PCT 009	111
0409 WHEATLAND PCT 010	160
0410 WHEATLAND PCT 011	122
0411 WHEATLAND PCT 012	104
0412 WHEATLAND PCT 013	100
0413 WHEATLAND PCT 014	111
0414 WHEATLAND PCT 015	53
0415 WHEATLAND PCT 016	103
0416 WHEATLAND PCT 017	113
0417 WHEATLAND PCT 018	179
0418 WHEATLAND PCT 019	93
0419 WHEATLAND PCT 020	84
0420 WHEATLAND PCT 021	144
0421 WHEATLAND PCT 022	40
0422 WHEATLAND PCT 023	100
0423 WHEATLAND PCT 024	99
0424 WHEATLAND PCT 025	115
0425 WHEATLAND PCT 026	112
0426 WHEATLAND PCT 027	71
0427 WHEATLAND PCT 028	85
0428 WHEATLAND PCT 029	73
0429 WHEATLAND PCT 030	68
0430 WHEATLAND PCT 031	85
0431 WHEATLAND PCT 032	68
0432 WHEATLAND PCT 033	60
0433 WHEATLAND PCT 034	196
0434 WHEATLAND PCT 035	150
0435 WHEATLAND PCT 036	78
0436 WHEATLAND PCT 037	70
0437 WHEATLAND PCT 038	119
0438 WHEATLAND PCT 039	107
0439 WHEATLAND PCT 040	81
0440 WILL PCT 001	244

VOTES PERCENT

TREASURER

Vote for 1

01 = Dan Rutherford

39,201 100.00

(CONTINUED FROM PREVIOUS PAGE)

01

0441 WILMINGTON PCT 001 33
0442 WILMINGTON PCT 002 55
0443 WILMINGTON PCT 003 118
0444 WILMINGTON PCT 004 61
0445 WILMINGTON PCT 005 93
0446 WILTON PCT 001 121



Nancy Schultz Voots

W I L L C O U N T Y C L E R K



Republican Party

CONGRESSIONAL SUMMARY

(2nd, 11th & 13th DISTRICTS)

REPRESENTATIVE IN CONGRESS 2ND CONGRESSIONAL DISTRICT

VOTES PERCENT

Vote for 1

01 = Isaac C. Hayes 137 100.00

01

0021 CRETE PCT 012	38
0269 MONEE PCT 002	26
0271 MONEE PCT 004	40
0272 MONEE PCT 005	17
0273 MONEE PCT 006	8
0274 MONEE PCT 007	3
0275 MONEE PCT 008	1
0278 MONEE PCT 011	4

Total Republican Ballots Cast for
2nd Congressional District
160



	VOTES	PERCENT		VOTES	PERCENT
REPRESENTATIVE IN CONGRESS 11TH CONGRESSIONAL DISTRICT					
Vote for 1					
01 = Henry W. Meers, Jr.	2,996	12.23			
02 = David McAloon	2,290	9.35	04 = Adam Kinzinger	15,004	61.24
03 = Dave White	2,699	11.02	05 = Darrel Miller	1,512	6.17

	01	02	03	04	05
0001 CHANNAHON PCT 001	5	7	3	54	4
0002 CHANNAHON PCT 002	4	9	4	46	4
0003 CHANNAHON PCT 003	5	16	4	52	6
0004 CHANNAHON PCT 004	18	24	14	68	9
0005 CHANNAHON PCT 005	8	24	5	43	3
0006 CHANNAHON PCT 006	3	8	2	75	3
0007 CHANNAHON PCT 007	5	17	8	58	2
0008 CHANNAHON PCT 008	8	15	9	79	6
0009 CHANNAHON PCT 009	4	11	6	50	4
0010 CRETE PCT 001	6	8	17	68	10
0011 CRETE PCT 002	6	7	5	57	9
0012 CRETE PCT 003	2	9	8	27	8
0013 CRETE PCT 004	6	6	4	29	10
0014 CRETE PCT 005	2	2	2	15	3
0015 CRETE PCT 006	4	10	8	41	4
0016 CRETE PCT 007	8	13	22	65	9
0017 CRETE PCT 008	11	22	17	82	7
0018 CRETE PCT 009	8	7	22	45	8
0019 CRETE PCT 010	5	12	18	72	12
0020 CRETE PCT 011	15	17	16	113	15
0022 CRETE PCT 013	10	12	7	133	5
0023 CRETE PCT 014	8	5	14	46	11
0024 CRETE PCT 015	6	4	9	33	0
0025 CRETE PCT 016	13	16	16	56	7
0026 CRETE PCT 017	4	6	3	20	3
0027 CUSTER PCT 001	9	24	16	88	9
0084 FLORENCE PCT 001	6	10	5	31	2
0085 FRANKFORT PCT 001	30	4	12	89	1
0086 FRANKFORT PCT 002	50	15	29	122	6
0087 FRANKFORT PCT 003	36	15	35	115	9
0088 FRANKFORT PCT 004	13	9	10	55	8
0089 FRANKFORT PCT 005	25	11	16	61	4
0090 FRANKFORT PCT 006	30	9	16	60	8
0091 FRANKFORT PCT 007	20	5	6	70	5
0092 FRANKFORT PCT 008	21	13	11	87	8
0093 FRANKFORT PCT 009	22	11	11	62	5
0094 FRANKFORT PCT 010	39	12	16	100	5
0095 FRANKFORT PCT 011	15	9	7	32	2
0096 FRANKFORT PCT 012	46	13	12	148	6
0097 FRANKFORT PCT 013	21	5	7	107	9
0098 FRANKFORT PCT 014	21	9	21	111	12
0099 FRANKFORT PCT 015	29	12	15	60	2
0100 FRANKFORT PCT 016	25	6	9	81	10
0101 FRANKFORT PCT 017	27	8	7	49	7
0102 FRANKFORT PCT 018	30	4	7	97	9
0103 FRANKFORT PCT 019	17	9	12	94	4
0104 FRANKFORT PCT 020	9	4	5	21	1
0105 FRANKFORT PCT 021	16	7	8	47	5
0106 FRANKFORT PCT 022	26	10	29	114	10
0107 FRANKFORT PCT 023	21	7	6	67	6
0108 FRANKFORT PCT 024	22	6	19	80	9
0109 FRANKFORT PCT 025	41	9	10	111	4
0110 FRANKFORT PCT 026	37	16	12	130	9

Total Republican Ballots Cast for
11th Congressional District
27,044

	VOTES	PERCENT		VOTES	PERCENT
REPRESENTATIVE IN CONGRESS 11TH CONGRESSIONAL DISTRICT					
Vote for 1					
01 = Henry W. Meers, Jr.	2,996	12.23			
02 = David McAloon	2,290	9.35	04 = Adam Kinzinger	15,004	61.24
03 = Dave White	2,699	11.02	05 = Darrel Miller	1,512	6.17

(CONTINUED FROM PREVIOUS PAGE)

	01	02	03	04	05
0111 FRANKFORT PCT 027	39	12	30	128	9
0112 FRANKFORT PCT 028	49	9	18	112	11
0113 FRANKFORT PCT 029	39	11	16	78	3
0114 FRANKFORT PCT 030	26	4	8	59	4
0115 FRANKFORT PCT 031	20	7	7	68	7
0116 FRANKFORT PCT 032	32	13	13	121	10
0117 FRANKFORT PCT 033	44	2	7	62	7
0118 FRANKFORT PCT 034	13	11	18	97	3
0119 FRANKFORT PCT 035	38	23	27	109	8
0120 FRANKFORT PCT 036	12	9	7	39	1
0121 FRANKFORT PCT 037	28	12	9	70	6
0122 FRANKFORT PCT 038	27	6	8	88	10
0123 FRANKFORT PCT 039	19	5	9	92	2
0124 FRANKFORT PCT 040	11	5	11	48	5
0125 FRANKFORT PCT 041	22	10	21	75	7
0126 FRANKFORT PCT 042	27	7	10	136	5
0127 GREEN GARDEN PCT 001	15	9	17	91	8
0128 GREEN GARDEN PCT 002	18	12	8	86	8
0129 GREEN GARDEN PCT 003	16	12	10	84	16
0158 JACKSON PCT 001	5	8	5	28	4
0159 JACKSON PCT 002	3	1	7	62	9
0160 JACKSON PCT 003	15	11	12	100	7
0161 JACKSON PCT 004	8	4	8	23	4
0162 JOLIET PCT 001	13	3	14	39	3
0163 JOLIET PCT 002	5	6	6	35	6
0164 JOLIET PCT 003	1	4	6	26	6
0165 JOLIET PCT 004	9	4	8	19	2
0166 JOLIET PCT 005	5	3	5	28	2
0167 JOLIET PCT 006	2	1	4	20	0
0168 JOLIET PCT 007	11	5	3	30	8
0169 JOLIET PCT 008	3	3	4	16	8
0170 JOLIET PCT 009	4	10	3	21	7
0171 JOLIET PCT 010	6	0	3	23	1
0172 JOLIET PCT 011	3	2	4	22	3
0173 JOLIET PCT 012	25	8	9	62	11
0174 JOLIET PCT 013	8	6	6	70	8
0175 JOLIET PCT 014	10	7	6	49	4
0176 JOLIET PCT 015	7	3	6	17	4
0177 JOLIET PCT 016	3	6	5	15	2
0178 JOLIET PCT 017	9	5	13	35	9
0179 JOLIET PCT 018	2	0	3	8	0
0180 JOLIET PCT 019	2	2	8	23	2
0181 JOLIET PCT 020	9	6	5	36	2
0182 JOLIET PCT 021	2	1	1	0	2
0183 JOLIET PCT 022	7	6	11	60	9
0184 JOLIET PCT 023	5	7	8	36	9
0185 JOLIET PCT 024	0	1	0	0	0
0186 JOLIET PCT 025	2	1	1	20	0
0187 JOLIET PCT 026	8	6	8	35	8
0188 JOLIET PCT 027	2	9	6	26	1
0189 JOLIET PCT 028	5	4	6	14	5
0190 JOLIET PCT 029	12	6	6	55	8
0191 JOLIET PCT 030	2	4	3	14	1

	VOTES	PERCENT		VOTES	PERCENT
REPRESENTATIVE IN CONGRESS 11TH CONGRESSIONAL DISTRICT					
Vote for 1					
01 = Henry W. Meers, Jr.	2,996	12.23			
02 = David McAloon	2,290	9.35	04 = Adam Kinzinger	15,004	61.24
03 = Dave White	2,699	11.02	05 = Darrel Miller	1,512	6.17

(CONTINUED FROM PREVIOUS PAGE)

	01	02	03	04	05
0192 JOLIET PCT 031	10	5	10	59	6
0193 JOLIET PCT 032	9	11	10	30	7
0194 JOLIET PCT 033	4	4	6	35	6
0195 JOLIET PCT 034	6	3	6	16	5
0196 JOLIET PCT 035	2	3	5	16	0
0197 JOLIET PCT 036	5	2	4	15	5
0198 JOLIET PCT 037	5	1	1	9	1
0199 JOLIET PCT 038	0	0	1	0	0
0200 JOLIET PCT 039	7	4	1	9	2
0201 JOLIET PCT 040	8	5	8	32	5
0202 JOLIET PCT 041	4	5	13	15	3
0203 JOLIET PCT 042	5	4	4	20	3
0204 JOLIET PCT 043	0	0	2	1	0
0205 JOLIET PCT 044	1	7	10	23	5
0206 JOLIET PCT 045	0	0	0	4	3
0207 JOLIET PCT 046	0	0	0	0	0
0208 JOLIET PCT 047	3	5	3	24	3
0209 JOLIET PCT 048	0	0	0	0	0
0210 JOLIET PCT 049	9	1	7	34	3
0211 JOLIET PCT 050	1	0	0	4	1
0212 JOLIET PCT 051	4	6	5	19	1
0213 JOLIET PCT 052	3	2	2	5	2
0214 JOLIET PCT 053	4	2	4	9	6
0215 JOLIET PCT 054	1	1	8	21	9
0216 JOLIET PCT 055	7	2	4	15	2
0217 JOLIET PCT 056	5	2	3	22	6
0218 JOLIET PCT 057	2	1	4	3	3
0219 JOLIET PCT 058	0	0	0	2	0
0220 JOLIET PCT 059	17	6	12	53	6
0221 JOLIET PCT 060	1	0	2	5	2
0222 JOLIET PCT 061	1	0	3	3	0
0223 JOLIET PCT 062	0	0	0	4	0
0224 JOLIET PCT 063	2	6	7	19	2
0225 JOLIET PCT 064	0	1	0	3	1
0263 MANHATTAN PCT 001	5	13	12	77	4
0264 MANHATTAN PCT 002	9	26	15	93	7
0265 MANHATTAN PCT 003	5	12	12	64	9
0266 MANHATTAN PCT 004	19	10	18	102	3
0267 MANHATTAN PCT 005	21	14	22	113	12
0268 MONEE PCT 001	13	11	13	44	6
0270 MONEE PCT 003	6	4	3	57	10
0276 MONEE PCT 009	9	19	14	97	8
0277 MONEE PCT 010	10	12	13	64	15
0279 MONEE PCT 012	2	12	12	27	7
0280 NEW LENOX PCT 001	13	6	3	25	4
0281 NEW LENOX PCT 002	13	11	17	88	9
0282 NEW LENOX PCT 003	13	15	21	93	10
0283 NEW LENOX PCT 004	29	13	23	95	9
0284 NEW LENOX PCT 005	15	47	22	68	11
0285 NEW LENOX PCT 006	15	14	16	65	6
0286 NEW LENOX PCT 007	15	12	23	100	10
0287 NEW LENOX PCT 008	20	9	5	62	3
0288 NEW LENOX PCT 009	14	14	12	77	8

	VOTES	PERCENT		VOTES	PERCENT
REPRESENTATIVE IN CONGRESS 11TH CONGRESSIONAL DISTRICT					
Vote for 1					
01 = Henry W. Meers, Jr.	2,996	12.23			
02 = David McAloon	2,290	9.35	04 = Adam Kinzinger	15,004	61.24
03 = Dave White	2,699	11.02	05 = Darrel Miller	1,512	6.17

(CONTINUED FROM PREVIOUS PAGE)

	01	02	03	04	05
0289 NEW LENOX PCT 010	25	10	17	86	8
0290 NEW LENOX PCT 011	12	13	14	105	10
0291 NEW LENOX PCT 012	28	17	25	168	8
0292 NEW LENOX PCT 013	18	18	8	99	13
0293 NEW LENOX PCT 014	7	7	9	63	4
0294 NEW LENOX PCT 015	5	4	11	58	6
0295 NEW LENOX PCT 016	7	14	6	51	2
0296 NEW LENOX PCT 017	8	8	10	38	6
0297 NEW LENOX PCT 018	16	8	9	56	7
0298 NEW LENOX PCT 019	9	7	11	61	4
0299 NEW LENOX PCT 020	14	10	17	95	6
0300 NEW LENOX PCT 021	9	10	10	46	4
0301 NEW LENOX PCT 022	26	9	12	119	5
0302 NEW LENOX PCT 023	12	6	6	71	8
0303 NEW LENOX PCT 024	18	18	16	131	6
0304 NEW LENOX PCT 025	12	18	9	68	8
0305 NEW LENOX PCT 026	8	2	10	64	5
0306 NEW LENOX PCT 027	7	19	8	44	2
0307 NEW LENOX PCT 028	9	14	15	84	8
0308 NEW LENOX PCT 029	8	6	9	54	5
0309 NEW LENOX PCT 030	5	5	8	68	5
0310 PEOTONE PCT 001	18	23	26	153	12
0311 PEOTONE PCT 002	20	19	17	164	8
0312 PEOTONE PCT 003	9	5	10	126	6
0316 PLAINFIELD PCT 004	2	0	1	6	0
0317 PLAINFIELD PCT 005	9	8	15	49	9
0318 PLAINFIELD PCT 006	13	3	10	70	10
0319 PLAINFIELD PCT 007	18	10	13	56	7
0320 PLAINFIELD PCT 008	18	12	28	137	16
0321 PLAINFIELD PCT 009	12	12	24	74	5
0323 PLAINFIELD PCT 011	6	1	12	73	13
0324 PLAINFIELD PCT 012	9	4	10	46	2
0326 PLAINFIELD PCT 014	16	16	16	79	8
0327 PLAINFIELD PCT 015	8	9	11	53	5
0331 PLAINFIELD PCT 019	7	6	10	56	7
0332 PLAINFIELD PCT 020	6	3	5	38	5
0333 PLAINFIELD PCT 021	5	3	12	28	1
0334 PLAINFIELD PCT 022	11	5	24	69	9
0335 PLAINFIELD PCT 023	5	1	10	23	5
0336 PLAINFIELD PCT 024	6	4	8	38	5
0338 PLAINFIELD PCT 026	12	3	10	70	6
0339 PLAINFIELD PCT 027	9	7	8	61	4
0343 PLAINFIELD PCT 031	6	9	11	47	4
0344 PLAINFIELD PCT 032	4	17	8	65	1
0345 PLAINFIELD PCT 033	8	6	5	47	2
0346 PLAINFIELD PCT 034	2	4	1	23	2
0351 PLAINFIELD PCT 039	8	4	15	67	4
0352 PLAINFIELD PCT 040	10	11	8	58	5
0353 PLAINFIELD PCT 041	14	7	13	41	2
0356 PLAINFIELD PCT 044	5	1	11	36	4
0357 PLAINFIELD PCT 045	5	10	18	53	10
0358 PLAINFIELD PCT 046	1	8	13	32	4
0359 REED PCT 001	10	15	20	50	8

		VOTES	PERCENT			VOTES	PERCENT
REPRESENTATIVE IN CONGRESS 11TH CONGRESSIONAL DISTRICT							
Vote for 1							
01 = Henry W. Meers, Jr.		2,996	12.23				
02 = David McAloon		2,290	9.35	04 = Adam Kinzinger		15,004	61.24
03 = Dave White		2,699	11.02	05 = Darrel Miller		1,512	6.17

(CONTINUED FROM PREVIOUS PAGE)

	01	02	03	04	05
0360 REED PCT 002	3	16	5	32	4
0361 REED PCT 003	2	8	3	24	1
0362 REED PCT 004	1	10	11	44	2
0363 REED PCT 005	12	22	14	51	11
0364 TROY PCT 001	10	18	13	96	9
0365 TROY PCT 002	14	10	8	63	6
0366 TROY PCT 003	6	4	6	86	3
0367 TROY PCT 004	19	4	13	61	11
0368 TROY PCT 005	6	12	9	33	7
0369 TROY PCT 006	7	4	5	41	5
0370 TROY PCT 007	12	5	10	55	4
0371 TROY PCT 008	27	12	20	99	12
0372 TROY PCT 009	11	5	20	57	14
0373 TROY PCT 010	7	9	19	76	9
0374 TROY PCT 011	23	23	35	173	14
0375 TROY PCT 012	8	10	11	60	4
0376 TROY PCT 013	11	10	9	38	1
0377 TROY PCT 014	8	3	11	36	5
0378 TROY PCT 015	9	7	6	52	9
0379 TROY PCT 016	32	10	17	107	12
0380 TROY PCT 017	6	13	14	45	2
0381 TROY PCT 018	20	9	21	101	10
0382 TROY PCT 019	9	2	14	100	6
0383 TROY PCT 020	15	12	19	74	5
0384 TROY PCT 021	7	10	16	55	8
0385 TROY PCT 022	10	13	11	65	4
0386 TROY PCT 023	3	2	4	24	3
0387 TROY PCT 024	15	6	14	68	7
0388 TROY PCT 025	3	4	7	68	6
0389 TROY PCT 026	4	5	9	36	4
0390 TROY PCT 027	20	4	2	36	7
0391 TROY PCT 028	9	14	10	147	6
0392 TROY PCT 029	4	7	5	16	3
0393 TROY PCT 030	12	7	6	58	7
0394 WASHINGTON PCT 001	18	13	14	68	8
0395 WASHINGTON PCT 002	1	15	10	59	6
0396 WASHINGTON PCT 003	19	11	26	93	8
0397 WASHINGTON PCT 004	17	9	18	102	16
0398 WESLEY PCT 001	10	33	15	51	9
0399 WESLEY PCT 002	2	22	9	21	8
0440 WILL PCT 001	17	38	21	185	12
0441 WILMINGTON PCT 001	2	8	3	16	4
0442 WILMINGTON PCT 002	4	19	9	25	3
0443 WILMINGTON PCT 003	5	30	17	62	8
0444 WILMINGTON PCT 004	7	19	2	31	5
0445 WILMINGTON PCT 005	9	21	18	42	10
0446 WILTON PCT 001	7	19	7	89	4

VOTES PERCENT

REPRESENTATIVE IN CONGRESS 13TH CONGRESSIONAL DISTRICT

Vote for 1

01 = Judy Biggert

16,506 100.00

01

Total Republican Ballots Cast for
13th Congressional District
18,481

**For City of Aurora details
refer to that section of this book.**

0028 DU PAGE PCT 001	89
0029 DU PAGE PCT 002	53
0030 DU PAGE PCT 003	73
0031 DU PAGE PCT 004	63
0032 DU PAGE PCT 005	55
0033 DU PAGE PCT 006	57
0034 DU PAGE PCT 007	72
0035 DU PAGE PCT 008	77
0036 DU PAGE PCT 009	29
0037 DU PAGE PCT 010	60
0038 DU PAGE PCT 011	76
0039 DU PAGE PCT 012	61
0040 DU PAGE PCT 013	77
0041 DU PAGE PCT 014	96
0042 DU PAGE PCT 015	41
0043 DU PAGE PCT 016	67
0044 DU PAGE PCT 017	90
0045 DU PAGE PCT 018	97
0046 DU PAGE PCT 019	66
0047 DU PAGE PCT 020	110
0048 DU PAGE PCT 021	125
0049 DU PAGE PCT 022	69
0050 DU PAGE PCT 023	57
0051 DU PAGE PCT 024	56
0052 DU PAGE PCT 025	55
0053 DU PAGE PCT 026	48
0054 DU PAGE PCT 027	60
0055 DU PAGE PCT 028	66
0056 DU PAGE PCT 029	35
0057 DU PAGE PCT 030	139
0058 DU PAGE PCT 031	164
0059 DU PAGE PCT 032	121
0060 DU PAGE PCT 033	76
0061 DU PAGE PCT 034	83
0062 DU PAGE PCT 035	92
0063 DU PAGE PCT 036	104
0064 DU PAGE PCT 037	74
0065 DU PAGE PCT 038	28
0066 DU PAGE PCT 039	39
0067 DU PAGE PCT 040	77
0068 DU PAGE PCT 041	84
0069 DU PAGE PCT 042	70
0070 DU PAGE PCT 043	33
0071 DU PAGE PCT 044	244
0072 DU PAGE PCT 045	83
0073 DU PAGE PCT 046	43
0074 DU PAGE PCT 047	77
0075 DU PAGE PCT 048	57
0076 DU PAGE PCT 049	70
0077 DU PAGE PCT 050	11
0078 DU PAGE PCT 051	68
0079 DU PAGE PCT 052	93
0080 DU PAGE PCT 053	74
0081 DU PAGE PCT 054	27
0082 DU PAGE PCT 055	53

VOTES PERCENT

REPRESENTATIVE IN CONGRESS 13TH CONGRESSIONAL DISTRICT

Vote for 1

01 = Judy Biggert

16,506 100.00

(CONTINUED FROM PREVIOUS PAGE)

01

0083 DU PAGE PCT 056	64
0130 HOMER PCT 001	86
0131 HOMER PCT 002	99
0132 HOMER PCT 003	131
0133 HOMER PCT 004	98
0134 HOMER PCT 005	126
0135 HOMER PCT 006	127
0136 HOMER PCT 007	156
0137 HOMER PCT 008	112
0138 HOMER PCT 009	126
0139 HOMER PCT 010	201
0140 HOMER PCT 011	157
0141 HOMER PCT 012	182
0142 HOMER PCT 013	160
0143 HOMER PCT 014	89
0144 HOMER PCT 015	138
0145 HOMER PCT 016	70
0146 HOMER PCT 017	134
0147 HOMER PCT 018	146
0148 HOMER PCT 019	121
0149 HOMER PCT 020	108
0150 HOMER PCT 021	215
0151 HOMER PCT 022	101
0152 HOMER PCT 023	99
0153 HOMER PCT 024	103
0154 HOMER PCT 025	67
0155 HOMER PCT 026	89
0156 HOMER PCT 027	92
0157 HOMER PCT 028	77
0226 LOCKPORT PCT 001	50
0227 LOCKPORT PCT 002	51
0228 LOCKPORT PCT 003	69
0229 LOCKPORT PCT 004	49
0230 LOCKPORT PCT 005	34
0231 LOCKPORT PCT 006	14
0232 LOCKPORT PCT 007	5
0233 LOCKPORT PCT 008	60
0234 LOCKPORT PCT 009	160
0235 LOCKPORT PCT 010	58
0236 LOCKPORT PCT 011	45
0237 LOCKPORT PCT 012	82
0238 LOCKPORT PCT 013	59
0239 LOCKPORT PCT 014	110
0240 LOCKPORT PCT 015	105
0241 LOCKPORT PCT 016	73
0242 LOCKPORT PCT 017	57
0243 LOCKPORT PCT 018	60
0244 LOCKPORT PCT 019	77
0245 LOCKPORT PCT 020	94
0246 LOCKPORT PCT 021	51
0247 LOCKPORT PCT 022	90
0248 LOCKPORT PCT 023	71
0249 LOCKPORT PCT 024	60
0250 LOCKPORT PCT 025	106
0251 LOCKPORT PCT 026	40

VOTES PERCENT

REPRESENTATIVE IN CONGRESS 13TH CONGRESSIONAL DISTRICT

Vote for 1

01 = Judy Biggert 16,506 100.00

(CONTINUED FROM PREVIOUS PAGE) 01

0252 LOCKPORT PCT 027	182
0253 LOCKPORT PCT 028	99
0254 LOCKPORT PCT 029	57
0255 LOCKPORT PCT 030	262
0256 LOCKPORT PCT 031	38
0257 LOCKPORT PCT 032	31
0258 LOCKPORT PCT 033	76
0259 LOCKPORT PCT 034	59
0260 LOCKPORT PCT 035	215
0261 LOCKPORT PCT 036	427
0262 LOCKPORT PCT 037	36
0313 PLAINFIELD PCT 001	135
0314 PLAINFIELD PCT 002	81
0315 PLAINFIELD PCT 003	93
0316 PLAINFIELD PCT 004	94
0322 PLAINFIELD PCT 010	69
0325 PLAINFIELD PCT 013	72
0328 PLAINFIELD PCT 016	114
0329 PLAINFIELD PCT 017	25
0330 PLAINFIELD PCT 018	51
0337 PLAINFIELD PCT 025	69
0340 PLAINFIELD PCT 028	115
0341 PLAINFIELD PCT 029	23
0342 PLAINFIELD PCT 030	26
0347 PLAINFIELD PCT 035	165
0348 PLAINFIELD PCT 036	61
0349 PLAINFIELD PCT 037	60
0350 PLAINFIELD PCT 038	126
0354 PLAINFIELD PCT 042	32
0355 PLAINFIELD PCT 043	61
0400 WHEATLAND PCT 001	124
0401 WHEATLAND PCT 002	131
0402 WHEATLAND PCT 003	84
0403 WHEATLAND PCT 004	159
0404 WHEATLAND PCT 005	135
0405 WHEATLAND PCT 006	117
0406 WHEATLAND PCT 007	110
0407 WHEATLAND PCT 008	90
0408 WHEATLAND PCT 009	118
0409 WHEATLAND PCT 010	168
0410 WHEATLAND PCT 011	120
0411 WHEATLAND PCT 012	109
0412 WHEATLAND PCT 013	103
0413 WHEATLAND PCT 014	111
0414 WHEATLAND PCT 015	56
0415 WHEATLAND PCT 016	104
0416 WHEATLAND PCT 017	116
0417 WHEATLAND PCT 018	181
0418 WHEATLAND PCT 019	94
0419 WHEATLAND PCT 020	91
0420 WHEATLAND PCT 021	154
0421 WHEATLAND PCT 022	40
0422 WHEATLAND PCT 023	110
0423 WHEATLAND PCT 024	98
0424 WHEATLAND PCT 025	111

	VOTES	PERCENT
REPRESENTATIVE IN CONGRESS 13TH CONGRESSIONAL DISTRICT		
Vote for 1		
01 = Judy Biggert	16,506	100.00

(CONTINUED FROM PREVIOUS PAGE) 01

0425 WHEATLAND PCT 026	113
0426 WHEATLAND PCT 027	82
0427 WHEATLAND PCT 028	86
0428 WHEATLAND PCT 029	70
0429 WHEATLAND PCT 030	74
0430 WHEATLAND PCT 031	92
0431 WHEATLAND PCT 032	73
0432 WHEATLAND PCT 033	61
0433 WHEATLAND PCT 034	200
0434 WHEATLAND PCT 035	143
0435 WHEATLAND PCT 036	75
0436 WHEATLAND PCT 037	72
0437 WHEATLAND PCT 038	121
0438 WHEATLAND PCT 039	105
0439 WHEATLAND PCT 040	83



Nancy Schultz Voots

W I L L C O U N T Y C L E R K



Republican Party

LEGISLATIVE SUMMARY

(19th, 40th & 43rd DISTRICTS)

**THERE WAS NO ELECTION FOR THE
24th, 38th, 41st, 42nd & 48th DISTRICTS**

STATE SENATOR 19TH LEGISLATIVE DISTRICT

VOTES PERCENT

Vote for 1

01 = NO CANDIDATE FILED

0

01

0093 FRANKFORT PCT 009	0
0095 FRANKFORT PCT 011	0
0099 FRANKFORT PCT 015	0
0101 FRANKFORT PCT 017	0
0104 FRANKFORT PCT 020	0
0105 FRANKFORT PCT 021	0
0113 FRANKFORT PCT 029	0
0115 FRANKFORT PCT 031	0
0120 FRANKFORT PCT 036	0
0121 FRANKFORT PCT 037	0
0125 FRANKFORT PCT 041	0

Total Republican Ballots Cast for
19th Legislative District
1,123

STATE SENATOR 40TH LEGISLATIVE DISTRICT

VOTES PERCENT

Vote for 1

- 01 = Adam Baumgartner
- 02 = Judy Ogalla

2,077 47.18
 2,325 52.82

 01 02

0010 CRETE PCT 001	59	56
0011 CRETE PCT 002	52	34
0012 CRETE PCT 003	36	18
0013 CRETE PCT 004	40	19
0014 CRETE PCT 005	13	13
0015 CRETE PCT 006	31	39
0016 CRETE PCT 007	80	47
0017 CRETE PCT 008	88	53
0018 CRETE PCT 009	49	43
0019 CRETE PCT 010	68	56
0020 CRETE PCT 011	114	70
0021 CRETE PCT 012	27	15
0022 CRETE PCT 013	75	98
0023 CRETE PCT 014	57	23
0024 CRETE PCT 015	36	21
0025 CRETE PCT 016	48	72
0026 CRETE PCT 017	25	12
0084 FLORENCE PCT 001	35	18
0127 GREEN GARDEN PCT 001	75	68
0128 GREEN GARDEN PCT 002	66	79
0129 GREEN GARDEN PCT 003	75	72
0268 MONEE PCT 001	40	49
0269 MONEE PCT 002	17	11
0270 MONEE PCT 003	33	51
0271 MONEE PCT 004	26	16
0272 MONEE PCT 005	14	3
0273 MONEE PCT 006	6	3
0274 MONEE PCT 007	2	1
0275 MONEE PCT 008	0	2
0276 MONEE PCT 009	66	91
0277 MONEE PCT 010	71	46
0278 MONEE PCT 011	2	2
0279 MONEE PCT 012	32	32
0310 PEOTONE PCT 001	68	192
0311 PEOTONE PCT 002	98	157
0312 PEOTONE PCT 003	62	108
0394 WASHINGTON PCT 001	69	65
0395 WASHINGTON PCT 002	40	57
0396 WASHINGTON PCT 003	61	117
0397 WASHINGTON PCT 004	77	96
0440 WILL PCT 001	74	233
0446 WILTON PCT 001	70	67

Total Republican Ballots Cast for
 40th Legislative District
 4,589

VOTES PERCENT

STATE SENATOR 43RD LEGISLATIVE DISTRICT

Vote for 1

01 = NO CANDIDATE FILED

0

01

0028 DU PAGE PCT 001	0
0029 DU PAGE PCT 002	0
0030 DU PAGE PCT 003	0
0031 DU PAGE PCT 004	0
0032 DU PAGE PCT 005	0
0033 DU PAGE PCT 006	0
0034 DU PAGE PCT 007	0
0035 DU PAGE PCT 008	0
0036 DU PAGE PCT 009	0
0037 DU PAGE PCT 010	0
0038 DU PAGE PCT 011	0
0039 DU PAGE PCT 012	0
0040 DU PAGE PCT 013	0
0042 DU PAGE PCT 015	0
0043 DU PAGE PCT 016	0
0044 DU PAGE PCT 017	0
0045 DU PAGE PCT 018	0
0046 DU PAGE PCT 019	0
0047 DU PAGE PCT 020	0
0048 DU PAGE PCT 021	0
0049 DU PAGE PCT 022	0
0050 DU PAGE PCT 023	0
0051 DU PAGE PCT 024	0
0052 DU PAGE PCT 025	0
0053 DU PAGE PCT 026	0
0054 DU PAGE PCT 027	0
0055 DU PAGE PCT 028	0
0056 DU PAGE PCT 029	0
0058 DU PAGE PCT 031	0
0059 DU PAGE PCT 032	0
0062 DU PAGE PCT 035	0
0064 DU PAGE PCT 037	0
0065 DU PAGE PCT 038	0
0066 DU PAGE PCT 039	0
0067 DU PAGE PCT 040	0
0068 DU PAGE PCT 041	0
0069 DU PAGE PCT 042	0
0070 DU PAGE PCT 043	0
0071 DU PAGE PCT 044	0
0072 DU PAGE PCT 045	0
0073 DU PAGE PCT 046	0
0075 DU PAGE PCT 048	0
0076 DU PAGE PCT 049	0
0077 DU PAGE PCT 050	0
0078 DU PAGE PCT 051	0
0080 DU PAGE PCT 053	0
0081 DU PAGE PCT 054	0
0082 DU PAGE PCT 055	0
0083 DU PAGE PCT 056	0
0127 GREEN GARDEN PCT 001	0
0158 JACKSON PCT 001	0
0159 JACKSON PCT 002	0
0160 JACKSON PCT 003	0
0161 JACKSON PCT 004	0
0162 JOLIET PCT 001	0

Total Republican Ballots Cast for
43rd Legislative District
12,039

VOTES PERCENT

STATE SENATOR 43RD LEGISLATIVE DISTRICT

Vote for 1

01 = NO CANDIDATE FILED

0

(CONTINUED FROM PREVIOUS PAGE) 01

0163 JOLIET PCT 002	0
0164 JOLIET PCT 003	0
0165 JOLIET PCT 004	0
0166 JOLIET PCT 005	0
0167 JOLIET PCT 006	0
0168 JOLIET PCT 007	0
0169 JOLIET PCT 008	0
0170 JOLIET PCT 009	0
0171 JOLIET PCT 010	0
0172 JOLIET PCT 011	0
0173 JOLIET PCT 012	0
0174 JOLIET PCT 013	0
0175 JOLIET PCT 014	0
0176 JOLIET PCT 015	0
0177 JOLIET PCT 016	0
0178 JOLIET PCT 017	0
0179 JOLIET PCT 018	0
0180 JOLIET PCT 019	0
0181 JOLIET PCT 020	0
0182 JOLIET PCT 021	0
0183 JOLIET PCT 022	0
0184 JOLIET PCT 023	0
0185 JOLIET PCT 024	0
0186 JOLIET PCT 025	0
0187 JOLIET PCT 026	0
0188 JOLIET PCT 027	0
0189 JOLIET PCT 028	0
0190 JOLIET PCT 029	0
0191 JOLIET PCT 030	0
0192 JOLIET PCT 031	0
0193 JOLIET PCT 032	0
0194 JOLIET PCT 033	0
0195 JOLIET PCT 034	0
0196 JOLIET PCT 035	0
0197 JOLIET PCT 036	0
0198 JOLIET PCT 037	0
0199 JOLIET PCT 038	0
0200 JOLIET PCT 039	0
0201 JOLIET PCT 040	0
0202 JOLIET PCT 041	0
0203 JOLIET PCT 042	0
0204 JOLIET PCT 043	0
0205 JOLIET PCT 044	0
0206 JOLIET PCT 045	0
0207 JOLIET PCT 046	0
0208 JOLIET PCT 047	0
0209 JOLIET PCT 048	0
0210 JOLIET PCT 049	0
0211 JOLIET PCT 050	0
0212 JOLIET PCT 051	0
0213 JOLIET PCT 052	0
0214 JOLIET PCT 053	0
0215 JOLIET PCT 054	0
0216 JOLIET PCT 055	0
0217 JOLIET PCT 056	0

VOTES PERCENT

STATE SENATOR 43RD LEGISLATIVE DISTRICT

Vote for 1

0

01 = NO CANDIDATE FILED

(CONTINUED FROM PREVIOUS PAGE) 01

0218 JOLIET PCT 057	0
0219 JOLIET PCT 058	0
0220 JOLIET PCT 059	0
0221 JOLIET PCT 060	0
0222 JOLIET PCT 061	0
0223 JOLIET PCT 062	0
0224 JOLIET PCT 063	0
0225 JOLIET PCT 064	0
0226 LOCKPORT PCT 001	0
0227 LOCKPORT PCT 002	0
0228 LOCKPORT PCT 003	0
0229 LOCKPORT PCT 004	0
0230 LOCKPORT PCT 005	0
0231 LOCKPORT PCT 006	0
0232 LOCKPORT PCT 007	0
0233 LOCKPORT PCT 008	0
0234 LOCKPORT PCT 009	0
0235 LOCKPORT PCT 010	0
0236 LOCKPORT PCT 011	0
0237 LOCKPORT PCT 012	0
0238 LOCKPORT PCT 013	0
0239 LOCKPORT PCT 014	0
0240 LOCKPORT PCT 015	0
0241 LOCKPORT PCT 016	0
0242 LOCKPORT PCT 017	0
0243 LOCKPORT PCT 018	0
0244 LOCKPORT PCT 019	0
0245 LOCKPORT PCT 020	0
0246 LOCKPORT PCT 021	0
0247 LOCKPORT PCT 022	0
0248 LOCKPORT PCT 023	0
0249 LOCKPORT PCT 024	0
0250 LOCKPORT PCT 025	0
0251 LOCKPORT PCT 026	0
0252 LOCKPORT PCT 027	0
0253 LOCKPORT PCT 028	0
0254 LOCKPORT PCT 029	0
0255 LOCKPORT PCT 030	0
0256 LOCKPORT PCT 031	0
0257 LOCKPORT PCT 032	0
0258 LOCKPORT PCT 033	0
0259 LOCKPORT PCT 034	0
0260 LOCKPORT PCT 035	0
0261 LOCKPORT PCT 036	0
0262 LOCKPORT PCT 037	0
0263 MANHATTAN PCT 001	0
0264 MANHATTAN PCT 002	0
0265 MANHATTAN PCT 003	0
0266 MANHATTAN PCT 004	0
0267 MANHATTAN PCT 005	0
0324 PLAINFIELD PCT 012	0
0338 PLAINFIELD PCT 026	0
0365 TROY PCT 002	0
0366 TROY PCT 003	0
0369 TROY PCT 006	0

STATE SENATOR 43RD LEGISLATIVE DISTRICT

VOTES PERCENT

Vote for 1

01 = NO CANDIDATE FILED

0

(CONTINUED FROM PREVIOUS PAGE)

01

0370 TROY PCT 007	0
0371 TROY PCT 008	0
0372 TROY PCT 009	0
0377 TROY PCT 014	0
0386 TROY PCT 023	0
0392 TROY PCT 029	0
0393 TROY PCT 030	0



Nancy Schultz Voots

W I L L C O U N T Y C L E R K



Republican Party

REPRESENTATIVE SUMMARY

**(37th, 48th, 75th, 79th, 80th, 81st, 82nd,
84th, 85th, 86th & 96th DISTRICTS)**

REPRESENTATIVE IN THE GENERAL ASSEMBLY
 37TH REPRESENTATIVE DISTRICT

VOTES PERCENT

Vote for 1

01 = Jeffrey L. Junkas	501	47.90
02 = Molly Mcavoy Flynn	545	52.10

 01 02

0093 FRANKFORT PCT 009	73	37
0095 FRANKFORT PCT 011	37	27
0099 FRANKFORT PCT 015	49	61
0101 FRANKFORT PCT 017	40	55
0104 FRANKFORT PCT 020	21	18
0105 FRANKFORT PCT 021	43	49
0113 FRANKFORT PCT 029	35	54
0115 FRANKFORT PCT 031	49	62
0120 FRANKFORT PCT 036	25	42
0121 FRANKFORT PCT 037	72	60
0125 FRANKFORT PCT 041	57	80

Total Republican Ballots Cast for
 37th Representative District
 1,123

REPRESENTATIVE IN THE GENERAL ASSEMBLY
48TH REPRESENTATIVE DISTRICT

VOTES PERCENT

Vote for 1

01 = Michael G. Connelly

877 100.00

01

0041 DU PAGE PCT 014	100
0043 DU PAGE PCT 016	0
0053 DU PAGE PCT 026	7
0057 DU PAGE PCT 030	135
0058 DU PAGE PCT 031	157
0059 DU PAGE PCT 032	47
0060 DU PAGE PCT 033	75
0061 DU PAGE PCT 034	83
0063 DU PAGE PCT 036	106
0074 DU PAGE PCT 047	78
0079 DU PAGE PCT 052	89

Total Republican Ballots Cast for
48th Representative District
991



REPRESENTATIVE IN THE GENERAL ASSEMBLY
75TH REPRESENTATIVE DISTRICT

VOTES PERCENT

Vote for 1
01 = Sue Rezin

1,783 100.00

01

0001 CHANNAHON PCT 001	62
0002 CHANNAHON PCT 002	65
0003 CHANNAHON PCT 003	78
0004 CHANNAHON PCT 004	121
0005 CHANNAHON PCT 005	74
0006 CHANNAHON PCT 006	80
0007 CHANNAHON PCT 007	92
0008 CHANNAHON PCT 008	112
0009 CHANNAHON PCT 009	65
0027 CUSTER PCT 001	143
0359 REED PCT 001	97
0360 REED PCT 002	57
0361 REED PCT 003	35
0362 REED PCT 004	63
0363 REED PCT 005	108
0398 WESLEY PCT 001	110
0399 WESLEY PCT 002	58
0441 WILMINGTON PCT 001	33
0442 WILMINGTON PCT 002	56
0443 WILMINGTON PCT 003	117
0444 WILMINGTON PCT 004	62
0445 WILMINGTON PCT 005	95

Total Republican Ballots Cast for
75th Representative District
2,021



REPRESENTATIVE IN THE GENERAL ASSEMBLY
79TH REPRESENTATIVE DISTRICT

VOTES PERCENT

Vote for 1
01 = Nick Been

2,176 100.00

01

0084 FLORENCE PCT 001	48
0127 GREEN GARDEN PCT 001	124
0128 GREEN GARDEN PCT 002	123
0129 GREEN GARDEN PCT 003	135
0268 MONEE PCT 001	83
0269 MONEE PCT 002	27
0270 MONEE PCT 003	69
0271 MONEE PCT 004	39
0272 MONEE PCT 005	17
0273 MONEE PCT 006	12
0274 MONEE PCT 007	3
0275 MONEE PCT 008	2
0276 MONEE PCT 009	134
0277 MONEE PCT 010	108
0278 MONEE PCT 011	4
0279 MONEE PCT 012	60
0310 PEOTONE PCT 001	210
0311 PEOTONE PCT 002	219
0312 PEOTONE PCT 003	118
0394 WASHINGTON PCT 001	45
0395 WASHINGTON PCT 002	85
0396 WASHINGTON PCT 003	143
0440 WILL PCT 001	243
0446 WILTON PCT 001	125

Total Republican Ballots Cast for
79th Representative District
2,644



VOTES PERCENT

REPRESENTATIVE IN THE GENERAL ASSEMBLY
80TH REPRESENTATIVE DISTRICT

Vote for 1

01 = NO CANDIDATE FILED

0

01

0010 CRETE PCT 001	0
0011 CRETE PCT 002	0
0012 CRETE PCT 003	0
0013 CRETE PCT 004	0
0014 CRETE PCT 005	0
0015 CRETE PCT 006	0
0016 CRETE PCT 007	0
0017 CRETE PCT 008	0
0018 CRETE PCT 009	0
0019 CRETE PCT 010	0
0020 CRETE PCT 011	0
0021 CRETE PCT 012	0
0022 CRETE PCT 013	0
0023 CRETE PCT 014	0
0024 CRETE PCT 015	0
0025 CRETE PCT 016	0
0026 CRETE PCT 017	0
0394 WASHINGTON PCT 001	0
0396 WASHINGTON PCT 003	0
0397 WASHINGTON PCT 004	0

Total Republican Ballots Cast for
80th Representative District
1,945

VOTES PERCENT

REPRESENTATIVE IN THE GENERAL ASSEMBLY
81ST REPRESENTATIVE DISTRICT

Vote for 1
01 = Ren e Kosel

11,524 100.00

01

Total Republican Ballots Cast for
81st Representative District
13,233

0085 FRANKFORT PCT 001	127
0086 FRANKFORT PCT 002	213
0087 FRANKFORT PCT 003	200
0088 FRANKFORT PCT 004	98
0089 FRANKFORT PCT 005	119
0090 FRANKFORT PCT 006	115
0091 FRANKFORT PCT 007	110
0092 FRANKFORT PCT 008	129
0094 FRANKFORT PCT 010	173
0096 FRANKFORT PCT 012	205
0097 FRANKFORT PCT 013	132
0098 FRANKFORT PCT 014	166
0100 FRANKFORT PCT 016	133
0102 FRANKFORT PCT 018	152
0103 FRANKFORT PCT 019	131
0106 FRANKFORT PCT 022	194
0107 FRANKFORT PCT 023	107
0108 FRANKFORT PCT 024	137
0109 FRANKFORT PCT 025	162
0110 FRANKFORT PCT 026	188
0111 FRANKFORT PCT 027	212
0112 FRANKFORT PCT 028	183
0113 FRANKFORT PCT 029	56
0114 FRANKFORT PCT 030	101
0116 FRANKFORT PCT 032	176
0117 FRANKFORT PCT 033	118
0118 FRANKFORT PCT 034	149
0119 FRANKFORT PCT 035	199
0122 FRANKFORT PCT 038	131
0123 FRANKFORT PCT 039	122
0124 FRANKFORT PCT 040	80
0126 FRANKFORT PCT 042	164
0130 HOMER PCT 001	86
0131 HOMER PCT 002	103
0132 HOMER PCT 003	128
0133 HOMER PCT 004	98
0134 HOMER PCT 005	124
0135 HOMER PCT 006	125
0136 HOMER PCT 007	158
0137 HOMER PCT 008	112
0138 HOMER PCT 009	125
0139 HOMER PCT 010	196
0140 HOMER PCT 011	157
0141 HOMER PCT 012	179
0142 HOMER PCT 013	160
0143 HOMER PCT 014	93
0144 HOMER PCT 015	138
0145 HOMER PCT 016	71
0146 HOMER PCT 017	132
0147 HOMER PCT 018	142
0148 HOMER PCT 019	86
0149 HOMER PCT 020	113
0150 HOMER PCT 021	215
0151 HOMER PCT 022	99

VOTES PERCENT

REPRESENTATIVE IN THE GENERAL ASSEMBLY
 81ST REPRESENTATIVE DISTRICT

Vote for 1

01 = Ren0e Kose1

11,524 100.00

(CONTINUED FROM PREVIOUS PAGE)

01

0152 HOMER PCT 023	101
0153 HOMER PCT 024	102
0154 HOMER PCT 025	66
0155 HOMER PCT 026	91
0156 HOMER PCT 027	92
0157 HOMER PCT 028	76
0280 NEW LENOX PCT 001	48
0281 NEW LENOX PCT 002	128
0282 NEW LENOX PCT 003	142
0283 NEW LENOX PCT 004	166
0284 NEW LENOX PCT 005	153
0285 NEW LENOX PCT 006	106
0286 NEW LENOX PCT 007	160
0287 NEW LENOX PCT 008	88
0288 NEW LENOX PCT 009	113
0289 NEW LENOX PCT 010	145
0290 NEW LENOX PCT 011	141
0291 NEW LENOX PCT 012	240
0292 NEW LENOX PCT 013	153
0293 NEW LENOX PCT 014	88
0294 NEW LENOX PCT 015	86
0295 NEW LENOX PCT 016	76
0296 NEW LENOX PCT 017	55
0297 NEW LENOX PCT 018	90
0298 NEW LENOX PCT 019	100
0299 NEW LENOX PCT 020	145
0300 NEW LENOX PCT 021	73
0301 NEW LENOX PCT 022	162
0302 NEW LENOX PCT 023	93
0303 NEW LENOX PCT 024	176
0304 NEW LENOX PCT 025	100
0305 NEW LENOX PCT 026	87
0306 NEW LENOX PCT 027	79
0307 NEW LENOX PCT 028	117
0308 NEW LENOX PCT 029	77
0309 NEW LENOX PCT 030	87

REPRESENTATIVE IN THE GENERAL ASSEMBLY
82ND REPRESENTATIVE DISTRICT

VOTES PERCENT

Vote for 1
01 = Jim Durkin

46 100.00

01

0132 HOMER PCT 003
0142 HOMER PCT 013
0148 HOMER PCT 019

1
5
40

Total Republican Ballots Cast for
82nd Representative District
57

VOTES PERCENT

REPRESENTATIVE IN THE GENERAL ASSEMBLY
84TH REPRESENTATIVE DISTRICT

Vote for 1
01 = Tom Cross

8,446 100.00

01

0237 LOCKPORT PCT 012	3
0313 PLAINFIELD PCT 001	143
0314 PLAINFIELD PCT 002	84
0315 PLAINFIELD PCT 003	95
0316 PLAINFIELD PCT 004	108
0317 PLAINFIELD PCT 005	91
0318 PLAINFIELD PCT 006	105
0319 PLAINFIELD PCT 007	109
0320 PLAINFIELD PCT 008	210
0321 PLAINFIELD PCT 009	128
0322 PLAINFIELD PCT 010	75
0323 PLAINFIELD PCT 011	102
0325 PLAINFIELD PCT 013	76
0326 PLAINFIELD PCT 014	132
0327 PLAINFIELD PCT 015	91
0328 PLAINFIELD PCT 016	124
0329 PLAINFIELD PCT 017	28
0330 PLAINFIELD PCT 018	57
0331 PLAINFIELD PCT 019	86
0332 PLAINFIELD PCT 020	56
0333 PLAINFIELD PCT 021	50
0334 PLAINFIELD PCT 022	129
0335 PLAINFIELD PCT 023	48
0336 PLAINFIELD PCT 024	62
0337 PLAINFIELD PCT 025	73
0338 PLAINFIELD PCT 026	77
0339 PLAINFIELD PCT 027	90
0340 PLAINFIELD PCT 028	113
0341 PLAINFIELD PCT 029	24
0342 PLAINFIELD PCT 030	26
0343 PLAINFIELD PCT 031	80
0344 PLAINFIELD PCT 032	90
0345 PLAINFIELD PCT 033	63
0346 PLAINFIELD PCT 034	34
0347 PLAINFIELD PCT 035	173
0348 PLAINFIELD PCT 036	63
0349 PLAINFIELD PCT 037	60
0350 PLAINFIELD PCT 038	131
0351 PLAINFIELD PCT 039	102
0352 PLAINFIELD PCT 040	95
0353 PLAINFIELD PCT 041	76
0354 PLAINFIELD PCT 042	31
0355 PLAINFIELD PCT 043	60
0356 PLAINFIELD PCT 044	54
0357 PLAINFIELD PCT 045	96
0358 PLAINFIELD PCT 046	62
0364 TROY PCT 001	139
0367 TROY PCT 004	109
0368 TROY PCT 005	70
0372 TROY PCT 009	78
0373 TROY PCT 010	115
0374 TROY PCT 011	277
0375 TROY PCT 012	92
0376 TROY PCT 013	70

Total Republican Ballots Cast for
84th Representative District
9,116

**For City of Aurora details
refer to that section of this book.**

REPRESENTATIVE IN THE GENERAL ASSEMBLY
 84TH REPRESENTATIVE DISTRICT

VOTES PERCENT

Vote for 1
 01 = Tom Cross

8,446 100.00

(CONTINUED FROM PREVIOUS PAGE)

 01

0378 TROY PCT 015	81
0379 TROY PCT 016	185
0380 TROY PCT 017	79
0381 TROY PCT 018	163
0382 TROY PCT 019	129
0383 TROY PCT 020	128
0384 TROY PCT 021	97
0385 TROY PCT 022	108
0387 TROY PCT 024	110
0388 TROY PCT 025	95
0389 TROY PCT 026	56
0390 TROY PCT 027	68
0391 TROY PCT 028	189
0400 WHEATLAND PCT 001	130
0407 WHEATLAND PCT 008	90
0412 WHEATLAND PCT 013	36
0416 WHEATLAND PCT 017	120
0417 WHEATLAND PCT 018	186
0418 WHEATLAND PCT 019	94
0423 WHEATLAND PCT 024	110
0424 WHEATLAND PCT 025	119
0425 WHEATLAND PCT 026	117
0426 WHEATLAND PCT 027	82
0427 WHEATLAND PCT 028	93
0430 WHEATLAND PCT 031	88
0431 WHEATLAND PCT 032	77
0432 WHEATLAND PCT 033	61
0433 WHEATLAND PCT 034	210
0434 WHEATLAND PCT 035	151
0435 WHEATLAND PCT 036	77
0436 WHEATLAND PCT 037	71
0437 WHEATLAND PCT 038	121
0438 WHEATLAND PCT 039	110

VOTES PERCENT

REPRESENTATIVE IN THE GENERAL ASSEMBLY
 85TH REPRESENTATIVE DISTRICT

Vote for 1

01 = Maripat Oliver

6,271 100.00

 01

0028 DU PAGE PCT 001	93
0029 DU PAGE PCT 002	55
0030 DU PAGE PCT 003	67
0031 DU PAGE PCT 004	55
0032 DU PAGE PCT 005	44
0033 DU PAGE PCT 006	55
0034 DU PAGE PCT 007	75
0035 DU PAGE PCT 008	74
0036 DU PAGE PCT 009	29
0037 DU PAGE PCT 010	64
0038 DU PAGE PCT 011	78
0039 DU PAGE PCT 012	59
0040 DU PAGE PCT 013	82
0042 DU PAGE PCT 015	39
0043 DU PAGE PCT 016	64
0044 DU PAGE PCT 017	91
0045 DU PAGE PCT 018	95
0046 DU PAGE PCT 019	63
0047 DU PAGE PCT 020	110
0048 DU PAGE PCT 021	115
0049 DU PAGE PCT 022	65
0050 DU PAGE PCT 023	57
0051 DU PAGE PCT 024	56
0052 DU PAGE PCT 025	54
0053 DU PAGE PCT 026	41
0054 DU PAGE PCT 027	67
0055 DU PAGE PCT 028	66
0056 DU PAGE PCT 029	36
0058 DU PAGE PCT 031	3
0059 DU PAGE PCT 032	64
0062 DU PAGE PCT 035	92
0064 DU PAGE PCT 037	73
0065 DU PAGE PCT 038	27
0066 DU PAGE PCT 039	38
0067 DU PAGE PCT 040	73
0068 DU PAGE PCT 041	83
0069 DU PAGE PCT 042	68
0070 DU PAGE PCT 043	30
0071 DU PAGE PCT 044	218
0072 DU PAGE PCT 045	79
0073 DU PAGE PCT 046	41
0075 DU PAGE PCT 048	51
0076 DU PAGE PCT 049	68
0077 DU PAGE PCT 050	11
0078 DU PAGE PCT 051	64
0080 DU PAGE PCT 053	70
0081 DU PAGE PCT 054	28
0082 DU PAGE PCT 055	47
0083 DU PAGE PCT 056	67
0226 LOCKPORT PCT 001	47
0227 LOCKPORT PCT 002	48
0228 LOCKPORT PCT 003	71
0229 LOCKPORT PCT 004	50
0230 LOCKPORT PCT 005	29

Total Republican Ballots Cast for
 85th Representative District
 7,338

VOTES PERCENT

REPRESENTATIVE IN THE GENERAL ASSEMBLY
 85TH REPRESENTATIVE DISTRICT

Vote for 1

01 = Maripat Oliver

6,271 100.00

(CONTINUED FROM PREVIOUS PAGE) 01

0231 LOCKPORT PCT 006	14
0232 LOCKPORT PCT 007	5
0233 LOCKPORT PCT 008	58
0234 LOCKPORT PCT 009	149
0235 LOCKPORT PCT 010	51
0236 LOCKPORT PCT 011	46
0237 LOCKPORT PCT 012	77
0238 LOCKPORT PCT 013	58
0239 LOCKPORT PCT 014	104
0240 LOCKPORT PCT 015	98
0241 LOCKPORT PCT 016	69
0242 LOCKPORT PCT 017	51
0243 LOCKPORT PCT 018	56
0244 LOCKPORT PCT 019	70
0245 LOCKPORT PCT 020	90
0246 LOCKPORT PCT 021	53
0247 LOCKPORT PCT 022	87
0248 LOCKPORT PCT 023	70
0249 LOCKPORT PCT 024	55
0250 LOCKPORT PCT 025	104
0251 LOCKPORT PCT 026	38
0252 LOCKPORT PCT 027	168
0253 LOCKPORT PCT 028	101
0254 LOCKPORT PCT 029	53
0255 LOCKPORT PCT 030	251
0256 LOCKPORT PCT 031	37
0257 LOCKPORT PCT 032	30
0258 LOCKPORT PCT 033	67
0259 LOCKPORT PCT 034	51
0260 LOCKPORT PCT 035	198
0261 LOCKPORT PCT 036	406
0262 LOCKPORT PCT 037	34
0324 PLAINFIELD PCT 012	63
0338 PLAINFIELD PCT 026	20

VOTES PERCENT

REPRESENTATIVE IN THE GENERAL ASSEMBLY
86TH REPRESENTATIVE DISTRICT

Vote for 1

0

01 = NO CANDIDATE FILED

01

0127 GREEN GARDEN PCT 001	0
0158 JACKSON PCT 001	0
0159 JACKSON PCT 002	0
0160 JACKSON PCT 003	0
0161 JACKSON PCT 004	0
0162 JOLIET PCT 001	0
0163 JOLIET PCT 002	0
0164 JOLIET PCT 003	0
0165 JOLIET PCT 004	0
0166 JOLIET PCT 005	0
0167 JOLIET PCT 006	0
0168 JOLIET PCT 007	0
0169 JOLIET PCT 008	0
0170 JOLIET PCT 009	0
0171 JOLIET PCT 010	0
0172 JOLIET PCT 011	0
0173 JOLIET PCT 012	0
0174 JOLIET PCT 013	0
0175 JOLIET PCT 014	0
0176 JOLIET PCT 015	0
0177 JOLIET PCT 016	0
0178 JOLIET PCT 017	0
0179 JOLIET PCT 018	0
0180 JOLIET PCT 019	0
0181 JOLIET PCT 020	0
0182 JOLIET PCT 021	0
0183 JOLIET PCT 022	0
0184 JOLIET PCT 023	0
0185 JOLIET PCT 024	0
0186 JOLIET PCT 025	0
0187 JOLIET PCT 026	0
0188 JOLIET PCT 027	0
0189 JOLIET PCT 028	0
0190 JOLIET PCT 029	0
0191 JOLIET PCT 030	0
0192 JOLIET PCT 031	0
0193 JOLIET PCT 032	0
0194 JOLIET PCT 033	0
0195 JOLIET PCT 034	0
0196 JOLIET PCT 035	0
0197 JOLIET PCT 036	0
0198 JOLIET PCT 037	0
0199 JOLIET PCT 038	0
0200 JOLIET PCT 039	0
0201 JOLIET PCT 040	0
0202 JOLIET PCT 041	0
0203 JOLIET PCT 042	0
0204 JOLIET PCT 043	0
0205 JOLIET PCT 044	0
0206 JOLIET PCT 045	0
0207 JOLIET PCT 046	0
0208 JOLIET PCT 047	0
0209 JOLIET PCT 048	0
0210 JOLIET PCT 049	0

Total Republican Ballots Cast for
86th Representative District
4,701

REPRESENTATIVE IN THE GENERAL ASSEMBLY
86TH REPRESENTATIVE DISTRICT

VOTES PERCENT

Vote for 1

01 = NO CANDIDATE FILED

0

(CONTINUED FROM PREVIOUS PAGE)

01

0211 JOLIET PCT 050	0
0212 JOLIET PCT 051	0
0213 JOLIET PCT 052	0
0214 JOLIET PCT 053	0
0215 JOLIET PCT 054	0
0216 JOLIET PCT 055	0
0217 JOLIET PCT 056	0
0218 JOLIET PCT 057	0
0219 JOLIET PCT 058	0
0220 JOLIET PCT 059	0
0221 JOLIET PCT 060	0
0222 JOLIET PCT 061	0
0223 JOLIET PCT 062	0
0224 JOLIET PCT 063	0
0225 JOLIET PCT 064	0
0263 MANHATTAN PCT 001	0
0264 MANHATTAN PCT 002	0
0265 MANHATTAN PCT 003	0
0266 MANHATTAN PCT 004	0
0267 MANHATTAN PCT 005	0
0365 TROY PCT 002	0
0366 TROY PCT 003	0
0369 TROY PCT 006	0
0370 TROY PCT 007	0
0371 TROY PCT 008	0
0372 TROY PCT 009	0
0377 TROY PCT 014	0
0386 TROY PCT 023	0
0392 TROY PCT 029	0
0393 TROY PCT 030	0

REPRESENTATIVE IN THE GENERAL ASSEMBLY
96TH REPRESENTATIVE DISTRICT

VOTES PERCENT

Vote for 1
01 = Darlene Senger

2,218 100.00

01

0401 WHEATLAND PCT 002	132
0402 WHEATLAND PCT 003	81
0403 WHEATLAND PCT 004	161
0404 WHEATLAND PCT 005	132
0405 WHEATLAND PCT 006	117
0406 WHEATLAND PCT 007	112
0408 WHEATLAND PCT 009	113
0409 WHEATLAND PCT 010	169
0410 WHEATLAND PCT 011	124
0411 WHEATLAND PCT 012	108
0412 WHEATLAND PCT 013	69
0413 WHEATLAND PCT 014	114
0414 WHEATLAND PCT 015	55
0415 WHEATLAND PCT 016	110
0419 WHEATLAND PCT 020	90
0420 WHEATLAND PCT 021	153
0421 WHEATLAND PCT 022	38
0422 WHEATLAND PCT 023	107
0428 WHEATLAND PCT 029	73
0429 WHEATLAND PCT 030	77
0439 WHEATLAND PCT 040	83

Total Republican Ballots Cast for
96th Representative District
2,420



Nancy Schultz Voots

W I L L C O U N T Y C L E R K



Republican Party

COUNTY OFFICES SUMMARY

**COUNTY CLERK
COUNTY TREASURER
COUNTY SHERIFF**

VOTES PERCENT

COUNTY CLERK

Vote for 1

01 = Nancy Schultz Voots

40,347 100.00

01

0001 CHANNAHON PCT 001	69
0002 CHANNAHON PCT 002	67
0003 CHANNAHON PCT 003	74
0004 CHANNAHON PCT 004	125
0005 CHANNAHON PCT 005	73
0006 CHANNAHON PCT 006	81
0007 CHANNAHON PCT 007	95
0008 CHANNAHON PCT 008	112
0009 CHANNAHON PCT 009	70
0010 CRETE PCT 001	109
0011 CRETE PCT 002	83
0012 CRETE PCT 003	53
0013 CRETE PCT 004	55
0014 CRETE PCT 005	25
0015 CRETE PCT 006	68
0016 CRETE PCT 007	120
0017 CRETE PCT 008	132
0018 CRETE PCT 009	89
0019 CRETE PCT 010	122
0020 CRETE PCT 011	171
0021 CRETE PCT 012	40
0022 CRETE PCT 013	154
0023 CRETE PCT 014	81
0024 CRETE PCT 015	51
0025 CRETE PCT 016	107
0026 CRETE PCT 017	34
0027 CUSTER PCT 001	142
0028 DU PAGE PCT 001	88
0029 DU PAGE PCT 002	58
0030 DU PAGE PCT 003	72
0031 DU PAGE PCT 004	62
0032 DU PAGE PCT 005	50
0033 DU PAGE PCT 006	57
0034 DU PAGE PCT 007	72
0035 DU PAGE PCT 008	77
0036 DU PAGE PCT 009	29
0037 DU PAGE PCT 010	65
0038 DU PAGE PCT 011	81
0039 DU PAGE PCT 012	64
0040 DU PAGE PCT 013	79
0041 DU PAGE PCT 014	93
0042 DU PAGE PCT 015	42
0043 DU PAGE PCT 016	63
0044 DU PAGE PCT 017	93
0045 DU PAGE PCT 018	96
0046 DU PAGE PCT 019	64
0047 DU PAGE PCT 020	106
0048 DU PAGE PCT 021	126
0049 DU PAGE PCT 022	72
0050 DU PAGE PCT 023	63
0051 DU PAGE PCT 024	58
0052 DU PAGE PCT 025	53
0053 DU PAGE PCT 026	48
0054 DU PAGE PCT 027	66
0055 DU PAGE PCT 028	68

**For City of Aurora details
refer to that section of this book.**

VOTES PERCENT

COUNTY CLERK

Vote for 1

01 = Nancy Schultz Voots

40,347 100.00

(CONTINUED FROM PREVIOUS PAGE)

01

0056 DU PAGE PCT 029	39
0057 DU PAGE PCT 030	133
0058 DU PAGE PCT 031	161
0059 DU PAGE PCT 032	113
0060 DU PAGE PCT 033	76
0061 DU PAGE PCT 034	83
0062 DU PAGE PCT 035	94
0063 DU PAGE PCT 036	106
0064 DU PAGE PCT 037	73
0065 DU PAGE PCT 038	25
0066 DU PAGE PCT 039	38
0067 DU PAGE PCT 040	74
0068 DU PAGE PCT 041	84
0069 DU PAGE PCT 042	67
0070 DU PAGE PCT 043	30
0071 DU PAGE PCT 044	245
0072 DU PAGE PCT 045	79
0073 DU PAGE PCT 046	43
0074 DU PAGE PCT 047	77
0075 DU PAGE PCT 048	57
0076 DU PAGE PCT 049	67
0077 DU PAGE PCT 050	11
0078 DU PAGE PCT 051	68
0079 DU PAGE PCT 052	89
0080 DU PAGE PCT 053	72
0081 DU PAGE PCT 054	27
0082 DU PAGE PCT 055	49
0083 DU PAGE PCT 056	66
0084 FLORENCE PCT 001	52
0085 FRANKFORT PCT 001	127
0086 FRANKFORT PCT 002	207
0087 FRANKFORT PCT 003	198
0088 FRANKFORT PCT 004	97
0089 FRANKFORT PCT 005	117
0090 FRANKFORT PCT 006	120
0091 FRANKFORT PCT 007	101
0092 FRANKFORT PCT 008	131
0093 FRANKFORT PCT 009	105
0094 FRANKFORT PCT 010	172
0095 FRANKFORT PCT 011	62
0096 FRANKFORT PCT 012	201
0097 FRANKFORT PCT 013	131
0098 FRANKFORT PCT 014	157
0099 FRANKFORT PCT 015	106
0100 FRANKFORT PCT 016	129
0101 FRANKFORT PCT 017	85
0102 FRANKFORT PCT 018	147
0103 FRANKFORT PCT 019	122
0104 FRANKFORT PCT 020	38
0105 FRANKFORT PCT 021	84
0106 FRANKFORT PCT 022	188
0107 FRANKFORT PCT 023	106
0108 FRANKFORT PCT 024	130
0109 FRANKFORT PCT 025	163
0110 FRANKFORT PCT 026	188

VOTES PERCENT

COUNTY CLERK

Vote for 1

01 = Nancy Schultz Voots

40,347 100.00

(CONTINUED FROM PREVIOUS PAGE)

01

0111 FRANKFORT PCT 027	210
0112 FRANKFORT PCT 028	180
0113 FRANKFORT PCT 029	140
0114 FRANKFORT PCT 030	98
0115 FRANKFORT PCT 031	99
0116 FRANKFORT PCT 032	174
0117 FRANKFORT PCT 033	116
0118 FRANKFORT PCT 034	133
0119 FRANKFORT PCT 035	200
0120 FRANKFORT PCT 036	64
0121 FRANKFORT PCT 037	130
0122 FRANKFORT PCT 038	125
0123 FRANKFORT PCT 039	118
0124 FRANKFORT PCT 040	80
0125 FRANKFORT PCT 041	127
0126 FRANKFORT PCT 042	172
0127 GREEN GARDEN PCT 001	150
0128 GREEN GARDEN PCT 002	125
0129 GREEN GARDEN PCT 003	138
0130 HOMER PCT 001	86
0131 HOMER PCT 002	99
0132 HOMER PCT 003	129
0133 HOMER PCT 004	101
0134 HOMER PCT 005	122
0135 HOMER PCT 006	123
0136 HOMER PCT 007	155
0137 HOMER PCT 008	112
0138 HOMER PCT 009	123
0139 HOMER PCT 010	193
0140 HOMER PCT 011	158
0141 HOMER PCT 012	170
0142 HOMER PCT 013	158
0143 HOMER PCT 014	91
0144 HOMER PCT 015	133
0145 HOMER PCT 016	72
0146 HOMER PCT 017	134
0147 HOMER PCT 018	141
0148 HOMER PCT 019	119
0149 HOMER PCT 020	107
0150 HOMER PCT 021	205
0151 HOMER PCT 022	95
0152 HOMER PCT 023	102
0153 HOMER PCT 024	100
0154 HOMER PCT 025	65
0155 HOMER PCT 026	88
0156 HOMER PCT 027	95
0157 HOMER PCT 028	76
0158 JACKSON PCT 001	50
0159 JACKSON PCT 002	84
0160 JACKSON PCT 003	147
0161 JACKSON PCT 004	48
0162 JOLIET PCT 001	73
0163 JOLIET PCT 002	58
0164 JOLIET PCT 003	41
0165 JOLIET PCT 004	42

ABSTRACT OF VOTES

WILL COUNTY, ILLINOIS
GENERAL PRIMARY ELECTION
FEBRUARY 2, 2010
REPUBLICAN

OFFICIAL RESULTS

REPORT-EL52

PAGE 0107

VOTES PERCENT

COUNTY CLERK

Vote for 1

01 = Nancy Schultz Voots

40,347 100.00

(CONTINUED FROM PREVIOUS PAGE)

01

0166 JOLIET PCT 005	43
0167 JOLIET PCT 006	28
0168 JOLIET PCT 007	55
0169 JOLIET PCT 008	32
0170 JOLIET PCT 009	46
0171 JOLIET PCT 010	34
0172 JOLIET PCT 011	35
0173 JOLIET PCT 012	122
0174 JOLIET PCT 013	104
0175 JOLIET PCT 014	73
0176 JOLIET PCT 015	37
0177 JOLIET PCT 016	29
0178 JOLIET PCT 017	70
0179 JOLIET PCT 018	10
0180 JOLIET PCT 019	41
0181 JOLIET PCT 020	64
0182 JOLIET PCT 021	7
0183 JOLIET PCT 022	88
0184 JOLIET PCT 023	61
0185 JOLIET PCT 024	0
0186 JOLIET PCT 025	25
0187 JOLIET PCT 026	67
0188 JOLIET PCT 027	43
0189 JOLIET PCT 028	32
0190 JOLIET PCT 029	97
0191 JOLIET PCT 030	22
0192 JOLIET PCT 031	90
0193 JOLIET PCT 032	64
0194 JOLIET PCT 033	59
0195 JOLIET PCT 034	34
0196 JOLIET PCT 035	25
0197 JOLIET PCT 036	29
0198 JOLIET PCT 037	18
0199 JOLIET PCT 038	1
0200 JOLIET PCT 039	23
0201 JOLIET PCT 040	60
0202 JOLIET PCT 041	40
0203 JOLIET PCT 042	34
0204 JOLIET PCT 043	3
0205 JOLIET PCT 044	49
0206 JOLIET PCT 045	8
0207 JOLIET PCT 046	0
0208 JOLIET PCT 047	39
0209 JOLIET PCT 048	0
0210 JOLIET PCT 049	54
0211 JOLIET PCT 050	6
0212 JOLIET PCT 051	33
0213 JOLIET PCT 052	14
0214 JOLIET PCT 053	23
0215 JOLIET PCT 054	41
0216 JOLIET PCT 055	29
0217 JOLIET PCT 056	41
0218 JOLIET PCT 057	14
0219 JOLIET PCT 058	3
0220 JOLIET PCT 059	90

VOTES PERCENT

COUNTY CLERK

Vote for 1

01 = Nancy Schultz Voots

40,347 100.00

(CONTINUED FROM PREVIOUS PAGE)

01

0221 JOLIET PCT 060	9
0222 JOLIET PCT 061	6
0223 JOLIET PCT 062	4
0224 JOLIET PCT 063	34
0225 JOLIET PCT 064	5
0226 LOCKPORT PCT 001	50
0227 LOCKPORT PCT 002	54
0228 LOCKPORT PCT 003	72
0229 LOCKPORT PCT 004	52
0230 LOCKPORT PCT 005	31
0231 LOCKPORT PCT 006	16
0232 LOCKPORT PCT 007	6
0233 LOCKPORT PCT 008	67
0234 LOCKPORT PCT 009	160
0235 LOCKPORT PCT 010	57
0236 LOCKPORT PCT 011	49
0237 LOCKPORT PCT 012	91
0238 LOCKPORT PCT 013	60
0239 LOCKPORT PCT 014	110
0240 LOCKPORT PCT 015	111
0241 LOCKPORT PCT 016	75
0242 LOCKPORT PCT 017	54
0243 LOCKPORT PCT 018	61
0244 LOCKPORT PCT 019	77
0245 LOCKPORT PCT 020	97
0246 LOCKPORT PCT 021	56
0247 LOCKPORT PCT 022	92
0248 LOCKPORT PCT 023	71
0249 LOCKPORT PCT 024	59
0250 LOCKPORT PCT 025	112
0251 LOCKPORT PCT 026	41
0252 LOCKPORT PCT 027	185
0253 LOCKPORT PCT 028	106
0254 LOCKPORT PCT 029	55
0255 LOCKPORT PCT 030	260
0256 LOCKPORT PCT 031	37
0257 LOCKPORT PCT 032	30
0258 LOCKPORT PCT 033	73
0259 LOCKPORT PCT 034	59
0260 LOCKPORT PCT 035	211
0261 LOCKPORT PCT 036	430
0262 LOCKPORT PCT 037	38
0263 MANHATTAN PCT 001	108
0264 MANHATTAN PCT 002	145
0265 MANHATTAN PCT 003	98
0266 MANHATTAN PCT 004	137
0267 MANHATTAN PCT 005	172
0268 MONEE PCT 001	84
0269 MONEE PCT 002	26
0270 MONEE PCT 003	70
0271 MONEE PCT 004	40
0272 MONEE PCT 005	17
0273 MONEE PCT 006	8
0274 MONEE PCT 007	3
0275 MONEE PCT 008	2

VOTES PERCENT

COUNTY CLERK

Vote for 1

01 = Nancy Schultz Voots

40,347 100.00

(CONTINUED FROM PREVIOUS PAGE)

01

0276 MONEE PCT 009	139
0277 MONEE PCT 010	110
0278 MONEE PCT 011	4
0279 MONEE PCT 012	61
0280 NEW LENOX PCT 001	47
0281 NEW LENOX PCT 002	125
0282 NEW LENOX PCT 003	148
0283 NEW LENOX PCT 004	165
0284 NEW LENOX PCT 005	154
0285 NEW LENOX PCT 006	108
0286 NEW LENOX PCT 007	157
0287 NEW LENOX PCT 008	92
0288 NEW LENOX PCT 009	126
0289 NEW LENOX PCT 010	148
0290 NEW LENOX PCT 011	147
0291 NEW LENOX PCT 012	231
0292 NEW LENOX PCT 013	158
0293 NEW LENOX PCT 014	88
0294 NEW LENOX PCT 015	82
0295 NEW LENOX PCT 016	77
0296 NEW LENOX PCT 017	56
0297 NEW LENOX PCT 018	89
0298 NEW LENOX PCT 019	98
0299 NEW LENOX PCT 020	147
0300 NEW LENOX PCT 021	75
0301 NEW LENOX PCT 022	167
0302 NEW LENOX PCT 023	95
0303 NEW LENOX PCT 024	183
0304 NEW LENOX PCT 025	108
0305 NEW LENOX PCT 026	82
0306 NEW LENOX PCT 027	80
0307 NEW LENOX PCT 028	118
0308 NEW LENOX PCT 029	82
0309 NEW LENOX PCT 030	85
0310 PEOTONE PCT 001	215
0311 PEOTONE PCT 002	226
0312 PEOTONE PCT 003	127
0313 PLAINFIELD PCT 001	136
0314 PLAINFIELD PCT 002	84
0315 PLAINFIELD PCT 003	91
0316 PLAINFIELD PCT 004	107
0317 PLAINFIELD PCT 005	91
0318 PLAINFIELD PCT 006	103
0319 PLAINFIELD PCT 007	108
0320 PLAINFIELD PCT 008	209
0321 PLAINFIELD PCT 009	127
0322 PLAINFIELD PCT 010	73
0323 PLAINFIELD PCT 011	103
0324 PLAINFIELD PCT 012	68
0325 PLAINFIELD PCT 013	73
0326 PLAINFIELD PCT 014	129
0327 PLAINFIELD PCT 015	89
0328 PLAINFIELD PCT 016	118
0329 PLAINFIELD PCT 017	28
0330 PLAINFIELD PCT 018	54

VOTES PERCENT

COUNTY CLERK

Vote for 1

01 = Nancy Schultz Voots

40,347 100.00

(CONTINUED FROM PREVIOUS PAGE)

01

0331 PLAINFIELD PCT 019	88
0332 PLAINFIELD PCT 020	55
0333 PLAINFIELD PCT 021	47
0334 PLAINFIELD PCT 022	124
0335 PLAINFIELD PCT 023	44
0336 PLAINFIELD PCT 024	59
0337 PLAINFIELD PCT 025	69
0338 PLAINFIELD PCT 026	99
0339 PLAINFIELD PCT 027	87
0340 PLAINFIELD PCT 028	111
0341 PLAINFIELD PCT 029	22
0342 PLAINFIELD PCT 030	26
0343 PLAINFIELD PCT 031	81
0344 PLAINFIELD PCT 032	92
0345 PLAINFIELD PCT 033	66
0346 PLAINFIELD PCT 034	34
0347 PLAINFIELD PCT 035	170
0348 PLAINFIELD PCT 036	61
0349 PLAINFIELD PCT 037	59
0350 PLAINFIELD PCT 038	123
0351 PLAINFIELD PCT 039	101
0352 PLAINFIELD PCT 040	94
0353 PLAINFIELD PCT 041	79
0354 PLAINFIELD PCT 042	32
0355 PLAINFIELD PCT 043	60
0356 PLAINFIELD PCT 044	55
0357 PLAINFIELD PCT 045	98
0358 PLAINFIELD PCT 046	65
0359 REED PCT 001	97
0360 REED PCT 002	58
0361 REED PCT 003	37
0362 REED PCT 004	59
0363 REED PCT 005	108
0364 TROY PCT 001	144
0365 TROY PCT 002	105
0366 TROY PCT 003	104
0367 TROY PCT 004	108
0368 TROY PCT 005	69
0369 TROY PCT 006	64
0370 TROY PCT 007	85
0371 TROY PCT 008	172
0372 TROY PCT 009	110
0373 TROY PCT 010	114
0374 TROY PCT 011	270
0375 TROY PCT 012	91
0376 TROY PCT 013	66
0377 TROY PCT 014	63
0378 TROY PCT 015	82
0379 TROY PCT 016	179
0380 TROY PCT 017	79
0381 TROY PCT 018	159
0382 TROY PCT 019	135
0383 TROY PCT 020	126
0384 TROY PCT 021	94
0385 TROY PCT 022	106

VOTES PERCENT

COUNTY CLERK

Vote for 1

01 = Nancy Schultz Voots

40,347 100.00

(CONTINUED FROM PREVIOUS PAGE)

01

0386 TROY PCT 023	36
0387 TROY PCT 024	109
0388 TROY PCT 025	91
0389 TROY PCT 026	55
0390 TROY PCT 027	69
0391 TROY PCT 028	186
0392 TROY PCT 029	34
0393 TROY PCT 030	93
0394 WASHINGTON PCT 001	117
0395 WASHINGTON PCT 002	89
0396 WASHINGTON PCT 003	154
0397 WASHINGTON PCT 004	163
0398 WESLEY PCT 001	107
0399 WESLEY PCT 002	63
0400 WHEATLAND PCT 001	127
0401 WHEATLAND PCT 002	128
0402 WHEATLAND PCT 003	80
0403 WHEATLAND PCT 004	156
0404 WHEATLAND PCT 005	126
0405 WHEATLAND PCT 006	107
0406 WHEATLAND PCT 007	114
0407 WHEATLAND PCT 008	87
0408 WHEATLAND PCT 009	109
0409 WHEATLAND PCT 010	158
0410 WHEATLAND PCT 011	116
0411 WHEATLAND PCT 012	105
0412 WHEATLAND PCT 013	98
0413 WHEATLAND PCT 014	105
0414 WHEATLAND PCT 015	52
0415 WHEATLAND PCT 016	101
0416 WHEATLAND PCT 017	118
0417 WHEATLAND PCT 018	176
0418 WHEATLAND PCT 019	92
0419 WHEATLAND PCT 020	84
0420 WHEATLAND PCT 021	146
0421 WHEATLAND PCT 022	39
0422 WHEATLAND PCT 023	101
0423 WHEATLAND PCT 024	96
0424 WHEATLAND PCT 025	117
0425 WHEATLAND PCT 026	108
0426 WHEATLAND PCT 027	76
0427 WHEATLAND PCT 028	89
0428 WHEATLAND PCT 029	70
0429 WHEATLAND PCT 030	67
0430 WHEATLAND PCT 031	84
0431 WHEATLAND PCT 032	70
0432 WHEATLAND PCT 033	62
0433 WHEATLAND PCT 034	203
0434 WHEATLAND PCT 035	151
0435 WHEATLAND PCT 036	75
0436 WHEATLAND PCT 037	73
0437 WHEATLAND PCT 038	120
0438 WHEATLAND PCT 039	106
0439 WHEATLAND PCT 040	82
0440 WILL PCT 001	261

VOTES PERCENT

COUNTY CLERK

Vote for 1

01 = Nancy Schultz Voots

40,347 100.00

(CONTINUED FROM PREVIOUS PAGE)

01

0441 WILMINGTON PCT 001 34
0442 WILMINGTON PCT 002 59
0443 WILMINGTON PCT 003 120
0444 WILMINGTON PCT 004 64
0445 WILMINGTON PCT 005 95
0446 WILTON PCT 001 125

VOTES PERCENT

COUNTY TREASURER

Vote for 1
01 = Steve Weber

39,493 100.00

	-----	01

0001 CHANNAHON PCT 001		61
0002 CHANNAHON PCT 002		67
0003 CHANNAHON PCT 003		74
0004 CHANNAHON PCT 004		124
0005 CHANNAHON PCT 005		71
0006 CHANNAHON PCT 006		79
0007 CHANNAHON PCT 007		92
0008 CHANNAHON PCT 008		107
0009 CHANNAHON PCT 009		65
0010 CRETE PCT 001		108
0011 CRETE PCT 002		78
0012 CRETE PCT 003		54
0013 CRETE PCT 004		54
0014 CRETE PCT 005		24
0015 CRETE PCT 006		65
0016 CRETE PCT 007		118
0017 CRETE PCT 008		125
0018 CRETE PCT 009		89
0019 CRETE PCT 010		116
0020 CRETE PCT 011		170
0021 CRETE PCT 012		39
0022 CRETE PCT 013		154
0023 CRETE PCT 014		79
0024 CRETE PCT 015		50
0025 CRETE PCT 016		101
0026 CRETE PCT 017		34
0027 CUSTER PCT 001		141
0028 DU PAGE PCT 001		88
0029 DU PAGE PCT 002		55
0030 DU PAGE PCT 003		72
0031 DU PAGE PCT 004		58
0032 DU PAGE PCT 005		52
0033 DU PAGE PCT 006		56
0034 DU PAGE PCT 007		72
0035 DU PAGE PCT 008		75
0036 DU PAGE PCT 009		30
0037 DU PAGE PCT 010		64
0038 DU PAGE PCT 011		81
0039 DU PAGE PCT 012		62
0040 DU PAGE PCT 013		80
0041 DU PAGE PCT 014		97
0042 DU PAGE PCT 015		43
0043 DU PAGE PCT 016		65
0044 DU PAGE PCT 017		91
0045 DU PAGE PCT 018		97
0046 DU PAGE PCT 019		62
0047 DU PAGE PCT 020		105
0048 DU PAGE PCT 021		123
0049 DU PAGE PCT 022		70
0050 DU PAGE PCT 023		60
0051 DU PAGE PCT 024		59
0052 DU PAGE PCT 025		53
0053 DU PAGE PCT 026		48
0054 DU PAGE PCT 027		64
0055 DU PAGE PCT 028		70

**For City of Aurora details
refer to that section of this book.**

VOTES PERCENT

COUNTY TREASURER

Vote for 1
01 = Steve Weber

39,493 100.00

(CONTINUED FROM PREVIOUS PAGE)

01

0056 DU PAGE PCT 029	36
0057 DU PAGE PCT 030	131
0058 DU PAGE PCT 031	158
0059 DU PAGE PCT 032	112
0060 DU PAGE PCT 033	76
0061 DU PAGE PCT 034	83
0062 DU PAGE PCT 035	93
0063 DU PAGE PCT 036	105
0064 DU PAGE PCT 037	74
0065 DU PAGE PCT 038	26
0066 DU PAGE PCT 039	39
0067 DU PAGE PCT 040	74
0068 DU PAGE PCT 041	85
0069 DU PAGE PCT 042	67
0070 DU PAGE PCT 043	30
0071 DU PAGE PCT 044	235
0072 DU PAGE PCT 045	80
0073 DU PAGE PCT 046	42
0074 DU PAGE PCT 047	77
0075 DU PAGE PCT 048	55
0076 DU PAGE PCT 049	67
0077 DU PAGE PCT 050	11
0078 DU PAGE PCT 051	65
0079 DU PAGE PCT 052	88
0080 DU PAGE PCT 053	73
0081 DU PAGE PCT 054	26
0082 DU PAGE PCT 055	48
0083 DU PAGE PCT 056	68
0084 FLORENCE PCT 001	51
0085 FRANKFORT PCT 001	121
0086 FRANKFORT PCT 002	207
0087 FRANKFORT PCT 003	197
0088 FRANKFORT PCT 004	95
0089 FRANKFORT PCT 005	117
0090 FRANKFORT PCT 006	118
0091 FRANKFORT PCT 007	96
0092 FRANKFORT PCT 008	124
0093 FRANKFORT PCT 009	104
0094 FRANKFORT PCT 010	165
0095 FRANKFORT PCT 011	62
0096 FRANKFORT PCT 012	197
0097 FRANKFORT PCT 013	128
0098 FRANKFORT PCT 014	160
0099 FRANKFORT PCT 015	104
0100 FRANKFORT PCT 016	124
0101 FRANKFORT PCT 017	84
0102 FRANKFORT PCT 018	142
0103 FRANKFORT PCT 019	122
0104 FRANKFORT PCT 020	37
0105 FRANKFORT PCT 021	80
0106 FRANKFORT PCT 022	189
0107 FRANKFORT PCT 023	106
0108 FRANKFORT PCT 024	127
0109 FRANKFORT PCT 025	161
0110 FRANKFORT PCT 026	183

VOTES PERCENT

COUNTY TREASURER

Vote for 1
01 = Steve Weber

39,493 100.00

(CONTINUED FROM PREVIOUS PAGE)

01

0111 FRANKFORT PCT 027	206
0112 FRANKFORT PCT 028	192
0113 FRANKFORT PCT 029	136
0114 FRANKFORT PCT 030	92
0115 FRANKFORT PCT 031	97
0116 FRANKFORT PCT 032	168
0117 FRANKFORT PCT 033	114
0118 FRANKFORT PCT 034	130
0119 FRANKFORT PCT 035	196
0120 FRANKFORT PCT 036	64
0121 FRANKFORT PCT 037	129
0122 FRANKFORT PCT 038	127
0123 FRANKFORT PCT 039	122
0124 FRANKFORT PCT 040	77
0125 FRANKFORT PCT 041	128
0126 FRANKFORT PCT 042	170
0127 GREEN GARDEN PCT 001	146
0128 GREEN GARDEN PCT 002	123
0129 GREEN GARDEN PCT 003	131
0130 HOMER PCT 001	81
0131 HOMER PCT 002	97
0132 HOMER PCT 003	122
0133 HOMER PCT 004	97
0134 HOMER PCT 005	118
0135 HOMER PCT 006	119
0136 HOMER PCT 007	150
0137 HOMER PCT 008	110
0138 HOMER PCT 009	122
0139 HOMER PCT 010	188
0140 HOMER PCT 011	156
0141 HOMER PCT 012	166
0142 HOMER PCT 013	159
0143 HOMER PCT 014	91
0144 HOMER PCT 015	128
0145 HOMER PCT 016	73
0146 HOMER PCT 017	132
0147 HOMER PCT 018	142
0148 HOMER PCT 019	115
0149 HOMER PCT 020	104
0150 HOMER PCT 021	203
0151 HOMER PCT 022	87
0152 HOMER PCT 023	101
0153 HOMER PCT 024	98
0154 HOMER PCT 025	65
0155 HOMER PCT 026	89
0156 HOMER PCT 027	94
0157 HOMER PCT 028	75
0158 JACKSON PCT 001	46
0159 JACKSON PCT 002	82
0160 JACKSON PCT 003	145
0161 JACKSON PCT 004	42
0162 JOLIET PCT 001	73
0163 JOLIET PCT 002	55
0164 JOLIET PCT 003	37
0165 JOLIET PCT 004	43

VOTES PERCENT

COUNTY TREASURER

Vote for 1

01 = Steve Weber

39,493 100.00

(CONTINUED FROM PREVIOUS PAGE)

01

0166 JOLIET PCT 005	41
0167 JOLIET PCT 006	26
0168 JOLIET PCT 007	50
0169 JOLIET PCT 008	31
0170 JOLIET PCT 009	46
0171 JOLIET PCT 010	30
0172 JOLIET PCT 011	34
0173 JOLIET PCT 012	118
0174 JOLIET PCT 013	98
0175 JOLIET PCT 014	71
0176 JOLIET PCT 015	34
0177 JOLIET PCT 016	26
0178 JOLIET PCT 017	66
0179 JOLIET PCT 018	10
0180 JOLIET PCT 019	40
0181 JOLIET PCT 020	59
0182 JOLIET PCT 021	6
0183 JOLIET PCT 022	84
0184 JOLIET PCT 023	62
0185 JOLIET PCT 024	0
0186 JOLIET PCT 025	26
0187 JOLIET PCT 026	71
0188 JOLIET PCT 027	44
0189 JOLIET PCT 028	31
0190 JOLIET PCT 029	90
0191 JOLIET PCT 030	22
0192 JOLIET PCT 031	86
0193 JOLIET PCT 032	60
0194 JOLIET PCT 033	54
0195 JOLIET PCT 034	34
0196 JOLIET PCT 035	25
0197 JOLIET PCT 036	28
0198 JOLIET PCT 037	18
0199 JOLIET PCT 038	1
0200 JOLIET PCT 039	22
0201 JOLIET PCT 040	56
0202 JOLIET PCT 041	39
0203 JOLIET PCT 042	32
0204 JOLIET PCT 043	3
0205 JOLIET PCT 044	46
0206 JOLIET PCT 045	7
0207 JOLIET PCT 046	0
0208 JOLIET PCT 047	35
0209 JOLIET PCT 048	0
0210 JOLIET PCT 049	52
0211 JOLIET PCT 050	5
0212 JOLIET PCT 051	34
0213 JOLIET PCT 052	14
0214 JOLIET PCT 053	23
0215 JOLIET PCT 054	38
0216 JOLIET PCT 055	28
0217 JOLIET PCT 056	41
0218 JOLIET PCT 057	12
0219 JOLIET PCT 058	3
0220 JOLIET PCT 059	91

VOTES PERCENT

COUNTY TREASURER

Vote for 1
01 = Steve Weber

39,493 100.00

(CONTINUED FROM PREVIOUS PAGE)

01

0221 JOLIET PCT 060	8
0222 JOLIET PCT 061	6
0223 JOLIET PCT 062	4
0224 JOLIET PCT 063	34
0225 JOLIET PCT 064	4
0226 LOCKPORT PCT 001	50
0227 LOCKPORT PCT 002	50
0228 LOCKPORT PCT 003	68
0229 LOCKPORT PCT 004	53
0230 LOCKPORT PCT 005	29
0231 LOCKPORT PCT 006	16
0232 LOCKPORT PCT 007	6
0233 LOCKPORT PCT 008	63
0234 LOCKPORT PCT 009	158
0235 LOCKPORT PCT 010	54
0236 LOCKPORT PCT 011	47
0237 LOCKPORT PCT 012	89
0238 LOCKPORT PCT 013	58
0239 LOCKPORT PCT 014	103
0240 LOCKPORT PCT 015	108
0241 LOCKPORT PCT 016	70
0242 LOCKPORT PCT 017	53
0243 LOCKPORT PCT 018	58
0244 LOCKPORT PCT 019	76
0245 LOCKPORT PCT 020	92
0246 LOCKPORT PCT 021	52
0247 LOCKPORT PCT 022	90
0248 LOCKPORT PCT 023	71
0249 LOCKPORT PCT 024	57
0250 LOCKPORT PCT 025	108
0251 LOCKPORT PCT 026	38
0252 LOCKPORT PCT 027	173
0253 LOCKPORT PCT 028	103
0254 LOCKPORT PCT 029	55
0255 LOCKPORT PCT 030	261
0256 LOCKPORT PCT 031	37
0257 LOCKPORT PCT 032	30
0258 LOCKPORT PCT 033	72
0259 LOCKPORT PCT 034	56
0260 LOCKPORT PCT 035	204
0261 LOCKPORT PCT 036	418
0262 LOCKPORT PCT 037	34
0263 MANHATTAN PCT 001	104
0264 MANHATTAN PCT 002	142
0265 MANHATTAN PCT 003	98
0266 MANHATTAN PCT 004	139
0267 MANHATTAN PCT 005	166
0268 MONEE PCT 001	84
0269 MONEE PCT 002	26
0270 MONEE PCT 003	69
0271 MONEE PCT 004	38
0272 MONEE PCT 005	16
0273 MONEE PCT 006	9
0274 MONEE PCT 007	3
0275 MONEE PCT 008	2

VOTES PERCENT

COUNTY TREASURER

Vote for 1
01 = Steve Weber

39,493 100.00

(CONTINUED FROM PREVIOUS PAGE)

01

0276 MONEE PCT 009	135
0277 MONEE PCT 010	108
0278 MONEE PCT 011	3
0279 MONEE PCT 012	60
0280 NEW LENOX PCT 001	48
0281 NEW LENOX PCT 002	124
0282 NEW LENOX PCT 003	139
0283 NEW LENOX PCT 004	161
0284 NEW LENOX PCT 005	146
0285 NEW LENOX PCT 006	108
0286 NEW LENOX PCT 007	159
0287 NEW LENOX PCT 008	89
0288 NEW LENOX PCT 009	122
0289 NEW LENOX PCT 010	145
0290 NEW LENOX PCT 011	143
0291 NEW LENOX PCT 012	229
0292 NEW LENOX PCT 013	154
0293 NEW LENOX PCT 014	86
0294 NEW LENOX PCT 015	82
0295 NEW LENOX PCT 016	78
0296 NEW LENOX PCT 017	57
0297 NEW LENOX PCT 018	89
0298 NEW LENOX PCT 019	96
0299 NEW LENOX PCT 020	144
0300 NEW LENOX PCT 021	77
0301 NEW LENOX PCT 022	161
0302 NEW LENOX PCT 023	92
0303 NEW LENOX PCT 024	176
0304 NEW LENOX PCT 025	106
0305 NEW LENOX PCT 026	82
0306 NEW LENOX PCT 027	77
0307 NEW LENOX PCT 028	114
0308 NEW LENOX PCT 029	80
0309 NEW LENOX PCT 030	82
0310 PEOTONE PCT 001	211
0311 PEOTONE PCT 002	215
0312 PEOTONE PCT 003	119
0313 PLAINFIELD PCT 001	135
0314 PLAINFIELD PCT 002	81
0315 PLAINFIELD PCT 003	92
0316 PLAINFIELD PCT 004	104
0317 PLAINFIELD PCT 005	87
0318 PLAINFIELD PCT 006	101
0319 PLAINFIELD PCT 007	103
0320 PLAINFIELD PCT 008	207
0321 PLAINFIELD PCT 009	122
0322 PLAINFIELD PCT 010	72
0323 PLAINFIELD PCT 011	102
0324 PLAINFIELD PCT 012	67
0325 PLAINFIELD PCT 013	73
0326 PLAINFIELD PCT 014	124
0327 PLAINFIELD PCT 015	87
0328 PLAINFIELD PCT 016	115
0329 PLAINFIELD PCT 017	27
0330 PLAINFIELD PCT 018	51

VOTES PERCENT

COUNTY TREASURER

Vote for 1
01 = Steve Weber

39,493 100.00

(CONTINUED FROM PREVIOUS PAGE)

01

0331 PLAINFIELD PCT 019	83
0332 PLAINFIELD PCT 020	52
0333 PLAINFIELD PCT 021	47
0334 PLAINFIELD PCT 022	118
0335 PLAINFIELD PCT 023	45
0336 PLAINFIELD PCT 024	58
0337 PLAINFIELD PCT 025	69
0338 PLAINFIELD PCT 026	96
0339 PLAINFIELD PCT 027	84
0340 PLAINFIELD PCT 028	108
0341 PLAINFIELD PCT 029	23
0342 PLAINFIELD PCT 030	26
0343 PLAINFIELD PCT 031	80
0344 PLAINFIELD PCT 032	87
0345 PLAINFIELD PCT 033	65
0346 PLAINFIELD PCT 034	33
0347 PLAINFIELD PCT 035	166
0348 PLAINFIELD PCT 036	61
0349 PLAINFIELD PCT 037	58
0350 PLAINFIELD PCT 038	119
0351 PLAINFIELD PCT 039	99
0352 PLAINFIELD PCT 040	89
0353 PLAINFIELD PCT 041	76
0354 PLAINFIELD PCT 042	32
0355 PLAINFIELD PCT 043	59
0356 PLAINFIELD PCT 044	54
0357 PLAINFIELD PCT 045	95
0358 PLAINFIELD PCT 046	64
0359 REED PCT 001	95
0360 REED PCT 002	57
0361 REED PCT 003	38
0362 REED PCT 004	62
0363 REED PCT 005	106
0364 TROY PCT 001	138
0365 TROY PCT 002	103
0366 TROY PCT 003	101
0367 TROY PCT 004	105
0368 TROY PCT 005	68
0369 TROY PCT 006	63
0370 TROY PCT 007	87
0371 TROY PCT 008	165
0372 TROY PCT 009	108
0373 TROY PCT 010	111
0374 TROY PCT 011	260
0375 TROY PCT 012	91
0376 TROY PCT 013	68
0377 TROY PCT 014	63
0378 TROY PCT 015	77
0379 TROY PCT 016	171
0380 TROY PCT 017	78
0381 TROY PCT 018	155
0382 TROY PCT 019	132
0383 TROY PCT 020	123
0384 TROY PCT 021	92
0385 TROY PCT 022	98

COUNTY TREASURER

Vote for 1
 01 = Steve Weber

VOTES PERCENT
 39,493 100.00

(CONTINUED FROM PREVIOUS PAGE)

	-----	01

0386 TROY PCT 023		36
0387 TROY PCT 024		107
0388 TROY PCT 025		89
0389 TROY PCT 026		55
0390 TROY PCT 027		66
0391 TROY PCT 028		184
0392 TROY PCT 029		32
0393 TROY PCT 030		91
0394 WASHINGTON PCT 001		112
0395 WASHINGTON PCT 002		89
0396 WASHINGTON PCT 003		151
0397 WASHINGTON PCT 004		157
0398 WESLEY PCT 001		107
0399 WESLEY PCT 002		60
0400 WHEATLAND PCT 001		122
0401 WHEATLAND PCT 002		128
0402 WHEATLAND PCT 003		79
0403 WHEATLAND PCT 004		154
0404 WHEATLAND PCT 005		127
0405 WHEATLAND PCT 006		108
0406 WHEATLAND PCT 007		112
0407 WHEATLAND PCT 008		83
0408 WHEATLAND PCT 009		110
0409 WHEATLAND PCT 010		154
0410 WHEATLAND PCT 011		116
0411 WHEATLAND PCT 012		104
0412 WHEATLAND PCT 013		100
0413 WHEATLAND PCT 014		106
0414 WHEATLAND PCT 015		51
0415 WHEATLAND PCT 016		102
0416 WHEATLAND PCT 017		119
0417 WHEATLAND PCT 018		177
0418 WHEATLAND PCT 019		90
0419 WHEATLAND PCT 020		79
0420 WHEATLAND PCT 021		144
0421 WHEATLAND PCT 022		38
0422 WHEATLAND PCT 023		100
0423 WHEATLAND PCT 024		93
0424 WHEATLAND PCT 025		114
0425 WHEATLAND PCT 026		109
0426 WHEATLAND PCT 027		73
0427 WHEATLAND PCT 028		86
0428 WHEATLAND PCT 029		72
0429 WHEATLAND PCT 030		67
0430 WHEATLAND PCT 031		84
0431 WHEATLAND PCT 032		68
0432 WHEATLAND PCT 033		63
0433 WHEATLAND PCT 034		195
0434 WHEATLAND PCT 035		149
0435 WHEATLAND PCT 036		76
0436 WHEATLAND PCT 037		71
0437 WHEATLAND PCT 038		120
0438 WHEATLAND PCT 039		104
0439 WHEATLAND PCT 040		81
0440 WILL PCT 001		249

VOTES PERCENT

COUNTY TREASURER

Vote for 1

01 = Steve Weber

39,493 100.00

(CONTINUED FROM PREVIOUS PAGE)

01

0441 WILMINGTON PCT 001	34
0442 WILMINGTON PCT 002	58
0443 WILMINGTON PCT 003	117
0444 WILMINGTON PCT 004	63
0445 WILMINGTON PCT 005	93
0446 WILTON PCT 001	123

VOTES PERCENT

COUNTY SHERIFF

Vote for 1

- 01 = Paul J. Kaupas
- 02 = Steve Egan

26,603	62.81
15,752	37.19

-----	01	02

0001 CHANNAHON PCT 001	43	25
0002 CHANNAHON PCT 002	47	25
0003 CHANNAHON PCT 003	48	34
0004 CHANNAHON PCT 004	71	58
0005 CHANNAHON PCT 005	51	32
0006 CHANNAHON PCT 006	49	37
0007 CHANNAHON PCT 007	50	46
0008 CHANNAHON PCT 008	80	35
0009 CHANNAHON PCT 009	44	31
0010 CRETE PCT 001	64	49
0011 CRETE PCT 002	64	26
0012 CRETE PCT 003	38	17
0013 CRETE PCT 004	38	20
0014 CRETE PCT 005	18	8
0015 CRETE PCT 006	41	27
0016 CRETE PCT 007	64	57
0017 CRETE PCT 008	85	56
0018 CRETE PCT 009	62	32
0019 CRETE PCT 010	84	38
0020 CRETE PCT 011	122	55
0021 CRETE PCT 012	23	19
0022 CRETE PCT 013	106	55
0023 CRETE PCT 014	45	38
0024 CRETE PCT 015	32	21
0025 CRETE PCT 016	81	32
0026 CRETE PCT 017	21	14
0027 CUSTER PCT 001	90	58
0028 DU PAGE PCT 001	55	33
0029 DU PAGE PCT 002	43	16
0030 DU PAGE PCT 003	43	30
0031 DU PAGE PCT 004	42	19
0032 DU PAGE PCT 005	39	16
0033 DU PAGE PCT 006	41	19
0034 DU PAGE PCT 007	49	29
0035 DU PAGE PCT 008	45	34
0036 DU PAGE PCT 009	16	15
0037 DU PAGE PCT 010	40	26
0038 DU PAGE PCT 011	59	24
0039 DU PAGE PCT 012	45	20
0040 DU PAGE PCT 013	51	29
0041 DU PAGE PCT 014	74	28
0042 DU PAGE PCT 015	33	11
0043 DU PAGE PCT 016	53	19
0044 DU PAGE PCT 017	54	39
0045 DU PAGE PCT 018	60	40
0046 DU PAGE PCT 019	41	22
0047 DU PAGE PCT 020	85	28
0048 DU PAGE PCT 021	69	57
0049 DU PAGE PCT 022	53	22
0050 DU PAGE PCT 023	41	23
0051 DU PAGE PCT 024	36	27
0052 DU PAGE PCT 025	32	28
0053 DU PAGE PCT 026	33	15
0054 DU PAGE PCT 027	53	17

**For City of Aurora details
refer to that section of this book.**

VOTES PERCENT

COUNTY SHERIFF

Vote for 1
 01 = Paul J. Kaupas
 02 = Steve Egan

26,603 62.81
 15,752 37.19

(CONTINUED FROM PREVIOUS PAGE)

	01	02
0055 DU PAGE PCT 028	55	19
0056 DU PAGE PCT 029	24	15
0057 DU PAGE PCT 030	79	53
0058 DU PAGE PCT 031	105	48
0059 DU PAGE PCT 032	63	49
0060 DU PAGE PCT 033	50	33
0061 DU PAGE PCT 034	42	38
0062 DU PAGE PCT 035	67	29
0063 DU PAGE PCT 036	60	47
0064 DU PAGE PCT 037	54	28
0065 DU PAGE PCT 038	18	10
0066 DU PAGE PCT 039	23	16
0067 DU PAGE PCT 040	59	18
0068 DU PAGE PCT 041	60	22
0069 DU PAGE PCT 042	48	27
0070 DU PAGE PCT 043	16	15
0071 DU PAGE PCT 044	145	98
0072 DU PAGE PCT 045	57	26
0073 DU PAGE PCT 046	26	16
0074 DU PAGE PCT 047	45	35
0075 DU PAGE PCT 048	30	30
0076 DU PAGE PCT 049	59	11
0077 DU PAGE PCT 050	8	2
0078 DU PAGE PCT 051	39	29
0079 DU PAGE PCT 052	54	39
0080 DU PAGE PCT 053	50	25
0081 DU PAGE PCT 054	19	8
0082 DU PAGE PCT 055	39	15
0083 DU PAGE PCT 056	41	27
0084 FLORENCE PCT 001	32	22
0085 FRANKFORT PCT 001	91	43
0086 FRANKFORT PCT 002	135	82
0087 FRANKFORT PCT 003	143	71
0088 FRANKFORT PCT 004	76	27
0089 FRANKFORT PCT 005	74	42
0090 FRANKFORT PCT 006	70	49
0091 FRANKFORT PCT 007	75	37
0092 FRANKFORT PCT 008	92	48
0093 FRANKFORT PCT 009	92	21
0094 FRANKFORT PCT 010	124	59
0095 FRANKFORT PCT 011	47	20
0096 FRANKFORT PCT 012	134	97
0097 FRANKFORT PCT 013	96	50
0098 FRANKFORT PCT 014	113	51
0099 FRANKFORT PCT 015	74	37
0100 FRANKFORT PCT 016	98	38
0101 FRANKFORT PCT 017	66	31
0102 FRANKFORT PCT 018	96	53
0103 FRANKFORT PCT 019	76	55
0104 FRANKFORT PCT 020	26	13
0105 FRANKFORT PCT 021	54	32
0106 FRANKFORT PCT 022	127	66
0107 FRANKFORT PCT 023	82	27
0108 FRANKFORT PCT 024	86	49

VOTES PERCENT

COUNTY SHERIFF

Vote for 1

- 01 = Paul J. Kaupas
- 02 = Steve Egan

26,603 62.81
 15,752 37.19

(CONTINUED FROM PREVIOUS PAGE)

	01	02
0109 FRANKFORT PCT 025	115	59
0110 FRANKFORT PCT 026	132	74
0111 FRANKFORT PCT 027	138	86
0112 FRANKFORT PCT 028	157	44
0113 FRANKFORT PCT 029	97	49
0114 FRANKFORT PCT 030	54	47
0115 FRANKFORT PCT 031	65	41
0116 FRANKFORT PCT 032	123	67
0117 FRANKFORT PCT 033	82	39
0118 FRANKFORT PCT 034	100	49
0119 FRANKFORT PCT 035	124	84
0120 FRANKFORT PCT 036	44	25
0121 FRANKFORT PCT 037	88	45
0122 FRANKFORT PCT 038	89	56
0123 FRANKFORT PCT 039	77	49
0124 FRANKFORT PCT 040	52	33
0125 FRANKFORT PCT 041	84	48
0126 FRANKFORT PCT 042	115	64
0127 GREEN GARDEN PCT 001	114	44
0128 GREEN GARDEN PCT 002	89	46
0129 GREEN GARDEN PCT 003	95	47
0130 HOMER PCT 001	55	37
0131 HOMER PCT 002	67	36
0132 HOMER PCT 003	101	34
0133 HOMER PCT 004	75	28
0134 HOMER PCT 005	83	48
0135 HOMER PCT 006	87	39
0136 HOMER PCT 007	113	46
0137 HOMER PCT 008	78	45
0138 HOMER PCT 009	82	42
0139 HOMER PCT 010	146	60
0140 HOMER PCT 011	100	60
0141 HOMER PCT 012	122	63
0142 HOMER PCT 013	100	72
0143 HOMER PCT 014	57	38
0144 HOMER PCT 015	87	54
0145 HOMER PCT 016	39	33
0146 HOMER PCT 017	93	48
0147 HOMER PCT 018	92	55
0148 HOMER PCT 019	87	45
0149 HOMER PCT 020	80	37
0150 HOMER PCT 021	172	50
0151 HOMER PCT 022	54	51
0152 HOMER PCT 023	65	37
0153 HOMER PCT 024	71	34
0154 HOMER PCT 025	41	32
0155 HOMER PCT 026	61	42
0156 HOMER PCT 027	50	48
0157 HOMER PCT 028	54	25
0158 JACKSON PCT 001	36	15
0159 JACKSON PCT 002	61	27
0160 JACKSON PCT 003	107	47
0161 JACKSON PCT 004	28	25
0162 JOLIET PCT 001	37	37

VOTES PERCENT

COUNTY SHERIFF

Vote for 1

01 = Paul J. Kaupas

02 = Steve Egan

26,603 62.81
15,752 37.19

(CONTINUED FROM PREVIOUS PAGE)

01 02

0163 JOLIET PCT 002	37	24
0164 JOLIET PCT 003	24	22
0165 JOLIET PCT 004	24	17
0166 JOLIET PCT 005	23	21
0167 JOLIET PCT 006	21	11
0168 JOLIET PCT 007	34	25
0169 JOLIET PCT 008	15	18
0170 JOLIET PCT 009	27	21
0171 JOLIET PCT 010	25	11
0172 JOLIET PCT 011	23	12
0173 JOLIET PCT 012	67	60
0174 JOLIET PCT 013	68	44
0175 JOLIET PCT 014	42	39
0176 JOLIET PCT 015	18	19
0177 JOLIET PCT 016	15	14
0178 JOLIET PCT 017	44	34
0179 JOLIET PCT 018	8	4
0180 JOLIET PCT 019	27	16
0181 JOLIET PCT 020	39	29
0182 JOLIET PCT 021	4	3
0183 JOLIET PCT 022	47	53
0184 JOLIET PCT 023	32	31
0185 JOLIET PCT 024	0	1
0186 JOLIET PCT 025	15	11
0187 JOLIET PCT 026	43	31
0188 JOLIET PCT 027	20	28
0189 JOLIET PCT 028	17	16
0190 JOLIET PCT 029	50	47
0191 JOLIET PCT 030	11	13
0192 JOLIET PCT 031	38	59
0193 JOLIET PCT 032	39	28
0194 JOLIET PCT 033	26	33
0195 JOLIET PCT 034	19	16
0196 JOLIET PCT 035	13	12
0197 JOLIET PCT 036	14	17
0198 JOLIET PCT 037	5	12
0199 JOLIET PCT 038	1	0
0200 JOLIET PCT 039	15	8
0201 JOLIET PCT 040	44	18
0202 JOLIET PCT 041	24	19
0203 JOLIET PCT 042	21	15
0204 JOLIET PCT 043	2	1
0205 JOLIET PCT 044	39	11
0206 JOLIET PCT 045	3	5
0207 JOLIET PCT 046	0	0
0208 JOLIET PCT 047	26	17
0209 JOLIET PCT 048	0	0
0210 JOLIET PCT 049	30	26
0211 JOLIET PCT 050	4	3
0212 JOLIET PCT 051	18	16
0213 JOLIET PCT 052	10	4
0214 JOLIET PCT 053	10	13
0215 JOLIET PCT 054	27	14
0216 JOLIET PCT 055	23	12

VOTES PERCENT

COUNTY SHERIFF

Vote for 1

01 = Paul J. Kaupas

02 = Steve Egan

26,603 62.81
 15,752 37.19

(CONTINUED FROM PREVIOUS PAGE)

	01	02
0217 JOLIET PCT 056	29	13
0218 JOLIET PCT 057	7	5
0219 JOLIET PCT 058	2	2
0220 JOLIET PCT 059	58	39
0221 JOLIET PCT 060	4	5
0222 JOLIET PCT 061	4	3
0223 JOLIET PCT 062	4	0
0224 JOLIET PCT 063	23	14
0225 JOLIET PCT 064	5	1
0226 LOCKPORT PCT 001	37	20
0227 LOCKPORT PCT 002	43	14
0228 LOCKPORT PCT 003	43	33
0229 LOCKPORT PCT 004	27	30
0230 LOCKPORT PCT 005	20	15
0231 LOCKPORT PCT 006	12	6
0232 LOCKPORT PCT 007	4	2
0233 LOCKPORT PCT 008	43	34
0234 LOCKPORT PCT 009	101	66
0235 LOCKPORT PCT 010	39	24
0236 LOCKPORT PCT 011	25	28
0237 LOCKPORT PCT 012	52	45
0238 LOCKPORT PCT 013	39	22
0239 LOCKPORT PCT 014	75	42
0240 LOCKPORT PCT 015	66	49
0241 LOCKPORT PCT 016	50	28
0242 LOCKPORT PCT 017	38	24
0243 LOCKPORT PCT 018	34	27
0244 LOCKPORT PCT 019	50	34
0245 LOCKPORT PCT 020	64	37
0246 LOCKPORT PCT 021	38	20
0247 LOCKPORT PCT 022	67	31
0248 LOCKPORT PCT 023	48	25
0249 LOCKPORT PCT 024	34	25
0250 LOCKPORT PCT 025	82	42
0251 LOCKPORT PCT 026	25	18
0252 LOCKPORT PCT 027	123	67
0253 LOCKPORT PCT 028	73	37
0254 LOCKPORT PCT 029	27	30
0255 LOCKPORT PCT 030	160	108
0256 LOCKPORT PCT 031	19	17
0257 LOCKPORT PCT 032	18	12
0258 LOCKPORT PCT 033	37	41
0259 LOCKPORT PCT 034	38	25
0260 LOCKPORT PCT 035	138	86
0261 LOCKPORT PCT 036	265	180
0262 LOCKPORT PCT 037	25	13
0263 MANHATTAN PCT 001	73	40
0264 MANHATTAN PCT 002	109	44
0265 MANHATTAN PCT 003	80	24
0266 MANHATTAN PCT 004	116	40
0267 MANHATTAN PCT 005	125	61
0268 MONEE PCT 001	50	38
0269 MONEE PCT 002	13	13
0270 MONEE PCT 003	52	29

VOTES PERCENT

COUNTY SHERIFF

Vote for 1

01 = Paul J. Kaupas

02 = Steve Egan

26,603 62.81
15,752 37.19

(CONTINUED FROM PREVIOUS PAGE)

	01	02
0271 MONEE PCT 004	24	16
0272 MONEE PCT 005	14	4
0273 MONEE PCT 006	6	4
0274 MONEE PCT 007	2	1
0275 MONEE PCT 008	2	0
0276 MONEE PCT 009	97	54
0277 MONEE PCT 010	82	33
0278 MONEE PCT 011	2	2
0279 MONEE PCT 012	45	18
0280 NEW LENOX PCT 001	36	16
0281 NEW LENOX PCT 002	88	49
0282 NEW LENOX PCT 003	120	38
0283 NEW LENOX PCT 004	133	40
0284 NEW LENOX PCT 005	117	51
0285 NEW LENOX PCT 006	92	31
0286 NEW LENOX PCT 007	128	43
0287 NEW LENOX PCT 008	60	40
0288 NEW LENOX PCT 009	82	45
0289 NEW LENOX PCT 010	110	45
0290 NEW LENOX PCT 011	114	47
0291 NEW LENOX PCT 012	170	76
0292 NEW LENOX PCT 013	110	58
0293 NEW LENOX PCT 014	66	25
0294 NEW LENOX PCT 015	63	29
0295 NEW LENOX PCT 016	52	30
0296 NEW LENOX PCT 017	44	27
0297 NEW LENOX PCT 018	73	24
0298 NEW LENOX PCT 019	63	36
0299 NEW LENOX PCT 020	91	55
0300 NEW LENOX PCT 021	61	26
0301 NEW LENOX PCT 022	140	41
0302 NEW LENOX PCT 023	65	40
0303 NEW LENOX PCT 024	138	59
0304 NEW LENOX PCT 025	94	25
0305 NEW LENOX PCT 026	65	31
0306 NEW LENOX PCT 027	56	30
0307 NEW LENOX PCT 028	88	43
0308 NEW LENOX PCT 029	63	24
0309 NEW LENOX PCT 030	62	34
0310 PEOTONE PCT 001	171	72
0311 PEOTONE PCT 002	159	79
0312 PEOTONE PCT 003	108	45
0313 PLAINFIELD PCT 001	104	40
0314 PLAINFIELD PCT 002	49	39
0315 PLAINFIELD PCT 003	76	20
0316 PLAINFIELD PCT 004	67	41
0317 PLAINFIELD PCT 005	50	43
0318 PLAINFIELD PCT 006	61	47
0319 PLAINFIELD PCT 007	77	34
0320 PLAINFIELD PCT 008	148	69
0321 PLAINFIELD PCT 009	73	58
0322 PLAINFIELD PCT 010	53	20
0323 PLAINFIELD PCT 011	71	38
0324 PLAINFIELD PCT 012	40	35

VOTES PERCENT

COUNTY SHERIFF

Vote for 1
01 = Paul J. Kaupas
02 = Steve Egan

26,603 62.81
15,752 37.19

(CONTINUED FROM PREVIOUS PAGE)

	01	02
0325 PLAINFIELD PCT 013	54	20
0326 PLAINFIELD PCT 014	76	57
0327 PLAINFIELD PCT 015	57	31
0328 PLAINFIELD PCT 016	83	43
0329 PLAINFIELD PCT 017	12	16
0330 PLAINFIELD PCT 018	26	28
0331 PLAINFIELD PCT 019	52	37
0332 PLAINFIELD PCT 020	45	14
0333 PLAINFIELD PCT 021	28	23
0334 PLAINFIELD PCT 022	93	38
0335 PLAINFIELD PCT 023	20	28
0336 PLAINFIELD PCT 024	34	28
0337 PLAINFIELD PCT 025	51	19
0338 PLAINFIELD PCT 026	62	43
0339 PLAINFIELD PCT 027	52	38
0340 PLAINFIELD PCT 028	66	51
0341 PLAINFIELD PCT 029	16	6
0342 PLAINFIELD PCT 030	17	8
0343 PLAINFIELD PCT 031	56	24
0344 PLAINFIELD PCT 032	55	42
0345 PLAINFIELD PCT 033	38	29
0346 PLAINFIELD PCT 034	16	16
0347 PLAINFIELD PCT 035	107	69
0348 PLAINFIELD PCT 036	36	29
0349 PLAINFIELD PCT 037	42	20
0350 PLAINFIELD PCT 038	91	42
0351 PLAINFIELD PCT 039	75	27
0352 PLAINFIELD PCT 040	61	35
0353 PLAINFIELD PCT 041	53	27
0354 PLAINFIELD PCT 042	23	10
0355 PLAINFIELD PCT 043	36	24
0356 PLAINFIELD PCT 044	41	16
0357 PLAINFIELD PCT 045	57	44
0358 PLAINFIELD PCT 046	39	24
0359 REED PCT 001	60	42
0360 REED PCT 002	36	23
0361 REED PCT 003	22	17
0362 REED PCT 004	40	27
0363 REED PCT 005	60	50
0364 TROY PCT 001	78	72
0365 TROY PCT 002	63	45
0366 TROY PCT 003	57	52
0367 TROY PCT 004	71	45
0368 TROY PCT 005	43	30
0369 TROY PCT 006	29	36
0370 TROY PCT 007	47	41
0371 TROY PCT 008	80	101
0372 TROY PCT 009	69	47
0373 TROY PCT 010	61	59
0374 TROY PCT 011	169	117
0375 TROY PCT 012	57	40
0376 TROY PCT 013	55	19
0377 TROY PCT 014	42	26
0378 TROY PCT 015	48	34

VOTES PERCENT

COUNTY SHERIFF

Vote for 1

01 = Paul J. Kaupas

02 = Steve Egan

26,603 62.81
 15,752 37.19

(CONTINUED FROM PREVIOUS PAGE)

	01	02
0379 TROY PCT 016	110	76
0380 TROY PCT 017	40	45
0381 TROY PCT 018	98	67
0382 TROY PCT 019	92	48
0383 TROY PCT 020	73	62
0384 TROY PCT 021	61	42
0385 TROY PCT 022	70	38
0386 TROY PCT 023	21	17
0387 TROY PCT 024	71	46
0388 TROY PCT 025	61	35
0389 TROY PCT 026	22	36
0390 TROY PCT 027	37	32
0391 TROY PCT 028	107	84
0392 TROY PCT 029	19	15
0393 TROY PCT 030	55	40
0394 WASHINGTON PCT 001	89	36
0395 WASHINGTON PCT 002	67	29
0396 WASHINGTON PCT 003	108	57
0397 WASHINGTON PCT 004	97	67
0398 WESLEY PCT 001	61	62
0399 WESLEY PCT 002	38	29
0400 WHEATLAND PCT 001	75	60
0401 WHEATLAND PCT 002	75	53
0402 WHEATLAND PCT 003	37	43
0403 WHEATLAND PCT 004	102	64
0404 WHEATLAND PCT 005	72	55
0405 WHEATLAND PCT 006	56	54
0406 WHEATLAND PCT 007	82	33
0407 WHEATLAND PCT 008	48	38
0408 WHEATLAND PCT 009	74	35
0409 WHEATLAND PCT 010	75	71
0410 WHEATLAND PCT 011	71	47
0411 WHEATLAND PCT 012	50	51
0412 WHEATLAND PCT 013	53	40
0413 WHEATLAND PCT 014	66	45
0414 WHEATLAND PCT 015	35	22
0415 WHEATLAND PCT 016	37	64
0416 WHEATLAND PCT 017	84	43
0417 WHEATLAND PCT 018	109	78
0418 WHEATLAND PCT 019	61	33
0419 WHEATLAND PCT 020	44	33
0420 WHEATLAND PCT 021	78	61
0421 WHEATLAND PCT 022	19	18
0422 WHEATLAND PCT 023	61	37
0423 WHEATLAND PCT 024	73	30
0424 WHEATLAND PCT 025	60	49
0425 WHEATLAND PCT 026	53	57
0426 WHEATLAND PCT 027	49	29
0427 WHEATLAND PCT 028	57	32
0428 WHEATLAND PCT 029	41	29
0429 WHEATLAND PCT 030	40	30
0430 WHEATLAND PCT 031	46	41
0431 WHEATLAND PCT 032	31	37
0432 WHEATLAND PCT 033	33	32

COUNTY SHERIFF

VOTES PERCENT

Vote for 1

- 01 = Paul J. Kaupas
- 02 = Steve Egan

26,603 62.81
 15,752 37.19

(CONTINUED FROM PREVIOUS PAGE)

 01 02

0433 WHEATLAND PCT 034	132	57
0434 WHEATLAND PCT 035	95	58
0435 WHEATLAND PCT 036	55	27
0436 WHEATLAND PCT 037	37	33
0437 WHEATLAND PCT 038	67	48
0438 WHEATLAND PCT 039	55	58
0439 WHEATLAND PCT 040	45	35
0440 WILL PCT 001	214	78
0441 WILMINGTON PCT 001	23	13
0442 WILMINGTON PCT 002	35	26
0443 WILMINGTON PCT 003	63	64
0444 WILMINGTON PCT 004	33	30
0445 WILMINGTON PCT 005	55	48
0446 WILTON PCT 001	89	44



Nancy Schultz Voots

W I L L C O U N T Y C L E R K



Republican Party

**EDUCATION
SERVICE
REGION
SUMMARY**

**(WILL, DuPAGE, GRUNDY/KENDALL &
IROQUOIS/KANKAKEE COUNTIES)**

VOTES PERCENT

REGIONAL SUPERINTENDENT OF SCHOOLS (WILL COUNTY)

Vote for 1

01 = Ron Pemble

34,132 100.00

 01

0001 CHANNAHON PCT 001	59
0002 CHANNAHON PCT 002	61
0003 CHANNAHON PCT 003	71
0004 CHANNAHON PCT 004	119
0005 CHANNAHON PCT 005	69
0006 CHANNAHON PCT 006	74
0007 CHANNAHON PCT 007	91
0008 CHANNAHON PCT 008	107
0009 CHANNAHON PCT 009	60
0010 CRETE PCT 001	105
0011 CRETE PCT 002	73
0012 CRETE PCT 003	52
0013 CRETE PCT 004	52
0014 CRETE PCT 005	24
0015 CRETE PCT 006	66
0016 CRETE PCT 007	115
0017 CRETE PCT 008	124
0018 CRETE PCT 009	85
0019 CRETE PCT 010	110
0020 CRETE PCT 011	164
0021 CRETE PCT 012	38
0022 CRETE PCT 013	154
0023 CRETE PCT 014	76
0024 CRETE PCT 015	48
0025 CRETE PCT 016	100
0026 CRETE PCT 017	35
0027 CUSTER PCT 001	135
0028 DU PAGE PCT 001	85
0029 DU PAGE PCT 002	54
0030 DU PAGE PCT 003	70
0031 DU PAGE PCT 004	55
0032 DU PAGE PCT 005	49
0033 DU PAGE PCT 006	55
0034 DU PAGE PCT 007	70
0035 DU PAGE PCT 008	71
0036 DU PAGE PCT 009	28
0037 DU PAGE PCT 010	62
0038 DU PAGE PCT 011	77
0039 DU PAGE PCT 012	59
0040 DU PAGE PCT 013	76
0041 DU PAGE PCT 014	94
0042 DU PAGE PCT 015	42
0043 DU PAGE PCT 016	59
0044 DU PAGE PCT 017	86
0045 DU PAGE PCT 018	93
0046 DU PAGE PCT 019	64
0047 DU PAGE PCT 020	102
0048 DU PAGE PCT 021	112
0049 DU PAGE PCT 022	65
0050 DU PAGE PCT 023	58
0051 DU PAGE PCT 024	49
0052 DU PAGE PCT 025	52
0053 DU PAGE PCT 026	48
0054 DU PAGE PCT 027	63
0055 DU PAGE PCT 028	66

Total Republican Ballots Cast for
 Regional Superintendent of Schools
 (Will County)
 41,518

VOTES PERCENT

REGIONAL SUPERINTENDENT OF SCHOOLS (WILL COUNTY)

Vote for 1
01 = Ron Pemble 34,132 100.00

(CONTINUED FROM PREVIOUS PAGE) 01

0056 DU PAGE PCT 029	34
0059 DU PAGE PCT 032	0
0062 DU PAGE PCT 035	85
0064 DU PAGE PCT 037	70
0065 DU PAGE PCT 038	25
0066 DU PAGE PCT 039	35
0067 DU PAGE PCT 040	71
0068 DU PAGE PCT 041	81
0069 DU PAGE PCT 042	65
0070 DU PAGE PCT 043	29
0071 DU PAGE PCT 044	225
0072 DU PAGE PCT 045	78
0073 DU PAGE PCT 046	41
0075 DU PAGE PCT 048	52
0076 DU PAGE PCT 049	66
0077 DU PAGE PCT 050	11
0078 DU PAGE PCT 051	65
0080 DU PAGE PCT 053	65
0081 DU PAGE PCT 054	26
0082 DU PAGE PCT 055	48
0083 DU PAGE PCT 056	67
0084 FLORENCE PCT 001	52
0085 FRANKFORT PCT 001	116
0086 FRANKFORT PCT 002	193
0087 FRANKFORT PCT 003	184
0088 FRANKFORT PCT 004	91
0089 FRANKFORT PCT 005	105
0090 FRANKFORT PCT 006	111
0091 FRANKFORT PCT 007	93
0092 FRANKFORT PCT 008	118
0093 FRANKFORT PCT 009	102
0094 FRANKFORT PCT 010	159
0095 FRANKFORT PCT 011	60
0096 FRANKFORT PCT 012	189
0097 FRANKFORT PCT 013	122
0098 FRANKFORT PCT 014	153
0099 FRANKFORT PCT 015	102
0100 FRANKFORT PCT 016	120
0101 FRANKFORT PCT 017	83
0102 FRANKFORT PCT 018	137
0103 FRANKFORT PCT 019	116
0104 FRANKFORT PCT 020	38
0105 FRANKFORT PCT 021	80
0106 FRANKFORT PCT 022	179
0107 FRANKFORT PCT 023	103
0108 FRANKFORT PCT 024	118
0109 FRANKFORT PCT 025	160
0110 FRANKFORT PCT 026	165
0111 FRANKFORT PCT 027	197
0112 FRANKFORT PCT 028	162
0113 FRANKFORT PCT 029	133
0114 FRANKFORT PCT 030	93
0115 FRANKFORT PCT 031	96
0116 FRANKFORT PCT 032	167
0117 FRANKFORT PCT 033	115

VOTES PERCENT

REGIONAL SUPERINTENDENT OF SCHOOLS (WILL COUNTY)

Vote for 1

01 = Ron Pemble

34,132 100.00

(CONTINUED FROM PREVIOUS PAGE)

01

0118 FRANKFORT PCT 034	122
0119 FRANKFORT PCT 035	185
0120 FRANKFORT PCT 036	64
0121 FRANKFORT PCT 037	125
0122 FRANKFORT PCT 038	120
0123 FRANKFORT PCT 039	118
0124 FRANKFORT PCT 040	77
0125 FRANKFORT PCT 041	124
0126 FRANKFORT PCT 042	164
0127 GREEN GARDEN PCT 001	141
0128 GREEN GARDEN PCT 002	123
0129 GREEN GARDEN PCT 003	129
0130 HOMER PCT 001	77
0131 HOMER PCT 002	96
0132 HOMER PCT 003	117
0133 HOMER PCT 004	86
0134 HOMER PCT 005	112
0135 HOMER PCT 006	110
0136 HOMER PCT 007	147
0137 HOMER PCT 008	105
0138 HOMER PCT 009	121
0139 HOMER PCT 010	185
0140 HOMER PCT 011	151
0141 HOMER PCT 012	165
0142 HOMER PCT 013	151
0143 HOMER PCT 014	91
0144 HOMER PCT 015	128
0145 HOMER PCT 016	70
0146 HOMER PCT 017	126
0147 HOMER PCT 018	138
0148 HOMER PCT 019	112
0149 HOMER PCT 020	96
0150 HOMER PCT 021	190
0151 HOMER PCT 022	84
0152 HOMER PCT 023	95
0153 HOMER PCT 024	95
0154 HOMER PCT 025	65
0155 HOMER PCT 026	85
0156 HOMER PCT 027	90
0157 HOMER PCT 028	71
0158 JACKSON PCT 001	41
0159 JACKSON PCT 002	74
0160 JACKSON PCT 003	139
0161 JACKSON PCT 004	40
0162 JOLIET PCT 001	68
0163 JOLIET PCT 002	53
0164 JOLIET PCT 003	34
0165 JOLIET PCT 004	38
0166 JOLIET PCT 005	41
0167 JOLIET PCT 006	27
0168 JOLIET PCT 007	44
0169 JOLIET PCT 008	32
0170 JOLIET PCT 009	44
0171 JOLIET PCT 010	28
0172 JOLIET PCT 011	32

VOTES PERCENT

REGIONAL SUPERINTENDENT OF SCHOOLS (WILL COUNTY)

Vote for 1

01 = Ron Pemble

34,132 100.00

(CONTINUED FROM PREVIOUS PAGE)

	01
0173 JOLIET PCT 012	107
0174 JOLIET PCT 013	91
0175 JOLIET PCT 014	67
0176 JOLIET PCT 015	32
0177 JOLIET PCT 016	24
0178 JOLIET PCT 017	61
0179 JOLIET PCT 018	9
0180 JOLIET PCT 019	37
0181 JOLIET PCT 020	54
0182 JOLIET PCT 021	6
0183 JOLIET PCT 022	80
0184 JOLIET PCT 023	54
0185 JOLIET PCT 024	0
0186 JOLIET PCT 025	20
0187 JOLIET PCT 026	66
0188 JOLIET PCT 027	37
0189 JOLIET PCT 028	31
0190 JOLIET PCT 029	83
0191 JOLIET PCT 030	21
0192 JOLIET PCT 031	82
0193 JOLIET PCT 032	62
0194 JOLIET PCT 033	51
0195 JOLIET PCT 034	29
0196 JOLIET PCT 035	22
0197 JOLIET PCT 036	26
0198 JOLIET PCT 037	16
0199 JOLIET PCT 038	1
0200 JOLIET PCT 039	19
0201 JOLIET PCT 040	55
0202 JOLIET PCT 041	41
0203 JOLIET PCT 042	32
0204 JOLIET PCT 043	2
0205 JOLIET PCT 044	46
0206 JOLIET PCT 045	7
0207 JOLIET PCT 046	0
0208 JOLIET PCT 047	36
0209 JOLIET PCT 048	0
0210 JOLIET PCT 049	45
0211 JOLIET PCT 050	5
0212 JOLIET PCT 051	32
0213 JOLIET PCT 052	14
0214 JOLIET PCT 053	22
0215 JOLIET PCT 054	36
0216 JOLIET PCT 055	29
0217 JOLIET PCT 056	39
0218 JOLIET PCT 057	13
0219 JOLIET PCT 058	3
0220 JOLIET PCT 059	86
0221 JOLIET PCT 060	8
0222 JOLIET PCT 061	6
0223 JOLIET PCT 062	4
0224 JOLIET PCT 063	33
0225 JOLIET PCT 064	4
0226 LOCKPORT PCT 001	47
0227 LOCKPORT PCT 002	45

VOTES PERCENT

REGIONAL SUPERINTENDENT OF SCHOOLS (WILL COUNTY)

Vote for 1

01 = Ron Pemble

34,132 100.00

(CONTINUED FROM PREVIOUS PAGE)

01

0228 LOCKPORT PCT 003	68
0229 LOCKPORT PCT 004	48
0230 LOCKPORT PCT 005	28
0231 LOCKPORT PCT 006	16
0232 LOCKPORT PCT 007	5
0233 LOCKPORT PCT 008	61
0234 LOCKPORT PCT 009	151
0235 LOCKPORT PCT 010	51
0236 LOCKPORT PCT 011	47
0237 LOCKPORT PCT 012	84
0238 LOCKPORT PCT 013	54
0239 LOCKPORT PCT 014	99
0240 LOCKPORT PCT 015	95
0241 LOCKPORT PCT 016	68
0242 LOCKPORT PCT 017	51
0243 LOCKPORT PCT 018	55
0244 LOCKPORT PCT 019	71
0245 LOCKPORT PCT 020	92
0246 LOCKPORT PCT 021	51
0247 LOCKPORT PCT 022	87
0248 LOCKPORT PCT 023	71
0249 LOCKPORT PCT 024	58
0250 LOCKPORT PCT 025	101
0251 LOCKPORT PCT 026	38
0252 LOCKPORT PCT 027	172
0253 LOCKPORT PCT 028	96
0254 LOCKPORT PCT 029	53
0255 LOCKPORT PCT 030	246
0256 LOCKPORT PCT 031	36
0257 LOCKPORT PCT 032	29
0258 LOCKPORT PCT 033	64
0259 LOCKPORT PCT 034	49
0260 LOCKPORT PCT 035	200
0261 LOCKPORT PCT 036	405
0262 LOCKPORT PCT 037	31
0263 MANHATTAN PCT 001	96
0264 MANHATTAN PCT 002	128
0265 MANHATTAN PCT 003	95
0266 MANHATTAN PCT 004	124
0267 MANHATTAN PCT 005	155
0268 MONEE PCT 001	81
0269 MONEE PCT 002	26
0270 MONEE PCT 003	71
0271 MONEE PCT 004	40
0272 MONEE PCT 005	17
0273 MONEE PCT 006	9
0274 MONEE PCT 007	3
0275 MONEE PCT 008	2
0276 MONEE PCT 009	135
0277 MONEE PCT 010	107
0278 MONEE PCT 011	4
0279 MONEE PCT 012	59
0280 NEW LENOX PCT 001	42
0281 NEW LENOX PCT 002	117
0282 NEW LENOX PCT 003	132

VOTES PERCENT

REGIONAL SUPERINTENDENT OF SCHOOLS (WILL COUNTY)

Vote for 1

01 = Ron Pemble

34,132 100.00

(CONTINUED FROM PREVIOUS PAGE)

01

0283 NEW LENOX PCT 004	152
0284 NEW LENOX PCT 005	140
0285 NEW LENOX PCT 006	104
0286 NEW LENOX PCT 007	155
0287 NEW LENOX PCT 008	84
0288 NEW LENOX PCT 009	112
0289 NEW LENOX PCT 010	142
0290 NEW LENOX PCT 011	136
0291 NEW LENOX PCT 012	220
0292 NEW LENOX PCT 013	144
0293 NEW LENOX PCT 014	81
0294 NEW LENOX PCT 015	78
0295 NEW LENOX PCT 016	75
0296 NEW LENOX PCT 017	53
0297 NEW LENOX PCT 018	85
0298 NEW LENOX PCT 019	92
0299 NEW LENOX PCT 020	136
0300 NEW LENOX PCT 021	69
0301 NEW LENOX PCT 022	148
0302 NEW LENOX PCT 023	86
0303 NEW LENOX PCT 024	174
0304 NEW LENOX PCT 025	101
0305 NEW LENOX PCT 026	69
0306 NEW LENOX PCT 027	72
0307 NEW LENOX PCT 028	109
0308 NEW LENOX PCT 029	74
0309 NEW LENOX PCT 030	78
0310 PEOTONE PCT 001	202
0311 PEOTONE PCT 002	211
0312 PEOTONE PCT 003	111
0313 PLAINFIELD PCT 001	130
0314 PLAINFIELD PCT 002	77
0315 PLAINFIELD PCT 003	85
0316 PLAINFIELD PCT 004	101
0317 PLAINFIELD PCT 005	88
0318 PLAINFIELD PCT 006	92
0319 PLAINFIELD PCT 007	94
0320 PLAINFIELD PCT 008	197
0321 PLAINFIELD PCT 009	117
0322 PLAINFIELD PCT 010	67
0323 PLAINFIELD PCT 011	98
0324 PLAINFIELD PCT 012	64
0325 PLAINFIELD PCT 013	66
0326 PLAINFIELD PCT 014	123
0327 PLAINFIELD PCT 015	87
0328 PLAINFIELD PCT 016	112
0329 PLAINFIELD PCT 017	25
0330 PLAINFIELD PCT 018	50
0331 PLAINFIELD PCT 019	75
0332 PLAINFIELD PCT 020	50
0333 PLAINFIELD PCT 021	45
0334 PLAINFIELD PCT 022	114
0335 PLAINFIELD PCT 023	45
0336 PLAINFIELD PCT 024	57
0337 PLAINFIELD PCT 025	67

VOTES PERCENT

REGIONAL SUPERINTENDENT OF SCHOOLS (WILL COUNTY)

Vote for 1

01 = Ron Pemble

34,132 100.00

(CONTINUED FROM PREVIOUS PAGE)

01

0338 PLAINFIELD PCT 026	91
0339 PLAINFIELD PCT 027	79
0340 PLAINFIELD PCT 028	108
0341 PLAINFIELD PCT 029	22
0342 PLAINFIELD PCT 030	26
0343 PLAINFIELD PCT 031	69
0344 PLAINFIELD PCT 032	84
0345 PLAINFIELD PCT 033	58
0346 PLAINFIELD PCT 034	33
0347 PLAINFIELD PCT 035	161
0348 PLAINFIELD PCT 036	60
0349 PLAINFIELD PCT 037	59
0350 PLAINFIELD PCT 038	115
0351 PLAINFIELD PCT 039	93
0352 PLAINFIELD PCT 040	83
0353 PLAINFIELD PCT 041	73
0354 PLAINFIELD PCT 042	30
0355 PLAINFIELD PCT 043	56
0356 PLAINFIELD PCT 044	55
0357 PLAINFIELD PCT 045	92
0358 PLAINFIELD PCT 046	57
0359 REED PCT 001	93
0360 REED PCT 002	57
0361 REED PCT 003	36
0362 REED PCT 004	59
0363 REED PCT 005	103
0364 TROY PCT 001	135
0365 TROY PCT 002	94
0366 TROY PCT 003	94
0367 TROY PCT 004	101
0368 TROY PCT 005	60
0369 TROY PCT 006	61
0370 TROY PCT 007	78
0371 TROY PCT 008	157
0372 TROY PCT 009	106
0373 TROY PCT 010	107
0374 TROY PCT 011	248
0375 TROY PCT 012	89
0376 TROY PCT 013	65
0377 TROY PCT 014	59
0378 TROY PCT 015	75
0379 TROY PCT 016	162
0380 TROY PCT 017	79
0381 TROY PCT 018	146
0382 TROY PCT 019	133
0383 TROY PCT 020	117
0384 TROY PCT 021	91
0385 TROY PCT 022	88
0386 TROY PCT 023	34
0387 TROY PCT 024	90
0388 TROY PCT 025	82
0389 TROY PCT 026	55
0390 TROY PCT 027	64
0391 TROY PCT 028	176
0392 TROY PCT 029	32

	VOTES	PERCENT
REGIONAL SUPERINTENDENT OF SCHOOLS (WILL COUNTY)		
Vote for 1		
01 = Ron Pemble	34,132	100.00

(CONTINUED FROM PREVIOUS PAGE) 01

0393 TROY PCT 030	87
0394 WASHINGTON PCT 001	114
0395 WASHINGTON PCT 002	84
0396 WASHINGTON PCT 003	145
0397 WASHINGTON PCT 004	154
0398 WESLEY PCT 001	107
0399 WESLEY PCT 002	59
0400 WHEATLAND PCT 001	15
0407 WHEATLAND PCT 008	38
0416 WHEATLAND PCT 017	109
0417 WHEATLAND PCT 018	159
0418 WHEATLAND PCT 019	3
0423 WHEATLAND PCT 024	90
0424 WHEATLAND PCT 025	84
0427 WHEATLAND PCT 028	84
0430 WHEATLAND PCT 031	5
0433 WHEATLAND PCT 034	189
0434 WHEATLAND PCT 035	141
0435 WHEATLAND PCT 036	76
0436 WHEATLAND PCT 037	12
0438 WHEATLAND PCT 039	101
0440 WILL PCT 001	239
0441 WILMINGTON PCT 001	34
0442 WILMINGTON PCT 002	54
0443 WILMINGTON PCT 003	111
0444 WILMINGTON PCT 004	59
0445 WILMINGTON PCT 005	89
0446 WILTON PCT 001	121

KANKAKEE COUNTY

Statement of Votes Cast
2010 general primary

Date: 02/17/10
Time: 11:48:53
Page: 18 of 44

SOVC For EDUCATIONAL SERVICE REGION (WILL), All Counters, No

	REP ESR (WILL)			
	Reg Voters	Times Counted	Total Votes	RON PEMBLE
Jurisdiction Wide				
ESSEX	627	23	23	23 100.00%
Total	627	23	23	23 100.00%

NUMBERED KEY CANVASS
RUN DATE:02/16/10 04:20 PM

GENERAL PRIMARY ELECTION
FEBRUARY 2, 2010
KENDALL COUNTY, ILLINOIS
REPUBLICAN

RESULTS w/PROV & ABS 2.16.10
REPORT-EL52 PAGE 0032

WITH 4 OF 4 PRECINCTS REPORTING

REGL SUPT OF SCHOOLS (WILL COUNTY)

VOTES PERCENT

VOTES PERCENT

VOTE FOR 1

01 = RON PEMBLE

02 = OVER VOTES

239 100.00

0

03 = UNDER VOTES

58

01 02 03

0601 NA AU SAY 1

18 0 4

0602 NA AU SAY 2

79 0 29

0603 NA AU SAY 3

59 0 13

0604 NA AU SAY 4

83 0 12

REGIONAL SUPERINTENDENT OF SCHOOLS (DU PAGE COUNTY)
 Vote for 1
 01 = Darlene J. Ruscitti 3,540 100.00

 01

 0057 DU PAGE PCT 030 125
 0058 DU PAGE PCT 031 156
 0059 DU PAGE PCT 032 113
 0060 DU PAGE PCT 033 70
 0061 DU PAGE PCT 034 83
 0063 DU PAGE PCT 036 103
 0074 DU PAGE PCT 047 76
 0079 DU PAGE PCT 052 88
 0080 DU PAGE PCT 053 2
 0400 WHEATLAND PCT 001 99
 0401 WHEATLAND PCT 002 124
 0402 WHEATLAND PCT 003 75
 0403 WHEATLAND PCT 004 148
 0404 WHEATLAND PCT 005 119
 0405 WHEATLAND PCT 006 103
 0406 WHEATLAND PCT 007 103
 0407 WHEATLAND PCT 008 43
 0408 WHEATLAND PCT 009 98
 0409 WHEATLAND PCT 010 149
 0410 WHEATLAND PCT 011 106
 0411 WHEATLAND PCT 012 98
 0412 WHEATLAND PCT 013 92
 0413 WHEATLAND PCT 014 97
 0414 WHEATLAND PCT 015 53
 0415 WHEATLAND PCT 016 95
 0418 WHEATLAND PCT 019 80
 0419 WHEATLAND PCT 020 75
 0420 WHEATLAND PCT 021 135
 0421 WHEATLAND PCT 022 37
 0422 WHEATLAND PCT 023 91
 0424 WHEATLAND PCT 025 21
 0425 WHEATLAND PCT 026 102
 0426 WHEATLAND PCT 027 70
 0428 WHEATLAND PCT 029 67
 0429 WHEATLAND PCT 030 64
 0430 WHEATLAND PCT 031 71
 0431 WHEATLAND PCT 032 54
 0432 WHEATLAND PCT 033 58
 0436 WHEATLAND PCT 037 10
 0437 WHEATLAND PCT 038 110
 0439 WHEATLAND PCT 040 77

Total Republican Ballots Cast for
 Regional Superintendent of Schools
 (Du Page County)
 4,313

REGIONAL SUPERINTENDENT OF SCHOOLS
(GRUNDY AND KENDALL COUNTIES)

VOTES PERCENT

Vote for 1

01 = Paul R. Nordstrom

63 100.00

01

0417 WHEATLAND PCT 018

11

0431 WHEATLAND PCT 032

9

0436 WHEATLAND PCT 037

43

0445 WILMINGTON PCT 005

0

Total Republican Ballots Cast for
Regional Superintendent of Schools
(Grundy & Kendall Counties)

77

**For City of Aurora details
refer to that section of this book.**

REGIONAL SUPERINTENDENT OF SCHOOLS
(IROQUOIS AND KANKAKEE COUNTIES)

VOTES PERCENT

Vote for 1
01 = Kay M. Pangle

1 100.00

01

0398 WESLEY PCT 001

1

Total Republican Ballots Cast for
Regional Superintendent of Schools
(Iroquois & Kankakee Counties)

1



Nancy Schultz Voots

W I L L C O U N T Y C L E R K



Republican Party

COUNTY BOARD SUMMARY

**(DISTRICTS 3, 5 & 9 – Full Terms)
(DISTRICT 8 – 1 Unexpired Term)**

COUNTY BOARD MEMBER DISTRICT 3

VOTES PERCENT

VOTES PERCENT

Vote for 3

01 = Ann Dralle 2,267 22.84
 02 = Suzanne Hart 2,494 25.13
 03 = Laurie McPhillips 2,424 24.42

04 = Sally H. Mueller 1,050 10.58
 05 = Michael F. Wisniewski 1,690 17.03

	01	02	03	04	05
0028 DU PAGE PCT 001	61	48	58	17	43
0029 DU PAGE PCT 002	41	32	39	15	29
0030 DU PAGE PCT 003	55	51	52	13	26
0031 DU PAGE PCT 004	48	35	35	10	30
0032 DU PAGE PCT 005	39	36	40	11	19
0033 DU PAGE PCT 006	38	33	43	12	26
0034 DU PAGE PCT 007	56	42	49	26	39
0035 DU PAGE PCT 008	41	49	46	22	42
0036 DU PAGE PCT 009	16	17	18	14	10
0037 DU PAGE PCT 010	39	39	40	22	31
0042 DU PAGE PCT 015	27	27	27	8	18
0048 DU PAGE PCT 021	107	86	88	18	42
0049 DU PAGE PCT 022	53	40	43	16	32
0051 DU PAGE PCT 024	36	34	37	17	34
0054 DU PAGE PCT 027	54	45	46	11	29
0065 DU PAGE PCT 038	15	18	19	7	12
0070 DU PAGE PCT 043	19	23	20	10	14
0071 DU PAGE PCT 044	153	146	139	80	137
0073 DU PAGE PCT 046	26	25	29	12	21
0075 DU PAGE PCT 048	29	38	31	16	31
0077 DU PAGE PCT 050	7	8	6	6	4
0081 DU PAGE PCT 054	20	22	21	7	7
0400 WHEATLAND PCT 001	61	84	74	41	73
0404 WHEATLAND PCT 005	70	95	87	41	50
0407 WHEATLAND PCT 008	46	56	55	33	39
0408 WHEATLAND PCT 009	74	82	85	24	38
0409 WHEATLAND PCT 010	81	118	101	56	68
0410 WHEATLAND PCT 011	65	80	74	48	59
0411 WHEATLAND PCT 012	79	88	84	27	30
0412 WHEATLAND PCT 013	49	68	63	28	46
0413 WHEATLAND PCT 014	58	73	66	33	52
0414 WHEATLAND PCT 015	25	37	33	16	33
0416 WHEATLAND PCT 017	79	81	82	31	60
0419 WHEATLAND PCT 020	69	73	66	13	32
0420 WHEATLAND PCT 021	84	107	88	47	59
0422 WHEATLAND PCT 023	48	68	58	46	49
0425 WHEATLAND PCT 026	55	83	73	29	47
0430 WHEATLAND PCT 031	41	59	45	26	47
0431 WHEATLAND PCT 032	31	46	38	14	35
0432 WHEATLAND PCT 033	39	44	35	16	28
0433 WHEATLAND PCT 034	131	131	167	46	73
0437 WHEATLAND PCT 038	59	78	74	36	57
0439 WHEATLAND PCT 040	43	49	50	29	39

Total Republican Ballots Cast for
 County Board Member
 District 3
 4,147

**For City of Aurora details
 refer to that section of this book.**

ABSTRACT OF VOTES

WILL COUNTY, ILLINOIS
 GENERAL PRIMARY ELECTION
 FEBRUARY 2, 2010
 REPUBLICAN

OFFICIAL RESULTS

REPORT-EL52

PAGE 0143

COUNTY BOARD MEMBER DISTRICT 5

VOTES PERCENT

VOTES PERCENT

Vote for 3

01 = Brian J. Smith
 02 = Lee Ann Goodson

3,833 33.41
 4,062 35.41

03 = John F. Argoude1is

3,576 31.17

	01	02	03
0313 PLAINFIELD PCT 001	92	102	93
0314 PLAINFIELD PCT 002	60	63	59
0315 PLAINFIELD PCT 003	66	73	72
0318 PLAINFIELD PCT 006	72	81	73
0319 PLAINFIELD PCT 007	65	76	66
0320 PLAINFIELD PCT 008	146	152	132
0321 PLAINFIELD PCT 009	87	91	85
0322 PLAINFIELD PCT 010	52	61	58
0323 PLAINFIELD PCT 011	76	75	80
0325 PLAINFIELD PCT 013	53	56	51
0326 PLAINFIELD PCT 014	84	91	71
0327 PLAINFIELD PCT 015	62	71	54
0328 PLAINFIELD PCT 016	88	95	87
0329 PLAINFIELD PCT 017	19	23	16
0330 PLAINFIELD PCT 018	40	39	34
0331 PLAINFIELD PCT 019	53	62	63
0332 PLAINFIELD PCT 020	40	43	34
0333 PLAINFIELD PCT 021	31	34	35
0334 PLAINFIELD PCT 022	90	88	82
0335 PLAINFIELD PCT 023	31	34	25
0336 PLAINFIELD PCT 024	46	44	37
0337 PLAINFIELD PCT 025	50	52	48
0339 PLAINFIELD PCT 027	61	61	48
0340 PLAINFIELD PCT 028	76	81	67
0341 PLAINFIELD PCT 029	13	16	14
0342 PLAINFIELD PCT 030	20	20	17
0343 PLAINFIELD PCT 031	49	53	46
0344 PLAINFIELD PCT 032	68	64	58
0345 PLAINFIELD PCT 033	37	45	37
0346 PLAINFIELD PCT 034	20	22	16
0347 PLAINFIELD PCT 035	113	118	92
0348 PLAINFIELD PCT 036	47	47	36
0350 PLAINFIELD PCT 038	83	88	84
0351 PLAINFIELD PCT 039	71	72	76
0352 PLAINFIELD PCT 040	64	63	60
0353 PLAINFIELD PCT 041	56	53	44
0354 PLAINFIELD PCT 042	23	24	18
0355 PLAINFIELD PCT 043	42	45	41
0356 PLAINFIELD PCT 044	40	46	40
0357 PLAINFIELD PCT 045	58	70	45
0358 PLAINFIELD PCT 046	39	39	44
0366 TROY PCT 003	61	84	68
0367 TROY PCT 004	77	88	77
0369 TROY PCT 006	44	44	41
0371 TROY PCT 008	113	127	117
0375 TROY PCT 012	62	66	60
0376 TROY PCT 013	53	51	45
0379 TROY PCT 016	120	126	121
0383 TROY PCT 020	86	93	73
0384 TROY PCT 021	65	74	60
0387 TROY PCT 024	81	85	77
0390 TROY PCT 027	39	53	39
0417 WHEATLAND PCT 018	130	128	112
0423 WHEATLAND PCT 024	71	71	64

Total Republican Ballots Cast for
 County Board Member
 District 5
 6,078

COUNTY BOARD MEMBER DISTRICT 5

Vote for 3

01 = Brian J. Smith

02 = Lee Ann Goodson

VOTES PERCENT

3,833 33.41

4,062 35.41

03 = John F. Argoudelis

VOTES PERCENT

3,576 31.17

(CONTINUED FROM PREVIOUS PAGE)

01 02 03

0424 WHEATLAND PCT 025	82	78	63
0427 WHEATLAND PCT 028	64	70	65
0434 WHEATLAND PCT 035	112	104	94
0435 WHEATLAND PCT 036	62	55	47
0436 WHEATLAND PCT 037	50	53	48
0438 WHEATLAND PCT 039	78	79	67

VOTES PERCENT

COUNTY BOARD MEMBER DISTRICT 8 (UNEXPIRED)

Vote for 1

01 = NO CANDIDATE FILED

0

01

0161 JACKSON PCT 004	0
0167 JOLIET PCT 006	0
0171 JOLIET PCT 010	0
0177 JOLIET PCT 016	0
0179 JOLIET PCT 018	0
0182 JOLIET PCT 021	0
0185 JOLIET PCT 024	0
0186 JOLIET PCT 025	0
0191 JOLIET PCT 030	0
0193 JOLIET PCT 032	0
0196 JOLIET PCT 035	0
0197 JOLIET PCT 036	0
0198 JOLIET PCT 037	0
0199 JOLIET PCT 038	0
0200 JOLIET PCT 039	0
0201 JOLIET PCT 040	0
0202 JOLIET PCT 041	0
0203 JOLIET PCT 042	0
0204 JOLIET PCT 043	0
0205 JOLIET PCT 044	0
0206 JOLIET PCT 045	0
0207 JOLIET PCT 046	0
0208 JOLIET PCT 047	0
0209 JOLIET PCT 048	0
0211 JOLIET PCT 050	0
0213 JOLIET PCT 052	0
0214 JOLIET PCT 053	0
0215 JOLIET PCT 054	0
0216 JOLIET PCT 055	0
0217 JOLIET PCT 056	0
0218 JOLIET PCT 057	0
0221 JOLIET PCT 060	0
0223 JOLIET PCT 062	0
0224 JOLIET PCT 063	0
0230 LOCKPORT PCT 005	0
0231 LOCKPORT PCT 006	0
0232 LOCKPORT PCT 007	0
0244 LOCKPORT PCT 019	0
0365 TROY PCT 002	0
0386 TROY PCT 023	0
0392 TROY PCT 029	0

Total Republican Ballots Cast for
County Board Member
District 8 (Unexpired Term)
1,228



	VOTES	PERCENT		VOTES	PERCENT
COUNTY BOARD MEMBER DISTRICT 9					
Vote for 3					
01 = Robert "Bob" Baldwin	1,868	31.63			
02 = Peter R. DeLaney	2,025	34.29	03 = Christine Boban Merriman	2,013	34.08

	01	02	03
0162 JOLIET PCT 001	36	44	40
0163 JOLIET PCT 002	40	39	38
0164 JOLIET PCT 003	17	25	21
0165 JOLIET PCT 004	18	23	22
0166 JOLIET PCT 005	29	25	30
0168 JOLIET PCT 007	32	34	26
0169 JOLIET PCT 008	20	24	18
0170 JOLIET PCT 009	31	31	36
0172 JOLIET PCT 011	23	26	24
0173 JOLIET PCT 012	71	76	72
0174 JOLIET PCT 013	54	60	66
0175 JOLIET PCT 014	42	53	52
0176 JOLIET PCT 015	18	25	21
0178 JOLIET PCT 017	40	42	48
0180 JOLIET PCT 019	23	25	26
0181 JOLIET PCT 020	33	33	50
0183 JOLIET PCT 022	58	60	65
0184 JOLIET PCT 023	37	48	42
0187 JOLIET PCT 026	46	48	54
0188 JOLIET PCT 027	22	22	28
0189 JOLIET PCT 028	23	21	24
0190 JOLIET PCT 029	51	53	66
0192 JOLIET PCT 031	45	55	52
0194 JOLIET PCT 033	27	32	36
0195 JOLIET PCT 034	22	21	23
0210 JOLIET PCT 049	30	32	37
0212 JOLIET PCT 051	21	22	24
0219 JOLIET PCT 058	1	2	2
0220 JOLIET PCT 059	60	51	60
0222 JOLIET PCT 061	5	2	3
0225 JOLIET PCT 064	4	1	3
0233 LOCKPORT PCT 008	36	43	37
0235 LOCKPORT PCT 010	32	38	37
0236 LOCKPORT PCT 011	35	29	31
0237 LOCKPORT PCT 012	51	70	50
0245 LOCKPORT PCT 020	58	64	61
0250 LOCKPORT PCT 025	74	80	78
0261 LOCKPORT PCT 036	304	305	302
0316 PLAINFIELD PCT 004	57	73	61
0317 PLAINFIELD PCT 005	58	65	53
0324 PLAINFIELD PCT 012	32	47	34
0338 PLAINFIELD PCT 026	59	61	61
0349 PLAINFIELD PCT 037	38	43	35
0370 TROY PCT 007	55	52	64

Total Republican Ballots Cast for
 County Board Member
 District 9
 3,430



Nancy Schultz Voots

W I L L C O U N T Y C L E R K



Republican Party

JUDICIAL SUMMARY

CIRCUIT COURT – 12TH JUDICIAL CIRCUIT

(WILL COUNTY – WHITE VACANCY)

(1ST SUBCIRCUIT – PETKA VACANCY)

(3rd, 4th & 5th SUBCIRCUITS – ADDITIONAL JUDGESHIP A)

(5TH SUBCIRCUIT – ADDITIONAL JUDGESHIP B)

VOTES PERCENT

12TH JUDICIAL CIRCUIT (WHITE VACANCY)

Vote for 1

01 = Michael J. Powers

37,746 100.00

	-----	01

0001 CHANNAHON PCT 001		60
0002 CHANNAHON PCT 002		62
0003 CHANNAHON PCT 003		65
0004 CHANNAHON PCT 004		114
0005 CHANNAHON PCT 005		70
0006 CHANNAHON PCT 006		75
0007 CHANNAHON PCT 007		89
0008 CHANNAHON PCT 008		104
0009 CHANNAHON PCT 009		63
0010 CRETE PCT 001		102
0011 CRETE PCT 002		73
0012 CRETE PCT 003		51
0013 CRETE PCT 004		51
0014 CRETE PCT 005		22
0015 CRETE PCT 006		64
0016 CRETE PCT 007		101
0017 CRETE PCT 008		126
0018 CRETE PCT 009		84
0019 CRETE PCT 010		114
0020 CRETE PCT 011		167
0021 CRETE PCT 012		40
0022 CRETE PCT 013		144
0023 CRETE PCT 014		73
0024 CRETE PCT 015		46
0025 CRETE PCT 016		97
0026 CRETE PCT 017		34
0027 CUSTER PCT 001		136
0028 DU PAGE PCT 001		88
0029 DU PAGE PCT 002		52
0030 DU PAGE PCT 003		67
0031 DU PAGE PCT 004		57
0032 DU PAGE PCT 005		48
0033 DU PAGE PCT 006		54
0034 DU PAGE PCT 007		70
0035 DU PAGE PCT 008		73
0036 DU PAGE PCT 009		28
0037 DU PAGE PCT 010		58
0038 DU PAGE PCT 011		78
0039 DU PAGE PCT 012		62
0040 DU PAGE PCT 013		76
0041 DU PAGE PCT 014		91
0042 DU PAGE PCT 015		42
0043 DU PAGE PCT 016		61
0044 DU PAGE PCT 017		83
0045 DU PAGE PCT 018		94
0046 DU PAGE PCT 019		65
0047 DU PAGE PCT 020		107
0048 DU PAGE PCT 021		117
0049 DU PAGE PCT 022		68
0050 DU PAGE PCT 023		60
0051 DU PAGE PCT 024		56
0052 DU PAGE PCT 025		53
0053 DU PAGE PCT 026		48
0054 DU PAGE PCT 027		65
0055 DU PAGE PCT 028		69

**For City of Aurora details
 refer to that section of this book.**

VOTES PERCENT

12TH JUDICIAL CIRCUIT (WHITE VACANCY)

Vote for 1

01 = Michael J. Powers

37,746 100.00

(CONTINUED FROM PREVIOUS PAGE)

01

0056 DU PAGE PCT 029	37
0057 DU PAGE PCT 030	126
0058 DU PAGE PCT 031	151
0059 DU PAGE PCT 032	104
0060 DU PAGE PCT 033	70
0061 DU PAGE PCT 034	84
0062 DU PAGE PCT 035	89
0063 DU PAGE PCT 036	105
0064 DU PAGE PCT 037	74
0065 DU PAGE PCT 038	26
0066 DU PAGE PCT 039	38
0067 DU PAGE PCT 040	72
0068 DU PAGE PCT 041	74
0069 DU PAGE PCT 042	67
0070 DU PAGE PCT 043	30
0071 DU PAGE PCT 044	224
0072 DU PAGE PCT 045	79
0073 DU PAGE PCT 046	42
0074 DU PAGE PCT 047	75
0075 DU PAGE PCT 048	51
0076 DU PAGE PCT 049	68
0077 DU PAGE PCT 050	11
0078 DU PAGE PCT 051	65
0079 DU PAGE PCT 052	80
0080 DU PAGE PCT 053	71
0081 DU PAGE PCT 054	24
0082 DU PAGE PCT 055	46
0083 DU PAGE PCT 056	63
0084 FLORENCE PCT 001	45
0085 FRANKFORT PCT 001	115
0086 FRANKFORT PCT 002	198
0087 FRANKFORT PCT 003	187
0088 FRANKFORT PCT 004	89
0089 FRANKFORT PCT 005	106
0090 FRANKFORT PCT 006	116
0091 FRANKFORT PCT 007	96
0092 FRANKFORT PCT 008	117
0093 FRANKFORT PCT 009	100
0094 FRANKFORT PCT 010	151
0095 FRANKFORT PCT 011	57
0096 FRANKFORT PCT 012	192
0097 FRANKFORT PCT 013	118
0098 FRANKFORT PCT 014	148
0099 FRANKFORT PCT 015	99
0100 FRANKFORT PCT 016	115
0101 FRANKFORT PCT 017	83
0102 FRANKFORT PCT 018	139
0103 FRANKFORT PCT 019	117
0104 FRANKFORT PCT 020	34
0105 FRANKFORT PCT 021	74
0106 FRANKFORT PCT 022	182
0107 FRANKFORT PCT 023	104
0108 FRANKFORT PCT 024	118
0109 FRANKFORT PCT 025	151
0110 FRANKFORT PCT 026	167

VOTES PERCENT

12TH JUDICIAL CIRCUIT (WHITE VACANCY)

Vote for 1

01 = Michael J. Powers

37,746 100.00

(CONTINUED FROM PREVIOUS PAGE)

01

0111 FRANKFORT PCT 027	195
0112 FRANKFORT PCT 028	163
0113 FRANKFORT PCT 029	122
0114 FRANKFORT PCT 030	88
0115 FRANKFORT PCT 031	95
0116 FRANKFORT PCT 032	164
0117 FRANKFORT PCT 033	112
0118 FRANKFORT PCT 034	123
0119 FRANKFORT PCT 035	181
0120 FRANKFORT PCT 036	62
0121 FRANKFORT PCT 037	123
0122 FRANKFORT PCT 038	116
0123 FRANKFORT PCT 039	115
0124 FRANKFORT PCT 040	73
0125 FRANKFORT PCT 041	123
0126 FRANKFORT PCT 042	163
0127 GREEN GARDEN PCT 001	142
0128 GREEN GARDEN PCT 002	126
0129 GREEN GARDEN PCT 003	126
0130 HOMER PCT 001	79
0131 HOMER PCT 002	95
0132 HOMER PCT 003	117
0133 HOMER PCT 004	90
0134 HOMER PCT 005	110
0135 HOMER PCT 006	109
0136 HOMER PCT 007	143
0137 HOMER PCT 008	105
0138 HOMER PCT 009	122
0139 HOMER PCT 010	186
0140 HOMER PCT 011	152
0141 HOMER PCT 012	157
0142 HOMER PCT 013	149
0143 HOMER PCT 014	81
0144 HOMER PCT 015	126
0145 HOMER PCT 016	72
0146 HOMER PCT 017	122
0147 HOMER PCT 018	133
0148 HOMER PCT 019	111
0149 HOMER PCT 020	95
0150 HOMER PCT 021	195
0151 HOMER PCT 022	84
0152 HOMER PCT 023	91
0153 HOMER PCT 024	93
0154 HOMER PCT 025	67
0155 HOMER PCT 026	80
0156 HOMER PCT 027	91
0157 HOMER PCT 028	71
0158 JACKSON PCT 001	45
0159 JACKSON PCT 002	76
0160 JACKSON PCT 003	137
0161 JACKSON PCT 004	43
0162 JOLIET PCT 001	66
0163 JOLIET PCT 002	53
0164 JOLIET PCT 003	35
0165 JOLIET PCT 004	39

VOTES PERCENT

12TH JUDICIAL CIRCUIT (WHITE VACANCY)

Vote for 1

01 = Michael J. Powers

37,746 100.00

(CONTINUED FROM PREVIOUS PAGE)

01

0166 JOLIET PCT 005	41
0167 JOLIET PCT 006	27
0168 JOLIET PCT 007	50
0169 JOLIET PCT 008	32
0170 JOLIET PCT 009	44
0171 JOLIET PCT 010	33
0172 JOLIET PCT 011	31
0173 JOLIET PCT 012	105
0174 JOLIET PCT 013	86
0175 JOLIET PCT 014	64
0176 JOLIET PCT 015	31
0177 JOLIET PCT 016	24
0178 JOLIET PCT 017	66
0179 JOLIET PCT 018	9
0180 JOLIET PCT 019	34
0181 JOLIET PCT 020	58
0182 JOLIET PCT 021	5
0183 JOLIET PCT 022	78
0184 JOLIET PCT 023	61
0185 JOLIET PCT 024	0
0186 JOLIET PCT 025	18
0187 JOLIET PCT 026	67
0188 JOLIET PCT 027	44
0189 JOLIET PCT 028	32
0190 JOLIET PCT 029	86
0191 JOLIET PCT 030	21
0192 JOLIET PCT 031	85
0193 JOLIET PCT 032	58
0194 JOLIET PCT 033	53
0195 JOLIET PCT 034	31
0196 JOLIET PCT 035	21
0197 JOLIET PCT 036	26
0198 JOLIET PCT 037	17
0199 JOLIET PCT 038	1
0200 JOLIET PCT 039	20
0201 JOLIET PCT 040	56
0202 JOLIET PCT 041	42
0203 JOLIET PCT 042	32
0204 JOLIET PCT 043	3
0205 JOLIET PCT 044	44
0206 JOLIET PCT 045	6
0207 JOLIET PCT 046	0
0208 JOLIET PCT 047	34
0209 JOLIET PCT 048	0
0210 JOLIET PCT 049	50
0211 JOLIET PCT 050	5
0212 JOLIET PCT 051	32
0213 JOLIET PCT 052	14
0214 JOLIET PCT 053	23
0215 JOLIET PCT 054	37
0216 JOLIET PCT 055	29
0217 JOLIET PCT 056	39
0218 JOLIET PCT 057	12
0219 JOLIET PCT 058	3
0220 JOLIET PCT 059	86

VOTES PERCENT

12TH JUDICIAL CIRCUIT (WHITE VACANCY)

Vote for 1

01 = Michael J. Powers

37,746 100.00

(CONTINUED FROM PREVIOUS PAGE)

01

0221 JOLIET PCT 060	8
0222 JOLIET PCT 061	5
0223 JOLIET PCT 062	4
0224 JOLIET PCT 063	32
0225 JOLIET PCT 064	4
0226 LOCKPORT PCT 001	47
0227 LOCKPORT PCT 002	47
0228 LOCKPORT PCT 003	70
0229 LOCKPORT PCT 004	51
0230 LOCKPORT PCT 005	27
0231 LOCKPORT PCT 006	15
0232 LOCKPORT PCT 007	6
0233 LOCKPORT PCT 008	59
0234 LOCKPORT PCT 009	151
0235 LOCKPORT PCT 010	52
0236 LOCKPORT PCT 011	48
0237 LOCKPORT PCT 012	84
0238 LOCKPORT PCT 013	58
0239 LOCKPORT PCT 014	102
0240 LOCKPORT PCT 015	99
0241 LOCKPORT PCT 016	70
0242 LOCKPORT PCT 017	49
0243 LOCKPORT PCT 018	56
0244 LOCKPORT PCT 019	76
0245 LOCKPORT PCT 020	89
0246 LOCKPORT PCT 021	54
0247 LOCKPORT PCT 022	83
0248 LOCKPORT PCT 023	66
0249 LOCKPORT PCT 024	59
0250 LOCKPORT PCT 025	106
0251 LOCKPORT PCT 026	39
0252 LOCKPORT PCT 027	163
0253 LOCKPORT PCT 028	95
0254 LOCKPORT PCT 029	53
0255 LOCKPORT PCT 030	256
0256 LOCKPORT PCT 031	36
0257 LOCKPORT PCT 032	30
0258 LOCKPORT PCT 033	73
0259 LOCKPORT PCT 034	47
0260 LOCKPORT PCT 035	204
0261 LOCKPORT PCT 036	413
0262 LOCKPORT PCT 037	32
0263 MANHATTAN PCT 001	99
0264 MANHATTAN PCT 002	138
0265 MANHATTAN PCT 003	96
0266 MANHATTAN PCT 004	128
0267 MANHATTAN PCT 005	163
0268 MONEE PCT 001	85
0269 MONEE PCT 002	25
0270 MONEE PCT 003	67
0271 MONEE PCT 004	36
0272 MONEE PCT 005	15
0273 MONEE PCT 006	7
0274 MONEE PCT 007	3
0275 MONEE PCT 008	2

VOTES PERCENT

12TH JUDICIAL CIRCUIT (WHITE VACANCY)

Vote for 1

01 = Michael J. Powers

37,746 100.00

(CONTINUED FROM PREVIOUS PAGE)

01

0276 MONEE PCT 009	128
0277 MONEE PCT 010	98
0278 MONEE PCT 011	3
0279 MONEE PCT 012	60
0280 NEW LENOX PCT 001	46
0281 NEW LENOX PCT 002	123
0282 NEW LENOX PCT 003	130
0283 NEW LENOX PCT 004	158
0284 NEW LENOX PCT 005	143
0285 NEW LENOX PCT 006	101
0286 NEW LENOX PCT 007	153
0287 NEW LENOX PCT 008	84
0288 NEW LENOX PCT 009	117
0289 NEW LENOX PCT 010	141
0290 NEW LENOX PCT 011	139
0291 NEW LENOX PCT 012	214
0292 NEW LENOX PCT 013	144
0293 NEW LENOX PCT 014	85
0294 NEW LENOX PCT 015	79
0295 NEW LENOX PCT 016	70
0296 NEW LENOX PCT 017	58
0297 NEW LENOX PCT 018	85
0298 NEW LENOX PCT 019	90
0299 NEW LENOX PCT 020	143
0300 NEW LENOX PCT 021	66
0301 NEW LENOX PCT 022	156
0302 NEW LENOX PCT 023	90
0303 NEW LENOX PCT 024	171
0304 NEW LENOX PCT 025	102
0305 NEW LENOX PCT 026	74
0306 NEW LENOX PCT 027	76
0307 NEW LENOX PCT 028	105
0308 NEW LENOX PCT 029	73
0309 NEW LENOX PCT 030	79
0310 PEOTONE PCT 001	198
0311 PEOTONE PCT 002	211
0312 PEOTONE PCT 003	119
0313 PLAINFIELD PCT 001	129
0314 PLAINFIELD PCT 002	77
0315 PLAINFIELD PCT 003	91
0316 PLAINFIELD PCT 004	96
0317 PLAINFIELD PCT 005	88
0318 PLAINFIELD PCT 006	91
0319 PLAINFIELD PCT 007	102
0320 PLAINFIELD PCT 008	202
0321 PLAINFIELD PCT 009	115
0322 PLAINFIELD PCT 010	67
0323 PLAINFIELD PCT 011	93
0324 PLAINFIELD PCT 012	61
0325 PLAINFIELD PCT 013	65
0326 PLAINFIELD PCT 014	116
0327 PLAINFIELD PCT 015	85
0328 PLAINFIELD PCT 016	108
0329 PLAINFIELD PCT 017	27
0330 PLAINFIELD PCT 018	52

VOTES PERCENT

12TH JUDICIAL CIRCUIT (WHITE VACANCY)

Vote for 1

01 = Michael J. Powers

37,746 100.00

(CONTINUED FROM PREVIOUS PAGE)

01

0331 PLAINFIELD PCT 019	77
0332 PLAINFIELD PCT 020	51
0333 PLAINFIELD PCT 021	47
0334 PLAINFIELD PCT 022	118
0335 PLAINFIELD PCT 023	42
0336 PLAINFIELD PCT 024	58
0337 PLAINFIELD PCT 025	66
0338 PLAINFIELD PCT 026	98
0339 PLAINFIELD PCT 027	80
0340 PLAINFIELD PCT 028	104
0341 PLAINFIELD PCT 029	21
0342 PLAINFIELD PCT 030	24
0343 PLAINFIELD PCT 031	73
0344 PLAINFIELD PCT 032	88
0345 PLAINFIELD PCT 033	61
0346 PLAINFIELD PCT 034	31
0347 PLAINFIELD PCT 035	155
0348 PLAINFIELD PCT 036	54
0349 PLAINFIELD PCT 037	58
0350 PLAINFIELD PCT 038	122
0351 PLAINFIELD PCT 039	97
0352 PLAINFIELD PCT 040	88
0353 PLAINFIELD PCT 041	73
0354 PLAINFIELD PCT 042	31
0355 PLAINFIELD PCT 043	55
0356 PLAINFIELD PCT 044	53
0357 PLAINFIELD PCT 045	93
0358 PLAINFIELD PCT 046	48
0359 REED PCT 001	88
0360 REED PCT 002	55
0361 REED PCT 003	32
0362 REED PCT 004	58
0363 REED PCT 005	103
0364 TROY PCT 001	129
0365 TROY PCT 002	99
0366 TROY PCT 003	95
0367 TROY PCT 004	104
0368 TROY PCT 005	62
0369 TROY PCT 006	54
0370 TROY PCT 007	78
0371 TROY PCT 008	159
0372 TROY PCT 009	107
0373 TROY PCT 010	106
0374 TROY PCT 011	253
0375 TROY PCT 012	81
0376 TROY PCT 013	69
0377 TROY PCT 014	60
0378 TROY PCT 015	75
0379 TROY PCT 016	171
0380 TROY PCT 017	78
0381 TROY PCT 018	147
0382 TROY PCT 019	121
0383 TROY PCT 020	121
0384 TROY PCT 021	88
0385 TROY PCT 022	89

VOTES PERCENT

12TH JUDICIAL CIRCUIT (WHITE VACANCY)

Vote for 1

01 = Michael J. Powers

37,746 100.00

(CONTINUED FROM PREVIOUS PAGE)

	01
0386 TROY PCT 023	33
0387 TROY PCT 024	101
0388 TROY PCT 025	82
0389 TROY PCT 026	54
0390 TROY PCT 027	63
0391 TROY PCT 028	180
0392 TROY PCT 029	32
0393 TROY PCT 030	86
0394 WASHINGTON PCT 001	103
0395 WASHINGTON PCT 002	76
0396 WASHINGTON PCT 003	141
0397 WASHINGTON PCT 004	151
0398 WESLEY PCT 001	107
0399 WESLEY PCT 002	60
0400 WHEATLAND PCT 001	123
0401 WHEATLAND PCT 002	125
0402 WHEATLAND PCT 003	76
0403 WHEATLAND PCT 004	151
0404 WHEATLAND PCT 005	125
0405 WHEATLAND PCT 006	103
0406 WHEATLAND PCT 007	106
0407 WHEATLAND PCT 008	78
0408 WHEATLAND PCT 009	109
0409 WHEATLAND PCT 010	147
0410 WHEATLAND PCT 011	114
0411 WHEATLAND PCT 012	103
0412 WHEATLAND PCT 013	95
0413 WHEATLAND PCT 014	98
0414 WHEATLAND PCT 015	53
0415 WHEATLAND PCT 016	98
0416 WHEATLAND PCT 017	117
0417 WHEATLAND PCT 018	172
0418 WHEATLAND PCT 019	86
0419 WHEATLAND PCT 020	72
0420 WHEATLAND PCT 021	144
0421 WHEATLAND PCT 022	36
0422 WHEATLAND PCT 023	89
0423 WHEATLAND PCT 024	91
0424 WHEATLAND PCT 025	104
0425 WHEATLAND PCT 026	109
0426 WHEATLAND PCT 027	68
0427 WHEATLAND PCT 028	88
0428 WHEATLAND PCT 029	69
0429 WHEATLAND PCT 030	64
0430 WHEATLAND PCT 031	88
0431 WHEATLAND PCT 032	63
0432 WHEATLAND PCT 033	57
0433 WHEATLAND PCT 034	188
0434 WHEATLAND PCT 035	142
0435 WHEATLAND PCT 036	73
0436 WHEATLAND PCT 037	65
0437 WHEATLAND PCT 038	109
0438 WHEATLAND PCT 039	96
0439 WHEATLAND PCT 040	70
0440 WILL PCT 001	230

12TH JUDICIAL CIRCUIT (WHITE VACANCY)

VOTES PERCENT

Vote for 1

01 = Michael J. Powers

37,746 100.00

(CONTINUED FROM PREVIOUS PAGE)

01

0441 WILMINGTON PCT 001	34
0442 WILMINGTON PCT 002	55
0443 WILMINGTON PCT 003	110
0444 WILMINGTON PCT 004	57
0445 WILMINGTON PCT 005	89
0446 WILTON PCT 001	112

	VOTES	PERCENT		VOTES	PERCENT
12TH JUDICIAL SUBCIRCUIT 1 (PETKA VACANCY)					
Vote for 1					
01 = Phillip Spiwak	1,151	13.58			
02 = Robert P. Livas	3,867	45.62	03 = Katherine L. Maloney	3,459	40.80

	01	02	03
0057 DU PAGE PCT 030	15	59	53
0058 DU PAGE PCT 031	21	81	48
0059 DU PAGE PCT 032	23	29	54
0061 DU PAGE PCT 034	15	30	35
0063 DU PAGE PCT 036	16	35	53
0074 DU PAGE PCT 047	8	26	43
0313 PLAINFIELD PCT 001	14	81	47
0314 PLAINFIELD PCT 002	10	56	24
0315 PLAINFIELD PCT 003	13	55	34
0316 PLAINFIELD PCT 004	16	43	36
0317 PLAINFIELD PCT 005	13	46	32
0318 PLAINFIELD PCT 006	16	51	38
0319 PLAINFIELD PCT 007	11	54	44
0320 PLAINFIELD PCT 008	25	106	82
0321 PLAINFIELD PCT 009	10	54	60
0322 PLAINFIELD PCT 010	6	45	28
0323 PLAINFIELD PCT 011	12	54	36
0325 PLAINFIELD PCT 013	7	46	24
0326 PLAINFIELD PCT 014	18	66	50
0327 PLAINFIELD PCT 015	20	24	41
0328 PLAINFIELD PCT 016	14	62	44
0329 PLAINFIELD PCT 017	3	4	20
0330 PLAINFIELD PCT 018	9	17	26
0331 PLAINFIELD PCT 019	11	49	29
0332 PLAINFIELD PCT 020	8	28	21
0333 PLAINFIELD PCT 021	6	23	21
0334 PLAINFIELD PCT 022	10	72	43
0335 PLAINFIELD PCT 023	4	17	25
0336 PLAINFIELD PCT 024	8	20	30
0337 PLAINFIELD PCT 025	13	29	25
0339 PLAINFIELD PCT 027	13	37	37
0340 PLAINFIELD PCT 028	19	46	48
0341 PLAINFIELD PCT 029	1	12	10
0342 PLAINFIELD PCT 030	5	8	10
0343 PLAINFIELD PCT 031	12	22	42
0344 PLAINFIELD PCT 032	10	51	34
0345 PLAINFIELD PCT 033	3	37	27
0346 PLAINFIELD PCT 034	6	10	16
0347 PLAINFIELD PCT 035	34	87	46
0348 PLAINFIELD PCT 036	10	26	21
0349 PLAINFIELD PCT 037	11	22	24
0350 PLAINFIELD PCT 038	13	78	44
0351 PLAINFIELD PCT 039	8	55	36
0352 PLAINFIELD PCT 040	13	52	29
0353 PLAINFIELD PCT 041	12	30	34
0354 PLAINFIELD PCT 042	7	16	11
0355 PLAINFIELD PCT 043	18	17	23
0356 PLAINFIELD PCT 044	8	21	24
0357 PLAINFIELD PCT 045	11	38	46
0358 PLAINFIELD PCT 046	5	25	24
0400 WHEATLAND PCT 001	21	54	54
0401 WHEATLAND PCT 002	9	43	73
0402 WHEATLAND PCT 003	12	17	44
0403 WHEATLAND PCT 004	24	66	66

Total Republican Ballots Cast for
Twelfth Judicial Circuit First Subcircuit
(Petka Vacancy)
9,559

**For City of Aurora details
refer to that section of this book.**

		VOTES	PERCENT			VOTES	PERCENT
12TH JUDICIAL SUBCIRCUIT 1 (PETKA VACANCY)							
Vote for 1							
01 = Phillip Spiwak		1,151	13.58				
02 = Robert P. Livas		3,867	45.62	03 = Katherine L. Maloney		3,459	40.80

(CONTINUED FROM PREVIOUS PAGE) 01 02 03

0404 WHEATLAND PCT 005	12	54	59
0405 WHEATLAND PCT 006	20	39	49
0406 WHEATLAND PCT 007	8	69	38
0407 WHEATLAND PCT 008	9	35	36
0408 WHEATLAND PCT 009	15	54	42
0409 WHEATLAND PCT 010	17	70	57
0410 WHEATLAND PCT 011	23	42	52
0411 WHEATLAND PCT 012	10	54	39
0412 WHEATLAND PCT 013	17	30	43
0413 WHEATLAND PCT 014	16	57	33
0414 WHEATLAND PCT 015	10	26	23
0415 WHEATLAND PCT 016	15	44	46
0416 WHEATLAND PCT 017	16	63	46
0417 WHEATLAND PCT 018	27	82	72
0418 WHEATLAND PCT 019	12	41	34
0419 WHEATLAND PCT 020	8	44	29
0420 WHEATLAND PCT 021	11	60	66
0421 WHEATLAND PCT 022	10	9	18
0422 WHEATLAND PCT 023	10	45	35
0423 WHEATLAND PCT 024	19	52	36
0424 WHEATLAND PCT 025	14	41	53
0425 WHEATLAND PCT 026	16	38	55
0426 WHEATLAND PCT 027	9	27	37
0427 WHEATLAND PCT 028	14	48	28
0428 WHEATLAND PCT 029	6	24	41
0429 WHEATLAND PCT 030	11	23	35
0430 WHEATLAND PCT 031	8	35	46
0431 WHEATLAND PCT 032	10	26	26
0432 WHEATLAND PCT 033	10	12	36
0433 WHEATLAND PCT 034	27	101	61
0434 WHEATLAND PCT 035	19	99	37
0435 WHEATLAND PCT 036	11	48	24
0436 WHEATLAND PCT 037	9	24	36
0437 WHEATLAND PCT 038	11	47	48
0438 WHEATLAND PCT 039	18	51	38
0439 WHEATLAND PCT 040	13	21	36

VOTES PERCENT

12TH JUDICIAL SUBCIRCUIT 3 (A)

Vote for 1
01 = Ray Nash

6,730 100.00

	-----	01

0001 CHANNAHON PCT 001		61
0002 CHANNAHON PCT 002		67
0003 CHANNAHON PCT 003		68
0004 CHANNAHON PCT 004		123
0005 CHANNAHON PCT 005		72
0006 CHANNAHON PCT 006		82
0007 CHANNAHON PCT 007		90
0008 CHANNAHON PCT 008		111
0009 CHANNAHON PCT 009		67
0010 CRETE PCT 001		101
0011 CRETE PCT 002		76
0012 CRETE PCT 003		51
0013 CRETE PCT 004		51
0014 CRETE PCT 005		21
0015 CRETE PCT 006		64
0016 CRETE PCT 007		102
0017 CRETE PCT 008		127
0018 CRETE PCT 009		84
0019 CRETE PCT 010		115
0020 CRETE PCT 011		170
0021 CRETE PCT 012		40
0022 CRETE PCT 013		144
0023 CRETE PCT 014		72
0024 CRETE PCT 015		46
0025 CRETE PCT 016		102
0026 CRETE PCT 017		33
0027 CUSTER PCT 001		133
0084 FLORENCE PCT 001		46
0127 GREEN GARDEN PCT 001		146
0128 GREEN GARDEN PCT 002		124
0129 GREEN GARDEN PCT 003		126
0158 JACKSON PCT 001		47
0159 JACKSON PCT 002		78
0160 JACKSON PCT 003		142
0161 JACKSON PCT 004		43
0169 JOLIET PCT 008		0
0171 JOLIET PCT 010		0
0198 JOLIET PCT 037		4
0199 JOLIET PCT 038		0
0200 JOLIET PCT 039		21
0201 JOLIET PCT 040		56
0202 JOLIET PCT 041		42
0203 JOLIET PCT 042		31
0204 JOLIET PCT 043		3
0208 JOLIET PCT 047		35
0209 JOLIET PCT 048		0
0211 JOLIET PCT 050		5
0213 JOLIET PCT 052		14
0215 JOLIET PCT 054		36
0216 JOLIET PCT 055		28
0221 JOLIET PCT 060		2
0224 JOLIET PCT 063		29
0263 MANHATTAN PCT 001		100
0264 MANHATTAN PCT 002		138
0265 MANHATTAN PCT 003		97

Total Republican Ballots Cast for
Twelfth Judicial Circuit Third Subcircuit
Additional Judgeship A
8,126

12TH JUDICIAL SUBCIRCUIT 3 (A)

VOTES PERCENT

Vote for 1
 01 = Ray Nash

6,730 100.00

(CONTINUED FROM PREVIOUS PAGE) 01

0266 MANHATTAN PCT 004	129
0267 MANHATTAN PCT 005	168
0268 MONEE PCT 001	85
0269 MONEE PCT 002	25
0270 MONEE PCT 003	68
0271 MONEE PCT 004	36
0272 MONEE PCT 005	15
0273 MONEE PCT 006	7
0274 MONEE PCT 007	3
0275 MONEE PCT 008	2
0276 MONEE PCT 009	132
0277 MONEE PCT 010	99
0278 MONEE PCT 011	1
0279 MONEE PCT 012	62
0310 PEOTONE PCT 001	204
0311 PEOTONE PCT 002	217
0312 PEOTONE PCT 003	119
0359 REED PCT 001	89
0360 REED PCT 002	56
0361 REED PCT 003	33
0362 REED PCT 004	59
0363 REED PCT 005	103
0394 WASHINGTON PCT 001	102
0395 WASHINGTON PCT 002	78
0396 WASHINGTON PCT 003	145
0397 WASHINGTON PCT 004	155
0398 WESLEY PCT 001	109
0399 WESLEY PCT 002	63
0440 WILL PCT 001	232
0441 WILMINGTON PCT 001	35
0442 WILMINGTON PCT 002	57
0443 WILMINGTON PCT 003	114
0444 WILMINGTON PCT 004	60
0445 WILMINGTON PCT 005	88
0446 WILTON PCT 001	114

VOTES PERCENT

12TH JUDICIAL SUBCIRCUIT 4 (A)

Vote for 1

01 = Wayne M. Kwiat, Sr.

6,234 100.00

01

0028 DU PAGE PCT 001	86
0029 DU PAGE PCT 002	51
0030 DU PAGE PCT 003	66
0031 DU PAGE PCT 004	57
0032 DU PAGE PCT 005	47
0033 DU PAGE PCT 006	55
0034 DU PAGE PCT 007	69
0035 DU PAGE PCT 008	68
0036 DU PAGE PCT 009	27
0037 DU PAGE PCT 010	55
0038 DU PAGE PCT 011	76
0039 DU PAGE PCT 012	61
0040 DU PAGE PCT 013	76
0041 DU PAGE PCT 014	90
0042 DU PAGE PCT 015	42
0043 DU PAGE PCT 016	59
0044 DU PAGE PCT 017	81
0045 DU PAGE PCT 018	95
0046 DU PAGE PCT 019	64
0047 DU PAGE PCT 020	102
0048 DU PAGE PCT 021	116
0049 DU PAGE PCT 022	68
0050 DU PAGE PCT 023	59
0051 DU PAGE PCT 024	55
0052 DU PAGE PCT 025	54
0053 DU PAGE PCT 026	46
0054 DU PAGE PCT 027	65
0055 DU PAGE PCT 028	69
0056 DU PAGE PCT 029	35
0060 DU PAGE PCT 033	67
0062 DU PAGE PCT 035	84
0064 DU PAGE PCT 037	70
0065 DU PAGE PCT 038	26
0066 DU PAGE PCT 039	38
0067 DU PAGE PCT 040	72
0068 DU PAGE PCT 041	75
0069 DU PAGE PCT 042	66
0070 DU PAGE PCT 043	30
0071 DU PAGE PCT 044	215
0072 DU PAGE PCT 045	77
0073 DU PAGE PCT 046	42
0075 DU PAGE PCT 048	49
0076 DU PAGE PCT 049	67
0077 DU PAGE PCT 050	10
0078 DU PAGE PCT 051	66
0079 DU PAGE PCT 052	79
0080 DU PAGE PCT 053	68
0081 DU PAGE PCT 054	26
0082 DU PAGE PCT 055	48
0083 DU PAGE PCT 056	67
0226 LOCKPORT PCT 001	46
0227 LOCKPORT PCT 002	47
0228 LOCKPORT PCT 003	69
0229 LOCKPORT PCT 004	50
0230 LOCKPORT PCT 005	27

Total Republican Ballots Cast for
Twelfth Judicial Circuit Fourth Subcircuit
Additional Judgeship A
7,466

12TH JUDICIAL SUBCIRCUIT 4 (A)

Vote for 1

01 = Wayne M. Kwiat, Sr.

VOTES PERCENT

6,234 100.00

(CONTINUED FROM PREVIOUS PAGE)

01

0231 LOCKPORT PCT 006	13
0232 LOCKPORT PCT 007	5
0233 LOCKPORT PCT 008	58
0234 LOCKPORT PCT 009	144
0235 LOCKPORT PCT 010	49
0236 LOCKPORT PCT 011	46
0237 LOCKPORT PCT 012	78
0238 LOCKPORT PCT 013	57
0239 LOCKPORT PCT 014	100
0240 LOCKPORT PCT 015	98
0241 LOCKPORT PCT 016	69
0242 LOCKPORT PCT 017	47
0243 LOCKPORT PCT 018	54
0244 LOCKPORT PCT 019	74
0245 LOCKPORT PCT 020	87
0246 LOCKPORT PCT 021	51
0247 LOCKPORT PCT 022	78
0248 LOCKPORT PCT 023	65
0249 LOCKPORT PCT 024	58
0250 LOCKPORT PCT 025	102
0251 LOCKPORT PCT 026	37
0252 LOCKPORT PCT 027	159
0253 LOCKPORT PCT 028	96
0254 LOCKPORT PCT 029	53
0255 LOCKPORT PCT 030	252
0256 LOCKPORT PCT 031	36
0257 LOCKPORT PCT 032	30
0258 LOCKPORT PCT 033	70
0259 LOCKPORT PCT 034	46
0260 LOCKPORT PCT 035	201
0261 LOCKPORT PCT 036	414
0262 LOCKPORT PCT 037	32

VOTES PERCENT

12TH JUDICIAL SUBCIRCUIT 5 (A)

Vote for 1

01 = Barbara N. "Bobbi" Petrunaro

11,495 100.00

01

0085 FRANKFORT PCT 001	113
0086 FRANKFORT PCT 002	196
0087 FRANKFORT PCT 003	186
0088 FRANKFORT PCT 004	89
0089 FRANKFORT PCT 005	104
0090 FRANKFORT PCT 006	112
0091 FRANKFORT PCT 007	94
0092 FRANKFORT PCT 008	113
0093 FRANKFORT PCT 009	102
0094 FRANKFORT PCT 010	149
0095 FRANKFORT PCT 011	55
0096 FRANKFORT PCT 012	189
0097 FRANKFORT PCT 013	117
0098 FRANKFORT PCT 014	148
0099 FRANKFORT PCT 015	97
0100 FRANKFORT PCT 016	114
0101 FRANKFORT PCT 017	82
0102 FRANKFORT PCT 018	134
0103 FRANKFORT PCT 019	117
0104 FRANKFORT PCT 020	35
0105 FRANKFORT PCT 021	71
0106 FRANKFORT PCT 022	177
0107 FRANKFORT PCT 023	104
0108 FRANKFORT PCT 024	113
0109 FRANKFORT PCT 025	149
0110 FRANKFORT PCT 026	168
0111 FRANKFORT PCT 027	196
0112 FRANKFORT PCT 028	161
0113 FRANKFORT PCT 029	120
0114 FRANKFORT PCT 030	88
0115 FRANKFORT PCT 031	95
0116 FRANKFORT PCT 032	164
0117 FRANKFORT PCT 033	108
0118 FRANKFORT PCT 034	123
0119 FRANKFORT PCT 035	172
0120 FRANKFORT PCT 036	62
0121 FRANKFORT PCT 037	119
0122 FRANKFORT PCT 038	116
0123 FRANKFORT PCT 039	113
0124 FRANKFORT PCT 040	74
0125 FRANKFORT PCT 041	125
0126 FRANKFORT PCT 042	163
0130 HOMER PCT 001	77
0131 HOMER PCT 002	95
0132 HOMER PCT 003	111
0133 HOMER PCT 004	90
0134 HOMER PCT 005	105
0135 HOMER PCT 006	108
0136 HOMER PCT 007	144
0137 HOMER PCT 008	104
0138 HOMER PCT 009	121
0139 HOMER PCT 010	180
0140 HOMER PCT 011	152
0141 HOMER PCT 012	159
0142 HOMER PCT 013	148

Total Republican Ballots Cast for
Twelfth Judicial Circuit Fifth Subcircuit
Additional Judgeship A
14,413

VOTES PERCENT

12TH JUDICIAL SUBCIRCUIT 5 (A)

Vote for 1

01 = Barbara N. "Bobbi" Petrungaro

11,495 100.00

(CONTINUED FROM PREVIOUS PAGE)

01

0143 HOMER PCT 014	80
0144 HOMER PCT 015	120
0145 HOMER PCT 016	71
0146 HOMER PCT 017	121
0147 HOMER PCT 018	133
0148 HOMER PCT 019	108
0149 HOMER PCT 020	96
0150 HOMER PCT 021	193
0151 HOMER PCT 022	87
0152 HOMER PCT 023	91
0153 HOMER PCT 024	92
0154 HOMER PCT 025	64
0155 HOMER PCT 026	82
0156 HOMER PCT 027	87
0157 HOMER PCT 028	70
0280 NEW LENOX PCT 001	45
0281 NEW LENOX PCT 002	121
0282 NEW LENOX PCT 003	126
0283 NEW LENOX PCT 004	160
0284 NEW LENOX PCT 005	139
0285 NEW LENOX PCT 006	99
0286 NEW LENOX PCT 007	148
0287 NEW LENOX PCT 008	83
0288 NEW LENOX PCT 009	113
0289 NEW LENOX PCT 010	140
0290 NEW LENOX PCT 011	137
0291 NEW LENOX PCT 012	218
0292 NEW LENOX PCT 013	143
0293 NEW LENOX PCT 014	82
0294 NEW LENOX PCT 015	78
0295 NEW LENOX PCT 016	68
0296 NEW LENOX PCT 017	54
0297 NEW LENOX PCT 018	84
0298 NEW LENOX PCT 019	88
0299 NEW LENOX PCT 020	142
0300 NEW LENOX PCT 021	70
0301 NEW LENOX PCT 022	165
0302 NEW LENOX PCT 023	94
0303 NEW LENOX PCT 024	171
0304 NEW LENOX PCT 025	102
0305 NEW LENOX PCT 026	77
0306 NEW LENOX PCT 027	74
0307 NEW LENOX PCT 028	106
0308 NEW LENOX PCT 029	73
0309 NEW LENOX PCT 030	79

12TH JUDICIAL SUBCIRCUIT 5 (B)

VOTES PERCENT

VOTES PERCENT

Vote for 1

01 = Art Smigielski

2,462 18.44

02 = Raymond E. (Ray) Rossi

6,568 49.20

03 = Judy DeVriendt

4,319 32.35

01 02 03

0085 FRANKFORT PCT 001	17	88	35
0086 FRANKFORT PCT 002	24	129	73
0087 FRANKFORT PCT 003	35	102	79
0088 FRANKFORT PCT 004	8	52	43
0089 FRANKFORT PCT 005	15	74	31
0090 FRANKFORT PCT 006	20	73	31
0091 FRANKFORT PCT 007	16	70	32
0092 FRANKFORT PCT 008	13	121	18
0093 FRANKFORT PCT 009	14	73	24
0094 FRANKFORT PCT 010	18	103	62
0095 FRANKFORT PCT 011	9	42	14
0096 FRANKFORT PCT 012	20	173	48
0097 FRANKFORT PCT 013	24	87	41
0098 FRANKFORT PCT 014	19	89	65
0099 FRANKFORT PCT 015	16	65	34
0100 FRANKFORT PCT 016	13	102	38
0101 FRANKFORT PCT 017	8	70	22
0102 FRANKFORT PCT 018	11	126	22
0103 FRANKFORT PCT 019	29	65	42
0104 FRANKFORT PCT 020	7	21	10
0105 FRANKFORT PCT 021	17	54	16
0106 FRANKFORT PCT 022	21	95	85
0107 FRANKFORT PCT 023	12	65	33
0108 FRANKFORT PCT 024	19	82	38
0109 FRANKFORT PCT 025	14	123	41
0110 FRANKFORT PCT 026	23	112	68
0111 FRANKFORT PCT 027	48	127	57
0112 FRANKFORT PCT 028	21	135	52
0113 FRANKFORT PCT 029	13	93	33
0114 FRANKFORT PCT 030	13	58	33
0115 FRANKFORT PCT 031	18	71	20
0116 FRANKFORT PCT 032	23	140	35
0117 FRANKFORT PCT 033	8	64	44
0118 FRANKFORT PCT 034	24	108	33
0119 FRANKFORT PCT 035	29	110	69
0120 FRANKFORT PCT 036	8	39	21
0121 FRANKFORT PCT 037	38	60	28
0122 FRANKFORT PCT 038	20	83	35
0123 FRANKFORT PCT 039	12	100	22
0124 FRANKFORT PCT 040	5	55	21
0125 FRANKFORT PCT 041	26	88	20
0126 FRANKFORT PCT 042	18	144	26
0130 HOMER PCT 001	31	38	22
0131 HOMER PCT 002	33	31	41
0132 HOMER PCT 003	33	68	28
0133 HOMER PCT 004	39	41	26
0134 HOMER PCT 005	48	47	29
0135 HOMER PCT 006	33	44	53
0136 HOMER PCT 007	65	51	39
0137 HOMER PCT 008	52	43	29
0138 HOMER PCT 009	34	41	53
0139 HOMER PCT 010	62	96	60
0140 HOMER PCT 011	28	67	65
0141 HOMER PCT 012	68	64	50

Total Republican Ballots Cast for
Twelfth Judicial Circuit Fifth Subcircuit
Additional Judgeship B
14,413

ABSTRACT OF VOTES

WILL COUNTY, ILLINOIS
 GENERAL PRIMARY ELECTION
 FEBRUARY 2, 2010
 REPUBLICAN

OFFICIAL RESULTS

REPORT-EL52

PAGE 0165

	VOTES	PERCENT		VOTES	PERCENT
12TH JUDICIAL SUBCIRCUIT 5 (B)					
Vote for 1					
01 = Art Smigielski	2,462	18.44			
02 = Raymond E. (Ray) Rossi	6,568	49.20	03 = Judy DeVriendt	4,319	32.35
(CONTINUED FROM PREVIOUS PAGE)	01	02	03		
0142 HOMER PCT 013	45	62	62		
0143 HOMER PCT 014	20	50	22		
0144 HOMER PCT 015	51	55	38		
0145 HOMER PCT 016	36	31	9		
0146 HOMER PCT 017	31	70	31		
0147 HOMER PCT 018	47	42	55		
0148 HOMER PCT 019	33	47	48		
0149 HOMER PCT 020	43	38	27		
0150 HOMER PCT 021	124	76	31		
0151 HOMER PCT 022	38	35	29		
0152 HOMER PCT 023	40	33	30		
0153 HOMER PCT 024	38	42	23		
0154 HOMER PCT 025	31	29	13		
0155 HOMER PCT 026	25	36	39		
0156 HOMER PCT 027	35	31	32		
0157 HOMER PCT 028	21	40	18		
0280 NEW LENOX PCT 001	6	19	27		
0281 NEW LENOX PCT 002	21	54	60		
0282 NEW LENOX PCT 003	14	65	77		
0283 NEW LENOX PCT 004	19	63	95		
0284 NEW LENOX PCT 005	25	63	78		
0285 NEW LENOX PCT 006	14	54	52		
0286 NEW LENOX PCT 007	17	77	76		
0287 NEW LENOX PCT 008	19	36	40		
0288 NEW LENOX PCT 009	13	45	66		
0289 NEW LENOX PCT 010	21	55	76		
0290 NEW LENOX PCT 011	13	82	61		
0291 NEW LENOX PCT 012	28	125	90		
0292 NEW LENOX PCT 013	26	58	77		
0293 NEW LENOX PCT 014	10	31	49		
0294 NEW LENOX PCT 015	10	27	49		
0295 NEW LENOX PCT 016	18	38	22		
0296 NEW LENOX PCT 017	8	26	38		
0297 NEW LENOX PCT 018	11	36	47		
0298 NEW LENOX PCT 019	15	45	36		
0299 NEW LENOX PCT 020	21	47	83		
0300 NEW LENOX PCT 021	9	31	41		
0301 NEW LENOX PCT 022	21	71	81		
0302 NEW LENOX PCT 023	22	37	45		
0303 NEW LENOX PCT 024	32	73	84		
0304 NEW LENOX PCT 025	8	40	71		
0305 NEW LENOX PCT 026	11	46	41		
0306 NEW LENOX PCT 027	14	29	39		
0307 NEW LENOX PCT 028	40	46	37		
0308 NEW LENOX PCT 029	10	26	50		
0309 NEW LENOX PCT 030	16	44	35		



Nancy Schultz Voots

W I L L C O U N T Y C L E R K



Republican Party

**PRECINCT
COMMITTEEMEN
SUMMARY**



Nancy Schultz Voots

W I L L C O U N T Y C L E R K

Will County Clerk's Office • 302 N. Chicago Street • Joliet, Illinois 60432

815 • 740 • 4615 • Fax: 815 • 740 • 4699

Website: www.thewillcountyclerk.com • E-mail: coclrk@willcountyillinois.com

USE THIS CHART TO DETERMINE YOUR PRECINCT

TOWNSHIP CODES

- 1 = CHANNAHON
- 2 = CRETE
- 3 = CUSTER
- 4 = DUPAGE
- 5 = FLORENCE
- 6 = FRANKFORT
- 7 = GREEN GARDEN
- 8 = HOMER
- 9 = JACKSON
- 10 = JOLIET
- 11 = LOCKPORT
- 12 = MANHATTAN
- 13 = MONEE
- 14 = NEW LENOX
- 15 = PEOTONE
- 16 = PLAINFIELD
- 17 = REED
- 18 = TROY
- 19 = WASHINGTON
- 20 = WESLEY
- 21 = WHEATLAND
- 22 = WILL
- 23 = WILMINGTON
- 24 = WILTON

****EXAMPLE****

Precinct: FRANKFORT 4 would read **604**



Nancy Schultz Voots

W I L L C O U N T Y C L E R K

Will County Clerk's Office • 302 N. Chicago Street • Joliet, Illinois 60432
815 • 740 • 4615 • Fax: 815 • 740 • 4699

Website: www.thewillcountyclerk.com • E-mail: coclrk@willcountyillinois.com

Tie Breaker Lottery

February 19, 2010 – 2:30 p.m.

Position: **Plainfield #3 – Precinct Committeeman**

Party: **Republican**

February 2, 2010 General Primary election

Winning Candidate for Precinct Committeeman, 2-year term
in Plainfield Township – Precinct #3

Todd Funk

George M. Milton

	TOTAL VOTES	%	ELECTION DAY	CENTRAL COUNT	PROV/GRACE
PRECINCT COMMITTEEMAN 101					
Vote for 1					
(WITH 1 OF 1 PRECINCTS COUNTED)					
Laurie A. Pillion.	61	100.00	50	10	1
Total	61		50	10	1
PRECINCT COMMITTEEMAN 102					
Vote for 1					
(WITH 1 OF 1 PRECINCTS COUNTED)					
Debbie Militello	60	100.00	53	7	0
Total	60		53	7	0
PRECINCT COMMITTEEMAN 103					
Vote for 1					
(WITH 1 OF 1 PRECINCTS COUNTED)					
NO CANDIDATE FILED	0		0	0	0
PRECINCT COMMITTEEMAN 104					
Vote for 1					
(WITH 1 OF 1 PRECINCTS COUNTED)					
Lawrence W. Troutman.	116	100.00	111	5	0
Total	116		111	5	0
PRECINCT COMMITTEEMAN 105					
Vote for 1					
(WITH 1 OF 1 PRECINCTS COUNTED)					
NO CANDIDATE FILED	0		0	0	0
PRECINCT COMMITTEEMAN 106					
Vote for 1					
(WITH 1 OF 1 PRECINCTS COUNTED)					
NO CANDIDATE FILED	0		0	0	0
PRECINCT COMMITTEEMAN 107					
Vote for 1					
(WITH 1 OF 1 PRECINCTS COUNTED)					
Jim Ferencak	89	100.00	75	13	1
Total	89		75	13	1
PRECINCT COMMITTEEMAN 108					
Vote for 1					
(WITH 1 OF 1 PRECINCTS COUNTED)					
Gary L. Layton.	108	100.00	93	15	0
Total	108		93	15	0

	TOTAL VOTES	%	ELECTION DAY	CENTRAL COUNT	PROV/GRACE
PRECINCT COMMITTEEMAN 109					
Vote for 1					
(WITH 1 OF 1 PRECINCTS COUNTED)					
NO CANDIDATE FILED	0		0	0	0
PRECINCT COMMITTEEMAN 201					
Vote for 1					
(WITH 1 OF 1 PRECINCTS COUNTED)					
Andrew J. Hawkins	103	100.00	95	8	0
Total	103		95	8	0
PRECINCT COMMITTEEMAN 202					
Vote for 1					
(WITH 1 OF 1 PRECINCTS COUNTED)					
NO CANDIDATE FILED	0		0	0	0
PRECINCT COMMITTEEMAN 203					
Vote for 1					
(WITH 1 OF 1 PRECINCTS COUNTED)					
NO CANDIDATE FILED	0		0	0	0
PRECINCT COMMITTEEMAN 204					
Vote for 1					
(WITH 1 OF 1 PRECINCTS COUNTED)					
NO CANDIDATE FILED	0		0	0	0
PRECINCT COMMITTEEMAN 205					
Vote for 1					
(WITH 1 OF 1 PRECINCTS COUNTED)					
NO CANDIDATE FILED	0		0	0	0
PRECINCT COMMITTEEMAN 206					
Vote for 1					
(WITH 1 OF 1 PRECINCTS COUNTED)					
NO CANDIDATE FILED	0		0	0	0
PRECINCT COMMITTEEMAN 207					
Vote for 1					
(WITH 1 OF 1 PRECINCTS COUNTED)					
Frank Elton	108	100.00	102	6	0
Total	108		102	6	0
PRECINCT COMMITTEEMAN 208					
Vote for 1					
(WITH 1 OF 1 PRECINCTS COUNTED)					
NO CANDIDATE FILED	0		0	0	0

	TOTAL VOTES	%	ELECTION DAY	CENTRAL COUNT	PROV/GRACE
PRECINCT COMMITTEEMAN 209					
Vote for 1					
(WITH 1 OF 1 PRECINCTS COUNTED)					
NO CANDIDATE FILED	0		0	0	0
PRECINCT COMMITTEEMAN 210					
Vote for 1					
(WITH 1 OF 1 PRECINCTS COUNTED)					
NO CANDIDATE FILED	0		0	0	0
PRECINCT COMMITTEEMAN 211					
Vote for 1					
(WITH 1 OF 1 PRECINCTS COUNTED)					
NO CANDIDATE FILED	0		0	0	0
PRECINCT COMMITTEEMAN 212					
Vote for 1					
(WITH 1 OF 1 PRECINCTS COUNTED)					
NO CANDIDATE FILED	0		0	0	0
PRECINCT COMMITTEEMAN 213					
Vote for 1					
(WITH 1 OF 1 PRECINCTS COUNTED)					
David E. Smith	148	100.00	142	6	0
Total	148		142	6	0
PRECINCT COMMITTEEMAN 214					
Vote for 1					
(WITH 1 OF 1 PRECINCTS COUNTED)					
NO CANDIDATE FILED	0		0	0	0
PRECINCT COMMITTEEMAN 215					
Vote for 1					
(WITH 1 OF 1 PRECINCTS COUNTED)					
NO CANDIDATE FILED	0		0	0	0
PRECINCT COMMITTEEMAN 216					
Vote for 1					
(WITH 1 OF 1 PRECINCTS COUNTED)					
Robert R. Hodge	97	100.00	92	5	0
Total	97		92	5	0
PRECINCT COMMITTEEMAN 217					
Vote for 1					
(WITH 1 OF 1 PRECINCTS COUNTED)					
NO CANDIDATE FILED	0		0	0	0

	TOTAL VOTES	%	ELECTION DAY	CENTRAL COUNT	PROV/GRACE
PRECINCT COMMITTEEMAN 301					
Vote for 1					
(WITH 1 OF 1 PRECINCTS COUNTED)					
Nancy G. Fitzpatrick.	136	100.00	125	9	2
Total	136		125	9	2
PRECINCT COMMITTEEMAN 401					
Vote for 1					
(WITH 1 OF 1 PRECINCTS COUNTED)					
NO CANDIDATE FILED	0		0	0	0
PRECINCT COMMITTEEMAN 402					
Vote for 1					
(WITH 1 OF 1 PRECINCTS COUNTED)					
NO CANDIDATE FILED	0		0	0	0
PRECINCT COMMITTEEMAN 403					
Vote for 1					
(WITH 1 OF 1 PRECINCTS COUNTED)					
David Richards.	69	100.00	67	1	1
Total	69		67	1	1
PRECINCT COMMITTEEMAN 404					
Vote for 1					
(WITH 1 OF 1 PRECINCTS COUNTED)					
Steve Mikos.	59	100.00	57	2	0
Total	59		57	2	0
PRECINCT COMMITTEEMAN 405					
Vote for 1					
(WITH 1 OF 1 PRECINCTS COUNTED)					
NO CANDIDATE FILED	0		0	0	0
PRECINCT COMMITTEEMAN 406					
Vote for 1					
(WITH 1 OF 1 PRECINCTS COUNTED)					
NO CANDIDATE FILED	0		0	0	0
PRECINCT COMMITTEEMAN 407					
Vote for 1					
(WITH 1 OF 1 PRECINCTS COUNTED)					
NO CANDIDATE FILED	0		0	0	0
PRECINCT COMMITTEEMAN 408					
Vote for 1					
(WITH 1 OF 1 PRECINCTS COUNTED)					
NO CANDIDATE FILED	0		0	0	0

	TOTAL VOTES	%	ELECTION DAY	CENTRAL COUNT	PROV/GRACE
PRECINCT COMMITTEEMAN 409					
Vote for 1					
(WITH 1 OF 1 PRECINCTS COUNTED)					
NO CANDIDATE FILED	0		0	0	0
PRECINCT COMMITTEEMAN 410					
Vote for 1					
(WITH 1 OF 1 PRECINCTS COUNTED)					
Kulsum Ali	51	100.00	50	1	0
Total	51		50	1	0
PRECINCT COMMITTEEMAN 411					
Vote for 1					
(WITH 1 OF 1 PRECINCTS COUNTED)					
Ronald L. Spindel	74	100.00	67	7	0
Total	74		67	7	0
PRECINCT COMMITTEEMAN 412					
Vote for 1					
(WITH 1 OF 1 PRECINCTS COUNTED)					
NO CANDIDATE FILED	0		0	0	0
PRECINCT COMMITTEEMAN 413					
Vote for 1					
(WITH 1 OF 1 PRECINCTS COUNTED)					
NO CANDIDATE FILED	0		0	0	0
PRECINCT COMMITTEEMAN 414					
Vote for 1					
(WITH 1 OF 1 PRECINCTS COUNTED)					
Roger C. Claar	98	100.00	87	11	0
Total	98		87	11	0
PRECINCT COMMITTEEMAN 415					
Vote for 1					
(WITH 1 OF 1 PRECINCTS COUNTED)					
Sandra S. Swinkunas	44	100.00	37	7	0
Total	44		37	7	0
PRECINCT COMMITTEEMAN 416					
Vote for 1					
(WITH 1 OF 1 PRECINCTS COUNTED)					
Steven A. Quigley	62	100.00	54	8	0
Total	62		54	8	0
PRECINCT COMMITTEEMAN 417					
Vote for 1					
(WITH 1 OF 1 PRECINCTS COUNTED)					
Georgia Gilligan	81	100.00	69	12	0
Total	81		69	12	0

	TOTAL VOTES	%	ELECTION DAY	CENTRAL COUNT	PROV/GRACE
PRECINCT COMMITTEEMAN 418					
Vote for 1					
(WITH 1 OF 1 PRECINCTS COUNTED)					
Julie A. Rivera	94	100.00	90	3	1
Total	94		90	3	1
PRECINCT COMMITTEEMAN 419					
Vote for 1					
(WITH 1 OF 1 PRECINCTS COUNTED)					
Romy Balcita	64	100.00	64	0	0
Total	64		64	0	0
PRECINCT COMMITTEEMAN 420					
Vote for 1					
(WITH 1 OF 1 PRECINCTS COUNTED)					
Cedra Crenshaw	108	100.00	100	8	0
Total	108		100	8	0
PRECINCT COMMITTEEMAN 421					
Vote for 1					
(WITH 1 OF 1 PRECINCTS COUNTED)					
Ann Dralle	130	100.00	125	4	1
Total	130		125	4	1
PRECINCT COMMITTEEMAN 422					
Vote for 1					
(WITH 1 OF 1 PRECINCTS COUNTED)					
NO CANDIDATE FILED	0		0	0	0
PRECINCT COMMITTEEMAN 423					
Vote for 1					
(WITH 1 OF 1 PRECINCTS COUNTED)					
Steven J. Prodehl	61	100.00	58	3	0
Total	61		58	3	0
PRECINCT COMMITTEEMAN 424					
Vote for 1					
(WITH 1 OF 1 PRECINCTS COUNTED)					
Felix George	59	100.00	58	1	0
Total	59		58	1	0
PRECINCT COMMITTEEMAN 425					
Vote for 1					
(WITH 1 OF 1 PRECINCTS COUNTED)					
NO CANDIDATE FILED	0		0	0	0

	TOTAL VOTES	%	ELECTION DAY	CENTRAL COUNT	PROV/GRACE
PRECINCT COMMITTEEMAN 426					
Vote for 1					
(WITH 1 OF 1 PRECINCTS COUNTED)					
Leroy J. Brown	47	100.00	45	2	0
Total	47		45	2	0
PRECINCT COMMITTEEMAN 427					
Vote for 1					
(WITH 1 OF 1 PRECINCTS COUNTED)					
Shirley J. Grzenia	63	100.00	55	6	2
Total	63		55	6	2
PRECINCT COMMITTEEMAN 428					
Vote for 1					
(WITH 1 OF 1 PRECINCTS COUNTED)					
NO CANDIDATE FILED	0		0	0	0
PRECINCT COMMITTEEMAN 429					
Vote for 1					
(WITH 1 OF 1 PRECINCTS COUNTED)					
Roosevelt Cross	34	100.00	33	1	0
Total	34		33	1	0
PRECINCT COMMITTEEMAN 430					
Vote for 1					
(WITH 1 OF 1 PRECINCTS COUNTED)					
NO CANDIDATE FILED	0		0	0	0
PRECINCT COMMITTEEMAN 431					
Vote for 1					
(WITH 1 OF 1 PRECINCTS COUNTED)					
John E. "Jack" Partelow	157	100.00	144	12	1
Total	157		144	12	1
PRECINCT COMMITTEEMAN 432					
Vote for 1					
(WITH 1 OF 1 PRECINCTS COUNTED)					
NO CANDIDATE FILED	0		0	0	0
PRECINCT COMMITTEEMAN 433					
Vote for 1					
(WITH 1 OF 1 PRECINCTS COUNTED)					
NO CANDIDATE FILED	0		0	0	0
PRECINCT COMMITTEEMAN 434					
Vote for 1					
(WITH 1 OF 1 PRECINCTS COUNTED)					
Donald G. Heatherly	82	100.00	78	4	0
Total	82		78	4	0

	TOTAL VOTES	%	ELECTION DAY	CENTRAL COUNT	PROV/GRACE
PRECINCT COMMITTEEMAN 435					
Vote for 1					
(WITH 1 OF 1 PRECINCTS COUNTED)					
Joseph B. Morelli	87	100.00	85	2	0
Total	87		85	2	0
PRECINCT COMMITTEEMAN 436					
Vote for 1					
(WITH 1 OF 1 PRECINCTS COUNTED)					
NO CANDIDATE FILED	0		0	0	0
PRECINCT COMMITTEEMAN 437					
Vote for 1					
(WITH 1 OF 1 PRECINCTS COUNTED)					
NO CANDIDATE FILED	0		0	0	0
PRECINCT COMMITTEEMAN 438					
Vote for 1					
(WITH 1 OF 1 PRECINCTS COUNTED)					
NO CANDIDATE FILED	0		0	0	0
PRECINCT COMMITTEEMAN 439					
Vote for 1					
(WITH 1 OF 1 PRECINCTS COUNTED)					
NO CANDIDATE FILED	0		0	0	0
PRECINCT COMMITTEEMAN 440					
Vote for 1					
(WITH 1 OF 1 PRECINCTS COUNTED)					
Leslie Palmer	72	100.00	69	1	2
Total	72		69	1	2
PRECINCT COMMITTEEMAN 441					
Vote for 1					
(WITH 1 OF 1 PRECINCTS COUNTED)					
Margaret J. (Peggy) Danhof.	74	100.00	69	5	0
Total	74		69	5	0
PRECINCT COMMITTEEMAN 442					
Vote for 1					
(WITH 1 OF 1 PRECINCTS COUNTED)					
NO CANDIDATE FILED	0		0	0	0
PRECINCT COMMITTEEMAN 443					
Vote for 1					
(WITH 1 OF 1 PRECINCTS COUNTED)					
Robert W. Cawthon, Jr.	29	100.00	27	2	0
Total	29		27	2	0

	TOTAL VOTES	%	ELECTION DAY	CENTRAL COUNT	PROV/GRACE
PRECINCT COMMITTEEMAN 444					
Vote for 1					
(WITH 1 OF 1 PRECINCTS COUNTED)					
NO CANDIDATE FILED	0		0	0	0
PRECINCT COMMITTEEMAN 445					
Vote for 1					
(WITH 1 OF 1 PRECINCTS COUNTED)					
Michael Calcagno	77	100.00	73	4	0
Total	77		73	4	0
PRECINCT COMMITTEEMAN 446					
Vote for 1					
(WITH 1 OF 1 PRECINCTS COUNTED)					
NO CANDIDATE FILED	0		0	0	0
PRECINCT COMMITTEEMAN 447					
Vote for 1					
(WITH 1 OF 1 PRECINCTS COUNTED)					
Craig W. Kempton	73	100.00	69	4	0
Total	73		69	4	0
PRECINCT COMMITTEEMAN 448					
Vote for 1					
(WITH 1 OF 1 PRECINCTS COUNTED)					
NO CANDIDATE FILED	0		0	0	0
PRECINCT COMMITTEEMAN 449					
Vote for 1					
(WITH 1 OF 1 PRECINCTS COUNTED)					
Robert Kalnicky	66	100.00	64	2	0
Total	66		64	2	0
PRECINCT COMMITTEEMAN 450					
Vote for 1					
(WITH 1 OF 1 PRECINCTS COUNTED)					
NO CANDIDATE FILED	0		0	0	0
PRECINCT COMMITTEEMAN 451					
Vote for 1					
(WITH 1 OF 1 PRECINCTS COUNTED)					
Alyson Wold.	66	100.00	62	4	0
Total	66		62	4	0
PRECINCT COMMITTEEMAN 452					
Vote for 1					
(WITH 1 OF 1 PRECINCTS COUNTED)					
NO CANDIDATE FILED	0		0	0	0

	TOTAL VOTES	%	ELECTION DAY	CENTRAL COUNT	PROV/GRACE
PRECINCT COMMITTEEMAN 453					
Vote for 1					
(WITH 1 OF 1 PRECINCTS COUNTED)					
NO CANDIDATE FILED	0		0	0	0
PRECINCT COMMITTEEMAN 454					
Vote for 1					
(WITH 1 OF 1 PRECINCTS COUNTED)					
Lynne Woodard	25	100.00	25	0	0
Total	25		25	0	0
PRECINCT COMMITTEEMAN 455					
Vote for 1					
(WITH 1 OF 1 PRECINCTS COUNTED)					
William Mayer	49	100.00	49	0	0
Total	49		49	0	0
PRECINCT COMMITTEEMAN 456					
Vote for 1					
(WITH 1 OF 1 PRECINCTS COUNTED)					
Talat Rashid	63	100.00	61	2	0
Total	63		61	2	0
PRECINCT COMMITTEEMAN 501					
Vote for 1					
(WITH 1 OF 1 PRECINCTS COUNTED)					
NO CANDIDATE FILED	0		0	0	0
PRECINCT COMMITTEEMAN 601					
Vote for 1					
(WITH 1 OF 1 PRECINCTS COUNTED)					
Gregory Griffin	122	100.00	115	7	0
Total	122		115	7	0
PRECINCT COMMITTEEMAN 602					
Vote for 1					
(WITH 1 OF 1 PRECINCTS COUNTED)					
Eric R. Swanson	193	100.00	176	15	2
Total	193		176	15	2
PRECINCT COMMITTEEMAN 603					
Vote for 1					
(WITH 1 OF 1 PRECINCTS COUNTED)					
Wendy J. Burkhardt	193	100.00	174	19	0
Total	193		174	19	0

	TOTAL VOTES	%	ELECTION DAY	CENTRAL COUNT	PROV/GRACE
PRECINCT COMMITTEEMAN 604					
Vote for 1 (WITH 1 OF 1 PRECINCTS COUNTED)					
Timothy L. Garrett	91	100.00	86	5	0
Total	91		86	5	0
PRECINCT COMMITTEEMAN 605					
Vote for 1 (WITH 1 OF 1 PRECINCTS COUNTED)					
Hugh Stipan.	111	100.00	101	7	3
Total	111		101	7	3
PRECINCT COMMITTEEMAN 606					
Vote for 1 (WITH 1 OF 1 PRECINCTS COUNTED)					
John M. Gorski.	117	100.00	110	6	1
Total	117		110	6	1
PRECINCT COMMITTEEMAN 607					
Vote for 1 (WITH 1 OF 1 PRECINCTS COUNTED)					
NO CANDIDATE FILED	0		0	0	0
PRECINCT COMMITTEEMAN 608					
Vote for 1 (WITH 1 OF 1 PRECINCTS COUNTED)					
Nella Piccolin.	128	100.00	110	18	0
Total	128		110	18	0
PRECINCT COMMITTEEMAN 609					
Vote for 1 (WITH 1 OF 1 PRECINCTS COUNTED)					
NO CANDIDATE FILED	0		0	0	0
PRECINCT COMMITTEEMAN 610					
Vote for 1 (WITH 1 OF 1 PRECINCTS COUNTED)					
William J. Yukich.	151	100.00	139	12	0
Total	151		139	12	0
PRECINCT COMMITTEEMAN 611					
Vote for 1 (WITH 1 OF 1 PRECINCTS COUNTED)					
James G. Moustis	59	100.00	58	1	0
Total	59		58	1	0

	TOTAL VOTES	%	ELECTION DAY	CENTRAL COUNT	PROV/GRACE
PRECINCT COMMITTEEMAN 612					
Vote for 1					
(WITH 1 OF 1 PRECINCTS COUNTED)					
NO CANDIDATE FILED	0		0	0	0
PRECINCT COMMITTEEMAN 613					
Vote for 1					
(WITH 1 OF 1 PRECINCTS COUNTED)					
William J. Gouwens	121	100.00	112	9	0
Total	121		112	9	0
PRECINCT COMMITTEEMAN 614					
Vote for 1					
(WITH 1 OF 1 PRECINCTS COUNTED)					
Colleen M. Patrick-Lenart	148	100.00	142	6	0
Total	148		142	6	0
PRECINCT COMMITTEEMAN 615					
Vote for 1					
(WITH 1 OF 1 PRECINCTS COUNTED)					
Marlene Hale	99	100.00	91	7	1
Total	99		91	7	1
PRECINCT COMMITTEEMAN 616					
Vote for 1					
(WITH 1 OF 1 PRECINCTS COUNTED)					
NO CANDIDATE FILED	0		0	0	0
PRECINCT COMMITTEEMAN 617					
Vote for 1					
(WITH 1 OF 1 PRECINCTS COUNTED)					
NO CANDIDATE FILED	0		0	0	0
PRECINCT COMMITTEEMAN 618					
Vote for 1					
(WITH 1 OF 1 PRECINCTS COUNTED)					
NO CANDIDATE FILED	0		0	0	0
PRECINCT COMMITTEEMAN 619					
Vote for 1					
(WITH 1 OF 1 PRECINCTS COUNTED)					
NO CANDIDATE FILED	0		0	0	0
PRECINCT COMMITTEEMAN 620					
Vote for 1					
(WITH 1 OF 1 PRECINCTS COUNTED)					
Anthony D. Granata	35	100.00	33	2	0
Total	35		33	2	0

	TOTAL VOTES	%	ELECTION DAY	CENTRAL COUNT	PROV/GRACE
PRECINCT COMMITTEEMAN 621					
Vote for 1					
(WITH 1 OF 1 PRECINCTS COUNTED)					
NO CANDIDATE FILED	0		0	0	0
PRECINCT COMMITTEEMAN 622					
Vote for 1					
(WITH 1 OF 1 PRECINCTS COUNTED)					
Kordel D. Mayhall	176	100.00	161	14	1
Total	176		161	14	1
PRECINCT COMMITTEEMAN 623					
Vote for 1					
(WITH 1 OF 1 PRECINCTS COUNTED)					
NO CANDIDATE FILED	0		0	0	0
PRECINCT COMMITTEEMAN 624					
Vote for 1					
(WITH 1 OF 1 PRECINCTS COUNTED)					
NO CANDIDATE FILED	0		0	0	0
PRECINCT COMMITTEEMAN 625					
Vote for 1					
(WITH 1 OF 1 PRECINCTS COUNTED)					
NO CANDIDATE FILED	0		0	0	0
WRITE-IN.	31	100.00	28	3	0
Total	31		28	3	0
PRECINCT COMMITTEEMAN 626					
Vote for 1					
(WITH 1 OF 1 PRECINCTS COUNTED)					
Brian S. McKenna	168	100.00	151	16	1
Total	168		151	16	1
PRECINCT COMMITTEEMAN 627					
Vote for 1					
(WITH 1 OF 1 PRECINCTS COUNTED)					
Jeffery Wartman	195	100.00	175	19	1
Total	195		175	19	1
PRECINCT COMMITTEEMAN 628					
Vote for 1					
(WITH 1 OF 1 PRECINCTS COUNTED)					
Edward E. Ronkowski	166	100.00	140	25	1
Total	166		140	25	1

	TOTAL VOTES	%	ELECTION DAY	CENTRAL COUNT	PROV/GRACE
PRECINCT COMMITTEEMAN 629					
Vote for 1					
(WITH 1 OF 1 PRECINCTS COUNTED)					
Henry W. Meers, Jr.	85	65.89	83	2	0
Paul J. Ruff	44	34.11	38	6	0
Total	129		121	8	0
PRECINCT COMMITTEEMAN 630					
Vote for 1					
(WITH 1 OF 1 PRECINCTS COUNTED)					
Nick George.	92	100.00	86	6	0
Total	92		86	6	0
PRECINCT COMMITTEEMAN 631					
Vote for 1					
(WITH 1 OF 1 PRECINCTS COUNTED)					
James Eiden.	99	100.00	84	15	0
Total	99		84	15	0
PRECINCT COMMITTEEMAN 632					
Vote for 1					
(WITH 1 OF 1 PRECINCTS COUNTED)					
George Perros	156	100.00	130	25	1
Total	156		130	25	1
PRECINCT COMMITTEEMAN 633					
Vote for 1					
(WITH 1 OF 1 PRECINCTS COUNTED)					
Sharon L. Martiniak	116	100.00	109	7	0
Total	116		109	7	0
PRECINCT COMMITTEEMAN 634					
Vote for 1					
(WITH 1 OF 1 PRECINCTS COUNTED)					
NO CANDIDATE FILED	0		0	0	0
PRECINCT COMMITTEEMAN 635					
Vote for 1					
(WITH 1 OF 1 PRECINCTS COUNTED)					
NO CANDIDATE FILED	0		0	0	0
WRITE-IN.	38	100.00	38	0	0
Total	38		38	0	0
PRECINCT COMMITTEEMAN 636					
Vote for 1					
(WITH 1 OF 1 PRECINCTS COUNTED)					
NO CANDIDATE FILED	0		0	0	0

	TOTAL VOTES	%	ELECTION DAY	CENTRAL COUNT	PROV/GRACE
PRECINCT COMMITTEEMAN 637					
Vote for 1					
(WITH 1 OF 1 PRECINCTS COUNTED)					
NO CANDIDATE FILED	0		0	0	0
PRECINCT COMMITTEEMAN 638					
Vote for 1					
(WITH 1 OF 1 PRECINCTS COUNTED)					
NO CANDIDATE FILED	0		0	0	0
PRECINCT COMMITTEEMAN 639					
Vote for 1					
(WITH 1 OF 1 PRECINCTS COUNTED)					
Renee K. Burns	113	100.00	109	2	2
Total	113		109	2	2
PRECINCT COMMITTEEMAN 640					
Vote for 1					
(WITH 1 OF 1 PRECINCTS COUNTED)					
Pamela Russell	72	100.00	70	0	2
Total	72		70	0	2
PRECINCT COMMITTEEMAN 641					
Vote for 1					
(WITH 1 OF 1 PRECINCTS COUNTED)					
David A. Izzo	125	100.00	118	7	0
Total	125		118	7	0
PRECINCT COMMITTEEMAN 642					
Vote for 1					
(WITH 1 OF 1 PRECINCTS COUNTED)					
Steven T. Hussey	158	100.00	149	9	0
Total	158		149	9	0
PRECINCT COMMITTEEMAN 701					
Vote for 1					
(WITH 1 OF 1 PRECINCTS COUNTED)					
NO CANDIDATE FILED	0		0	0	0
PRECINCT COMMITTEEMAN 702					
Vote for 1					
(WITH 1 OF 1 PRECINCTS COUNTED)					
NO CANDIDATE FILED	0		0	0	0
PRECINCT COMMITTEEMAN 703					
Vote for 1					
(WITH 1 OF 1 PRECINCTS COUNTED)					
Donald A. Murday	130	100.00	120	8	2
Total	130		120	8	2

	TOTAL VOTES	%	ELECTION DAY	CENTRAL COUNT	PROV/GRACE
PRECINCT COMMITTEEMAN 801					
Vote for 1					
(WITH 1 OF 1 PRECINCTS COUNTED)					
Stephen J. Balich, III	78	100.00	71	7	0
Total	78		71	7	0
PRECINCT COMMITTEEMAN 802					
Vote for 1					
(WITH 1 OF 1 PRECINCTS COUNTED)					
Dennis Tanrikulu	96	100.00	90	6	0
Total	96		90	6	0
PRECINCT COMMITTEEMAN 803					
Vote for 1					
(WITH 1 OF 1 PRECINCTS COUNTED)					
Andrew (Bud) Fazio	119	100.00	107	12	0
Total	119		107	12	0
PRECINCT COMMITTEEMAN 804					
Vote for 1					
(WITH 1 OF 1 PRECINCTS COUNTED)					
Joseph Pearson, Jr.	92	100.00	87	4	1
Total	92		87	4	1
PRECINCT COMMITTEEMAN 805					
Vote for 1					
(WITH 1 OF 1 PRECINCTS COUNTED)					
NO CANDIDATE FILED	0		0	0	0
PRECINCT COMMITTEEMAN 806					
Vote for 1					
(WITH 1 OF 1 PRECINCTS COUNTED)					
Kim Vogelsanger	85	66.41	76	9	0
Mark Lobes	43	33.59	39	4	0
Total	128		115	13	0
PRECINCT COMMITTEEMAN 807					
Vote for 1					
(WITH 1 OF 1 PRECINCTS COUNTED)					
Frederick E. Senne	147	100.00	127	18	2
Total	147		127	18	2
PRECINCT COMMITTEEMAN 808					
Vote for 1					
(WITH 1 OF 1 PRECINCTS COUNTED)					
Christina Neitzke.	106	100.00	104	2	0
Total	106		104	2	0

	TOTAL VOTES	%	ELECTION DAY	CENTRAL COUNT	PROV/GRACE
PRECINCT COMMITTEEMAN 809					
Vote for 1					
(WITH 1 OF 1 PRECINCTS COUNTED)					
Skip Skrobuton.	117	100.00	105	12	0
Total	117		105	12	0
PRECINCT COMMITTEEMAN 810					
Vote for 1					
(WITH 1 OF 1 PRECINCTS COUNTED)					
James M. Cahill	113	55.12	108	5	0
Paul Anderson	92	44.88	83	9	0
Total	205		191	14	0
PRECINCT COMMITTEEMAN 811					
Vote for 1					
(WITH 1 OF 1 PRECINCTS COUNTED)					
Richard J. "Dick" Van Dyke.	90	53.89	90	0	0
Jim Bilotta.	77	46.11	75	2	0
Total	167		165	2	0
PRECINCT COMMITTEEMAN 812					
Vote for 1					
(WITH 1 OF 1 PRECINCTS COUNTED)					
Michael Bonomo.	87	49.15	83	4	0
Douglas M. West	90	50.85	85	5	0
Total	177		168	9	0
PRECINCT COMMITTEEMAN 813					
Vote for 1					
(WITH 1 OF 1 PRECINCTS COUNTED)					
Susan Wiberg	151	100.00	141	10	0
Total	151		141	10	0
PRECINCT COMMITTEEMAN 814					
Vote for 1					
(WITH 1 OF 1 PRECINCTS COUNTED)					
Carlos G. Garcia	82	100.00	77	5	0
Total	82		77	5	0
PRECINCT COMMITTEEMAN 815					
Vote for 1					
(WITH 1 OF 1 PRECINCTS COUNTED)					
John Kruczek	130	100.00	122	8	0
Total	130		122	8	0
PRECINCT COMMITTEEMAN 816					
Vote for 1					
(WITH 1 OF 1 PRECINCTS COUNTED)					
NO CANDIDATE FILED	0		0	0	0

	TOTAL VOTES	%	ELECTION DAY	CENTRAL COUNT	PROV/GRACE
PRECINCT COMMITTEEMAN 817					
Vote for 1					
(WITH 1 OF 1 PRECINCTS COUNTED)					
Joe Malacina	123	100.00	112	9	2
Total	123		112	9	2
PRECINCT COMMITTEEMAN 818					
Vote for 1					
(WITH 1 OF 1 PRECINCTS COUNTED)					
George Offord	54	36.24	49	4	1
Catherine Perretta	95	63.76	91	4	0
Total	149		140	8	1
PRECINCT COMMITTEEMAN 819					
Vote for 1					
(WITH 1 OF 1 PRECINCTS COUNTED)					
Mike DeVivo.	109	100.00	103	4	2
Total	109		103	4	2
PRECINCT COMMITTEEMAN 820					
Vote for 1					
(WITH 1 OF 1 PRECINCTS COUNTED)					
Brian Wojak.	95	100.00	87	8	0
Total	95		87	8	0
PRECINCT COMMITTEEMAN 821					
Vote for 1					
(WITH 1 OF 1 PRECINCTS COUNTED)					
George L. Yukich	98	42.06	93	5	0
George D. Porter	135	57.94	131	4	0
Total	233		224	9	0
PRECINCT COMMITTEEMAN 822					
Vote for 1					
(WITH 1 OF 1 PRECINCTS COUNTED)					
Ron Longanecker, Jr..	87	100.00	82	5	0
Total	87		82	5	0
PRECINCT COMMITTEEMAN 823					
Vote for 1					
(WITH 1 OF 1 PRECINCTS COUNTED)					
Christopher J. Locacius.	96	100.00	86	9	1
Total	96		86	9	1
PRECINCT COMMITTEEMAN 824					
Vote for 1					
(WITH 1 OF 1 PRECINCTS COUNTED)					
Richard K. Pierson	87	100.00	84	3	0
Total	87		84	3	0

	TOTAL VOTES	%	ELECTION DAY	CENTRAL COUNT	PROV/GRACE
PRECINCT COMMITTEEMAN 825					
Vote for 1					
(WITH 1 OF 1 PRECINCTS COUNTED)					
Robert Joseph Sineni	67	100.00	59	5	3
Total	67		59	5	3
PRECINCT COMMITTEEMAN 826					
Vote for 1					
(WITH 1 OF 1 PRECINCTS COUNTED)					
Vicki Bozen	87	100.00	80	5	2
Total	87		80	5	2
PRECINCT COMMITTEEMAN 827					
Vote for 1					
(WITH 1 OF 1 PRECINCTS COUNTED)					
Brian L. Ball	91	100.00	89	2	0
Total	91		89	2	0
PRECINCT COMMITTEEMAN 828					
Vote for 1					
(WITH 1 OF 1 PRECINCTS COUNTED)					
Tedd Kagianas	75	100.00	65	10	0
Total	75		65	10	0
PRECINCT COMMITTEEMAN 901					
Vote for 1					
(WITH 1 OF 1 PRECINCTS COUNTED)					
NO CANDIDATE FILED	0		0	0	0
PRECINCT COMMITTEEMAN 902					
Vote for 1					
(WITH 1 OF 1 PRECINCTS COUNTED)					
Richard R. Tyler	76	100.00	70	6	0
Total	76		70	6	0
PRECINCT COMMITTEEMAN 903					
Vote for 1					
(WITH 1 OF 1 PRECINCTS COUNTED)					
NO CANDIDATE FILED	0		0	0	0
PRECINCT COMMITTEEMAN 904					
Vote for 1					
(WITH 1 OF 1 PRECINCTS COUNTED)					
NO CANDIDATE FILED	0		0	0	0
PRECINCT COMMITTEEMAN 1001					
Vote for 1					
(WITH 1 OF 1 PRECINCTS COUNTED)					
NO CANDIDATE FILED	0		0	0	0

	TOTAL VOTES	%	ELECTION DAY	CENTRAL COUNT	PROV/GRACE
PRECINCT COMMITTEEMAN 1002					
Vote for 1					
(WITH 1 OF 1 PRECINCTS COUNTED)					
NO CANDIDATE FILED	0		0	0	0
PRECINCT COMMITTEEMAN 1003					
Vote for 1					
(WITH 1 OF 1 PRECINCTS COUNTED)					
NO CANDIDATE FILED	0		0	0	0
PRECINCT COMMITTEEMAN 1004					
Vote for 1					
(WITH 1 OF 1 PRECINCTS COUNTED)					
NO CANDIDATE FILED	0		0	0	0
PRECINCT COMMITTEEMAN 1005					
Vote for 1					
(WITH 1 OF 1 PRECINCTS COUNTED)					
Carson D. Lauffer	41	100.00	39	2	0
Total	41		39	2	0
PRECINCT COMMITTEEMAN 1006					
Vote for 1					
(WITH 1 OF 1 PRECINCTS COUNTED)					
NO CANDIDATE FILED	0		0	0	0
PRECINCT COMMITTEEMAN 1007					
Vote for 1					
(WITH 1 OF 1 PRECINCTS COUNTED)					
Paula M. Greenberg	50	100.00	47	3	0
Total	50		47	3	0
PRECINCT COMMITTEEMAN 1008					
Vote for 1					
(WITH 1 OF 1 PRECINCTS COUNTED)					
NO CANDIDATE FILED	0		0	0	0
PRECINCT COMMITTEEMAN 1009					
Vote for 1					
(WITH 1 OF 1 PRECINCTS COUNTED)					
Sandra Miller-McKeen	43	100.00	35	8	0
Total	43		35	8	0
PRECINCT COMMITTEEMAN 1010					
Vote for 1					
(WITH 1 OF 1 PRECINCTS COUNTED)					
NO CANDIDATE FILED	0		0	0	0

	TOTAL VOTES	%	ELECTION DAY	CENTRAL COUNT	PROV/GRACE
PRECINCT COMMITTEEMAN 1011					
Vote for 1					
(WITH 1 OF 1 PRECINCTS COUNTED)					
NO CANDIDATE FILED	0		0	0	0
PRECINCT COMMITTEEMAN 1012					
Vote for 1					
(WITH 1 OF 1 PRECINCTS COUNTED)					
Robert W. DeYoung.	68	60.71	62	6	0
Jay Lofky	44	39.29	42	2	0
Total	112		104	8	0
PRECINCT COMMITTEEMAN 1013					
Vote for 1					
(WITH 1 OF 1 PRECINCTS COUNTED)					
John T. Archambeault.	90	100.00	83	7	0
Total	90		83	7	0
PRECINCT COMMITTEEMAN 1014					
Vote for 1					
(WITH 1 OF 1 PRECINCTS COUNTED)					
Lea A. Norbut	66	100.00	61	2	3
Total	66		61	2	3
PRECINCT COMMITTEEMAN 1015					
Vote for 1					
(WITH 1 OF 1 PRECINCTS COUNTED)					
Robert A. Lirot	30	100.00	28	1	1
Total	30		28	1	1
PRECINCT COMMITTEEMAN 1016					
Vote for 1					
(WITH 1 OF 1 PRECINCTS COUNTED)					
NO CANDIDATE FILED	0		0	0	0
PRECINCT COMMITTEEMAN 1017					
Vote for 1					
(WITH 1 OF 1 PRECINCTS COUNTED)					
Sandra Dunnagan	67	100.00	61	6	0
Total	67		61	6	0
PRECINCT COMMITTEEMAN 1018					
Vote for 1					
(WITH 1 OF 1 PRECINCTS COUNTED)					
NO CANDIDATE FILED	0		0	0	0

	TOTAL VOTES	%	ELECTION DAY	CENTRAL COUNT	PROV/GRACE
PRECINCT COMMITTEEMAN 1019					
Vote for 1					
(WITH 1 OF 1 PRECINCTS COUNTED)					
Edward Hennessy	34	100.00	30	3	1
Total	34		30	3	1
PRECINCT COMMITTEEMAN 1020					
Vote for 1					
(WITH 1 OF 1 PRECINCTS COUNTED)					
Chuck McCauley.	58	100.00	53	3	2
Total	58		53	3	2
PRECINCT COMMITTEEMAN 1021					
Vote for 1					
(WITH 1 OF 1 PRECINCTS COUNTED)					
NO CANDIDATE FILED	0		0	0	0
PRECINCT COMMITTEEMAN 1022					
Vote for 1					
(WITH 1 OF 1 PRECINCTS COUNTED)					
NO CANDIDATE FILED	0		0	0	0
PRECINCT COMMITTEEMAN 1023					
Vote for 1					
(WITH 1 OF 1 PRECINCTS COUNTED)					
Philip A. Mock.	61	100.00	55	6	0
Total	61		55	6	0
PRECINCT COMMITTEEMAN 1024					
Vote for 1					
(WITH 1 OF 1 PRECINCTS COUNTED)					
NO CANDIDATE FILED	0		0	0	0
PRECINCT COMMITTEEMAN 1025					
Vote for 1					
(WITH 1 OF 1 PRECINCTS COUNTED)					
NO CANDIDATE FILED	0		0	0	0
PRECINCT COMMITTEEMAN 1026					
Vote for 1					
(WITH 1 OF 1 PRECINCTS COUNTED)					
NO CANDIDATE FILED	0		0	0	0
PRECINCT COMMITTEEMAN 1027					
Vote for 1					
(WITH 1 OF 1 PRECINCTS COUNTED)					
NO CANDIDATE FILED	0		0	0	0

	TOTAL VOTES	%	ELECTION DAY	CENTRAL COUNT	PROV/GRACE
PRECINCT COMMITTEEMAN 1028					
Vote for 1					
(WITH 1 OF 1 PRECINCTS COUNTED)					
NO CANDIDATE FILED	0		0	0	0
PRECINCT COMMITTEEMAN 1029					
Vote for 1					
(WITH 1 OF 1 PRECINCTS COUNTED)					
Marty Mudron	89	100.00	78	9	2
Total	89		78	9	2
PRECINCT COMMITTEEMAN 1030					
Vote for 1					
(WITH 1 OF 1 PRECINCTS COUNTED)					
Phillip Cleary.	22	100.00	21	0	1
Total	22		21	0	1
PRECINCT COMMITTEEMAN 1031					
Vote for 1					
(WITH 1 OF 1 PRECINCTS COUNTED)					
Matthew A. Stukel.	82	100.00	71	11	0
Total	82		71	11	0
PRECINCT COMMITTEEMAN 1032					
Vote for 1					
(WITH 1 OF 1 PRECINCTS COUNTED)					
Steve Chamblee.	47	100.00	44	3	0
Total	47		44	3	0
PRECINCT COMMITTEEMAN 1033					
Vote for 1					
(WITH 1 OF 1 PRECINCTS COUNTED)					
NO CANDIDATE FILED	0		0	0	0
PRECINCT COMMITTEEMAN 1034					
Vote for 1					
(WITH 1 OF 1 PRECINCTS COUNTED)					
Jerome Levandowski	32	100.00	27	5	0
Total	32		27	5	0
PRECINCT COMMITTEEMAN 1035					
Vote for 1					
(WITH 1 OF 1 PRECINCTS COUNTED)					
NO CANDIDATE FILED	0		0	0	0
PRECINCT COMMITTEEMAN 1036					
Vote for 1					
(WITH 1 OF 1 PRECINCTS COUNTED)					
Donald J. Stubler.	27	100.00	26	1	0
Total	27		26	1	0

	TOTAL VOTES	%	ELECTION DAY	CENTRAL COUNT	PROV/GRACE
PRECINCT COMMITTEEMAN 1037					
Vote for 1					
(WITH 1 OF 1 PRECINCTS COUNTED)					
Lawrence B. Peet	20	100.00	17	2	1
Total	20		17	2	1
PRECINCT COMMITTEEMAN 1038					
Vote for 1					
(WITH 1 OF 1 PRECINCTS COUNTED)					
NO CANDIDATE FILED	0		0	0	0
PRECINCT COMMITTEEMAN 1039					
Vote for 1					
(WITH 1 OF 1 PRECINCTS COUNTED)					
Jesse R. Barnstable	21	100.00	19	2	0
Total	21		19	2	0
PRECINCT COMMITTEEMAN 1040					
Vote for 1					
(WITH 1 OF 1 PRECINCTS COUNTED)					
NO CANDIDATE FILED	0		0	0	0
PRECINCT COMMITTEEMAN 1041					
Vote for 1					
(WITH 1 OF 1 PRECINCTS COUNTED)					
Stella Sacy.	42	100.00	25	17	0
Total	42		25	17	0
PRECINCT COMMITTEEMAN 1042					
Vote for 1					
(WITH 1 OF 1 PRECINCTS COUNTED)					
NO CANDIDATE FILED	0		0	0	0
PRECINCT COMMITTEEMAN 1043					
Vote for 1					
(WITH 1 OF 1 PRECINCTS COUNTED)					
Lionel Norris	2	100.00	2	0	0
Total	2		2	0	0
PRECINCT COMMITTEEMAN 1044					
Vote for 1					
(WITH 1 OF 1 PRECINCTS COUNTED)					
NO CANDIDATE FILED	0		0	0	0
PRECINCT COMMITTEEMAN 1045					
Vote for 1					
(WITH 1 OF 1 PRECINCTS COUNTED)					
NO CANDIDATE FILED	0		0	0	0

	TOTAL VOTES	%	ELECTION DAY	CENTRAL COUNT	PROV/GRACE
PRECINCT COMMITTEEMAN 1046					
Vote for 1					
(WITH 1 OF 1 PRECINCTS COUNTED)					
NO CANDIDATE FILED	0		0	0	0
PRECINCT COMMITTEEMAN 1047					
Vote for 1					
(WITH 1 OF 1 PRECINCTS COUNTED)					
NO CANDIDATE FILED	0		0	0	0
PRECINCT COMMITTEEMAN 1048					
Vote for 1					
(WITH 1 OF 1 PRECINCTS COUNTED)					
NO CANDIDATE FILED	0		0	0	0
PRECINCT COMMITTEEMAN 1049					
Vote for 1					
(WITH 1 OF 1 PRECINCTS COUNTED)					
David R. Beck	53	100.00	45	6	2
Total	53		45	6	2
PRECINCT COMMITTEEMAN 1050					
Vote for 1					
(WITH 1 OF 1 PRECINCTS COUNTED)					
NO CANDIDATE FILED	0		0	0	0
PRECINCT COMMITTEEMAN 1051					
Vote for 1					
(WITH 1 OF 1 PRECINCTS COUNTED)					
Orville E. Elza	30	100.00	30	0	0
Total	30		30	0	0
PRECINCT COMMITTEEMAN 1052					
Vote for 1					
(WITH 1 OF 1 PRECINCTS COUNTED)					
NO CANDIDATE FILED	0		0	0	0
PRECINCT COMMITTEEMAN 1053					
Vote for 1					
(WITH 1 OF 1 PRECINCTS COUNTED)					
NO CANDIDATE FILED	0		0	0	0
PRECINCT COMMITTEEMAN 1054					
Vote for 1					
(WITH 1 OF 1 PRECINCTS COUNTED)					
NO CANDIDATE FILED	0		0	0	0

	TOTAL VOTES	%	ELECTION DAY	CENTRAL COUNT	PROV/GRACE
PRECINCT COMMITTEEMAN 1055					
Vote for 1					
(WITH 1 OF 1 PRECINCTS COUNTED)					
Harvey E. Huckstep	29	100.00	28	1	0
Total	29		28	1	0
PRECINCT COMMITTEEMAN 1056					
Vote for 1					
(WITH 1 OF 1 PRECINCTS COUNTED)					
NO CANDIDATE FILED	0		0	0	0
PRECINCT COMMITTEEMAN 1057					
Vote for 1					
(WITH 1 OF 1 PRECINCTS COUNTED)					
NO CANDIDATE FILED	0		0	0	0
PRECINCT COMMITTEEMAN 1058					
Vote for 1					
(WITH 1 OF 1 PRECINCTS COUNTED)					
NO CANDIDATE FILED	0		0	0	0
PRECINCT COMMITTEEMAN 1059					
Vote for 1					
(WITH 1 OF 1 PRECINCTS COUNTED)					
NO CANDIDATE FILED	0		0	0	0
PRECINCT COMMITTEEMAN 1060					
Vote for 1					
(WITH 1 OF 1 PRECINCTS COUNTED)					
NO CANDIDATE FILED	0		0	0	0
PRECINCT COMMITTEEMAN 1061					
Vote for 1					
(WITH 1 OF 1 PRECINCTS COUNTED)					
NO CANDIDATE FILED	0		0	0	0
PRECINCT COMMITTEEMAN 1062					
Vote for 1					
(WITH 1 OF 1 PRECINCTS COUNTED)					
NO CANDIDATE FILED	0		0	0	0
PRECINCT COMMITTEEMAN 1063					
Vote for 1					
(WITH 1 OF 1 PRECINCTS COUNTED)					
NO CANDIDATE FILED	0		0	0	0

	TOTAL VOTES	%	ELECTION DAY	CENTRAL COUNT	PROV/GRACE
PRECINCT COMMITTEEMAN 1064					
Vote for 1 (WITH 1 OF 1 PRECINCTS COUNTED)					
NO CANDIDATE FILED	0		0	0	0
PRECINCT COMMITTEEMAN 1101					
Vote for 1 (WITH 1 OF 1 PRECINCTS COUNTED)					
NO CANDIDATE FILED	0		0	0	0
PRECINCT COMMITTEEMAN 1102					
Vote for 1 (WITH 1 OF 1 PRECINCTS COUNTED)					
NO CANDIDATE FILED	0		0	0	0
PRECINCT COMMITTEEMAN 1103					
Vote for 1 (WITH 1 OF 1 PRECINCTS COUNTED)					
NO CANDIDATE FILED	0		0	0	0
PRECINCT COMMITTEEMAN 1104					
Vote for 1 (WITH 1 OF 1 PRECINCTS COUNTED)					
NO CANDIDATE FILED	0		0	0	0
PRECINCT COMMITTEEMAN 1105					
Vote for 1 (WITH 1 OF 1 PRECINCTS COUNTED)					
Jesse Torres	27	100.00	25	2	0
Total	27		25	2	0
PRECINCT COMMITTEEMAN 1106					
Vote for 1 (WITH 1 OF 1 PRECINCTS COUNTED)					
Bradley S. Johnson	14	100.00	14	0	0
Total	14		14	0	0
PRECINCT COMMITTEEMAN 1107					
Vote for 1 (WITH 1 OF 1 PRECINCTS COUNTED)					
NO CANDIDATE FILED	0		0	0	0
PRECINCT COMMITTEEMAN 1108					
Vote for 1 (WITH 1 OF 1 PRECINCTS COUNTED)					
Steve Sly	59	100.00	54	3	2
Total	59		54	3	2

	TOTAL VOTES	%	ELECTION DAY	CENTRAL COUNT	PROV/GRACE
PRECINCT COMMITTEEMAN 1109					
Vote for 1					
(WITH 1 OF 1 PRECINCTS COUNTED)					
NO CANDIDATE FILED	0		0	0	0
PRECINCT COMMITTEEMAN 1110					
Vote for 1					
(WITH 1 OF 1 PRECINCTS COUNTED)					
NO CANDIDATE FILED	0		0	0	0
PRECINCT COMMITTEEMAN 1111					
Vote for 1					
(WITH 1 OF 1 PRECINCTS COUNTED)					
NO CANDIDATE FILED	0		0	0	0
PRECINCT COMMITTEEMAN 1112					
Vote for 1					
(WITH 1 OF 1 PRECINCTS COUNTED)					
Marvin L. Tinsley	77	100.00	70	7	0
Total	77		70	7	0
PRECINCT COMMITTEEMAN 1113					
Vote for 1					
(WITH 1 OF 1 PRECINCTS COUNTED)					
Bill Hogan	58	100.00	50	8	0
Total	58		50	8	0
PRECINCT COMMITTEEMAN 1114					
Vote for 1					
(WITH 1 OF 1 PRECINCTS COUNTED)					
Michael Lewandowski	103	100.00	91	9	3
Total	103		91	9	3
PRECINCT COMMITTEEMAN 1115					
Vote for 1					
(WITH 1 OF 1 PRECINCTS COUNTED)					
NO CANDIDATE FILED	0		0	0	0
PRECINCT COMMITTEEMAN 1116					
Vote for 1					
(WITH 1 OF 1 PRECINCTS COUNTED)					
NO CANDIDATE FILED	0		0	0	0
PRECINCT COMMITTEEMAN 1117					
Vote for 1					
(WITH 1 OF 1 PRECINCTS COUNTED)					
Kelly Turner	53	100.00	46	7	0
Total	53		46	7	0

	TOTAL VOTES	%	ELECTION DAY	CENTRAL COUNT	PROV/GRACE
PRECINCT COMMITTEEMAN 1118					
Vote for 1					
(WITH 1 OF 1 PRECINCTS COUNTED)					
NO CANDIDATE FILED	0		0	0	0
PRECINCT COMMITTEEMAN 1119					
Vote for 1					
(WITH 1 OF 1 PRECINCTS COUNTED)					
NO CANDIDATE FILED	0		0	0	0
PRECINCT COMMITTEEMAN 1120					
Vote for 1					
(WITH 1 OF 1 PRECINCTS COUNTED)					
Mava J. Zilka	89	100.00	85	4	0
Total	89		85	4	0
PRECINCT COMMITTEEMAN 1121					
Vote for 1					
(WITH 1 OF 1 PRECINCTS COUNTED)					
NO CANDIDATE FILED	0		0	0	0
PRECINCT COMMITTEEMAN 1122					
Vote for 1					
(WITH 1 OF 1 PRECINCTS COUNTED)					
Thomas J. Kelly	87	100.00	74	13	0
Total	87		74	13	0
PRECINCT COMMITTEEMAN 1123					
Vote for 1					
(WITH 1 OF 1 PRECINCTS COUNTED)					
NO CANDIDATE FILED	0		0	0	0
PRECINCT COMMITTEEMAN 1124					
Vote for 1					
(WITH 1 OF 1 PRECINCTS COUNTED)					
NO CANDIDATE FILED	0		0	0	0
PRECINCT COMMITTEEMAN 1125					
Vote for 1					
(WITH 1 OF 1 PRECINCTS COUNTED)					
NO CANDIDATE FILED	0		0	0	0
PRECINCT COMMITTEEMAN 1126					
Vote for 1					
(WITH 1 OF 1 PRECINCTS COUNTED)					
Francis Van Jackson	38	100.00	38	0	0
Total	38		38	0	0

	TOTAL VOTES	%	ELECTION DAY	CENTRAL COUNT	PROV/GRACE
PRECINCT COMMITTEEMAN 1127					
Vote for 1					
(WITH 1 OF 1 PRECINCTS COUNTED)					
NO CANDIDATE FILED	0		0	0	0
PRECINCT COMMITTEEMAN 1128					
Vote for 1					
(WITH 1 OF 1 PRECINCTS COUNTED)					
NO CANDIDATE FILED	0		0	0	0
PRECINCT COMMITTEEMAN 1129					
Vote for 1					
(WITH 1 OF 1 PRECINCTS COUNTED)					
NO CANDIDATE FILED	0		0	0	0
PRECINCT COMMITTEEMAN 1130					
Vote for 1					
(WITH 1 OF 1 PRECINCTS COUNTED)					
NO CANDIDATE FILED	0		0	0	0
PRECINCT COMMITTEEMAN 1131					
Vote for 1					
(WITH 1 OF 1 PRECINCTS COUNTED)					
NO CANDIDATE FILED	0		0	0	0
PRECINCT COMMITTEEMAN 1132					
Vote for 1					
(WITH 1 OF 1 PRECINCTS COUNTED)					
NO CANDIDATE FILED	0		0	0	0
PRECINCT COMMITTEEMAN 1133					
Vote for 1					
(WITH 1 OF 1 PRECINCTS COUNTED)					
NO CANDIDATE FILED	0		0	0	0
PRECINCT COMMITTEEMAN 1134					
Vote for 1					
(WITH 1 OF 1 PRECINCTS COUNTED)					
NO CANDIDATE FILED	0		0	0	0
PRECINCT COMMITTEEMAN 1135					
Vote for 1					
(WITH 1 OF 1 PRECINCTS COUNTED)					
Joseph N. Silich	208	100.00	181	25	2
Total	208		181	25	2

	TOTAL VOTES	%	ELECTION DAY	CENTRAL COUNT	PROV/GRACE
PRECINCT COMMITTEEMAN 1136					
Vote for 1					
(WITH 1 OF 1 PRECINCTS COUNTED)					
Daena L. Hinkelman	414	100.00	365	49	0
Total	414		365	49	0
PRECINCT COMMITTEEMAN 1137					
Vote for 1					
(WITH 1 OF 1 PRECINCTS COUNTED)					
NO CANDIDATE FILED	0		0	0	0
PRECINCT COMMITTEEMAN 1201					
Vote for 1					
(WITH 1 OF 1 PRECINCTS COUNTED)					
Valerie Cooper Vorreyer.	99	100.00	89	9	1
Total	99		89	9	1
PRECINCT COMMITTEEMAN 1202					
Vote for 1					
(WITH 1 OF 1 PRECINCTS COUNTED)					
Michael R. Naughton	134	100.00	129	5	0
Total	134		129	5	0
PRECINCT COMMITTEEMAN 1203					
Vote for 1					
(WITH 1 OF 1 PRECINCTS COUNTED)					
Sue Cooper	98	100.00	92	6	0
Total	98		92	6	0
PRECINCT COMMITTEEMAN 1204					
Vote for 1					
(WITH 1 OF 1 PRECINCTS COUNTED)					
NO CANDIDATE FILED	0		0	0	0
PRECINCT COMMITTEEMAN 1205					
Vote for 1					
(WITH 1 OF 1 PRECINCTS COUNTED)					
NO CANDIDATE FILED	0		0	0	0
PRECINCT COMMITTEEMAN 1301					
Vote for 1					
(WITH 1 OF 1 PRECINCTS COUNTED)					
NO CANDIDATE FILED	0		0	0	0
PRECINCT COMMITTEEMAN 1302					
Vote for 1					
(WITH 1 OF 1 PRECINCTS COUNTED)					
NO CANDIDATE FILED	0		0	0	0

	TOTAL VOTES	%	ELECTION DAY	CENTRAL COUNT	PROV/GRACE
PRECINCT COMMITTEEMAN 1303					
Vote for 1					
(WITH 1 OF 1 PRECINCTS COUNTED)					
NO CANDIDATE FILED	0		0	0	0
PRECINCT COMMITTEEMAN 1304					
Vote for 1					
(WITH 1 OF 1 PRECINCTS COUNTED)					
Kenneth W. Kramer.	38	100.00	35	0	3
Total	38		35	0	3
PRECINCT COMMITTEEMAN 1305					
Vote for 1					
(WITH 1 OF 1 PRECINCTS COUNTED)					
NO CANDIDATE FILED	0		0	0	0
PRECINCT COMMITTEEMAN 1306					
Vote for 1					
(WITH 1 OF 1 PRECINCTS COUNTED)					
NO CANDIDATE FILED	0		0	0	0
PRECINCT COMMITTEEMAN 1307					
Vote for 1					
(WITH 1 OF 1 PRECINCTS COUNTED)					
NO CANDIDATE FILED	0		0	0	0
PRECINCT COMMITTEEMAN 1308					
Vote for 1					
(WITH 1 OF 1 PRECINCTS COUNTED)					
NO CANDIDATE FILED	0		0	0	0
PRECINCT COMMITTEEMAN 1309					
Vote for 1					
(WITH 1 OF 1 PRECINCTS COUNTED)					
NO CANDIDATE FILED	0		0	0	0
PRECINCT COMMITTEEMAN 1310					
Vote for 1					
(WITH 1 OF 1 PRECINCTS COUNTED)					
NO CANDIDATE FILED	0		0	0	0
PRECINCT COMMITTEEMAN 1311					
Vote for 1					
(WITH 1 OF 1 PRECINCTS COUNTED)					
NO CANDIDATE FILED	0		0	0	0

	TOTAL VOTES	%	ELECTION DAY	CENTRAL COUNT	PROV/GRACE
PRECINCT COMMITTEEMAN 1312					
Vote for 1					
(WITH 1 OF 1 PRECINCTS COUNTED)					
NO CANDIDATE FILED	0		0	0	0
PRECINCT COMMITTEEMAN 1401					
Vote for 1					
(WITH 1 OF 1 PRECINCTS COUNTED)					
NO CANDIDATE FILED	0		0	0	0
PRECINCT COMMITTEEMAN 1402					
Vote for 1					
(WITH 1 OF 1 PRECINCTS COUNTED)					
Annette Boyd	123	100.00	112	11	0
Total	123		112	11	0
PRECINCT COMMITTEEMAN 1403					
Vote for 1					
(WITH 1 OF 1 PRECINCTS COUNTED)					
Richard J. Kavanagh	134	100.00	123	10	1
Total	134		123	10	1
PRECINCT COMMITTEEMAN 1404					
Vote for 1					
(WITH 1 OF 1 PRECINCTS COUNTED)					
Nicole D. Sanders.	159	100.00	140	18	1
Total	159		140	18	1
PRECINCT COMMITTEEMAN 1405					
Vote for 1					
(WITH 1 OF 1 PRECINCTS COUNTED)					
David B. Medema	144	100.00	135	7	2
Total	144		135	7	2
PRECINCT COMMITTEEMAN 1406					
Vote for 1					
(WITH 1 OF 1 PRECINCTS COUNTED)					
NO CANDIDATE FILED	0		0	0	0
PRECINCT COMMITTEEMAN 1407					
Vote for 1					
(WITH 1 OF 1 PRECINCTS COUNTED)					
Barbara E. Kaupas.	150	100.00	137	13	0
Total	150		137	13	0
PRECINCT COMMITTEEMAN 1408					
Vote for 1					
(WITH 1 OF 1 PRECINCTS COUNTED)					
NO CANDIDATE FILED	0		0	0	0

	TOTAL VOTES	%	ELECTION DAY	CENTRAL COUNT	PROV/GRACE
PRECINCT COMMITTEEMAN 1409					
Vote for 1					
(WITH 1 OF 1 PRECINCTS COUNTED)					
William L. Walker	116	100.00	109	7	0
Total	116		109	7	0
PRECINCT COMMITTEEMAN 1410					
Vote for 1					
(WITH 1 OF 1 PRECINCTS COUNTED)					
Robert Petrungaro	141	100.00	105	35	1
Total	141		105	35	1
PRECINCT COMMITTEEMAN 1411					
Vote for 1					
(WITH 1 OF 1 PRECINCTS COUNTED)					
Mark A. Munizzo	134	100.00	127	7	0
Total	134		127	7	0
PRECINCT COMMITTEEMAN 1412					
Vote for 1					
(WITH 1 OF 1 PRECINCTS COUNTED)					
Larry Wennlund	221	100.00	212	9	0
Total	221		212	9	0
PRECINCT COMMITTEEMAN 1413					
Vote for 1					
(WITH 1 OF 1 PRECINCTS COUNTED)					
NO CANDIDATE FILED	0		0	0	0
PRECINCT COMMITTEEMAN 1414					
Vote for 1					
(WITH 1 OF 1 PRECINCTS COUNTED)					
NO CANDIDATE FILED	0		0	0	0
PRECINCT COMMITTEEMAN 1415					
Vote for 1					
(WITH 1 OF 1 PRECINCTS COUNTED)					
NO CANDIDATE FILED	0		0	0	0
PRECINCT COMMITTEEMAN 1416					
Vote for 1					
(WITH 1 OF 1 PRECINCTS COUNTED)					
Dean DeAngelis	71	100.00	69	2	0
Total	71		69	2	0
PRECINCT COMMITTEEMAN 1417					
Vote for 1					
(WITH 1 OF 1 PRECINCTS COUNTED)					
NO CANDIDATE FILED	0		0	0	0

	TOTAL VOTES	%	ELECTION DAY	CENTRAL COUNT	PROV/GRACE
PRECINCT COMMITTEEMAN 1418					
Vote for 1					
(WITH 1 OF 1 PRECINCTS COUNTED)					
Martin J. Boban	85	100.00	80	5	0
Total	85		80	5	0
PRECINCT COMMITTEEMAN 1419					
Vote for 1					
(WITH 1 OF 1 PRECINCTS COUNTED)					
NO CANDIDATE FILED	0		0	0	0
PRECINCT COMMITTEEMAN 1420					
Vote for 1					
(WITH 1 OF 1 PRECINCTS COUNTED)					
David N. Smith.	144	100.00	125	19	0
Total	144		125	19	0
PRECINCT COMMITTEEMAN 1421					
Vote for 1					
(WITH 1 OF 1 PRECINCTS COUNTED)					
Michael Erwin	66	100.00	54	11	1
Total	66		54	11	1
PRECINCT COMMITTEEMAN 1422					
Vote for 1					
(WITH 1 OF 1 PRECINCTS COUNTED)					
Terry Heenan	158	100.00	144	12	2
Total	158		144	12	2
PRECINCT COMMITTEEMAN 1423					
Vote for 1					
(WITH 1 OF 1 PRECINCTS COUNTED)					
NO CANDIDATE FILED	0		0	0	0
PRECINCT COMMITTEEMAN 1424					
Vote for 1					
(WITH 1 OF 1 PRECINCTS COUNTED)					
Chris Kosel.	169	100.00	161	6	2
Total	169		161	6	2
PRECINCT COMMITTEEMAN 1425					
Vote for 1					
(WITH 1 OF 1 PRECINCTS COUNTED)					
NO CANDIDATE FILED	0		0	0	0
PRECINCT COMMITTEEMAN 1426					
Vote for 1					
(WITH 1 OF 1 PRECINCTS COUNTED)					
Cory D. Lund	74	100.00	74	0	0
Total	74		74	0	0

	TOTAL VOTES	%	ELECTION DAY	CENTRAL COUNT	PROV/GRACE
PRECINCT COMMITTEEMAN 1427					
Vote for 1 (WITH 1 OF 1 PRECINCTS COUNTED)					
NO CANDIDATE FILED	0		0	0	0
PRECINCT COMMITTEEMAN 1428					
Vote for 1 (WITH 1 OF 1 PRECINCTS COUNTED)					
NO CANDIDATE FILED	0		0	0	0
PRECINCT COMMITTEEMAN 1429					
Vote for 1 (WITH 1 OF 1 PRECINCTS COUNTED)					
William H. Byerley, III.	74	100.00	71	3	0
Total	74		71	3	0
PRECINCT COMMITTEEMAN 1430					
Vote for 1 (WITH 1 OF 1 PRECINCTS COUNTED)					
NO CANDIDATE FILED	0		0	0	0
PRECINCT COMMITTEEMAN 1501					
Vote for 1 (WITH 1 OF 1 PRECINCTS COUNTED)					
Richard H. Reichert	202	100.00	196	6	0
Total	202		196	6	0
PRECINCT COMMITTEEMAN 1502					
Vote for 1 (WITH 1 OF 1 PRECINCTS COUNTED)					
NO CANDIDATE FILED	0		0	0	0
PRECINCT COMMITTEEMAN 1503					
Vote for 1 (WITH 1 OF 1 PRECINCTS COUNTED)					
Lloyd D. Collins	132	100.00	119	12	1
Total	132		119	12	1
PRECINCT COMMITTEEMAN 1601					
Vote for 1 (WITH 1 OF 1 PRECINCTS COUNTED)					
Daniel D. Rippy	126	100.00	111	13	2
Total	126		111	13	2
PRECINCT COMMITTEEMAN 1602					
Vote for 1 (WITH 1 OF 1 PRECINCTS COUNTED)					
Margie Bonuchi	78	100.00	68	10	0
Total	78		68	10	0

	TOTAL VOTES	%	ELECTION DAY	CENTRAL COUNT	PROV/GRACE
PRECINCT COMMITTEEMAN 1603					
Vote for 1					
(WITH 1 OF 1 PRECINCTS COUNTED)					
George M. Milton	45	50.00	42	3	0
Todd Funk	45	50.00	42	3	0
Total	90		84	6	0
PRECINCT COMMITTEEMAN 1604					
Vote for 1					
(WITH 1 OF 1 PRECINCTS COUNTED)					
Wesley W. Williams	96	100.00	90	5	1
Total	96		90	5	1
PRECINCT COMMITTEEMAN 1605					
Vote for 1					
(WITH 1 OF 1 PRECINCTS COUNTED)					
NO CANDIDATE FILED	0		0	0	0
WRITE-IN.	18	100.00	17	1	0
Total	18		17	1	0
PRECINCT COMMITTEEMAN 1606					
Vote for 1					
(WITH 1 OF 1 PRECINCTS COUNTED)					
NO CANDIDATE FILED	0		0	0	0
PRECINCT COMMITTEEMAN 1607					
Vote for 1					
(WITH 1 OF 1 PRECINCTS COUNTED)					
NO CANDIDATE FILED	0		0	0	0
PRECINCT COMMITTEEMAN 1608					
Vote for 1					
(WITH 1 OF 1 PRECINCTS COUNTED)					
Peter Steinys	201	100.00	191	9	1
Total	201		191	9	1
PRECINCT COMMITTEEMAN 1609					
Vote for 1					
(WITH 1 OF 1 PRECINCTS COUNTED)					
NO CANDIDATE FILED	0		0	0	0
PRECINCT COMMITTEEMAN 1610					
Vote for 1					
(WITH 1 OF 1 PRECINCTS COUNTED)					
Ernest C. Knight	69	100.00	55	13	1
Total	69		55	13	1

	TOTAL VOTES	%	ELECTION DAY	CENTRAL COUNT	PROV/GRACE
PRECINCT COMMITTEEMAN 1611					
Vote for 1					
(WITH 1 OF 1 PRECINCTS COUNTED)					
James R. Andel	92	100.00	86	5	1
Total	92		86	5	1
PRECINCT COMMITTEEMAN 1612					
Vote for 1					
(WITH 1 OF 1 PRECINCTS COUNTED)					
Nicholas Onyszcak	62	100.00	61	1	0
Total	62		61	1	0
PRECINCT COMMITTEEMAN 1613					
Vote for 1					
(WITH 1 OF 1 PRECINCTS COUNTED)					
Casey Gorham	67	100.00	65	2	0
Total	67		65	2	0
PRECINCT COMMITTEEMAN 1614					
Vote for 1					
(WITH 1 OF 1 PRECINCTS COUNTED)					
Roger Wurster	45	36.59	45	0	0
Joseph Wright	78	63.41	77	0	1
Total	123		122	0	1
PRECINCT COMMITTEEMAN 1615					
Vote for 1					
(WITH 1 OF 1 PRECINCTS COUNTED)					
NO CANDIDATE FILED	0		0	0	0
PRECINCT COMMITTEEMAN 1616					
Vote for 1					
(WITH 1 OF 1 PRECINCTS COUNTED)					
Mark Batinick	109	100.00	99	9	1
Total	109		99	9	1
PRECINCT COMMITTEEMAN 1617					
Vote for 1					
(WITH 1 OF 1 PRECINCTS COUNTED)					
NO CANDIDATE FILED	0		0	0	0
PRECINCT COMMITTEEMAN 1618					
Vote for 1					
(WITH 1 OF 1 PRECINCTS COUNTED)					
NO CANDIDATE FILED	0		0	0	0

	TOTAL VOTES	%	ELECTION DAY	CENTRAL COUNT	PROV/GRACE
PRECINCT COMMITTEEMAN 1619					
Vote for 1					
(WITH 1 OF 1 PRECINCTS COUNTED)					
NO CANDIDATE FILED	0		0	0	0
PRECINCT COMMITTEEMAN 1620					
Vote for 1					
(WITH 1 OF 1 PRECINCTS COUNTED)					
Ken McCafferty.	55	100.00	54	1	0
Total	55		54	1	0
PRECINCT COMMITTEEMAN 1621					
Vote for 1					
(WITH 1 OF 1 PRECINCTS COUNTED)					
NO CANDIDATE FILED	0		0	0	0
PRECINCT COMMITTEEMAN 1622					
Vote for 1					
(WITH 1 OF 1 PRECINCTS COUNTED)					
Douglas Sandstrom.	118	100.00	107	11	0
Total	118		107	11	0
PRECINCT COMMITTEEMAN 1623					
Vote for 1					
(WITH 1 OF 1 PRECINCTS COUNTED)					
Steve Gawron	42	100.00	42	0	0
Total	42		42	0	0
PRECINCT COMMITTEEMAN 1624					
Vote for 1					
(WITH 1 OF 1 PRECINCTS COUNTED)					
Vic Wildenradt.	56	100.00	51	5	0
Total	56		51	5	0
PRECINCT COMMITTEEMAN 1625					
Vote for 1					
(WITH 1 OF 1 PRECINCTS COUNTED)					
Joe MacDonald	63	100.00	60	3	0
Total	63		60	3	0
PRECINCT COMMITTEEMAN 1626					
Vote for 1					
(WITH 1 OF 1 PRECINCTS COUNTED)					
Phillip C. Farmer, Jr.	101	100.00	92	9	0
Total	101		92	9	0

	TOTAL VOTES	%	ELECTION DAY	CENTRAL COUNT	PROV/GRACE
PRECINCT COMMITTEEMAN 1627					
Vote for 1 (WITH 1 OF 1 PRECINCTS COUNTED)					
Ken Majetich	81	100.00	76	5	0
Total	81		76	5	0
PRECINCT COMMITTEEMAN 1628					
Vote for 1 (WITH 1 OF 1 PRECINCTS COUNTED)					
Matthew C. Starr	27	22.31	25	2	0
Janet Silosky	94	77.69	86	8	0
Total	121		111	10	0
PRECINCT COMMITTEEMAN 1629					
Vote for 1 (WITH 1 OF 1 PRECINCTS COUNTED)					
John E. Warner	20	100.00	20	0	0
Total	20		20	0	0
PRECINCT COMMITTEEMAN 1630					
Vote for 1 (WITH 1 OF 1 PRECINCTS COUNTED)					
Susan Styczynski	24	100.00	24	0	0
Total	24		24	0	0
PRECINCT COMMITTEEMAN 1631					
Vote for 1 (WITH 1 OF 1 PRECINCTS COUNTED)					
NO CANDIDATE FILED	0		0	0	0
PRECINCT COMMITTEEMAN 1632					
Vote for 1 (WITH 1 OF 1 PRECINCTS COUNTED)					
Steve Cammack	84	100.00	76	6	2
Total	84		76	6	2
PRECINCT COMMITTEEMAN 1633					
Vote for 1 (WITH 1 OF 1 PRECINCTS COUNTED)					
Timothy Kraulidis	61	100.00	58	2	1
Total	61		58	2	1
PRECINCT COMMITTEEMAN 1634					
Vote for 1 (WITH 1 OF 1 PRECINCTS COUNTED)					
John Iacobucci	31	100.00	28	3	0
Total	31		28	3	0

	TOTAL VOTES	%	ELECTION DAY	CENTRAL COUNT	PROV/GRACE
PRECINCT COMMITTEEMAN 1635					
Vote for 1					
(WITH 1 OF 1 PRECINCTS COUNTED)					
Tony Fremarek	158	100.00	148	9	1
Total	158		148	9	1
PRECINCT COMMITTEEMAN 1636					
Vote for 1					
(WITH 1 OF 1 PRECINCTS COUNTED)					
NO CANDIDATE FILED	0		0	0	0
PRECINCT COMMITTEEMAN 1637					
Vote for 1					
(WITH 1 OF 1 PRECINCTS COUNTED)					
Ilna Vaughn	56	100.00	56	0	0
Total	56		56	0	0
PRECINCT COMMITTEEMAN 1638					
Vote for 1					
(WITH 1 OF 1 PRECINCTS COUNTED)					
John F. Argodelis	115	100.00	104	11	0
Total	115		104	11	0
PRECINCT COMMITTEEMAN 1639					
Vote for 1					
(WITH 1 OF 1 PRECINCTS COUNTED)					
John Neville	95	100.00	87	8	0
Total	95		87	8	0
PRECINCT COMMITTEEMAN 1640					
Vote for 1					
(WITH 1 OF 1 PRECINCTS COUNTED)					
Colleen Percy	85	100.00	79	5	1
Total	85		79	5	1
PRECINCT COMMITTEEMAN 1641					
Vote for 1					
(WITH 1 OF 1 PRECINCTS COUNTED)					
Charles H. Willard	71	100.00	71	0	0
Total	71		71	0	0
PRECINCT COMMITTEEMAN 1642					
Vote for 1					
(WITH 1 OF 1 PRECINCTS COUNTED)					
NO CANDIDATE FILED	0		0	0	0

	TOTAL VOTES	%	ELECTION DAY	CENTRAL COUNT	PROV/GRACE
PRECINCT COMMITTEEMAN 1643					
Vote for 1					
(WITH 1 OF 1 PRECINCTS COUNTED)					
NO CANDIDATE FILED	0		0	0	0
PRECINCT COMMITTEEMAN 1644					
Vote for 1					
(WITH 1 OF 1 PRECINCTS COUNTED)					
NO CANDIDATE FILED	0		0	0	0
PRECINCT COMMITTEEMAN 1645					
Vote for 1					
(WITH 1 OF 1 PRECINCTS COUNTED)					
Joe Kordik	93	100.00	88	5	0
Total	93		88	5	0
PRECINCT COMMITTEEMAN 1646					
Vote for 1					
(WITH 1 OF 1 PRECINCTS COUNTED)					
Robert Allen	52	100.00	48	4	0
Total	52		48	4	0
PRECINCT COMMITTEEMAN 1701					
Vote for 1					
(WITH 1 OF 1 PRECINCTS COUNTED)					
NO CANDIDATE FILED	0		0	0	0
PRECINCT COMMITTEEMAN 1702					
Vote for 1					
(WITH 1 OF 1 PRECINCTS COUNTED)					
Vincent Ted Van Duyme	56	100.00	53	2	1
Total	56		53	2	1
PRECINCT COMMITTEEMAN 1703					
Vote for 1					
(WITH 1 OF 1 PRECINCTS COUNTED)					
NO CANDIDATE FILED	0		0	0	0
PRECINCT COMMITTEEMAN 1704					
Vote for 1					
(WITH 1 OF 1 PRECINCTS COUNTED)					
Elizabeth (Liz) Walsh	59	100.00	58	1	0
Total	59		58	1	0
PRECINCT COMMITTEEMAN 1705					
Vote for 1					
(WITH 1 OF 1 PRECINCTS COUNTED)					
NO CANDIDATE FILED	0		0	0	0

	TOTAL VOTES	%	ELECTION DAY	CENTRAL COUNT	PROV/GRACE
PRECINCT COMMITTEEMAN 1801					
Vote for 1					
(WITH 1 OF 1 PRECINCTS COUNTED)					
Owen T. McCarthy	131	100.00	114	16	1
Total	131		114	16	1
PRECINCT COMMITTEEMAN 1802					
Vote for 1					
(WITH 1 OF 1 PRECINCTS COUNTED)					
Ronald B. Colaric.	98	100.00	86	11	1
Total	98		86	11	1
PRECINCT COMMITTEEMAN 1803					
Vote for 1					
(WITH 1 OF 1 PRECINCTS COUNTED)					
Carol Walden	44	43.56	34	9	1
Sharon J. Hicks	57	56.44	49	5	3
Total	101		83	14	4
PRECINCT COMMITTEEMAN 1804					
Vote for 1					
(WITH 1 OF 1 PRECINCTS COUNTED)					
Jackie Akin.	109	100.00	93	16	0
Total	109		93	16	0
PRECINCT COMMITTEEMAN 1805					
Vote for 1					
(WITH 1 OF 1 PRECINCTS COUNTED)					
NO CANDIDATE FILED	0		0	0	0
PRECINCT COMMITTEEMAN 1806					
Vote for 1					
(WITH 1 OF 1 PRECINCTS COUNTED)					
NO CANDIDATE FILED	0		0	0	0
PRECINCT COMMITTEEMAN 1807					
Vote for 1					
(WITH 1 OF 1 PRECINCTS COUNTED)					
Dorothy "Dottie" MacQueen	77	100.00	65	11	1
Total	77		65	11	1
PRECINCT COMMITTEEMAN 1808					
Vote for 1					
(WITH 1 OF 1 PRECINCTS COUNTED)					
Kristin D. Ethridge	159	100.00	137	19	3
Total	159		137	19	3

	TOTAL VOTES	%	ELECTION DAY	CENTRAL COUNT	PROV/GRACE
PRECINCT COMMITTEEMAN 1809					
Vote for 1					
(WITH 1 OF 1 PRECINCTS COUNTED)					
Robert J. Robinson	106	100.00	101	5	0
Total	106		101	5	0
PRECINCT COMMITTEEMAN 1810					
Vote for 1					
(WITH 1 OF 1 PRECINCTS COUNTED)					
Judith A. Salman	106	100.00	99	6	1
Total	106		99	6	1
PRECINCT COMMITTEEMAN 1811					
Vote for 1					
(WITH 1 OF 1 PRECINCTS COUNTED)					
Thomas R. Ward	252	100.00	209	38	5
Total	252		209	38	5
PRECINCT COMMITTEEMAN 1812					
Vote for 1					
(WITH 1 OF 1 PRECINCTS COUNTED)					
Anne Carney	83	100.00	75	8	0
Total	83		75	8	0
PRECINCT COMMITTEEMAN 1813					
Vote for 1					
(WITH 1 OF 1 PRECINCTS COUNTED)					
NO CANDIDATE FILED	0		0	0	0
PRECINCT COMMITTEEMAN 1814					
Vote for 1					
(WITH 1 OF 1 PRECINCTS COUNTED)					
NO CANDIDATE FILED	0		0	0	0
PRECINCT COMMITTEEMAN 1815					
Vote for 1					
(WITH 1 OF 1 PRECINCTS COUNTED)					
NO CANDIDATE FILED	0		0	0	0
PRECINCT COMMITTEEMAN 1816					
Vote for 1					
(WITH 1 OF 1 PRECINCTS COUNTED)					
Jim Alaimo	162	100.00	150	6	6
Total	162		150	6	6
PRECINCT COMMITTEEMAN 1817					
Vote for 1					
(WITH 1 OF 1 PRECINCTS COUNTED)					
NO CANDIDATE FILED	0		0	0	0

	TOTAL VOTES	%	ELECTION DAY	CENTRAL COUNT	PROV/GRACE
PRECINCT COMMITTEEMAN 1818					
Vote for 1					
(WITH 1 OF 1 PRECINCTS COUNTED)					
NO CANDIDATE FILED	0		0	0	0
PRECINCT COMMITTEEMAN 1819					
Vote for 1					
(WITH 1 OF 1 PRECINCTS COUNTED)					
Kevin A. Fitzgerald	123	100.00	102	20	1
Total	123		102	20	1
PRECINCT COMMITTEEMAN 1820					
Vote for 1					
(WITH 1 OF 1 PRECINCTS COUNTED)					
David A. Marchio	37	31.09	36	1	0
William P. Maguire	82	68.91	76	6	0
Total	119		112	7	0
PRECINCT COMMITTEEMAN 1821					
Vote for 1					
(WITH 1 OF 1 PRECINCTS COUNTED)					
Jim McFarland	87	100.00	79	8	0
Total	87		79	8	0
PRECINCT COMMITTEEMAN 1822					
Vote for 1					
(WITH 1 OF 1 PRECINCTS COUNTED)					
Bryan W. Kopman	86	100.00	75	7	4
Total	86		75	7	4
PRECINCT COMMITTEEMAN 1823					
Vote for 1					
(WITH 1 OF 1 PRECINCTS COUNTED)					
NO CANDIDATE FILED	0		0	0	0
PRECINCT COMMITTEEMAN 1824					
Vote for 1					
(WITH 1 OF 1 PRECINCTS COUNTED)					
NO CANDIDATE FILED	0		0	0	0
PRECINCT COMMITTEEMAN 1825					
Vote for 1					
(WITH 1 OF 1 PRECINCTS COUNTED)					
Joseph D. Baltz	79	100.00	66	11	2
Total	79		66	11	2

	TOTAL VOTES	%	ELECTION DAY	CENTRAL COUNT	PROV/GRACE
PRECINCT COMMITTEEMAN 1826					
Vote for 1					
(WITH 1 OF 1 PRECINCTS COUNTED)					
NO CANDIDATE FILED	0		0	0	0
PRECINCT COMMITTEEMAN 1827					
Vote for 1					
(WITH 1 OF 1 PRECINCTS COUNTED)					
Steve Orlando	65	100.00	65	0	0
Total	65		65	0	0
PRECINCT COMMITTEEMAN 1828					
Vote for 1					
(WITH 1 OF 1 PRECINCTS COUNTED)					
George E. Muentnich	177	100.00	156	19	2
Total	177		156	19	2
PRECINCT COMMITTEEMAN 1829					
Vote for 1					
(WITH 1 OF 1 PRECINCTS COUNTED)					
NO CANDIDATE FILED	0		0	0	0
PRECINCT COMMITTEEMAN 1830					
Vote for 1					
(WITH 1 OF 1 PRECINCTS COUNTED)					
NO CANDIDATE FILED	0		0	0	0
PRECINCT COMMITTEEMAN 1901					
Vote for 1					
(WITH 1 OF 1 PRECINCTS COUNTED)					
Teresa A. Peterson	114	100.00	106	8	0
Total	114		106	8	0
PRECINCT COMMITTEEMAN 1902					
Vote for 1					
(WITH 1 OF 1 PRECINCTS COUNTED)					
Barbara "Bobbie" Peterson	81	100.00	74	7	0
Total	81		74	7	0
PRECINCT COMMITTEEMAN 1903					
Vote for 1					
(WITH 1 OF 1 PRECINCTS COUNTED)					
NO CANDIDATE FILED	0		0	0	0
PRECINCT COMMITTEEMAN 1904					
Vote for 1					
(WITH 1 OF 1 PRECINCTS COUNTED)					
Sandra Sweeney	152	100.00	143	8	1
Total	152		143	8	1

	TOTAL VOTES	%	ELECTION DAY	CENTRAL COUNT	PROV/GRACE
PRECINCT COMMITTEEMAN 2001					
Vote for 1					
(WITH 1 OF 1 PRECINCTS COUNTED)					
Ben R. Galyon	45	37.19	38	7	0
Park A. Hollenbeck	76	62.81	73	3	0
Total	121		111	10	0
PRECINCT COMMITTEEMAN 2002					
Vote for 1					
(WITH 1 OF 1 PRECINCTS COUNTED)					
NO CANDIDATE FILED	0		0	0	0
PRECINCT COMMITTEEMAN 2101					
Vote for 1					
(WITH 1 OF 1 PRECINCTS COUNTED)					
Susan J. Haase.	121	100.00	104	14	3
Total	121		104	14	3
PRECINCT COMMITTEEMAN 2102					
Vote for 1					
(WITH 1 OF 1 PRECINCTS COUNTED)					
NO CANDIDATE FILED	0		0	0	0
PRECINCT COMMITTEEMAN 2103					
Vote for 1					
(WITH 1 OF 1 PRECINCTS COUNTED)					
Timothy J. Belgio.	73	100.00	68	5	0
Total	73		68	5	0
PRECINCT COMMITTEEMAN 2104					
Vote for 1					
(WITH 1 OF 1 PRECINCTS COUNTED)					
Charles "Chuck" Maher	157	100.00	150	4	3
Total	157		150	4	3
PRECINCT COMMITTEEMAN 2105					
Vote for 1					
(WITH 1 OF 1 PRECINCTS COUNTED)					
Sharon Gorrell.	124	100.00	118	5	1
Total	124		118	5	1
PRECINCT COMMITTEEMAN 2106					
Vote for 1					
(WITH 1 OF 1 PRECINCTS COUNTED)					
NO CANDIDATE FILED	0		0	0	0

	TOTAL VOTES	%	ELECTION DAY	CENTRAL COUNT	PROV/GRACE
PRECINCT COMMITTEEMAN 2107					
Vote for 1					
(WITH 1 OF 1 PRECINCTS COUNTED)					
Roger W. Sheeman	103	100.00	100	2	1
Total	103		100	2	1
PRECINCT COMMITTEEMAN 2108					
Vote for 1					
(WITH 1 OF 1 PRECINCTS COUNTED)					
Chuck Kern	75	100.00	68	7	0
Total	75		68	7	0
PRECINCT COMMITTEEMAN 2109					
Vote for 1					
(WITH 1 OF 1 PRECINCTS COUNTED)					
Ari J. Rosenthal	113	100.00	100	12	1
Total	113		100	12	1
PRECINCT COMMITTEEMAN 2110					
Vote for 1					
(WITH 1 OF 1 PRECINCTS COUNTED)					
John Nania	152	100.00	143	8	1
Total	152		143	8	1
PRECINCT COMMITTEEMAN 2111					
Vote for 1					
(WITH 1 OF 1 PRECINCTS COUNTED)					
Dawn M. Pelter	115	100.00	110	5	0
Total	115		110	5	0
PRECINCT COMMITTEEMAN 2112					
Vote for 1					
(WITH 1 OF 1 PRECINCTS COUNTED)					
Suzanne Hart	104	100.00	97	7	0
Total	104		97	7	0
PRECINCT COMMITTEEMAN 2113					
Vote for 1					
(WITH 1 OF 1 PRECINCTS COUNTED)					
Jim Shehee	97	100.00	89	8	0
Total	97		89	8	0
PRECINCT COMMITTEEMAN 2114					
Vote for 1					
(WITH 1 OF 1 PRECINCTS COUNTED)					
Kelli L. Lord	97	100.00	86	8	3
Total	97		86	8	3

	TOTAL VOTES	%	ELECTION DAY	CENTRAL COUNT	PROV/GRACE
PRECINCT COMMITTEEMAN 2115					
Vote for 1					
(WITH 1 OF 1 PRECINCTS COUNTED)					
Tricia Tillotson	56	100.00	53	2	1
Total	56		53	2	1
PRECINCT COMMITTEEMAN 2116					
Vote for 1					
(WITH 1 OF 1 PRECINCTS COUNTED)					
NO CANDIDATE FILED	0		0	0	0
PRECINCT COMMITTEEMAN 2117					
Vote for 1					
(WITH 1 OF 1 PRECINCTS COUNTED)					
Todd A. Morse	116	100.00	105	11	0
Total	116		105	11	0
PRECINCT COMMITTEEMAN 2118					
Vote for 1					
(WITH 1 OF 1 PRECINCTS COUNTED)					
NO CANDIDATE FILED	0		0	0	0
PRECINCT COMMITTEEMAN 2119					
Vote for 1					
(WITH 1 OF 1 PRECINCTS COUNTED)					
Terri A. Wintermute	89	100.00	88	1	0
Total	89		88	1	0
PRECINCT COMMITTEEMAN 2120					
Vote for 1					
(WITH 1 OF 1 PRECINCTS COUNTED)					
Dayton Jarnagin	42	56.00	39	3	0
Aatif Rahman	33	44.00	29	3	1
Total	75		68	6	1
PRECINCT COMMITTEEMAN 2121					
Vote for 1					
(WITH 1 OF 1 PRECINCTS COUNTED)					
Kamala L. Martinez	148	100.00	133	13	2
Total	148		133	13	2
PRECINCT COMMITTEEMAN 2122					
Vote for 1					
(WITH 1 OF 1 PRECINCTS COUNTED)					
NO CANDIDATE FILED	0		0	0	0

	TOTAL VOTES	%	ELECTION DAY	CENTRAL COUNT	PROV/GRACE
PRECINCT COMMITTEEMAN 2123					
Vote for 1 (WITH 1 OF 1 PRECINCTS COUNTED)					
Lisa A. Kunkes.	91	100.00	88	3	0
Total	91		88	3	0
PRECINCT COMMITTEEMAN 2124					
Vote for 1 (WITH 1 OF 1 PRECINCTS COUNTED)					
James DiFiglio.	28	27.18	27	1	0
Robin Ambrosia.	75	72.82	71	4	0
Total	103		98	5	0
PRECINCT COMMITTEEMAN 2125					
Vote for 1 (WITH 1 OF 1 PRECINCTS COUNTED)					
Pat Behymer.	104	100.00	98	6	0
Total	104		98	6	0
PRECINCT COMMITTEEMAN 2126					
Vote for 1 (WITH 1 OF 1 PRECINCTS COUNTED)					
M. Michael "Mike" Reilly	113	100.00	102	11	0
Total	113		102	11	0
PRECINCT COMMITTEEMAN 2127					
Vote for 1 (WITH 1 OF 1 PRECINCTS COUNTED)					
David N. Schaffer.	67	100.00	64	3	0
Total	67		64	3	0
PRECINCT COMMITTEEMAN 2128					
Vote for 1 (WITH 1 OF 1 PRECINCTS COUNTED)					
NO CANDIDATE FILED	0		0	0	0
PRECINCT COMMITTEEMAN 2129					
Vote for 1 (WITH 1 OF 1 PRECINCTS COUNTED)					
NO CANDIDATE FILED	0		0	0	0
PRECINCT COMMITTEEMAN 2130					
Vote for 1 (WITH 1 OF 1 PRECINCTS COUNTED)					
James F. Bergeron.	67	100.00	65	2	0
Total	67		65	2	0

	TOTAL VOTES	%	ELECTION DAY	CENTRAL COUNT	PROV/GRACE
PRECINCT COMMITTEEMAN 2131					
Vote for 1					
(WITH 1 OF 1 PRECINCTS COUNTED)					
David T. Vanalek	84	100.00	76	7	1
Total	84		76	7	1
PRECINCT COMMITTEEMAN 2132					
Vote for 1					
(WITH 1 OF 1 PRECINCTS COUNTED)					
Jim Frost	68	100.00	64	4	0
Total	68		64	4	0
PRECINCT COMMITTEEMAN 2133					
Vote for 1					
(WITH 1 OF 1 PRECINCTS COUNTED)					
Douglas W. Haddad.	64	100.00	60	4	0
Total	64		60	4	0
PRECINCT COMMITTEEMAN 2134					
Vote for 1					
(WITH 1 OF 1 PRECINCTS COUNTED)					
Laurie McPhillips.	186	100.00	158	25	3
Total	186		158	25	3
PRECINCT COMMITTEEMAN 2135					
Vote for 1					
(WITH 1 OF 1 PRECINCTS COUNTED)					
Tracy Reardon	145	100.00	134	9	2
Total	145		134	9	2
PRECINCT COMMITTEEMAN 2136					
Vote for 1					
(WITH 1 OF 1 PRECINCTS COUNTED)					
Diane M. Paxson	75	100.00	63	12	0
Total	75		63	12	0
PRECINCT COMMITTEEMAN 2137					
Vote for 1					
(WITH 1 OF 1 PRECINCTS COUNTED)					
Denise Marie Valdez-Soto Garcia	69	100.00	62	7	0
Total	69		62	7	0
PRECINCT COMMITTEEMAN 2138					
Vote for 1					
(WITH 1 OF 1 PRECINCTS COUNTED)					
Kenn Miller.	114	100.00	101	13	0
Total	114		101	13	0

	TOTAL VOTES	%	ELECTION DAY	CENTRAL COUNT	PROV/GRACE
PRECINCT COMMITTEEMAN 2139					
Vote for 1					
(WITH 1 OF 1 PRECINCTS COUNTED)					
Colleen M. Rotkis.	102	100.00	94	7	1
Total	102		94	7	1
PRECINCT COMMITTEEMAN 2140					
Vote for 1					
(WITH 1 OF 1 PRECINCTS COUNTED)					
NO CANDIDATE FILED	0		0	0	0
PRECINCT COMMITTEEMAN 2201					
Vote for 1					
(WITH 1 OF 1 PRECINCTS COUNTED)					
Matthew L. Zebrowski.	134	57.02	129	3	2
Joel R. Lee.	101	42.98	89	10	2
Total	235		218	13	4
PRECINCT COMMITTEEMAN 2301					
Vote for 1					
(WITH 1 OF 1 PRECINCTS COUNTED)					
Chad Nelson.	33	100.00	31	2	0
Total	33		31	2	0
PRECINCT COMMITTEEMAN 2302					
Vote for 1					
(WITH 1 OF 1 PRECINCTS COUNTED)					
NO CANDIDATE FILED	0		0	0	0
PRECINCT COMMITTEEMAN 2303					
Vote for 1					
(WITH 1 OF 1 PRECINCTS COUNTED)					
Bert Niehls.	110	100.00	92	17	1
Total	110		92	17	1
PRECINCT COMMITTEEMAN 2304					
Vote for 1					
(WITH 1 OF 1 PRECINCTS COUNTED)					
Timothy W. Cragg	58	100.00	46	12	0
Total	58		46	12	0
PRECINCT COMMITTEEMAN 2305					
Vote for 1					
(WITH 1 OF 1 PRECINCTS COUNTED)					
William Weidling	86	100.00	79	7	0
Total	86		79	7	0

	TOTAL VOTES	%	ELECTION DAY	CENTRAL COUNT	PROV/GRACE
PRECINCT COMMITTEEMAN 2401					
Vote for 1					
(WITH 1 OF 1 PRECINCTS COUNTED)					
Lorenzo G. Rossi, Sr.	113	100.00	109	3	1
Total	113		109	3	1

**For City of Aurora details
refer to that section of this book.**



Nancy Schultz Voots

W I L L C O U N T Y C L E R K

A stylized graphic of the American flag, with the stars and stripes rendered in a soft, glowing blue and white color scheme, positioned behind the title text.

**MISCELLANEOUS
REFERENDA**

ABSTRACT OF VOTES

RUN DATE:02/18/10 10:41 AM

CRETE TOWNSHIP
 GENERAL PRIMARY ELECTION
 FEBRUARY 2, 2010

OFFICIAL RESULTS

VOTES PERCENT

VOTES PERCENT

01 = BALLOTS CAST

3,225

CRETE TOWNSHIP

Vote for 1

02 = YES

03 = NO

1,317 43.15

1,735 56.85

	01	02	03
0010 CRETE PCT 001	199	80	116
0011 CRETE PCT 002	186	69	99
0012 CRETE PCT 003	110	39	63
0013 CRETE PCT 004	104	51	50
0014 CRETE PCT 005	50	15	31
0015 CRETE PCT 006	150	54	82
0016 CRETE PCT 007	264	136	106
0017 CRETE PCT 008	265	97	159
0018 CRETE PCT 009	158	43	106
0019 CRETE PCT 010	232	90	136
0020 CRETE PCT 011	241	59	175
0021 CRETE PCT 012	142	75	59
0022 CRETE PCT 013	294	125	147
0023 CRETE PCT 014	270	143	101
0024 CRETE PCT 015	192	107	79
0025 CRETE PCT 016	230	43	183
0026 CRETE PCT 017	138	91	43

I, the undersigned do hereby certify that on February 23, 2010, I canvassed the returns of an election held on February 2, 2010 for CRETE TOWNSHIP and I proclaim that a total of 3,225 voters requested and received ballots and I do further certify that the following Question of Public Policy did receive the number of votes herein recorded and has **FAILED**.

Do you support a decision to build the Peotone Airport?

I further certify that the above is a true and complete Abstract of Votes and was prepared in my presence on February 23, 2010.

Nancy Schultz Voets
 Nancy Schultz Voets, County Clerk
 The County of Will, Illinois

ABSTRACT OF VOTES

RUN DATE:02/18/10 10:41 AM

FRANKFORT PARK DISTRICT
GENERAL PRIMARY ELECTION
FEBRUARY 2, 2010

OFFICIAL RESULTS

VOTES PERCENT

VOTES PERCENT

01 = BALLOTS CAST

3,002

FRANKFORT PARK DISTRICT

Vote for 1

02 = YES

989 35.11

03 = NO

1,828 64.89

01 02 03

0085 FRANKFORT PCT 001	206	71	121
0089 FRANKFORT PCT 005	51	18	26
0091 FRANKFORT PCT 007	176	64	105
0092 FRANKFORT PCT 008	204	72	121
0096 FRANKFORT PCT 012	356	116	223
0097 FRANKFORT PCT 013	210	65	130
0100 FRANKFORT PCT 016	217	75	127
0102 FRANKFORT PCT 018	195	67	116
0107 FRANKFORT PCT 023	159	52	95
0109 FRANKFORT PCT 025	270	89	167
0112 FRANKFORT PCT 028	96	27	61
0113 FRANKFORT PCT 029	13	3	5
0116 FRANKFORT PCT 032	265	74	172
0117 FRANKFORT PCT 033	0	0	0
0118 FRANKFORT PCT 034	136	42	84
0123 FRANKFORT PCT 039	154	58	91
0126 FRANKFORT PCT 042	263	93	159
0127 GREEN GARDEN PCT 001	8	0	8
0129 GREEN GARDEN PCT 003	5	0	4
0270 MONEE PCT 003	18	3	13

I, the undersigned do hereby certify that on February 23, 2010, I canvassed the returns of an election held on February 2, 2010 for FRANKFORT PARK DISTRICT and I proclaim that a total of 3,002 voters requested and received ballots and I do further certify that the following Question of Public Policy did receive the number of votes herein recorded and has **FAILED**.


Shall the limiting rate under the Property Tax Extension Limitation Law for the Frankfort Park District, Will and Cook Counties, Illinois, be increased by an additional amount equal to .03% above the limiting rate for the purpose of paying operating and capital costs for levy year 2008 and be equal to .1507% of the equalized assessed value of the taxable property therein for levy year 2009?

(1) The approximate amount of taxes extendable at the most recently extended limiting rate is \$1,008,787, and the approximate amount of taxes extendable if the proposition is approved is \$1,259,521.

(2) For the 2009 levy year the approximate amount of the additional tax extendable against property containing a single family residence and having a fair market value at the time of the referendum of \$100,000 in Will County is estimated to be \$10.00 and in Cook County is estimated to be \$3.00.

(3) If the proposition is approved, the aggregate extension for 2009 will be determined by the limiting rate set forth in the proposition, rather than the otherwise applicable limiting rate calculated under the provisions of the Property Tax Extension Limitation Law (commonly known as the Property Tax Cap Law).

I further certify that the above is a true and complete Abstract of Votes and was prepared in my presence on February 23, 2010.


Nancy Schultz Koots, County Clerk
The County of Will, Illinois

ABSTRACT OF VOTES

DES PLAINES VLY LIBRARY
GENERAL PRIMARY ELECTION
FEBRUARY 2, 2010

OFFICIAL RESULTS

RUN DATE:02/18/10 10:41 AM

01 = BALLOTS CAST

VOTES PERCENT

9,958

DES PLAINES VALLEY PUBLIC LIBRARY DISTRICT

Vote for 1
02 = YES
03 = NO

VOTES PERCENT

4,997 52.47
4,526 47.53

	01	02	03
0028 DU PAGE PCT 001	220	158	55
0029 DU PAGE PCT 002	133	110	21
0030 DU PAGE PCT 003	148	128	19
0031 DU PAGE PCT 004	177	154	19
0032 DU PAGE PCT 005	153	122	25
0048 DU PAGE PCT 021	181	140	39
0049 DU PAGE PCT 022	102	70	26
0054 DU PAGE PCT 027	0	0	0
0071 DU PAGE PCT 044	407	240	159
0073 DU PAGE PCT 046	138	113	20
0075 DU PAGE PCT 048	188	128	50
0162 JOLIET PCT 001	0	0	0
0177 JOLIET PCT 016	91	52	28
0226 LOCKPORT PCT 001	144	49	84
0227 LOCKPORT PCT 002	139	62	72
0228 LOCKPORT PCT 003	179	67	103
0229 LOCKPORT PCT 004	148	44	98
0230 LOCKPORT PCT 005	89	31	55
0231 LOCKPORT PCT 006	108	38	58
0232 LOCKPORT PCT 007	95	40	44
0233 LOCKPORT PCT 008	211	79	125
0234 LOCKPORT PCT 009	361	123	204
0235 LOCKPORT PCT 010	170	77	88
0236 LOCKPORT PCT 011	112	41	70
0237 LOCKPORT PCT 012	209	100	98
0238 LOCKPORT PCT 013	129	60	60
0239 LOCKPORT PCT 014	219	49	164
0240 LOCKPORT PCT 015	222	81	133
0241 LOCKPORT PCT 016	168	51	110
0242 LOCKPORT PCT 017	145	60	85
0243 LOCKPORT PCT 018	137	53	77
0244 LOCKPORT PCT 019	215	92	115
0245 LOCKPORT PCT 020	227	101	112
0246 LOCKPORT PCT 021	148	35	109
0247 LOCKPORT PCT 022	227	69	147
0248 LOCKPORT PCT 023	182	111	67
0249 LOCKPORT PCT 024	137	103	34
0250 LOCKPORT PCT 025	246	105	131
0251 LOCKPORT PCT 026	116	84	31
0252 LOCKPORT PCT 027	335	178	144
0253 LOCKPORT PCT 028	216	72	130
0254 LOCKPORT PCT 029	135	100	25
0255 LOCKPORT PCT 030	501	264	211
0256 LOCKPORT PCT 031	149	98	41
0257 LOCKPORT PCT 032	117	79	34
0258 LOCKPORT PCT 033	193	111	68
0259 LOCKPORT PCT 034	155	46	103
0260 LOCKPORT PCT 035	528	240	274
0261 LOCKPORT PCT 036	867	402	435
0262 LOCKPORT PCT 037	132	91	35
0324 PLAINFIELD PCT 012	125	58	56
0370 TROY PCT 007	84	38	35

I, the undersigned do hereby certify that on February 23, 2010, I canvassed the returns of an election held on February 2, 2010 for DES PLAINES VALLEY PUBLIC LIBRARY DISTRICT and I proclaim that a total of 9,958 voters requested and received ballots and I do further certify that the following Question of Public Policy did receive the number of votes herein recorded and has **PASSED**.

Shall the bonds of the Des Plaines Valley Public Library District, Will County, Illinois, in the amount of \$23,000,000 be issued for the purpose of renovating or erecting three buildings to be used as libraries, purchasing sites to accommodate such buildings, furnishing necessary equipment for such buildings and acquiring library materials and electronic data storage and retrieval facilities in connection with the construction of such buildings?

I further certify that the above is a true and complete Abstract of Votes and was prepared in my presence on February 23, 2010.

Nancy Schultz Koot
Nancy Schultz Koot, County Clerk
The County of Will, Illinois

ABSTRACT OF VOTES

RUN DATE:02/18/10 10:41 AM

MANHATTAN-ELWOOD LIBRARY
GENERAL PRIMARY ELECTION
FEBRUARY 2, 2010

OFFICIAL RESULTS

01 = BALLOTS CAST

VOTES PERCENT
2,140

MANHATTAN-ELWOOD PUBLIC LIBRARY DISTRICT
Vote for 1
02 = YES
03 = NO


VOTES PERCENT
557 26.91
1,513 73.09

	01	02	03
0158 JACKSON PCT 001	130	40	85
0159 JACKSON PCT 002	210	41	160
0160 JACKSON PCT 003	285	74	197
0161 JACKSON PCT 004	72	21	43
0263 MANHATTAN PCT 001	246	65	175
0264 MANHATTAN PCT 002	348	92	249
0265 MANHATTAN PCT 003	230	60	168
0266 MANHATTAN PCT 004	257	43	205
0267 MANHATTAN PCT 005	362	121	231

I, the undersigned do hereby certify that on February 23, 2010, I canvassed the returns of an election held on February 2, 2010 for MANHATTAN-ELWOOD PUBLIC LIBRARY DISTRICT and I proclaim that a total of 2,140 voters requested and received ballots and I do further certify that the following Question of Public Policy did receive the number of votes herein recorded and has **FAILED**.

Shall the bonds of the Manhattan-Elwood Public Library District, Will County, Illinois, in the amount of \$13,350,000 be issued for the purpose of (i) erecting a building in the Village of Manhattan, Illinois, to be used as a library, furnishing necessary equipment therefor and acquiring library materials (such as books, periodicals, films and recordings) and electronic data storage and retrieval facilities in connection therewith and (ii) remodeling and improving a building in the Village of Elwood, Illinois, to be used as a library and furnishing necessary equipment therefor?

I further certify that the above is a true and complete Abstract of Votes and was prepared in my presence on February 23, 2010.


Nancy Schultz Vots, County Clerk
The County of Will, Illinois

01 = BALLOTS CAST

VOTES PERCENT

4,572

MOKENA SCHOOL DISTRICT NO. 159

Vote for 1

02 = YES

03 = NO

VOTES PERCENT

1,743 39.29

2,693 60.71

	01	02	03
0086 FRANKFORT PCT 002	461	178	268
0087 FRANKFORT PCT 003	384	136	243
0088 FRANKFORT PCT 004	196	73	115
0094 FRANKFORT PCT 010	374	187	174
0098 FRANKFORT PCT 014	314	88	217
0103 FRANKFORT PCT 019	277	124	150
0106 FRANKFORT PCT 022	350	123	224
0108 FRANKFORT PCT 024	291	111	178
0110 FRANKFORT PCT 026	401	143	246
0111 FRANKFORT PCT 027	380	161	215
0112 FRANKFORT PCT 028	236	81	147
0118 FRANKFORT PCT 034	96	40	54
0119 FRANKFORT PCT 035	393	108	248
0122 FRANKFORT PCT 038	286	131	147
0286 NEW LENOX PCT 007	133	59	67

I, the undersigned do hereby certify that on February 23, 2010, I canvassed the returns of an election held on February 2, 2010 for MOKENA SCHOOL DISTRICT NO. 159 and I proclaim that a total of 4,572 voters requested and received ballots and I do further certify that the following Question of Public Policy did receive the number of votes herein recorded and has **FAILED**.


Shall the limiting rate under the Property Tax Extension Limitation Law for Mokena School District Number 159, Will County, Illinois, be increased by an additional amount equal to 0.48% above the limiting rate for the purpose of funding increased educational and other school district expenses for levy year 2008 and be equal to 2.3095% of the equalized assessed value of the taxable property therein for levy year 2010?

(1) The approximate amount of taxes extendable at the most recently extended limiting rate is \$11,501,183, and the approximate amount of taxes extendable if the proposition is approved is \$14,518,711.

(2) For the 2010 levy year, the approximate amount of the additional tax extendable against property containing a single family residence and having a fair market value at the time of the referendum of \$100,000 is estimated to be \$160.

(3) If the proposition is approved, the aggregate extension for 2010 will be determined by the limiting rate set forth in the proposition, rather than the otherwise applicable limiting rate calculated under the provisions of the Property Tax Extension Limitation Law (commonly known as the Property Tax Cap Law).

I further certify that the above is a true and complete Abstract of Votes and was prepared in my presence on February 23, 2010.


 Nancy Schultz, County Clerk
 The County of Will, Illinois

ABSTRACT OF VOTES

RUN DATE:02/18/10 10:41 AM

ROCKDALE SCHOOL DIST 84
GENERAL PRIMARY ELECTION
FEBRUARY 2, 2010

OFFICIAL RESULTS

	VOTES	PERCENT		VOTES	PERCENT
01 = BALLOTS CAST	333		ROCKDALE SCHOOL DISTRICT NO. 84		
			Vote for 1		
			02 = YES	164	52.40
			03 = NO	149	47.60


	01	02	03		

0193 JOLIET PCT 032	173	84	83		
0197 JOLIET PCT 036	103	50	49		
0214 JOLIET PCT 053	6	2	1		
0220 JOLIET PCT 059	51	28	16		

I, the undersigned do hereby certify that on February 23, 2010, I canvassed the returns of an election held on February 2, 2010 for ROCKDALE SCHOOL DISTRICT NO. 84 and I proclaim that a total of 333 voters requested and received ballots and I do further certify that the following Question of Public Policy did receive the number of votes herein recorded and has **PASSED.**

Shall the Board of Education of Rockdale School District Number 84, Will County, Illinois, alter, repair, and equip the Rockdale School Building and issue bonds of said School District to the amount of \$1,500,000 for the purpose of paying the costs thereof?

I further certify that the above is a true and complete Abstract of Votes and was prepared in my presence on February 23, 2010.


 Nancy Schultz Voets, County Clerk
 The County of Will, Illinois

ABSTRACT OF VOTES

RUN DATE:02/18/10 10:41 AM

UNION SCHOOL DIST 81
 GENERAL PRIMARY ELECTION
 FEBRUARY 2, 2010

OFFICIAL RESULTS

	VOTES	PERCENT		VOTES	PERCENT
01 = BALLOTS CAST	230		UNION SCHOOL DISTRICT NO. 81		
			Vote for 1		
			02 = YES	77	35.98
			03 = NO	137	64.02


	01	02	03		

0201 JOLIET PCT 040	27	7	18		
0203 JOLIET PCT 042	39	16	20		
0208 JOLIET PCT 047	79	35	34		
0288 NEW LENOX PCT 009	74	16	57		
0300 NEW LENOX PCT 021	11	3	8		

I, the undersigned do hereby certify that on February 23, 2010, I canvassed the returns of an election held on February 2, 2010 for UNION SCHOOL DISTRICT NO. 81 and I proclaim that a total of 230 voters requested and received ballots and I do further certify that the following Question of Public Policy did receive the number of votes herein recorded and has **FAILED**.

Shall the Board of Education of Union School District Number 81, Will County, Illinois, build and equip an addition to, remove asbestos from and alter, repair and equip the Union Elementary School Building, improve the site thereof and issue bonds of said School District to the amount of \$6,100,000 for the purpose of paying the costs thereof?

I further certify that the above is a true and complete Abstract of Votes and was prepared in my presence on February 23, 2010.


 Nancy Schultz Woods, County Clerk
 The County of Will, Illinois

GENERAL PRIMARY ELECTION
FEBRUARY 2, 2010

VOTES PERCENT

VOTES PERCENT

01 = BALLOTS CAST

97

MOKENA FIRE PROTECTION DISTRICT TRANSFER

Vote for 1

02 = FOR

33 36.26

03 = AGAINST

58 63.74


01	02	03
97	33	58

0119 FRANKFORT PCT 035

I, the undersigned do hereby certify that on February 23, 2010, I canvassed the returns of an election held on February 2, 2010 for MOKENA FIRE PROTECTION DISTRICT TRANSFER and I proclaim that a total of 97 voters requested and received ballots and I do further certify that the following Question of Public Policy did receive the number of votes herein recorded and has **FAILED**.

Should the territory be transferred from the Mokena Fire Protection District to the Orland Fire Protection District, remaining liable for a proportionate share of the bonded indebtedness outstanding as of the date of disconnection, if any, of the Mokena Fire Protection District and also assuming a proportionate share of the bonded indebtedness, if any, of the Orland Fire Protection District?

I further certify that the above is a true and complete Abstract of Votes and was prepared in my presence on February 23, 2010.


Nancy Schultz Voots, County Clerk
The County of Will, Illinois

WILL COUNTY

ABSTRACT OF VOTES

TROY FIRE PROTECTION
GENERAL PRIMARY ELECTION
FEBRUARY 2, 2010

OFFICIAL RESULTS

RUN DATE:02/18/10 10:41 AM

01 = BALLOTS CAST
TROY FIRE PROTECTION DISTRICT REFERENDUM 1
Vote for 1
02 = YES
03 = NO

VOTES PERCENT
2,885
2,428 88.55
314 11.45

TROY FIRE PROTECTION DISTRICT REFERENDUM 2
Vote for 1
04 = YES
05 = NO

VOTES PERCENT
1,679 61.52
1,050 38.48

	01	02	03	04	05
0364 TROY PCT 001	192	158	21	97	81
0365 TROY PCT 002	18	17	1	13	5
0367 TROY PCT 004	53	45	7	25	27
0368 TROY PCT 005	114	103	9	77	35
0370 TROY PCT 007	85	62	13	34	42
0371 TROY PCT 008	103	85	15	66	33
0372 TROY PCT 009	184	164	13	123	54
0373 TROY PCT 010	182	155	22	96	80
0374 TROY PCT 011	479	400	51	281	167
0376 TROY PCT 013	17	14	3	9	7
0377 TROY PCT 014	2	2	0	2	0
0378 TROY PCT 015	153	129	16	83	63
0379 TROY PCT 016	51	45	4	33	14
0380 TROY PCT 017	0	0	0	0	0
0381 TROY PCT 018	269	229	29	167	88
0382 TROY PCT 019	217	177	27	120	82
0383 TROY PCT 020	56	42	10	30	21
0384 TROY PCT 021	33	30	3	19	14
0385 TROY PCT 022	169	138	18	83	72
0387 TROY PCT 024	0	0	0	0	0
0388 TROY PCT 025	177	146	17	111	52
0389 TROY PCT 026	11	9	2	6	5
0391 TROY PCT 028	320	278	33	204	108

I, the undersigned do hereby certify that on February 23, 2010, I canvassed the returns of an election held on February 2, 2010 for TROY FIRE PROTECTION DISTRICT REFERENDUM ONE and I proclaim that a total of 2,887 voters requested and received ballots and I do further certify that the following Question of Public Policy did receive the number of votes herein recorded and has **PASSED**.

Shall the Trustees of the Troy Fire Protection District be elected rather than appointed?

I further certify that the above is a true and complete Abstract of Votes and was prepared in my presence on February 23, 2010.

Nancy Schultz Voots
Nancy Schultz Voots, County Clerk
The County of Will, Illinois

I, the undersigned do hereby certify that on February 23, 2010, I canvassed the returns of an election held on February 2, 2010 for TROY FIRE PROTECTION DISTRICT REFERENDUM TWO and I proclaim that a total of 2,887 voters requested and received ballots and I do further certify that the following Question of Public Policy did receive the number of votes herein recorded and has **PASSED**.

Shall the number of Trustees of the Troy Fire Protection District be increased from 3 to 5?

I further certify that the above is a true and complete Abstract of Votes and was prepared in my presence on February 23, 2010.

Nancy Schultz Voots
Nancy Schultz Voots, County Clerk
The County of Will, Illinois

NUMBERED KEY CANVASS

GENERAL PRIMARY ELECTION
FEBRUARY 2, 2010
KENDALL COUNTY, ILLINOIS

RESULTS w/PROV & ABS 2.16.10

RUN DATE:02/16/10 04:20 PM

REPORT-EL52 PAGE 0141

WITH 2 OF 2 PRECINCTS REPORTING

TROY FPD QUESTION 1

VOTE FOR 1

01 = YES

02 = NO

VOTES PERCENT

2 100.00

0

03 = OVER VOTES

04 = UNDER VOTES

VOTES PERCENT

0

0

01	02	03	04

0901 SEWARD 1	0	0	0
0902 SEWARD 2	2	0	0

0901 SEWARD 1

0902 SEWARD 2

NUMBERED KEY CANVASS

GENERAL PRIMARY ELECTION
FEBRUARY 2, 2010
KENDALL COUNTY, ILLINOIS

RESULTS w/PROV & ABS 2.16.10

RUN DATE:02/16/10 04:20 PM

REPORT-EL52 PAGE 0142

WITH 2 OF 2 PRECINCTS REPORTING

VOTES PERCENT

VOTES PERCENT

TROY FPD QUESTION 2

VOTE FOR 1

01 = YES

02 = NO

2 100.00

0

03 = OVER VOTES

04 = UNDER VOTES

0

0

01	02	03	04	

0	0	0	0	
2	0	0	0	

0901 SEWARD 1

0902 SEWARD 2