



**Nancy Schultz Voots**

**W I L L C O U N T Y C L E R K**

# **GREEN CANVASS**

## **WILL COUNTY GENERAL PRIMARY ELECTION FEBRUARY 2, 2010 JOLIET, ILLINOIS**

**ELECTION SUMMARY  
(INCLUDING CITY OF AURORA RESULTS)  
PRECINCT COMMITTEEMEN  
WRITE-IN VOTE LISTING  
MISCELLANEOUS REFERENDA**



**Nancy Schultz Voots**

**W I L L C O U N T Y C L E R K**

Will County Office Building • 302 N. Chicago Street • Joliet, Illinois 60432

815-740-4794


Fax: 815 • 740 • 4699

Website: [www.willclrk.com](http://www.willclrk.com) E-mail: [coclkr@willcountyillinois.com](mailto:coclkr@willcountyillinois.com)

# CERTIFICATE OF CANVASS RESULTS

State of Illinois }  
County of Will } SS

I, Nancy Schultz Voots, do hereby certify that on February 23, 2010, I canvassed the returns of the General Primary Election held on February 2, 2010 for the County of Will and the foregoing true and complete Abstract of Votes was prepared in my presence in the office of the County Clerk in Will County, this 23<sup>rd</sup> day of February, 2010.

  
\_\_\_\_\_  
Nancy Schultz Voots, County Clerk  
The County of Will, Illinois



**Nancy Schultz Voots**

W I L L C O U N T Y C L E R K



**Green Party**

# **ELECTION SUMMARY**

**(INCLUDING CITY OF AURORA RESULTS)**

ABSTRACT OF VOTES

WILL COUNTY, ILLINOIS  
 GENERAL PRIMARY ELECTION  
 FEBRUARY 2, 2010  
 STATISTICS

OFFICIAL RESULTS

	TOTAL VOTES	%	ELECTION DAY	CENTRAL COUNT	PROV/GRACE	REPORT - EL45A CITY OF AURORA	PAGE 001 TOTAL COMBINED WITH CITY OF AURORA
PRECINCTS COUNTED (OF 446)	446	100.00					
REGISTERED VOTERS - TOTAL	360,651						
BALLOTS CAST - TOTAL	78,185		72,132	5,560	493	815	79,000
BALLOTS CAST - REPUBLICAN	45,589	58.31	41,973	3,327	289	420	46,009
BALLOTS CAST - FEDERAL REPUBLICAN	96	.12	88	5	3		
BALLOTS CAST - DEMOCRATIC	30,787	39.38	28,543	2,056	188	381	31,168
BALLOTS CAST - FEDERAL DEMOCRAT	105	.13	96	7	2		
BALLOTS CAST - GREEN	252	.32	238	12	2	14	266
BALLOTS CAST - FEDERAL GREEN	10	.01	10	0	0		
BALLOTS CAST - NONPARTISAN	1,346	1.72	1,184	153	9		
BALLOTS CAST - BLANK	20	.03	17	3	0		
VOTER TURNOUT - TOTAL		21.68					
VOTER TURNOUT - BLANK		.01					

ABSTRACT OF VOTES

WILL COUNTY, ILLINOIS  
 GENERAL PRIMARY ELECTION  
 FEBRUARY 2, 2010  
 GREEN

OFFICIAL RESULTS

REPORT-EL45A PAGE 001  
 CITY OF AURORA TOTAL  
 COMBINED WITH  
 CITY OF AURORA

	TOTAL VOTES	%	ELECTION DAY	CENTRAL COUNT	PROV/GRACE		
<b>UNITED STATES SENATOR</b>							
Vote for 1							
(WITH 446 OF 446 PRECINCTS COUNTED)							
LeAlan M. Jones . . . . .	241	100.00	227	12	2	14	255
Total . . . . .	241		227	12	2		
<b>GOVERNOR</b>							
Vote for 1							
(WITH 446 OF 446 PRECINCTS COUNTED)							
Rich Whitney . . . . .	237	100.00	224	11	2	3	240
Total . . . . .	237		224	11	2		
<b>LIEUTENANT GOVERNOR</b>							
Vote for 1							
(WITH 446 OF 446 PRECINCTS COUNTED)							
Don W. Crawford . . . . .	224	100.00	211	11	2	3	227
Total . . . . .	224		211	11	2		
<b>ATTORNEY GENERAL</b>							
Vote for 1							
(WITH 446 OF 446 PRECINCTS COUNTED)							
David F. Black . . . . .	226	100.00	213	11	2	3	229
Total . . . . .	226		213	11	2		
<b>SECRETARY OF STATE</b>							
Vote for 1							
(WITH 446 OF 446 PRECINCTS COUNTED)							
Adrian Frost . . . . .	229	100.00	216	11	2	3	232
Total . . . . .	229		216	11	2		
<b>COMPTROLLER</b>							
Vote for 1							
(WITH 446 OF 446 PRECINCTS COUNTED)							
R. Erika Schafer . . . . .	220	100.00	207	11	2	2	222
Total . . . . .	220		207	11	2		
<b>TREASURER</b>							
Vote for 1							
(WITH 446 OF 446 PRECINCTS COUNTED)							
Scott K. Summers . . . . .	226	100.00	213	11	2	2	228
Total . . . . .	226		213	11	2		
<b>REPRESENTATIVE IN CONGRESS 2ND CONGRESSIONAL DISTRICT</b>							
Vote for 1							
(WITH 8 OF 8 PRECINCTS COUNTED)							
Anthony W. Williams . . . . .	3	60.00	3	0	0		
Michael E. Mayden . . . . .	2	40.00	1	1	0		
Total . . . . .	5		4	1	0		

ABSTRACT OF VOTES

WILL COUNTY, ILLINOIS  
 GENERAL PRIMARY ELECTION  
 FEBRUARY 2, 2010  
 GREEN

OFFICIAL RESULTS

REPORT-EL45A

PAGE 002

CITY OF AURORA  
 TOTAL  
 COMBINED WITH  
 CITY OF AURORA

	TOTAL VOTES	%	ELECTION DAY	CENTRAL COUNT	PROV/GRACE		
REPRESENTATIVE IN CONGRESS 11TH CONGRESSIONAL DISTRICT							
Vote for 1							
(WITH 259 OF 259 PRECINCTS COUNTED)							
NO CANDIDATE FILED . . . . .	0		0	0	0		
REPRESENTATIVE IN CONGRESS 13TH CONGRESSIONAL DISTRICT							
Vote for 1							
(WITH 180 OF 180 PRECINCTS COUNTED)							
NO CANDIDATE FILED . . . . .	0		0	0	0	0	0
STATE CENTRAL COMMITTEEWOMAN 2ND CONGRESSIONAL DISTRICT							
Vote for 1							
(WITH 8 OF 8 PRECINCTS COUNTED)							
NO CANDIDATE FILED . . . . .	0		0	0	0		
STATE CENTRAL COMMITTEEMAN 2ND CONGRESSIONAL DISTRICT							
Vote for 1							
(WITH 8 OF 8 PRECINCTS COUNTED)							
NO CANDIDATE FILED . . . . .	0		0	0	0		
STATE CENTRAL COMMITTEEWOMAN 11TH CONGRESSIONAL DISTRICT							
Vote for 1							
(WITH 259 OF 259 PRECINCTS COUNTED)							
Lillian V. "Gini" Lester . . . . .	141	100.00	134	6	1		
Total . . . . .	141		134	6	1		
STATE CENTRAL COMMITTEEMAN 11TH CONGRESSIONAL DISTRICT							
Vote for 1							
(WITH 259 OF 259 PRECINCTS COUNTED)							
NO CANDIDATE FILED . . . . .	0		0	0	0		
STATE CENTRAL COMMITTEEWOMAN 13TH CONGRESSIONAL DISTRICT							
Vote for 1							
(WITH 180 OF 180 PRECINCTS COUNTED)							
NO CANDIDATE FILED . . . . .	0		0	0	0	0	0
STATE CENTRAL COMMITTEEMAN 13TH CONGRESSIONAL DISTRICT							
Vote for 1							
(WITH 180 OF 180 PRECINCTS COUNTED)							
Steve Alesch . . . . .	79	100.00	75	3	1	3	82
Total . . . . .	79		75	3	1		
STATE SENATOR 19TH LEGISLATIVE DISTRICT							
Vote for 1							
(WITH 11 OF 11 PRECINCTS COUNTED)							
NO CANDIDATE FILED . . . . .	0		0	0	0		

ABSTRACT OF VOTES

WILL COUNTY, ILLINOIS  
 GENERAL PRIMARY ELECTION  
 FEBRUARY 2, 2010  
 GREEN

OFFICIAL RESULTS

REPORT - EL45A PAGE 003  
 TOTAL  
 COMBINED WITH  
 CITY OF AURORA

	TOTAL VOTES	%	ELECTION DAY	CENTRAL COUNT	PROV/GRACE
STATE SENATOR 40TH LEGISLATIVE DISTRICT					
Vote for 1					
(WITH 42 OF 42 PRECINCTS COUNTED)					
NO CANDIDATE FILED . . . . .	0		0	0	0
STATE SENATOR 43RD LEGISLATIVE DISTRICT					
Vote for 1					
(WITH 172 OF 172 PRECINCTS COUNTED)					
NO CANDIDATE FILED . . . . .	0		0	0	0
REPRESENTATIVE IN THE GENERAL ASSEMBLY					
37TH REPRESENTATIVE DISTRICT					
Vote for 1					
(WITH 11 OF 11 PRECINCTS COUNTED)					
NO CANDIDATE FILED . . . . .	0		0	0	0
REPRESENTATIVE IN THE GENERAL ASSEMBLY					
48TH REPRESENTATIVE DISTRICT					
Vote for 1					
(WITH 11 OF 11 PRECINCTS COUNTED)					
NO CANDIDATE FILED . . . . .	0		0	0	0
REPRESENTATIVE IN THE GENERAL ASSEMBLY					
75TH REPRESENTATIVE DISTRICT					
Vote for 1					
(WITH 22 OF 22 PRECINCTS COUNTED)					
NO CANDIDATE FILED . . . . .	0		0	0	0
REPRESENTATIVE IN THE GENERAL ASSEMBLY					
79TH REPRESENTATIVE DISTRICT					
Vote for 1					
(WITH 24 OF 24 PRECINCTS COUNTED)					
George Ochsenfeld. . . . .	16	100.00	15	1	0
Total . . . . .	16		15	1	0
REPRESENTATIVE IN THE GENERAL ASSEMBLY					
80TH REPRESENTATIVE DISTRICT					
Vote for 1					
(WITH 20 OF 20 PRECINCTS COUNTED)					
NO CANDIDATE FILED . . . . .	0		0	0	0
REPRESENTATIVE IN THE GENERAL ASSEMBLY					
81ST REPRESENTATIVE DISTRICT					
Vote for 1					
(WITH 90 OF 90 PRECINCTS COUNTED)					
NO CANDIDATE FILED . . . . .	0		0	0	0

ABSTRACT OF VOTES

WILL COUNTY, ILLINOIS  
 GENERAL PRIMARY ELECTION  
 FEBRUARY 2, 2010  
 GREEN

OFFICIAL RESULTS

REPORT-EL45A PAGE 004  
 CITY OF AURORA TOTAL  
 COMBINED WITH  
 CITY OF AURORA

	TOTAL VOTES	%	ELECTION DAY	CENTRAL COUNT	PROV/GRACE		
REPRESENTATIVE IN THE GENERAL ASSEMBLY 82ND REPRESENTATIVE DISTRICT							
Vote for 1 (WITH 3 OF 3 PRECINCTS COUNTED)							
NO CANDIDATE FILED . . . . .	0		0	0	0		
REPRESENTATIVE IN THE GENERAL ASSEMBLY 84TH REPRESENTATIVE DISTRICT							
Vote for 1 (WITH 87 OF 87 PRECINCTS COUNTED)							
NO CANDIDATE FILED . . . . .	0		0	0	0	0	0
REPRESENTATIVE IN THE GENERAL ASSEMBLY 85TH REPRESENTATIVE DISTRICT							
Vote for 1 (WITH 88 OF 88 PRECINCTS COUNTED)							
NO CANDIDATE FILED . . . . .	0		0	0	0		
REPRESENTATIVE IN THE GENERAL ASSEMBLY 86TH REPRESENTATIVE DISTRICT							
Vote for 1 (WITH 84 OF 84 PRECINCTS COUNTED)							
NO CANDIDATE FILED . . . . .	0		0	0	0		
REPRESENTATIVE IN THE GENERAL ASSEMBLY 96TH REPRESENTATIVE DISTRICT							
Vote for 1 (WITH 21 OF 21 PRECINCTS COUNTED)							
NO CANDIDATE FILED . . . . .	0		0	0	0		
COUNTY CLERK							
Vote for 1 (WITH 446 OF 446 PRECINCTS COUNTED)							
NO CANDIDATE FILED . . . . .	0		0	0	0	0	0
COUNTY TREASURER							
Vote for 1 (WITH 446 OF 446 PRECINCTS COUNTED)							
NO CANDIDATE FILED . . . . .	0		0	0	0	0	0
COUNTY SHERIFF							
Vote for 1 (WITH 446 OF 446 PRECINCTS COUNTED)							
NO CANDIDATE FILED . . . . .	0		0	0	0	0	0
REGIONAL SUPERINTENDENT OF SCHOOLS (DU PAGE COUNTY)							
Vote for 1 (WITH 41 OF 41 PRECINCTS COUNTED)							
NO CANDIDATE FILED . . . . .	0		0	0	0		



ABSTRACT OF VOTES

WILL COUNTY, ILLINOIS  
 GENERAL PRIMARY ELECTION  
 FEBRUARY 2, 2010  
 GREEN

OFFICIAL RESULTS

REPORT-EL45A PAGE 005  
 TOTAL  
 COMBINED WITH  
 CITY OF AURORA

	TOTAL VOTES	%	ELECTION DAY	CENTRAL COUNT	PROV/GRACE	CITY OF AURORA	TOTAL COMBINED WITH CITY OF AURORA
REGIONAL SUPERINTENDENT OF SCHOOLS (GRUNDY AND KENDALL COUNTIES)							
Vote for 1 (WITH 4 OF 4 PRECINCTS COUNTED)							
NO CANDIDATE FILED . . . . .	0		0	0	0	0	0
REGIONAL SUPERINTENDENT OF SCHOOLS (IROQUOIS AND KANKAKEE COUNTIES)							
Vote for 1 (WITH 1 OF 1 PRECINCTS COUNTED)							
NO CANDIDATE FILED . . . . .	0		0	0	0		
REGIONAL SUPERINTENDENT OF SCHOOLS (WILL COUNTY)							
Vote for 1 (WITH 413 OF 413 PRECINCTS COUNTED)							
NO CANDIDATE FILED . . . . .	0		0	0	0		
COUNTY BOARD MEMBER DISTRICT 3							
Vote for 3 (WITH 43 OF 43 PRECINCTS COUNTED)							
NO CANDIDATE FILED . . . . .	0		0	0	0	0	0
COUNTY BOARD MEMBER DISTRICT 5							
Vote for 3 (WITH 60 OF 60 PRECINCTS COUNTED)							
NO CANDIDATE FILED . . . . .	0		0	0	0		
COUNTY BOARD MEMBER DISTRICT 8 (UNEXPIRED)							
Vote for 1 (WITH 41 OF 41 PRECINCTS COUNTED)							
NO CANDIDATE FILED . . . . .	0		0	0	0		
COUNTY BOARD MEMBER DISTRICT 9							
Vote for 3 (WITH 44 OF 44 PRECINCTS COUNTED)							
NO CANDIDATE FILED . . . . .	0		0	0	0		
12TH JUDICIAL CIRCUIT (WHITE VACANCY)							
Vote for 1 (WITH 446 OF 446 PRECINCTS COUNTED)							
NO CANDIDATE FILED . . . . .	0		0	0	0	0	0
12TH JUDICIAL SUBCIRCUIT 1 (PETKA VACANCY)							
Vote for 1 (WITH 90 OF 90 PRECINCTS COUNTED)							
NO CANDIDATE FILED . . . . .	0		0	0	0	0	0

ABSTRACT OF VOTES

WILL COUNTY, ILLINOIS  
GENERAL PRIMARY ELECTION  
FEBRUARY 2, 2010  
GREEN

OFFICIAL RESULTS

REPORT-EL45A      PAGE 006  
CITY OF AURORA      TOTAL  
COMBINED WITH  
CITY OF AURORA

	TOTAL VOTES	%	ELECTION DAY	CENTRAL COUNT	PROV/GRACE
12TH JUDICIAL SUBCIRCUIT 3 (A)					
Vote for 1					
(WITH 90 OF 90 PRECINCTS COUNTED)					
NO CANDIDATE FILED . . . . .	0		0	0	0
12TH JUDICIAL SUBCIRCUIT 4 (A)					
Vote for 1					
(WITH 87 OF 87 PRECINCTS COUNTED)					
NO CANDIDATE FILED . . . . .	0		0	0	0
12TH JUDICIAL SUBCIRCUIT 5 (A)					
Vote for 1					
(WITH 100 OF 100 PRECINCTS COUNTED)					
NO CANDIDATE FILED . . . . .	0		0	0	0
12TH JUDICIAL SUBCIRCUIT 5 (B)					
Vote for 1					
(WITH 100 OF 100 PRECINCTS COUNTED)					
NO CANDIDATE FILED . . . . .	0		0	0	0

	TOTAL VOTES	%	ELECTION DAY	CENTRAL COUNT	PROV/GRACE
<b>CRETE TOWNSHIP</b>					
Vote for 1					
(WITH 17 OF 17 PRECINCTS COUNTED)					
YES . . . . .	1,317	43.15	1,250	63	4
NO. . . . .	1,735	56.85	1,645	79	11
Total . . . . .	3,052		2,895	142	15
<b>FRANKFORT PARK DISTRICT</b>					
Vote for 1					
(WITH 20 OF 20 PRECINCTS COUNTED)					
YES . . . . .	989	35.11	932	53	4
NO. . . . .	1,828	64.89	1,654	168	6
Total . . . . .	2,817		2,586	221	10
<b>DES PLAINES VALLEY PUBLIC LIBRARY DISTRICT</b>					
Vote for 1					
(WITH 52 OF 52 PRECINCTS COUNTED)					
YES . . . . .	4,997	52.47	4,637	332	28
NO. . . . .	4,526	47.53	4,063	437	26
Total . . . . .	9,523		8,700	769	54
<b>MANHATTAN-ELWOOD PUBLIC LIBRARY DISTRICT</b>					
Vote for 1					
(WITH 9 OF 9 PRECINCTS COUNTED)					
YES . . . . .	557	26.91	520	34	3
NO. . . . .	1,513	73.09	1,369	139	5
Total . . . . .	2,070		1,889	173	8
<b>MOKENA SCHOOL DISTRICT NO. 159</b>					
Vote for 1					
(WITH 15 OF 15 PRECINCTS COUNTED)					
YES . . . . .	1,743	39.29	1,604	121	18
NO. . . . .	2,693	60.71	2,420	261	12
Total . . . . .	4,436		4,024	382	30
<b>ROCKDALE SCHOOL DISTRICT NO. 84</b>					
Vote for 1					
(WITH 4 OF 4 PRECINCTS COUNTED)					
YES . . . . .	164	52.40	154	6	4
NO. . . . .	149	47.60	141	8	0
Total . . . . .	313		295	14	4
<b>UNION SCHOOL DISTRICT NO. 81</b>					
Vote for 1					
(WITH 5 OF 5 PRECINCTS COUNTED)					
YES . . . . .	77	35.98	71	5	1
NO. . . . .	137	64.02	124	13	0
Total . . . . .	214		195	18	1

	TOTAL VOTES	%	ELECTION DAY	CENTRAL COUNT	PROV/GRACE
MOKENA FIRE PROTECTION DISTRICT TRANSFER					
Vote for 1					
(WITH 1 OF 1 PRECINCTS COUNTED)					
FOR . . . . .	33	36.26	5	28	0
AGAINST . . . . .	58	63.74	9	49	0
Total . . . . .	91		14	77	0
TROY FIRE PROTECTION DISTRICT REFERENDUM 1					
Vote for 1					
(WITH 23 OF 23 PRECINCTS COUNTED)					
YES . . . . .	2,428	88.55	2,114	287	27
NO. . . . .	314	11.45	277	34	3
Total . . . . .	2,742		2,391	321	30
TROY FIRE PROTECTION DISTRICT REFERENDUM 2					
Vote for 1					
(WITH 23 OF 23 PRECINCTS COUNTED)					
YES . . . . .	1,679	61.52	1,434	226	19
NO. . . . .	1,050	38.48	945	93	12
Total . . . . .	2,729		2,379	319	31



**Nancy Schultz Voots**

W I L L C O U N T Y C L E R K



**Green Party**

# **CITY OF AURORA RESULTS**

**SUMMARY &  
PRECINCT DETAILS**

Cards Cast Report  
City of Aurora, IL  
General Primary

Date: Feb 25, 2010  
Time: 10:55 AM  
Page: 1 of 1

District/Reportunit	VGroup1	VGroup2	Ballot	Card	Cast	Voters	Percent
<b>COUNTY</b>							
WILL COUNTY	R	NP			420	5342	7.86
	D	NP			381	5342	7.13
	G	NP			14	5342	0.26
WILL COUNTY - Total	TOTAL	NP			815	5342	15.26
<b>Total</b>							
	R	NP			420	5342	7.86
	D	NP			381	5342	7.13
	G	NP			14	5342	0.26
Total - Total	TOTAL	NP			815	5342	15.26
<b>PRECINCT</b>							
Ward 09 Pct 03	R	NP			50	620	8.06
	D	NP			52	620	8.39
	G	NP			0	620	0.00
Ward 09 Pct 03 - Total	TOTAL	NP			102	620	16.45
Ward 09 Pct 04	R	NP			77	822	9.37
	D	NP			59	822	7.18
	G	NP			0	822	0.00
Ward 09 Pct 04 - Total	TOTAL	NP			136	822	16.55
Ward 09 Pct 05	R	NP			111	1313	8.45
	D	NP			82	1313	6.25
	G	NP			4	1313	0.30
Ward 09 Pct 05 - Total	TOTAL	NP			197	1313	15.00
Ward 09 Pct 06	R	NP			62	814	7.62
	D	NP			61	814	7.49
	G	NP			2	814	0.25
Ward 09 Pct 06 - Total	TOTAL	NP			125	814	15.36
Ward 09 Pct 07	R	NP			73	866	8.43
	D	NP			75	866	8.66
	G	NP			5	866	0.58
Ward 09 Pct 07 - Total	TOTAL	NP			153	866	17.67
Ward 09 Pct 08	R	NP			47	907	5.18
	D	NP			52	907	5.73
	G	NP			3	907	0.33
Ward 09 Pct 08 - Total	TOTAL	NP			102	907	11.25
<b>Total</b>							
	R	NP			420	5342	7.86
	D	NP			381	5342	7.13
	G	NP			14	5342	0.26
Total - Total	TOTAL	NP			815	5342	15.26

**Cards Cast Report  
City of Aurora, IL  
General Primary**

Date: Feb 25, 2010  
Time: 02:37 PM  
Page: 1 of 1

District/Report Unit	VGroup1	VGroup2	Ballot	Card	Cast	Voters	Percent
<b>Jurisdiction Wide</b>							
Ward 09 Pct 03	R	NP	283	283	50	620	8.06
	R	NP	313	313	0	0	-
	D	NP	284	284	52	620	8.39
	D	NP	314	314	0	0	-
	G	NP	285	285	0	620	0.00
	G	NP	315	315	0	0	-
Ward 09 Pct 03 - Total	TOTAL	NP			102	620	16.45
Ward 09 Pct 04	R	NP	286	286	77	822	9.37
	R	NP	313	313	0	0	-
	D	NP	287	287	59	822	7.18
	D	NP	314	314	0	0	-
	G	NP	288	288	0	822	0.00
	G	NP	315	315	0	0	-
Ward 09 Pct 04 - Total	TOTAL	NP			136	822	16.55
Ward 09 Pct 05	R	NP	289	289	111	1313	8.45
	R	NP	313	313	0	0	-
	D	NP	290	290	82	1313	6.25
	D	NP	314	314	0	0	-
	G	NP	291	291	2	1313	0.15
	G	NP	315	315	2	0	-
Ward 09 Pct 05 - Total	TOTAL	NP			197	1313	15.00
Ward 09 Pct 06	R	NP	292	292	61	814	7.49
	R	NP	313	313	1	0	-
	D	NP	293	293	61	814	7.49
	D	NP	314	314	0	0	-
	G	NP	294	294	0	814	0.00
	G	NP	315	315	2	0	-
Ward 09 Pct 06 - Total	TOTAL	NP			125	814	15.36
Ward 09 Pct 07	R	NP	295	295	73	866	8.43
	R	NP	313	313	0	0	-
	D	NP	296	296	75	866	8.66
	D	NP	314	314	0	0	-
	G	NP	297	297	1	866	0.12
	G	NP	315	315	4	0	-
Ward 09 Pct 07 - Total	TOTAL	NP			153	866	17.67
Ward 09 Pct 08	R	NP	298	298	47	907	5.18
	R	NP	313	313	0	0	-
	D	NP	299	299	52	907	5.73
	D	NP	314	314	0	0	-
	G	NP	300	300	0	907	0.00
	G	NP	315	315	3	0	-
Ward 09 Pct 08 - Total	TOTAL	NP			102	907	11.25
Total	R	NP			420	5342	7.86
	D	NP			381	5342	7.13
	G	NP			14	5342	0.26
Total - Total	TOTAL	NP			815	5342	15.26

Official Results  
City of Aurora, IL  
Will County

Date:02/16/10  
Time:15:43:31  
Page:1 of 7

General Primary - February 2, 2010  
All Partisan Races including Precinct Committeeman

Registered Voters 5342 - Cards Cast 815 15.26%

Num. Report Precinct 6 - Num. Reporting 6 100.00%

D UNITED STATES SENATOR		D		Total	
Number of Precincts		6			
Precincts Reporting		6	100.0 %		
Times Counted		381/5342	7.1 %		
Total Votes		375			
ROBERT MARSHALL	D	14	3.73%		
DAVID HOFFMAN	D	127	33.87%		
JACOB J MEISTER	D	5	1.33%		
'ALEXI' GIANNOULIAS	D	152	40.53%		
CHERYLE JACKSON	D	75	20.00%		
Write-in Votes		2	0.53%		

D COMPTROLLER		D		Total	
Number of Precincts		6			
Precincts Reporting		6	100.0 %		
Times Counted		381/5342	7.1 %		
Total Votes		352			
DAVID E MILLER	D	126	35.80%		
S RAJA KRISHNAMOORD	D	209	59.38%		
CLINTON A KRISLOV	D	17	4.83%		

D GOVERNOR		D		Total	
Number of Precincts		6			
Precincts Reporting		6	100.0 %		
Times Counted		381/5342	7.1 %		
Total Votes		371			
PAT QUINN	D	174	46.90%		
DANIEL W HYNES	D	196	52.83%		
Write-in Votes		1	0.27%		

D TREASURER		D		Total	
Number of Precincts		6			
Precincts Reporting		6	100.0 %		
Times Counted		381/5342	7.1 %		
Total Votes		340			
JUSTIN P OBERMAN	D	153	45.00%		
ROBIN KELLY	D	187	55.00%		

D LIEUTENANT GOVERNOR		D		Total	
Number of Precincts		6			
Precincts Reporting		6	100.0 %		
Times Counted		381/5342	7.1 %		
Total Votes		334			
ARTHUR L TURNER	D	64	19.16%		
TERRY LINK	D	32	9.58%		
RICKEY R HENDON	D	40	11.98%		
SCOTT LEE COHEN	D	129	38.62%		
THOMAS CASTILLO	D	40	11.98%		
MIKE BOLAND	D	29	8.68%		

D 13TH CONGRESS DIST		D		Total	
Number of Precincts		6			
Precincts Reporting		6	100.0 %		
Times Counted		381/5342	7.1 %		
Total Votes		323			
SCOTT HARPER	D	323	100.00%		

D ATTORNEY GENERAL		D		Total	
Number of Precincts		6			
Precincts Reporting		6	100.0 %		
Times Counted		381/5342	7.1 %		
Total Votes		340			
LISA MADIGAN	D	340	100.00%		

D 13TH DIST COMMITTEEWOMAN		D		Total	
Number of Precincts		6			
Precincts Reporting		6	100.0 %		
Times Counted		381/5342	7.1 %		
Total Votes		307			
J. KENNEDY BECKMAN	D	307	100.00%		

D SECRETARY OF STATE		D		Total	
Number of Precincts		6			
Precincts Reporting		6	100.0 %		
Times Counted		381/5342	7.1 %		
Total Votes		350			
JESSE WHITE	D	350	100.00%		

D 13TH DIST COMMITTEEMAN		D		Total	
Number of Precincts		6			
Precincts Reporting		6	100.0 %		
Times Counted		381/5342	7.1 %		
Total Votes		304			
KYLE R HASTINGS	D	304	100.00%		

D 84TH ASSEMBLY DIST		D		Total	
Number of Precincts		6			
Precincts Reporting		6	100.0 %		
Times Counted		381/5342	7.1 %		
Total Votes		305			
DENNIS GROSSKOPF	D	305	100.00%		



**Official Results  
City of Aurora, IL  
Will County**

Date:02/16/10  
Time:15:43:31  
Page:2 of 7

**General Primary - February 2, 2010  
All Partisan Races including Precinct Committeeman**

Registered Voters 5342 - Cards Cast 815 15.26%

Num. Report Precinct 6 - Num. Reporting 6 100.00%

D WILL COUNTY CLERK		D		Total
Number of Precincts				6
Precincts Reporting				6 100.0 %
Times Counted		128/5342		2.4 %
Total Votes				0
NO CANDIDATE				0 N/A

D JUDGE 12TH - WHITE VAC		D		Total
Number of Precincts				6
Precincts Reporting				6 100.0 %
Times Counted		381/5342		7.1 %
Total Votes				308
KEITH S VAN DUYN	D			108 35.06%
GARY S MUELLER	D			200 64.94%

D WILL TREASURER		D		Total
Number of Precincts				6
Precincts Reporting				6 100.0 %
Times Counted		381/5342		7.1 %
Total Votes				315
PAT MCGUIRE	D			315 100.00%

D JUDGE 12TH - PETKA VAC		D		Total
Number of Precincts				6
Precincts Reporting				6 100.0 %
Times Counted		128/5342		2.4 %
Total Votes				0
NO CANDIDATE				0 N/A

D WILL SHERIFF		D		Total
Number of Precincts				6
Precincts Reporting				6 100.0 %
Times Counted		381/5342		7.1 %
Total Votes				322
ED BRADLEY	D			199 61.80%
RICH GIROT	D			58 18.01%
PETER 'PETE' PLAZZA	D			65 20.19%

D Ward 09 Pct 03 COMMITTEE		D		Total
Number of Precincts				1
Precincts Reporting				1 100.0 %
Times Counted		47/620		7.6 %
Total Votes				0
NO CANDIDATE				0 N/A

D WILL CNTY BRD DIST 3		D		Total
Number of Precincts				6
Precincts Reporting				6 100.0 %
Times Counted		381/5342		7.1 %
Total Votes				495
R. REED-SLAUGHTER	D			169 34.14%
DIANE BENJAMIN	D			214 43.23%
ANIL SAXENA	D			112 22.63%

D Ward 09 Pct 04 COMMITTEE		D		Total
Number of Precincts				1
Precincts Reporting				1 100.0 %
Times Counted		23/822		2.8 %
Total Votes				0
NO CANDIDATE				0 N/A

D REG SUPT- GRUNDY / KENDALL		D		Total
Number of Precincts				6
Precincts Reporting				6 100.0 %
Times Counted		128/5342		2.4 %
Total Votes				0
NO CANDIDATE				0 N/A

D Ward 09 Pct 05 COMMITTEE		D		Total
Number of Precincts				1
Precincts Reporting				1 100.0 %
Times Counted		82/1313		6.2 %
Total Votes				65
EDWARD BUGG	D			65 100.00%

D Ward 09 Pct 06 COMMITTEE		D		Total
Number of Precincts				1
Precincts Reporting				1 100.0 %
Times Counted		4/814		0.5 %
Total Votes				0
NO CANDIDATE				0 N/A

**Official Results  
City of Aurora, IL  
Will County**

Date:02/16/10  
Time:15:43:31  
Page:3 of 7

**General Primary - February 2, 2010  
All Partisan Races including Precinct Committeeman**

Registered Voters 5342 - Cards Cast 815 15.26%

Num. Report Precinct 6 - Num. Reporting 6 100.00%

D Ward 09 Pct 07 COMMITTEE		D	Total
Number of Precincts			1
Precincts Reporting		1	100.0 %
Times Counted		4/866	0.5 %
Total Votes		0	
NO CANDIDATE		0	N/A

D Ward 09 Pct 08 COMMITTEE		D	Total
Number of Precincts			1
Precincts Reporting		1	100.0 %
Times Counted		1/907	0.1 %
Total Votes		0	
NO CANDIDATE		0	N/A

R UNITED STATES SENATOR		R	Total
Number of Precincts			6
Precincts Reporting		6	100.0 %
Times Counted		420/5342	7.9 %
Total Votes		411	
DONALD (DON) LOWERYR		25	6.08%
MARK STEVEN KIRK	R	249	60.58%
ANDY MARTIN	R	13	3.16%
KATHLEEN THOMAS	R	33	8.03%
JOHN ARRINGTON	R	17	4.14%
PATRICK J HUGHES	R	74	18.00%

R GOVERNOR		R	Total
Number of Precincts			6
Precincts Reporting		6	100.0 %
Times Counted		419/5342	7.8 %
Total Votes		413	
KIRK W DILLARD	R	83	20.10%
BILL BRADY	R	19	4.60%
R. SCHILLERSTROM	R	6	1.45%
ADAM ANDRZEJEWSKI	R	80	19.37%
DAN PROFT	R	63	15.25%
JIM RYAN	R	84	20.34%
ANDY MCKENNA	R	78	18.89%

R LIEUTENANT GOVERNOR		R	Total
Number of Precincts			6
Precincts Reporting		6	100.0 %
Times Counted		419/5342	7.8 %
Total Votes		387	
DON TRACY	R	33	8.53%
JASON PLUMMER	R	115	29.72%
RANDY A WHITE SR	R	19	4.91%
BRAD COLE	R	35	9.04%
MATT MURPHY	R	153	39.53%
DENNIS W COOK	R	32	8.27%

R ATTORNEY GENERAL		R	Total
Number of Precincts			6
Precincts Reporting		6	100.0 %
Times Counted		419/5342	7.8 %
Total Votes		372	
STEVE KIM	R	372	100.00%

R SECRETARY OF STATE		R	Total
Number of Precincts			6
Precincts Reporting		6	100.0 %
Times Counted		419/5342	7.8 %
Total Votes		368	
ROBERT ENRIQUEZ	R	368	100.00%

R COMPTROLLER		R	Total
Number of Precincts			6
Precincts Reporting		6	100.0 %
Times Counted		419/5342	7.8 %
Total Votes		400	
JUDY BAAR TOPINKA	R	226	56.50%
JIM DODGE	R	83	20.75%
WILLIAM J KELLY	R	91	22.75%

R TREASURER		R	Total
Number of Precincts			6
Precincts Reporting		6	100.0 %
Times Counted		419/5342	7.8 %
Total Votes		375	
DAN RUTHERFORD	R	375	100.00%

Official Results  
City of Aurora, IL  
Will County

Date:02/16/10  
Time:15:43:31  
Page:4 of 7

General Primary - February 2, 2010  
All Partisan Races including Precinct Committeeman

Registered Voters 5342 - Cards Cast 815 15.26%

Num. Report Precinct 6 - Num. Reporting 6 100.00%

R 13TH CONGRESS DIST		R		Total
Number of Precincts				6
Precincts Reporting				6 100.0 %
Times Counted		420/5342		7.9 %
Total Votes				377
<b>JUDY BIGGERT</b>	R			377 100.00%

R 84TH ASSEMBLY DIST		R		Total
Number of Precincts				6
Precincts Reporting				6 100.0 %
Times Counted		419/5342		7.8 %
Total Votes				383
<b>TOM CROSS</b>	R			383 100.00%

R WILL COUNTY CLERK		R		Total
Number of Precincts				6
Precincts Reporting				6 100.0 %
Times Counted		419/5342		7.8 %
Total Votes				367
<b>NANCY SCHULTZ VOOTR</b>				367 100.00%

R WILL TREASURER		R		Total
Number of Precincts				6
Precincts Reporting				6 100.0 %
Times Counted		419/5342		7.8 %
Total Votes				368
<b>STEVE WEBER</b>	R			368 100.00%

R WILL SHERIFF		R		Total
Number of Precincts				6
Precincts Reporting				6 100.0 %
Times Counted		419/5342		7.8 %
Total Votes				372
<b>PAUL J KAUPAS</b>	R			227 61.02%
<b>STEVE EGAN</b>	R			145 38.98%

R WILL CNTY BRD DIST 3		R		Total
Number of Precincts				6
Precincts Reporting				6 100.0 %
Times Counted		419/5342		7.8 %
Total Votes				983
<b>ANN DRALLE</b>	R			194 19.74%
<b>SUZANNE HART</b>	R			234 23.80%
<b>LAURIE McPHILLIPS</b>	R			260 26.45%
<b>SALLY H MUELLER</b>	R			113 11.50%
<b>MICHAEL F WISNIEWSKIR</b>				182 18.51%

R REG SUPT- GRUNDY / KENDALL		R		Total
Number of Precincts				6
Precincts Reporting				6 100.0 %
Times Counted		419/5342		7.8 %
Total Votes				355
<b>PAUL R NORDSTROM</b>	R			355 100.00%

R JUDGE 12TH - WHITE VAC		R		Total
Number of Precincts				6
Precincts Reporting				6 100.0 %
Times Counted		419/5342		7.8 %
Total Votes				357
<b>MICHAEL J. POWERS</b>	R			357 100.00%

R JUDGE-12TH - PETKA VAC		R		Total
Number of Precincts				6
Precincts Reporting				6 100.0 %
Times Counted		419/5342		7.8 %
Total Votes				380
<b>PHILLIP SPIWAK</b>	R			119 31.32%
<b>ROBERT P. LIVAS</b>	R			136 35.79%
<b>KATHERINE L MALONEYR</b>				125 32.89%

R Ward 09 Pct 03 COMMITTEE		R		Total
Number of Precincts				1
Precincts Reporting				1 100.0 %
Times Counted		50/620		8.1 %
Total Votes				43
<b>DIRK A POLLOCK</b>	R			43 100.00%

Official Results  
City of Aurora, IL  
Will County

Date:02/16/10  
Time:15:43:31  
Page:5 of 7

General Primary - February 2, 2010  
All Partisan Races including Precinct Committeeman

Registered Voters 5342 - Cards Cast 815 15.26%

Num. Report Precinct 6 - Num. Reporting 6 100.00%

R Ward 09 Pct 04 COMMITTEE R		Total	
Number of Precincts	1		
Precincts Reporting	1	100.0 %	
Times Counted	33/822	4.0 %	
Total Votes	0		
NO CANDIDATE	0	N/A	

G LIEUTENANT GOVERNOR G		Total	
Number of Precincts	6		
Precincts Reporting	6	100.0 %	
Times Counted	3/5342	0.1 %	
Total Votes	3		
DON W CRAWFORD	G	3	100.00%

R Ward 09 Pct 06 COMMITTEE R		Total	
Number of Precincts	1		
Precincts Reporting	1	100.0 %	
Times Counted	2/814	0.2 %	
Total Votes	0		
NO CANDIDATE	0	N/A	

G ATTORNEY GENERAL G		Total	
Number of Precincts	6		
Precincts Reporting	6	100.0 %	
Times Counted	3/5342	0.1 %	
Total Votes	3		
DAVID F BLACK	G	3	100.00%

R Ward 09 Pct 07 COMMITTEE R		Total	
Number of Precincts	1		
Precincts Reporting	1	100.0 %	
Times Counted	5/866	0.6 %	
Total Votes	0		
NO CANDIDATE	0	N/A	

G SECRETARY OF STATE G		Total	
Number of Precincts	6		
Precincts Reporting	6	100.0 %	
Times Counted	3/5342	0.1 %	
Total Votes	3		
ADRIAN FROST	G	3	100.00%

R Ward 09 Pct 08 COMMITTEE R		Total	
Number of Precincts	1		
Precincts Reporting	1	100.0 %	
Times Counted	6/907	0.7 %	
Total Votes	0		
NO CANDIDATE	0	N/A	

G COMPTRROLLER G		Total	
Number of Precincts	6		
Precincts Reporting	6	100.0 %	
Times Counted	3/5342	0.1 %	
Total Votes	2		
R ERIKA SCHAFFER	G	2	100.00%

G UNITED STATES SENATOR G		Total	
Number of Precincts	6		
Precincts Reporting	6	100.0 %	
Times Counted	14/5342	0.3 %	
Total Votes	14		
LeALAN M JONES	G	14	100.00%

G TREASURER G		Total	
Number of Precincts	6		
Precincts Reporting	6	100.0 %	
Times Counted	3/5342	0.1 %	
Total Votes	2		
SCOTT K SUMMERS	G	2	100.00%

G GOVERNOR G		Total	
Number of Precincts	6		
Precincts Reporting	6	100.0 %	
Times Counted	3/5342	0.1 %	
Total Votes	3		
RICH WHITNEY	G	3	100.00%

G 13TH CONGRESS DIST G		Total	
Number of Precincts	6		
Precincts Reporting	6	100.0 %	
Times Counted	3/5342	0.1 %	
Total Votes	0		
NO CANDIDATE		0	N/A

Official Results  
City of Aurora, IL  
Will County

Date:02/16/10  
Time:15:43:31  
Page:6 of 7

General Primary - February 2, 2010  
All Partisan Races including Precinct Committeeman

Registered Voters 5342 - Cards Cast 815 15.26%

Num. Report Precinct 6 - Num. Reporting 6 100.00%

G 13TH DIST COMMITTEEWOMAN		G		Total
Number of Precincts				6
Precincts Reporting				6 100.0 %
Times Counted		3/5342	0.1 %	
Total Votes		0		
NO CANDIDATE		0	N/A	

G WILL CNTY BRD DIST 3		G		Total
Number of Precincts				6
Precincts Reporting				6 100.0 %
Times Counted		3/5342	0.1 %	
Total Votes		0		
NO CANDIDATE		0	N/A	

G 13TH DIST COMMITTEEMAN		G		Total
Number of Precincts				6
Precincts Reporting				6 100.0 %
Times Counted		3/5342	0.1 %	
Total Votes		3		
STEVE ALESCH	G	3	100.00%	

G REG SUPT- GRUNDY / KENDALL		G		Total
Number of Precincts				6
Precincts Reporting				6 100.0 %
Times Counted		3/5342	0.1 %	
Total Votes		0		
NO CANDIDATE		0	N/A	

G 84TH ASSEMBLY DIST		G		Total
Number of Precincts				6
Precincts Reporting				6 100.0 %
Times Counted		3/5342	0.1 %	
Total Votes		0		
NO CANDIDATE		0	N/A	

G JUDGE 12TH - WHITE VAC		G		Total
Number of Precincts				6
Precincts Reporting				6 100.0 %
Times Counted		3/5342	0.1 %	
Total Votes		0		
NO CANDIDATE		0	N/A	

G WILL COUNTY CLERK		G		Total
Number of Precincts				6
Precincts Reporting				6 100.0 %
Times Counted		3/5342	0.1 %	
Total Votes		0		
NO CANDIDATE		0	N/A	

G JUDGE-12TH - PETKA VAC		G		Total
Number of Precincts				6
Precincts Reporting				6 100.0 %
Times Counted		3/5342	0.1 %	
Total Votes		0		
NO CANDIDATE		0	N/A	

G WILL TREASURER		G		Total
Number of Precincts				6
Precincts Reporting				6 100.0 %
Times Counted		3/5342	0.1 %	
Total Votes		0		
NO CANDIDATE		0	N/A	

G Ward 09 Pct 03 COMMITTEE		G		Total
Number of Precincts				1
Precincts Reporting				1 100.0 %
Times Counted		0/620	0.0 %	
Total Votes		0		
NO CANDIDATE		0	N/A	

G WILL SHERIFF		G		Total
Number of Precincts				6
Precincts Reporting				6 100.0 %
Times Counted		3/5342	0.1 %	
Total Votes		0		
NO CANDIDATE		0	N/A	

G Ward 09 Pct 04 COMMITTEE		G		Total
Number of Precincts				1
Precincts Reporting				1 100.0 %
Times Counted		0/822	0.0 %	
Total Votes		0		
NO CANDIDATE		0	N/A	

Official Results  
 City of Aurora, IL  
 Will County

Date:02/16/10  
 Time:15:43:31  
 Page:7 of 7

General Primary - February 2, 2010  
 All Partisan Races including Precinct Committeeman

Registered Voters 5342 - Cards Cast 815 15.26%

Num. Report Precinct 6 - Num. Reporting 6 100.00%

G Ward 09 Pct 05 COMMITTEE		G	
	Total		
Number of Precincts	1		
Precincts Reporting	1	100.0 %	
Times Counted	2/1313	0.2 %	
Total Votes	0		
NO CANDIDATE	0		N/A

G Ward 09 Pct 06 COMMITTEE		G	
	Total		
Number of Precincts	1		
Precincts Reporting	1	100.0 %	
Times Counted	0/814	0.0 %	
Total Votes	0		
NO CANDIDATE	0		N/A

G Ward 09 Pct 07 COMMITTEE		G	
	Total		
Number of Precincts	1		
Precincts Reporting	1	100.0 %	
Times Counted	1/866	0.1 %	
Total Votes	0		
NO CANDIDATE	0		N/A

G Ward 09 Pct 08 COMMITTEE		G	
	Total		
Number of Precincts	1		
Precincts Reporting	1	100.0 %	
Times Counted	0/907	0.0 %	
Total Votes	0		
NO CANDIDATE	0		N/A

**Official Results**  
**City of Aurora, IL (Will County)**  
**General Primary - February 2, 2010**  
**All Partisan Races Including Precinct Committeeman**

Date:02/22/10  
Time:15:41:44  
Page:1 of 20

	TURN OUT			D UNITED STATES SENATOR										
	Reg. Voters	Cards Cast	% Turnout	Reg. Voters	ROBERT MARSHALL (D)	DAVID HOFFMAN (D)	JACOB J MEISTER (D)	'ALEXI' GIANNOULIAS (D)	CHERYLE JACKSON (D)	Write-In Votes				
Jurisdiction Wide														
Ward 09 Pct 03	620	102	16.45%	620	2 3.85%	11 21.15%	0 0.00%	22 42.31%	17 32.69%	0 0.00%				
Ward 09 Pct 04	822	136	16.55%	822	1 1.75%	24 42.11%	1 1.75%	21 36.84%	8 14.04%	2 3.51%				
Ward 09 Pct 05	1313	197	15.00%	1313	2 2.44%	29 35.37%	2 2.44%	36 43.90%	13 15.85%	0 0.00%				
Ward 09 Pct 06	814	125	15.36%	814	2 3.39%	17 28.81%	0 0.00%	24 40.68%	16 27.12%	0 0.00%				
Ward 09 Pct 07	866	153	17.67%	866	5 6.85%	24 32.88%	1 1.37%	33 45.21%	10 13.70%	0 0.00%				
Ward 09 Pct 08	907	102	11.25%	907	2 3.85%	22 42.31%	1 1.92%	16 30.77%	11 21.15%	0 0.00%				
Total	5342	815	15.26%	5342	14 3.73%	127 33.87%	5 1.33%	152 40.53%	75 20.00%	2 0.53%				

**Official Results**  
**City of Aurora, IL (Will County)**  
**General Primary - February 2, 2010**  
**All Partisan Races Including Precinct Committeeman**

Date: 02/22/10  
 Time: 15:41:44  
 Page: 2 of 20

D GOVERNOR						
	Reg. Voters	PAT QUINN (D)		DANIEL W HYNES (D)		Write-In Votes
<i>Jurisdiction Wide</i>						
Ward 09 Prec 03	620	24	48.98%	25	51.02%	0 0.00%
Ward 09 Prec 04	822	22	37.93%	36	62.07%	0 0.00%
Ward 09 Prec 05	1313	49	61.25%	30	37.50%	1 1.25%
Ward 09 Prec 06	814	25	40.98%	36	59.02%	0 0.00%
Ward 09 Prec 07	866	37	51.39%	35	48.61%	0 0.00%
Ward 09 Prec 08	907	17	33.33%	34	66.67%	0 0.00%
<b>Total</b>	<b>5342</b>	<b>174</b>	<b>46.90%</b>	<b>196</b>	<b>52.83%</b>	<b>1 0.27%</b>



**Official Results**  
**City of Aurora, IL (Will County)**  
**General Primary - February 2, 2010**  
**All Partisan Races Including Precinct Committeeman**

Date:02/22/10  
 Time:15:41:44  
 Page:3 of 20

	D LIEUTENANT GOVERNOR										D ATTORNEY GENERAL				
	Reg. Voters	ARTHUR L. TURNER (D)		TERRY LINK (D)		RICKEY R. HENDON (D)		SCOTT LEE COHEN (D)		THOMAS CASTILLO (D)		MIKE BOLAND (D)		Reg. Voters	LISA MADIGAN (D)
Jurisdiction Wide															
Ward 09 Pct 03	620	13	29.55%	3	6.82%	7	15.91%	15	34.09%	2	4.55%	4	9.09%	620	50 100.00%
Ward 09 Pct 04	822	5	9.26%	8	14.81%	3	5.56%	20	37.04%	9	16.67%	9	16.67%	822	51 100.00%
Ward 09 Pct 05	1313	18	26.47%	4	5.88%	6	8.82%	28	41.18%	7	10.29%	5	7.35%	1313	75 100.00%
Ward 09 Pct 06	814	9	16.07%	7	12.50%	7	12.50%	21	37.50%	9	16.07%	3	5.36%	814	54 100.00%
Ward 09 Pct 07	866	11	17.19%	6	9.38%	7	10.94%	27	42.19%	8	12.50%	5	7.81%	866	64 100.00%
Ward 09 Pct 08	907	8	16.67%	4	8.33%	10	20.83%	18	37.50%	5	10.42%	3	6.25%	907	46 100.00%
Total	5342	64	19.16%	32	9.58%	40	11.98%	129	38.62%	40	11.98%	29	8.68%	5342	340 100.00%

**Official Results**  
**City of Aurora, IL (Will County)**  
**General Primary - February 2, 2010**  
**All Partisan Races Including Precinct Committeeman**

Date:02/22/10  
Time:15:41:44  
Page:4 of 20

	D SECRETARY OF STATE		D COMPTROLLER					D TREASURER			D 13TH CONGRESS DIST	
	Reg. Voters	JESSE WHITE (D)	Reg. Voters	DAVID E MILLER (D)	S RAJA KRISHNAMOOR (D)	CLINTON A. KRISLOV (D)	Reg. Voters	JUSTIN P OBERMAN (D)	ROBIN KELLY (D)	Reg. Voters	SCOTT HARPER (D)	
Jurisdiction Wide												
Ward 09 Pct 03	620	48 100.00%	620	19 38.00%	30 60.00%	1 2.00%	620	26 56.52%	20 43.48%	620	43 100.00%	
Ward 09 Pct 04	822	53 100.00%	822	24 43.64%	28 50.91%	3 5.45%	822	21 38.89%	33 61.11%	822	50 100.00%	
Ward 09 Pct 05	1313	75 100.00%	1313	31 39.74%	44 56.41%	3 3.85%	1313	34 47.89%	37 52.11%	1313	71 100.00%	
Ward 09 Pct 06	814	56 100.00%	814	15 26.79%	37 66.07%	4 7.14%	814	24 42.86%	32 57.14%	814	53 100.00%	
Ward 09 Pct 07	866	69 100.00%	866	22 32.35%	43 63.24%	3 4.41%	866	31 45.59%	37 54.41%	866	63 100.00%	
Ward 09 Pct 08	907	49 100.00%	907	15 33.33%	27 60.00%	3 6.67%	907	17 37.78%	28 62.22%	907	43 100.00%	
Total	5342	350 100.00%	5342	126 35.80%	209 59.38%	17 4.83%	5342	153 45.00%	187 55.00%	5342	323 100.00%	

**Official Results**  
**City of Aurora, IL (Will County)**  
**General Primary - February 2, 2010**

Date:02/22/10  
 Time:15:41:44  
 Page:5 of 20

**All Partisan Races Including Precinct Committeeman**

	D 13TH DIST COMMITTEEWOMAN		D 13TH DIST COMMITTEEMAN		D 84TH ASSEMBLY DIST		D WILL COUNTY CLERK		D WILL TREASURER	
	Reg. Voters	J. KENNEDY BECKMAN (D)	Reg. Voters	KYLE R HASTINGS (D)	Reg. Voters	DENNIS GROSSKOPF (D)	Reg. Voters	NO CANDIDATE	Reg. Voters	PAT McGUIRE (D)
Jurisdiction Wide										
Ward 09 Pct 03	620	43 100.00%	620	41 100.00%	620	42 100.00%	620	0	620	44 100.00%
Ward 09 Pct 04	822	47 100.00%	822	48 100.00%	822	48 100.00%	822	0	822	48 100.00%
Ward 09 Pct 05	1313	63 100.00%	1313	64 100.00%	1313	63 100.00%	1313	0	1313	68 100.00%
Ward 09 Pct 06	814	52 100.00%	814	52 100.00%	814	52 100.00%	814	0	814	51 100.00%
Ward 09 Pct 07	866	62 100.00%	866	60 100.00%	866	61 100.00%	866	0	866	67 100.00%
Ward 09 Pct 08	907	40 100.00%	907	39 100.00%	907	39 100.00%	907	0	907	37 100.00%
<b>Total</b>	<b>5342</b>	<b>307 100.00%</b>	<b>5342</b>	<b>304 100.00%</b>	<b>5342</b>	<b>305 100.00%</b>	<b>5342</b>	<b>0</b>	<b>5342</b>	<b>315 100.00%</b>

**Official Results**  
**City of Aurora, IL (Will County)**  
**General Primary - February 2, 2010**  
**All Partisan Races Including Precinct Committeeman**

Date: 02/22/10  
Time: 15:41:44  
Page: 6 of 20

	D WILL SHERIFF						D WILL CNTY BRD DIST 3						D REG SUPT- GRUNDY / KENDALL			
	Reg. Voters	ED BRADLEY (D)		RICH GIROT (D)		PETER 'PETE' PIAZZA (D)		Reg. Voters	L. REED-SLAUGHT (D)		DIANE BENJAMIN (D)		ANIL SAXENA (D)		Reg. Voters	NO CANDIDATE
Jurisdiction Wide																
Ward 09 Pct 03	620	32	78.05%	3	7.32%	6	14.63%	620	24	38.71%	27	43.55%	11	17.74%	620	0
Ward 09 Pct 04	822	33	63.46%	11	21.15%	8	15.38%	822	26	32.10%	38	46.91%	17	20.99%	822	0
Ward 09 Pct 05	1313	45	66.18%	9	13.24%	14	20.59%	1313	35	32.71%	47	43.93%	25	23.36%	1313	0
Ward 09 Pct 06	814	28	51.85%	17	31.48%	9	16.67%	814	28	36.84%	34	44.74%	14	18.42%	814	0
Ward 09 Pct 07	866	40	61.54%	11	16.92%	14	21.54%	866	36	36.00%	38	38.00%	26	26.00%	866	0
Ward 09 Pct 08	907	21	50.00%	7	16.67%	14	33.33%	907	20	28.99%	30	43.48%	19	27.54%	907	0
<b>Total</b>	<b>5342</b>	<b>199</b>	<b>61.80%</b>	<b>58</b>	<b>18.01%</b>	<b>65</b>	<b>20.19%</b>	<b>5342</b>	<b>169</b>	<b>34.14%</b>	<b>214</b>	<b>43.23%</b>	<b>112</b>	<b>22.63%</b>	<b>5342</b>	<b>0</b>

**Official Results**  
**City of Aurora, IL (Will County)**  
**General Primary - February 2, 2010**  
**All Partisan Races Including Precinct Committeeman**

Date:02/22/10  
 Time:15:41:44  
 Page:7 of 20

	D JUDGE 12TH - WHITE VAC				D JUDGE 12TH - PETKA VAC		D Ward 09 Pct 03 COMMITTEE		D Ward 09 Pct 04 COMMITTEE		D Ward 09 Pct 05 COMMITTEE	
	Reg. Voters	KEITH S VAN DUYN (D)	GARY S MUELLER (D)		Reg. Voters	NO CANDIDATE	Reg. Voters	NO CANDIDATE	Reg. Voters	NO CANDIDATE	Reg. Voters	EDWARD BUGG (D)
Jurisdiction Wide												
Ward 09 Pct 03	620	14 35.00%	26 65.00%		620	0	620	0	-	-	-	-
Ward 09 Pct 04	822	24 48.98%	25 51.02%		822	0	-	-	822	0	-	-
Ward 09 Pct 05	1313	21 33.87%	41 66.13%		1313	0	-	-	-	-	1313	65 100.00%
Ward 09 Pct 06	814	15 28.85%	37 71.15%		814	0	-	-	-	-	-	-
Ward 09 Pct 07	866	20 31.75%	43 68.25%		866	0	-	-	-	-	-	-
Ward 09 Pct 08	907	14 33.33%	28 66.67%		907	0	-	-	-	-	-	-
Total	5342	108 35.06%	200 64.94%		5342	0	620	0	822	0	1313	65 100.00%

**Official Results**  
**City of Aurora, IL (Will County)**  
**General Primary - February 2, 2010**  
**All Partisan Races Including Precinct Committeeman**

Date:02/22/10  
 Time:15:41:44  
 Page:8 of 20

	D Ward 09 Pct 06 COMMITTEE		D Ward 09 Pct 07 COMMITTEE		D Ward 09 Pct 08 COMMITTEE	
	Reg. Voters	NO CANDIDATE	Reg. Voters	NO CANDIDATE	Reg. Voters	NO CANDIDATE
Jurisdiction Wide						
Ward 09 Pct 03	-	-	-	-	-	-
Ward 09 Pct 04	-	-	-	-	-	-
Ward 09 Pct 05	-	-	-	-	-	-
Ward 09 Pct 06	814	0	-	-	-	-
Ward 09 Pct 07	-	-	866	0	-	-
Ward 09 Pct 08	-	-	-	-	907	0
<b>Total</b>	<b>814</b>	<b>0</b>	<b>866</b>	<b>0</b>	<b>907</b>	<b>0</b>

**Official Results**  
**City of Aurora, IL (Will County)**  
**General Primary - February 2, 2010**  
**All Partisan Races Including Precinct Committeeman**

Date:02/22/10  
Time:15:41:44  
Page:9 of 20

R. UNITED STATES SENATOR													
	Reg. Voters	DONALD (DON) LOWERY (R)		MARK STEVEN KIRK (R)		ANDY MARTIN (R)		KATHLEEN THOMAS (R)		JOHN ARRINGTON (R)		PATRICK J HUGHES (R)	
<b>Jurisdiction Wide</b>													
Ward 09 Pct 03	620	5	10.42%	27	56.25%	3	6.25%	5	10.42%	1	2.08%	7	14.58%
Ward 09 Pct 04	822	5	6.85%	46	63.01%	2	2.74%	6	8.22%	3	4.11%	11	15.07%
Ward 09 Pct 05	1313	7	6.31%	68	61.26%	4	3.60%	3	2.70%	6	5.41%	23	20.72%
Ward 09 Pct 06	814	2	3.23%	43	69.35%	1	1.61%	2	3.23%	3	4.84%	11	17.74%
Ward 09 Pct 07	866	4	5.71%	37	52.86%	3	4.29%	8	11.43%	1	1.43%	17	24.29%
Ward 09 Pct 08	907	2	4.26%	28	59.57%	0	0.00%	9	19.15%	3	6.38%	5	10.64%
<b>Total</b>	<b>5342</b>	<b>25</b>	<b>6.08%</b>	<b>249</b>	<b>60.58%</b>	<b>13</b>	<b>3.16%</b>	<b>33</b>	<b>8.03%</b>	<b>17</b>	<b>4.14%</b>	<b>74</b>	<b>18.00%</b>

**Official Results**  
**City of Aurora, IL (Will County)**  
**General Primary - February 2, 2010**  
**All Partisan Races Including Precinct Committeeman**

Date:02/22/10  
 Time:15:41:44  
 Page:10 of 20

R GOVERNOR

	Reg. Voters	KIRK W DILLARD (R)	BILL BRADY (R)	R. SCHILLERSTROM (R)	ADAM ANDRZEJEWSKI (R)	DAN PROFT (R)	JIM RYAN (R)	ANDY MCKENNA (R)
Jurisdiction Wide								
Ward 09 Pct 03	620	8 16.67%	1 2.08%	0 0.00%	12 25.00%	10 20.83%	10 20.83%	7 14.58%
Ward 09 Pct 04	822	13 16.88%	5 6.49%	3 3.90%	8 10.39%	14 18.88%	20 25.97%	14 18.18%
Ward 09 Pct 05	1313	27 25.00%	3 2.78%	2 1.85%	19 17.59%	15 13.89%	23 21.30%	19 17.59%
Ward 09 Pct 06	814	15 24.59%	2 3.28%	1 1.64%	19 31.15%	6 9.84%	8 13.11%	10 16.39%
Ward 09 Pct 07	866	10 13.89%	5 6.94%	0 0.00%	16 22.22%	8 11.11%	10 13.89%	23 31.94%
Ward 09 Pct 08	907	10 21.28%	3 6.38%	0 0.00%	6 12.77%	10 21.28%	13 27.66%	5 10.64%
Total	5342	83 20.10%	19 4.60%	6 1.45%	80 19.37%	63 15.25%	84 20.34%	78 18.89%



**Official Results**  
**City of Aurora, IL (Will County)**  
**General Primary - February 2, 2010**  
**All Partisan Races Including Precinct Committeeman**

Date:02/22/10  
Time:15:41:44  
Page:11 of 20

	R. LIEUTENANT GOVERNOR										R. ATTORNEY GENERAL				
	Reg. Voters	DON TRACY (R)		JASON PLUMMER (R)		RANDY A. WHITE SR. (R)		BRAD COLE (R)		MATT MURPHY (R)		DENNIS W. COOK (R)		Reg. Voters	STEVE KIM (R)
Jurisdiction Wide															
Ward 09 Prec 03	620	2	4.55%	16	36.36%	3	6.82%	7	15.91%	12	27.27%	4	9.09%	620	45 100.00%
Ward 09 Prec 04	822	6	8.22%	24	32.88%	4	5.48%	5	6.85%	28	38.36%	6	8.22%	822	69 100.00%
Ward 09 Prec 05	1313	10	9.80%	31	30.39%	2	1.96%	9	8.82%	43	42.16%	7	6.86%	1313	96 100.00%
Ward 09 Prec 06	814	6	10.17%	15	25.42%	4	6.78%	7	11.86%	21	35.59%	6	10.17%	814	52 100.00%
Ward 09 Prec 07	866	4	6.25%	15	23.44%	4	6.25%	5	7.81%	30	46.88%	6	9.38%	866	65 100.00%
Ward 09 Prec 08	907	5	11.11%	14	31.11%	2	4.44%	2	4.44%	19	42.22%	3	6.67%	907	45 100.00%
<b>Total</b>	<b>5342</b>	<b>33</b>	<b>8.53%</b>	<b>115</b>	<b>29.72%</b>	<b>19</b>	<b>4.91%</b>	<b>35</b>	<b>9.04%</b>	<b>153</b>	<b>39.53%</b>	<b>32</b>	<b>8.27%</b>	<b>5342</b>	<b>372 100.00%</b>

**Official Results**  
**City of Aurora, IL (Will County)**  
**General Primary - February 2, 2010**

Date:02/22/10  
 Time:15:41:44  
 Page:12 of 20

**All Partisan Races Including Precinct Committeeman**

	R SECRETARY OF STATE		R COMPTROLLER				R TREASURER		R 13TH CONGRESS DIST	
	Reg. Voters	ROBERT ENRIQUEZ (R)	Reg. Voters	JUDY BAAR TOPINKA (R)	JIM DODGE (R)	WILLIAM J KELLY (R)	Reg. Voters	DAN RUTHERFORD (R)	Reg. Voters	JUDY BIGGERT (R)
Jurisdiction Wide										
Ward 09 Prec 03	620	46 100.00%	620	24 53.33%	11 24.44%	10 22.22%	620	44 100.00%	620	48 100.00%
Ward 09 Prec 04	822	69 100.00%	822	45 59.21%	11 14.47%	20 26.32%	822	70 100.00%	822	71 100.00%
Ward 09 Prec 05	1313	92 100.00%	1313	62 59.62%	21 20.19%	21 20.19%	1313	96 100.00%	1313	98 100.00%
Ward 09 Prec 06	814	52 100.00%	814	31 51.67%	11 18.33%	18 30.00%	814	55 100.00%	814	54 100.00%
Ward 09 Prec 07	866	65 100.00%	866	39 55.71%	16 22.86%	15 21.43%	866	66 100.00%	866	63 100.00%
Ward 09 Prec 08	907	44 100.00%	907	25 55.56%	13 28.89%	7 15.56%	907	44 100.00%	907	43 100.00%
Total	5342	368 100.00%	5342	226 56.50%	83 20.75%	91 22.75%	5342	375 100.00%	5342	377 100.00%

**Official Results**  
**City of Aurora, IL (Will County)**  
**General Primary - February 2, 2010**

Date:02/22/10  
 Time:15:41:44  
 Page:13 of 20

**All Partisan Races Including Precinct Committeeman**

	R 84TH ASSEMBLY DIST		R WILL COUNTY CLERK		R WILL TREASURER		R WILL SHERIFF			
	Reg. Voters	TOM CROSS (R)	Reg. Voters	NANCY SCHULTZ VOOTS (R)	Reg. Voters	STEVE WEBER (R)	Reg. Voters	PAUL J KAUPAS (R)	STEVE EGAN (R)	
Jurisdiction Wide										
Ward 09 Pct 03	620	48 100.00%	620	45 100.00%	620	45 100.00%	620	26 56.52%	20 43.48%	
Ward 09 Pct 04	822	72 100.00%	822	68 100.00%	822	68 100.00%	822	41 59.42%	28 40.58%	
Ward 09 Pct 05	1313	96 100.00%	1313	91 100.00%	1313	91 100.00%	1313	62 63.92%	35 36.08%	
Ward 09 Pct 06	814	55 100.00%	814	54 100.00%	814	54 100.00%	814	35 62.50%	21 37.50%	
Ward 09 Pct 07	866	68 100.00%	866	66 100.00%	866	67 100.00%	866	35 58.33%	25 41.67%	
Ward 09 Pct 08	907	44 100.00%	907	43 100.00%	907	43 100.00%	907	28 63.64%	16 36.36%	
Total	5342	383 100.00%	5342	367 100.00%	5342	368 100.00%	5342	227 61.02%	145 38.98%	

**Official Results**  
**City of Aurora, IL (Will County)**  
**General Primary - February 2, 2010**  
**All Partisan Races Including Precinct Committeeman**

Date:02/22/10  
Time:15:41:44  
Page:14 of 20

	R WILL CNTY BRD D&ST 3									R REG SUPT- GRUNDY / KENDALL		R JUDGE 12TH - WHITE VAC	
	Reg. Voters	ANN DRALEE (R)	SUZANNE HART (R)	LAURIE McPHILLIPS (R)	SALLY H MUELLER (R)	MICHAEL F WISNEWSKI (R)	Reg. Voters	PAUL R NORDSTROM (R)	Reg. Voters	MICHAEL J. POWERS (R)			
Jurisdiction Wide													
Ward 09 Pct 03	620	27 23.68%	30 26.32%	30 26.32%	10 8.77%	17 14.91%	620	44 100.00%	620	43 100.00%			
Ward 09 Pct 04	822	37 19.07%	45 23.20%	55 28.35%	23 11.86%	34 17.53%	822	67 100.00%	822	68 100.00%			
Ward 09 Pct 05	1313	49 19.37%	60 23.72%	67 26.48%	32 12.65%	45 17.79%	1313	87 100.00%	1313	88 100.00%			
Ward 09 Pct 06	814	27 18.88%	37 25.87%	33 23.08%	19 13.29%	27 18.88%	814	51 100.00%	814	52 100.00%			
Ward 09 Pct 07	866	31 18.45%	37 22.02%	44 26.19%	19 11.31%	37 22.02%	866	65 100.00%	866	64 100.00%			
Ward 09 Pct 08	907	23 20.72%	25 22.52%	31 27.93%	10 9.01%	22 19.82%	907	41 100.00%	907	42 100.00%			
<b>Total</b>	<b>5342</b>	<b>194 19.74%</b>	<b>234 23.80%</b>	<b>260 26.45%</b>	<b>113 11.50%</b>	<b>182 18.51%</b>	<b>5342</b>	<b>355 100.00%</b>	<b>5342</b>	<b>357 100.00%</b>			

**Official Results**  
**City of Aurora, IL (Will County)**  
**General Primary - February 2, 2010**  
**All Partisan Races Including Precinct Committeeman**

Date:02/22/10  
Time:15:41:44  
Page:15 of 20

	R JUDGE-12TH - PEIKA VAC						R. Ward 09 Prec 03 COMMITTEE		R. Ward 09 Prec 04 COMMITTEE		R. Ward 09 Prec 05 COMMITTEE	
	Reg. Voters	PHILIP SPIWAK (R)	ROBERT P. LIVAS (R)	KATHERINE L. MALONEY (R)	Reg. Voters	DIRK A. POLLOCK (R)	Reg. Voters	NO CANDIDATE	Reg. Voters	NO CANDIDATE		
Jurisdiction Wide												
Ward 09 Prec 03	620	16 35.56%	17 37.78%	12 26.67%	620	43 100.00%	-	-	-	-		
Ward 09 Prec 04	822	15 20.27%	36 48.65%	23 31.08%	-	-	822	0	-	-		
Ward 09 Prec 05	1313	32 33.33%	33 34.36%	31 32.29%	-	-	-	-	1313	0		
Ward 09 Prec 06	814	22 39.29%	16 28.57%	18 32.14%	-	-	-	-	-	-		
Ward 09 Prec 07	866	20 30.77%	21 32.31%	24 36.92%	-	-	-	-	-	-		
Ward 09 Prec 08	907	14 31.82%	13 29.55%	17 38.64%	-	-	-	-	-	-		
Total	5342	119 31.32%	136 35.79%	125 32.89%	620	43 100.00%	822	0	1313	0		

**Official Results**  
**City of Aurora, IL (Will County)**  
**General Primary - February 2, 2010**  
**All Partisan Races Including Precinct Committeeman**

Date:02/22/10  
Time:15:41:44  
Page:16 of 20

	R Ward 09 Pet 06 COMMITTEE		R Ward 09 Pet 07 COMMITTEE		R Ward 09 Pet 08 COMMITTEE		G UNITED STATES SENATOR		G GOVERNOR		G LIEUTENANT GOVERNOR	
	Reg. Voters	NO CANDIDATE	Reg. Voters	NO CANDIDATE	Reg. Voters	NO CANDIDATE	Reg. Voters	LoALAN M JONES (G)	Reg. Voters	RICH WHITNEY (G)	Reg. Voters	DON W CRAWFORD (G)
Jurisdiction Wide												
Ward 09 Pet 03	-	-	-	-	-	-	620	0	620	0	620	0
Ward 09 Pet 04	-	-	-	-	-	-	822	0	822	0	822	0
Ward 09 Pet 05	-	-	-	-	-	-	1313	4 100.00%	1313	2 100.00%	1313	2 100.00%
Ward 09 Pet 06	814	0	-	-	-	-	814	2 100.00%	814	0	814	0
Ward 09 Pet 07	-	-	866	0	-	-	866	5 100.00%	866	1 100.00%	866	1 100.00%
Ward 09 Pet 08	-	-	-	-	907	0	907	3 100.00%	907	0	907	0
<b>Total</b>	<b>814</b>	<b>0</b>	<b>866</b>	<b>0</b>	<b>907</b>	<b>0</b>	<b>5342</b>	<b>14 100.00%</b>	<b>5342</b>	<b>3 100.00%</b>	<b>5342</b>	<b>3 100.00%</b>

**Official Results**  
**City of Aurora, IL (Will County)**  
**General Primary - February 2, 2010**  
**All Partisan Races Including Precinct Committeeman**

Date:02/22/10  
Time:15:41:44  
Page:17 of 20

	G ATTORNEY GENERAL		G SECRETARY OF STATE		G COMPTROLLER		G TREASURER		G 13TH CONGRESS DIST		G 13TH DIST COMMITTEEWOMAN	
	Reg. Voters	DAVID F BLACK (G)	Reg. Voters	ADRIAN FROST (G)	Reg. Voters	R ERIKA SCHAFER (G)	Reg. Voters	SCOTT K SUMMERS (G)	Reg. Voters	NO CANDIDATE	Reg. Voters	NO CANDIDATE
Jurisdiction Wide												
Ward 09 Pct 03	620	0	620	0	620	0	620	0	620	0	620	0
Ward 09 Pct 04	822	0	822	0	822	0	822	0	822	0	822	0
Ward 09 Pct 05	1313	2 100.00%	1313	2 100.00%	1313	2 100.00%	1313	2 100.00%	1313	0	1313	0
Ward 09 Pct 06	814	0	814	0	814	0	814	0	814	0	814	0
Ward 09 Pct 07	866	1 100.00%	866	1 100.00%	866	0	866	0	866	0	866	0
Ward 09 Pct 08	907	0	907	0	907	0	907	0	907	0	907	0
Total	5342	3 100.00%	5342	3 100.00%	5342	2 100.00%	5342	2 100.00%	5342	0	5342	0

**Official Results**  
**City of Aurora, IL (Will County)**  
**General Primary - February 2, 2010**  
**All Partisan Races Including Precinct Committeeman**

Date:02/22/10  
Time:15:41:44  
Page:18 of 20

	G 13TH DIST COMMITTEEMAN		G 84TH ASSEMBLY DIST		G WILL COUNTY CLERK		G WILL TREASURER		G WILL SHERIFF		G WILL CNTY BRD DIST 3	
	Reg. Voters	STEVE ALESCH (G)	Reg. Voters	NO CANDIDATE	Reg. Voters	NO CANDIDATE	Reg. Voters	NO CANDIDATE	Reg. Voters	NO CANDIDATE	Reg. Voters	NO CANDIDATE
Jurisdiction Wide												
Ward 09 Pct 03	620	0	620	0	620	0	620	0	620	0	620	0
Ward 09 Pct 04	822	0	822	0	822	0	822	0	822	0	822	0
Ward 09 Pct 05	1313	2 100.00%	1313	0	1313	0	1313	0	1313	0	1313	0
Ward 09 Pct 06	814	0	814	0	814	0	814	0	814	0	814	0
Ward 09 Pct 07	866	1 100.00%	866	0	866	0	866	0	866	0	866	0
Ward 09 Pct 08	907	0	907	0	907	0	907	0	907	0	907	0
Total	5342	3 100.00%	5342	0	5342	0	5342	0	5342	0	5342	0



**Official Results**  
**City of Aurora, IL (Will County)**  
**General Primary - February 2, 2010**

Date:02/22/10  
Time:15:41:44  
Page:19 of 20

**All Partisan Races Including Precinct Committeeman**

	G REG SUPT- GRUNDY / KENDALL		G JUDGE 12TH - WHITE VAC		G JUDGE-12TH - PETKA VAC		G Ward 09 Pct 03 COMMITTEE		G Ward 09 Pct 04 COMMITTEE		G Ward 09 Pct 05 COMMITTEE	
	Reg. Voters	NO CANDIDATE	Reg. Voters	NO CANDIDATE	Reg. Voters	NO CANDIDATE	Reg. Voters	NO CANDIDATE	Reg. Voters	NO CANDIDATE	Reg. Voters	NO CANDIDATE
Jurisdiction Wide												
Ward 09 Pct 03	620	0	620	0	620	0	620	0	-	-	-	-
Ward 09 Pct 04	822	0	822	0	822	0	-	-	822	0	-	-
Ward 09 Pct 05	1313	0	1313	0	1313	0	-	-	-	-	1313	0
Ward 09 Pct 06	814	0	814	0	814	0	-	-	-	-	-	-
Ward 09 Pct 07	866	0	866	0	866	0	-	-	-	-	-	-
Ward 09 Pct 08	907	0	907	0	907	0	-	-	-	-	-	-
<b>Total</b>	<b>5342</b>	<b>0</b>	<b>5342</b>	<b>0</b>	<b>5342</b>	<b>0</b>	<b>620</b>	<b>0</b>	<b>822</b>	<b>0</b>	<b>1313</b>	<b>0</b>

**Official Results**  
**City of Aurora, IL (Will County)**  
**General Primary - February 2, 2010**

Date:02/22/10  
 Time:15:41:44  
 Page:20 of 20

**All Partisan Races Including Precinct Committeeman**

	G Ward 09 Pct 06 COMMITTEE		G Ward 09 Pct 07 COMMITTEE		G Ward 09 Pct 08 COMMITTEE	
	Reg. Voters	NO CANDIDATE	Reg. Voters	NO CANDIDATE	Reg. Voters	NO CANDIDATE
Jurisdiction Wide						
Ward 09 Pct 03	-	-	-	-	-	-
Ward 09 Pct 04	-	-	-	-	-	-
Ward 09 Pct 05	-	-	-	-	-	-
Ward 09 Pct 06	814	0	-	-	-	-
Ward 09 Pct 07	-	-	866	0	-	-
Ward 09 Pct 08	-	-	-	-	907	0
<b>Total</b>	<b>814</b>	<b>0</b>	<b>866</b>	<b>0</b>	<b>907</b>	<b>0</b>



**Nancy Schultz Voots**

W I L L C O U N T Y C L E R K



**Green Party**

**EARLY VOTING  
(BY PRECINCT)**

OFFICIAL RESULTS

WILL COUNTY, ILLINOIS  
GENERAL PRIMARY ELECTION  
FEBRUARY 2, 2010  
STATISTICS

(CENTRAL COUNT)

REPORT-EL52

PAGE 0001

01 = BALLOTS CAST - GREEN

TOTAL PERCENT  
12 100.00

02 = BALLOTS CAST - FEDERAL GREEN

TOTAL PERCENT  
0

	01	02
0001 CHANNAHON PCT 001	1	0
0002 CHANNAHON PCT 002	0	0
0003 CHANNAHON PCT 003	0	0
0004 CHANNAHON PCT 004	0	0
0005 CHANNAHON PCT 005	0	0
0006 CHANNAHON PCT 006	0	0
0007 CHANNAHON PCT 007	0	0
0008 CHANNAHON PCT 008	0	0
0009 CHANNAHON PCT 009	0	0
0010 CRETE PCT 001	0	0
0011 CRETE PCT 002	0	0
0012 CRETE PCT 003	0	0
0013 CRETE PCT 004	0	0
0014 CRETE PCT 005	0	0
0015 CRETE PCT 006	0	0
0016 CRETE PCT 007	0	0
0017 CRETE PCT 008	0	0
0018 CRETE PCT 009	0	0
0019 CRETE PCT 010	0	0
0020 CRETE PCT 011	0	0
0021 CRETE PCT 012	0	0
0022 CRETE PCT 013	0	0
0023 CRETE PCT 014	0	0
0024 CRETE PCT 015	0	0
0025 CRETE PCT 016	0	0
0026 CRETE PCT 017	0	0
0027 CUSTER PCT 001	0	0
0028 DU PAGE PCT 001	0	0
0029 DU PAGE PCT 002	0	0
0030 DU PAGE PCT 003	0	0
0031 DU PAGE PCT 004	0	0
0032 DU PAGE PCT 005	0	0
0033 DU PAGE PCT 006	0	0
0034 DU PAGE PCT 007	0	0
0035 DU PAGE PCT 008	0	0
0036 DU PAGE PCT 009	0	0
0037 DU PAGE PCT 010	0	0
0038 DU PAGE PCT 011	0	0
0039 DU PAGE PCT 012	1	0
0040 DU PAGE PCT 013	0	0
0041 DU PAGE PCT 014	0	0
0042 DU PAGE PCT 015	0	0
0043 DU PAGE PCT 016	0	0
0044 DU PAGE PCT 017	0	0
0045 DU PAGE PCT 018	0	0
0046 DU PAGE PCT 019	0	0
0047 DU PAGE PCT 020	0	0
0048 DU PAGE PCT 021	0	0
0049 DU PAGE PCT 022	0	0
0050 DU PAGE PCT 023	0	0
0051 DU PAGE PCT 024	0	0
0052 DU PAGE PCT 025	0	0
0053 DU PAGE PCT 026	0	0
0054 DU PAGE PCT 027	0	0
0055 DU PAGE PCT 028	0	0
0056 DU PAGE PCT 029	0	0

01 = BALLOTS CAST - GREEN

TOTAL PERCENT  
12 100.00

02 = BALLOTS CAST - FEDERAL GREEN

TOTAL PERCENT  
0

(CONTINUED FROM PREVIOUS PAGE)

01 02

0057 DU PAGE PCT 030	0	. . 0
0058 DU PAGE PCT 031	0	. . 0
0059 DU PAGE PCT 032	0	. . 0
0060 DU PAGE PCT 033	0	. . 0
0061 DU PAGE PCT 034	0	. . 0
0062 DU PAGE PCT 035	0	. . 0
0063 DU PAGE PCT 036	0	. . 0
0064 DU PAGE PCT 037	0	. . 0
0065 DU PAGE PCT 038	0	. . 0
0066 DU PAGE PCT 039	0	. . 0
0067 DU PAGE PCT 040	0	. . 0
0068 DU PAGE PCT 041	0	. . 0
0069 DU PAGE PCT 042	0	. . 0
0070 DU PAGE PCT 043	0	. . 0
0071 DU PAGE PCT 044	0	. . 0
0072 DU PAGE PCT 045	0	. . 0
0073 DU PAGE PCT 046	0	. . 0
0074 DU PAGE PCT 047	0	. . 0
0075 DU PAGE PCT 048	0	. . 0
0076 DU PAGE PCT 049	0	. . 0
0077 DU PAGE PCT 050	0	. . 0
0078 DU PAGE PCT 051	0	. . 0
0079 DU PAGE PCT 052	0	. . 0
0080 DU PAGE PCT 053	0	. . 0
0081 DU PAGE PCT 054	0	. . 0
0082 DU PAGE PCT 055	0	. . 0
0083 DU PAGE PCT 056	0	. . 0
0084 FLORENCE PCT 001	0	. . 0
0085 FRANKFORT PCT 001	0	. . 0
0086 FRANKFORT PCT 002	0	. . 0
0087 FRANKFORT PCT 003	0	. . 0
0088 FRANKFORT PCT 004	0	. . 0
0089 FRANKFORT PCT 005	0	. . 0
0090 FRANKFORT PCT 006	0	. . 0
0091 FRANKFORT PCT 007	0	. . 0
0092 FRANKFORT PCT 008	0	. . 0
0093 FRANKFORT PCT 009	0	. . 0
0094 FRANKFORT PCT 010	0	. . 0
0095 FRANKFORT PCT 011	1	. . 0
0096 FRANKFORT PCT 012	0	. . 0
0097 FRANKFORT PCT 013	0	. . 0
0098 FRANKFORT PCT 014	0	. . 0
0099 FRANKFORT PCT 015	0	. . 0
0100 FRANKFORT PCT 016	0	. . 0
0101 FRANKFORT PCT 017	0	. . 0
0102 FRANKFORT PCT 018	0	. . 0
0103 FRANKFORT PCT 019	0	. . 0
0104 FRANKFORT PCT 020	0	. . 0
0105 FRANKFORT PCT 021	0	. . 0
0106 FRANKFORT PCT 022	0	. . 0
0107 FRANKFORT PCT 023	0	. . 0
0108 FRANKFORT PCT 024	0	. . 0
0109 FRANKFORT PCT 025	0	. . 0
0110 FRANKFORT PCT 026	0	. . 0
0111 FRANKFORT PCT 027	0	. . 0
0112 FRANKFORT PCT 028	0	. . 0
0113 FRANKFORT PCT 029	0	. . 0

	TOTAL	PERCENT		TOTAL	PERCENT
01 = BALLOTS CAST - GREEN	12	100.00	02 = BALLOTS CAST - FEDERAL GREEN	0	
(CONTINUED FROM PREVIOUS PAGE)	01	02			
0114 FRANKFORT PCT 030	0	. . 0			
0115 FRANKFORT PCT 031	0	. . 0			
0116 FRANKFORT PCT 032	0	. . 0			
0117 FRANKFORT PCT 033	0	. . 0			
0118 FRANKFORT PCT 034	0	. . 0			
0119 FRANKFORT PCT 035	0	. . 0			
0120 FRANKFORT PCT 036	0	. . 0			
0121 FRANKFORT PCT 037	0	. . 0			
0122 FRANKFORT PCT 038	0	. . 0			
0123 FRANKFORT PCT 039	0	. . 0			
0124 FRANKFORT PCT 040	0	. . 0			
0125 FRANKFORT PCT 041	0	. . 0			
0126 FRANKFORT PCT 042	0	. . 0			
0127 GREEN GARDEN PCT 001	0	. . 0			
0128 GREEN GARDEN PCT 002	0	. . 0			
0129 GREEN GARDEN PCT 003	0	. . 0			
0130 HOMER PCT 001	0	. . 0			
0131 HOMER PCT 002	0	. . 0			
0132 HOMER PCT 003	0	. . 0			
0133 HOMER PCT 004	0	. . 0			
0134 HOMER PCT 005	0	. . 0			
0135 HOMER PCT 006	0	. . 0			
0136 HOMER PCT 007	0	. . 0			
0137 HOMER PCT 008	0	. . 0			
0138 HOMER PCT 009	0	. . 0			
0139 HOMER PCT 010	0	. . 0			
0140 HOMER PCT 011	0	. . 0			
0141 HOMER PCT 012	0	. . 0			
0142 HOMER PCT 013	0	. . 0			
0143 HOMER PCT 014	0	. . 0			
0144 HOMER PCT 015	0	. . 0			
0145 HOMER PCT 016	0	. . 0			
0146 HOMER PCT 017	0	. . 0			
0147 HOMER PCT 018	0	. . 0			
0148 HOMER PCT 019	0	. . 0			
0149 HOMER PCT 020	0	. . 0			
0150 HOMER PCT 021	0	. . 0			
0151 HOMER PCT 022	0	. . 0			
0152 HOMER PCT 023	0	. . 0			
0153 HOMER PCT 024	0	. . 0			
0154 HOMER PCT 025	0	. . 0			
0155 HOMER PCT 026	0	. . 0			
0156 HOMER PCT 027	0	. . 0			
0157 HOMER PCT 028	0	. . 0			
0158 JACKSON PCT 001	0	. . 0			
0159 JACKSON PCT 002	0	. . 0			
0160 JACKSON PCT 003	0	. . 0			
0161 JACKSON PCT 004	0	. . 0			
0162 JOLIET PCT 001	0	. . 0			
0163 JOLIET PCT 002	0	. . 0			
0164 JOLIET PCT 003	0	. . 0			
0165 JOLIET PCT 004	0	. . 0			
0166 JOLIET PCT 005	0	. . 0			
0167 JOLIET PCT 006	0	. . 0			
0168 JOLIET PCT 007	0	. . 0			
0169 JOLIET PCT 008	1	. . 0			
0170 JOLIET PCT 009	0	. . 0			

01 = BALLOTS CAST - GREEN

TOTAL PERCENT  
 12 100.00

02 = BALLOTS CAST - FEDERAL GREEN

TOTAL PERCENT  
 0

(CONTINUED FROM PREVIOUS PAGE)

	01	02
0171 JOLIET PCT 010	0	0
0172 JOLIET PCT 011	0	0
0173 JOLIET PCT 012	0	0
0174 JOLIET PCT 013	0	0
0175 JOLIET PCT 014	0	0
0176 JOLIET PCT 015	0	0
0177 JOLIET PCT 016	0	0
0178 JOLIET PCT 017	0	0
0179 JOLIET PCT 018	0	0
0180 JOLIET PCT 019	0	0
0181 JOLIET PCT 020	0	0
0182 JOLIET PCT 021	0	0
0183 JOLIET PCT 022	0	0
0184 JOLIET PCT 023	0	0
0185 JOLIET PCT 024	0	0
0186 JOLIET PCT 025	0	0
0187 JOLIET PCT 026	0	0
0188 JOLIET PCT 027	0	0
0189 JOLIET PCT 028	0	0
0190 JOLIET PCT 029	0	0
0191 JOLIET PCT 030	0	0
0192 JOLIET PCT 031	0	0
0193 JOLIET PCT 032	0	0
0194 JOLIET PCT 033	0	0
0195 JOLIET PCT 034	0	0
0196 JOLIET PCT 035	1	0
0197 JOLIET PCT 036	0	0
0198 JOLIET PCT 037	0	0
0199 JOLIET PCT 038	0	0
0200 JOLIET PCT 039	0	0
0201 JOLIET PCT 040	0	0
0202 JOLIET PCT 041	1	0
0203 JOLIET PCT 042	0	0
0204 JOLIET PCT 043	0	0
0205 JOLIET PCT 044	0	0
0206 JOLIET PCT 045	0	0
0207 JOLIET PCT 046	0	0
0208 JOLIET PCT 047	0	0
0209 JOLIET PCT 048	0	0
0210 JOLIET PCT 049	0	0
0211 JOLIET PCT 050	0	0
0212 JOLIET PCT 051	0	0
0213 JOLIET PCT 052	0	0
0214 JOLIET PCT 053	0	0
0215 JOLIET PCT 054	0	0
0216 JOLIET PCT 055	0	0
0217 JOLIET PCT 056	0	0
0218 JOLIET PCT 057	0	0
0219 JOLIET PCT 058	0	0
0220 JOLIET PCT 059	0	0
0221 JOLIET PCT 060	0	0
0222 JOLIET PCT 061	0	0
0223 JOLIET PCT 062	0	0
0224 JOLIET PCT 063	0	0
0225 JOLIET PCT 064	0	0
0226 LOCKPORT PCT 001	0	0
0227 LOCKPORT PCT 002	0	0

01 = BALLOTS CAST - GREEN

TOTAL PERCENT  
12 100.00

02 = BALLOTS CAST - FEDERAL GREEN

TOTAL PERCENT  
0

(CONTINUED FROM PREVIOUS PAGE)

01 02

	01	02
0228 LOCKPORT PCT 003	0	0
0229 LOCKPORT PCT 004	1	0
0230 LOCKPORT PCT 005	0	0
0231 LOCKPORT PCT 006	0	0
0232 LOCKPORT PCT 007	0	0
0233 LOCKPORT PCT 008	0	0
0234 LOCKPORT PCT 009	0	0
0235 LOCKPORT PCT 010	0	0
0236 LOCKPORT PCT 011	0	0
0237 LOCKPORT PCT 012	0	0
0238 LOCKPORT PCT 013	0	0
0239 LOCKPORT PCT 014	0	0
0240 LOCKPORT PCT 015	0	0
0241 LOCKPORT PCT 016	0	0
0242 LOCKPORT PCT 017	0	0
0243 LOCKPORT PCT 018	0	0
0244 LOCKPORT PCT 019	0	0
0245 LOCKPORT PCT 020	0	0
0246 LOCKPORT PCT 021	0	0
0247 LOCKPORT PCT 022	0	0
0248 LOCKPORT PCT 023	0	0
0249 LOCKPORT PCT 024	0	0
0250 LOCKPORT PCT 025	0	0
0251 LOCKPORT PCT 026	0	0
0252 LOCKPORT PCT 027	0	0
0253 LOCKPORT PCT 028	0	0
0254 LOCKPORT PCT 029	0	0
0255 LOCKPORT PCT 030	0	0
0256 LOCKPORT PCT 031	0	0
0257 LOCKPORT PCT 032	0	0
0258 LOCKPORT PCT 033	0	0
0259 LOCKPORT PCT 034	0	0
0260 LOCKPORT PCT 035	0	0
0261 LOCKPORT PCT 036	0	0
0262 LOCKPORT PCT 037	0	0
0263 MANHATTAN PCT 001	0	0
0264 MANHATTAN PCT 002	0	0
0265 MANHATTAN PCT 003	0	0
0266 MANHATTAN PCT 004	0	0
0267 MANHATTAN PCT 005	1	0
0268 MONEE PCT 001	0	0
0269 MONEE PCT 002	1	0
0270 MONEE PCT 003	0	0
0271 MONEE PCT 004	0	0
0272 MONEE PCT 005	0	0
0273 MONEE PCT 006	0	0
0274 MONEE PCT 007	0	0
0275 MONEE PCT 008	0	0
0276 MONEE PCT 009	0	0
0277 MONEE PCT 010	0	0
0278 MONEE PCT 011	0	0
0279 MONEE PCT 012	0	0
0280 NEW LENOX PCT 001	0	0
0281 NEW LENOX PCT 002	0	0
0282 NEW LENOX PCT 003	0	0
0283 NEW LENOX PCT 004	0	0
0284 NEW LENOX PCT 005	0	0



01 = BALLOTS CAST - GREEN

TOTAL PERCENT  
12 100.00

02 = BALLOTS CAST - FEDERAL GREEN

TOTAL PERCENT  
0

(CONTINUED FROM PREVIOUS PAGE)

	01	02
0285 NEW LENOX PCT 006	0	0
0286 NEW LENOX PCT 007	0	0
0287 NEW LENOX PCT 008	0	0
0288 NEW LENOX PCT 009	0	0
0289 NEW LENOX PCT 010	0	0
0290 NEW LENOX PCT 011	0	0
0291 NEW LENOX PCT 012	0	0
0292 NEW LENOX PCT 013	0	0
0293 NEW LENOX PCT 014	0	0
0294 NEW LENOX PCT 015	0	0
0295 NEW LENOX PCT 016	0	0
0296 NEW LENOX PCT 017	0	0
0297 NEW LENOX PCT 018	0	0
0298 NEW LENOX PCT 019	0	0
0299 NEW LENOX PCT 020	0	0
0300 NEW LENOX PCT 021	0	0
0301 NEW LENOX PCT 022	0	0
0302 NEW LENOX PCT 023	0	0
0303 NEW LENOX PCT 024	0	0
0304 NEW LENOX PCT 025	0	0
0305 NEW LENOX PCT 026	0	0
0306 NEW LENOX PCT 027	0	0
0307 NEW LENOX PCT 028	0	0
0308 NEW LENOX PCT 029	0	0
0309 NEW LENOX PCT 030	0	0
0310 PEOTONE PCT 001	0	0
0311 PEOTONE PCT 002	0	0
0312 PEOTONE PCT 003	0	0
0313 PLAINFIELD PCT 001	0	0
0314 PLAINFIELD PCT 002	0	0
0315 PLAINFIELD PCT 003	1	0
0316 PLAINFIELD PCT 004	0	0
0317 PLAINFIELD PCT 005	0	0
0318 PLAINFIELD PCT 006	0	0
0319 PLAINFIELD PCT 007	0	0
0320 PLAINFIELD PCT 008	0	0
0321 PLAINFIELD PCT 009	0	0
0322 PLAINFIELD PCT 010	0	0
0323 PLAINFIELD PCT 011	0	0
0324 PLAINFIELD PCT 012	0	0
0325 PLAINFIELD PCT 013	0	0
0326 PLAINFIELD PCT 014	0	0
0327 PLAINFIELD PCT 015	0	0
0328 PLAINFIELD PCT 016	0	0
0329 PLAINFIELD PCT 017	0	0
0330 PLAINFIELD PCT 018	0	0
0331 PLAINFIELD PCT 019	0	0
0332 PLAINFIELD PCT 020	0	0
0333 PLAINFIELD PCT 021	0	0
0334 PLAINFIELD PCT 022	0	0
0335 PLAINFIELD PCT 023	0	0
0336 PLAINFIELD PCT 024	0	0
0337 PLAINFIELD PCT 025	0	0
0338 PLAINFIELD PCT 026	0	0
0339 PLAINFIELD PCT 027	0	0
0340 PLAINFIELD PCT 028	0	0
0341 PLAINFIELD PCT 029	0	0

	TOTAL	PERCENT		TOTAL	PERCENT
01 = BALLOTS CAST - GREEN	12	100.00	02 = BALLOTS CAST - FEDERAL GREEN	0	
(CONTINUED FROM PREVIOUS PAGE)					
	01	02			
0342 PLAINFIELD PCT 030	0	. . 0			
0343 PLAINFIELD PCT 031	0	. . 0			
0344 PLAINFIELD PCT 032	0	. . 0			
0345 PLAINFIELD PCT 033	0	. . 0			
0346 PLAINFIELD PCT 034	0	. . 0			
0347 PLAINFIELD PCT 035	0	. . 0			
0348 PLAINFIELD PCT 036	0	. . 0			
0349 PLAINFIELD PCT 037	0	. . 0			
0350 PLAINFIELD PCT 038	0	. . 0			
0351 PLAINFIELD PCT 039	0	. . 0			
0352 PLAINFIELD PCT 040	0	. . 0			
0353 PLAINFIELD PCT 041	0	. . 0			
0354 PLAINFIELD PCT 042	0	. . 0			
0355 PLAINFIELD PCT 043	0	. . 0			
0356 PLAINFIELD PCT 044	0	. . 0			
0357 PLAINFIELD PCT 045	0	. . 0			
0358 PLAINFIELD PCT 046	0	. . 0			
0359 REED PCT 001	0	. . 0			
0360 REED PCT 002	0	. . 0			
0361 REED PCT 003	0	. . 0			
0362 REED PCT 004	0	. . 0			
0363 REED PCT 005	0	. . 0			
0364 TROY PCT 001	0	. . 0			
0365 TROY PCT 002	0	. . 0			
0366 TROY PCT 003	0	. . 0			
0367 TROY PCT 004	0	. . 0			
0368 TROY PCT 005	0	. . 0			
0369 TROY PCT 006	0	. . 0			
0370 TROY PCT 007	0	. . 0			
0371 TROY PCT 008	0	. . 0			
0372 TROY PCT 009	0	. . 0			
0373 TROY PCT 010	0	. . 0			
0374 TROY PCT 011	0	. . 0			
0375 TROY PCT 012	0	. . 0			
0376 TROY PCT 013	0	. . 0			
0377 TROY PCT 014	1	. . 0			
0378 TROY PCT 015	0	. . 0			
0379 TROY PCT 016	0	. . 0			
0380 TROY PCT 017	0	. . 0			
0381 TROY PCT 018	0	. . 0			
0382 TROY PCT 019	0	. . 0			
0383 TROY PCT 020	0	. . 0			
0384 TROY PCT 021	0	. . 0			
0385 TROY PCT 022	0	. . 0			
0386 TROY PCT 023	0	. . 0			
0387 TROY PCT 024	0	. . 0			
0388 TROY PCT 025	0	. . 0			
0389 TROY PCT 026	0	. . 0			
0390 TROY PCT 027	0	. . 0			
0391 TROY PCT 028	0	. . 0			
0392 TROY PCT 029	0	. . 0			
0393 TROY PCT 030	0	. . 0			
0394 WASHINGTON PCT 001	0	. . 0			
0395 WASHINGTON PCT 002	0	. . 0			
0396 WASHINGTON PCT 003	0	. . 0			
0397 WASHINGTON PCT 004	0	. . 0			
0398 WESLEY PCT 001	0	. . 0			

	TOTAL	PERCENT		TOTAL	PERCENT
01 = BALLOTS CAST - GREEN	12	100.00	02 = BALLOTS CAST - FEDERAL GREEN	0	
(CONTINUED FROM PREVIOUS PAGE)					
	01	02			
0399 WESLEY PCT 002	0	. . 0			
0400 WHEATLAND PCT 001	0	. . 0			
0401 WHEATLAND PCT 002	0	. . 0			
0402 WHEATLAND PCT 003	0	. . 0			
0403 WHEATLAND PCT 004	0	. . 0			
0404 WHEATLAND PCT 005	0	. . 0			
0405 WHEATLAND PCT 006	0	. . 0			
0406 WHEATLAND PCT 007	0	. . 0			
0407 WHEATLAND PCT 008	0	. . 0			
0408 WHEATLAND PCT 009	0	. . 0			
0409 WHEATLAND PCT 010	0	. . 0			
0410 WHEATLAND PCT 011	0	. . 0			
0411 WHEATLAND PCT 012	0	. . 0			
0412 WHEATLAND PCT 013	0	. . 0			
0413 WHEATLAND PCT 014	0	. . 0			
0414 WHEATLAND PCT 015	0	. . 0			
0415 WHEATLAND PCT 016	0	. . 0			
0416 WHEATLAND PCT 017	0	. . 0			
0417 WHEATLAND PCT 018	1	. . 0			
0418 WHEATLAND PCT 019	0	. . 0			
0419 WHEATLAND PCT 020	0	. . 0			
0420 WHEATLAND PCT 021	0	. . 0			
0421 WHEATLAND PCT 022	0	. . 0			
0422 WHEATLAND PCT 023	0	. . 0			
0423 WHEATLAND PCT 024	0	. . 0			
0424 WHEATLAND PCT 025	0	. . 0			
0425 WHEATLAND PCT 026	0	. . 0			
0426 WHEATLAND PCT 027	0	. . 0			
0427 WHEATLAND PCT 028	0	. . 0			
0428 WHEATLAND PCT 029	0	. . 0			
0429 WHEATLAND PCT 030	0	. . 0			
0430 WHEATLAND PCT 031	0	. . 0			
0431 WHEATLAND PCT 032	0	. . 0			
0432 WHEATLAND PCT 033	0	. . 0			
0433 WHEATLAND PCT 034	0	. . 0			
0434 WHEATLAND PCT 035	0	. . 0			
0435 WHEATLAND PCT 036	0	. . 0			
0436 WHEATLAND PCT 037	0	. . 0			
0437 WHEATLAND PCT 038	0	. . 0			
0438 WHEATLAND PCT 039	0	. . 0			
0439 WHEATLAND PCT 040	0	. . 0			
0440 WILL PCT 001	0	. . 0			
0441 WILMINGTON PCT 001	0	. . 0			
0442 WILMINGTON PCT 002	0	. . 0			
0443 WILMINGTON PCT 003	0	. . 0			
0444 WILMINGTON PCT 004	0	. . 0			
0445 WILMINGTON PCT 005	0	. . 0			
0446 WILTON PCT 001	0	. . 0			



**Nancy Schultz Voots**

W I L L C O U N T Y C L E R K



**Green Party**

**PROVISIONAL  
& GRACE PERIOD  
VOTING  
(BY PRECINCT)**

OFFICIAL RESULTS

WILL COUNTY, ILLINOIS  
GENERAL PRIMARY ELECTION  
FEBRUARY 2, 2010  
STATISTICS

(PROV/GRACE)

REPORT-EL52

PAGE 0001

01 = BALLOTS CAST - GREEN

TOTAL PERCENT  
2 100.00

02 = BALLOTS CAST - FEDERAL GREEN

TOTAL PERCENT  
0

01 02

0001 CHANNAHON PCT 001	0	.00
0002 CHANNAHON PCT 002	0	.00
0003 CHANNAHON PCT 003	0	.00
0004 CHANNAHON PCT 004	0	.00
0005 CHANNAHON PCT 005	0	.00
0006 CHANNAHON PCT 006	0	.00
0007 CHANNAHON PCT 007	0	.00
0008 CHANNAHON PCT 008	0	.00
0009 CHANNAHON PCT 009	0	.00
0010 CRETE PCT 001	0	.00
0011 CRETE PCT 002	0	.00
0012 CRETE PCT 003	0	.00
0013 CRETE PCT 004	0	.00
0014 CRETE PCT 005	0	.00
0015 CRETE PCT 006	0	.00
0016 CRETE PCT 007	0	.00
0017 CRETE PCT 008	0	.00
0018 CRETE PCT 009	0	.00
0019 CRETE PCT 010	0	.00
0020 CRETE PCT 011	0	.00
0021 CRETE PCT 012	0	.00
0022 CRETE PCT 013	0	.00
0023 CRETE PCT 014	0	.00
0024 CRETE PCT 015	0	.00
0025 CRETE PCT 016	0	.00
0026 CRETE PCT 017	0	.00
0027 CUSTER PCT 001	0	.00
0028 DU PAGE PCT 001	0	.00
0029 DU PAGE PCT 002	0	.00
0030 DU PAGE PCT 003	0	.00
0031 DU PAGE PCT 004	0	.00
0032 DU PAGE PCT 005	0	.00
0033 DU PAGE PCT 006	0	.00
0034 DU PAGE PCT 007	0	.00
0035 DU PAGE PCT 008	0	.00
0036 DU PAGE PCT 009	0	.00
0037 DU PAGE PCT 010	0	.00
0038 DU PAGE PCT 011	0	.00
0039 DU PAGE PCT 012	0	.00
0040 DU PAGE PCT 013	0	.00
0041 DU PAGE PCT 014	0	.00
0042 DU PAGE PCT 015	0	.00
0043 DU PAGE PCT 016	0	.00
0044 DU PAGE PCT 017	0	.00
0045 DU PAGE PCT 018	0	.00
0046 DU PAGE PCT 019	0	.00
0047 DU PAGE PCT 020	0	.00
0048 DU PAGE PCT 021	0	.00
0049 DU PAGE PCT 022	0	.00
0050 DU PAGE PCT 023	0	.00
0051 DU PAGE PCT 024	0	.00
0052 DU PAGE PCT 025	0	.00
0053 DU PAGE PCT 026	0	.00
0054 DU PAGE PCT 027	0	.00
0055 DU PAGE PCT 028	0	.00
0056 DU PAGE PCT 029	0	.00

	TOTAL	PERCENT		TOTAL	PERCENT
01 = BALLOTS CAST - GREEN	2	100.00	02 = BALLOTS CAST - FEDERAL GREEN	0	
(CONTINUED FROM PREVIOUS PAGE)	01	02			
0057 DU PAGE PCT 030	0	. . 0			
0058 DU PAGE PCT 031	0	. . 0			
0059 DU PAGE PCT 032	0	. . 0			
0060 DU PAGE PCT 033	0	. . 0			
0061 DU PAGE PCT 034	0	. . 0			
0062 DU PAGE PCT 035	0	. . 0			
0063 DU PAGE PCT 036	0	. . 0			
0064 DU PAGE PCT 037	0	. . 0			
0065 DU PAGE PCT 038	0	. . 0			
0066 DU PAGE PCT 039	0	. . 0			
0067 DU PAGE PCT 040	0	. . 0			
0068 DU PAGE PCT 041	0	. . 0			
0069 DU PAGE PCT 042	0	. . 0			
0070 DU PAGE PCT 043	0	. . 0			
0071 DU PAGE PCT 044	0	. . 0			
0072 DU PAGE PCT 045	0	. . 0			
0073 DU PAGE PCT 046	0	. . 0			
0074 DU PAGE PCT 047	0	. . 0			
0075 DU PAGE PCT 048	0	. . 0			
0076 DU PAGE PCT 049	0	. . 0			
0077 DU PAGE PCT 050	0	. . 0			
0078 DU PAGE PCT 051	0	. . 0			
0079 DU PAGE PCT 052	0	. . 0			
0080 DU PAGE PCT 053	0	. . 0			
0081 DU PAGE PCT 054	0	. . 0			
0082 DU PAGE PCT 055	0	. . 0			
0083 DU PAGE PCT 056	0	. . 0			
0084 FLORENCE PCT 001	0	. . 0			
0085 FRANKFORT PCT 001	0	. . 0			
0086 FRANKFORT PCT 002	0	. . 0			
0087 FRANKFORT PCT 003	0	. . 0			
0088 FRANKFORT PCT 004	0	. . 0			
0089 FRANKFORT PCT 005	0	. . 0			
0090 FRANKFORT PCT 006	0	. . 0			
0091 FRANKFORT PCT 007	0	. . 0			
0092 FRANKFORT PCT 008	0	. . 0			
0093 FRANKFORT PCT 009	0	. . 0			
0094 FRANKFORT PCT 010	0	. . 0			
0095 FRANKFORT PCT 011	0	. . 0			
0096 FRANKFORT PCT 012	0	. . 0			
0097 FRANKFORT PCT 013	0	. . 0			
0098 FRANKFORT PCT 014	0	. . 0			
0099 FRANKFORT PCT 015	0	. . 0			
0100 FRANKFORT PCT 016	0	. . 0			
0101 FRANKFORT PCT 017	0	. . 0			
0102 FRANKFORT PCT 018	0	. . 0			
0103 FRANKFORT PCT 019	0	. . 0			
0104 FRANKFORT PCT 020	0	. . 0			
0105 FRANKFORT PCT 021	0	. . 0			
0106 FRANKFORT PCT 022	0	. . 0			
0107 FRANKFORT PCT 023	0	. . 0			
0108 FRANKFORT PCT 024	0	. . 0			
0109 FRANKFORT PCT 025	0	. . 0			
0110 FRANKFORT PCT 026	0	. . 0			
0111 FRANKFORT PCT 027	0	. . 0			
0112 FRANKFORT PCT 028	0	. . 0			
0113 FRANKFORT PCT 029	0	. . 0			

	TOTAL	PERCENT		TOTAL	PERCENT
01 = BALLOTS CAST - GREEN	2	100.00	02 = BALLOTS CAST - FEDERAL GREEN	0	
(CONTINUED FROM PREVIOUS PAGE)	01	02			
0114 FRANKFORT PCT 030	0	. . 0			
0115 FRANKFORT PCT 031	0	. . 0			
0116 FRANKFORT PCT 032	0	. . 0			
0117 FRANKFORT PCT 033	0	. . 0			
0118 FRANKFORT PCT 034	0	. . 0			
0119 FRANKFORT PCT 035	0	. . 0			
0120 FRANKFORT PCT 036	0	. . 0			
0121 FRANKFORT PCT 037	0	. . 0			
0122 FRANKFORT PCT 038	0	. . 0			
0123 FRANKFORT PCT 039	0	. . 0			
0124 FRANKFORT PCT 040	0	. . 0			
0125 FRANKFORT PCT 041	0	. . 0			
0126 FRANKFORT PCT 042	0	. . 0			
0127 GREEN GARDEN PCT 001	0	. . 0			
0128 GREEN GARDEN PCT 002	0	. . 0			
0129 GREEN GARDEN PCT 003	0	. . 0			
0130 HOMER PCT 001	0	. . 0			
0131 HOMER PCT 002	0	. . 0			
0132 HOMER PCT 003	0	. . 0			
0133 HOMER PCT 004	0	. . 0			
0134 HOMER PCT 005	0	. . 0			
0135 HOMER PCT 006	0	. . 0			
0136 HOMER PCT 007	0	. . 0			
0137 HOMER PCT 008	0	. . 0			
0138 HOMER PCT 009	0	. . 0			
0139 HOMER PCT 010	0	. . 0			
0140 HOMER PCT 011	0	. . 0			
0141 HOMER PCT 012	0	. . 0			
0142 HOMER PCT 013	0	. . 0			
0143 HOMER PCT 014	0	. . 0			
0144 HOMER PCT 015	0	. . 0			
0145 HOMER PCT 016	0	. . 0			
0146 HOMER PCT 017	0	. . 0			
0147 HOMER PCT 018	0	. . 0			
0148 HOMER PCT 019	0	. . 0			
0149 HOMER PCT 020	0	. . 0			
0150 HOMER PCT 021	0	. . 0			
0151 HOMER PCT 022	0	. . 0			
0152 HOMER PCT 023	0	. . 0			
0153 HOMER PCT 024	0	. . 0			
0154 HOMER PCT 025	0	. . 0			
0155 HOMER PCT 026	0	. . 0			
0156 HOMER PCT 027	0	. . 0			
0157 HOMER PCT 028	0	. . 0			
0158 JACKSON PCT 001	0	. . 0			
0159 JACKSON PCT 002	0	. . 0			
0160 JACKSON PCT 003	0	. . 0			
0161 JACKSON PCT 004	0	. . 0			
0162 JOLIET PCT 001	0	. . 0			
0163 JOLIET PCT 002	0	. . 0			
0164 JOLIET PCT 003	0	. . 0			
0165 JOLIET PCT 004	0	. . 0			
0166 JOLIET PCT 005	0	. . 0			
0167 JOLIET PCT 006	0	. . 0			
0168 JOLIET PCT 007	0	. . 0			
0169 JOLIET PCT 008	1	. . 0			
0170 JOLIET PCT 009	0	. . 0			

01 = BALLOTS CAST - GREEN

TOTAL PERCENT  
 2 100.00

02 = BALLOTS CAST - FEDERAL GREEN

TOTAL PERCENT  
 0

(CONTINUED FROM PREVIOUS PAGE)

	01	02
0171 JOLIET PCT 010	0	0
0172 JOLIET PCT 011	0	0
0173 JOLIET PCT 012	0	0
0174 JOLIET PCT 013	0	0
0175 JOLIET PCT 014	0	0
0176 JOLIET PCT 015	0	0
0177 JOLIET PCT 016	0	0
0178 JOLIET PCT 017	0	0
0179 JOLIET PCT 018	0	0
0180 JOLIET PCT 019	0	0
0181 JOLIET PCT 020	0	0
0182 JOLIET PCT 021	0	0
0183 JOLIET PCT 022	0	0
0184 JOLIET PCT 023	0	0
0185 JOLIET PCT 024	0	0
0186 JOLIET PCT 025	0	0
0187 JOLIET PCT 026	0	0
0188 JOLIET PCT 027	0	0
0189 JOLIET PCT 028	0	0
0190 JOLIET PCT 029	0	0
0191 JOLIET PCT 030	0	0
0192 JOLIET PCT 031	0	0
0193 JOLIET PCT 032	0	0
0194 JOLIET PCT 033	0	0
0195 JOLIET PCT 034	0	0
0196 JOLIET PCT 035	0	0
0197 JOLIET PCT 036	0	0
0198 JOLIET PCT 037	0	0
0199 JOLIET PCT 038	0	0
0200 JOLIET PCT 039	0	0
0201 JOLIET PCT 040	0	0
0202 JOLIET PCT 041	0	0
0203 JOLIET PCT 042	0	0
0204 JOLIET PCT 043	0	0
0205 JOLIET PCT 044	0	0
0206 JOLIET PCT 045	0	0
0207 JOLIET PCT 046	0	0
0208 JOLIET PCT 047	0	0
0209 JOLIET PCT 048	0	0
0210 JOLIET PCT 049	0	0
0211 JOLIET PCT 050	0	0
0212 JOLIET PCT 051	0	0
0213 JOLIET PCT 052	0	0
0214 JOLIET PCT 053	0	0
0215 JOLIET PCT 054	0	0
0216 JOLIET PCT 055	0	0
0217 JOLIET PCT 056	0	0
0218 JOLIET PCT 057	0	0
0219 JOLIET PCT 058	0	0
0220 JOLIET PCT 059	0	0
0221 JOLIET PCT 060	0	0
0222 JOLIET PCT 061	0	0
0223 JOLIET PCT 062	0	0
0224 JOLIET PCT 063	0	0
0225 JOLIET PCT 064	0	0
0226 LOCKPORT PCT 001	0	0
0227 LOCKPORT PCT 002	0	0



	TOTAL	PERCENT		TOTAL	PERCENT
01 = BALLOTS CAST - GREEN	2	100.00	02 = BALLOTS CAST - FEDERAL GREEN	0	
(CONTINUED FROM PREVIOUS PAGE)	01	02			
0228 LOCKPORT PCT 003	0	. . 0			
0229 LOCKPORT PCT 004	0	. . 0			
0230 LOCKPORT PCT 005	0	. . 0			
0231 LOCKPORT PCT 006	0	. . 0			
0232 LOCKPORT PCT 007	0	. . 0			
0233 LOCKPORT PCT 008	0	. . 0			
0234 LOCKPORT PCT 009	0	. . 0			
0235 LOCKPORT PCT 010	0	. . 0			
0236 LOCKPORT PCT 011	0	. . 0			
0237 LOCKPORT PCT 012	0	. . 0			
0238 LOCKPORT PCT 013	0	. . 0			
0239 LOCKPORT PCT 014	0	. . 0			
0240 LOCKPORT PCT 015	0	. . 0			
0241 LOCKPORT PCT 016	0	. . 0			
0242 LOCKPORT PCT 017	0	. . 0			
0243 LOCKPORT PCT 018	0	. . 0			
0244 LOCKPORT PCT 019	0	. . 0			
0245 LOCKPORT PCT 020	0	. . 0			
0246 LOCKPORT PCT 021	0	. . 0			
0247 LOCKPORT PCT 022	0	. . 0			
0248 LOCKPORT PCT 023	0	. . 0			
0249 LOCKPORT PCT 024	0	. . 0			
0250 LOCKPORT PCT 025	0	. . 0			
0251 LOCKPORT PCT 026	0	. . 0			
0252 LOCKPORT PCT 027	0	. . 0			
0253 LOCKPORT PCT 028	0	. . 0			
0254 LOCKPORT PCT 029	0	. . 0			
0255 LOCKPORT PCT 030	0	. . 0			
0256 LOCKPORT PCT 031	0	. . 0			
0257 LOCKPORT PCT 032	0	. . 0			
0258 LOCKPORT PCT 033	1	. . 0			
0259 LOCKPORT PCT 034	0	. . 0			
0260 LOCKPORT PCT 035	0	. . 0			
0261 LOCKPORT PCT 036	0	. . 0			
0262 LOCKPORT PCT 037	0	. . 0			
0263 MANHATTAN PCT 001	0	. . 0			
0264 MANHATTAN PCT 002	0	. . 0			
0265 MANHATTAN PCT 003	0	. . 0			
0266 MANHATTAN PCT 004	0	. . 0			
0267 MANHATTAN PCT 005	0	. . 0			
0268 MONEE PCT 001	0	. . 0			
0269 MONEE PCT 002	0	. . 0			
0270 MONEE PCT 003	0	. . 0			
0271 MONEE PCT 004	0	. . 0			
0272 MONEE PCT 005	0	. . 0			
0273 MONEE PCT 006	0	. . 0			
0274 MONEE PCT 007	0	. . 0			
0275 MONEE PCT 008	0	. . 0			
0276 MONEE PCT 009	0	. . 0			
0277 MONEE PCT 010	0	. . 0			
0278 MONEE PCT 011	0	. . 0			
0279 MONEE PCT 012	0	. . 0			
0280 NEW LENOX PCT 001	0	. . 0			
0281 NEW LENOX PCT 002	0	. . 0			
0282 NEW LENOX PCT 003	0	. . 0			
0283 NEW LENOX PCT 004	0	. . 0			
0284 NEW LENOX PCT 005	0	. . 0			

01 = BALLOTS CAST - GREEN

TOTAL PERCENT  
2 100.00

02 = BALLOTS CAST - FEDERAL GREEN

TOTAL PERCENT  
0

(CONTINUED FROM PREVIOUS PAGE)

	01	02
0285 NEW LENOX PCT 006	0	0
0286 NEW LENOX PCT 007	0	0
0287 NEW LENOX PCT 008	0	0
0288 NEW LENOX PCT 009	0	0
0289 NEW LENOX PCT 010	0	0
0290 NEW LENOX PCT 011	0	0
0291 NEW LENOX PCT 012	0	0
0292 NEW LENOX PCT 013	0	0
0293 NEW LENOX PCT 014	0	0
0294 NEW LENOX PCT 015	0	0
0295 NEW LENOX PCT 016	0	0
0296 NEW LENOX PCT 017	0	0
0297 NEW LENOX PCT 018	0	0
0298 NEW LENOX PCT 019	0	0
0299 NEW LENOX PCT 020	0	0
0300 NEW LENOX PCT 021	0	0
0301 NEW LENOX PCT 022	0	0
0302 NEW LENOX PCT 023	0	0
0303 NEW LENOX PCT 024	0	0
0304 NEW LENOX PCT 025	0	0
0305 NEW LENOX PCT 026	0	0
0306 NEW LENOX PCT 027	0	0
0307 NEW LENOX PCT 028	0	0
0308 NEW LENOX PCT 029	0	0
0309 NEW LENOX PCT 030	0	0
0310 PEOTONE PCT 001	0	0
0311 PEOTONE PCT 002	0	0
0312 PEOTONE PCT 003	0	0
0313 PLAINFIELD PCT 001	0	0
0314 PLAINFIELD PCT 002	0	0
0315 PLAINFIELD PCT 003	0	0
0316 PLAINFIELD PCT 004	0	0
0317 PLAINFIELD PCT 005	0	0
0318 PLAINFIELD PCT 006	0	0
0319 PLAINFIELD PCT 007	0	0
0320 PLAINFIELD PCT 008	0	0
0321 PLAINFIELD PCT 009	0	0
0322 PLAINFIELD PCT 010	0	0
0323 PLAINFIELD PCT 011	0	0
0324 PLAINFIELD PCT 012	0	0
0325 PLAINFIELD PCT 013	0	0
0326 PLAINFIELD PCT 014	0	0
0327 PLAINFIELD PCT 015	0	0
0328 PLAINFIELD PCT 016	0	0
0329 PLAINFIELD PCT 017	0	0
0330 PLAINFIELD PCT 018	0	0
0331 PLAINFIELD PCT 019	0	0
0332 PLAINFIELD PCT 020	0	0
0333 PLAINFIELD PCT 021	0	0
0334 PLAINFIELD PCT 022	0	0
0335 PLAINFIELD PCT 023	0	0
0336 PLAINFIELD PCT 024	0	0
0337 PLAINFIELD PCT 025	0	0
0338 PLAINFIELD PCT 026	0	0
0339 PLAINFIELD PCT 027	0	0
0340 PLAINFIELD PCT 028	0	0
0341 PLAINFIELD PCT 029	0	0

	TOTAL	PERCENT		TOTAL	PERCENT
01 = BALLOTS CAST - GREEN	2	100.00	02 = BALLOTS CAST - FEDERAL GREEN	0	
(CONTINUED FROM PREVIOUS PAGE)	01	02			
0342 PLAINFIELD PCT 030	0	. . 0			
0343 PLAINFIELD PCT 031	0	. . 0			
0344 PLAINFIELD PCT 032	0	. . 0			
0345 PLAINFIELD PCT 033	0	. . 0			
0346 PLAINFIELD PCT 034	0	. . 0			
0347 PLAINFIELD PCT 035	0	. . 0			
0348 PLAINFIELD PCT 036	0	. . 0			
0349 PLAINFIELD PCT 037	0	. . 0			
0350 PLAINFIELD PCT 038	0	. . 0			
0351 PLAINFIELD PCT 039	0	. . 0			
0352 PLAINFIELD PCT 040	0	. . 0			
0353 PLAINFIELD PCT 041	0	. . 0			
0354 PLAINFIELD PCT 042	0	. . 0			
0355 PLAINFIELD PCT 043	0	. . 0			
0356 PLAINFIELD PCT 044	0	. . 0			
0357 PLAINFIELD PCT 045	0	. . 0			
0358 PLAINFIELD PCT 046	0	. . 0			
0359 REED PCT 001	0	. . 0			
0360 REED PCT 002	0	. . 0			
0361 REED PCT 003	0	. . 0			
0362 REED PCT 004	0	. . 0			
0363 REED PCT 005	0	. . 0			
0364 TROY PCT 001	0	. . 0			
0365 TROY PCT 002	0	. . 0			
0366 TROY PCT 003	0	. . 0			
0367 TROY PCT 004	0	. . 0			
0368 TROY PCT 005	0	. . 0			
0369 TROY PCT 006	0	. . 0			
0370 TROY PCT 007	0	. . 0			
0371 TROY PCT 008	0	. . 0			
0372 TROY PCT 009	0	. . 0			
0373 TROY PCT 010	0	. . 0			
0374 TROY PCT 011	0	. . 0			
0375 TROY PCT 012	0	. . 0			
0376 TROY PCT 013	0	. . 0			
0377 TROY PCT 014	0	. . 0			
0378 TROY PCT 015	0	. . 0			
0379 TROY PCT 016	0	. . 0			
0380 TROY PCT 017	0	. . 0			
0381 TROY PCT 018	0	. . 0			
0382 TROY PCT 019	0	. . 0			
0383 TROY PCT 020	0	. . 0			
0384 TROY PCT 021	0	. . 0			
0385 TROY PCT 022	0	. . 0			
0386 TROY PCT 023	0	. . 0			
0387 TROY PCT 024	0	. . 0			
0388 TROY PCT 025	0	. . 0			
0389 TROY PCT 026	0	. . 0			
0390 TROY PCT 027	0	. . 0			
0391 TROY PCT 028	0	. . 0			
0392 TROY PCT 029	0	. . 0			
0393 TROY PCT 030	0	. . 0			
0394 WASHINGTON PCT 001	0	. . 0			
0395 WASHINGTON PCT 002	0	. . 0			
0396 WASHINGTON PCT 003	0	. . 0			
0397 WASHINGTON PCT 004	0	. . 0			
0398 WESLEY PCT 001	0	. . 0			

01 = BALLOTS CAST - GREEN

TOTAL PERCENT  
2 100.00

02 = BALLOTS CAST - FEDERAL GREEN

TOTAL PERCENT  
0

(CONTINUED FROM PREVIOUS PAGE)

	01	02
0399 WESLEY PCT 002	0	0
0400 WHEATLAND PCT 001	0	0
0401 WHEATLAND PCT 002	0	0
0402 WHEATLAND PCT 003	0	0
0403 WHEATLAND PCT 004	0	0
0404 WHEATLAND PCT 005	0	0
0405 WHEATLAND PCT 006	0	0
0406 WHEATLAND PCT 007	0	0
0407 WHEATLAND PCT 008	0	0
0408 WHEATLAND PCT 009	0	0
0409 WHEATLAND PCT 010	0	0
0410 WHEATLAND PCT 011	0	0
0411 WHEATLAND PCT 012	0	0
0412 WHEATLAND PCT 013	0	0
0413 WHEATLAND PCT 014	0	0
0414 WHEATLAND PCT 015	0	0
0415 WHEATLAND PCT 016	0	0
0416 WHEATLAND PCT 017	0	0
0417 WHEATLAND PCT 018	0	0
0418 WHEATLAND PCT 019	0	0
0419 WHEATLAND PCT 020	0	0
0420 WHEATLAND PCT 021	0	0
0421 WHEATLAND PCT 022	0	0
0422 WHEATLAND PCT 023	0	0
0423 WHEATLAND PCT 024	0	0
0424 WHEATLAND PCT 025	0	0
0425 WHEATLAND PCT 026	0	0
0426 WHEATLAND PCT 027	0	0
0427 WHEATLAND PCT 028	0	0
0428 WHEATLAND PCT 029	0	0
0429 WHEATLAND PCT 030	0	0
0430 WHEATLAND PCT 031	0	0
0431 WHEATLAND PCT 032	0	0
0432 WHEATLAND PCT 033	0	0
0433 WHEATLAND PCT 034	0	0
0434 WHEATLAND PCT 035	0	0
0435 WHEATLAND PCT 036	0	0
0436 WHEATLAND PCT 037	0	0
0437 WHEATLAND PCT 038	0	0
0438 WHEATLAND PCT 039	0	0
0439 WHEATLAND PCT 040	0	0
0440 WILL PCT 001	0	0
0441 WILMINGTON PCT 001	0	0
0442 WILMINGTON PCT 002	0	0
0443 WILMINGTON PCT 003	0	0
0444 WILMINGTON PCT 004	0	0
0445 WILMINGTON PCT 005	0	0
0446 WILTON PCT 001	0	0



**Nancy Schultz Voots**

W I L L C O U N T Y C L E R K



**Green Party**

**UNITED STATES  
SENATOR  
SUMMARY**

	TOTAL	PERCENT		TOTAL	PERCENT
01 = REGISTERED VOTERS - TOTAL	360,651		07 = BALLOTS CAST - GREEN	252	.32
02 = BALLOTS CAST - TOTAL	78,185		08 = BALLOTS CAST - FEDERAL GREEN	10	.01
03 = BALLOTS CAST - REPUBLICAN	45,589	58.31	09 = BALLOTS CAST - NONPARTISAN	1,346	1.72
04 = BALLOTS CAST - FEDERAL REPUBLICAN	96	.12	10 = BALLOTS CAST - BLANK	20	.03
05 = BALLOTS CAST - DEMOCRATIC	30,787	39.38	11 = VOTER TURNOUT - TOTAL		21.68
06 = BALLOTS CAST - FEDERAL DEMOCRAT	105	.13			

	01	02	03	04	05	06	07	08	09	10	11
0001 CHANNAHON PCT 001	558	121	75	0	45	0	1	0	0	0	21.68
0002 CHANNAHON PCT 002	550	127	74	0	53	0	0	0	0	0	23.09
0003 CHANNAHON PCT 003	704	147	87	1	58	0	1	0	0	0	20.88
0004 CHANNAHON PCT 004	977	211	139	1	69	1	1	0	0	0	21.60
0005 CHANNAHON PCT 005	620	124	90	0	32	0	2	0	0	0	20.00
0006 CHANNAHON PCT 006	727	142	96	0	45	0	1	0	0	0	19.53
0007 CHANNAHON PCT 007	681	140	102	0	38	0	0	0	0	0	20.56
0008 CHANNAHON PCT 008	1138	207	122	0	83	0	2	0	0	0	18.19
0009 CHANNAHON PCT 009	533	119	81	0	38	0	0	0	0	0	22.33
0010 CRETE PCT 001	745	199	118	0	80	0	0	0	1	0	26.71
0011 CRETE PCT 002	819	186	92	0	94	0	0	0	0	0	22.71
0012 CRETE PCT 003	771	110	59	0	51	0	0	0	0	0	14.27
0013 CRETE PCT 004	627	104	59	0	44	0	1	0	0	0	16.59
0014 CRETE PCT 005	386	50	27	0	22	0	0	0	1	0	12.95
0015 CRETE PCT 006	857	151	74	0	76	1	0	0	0	0	17.62
0016 CRETE PCT 007	924	265	133	0	131	1	0	0	0	0	28.68
0017 CRETE PCT 008	891	265	156	0	106	0	0	0	3	0	29.74
0018 CRETE PCT 009	631	161	100	1	56	2	0	0	2	0	25.52
0019 CRETE PCT 010	1008	232	136	0	92	0	0	0	4	0	23.02
0020 CRETE PCT 011	900	241	192	0	45	0	1	0	3	0	26.78
0021 CRETE PCT 012	715	143	44	0	96	1	0	0	2	0	20.00
0022 CRETE PCT 013	999	296	179	1	111	1	0	0	4	0	29.63
0023 CRETE PCT 014	1009	270	88	0	180	0	2	0	0	0	26.76
0024 CRETE PCT 015	729	193	59	1	133	0	0	0	0	0	26.47
0025 CRETE PCT 016	1014	230	122	0	93	0	1	0	14	0	22.68
0026 CRETE PCT 017	709	140	39	0	97	2	0	0	2	0	19.75
0027 CUSTER PCT 001	957	242	155	0	86	0	1	0	0	0	25.29
0028 DU PAGE PCT 001	845	221	99	1	102	0	0	0	19	0	26.15
0029 DU PAGE PCT 002	481	133	64	0	43	0	0	0	26	0	27.65
0030 DU PAGE PCT 003	437	148	77	0	59	0	0	0	12	0	33.87
0031 DU PAGE PCT 004	558	177	69	0	76	0	0	0	32	0	31.72
0032 DU PAGE PCT 005	635	156	57	3	78	0	1	0	17	0	24.57
0033 DU PAGE PCT 006	669	117	64	1	50	0	2	0	0	0	17.49
0034 DU PAGE PCT 007	758	142	83	0	58	1	0	0	0	0	18.73
0035 DU PAGE PCT 008	947	159	83	1	75	0	0	0	0	0	16.79
0036 DU PAGE PCT 009	712	82	33	0	47	2	0	0	0	0	11.52
0037 DU PAGE PCT 010	828	134	69	0	64	0	1	0	0	0	16.18
0038 DU PAGE PCT 011	884	184	86	0	98	0	0	0	0	0	20.81
0039 DU PAGE PCT 012	894	151	67	0	83	0	1	0	0	0	16.89
0040 DU PAGE PCT 013	920	193	97	0	96	0	0	0	0	0	20.98
0041 DU PAGE PCT 014	961	175	110	0	64	1	0	0	0	0	18.21
0042 DU PAGE PCT 015	639	117	46	1	70	0	0	0	0	2	18.31
0043 DU PAGE PCT 016	764	134	76	0	58	0	0	0	0	0	17.54
0044 DU PAGE PCT 017	705	152	99	0	53	0	0	0	0	0	21.56
0045 DU PAGE PCT 018	979	181	101	2	77	1	0	0	0	0	18.49
0046 DU PAGE PCT 019	822	120	67	0	53	0	0	0	0	0	14.60
0047 DU PAGE PCT 020	886	223	119	0	103	0	1	0	0	0	25.17
0048 DU PAGE PCT 021	689	223	139	0	77	0	1	0	6	0	32.37
0049 DU PAGE PCT 022	496	133	77	0	51	0	0	0	5	1	26.81
0050 DU PAGE PCT 023	767	152	69	0	82	0	1	0	0	0	19.82
0051 DU PAGE PCT 024	818	159	64	0	93	0	2	0	0	0	19.44

	TOTAL	PERCENT		TOTAL	PERCENT
01 = REGISTERED VOTERS - TOTAL	360,651		07 = BALLOTS CAST - GREEN	252	.32
02 = BALLOTS CAST - TOTAL	78,185		08 = BALLOTS CAST - FEDERAL GREEN	10	.01
03 = BALLOTS CAST - REPUBLICAN	45,589	58.31	09 = BALLOTS CAST - NONPARTISAN	1,346	1.72
04 = BALLOTS CAST - FEDERAL REPUBLICAN	96	.12	10 = BALLOTS CAST - BLANK	20	.03
05 = BALLOTS CAST - DEMOCRATIC	30,787	39.38	11 = VOTER TURNOUT - TOTAL		21.68
06 = BALLOTS CAST - FEDERAL DEMOCRAT	105	.13			

(CONTINUED FROM PREVIOUS PAGE)

	01	02	03	04	05	06	07	08	09	10	11
0052 DU PAGE PCT 025	547	.113	.63	.0	.49	.0	.1	.0	.0	.0	20.66
0053 DU PAGE PCT 026	760	.99	.50	.1	.47	.1	.0	.0	.0	.0	13.03
0054 DU PAGE PCT 027	782	.163	.74	.0	.89	.0	.0	.0	.0	.0	20.84
0055 DU PAGE PCT 028	871	.154	.76	.0	.77	.0	.1	.0	.0	.0	17.68
0056 DU PAGE PCT 029	594	.141	.41	.0	.97	.2	.1	.0	.0	.1	23.74
0057 DU PAGE PCT 030	895	.224	.155	.0	.69	.0	.0	.0	.0	.0	25.03
0058 DU PAGE PCT 031	1057	.248	.177	.1	.69	.1	.0	.0	.0	.0	23.46
0059 DU PAGE PCT 032	910	.203	.131	.0	.72	.0	.0	.0	.0	.0	22.31
0060 DU PAGE PCT 033	586	.129	.89	.0	.40	.0	.0	.0	.0	.0	22.01
0061 DU PAGE PCT 034	515	.121	.90	.0	.30	.0	.1	.0	.0	.0	23.50
0062 DU PAGE PCT 035	855	.197	.105	.0	.91	.0	.1	.0	.0	.0	23.04
0063 DU PAGE PCT 036	873	.185	.115	.1	.69	.0	.0	.0	.0	.0	21.19
0064 DU PAGE PCT 037	912	.176	.90	.0	.85	.0	.1	.0	.0	.0	19.30
0065 DU PAGE PCT 038	757	.91	.32	.0	.59	.0	.0	.0	.0	.0	12.02
0066 DU PAGE PCT 039	693	.90	.42	.0	.47	.1	.0	.0	.0	.0	12.99
0067 DU PAGE PCT 040	1070	.196	.80	.0	.116	.0	.0	.0	.0	.0	18.32
0068 DU PAGE PCT 041	582	.166	.90	.1	.75	.0	.0	.0	.0	.0	28.52
0069 DU PAGE PCT 042	693	.132	.80	.0	.51	.0	.1	.0	.0	.0	19.05
0070 DU PAGE PCT 043	659	.94	.33	.0	.60	.0	.1	.0	.0	.0	14.26
0071 DU PAGE PCT 044	994	.407	.256	.0	.118	.0	.0	.0	.33	.0	40.95
0072 DU PAGE PCT 045	1002	.191	.93	.0	.98	.0	.0	.0	.0	.0	19.06
0073 DU PAGE PCT 046	560	.139	.45	.0	.86	.1	.1	.0	.6	.0	24.82
0074 DU PAGE PCT 047	487	.135	.92	.0	.43	.0	.0	.0	.0	.0	27.72
0075 DU PAGE PCT 048	1300	.189	.70	.1	.104	.0	.1	.0	.13	.0	14.54
0076 DU PAGE PCT 049	710	.145	.75	.0	.70	.0	.0	.0	.0	.0	20.42
0077 DU PAGE PCT 050	465	.51	.11	.0	.39	.0	.1	.0	.0	.0	10.97
0078 DU PAGE PCT 051	1007	.137	.70	.0	.66	.1	.0	.0	.0	.0	13.60
0079 DU PAGE PCT 052	664	.145	.102	.0	.42	.0	.1	.0	.0	.0	21.84
0080 DU PAGE PCT 053	990	.177	.79	.1	.97	.0	.0	.0	.0	.0	17.88
0081 DU PAGE PCT 054	735	.96	.31	.0	.65	.0	.0	.0	.0	.0	13.06
0082 DU PAGE PCT 055	881	.113	.55	.1	.57	.0	.0	.0	.0	.0	12.83
0083 DU PAGE PCT 056	1287	.172	.72	.0	.99	.0	.1	.0	.0	.0	13.36
0084 FLORENCE PCT 001	591	.119	.59	.0	.60	.0	.0	.0	.0	.0	20.14
0085 FRANKFORT PCT 001	648	.212	.147	.0	.59	.0	.1	.0	.5	.0	32.72
0086 FRANKFORT PCT 002	1140	.462	.252	.0	.146	.1	.0	.0	.63	.0	40.53
0087 FRANKFORT PCT 003	917	.384	.230	.0	.113	.0	.2	.0	.39	.0	41.88
0088 FRANKFORT PCT 004	431	.196	.109	.0	.70	.0	.0	.0	.17	.0	45.48
0089 FRANKFORT PCT 005	784	.185	.130	.0	.53	.0	.2	.0	.0	.1	23.60
0090 FRANKFORT PCT 006	1082	.204	.132	.0	.71	.0	.1	.0	.0	.0	18.85
0091 FRANKFORT PCT 007	602	.176	.119	.0	.54	.0	.0	.0	.3	.0	29.24
0092 FRANKFORT PCT 008	661	.204	.157	.0	.43	.0	.0	.0	.4	.0	30.86
0093 FRANKFORT PCT 009	668	.179	.117	.0	.62	.0	.0	.0	.0	.0	26.80
0094 FRANKFORT PCT 010	1060	.374	.198	.0	.132	.0	.0	.0	.44	.0	35.28
0095 FRANKFORT PCT 011	688	.107	.70	.0	.36	.0	.1	.0	.0	.0	15.55
0096 FRANKFORT PCT 012	1158	.370	.251	.0	.119	.0	.0	.0	.0	.0	31.95
0097 FRANKFORT PCT 013	777	.249	.164	.0	.77	.0	.1	.0	.7	.0	32.05
0098 FRANKFORT PCT 014	749	.316	.196	.2	.88	.0	.1	.0	.29	.0	42.19
0099 FRANKFORT PCT 015	807	.188	.122	.1	.64	.0	.1	.0	.0	.0	23.30
0100 FRANKFORT PCT 016	638	.219	.157	.0	.61	.0	.0	.0	.1	.0	34.33
0101 FRANKFORT PCT 017	759	.166	.106	.0	.58	.2	.0	.0	.0	.0	21.87
0102 FRANKFORT PCT 018	567	.195	.163	.0	.30	.0	.2	.0	.0	.0	34.39
0103 FRANKFORT PCT 019	748	.277	.149	.0	.104	.0	.0	.0	.24	.0	37.03

	TOTAL	PERCENT		TOTAL	PERCENT
01 = REGISTERED VOTERS - TOTAL	360,651		07 = BALLOTS CAST - GREEN	252	.32
02 = BALLOTS CAST - TOTAL	78,185		08 = BALLOTS CAST - FEDERAL GREEN	10	.01
03 = BALLOTS CAST - REPUBLICAN	45,589	58.31	09 = BALLOTS CAST - NONPARTISAN	1,346	1.72
04 = BALLOTS CAST - FEDERAL REPUBLICAN	96	.12	10 = BALLOTS CAST - BLANK	20	.03
05 = BALLOTS CAST - DEMOCRATIC	30,787	39.38	11 = VOTER TURNOUT - TOTAL		21.68
06 = BALLOTS CAST - FEDERAL DEMOCRAT	105	.13			

(CONTINUED FROM PREVIOUS PAGE)

	01	02	03	04	05	06	07	08	09	10	11
0104 FRANKFORT PCT 020	504	71	40	0	30	0	1	0	0	0	14.09
0105 FRANKFORT PCT 021	900	174	96	0	76	0	2	0	0	0	19.33
0106 FRANKFORT PCT 022	802	350	215	0	108	0	0	0	27	0	43.64
0107 FRANKFORT PCT 023	701	159	113	0	44	0	0	0	2	0	22.68
0108 FRANKFORT PCT 024	594	291	151	0	114	0	1	0	25	0	48.99
0109 FRANKFORT PCT 025	1028	276	189	0	84	0	1	0	2	0	26.85
0110 FRANKFORT PCT 026	906	402	240	1	114	0	3	0	44	0	44.37
0111 FRANKFORT PCT 027	989	449	255	1	164	1	2	0	26	0	45.40
0112 FRANKFORT PCT 028	892	337	225	0	88	0	1	0	23	0	37.78
0113 FRANKFORT PCT 029	1265	269	161	0	108	0	0	0	0	0	21.26
0114 FRANKFORT PCT 030	787	158	112	0	43	0	3	0	0	0	20.08
0115 FRANKFORT PCT 031	936	203	116	0	86	0	1	0	0	0	21.69
0116 FRANKFORT PCT 032	843	274	204	0	68	0	0	0	2	0	32.50
0117 FRANKFORT PCT 033	579	183	125	0	57	0	1	0	0	0	31.61
0118 FRANKFORT PCT 034	685	232	177	0	54	0	0	0	1	0	33.87
0119 FRANKFORT PCT 035	851	394	238	0	117	0	0	0	39	3	46.30
0120 FRANKFORT PCT 036	563	154	72	0	80	0	2	0	0	0	27.35
0121 FRANKFORT PCT 037	1158	235	138	0	97	0	0	0	0	0	20.29
0122 FRANKFORT PCT 038	676	303	159	0	110	0	0	0	34	0	44.82
0123 FRANKFORT PCT 039	862	206	139	0	57	0	0	0	10	0	23.90
0124 FRANKFORT PCT 040	814	143	90	0	53	0	0	0	0	0	17.57
0125 FRANKFORT PCT 041	1031	235	146	1	87	1	0	0	0	0	22.79
0126 FRANKFORT PCT 042	1044	270	198	0	71	0	0	0	1	0	25.86
0127 GREEN GARDEN PCT 001	789	211	169	0	42	0	0	0	0	0	26.74
0128 GREEN GARDEN PCT 002	829	219	149	0	69	0	1	0	0	0	26.42
0129 GREEN GARDEN PCT 003	729	200	152	0	47	1	0	0	0	0	27.43
0130 HOMER PCT 001	757	158	96	0	62	0	0	0	0	0	20.87
0131 HOMER PCT 002	413	136	111	0	25	0	0	0	0	0	32.93
0132 HOMER PCT 003	738	206	149	0	52	0	5	0	0	0	27.91
0133 HOMER PCT 004	554	153	113	0	40	0	0	0	0	0	27.62
0134 HOMER PCT 005	742	193	141	0	52	0	0	0	0	0	26.01
0135 HOMER PCT 006	1027	205	139	0	65	0	1	0	0	0	19.96
0136 HOMER PCT 007	900	226	170	0	56	0	0	0	0	0	25.11
0137 HOMER PCT 008	843	191	129	0	61	0	1	0	0	0	22.66
0138 HOMER PCT 009	745	189	135	0	54	0	0	0	0	0	25.37
0139 HOMER PCT 010	1307	326	231	2	92	1	0	0	0	0	24.94
0140 HOMER PCT 011	1240	260	174	0	85	0	1	0	0	0	20.97
0141 HOMER PCT 012	1021	258	196	0	62	0	0	0	0	0	25.27
0142 HOMER PCT 013	903	251	181	0	70	0	0	0	0	0	27.80
0143 HOMER PCT 014	603	139	101	0	38	0	0	0	0	0	23.05
0144 HOMER PCT 015	857	251	154	1	95	1	0	0	0	1	29.29
0145 HOMER PCT 016	621	138	77	0	59	0	2	0	0	0	22.22
0146 HOMER PCT 017	784	199	149	0	48	0	2	0	0	0	25.38
0147 HOMER PCT 018	903	223	157	0	66	0	0	0	0	0	24.70
0148 HOMER PCT 019	833	195	149	0	46	0	0	0	0	0	23.41
0149 HOMER PCT 020	721	164	121	0	43	0	0	0	0	0	22.75
0150 HOMER PCT 021	1042	289	239	1	49	0	0	0	0	0	27.74
0151 HOMER PCT 022	1025	208	112	1	93	1	1	0	0	0	20.29
0152 HOMER PCT 023	835	157	111	0	46	0	0	0	0	0	18.80
0153 HOMER PCT 024	769	160	116	0	44	0	0	0	0	0	20.81
0154 HOMER PCT 025	638	125	79	0	46	0	0	0	0	0	19.59
0155 HOMER PCT 026	805	160	111	0	49	0	0	0	0	0	19.88



	TOTAL	PERCENT		TOTAL	PERCENT
01 = REGISTERED VOTERS - TOTAL	360,651		07 = BALLOTS CAST - GREEN	252	.32
02 = BALLOTS CAST - TOTAL	78,185		08 = BALLOTS CAST - FEDERAL GREEN	10	.01
03 = BALLOTS CAST - REPUBLICAN	45,589	58.31	09 = BALLOTS CAST - NONPARTISAN	1,346	1.72
04 = BALLOTS CAST - FEDERAL REPUBLICAN	96	.12	10 = BALLOTS CAST - BLANK	20	.03
05 = BALLOTS CAST - DEMOCRATIC	30,787	39.38	11 = VOTER TURNOUT - TOTAL		21.68
06 = BALLOTS CAST - FEDERAL DEMOCRAT	105	.13			

(CONTINUED FROM PREVIOUS PAGE)

	01	02	03	04	05	06	07	08	09	10	11
0156 HOMER PCT 027	978	173	106	0	67	0	0	0	0	0	17.69
0157 HOMER PCT 028	662	136	82	1	53	0	0	0	0	0	20.54
0158 JACKSON PCT 001	470	131	57	1	66	0	1	0	6	0	27.87
0159 JACKSON PCT 002	680	210	89	0	106	0	1	0	14	0	30.88
0160 JACKSON PCT 003	1082	285	160	0	104	0	0	0	21	0	26.34
0161 JACKSON PCT 004	396	95	55	0	36	1	2	0	1	0	23.99
0162 JOLIET PCT 001	736	159	76	2	78	0	3	0	0	1	21.60
0163 JOLIET PCT 002	543	107	62	1	43	0	1	0	0	0	19.71
0164 JOLIET PCT 003	507	85	46	1	38	0	0	0	0	0	16.77
0165 JOLIET PCT 004	518	95	44	0	50	0	1	0	0	0	18.34
0166 JOLIET PCT 005	708	104	45	0	57	0	2	0	0	0	14.69
0167 JOLIET PCT 006	635	83	32	0	51	0	0	0	0	0	13.07
0168 JOLIET PCT 007	562	106	62	1	42	1	0	0	0	0	18.86
0169 JOLIET PCT 008	784	86	34	0	47	0	5	0	0	0	10.97
0170 JOLIET PCT 009	740	110	53	0	53	0	4	0	0	0	14.86
0171 JOLIET PCT 010	528	77	37	0	40	0	0	0	0	0	14.58
0172 JOLIET PCT 011	731	97	36	0	58	1	2	0	0	0	13.27
0173 JOLIET PCT 012	852	231	129	0	102	0	0	0	0	0	27.11
0174 JOLIET PCT 013	610	198	115	1	82	0	0	0	0	0	32.46
0175 JOLIET PCT 014	676	160	81	0	79	0	0	0	0	0	23.67
0176 JOLIET PCT 015	666	90	40	0	46	0	3	1	0	0	13.51
0177 JOLIET PCT 016	671	93	32	1	53	1	2	0	4	0	13.86
0178 JOLIET PCT 017	713	138	79	0	58	1	0	0	0	0	19.35
0179 JOLIET PCT 018	611	38	13	0	25	0	0	0	0	0	6.22
0180 JOLIET PCT 019	531	91	46	0	44	0	0	1	0	0	17.14
0181 JOLIET PCT 020	439	120	68	0	50	0	2	0	0	0	27.33
0182 JOLIET PCT 021	621	101	7	0	93	1	0	0	0	0	16.26
0183 JOLIET PCT 022	693	173	102	0	71	0	0	0	0	0	24.96
0184 JOLIET PCT 023	660	170	69	1	99	1	0	0	0	0	25.76
0185 JOLIET PCT 024	750	80	1	0	79	0	0	0	0	0	10.67
0186 JOLIET PCT 025	850	83	27	0	53	2	1	0	0	0	9.76
0187 JOLIET PCT 026	879	167	76	0	91	0	0	0	0	0	19.00
0188 JOLIET PCT 027	698	121	49	0	72	0	0	0	0	0	17.34
0189 JOLIET PCT 028	634	100	35	1	62	0	2	0	0	0	15.77
0190 JOLIET PCT 029	648	176	99	0	77	0	0	0	0	0	27.16
0191 JOLIET PCT 030	585	69	24	0	44	0	1	0	0	0	11.79
0192 JOLIET PCT 031	508	168	101	0	66	0	1	0	0	0	33.07
0193 JOLIET PCT 032	622	179	73	1	80	0	1	0	24	0	28.78
0194 JOLIET PCT 033	476	111	64	0	47	0	0	0	0	0	23.32
0195 JOLIET PCT 034	567	72	37	0	34	0	1	0	0	0	12.70
0196 JOLIET PCT 035	618	70	25	1	41	0	3	0	0	0	11.33
0197 JOLIET PCT 036	428	103	33	0	45	0	0	0	25	0	24.07
0198 JOLIET PCT 037	606	119	20	0	97	2	0	0	0	0	19.64
0199 JOLIET PCT 038	575	94	1	0	87	6	0	0	0	0	16.35
0200 JOLIET PCT 039	769	145	24	0	120	1	0	0	0	0	18.86
0201 JOLIET PCT 040	678	172	65	0	102	1	3	0	1	1	25.37
0202 JOLIET PCT 041	603	140	43	0	95	1	1	0	0	0	23.22
0203 JOLIET PCT 042	740	142	37	0	100	1	0	0	4	0	19.19
0204 JOLIET PCT 043	789	107	3	0	102	2	0	0	0	0	13.56
0205 JOLIET PCT 044	719	144	51	0	92	0	1	0	0	0	20.03
0206 JOLIET PCT 045	561	49	8	0	41	0	0	0	0	0	8.73
0207 JOLIET PCT 046	436	32	0	0	32	0	0	0	0	0	7.34

	TOTAL	PERCENT		TOTAL	PERCENT
01 = REGISTERED VOTERS - TOTAL	360,651		07 = BALLOTS CAST - GREEN	252	.32
02 = BALLOTS CAST - TOTAL	78,185		08 = BALLOTS CAST - FEDERAL GREEN	10	.01
03 = BALLOTS CAST - REPUBLICAN	45,589	58.31	09 = BALLOTS CAST - NONPARTISAN	1,346	1.72
04 = BALLOTS CAST - FEDERAL REPUBLICAN	96	.12	10 = BALLOTS CAST - BLANK	20	.03
05 = BALLOTS CAST - DEMOCRATIC	30,787	39.38	11 = VOTER TURNOUT - TOTAL		21.68
06 = BALLOTS CAST - FEDERAL DEMOCRAT	105	.13			

(CONTINUED FROM PREVIOUS PAGE)

	01	02	03	04	05	06	07	08	09	10	11
0208 JOLIET PCT 047	678	135	45	0	81	0	0	0	9	0	19.91
0209 JOLIET PCT 048	570	64	0	0	63	1	0	0	0	0	11.23
0210 JOLIET PCT 049	782	117	58	1	58	0	0	0	0	0	14.96
0211 JOLIET PCT 050	848	116	7	0	109	0	0	0	0	0	13.68
0212 JOLIET PCT 051	660	94	38	0	55	0	1	0	0	0	14.24
0213 JOLIET PCT 052	608	73	14	0	57	1	0	1	0	0	12.01
0214 JOLIET PCT 053	569	82	25	0	55	2	0	0	0	1	14.41
0215 JOLIET PCT 054	692	98	45	0	52	0	1	0	0	0	14.16
0216 JOLIET PCT 055	675	62	35	0	27	0	0	0	0	0	9.19
0217 JOLIET PCT 056	1071	142	43	0	98	1	0	0	0	0	13.26
0218 JOLIET PCT 057	559	78	14	0	60	4	0	0	0	0	13.95
0219 JOLIET PCT 058	427	32	4	0	28	0	0	0	0	0	7.49
0220 JOLIET PCT 059	787	177	102	0	72	0	0	0	3	0	22.49
0221 JOLIET PCT 060	752	49	10	0	39	0	0	0	0	0	6.52
0222 JOLIET PCT 061	634	50	7	0	43	0	0	0	0	0	7.89
0223 JOLIET PCT 062	431	55	4	0	51	0	0	0	0	0	12.76
0224 JOLIET PCT 063	416	63	37	1	24	1	0	0	0	0	15.14
0225 JOLIET PCT 064	816	85	6	0	77	0	1	1	0	0	10.42
0226 LOCKPORT PCT 001	548	145	60	1	79	0	0	0	5	0	26.46
0227 LOCKPORT PCT 002	513	139	61	0	64	0	3	0	11	0	27.10
0228 LOCKPORT PCT 003	853	180	80	0	92	1	2	0	5	0	21.10
0229 LOCKPORT PCT 004	609	148	57	0	83	0	1	0	7	0	24.30
0230 LOCKPORT PCT 005	437	89	36	0	45	0	1	0	7	0	20.37
0231 LOCKPORT PCT 006	620	109	18	0	89	1	0	0	1	0	17.58
0232 LOCKPORT PCT 007	656	98	6	0	89	3	0	0	0	0	14.94
0233 LOCKPORT PCT 008	857	211	80	0	106	0	1	0	24	0	24.62
0234 LOCKPORT PCT 009	1237	361	183	0	166	0	0	0	12	0	29.18
0235 LOCKPORT PCT 010	788	170	69	0	92	0	1	0	8	0	21.57
0236 LOCKPORT PCT 011	610	112	53	0	55	0	1	0	3	0	18.36
0237 LOCKPORT PCT 012	1104	209	103	0	93	0	0	0	13	0	18.93
0238 LOCKPORT PCT 013	919	130	64	0	61	1	0	0	4	0	14.15
0239 LOCKPORT PCT 014	644	219	125	0	89	0	2	0	3	0	34.01
0240 LOCKPORT PCT 015	1100	222	120	0	94	0	0	0	8	0	20.18
0241 LOCKPORT PCT 016	570	168	86	0	70	0	0	0	12	0	29.47
0242 LOCKPORT PCT 017	516	145	66	0	72	0	0	0	7	0	28.10
0243 LOCKPORT PCT 018	567	137	64	0	68	0	0	0	5	0	24.16
0244 LOCKPORT PCT 019	1121	218	90	1	114	2	1	0	10	0	19.45
0245 LOCKPORT PCT 020	1257	228	110	1	108	0	1	0	8	0	18.14
0246 LOCKPORT PCT 021	571	149	61	0	84	1	0	0	3	0	26.09
0247 LOCKPORT PCT 022	644	227	107	0	110	0	0	0	10	0	35.25
0248 LOCKPORT PCT 023	940	182	77	0	95	0	1	0	9	0	19.36
0249 LOCKPORT PCT 024	664	139	60	2	66	0	0	0	11	0	20.93
0250 LOCKPORT PCT 025	875	246	126	0	106	0	0	0	14	0	28.11
0251 LOCKPORT PCT 026	731	116	44	0	67	0	1	0	4	0	15.87
0252 LOCKPORT PCT 027	720	335	202	0	116	0	0	0	17	0	46.53
0253 LOCKPORT PCT 028	795	216	115	0	93	0	0	0	8	0	27.17
0254 LOCKPORT PCT 029	1011	135	62	0	66	0	2	0	5	0	13.35
0255 LOCKPORT PCT 030	1044	501	278	0	199	0	1	0	23	0	47.99
0256 LOCKPORT PCT 031	1149	149	39	0	108	0	0	0	2	0	12.97
0257 LOCKPORT PCT 032	776	117	36	0	79	0	0	0	2	0	15.08
0258 LOCKPORT PCT 033	1189	194	85	0	96	0	2	1	10	0	16.32
0259 LOCKPORT PCT 034	653	155	69	0	75	0	0	0	11	0	23.74

	TOTAL	PERCENT		TOTAL	PERCENT
01 = REGISTERED VOTERS - TOTAL	360,651		07 = BALLOTS CAST - GREEN	252	.32
02 = BALLOTS CAST - TOTAL	78,185		08 = BALLOTS CAST - FEDERAL GREEN	10	.01
03 = BALLOTS CAST - REPUBLICAN	45,589	58.31	09 = BALLOTS CAST - NONPARTISAN	1,346	1.72
04 = BALLOTS CAST - FEDERAL REPUBLICAN	96	.12	10 = BALLOTS CAST - BLANK	20	.03
05 = BALLOTS CAST - DEMOCRATIC	30,787	39.38	11 = VOTER TURNOUT - TOTAL		21.68
06 = BALLOTS CAST - FEDERAL DEMOCRAT	105	.13			

(CONTINUED FROM PREVIOUS PAGE)

	01	02	03	04	05	06	07	08	09	10	11
0260 LOCKPORT PCT 035	1043	529	240	0	276	1	0	0	12	0	50.72
0261 LOCKPORT PCT 036	1959	867	474	0	353	0	2	0	38	0	44.26
0262 LOCKPORT PCT 037	852	132	41	0	85	0	0	0	6	0	15.49
0263 MANHATTAN PCT 001	797	246	122	0	78	0	1	0	45	0	30.87
0264 MANHATTAN PCT 002	1460	349	178	0	135	1	1	0	34	0	23.90
0265 MANHATTAN PCT 003	609	231	109	1	81	0	0	0	40	0	37.93
0266 MANHATTAN PCT 004	942	257	167	0	77	0	0	0	13	0	27.28
0267 MANHATTAN PCT 005	1488	365	199	1	132	1	2	1	29	0	24.53
0268 MONEE PCT 001	784	140	92	1	46	0	0	1	0	0	17.86
0269 MONEE PCT 002	629	120	28	0	91	0	1	0	0	0	19.08
0270 MONEE PCT 003	537	128	86	0	42	0	0	0	0	0	23.84
0271 MONEE PCT 004	816	148	46	0	100	1	1	0	0	0	18.14
0272 MONEE PCT 005	895	175	18	1	151	3	2	0	0	0	19.55
0273 MONEE PCT 006	572	107	13	0	91	2	0	1	0	0	18.71
0274 MONEE PCT 007	580	91	3	0	88	0	0	0	0	0	15.69
0275 MONEE PCT 008	921	140	2	0	133	5	0	0	0	0	15.20
0276 MONEE PCT 009	1078	267	162	0	101	0	3	1	0	0	24.77
0277 MONEE PCT 010	636	209	121	0	88	0	0	0	0	0	32.86
0278 MONEE PCT 011	698	144	5	0	139	0	0	0	0	0	20.63
0279 MONEE PCT 012	684	128	67	0	61	0	0	0	0	0	18.71
0280 NEW LENOX PCT 001	538	96	58	0	37	0	1	0	0	0	17.84
0281 NEW LENOX PCT 002	710	216	144	0	72	0	0	0	0	0	30.42
0282 NEW LENOX PCT 003	923	251	168	0	83	0	0	0	0	1	27.19
0283 NEW LENOX PCT 004	939	246	182	0	62	1	1	0	0	0	26.20
0284 NEW LENOX PCT 005	1379	289	178	0	106	1	4	0	0	0	20.96
0285 NEW LENOX PCT 006	648	178	126	0	50	0	2	0	0	0	27.47
0286 NEW LENOX PCT 007	924	293	182	0	100	1	0	0	10	0	31.71
0287 NEW LENOX PCT 008	750	157	105	1	47	0	4	0	0	0	20.93
0288 NEW LENOX PCT 009	702	192	133	0	58	0	0	0	1	0	27.35
0289 NEW LENOX PCT 010	613	205	159	0	45	0	1	0	0	0	33.44
0290 NEW LENOX PCT 011	887	231	169	0	62	0	0	0	0	0	26.04
0291 NEW LENOX PCT 012	1267	359	261	1	96	0	1	0	0	0	28.33
0292 NEW LENOX PCT 013	1037	251	173	0	78	0	0	0	0	0	24.20
0293 NEW LENOX PCT 014	750	148	95	2	50	1	0	0	0	0	19.73
0294 NEW LENOX PCT 015	535	139	92	0	46	1	0	0	0	0	25.98
0295 NEW LENOX PCT 016	576	137	85	0	52	0	0	0	0	0	23.78
0296 NEW LENOX PCT 017	525	137	77	0	60	0	0	0	0	0	26.10
0297 NEW LENOX PCT 018	741	144	102	0	42	0	0	0	0	0	19.43
0298 NEW LENOX PCT 019	643	152	109	0	43	0	0	0	0	0	23.64
0299 NEW LENOX PCT 020	1160	223	155	0	68	0	0	0	0	0	19.22
0300 NEW LENOX PCT 021	635	138	96	0	40	0	0	0	2	0	21.73
0301 NEW LENOX PCT 022	1050	274	195	0	79	0	0	0	0	0	26.10
0302 NEW LENOX PCT 023	633	163	112	0	51	0	0	0	0	0	25.75
0303 NEW LENOX PCT 024	1512	319	208	0	111	0	0	0	0	0	21.10
0304 NEW LENOX PCT 025	801	177	127	0	49	0	1	0	0	0	22.10
0305 NEW LENOX PCT 026	737	163	109	0	51	0	3	0	0	0	22.12
0306 NEW LENOX PCT 027	757	142	93	0	49	0	0	0	0	0	18.76
0307 NEW LENOX PCT 028	711	175	133	2	39	0	1	0	0	0	24.61
0308 NEW LENOX PCT 029	751	133	90	0	43	0	0	0	0	0	17.71
0309 NEW LENOX PCT 030	609	141	100	0	41	0	0	0	0	0	23.15
0310 PEOTONE PCT 001	914	325	266	1	58	0	0	0	0	0	35.56
0311 PEOTONE PCT 002	1010	318	256	0	60	0	2	0	0	0	31.49

	TOTAL	PERCENT		TOTAL	PERCENT
01 = REGISTERED VOTERS - TOTAL	360,651		07 = BALLOTS CAST - GREEN	252	.32
02 = BALLOTS CAST - TOTAL	78,185		08 = BALLOTS CAST - FEDERAL GREEN	10	.01
03 = BALLOTS CAST - REPUBLICAN	45,589	58.31	09 = BALLOTS CAST - NONPARTISAN	1,346	1.72
04 = BALLOTS CAST - FEDERAL REPUBLICAN	96	.12	10 = BALLOTS CAST - BLANK	20	.03
05 = BALLOTS CAST - DEMOCRATIC	30,787	39.38	11 = VOTER TURNOUT - TOTAL		21.68
06 = BALLOTS CAST - FEDERAL DEMOCRAT	105	.13			

(CONTINUED FROM PREVIOUS PAGE)

	01	02	03	04	05	06	07	08	09	10	11
0312 PEOTONE PCT 003	728	208	174	0	32	0	2	0	0	0	28.57
0313 PLAINFIELD PCT 001	1148	199	152	0	46	1	0	0	0	0	17.33
0314 PLAINFIELD PCT 002	449	125	93	0	32	0	0	0	0	0	27.84
0315 PLAINFIELD PCT 003	577	137	103	1	32	0	1	0	0	0	23.74
0316 PLAINFIELD PCT 004	1174	187	111	0	74	0	2	0	0	0	15.93
0317 PLAINFIELD PCT 005	712	220	95	0	125	0	0	0	0	0	30.90
0318 PLAINFIELD PCT 006	1039	169	113	0	56	0	0	0	0	0	16.27
0319 PLAINFIELD PCT 007	673	179	116	0	63	0	0	0	0	0	26.60
0320 PLAINFIELD PCT 008	1312	303	223	2	78	0	0	0	0	0	23.09
0321 PLAINFIELD PCT 009	1031	213	137	0	75	0	1	0	0	0	20.66
0322 PLAINFIELD PCT 010	601	123	82	0	41	0	0	0	0	0	20.47
0323 PLAINFIELD PCT 011	591	149	114	0	35	0	0	0	0	0	25.21
0324 PLAINFIELD PCT 012	919	155	82	0	73	0	0	0	0	0	16.87
0325 PLAINFIELD PCT 013	532	113	82	0	31	0	0	0	0	0	21.24
0326 PLAINFIELD PCT 014	1173	214	144	0	70	0	0	0	0	0	18.24
0327 PLAINFIELD PCT 015	856	146	93	0	51	0	2	0	0	0	17.06
0328 PLAINFIELD PCT 016	842	182	127	0	55	0	0	0	0	0	21.62
0329 PLAINFIELD PCT 017	602	91	28	0	63	0	0	0	0	0	15.12
0330 PLAINFIELD PCT 018	644	85	58	0	25	1	1	0	0	0	13.20
0331 PLAINFIELD PCT 019	809	184	92	0	91	0	1	0	0	0	22.74
0332 PLAINFIELD PCT 020	700	90	62	0	28	0	0	0	0	0	12.86
0333 PLAINFIELD PCT 021	408	99	54	0	45	0	0	0	0	0	24.26
0334 PLAINFIELD PCT 022	949	197	139	0	58	0	0	0	0	0	20.76
0335 PLAINFIELD PCT 023	727	87	49	0	37	0	1	0	0	0	11.97
0336 PLAINFIELD PCT 024	701	102	66	0	36	0	0	0	0	0	14.55
0337 PLAINFIELD PCT 025	797	113	78	0	35	0	0	0	0	0	14.18
0338 PLAINFIELD PCT 026	1054	185	109	0	76	0	0	0	0	0	17.55
0339 PLAINFIELD PCT 027	866	174	98	0	74	1	1	0	0	0	20.09
0340 PLAINFIELD PCT 028	883	186	127	0	57	1	0	1	0	0	21.06
0341 PLAINFIELD PCT 029	638	62	26	0	34	0	2	0	0	0	9.72
0342 PLAINFIELD PCT 030	583	64	28	0	36	0	0	0	0	0	10.98
0343 PLAINFIELD PCT 031	926	130	84	0	46	0	0	0	0	0	14.04
0344 PLAINFIELD PCT 032	1226	187	103	0	82	2	0	0	0	0	15.25
0345 PLAINFIELD PCT 033	899	145	73	0	71	0	1	0	0	0	16.13
0346 PLAINFIELD PCT 034	683	69	34	0	35	0	0	0	0	0	10.10
0347 PLAINFIELD PCT 035	1920	306	189	0	116	0	1	0	0	0	15.94
0348 PLAINFIELD PCT 036	1003	162	71	0	90	0	1	0	0	0	16.15
0349 PLAINFIELD PCT 037	1209	123	65	0	56	0	2	0	0	0	10.17
0350 PLAINFIELD PCT 038	916	185	139	0	46	0	0	0	0	0	20.20
0351 PLAINFIELD PCT 039	865	143	104	1	38	0	0	0	0	0	16.53
0352 PLAINFIELD PCT 040	861	158	100	0	56	1	1	0	0	0	18.35
0353 PLAINFIELD PCT 041	899	159	83	0	76	0	0	0	0	1	17.69
0354 PLAINFIELD PCT 042	728	76	35	0	40	0	1	0	0	0	10.44
0355 PLAINFIELD PCT 043	687	128	64	0	62	0	2	0	0	0	18.63
0356 PLAINFIELD PCT 044	808	147	60	0	86	0	1	0	0	0	18.19
0357 PLAINFIELD PCT 045	1735	210	103	0	105	0	2	0	0	0	12.10
0358 PLAINFIELD PCT 046	928	129	68	0	61	0	0	0	0	0	13.90
0359 REED PCT 001	1173	189	106	2	81	0	0	0	0	0	16.11
0360 REED PCT 002	680	112	64	0	48	0	0	0	0	0	16.47
0361 REED PCT 003	493	80	41	0	36	0	3	0	0	1	15.23
0362 REED PCT 004	767	132	71	0	59	0	2	0	0	1	17.21
0363 REED PCT 005	810	187	115	0	71	0	1	0	0	0	23.09

ABSTRACT OF VOTES

WILL COUNTY, ILLINOIS  
 GENERAL PRIMARY ELECTION  
 FEBRUARY 2, 2010  
 STATISTICS

OFFICIAL RESULTS

	TOTAL	PERCENT		TOTAL	PERCENT
01 = REGISTERED VOTERS - TOTAL	360,651		07 = BALLOTS CAST - GREEN	252	.32
02 = BALLOTS CAST - TOTAL	78,185		08 = BALLOTS CAST - FEDERAL GREEN	10	.01
03 = BALLOTS CAST - REPUBLICAN	45,589	58.31	09 = BALLOTS CAST - NONPARTISAN	1,346	1.72
04 = BALLOTS CAST - FEDERAL REPUBLICAN	96	.12	10 = BALLOTS CAST - BLANK	20	.03
05 = BALLOTS CAST - DEMOCRATIC	30,787	39.38	11 = VOTER TURNOUT - TOTAL		21.68
06 = BALLOTS CAST - FEDERAL DEMOCRAT	105	.13			

(CONTINUED FROM PREVIOUS PAGE)

	01	02	03	04	05	06	07	08	09	10	11
0364 TROY PCT 001	868	211	158	1	50	0	0	0	2	0	24.31
0365 TROY PCT 002	1256	207	110	0	93	0	1	0	3	0	16.48
0366 TROY PCT 003	819	177	111	0	66	0	0	0	0	0	21.61
0367 TROY PCT 004	458	175	122	0	51	0	0	0	2	0	38.21
0368 TROY PCT 005	436	114	76	0	34	0	0	0	4	0	26.15
0369 TROY PCT 006	523	108	66	0	41	0	1	0	0	0	20.65
0370 TROY PCT 007	858	176	90	0	84	0	1	0	1	0	20.51
0371 TROY PCT 008	1189	305	184	0	121	0	0	0	0	0	25.65
0372 TROY PCT 009	693	184	120	0	59	0	1	0	4	0	26.55
0373 TROY PCT 010	1330	192	122	1	68	0	1	0	0	0	14.44
0374 TROY PCT 011	1720	479	303	0	170	0	0	0	6	0	27.85
0375 TROY PCT 012	656	163	98	0	65	0	0	0	0	0	24.85
0376 TROY PCT 013	880	130	76	0	54	0	0	0	0	0	14.77
0377 TROY PCT 014	589	115	73	0	40	0	2	0	0	0	19.52
0378 TROY PCT 015	645	153	90	0	62	0	0	0	1	0	23.72
0379 TROY PCT 016	945	267	200	1	65	0	1	0	0	0	28.25
0380 TROY PCT 017	1449	145	85	0	60	0	0	0	0	0	10.01
0381 TROY PCT 018	979	269	171	0	91	0	2	0	5	0	27.48
0382 TROY PCT 019	910	217	145	0	70	0	0	0	2	0	23.85
0383 TROY PCT 020	1054	246	137	0	108	0	0	0	1	0	23.34
0384 TROY PCT 021	973	175	106	1	64	0	0	0	4	1	17.99
0385 TROY PCT 022	852	169	116	0	48	0	2	0	3	0	19.84
0386 TROY PCT 023	680	89	40	0	48	0	1	0	0	0	13.09
0387 TROY PCT 024	751	189	120	0	69	0	0	0	0	0	25.17
0388 TROY PCT 025	679	177	102	0	69	0	0	0	6	0	26.07
0389 TROY PCT 026	1321	130	65	0	63	0	1	0	1	0	9.84
0390 TROY PCT 027	839	139	74	0	65	0	0	0	0	0	16.57
0391 TROY PCT 028	1550	321	198	1	122	0	0	0	0	0	20.71
0392 TROY PCT 029	816	106	38	0	68	0	0	0	0	0	12.99
0393 TROY PCT 030	605	141	99	0	42	0	0	0	0	0	23.31
0394 WASHINGTON PCT 001	894	208	144	2	62	0	0	0	0	0	23.27
0395 WASHINGTON PCT 002	496	130	100	0	30	0	0	0	0	1	26.21
0396 WASHINGTON PCT 003	1003	233	181	1	50	0	1	0	0	0	23.23
0397 WASHINGTON PCT 004	1161	240	177	0	63	0	0	0	0	0	20.67
0398 WESLEY PCT 001	852	198	127	0	70	0	1	0	0	0	23.24
0399 WESLEY PCT 002	634	110	67	1	42	0	0	0	0	0	17.35
0400 WHEATLAND PCT 001	879	179	143	0	36	0	0	0	0	0	20.36
0401 WHEATLAND PCT 002	700	185	140	0	44	0	1	0	0	0	26.43
0402 WHEATLAND PCT 003	730	122	89	2	30	0	1	0	0	0	16.71
0403 WHEATLAND PCT 004	1056	259	177	0	81	1	0	0	0	0	24.53
0404 WHEATLAND PCT 005	871	203	148	0	55	0	0	0	0	0	23.31
0405 WHEATLAND PCT 006	930	177	126	1	50	0	0	0	0	0	19.03
0406 WHEATLAND PCT 007	948	193	126	0	67	0	0	0	0	0	20.36
0407 WHEATLAND PCT 008	899	143	99	1	42	0	1	0	0	1	15.91
0408 WHEATLAND PCT 009	874	186	129	0	57	0	0	0	0	0	21.28
0409 WHEATLAND PCT 010	1445	254	177	0	75	0	2	0	0	0	17.58
0410 WHEATLAND PCT 011	989	182	138	0	44	0	0	0	0	0	18.40
0411 WHEATLAND PCT 012	872	163	115	1	46	1	0	0	0	0	18.69
0412 WHEATLAND PCT 013	1042	166	109	0	56	1	0	0	0	0	15.93
0413 WHEATLAND PCT 014	746	175	123	1	49	1	1	0	0	0	23.46
0414 WHEATLAND PCT 015	563	91	65	0	26	0	0	0	0	0	16.16
0415 WHEATLAND PCT 016	831	180	117	0	60	0	3	0	0	0	21.66

	TOTAL	PERCENT		TOTAL	PERCENT
01 = REGISTERED VOTERS - TOTAL	360,651		07 = BALLOTS CAST - GREEN	252	.32
02 = BALLOTS CAST - TOTAL	78,185		08 = BALLOTS CAST - FEDERAL GREEN	10	.01
03 = BALLOTS CAST - REPUBLICAN	45,589	58.31	09 = BALLOTS CAST - NONPARTISAN	1,346	1.72
04 = BALLOTS CAST - FEDERAL REPUBLICAN	96	.12	10 = BALLOTS CAST - BLANK	20	.03
05 = BALLOTS CAST - DEMOCRATIC	30,787	39.38	11 = VOTER TURNOUT - TOTAL		21.68
06 = BALLOTS CAST - FEDERAL DEMOCRAT	105	.13			

(CONTINUED FROM PREVIOUS PAGE)

	01	02	03	04	05	06	07	08	09	10	11
0416 WHEATLAND PCT 017	701	.167	.129	.0	.36	.0	.2	.0	.0	.0	23.82
0417 WHEATLAND PCT 018	1853	.284	.197	.0	.86	.0	.1	.0	.0	.0	15.33
0418 WHEATLAND PCT 019	1268	.185	.102	.0	.82	.0	.1	.0	.0	.0	14.59
0419 WHEATLAND PCT 020	679	.121	.103	.0	.18	.0	.0	.0	.0	.0	17.82
0420 WHEATLAND PCT 021	886	.197	.162	.0	.35	.0	.0	.0	.0	.0	22.23
0421 WHEATLAND PCT 022	666	.77	.43	.2	.32	.0	.0	.0	.0	.0	11.56
0422 WHEATLAND PCT 023	888	.174	.117	.0	.56	.0	.1	.0	.0	.0	19.59
0423 WHEATLAND PCT 024	575	.155	.115	.0	.39	.0	.1	.0	.0	.0	26.96
0424 WHEATLAND PCT 025	1285	.188	.129	.0	.59	.0	.0	.0	.0	.0	14.63
0425 WHEATLAND PCT 026	688	.143	.121	.1	.21	.0	.0	.0	.0	.0	20.78
0426 WHEATLAND PCT 027	769	.159	.89	.0	.70	.0	.0	.0	.0	.0	20.68
0427 WHEATLAND PCT 028	1084	.181	.102	.1	.77	.0	.1	.0	.0	.0	16.70
0428 WHEATLAND PCT 029	901	.132	.78	.1	.52	.1	.0	.0	.0	.0	14.65
0429 WHEATLAND PCT 030	689	.93	.86	.0	.7	.0	.0	.0	.0	.0	13.50
0430 WHEATLAND PCT 031	803	.137	.96	.1	.40	.0	.0	.0	.0	.0	17.06
0431 WHEATLAND PCT 032	765	.117	.85	.0	.32	.0	.0	.0	.0	.0	15.29
0432 WHEATLAND PCT 033	673	.101	.74	.0	.27	.0	.0	.0	.0	.0	15.01
0433 WHEATLAND PCT 034	1719	.335	.220	.0	.115	.0	.0	.0	.0	.0	19.49
0434 WHEATLAND PCT 035	1365	.237	.164	.0	.73	.0	.0	.0	.0	.0	17.36
0435 WHEATLAND PCT 036	621	.119	.86	.0	.33	.0	.0	.0	.0	.0	19.16
0436 WHEATLAND PCT 037	1086	.125	.79	.2	.44	.0	.0	.0	.0	.0	11.51
0437 WHEATLAND PCT 038	768	.181	.130	.0	.51	.0	.0	.0	.0	.0	23.57
0438 WHEATLAND PCT 039	1020	.167	.118	.0	.49	.0	.0	.0	.0	.0	16.37
0439 WHEATLAND PCT 040	754	.128	.88	.1	.39	.0	.0	.0	.0	.0	16.98
0440 WILL PCT 001	1041	.362	.314	.1	.44	.0	.3	.0	.0	.0	34.77
0441 WILMINGTON PCT 001	423	.70	.36	.0	.34	.0	.0	.0	.0	.0	16.55
0442 WILMINGTON PCT 002	597	.114	.63	.1	.50	.0	.0	.0	.0	.0	19.10
0443 WILMINGTON PCT 003	1096	.221	.132	.0	.88	.0	.1	.0	.0	.0	20.16
0444 WILMINGTON PCT 004	646	.112	.69	.0	.43	.0	.0	.0	.0	.0	17.34
0445 WILMINGTON PCT 005	917	.181	.109	.0	.69	.2	.1	.0	.0	.0	19.74
0446 WILTON PCT 001	577	.196	.149	.1	.46	.0	.0	.0	.0	.1	33.97

**For City of Aurora details  
 refer to that section of this book.**

VOTES PERCENT

UNITED STATES SENATOR  
Vote for 1  
01 = LeAlan M. Jones

241 100.00

-----  
01  
-----

0001 CHANNAHON PCT 001	1
0002 CHANNAHON PCT 002	0
0003 CHANNAHON PCT 003	1
0004 CHANNAHON PCT 004	1
0005 CHANNAHON PCT 005	2
0006 CHANNAHON PCT 006	1
0007 CHANNAHON PCT 007	0
0008 CHANNAHON PCT 008	2
0009 CHANNAHON PCT 009	0
0010 CRETE PCT 001	0
0011 CRETE PCT 002	0
0012 CRETE PCT 003	0
0013 CRETE PCT 004	1
0014 CRETE PCT 005	0
0015 CRETE PCT 006	0
0016 CRETE PCT 007	0
0017 CRETE PCT 008	0
0018 CRETE PCT 009	0
0019 CRETE PCT 010	0
0020 CRETE PCT 011	1
0021 CRETE PCT 012	0
0022 CRETE PCT 013	0
0023 CRETE PCT 014	2
0024 CRETE PCT 015	0
0025 CRETE PCT 016	1
0026 CRETE PCT 017	0
0027 CUSTER PCT 001	1
0028 DU PAGE PCT 001	0
0029 DU PAGE PCT 002	0
0030 DU PAGE PCT 003	0
0031 DU PAGE PCT 004	0
0032 DU PAGE PCT 005	1
0033 DU PAGE PCT 006	2
0034 DU PAGE PCT 007	0
0035 DU PAGE PCT 008	0
0036 DU PAGE PCT 009	0
0037 DU PAGE PCT 010	1
0038 DU PAGE PCT 011	0
0039 DU PAGE PCT 012	1
0040 DU PAGE PCT 013	0
0041 DU PAGE PCT 014	0
0042 DU PAGE PCT 015	0
0043 DU PAGE PCT 016	0
0044 DU PAGE PCT 017	0
0045 DU PAGE PCT 018	0
0046 DU PAGE PCT 019	0
0047 DU PAGE PCT 020	1
0048 DU PAGE PCT 021	1
0049 DU PAGE PCT 022	0
0050 DU PAGE PCT 023	1
0051 DU PAGE PCT 024	2
0052 DU PAGE PCT 025	1
0053 DU PAGE PCT 026	0
0054 DU PAGE PCT 027	0
0055 DU PAGE PCT 028	1

**For City of Aurora details  
refer to that section of this book.**

ABSTRACT OF VOTES

WILL COUNTY, ILLINOIS  
GENERAL PRIMARY ELECTION  
FEBRUARY 2, 2010  
GREEN

OFFICIAL RESULTS

REPORT-EL52

PAGE 0178

VOTES PERCENT

UNITED STATES SENATOR

Vote for 1

01 = LeAlan M. Jones

241 100.00

(CONTINUED FROM PREVIOUS PAGE)

-----  
01  
-----

0056 DU PAGE PCT 029	1
0057 DU PAGE PCT 030	0
0058 DU PAGE PCT 031	0
0059 DU PAGE PCT 032	0
0060 DU PAGE PCT 033	0
0061 DU PAGE PCT 034	1
0062 DU PAGE PCT 035	1
0063 DU PAGE PCT 036	0
0064 DU PAGE PCT 037	1
0065 DU PAGE PCT 038	0
0066 DU PAGE PCT 039	0
0067 DU PAGE PCT 040	0
0068 DU PAGE PCT 041	0
0069 DU PAGE PCT 042	1
0070 DU PAGE PCT 043	1
0071 DU PAGE PCT 044	0
0072 DU PAGE PCT 045	0
0073 DU PAGE PCT 046	1
0074 DU PAGE PCT 047	0
0075 DU PAGE PCT 048	1
0076 DU PAGE PCT 049	0
0077 DU PAGE PCT 050	1
0078 DU PAGE PCT 051	0
0079 DU PAGE PCT 052	1
0080 DU PAGE PCT 053	0
0081 DU PAGE PCT 054	0
0082 DU PAGE PCT 055	0
0083 DU PAGE PCT 056	1
0084 FLORENCE PCT 001	0
0085 FRANKFORT PCT 001	1
0086 FRANKFORT PCT 002	0
0087 FRANKFORT PCT 003	2
0088 FRANKFORT PCT 004	0
0089 FRANKFORT PCT 005	2
0090 FRANKFORT PCT 006	1
0091 FRANKFORT PCT 007	0
0092 FRANKFORT PCT 008	0
0093 FRANKFORT PCT 009	0
0094 FRANKFORT PCT 010	0
0095 FRANKFORT PCT 011	1
0096 FRANKFORT PCT 012	0
0097 FRANKFORT PCT 013	1
0098 FRANKFORT PCT 014	1
0099 FRANKFORT PCT 015	1
0100 FRANKFORT PCT 016	0
0101 FRANKFORT PCT 017	0
0102 FRANKFORT PCT 018	2
0103 FRANKFORT PCT 019	0
0104 FRANKFORT PCT 020	1
0105 FRANKFORT PCT 021	2
0106 FRANKFORT PCT 022	0
0107 FRANKFORT PCT 023	0
0108 FRANKFORT PCT 024	1
0109 FRANKFORT PCT 025	1
0110 FRANKFORT PCT 026	1



ABSTRACT OF VOTES

WILL COUNTY, ILLINOIS  
GENERAL PRIMARY ELECTION  
FEBRUARY 2, 2010  
GREEN

OFFICIAL RESULTS

REPORT-EL52

PAGE 0179

VOTES PERCENT

UNITED STATES SENATOR

Vote for 1

01 = LeAlan M. Jones

241 100.00

(CONTINUED FROM PREVIOUS PAGE)

	----- 01 -----
0111 FRANKFORT PCT 027	2
0112 FRANKFORT PCT 028	1
0113 FRANKFORT PCT 029	0
0114 FRANKFORT PCT 030	2
0115 FRANKFORT PCT 031	1
0116 FRANKFORT PCT 032	0
0117 FRANKFORT PCT 033	1
0118 FRANKFORT PCT 034	0
0119 FRANKFORT PCT 035	0
0120 FRANKFORT PCT 036	2
0121 FRANKFORT PCT 037	0
0122 FRANKFORT PCT 038	0
0123 FRANKFORT PCT 039	0
0124 FRANKFORT PCT 040	0
0125 FRANKFORT PCT 041	0
0126 FRANKFORT PCT 042	0
0127 GREEN GARDEN PCT 001	0
0128 GREEN GARDEN PCT 002	1
0129 GREEN GARDEN PCT 003	0
0130 HOMER PCT 001	0
0131 HOMER PCT 002	0
0132 HOMER PCT 003	5
0133 HOMER PCT 004	0
0134 HOMER PCT 005	0
0135 HOMER PCT 006	1
0136 HOMER PCT 007	0
0137 HOMER PCT 008	0
0138 HOMER PCT 009	0
0139 HOMER PCT 010	0
0140 HOMER PCT 011	1
0141 HOMER PCT 012	0
0142 HOMER PCT 013	0
0143 HOMER PCT 014	0
0144 HOMER PCT 015	0
0145 HOMER PCT 016	2
0146 HOMER PCT 017	2
0147 HOMER PCT 018	0
0148 HOMER PCT 019	0
0149 HOMER PCT 020	0
0150 HOMER PCT 021	0
0151 HOMER PCT 022	1
0152 HOMER PCT 023	0
0153 HOMER PCT 024	0
0154 HOMER PCT 025	0
0155 HOMER PCT 026	0
0156 HOMER PCT 027	0
0157 HOMER PCT 028	0
0158 JACKSON PCT 001	1
0159 JACKSON PCT 002	1
0160 JACKSON PCT 003	0
0161 JACKSON PCT 004	1
0162 JOLIET PCT 001	3
0163 JOLIET PCT 002	1
0164 JOLIET PCT 003	0
0165 JOLIET PCT 004	1

VOTES PERCENT

UNITED STATES SENATOR

Vote for 1

01 = LeAlan M. Jones

241 100.00

(CONTINUED FROM PREVIOUS PAGE)

-----  
01  
-----

0166 JOLIET PCT 005	2
0167 JOLIET PCT 006	0
0168 JOLIET PCT 007	0
0169 JOLIET PCT 008	5
0170 JOLIET PCT 009	4
0171 JOLIET PCT 010	0
0172 JOLIET PCT 011	2
0173 JOLIET PCT 012	0
0174 JOLIET PCT 013	0
0175 JOLIET PCT 014	0
0176 JOLIET PCT 015	4
0177 JOLIET PCT 016	1
0178 JOLIET PCT 017	0
0179 JOLIET PCT 018	0
0180 JOLIET PCT 019	1
0181 JOLIET PCT 020	2
0182 JOLIET PCT 021	0
0183 JOLIET PCT 022	0
0184 JOLIET PCT 023	0
0185 JOLIET PCT 024	0
0186 JOLIET PCT 025	1
0187 JOLIET PCT 026	0
0188 JOLIET PCT 027	0
0189 JOLIET PCT 028	2
0190 JOLIET PCT 029	0
0191 JOLIET PCT 030	1
0192 JOLIET PCT 031	1
0193 JOLIET PCT 032	1
0194 JOLIET PCT 033	0
0195 JOLIET PCT 034	1
0196 JOLIET PCT 035	3
0197 JOLIET PCT 036	0
0198 JOLIET PCT 037	0
0199 JOLIET PCT 038	0
0200 JOLIET PCT 039	0
0201 JOLIET PCT 040	3
0202 JOLIET PCT 041	1
0203 JOLIET PCT 042	0
0204 JOLIET PCT 043	0
0205 JOLIET PCT 044	1
0206 JOLIET PCT 045	0
0207 JOLIET PCT 046	0
0208 JOLIET PCT 047	0
0209 JOLIET PCT 048	0
0210 JOLIET PCT 049	0
0211 JOLIET PCT 050	0
0212 JOLIET PCT 051	1
0213 JOLIET PCT 052	1
0214 JOLIET PCT 053	0
0215 JOLIET PCT 054	1
0216 JOLIET PCT 055	0
0217 JOLIET PCT 056	0
0218 JOLIET PCT 057	0
0219 JOLIET PCT 058	0
0220 JOLIET PCT 059	0

VOTES PERCENT

UNITED STATES SENATOR

Vote for 1

01 = LeAlan M. Jones

241 100.00

(CONTINUED FROM PREVIOUS PAGE)

	-----	01
	-----	
0221 JOLIET PCT 060		0
0222 JOLIET PCT 061		0
0223 JOLIET PCT 062		0
0224 JOLIET PCT 063		0
0225 JOLIET PCT 064		2
0226 LOCKPORT PCT 001		0
0227 LOCKPORT PCT 002		3
0228 LOCKPORT PCT 003		2
0229 LOCKPORT PCT 004		1
0230 LOCKPORT PCT 005		0
0231 LOCKPORT PCT 006		0
0232 LOCKPORT PCT 007		0
0233 LOCKPORT PCT 008		1
0234 LOCKPORT PCT 009		0
0235 LOCKPORT PCT 010		1
0236 LOCKPORT PCT 011		0
0237 LOCKPORT PCT 012		0
0238 LOCKPORT PCT 013		0
0239 LOCKPORT PCT 014		2
0240 LOCKPORT PCT 015		0
0241 LOCKPORT PCT 016		0
0242 LOCKPORT PCT 017		0
0243 LOCKPORT PCT 018		0
0244 LOCKPORT PCT 019		1
0245 LOCKPORT PCT 020		1
0246 LOCKPORT PCT 021		0
0247 LOCKPORT PCT 022		0
0248 LOCKPORT PCT 023		1
0249 LOCKPORT PCT 024		0
0250 LOCKPORT PCT 025		0
0251 LOCKPORT PCT 026		0
0252 LOCKPORT PCT 027		0
0253 LOCKPORT PCT 028		0
0254 LOCKPORT PCT 029		2
0255 LOCKPORT PCT 030		1
0256 LOCKPORT PCT 031		0
0257 LOCKPORT PCT 032		0
0258 LOCKPORT PCT 033		2
0259 LOCKPORT PCT 034		0
0260 LOCKPORT PCT 035		0
0261 LOCKPORT PCT 036		1
0262 LOCKPORT PCT 037		0
0263 MANHATTAN PCT 001		1
0264 MANHATTAN PCT 002		1
0265 MANHATTAN PCT 003		0
0266 MANHATTAN PCT 004		0
0267 MANHATTAN PCT 005		3
0268 MONEE PCT 001		1
0269 MONEE PCT 002		1
0270 MONEE PCT 003		0
0271 MONEE PCT 004		1
0272 MONEE PCT 005		2
0273 MONEE PCT 006		1
0274 MONEE PCT 007		0
0275 MONEE PCT 008		0

VOTES PERCENT

UNITED STATES SENATOR

Vote for 1

01 = LeAlan M. Jones

241 100.00

(CONTINUED FROM PREVIOUS PAGE)

-----  
01  
-----

0276 MONEE PCT 009	4
0277 MONEE PCT 010	0
0278 MONEE PCT 011	0
0279 MONEE PCT 012	0
0280 NEW LENOX PCT 001	1
0281 NEW LENOX PCT 002	0
0282 NEW LENOX PCT 003	0
0283 NEW LENOX PCT 004	1
0284 NEW LENOX PCT 005	4
0285 NEW LENOX PCT 006	1
0286 NEW LENOX PCT 007	0
0287 NEW LENOX PCT 008	3
0288 NEW LENOX PCT 009	0
0289 NEW LENOX PCT 010	1
0290 NEW LENOX PCT 011	0
0291 NEW LENOX PCT 012	1
0292 NEW LENOX PCT 013	0
0293 NEW LENOX PCT 014	0
0294 NEW LENOX PCT 015	0
0295 NEW LENOX PCT 016	0
0296 NEW LENOX PCT 017	0
0297 NEW LENOX PCT 018	0
0298 NEW LENOX PCT 019	0
0299 NEW LENOX PCT 020	0
0300 NEW LENOX PCT 021	0
0301 NEW LENOX PCT 022	0
0302 NEW LENOX PCT 023	0
0303 NEW LENOX PCT 024	0
0304 NEW LENOX PCT 025	1
0305 NEW LENOX PCT 026	3
0306 NEW LENOX PCT 027	0
0307 NEW LENOX PCT 028	1
0308 NEW LENOX PCT 029	0
0309 NEW LENOX PCT 030	0
0310 PEOTONE PCT 001	0
0311 PEOTONE PCT 002	2
0312 PEOTONE PCT 003	1
0313 PLAINFIELD PCT 001	0
0314 PLAINFIELD PCT 002	0
0315 PLAINFIELD PCT 003	1
0316 PLAINFIELD PCT 004	1
0317 PLAINFIELD PCT 005	0
0318 PLAINFIELD PCT 006	0
0319 PLAINFIELD PCT 007	0
0320 PLAINFIELD PCT 008	0
0321 PLAINFIELD PCT 009	1
0322 PLAINFIELD PCT 010	0
0323 PLAINFIELD PCT 011	0
0324 PLAINFIELD PCT 012	0
0325 PLAINFIELD PCT 013	0
0326 PLAINFIELD PCT 014	0
0327 PLAINFIELD PCT 015	2
0328 PLAINFIELD PCT 016	0
0329 PLAINFIELD PCT 017	0
0330 PLAINFIELD PCT 018	1

VOTES PERCENT

UNITED STATES SENATOR

Vote for 1

01 = LeAlan M. Jones

241 100.00

(CONTINUED FROM PREVIOUS PAGE)

-----  
01  
-----

0331 PLAINFIELD PCT 019	1
0332 PLAINFIELD PCT 020	0
0333 PLAINFIELD PCT 021	0
0334 PLAINFIELD PCT 022	0
0335 PLAINFIELD PCT 023	1
0336 PLAINFIELD PCT 024	0
0337 PLAINFIELD PCT 025	0
0338 PLAINFIELD PCT 026	0
0339 PLAINFIELD PCT 027	1
0340 PLAINFIELD PCT 028	1
0341 PLAINFIELD PCT 029	2
0342 PLAINFIELD PCT 030	0
0343 PLAINFIELD PCT 031	0
0344 PLAINFIELD PCT 032	0
0345 PLAINFIELD PCT 033	1
0346 PLAINFIELD PCT 034	0
0347 PLAINFIELD PCT 035	1
0348 PLAINFIELD PCT 036	1
0349 PLAINFIELD PCT 037	2
0350 PLAINFIELD PCT 038	0
0351 PLAINFIELD PCT 039	0
0352 PLAINFIELD PCT 040	1
0353 PLAINFIELD PCT 041	0
0354 PLAINFIELD PCT 042	1
0355 PLAINFIELD PCT 043	1
0356 PLAINFIELD PCT 044	1
0357 PLAINFIELD PCT 045	2
0358 PLAINFIELD PCT 046	0
0359 REED PCT 001	0
0360 REED PCT 002	0
0361 REED PCT 003	3
0362 REED PCT 004	1
0363 REED PCT 005	0
0364 TROY PCT 001	0
0365 TROY PCT 002	0
0366 TROY PCT 003	0
0367 TROY PCT 004	0
0368 TROY PCT 005	0
0369 TROY PCT 006	1
0370 TROY PCT 007	1
0371 TROY PCT 008	0
0372 TROY PCT 009	1
0373 TROY PCT 010	1
0374 TROY PCT 011	0
0375 TROY PCT 012	0
0376 TROY PCT 013	0
0377 TROY PCT 014	2
0378 TROY PCT 015	0
0379 TROY PCT 016	1
0380 TROY PCT 017	0
0381 TROY PCT 018	2
0382 TROY PCT 019	0
0383 TROY PCT 020	0
0384 TROY PCT 021	0
0385 TROY PCT 022	1

VOTES PERCENT

UNITED STATES SENATOR

Vote for 1

01 = LeAlan M. Jones

241 100.00

(CONTINUED FROM PREVIOUS PAGE)

-----  
01  
-----

0386 TROY PCT 023	1
0387 TROY PCT 024	0
0388 TROY PCT 025	0
0389 TROY PCT 026	1
0390 TROY PCT 027	0
0391 TROY PCT 028	0
0392 TROY PCT 029	0
0393 TROY PCT 030	0
0394 WASHINGTON PCT 001	0
0395 WASHINGTON PCT 002	0
0396 WASHINGTON PCT 003	1
0397 WASHINGTON PCT 004	0
0398 WESLEY PCT 001	1
0399 WESLEY PCT 002	0
0400 WHEATLAND PCT 001	0
0401 WHEATLAND PCT 002	1
0402 WHEATLAND PCT 003	1
0403 WHEATLAND PCT 004	0
0404 WHEATLAND PCT 005	0
0405 WHEATLAND PCT 006	0
0406 WHEATLAND PCT 007	0
0407 WHEATLAND PCT 008	0
0408 WHEATLAND PCT 009	0
0409 WHEATLAND PCT 010	2
0410 WHEATLAND PCT 011	0
0411 WHEATLAND PCT 012	0
0412 WHEATLAND PCT 013	0
0413 WHEATLAND PCT 014	1
0414 WHEATLAND PCT 015	0
0415 WHEATLAND PCT 016	3
0416 WHEATLAND PCT 017	2
0417 WHEATLAND PCT 018	1
0418 WHEATLAND PCT 019	1
0419 WHEATLAND PCT 020	0
0420 WHEATLAND PCT 021	0
0421 WHEATLAND PCT 022	0
0422 WHEATLAND PCT 023	1
0423 WHEATLAND PCT 024	1
0424 WHEATLAND PCT 025	0
0425 WHEATLAND PCT 026	0
0426 WHEATLAND PCT 027	0
0427 WHEATLAND PCT 028	1
0428 WHEATLAND PCT 029	0
0429 WHEATLAND PCT 030	0
0430 WHEATLAND PCT 031	0
0431 WHEATLAND PCT 032	0
0432 WHEATLAND PCT 033	0
0433 WHEATLAND PCT 034	0
0434 WHEATLAND PCT 035	0
0435 WHEATLAND PCT 036	0
0436 WHEATLAND PCT 037	0
0437 WHEATLAND PCT 038	0
0438 WHEATLAND PCT 039	0
0439 WHEATLAND PCT 040	0
0440 WILL PCT 001	3

UNITED STATES SENATOR

VOTES PERCENT

Vote for 1

01 = LeAlan M. Jones

241 100.00

(CONTINUED FROM PREVIOUS PAGE)

01

0441 WILMINGTON PCT 001 0  
0442 WILMINGTON PCT 002 0  
0443 WILMINGTON PCT 003 1  
0444 WILMINGTON PCT 004 0  
0445 WILMINGTON PCT 005 1  
0446 WILTON PCT 001 0

---



**Nancy Schultz Voots**

W I L L C O U N T Y C L E R K



**Green Party**

**STATE OF  
ILLINOIS  
SUMMARY**



VOTES PERCENT

GOVERNOR

Vote for 1

01 = Rich Whitney

237 100.00

-----  
01  
-----

0001 CHANNAHON PCT 001	1
0002 CHANNAHON PCT 002	0
0003 CHANNAHON PCT 003	1
0004 CHANNAHON PCT 004	1
0005 CHANNAHON PCT 005	2
0006 CHANNAHON PCT 006	0
0007 CHANNAHON PCT 007	0
0008 CHANNAHON PCT 008	2
0009 CHANNAHON PCT 009	0
0010 CRETE PCT 001	0
0011 CRETE PCT 002	0
0012 CRETE PCT 003	0
0013 CRETE PCT 004	1
0014 CRETE PCT 005	0
0015 CRETE PCT 006	0
0016 CRETE PCT 007	0
0017 CRETE PCT 008	0
0018 CRETE PCT 009	0
0019 CRETE PCT 010	0
0020 CRETE PCT 011	1
0021 CRETE PCT 012	0
0022 CRETE PCT 013	0
0023 CRETE PCT 014	2
0024 CRETE PCT 015	0
0025 CRETE PCT 016	1
0026 CRETE PCT 017	0
0027 CUSTER PCT 001	1
0028 DU PAGE PCT 001	0
0029 DU PAGE PCT 002	0
0030 DU PAGE PCT 003	0
0031 DU PAGE PCT 004	0
0032 DU PAGE PCT 005	1
0033 DU PAGE PCT 006	2
0034 DU PAGE PCT 007	0
0035 DU PAGE PCT 008	0
0036 DU PAGE PCT 009	0
0037 DU PAGE PCT 010	1
0038 DU PAGE PCT 011	0
0039 DU PAGE PCT 012	1
0040 DU PAGE PCT 013	0
0041 DU PAGE PCT 014	0
0042 DU PAGE PCT 015	0
0043 DU PAGE PCT 016	0
0044 DU PAGE PCT 017	0
0045 DU PAGE PCT 018	0
0046 DU PAGE PCT 019	0
0047 DU PAGE PCT 020	1
0048 DU PAGE PCT 021	1
0049 DU PAGE PCT 022	0
0050 DU PAGE PCT 023	1
0051 DU PAGE PCT 024	2
0052 DU PAGE PCT 025	1
0053 DU PAGE PCT 026	0
0054 DU PAGE PCT 027	0
0055 DU PAGE PCT 028	1

**For City of Aurora details  
refer to that section of this book.**

VOTES PERCENT

GOVERNOR

Vote for 1

01 = Rich Whitney

237 100.00

(CONTINUED FROM PREVIOUS PAGE)

-----  
01  
-----

0056 DU PAGE PCT 029	1
0057 DU PAGE PCT 030	0
0058 DU PAGE PCT 031	0
0059 DU PAGE PCT 032	0
0060 DU PAGE PCT 033	0
0061 DU PAGE PCT 034	1
0062 DU PAGE PCT 035	1
0063 DU PAGE PCT 036	0
0064 DU PAGE PCT 037	1
0065 DU PAGE PCT 038	0
0066 DU PAGE PCT 039	0
0067 DU PAGE PCT 040	0
0068 DU PAGE PCT 041	0
0069 DU PAGE PCT 042	1
0070 DU PAGE PCT 043	1
0071 DU PAGE PCT 044	0
0072 DU PAGE PCT 045	0
0073 DU PAGE PCT 046	1
0074 DU PAGE PCT 047	0
0075 DU PAGE PCT 048	1
0076 DU PAGE PCT 049	0
0077 DU PAGE PCT 050	1
0078 DU PAGE PCT 051	0
0079 DU PAGE PCT 052	1
0080 DU PAGE PCT 053	0
0081 DU PAGE PCT 054	0
0082 DU PAGE PCT 055	0
0083 DU PAGE PCT 056	1
0084 FLORENCE PCT 001	0
0085 FRANKFORT PCT 001	1
0086 FRANKFORT PCT 002	0
0087 FRANKFORT PCT 003	2
0088 FRANKFORT PCT 004	0
0089 FRANKFORT PCT 005	2
0090 FRANKFORT PCT 006	1
0091 FRANKFORT PCT 007	0
0092 FRANKFORT PCT 008	0
0093 FRANKFORT PCT 009	0
0094 FRANKFORT PCT 010	0
0095 FRANKFORT PCT 011	0
0096 FRANKFORT PCT 012	0
0097 FRANKFORT PCT 013	1
0098 FRANKFORT PCT 014	1
0099 FRANKFORT PCT 015	1
0100 FRANKFORT PCT 016	0
0101 FRANKFORT PCT 017	0
0102 FRANKFORT PCT 018	2
0103 FRANKFORT PCT 019	0
0104 FRANKFORT PCT 020	1
0105 FRANKFORT PCT 021	2
0106 FRANKFORT PCT 022	0
0107 FRANKFORT PCT 023	0
0108 FRANKFORT PCT 024	1
0109 FRANKFORT PCT 025	1
0110 FRANKFORT PCT 026	1

VOTES PERCENT

GOVERNOR

Vote for 1

01 = Rich Whitney

237 100.00

(CONTINUED FROM PREVIOUS PAGE) 01

0111 FRANKFORT PCT 027	2
0112 FRANKFORT PCT 028	1
0113 FRANKFORT PCT 029	0
0114 FRANKFORT PCT 030	3
0115 FRANKFORT PCT 031	1
0116 FRANKFORT PCT 032	0
0117 FRANKFORT PCT 033	1
0118 FRANKFORT PCT 034	0
0119 FRANKFORT PCT 035	0
0120 FRANKFORT PCT 036	2
0121 FRANKFORT PCT 037	0
0122 FRANKFORT PCT 038	0
0123 FRANKFORT PCT 039	0
0124 FRANKFORT PCT 040	0
0125 FRANKFORT PCT 041	0
0126 FRANKFORT PCT 042	0
0127 GREEN GARDEN PCT 001	0
0128 GREEN GARDEN PCT 002	1
0129 GREEN GARDEN PCT 003	0
0130 HOMER PCT 001	0
0131 HOMER PCT 002	0
0132 HOMER PCT 003	5
0133 HOMER PCT 004	0
0134 HOMER PCT 005	0
0135 HOMER PCT 006	1
0136 HOMER PCT 007	0
0137 HOMER PCT 008	1
0138 HOMER PCT 009	0
0139 HOMER PCT 010	0
0140 HOMER PCT 011	1
0141 HOMER PCT 012	0
0142 HOMER PCT 013	0
0143 HOMER PCT 014	0
0144 HOMER PCT 015	0
0145 HOMER PCT 016	2
0146 HOMER PCT 017	2
0147 HOMER PCT 018	0
0148 HOMER PCT 019	0
0149 HOMER PCT 020	0
0150 HOMER PCT 021	0
0151 HOMER PCT 022	1
0152 HOMER PCT 023	0
0153 HOMER PCT 024	0
0154 HOMER PCT 025	0
0155 HOMER PCT 026	0
0156 HOMER PCT 027	0
0157 HOMER PCT 028	0
0158 JACKSON PCT 001	1
0159 JACKSON PCT 002	1
0160 JACKSON PCT 003	0
0161 JACKSON PCT 004	1
0162 JOLIET PCT 001	3
0163 JOLIET PCT 002	1
0164 JOLIET PCT 003	0
0165 JOLIET PCT 004	1

VOTES PERCENT

GOVERNOR

Vote for 1

01 = Rich Whitney

237 100.00

(CONTINUED FROM PREVIOUS PAGE)

-----  
01  
-----

0166 JOLIET PCT 005	2
0167 JOLIET PCT 006	0
0168 JOLIET PCT 007	0
0169 JOLIET PCT 008	5
0170 JOLIET PCT 009	4
0171 JOLIET PCT 010	0
0172 JOLIET PCT 011	2
0173 JOLIET PCT 012	0
0174 JOLIET PCT 013	0
0175 JOLIET PCT 014	0
0176 JOLIET PCT 015	3
0177 JOLIET PCT 016	1
0178 JOLIET PCT 017	0
0179 JOLIET PCT 018	0
0180 JOLIET PCT 019	0
0181 JOLIET PCT 020	1
0182 JOLIET PCT 021	0
0183 JOLIET PCT 022	0
0184 JOLIET PCT 023	0
0185 JOLIET PCT 024	0
0186 JOLIET PCT 025	1
0187 JOLIET PCT 026	0
0188 JOLIET PCT 027	0
0189 JOLIET PCT 028	2
0190 JOLIET PCT 029	0
0191 JOLIET PCT 030	1
0192 JOLIET PCT 031	1
0193 JOLIET PCT 032	1
0194 JOLIET PCT 033	0
0195 JOLIET PCT 034	1
0196 JOLIET PCT 035	3
0197 JOLIET PCT 036	0
0198 JOLIET PCT 037	0
0199 JOLIET PCT 038	0
0200 JOLIET PCT 039	0
0201 JOLIET PCT 040	3
0202 JOLIET PCT 041	1
0203 JOLIET PCT 042	0
0204 JOLIET PCT 043	0
0205 JOLIET PCT 044	1
0206 JOLIET PCT 045	0
0207 JOLIET PCT 046	0
0208 JOLIET PCT 047	0
0209 JOLIET PCT 048	0
0210 JOLIET PCT 049	0
0211 JOLIET PCT 050	0
0212 JOLIET PCT 051	1
0213 JOLIET PCT 052	0
0214 JOLIET PCT 053	0
0215 JOLIET PCT 054	1
0216 JOLIET PCT 055	0
0217 JOLIET PCT 056	0
0218 JOLIET PCT 057	0
0219 JOLIET PCT 058	0
0220 JOLIET PCT 059	0

VOTES PERCENT

GOVERNOR

Vote for 1

01 = Rich Whitney

237 100.00

(CONTINUED FROM PREVIOUS PAGE)

-----  
01  
-----

0221 JOLIET PCT 060	0
0222 JOLIET PCT 061	0
0223 JOLIET PCT 062	0
0224 JOLIET PCT 063	0
0225 JOLIET PCT 064	1
0226 LOCKPORT PCT 001	0
0227 LOCKPORT PCT 002	3
0228 LOCKPORT PCT 003	2
0229 LOCKPORT PCT 004	1
0230 LOCKPORT PCT 005	1
0231 LOCKPORT PCT 006	0
0232 LOCKPORT PCT 007	0
0233 LOCKPORT PCT 008	1
0234 LOCKPORT PCT 009	0
0235 LOCKPORT PCT 010	1
0236 LOCKPORT PCT 011	0
0237 LOCKPORT PCT 012	0
0238 LOCKPORT PCT 013	0
0239 LOCKPORT PCT 014	2
0240 LOCKPORT PCT 015	0
0241 LOCKPORT PCT 016	0
0242 LOCKPORT PCT 017	0
0243 LOCKPORT PCT 018	0
0244 LOCKPORT PCT 019	1
0245 LOCKPORT PCT 020	1
0246 LOCKPORT PCT 021	0
0247 LOCKPORT PCT 022	0
0248 LOCKPORT PCT 023	1
0249 LOCKPORT PCT 024	0
0250 LOCKPORT PCT 025	0
0251 LOCKPORT PCT 026	0
0252 LOCKPORT PCT 027	0
0253 LOCKPORT PCT 028	0
0254 LOCKPORT PCT 029	2
0255 LOCKPORT PCT 030	1
0256 LOCKPORT PCT 031	0
0257 LOCKPORT PCT 032	0
0258 LOCKPORT PCT 033	1
0259 LOCKPORT PCT 034	0
0260 LOCKPORT PCT 035	0
0261 LOCKPORT PCT 036	1
0262 LOCKPORT PCT 037	0
0263 MANHATTAN PCT 001	1
0264 MANHATTAN PCT 002	1
0265 MANHATTAN PCT 003	0
0266 MANHATTAN PCT 004	0
0267 MANHATTAN PCT 005	2
0268 MONEE PCT 001	0
0269 MONEE PCT 002	1
0270 MONEE PCT 003	0
0271 MONEE PCT 004	1
0272 MONEE PCT 005	2
0273 MONEE PCT 006	0
0274 MONEE PCT 007	0
0275 MONEE PCT 008	0

VOTES PERCENT

GOVERNOR

Vote for 1

01 = Rich Whitney

237 100.00

(CONTINUED FROM PREVIOUS PAGE)

-----  
01  
-----

0276 MONEE PCT 009	3
0277 MONEE PCT 010	0
0278 MONEE PCT 011	0
0279 MONEE PCT 012	0
0280 NEW LENOX PCT 001	1
0281 NEW LENOX PCT 002	0
0282 NEW LENOX PCT 003	0
0283 NEW LENOX PCT 004	1
0284 NEW LENOX PCT 005	4
0285 NEW LENOX PCT 006	2
0286 NEW LENOX PCT 007	0
0287 NEW LENOX PCT 008	4
0288 NEW LENOX PCT 009	0
0289 NEW LENOX PCT 010	1
0290 NEW LENOX PCT 011	0
0291 NEW LENOX PCT 012	1
0292 NEW LENOX PCT 013	0
0293 NEW LENOX PCT 014	0
0294 NEW LENOX PCT 015	0
0295 NEW LENOX PCT 016	0
0296 NEW LENOX PCT 017	0
0297 NEW LENOX PCT 018	0
0298 NEW LENOX PCT 019	0
0299 NEW LENOX PCT 020	0
0300 NEW LENOX PCT 021	0
0301 NEW LENOX PCT 022	0
0302 NEW LENOX PCT 023	0
0303 NEW LENOX PCT 024	0
0304 NEW LENOX PCT 025	1
0305 NEW LENOX PCT 026	3
0306 NEW LENOX PCT 027	0
0307 NEW LENOX PCT 028	1
0308 NEW LENOX PCT 029	0
0309 NEW LENOX PCT 030	0
0310 PEOTONE PCT 001	0
0311 PEOTONE PCT 002	2
0312 PEOTONE PCT 003	2
0313 PLAINFIELD PCT 001	0
0314 PLAINFIELD PCT 002	0
0315 PLAINFIELD PCT 003	1
0316 PLAINFIELD PCT 004	2
0317 PLAINFIELD PCT 005	0
0318 PLAINFIELD PCT 006	0
0319 PLAINFIELD PCT 007	0
0320 PLAINFIELD PCT 008	0
0321 PLAINFIELD PCT 009	1
0322 PLAINFIELD PCT 010	0
0323 PLAINFIELD PCT 011	0
0324 PLAINFIELD PCT 012	0
0325 PLAINFIELD PCT 013	0
0326 PLAINFIELD PCT 014	0
0327 PLAINFIELD PCT 015	2
0328 PLAINFIELD PCT 016	0
0329 PLAINFIELD PCT 017	0
0330 PLAINFIELD PCT 018	1

VOTES PERCENT

GOVERNOR

Vote for 1

01 = Rich Whitney

237 100.00

(CONTINUED FROM PREVIOUS PAGE)

	-----	01
	-----	
0331 PLAINFIELD PCT 019		1
0332 PLAINFIELD PCT 020		0
0333 PLAINFIELD PCT 021		0
0334 PLAINFIELD PCT 022		0
0335 PLAINFIELD PCT 023		1
0336 PLAINFIELD PCT 024		0
0337 PLAINFIELD PCT 025		0
0338 PLAINFIELD PCT 026		0
0339 PLAINFIELD PCT 027		1
0340 PLAINFIELD PCT 028		0
0341 PLAINFIELD PCT 029		2
0342 PLAINFIELD PCT 030		0
0343 PLAINFIELD PCT 031		0
0344 PLAINFIELD PCT 032		0
0345 PLAINFIELD PCT 033		1
0346 PLAINFIELD PCT 034		0
0347 PLAINFIELD PCT 035		1
0348 PLAINFIELD PCT 036		1
0349 PLAINFIELD PCT 037		2
0350 PLAINFIELD PCT 038		0
0351 PLAINFIELD PCT 039		0
0352 PLAINFIELD PCT 040		1
0353 PLAINFIELD PCT 041		0
0354 PLAINFIELD PCT 042		1
0355 PLAINFIELD PCT 043		2
0356 PLAINFIELD PCT 044		1
0357 PLAINFIELD PCT 045		2
0358 PLAINFIELD PCT 046		0
0359 REED PCT 001		0
0360 REED PCT 002		0
0361 REED PCT 003		2
0362 REED PCT 004		2
0363 REED PCT 005		1
0364 TROY PCT 001		0
0365 TROY PCT 002		0
0366 TROY PCT 003		0
0367 TROY PCT 004		0
0368 TROY PCT 005		0
0369 TROY PCT 006		1
0370 TROY PCT 007		1
0371 TROY PCT 008		0
0372 TROY PCT 009		1
0373 TROY PCT 010		1
0374 TROY PCT 011		0
0375 TROY PCT 012		0
0376 TROY PCT 013		0
0377 TROY PCT 014		2
0378 TROY PCT 015		0
0379 TROY PCT 016		1
0380 TROY PCT 017		0
0381 TROY PCT 018		2
0382 TROY PCT 019		0
0383 TROY PCT 020		0
0384 TROY PCT 021		0
0385 TROY PCT 022		1

VOTES PERCENT

GOVERNOR

Vote for 1

01 = Rich Whitney

237 100.00

(CONTINUED FROM PREVIOUS PAGE)

01

0386 TROY PCT 023	1
0387 TROY PCT 024	0
0388 TROY PCT 025	0
0389 TROY PCT 026	1
0390 TROY PCT 027	0
0391 TROY PCT 028	0
0392 TROY PCT 029	0
0393 TROY PCT 030	0
0394 WASHINGTON PCT 001	0
0395 WASHINGTON PCT 002	0
0396 WASHINGTON PCT 003	1
0397 WASHINGTON PCT 004	0
0398 WESLEY PCT 001	1
0399 WESLEY PCT 002	0
0400 WHEATLAND PCT 001	0
0401 WHEATLAND PCT 002	1
0402 WHEATLAND PCT 003	1
0403 WHEATLAND PCT 004	0
0404 WHEATLAND PCT 005	0
0405 WHEATLAND PCT 006	0
0406 WHEATLAND PCT 007	0
0407 WHEATLAND PCT 008	0
0408 WHEATLAND PCT 009	0
0409 WHEATLAND PCT 010	2
0410 WHEATLAND PCT 011	0
0411 WHEATLAND PCT 012	0
0412 WHEATLAND PCT 013	0
0413 WHEATLAND PCT 014	1
0414 WHEATLAND PCT 015	0
0415 WHEATLAND PCT 016	3
0416 WHEATLAND PCT 017	2
0417 WHEATLAND PCT 018	1
0418 WHEATLAND PCT 019	1
0419 WHEATLAND PCT 020	0
0420 WHEATLAND PCT 021	0
0421 WHEATLAND PCT 022	0
0422 WHEATLAND PCT 023	1
0423 WHEATLAND PCT 024	1
0424 WHEATLAND PCT 025	0
0425 WHEATLAND PCT 026	0
0426 WHEATLAND PCT 027	0
0427 WHEATLAND PCT 028	1
0428 WHEATLAND PCT 029	0
0429 WHEATLAND PCT 030	0
0430 WHEATLAND PCT 031	0
0431 WHEATLAND PCT 032	0
0432 WHEATLAND PCT 033	0
0433 WHEATLAND PCT 034	0
0434 WHEATLAND PCT 035	0
0435 WHEATLAND PCT 036	0
0436 WHEATLAND PCT 037	0
0437 WHEATLAND PCT 038	0
0438 WHEATLAND PCT 039	0
0439 WHEATLAND PCT 040	0
0440 WILL PCT 001	3



VOTES PERCENT

GOVERNOR

Vote for 1

01 = Rich Whitney

237 100.00

(CONTINUED FROM PREVIOUS PAGE)

-----  
01  
-----

0441 WILMINGTON PCT 001	0
0442 WILMINGTON PCT 002	0
0443 WILMINGTON PCT 003	1
0444 WILMINGTON PCT 004	0
0445 WILMINGTON PCT 005	1
0446 WILTON PCT 001	0

---

VOTES PERCENT

LIEUTENANT GOVERNOR

Vote for 1

01 = Don W. Crawford

224 100.00

-----  
01  
-----

0001 CHANNAHON PCT 001	1
0002 CHANNAHON PCT 002	0
0003 CHANNAHON PCT 003	1
0004 CHANNAHON PCT 004	1
0005 CHANNAHON PCT 005	2
0006 CHANNAHON PCT 006	0
0007 CHANNAHON PCT 007	0
0008 CHANNAHON PCT 008	2
0009 CHANNAHON PCT 009	0
0010 CRETE PCT 001	0
0011 CRETE PCT 002	0
0012 CRETE PCT 003	0
0013 CRETE PCT 004	1
0014 CRETE PCT 005	0
0015 CRETE PCT 006	0
0016 CRETE PCT 007	0
0017 CRETE PCT 008	0
0018 CRETE PCT 009	0
0019 CRETE PCT 010	0
0020 CRETE PCT 011	1
0021 CRETE PCT 012	0
0022 CRETE PCT 013	0
0023 CRETE PCT 014	1
0024 CRETE PCT 015	0
0025 CRETE PCT 016	1
0026 CRETE PCT 017	0
0027 CUSTER PCT 001	1
0028 DU PAGE PCT 001	0
0029 DU PAGE PCT 002	0
0030 DU PAGE PCT 003	0
0031 DU PAGE PCT 004	0
0032 DU PAGE PCT 005	1
0033 DU PAGE PCT 006	2
0034 DU PAGE PCT 007	0
0035 DU PAGE PCT 008	0
0036 DU PAGE PCT 009	0
0037 DU PAGE PCT 010	1
0038 DU PAGE PCT 011	0
0039 DU PAGE PCT 012	1
0040 DU PAGE PCT 013	0
0041 DU PAGE PCT 014	0
0042 DU PAGE PCT 015	0
0043 DU PAGE PCT 016	0
0044 DU PAGE PCT 017	0
0045 DU PAGE PCT 018	0
0046 DU PAGE PCT 019	0
0047 DU PAGE PCT 020	1
0048 DU PAGE PCT 021	1
0049 DU PAGE PCT 022	0
0050 DU PAGE PCT 023	1
0051 DU PAGE PCT 024	2
0052 DU PAGE PCT 025	1
0053 DU PAGE PCT 026	0
0054 DU PAGE PCT 027	0
0055 DU PAGE PCT 028	1

**For City of Aurora details  
refer to that section of this book.**

VOTES PERCENT

LIEUTENANT GOVERNOR

Vote for 1

01 = Don W. Crawford

224 100.00

(CONTINUED FROM PREVIOUS PAGE)

01

0056 DU PAGE PCT 029	1
0057 DU PAGE PCT 030	0
0058 DU PAGE PCT 031	0
0059 DU PAGE PCT 032	0
0060 DU PAGE PCT 033	0
0061 DU PAGE PCT 034	1
0062 DU PAGE PCT 035	1
0063 DU PAGE PCT 036	0
0064 DU PAGE PCT 037	1
0065 DU PAGE PCT 038	0
0066 DU PAGE PCT 039	0
0067 DU PAGE PCT 040	0
0068 DU PAGE PCT 041	0
0069 DU PAGE PCT 042	1
0070 DU PAGE PCT 043	1
0071 DU PAGE PCT 044	0
0072 DU PAGE PCT 045	0
0073 DU PAGE PCT 046	1
0074 DU PAGE PCT 047	0
0075 DU PAGE PCT 048	1
0076 DU PAGE PCT 049	0
0077 DU PAGE PCT 050	1
0078 DU PAGE PCT 051	0
0079 DU PAGE PCT 052	1
0080 DU PAGE PCT 053	0
0081 DU PAGE PCT 054	0
0082 DU PAGE PCT 055	0
0083 DU PAGE PCT 056	1
0084 FLORENCE PCT 001	0
0085 FRANKFORT PCT 001	1
0086 FRANKFORT PCT 002	0
0087 FRANKFORT PCT 003	2
0088 FRANKFORT PCT 004	0
0089 FRANKFORT PCT 005	2
0090 FRANKFORT PCT 006	1
0091 FRANKFORT PCT 007	0
0092 FRANKFORT PCT 008	0
0093 FRANKFORT PCT 009	0
0094 FRANKFORT PCT 010	0
0095 FRANKFORT PCT 011	0
0096 FRANKFORT PCT 012	0
0097 FRANKFORT PCT 013	1
0098 FRANKFORT PCT 014	1
0099 FRANKFORT PCT 015	1
0100 FRANKFORT PCT 016	0
0101 FRANKFORT PCT 017	0
0102 FRANKFORT PCT 018	2
0103 FRANKFORT PCT 019	0
0104 FRANKFORT PCT 020	1
0105 FRANKFORT PCT 021	2
0106 FRANKFORT PCT 022	0
0107 FRANKFORT PCT 023	0
0108 FRANKFORT PCT 024	1
0109 FRANKFORT PCT 025	1
0110 FRANKFORT PCT 026	1

VOTES PERCENT

LIEUTENANT GOVERNOR

Vote for 1

01 = Don W. Crawford

224 100.00

(CONTINUED FROM PREVIOUS PAGE)

-----  
01  
-----

0111 FRANKFORT PCT 027	2
0112 FRANKFORT PCT 028	1
0113 FRANKFORT PCT 029	0
0114 FRANKFORT PCT 030	2
0115 FRANKFORT PCT 031	1
0116 FRANKFORT PCT 032	0
0117 FRANKFORT PCT 033	1
0118 FRANKFORT PCT 034	0
0119 FRANKFORT PCT 035	0
0120 FRANKFORT PCT 036	2
0121 FRANKFORT PCT 037	0
0122 FRANKFORT PCT 038	0
0123 FRANKFORT PCT 039	0
0124 FRANKFORT PCT 040	0
0125 FRANKFORT PCT 041	0
0126 FRANKFORT PCT 042	0
0127 GREEN GARDEN PCT 001	0
0128 GREEN GARDEN PCT 002	1
0129 GREEN GARDEN PCT 003	0
0130 HOMER PCT 001	0
0131 HOMER PCT 002	0
0132 HOMER PCT 003	5
0133 HOMER PCT 004	0
0134 HOMER PCT 005	0
0135 HOMER PCT 006	0
0136 HOMER PCT 007	0
0137 HOMER PCT 008	0
0138 HOMER PCT 009	0
0139 HOMER PCT 010	0
0140 HOMER PCT 011	1
0141 HOMER PCT 012	0
0142 HOMER PCT 013	0
0143 HOMER PCT 014	0
0144 HOMER PCT 015	0
0145 HOMER PCT 016	2
0146 HOMER PCT 017	2
0147 HOMER PCT 018	0
0148 HOMER PCT 019	0
0149 HOMER PCT 020	0
0150 HOMER PCT 021	0
0151 HOMER PCT 022	1
0152 HOMER PCT 023	0
0153 HOMER PCT 024	0
0154 HOMER PCT 025	0
0155 HOMER PCT 026	0
0156 HOMER PCT 027	0
0157 HOMER PCT 028	0
0158 JACKSON PCT 001	1
0159 JACKSON PCT 002	1
0160 JACKSON PCT 003	0
0161 JACKSON PCT 004	1
0162 JOLIET PCT 001	3
0163 JOLIET PCT 002	1
0164 JOLIET PCT 003	0
0165 JOLIET PCT 004	1

VOTES PERCENT

LIEUTENANT GOVERNOR

Vote for 1

01 = Don W. Crawford

224 100.00

(CONTINUED FROM PREVIOUS PAGE)

-----  
01  
-----

0166 JOLIET PCT 005	2
0167 JOLIET PCT 006	0
0168 JOLIET PCT 007	0
0169 JOLIET PCT 008	4
0170 JOLIET PCT 009	4
0171 JOLIET PCT 010	0
0172 JOLIET PCT 011	2
0173 JOLIET PCT 012	0
0174 JOLIET PCT 013	0
0175 JOLIET PCT 014	0
0176 JOLIET PCT 015	3
0177 JOLIET PCT 016	1
0178 JOLIET PCT 017	0
0179 JOLIET PCT 018	0
0180 JOLIET PCT 019	0
0181 JOLIET PCT 020	1
0182 JOLIET PCT 021	0
0183 JOLIET PCT 022	0
0184 JOLIET PCT 023	0
0185 JOLIET PCT 024	0
0186 JOLIET PCT 025	1
0187 JOLIET PCT 026	0
0188 JOLIET PCT 027	0
0189 JOLIET PCT 028	2
0190 JOLIET PCT 029	0
0191 JOLIET PCT 030	1
0192 JOLIET PCT 031	1
0193 JOLIET PCT 032	1
0194 JOLIET PCT 033	0
0195 JOLIET PCT 034	1
0196 JOLIET PCT 035	3
0197 JOLIET PCT 036	0
0198 JOLIET PCT 037	0
0199 JOLIET PCT 038	0
0200 JOLIET PCT 039	0
0201 JOLIET PCT 040	3
0202 JOLIET PCT 041	1
0203 JOLIET PCT 042	0
0204 JOLIET PCT 043	0
0205 JOLIET PCT 044	1
0206 JOLIET PCT 045	0
0207 JOLIET PCT 046	0
0208 JOLIET PCT 047	0
0209 JOLIET PCT 048	0
0210 JOLIET PCT 049	0
0211 JOLIET PCT 050	0
0212 JOLIET PCT 051	1
0213 JOLIET PCT 052	0
0214 JOLIET PCT 053	0
0215 JOLIET PCT 054	1
0216 JOLIET PCT 055	0
0217 JOLIET PCT 056	0
0218 JOLIET PCT 057	0
0219 JOLIET PCT 058	0
0220 JOLIET PCT 059	0

VOTES PERCENT

LIEUTENANT GOVERNOR

Vote for 1

01 = Don W. Crawford

224 100.00

(CONTINUED FROM PREVIOUS PAGE)

-----  
 01  
 -----

0221 JOLIET PCT 060	0
0222 JOLIET PCT 061	0
0223 JOLIET PCT 062	0
0224 JOLIET PCT 063	0
0225 JOLIET PCT 064	1
0226 LOCKPORT PCT 001	0
0227 LOCKPORT PCT 002	2
0228 LOCKPORT PCT 003	2
0229 LOCKPORT PCT 004	1
0230 LOCKPORT PCT 005	1
0231 LOCKPORT PCT 006	0
0232 LOCKPORT PCT 007	0
0233 LOCKPORT PCT 008	1
0234 LOCKPORT PCT 009	0
0235 LOCKPORT PCT 010	1
0236 LOCKPORT PCT 011	0
0237 LOCKPORT PCT 012	0
0238 LOCKPORT PCT 013	0
0239 LOCKPORT PCT 014	2
0240 LOCKPORT PCT 015	0
0241 LOCKPORT PCT 016	0
0242 LOCKPORT PCT 017	0
0243 LOCKPORT PCT 018	0
0244 LOCKPORT PCT 019	0
0245 LOCKPORT PCT 020	1
0246 LOCKPORT PCT 021	0
0247 LOCKPORT PCT 022	0
0248 LOCKPORT PCT 023	1
0249 LOCKPORT PCT 024	0
0250 LOCKPORT PCT 025	0
0251 LOCKPORT PCT 026	0
0252 LOCKPORT PCT 027	0
0253 LOCKPORT PCT 028	0
0254 LOCKPORT PCT 029	2
0255 LOCKPORT PCT 030	1
0256 LOCKPORT PCT 031	0
0257 LOCKPORT PCT 032	0
0258 LOCKPORT PCT 033	1
0259 LOCKPORT PCT 034	0
0260 LOCKPORT PCT 035	0
0261 LOCKPORT PCT 036	1
0262 LOCKPORT PCT 037	0
0263 MANHATTAN PCT 001	1
0264 MANHATTAN PCT 002	1
0265 MANHATTAN PCT 003	0
0266 MANHATTAN PCT 004	0
0267 MANHATTAN PCT 005	2
0268 MONEE PCT 001	0
0269 MONEE PCT 002	1
0270 MONEE PCT 003	0
0271 MONEE PCT 004	1
0272 MONEE PCT 005	2
0273 MONEE PCT 006	0
0274 MONEE PCT 007	0
0275 MONEE PCT 008	0

VOTES PERCENT

LIEUTENANT GOVERNOR

Vote for 1

01 = Don W. Crawford

224 100.00

(CONTINUED FROM PREVIOUS PAGE) 01

0276 MONEE PCT 009	3
0277 MONEE PCT 010	0
0278 MONEE PCT 011	0
0279 MONEE PCT 012	0
0280 NEW LENOX PCT 001	1
0281 NEW LENOX PCT 002	0
0282 NEW LENOX PCT 003	0
0283 NEW LENOX PCT 004	1
0284 NEW LENOX PCT 005	4
0285 NEW LENOX PCT 006	2
0286 NEW LENOX PCT 007	0
0287 NEW LENOX PCT 008	3
0288 NEW LENOX PCT 009	0
0289 NEW LENOX PCT 010	0
0290 NEW LENOX PCT 011	0
0291 NEW LENOX PCT 012	1
0292 NEW LENOX PCT 013	0
0293 NEW LENOX PCT 014	0
0294 NEW LENOX PCT 015	0
0295 NEW LENOX PCT 016	0
0296 NEW LENOX PCT 017	0
0297 NEW LENOX PCT 018	0
0298 NEW LENOX PCT 019	0
0299 NEW LENOX PCT 020	0
0300 NEW LENOX PCT 021	0
0301 NEW LENOX PCT 022	0
0302 NEW LENOX PCT 023	0
0303 NEW LENOX PCT 024	0
0304 NEW LENOX PCT 025	1
0305 NEW LENOX PCT 026	3
0306 NEW LENOX PCT 027	0
0307 NEW LENOX PCT 028	1
0308 NEW LENOX PCT 029	0
0309 NEW LENOX PCT 030	0
0310 PEOTONE PCT 001	0
0311 PEOTONE PCT 002	2
0312 PEOTONE PCT 003	1
0313 PLAINFIELD PCT 001	0
0314 PLAINFIELD PCT 002	0
0315 PLAINFIELD PCT 003	1
0316 PLAINFIELD PCT 004	2
0317 PLAINFIELD PCT 005	0
0318 PLAINFIELD PCT 006	0
0319 PLAINFIELD PCT 007	0
0320 PLAINFIELD PCT 008	0
0321 PLAINFIELD PCT 009	1
0322 PLAINFIELD PCT 010	0
0323 PLAINFIELD PCT 011	0
0324 PLAINFIELD PCT 012	0
0325 PLAINFIELD PCT 013	0
0326 PLAINFIELD PCT 014	0
0327 PLAINFIELD PCT 015	2
0328 PLAINFIELD PCT 016	0
0329 PLAINFIELD PCT 017	0
0330 PLAINFIELD PCT 018	1

VOTES PERCENT

LIEUTENANT GOVERNOR

Vote for 1

01 = Don W. Crawford

224 100.00

(CONTINUED FROM PREVIOUS PAGE)

-----  
01  
-----

0331 PLAINFIELD PCT 019	1
0332 PLAINFIELD PCT 020	0
0333 PLAINFIELD PCT 021	0
0334 PLAINFIELD PCT 022	0
0335 PLAINFIELD PCT 023	1
0336 PLAINFIELD PCT 024	0
0337 PLAINFIELD PCT 025	0
0338 PLAINFIELD PCT 026	0
0339 PLAINFIELD PCT 027	1
0340 PLAINFIELD PCT 028	0
0341 PLAINFIELD PCT 029	2
0342 PLAINFIELD PCT 030	0
0343 PLAINFIELD PCT 031	0
0344 PLAINFIELD PCT 032	0
0345 PLAINFIELD PCT 033	1
0346 PLAINFIELD PCT 034	0
0347 PLAINFIELD PCT 035	1
0348 PLAINFIELD PCT 036	1
0349 PLAINFIELD PCT 037	2
0350 PLAINFIELD PCT 038	0
0351 PLAINFIELD PCT 039	0
0352 PLAINFIELD PCT 040	1
0353 PLAINFIELD PCT 041	0
0354 PLAINFIELD PCT 042	1
0355 PLAINFIELD PCT 043	2
0356 PLAINFIELD PCT 044	1
0357 PLAINFIELD PCT 045	1
0358 PLAINFIELD PCT 046	0
0359 REED PCT 001	0
0360 REED PCT 002	0
0361 REED PCT 003	2
0362 REED PCT 004	1
0363 REED PCT 005	0
0364 TROY PCT 001	0
0365 TROY PCT 002	0
0366 TROY PCT 003	0
0367 TROY PCT 004	0
0368 TROY PCT 005	0
0369 TROY PCT 006	1
0370 TROY PCT 007	1
0371 TROY PCT 008	0
0372 TROY PCT 009	1
0373 TROY PCT 010	1
0374 TROY PCT 011	0
0375 TROY PCT 012	0
0376 TROY PCT 013	0
0377 TROY PCT 014	2
0378 TROY PCT 015	0
0379 TROY PCT 016	1
0380 TROY PCT 017	0
0381 TROY PCT 018	2
0382 TROY PCT 019	0
0383 TROY PCT 020	0
0384 TROY PCT 021	0
0385 TROY PCT 022	1



VOTES PERCENT

LIEUTENANT GOVERNOR

Vote for 1

01 = Don W. Crawford

224 100.00

(CONTINUED FROM PREVIOUS PAGE)

01

0386 TROY PCT 023	1
0387 TROY PCT 024	0
0388 TROY PCT 025	0
0389 TROY PCT 026	1
0390 TROY PCT 027	0
0391 TROY PCT 028	0
0392 TROY PCT 029	0
0393 TROY PCT 030	0
0394 WASHINGTON PCT 001	0
0395 WASHINGTON PCT 002	0
0396 WASHINGTON PCT 003	1
0397 WASHINGTON PCT 004	0
0398 WESLEY PCT 001	1
0399 WESLEY PCT 002	0
0400 WHEATLAND PCT 001	0
0401 WHEATLAND PCT 002	1
0402 WHEATLAND PCT 003	1
0403 WHEATLAND PCT 004	0
0404 WHEATLAND PCT 005	0
0405 WHEATLAND PCT 006	0
0406 WHEATLAND PCT 007	0
0407 WHEATLAND PCT 008	0
0408 WHEATLAND PCT 009	0
0409 WHEATLAND PCT 010	2
0410 WHEATLAND PCT 011	0
0411 WHEATLAND PCT 012	0
0412 WHEATLAND PCT 013	0
0413 WHEATLAND PCT 014	1
0414 WHEATLAND PCT 015	0
0415 WHEATLAND PCT 016	3
0416 WHEATLAND PCT 017	2
0417 WHEATLAND PCT 018	1
0418 WHEATLAND PCT 019	1
0419 WHEATLAND PCT 020	0
0420 WHEATLAND PCT 021	0
0421 WHEATLAND PCT 022	0
0422 WHEATLAND PCT 023	1
0423 WHEATLAND PCT 024	1
0424 WHEATLAND PCT 025	0
0425 WHEATLAND PCT 026	0
0426 WHEATLAND PCT 027	0
0427 WHEATLAND PCT 028	1
0428 WHEATLAND PCT 029	0
0429 WHEATLAND PCT 030	0
0430 WHEATLAND PCT 031	0
0431 WHEATLAND PCT 032	0
0432 WHEATLAND PCT 033	0
0433 WHEATLAND PCT 034	0
0434 WHEATLAND PCT 035	0
0435 WHEATLAND PCT 036	0
0436 WHEATLAND PCT 037	0
0437 WHEATLAND PCT 038	0
0438 WHEATLAND PCT 039	0
0439 WHEATLAND PCT 040	0
0440 WILL PCT 001	3

LIEUTENANT GOVERNOR

VOTES PERCENT

Vote for 1

01 = Don W. Crawford

224 100.00

(CONTINUED FROM PREVIOUS PAGE)

-----  
01  
-----

0441 WILMINGTON PCT 001	0
0442 WILMINGTON PCT 002	0
0443 WILMINGTON PCT 003	1
0444 WILMINGTON PCT 004	0
0445 WILMINGTON PCT 005	1
0446 WILTON PCT 001	0

---

VOTES PERCENT

ATTORNEY GENERAL

Vote for 1

01 = David F. Black

226 100.00

-----  
01  
-----

0001 CHANNAHON PCT 001	1
0002 CHANNAHON PCT 002	0
0003 CHANNAHON PCT 003	1
0004 CHANNAHON PCT 004	1
0005 CHANNAHON PCT 005	2
0006 CHANNAHON PCT 006	0
0007 CHANNAHON PCT 007	0
0008 CHANNAHON PCT 008	2
0009 CHANNAHON PCT 009	0
0010 CRETE PCT 001	0
0011 CRETE PCT 002	0
0012 CRETE PCT 003	0
0013 CRETE PCT 004	1
0014 CRETE PCT 005	0
0015 CRETE PCT 006	0
0016 CRETE PCT 007	0
0017 CRETE PCT 008	0
0018 CRETE PCT 009	0
0019 CRETE PCT 010	0
0020 CRETE PCT 011	1
0021 CRETE PCT 012	0
0022 CRETE PCT 013	0
0023 CRETE PCT 014	2
0024 CRETE PCT 015	0
0025 CRETE PCT 016	1
0026 CRETE PCT 017	0
0027 CUSTER PCT 001	1
0028 DU PAGE PCT 001	0
0029 DU PAGE PCT 002	0
0030 DU PAGE PCT 003	0
0031 DU PAGE PCT 004	0
0032 DU PAGE PCT 005	1
0033 DU PAGE PCT 006	2
0034 DU PAGE PCT 007	0
0035 DU PAGE PCT 008	0
0036 DU PAGE PCT 009	0
0037 DU PAGE PCT 010	1
0038 DU PAGE PCT 011	0
0039 DU PAGE PCT 012	1
0040 DU PAGE PCT 013	0
0041 DU PAGE PCT 014	0
0042 DU PAGE PCT 015	0
0043 DU PAGE PCT 016	0
0044 DU PAGE PCT 017	0
0045 DU PAGE PCT 018	0
0046 DU PAGE PCT 019	0
0047 DU PAGE PCT 020	1
0048 DU PAGE PCT 021	1
0049 DU PAGE PCT 022	0
0050 DU PAGE PCT 023	1
0051 DU PAGE PCT 024	2
0052 DU PAGE PCT 025	1
0053 DU PAGE PCT 026	0
0054 DU PAGE PCT 027	0
0055 DU PAGE PCT 028	1

**For City of Aurora details  
refer to that section of this book.**

VOTES PERCENT

ATTORNEY GENERAL

Vote for 1

01 = David F. Black

226 100.00

(CONTINUED FROM PREVIOUS PAGE)

-----  
01  
-----

0056 DU PAGE PCT 029	1
0057 DU PAGE PCT 030	0
0058 DU PAGE PCT 031	0
0059 DU PAGE PCT 032	0
0060 DU PAGE PCT 033	0
0061 DU PAGE PCT 034	1
0062 DU PAGE PCT 035	1
0063 DU PAGE PCT 036	0
0064 DU PAGE PCT 037	1
0065 DU PAGE PCT 038	0
0066 DU PAGE PCT 039	0
0067 DU PAGE PCT 040	0
0068 DU PAGE PCT 041	0
0069 DU PAGE PCT 042	1
0070 DU PAGE PCT 043	1
0071 DU PAGE PCT 044	0
0072 DU PAGE PCT 045	0
0073 DU PAGE PCT 046	1
0074 DU PAGE PCT 047	0
0075 DU PAGE PCT 048	1
0076 DU PAGE PCT 049	0
0077 DU PAGE PCT 050	1
0078 DU PAGE PCT 051	0
0079 DU PAGE PCT 052	1
0080 DU PAGE PCT 053	0
0081 DU PAGE PCT 054	0
0082 DU PAGE PCT 055	0
0083 DU PAGE PCT 056	0
0084 FLORENCE PCT 001	0
0085 FRANKFORT PCT 001	1
0086 FRANKFORT PCT 002	0
0087 FRANKFORT PCT 003	2
0088 FRANKFORT PCT 004	0
0089 FRANKFORT PCT 005	2
0090 FRANKFORT PCT 006	1
0091 FRANKFORT PCT 007	0
0092 FRANKFORT PCT 008	0
0093 FRANKFORT PCT 009	0
0094 FRANKFORT PCT 010	0
0095 FRANKFORT PCT 011	0
0096 FRANKFORT PCT 012	0
0097 FRANKFORT PCT 013	1
0098 FRANKFORT PCT 014	1
0099 FRANKFORT PCT 015	1
0100 FRANKFORT PCT 016	0
0101 FRANKFORT PCT 017	0
0102 FRANKFORT PCT 018	2
0103 FRANKFORT PCT 019	0
0104 FRANKFORT PCT 020	1
0105 FRANKFORT PCT 021	2
0106 FRANKFORT PCT 022	0
0107 FRANKFORT PCT 023	0
0108 FRANKFORT PCT 024	1
0109 FRANKFORT PCT 025	1
0110 FRANKFORT PCT 026	1

VOTES PERCENT

ATTORNEY GENERAL

Vote for 1

01 = David F. Black

226 100.00

(CONTINUED FROM PREVIOUS PAGE)

-----  
01  
-----

0111 FRANKFORT PCT 027	2
0112 FRANKFORT PCT 028	1
0113 FRANKFORT PCT 029	0
0114 FRANKFORT PCT 030	2
0115 FRANKFORT PCT 031	1
0116 FRANKFORT PCT 032	0
0117 FRANKFORT PCT 033	1
0118 FRANKFORT PCT 034	0
0119 FRANKFORT PCT 035	0
0120 FRANKFORT PCT 036	2
0121 FRANKFORT PCT 037	0
0122 FRANKFORT PCT 038	0
0123 FRANKFORT PCT 039	0
0124 FRANKFORT PCT 040	0
0125 FRANKFORT PCT 041	0
0126 FRANKFORT PCT 042	0
0127 GREEN GARDEN PCT 001	0
0128 GREEN GARDEN PCT 002	1
0129 GREEN GARDEN PCT 003	0
0130 HOMER PCT 001	0
0131 HOMER PCT 002	0
0132 HOMER PCT 003	5
0133 HOMER PCT 004	0
0134 HOMER PCT 005	0
0135 HOMER PCT 006	0
0136 HOMER PCT 007	0
0137 HOMER PCT 008	0
0138 HOMER PCT 009	0
0139 HOMER PCT 010	0
0140 HOMER PCT 011	1
0141 HOMER PCT 012	0
0142 HOMER PCT 013	0
0143 HOMER PCT 014	0
0144 HOMER PCT 015	0
0145 HOMER PCT 016	2
0146 HOMER PCT 017	2
0147 HOMER PCT 018	0
0148 HOMER PCT 019	0
0149 HOMER PCT 020	0
0150 HOMER PCT 021	0
0151 HOMER PCT 022	1
0152 HOMER PCT 023	0
0153 HOMER PCT 024	0
0154 HOMER PCT 025	0
0155 HOMER PCT 026	0
0156 HOMER PCT 027	0
0157 HOMER PCT 028	0
0158 JACKSON PCT 001	1
0159 JACKSON PCT 002	1
0160 JACKSON PCT 003	0
0161 JACKSON PCT 004	1
0162 JOLIET PCT 001	3
0163 JOLIET PCT 002	1
0164 JOLIET PCT 003	0
0165 JOLIET PCT 004	1

ABSTRACT OF VOTES

WILL COUNTY, ILLINOIS  
GENERAL PRIMARY ELECTION  
FEBRUARY 2, 2010  
GREEN

OFFICIAL RESULTS

REPORT-EL52

PAGE 0207

VOTES PERCENT

ATTORNEY GENERAL

Vote for 1

01 = David F. Black

226 100.00

(CONTINUED FROM PREVIOUS PAGE)

-----  
01  
-----

0166 JOLIET PCT 005	2
0167 JOLIET PCT 006	0
0168 JOLIET PCT 007	0
0169 JOLIET PCT 008	5
0170 JOLIET PCT 009	4
0171 JOLIET PCT 010	0
0172 JOLIET PCT 011	2
0173 JOLIET PCT 012	0
0174 JOLIET PCT 013	0
0175 JOLIET PCT 014	0
0176 JOLIET PCT 015	3
0177 JOLIET PCT 016	1
0178 JOLIET PCT 017	0
0179 JOLIET PCT 018	0
0180 JOLIET PCT 019	0
0181 JOLIET PCT 020	1
0182 JOLIET PCT 021	0
0183 JOLIET PCT 022	0
0184 JOLIET PCT 023	0
0185 JOLIET PCT 024	0
0186 JOLIET PCT 025	1
0187 JOLIET PCT 026	0
0188 JOLIET PCT 027	0
0189 JOLIET PCT 028	2
0190 JOLIET PCT 029	0
0191 JOLIET PCT 030	1
0192 JOLIET PCT 031	1
0193 JOLIET PCT 032	1
0194 JOLIET PCT 033	0
0195 JOLIET PCT 034	1
0196 JOLIET PCT 035	3
0197 JOLIET PCT 036	0
0198 JOLIET PCT 037	0
0199 JOLIET PCT 038	0
0200 JOLIET PCT 039	0
0201 JOLIET PCT 040	3
0202 JOLIET PCT 041	1
0203 JOLIET PCT 042	0
0204 JOLIET PCT 043	0
0205 JOLIET PCT 044	1
0206 JOLIET PCT 045	0
0207 JOLIET PCT 046	0
0208 JOLIET PCT 047	0
0209 JOLIET PCT 048	0
0210 JOLIET PCT 049	0
0211 JOLIET PCT 050	0
0212 JOLIET PCT 051	1
0213 JOLIET PCT 052	0
0214 JOLIET PCT 053	0
0215 JOLIET PCT 054	1
0216 JOLIET PCT 055	0
0217 JOLIET PCT 056	0
0218 JOLIET PCT 057	0
0219 JOLIET PCT 058	0
0220 JOLIET PCT 059	0

VOTES PERCENT

ATTORNEY GENERAL

Vote for 1

01 = David F. Black

226 100.00

(CONTINUED FROM PREVIOUS PAGE)

-----  
01  
-----

0221 JOLIET PCT 060	0
0222 JOLIET PCT 061	0
0223 JOLIET PCT 062	0
0224 JOLIET PCT 063	0
0225 JOLIET PCT 064	1
0226 LOCKPORT PCT 001	0
0227 LOCKPORT PCT 002	2
0228 LOCKPORT PCT 003	2
0229 LOCKPORT PCT 004	1
0230 LOCKPORT PCT 005	1
0231 LOCKPORT PCT 006	0
0232 LOCKPORT PCT 007	0
0233 LOCKPORT PCT 008	1
0234 LOCKPORT PCT 009	0
0235 LOCKPORT PCT 010	1
0236 LOCKPORT PCT 011	0
0237 LOCKPORT PCT 012	0
0238 LOCKPORT PCT 013	0
0239 LOCKPORT PCT 014	2
0240 LOCKPORT PCT 015	0
0241 LOCKPORT PCT 016	0
0242 LOCKPORT PCT 017	0
0243 LOCKPORT PCT 018	0
0244 LOCKPORT PCT 019	0
0245 LOCKPORT PCT 020	1
0246 LOCKPORT PCT 021	0
0247 LOCKPORT PCT 022	0
0248 LOCKPORT PCT 023	1
0249 LOCKPORT PCT 024	0
0250 LOCKPORT PCT 025	0
0251 LOCKPORT PCT 026	0
0252 LOCKPORT PCT 027	0
0253 LOCKPORT PCT 028	0
0254 LOCKPORT PCT 029	2
0255 LOCKPORT PCT 030	1
0256 LOCKPORT PCT 031	0
0257 LOCKPORT PCT 032	0
0258 LOCKPORT PCT 033	1
0259 LOCKPORT PCT 034	0
0260 LOCKPORT PCT 035	0
0261 LOCKPORT PCT 036	1
0262 LOCKPORT PCT 037	0
0263 MANHATTAN PCT 001	1
0264 MANHATTAN PCT 002	1
0265 MANHATTAN PCT 003	0
0266 MANHATTAN PCT 004	0
0267 MANHATTAN PCT 005	2
0268 MONEE PCT 001	0
0269 MONEE PCT 002	1
0270 MONEE PCT 003	0
0271 MONEE PCT 004	1
0272 MONEE PCT 005	1
0273 MONEE PCT 006	0
0274 MONEE PCT 007	0
0275 MONEE PCT 008	0

ABSTRACT OF VOTES

WILL COUNTY, ILLINOIS  
GENERAL PRIMARY ELECTION  
FEBRUARY 2, 2010  
GREEN

OFFICIAL RESULTS

REPORT-EL52

PAGE 0209

VOTES PERCENT

ATTORNEY GENERAL

Vote for 1

01 = David F. Black

226 100.00

(CONTINUED FROM PREVIOUS PAGE)

	-----	01
	-----	
0276 MONEE PCT 009		3
0277 MONEE PCT 010		0
0278 MONEE PCT 011		0
0279 MONEE PCT 012		0
0280 NEW LENOX PCT 001		1
0281 NEW LENOX PCT 002		0
0282 NEW LENOX PCT 003		0
0283 NEW LENOX PCT 004		1
0284 NEW LENOX PCT 005		4
0285 NEW LENOX PCT 006		2
0286 NEW LENOX PCT 007		0
0287 NEW LENOX PCT 008		3
0288 NEW LENOX PCT 009		0
0289 NEW LENOX PCT 010		0
0290 NEW LENOX PCT 011		0
0291 NEW LENOX PCT 012		1
0292 NEW LENOX PCT 013		0
0293 NEW LENOX PCT 014		0
0294 NEW LENOX PCT 015		0
0295 NEW LENOX PCT 016		0
0296 NEW LENOX PCT 017		0
0297 NEW LENOX PCT 018		0
0298 NEW LENOX PCT 019		0
0299 NEW LENOX PCT 020		0
0300 NEW LENOX PCT 021		0
0301 NEW LENOX PCT 022		0
0302 NEW LENOX PCT 023		0
0303 NEW LENOX PCT 024		0
0304 NEW LENOX PCT 025		1
0305 NEW LENOX PCT 026		3
0306 NEW LENOX PCT 027		0
0307 NEW LENOX PCT 028		1
0308 NEW LENOX PCT 029		0
0309 NEW LENOX PCT 030		0
0310 PEOTONE PCT 001		0
0311 PEOTONE PCT 002		2
0312 PEOTONE PCT 003		1
0313 PLAINFIELD PCT 001		0
0314 PLAINFIELD PCT 002		0
0315 PLAINFIELD PCT 003		1
0316 PLAINFIELD PCT 004		2
0317 PLAINFIELD PCT 005		0
0318 PLAINFIELD PCT 006		0
0319 PLAINFIELD PCT 007		0
0320 PLAINFIELD PCT 008		0
0321 PLAINFIELD PCT 009		1
0322 PLAINFIELD PCT 010		0
0323 PLAINFIELD PCT 011		0
0324 PLAINFIELD PCT 012		0
0325 PLAINFIELD PCT 013		0
0326 PLAINFIELD PCT 014		0
0327 PLAINFIELD PCT 015		2
0328 PLAINFIELD PCT 016		0
0329 PLAINFIELD PCT 017		0
0330 PLAINFIELD PCT 018		1



VOTES PERCENT

ATTORNEY GENERAL

Vote for 1

01 = David F. Black

226 100.00

(CONTINUED FROM PREVIOUS PAGE)

-----  
01  
-----

0331 PLAINFIELD PCT 019	1
0332 PLAINFIELD PCT 020	0
0333 PLAINFIELD PCT 021	0
0334 PLAINFIELD PCT 022	0
0335 PLAINFIELD PCT 023	1
0336 PLAINFIELD PCT 024	0
0337 PLAINFIELD PCT 025	0
0338 PLAINFIELD PCT 026	0
0339 PLAINFIELD PCT 027	1
0340 PLAINFIELD PCT 028	0
0341 PLAINFIELD PCT 029	2
0342 PLAINFIELD PCT 030	0
0343 PLAINFIELD PCT 031	0
0344 PLAINFIELD PCT 032	0
0345 PLAINFIELD PCT 033	1
0346 PLAINFIELD PCT 034	0
0347 PLAINFIELD PCT 035	1
0348 PLAINFIELD PCT 036	1
0349 PLAINFIELD PCT 037	2
0350 PLAINFIELD PCT 038	0
0351 PLAINFIELD PCT 039	0
0352 PLAINFIELD PCT 040	1
0353 PLAINFIELD PCT 041	0
0354 PLAINFIELD PCT 042	1
0355 PLAINFIELD PCT 043	2
0356 PLAINFIELD PCT 044	1
0357 PLAINFIELD PCT 045	1
0358 PLAINFIELD PCT 046	0
0359 REED PCT 001	0
0360 REED PCT 002	0
0361 REED PCT 003	2
0362 REED PCT 004	2
0363 REED PCT 005	0
0364 TROY PCT 001	0
0365 TROY PCT 002	0
0366 TROY PCT 003	0
0367 TROY PCT 004	0
0368 TROY PCT 005	0
0369 TROY PCT 006	1
0370 TROY PCT 007	1
0371 TROY PCT 008	0
0372 TROY PCT 009	1
0373 TROY PCT 010	1
0374 TROY PCT 011	0
0375 TROY PCT 012	0
0376 TROY PCT 013	0
0377 TROY PCT 014	2
0378 TROY PCT 015	0
0379 TROY PCT 016	1
0380 TROY PCT 017	0
0381 TROY PCT 018	2
0382 TROY PCT 019	0
0383 TROY PCT 020	0
0384 TROY PCT 021	0
0385 TROY PCT 022	2

VOTES PERCENT

ATTORNEY GENERAL

Vote for 1

01 = David F. Black

226 100.00

(CONTINUED FROM PREVIOUS PAGE)

-----  
01  
-----

0386 TROY PCT 023	1
0387 TROY PCT 024	0
0388 TROY PCT 025	0
0389 TROY PCT 026	1
0390 TROY PCT 027	0
0391 TROY PCT 028	0
0392 TROY PCT 029	0
0393 TROY PCT 030	0
0394 WASHINGTON PCT 001	0
0395 WASHINGTON PCT 002	0
0396 WASHINGTON PCT 003	1
0397 WASHINGTON PCT 004	0
0398 WESLEY PCT 001	1
0399 WESLEY PCT 002	0
0400 WHEATLAND PCT 001	0
0401 WHEATLAND PCT 002	1
0402 WHEATLAND PCT 003	1
0403 WHEATLAND PCT 004	0
0404 WHEATLAND PCT 005	0
0405 WHEATLAND PCT 006	0
0406 WHEATLAND PCT 007	0
0407 WHEATLAND PCT 008	0
0408 WHEATLAND PCT 009	0
0409 WHEATLAND PCT 010	2
0410 WHEATLAND PCT 011	0
0411 WHEATLAND PCT 012	0
0412 WHEATLAND PCT 013	0
0413 WHEATLAND PCT 014	1
0414 WHEATLAND PCT 015	0
0415 WHEATLAND PCT 016	3
0416 WHEATLAND PCT 017	2
0417 WHEATLAND PCT 018	1
0418 WHEATLAND PCT 019	1
0419 WHEATLAND PCT 020	0
0420 WHEATLAND PCT 021	0
0421 WHEATLAND PCT 022	0
0422 WHEATLAND PCT 023	1
0423 WHEATLAND PCT 024	1
0424 WHEATLAND PCT 025	0
0425 WHEATLAND PCT 026	0
0426 WHEATLAND PCT 027	0
0427 WHEATLAND PCT 028	1
0428 WHEATLAND PCT 029	0
0429 WHEATLAND PCT 030	0
0430 WHEATLAND PCT 031	0
0431 WHEATLAND PCT 032	0
0432 WHEATLAND PCT 033	0
0433 WHEATLAND PCT 034	0
0434 WHEATLAND PCT 035	0
0435 WHEATLAND PCT 036	0
0436 WHEATLAND PCT 037	0
0437 WHEATLAND PCT 038	0
0438 WHEATLAND PCT 039	0
0439 WHEATLAND PCT 040	0
0440 WILL PCT 001	3

VOTES PERCENT

ATTORNEY GENERAL

Vote for 1

01 = David F. Black

226 100.00

(CONTINUED FROM PREVIOUS PAGE)

-----  
01  
-----

0441 WILMINGTON PCT 001	0
0442 WILMINGTON PCT 002	0
0443 WILMINGTON PCT 003	1
0444 WILMINGTON PCT 004	0
0445 WILMINGTON PCT 005	1
0446 WILTON PCT 001	0

---

VOTES PERCENT

SECRETARY OF STATE

Vote for 1

01 = Adrian Frost

229 100.00

-----  
01  
-----

0001 CHANNAHON PCT 001	1
0002 CHANNAHON PCT 002	0
0003 CHANNAHON PCT 003	1
0004 CHANNAHON PCT 004	1
0005 CHANNAHON PCT 005	2
0006 CHANNAHON PCT 006	0
0007 CHANNAHON PCT 007	0
0008 CHANNAHON PCT 008	2
0009 CHANNAHON PCT 009	0
0010 CRETE PCT 001	0
0011 CRETE PCT 002	0
0012 CRETE PCT 003	0
0013 CRETE PCT 004	1
0014 CRETE PCT 005	0
0015 CRETE PCT 006	0
0016 CRETE PCT 007	0
0017 CRETE PCT 008	0
0018 CRETE PCT 009	0
0019 CRETE PCT 010	0
0020 CRETE PCT 011	1
0021 CRETE PCT 012	0
0022 CRETE PCT 013	0
0023 CRETE PCT 014	2
0024 CRETE PCT 015	0
0025 CRETE PCT 016	1
0026 CRETE PCT 017	0
0027 CUSTER PCT 001	1
0028 DU PAGE PCT 001	0
0029 DU PAGE PCT 002	0
0030 DU PAGE PCT 003	0
0031 DU PAGE PCT 004	0
0032 DU PAGE PCT 005	1
0033 DU PAGE PCT 006	2
0034 DU PAGE PCT 007	0
0035 DU PAGE PCT 008	0
0036 DU PAGE PCT 009	0
0037 DU PAGE PCT 010	1
0038 DU PAGE PCT 011	0
0039 DU PAGE PCT 012	1
0040 DU PAGE PCT 013	0
0041 DU PAGE PCT 014	0
0042 DU PAGE PCT 015	0
0043 DU PAGE PCT 016	0
0044 DU PAGE PCT 017	0
0045 DU PAGE PCT 018	0
0046 DU PAGE PCT 019	0
0047 DU PAGE PCT 020	1
0048 DU PAGE PCT 021	1
0049 DU PAGE PCT 022	0
0050 DU PAGE PCT 023	1
0051 DU PAGE PCT 024	2
0052 DU PAGE PCT 025	1
0053 DU PAGE PCT 026	0
0054 DU PAGE PCT 027	0
0055 DU PAGE PCT 028	1

**For City of Aurora details  
refer to that section of this book.**

ABSTRACT OF VOTES

WILL COUNTY, ILLINOIS  
GENERAL PRIMARY ELECTION  
FEBRUARY 2, 2010  
GREEN

OFFICIAL RESULTS

REPORT-EL52

PAGE 0214

VOTES PERCENT

SECRETARY OF STATE

Vote for 1

01 = Adrian Frost

229 100.00

(CONTINUED FROM PREVIOUS PAGE)

-----  
01  
-----

0056 DU PAGE PCT 029	1
0057 DU PAGE PCT 030	0
0058 DU PAGE PCT 031	0
0059 DU PAGE PCT 032	0
0060 DU PAGE PCT 033	0
0061 DU PAGE PCT 034	1
0062 DU PAGE PCT 035	1
0063 DU PAGE PCT 036	0
0064 DU PAGE PCT 037	1
0065 DU PAGE PCT 038	0
0066 DU PAGE PCT 039	0
0067 DU PAGE PCT 040	0
0068 DU PAGE PCT 041	0
0069 DU PAGE PCT 042	1
0070 DU PAGE PCT 043	1
0071 DU PAGE PCT 044	0
0072 DU PAGE PCT 045	0
0073 DU PAGE PCT 046	1
0074 DU PAGE PCT 047	0
0075 DU PAGE PCT 048	1
0076 DU PAGE PCT 049	0
0077 DU PAGE PCT 050	1
0078 DU PAGE PCT 051	0
0079 DU PAGE PCT 052	1
0080 DU PAGE PCT 053	0
0081 DU PAGE PCT 054	0
0082 DU PAGE PCT 055	0
0083 DU PAGE PCT 056	1
0084 FLORENCE PCT 001	0
0085 FRANKFORT PCT 001	1
0086 FRANKFORT PCT 002	0
0087 FRANKFORT PCT 003	2
0088 FRANKFORT PCT 004	0
0089 FRANKFORT PCT 005	2
0090 FRANKFORT PCT 006	1
0091 FRANKFORT PCT 007	0
0092 FRANKFORT PCT 008	0
0093 FRANKFORT PCT 009	0
0094 FRANKFORT PCT 010	0
0095 FRANKFORT PCT 011	0
0096 FRANKFORT PCT 012	0
0097 FRANKFORT PCT 013	1
0098 FRANKFORT PCT 014	1
0099 FRANKFORT PCT 015	1
0100 FRANKFORT PCT 016	0
0101 FRANKFORT PCT 017	0
0102 FRANKFORT PCT 018	2
0103 FRANKFORT PCT 019	0
0104 FRANKFORT PCT 020	1
0105 FRANKFORT PCT 021	2
0106 FRANKFORT PCT 022	0
0107 FRANKFORT PCT 023	0
0108 FRANKFORT PCT 024	1
0109 FRANKFORT PCT 025	1
0110 FRANKFORT PCT 026	1

VOTES PERCENT

SECRETARY OF STATE

Vote for 1

01 = Adrian Frost

229 100.00

(CONTINUED FROM PREVIOUS PAGE)

-----  
01  
-----

0111 FRANKFORT PCT 027	2
0112 FRANKFORT PCT 028	1
0113 FRANKFORT PCT 029	0
0114 FRANKFORT PCT 030	3
0115 FRANKFORT PCT 031	1
0116 FRANKFORT PCT 032	0
0117 FRANKFORT PCT 033	1
0118 FRANKFORT PCT 034	0
0119 FRANKFORT PCT 035	0
0120 FRANKFORT PCT 036	2
0121 FRANKFORT PCT 037	0
0122 FRANKFORT PCT 038	0
0123 FRANKFORT PCT 039	0
0124 FRANKFORT PCT 040	0
0125 FRANKFORT PCT 041	0
0126 FRANKFORT PCT 042	0
0127 GREEN GARDEN PCT 001	0
0128 GREEN GARDEN PCT 002	1
0129 GREEN GARDEN PCT 003	0
0130 HOMER PCT 001	0
0131 HOMER PCT 002	0
0132 HOMER PCT 003	5
0133 HOMER PCT 004	0
0134 HOMER PCT 005	0
0135 HOMER PCT 006	0
0136 HOMER PCT 007	0
0137 HOMER PCT 008	1
0138 HOMER PCT 009	0
0139 HOMER PCT 010	0
0140 HOMER PCT 011	1
0141 HOMER PCT 012	0
0142 HOMER PCT 013	0
0143 HOMER PCT 014	0
0144 HOMER PCT 015	0
0145 HOMER PCT 016	2
0146 HOMER PCT 017	2
0147 HOMER PCT 018	0
0148 HOMER PCT 019	0
0149 HOMER PCT 020	0
0150 HOMER PCT 021	0
0151 HOMER PCT 022	1
0152 HOMER PCT 023	0
0153 HOMER PCT 024	0
0154 HOMER PCT 025	0
0155 HOMER PCT 026	0
0156 HOMER PCT 027	0
0157 HOMER PCT 028	0
0158 JACKSON PCT 001	1
0159 JACKSON PCT 002	1
0160 JACKSON PCT 003	0
0161 JACKSON PCT 004	0
0162 JOLIET PCT 001	3
0163 JOLIET PCT 002	1
0164 JOLIET PCT 003	0
0165 JOLIET PCT 004	1

ABSTRACT OF VOTES

WILL COUNTY, ILLINOIS  
GENERAL PRIMARY ELECTION  
FEBRUARY 2, 2010  
GREEN

OFFICIAL RESULTS

REPORT-EL52

PAGE 0216

VOTES PERCENT

SECRETARY OF STATE

Vote for 1

01 = Adrian Frost

229 100.00

(CONTINUED FROM PREVIOUS PAGE)

-----  
01  
-----

0166 JOLIET PCT 005	2
0167 JOLIET PCT 006	0
0168 JOLIET PCT 007	0
0169 JOLIET PCT 008	5
0170 JOLIET PCT 009	4
0171 JOLIET PCT 010	0
0172 JOLIET PCT 011	2
0173 JOLIET PCT 012	0
0174 JOLIET PCT 013	0
0175 JOLIET PCT 014	0
0176 JOLIET PCT 015	2
0177 JOLIET PCT 016	1
0178 JOLIET PCT 017	0
0179 JOLIET PCT 018	0
0180 JOLIET PCT 019	0
0181 JOLIET PCT 020	1
0182 JOLIET PCT 021	0
0183 JOLIET PCT 022	0
0184 JOLIET PCT 023	0
0185 JOLIET PCT 024	0
0186 JOLIET PCT 025	1
0187 JOLIET PCT 026	0
0188 JOLIET PCT 027	0
0189 JOLIET PCT 028	2
0190 JOLIET PCT 029	0
0191 JOLIET PCT 030	1
0192 JOLIET PCT 031	1
0193 JOLIET PCT 032	1
0194 JOLIET PCT 033	0
0195 JOLIET PCT 034	1
0196 JOLIET PCT 035	3
0197 JOLIET PCT 036	0
0198 JOLIET PCT 037	0
0199 JOLIET PCT 038	0
0200 JOLIET PCT 039	0
0201 JOLIET PCT 040	3
0202 JOLIET PCT 041	1
0203 JOLIET PCT 042	0
0204 JOLIET PCT 043	0
0205 JOLIET PCT 044	1
0206 JOLIET PCT 045	0
0207 JOLIET PCT 046	0
0208 JOLIET PCT 047	0
0209 JOLIET PCT 048	0
0210 JOLIET PCT 049	0
0211 JOLIET PCT 050	0
0212 JOLIET PCT 051	1
0213 JOLIET PCT 052	0
0214 JOLIET PCT 053	0
0215 JOLIET PCT 054	1
0216 JOLIET PCT 055	0
0217 JOLIET PCT 056	0
0218 JOLIET PCT 057	0
0219 JOLIET PCT 058	0
0220 JOLIET PCT 059	0

VOTES PERCENT

SECRETARY OF STATE

Vote for 1

01 = Adrian Frost

229 100.00

(CONTINUED FROM PREVIOUS PAGE)

-----  
01  
-----

0221 JOLIET PCT 060	0
0222 JOLIET PCT 061	0
0223 JOLIET PCT 062	0
0224 JOLIET PCT 063	0
0225 JOLIET PCT 064	1
0226 LOCKPORT PCT 001	0
0227 LOCKPORT PCT 002	2
0228 LOCKPORT PCT 003	2
0229 LOCKPORT PCT 004	1
0230 LOCKPORT PCT 005	1
0231 LOCKPORT PCT 006	0
0232 LOCKPORT PCT 007	0
0233 LOCKPORT PCT 008	1
0234 LOCKPORT PCT 009	0
0235 LOCKPORT PCT 010	1
0236 LOCKPORT PCT 011	0
0237 LOCKPORT PCT 012	0
0238 LOCKPORT PCT 013	0
0239 LOCKPORT PCT 014	2
0240 LOCKPORT PCT 015	0
0241 LOCKPORT PCT 016	0
0242 LOCKPORT PCT 017	0
0243 LOCKPORT PCT 018	0
0244 LOCKPORT PCT 019	1
0245 LOCKPORT PCT 020	1
0246 LOCKPORT PCT 021	0
0247 LOCKPORT PCT 022	0
0248 LOCKPORT PCT 023	1
0249 LOCKPORT PCT 024	0
0250 LOCKPORT PCT 025	0
0251 LOCKPORT PCT 026	0
0252 LOCKPORT PCT 027	0
0253 LOCKPORT PCT 028	0
0254 LOCKPORT PCT 029	2
0255 LOCKPORT PCT 030	1
0256 LOCKPORT PCT 031	0
0257 LOCKPORT PCT 032	0
0258 LOCKPORT PCT 033	1
0259 LOCKPORT PCT 034	0
0260 LOCKPORT PCT 035	0
0261 LOCKPORT PCT 036	1
0262 LOCKPORT PCT 037	0
0263 MANHATTAN PCT 001	1
0264 MANHATTAN PCT 002	1
0265 MANHATTAN PCT 003	0
0266 MANHATTAN PCT 004	0
0267 MANHATTAN PCT 005	2
0268 MONEE PCT 001	0
0269 MONEE PCT 002	1
0270 MONEE PCT 003	0
0271 MONEE PCT 004	1
0272 MONEE PCT 005	2
0273 MONEE PCT 006	0
0274 MONEE PCT 007	0
0275 MONEE PCT 008	0



VOTES PERCENT

SECRETARY OF STATE

Vote for 1

01 = Adrian Frost

229 100.00

(CONTINUED FROM PREVIOUS PAGE)

-----  
01  
-----

0276 MONEE PCT 009	3
0277 MONEE PCT 010	0
0278 MONEE PCT 011	0
0279 MONEE PCT 012	0
0280 NEW LENOX PCT 001	1
0281 NEW LENOX PCT 002	0
0282 NEW LENOX PCT 003	0
0283 NEW LENOX PCT 004	1
0284 NEW LENOX PCT 005	4
0285 NEW LENOX PCT 006	2
0286 NEW LENOX PCT 007	0
0287 NEW LENOX PCT 008	4
0288 NEW LENOX PCT 009	0
0289 NEW LENOX PCT 010	0
0290 NEW LENOX PCT 011	0
0291 NEW LENOX PCT 012	1
0292 NEW LENOX PCT 013	0
0293 NEW LENOX PCT 014	0
0294 NEW LENOX PCT 015	0
0295 NEW LENOX PCT 016	0
0296 NEW LENOX PCT 017	0
0297 NEW LENOX PCT 018	0
0298 NEW LENOX PCT 019	0
0299 NEW LENOX PCT 020	0
0300 NEW LENOX PCT 021	0
0301 NEW LENOX PCT 022	0
0302 NEW LENOX PCT 023	0
0303 NEW LENOX PCT 024	0
0304 NEW LENOX PCT 025	1
0305 NEW LENOX PCT 026	3
0306 NEW LENOX PCT 027	0
0307 NEW LENOX PCT 028	1
0308 NEW LENOX PCT 029	0
0309 NEW LENOX PCT 030	0
0310 PEOTONE PCT 001	0
0311 PEOTONE PCT 002	2
0312 PEOTONE PCT 003	1
0313 PLAINFIELD PCT 001	0
0314 PLAINFIELD PCT 002	0
0315 PLAINFIELD PCT 003	1
0316 PLAINFIELD PCT 004	2
0317 PLAINFIELD PCT 005	0
0318 PLAINFIELD PCT 006	0
0319 PLAINFIELD PCT 007	0
0320 PLAINFIELD PCT 008	0
0321 PLAINFIELD PCT 009	1
0322 PLAINFIELD PCT 010	0
0323 PLAINFIELD PCT 011	0
0324 PLAINFIELD PCT 012	0
0325 PLAINFIELD PCT 013	0
0326 PLAINFIELD PCT 014	0
0327 PLAINFIELD PCT 015	2
0328 PLAINFIELD PCT 016	0
0329 PLAINFIELD PCT 017	0
0330 PLAINFIELD PCT 018	1

ABSTRACT OF VOTES

WILL COUNTY, ILLINOIS  
GENERAL PRIMARY ELECTION  
FEBRUARY 2, 2010  
GREEN

OFFICIAL RESULTS

VOTES PERCENT

SECRETARY OF STATE

Vote for 1

01 = Adrian Frost

229 100.00

(CONTINUED FROM PREVIOUS PAGE)

-----  
01  
-----

0331 PLAINFIELD PCT 019	1
0332 PLAINFIELD PCT 020	0
0333 PLAINFIELD PCT 021	0
0334 PLAINFIELD PCT 022	0
0335 PLAINFIELD PCT 023	1
0336 PLAINFIELD PCT 024	0
0337 PLAINFIELD PCT 025	0
0338 PLAINFIELD PCT 026	0
0339 PLAINFIELD PCT 027	1
0340 PLAINFIELD PCT 028	0
0341 PLAINFIELD PCT 029	2
0342 PLAINFIELD PCT 030	0
0343 PLAINFIELD PCT 031	0
0344 PLAINFIELD PCT 032	0
0345 PLAINFIELD PCT 033	1
0346 PLAINFIELD PCT 034	0
0347 PLAINFIELD PCT 035	1
0348 PLAINFIELD PCT 036	1
0349 PLAINFIELD PCT 037	2
0350 PLAINFIELD PCT 038	0
0351 PLAINFIELD PCT 039	0
0352 PLAINFIELD PCT 040	1
0353 PLAINFIELD PCT 041	0
0354 PLAINFIELD PCT 042	1
0355 PLAINFIELD PCT 043	2
0356 PLAINFIELD PCT 044	1
0357 PLAINFIELD PCT 045	1
0358 PLAINFIELD PCT 046	0
0359 REED PCT 001	0
0360 REED PCT 002	0
0361 REED PCT 003	3
0362 REED PCT 004	1
0363 REED PCT 005	0
0364 TROY PCT 001	0
0365 TROY PCT 002	0
0366 TROY PCT 003	0
0367 TROY PCT 004	0
0368 TROY PCT 005	0
0369 TROY PCT 006	1
0370 TROY PCT 007	1
0371 TROY PCT 008	0
0372 TROY PCT 009	1
0373 TROY PCT 010	1
0374 TROY PCT 011	0
0375 TROY PCT 012	0
0376 TROY PCT 013	0
0377 TROY PCT 014	2
0378 TROY PCT 015	0
0379 TROY PCT 016	1
0380 TROY PCT 017	0
0381 TROY PCT 018	2
0382 TROY PCT 019	0
0383 TROY PCT 020	0
0384 TROY PCT 021	0
0385 TROY PCT 022	1

VOTES PERCENT

SECRETARY OF STATE

Vote for 1

01 = Adrian Frost

229 100.00

(CONTINUED FROM PREVIOUS PAGE)

-----  
01  
-----

0386 TROY PCT 023	1
0387 TROY PCT 024	0
0388 TROY PCT 025	0
0389 TROY PCT 026	1
0390 TROY PCT 027	0
0391 TROY PCT 028	0
0392 TROY PCT 029	0
0393 TROY PCT 030	0
0394 WASHINGTON PCT 001	0
0395 WASHINGTON PCT 002	0
0396 WASHINGTON PCT 003	1
0397 WASHINGTON PCT 004	0
0398 WESLEY PCT 001	1
0399 WESLEY PCT 002	0
0400 WHEATLAND PCT 001	0
0401 WHEATLAND PCT 002	1
0402 WHEATLAND PCT 003	1
0403 WHEATLAND PCT 004	0
0404 WHEATLAND PCT 005	0
0405 WHEATLAND PCT 006	0
0406 WHEATLAND PCT 007	0
0407 WHEATLAND PCT 008	0
0408 WHEATLAND PCT 009	0
0409 WHEATLAND PCT 010	2
0410 WHEATLAND PCT 011	0
0411 WHEATLAND PCT 012	0
0412 WHEATLAND PCT 013	0
0413 WHEATLAND PCT 014	1
0414 WHEATLAND PCT 015	0
0415 WHEATLAND PCT 016	3
0416 WHEATLAND PCT 017	2
0417 WHEATLAND PCT 018	1
0418 WHEATLAND PCT 019	1
0419 WHEATLAND PCT 020	0
0420 WHEATLAND PCT 021	0
0421 WHEATLAND PCT 022	0
0422 WHEATLAND PCT 023	1
0423 WHEATLAND PCT 024	1
0424 WHEATLAND PCT 025	0
0425 WHEATLAND PCT 026	0
0426 WHEATLAND PCT 027	0
0427 WHEATLAND PCT 028	1
0428 WHEATLAND PCT 029	0
0429 WHEATLAND PCT 030	0
0430 WHEATLAND PCT 031	0
0431 WHEATLAND PCT 032	0
0432 WHEATLAND PCT 033	0
0433 WHEATLAND PCT 034	0
0434 WHEATLAND PCT 035	0
0435 WHEATLAND PCT 036	0
0436 WHEATLAND PCT 037	0
0437 WHEATLAND PCT 038	0
0438 WHEATLAND PCT 039	0
0439 WHEATLAND PCT 040	0
0440 WILL PCT 001	3

VOTES PERCENT

SECRETARY OF STATE

Vote for 1

01 = Adrian Frost

229 100.00

(CONTINUED FROM PREVIOUS PAGE)

01

0441 WILMINGTON PCT 001 0  
0442 WILMINGTON PCT 002 0  
0443 WILMINGTON PCT 003 1  
0444 WILMINGTON PCT 004 0  
0445 WILMINGTON PCT 005 1  
0446 WILTON PCT 001 0

---

VOTES PERCENT

COMPTROLLER

Vote for 1

01 = R. Erika Schafer

220 100.00

-----  
01  
-----

0001 CHANNAHON PCT 001	1
0002 CHANNAHON PCT 002	0
0003 CHANNAHON PCT 003	1
0004 CHANNAHON PCT 004	1
0005 CHANNAHON PCT 005	2
0006 CHANNAHON PCT 006	0
0007 CHANNAHON PCT 007	0
0008 CHANNAHON PCT 008	2
0009 CHANNAHON PCT 009	0
0010 CRETE PCT 001	0
0011 CRETE PCT 002	0
0012 CRETE PCT 003	0
0013 CRETE PCT 004	1
0014 CRETE PCT 005	0
0015 CRETE PCT 006	0
0016 CRETE PCT 007	0
0017 CRETE PCT 008	0
0018 CRETE PCT 009	0
0019 CRETE PCT 010	0
0020 CRETE PCT 011	1
0021 CRETE PCT 012	0
0022 CRETE PCT 013	0
0023 CRETE PCT 014	1
0024 CRETE PCT 015	0
0025 CRETE PCT 016	1
0026 CRETE PCT 017	0
0027 CUSTER PCT 001	1
0028 DU PAGE PCT 001	0
0029 DU PAGE PCT 002	0
0030 DU PAGE PCT 003	0
0031 DU PAGE PCT 004	0
0032 DU PAGE PCT 005	1
0033 DU PAGE PCT 006	2
0034 DU PAGE PCT 007	0
0035 DU PAGE PCT 008	0
0036 DU PAGE PCT 009	0
0037 DU PAGE PCT 010	1
0038 DU PAGE PCT 011	0
0039 DU PAGE PCT 012	1
0040 DU PAGE PCT 013	0
0041 DU PAGE PCT 014	0
0042 DU PAGE PCT 015	0
0043 DU PAGE PCT 016	0
0044 DU PAGE PCT 017	0
0045 DU PAGE PCT 018	0
0046 DU PAGE PCT 019	0
0047 DU PAGE PCT 020	1
0048 DU PAGE PCT 021	1
0049 DU PAGE PCT 022	0
0050 DU PAGE PCT 023	1
0051 DU PAGE PCT 024	2
0052 DU PAGE PCT 025	1
0053 DU PAGE PCT 026	0
0054 DU PAGE PCT 027	0
0055 DU PAGE PCT 028	1

**For City of Aurora details  
refer to that section of this book.**

VOTES PERCENT

COMPTRROLLER

Vote for 1

01 = R. Erika Schafer

220 100.00

(CONTINUED FROM PREVIOUS PAGE)

-----  
01  
-----

0056 DU PAGE PCT 029	1
0057 DU PAGE PCT 030	0
0058 DU PAGE PCT 031	0
0059 DU PAGE PCT 032	0
0060 DU PAGE PCT 033	0
0061 DU PAGE PCT 034	1
0062 DU PAGE PCT 035	1
0063 DU PAGE PCT 036	0
0064 DU PAGE PCT 037	1
0065 DU PAGE PCT 038	0
0066 DU PAGE PCT 039	0
0067 DU PAGE PCT 040	0
0068 DU PAGE PCT 041	0
0069 DU PAGE PCT 042	1
0070 DU PAGE PCT 043	1
0071 DU PAGE PCT 044	0
0072 DU PAGE PCT 045	0
0073 DU PAGE PCT 046	1
0074 DU PAGE PCT 047	0
0075 DU PAGE PCT 048	1
0076 DU PAGE PCT 049	0
0077 DU PAGE PCT 050	1
0078 DU PAGE PCT 051	0
0079 DU PAGE PCT 052	1
0080 DU PAGE PCT 053	0
0081 DU PAGE PCT 054	0
0082 DU PAGE PCT 055	0
0083 DU PAGE PCT 056	0
0084 FLORENCE PCT 001	0
0085 FRANKFORT PCT 001	1
0086 FRANKFORT PCT 002	0
0087 FRANKFORT PCT 003	2
0088 FRANKFORT PCT 004	0
0089 FRANKFORT PCT 005	2
0090 FRANKFORT PCT 006	1
0091 FRANKFORT PCT 007	0
0092 FRANKFORT PCT 008	0
0093 FRANKFORT PCT 009	0
0094 FRANKFORT PCT 010	0
0095 FRANKFORT PCT 011	0
0096 FRANKFORT PCT 012	0
0097 FRANKFORT PCT 013	1
0098 FRANKFORT PCT 014	1
0099 FRANKFORT PCT 015	1
0100 FRANKFORT PCT 016	0
0101 FRANKFORT PCT 017	0
0102 FRANKFORT PCT 018	2
0103 FRANKFORT PCT 019	0
0104 FRANKFORT PCT 020	1
0105 FRANKFORT PCT 021	2
0106 FRANKFORT PCT 022	0
0107 FRANKFORT PCT 023	0
0108 FRANKFORT PCT 024	1
0109 FRANKFORT PCT 025	1
0110 FRANKFORT PCT 026	1

VOTES PERCENT

COMPTRROLLER

Vote for 1

01 = R. Erika Schafer

220 100.00

(CONTINUED FROM PREVIOUS PAGE)

-----  
01  
-----

0111 FRANKFORT PCT 027	2
0112 FRANKFORT PCT 028	1
0113 FRANKFORT PCT 029	0
0114 FRANKFORT PCT 030	1
0115 FRANKFORT PCT 031	1
0116 FRANKFORT PCT 032	0
0117 FRANKFORT PCT 033	1
0118 FRANKFORT PCT 034	0
0119 FRANKFORT PCT 035	0
0120 FRANKFORT PCT 036	2
0121 FRANKFORT PCT 037	0
0122 FRANKFORT PCT 038	0
0123 FRANKFORT PCT 039	0
0124 FRANKFORT PCT 040	0
0125 FRANKFORT PCT 041	0
0126 FRANKFORT PCT 042	0
0127 GREEN GARDEN PCT 001	0
0128 GREEN GARDEN PCT 002	1
0129 GREEN GARDEN PCT 003	0
0130 HOMER PCT 001	0
0131 HOMER PCT 002	0
0132 HOMER PCT 003	5
0133 HOMER PCT 004	0
0134 HOMER PCT 005	0
0135 HOMER PCT 006	0
0136 HOMER PCT 007	0
0137 HOMER PCT 008	0
0138 HOMER PCT 009	0
0139 HOMER PCT 010	0
0140 HOMER PCT 011	1
0141 HOMER PCT 012	0
0142 HOMER PCT 013	0
0143 HOMER PCT 014	0
0144 HOMER PCT 015	0
0145 HOMER PCT 016	2
0146 HOMER PCT 017	2
0147 HOMER PCT 018	0
0148 HOMER PCT 019	0
0149 HOMER PCT 020	0
0150 HOMER PCT 021	0
0151 HOMER PCT 022	1
0152 HOMER PCT 023	0
0153 HOMER PCT 024	0
0154 HOMER PCT 025	0
0155 HOMER PCT 026	0
0156 HOMER PCT 027	0
0157 HOMER PCT 028	0
0158 JACKSON PCT 001	1
0159 JACKSON PCT 002	1
0160 JACKSON PCT 003	0
0161 JACKSON PCT 004	0
0162 JOLIET PCT 001	3
0163 JOLIET PCT 002	1
0164 JOLIET PCT 003	0
0165 JOLIET PCT 004	1

ABSTRACT OF VOTES

WILL COUNTY, ILLINOIS  
GENERAL PRIMARY ELECTION  
FEBRUARY 2, 2010  
GREEN

OFFICIAL RESULTS

REPORT-EL52

PAGE 0225

VOTES PERCENT

COMPTROLLER

Vote for 1

01 = R. Erika Schafer

220 100.00

(CONTINUED FROM PREVIOUS PAGE)

01

0166 JOLIET PCT 005	2
0167 JOLIET PCT 006	0
0168 JOLIET PCT 007	0
0169 JOLIET PCT 008	4
0170 JOLIET PCT 009	4
0171 JOLIET PCT 010	0
0172 JOLIET PCT 011	2
0173 JOLIET PCT 012	0
0174 JOLIET PCT 013	0
0175 JOLIET PCT 014	0
0176 JOLIET PCT 015	3
0177 JOLIET PCT 016	1
0178 JOLIET PCT 017	0
0179 JOLIET PCT 018	0
0180 JOLIET PCT 019	0
0181 JOLIET PCT 020	1
0182 JOLIET PCT 021	0
0183 JOLIET PCT 022	0
0184 JOLIET PCT 023	0
0185 JOLIET PCT 024	0
0186 JOLIET PCT 025	1
0187 JOLIET PCT 026	0
0188 JOLIET PCT 027	0
0189 JOLIET PCT 028	2
0190 JOLIET PCT 029	0
0191 JOLIET PCT 030	1
0192 JOLIET PCT 031	1
0193 JOLIET PCT 032	1
0194 JOLIET PCT 033	0
0195 JOLIET PCT 034	1
0196 JOLIET PCT 035	3
0197 JOLIET PCT 036	0
0198 JOLIET PCT 037	0
0199 JOLIET PCT 038	0
0200 JOLIET PCT 039	0
0201 JOLIET PCT 040	3
0202 JOLIET PCT 041	1
0203 JOLIET PCT 042	0
0204 JOLIET PCT 043	0
0205 JOLIET PCT 044	1
0206 JOLIET PCT 045	0
0207 JOLIET PCT 046	0
0208 JOLIET PCT 047	0
0209 JOLIET PCT 048	0
0210 JOLIET PCT 049	0
0211 JOLIET PCT 050	0
0212 JOLIET PCT 051	1
0213 JOLIET PCT 052	0
0214 JOLIET PCT 053	0
0215 JOLIET PCT 054	1
0216 JOLIET PCT 055	0
0217 JOLIET PCT 056	0
0218 JOLIET PCT 057	0
0219 JOLIET PCT 058	0
0220 JOLIET PCT 059	0



ABSTRACT OF VOTES

WILL COUNTY, ILLINOIS  
GENERAL PRIMARY ELECTION  
FEBRUARY 2, 2010  
GREEN

OFFICIAL RESULTS

REPORT-EL52

PAGE 0226

VOTES PERCENT

COMPTRROLLER

Vote for 1

01 = R. Erika Schafer

220 100.00

(CONTINUED FROM PREVIOUS PAGE)

01

0221 JOLIET PCT 060	0
0222 JOLIET PCT 061	0
0223 JOLIET PCT 062	0
0224 JOLIET PCT 063	0
0225 JOLIET PCT 064	1
0226 LOCKPORT PCT 001	0
0227 LOCKPORT PCT 002	2
0228 LOCKPORT PCT 003	2
0229 LOCKPORT PCT 004	1
0230 LOCKPORT PCT 005	0
0231 LOCKPORT PCT 006	0
0232 LOCKPORT PCT 007	0
0233 LOCKPORT PCT 008	1
0234 LOCKPORT PCT 009	0
0235 LOCKPORT PCT 010	1
0236 LOCKPORT PCT 011	0
0237 LOCKPORT PCT 012	0
0238 LOCKPORT PCT 013	0
0239 LOCKPORT PCT 014	2
0240 LOCKPORT PCT 015	0
0241 LOCKPORT PCT 016	0
0242 LOCKPORT PCT 017	0
0243 LOCKPORT PCT 018	0
0244 LOCKPORT PCT 019	0
0245 LOCKPORT PCT 020	1
0246 LOCKPORT PCT 021	0
0247 LOCKPORT PCT 022	0
0248 LOCKPORT PCT 023	1
0249 LOCKPORT PCT 024	0
0250 LOCKPORT PCT 025	0
0251 LOCKPORT PCT 026	0
0252 LOCKPORT PCT 027	0
0253 LOCKPORT PCT 028	0
0254 LOCKPORT PCT 029	2
0255 LOCKPORT PCT 030	1
0256 LOCKPORT PCT 031	0
0257 LOCKPORT PCT 032	0
0258 LOCKPORT PCT 033	1
0259 LOCKPORT PCT 034	0
0260 LOCKPORT PCT 035	0
0261 LOCKPORT PCT 036	1
0262 LOCKPORT PCT 037	0
0263 MANHATTAN PCT 001	1
0264 MANHATTAN PCT 002	1
0265 MANHATTAN PCT 003	0
0266 MANHATTAN PCT 004	0
0267 MANHATTAN PCT 005	2
0268 MONEE PCT 001	0
0269 MONEE PCT 002	1
0270 MONEE PCT 003	0
0271 MONEE PCT 004	1
0272 MONEE PCT 005	1
0273 MONEE PCT 006	0
0274 MONEE PCT 007	0
0275 MONEE PCT 008	0

VOTES PERCENT

COMPTROLLER

Vote for 1

01 = R. Erika Schafer

220 100.00

(CONTINUED FROM PREVIOUS PAGE)

01

0276 MONEE PCT 009	3
0277 MONEE PCT 010	0
0278 MONEE PCT 011	0
0279 MONEE PCT 012	0
0280 NEW LENOX PCT 001	1
0281 NEW LENOX PCT 002	0
0282 NEW LENOX PCT 003	0
0283 NEW LENOX PCT 004	1
0284 NEW LENOX PCT 005	4
0285 NEW LENOX PCT 006	2
0286 NEW LENOX PCT 007	0
0287 NEW LENOX PCT 008	3
0288 NEW LENOX PCT 009	0
0289 NEW LENOX PCT 010	0
0290 NEW LENOX PCT 011	0
0291 NEW LENOX PCT 012	1
0292 NEW LENOX PCT 013	0
0293 NEW LENOX PCT 014	0
0294 NEW LENOX PCT 015	0
0295 NEW LENOX PCT 016	0
0296 NEW LENOX PCT 017	0
0297 NEW LENOX PCT 018	0
0298 NEW LENOX PCT 019	0
0299 NEW LENOX PCT 020	0
0300 NEW LENOX PCT 021	0
0301 NEW LENOX PCT 022	0
0302 NEW LENOX PCT 023	0
0303 NEW LENOX PCT 024	0
0304 NEW LENOX PCT 025	1
0305 NEW LENOX PCT 026	3
0306 NEW LENOX PCT 027	0
0307 NEW LENOX PCT 028	1
0308 NEW LENOX PCT 029	0
0309 NEW LENOX PCT 030	0
0310 PEOTONE PCT 001	0
0311 PEOTONE PCT 002	2
0312 PEOTONE PCT 003	1
0313 PLAINFIELD PCT 001	0
0314 PLAINFIELD PCT 002	0
0315 PLAINFIELD PCT 003	1
0316 PLAINFIELD PCT 004	2
0317 PLAINFIELD PCT 005	0
0318 PLAINFIELD PCT 006	0
0319 PLAINFIELD PCT 007	0
0320 PLAINFIELD PCT 008	0
0321 PLAINFIELD PCT 009	1
0322 PLAINFIELD PCT 010	0
0323 PLAINFIELD PCT 011	0
0324 PLAINFIELD PCT 012	0
0325 PLAINFIELD PCT 013	0
0326 PLAINFIELD PCT 014	0
0327 PLAINFIELD PCT 015	2
0328 PLAINFIELD PCT 016	0
0329 PLAINFIELD PCT 017	0
0330 PLAINFIELD PCT 018	1

VOTES PERCENT

COMPTROLLER

Vote for 1

01 = R. Erika Schafer

220 100.00

(CONTINUED FROM PREVIOUS PAGE)

01

0331 PLAINFIELD PCT 019	1
0332 PLAINFIELD PCT 020	0
0333 PLAINFIELD PCT 021	0
0334 PLAINFIELD PCT 022	0
0335 PLAINFIELD PCT 023	1
0336 PLAINFIELD PCT 024	0
0337 PLAINFIELD PCT 025	0
0338 PLAINFIELD PCT 026	0
0339 PLAINFIELD PCT 027	1
0340 PLAINFIELD PCT 028	0
0341 PLAINFIELD PCT 029	2
0342 PLAINFIELD PCT 030	0
0343 PLAINFIELD PCT 031	0
0344 PLAINFIELD PCT 032	0
0345 PLAINFIELD PCT 033	1
0346 PLAINFIELD PCT 034	0
0347 PLAINFIELD PCT 035	1
0348 PLAINFIELD PCT 036	1
0349 PLAINFIELD PCT 037	2
0350 PLAINFIELD PCT 038	0
0351 PLAINFIELD PCT 039	0
0352 PLAINFIELD PCT 040	1
0353 PLAINFIELD PCT 041	0
0354 PLAINFIELD PCT 042	1
0355 PLAINFIELD PCT 043	2
0356 PLAINFIELD PCT 044	1
0357 PLAINFIELD PCT 045	1
0358 PLAINFIELD PCT 046	0
0359 REED PCT 001	0
0360 REED PCT 002	0
0361 REED PCT 003	3
0362 REED PCT 004	1
0363 REED PCT 005	0
0364 TROY PCT 001	0
0365 TROY PCT 002	0
0366 TROY PCT 003	0
0367 TROY PCT 004	0
0368 TROY PCT 005	0
0369 TROY PCT 006	1
0370 TROY PCT 007	1
0371 TROY PCT 008	0
0372 TROY PCT 009	1
0373 TROY PCT 010	1
0374 TROY PCT 011	0
0375 TROY PCT 012	0
0376 TROY PCT 013	0
0377 TROY PCT 014	2
0378 TROY PCT 015	0
0379 TROY PCT 016	1
0380 TROY PCT 017	0
0381 TROY PCT 018	2
0382 TROY PCT 019	0
0383 TROY PCT 020	0
0384 TROY PCT 021	0
0385 TROY PCT 022	1

ABSTRACT OF VOTES

WILL COUNTY, ILLINOIS  
GENERAL PRIMARY ELECTION  
FEBRUARY 2, 2010  
GREEN

OFFICIAL RESULTS

REPORT-EL52

PAGE 0229

VOTES PERCENT

COMPTROLLER

Vote for 1

01 = R. Erika Schafer

220 100.00

(CONTINUED FROM PREVIOUS PAGE)

-----  
01  
-----

0386 TROY PCT 023	1
0387 TROY PCT 024	0
0388 TROY PCT 025	0
0389 TROY PCT 026	1
0390 TROY PCT 027	0
0391 TROY PCT 028	0
0392 TROY PCT 029	0
0393 TROY PCT 030	0
0394 WASHINGTON PCT 001	0
0395 WASHINGTON PCT 002	0
0396 WASHINGTON PCT 003	1
0397 WASHINGTON PCT 004	0
0398 WESLEY PCT 001	1
0399 WESLEY PCT 002	0
0400 WHEATLAND PCT 001	0
0401 WHEATLAND PCT 002	1
0402 WHEATLAND PCT 003	1
0403 WHEATLAND PCT 004	0
0404 WHEATLAND PCT 005	0
0405 WHEATLAND PCT 006	0
0406 WHEATLAND PCT 007	0
0407 WHEATLAND PCT 008	0
0408 WHEATLAND PCT 009	0
0409 WHEATLAND PCT 010	2
0410 WHEATLAND PCT 011	0
0411 WHEATLAND PCT 012	0
0412 WHEATLAND PCT 013	0
0413 WHEATLAND PCT 014	1
0414 WHEATLAND PCT 015	0
0415 WHEATLAND PCT 016	3
0416 WHEATLAND PCT 017	2
0417 WHEATLAND PCT 018	1
0418 WHEATLAND PCT 019	1
0419 WHEATLAND PCT 020	0
0420 WHEATLAND PCT 021	0
0421 WHEATLAND PCT 022	0
0422 WHEATLAND PCT 023	1
0423 WHEATLAND PCT 024	1
0424 WHEATLAND PCT 025	0
0425 WHEATLAND PCT 026	0
0426 WHEATLAND PCT 027	0
0427 WHEATLAND PCT 028	1
0428 WHEATLAND PCT 029	0
0429 WHEATLAND PCT 030	0
0430 WHEATLAND PCT 031	0
0431 WHEATLAND PCT 032	0
0432 WHEATLAND PCT 033	0
0433 WHEATLAND PCT 034	0
0434 WHEATLAND PCT 035	0
0435 WHEATLAND PCT 036	0
0436 WHEATLAND PCT 037	0
0437 WHEATLAND PCT 038	0
0438 WHEATLAND PCT 039	0
0439 WHEATLAND PCT 040	0
0440 WILL PCT 001	3

COMPTROLLER

VOTES PERCENT

Vote for 1

01 = R. Erika Schafer

220 100.00

(CONTINUED FROM PREVIOUS PAGE)

-----  
01  
-----

0441 WILMINGTON PCT 001	0
0442 WILMINGTON PCT 002	0
0443 WILMINGTON PCT 003	1
0444 WILMINGTON PCT 004	0
0445 WILMINGTON PCT 005	1
0446 WILTON PCT 001	0

---

VOTES PERCENT

TREASURER

Vote for 1

01 = Scott K. Summers

226 100.00

-----  
01  
-----

0001 CHANNAHON PCT 001	1
0002 CHANNAHON PCT 002	0
0003 CHANNAHON PCT 003	1
0004 CHANNAHON PCT 004	1
0005 CHANNAHON PCT 005	2
0006 CHANNAHON PCT 006	0
0007 CHANNAHON PCT 007	0
0008 CHANNAHON PCT 008	2
0009 CHANNAHON PCT 009	0
0010 CRETE PCT 001	0
0011 CRETE PCT 002	0
0012 CRETE PCT 003	0
0013 CRETE PCT 004	1
0014 CRETE PCT 005	0
0015 CRETE PCT 006	0
0016 CRETE PCT 007	0
0017 CRETE PCT 008	0
0018 CRETE PCT 009	0
0019 CRETE PCT 010	0
0020 CRETE PCT 011	1
0021 CRETE PCT 012	0
0022 CRETE PCT 013	0
0023 CRETE PCT 014	2
0024 CRETE PCT 015	0
0025 CRETE PCT 016	1
0026 CRETE PCT 017	0
0027 CUSTER PCT 001	1
0028 DU PAGE PCT 001	0
0029 DU PAGE PCT 002	0
0030 DU PAGE PCT 003	0
0031 DU PAGE PCT 004	0
0032 DU PAGE PCT 005	1
0033 DU PAGE PCT 006	2
0034 DU PAGE PCT 007	0
0035 DU PAGE PCT 008	0
0036 DU PAGE PCT 009	0
0037 DU PAGE PCT 010	1
0038 DU PAGE PCT 011	0
0039 DU PAGE PCT 012	1
0040 DU PAGE PCT 013	0
0041 DU PAGE PCT 014	0
0042 DU PAGE PCT 015	0
0043 DU PAGE PCT 016	0
0044 DU PAGE PCT 017	0
0045 DU PAGE PCT 018	0
0046 DU PAGE PCT 019	0
0047 DU PAGE PCT 020	1
0048 DU PAGE PCT 021	1
0049 DU PAGE PCT 022	0
0050 DU PAGE PCT 023	1
0051 DU PAGE PCT 024	2
0052 DU PAGE PCT 025	1
0053 DU PAGE PCT 026	0
0054 DU PAGE PCT 027	0
0055 DU PAGE PCT 028	1

**For City of Aurora details  
refer to that section of this book.**

VOTES PERCENT

TREASURER

Vote for 1

01 = Scott K. Summers

226 100.00

(CONTINUED FROM PREVIOUS PAGE)

-----  
01  
-----

0056 DU PAGE PCT 029	1
0057 DU PAGE PCT 030	0
0058 DU PAGE PCT 031	0
0059 DU PAGE PCT 032	0
0060 DU PAGE PCT 033	0
0061 DU PAGE PCT 034	1
0062 DU PAGE PCT 035	1
0063 DU PAGE PCT 036	0
0064 DU PAGE PCT 037	1
0065 DU PAGE PCT 038	0
0066 DU PAGE PCT 039	0
0067 DU PAGE PCT 040	0
0068 DU PAGE PCT 041	0
0069 DU PAGE PCT 042	1
0070 DU PAGE PCT 043	1
0071 DU PAGE PCT 044	0
0072 DU PAGE PCT 045	0
0073 DU PAGE PCT 046	1
0074 DU PAGE PCT 047	0
0075 DU PAGE PCT 048	1
0076 DU PAGE PCT 049	0
0077 DU PAGE PCT 050	1
0078 DU PAGE PCT 051	0
0079 DU PAGE PCT 052	1
0080 DU PAGE PCT 053	0
0081 DU PAGE PCT 054	0
0082 DU PAGE PCT 055	0
0083 DU PAGE PCT 056	0
0084 FLORENCE PCT 001	0
0085 FRANKFORT PCT 001	1
0086 FRANKFORT PCT 002	0
0087 FRANKFORT PCT 003	2
0088 FRANKFORT PCT 004	0
0089 FRANKFORT PCT 005	2
0090 FRANKFORT PCT 006	1
0091 FRANKFORT PCT 007	0
0092 FRANKFORT PCT 008	0
0093 FRANKFORT PCT 009	0
0094 FRANKFORT PCT 010	0
0095 FRANKFORT PCT 011	0
0096 FRANKFORT PCT 012	0
0097 FRANKFORT PCT 013	1
0098 FRANKFORT PCT 014	1
0099 FRANKFORT PCT 015	1
0100 FRANKFORT PCT 016	0
0101 FRANKFORT PCT 017	0
0102 FRANKFORT PCT 018	2
0103 FRANKFORT PCT 019	0
0104 FRANKFORT PCT 020	1
0105 FRANKFORT PCT 021	2
0106 FRANKFORT PCT 022	0
0107 FRANKFORT PCT 023	0
0108 FRANKFORT PCT 024	1
0109 FRANKFORT PCT 025	1
0110 FRANKFORT PCT 026	1

ABSTRACT OF VOTES

WILL COUNTY, ILLINOIS  
GENERAL PRIMARY ELECTION  
FEBRUARY 2, 2010  
GREEN

OFFICIAL RESULTS

REPORT-EL52

PAGE 0233

VOTES PERCENT

TREASURER

Vote for 1

01 = Scott K. Summers

226 100.00

(CONTINUED FROM PREVIOUS PAGE)

-----  
01  
-----

0111 FRANKFORT PCT 027	2
0112 FRANKFORT PCT 028	1
0113 FRANKFORT PCT 029	0
0114 FRANKFORT PCT 030	1
0115 FRANKFORT PCT 031	1
0116 FRANKFORT PCT 032	0
0117 FRANKFORT PCT 033	1
0118 FRANKFORT PCT 034	0
0119 FRANKFORT PCT 035	0
0120 FRANKFORT PCT 036	2
0121 FRANKFORT PCT 037	0
0122 FRANKFORT PCT 038	0
0123 FRANKFORT PCT 039	0
0124 FRANKFORT PCT 040	0
0125 FRANKFORT PCT 041	0
0126 FRANKFORT PCT 042	0
0127 GREEN GARDEN PCT 001	0
0128 GREEN GARDEN PCT 002	1
0129 GREEN GARDEN PCT 003	0
0130 HOMER PCT 001	0
0131 HOMER PCT 002	0
0132 HOMER PCT 003	5
0133 HOMER PCT 004	0
0134 HOMER PCT 005	0
0135 HOMER PCT 006	0
0136 HOMER PCT 007	0
0137 HOMER PCT 008	1
0138 HOMER PCT 009	0
0139 HOMER PCT 010	0
0140 HOMER PCT 011	1
0141 HOMER PCT 012	0
0142 HOMER PCT 013	0
0143 HOMER PCT 014	0
0144 HOMER PCT 015	0
0145 HOMER PCT 016	2
0146 HOMER PCT 017	2
0147 HOMER PCT 018	0
0148 HOMER PCT 019	0
0149 HOMER PCT 020	0
0150 HOMER PCT 021	0
0151 HOMER PCT 022	1
0152 HOMER PCT 023	0
0153 HOMER PCT 024	0
0154 HOMER PCT 025	0
0155 HOMER PCT 026	0
0156 HOMER PCT 027	0
0157 HOMER PCT 028	0
0158 JACKSON PCT 001	1
0159 JACKSON PCT 002	1
0160 JACKSON PCT 003	0
0161 JACKSON PCT 004	0
0162 JOLIET PCT 001	3
0163 JOLIET PCT 002	1
0164 JOLIET PCT 003	0
0165 JOLIET PCT 004	1



ABSTRACT OF VOTES

WILL COUNTY, ILLINOIS  
GENERAL PRIMARY ELECTION  
FEBRUARY 2, 2010  
GREEN

OFFICIAL RESULTS

REPORT-EL52

PAGE 0234

VOTES PERCENT

TREASURER

Vote for 1

01 = Scott K. Summers

226 100.00

(CONTINUED FROM PREVIOUS PAGE)

-----  
01  
-----

0166 JOLIET PCT 005	2
0167 JOLIET PCT 006	0
0168 JOLIET PCT 007	0
0169 JOLIET PCT 008	5
0170 JOLIET PCT 009	4
0171 JOLIET PCT 010	0
0172 JOLIET PCT 011	2
0173 JOLIET PCT 012	0
0174 JOLIET PCT 013	0
0175 JOLIET PCT 014	0
0176 JOLIET PCT 015	3
0177 JOLIET PCT 016	1
0178 JOLIET PCT 017	0
0179 JOLIET PCT 018	0
0180 JOLIET PCT 019	0
0181 JOLIET PCT 020	1
0182 JOLIET PCT 021	0
0183 JOLIET PCT 022	0
0184 JOLIET PCT 023	0
0185 JOLIET PCT 024	0
0186 JOLIET PCT 025	1
0187 JOLIET PCT 026	0
0188 JOLIET PCT 027	0
0189 JOLIET PCT 028	2
0190 JOLIET PCT 029	0
0191 JOLIET PCT 030	1
0192 JOLIET PCT 031	1
0193 JOLIET PCT 032	1
0194 JOLIET PCT 033	0
0195 JOLIET PCT 034	1
0196 JOLIET PCT 035	3
0197 JOLIET PCT 036	0
0198 JOLIET PCT 037	0
0199 JOLIET PCT 038	0
0200 JOLIET PCT 039	0
0201 JOLIET PCT 040	3
0202 JOLIET PCT 041	1
0203 JOLIET PCT 042	0
0204 JOLIET PCT 043	0
0205 JOLIET PCT 044	1
0206 JOLIET PCT 045	0
0207 JOLIET PCT 046	0
0208 JOLIET PCT 047	0
0209 JOLIET PCT 048	0
0210 JOLIET PCT 049	0
0211 JOLIET PCT 050	0
0212 JOLIET PCT 051	1
0213 JOLIET PCT 052	0
0214 JOLIET PCT 053	0
0215 JOLIET PCT 054	1
0216 JOLIET PCT 055	0
0217 JOLIET PCT 056	0
0218 JOLIET PCT 057	0
0219 JOLIET PCT 058	0
0220 JOLIET PCT 059	0

VOTES PERCENT

TREASURER

Vote for 1

01 = Scott K. Summers

226 100.00

(CONTINUED FROM PREVIOUS PAGE)

-----  
 01  
 -----

0221 JOLIET PCT 060	0
0222 JOLIET PCT 061	0
0223 JOLIET PCT 062	0
0224 JOLIET PCT 063	0
0225 JOLIET PCT 064	1
0226 LOCKPORT PCT 001	0
0227 LOCKPORT PCT 002	2
0228 LOCKPORT PCT 003	2
0229 LOCKPORT PCT 004	1
0230 LOCKPORT PCT 005	1
0231 LOCKPORT PCT 006	0
0232 LOCKPORT PCT 007	0
0233 LOCKPORT PCT 008	1
0234 LOCKPORT PCT 009	0
0235 LOCKPORT PCT 010	1
0236 LOCKPORT PCT 011	0
0237 LOCKPORT PCT 012	0
0238 LOCKPORT PCT 013	0
0239 LOCKPORT PCT 014	2
0240 LOCKPORT PCT 015	0
0241 LOCKPORT PCT 016	0
0242 LOCKPORT PCT 017	0
0243 LOCKPORT PCT 018	0
0244 LOCKPORT PCT 019	1
0245 LOCKPORT PCT 020	1
0246 LOCKPORT PCT 021	0
0247 LOCKPORT PCT 022	0
0248 LOCKPORT PCT 023	1
0249 LOCKPORT PCT 024	0
0250 LOCKPORT PCT 025	0
0251 LOCKPORT PCT 026	0
0252 LOCKPORT PCT 027	0
0253 LOCKPORT PCT 028	0
0254 LOCKPORT PCT 029	2
0255 LOCKPORT PCT 030	1
0256 LOCKPORT PCT 031	0
0257 LOCKPORT PCT 032	0
0258 LOCKPORT PCT 033	2
0259 LOCKPORT PCT 034	0
0260 LOCKPORT PCT 035	0
0261 LOCKPORT PCT 036	1
0262 LOCKPORT PCT 037	0
0263 MANHATTAN PCT 001	1
0264 MANHATTAN PCT 002	1
0265 MANHATTAN PCT 003	0
0266 MANHATTAN PCT 004	0
0267 MANHATTAN PCT 005	2
0268 MONEE PCT 001	0
0269 MONEE PCT 002	1
0270 MONEE PCT 003	0
0271 MONEE PCT 004	1
0272 MONEE PCT 005	1
0273 MONEE PCT 006	0
0274 MONEE PCT 007	0
0275 MONEE PCT 008	0

VOTES PERCENT

TREASURER

Vote for 1

01 = Scott K. Summers

226 100.00

(CONTINUED FROM PREVIOUS PAGE)

01

0276 MONEE PCT 009	3
0277 MONEE PCT 010	0
0278 MONEE PCT 011	0
0279 MONEE PCT 012	0
0280 NEW LENOX PCT 001	1
0281 NEW LENOX PCT 002	0
0282 NEW LENOX PCT 003	0
0283 NEW LENOX PCT 004	1
0284 NEW LENOX PCT 005	4
0285 NEW LENOX PCT 006	2
0286 NEW LENOX PCT 007	0
0287 NEW LENOX PCT 008	3
0288 NEW LENOX PCT 009	0
0289 NEW LENOX PCT 010	0
0290 NEW LENOX PCT 011	0
0291 NEW LENOX PCT 012	1
0292 NEW LENOX PCT 013	0
0293 NEW LENOX PCT 014	0
0294 NEW LENOX PCT 015	0
0295 NEW LENOX PCT 016	0
0296 NEW LENOX PCT 017	0
0297 NEW LENOX PCT 018	0
0298 NEW LENOX PCT 019	0
0299 NEW LENOX PCT 020	0
0300 NEW LENOX PCT 021	0
0301 NEW LENOX PCT 022	0
0302 NEW LENOX PCT 023	0
0303 NEW LENOX PCT 024	0
0304 NEW LENOX PCT 025	1
0305 NEW LENOX PCT 026	3
0306 NEW LENOX PCT 027	0
0307 NEW LENOX PCT 028	1
0308 NEW LENOX PCT 029	0
0309 NEW LENOX PCT 030	0
0310 PEOTONE PCT 001	0
0311 PEOTONE PCT 002	2
0312 PEOTONE PCT 003	1
0313 PLAINFIELD PCT 001	0
0314 PLAINFIELD PCT 002	0
0315 PLAINFIELD PCT 003	1
0316 PLAINFIELD PCT 004	2
0317 PLAINFIELD PCT 005	0
0318 PLAINFIELD PCT 006	0
0319 PLAINFIELD PCT 007	0
0320 PLAINFIELD PCT 008	0
0321 PLAINFIELD PCT 009	1
0322 PLAINFIELD PCT 010	0
0323 PLAINFIELD PCT 011	0
0324 PLAINFIELD PCT 012	0
0325 PLAINFIELD PCT 013	0
0326 PLAINFIELD PCT 014	0
0327 PLAINFIELD PCT 015	2
0328 PLAINFIELD PCT 016	0
0329 PLAINFIELD PCT 017	0
0330 PLAINFIELD PCT 018	1

VOTES PERCENT

TREASURER

Vote for 1

01 = Scott K. Summers

226 100.00

(CONTINUED FROM PREVIOUS PAGE)

-----  
 01  
 -----

0331 PLAINFIELD PCT 019	1
0332 PLAINFIELD PCT 020	0
0333 PLAINFIELD PCT 021	0
0334 PLAINFIELD PCT 022	0
0335 PLAINFIELD PCT 023	1
0336 PLAINFIELD PCT 024	0
0337 PLAINFIELD PCT 025	0
0338 PLAINFIELD PCT 026	0
0339 PLAINFIELD PCT 027	1
0340 PLAINFIELD PCT 028	0
0341 PLAINFIELD PCT 029	2
0342 PLAINFIELD PCT 030	0
0343 PLAINFIELD PCT 031	0
0344 PLAINFIELD PCT 032	0
0345 PLAINFIELD PCT 033	1
0346 PLAINFIELD PCT 034	0
0347 PLAINFIELD PCT 035	1
0348 PLAINFIELD PCT 036	1
0349 PLAINFIELD PCT 037	2
0350 PLAINFIELD PCT 038	0
0351 PLAINFIELD PCT 039	0
0352 PLAINFIELD PCT 040	1
0353 PLAINFIELD PCT 041	0
0354 PLAINFIELD PCT 042	1
0355 PLAINFIELD PCT 043	2
0356 PLAINFIELD PCT 044	1
0357 PLAINFIELD PCT 045	1
0358 PLAINFIELD PCT 046	0
0359 REED PCT 001	0
0360 REED PCT 002	0
0361 REED PCT 003	3
0362 REED PCT 004	1
0363 REED PCT 005	0
0364 TROY PCT 001	0
0365 TROY PCT 002	0
0366 TROY PCT 003	0
0367 TROY PCT 004	0
0368 TROY PCT 005	0
0369 TROY PCT 006	1
0370 TROY PCT 007	1
0371 TROY PCT 008	0
0372 TROY PCT 009	1
0373 TROY PCT 010	1
0374 TROY PCT 011	0
0375 TROY PCT 012	0
0376 TROY PCT 013	0
0377 TROY PCT 014	2
0378 TROY PCT 015	0
0379 TROY PCT 016	1
0380 TROY PCT 017	0
0381 TROY PCT 018	2
0382 TROY PCT 019	0
0383 TROY PCT 020	0
0384 TROY PCT 021	0
0385 TROY PCT 022	1

ABSTRACT OF VOTES

WILL COUNTY, ILLINOIS  
GENERAL PRIMARY ELECTION  
FEBRUARY 2, 2010  
GREEN

OFFICIAL RESULTS

REPORT-EL52

PAGE 0238

VOTES PERCENT

TREASURER

Vote for 1

01 = Scott K. Summers

226 100.00

(CONTINUED FROM PREVIOUS PAGE)

-----  
01  
-----

0386 TROY PCT 023	1
0387 TROY PCT 024	0
0388 TROY PCT 025	0
0389 TROY PCT 026	1
0390 TROY PCT 027	0
0391 TROY PCT 028	0
0392 TROY PCT 029	0
0393 TROY PCT 030	0
0394 WASHINGTON PCT 001	0
0395 WASHINGTON PCT 002	0
0396 WASHINGTON PCT 003	1
0397 WASHINGTON PCT 004	0
0398 WESLEY PCT 001	1
0399 WESLEY PCT 002	0
0400 WHEATLAND PCT 001	0
0401 WHEATLAND PCT 002	1
0402 WHEATLAND PCT 003	1
0403 WHEATLAND PCT 004	0
0404 WHEATLAND PCT 005	0
0405 WHEATLAND PCT 006	0
0406 WHEATLAND PCT 007	0
0407 WHEATLAND PCT 008	0
0408 WHEATLAND PCT 009	0
0409 WHEATLAND PCT 010	2
0410 WHEATLAND PCT 011	0
0411 WHEATLAND PCT 012	0
0412 WHEATLAND PCT 013	0
0413 WHEATLAND PCT 014	1
0414 WHEATLAND PCT 015	0
0415 WHEATLAND PCT 016	3
0416 WHEATLAND PCT 017	2
0417 WHEATLAND PCT 018	1
0418 WHEATLAND PCT 019	1
0419 WHEATLAND PCT 020	0
0420 WHEATLAND PCT 021	0
0421 WHEATLAND PCT 022	0
0422 WHEATLAND PCT 023	1
0423 WHEATLAND PCT 024	1
0424 WHEATLAND PCT 025	0
0425 WHEATLAND PCT 026	0
0426 WHEATLAND PCT 027	0
0427 WHEATLAND PCT 028	1
0428 WHEATLAND PCT 029	0
0429 WHEATLAND PCT 030	0
0430 WHEATLAND PCT 031	0
0431 WHEATLAND PCT 032	0
0432 WHEATLAND PCT 033	0
0433 WHEATLAND PCT 034	0
0434 WHEATLAND PCT 035	0
0435 WHEATLAND PCT 036	0
0436 WHEATLAND PCT 037	0
0437 WHEATLAND PCT 038	0
0438 WHEATLAND PCT 039	0
0439 WHEATLAND PCT 040	0
0440 WILL PCT 001	3

	VOTES	PERCENT
TREASURER		
Vote for 1		
01 = Scott K. Summers	226	100.00
(CONTINUED FROM PREVIOUS PAGE)		
0441 WILMINGTON PCT 001	0	
0442 WILMINGTON PCT 002	0	
0443 WILMINGTON PCT 003	1	
0444 WILMINGTON PCT 004	0	
0445 WILMINGTON PCT 005	1	
0446 WILTON PCT 001	0	

---



**Nancy Schultz Voots**

W I L L C O U N T Y C L E R K



**Green Party**

**CONGRESSIONAL  
SUMMARY  
(2<sup>nd</sup>, 11<sup>th</sup> & 13<sup>th</sup> DISTRICTS)**

	VOTES	PERCENT
REPRESENTATIVE IN CONGRESS 2ND CONGRESSIONAL DISTRICT		
Vote for 1		
01 = Anthony W. Williams	3	60.00
02 = Michael E. Mayden	2	40.00

	-----	01	02	-----
0021 CRETE PCT 012		0	0	
0269 MONEE PCT 002		0	1	
0271 MONEE PCT 004		1	0	
0272 MONEE PCT 005		1	1	
0273 MONEE PCT 006		1	0	
0274 MONEE PCT 007		0	0	
0275 MONEE PCT 008		0	0	
0278 MONEE PCT 011		0	0	

Total Green Ballots Cast for  
2<sup>nd</sup> Congressional District  
5





VOTES PERCENT

REPRESENTATIVE IN CONGRESS 11TH CONGRESSIONAL DISTRICT

Vote for 1

01 = NO CANDIDATE FILED

0

-----  
01  
-----

0001 CHANNAHON PCT 001	0
0002 CHANNAHON PCT 002	0
0003 CHANNAHON PCT 003	0
0004 CHANNAHON PCT 004	0
0005 CHANNAHON PCT 005	0
0006 CHANNAHON PCT 006	0
0007 CHANNAHON PCT 007	0
0008 CHANNAHON PCT 008	0
0009 CHANNAHON PCT 009	0
0010 CRETE PCT 001	0
0011 CRETE PCT 002	0
0012 CRETE PCT 003	0
0013 CRETE PCT 004	0
0014 CRETE PCT 005	0
0015 CRETE PCT 006	0
0016 CRETE PCT 007	0
0017 CRETE PCT 008	0
0018 CRETE PCT 009	0
0019 CRETE PCT 010	0
0020 CRETE PCT 011	0
0022 CRETE PCT 013	0
0023 CRETE PCT 014	0
0024 CRETE PCT 015	0
0025 CRETE PCT 016	0
0026 CRETE PCT 017	0
0027 CUSTER PCT 001	0
0084 FLORENCE PCT 001	0
0085 FRANKFORT PCT 001	0
0086 FRANKFORT PCT 002	0
0087 FRANKFORT PCT 003	0
0088 FRANKFORT PCT 004	0
0089 FRANKFORT PCT 005	0
0090 FRANKFORT PCT 006	0
0091 FRANKFORT PCT 007	0
0092 FRANKFORT PCT 008	0
0093 FRANKFORT PCT 009	0
0094 FRANKFORT PCT 010	0
0095 FRANKFORT PCT 011	0
0096 FRANKFORT PCT 012	0
0097 FRANKFORT PCT 013	0
0098 FRANKFORT PCT 014	0
0099 FRANKFORT PCT 015	0
0100 FRANKFORT PCT 016	0
0101 FRANKFORT PCT 017	0
0102 FRANKFORT PCT 018	0
0103 FRANKFORT PCT 019	0
0104 FRANKFORT PCT 020	0
0105 FRANKFORT PCT 021	0
0106 FRANKFORT PCT 022	0
0107 FRANKFORT PCT 023	0
0108 FRANKFORT PCT 024	0
0109 FRANKFORT PCT 025	0
0110 FRANKFORT PCT 026	0
0111 FRANKFORT PCT 027	0
0112 FRANKFORT PCT 028	0

Total Green Ballots Cast for  
11<sup>th</sup> Congressional District  
167

VOTES PERCENT

REPRESENTATIVE IN CONGRESS 11TH CONGRESSIONAL DISTRICT

Vote for 1

01 = NO CANDIDATE FILED

0

(CONTINUED FROM PREVIOUS PAGE) 01

0113 FRANKFORT PCT 029	0
0114 FRANKFORT PCT 030	0
0115 FRANKFORT PCT 031	0
0116 FRANKFORT PCT 032	0
0117 FRANKFORT PCT 033	0
0118 FRANKFORT PCT 034	0
0119 FRANKFORT PCT 035	0
0120 FRANKFORT PCT 036	0
0121 FRANKFORT PCT 037	0
0122 FRANKFORT PCT 038	0
0123 FRANKFORT PCT 039	0
0124 FRANKFORT PCT 040	0
0125 FRANKFORT PCT 041	0
0126 FRANKFORT PCT 042	0
0127 GREEN GARDEN PCT 001	0
0128 GREEN GARDEN PCT 002	0
0129 GREEN GARDEN PCT 003	0
0158 JACKSON PCT 001	0
0159 JACKSON PCT 002	0
0160 JACKSON PCT 003	0
0161 JACKSON PCT 004	0
0162 JOLIET PCT 001	0
0163 JOLIET PCT 002	0
0164 JOLIET PCT 003	0
0165 JOLIET PCT 004	0
0166 JOLIET PCT 005	0
0167 JOLIET PCT 006	0
0168 JOLIET PCT 007	0
0169 JOLIET PCT 008	0
0170 JOLIET PCT 009	0
0171 JOLIET PCT 010	0
0172 JOLIET PCT 011	0
0173 JOLIET PCT 012	0
0174 JOLIET PCT 013	0
0175 JOLIET PCT 014	0
0176 JOLIET PCT 015	0
0177 JOLIET PCT 016	0
0178 JOLIET PCT 017	0
0179 JOLIET PCT 018	0
0180 JOLIET PCT 019	0
0181 JOLIET PCT 020	0
0182 JOLIET PCT 021	0
0183 JOLIET PCT 022	0
0184 JOLIET PCT 023	0
0185 JOLIET PCT 024	0
0186 JOLIET PCT 025	0
0187 JOLIET PCT 026	0
0188 JOLIET PCT 027	0
0189 JOLIET PCT 028	0
0190 JOLIET PCT 029	0
0191 JOLIET PCT 030	0
0192 JOLIET PCT 031	0
0193 JOLIET PCT 032	0
0194 JOLIET PCT 033	0
0195 JOLIET PCT 034	0

VOTES PERCENT

REPRESENTATIVE IN CONGRESS 11TH CONGRESSIONAL DISTRICT

Vote for 1

01 = NO CANDIDATE FILED

0

(CONTINUED FROM PREVIOUS PAGE)

01

0196 JOLIET PCT 035	0
0197 JOLIET PCT 036	0
0198 JOLIET PCT 037	0
0199 JOLIET PCT 038	0
0200 JOLIET PCT 039	0
0201 JOLIET PCT 040	0
0202 JOLIET PCT 041	0
0203 JOLIET PCT 042	0
0204 JOLIET PCT 043	0
0205 JOLIET PCT 044	0
0206 JOLIET PCT 045	0
0207 JOLIET PCT 046	0
0208 JOLIET PCT 047	0
0209 JOLIET PCT 048	0
0210 JOLIET PCT 049	0
0211 JOLIET PCT 050	0
0212 JOLIET PCT 051	0
0213 JOLIET PCT 052	0
0214 JOLIET PCT 053	0
0215 JOLIET PCT 054	0
0216 JOLIET PCT 055	0
0217 JOLIET PCT 056	0
0218 JOLIET PCT 057	0
0219 JOLIET PCT 058	0
0220 JOLIET PCT 059	0
0221 JOLIET PCT 060	0
0222 JOLIET PCT 061	0
0223 JOLIET PCT 062	0
0224 JOLIET PCT 063	0
0225 JOLIET PCT 064	0
0263 MANHATTAN PCT 001	0
0264 MANHATTAN PCT 002	0
0265 MANHATTAN PCT 003	0
0266 MANHATTAN PCT 004	0
0267 MANHATTAN PCT 005	0
0268 MONEE PCT 001	0
0270 MONEE PCT 003	0
0276 MONEE PCT 009	0
0277 MONEE PCT 010	0
0279 MONEE PCT 012	0
0280 NEW LENOX PCT 001	0
0281 NEW LENOX PCT 002	0
0282 NEW LENOX PCT 003	0
0283 NEW LENOX PCT 004	0
0284 NEW LENOX PCT 005	0
0285 NEW LENOX PCT 006	0
0286 NEW LENOX PCT 007	0
0287 NEW LENOX PCT 008	0
0288 NEW LENOX PCT 009	0
0289 NEW LENOX PCT 010	0
0290 NEW LENOX PCT 011	0
0291 NEW LENOX PCT 012	0
0292 NEW LENOX PCT 013	0
0293 NEW LENOX PCT 014	0
0294 NEW LENOX PCT 015	0

VOTES PERCENT

REPRESENTATIVE IN CONGRESS 11TH CONGRESSIONAL DISTRICT

Vote for 1

01 = NO CANDIDATE FILED 0

(CONTINUED FROM PREVIOUS PAGE) 01

0295 NEW LENOX PCT 016	0
0296 NEW LENOX PCT 017	0
0297 NEW LENOX PCT 018	0
0298 NEW LENOX PCT 019	0
0299 NEW LENOX PCT 020	0
0300 NEW LENOX PCT 021	0
0301 NEW LENOX PCT 022	0
0302 NEW LENOX PCT 023	0
0303 NEW LENOX PCT 024	0
0304 NEW LENOX PCT 025	0
0305 NEW LENOX PCT 026	0
0306 NEW LENOX PCT 027	0
0307 NEW LENOX PCT 028	0
0308 NEW LENOX PCT 029	0
0309 NEW LENOX PCT 030	0
0310 PEOTONE PCT 001	0
0311 PEOTONE PCT 002	0
0312 PEOTONE PCT 003	0
0316 PLAINFIELD PCT 004	0
0317 PLAINFIELD PCT 005	0
0318 PLAINFIELD PCT 006	0
0319 PLAINFIELD PCT 007	0
0320 PLAINFIELD PCT 008	0
0321 PLAINFIELD PCT 009	0
0323 PLAINFIELD PCT 011	0
0324 PLAINFIELD PCT 012	0
0326 PLAINFIELD PCT 014	0
0327 PLAINFIELD PCT 015	0
0331 PLAINFIELD PCT 019	0
0332 PLAINFIELD PCT 020	0
0333 PLAINFIELD PCT 021	0
0334 PLAINFIELD PCT 022	0
0335 PLAINFIELD PCT 023	0
0336 PLAINFIELD PCT 024	0
0338 PLAINFIELD PCT 026	0
0339 PLAINFIELD PCT 027	0
0343 PLAINFIELD PCT 031	0
0344 PLAINFIELD PCT 032	0
0345 PLAINFIELD PCT 033	0
0346 PLAINFIELD PCT 034	0
0351 PLAINFIELD PCT 039	0
0352 PLAINFIELD PCT 040	0
0353 PLAINFIELD PCT 041	0
0356 PLAINFIELD PCT 044	0
0357 PLAINFIELD PCT 045	0
0358 PLAINFIELD PCT 046	0
0359 REED PCT 001	0
0360 REED PCT 002	0
0361 REED PCT 003	0
0362 REED PCT 004	0
0363 REED PCT 005	0
0364 TROY PCT 001	0
0365 TROY PCT 002	0
0366 TROY PCT 003	0
0367 TROY PCT 004	0

VOTES PERCENT

REPRESENTATIVE IN CONGRESS 11TH CONGRESSIONAL DISTRICT

Vote for 1

01 = NO CANDIDATE FILED

0

(CONTINUED FROM PREVIOUS PAGE) 01

0368 TROY PCT 005	0
0369 TROY PCT 006	0
0370 TROY PCT 007	0
0371 TROY PCT 008	0
0372 TROY PCT 009	0
0373 TROY PCT 010	0
0374 TROY PCT 011	0
0375 TROY PCT 012	0
0376 TROY PCT 013	0
0377 TROY PCT 014	0
0378 TROY PCT 015	0
0379 TROY PCT 016	0
0380 TROY PCT 017	0
0381 TROY PCT 018	0
0382 TROY PCT 019	0
0383 TROY PCT 020	0
0384 TROY PCT 021	0
0385 TROY PCT 022	0
0386 TROY PCT 023	0
0387 TROY PCT 024	0
0388 TROY PCT 025	0
0389 TROY PCT 026	0
0390 TROY PCT 027	0
0391 TROY PCT 028	0
0392 TROY PCT 029	0
0393 TROY PCT 030	0
0394 WASHINGTON PCT 001	0
0395 WASHINGTON PCT 002	0
0396 WASHINGTON PCT 003	0
0397 WASHINGTON PCT 004	0
0398 WESLEY PCT 001	0
0399 WESLEY PCT 002	0
0440 WILL PCT 001	0
0441 WILMINGTON PCT 001	0
0442 WILMINGTON PCT 002	0
0443 WILMINGTON PCT 003	0
0444 WILMINGTON PCT 004	0
0445 WILMINGTON PCT 005	0
0446 WILTON PCT 001	0

VOTES PERCENT

REPRESENTATIVE IN CONGRESS 13TH CONGRESSIONAL DISTRICT

Vote for 1

0

01 = NO CANDIDATE FILED

-----  
01  
-----

0028 DU PAGE PCT 001	0
0029 DU PAGE PCT 002	0
0030 DU PAGE PCT 003	0
0031 DU PAGE PCT 004	0
0032 DU PAGE PCT 005	0
0033 DU PAGE PCT 006	0
0034 DU PAGE PCT 007	0
0035 DU PAGE PCT 008	0
0036 DU PAGE PCT 009	0
0037 DU PAGE PCT 010	0
0038 DU PAGE PCT 011	0
0039 DU PAGE PCT 012	0
0040 DU PAGE PCT 013	0
0041 DU PAGE PCT 014	0
0042 DU PAGE PCT 015	0
0043 DU PAGE PCT 016	0
0044 DU PAGE PCT 017	0
0045 DU PAGE PCT 018	0
0046 DU PAGE PCT 019	0
0047 DU PAGE PCT 020	0
0048 DU PAGE PCT 021	0
0049 DU PAGE PCT 022	0
0050 DU PAGE PCT 023	0
0051 DU PAGE PCT 024	0
0052 DU PAGE PCT 025	0
0053 DU PAGE PCT 026	0
0054 DU PAGE PCT 027	0
0055 DU PAGE PCT 028	0
0056 DU PAGE PCT 029	0
0057 DU PAGE PCT 030	0
0058 DU PAGE PCT 031	0
0059 DU PAGE PCT 032	0
0060 DU PAGE PCT 033	0
0061 DU PAGE PCT 034	0
0062 DU PAGE PCT 035	0
0063 DU PAGE PCT 036	0
0064 DU PAGE PCT 037	0
0065 DU PAGE PCT 038	0
0066 DU PAGE PCT 039	0
0067 DU PAGE PCT 040	0
0068 DU PAGE PCT 041	0
0069 DU PAGE PCT 042	0
0070 DU PAGE PCT 043	0
0071 DU PAGE PCT 044	0
0072 DU PAGE PCT 045	0
0073 DU PAGE PCT 046	0
0074 DU PAGE PCT 047	0
0075 DU PAGE PCT 048	0
0076 DU PAGE PCT 049	0
0077 DU PAGE PCT 050	0
0078 DU PAGE PCT 051	0
0079 DU PAGE PCT 052	0
0080 DU PAGE PCT 053	0
0081 DU PAGE PCT 054	0
0082 DU PAGE PCT 055	0

Total Green Ballots Cast for  
13<sup>th</sup> Congressional District  
90

**For City of Aurora details  
refer to that section of this book.**

VOTES PERCENT

REPRESENTATIVE IN CONGRESS 13TH CONGRESSIONAL DISTRICT

Vote for 1

01 = NO CANDIDATE FILED

0

(CONTINUED FROM PREVIOUS PAGE)

01

0083 DU PAGE PCT 056	0
0130 HOMER PCT 001	0
0131 HOMER PCT 002	0
0132 HOMER PCT 003	0
0133 HOMER PCT 004	0
0134 HOMER PCT 005	0
0135 HOMER PCT 006	0
0136 HOMER PCT 007	0
0137 HOMER PCT 008	0
0138 HOMER PCT 009	0
0139 HOMER PCT 010	0
0140 HOMER PCT 011	0
0141 HOMER PCT 012	0
0142 HOMER PCT 013	0
0143 HOMER PCT 014	0
0144 HOMER PCT 015	0
0145 HOMER PCT 016	0
0146 HOMER PCT 017	0
0147 HOMER PCT 018	0
0148 HOMER PCT 019	0
0149 HOMER PCT 020	0
0150 HOMER PCT 021	0
0151 HOMER PCT 022	0
0152 HOMER PCT 023	0
0153 HOMER PCT 024	0
0154 HOMER PCT 025	0
0155 HOMER PCT 026	0
0156 HOMER PCT 027	0
0157 HOMER PCT 028	0
0226 LOCKPORT PCT 001	0
0227 LOCKPORT PCT 002	0
0228 LOCKPORT PCT 003	0
0229 LOCKPORT PCT 004	0
0230 LOCKPORT PCT 005	0
0231 LOCKPORT PCT 006	0
0232 LOCKPORT PCT 007	0
0233 LOCKPORT PCT 008	0
0234 LOCKPORT PCT 009	0
0235 LOCKPORT PCT 010	0
0236 LOCKPORT PCT 011	0
0237 LOCKPORT PCT 012	0
0238 LOCKPORT PCT 013	0
0239 LOCKPORT PCT 014	0
0240 LOCKPORT PCT 015	0
0241 LOCKPORT PCT 016	0
0242 LOCKPORT PCT 017	0
0243 LOCKPORT PCT 018	0
0244 LOCKPORT PCT 019	0
0245 LOCKPORT PCT 020	0
0246 LOCKPORT PCT 021	0
0247 LOCKPORT PCT 022	0
0248 LOCKPORT PCT 023	0
0249 LOCKPORT PCT 024	0
0250 LOCKPORT PCT 025	0
0251 LOCKPORT PCT 026	0

VOTES PERCENT

REPRESENTATIVE IN CONGRESS 13TH CONGRESSIONAL DISTRICT

Vote for 1

01 = NO CANDIDATE FILED 0

(CONTINUED FROM PREVIOUS PAGE) 01

0252 LOCKPORT PCT 027	0
0253 LOCKPORT PCT 028	0
0254 LOCKPORT PCT 029	0
0255 LOCKPORT PCT 030	0
0256 LOCKPORT PCT 031	0
0257 LOCKPORT PCT 032	0
0258 LOCKPORT PCT 033	0
0259 LOCKPORT PCT 034	0
0260 LOCKPORT PCT 035	0
0261 LOCKPORT PCT 036	0
0262 LOCKPORT PCT 037	0
0313 PLAINFIELD PCT 001	0
0314 PLAINFIELD PCT 002	0
0315 PLAINFIELD PCT 003	0
0316 PLAINFIELD PCT 004	0
0322 PLAINFIELD PCT 010	0
0325 PLAINFIELD PCT 013	0
0328 PLAINFIELD PCT 016	0
0329 PLAINFIELD PCT 017	0
0330 PLAINFIELD PCT 018	0
0337 PLAINFIELD PCT 025	0
0340 PLAINFIELD PCT 028	0
0341 PLAINFIELD PCT 029	0
0342 PLAINFIELD PCT 030	0
0347 PLAINFIELD PCT 035	0
0348 PLAINFIELD PCT 036	0
0349 PLAINFIELD PCT 037	0
0350 PLAINFIELD PCT 038	0
0354 PLAINFIELD PCT 042	0
0355 PLAINFIELD PCT 043	0
0400 WHEATLAND PCT 001	0
0401 WHEATLAND PCT 002	0
0402 WHEATLAND PCT 003	0
0403 WHEATLAND PCT 004	0
0404 WHEATLAND PCT 005	0
0405 WHEATLAND PCT 006	0
0406 WHEATLAND PCT 007	0
0407 WHEATLAND PCT 008	0
0408 WHEATLAND PCT 009	0
0409 WHEATLAND PCT 010	0
0410 WHEATLAND PCT 011	0
0411 WHEATLAND PCT 012	0
0412 WHEATLAND PCT 013	0
0413 WHEATLAND PCT 014	0
0414 WHEATLAND PCT 015	0
0415 WHEATLAND PCT 016	0
0416 WHEATLAND PCT 017	0
0417 WHEATLAND PCT 018	0
0418 WHEATLAND PCT 019	0
0419 WHEATLAND PCT 020	0
0420 WHEATLAND PCT 021	0
0421 WHEATLAND PCT 022	0
0422 WHEATLAND PCT 023	0
0423 WHEATLAND PCT 024	0
0424 WHEATLAND PCT 025	0



REPRESENTATIVE IN CONGRESS 13TH CONGRESSIONAL DISTRICT

VOTES PERCENT

Vote for 1

01 = NO CANDIDATE FILED

0

(CONTINUED FROM PREVIOUS PAGE)

01

0425 WHEATLAND PCT 026	0
0426 WHEATLAND PCT 027	0
0427 WHEATLAND PCT 028	0
0428 WHEATLAND PCT 029	0
0429 WHEATLAND PCT 030	0
0430 WHEATLAND PCT 031	0
0431 WHEATLAND PCT 032	0
0432 WHEATLAND PCT 033	0
0433 WHEATLAND PCT 034	0
0434 WHEATLAND PCT 035	0
0435 WHEATLAND PCT 036	0
0436 WHEATLAND PCT 037	0
0437 WHEATLAND PCT 038	0
0438 WHEATLAND PCT 039	0
0439 WHEATLAND PCT 040	0

---

STATE CENTRAL COMMITTEEWOMAN 2ND CONGRESSIONAL DISTRICT

Vote for 1

01 = NO CANDIDATE FILED

VOTES PERCENT

0

-----  
01  
-----

0021 CRETE PCT 012  
0269 MONEE PCT 002  
0271 MONEE PCT 004  
0272 MONEE PCT 005  
0273 MONEE PCT 006  
0274 MONEE PCT 007  
0275 MONEE PCT 008  
0278 MONEE PCT 011

0  
0  
0  
0  
0  
0  
0  
0

Total Green Ballots Cast for  
State Central Committeewoman  
2<sup>nd</sup> Congressional District

4

STATE CENTRAL COMMITTEEWOMAN 11TH CONGRESSIONAL DISTRICT  
 Vote for 1  
 01 = Lillian V. "Gini" Lester

VOTES PERCENT  
 141 100.00

-----  
 01  
 -----  
 0001 CHANNAHON PCT 001 1  
 0002 CHANNAHON PCT 002 0  
 0003 CHANNAHON PCT 003 1  
 0004 CHANNAHON PCT 004 1  
 0005 CHANNAHON PCT 005 2  
 0006 CHANNAHON PCT 006 0  
 0007 CHANNAHON PCT 007 0  
 0008 CHANNAHON PCT 008 2  
 0009 CHANNAHON PCT 009 0  
 0010 CRETE PCT 001 0  
 0011 CRETE PCT 002 0  
 0012 CRETE PCT 003 0  
 0013 CRETE PCT 004 1  
 0014 CRETE PCT 005 0  
 0015 CRETE PCT 006 0  
 0016 CRETE PCT 007 0  
 0017 CRETE PCT 008 0  
 0018 CRETE PCT 009 0  
 0019 CRETE PCT 010 0  
 0020 CRETE PCT 011 1  
 0022 CRETE PCT 013 0  
 0023 CRETE PCT 014 1  
 0024 CRETE PCT 015 0  
 0025 CRETE PCT 016 1  
 0026 CRETE PCT 017 0  
 0027 CUSTER PCT 001 1  
 0084 FLORENCE PCT 001 0  
 0085 FRANKFORT PCT 001 1  
 0086 FRANKFORT PCT 002 0  
 0087 FRANKFORT PCT 003 2  
 0088 FRANKFORT PCT 004 0  
 0089 FRANKFORT PCT 005 2  
 0090 FRANKFORT PCT 006 1  
 0091 FRANKFORT PCT 007 0  
 0092 FRANKFORT PCT 008 0  
 0093 FRANKFORT PCT 009 0  
 0094 FRANKFORT PCT 010 0  
 0095 FRANKFORT PCT 011 0  
 0096 FRANKFORT PCT 012 0  
 0097 FRANKFORT PCT 013 1  
 0098 FRANKFORT PCT 014 1  
 0099 FRANKFORT PCT 015 1  
 0100 FRANKFORT PCT 016 0  
 0101 FRANKFORT PCT 017 0  
 0102 FRANKFORT PCT 018 2  
 0103 FRANKFORT PCT 019 0  
 0104 FRANKFORT PCT 020 1  
 0105 FRANKFORT PCT 021 2  
 0106 FRANKFORT PCT 022 0  
 0107 FRANKFORT PCT 023 0  
 0108 FRANKFORT PCT 024 1  
 0109 FRANKFORT PCT 025 1  
 0110 FRANKFORT PCT 026 2  
 0111 FRANKFORT PCT 027 2  
 0112 FRANKFORT PCT 028 1

Total Green Ballots Cast for  
 State Central Committeewoman  
 11<sup>th</sup> Congressional District  
 160

	VOTES	PERCENT
STATE CENTRAL COMMITTEEWOMAN 11TH CONGRESSIONAL DISTRICT		
Vote for 1		
01 = Lillian V. "Gini" Lester	141	100.00

(CONTINUED FROM PREVIOUS PAGE) 01

0113 FRANKFORT PCT 029	0
0114 FRANKFORT PCT 030	0
0115 FRANKFORT PCT 031	1
0116 FRANKFORT PCT 032	0
0117 FRANKFORT PCT 033	1
0118 FRANKFORT PCT 034	0
0119 FRANKFORT PCT 035	0
0120 FRANKFORT PCT 036	2
0121 FRANKFORT PCT 037	0
0122 FRANKFORT PCT 038	0
0123 FRANKFORT PCT 039	0
0124 FRANKFORT PCT 040	0
0125 FRANKFORT PCT 041	0
0126 FRANKFORT PCT 042	0
0127 GREEN GARDEN PCT 001	0
0128 GREEN GARDEN PCT 002	1
0129 GREEN GARDEN PCT 003	0
0158 JACKSON PCT 001	1
0159 JACKSON PCT 002	1
0160 JACKSON PCT 003	0
0161 JACKSON PCT 004	0
0162 JOLIET PCT 001	3
0163 JOLIET PCT 002	1
0164 JOLIET PCT 003	0
0165 JOLIET PCT 004	1
0166 JOLIET PCT 005	2
0167 JOLIET PCT 006	0
0168 JOLIET PCT 007	0
0169 JOLIET PCT 008	5
0170 JOLIET PCT 009	4
0171 JOLIET PCT 010	0
0172 JOLIET PCT 011	2
0173 JOLIET PCT 012	0
0174 JOLIET PCT 013	0
0175 JOLIET PCT 014	0
0176 JOLIET PCT 015	3
0177 JOLIET PCT 016	0
0178 JOLIET PCT 017	0
0179 JOLIET PCT 018	0
0180 JOLIET PCT 019	0
0181 JOLIET PCT 020	1
0182 JOLIET PCT 021	0
0183 JOLIET PCT 022	0
0184 JOLIET PCT 023	0
0185 JOLIET PCT 024	0
0186 JOLIET PCT 025	1
0187 JOLIET PCT 026	0
0188 JOLIET PCT 027	0
0189 JOLIET PCT 028	2
0190 JOLIET PCT 029	0
0191 JOLIET PCT 030	1
0192 JOLIET PCT 031	1
0193 JOLIET PCT 032	1
0194 JOLIET PCT 033	0
0195 JOLIET PCT 034	1

VOTES PERCENT

STATE CENTRAL COMMITTEEWOMAN 11TH CONGRESSIONAL DISTRICT

Vote for 1

01 = Lillian V. "Gini" Lester 141 100.00

(CONTINUED FROM PREVIOUS PAGE) 01

0196 JOLIET PCT 035	3
0197 JOLIET PCT 036	0
0198 JOLIET PCT 037	0
0199 JOLIET PCT 038	0
0200 JOLIET PCT 039	0
0201 JOLIET PCT 040	3
0202 JOLIET PCT 041	1
0203 JOLIET PCT 042	0
0204 JOLIET PCT 043	0
0205 JOLIET PCT 044	1
0206 JOLIET PCT 045	0
0207 JOLIET PCT 046	0
0208 JOLIET PCT 047	0
0209 JOLIET PCT 048	0
0210 JOLIET PCT 049	0
0211 JOLIET PCT 050	0
0212 JOLIET PCT 051	1
0213 JOLIET PCT 052	0
0214 JOLIET PCT 053	0
0215 JOLIET PCT 054	1
0216 JOLIET PCT 055	0
0217 JOLIET PCT 056	0
0218 JOLIET PCT 057	0
0219 JOLIET PCT 058	0
0220 JOLIET PCT 059	0
0221 JOLIET PCT 060	0
0222 JOLIET PCT 061	0
0223 JOLIET PCT 062	0
0224 JOLIET PCT 063	0
0225 JOLIET PCT 064	1
0263 MANHATTAN PCT 001	1
0264 MANHATTAN PCT 002	1
0265 MANHATTAN PCT 003	0
0266 MANHATTAN PCT 004	0
0267 MANHATTAN PCT 005	2
0268 MONEE PCT 001	0
0270 MONEE PCT 003	0
0276 MONEE PCT 009	3
0277 MONEE PCT 010	0
0279 MONEE PCT 012	0
0280 NEW LENOX PCT 001	1
0281 NEW LENOX PCT 002	0
0282 NEW LENOX PCT 003	0
0283 NEW LENOX PCT 004	1
0284 NEW LENOX PCT 005	4
0285 NEW LENOX PCT 006	2
0286 NEW LENOX PCT 007	0
0287 NEW LENOX PCT 008	4
0288 NEW LENOX PCT 009	0
0289 NEW LENOX PCT 010	0
0290 NEW LENOX PCT 011	0
0291 NEW LENOX PCT 012	1
0292 NEW LENOX PCT 013	0
0293 NEW LENOX PCT 014	0
0294 NEW LENOX PCT 015	0

VOTES PERCENT

STATE CENTRAL COMMITTEEWOMAN 11TH CONGRESSIONAL DISTRICT

Vote for 1

01 = Lillian V. "Gini" Lester 141 100.00

(CONTINUED FROM PREVIOUS PAGE) 01

0295 NEW LENOX PCT 016	0
0296 NEW LENOX PCT 017	0
0297 NEW LENOX PCT 018	0
0298 NEW LENOX PCT 019	0
0299 NEW LENOX PCT 020	0
0300 NEW LENOX PCT 021	0
0301 NEW LENOX PCT 022	0
0302 NEW LENOX PCT 023	0
0303 NEW LENOX PCT 024	0
0304 NEW LENOX PCT 025	1
0305 NEW LENOX PCT 026	3
0306 NEW LENOX PCT 027	0
0307 NEW LENOX PCT 028	1
0308 NEW LENOX PCT 029	0
0309 NEW LENOX PCT 030	0
0310 PEOTONE PCT 001	0
0311 PEOTONE PCT 002	2
0312 PEOTONE PCT 003	1
0316 PLAINFIELD PCT 004	0
0317 PLAINFIELD PCT 005	0
0318 PLAINFIELD PCT 006	0
0319 PLAINFIELD PCT 007	0
0320 PLAINFIELD PCT 008	0
0321 PLAINFIELD PCT 009	1
0323 PLAINFIELD PCT 011	0
0324 PLAINFIELD PCT 012	0
0326 PLAINFIELD PCT 014	0
0327 PLAINFIELD PCT 015	2
0331 PLAINFIELD PCT 019	1
0332 PLAINFIELD PCT 020	0
0333 PLAINFIELD PCT 021	0
0334 PLAINFIELD PCT 022	0
0335 PLAINFIELD PCT 023	1
0336 PLAINFIELD PCT 024	0
0338 PLAINFIELD PCT 026	0
0339 PLAINFIELD PCT 027	1
0343 PLAINFIELD PCT 031	0
0344 PLAINFIELD PCT 032	0
0345 PLAINFIELD PCT 033	1
0346 PLAINFIELD PCT 034	0
0351 PLAINFIELD PCT 039	0
0352 PLAINFIELD PCT 040	1
0353 PLAINFIELD PCT 041	0
0356 PLAINFIELD PCT 044	1
0357 PLAINFIELD PCT 045	2
0358 PLAINFIELD PCT 046	0
0359 REED PCT 001	0
0360 REED PCT 002	0
0361 REED PCT 003	3
0362 REED PCT 004	1
0363 REED PCT 005	0
0364 TROY PCT 001	0
0365 TROY PCT 002	0
0366 TROY PCT 003	0
0367 TROY PCT 004	0

STATE CENTRAL COMMITTEEWOMAN 11TH CONGRESSIONAL DISTRICT

Vote for 1

01 = Lillian V. "Gini" Lester 141 100.00

(CONTINUED FROM PREVIOUS PAGE) 01

	VOTES	PERCENT
0368 TROY PCT 005	0	
0369 TROY PCT 006	1	
0370 TROY PCT 007	1	
0371 TROY PCT 008	0	
0372 TROY PCT 009	1	
0373 TROY PCT 010	1	
0374 TROY PCT 011	0	
0375 TROY PCT 012	0	
0376 TROY PCT 013	0	
0377 TROY PCT 014	2	
0378 TROY PCT 015	0	
0379 TROY PCT 016	1	
0380 TROY PCT 017	0	
0381 TROY PCT 018	1	
0382 TROY PCT 019	0	
0383 TROY PCT 020	0	
0384 TROY PCT 021	0	
0385 TROY PCT 022	1	
0386 TROY PCT 023	1	
0387 TROY PCT 024	0	
0388 TROY PCT 025	0	
0389 TROY PCT 026	1	
0390 TROY PCT 027	0	
0391 TROY PCT 028	0	
0392 TROY PCT 029	0	
0393 TROY PCT 030	0	
0394 WASHINGTON PCT 001	0	
0395 WASHINGTON PCT 002	0	
0396 WASHINGTON PCT 003	1	
0397 WASHINGTON PCT 004	0	
0398 WESLEY PCT 001	1	
0399 WESLEY PCT 002	0	
0440 WILL PCT 001	3	
0441 WILMINGTON PCT 001	0	
0442 WILMINGTON PCT 002	0	
0443 WILMINGTON PCT 003	1	
0444 WILMINGTON PCT 004	0	
0445 WILMINGTON PCT 005	1	
0446 WILTON PCT 001	0	

VOTES PERCENT

STATE CENTRAL COMMITTEEWOMAN 13TH CONGRESSIONAL DISTRICT

Vote for 1

01 = NO CANDIDATE FILED

0

-----  
01  
-----

0028 DU PAGE PCT 001	0
0029 DU PAGE PCT 002	0
0030 DU PAGE PCT 003	0
0031 DU PAGE PCT 004	0
0032 DU PAGE PCT 005	0
0033 DU PAGE PCT 006	0
0034 DU PAGE PCT 007	0
0035 DU PAGE PCT 008	0
0036 DU PAGE PCT 009	0
0037 DU PAGE PCT 010	0
0038 DU PAGE PCT 011	0
0039 DU PAGE PCT 012	0
0040 DU PAGE PCT 013	0
0041 DU PAGE PCT 014	0
0042 DU PAGE PCT 015	0
0043 DU PAGE PCT 016	0
0044 DU PAGE PCT 017	0
0045 DU PAGE PCT 018	0
0046 DU PAGE PCT 019	0
0047 DU PAGE PCT 020	0
0048 DU PAGE PCT 021	0
0049 DU PAGE PCT 022	0
0050 DU PAGE PCT 023	0
0051 DU PAGE PCT 024	0
0052 DU PAGE PCT 025	0
0053 DU PAGE PCT 026	0
0054 DU PAGE PCT 027	0
0055 DU PAGE PCT 028	0
0056 DU PAGE PCT 029	0
0057 DU PAGE PCT 030	0
0058 DU PAGE PCT 031	0
0059 DU PAGE PCT 032	0
0060 DU PAGE PCT 033	0
0061 DU PAGE PCT 034	0
0062 DU PAGE PCT 035	0
0063 DU PAGE PCT 036	0
0064 DU PAGE PCT 037	0
0065 DU PAGE PCT 038	0
0066 DU PAGE PCT 039	0
0067 DU PAGE PCT 040	0
0068 DU PAGE PCT 041	0
0069 DU PAGE PCT 042	0
0070 DU PAGE PCT 043	0
0071 DU PAGE PCT 044	0
0072 DU PAGE PCT 045	0
0073 DU PAGE PCT 046	0
0074 DU PAGE PCT 047	0
0075 DU PAGE PCT 048	0
0076 DU PAGE PCT 049	0
0077 DU PAGE PCT 050	0
0078 DU PAGE PCT 051	0
0079 DU PAGE PCT 052	0
0080 DU PAGE PCT 053	0
0081 DU PAGE PCT 054	0
0082 DU PAGE PCT 055	0

Total Green Ballots Cast for  
State Central Committeewoman  
13<sup>th</sup> Congressional District  
88

**For City of Aurora details  
refer to that section of this book.**



	VOTES	PERCENT
STATE CENTRAL COMMITTEEWOMAN 13TH CONGRESSIONAL DISTRICT		
Vote for 1		
01 = NO CANDIDATE FILED	0	

(CONTINUED FROM PREVIOUS PAGE)      01

0083 DU PAGE PCT 056	0
0130 HOMER PCT 001	0
0131 HOMER PCT 002	0
0132 HOMER PCT 003	0
0133 HOMER PCT 004	0
0134 HOMER PCT 005	0
0135 HOMER PCT 006	0
0136 HOMER PCT 007	0
0137 HOMER PCT 008	0
0138 HOMER PCT 009	0
0139 HOMER PCT 010	0
0140 HOMER PCT 011	0
0141 HOMER PCT 012	0
0142 HOMER PCT 013	0
0143 HOMER PCT 014	0
0144 HOMER PCT 015	0
0145 HOMER PCT 016	0
0146 HOMER PCT 017	0
0147 HOMER PCT 018	0
0148 HOMER PCT 019	0
0149 HOMER PCT 020	0
0150 HOMER PCT 021	0
0151 HOMER PCT 022	0
0152 HOMER PCT 023	0
0153 HOMER PCT 024	0
0154 HOMER PCT 025	0
0155 HOMER PCT 026	0
0156 HOMER PCT 027	0
0157 HOMER PCT 028	0
0226 LOCKPORT PCT 001	0
0227 LOCKPORT PCT 002	0
0228 LOCKPORT PCT 003	0
0229 LOCKPORT PCT 004	0
0230 LOCKPORT PCT 005	0
0231 LOCKPORT PCT 006	0
0232 LOCKPORT PCT 007	0
0233 LOCKPORT PCT 008	0
0234 LOCKPORT PCT 009	0
0235 LOCKPORT PCT 010	0
0236 LOCKPORT PCT 011	0
0237 LOCKPORT PCT 012	0
0238 LOCKPORT PCT 013	0
0239 LOCKPORT PCT 014	0
0240 LOCKPORT PCT 015	0
0241 LOCKPORT PCT 016	0
0242 LOCKPORT PCT 017	0
0243 LOCKPORT PCT 018	0
0244 LOCKPORT PCT 019	0
0245 LOCKPORT PCT 020	0
0246 LOCKPORT PCT 021	0
0247 LOCKPORT PCT 022	0
0248 LOCKPORT PCT 023	0
0249 LOCKPORT PCT 024	0
0250 LOCKPORT PCT 025	0
0251 LOCKPORT PCT 026	0

STATE CENTRAL COMMITTEEWOMAN 13TH CONGRESSIONAL DISTRICT

VOTES PERCENT

Vote for 1

01 = NO CANDIDATE FILED

0

(CONTINUED FROM PREVIOUS PAGE)

01

0252 LOCKPORT PCT 027	0
0253 LOCKPORT PCT 028	0
0254 LOCKPORT PCT 029	0
0255 LOCKPORT PCT 030	0
0256 LOCKPORT PCT 031	0
0257 LOCKPORT PCT 032	0
0258 LOCKPORT PCT 033	0
0259 LOCKPORT PCT 034	0
0260 LOCKPORT PCT 035	0
0261 LOCKPORT PCT 036	0
0262 LOCKPORT PCT 037	0
0313 PLAINFIELD PCT 001	0
0314 PLAINFIELD PCT 002	0
0315 PLAINFIELD PCT 003	0
0316 PLAINFIELD PCT 004	0
0322 PLAINFIELD PCT 010	0
0325 PLAINFIELD PCT 013	0
0328 PLAINFIELD PCT 016	0
0329 PLAINFIELD PCT 017	0
0330 PLAINFIELD PCT 018	0
0337 PLAINFIELD PCT 025	0
0340 PLAINFIELD PCT 028	0
0341 PLAINFIELD PCT 029	0
0342 PLAINFIELD PCT 030	0
0347 PLAINFIELD PCT 035	0
0348 PLAINFIELD PCT 036	0
0349 PLAINFIELD PCT 037	0
0350 PLAINFIELD PCT 038	0
0354 PLAINFIELD PCT 042	0
0355 PLAINFIELD PCT 043	0
0400 WHEATLAND PCT 001	0
0401 WHEATLAND PCT 002	0
0402 WHEATLAND PCT 003	0
0403 WHEATLAND PCT 004	0
0404 WHEATLAND PCT 005	0
0405 WHEATLAND PCT 006	0
0406 WHEATLAND PCT 007	0
0407 WHEATLAND PCT 008	0
0408 WHEATLAND PCT 009	0
0409 WHEATLAND PCT 010	0
0410 WHEATLAND PCT 011	0
0411 WHEATLAND PCT 012	0
0412 WHEATLAND PCT 013	0
0413 WHEATLAND PCT 014	0
0414 WHEATLAND PCT 015	0
0415 WHEATLAND PCT 016	0
0416 WHEATLAND PCT 017	0
0417 WHEATLAND PCT 018	0
0418 WHEATLAND PCT 019	0
0419 WHEATLAND PCT 020	0
0420 WHEATLAND PCT 021	0
0421 WHEATLAND PCT 022	0
0422 WHEATLAND PCT 023	0
0423 WHEATLAND PCT 024	0
0424 WHEATLAND PCT 025	0

	VOTES	PERCENT
STATE CENTRAL COMMITTEEWOMAN 13TH CONGRESSIONAL DISTRICT		
Vote for 1		
01 = NO CANDIDATE FILED	0	

(CONTINUED FROM PREVIOUS PAGE) 01

0425 WHEATLAND PCT 026	0
0426 WHEATLAND PCT 027	0
0427 WHEATLAND PCT 028	0
0428 WHEATLAND PCT 029	0
0429 WHEATLAND PCT 030	0
0430 WHEATLAND PCT 031	0
0431 WHEATLAND PCT 032	0
0432 WHEATLAND PCT 033	0
0433 WHEATLAND PCT 034	0
0434 WHEATLAND PCT 035	0
0435 WHEATLAND PCT 036	0
0436 WHEATLAND PCT 037	0
0437 WHEATLAND PCT 038	0
0438 WHEATLAND PCT 039	0
0439 WHEATLAND PCT 040	0

---

STATE CENTRAL COMMITTEEMAN 2ND CONGRESSIONAL DISTRICT

VOTES PERCENT

Vote for 1

01 = NO CANDIDATE FILED

0

-----  
01  
-----

0021 CRETE PCT 012	0
0269 MONEE PCT 002	0
0271 MONEE PCT 004	0
0272 MONEE PCT 005	0
0273 MONEE PCT 006	0
0274 MONEE PCT 007	0
0275 MONEE PCT 008	0
0278 MONEE PCT 011	0

Total Green Ballots Cast for  
State Central Committeeman  
2<sup>nd</sup> Congressional District  
4



VOTES PERCENT

STATE CENTRAL COMMITTEEMAN 11TH CONGRESSIONAL DISTRICT

Vote for 1

01 = NO CANDIDATE FILED 0

-----  
01  
-----

0001 CHANNAHON PCT 001	0
0002 CHANNAHON PCT 002	0
0003 CHANNAHON PCT 003	0
0004 CHANNAHON PCT 004	0
0005 CHANNAHON PCT 005	0
0006 CHANNAHON PCT 006	0
0007 CHANNAHON PCT 007	0
0008 CHANNAHON PCT 008	0
0009 CHANNAHON PCT 009	0
0010 CRETE PCT 001	0
0011 CRETE PCT 002	0
0012 CRETE PCT 003	0
0013 CRETE PCT 004	0
0014 CRETE PCT 005	0
0015 CRETE PCT 006	0
0016 CRETE PCT 007	0
0017 CRETE PCT 008	0
0018 CRETE PCT 009	0
0019 CRETE PCT 010	0
0020 CRETE PCT 011	0
0022 CRETE PCT 013	0
0023 CRETE PCT 014	0
0024 CRETE PCT 015	0
0025 CRETE PCT 016	0
0026 CRETE PCT 017	0
0027 CUSTER PCT 001	0
0084 FLORENCE PCT 001	0
0085 FRANKFORT PCT 001	0
0086 FRANKFORT PCT 002	0
0087 FRANKFORT PCT 003	0
0088 FRANKFORT PCT 004	0
0089 FRANKFORT PCT 005	0
0090 FRANKFORT PCT 006	0
0091 FRANKFORT PCT 007	0
0092 FRANKFORT PCT 008	0
0093 FRANKFORT PCT 009	0
0094 FRANKFORT PCT 010	0
0095 FRANKFORT PCT 011	0
0096 FRANKFORT PCT 012	0
0097 FRANKFORT PCT 013	0
0098 FRANKFORT PCT 014	0
0099 FRANKFORT PCT 015	0
0100 FRANKFORT PCT 016	0
0101 FRANKFORT PCT 017	0
0102 FRANKFORT PCT 018	0
0103 FRANKFORT PCT 019	0
0104 FRANKFORT PCT 020	0
0105 FRANKFORT PCT 021	0
0106 FRANKFORT PCT 022	0
0107 FRANKFORT PCT 023	0
0108 FRANKFORT PCT 024	0
0109 FRANKFORT PCT 025	0
0110 FRANKFORT PCT 026	0
0111 FRANKFORT PCT 027	0
0112 FRANKFORT PCT 028	0

Total Green Ballots Cast for  
State Central Committeeman  
11<sup>th</sup> Congressional District  
160

VOTES PERCENT

STATE CENTRAL COMMITTEEMAN 11TH CONGRESSIONAL DISTRICT

Vote for 1

01 = NO CANDIDATE FILED 0

(CONTINUED FROM PREVIOUS PAGE) 01

0113 FRANKFORT PCT 029	0
0114 FRANKFORT PCT 030	0
0115 FRANKFORT PCT 031	0
0116 FRANKFORT PCT 032	0
0117 FRANKFORT PCT 033	0
0118 FRANKFORT PCT 034	0
0119 FRANKFORT PCT 035	0
0120 FRANKFORT PCT 036	0
0121 FRANKFORT PCT 037	0
0122 FRANKFORT PCT 038	0
0123 FRANKFORT PCT 039	0
0124 FRANKFORT PCT 040	0
0125 FRANKFORT PCT 041	0
0126 FRANKFORT PCT 042	0
0127 GREEN GARDEN PCT 001	0
0128 GREEN GARDEN PCT 002	0
0129 GREEN GARDEN PCT 003	0
0158 JACKSON PCT 001	0
0159 JACKSON PCT 002	0
0160 JACKSON PCT 003	0
0161 JACKSON PCT 004	0
0162 JOLIET PCT 001	0
0163 JOLIET PCT 002	0
0164 JOLIET PCT 003	0
0165 JOLIET PCT 004	0
0166 JOLIET PCT 005	0
0167 JOLIET PCT 006	0
0168 JOLIET PCT 007	0
0169 JOLIET PCT 008	0
0170 JOLIET PCT 009	0
0171 JOLIET PCT 010	0
0172 JOLIET PCT 011	0
0173 JOLIET PCT 012	0
0174 JOLIET PCT 013	0
0175 JOLIET PCT 014	0
0176 JOLIET PCT 015	0
0177 JOLIET PCT 016	0
0178 JOLIET PCT 017	0
0179 JOLIET PCT 018	0
0180 JOLIET PCT 019	0
0181 JOLIET PCT 020	0
0182 JOLIET PCT 021	0
0183 JOLIET PCT 022	0
0184 JOLIET PCT 023	0
0185 JOLIET PCT 024	0
0186 JOLIET PCT 025	0
0187 JOLIET PCT 026	0
0188 JOLIET PCT 027	0
0189 JOLIET PCT 028	0
0190 JOLIET PCT 029	0
0191 JOLIET PCT 030	0
0192 JOLIET PCT 031	0
0193 JOLIET PCT 032	0
0194 JOLIET PCT 033	0
0195 JOLIET PCT 034	0

VOTES PERCENT

STATE CENTRAL COMMITTEEMAN 11TH CONGRESSIONAL DISTRICT

Vote for 1

01 = NO CANDIDATE FILED 0

(CONTINUED FROM PREVIOUS PAGE) 01

0196 JOLIET PCT 035	0
0197 JOLIET PCT 036	0
0198 JOLIET PCT 037	0
0199 JOLIET PCT 038	0
0200 JOLIET PCT 039	0
0201 JOLIET PCT 040	0
0202 JOLIET PCT 041	0
0203 JOLIET PCT 042	0
0204 JOLIET PCT 043	0
0205 JOLIET PCT 044	0
0206 JOLIET PCT 045	0
0207 JOLIET PCT 046	0
0208 JOLIET PCT 047	0
0209 JOLIET PCT 048	0
0210 JOLIET PCT 049	0
0211 JOLIET PCT 050	0
0212 JOLIET PCT 051	0
0213 JOLIET PCT 052	0
0214 JOLIET PCT 053	0
0215 JOLIET PCT 054	0
0216 JOLIET PCT 055	0
0217 JOLIET PCT 056	0
0218 JOLIET PCT 057	0
0219 JOLIET PCT 058	0
0220 JOLIET PCT 059	0
0221 JOLIET PCT 060	0
0222 JOLIET PCT 061	0
0223 JOLIET PCT 062	0
0224 JOLIET PCT 063	0
0225 JOLIET PCT 064	0
0263 MANHATTAN PCT 001	0
0264 MANHATTAN PCT 002	0
0265 MANHATTAN PCT 003	0
0266 MANHATTAN PCT 004	0
0267 MANHATTAN PCT 005	0
0268 MONEE PCT 001	0
0270 MONEE PCT 003	0
0276 MONEE PCT 009	0
0277 MONEE PCT 010	0
0279 MONEE PCT 012	0
0280 NEW LENOX PCT 001	0
0281 NEW LENOX PCT 002	0
0282 NEW LENOX PCT 003	0
0283 NEW LENOX PCT 004	0
0284 NEW LENOX PCT 005	0
0285 NEW LENOX PCT 006	0
0286 NEW LENOX PCT 007	0
0287 NEW LENOX PCT 008	0
0288 NEW LENOX PCT 009	0
0289 NEW LENOX PCT 010	0
0290 NEW LENOX PCT 011	0
0291 NEW LENOX PCT 012	0
0292 NEW LENOX PCT 013	0
0293 NEW LENOX PCT 014	0
0294 NEW LENOX PCT 015	0

VOTES PERCENT

STATE CENTRAL COMMITTEEMAN 11TH CONGRESSIONAL DISTRICT

Vote for 1

0

01 = NO CANDIDATE FILED

(CONTINUED FROM PREVIOUS PAGE) 01

0295 NEW LENOX PCT 016	0
0296 NEW LENOX PCT 017	0
0297 NEW LENOX PCT 018	0
0298 NEW LENOX PCT 019	0
0299 NEW LENOX PCT 020	0
0300 NEW LENOX PCT 021	0
0301 NEW LENOX PCT 022	0
0302 NEW LENOX PCT 023	0
0303 NEW LENOX PCT 024	0
0304 NEW LENOX PCT 025	0
0305 NEW LENOX PCT 026	0
0306 NEW LENOX PCT 027	0
0307 NEW LENOX PCT 028	0
0308 NEW LENOX PCT 029	0
0309 NEW LENOX PCT 030	0
0310 PEOTONE PCT 001	0
0311 PEOTONE PCT 002	0
0312 PEOTONE PCT 003	0
0316 PLAINFIELD PCT 004	0
0317 PLAINFIELD PCT 005	0
0318 PLAINFIELD PCT 006	0
0319 PLAINFIELD PCT 007	0
0320 PLAINFIELD PCT 008	0
0321 PLAINFIELD PCT 009	0
0323 PLAINFIELD PCT 011	0
0324 PLAINFIELD PCT 012	0
0326 PLAINFIELD PCT 014	0
0327 PLAINFIELD PCT 015	0
0331 PLAINFIELD PCT 019	0
0332 PLAINFIELD PCT 020	0
0333 PLAINFIELD PCT 021	0
0334 PLAINFIELD PCT 022	0
0335 PLAINFIELD PCT 023	0
0336 PLAINFIELD PCT 024	0
0338 PLAINFIELD PCT 026	0
0339 PLAINFIELD PCT 027	0
0343 PLAINFIELD PCT 031	0
0344 PLAINFIELD PCT 032	0
0345 PLAINFIELD PCT 033	0
0346 PLAINFIELD PCT 034	0
0351 PLAINFIELD PCT 039	0
0352 PLAINFIELD PCT 040	0
0353 PLAINFIELD PCT 041	0
0356 PLAINFIELD PCT 044	0
0357 PLAINFIELD PCT 045	0
0358 PLAINFIELD PCT 046	0
0359 REED PCT 001	0
0360 REED PCT 002	0
0361 REED PCT 003	0
0362 REED PCT 004	0
0363 REED PCT 005	0
0364 TROY PCT 001	0
0365 TROY PCT 002	0
0366 TROY PCT 003	0
0367 TROY PCT 004	0



STATE CENTRAL COMMITTEEMAN 11TH CONGRESSIONAL DISTRICT

Vote for 1  
 01 = NO CANDIDATE FILED 0

(CONTINUED FROM PREVIOUS PAGE) 01

	VOTES	PERCENT
0368 TROY PCT 005	0	
0369 TROY PCT 006	0	
0370 TROY PCT 007	0	
0371 TROY PCT 008	0	
0372 TROY PCT 009	0	
0373 TROY PCT 010	0	
0374 TROY PCT 011	0	
0375 TROY PCT 012	0	
0376 TROY PCT 013	0	
0377 TROY PCT 014	0	
0378 TROY PCT 015	0	
0379 TROY PCT 016	0	
0380 TROY PCT 017	0	
0381 TROY PCT 018	0	
0382 TROY PCT 019	0	
0383 TROY PCT 020	0	
0384 TROY PCT 021	0	
0385 TROY PCT 022	0	
0386 TROY PCT 023	0	
0387 TROY PCT 024	0	
0388 TROY PCT 025	0	
0389 TROY PCT 026	0	
0390 TROY PCT 027	0	
0391 TROY PCT 028	0	
0392 TROY PCT 029	0	
0393 TROY PCT 030	0	
0394 WASHINGTON PCT 001	0	
0395 WASHINGTON PCT 002	0	
0396 WASHINGTON PCT 003	0	
0397 WASHINGTON PCT 004	0	
0398 WESLEY PCT 001	0	
0399 WESLEY PCT 002	0	
0440 WILL PCT 001	0	
0441 WILMINGTON PCT 001	0	
0442 WILMINGTON PCT 002	0	
0443 WILMINGTON PCT 003	0	
0444 WILMINGTON PCT 004	0	
0445 WILMINGTON PCT 005	0	
0446 WILTON PCT 001	0	

	VOTES	PERCENT
STATE CENTRAL COMMITTEEMAN 13TH CONGRESSIONAL DISTRICT		
Vote for 1		
01 = Steve Alesch	79	100.00

-----  
01  
-----

0028 DU PAGE PCT 001	0
0029 DU PAGE PCT 002	0
0030 DU PAGE PCT 003	0
0031 DU PAGE PCT 004	0
0032 DU PAGE PCT 005	1
0033 DU PAGE PCT 006	2
0034 DU PAGE PCT 007	0
0035 DU PAGE PCT 008	0
0036 DU PAGE PCT 009	0
0037 DU PAGE PCT 010	1
0038 DU PAGE PCT 011	0
0039 DU PAGE PCT 012	1
0040 DU PAGE PCT 013	0
0041 DU PAGE PCT 014	0
0042 DU PAGE PCT 015	0
0043 DU PAGE PCT 016	0
0044 DU PAGE PCT 017	0
0045 DU PAGE PCT 018	0
0046 DU PAGE PCT 019	0
0047 DU PAGE PCT 020	1
0048 DU PAGE PCT 021	1
0049 DU PAGE PCT 022	0
0050 DU PAGE PCT 023	1
0051 DU PAGE PCT 024	2
0052 DU PAGE PCT 025	1
0053 DU PAGE PCT 026	0
0054 DU PAGE PCT 027	0
0055 DU PAGE PCT 028	1
0056 DU PAGE PCT 029	1
0057 DU PAGE PCT 030	0
0058 DU PAGE PCT 031	0
0059 DU PAGE PCT 032	0
0060 DU PAGE PCT 033	0
0061 DU PAGE PCT 034	1
0062 DU PAGE PCT 035	1
0063 DU PAGE PCT 036	0
0064 DU PAGE PCT 037	1
0065 DU PAGE PCT 038	0
0066 DU PAGE PCT 039	0
0067 DU PAGE PCT 040	0
0068 DU PAGE PCT 041	0
0069 DU PAGE PCT 042	1
0070 DU PAGE PCT 043	1
0071 DU PAGE PCT 044	0
0072 DU PAGE PCT 045	0
0073 DU PAGE PCT 046	1
0074 DU PAGE PCT 047	0
0075 DU PAGE PCT 048	1
0076 DU PAGE PCT 049	0
0077 DU PAGE PCT 050	1
0078 DU PAGE PCT 051	0
0079 DU PAGE PCT 052	1
0080 DU PAGE PCT 053	0
0081 DU PAGE PCT 054	0
0082 DU PAGE PCT 055	0

Total Green Ballots Cast for  
State Central Committeeman  
13<sup>th</sup> Congressional District  
88

**For City of Aurora details  
refer to that section of this book.**

VOTES PERCENT

STATE CENTRAL COMMITTEEMAN 13TH CONGRESSIONAL DISTRICT

Vote for 1

01 = Steve Alesch 79 100.00

(CONTINUED FROM PREVIOUS PAGE) 01

0083 DU PAGE PCT 056	1
0130 HOMER PCT 001	0
0131 HOMER PCT 002	0
0132 HOMER PCT 003	5
0133 HOMER PCT 004	0
0134 HOMER PCT 005	0
0135 HOMER PCT 006	0
0136 HOMER PCT 007	0
0137 HOMER PCT 008	0
0138 HOMER PCT 009	0
0139 HOMER PCT 010	0
0140 HOMER PCT 011	1
0141 HOMER PCT 012	0
0142 HOMER PCT 013	0
0143 HOMER PCT 014	0
0144 HOMER PCT 015	0
0145 HOMER PCT 016	2
0146 HOMER PCT 017	2
0147 HOMER PCT 018	0
0148 HOMER PCT 019	0
0149 HOMER PCT 020	0
0150 HOMER PCT 021	0
0151 HOMER PCT 022	1
0152 HOMER PCT 023	0
0153 HOMER PCT 024	0
0154 HOMER PCT 025	0
0155 HOMER PCT 026	0
0156 HOMER PCT 027	0
0157 HOMER PCT 028	0
0226 LOCKPORT PCT 001	0
0227 LOCKPORT PCT 002	3
0228 LOCKPORT PCT 003	2
0229 LOCKPORT PCT 004	1
0230 LOCKPORT PCT 005	0
0231 LOCKPORT PCT 006	0
0232 LOCKPORT PCT 007	0
0233 LOCKPORT PCT 008	1
0234 LOCKPORT PCT 009	0
0235 LOCKPORT PCT 010	1
0236 LOCKPORT PCT 011	0
0237 LOCKPORT PCT 012	0
0238 LOCKPORT PCT 013	0
0239 LOCKPORT PCT 014	2
0240 LOCKPORT PCT 015	0
0241 LOCKPORT PCT 016	0
0242 LOCKPORT PCT 017	0
0243 LOCKPORT PCT 018	0
0244 LOCKPORT PCT 019	1
0245 LOCKPORT PCT 020	1
0246 LOCKPORT PCT 021	0
0247 LOCKPORT PCT 022	0
0248 LOCKPORT PCT 023	1
0249 LOCKPORT PCT 024	0
0250 LOCKPORT PCT 025	0
0251 LOCKPORT PCT 026	0

VOTES PERCENT

STATE CENTRAL COMMITTEEMAN 13TH CONGRESSIONAL DISTRICT

Vote for 1

01 = Steve Alesch

79 100.00

(CONTINUED FROM PREVIOUS PAGE)

-----  
 01  
 -----

0252 LOCKPORT PCT 027	0
0253 LOCKPORT PCT 028	0
0254 LOCKPORT PCT 029	2
0255 LOCKPORT PCT 030	1
0256 LOCKPORT PCT 031	0
0257 LOCKPORT PCT 032	0
0258 LOCKPORT PCT 033	1
0259 LOCKPORT PCT 034	0
0260 LOCKPORT PCT 035	0
0261 LOCKPORT PCT 036	1
0262 LOCKPORT PCT 037	0
0313 PLAINFIELD PCT 001	0
0314 PLAINFIELD PCT 002	0
0315 PLAINFIELD PCT 003	0
0316 PLAINFIELD PCT 004	2
0322 PLAINFIELD PCT 010	0
0325 PLAINFIELD PCT 013	0
0328 PLAINFIELD PCT 016	0
0329 PLAINFIELD PCT 017	0
0330 PLAINFIELD PCT 018	1
0337 PLAINFIELD PCT 025	0
0340 PLAINFIELD PCT 028	0
0341 PLAINFIELD PCT 029	2
0342 PLAINFIELD PCT 030	0
0347 PLAINFIELD PCT 035	1
0348 PLAINFIELD PCT 036	1
0349 PLAINFIELD PCT 037	2
0350 PLAINFIELD PCT 038	0
0354 PLAINFIELD PCT 042	1
0355 PLAINFIELD PCT 043	2
0400 WHEATLAND PCT 001	0
0401 WHEATLAND PCT 002	1
0402 WHEATLAND PCT 003	1
0403 WHEATLAND PCT 004	0
0404 WHEATLAND PCT 005	0
0405 WHEATLAND PCT 006	0
0406 WHEATLAND PCT 007	0
0407 WHEATLAND PCT 008	0
0408 WHEATLAND PCT 009	0
0409 WHEATLAND PCT 010	2
0410 WHEATLAND PCT 011	0
0411 WHEATLAND PCT 012	0
0412 WHEATLAND PCT 013	0
0413 WHEATLAND PCT 014	1
0414 WHEATLAND PCT 015	0
0415 WHEATLAND PCT 016	3
0416 WHEATLAND PCT 017	2
0417 WHEATLAND PCT 018	1
0418 WHEATLAND PCT 019	1
0419 WHEATLAND PCT 020	0
0420 WHEATLAND PCT 021	0
0421 WHEATLAND PCT 022	0
0422 WHEATLAND PCT 023	1
0423 WHEATLAND PCT 024	1
0424 WHEATLAND PCT 025	0

	VOTES	PERCENT
STATE CENTRAL COMMITTEEMAN 13TH CONGRESSIONAL DISTRICT		
Vote for 1		
01 = Steve Alesch	79	100.00

(CONTINUED FROM PREVIOUS PAGE) 01

0425 WHEATLAND PCT 026	0
0426 WHEATLAND PCT 027	0
0427 WHEATLAND PCT 028	1
0428 WHEATLAND PCT 029	0
0429 WHEATLAND PCT 030	0
0430 WHEATLAND PCT 031	0
0431 WHEATLAND PCT 032	0
0432 WHEATLAND PCT 033	0
0433 WHEATLAND PCT 034	0
0434 WHEATLAND PCT 035	0
0435 WHEATLAND PCT 036	0
0436 WHEATLAND PCT 037	0
0437 WHEATLAND PCT 038	0
0438 WHEATLAND PCT 039	0
0439 WHEATLAND PCT 040	0

---



**Nancy Schultz Voots**

**W I L L C O U N T Y C L E R K**



**Green Party**

# **LEGISLATIVE SUMMARY**

**(19<sup>th</sup>, 40<sup>th</sup> & 43<sup>rd</sup> DISTRICTS)**

**THERE WAS NO ELECTION FOR THE  
24<sup>th</sup>, 38<sup>th</sup>, 41<sup>st</sup>, 42<sup>nd</sup> & 48<sup>th</sup> DISTRICTS**

STATE SENATOR 19TH LEGISLATIVE DISTRICT

VOTES PERCENT

Vote for 1

01 = NO CANDIDATE FILED

0

-----

01

-----

0093 FRANKFORT PCT 009	0
0095 FRANKFORT PCT 011	0
0099 FRANKFORT PCT 015	0
0101 FRANKFORT PCT 017	0
0104 FRANKFORT PCT 020	0
0105 FRANKFORT PCT 021	0
0113 FRANKFORT PCT 029	0
0115 FRANKFORT PCT 031	0
0120 FRANKFORT PCT 036	0
0121 FRANKFORT PCT 037	0
0125 FRANKFORT PCT 041	0

Total Green Ballots Cast for  
19<sup>th</sup> Legislative District  
8

VOTES PERCENT

STATE SENATOR 40TH LEGISLATIVE DISTRICT

Vote for 1

01 = NO CANDIDATE FILED

0

-----  
01  
-----

0010 CRETE PCT 001	0
0011 CRETE PCT 002	0
0012 CRETE PCT 003	0
0013 CRETE PCT 004	0
0014 CRETE PCT 005	0
0015 CRETE PCT 006	0
0016 CRETE PCT 007	0
0017 CRETE PCT 008	0
0018 CRETE PCT 009	0
0019 CRETE PCT 010	0
0020 CRETE PCT 011	0
0021 CRETE PCT 012	0
0022 CRETE PCT 013	0
0023 CRETE PCT 014	0
0024 CRETE PCT 015	0
0025 CRETE PCT 016	0
0026 CRETE PCT 017	0
0084 FLORENCE PCT 001	0
0127 GREEN GARDEN PCT 001	0
0128 GREEN GARDEN PCT 002	0
0129 GREEN GARDEN PCT 003	0
0268 MONEE PCT 001	0
0269 MONEE PCT 002	0
0270 MONEE PCT 003	0
0271 MONEE PCT 004	0
0272 MONEE PCT 005	0
0273 MONEE PCT 006	0
0274 MONEE PCT 007	0
0275 MONEE PCT 008	0
0276 MONEE PCT 009	0
0277 MONEE PCT 010	0
0278 MONEE PCT 011	0
0279 MONEE PCT 012	0
0310 PEOTONE PCT 001	0
0311 PEOTONE PCT 002	0
0312 PEOTONE PCT 003	0
0394 WASHINGTON PCT 001	0
0395 WASHINGTON PCT 002	0
0396 WASHINGTON PCT 003	0
0397 WASHINGTON PCT 004	0
0440 WILL PCT 001	0
0446 WILTON PCT 001	0

Total Green Ballots Cast for  
40<sup>th</sup> Legislative District  
21



VOTES PERCENT

STATE SENATOR 43RD LEGISLATIVE DISTRICT

Vote for 1

01 = NO CANDIDATE FILED

0

-----  
01  
-----

0028 DU PAGE PCT 001	0
0029 DU PAGE PCT 002	0
0030 DU PAGE PCT 003	0
0031 DU PAGE PCT 004	0
0032 DU PAGE PCT 005	0
0033 DU PAGE PCT 006	0
0034 DU PAGE PCT 007	0
0035 DU PAGE PCT 008	0
0036 DU PAGE PCT 009	0
0037 DU PAGE PCT 010	0
0038 DU PAGE PCT 011	0
0039 DU PAGE PCT 012	0
0040 DU PAGE PCT 013	0
0042 DU PAGE PCT 015	0
0043 DU PAGE PCT 016	0
0044 DU PAGE PCT 017	0
0045 DU PAGE PCT 018	0
0046 DU PAGE PCT 019	0
0047 DU PAGE PCT 020	0
0048 DU PAGE PCT 021	0
0049 DU PAGE PCT 022	0
0050 DU PAGE PCT 023	0
0051 DU PAGE PCT 024	0
0052 DU PAGE PCT 025	0
0053 DU PAGE PCT 026	0
0054 DU PAGE PCT 027	0
0055 DU PAGE PCT 028	0
0056 DU PAGE PCT 029	0
0058 DU PAGE PCT 031	0
0059 DU PAGE PCT 032	0
0062 DU PAGE PCT 035	0
0064 DU PAGE PCT 037	0
0065 DU PAGE PCT 038	0
0066 DU PAGE PCT 039	0
0067 DU PAGE PCT 040	0
0068 DU PAGE PCT 041	0
0069 DU PAGE PCT 042	0
0070 DU PAGE PCT 043	0
0071 DU PAGE PCT 044	0
0072 DU PAGE PCT 045	0
0073 DU PAGE PCT 046	0
0075 DU PAGE PCT 048	0
0076 DU PAGE PCT 049	0
0077 DU PAGE PCT 050	0
0078 DU PAGE PCT 051	0
0080 DU PAGE PCT 053	0
0081 DU PAGE PCT 054	0
0082 DU PAGE PCT 055	0
0083 DU PAGE PCT 056	0
0127 GREEN GARDEN PCT 001	0
0158 JACKSON PCT 001	0
0159 JACKSON PCT 002	0
0160 JACKSON PCT 003	0
0161 JACKSON PCT 004	0
0162 JOLIET PCT 001	0

Total Green Ballots Cast for  
43<sup>rd</sup> Legislative District  
102

VOTES PERCENT

STATE SENATOR 43RD LEGISLATIVE DISTRICT

Vote for 1

01 = NO CANDIDATE FILED

0

(CONTINUED FROM PREVIOUS PAGE) 01

0163 JOLIET PCT 002	0
0164 JOLIET PCT 003	0
0165 JOLIET PCT 004	0
0166 JOLIET PCT 005	0
0167 JOLIET PCT 006	0
0168 JOLIET PCT 007	0
0169 JOLIET PCT 008	0
0170 JOLIET PCT 009	0
0171 JOLIET PCT 010	0
0172 JOLIET PCT 011	0
0173 JOLIET PCT 012	0
0174 JOLIET PCT 013	0
0175 JOLIET PCT 014	0
0176 JOLIET PCT 015	0
0177 JOLIET PCT 016	0
0178 JOLIET PCT 017	0
0179 JOLIET PCT 018	0
0180 JOLIET PCT 019	0
0181 JOLIET PCT 020	0
0182 JOLIET PCT 021	0
0183 JOLIET PCT 022	0
0184 JOLIET PCT 023	0
0185 JOLIET PCT 024	0
0186 JOLIET PCT 025	0
0187 JOLIET PCT 026	0
0188 JOLIET PCT 027	0
0189 JOLIET PCT 028	0
0190 JOLIET PCT 029	0
0191 JOLIET PCT 030	0
0192 JOLIET PCT 031	0
0193 JOLIET PCT 032	0
0194 JOLIET PCT 033	0
0195 JOLIET PCT 034	0
0196 JOLIET PCT 035	0
0197 JOLIET PCT 036	0
0198 JOLIET PCT 037	0
0199 JOLIET PCT 038	0
0200 JOLIET PCT 039	0
0201 JOLIET PCT 040	0
0202 JOLIET PCT 041	0
0203 JOLIET PCT 042	0
0204 JOLIET PCT 043	0
0205 JOLIET PCT 044	0
0206 JOLIET PCT 045	0
0207 JOLIET PCT 046	0
0208 JOLIET PCT 047	0
0209 JOLIET PCT 048	0
0210 JOLIET PCT 049	0
0211 JOLIET PCT 050	0
0212 JOLIET PCT 051	0
0213 JOLIET PCT 052	0
0214 JOLIET PCT 053	0
0215 JOLIET PCT 054	0
0216 JOLIET PCT 055	0
0217 JOLIET PCT 056	0

VOTES PERCENT

STATE SENATOR 43RD LEGISLATIVE DISTRICT

Vote for 1

01 = NO CANDIDATE FILED

0

(CONTINUED FROM PREVIOUS PAGE) 01

0218 JOLIET PCT 057	0
0219 JOLIET PCT 058	0
0220 JOLIET PCT 059	0
0221 JOLIET PCT 060	0
0222 JOLIET PCT 061	0
0223 JOLIET PCT 062	0
0224 JOLIET PCT 063	0
0225 JOLIET PCT 064	0
0226 LOCKPORT PCT 001	0
0227 LOCKPORT PCT 002	0
0228 LOCKPORT PCT 003	0
0229 LOCKPORT PCT 004	0
0230 LOCKPORT PCT 005	0
0231 LOCKPORT PCT 006	0
0232 LOCKPORT PCT 007	0
0233 LOCKPORT PCT 008	0
0234 LOCKPORT PCT 009	0
0235 LOCKPORT PCT 010	0
0236 LOCKPORT PCT 011	0
0237 LOCKPORT PCT 012	0
0238 LOCKPORT PCT 013	0
0239 LOCKPORT PCT 014	0
0240 LOCKPORT PCT 015	0
0241 LOCKPORT PCT 016	0
0242 LOCKPORT PCT 017	0
0243 LOCKPORT PCT 018	0
0244 LOCKPORT PCT 019	0
0245 LOCKPORT PCT 020	0
0246 LOCKPORT PCT 021	0
0247 LOCKPORT PCT 022	0
0248 LOCKPORT PCT 023	0
0249 LOCKPORT PCT 024	0
0250 LOCKPORT PCT 025	0
0251 LOCKPORT PCT 026	0
0252 LOCKPORT PCT 027	0
0253 LOCKPORT PCT 028	0
0254 LOCKPORT PCT 029	0
0255 LOCKPORT PCT 030	0
0256 LOCKPORT PCT 031	0
0257 LOCKPORT PCT 032	0
0258 LOCKPORT PCT 033	0
0259 LOCKPORT PCT 034	0
0260 LOCKPORT PCT 035	0
0261 LOCKPORT PCT 036	0
0262 LOCKPORT PCT 037	0
0263 MANHATTAN PCT 001	0
0264 MANHATTAN PCT 002	0
0265 MANHATTAN PCT 003	0
0266 MANHATTAN PCT 004	0
0267 MANHATTAN PCT 005	0
0324 PLAINFIELD PCT 012	0
0338 PLAINFIELD PCT 026	0
0365 TROY PCT 002	0
0366 TROY PCT 003	0
0369 TROY PCT 006	0

STATE SENATOR 43RD LEGISLATIVE DISTRICT

VOTES PERCENT

Vote for 1

01 = NO CANDIDATE FILED

0

(CONTINUED FROM PREVIOUS PAGE) 01

0370 TROY PCT 007	0
0371 TROY PCT 008	0
0372 TROY PCT 009	0
0377 TROY PCT 014	0
0386 TROY PCT 023	0
0392 TROY PCT 029	0
0393 TROY PCT 030	0

---



**Nancy Schultz Voots**

W I L L C O U N T Y C L E R K



**Green Party**

# **REPRESENTATIVE SUMMARY**

**(37<sup>th</sup>, 48<sup>th</sup>, 75<sup>th</sup>, 79<sup>th</sup>, 80<sup>th</sup>, 81<sup>st</sup>, 82<sup>nd</sup>,  
84<sup>th</sup>, 85<sup>th</sup>, 86<sup>th</sup> & 96<sup>th</sup> DISTRICTS)**

REPRESENTATIVE IN THE GENERAL ASSEMBLY  
37TH REPRESENTATIVE DISTRICT

VOTES PERCENT

Vote for 1

01 = NO CANDIDATE FILED

0

-----  
01

0093 FRANKFORT PCT 009	0
0095 FRANKFORT PCT 011	0
0099 FRANKFORT PCT 015	0
0101 FRANKFORT PCT 017	0
0104 FRANKFORT PCT 020	0
0105 FRANKFORT PCT 021	0
0113 FRANKFORT PCT 029	0
0115 FRANKFORT PCT 031	0
0120 FRANKFORT PCT 036	0
0121 FRANKFORT PCT 037	0
0125 FRANKFORT PCT 041	0

Total Green Ballots Cast for  
37<sup>th</sup> Representative District  
8

REPRESENTATIVE IN THE GENERAL ASSEMBLY  
48TH REPRESENTATIVE DISTRICT

VOTES PERCENT

Vote for 1

01 = NO CANDIDATE FILED

0

-----  
01

-----

0041 DU PAGE PCT 014	0
0043 DU PAGE PCT 016	0
0053 DU PAGE PCT 026	0
0057 DU PAGE PCT 030	0
0058 DU PAGE PCT 031	0
0059 DU PAGE PCT 032	0
0060 DU PAGE PCT 033	0
0061 DU PAGE PCT 034	0
0063 DU PAGE PCT 036	0
0074 DU PAGE PCT 047	0
0079 DU PAGE PCT 052	0

Total Green Ballots Cast for  
48<sup>th</sup> Representative District  
2

REPRESENTATIVE IN THE GENERAL ASSEMBLY  
75TH REPRESENTATIVE DISTRICT

VOTES PERCENT

Vote for 1

01 = NO CANDIDATE FILED

0

-----  
01  
-----

0001 CHANNAHON PCT 001	0
0002 CHANNAHON PCT 002	0
0003 CHANNAHON PCT 003	0
0004 CHANNAHON PCT 004	0
0005 CHANNAHON PCT 005	0
0006 CHANNAHON PCT 006	0
0007 CHANNAHON PCT 007	0
0008 CHANNAHON PCT 008	0
0009 CHANNAHON PCT 009	0
0027 CUSTER PCT 001	0
0359 REED PCT 001	0
0360 REED PCT 002	0
0361 REED PCT 003	0
0362 REED PCT 004	0
0363 REED PCT 005	0
0398 WESLEY PCT 001	0
0399 WESLEY PCT 002	0
0441 WILMINGTON PCT 001	0
0442 WILMINGTON PCT 002	0
0443 WILMINGTON PCT 003	0
0444 WILMINGTON PCT 004	0
0445 WILMINGTON PCT 005	0

Total Green Ballots Cast for  
75<sup>th</sup> Representative District  
18



VOTES PERCENT

REPRESENTATIVE IN THE GENERAL ASSEMBLY  
79TH REPRESENTATIVE DISTRICT

Vote for 1

01 = George Ochsenfeld

16 100.00

-----  
01  
-----

0084 FLORENCE PCT 001	0
0127 GREEN GARDEN PCT 001	0
0128 GREEN GARDEN PCT 002	1
0129 GREEN GARDEN PCT 003	0
0268 MONEE PCT 001	0
0269 MONEE PCT 002	1
0270 MONEE PCT 003	0
0271 MONEE PCT 004	1
0272 MONEE PCT 005	2
0273 MONEE PCT 006	0
0274 MONEE PCT 007	0
0275 MONEE PCT 008	0
0276 MONEE PCT 009	3
0277 MONEE PCT 010	0
0278 MONEE PCT 011	0
0279 MONEE PCT 012	0
0310 PEOTONE PCT 001	0
0311 PEOTONE PCT 002	2
0312 PEOTONE PCT 003	2
0394 WASHINGTON PCT 001	0
0395 WASHINGTON PCT 002	0
0396 WASHINGTON PCT 003	1
0440 WILL PCT 001	3
0446 WILTON PCT 001	0

Total Green Ballots Cast for  
79<sup>th</sup> Representative District  
16

REPRESENTATIVE IN THE GENERAL ASSEMBLY  
80TH REPRESENTATIVE DISTRICT

VOTES PERCENT

Vote for 1

01 = NO CANDIDATE FILED

0

-----  
01  
-----

0010 CRETE PCT 001	0
0011 CRETE PCT 002	0
0012 CRETE PCT 003	0
0013 CRETE PCT 004	0
0014 CRETE PCT 005	0
0015 CRETE PCT 006	0
0016 CRETE PCT 007	0
0017 CRETE PCT 008	0
0018 CRETE PCT 009	0
0019 CRETE PCT 010	0
0020 CRETE PCT 011	0
0021 CRETE PCT 012	0
0022 CRETE PCT 013	0
0023 CRETE PCT 014	0
0024 CRETE PCT 015	0
0025 CRETE PCT 016	0
0026 CRETE PCT 017	0
0394 WASHINGTON PCT 001	0
0396 WASHINGTON PCT 003	0
0397 WASHINGTON PCT 004	0

Total Green Ballots Cast for  
80<sup>th</sup> Representative District

5

VOTES PERCENT

REPRESENTATIVE IN THE GENERAL ASSEMBLY  
81ST REPRESENTATIVE DISTRICT

Vote for 1

0

01 = NO CANDIDATE FILED

-----  
01  
-----

0085 FRANKFORT PCT 001	0
0086 FRANKFORT PCT 002	0
0087 FRANKFORT PCT 003	0
0088 FRANKFORT PCT 004	0
0089 FRANKFORT PCT 005	0
0090 FRANKFORT PCT 006	0
0091 FRANKFORT PCT 007	0
0092 FRANKFORT PCT 008	0
0094 FRANKFORT PCT 010	0
0096 FRANKFORT PCT 012	0
0097 FRANKFORT PCT 013	0
0098 FRANKFORT PCT 014	0
0100 FRANKFORT PCT 016	0
0102 FRANKFORT PCT 018	0
0103 FRANKFORT PCT 019	0
0106 FRANKFORT PCT 022	0
0107 FRANKFORT PCT 023	0
0108 FRANKFORT PCT 024	0
0109 FRANKFORT PCT 025	0
0110 FRANKFORT PCT 026	0
0111 FRANKFORT PCT 027	0
0112 FRANKFORT PCT 028	0
0113 FRANKFORT PCT 029	0
0114 FRANKFORT PCT 030	0
0116 FRANKFORT PCT 032	0
0117 FRANKFORT PCT 033	0
0118 FRANKFORT PCT 034	0
0119 FRANKFORT PCT 035	0
0122 FRANKFORT PCT 038	0
0123 FRANKFORT PCT 039	0
0124 FRANKFORT PCT 040	0
0126 FRANKFORT PCT 042	0
0130 HOMER PCT 001	0
0131 HOMER PCT 002	0
0132 HOMER PCT 003	0
0133 HOMER PCT 004	0
0134 HOMER PCT 005	0
0135 HOMER PCT 006	0
0136 HOMER PCT 007	0
0137 HOMER PCT 008	0
0138 HOMER PCT 009	0
0139 HOMER PCT 010	0
0140 HOMER PCT 011	0
0141 HOMER PCT 012	0
0142 HOMER PCT 013	0
0143 HOMER PCT 014	0
0144 HOMER PCT 015	0
0145 HOMER PCT 016	0
0146 HOMER PCT 017	0
0147 HOMER PCT 018	0
0148 HOMER PCT 019	0
0149 HOMER PCT 020	0
0150 HOMER PCT 021	0
0151 HOMER PCT 022	0

Total Green Ballots Cast for  
81<sup>st</sup> Representative District  
54

VOTES PERCENT

REPRESENTATIVE IN THE GENERAL ASSEMBLY  
 81ST REPRESENTATIVE DISTRICT

Vote for 1

01 = NO CANDIDATE FILED

0

(CONTINUED FROM PREVIOUS PAGE)

01

0152 HOMER PCT 023	0
0153 HOMER PCT 024	0
0154 HOMER PCT 025	0
0155 HOMER PCT 026	0
0156 HOMER PCT 027	0
0157 HOMER PCT 028	0
0280 NEW LENOX PCT 001	0
0281 NEW LENOX PCT 002	0
0282 NEW LENOX PCT 003	0
0283 NEW LENOX PCT 004	0
0284 NEW LENOX PCT 005	0
0285 NEW LENOX PCT 006	0
0286 NEW LENOX PCT 007	0
0287 NEW LENOX PCT 008	0
0288 NEW LENOX PCT 009	0
0289 NEW LENOX PCT 010	0
0290 NEW LENOX PCT 011	0
0291 NEW LENOX PCT 012	0
0292 NEW LENOX PCT 013	0
0293 NEW LENOX PCT 014	0
0294 NEW LENOX PCT 015	0
0295 NEW LENOX PCT 016	0
0296 NEW LENOX PCT 017	0
0297 NEW LENOX PCT 018	0
0298 NEW LENOX PCT 019	0
0299 NEW LENOX PCT 020	0
0300 NEW LENOX PCT 021	0
0301 NEW LENOX PCT 022	0
0302 NEW LENOX PCT 023	0
0303 NEW LENOX PCT 024	0
0304 NEW LENOX PCT 025	0
0305 NEW LENOX PCT 026	0
0306 NEW LENOX PCT 027	0
0307 NEW LENOX PCT 028	0
0308 NEW LENOX PCT 029	0
0309 NEW LENOX PCT 030	0

---

REPRESENTATIVE IN THE GENERAL ASSEMBLY  
82ND REPRESENTATIVE DISTRICT

VOTES PERCENT

Vote for 1

01 = NO CANDIDATE FILED

0

-----  
01

0132 HOMER PCT 003

0

0142 HOMER PCT 013

0

0148 HOMER PCT 019

0

Total Green Ballots Cast for  
82<sup>nd</sup> Representative District

0



VOTES PERCENT

REPRESENTATIVE IN THE GENERAL ASSEMBLY  
84TH REPRESENTATIVE DISTRICT

Vote for 1

01 = NO CANDIDATE FILED

0

-----  
01  
-----

0237 LOCKPORT PCT 012	0
0313 PLAINFIELD PCT 001	0
0314 PLAINFIELD PCT 002	0
0315 PLAINFIELD PCT 003	0
0316 PLAINFIELD PCT 004	0
0317 PLAINFIELD PCT 005	0
0318 PLAINFIELD PCT 006	0
0319 PLAINFIELD PCT 007	0
0320 PLAINFIELD PCT 008	0
0321 PLAINFIELD PCT 009	0
0322 PLAINFIELD PCT 010	0
0323 PLAINFIELD PCT 011	0
0325 PLAINFIELD PCT 013	0
0326 PLAINFIELD PCT 014	0
0327 PLAINFIELD PCT 015	0
0328 PLAINFIELD PCT 016	0
0329 PLAINFIELD PCT 017	0
0330 PLAINFIELD PCT 018	0
0331 PLAINFIELD PCT 019	0
0332 PLAINFIELD PCT 020	0
0333 PLAINFIELD PCT 021	0
0334 PLAINFIELD PCT 022	0
0335 PLAINFIELD PCT 023	0
0336 PLAINFIELD PCT 024	0
0337 PLAINFIELD PCT 025	0
0338 PLAINFIELD PCT 026	0
0339 PLAINFIELD PCT 027	0
0340 PLAINFIELD PCT 028	0
0341 PLAINFIELD PCT 029	0
0342 PLAINFIELD PCT 030	0
0343 PLAINFIELD PCT 031	0
0344 PLAINFIELD PCT 032	0
0345 PLAINFIELD PCT 033	0
0346 PLAINFIELD PCT 034	0
0347 PLAINFIELD PCT 035	0
0348 PLAINFIELD PCT 036	0
0349 PLAINFIELD PCT 037	0
0350 PLAINFIELD PCT 038	0
0351 PLAINFIELD PCT 039	0
0352 PLAINFIELD PCT 040	0
0353 PLAINFIELD PCT 041	0
0354 PLAINFIELD PCT 042	0
0355 PLAINFIELD PCT 043	0
0356 PLAINFIELD PCT 044	0
0357 PLAINFIELD PCT 045	0
0358 PLAINFIELD PCT 046	0
0364 TROY PCT 001	0
0367 TROY PCT 004	0
0368 TROY PCT 005	0
0372 TROY PCT 009	0
0373 TROY PCT 010	0
0374 TROY PCT 011	0
0375 TROY PCT 012	0
0376 TROY PCT 013	0

Total Green Ballots Cast for  
84<sup>th</sup> Representative District  
38

**For City of Aurora details  
refer to that section of this book.**

VOTES PERCENT

REPRESENTATIVE IN THE GENERAL ASSEMBLY  
84TH REPRESENTATIVE DISTRICT

Vote for 1

01 = NO CANDIDATE FILED

0

(CONTINUED FROM PREVIOUS PAGE)

01

0378 TROY PCT 015	0
0379 TROY PCT 016	0
0380 TROY PCT 017	0
0381 TROY PCT 018	0
0382 TROY PCT 019	0
0383 TROY PCT 020	0
0384 TROY PCT 021	0
0385 TROY PCT 022	0
0387 TROY PCT 024	0
0388 TROY PCT 025	0
0389 TROY PCT 026	0
0390 TROY PCT 027	0
0391 TROY PCT 028	0
0400 WHEATLAND PCT 001	0
0407 WHEATLAND PCT 008	0
0412 WHEATLAND PCT 013	0
0416 WHEATLAND PCT 017	0
0417 WHEATLAND PCT 018	0
0418 WHEATLAND PCT 019	0
0423 WHEATLAND PCT 024	0
0424 WHEATLAND PCT 025	0
0425 WHEATLAND PCT 026	0
0426 WHEATLAND PCT 027	0
0427 WHEATLAND PCT 028	0
0430 WHEATLAND PCT 031	0
0431 WHEATLAND PCT 032	0
0432 WHEATLAND PCT 033	0
0433 WHEATLAND PCT 034	0
0434 WHEATLAND PCT 035	0
0435 WHEATLAND PCT 036	0
0436 WHEATLAND PCT 037	0
0437 WHEATLAND PCT 038	0
0438 WHEATLAND PCT 039	0

VOTES PERCENT

REPRESENTATIVE IN THE GENERAL ASSEMBLY  
85TH REPRESENTATIVE DISTRICT

Vote for 1

01 = NO CANDIDATE FILED

0

-----  
01  
-----

0028 DU PAGE PCT 001	0
0029 DU PAGE PCT 002	0
0030 DU PAGE PCT 003	0
0031 DU PAGE PCT 004	0
0032 DU PAGE PCT 005	0
0033 DU PAGE PCT 006	0
0034 DU PAGE PCT 007	0
0035 DU PAGE PCT 008	0
0036 DU PAGE PCT 009	0
0037 DU PAGE PCT 010	0
0038 DU PAGE PCT 011	0
0039 DU PAGE PCT 012	0
0040 DU PAGE PCT 013	0
0042 DU PAGE PCT 015	0
0043 DU PAGE PCT 016	0
0044 DU PAGE PCT 017	0
0045 DU PAGE PCT 018	0
0046 DU PAGE PCT 019	0
0047 DU PAGE PCT 020	0
0048 DU PAGE PCT 021	0
0049 DU PAGE PCT 022	0
0050 DU PAGE PCT 023	0
0051 DU PAGE PCT 024	0
0052 DU PAGE PCT 025	0
0053 DU PAGE PCT 026	0
0054 DU PAGE PCT 027	0
0055 DU PAGE PCT 028	0
0056 DU PAGE PCT 029	0
0058 DU PAGE PCT 031	0
0059 DU PAGE PCT 032	0
0062 DU PAGE PCT 035	0
0064 DU PAGE PCT 037	0
0065 DU PAGE PCT 038	0
0066 DU PAGE PCT 039	0
0067 DU PAGE PCT 040	0
0068 DU PAGE PCT 041	0
0069 DU PAGE PCT 042	0
0070 DU PAGE PCT 043	0
0071 DU PAGE PCT 044	0
0072 DU PAGE PCT 045	0
0073 DU PAGE PCT 046	0
0075 DU PAGE PCT 048	0
0076 DU PAGE PCT 049	0
0077 DU PAGE PCT 050	0
0078 DU PAGE PCT 051	0
0080 DU PAGE PCT 053	0
0081 DU PAGE PCT 054	0
0082 DU PAGE PCT 055	0
0083 DU PAGE PCT 056	0
0226 LOCKPORT PCT 001	0
0227 LOCKPORT PCT 002	0
0228 LOCKPORT PCT 003	0
0229 LOCKPORT PCT 004	0
0230 LOCKPORT PCT 005	0

Total Green Ballots Cast for  
85<sup>th</sup> Representative District  
44



VOTES PERCENT

REPRESENTATIVE IN THE GENERAL ASSEMBLY  
 85TH REPRESENTATIVE DISTRICT

Vote for 1

01 = NO CANDIDATE FILED

0

(CONTINUED FROM PREVIOUS PAGE)

01

0231 LOCKPORT PCT 006	0
0232 LOCKPORT PCT 007	0
0233 LOCKPORT PCT 008	0
0234 LOCKPORT PCT 009	0
0235 LOCKPORT PCT 010	0
0236 LOCKPORT PCT 011	0
0237 LOCKPORT PCT 012	0
0238 LOCKPORT PCT 013	0
0239 LOCKPORT PCT 014	0
0240 LOCKPORT PCT 015	0
0241 LOCKPORT PCT 016	0
0242 LOCKPORT PCT 017	0
0243 LOCKPORT PCT 018	0
0244 LOCKPORT PCT 019	0
0245 LOCKPORT PCT 020	0
0246 LOCKPORT PCT 021	0
0247 LOCKPORT PCT 022	0
0248 LOCKPORT PCT 023	0
0249 LOCKPORT PCT 024	0
0250 LOCKPORT PCT 025	0
0251 LOCKPORT PCT 026	0
0252 LOCKPORT PCT 027	0
0253 LOCKPORT PCT 028	0
0254 LOCKPORT PCT 029	0
0255 LOCKPORT PCT 030	0
0256 LOCKPORT PCT 031	0
0257 LOCKPORT PCT 032	0
0258 LOCKPORT PCT 033	0
0259 LOCKPORT PCT 034	0
0260 LOCKPORT PCT 035	0
0261 LOCKPORT PCT 036	0
0262 LOCKPORT PCT 037	0
0324 PLAINFIELD PCT 012	0
0338 PLAINFIELD PCT 026	0

VOTES PERCENT

REPRESENTATIVE IN THE GENERAL ASSEMBLY  
86TH REPRESENTATIVE DISTRICT

Vote for 1

0

01 = NO CANDIDATE FILED

-----  
01  
-----

0127 GREEN GARDEN PCT 001	0
0158 JACKSON PCT 001	0
0159 JACKSON PCT 002	0
0160 JACKSON PCT 003	0
0161 JACKSON PCT 004	0
0162 JOLIET PCT 001	0
0163 JOLIET PCT 002	0
0164 JOLIET PCT 003	0
0165 JOLIET PCT 004	0
0166 JOLIET PCT 005	0
0167 JOLIET PCT 006	0
0168 JOLIET PCT 007	0
0169 JOLIET PCT 008	0
0170 JOLIET PCT 009	0
0171 JOLIET PCT 010	0
0172 JOLIET PCT 011	0
0173 JOLIET PCT 012	0
0174 JOLIET PCT 013	0
0175 JOLIET PCT 014	0
0176 JOLIET PCT 015	0
0177 JOLIET PCT 016	0
0178 JOLIET PCT 017	0
0179 JOLIET PCT 018	0
0180 JOLIET PCT 019	0
0181 JOLIET PCT 020	0
0182 JOLIET PCT 021	0
0183 JOLIET PCT 022	0
0184 JOLIET PCT 023	0
0185 JOLIET PCT 024	0
0186 JOLIET PCT 025	0
0187 JOLIET PCT 026	0
0188 JOLIET PCT 027	0
0189 JOLIET PCT 028	0
0190 JOLIET PCT 029	0
0191 JOLIET PCT 030	0
0192 JOLIET PCT 031	0
0193 JOLIET PCT 032	0
0194 JOLIET PCT 033	0
0195 JOLIET PCT 034	0
0196 JOLIET PCT 035	0
0197 JOLIET PCT 036	0
0198 JOLIET PCT 037	0
0199 JOLIET PCT 038	0
0200 JOLIET PCT 039	0
0201 JOLIET PCT 040	0
0202 JOLIET PCT 041	0
0203 JOLIET PCT 042	0
0204 JOLIET PCT 043	0
0205 JOLIET PCT 044	0
0206 JOLIET PCT 045	0
0207 JOLIET PCT 046	0
0208 JOLIET PCT 047	0
0209 JOLIET PCT 048	0
0210 JOLIET PCT 049	0

Total Green Ballots Cast for  
86<sup>th</sup> Representative District  
58

VOTES PERCENT

REPRESENTATIVE IN THE GENERAL ASSEMBLY  
86TH REPRESENTATIVE DISTRICT

Vote for 1

01 = NO CANDIDATE FILED

0

(CONTINUED FROM PREVIOUS PAGE)

01

0211 JOLIET PCT 050	0
0212 JOLIET PCT 051	0
0213 JOLIET PCT 052	0
0214 JOLIET PCT 053	0
0215 JOLIET PCT 054	0
0216 JOLIET PCT 055	0
0217 JOLIET PCT 056	0
0218 JOLIET PCT 057	0
0219 JOLIET PCT 058	0
0220 JOLIET PCT 059	0
0221 JOLIET PCT 060	0
0222 JOLIET PCT 061	0
0223 JOLIET PCT 062	0
0224 JOLIET PCT 063	0
0225 JOLIET PCT 064	0
0263 MANHATTAN PCT 001	0
0264 MANHATTAN PCT 002	0
0265 MANHATTAN PCT 003	0
0266 MANHATTAN PCT 004	0
0267 MANHATTAN PCT 005	0
0365 TROY PCT 002	0
0366 TROY PCT 003	0
0369 TROY PCT 006	0
0370 TROY PCT 007	0
0371 TROY PCT 008	0
0372 TROY PCT 009	0
0377 TROY PCT 014	0
0386 TROY PCT 023	0
0392 TROY PCT 029	0
0393 TROY PCT 030	0

REPRESENTATIVE IN THE GENERAL ASSEMBLY  
96TH REPRESENTATIVE DISTRICT

VOTES PERCENT

Vote for 1

01 = NO CANDIDATE FILED

0

-----  
01

-----

0401 WHEATLAND PCT 002	0
0402 WHEATLAND PCT 003	0
0403 WHEATLAND PCT 004	0
0404 WHEATLAND PCT 005	0
0405 WHEATLAND PCT 006	0
0406 WHEATLAND PCT 007	0
0408 WHEATLAND PCT 009	0
0409 WHEATLAND PCT 010	0
0410 WHEATLAND PCT 011	0
0411 WHEATLAND PCT 012	0
0412 WHEATLAND PCT 013	0
0413 WHEATLAND PCT 014	0
0414 WHEATLAND PCT 015	0
0415 WHEATLAND PCT 016	0
0419 WHEATLAND PCT 020	0
0420 WHEATLAND PCT 021	0
0421 WHEATLAND PCT 022	0
0422 WHEATLAND PCT 023	0
0428 WHEATLAND PCT 029	0
0429 WHEATLAND PCT 030	0
0439 WHEATLAND PCT 040	0

Total Green Ballots Cast for  
96<sup>th</sup> Representative District  
9



**Nancy Schultz Voots**

**W I L L C O U N T Y C L E R K**



**Green Party**

# **COUNTY OFFICES SUMMARY**

**COUNTY CLERK  
COUNTY TREASURER  
COUNTY SHERIFF**

VOTES PERCENT

COUNTY CLERK

Vote for 1

01 = NO CANDIDATE FILED

0

-----  
01  
-----

0001 CHANNAHON PCT 001	0
0002 CHANNAHON PCT 002	0
0003 CHANNAHON PCT 003	0
0004 CHANNAHON PCT 004	0
0005 CHANNAHON PCT 005	0
0006 CHANNAHON PCT 006	0
0007 CHANNAHON PCT 007	0
0008 CHANNAHON PCT 008	0
0009 CHANNAHON PCT 009	0
0010 CRETE PCT 001	0
0011 CRETE PCT 002	0
0012 CRETE PCT 003	0
0013 CRETE PCT 004	0
0014 CRETE PCT 005	0
0015 CRETE PCT 006	0
0016 CRETE PCT 007	0
0017 CRETE PCT 008	0
0018 CRETE PCT 009	0
0019 CRETE PCT 010	0
0020 CRETE PCT 011	0
0021 CRETE PCT 012	0
0022 CRETE PCT 013	0
0023 CRETE PCT 014	0
0024 CRETE PCT 015	0
0025 CRETE PCT 016	0
0026 CRETE PCT 017	0
0027 CUSTER PCT 001	0
0028 DU PAGE PCT 001	0
0029 DU PAGE PCT 002	0
0030 DU PAGE PCT 003	0
0031 DU PAGE PCT 004	0
0032 DU PAGE PCT 005	0
0033 DU PAGE PCT 006	0
0034 DU PAGE PCT 007	0
0035 DU PAGE PCT 008	0
0036 DU PAGE PCT 009	0
0037 DU PAGE PCT 010	0
0038 DU PAGE PCT 011	0
0039 DU PAGE PCT 012	0
0040 DU PAGE PCT 013	0
0041 DU PAGE PCT 014	0
0042 DU PAGE PCT 015	0
0043 DU PAGE PCT 016	0
0044 DU PAGE PCT 017	0
0045 DU PAGE PCT 018	0
0046 DU PAGE PCT 019	0
0047 DU PAGE PCT 020	0
0048 DU PAGE PCT 021	0
0049 DU PAGE PCT 022	0
0050 DU PAGE PCT 023	0
0051 DU PAGE PCT 024	0
0052 DU PAGE PCT 025	0
0053 DU PAGE PCT 026	0
0054 DU PAGE PCT 027	0
0055 DU PAGE PCT 028	0

**For City of Aurora details  
refer to that section of this book.**

VOTES PERCENT

COUNTY CLERK

Vote for 1

01 = NO CANDIDATE FILED

0

(CONTINUED FROM PREVIOUS PAGE)

01

0056 DU PAGE PCT 029	0
0057 DU PAGE PCT 030	0
0058 DU PAGE PCT 031	0
0059 DU PAGE PCT 032	0
0060 DU PAGE PCT 033	0
0061 DU PAGE PCT 034	0
0062 DU PAGE PCT 035	0
0063 DU PAGE PCT 036	0
0064 DU PAGE PCT 037	0
0065 DU PAGE PCT 038	0
0066 DU PAGE PCT 039	0
0067 DU PAGE PCT 040	0
0068 DU PAGE PCT 041	0
0069 DU PAGE PCT 042	0
0070 DU PAGE PCT 043	0
0071 DU PAGE PCT 044	0
0072 DU PAGE PCT 045	0
0073 DU PAGE PCT 046	0
0074 DU PAGE PCT 047	0
0075 DU PAGE PCT 048	0
0076 DU PAGE PCT 049	0
0077 DU PAGE PCT 050	0
0078 DU PAGE PCT 051	0
0079 DU PAGE PCT 052	0
0080 DU PAGE PCT 053	0
0081 DU PAGE PCT 054	0
0082 DU PAGE PCT 055	0
0083 DU PAGE PCT 056	0
0084 FLORENCE PCT 001	0
0085 FRANKFORT PCT 001	0
0086 FRANKFORT PCT 002	0
0087 FRANKFORT PCT 003	0
0088 FRANKFORT PCT 004	0
0089 FRANKFORT PCT 005	0
0090 FRANKFORT PCT 006	0
0091 FRANKFORT PCT 007	0
0092 FRANKFORT PCT 008	0
0093 FRANKFORT PCT 009	0
0094 FRANKFORT PCT 010	0
0095 FRANKFORT PCT 011	0
0096 FRANKFORT PCT 012	0
0097 FRANKFORT PCT 013	0
0098 FRANKFORT PCT 014	0
0099 FRANKFORT PCT 015	0
0100 FRANKFORT PCT 016	0
0101 FRANKFORT PCT 017	0
0102 FRANKFORT PCT 018	0
0103 FRANKFORT PCT 019	0
0104 FRANKFORT PCT 020	0
0105 FRANKFORT PCT 021	0
0106 FRANKFORT PCT 022	0
0107 FRANKFORT PCT 023	0
0108 FRANKFORT PCT 024	0
0109 FRANKFORT PCT 025	0
0110 FRANKFORT PCT 026	0

VOTES PERCENT

COUNTY CLERK

Vote for 1

01 = NO CANDIDATE FILED

0

(CONTINUED FROM PREVIOUS PAGE)

01

0111 FRANKFORT PCT 027	0
0112 FRANKFORT PCT 028	0
0113 FRANKFORT PCT 029	0
0114 FRANKFORT PCT 030	0
0115 FRANKFORT PCT 031	0
0116 FRANKFORT PCT 032	0
0117 FRANKFORT PCT 033	0
0118 FRANKFORT PCT 034	0
0119 FRANKFORT PCT 035	0
0120 FRANKFORT PCT 036	0
0121 FRANKFORT PCT 037	0
0122 FRANKFORT PCT 038	0
0123 FRANKFORT PCT 039	0
0124 FRANKFORT PCT 040	0
0125 FRANKFORT PCT 041	0
0126 FRANKFORT PCT 042	0
0127 GREEN GARDEN PCT 001	0
0128 GREEN GARDEN PCT 002	0
0129 GREEN GARDEN PCT 003	0
0130 HOMER PCT 001	0
0131 HOMER PCT 002	0
0132 HOMER PCT 003	0
0133 HOMER PCT 004	0
0134 HOMER PCT 005	0
0135 HOMER PCT 006	0
0136 HOMER PCT 007	0
0137 HOMER PCT 008	0
0138 HOMER PCT 009	0
0139 HOMER PCT 010	0
0140 HOMER PCT 011	0
0141 HOMER PCT 012	0
0142 HOMER PCT 013	0
0143 HOMER PCT 014	0
0144 HOMER PCT 015	0
0145 HOMER PCT 016	0
0146 HOMER PCT 017	0
0147 HOMER PCT 018	0
0148 HOMER PCT 019	0
0149 HOMER PCT 020	0
0150 HOMER PCT 021	0
0151 HOMER PCT 022	0
0152 HOMER PCT 023	0
0153 HOMER PCT 024	0
0154 HOMER PCT 025	0
0155 HOMER PCT 026	0
0156 HOMER PCT 027	0
0157 HOMER PCT 028	0
0158 JACKSON PCT 001	0
0159 JACKSON PCT 002	0
0160 JACKSON PCT 003	0
0161 JACKSON PCT 004	0
0162 JOLIET PCT 001	0
0163 JOLIET PCT 002	0
0164 JOLIET PCT 003	0
0165 JOLIET PCT 004	0



VOTES PERCENT

COUNTY CLERK

Vote for 1

0

01 = NO CANDIDATE FILED

(CONTINUED FROM PREVIOUS PAGE) 01

0166 JOLIET PCT 005	0
0167 JOLIET PCT 006	0
0168 JOLIET PCT 007	0
0169 JOLIET PCT 008	0
0170 JOLIET PCT 009	0
0171 JOLIET PCT 010	0
0172 JOLIET PCT 011	0
0173 JOLIET PCT 012	0
0174 JOLIET PCT 013	0
0175 JOLIET PCT 014	0
0176 JOLIET PCT 015	0
0177 JOLIET PCT 016	0
0178 JOLIET PCT 017	0
0179 JOLIET PCT 018	0
0180 JOLIET PCT 019	0
0181 JOLIET PCT 020	0
0182 JOLIET PCT 021	0
0183 JOLIET PCT 022	0
0184 JOLIET PCT 023	0
0185 JOLIET PCT 024	0
0186 JOLIET PCT 025	0
0187 JOLIET PCT 026	0
0188 JOLIET PCT 027	0
0189 JOLIET PCT 028	0
0190 JOLIET PCT 029	0
0191 JOLIET PCT 030	0
0192 JOLIET PCT 031	0
0193 JOLIET PCT 032	0
0194 JOLIET PCT 033	0
0195 JOLIET PCT 034	0
0196 JOLIET PCT 035	0
0197 JOLIET PCT 036	0
0198 JOLIET PCT 037	0
0199 JOLIET PCT 038	0
0200 JOLIET PCT 039	0
0201 JOLIET PCT 040	0
0202 JOLIET PCT 041	0
0203 JOLIET PCT 042	0
0204 JOLIET PCT 043	0
0205 JOLIET PCT 044	0
0206 JOLIET PCT 045	0
0207 JOLIET PCT 046	0
0208 JOLIET PCT 047	0
0209 JOLIET PCT 048	0
0210 JOLIET PCT 049	0
0211 JOLIET PCT 050	0
0212 JOLIET PCT 051	0
0213 JOLIET PCT 052	0
0214 JOLIET PCT 053	0
0215 JOLIET PCT 054	0
0216 JOLIET PCT 055	0
0217 JOLIET PCT 056	0
0218 JOLIET PCT 057	0
0219 JOLIET PCT 058	0
0220 JOLIET PCT 059	0

VOTES PERCENT

COUNTY CLERK

Vote for 1

0

01 = NO CANDIDATE FILED

(CONTINUED FROM PREVIOUS PAGE) 01

0221 JOLIET PCT 060	0
0222 JOLIET PCT 061	0
0223 JOLIET PCT 062	0
0224 JOLIET PCT 063	0
0225 JOLIET PCT 064	0
0226 LOCKPORT PCT 001	0
0227 LOCKPORT PCT 002	0
0228 LOCKPORT PCT 003	0
0229 LOCKPORT PCT 004	0
0230 LOCKPORT PCT 005	0
0231 LOCKPORT PCT 006	0
0232 LOCKPORT PCT 007	0
0233 LOCKPORT PCT 008	0
0234 LOCKPORT PCT 009	0
0235 LOCKPORT PCT 010	0
0236 LOCKPORT PCT 011	0
0237 LOCKPORT PCT 012	0
0238 LOCKPORT PCT 013	0
0239 LOCKPORT PCT 014	0
0240 LOCKPORT PCT 015	0
0241 LOCKPORT PCT 016	0
0242 LOCKPORT PCT 017	0
0243 LOCKPORT PCT 018	0
0244 LOCKPORT PCT 019	0
0245 LOCKPORT PCT 020	0
0246 LOCKPORT PCT 021	0
0247 LOCKPORT PCT 022	0
0248 LOCKPORT PCT 023	0
0249 LOCKPORT PCT 024	0
0250 LOCKPORT PCT 025	0
0251 LOCKPORT PCT 026	0
0252 LOCKPORT PCT 027	0
0253 LOCKPORT PCT 028	0
0254 LOCKPORT PCT 029	0
0255 LOCKPORT PCT 030	0
0256 LOCKPORT PCT 031	0
0257 LOCKPORT PCT 032	0
0258 LOCKPORT PCT 033	0
0259 LOCKPORT PCT 034	0
0260 LOCKPORT PCT 035	0
0261 LOCKPORT PCT 036	0
0262 LOCKPORT PCT 037	0
0263 MANHATTAN PCT 001	0
0264 MANHATTAN PCT 002	0
0265 MANHATTAN PCT 003	0
0266 MANHATTAN PCT 004	0
0267 MANHATTAN PCT 005	0
0268 MONEE PCT 001	0
0269 MONEE PCT 002	0
0270 MONEE PCT 003	0
0271 MONEE PCT 004	0
0272 MONEE PCT 005	0
0273 MONEE PCT 006	0
0274 MONEE PCT 007	0
0275 MONEE PCT 008	0

VOTES PERCENT

COUNTY CLERK

Vote for 1

01 = NO CANDIDATE FILED

0

(CONTINUED FROM PREVIOUS PAGE)

01

0276 MONEE PCT 009	0
0277 MONEE PCT 010	0
0278 MONEE PCT 011	0
0279 MONEE PCT 012	0
0280 NEW LENOX PCT 001	0
0281 NEW LENOX PCT 002	0
0282 NEW LENOX PCT 003	0
0283 NEW LENOX PCT 004	0
0284 NEW LENOX PCT 005	0
0285 NEW LENOX PCT 006	0
0286 NEW LENOX PCT 007	0
0287 NEW LENOX PCT 008	0
0288 NEW LENOX PCT 009	0
0289 NEW LENOX PCT 010	0
0290 NEW LENOX PCT 011	0
0291 NEW LENOX PCT 012	0
0292 NEW LENOX PCT 013	0
0293 NEW LENOX PCT 014	0
0294 NEW LENOX PCT 015	0
0295 NEW LENOX PCT 016	0
0296 NEW LENOX PCT 017	0
0297 NEW LENOX PCT 018	0
0298 NEW LENOX PCT 019	0
0299 NEW LENOX PCT 020	0
0300 NEW LENOX PCT 021	0
0301 NEW LENOX PCT 022	0
0302 NEW LENOX PCT 023	0
0303 NEW LENOX PCT 024	0
0304 NEW LENOX PCT 025	0
0305 NEW LENOX PCT 026	0
0306 NEW LENOX PCT 027	0
0307 NEW LENOX PCT 028	0
0308 NEW LENOX PCT 029	0
0309 NEW LENOX PCT 030	0
0310 PEOTONE PCT 001	0
0311 PEOTONE PCT 002	0
0312 PEOTONE PCT 003	0
0313 PLAINFIELD PCT 001	0
0314 PLAINFIELD PCT 002	0
0315 PLAINFIELD PCT 003	0
0316 PLAINFIELD PCT 004	0
0317 PLAINFIELD PCT 005	0
0318 PLAINFIELD PCT 006	0
0319 PLAINFIELD PCT 007	0
0320 PLAINFIELD PCT 008	0
0321 PLAINFIELD PCT 009	0
0322 PLAINFIELD PCT 010	0
0323 PLAINFIELD PCT 011	0
0324 PLAINFIELD PCT 012	0
0325 PLAINFIELD PCT 013	0
0326 PLAINFIELD PCT 014	0
0327 PLAINFIELD PCT 015	0
0328 PLAINFIELD PCT 016	0
0329 PLAINFIELD PCT 017	0
0330 PLAINFIELD PCT 018	0

VOTES PERCENT

COUNTY CLERK

Vote for 1

01 = NO CANDIDATE FILED

0

(CONTINUED FROM PREVIOUS PAGE)

01

0331 PLAINFIELD PCT 019	0
0332 PLAINFIELD PCT 020	0
0333 PLAINFIELD PCT 021	0
0334 PLAINFIELD PCT 022	0
0335 PLAINFIELD PCT 023	0
0336 PLAINFIELD PCT 024	0
0337 PLAINFIELD PCT 025	0
0338 PLAINFIELD PCT 026	0
0339 PLAINFIELD PCT 027	0
0340 PLAINFIELD PCT 028	0
0341 PLAINFIELD PCT 029	0
0342 PLAINFIELD PCT 030	0
0343 PLAINFIELD PCT 031	0
0344 PLAINFIELD PCT 032	0
0345 PLAINFIELD PCT 033	0
0346 PLAINFIELD PCT 034	0
0347 PLAINFIELD PCT 035	0
0348 PLAINFIELD PCT 036	0
0349 PLAINFIELD PCT 037	0
0350 PLAINFIELD PCT 038	0
0351 PLAINFIELD PCT 039	0
0352 PLAINFIELD PCT 040	0
0353 PLAINFIELD PCT 041	0
0354 PLAINFIELD PCT 042	0
0355 PLAINFIELD PCT 043	0
0356 PLAINFIELD PCT 044	0
0357 PLAINFIELD PCT 045	0
0358 PLAINFIELD PCT 046	0
0359 REED PCT 001	0
0360 REED PCT 002	0
0361 REED PCT 003	0
0362 REED PCT 004	0
0363 REED PCT 005	0
0364 TROY PCT 001	0
0365 TROY PCT 002	0
0366 TROY PCT 003	0
0367 TROY PCT 004	0
0368 TROY PCT 005	0
0369 TROY PCT 006	0
0370 TROY PCT 007	0
0371 TROY PCT 008	0
0372 TROY PCT 009	0
0373 TROY PCT 010	0
0374 TROY PCT 011	0
0375 TROY PCT 012	0
0376 TROY PCT 013	0
0377 TROY PCT 014	0
0378 TROY PCT 015	0
0379 TROY PCT 016	0
0380 TROY PCT 017	0
0381 TROY PCT 018	0
0382 TROY PCT 019	0
0383 TROY PCT 020	0
0384 TROY PCT 021	0
0385 TROY PCT 022	0

ABSTRACT OF VOTES

WILL COUNTY, ILLINOIS  
GENERAL PRIMARY ELECTION  
FEBRUARY 2, 2010  
GREEN

OFFICIAL RESULTS

REPORT -EL52

PAGE 0298

VOTES PERCENT

COUNTY CLERK

Vote for 1

01 = NO CANDIDATE FILED

0

(CONTINUED FROM PREVIOUS PAGE)

01

0386 TROY PCT 023	0
0387 TROY PCT 024	0
0388 TROY PCT 025	0
0389 TROY PCT 026	0
0390 TROY PCT 027	0
0391 TROY PCT 028	0
0392 TROY PCT 029	0
0393 TROY PCT 030	0
0394 WASHINGTON PCT 001	0
0395 WASHINGTON PCT 002	0
0396 WASHINGTON PCT 003	0
0397 WASHINGTON PCT 004	0
0398 WESLEY PCT 001	0
0399 WESLEY PCT 002	0
0400 WHEATLAND PCT 001	0
0401 WHEATLAND PCT 002	0
0402 WHEATLAND PCT 003	0
0403 WHEATLAND PCT 004	0
0404 WHEATLAND PCT 005	0
0405 WHEATLAND PCT 006	0
0406 WHEATLAND PCT 007	0
0407 WHEATLAND PCT 008	0
0408 WHEATLAND PCT 009	0
0409 WHEATLAND PCT 010	0
0410 WHEATLAND PCT 011	0
0411 WHEATLAND PCT 012	0
0412 WHEATLAND PCT 013	0
0413 WHEATLAND PCT 014	0
0414 WHEATLAND PCT 015	0
0415 WHEATLAND PCT 016	0
0416 WHEATLAND PCT 017	0
0417 WHEATLAND PCT 018	0
0418 WHEATLAND PCT 019	0
0419 WHEATLAND PCT 020	0
0420 WHEATLAND PCT 021	0
0421 WHEATLAND PCT 022	0
0422 WHEATLAND PCT 023	0
0423 WHEATLAND PCT 024	0
0424 WHEATLAND PCT 025	0
0425 WHEATLAND PCT 026	0
0426 WHEATLAND PCT 027	0
0427 WHEATLAND PCT 028	0
0428 WHEATLAND PCT 029	0
0429 WHEATLAND PCT 030	0
0430 WHEATLAND PCT 031	0
0431 WHEATLAND PCT 032	0
0432 WHEATLAND PCT 033	0
0433 WHEATLAND PCT 034	0
0434 WHEATLAND PCT 035	0
0435 WHEATLAND PCT 036	0
0436 WHEATLAND PCT 037	0
0437 WHEATLAND PCT 038	0
0438 WHEATLAND PCT 039	0
0439 WHEATLAND PCT 040	0
0440 WILL PCT 001	0

VOTES PERCENT

COUNTY CLERK

Vote for 1

01 = NO CANDIDATE FILED

0

(CONTINUED FROM PREVIOUS PAGE)

01

0441 WILMINGTON PCT 001	0
0442 WILMINGTON PCT 002	0
0443 WILMINGTON PCT 003	0
0444 WILMINGTON PCT 004	0
0445 WILMINGTON PCT 005	0
0446 WILTON PCT 001	0

---

VOTES PERCENT

COUNTY TREASURER

Vote for 1

01 = NO CANDIDATE FILED

0

-----  
01  
-----

0001 CHANNAHON PCT 001	0
0002 CHANNAHON PCT 002	0
0003 CHANNAHON PCT 003	0
0004 CHANNAHON PCT 004	0
0005 CHANNAHON PCT 005	0
0006 CHANNAHON PCT 006	0
0007 CHANNAHON PCT 007	0
0008 CHANNAHON PCT 008	0
0009 CHANNAHON PCT 009	0
0010 CRETE PCT 001	0
0011 CRETE PCT 002	0
0012 CRETE PCT 003	0
0013 CRETE PCT 004	0
0014 CRETE PCT 005	0
0015 CRETE PCT 006	0
0016 CRETE PCT 007	0
0017 CRETE PCT 008	0
0018 CRETE PCT 009	0
0019 CRETE PCT 010	0
0020 CRETE PCT 011	0
0021 CRETE PCT 012	0
0022 CRETE PCT 013	0
0023 CRETE PCT 014	0
0024 CRETE PCT 015	0
0025 CRETE PCT 016	0
0026 CRETE PCT 017	0
0027 CUSTER PCT 001	0
0028 DU PAGE PCT 001	0
0029 DU PAGE PCT 002	0
0030 DU PAGE PCT 003	0
0031 DU PAGE PCT 004	0
0032 DU PAGE PCT 005	0
0033 DU PAGE PCT 006	0
0034 DU PAGE PCT 007	0
0035 DU PAGE PCT 008	0
0036 DU PAGE PCT 009	0
0037 DU PAGE PCT 010	0
0038 DU PAGE PCT 011	0
0039 DU PAGE PCT 012	0
0040 DU PAGE PCT 013	0
0041 DU PAGE PCT 014	0
0042 DU PAGE PCT 015	0
0043 DU PAGE PCT 016	0
0044 DU PAGE PCT 017	0
0045 DU PAGE PCT 018	0
0046 DU PAGE PCT 019	0
0047 DU PAGE PCT 020	0
0048 DU PAGE PCT 021	0
0049 DU PAGE PCT 022	0
0050 DU PAGE PCT 023	0
0051 DU PAGE PCT 024	0
0052 DU PAGE PCT 025	0
0053 DU PAGE PCT 026	0
0054 DU PAGE PCT 027	0
0055 DU PAGE PCT 028	0

**For City of Aurora details  
refer to that section of this book.**

VOTES PERCENT

COUNTY TREASURER

Vote for 1

0

01 = NO CANDIDATE FILED

(CONTINUED FROM PREVIOUS PAGE) 01

0056 DU PAGE PCT 029	0
0057 DU PAGE PCT 030	0
0058 DU PAGE PCT 031	0
0059 DU PAGE PCT 032	0
0060 DU PAGE PCT 033	0
0061 DU PAGE PCT 034	0
0062 DU PAGE PCT 035	0
0063 DU PAGE PCT 036	0
0064 DU PAGE PCT 037	0
0065 DU PAGE PCT 038	0
0066 DU PAGE PCT 039	0
0067 DU PAGE PCT 040	0
0068 DU PAGE PCT 041	0
0069 DU PAGE PCT 042	0
0070 DU PAGE PCT 043	0
0071 DU PAGE PCT 044	0
0072 DU PAGE PCT 045	0
0073 DU PAGE PCT 046	0
0074 DU PAGE PCT 047	0
0075 DU PAGE PCT 048	0
0076 DU PAGE PCT 049	0
0077 DU PAGE PCT 050	0
0078 DU PAGE PCT 051	0
0079 DU PAGE PCT 052	0
0080 DU PAGE PCT 053	0
0081 DU PAGE PCT 054	0
0082 DU PAGE PCT 055	0
0083 DU PAGE PCT 056	0
0084 FLORENCE PCT 001	0
0085 FRANKFORT PCT 001	0
0086 FRANKFORT PCT 002	0
0087 FRANKFORT PCT 003	0
0088 FRANKFORT PCT 004	0
0089 FRANKFORT PCT 005	0
0090 FRANKFORT PCT 006	0
0091 FRANKFORT PCT 007	0
0092 FRANKFORT PCT 008	0
0093 FRANKFORT PCT 009	0
0094 FRANKFORT PCT 010	0
0095 FRANKFORT PCT 011	0
0096 FRANKFORT PCT 012	0
0097 FRANKFORT PCT 013	0
0098 FRANKFORT PCT 014	0
0099 FRANKFORT PCT 015	0
0100 FRANKFORT PCT 016	0
0101 FRANKFORT PCT 017	0
0102 FRANKFORT PCT 018	0
0103 FRANKFORT PCT 019	0
0104 FRANKFORT PCT 020	0
0105 FRANKFORT PCT 021	0
0106 FRANKFORT PCT 022	0
0107 FRANKFORT PCT 023	0
0108 FRANKFORT PCT 024	0
0109 FRANKFORT PCT 025	0
0110 FRANKFORT PCT 026	0



VOTES PERCENT

COUNTY TREASURER

Vote for 1

01 = NO CANDIDATE FILED

0

(CONTINUED FROM PREVIOUS PAGE)

-----  
01  
-----

0111 FRANKFORT PCT 027	0
0112 FRANKFORT PCT 028	0
0113 FRANKFORT PCT 029	0
0114 FRANKFORT PCT 030	0
0115 FRANKFORT PCT 031	0
0116 FRANKFORT PCT 032	0
0117 FRANKFORT PCT 033	0
0118 FRANKFORT PCT 034	0
0119 FRANKFORT PCT 035	0
0120 FRANKFORT PCT 036	0
0121 FRANKFORT PCT 037	0
0122 FRANKFORT PCT 038	0
0123 FRANKFORT PCT 039	0
0124 FRANKFORT PCT 040	0
0125 FRANKFORT PCT 041	0
0126 FRANKFORT PCT 042	0
0127 GREEN GARDEN PCT 001	0
0128 GREEN GARDEN PCT 002	0
0129 GREEN GARDEN PCT 003	0
0130 HOMER PCT 001	0
0131 HOMER PCT 002	0
0132 HOMER PCT 003	0
0133 HOMER PCT 004	0
0134 HOMER PCT 005	0
0135 HOMER PCT 006	0
0136 HOMER PCT 007	0
0137 HOMER PCT 008	0
0138 HOMER PCT 009	0
0139 HOMER PCT 010	0
0140 HOMER PCT 011	0
0141 HOMER PCT 012	0
0142 HOMER PCT 013	0
0143 HOMER PCT 014	0
0144 HOMER PCT 015	0
0145 HOMER PCT 016	0
0146 HOMER PCT 017	0
0147 HOMER PCT 018	0
0148 HOMER PCT 019	0
0149 HOMER PCT 020	0
0150 HOMER PCT 021	0
0151 HOMER PCT 022	0
0152 HOMER PCT 023	0
0153 HOMER PCT 024	0
0154 HOMER PCT 025	0
0155 HOMER PCT 026	0
0156 HOMER PCT 027	0
0157 HOMER PCT 028	0
0158 JACKSON PCT 001	0
0159 JACKSON PCT 002	0
0160 JACKSON PCT 003	0
0161 JACKSON PCT 004	0
0162 JOLIET PCT 001	0
0163 JOLIET PCT 002	0
0164 JOLIET PCT 003	0
0165 JOLIET PCT 004	0

ABSTRACT OF VOTES

WILL COUNTY, ILLINOIS  
GENERAL PRIMARY ELECTION  
FEBRUARY 2, 2010  
GREEN

OFFICIAL RESULTS

REPORT-EL52

PAGE 0303

VOTES PERCENT

COUNTY TREASURER

Vote for 1

01 = NO CANDIDATE FILED

0

(CONTINUED FROM PREVIOUS PAGE)

01

0166 JOLIET PCT 005	0
0167 JOLIET PCT 006	0
0168 JOLIET PCT 007	0
0169 JOLIET PCT 008	0
0170 JOLIET PCT 009	0
0171 JOLIET PCT 010	0
0172 JOLIET PCT 011	0
0173 JOLIET PCT 012	0
0174 JOLIET PCT 013	0
0175 JOLIET PCT 014	0
0176 JOLIET PCT 015	0
0177 JOLIET PCT 016	0
0178 JOLIET PCT 017	0
0179 JOLIET PCT 018	0
0180 JOLIET PCT 019	0
0181 JOLIET PCT 020	0
0182 JOLIET PCT 021	0
0183 JOLIET PCT 022	0
0184 JOLIET PCT 023	0
0185 JOLIET PCT 024	0
0186 JOLIET PCT 025	0
0187 JOLIET PCT 026	0
0188 JOLIET PCT 027	0
0189 JOLIET PCT 028	0
0190 JOLIET PCT 029	0
0191 JOLIET PCT 030	0
0192 JOLIET PCT 031	0
0193 JOLIET PCT 032	0
0194 JOLIET PCT 033	0
0195 JOLIET PCT 034	0
0196 JOLIET PCT 035	0
0197 JOLIET PCT 036	0
0198 JOLIET PCT 037	0
0199 JOLIET PCT 038	0
0200 JOLIET PCT 039	0
0201 JOLIET PCT 040	0
0202 JOLIET PCT 041	0
0203 JOLIET PCT 042	0
0204 JOLIET PCT 043	0
0205 JOLIET PCT 044	0
0206 JOLIET PCT 045	0
0207 JOLIET PCT 046	0
0208 JOLIET PCT 047	0
0209 JOLIET PCT 048	0
0210 JOLIET PCT 049	0
0211 JOLIET PCT 050	0
0212 JOLIET PCT 051	0
0213 JOLIET PCT 052	0
0214 JOLIET PCT 053	0
0215 JOLIET PCT 054	0
0216 JOLIET PCT 055	0
0217 JOLIET PCT 056	0
0218 JOLIET PCT 057	0
0219 JOLIET PCT 058	0
0220 JOLIET PCT 059	0

VOTES PERCENT

COUNTY TREASURER

Vote for 1

01 = NO CANDIDATE FILED

0

(CONTINUED FROM PREVIOUS PAGE)

01

0221 JOLIET PCT 060	0
0222 JOLIET PCT 061	0
0223 JOLIET PCT 062	0
0224 JOLIET PCT 063	0
0225 JOLIET PCT 064	0
0226 LOCKPORT PCT 001	0
0227 LOCKPORT PCT 002	0
0228 LOCKPORT PCT 003	0
0229 LOCKPORT PCT 004	0
0230 LOCKPORT PCT 005	0
0231 LOCKPORT PCT 006	0
0232 LOCKPORT PCT 007	0
0233 LOCKPORT PCT 008	0
0234 LOCKPORT PCT 009	0
0235 LOCKPORT PCT 010	0
0236 LOCKPORT PCT 011	0
0237 LOCKPORT PCT 012	0
0238 LOCKPORT PCT 013	0
0239 LOCKPORT PCT 014	0
0240 LOCKPORT PCT 015	0
0241 LOCKPORT PCT 016	0
0242 LOCKPORT PCT 017	0
0243 LOCKPORT PCT 018	0
0244 LOCKPORT PCT 019	0
0245 LOCKPORT PCT 020	0
0246 LOCKPORT PCT 021	0
0247 LOCKPORT PCT 022	0
0248 LOCKPORT PCT 023	0
0249 LOCKPORT PCT 024	0
0250 LOCKPORT PCT 025	0
0251 LOCKPORT PCT 026	0
0252 LOCKPORT PCT 027	0
0253 LOCKPORT PCT 028	0
0254 LOCKPORT PCT 029	0
0255 LOCKPORT PCT 030	0
0256 LOCKPORT PCT 031	0
0257 LOCKPORT PCT 032	0
0258 LOCKPORT PCT 033	0
0259 LOCKPORT PCT 034	0
0260 LOCKPORT PCT 035	0
0261 LOCKPORT PCT 036	0
0262 LOCKPORT PCT 037	0
0263 MANHATTAN PCT 001	0
0264 MANHATTAN PCT 002	0
0265 MANHATTAN PCT 003	0
0266 MANHATTAN PCT 004	0
0267 MANHATTAN PCT 005	0
0268 MONEE PCT 001	0
0269 MONEE PCT 002	0
0270 MONEE PCT 003	0
0271 MONEE PCT 004	0
0272 MONEE PCT 005	0
0273 MONEE PCT 006	0
0274 MONEE PCT 007	0
0275 MONEE PCT 008	0

VOTES PERCENT

COUNTY TREASURER

Vote for 1

01 = NO CANDIDATE FILED

0

(CONTINUED FROM PREVIOUS PAGE)

01

0276 MONEE PCT 009	0
0277 MONEE PCT 010	0
0278 MONEE PCT 011	0
0279 MONEE PCT 012	0
0280 NEW LENOX PCT 001	0
0281 NEW LENOX PCT 002	0
0282 NEW LENOX PCT 003	0
0283 NEW LENOX PCT 004	0
0284 NEW LENOX PCT 005	0
0285 NEW LENOX PCT 006	0
0286 NEW LENOX PCT 007	0
0287 NEW LENOX PCT 008	0
0288 NEW LENOX PCT 009	0
0289 NEW LENOX PCT 010	0
0290 NEW LENOX PCT 011	0
0291 NEW LENOX PCT 012	0
0292 NEW LENOX PCT 013	0
0293 NEW LENOX PCT 014	0
0294 NEW LENOX PCT 015	0
0295 NEW LENOX PCT 016	0
0296 NEW LENOX PCT 017	0
0297 NEW LENOX PCT 018	0
0298 NEW LENOX PCT 019	0
0299 NEW LENOX PCT 020	0
0300 NEW LENOX PCT 021	0
0301 NEW LENOX PCT 022	0
0302 NEW LENOX PCT 023	0
0303 NEW LENOX PCT 024	0
0304 NEW LENOX PCT 025	0
0305 NEW LENOX PCT 026	0
0306 NEW LENOX PCT 027	0
0307 NEW LENOX PCT 028	0
0308 NEW LENOX PCT 029	0
0309 NEW LENOX PCT 030	0
0310 PEOTONE PCT 001	0
0311 PEOTONE PCT 002	0
0312 PEOTONE PCT 003	0
0313 PLAINFIELD PCT 001	0
0314 PLAINFIELD PCT 002	0
0315 PLAINFIELD PCT 003	0
0316 PLAINFIELD PCT 004	0
0317 PLAINFIELD PCT 005	0
0318 PLAINFIELD PCT 006	0
0319 PLAINFIELD PCT 007	0
0320 PLAINFIELD PCT 008	0
0321 PLAINFIELD PCT 009	0
0322 PLAINFIELD PCT 010	0
0323 PLAINFIELD PCT 011	0
0324 PLAINFIELD PCT 012	0
0325 PLAINFIELD PCT 013	0
0326 PLAINFIELD PCT 014	0
0327 PLAINFIELD PCT 015	0
0328 PLAINFIELD PCT 016	0
0329 PLAINFIELD PCT 017	0
0330 PLAINFIELD PCT 018	0

VOTES PERCENT

COUNTY TREASURER

Vote for 1

0

01 = NO CANDIDATE FILED

(CONTINUED FROM PREVIOUS PAGE)

01

0331 PLAINFIELD PCT 019	0
0332 PLAINFIELD PCT 020	0
0333 PLAINFIELD PCT 021	0
0334 PLAINFIELD PCT 022	0
0335 PLAINFIELD PCT 023	0
0336 PLAINFIELD PCT 024	0
0337 PLAINFIELD PCT 025	0
0338 PLAINFIELD PCT 026	0
0339 PLAINFIELD PCT 027	0
0340 PLAINFIELD PCT 028	0
0341 PLAINFIELD PCT 029	0
0342 PLAINFIELD PCT 030	0
0343 PLAINFIELD PCT 031	0
0344 PLAINFIELD PCT 032	0
0345 PLAINFIELD PCT 033	0
0346 PLAINFIELD PCT 034	0
0347 PLAINFIELD PCT 035	0
0348 PLAINFIELD PCT 036	0
0349 PLAINFIELD PCT 037	0
0350 PLAINFIELD PCT 038	0
0351 PLAINFIELD PCT 039	0
0352 PLAINFIELD PCT 040	0
0353 PLAINFIELD PCT 041	0
0354 PLAINFIELD PCT 042	0
0355 PLAINFIELD PCT 043	0
0356 PLAINFIELD PCT 044	0
0357 PLAINFIELD PCT 045	0
0358 PLAINFIELD PCT 046	0
0359 REED PCT 001	0
0360 REED PCT 002	0
0361 REED PCT 003	0
0362 REED PCT 004	0
0363 REED PCT 005	0
0364 TROY PCT 001	0
0365 TROY PCT 002	0
0366 TROY PCT 003	0
0367 TROY PCT 004	0
0368 TROY PCT 005	0
0369 TROY PCT 006	0
0370 TROY PCT 007	0
0371 TROY PCT 008	0
0372 TROY PCT 009	0
0373 TROY PCT 010	0
0374 TROY PCT 011	0
0375 TROY PCT 012	0
0376 TROY PCT 013	0
0377 TROY PCT 014	0
0378 TROY PCT 015	0
0379 TROY PCT 016	0
0380 TROY PCT 017	0
0381 TROY PCT 018	0
0382 TROY PCT 019	0
0383 TROY PCT 020	0
0384 TROY PCT 021	0
0385 TROY PCT 022	0

VOTES PERCENT

COUNTY TREASURER

Vote for 1

01 = NO CANDIDATE FILED

0

(CONTINUED FROM PREVIOUS PAGE)

01

0386 TROY PCT 023	0
0387 TROY PCT 024	0
0388 TROY PCT 025	0
0389 TROY PCT 026	0
0390 TROY PCT 027	0
0391 TROY PCT 028	0
0392 TROY PCT 029	0
0393 TROY PCT 030	0
0394 WASHINGTON PCT 001	0
0395 WASHINGTON PCT 002	0
0396 WASHINGTON PCT 003	0
0397 WASHINGTON PCT 004	0
0398 WESLEY PCT 001	0
0399 WESLEY PCT 002	0
0400 WHEATLAND PCT 001	0
0401 WHEATLAND PCT 002	0
0402 WHEATLAND PCT 003	0
0403 WHEATLAND PCT 004	0
0404 WHEATLAND PCT 005	0
0405 WHEATLAND PCT 006	0
0406 WHEATLAND PCT 007	0
0407 WHEATLAND PCT 008	0
0408 WHEATLAND PCT 009	0
0409 WHEATLAND PCT 010	0
0410 WHEATLAND PCT 011	0
0411 WHEATLAND PCT 012	0
0412 WHEATLAND PCT 013	0
0413 WHEATLAND PCT 014	0
0414 WHEATLAND PCT 015	0
0415 WHEATLAND PCT 016	0
0416 WHEATLAND PCT 017	0
0417 WHEATLAND PCT 018	0
0418 WHEATLAND PCT 019	0
0419 WHEATLAND PCT 020	0
0420 WHEATLAND PCT 021	0
0421 WHEATLAND PCT 022	0
0422 WHEATLAND PCT 023	0
0423 WHEATLAND PCT 024	0
0424 WHEATLAND PCT 025	0
0425 WHEATLAND PCT 026	0
0426 WHEATLAND PCT 027	0
0427 WHEATLAND PCT 028	0
0428 WHEATLAND PCT 029	0
0429 WHEATLAND PCT 030	0
0430 WHEATLAND PCT 031	0
0431 WHEATLAND PCT 032	0
0432 WHEATLAND PCT 033	0
0433 WHEATLAND PCT 034	0
0434 WHEATLAND PCT 035	0
0435 WHEATLAND PCT 036	0
0436 WHEATLAND PCT 037	0
0437 WHEATLAND PCT 038	0
0438 WHEATLAND PCT 039	0
0439 WHEATLAND PCT 040	0
0440 WILL PCT 001	0

COUNTY TREASURER

VOTES PERCENT

Vote for 1

01 = NO CANDIDATE FILED

0

(CONTINUED FROM PREVIOUS PAGE)

-----  
01  
-----

0441 WILMINGTON PCT 001	0
0442 WILMINGTON PCT 002	0
0443 WILMINGTON PCT 003	0
0444 WILMINGTON PCT 004	0
0445 WILMINGTON PCT 005	0
0446 WILTON PCT 001	0

---

VOTES PERCENT

COUNTY SHERIFF

Vote for 1

01 = NO CANDIDATE FILED

0

-----  
01  
-----

0001 CHANNAHON PCT 001	0
0002 CHANNAHON PCT 002	0
0003 CHANNAHON PCT 003	0
0004 CHANNAHON PCT 004	0
0005 CHANNAHON PCT 005	0
0006 CHANNAHON PCT 006	0
0007 CHANNAHON PCT 007	0
0008 CHANNAHON PCT 008	0
0009 CHANNAHON PCT 009	0
0010 CRETE PCT 001	0
0011 CRETE PCT 002	0
0012 CRETE PCT 003	0
0013 CRETE PCT 004	0
0014 CRETE PCT 005	0
0015 CRETE PCT 006	0
0016 CRETE PCT 007	0
0017 CRETE PCT 008	0
0018 CRETE PCT 009	0
0019 CRETE PCT 010	0
0020 CRETE PCT 011	0
0021 CRETE PCT 012	0
0022 CRETE PCT 013	0
0023 CRETE PCT 014	0
0024 CRETE PCT 015	0
0025 CRETE PCT 016	0
0026 CRETE PCT 017	0
0027 CUSTER PCT 001	0
0028 DU PAGE PCT 001	0
0029 DU PAGE PCT 002	0
0030 DU PAGE PCT 003	0
0031 DU PAGE PCT 004	0
0032 DU PAGE PCT 005	0
0033 DU PAGE PCT 006	0
0034 DU PAGE PCT 007	0
0035 DU PAGE PCT 008	0
0036 DU PAGE PCT 009	0
0037 DU PAGE PCT 010	0
0038 DU PAGE PCT 011	0
0039 DU PAGE PCT 012	0
0040 DU PAGE PCT 013	0
0041 DU PAGE PCT 014	0
0042 DU PAGE PCT 015	0
0043 DU PAGE PCT 016	0
0044 DU PAGE PCT 017	0
0045 DU PAGE PCT 018	0
0046 DU PAGE PCT 019	0
0047 DU PAGE PCT 020	0
0048 DU PAGE PCT 021	0
0049 DU PAGE PCT 022	0
0050 DU PAGE PCT 023	0
0051 DU PAGE PCT 024	0
0052 DU PAGE PCT 025	0
0053 DU PAGE PCT 026	0
0054 DU PAGE PCT 027	0
0055 DU PAGE PCT 028	0

**For City of Aurora details  
refer to that section of this book.**



VOTES PERCENT

COUNTY SHERIFF

Vote for 1

01 = NO CANDIDATE FILED

0

(CONTINUED FROM PREVIOUS PAGE)

01

0056 DU PAGE PCT 029	0
0057 DU PAGE PCT 030	0
0058 DU PAGE PCT 031	0
0059 DU PAGE PCT 032	0
0060 DU PAGE PCT 033	0
0061 DU PAGE PCT 034	0
0062 DU PAGE PCT 035	0
0063 DU PAGE PCT 036	0
0064 DU PAGE PCT 037	0
0065 DU PAGE PCT 038	0
0066 DU PAGE PCT 039	0
0067 DU PAGE PCT 040	0
0068 DU PAGE PCT 041	0
0069 DU PAGE PCT 042	0
0070 DU PAGE PCT 043	0
0071 DU PAGE PCT 044	0
0072 DU PAGE PCT 045	0
0073 DU PAGE PCT 046	0
0074 DU PAGE PCT 047	0
0075 DU PAGE PCT 048	0
0076 DU PAGE PCT 049	0
0077 DU PAGE PCT 050	0
0078 DU PAGE PCT 051	0
0079 DU PAGE PCT 052	0
0080 DU PAGE PCT 053	0
0081 DU PAGE PCT 054	0
0082 DU PAGE PCT 055	0
0083 DU PAGE PCT 056	0
0084 FLORENCE PCT 001	0
0085 FRANKFORT PCT 001	0
0086 FRANKFORT PCT 002	0
0087 FRANKFORT PCT 003	0
0088 FRANKFORT PCT 004	0
0089 FRANKFORT PCT 005	0
0090 FRANKFORT PCT 006	0
0091 FRANKFORT PCT 007	0
0092 FRANKFORT PCT 008	0
0093 FRANKFORT PCT 009	0
0094 FRANKFORT PCT 010	0
0095 FRANKFORT PCT 011	0
0096 FRANKFORT PCT 012	0
0097 FRANKFORT PCT 013	0
0098 FRANKFORT PCT 014	0
0099 FRANKFORT PCT 015	0
0100 FRANKFORT PCT 016	0
0101 FRANKFORT PCT 017	0
0102 FRANKFORT PCT 018	0
0103 FRANKFORT PCT 019	0
0104 FRANKFORT PCT 020	0
0105 FRANKFORT PCT 021	0
0106 FRANKFORT PCT 022	0
0107 FRANKFORT PCT 023	0
0108 FRANKFORT PCT 024	0
0109 FRANKFORT PCT 025	0
0110 FRANKFORT PCT 026	0

VOTES PERCENT

COUNTY SHERIFF

Vote for 1

01 = NO CANDIDATE FILED

0

(CONTINUED FROM PREVIOUS PAGE)

01

0111 FRANKFORT PCT 027	0
0112 FRANKFORT PCT 028	0
0113 FRANKFORT PCT 029	0
0114 FRANKFORT PCT 030	0
0115 FRANKFORT PCT 031	0
0116 FRANKFORT PCT 032	0
0117 FRANKFORT PCT 033	0
0118 FRANKFORT PCT 034	0
0119 FRANKFORT PCT 035	0
0120 FRANKFORT PCT 036	0
0121 FRANKFORT PCT 037	0
0122 FRANKFORT PCT 038	0
0123 FRANKFORT PCT 039	0
0124 FRANKFORT PCT 040	0
0125 FRANKFORT PCT 041	0
0126 FRANKFORT PCT 042	0
0127 GREEN GARDEN PCT 001	0
0128 GREEN GARDEN PCT 002	0
0129 GREEN GARDEN PCT 003	0
0130 HOMER PCT 001	0
0131 HOMER PCT 002	0
0132 HOMER PCT 003	0
0133 HOMER PCT 004	0
0134 HOMER PCT 005	0
0135 HOMER PCT 006	0
0136 HOMER PCT 007	0
0137 HOMER PCT 008	0
0138 HOMER PCT 009	0
0139 HOMER PCT 010	0
0140 HOMER PCT 011	0
0141 HOMER PCT 012	0
0142 HOMER PCT 013	0
0143 HOMER PCT 014	0
0144 HOMER PCT 015	0
0145 HOMER PCT 016	0
0146 HOMER PCT 017	0
0147 HOMER PCT 018	0
0148 HOMER PCT 019	0
0149 HOMER PCT 020	0
0150 HOMER PCT 021	0
0151 HOMER PCT 022	0
0152 HOMER PCT 023	0
0153 HOMER PCT 024	0
0154 HOMER PCT 025	0
0155 HOMER PCT 026	0
0156 HOMER PCT 027	0
0157 HOMER PCT 028	0
0158 JACKSON PCT 001	0
0159 JACKSON PCT 002	0
0160 JACKSON PCT 003	0
0161 JACKSON PCT 004	0
0162 JOLIET PCT 001	0
0163 JOLIET PCT 002	0
0164 JOLIET PCT 003	0
0165 JOLIET PCT 004	0

VOTES PERCENT

COUNTY SHERIFF

Vote for 1

0

01 = NO CANDIDATE FILED

(CONTINUED FROM PREVIOUS PAGE) 01

0166 JOLIET PCT 005	0
0167 JOLIET PCT 006	0
0168 JOLIET PCT 007	0
0169 JOLIET PCT 008	0
0170 JOLIET PCT 009	0
0171 JOLIET PCT 010	0
0172 JOLIET PCT 011	0
0173 JOLIET PCT 012	0
0174 JOLIET PCT 013	0
0175 JOLIET PCT 014	0
0176 JOLIET PCT 015	0
0177 JOLIET PCT 016	0
0178 JOLIET PCT 017	0
0179 JOLIET PCT 018	0
0180 JOLIET PCT 019	0
0181 JOLIET PCT 020	0
0182 JOLIET PCT 021	0
0183 JOLIET PCT 022	0
0184 JOLIET PCT 023	0
0185 JOLIET PCT 024	0
0186 JOLIET PCT 025	0
0187 JOLIET PCT 026	0
0188 JOLIET PCT 027	0
0189 JOLIET PCT 028	0
0190 JOLIET PCT 029	0
0191 JOLIET PCT 030	0
0192 JOLIET PCT 031	0
0193 JOLIET PCT 032	0
0194 JOLIET PCT 033	0
0195 JOLIET PCT 034	0
0196 JOLIET PCT 035	0
0197 JOLIET PCT 036	0
0198 JOLIET PCT 037	0
0199 JOLIET PCT 038	0
0200 JOLIET PCT 039	0
0201 JOLIET PCT 040	0
0202 JOLIET PCT 041	0
0203 JOLIET PCT 042	0
0204 JOLIET PCT 043	0
0205 JOLIET PCT 044	0
0206 JOLIET PCT 045	0
0207 JOLIET PCT 046	0
0208 JOLIET PCT 047	0
0209 JOLIET PCT 048	0
0210 JOLIET PCT 049	0
0211 JOLIET PCT 050	0
0212 JOLIET PCT 051	0
0213 JOLIET PCT 052	0
0214 JOLIET PCT 053	0
0215 JOLIET PCT 054	0
0216 JOLIET PCT 055	0
0217 JOLIET PCT 056	0
0218 JOLIET PCT 057	0
0219 JOLIET PCT 058	0
0220 JOLIET PCT 059	0

VOTES PERCENT

COUNTY SHERIFF

Vote for 1

01 = NO CANDIDATE FILED

0

(CONTINUED FROM PREVIOUS PAGE)

01

0221 JOLIET PCT 060	0
0222 JOLIET PCT 061	0
0223 JOLIET PCT 062	0
0224 JOLIET PCT 063	0
0225 JOLIET PCT 064	0
0226 LOCKPORT PCT 001	0
0227 LOCKPORT PCT 002	0
0228 LOCKPORT PCT 003	0
0229 LOCKPORT PCT 004	0
0230 LOCKPORT PCT 005	0
0231 LOCKPORT PCT 006	0
0232 LOCKPORT PCT 007	0
0233 LOCKPORT PCT 008	0
0234 LOCKPORT PCT 009	0
0235 LOCKPORT PCT 010	0
0236 LOCKPORT PCT 011	0
0237 LOCKPORT PCT 012	0
0238 LOCKPORT PCT 013	0
0239 LOCKPORT PCT 014	0
0240 LOCKPORT PCT 015	0
0241 LOCKPORT PCT 016	0
0242 LOCKPORT PCT 017	0
0243 LOCKPORT PCT 018	0
0244 LOCKPORT PCT 019	0
0245 LOCKPORT PCT 020	0
0246 LOCKPORT PCT 021	0
0247 LOCKPORT PCT 022	0
0248 LOCKPORT PCT 023	0
0249 LOCKPORT PCT 024	0
0250 LOCKPORT PCT 025	0
0251 LOCKPORT PCT 026	0
0252 LOCKPORT PCT 027	0
0253 LOCKPORT PCT 028	0
0254 LOCKPORT PCT 029	0
0255 LOCKPORT PCT 030	0
0256 LOCKPORT PCT 031	0
0257 LOCKPORT PCT 032	0
0258 LOCKPORT PCT 033	0
0259 LOCKPORT PCT 034	0
0260 LOCKPORT PCT 035	0
0261 LOCKPORT PCT 036	0
0262 LOCKPORT PCT 037	0
0263 MANHATTAN PCT 001	0
0264 MANHATTAN PCT 002	0
0265 MANHATTAN PCT 003	0
0266 MANHATTAN PCT 004	0
0267 MANHATTAN PCT 005	0
0268 MONEE PCT 001	0
0269 MONEE PCT 002	0
0270 MONEE PCT 003	0
0271 MONEE PCT 004	0
0272 MONEE PCT 005	0
0273 MONEE PCT 006	0
0274 MONEE PCT 007	0
0275 MONEE PCT 008	0

VOTES PERCENT

COUNTY SHERIFF

Vote for 1

01 = NO CANDIDATE FILED

0

(CONTINUED FROM PREVIOUS PAGE) 01

0276 MONEE PCT 009	0
0277 MONEE PCT 010	0
0278 MONEE PCT 011	0
0279 MONEE PCT 012	0
0280 NEW LENOX PCT 001	0
0281 NEW LENOX PCT 002	0
0282 NEW LENOX PCT 003	0
0283 NEW LENOX PCT 004	0
0284 NEW LENOX PCT 005	0
0285 NEW LENOX PCT 006	0
0286 NEW LENOX PCT 007	0
0287 NEW LENOX PCT 008	0
0288 NEW LENOX PCT 009	0
0289 NEW LENOX PCT 010	0
0290 NEW LENOX PCT 011	0
0291 NEW LENOX PCT 012	0
0292 NEW LENOX PCT 013	0
0293 NEW LENOX PCT 014	0
0294 NEW LENOX PCT 015	0
0295 NEW LENOX PCT 016	0
0296 NEW LENOX PCT 017	0
0297 NEW LENOX PCT 018	0
0298 NEW LENOX PCT 019	0
0299 NEW LENOX PCT 020	0
0300 NEW LENOX PCT 021	0
0301 NEW LENOX PCT 022	0
0302 NEW LENOX PCT 023	0
0303 NEW LENOX PCT 024	0
0304 NEW LENOX PCT 025	0
0305 NEW LENOX PCT 026	0
0306 NEW LENOX PCT 027	0
0307 NEW LENOX PCT 028	0
0308 NEW LENOX PCT 029	0
0309 NEW LENOX PCT 030	0
0310 PEOTONE PCT 001	0
0311 PEOTONE PCT 002	0
0312 PEOTONE PCT 003	0
0313 PLAINFIELD PCT 001	0
0314 PLAINFIELD PCT 002	0
0315 PLAINFIELD PCT 003	0
0316 PLAINFIELD PCT 004	0
0317 PLAINFIELD PCT 005	0
0318 PLAINFIELD PCT 006	0
0319 PLAINFIELD PCT 007	0
0320 PLAINFIELD PCT 008	0
0321 PLAINFIELD PCT 009	0
0322 PLAINFIELD PCT 010	0
0323 PLAINFIELD PCT 011	0
0324 PLAINFIELD PCT 012	0
0325 PLAINFIELD PCT 013	0
0326 PLAINFIELD PCT 014	0
0327 PLAINFIELD PCT 015	0
0328 PLAINFIELD PCT 016	0
0329 PLAINFIELD PCT 017	0
0330 PLAINFIELD PCT 018	0

VOTES PERCENT

COUNTY SHERIFF

Vote for 1

0

01 = NO CANDIDATE FILED

(CONTINUED FROM PREVIOUS PAGE) 01

0331 PLAINFIELD PCT 019	0
0332 PLAINFIELD PCT 020	0
0333 PLAINFIELD PCT 021	0
0334 PLAINFIELD PCT 022	0
0335 PLAINFIELD PCT 023	0
0336 PLAINFIELD PCT 024	0
0337 PLAINFIELD PCT 025	0
0338 PLAINFIELD PCT 026	0
0339 PLAINFIELD PCT 027	0
0340 PLAINFIELD PCT 028	0
0341 PLAINFIELD PCT 029	0
0342 PLAINFIELD PCT 030	0
0343 PLAINFIELD PCT 031	0
0344 PLAINFIELD PCT 032	0
0345 PLAINFIELD PCT 033	0
0346 PLAINFIELD PCT 034	0
0347 PLAINFIELD PCT 035	0
0348 PLAINFIELD PCT 036	0
0349 PLAINFIELD PCT 037	0
0350 PLAINFIELD PCT 038	0
0351 PLAINFIELD PCT 039	0
0352 PLAINFIELD PCT 040	0
0353 PLAINFIELD PCT 041	0
0354 PLAINFIELD PCT 042	0
0355 PLAINFIELD PCT 043	0
0356 PLAINFIELD PCT 044	0
0357 PLAINFIELD PCT 045	0
0358 PLAINFIELD PCT 046	0
0359 REED PCT 001	0
0360 REED PCT 002	0
0361 REED PCT 003	0
0362 REED PCT 004	0
0363 REED PCT 005	0
0364 TROY PCT 001	0
0365 TROY PCT 002	0
0366 TROY PCT 003	0
0367 TROY PCT 004	0
0368 TROY PCT 005	0
0369 TROY PCT 006	0
0370 TROY PCT 007	0
0371 TROY PCT 008	0
0372 TROY PCT 009	0
0373 TROY PCT 010	0
0374 TROY PCT 011	0
0375 TROY PCT 012	0
0376 TROY PCT 013	0
0377 TROY PCT 014	0
0378 TROY PCT 015	0
0379 TROY PCT 016	0
0380 TROY PCT 017	0
0381 TROY PCT 018	0
0382 TROY PCT 019	0
0383 TROY PCT 020	0
0384 TROY PCT 021	0
0385 TROY PCT 022	0

VOTES PERCENT

COUNTY SHERIFF

Vote for 1

01 = NO CANDIDATE FILED

0

(CONTINUED FROM PREVIOUS PAGE)

01

0386 TROY PCT 023	0
0387 TROY PCT 024	0
0388 TROY PCT 025	0
0389 TROY PCT 026	0
0390 TROY PCT 027	0
0391 TROY PCT 028	0
0392 TROY PCT 029	0
0393 TROY PCT 030	0
0394 WASHINGTON PCT 001	0
0395 WASHINGTON PCT 002	0
0396 WASHINGTON PCT 003	0
0397 WASHINGTON PCT 004	0
0398 WESLEY PCT 001	0
0399 WESLEY PCT 002	0
0400 WHEATLAND PCT 001	0
0401 WHEATLAND PCT 002	0
0402 WHEATLAND PCT 003	0
0403 WHEATLAND PCT 004	0
0404 WHEATLAND PCT 005	0
0405 WHEATLAND PCT 006	0
0406 WHEATLAND PCT 007	0
0407 WHEATLAND PCT 008	0
0408 WHEATLAND PCT 009	0
0409 WHEATLAND PCT 010	0
0410 WHEATLAND PCT 011	0
0411 WHEATLAND PCT 012	0
0412 WHEATLAND PCT 013	0
0413 WHEATLAND PCT 014	0
0414 WHEATLAND PCT 015	0
0415 WHEATLAND PCT 016	0
0416 WHEATLAND PCT 017	0
0417 WHEATLAND PCT 018	0
0418 WHEATLAND PCT 019	0
0419 WHEATLAND PCT 020	0
0420 WHEATLAND PCT 021	0
0421 WHEATLAND PCT 022	0
0422 WHEATLAND PCT 023	0
0423 WHEATLAND PCT 024	0
0424 WHEATLAND PCT 025	0
0425 WHEATLAND PCT 026	0
0426 WHEATLAND PCT 027	0
0427 WHEATLAND PCT 028	0
0428 WHEATLAND PCT 029	0
0429 WHEATLAND PCT 030	0
0430 WHEATLAND PCT 031	0
0431 WHEATLAND PCT 032	0
0432 WHEATLAND PCT 033	0
0433 WHEATLAND PCT 034	0
0434 WHEATLAND PCT 035	0
0435 WHEATLAND PCT 036	0
0436 WHEATLAND PCT 037	0
0437 WHEATLAND PCT 038	0
0438 WHEATLAND PCT 039	0
0439 WHEATLAND PCT 040	0
0440 WILL PCT 001	0

VOTES PERCENT

COUNTY SHERIFF

Vote for 1

01 = NO CANDIDATE FILED

0

(CONTINUED FROM PREVIOUS PAGE)

01

0441 WILMINGTON PCT 001 0  
0442 WILMINGTON PCT 002 0  
0443 WILMINGTON PCT 003 0  
0444 WILMINGTON PCT 004 0  
0445 WILMINGTON PCT 005 0  
0446 WILTON PCT 001 0

---





**Nancy Schultz Voots**

W I L L C O U N T Y C L E R K



**Green Party**

**EDUCATION  
SERVICE  
REGION  
SUMMARY**

**(WILL, DuPAGE, GRUNDY/KENDALL &  
IROQUOIS/KANKAKEE COUNTIES)**

VOTES PERCENT

REGIONAL SUPERINTENDENT OF SCHOOLS (WILL COUNTY)

Vote for 1

0

01 = NO CANDIDATE FILED

-----  
01  
-----

0001 CHANNAHON PCT 001	0
0002 CHANNAHON PCT 002	0
0003 CHANNAHON PCT 003	0
0004 CHANNAHON PCT 004	0
0005 CHANNAHON PCT 005	0
0006 CHANNAHON PCT 006	0
0007 CHANNAHON PCT 007	0
0008 CHANNAHON PCT 008	0
0009 CHANNAHON PCT 009	0
0010 CRETE PCT 001	0
0011 CRETE PCT 002	0
0012 CRETE PCT 003	0
0013 CRETE PCT 004	0
0014 CRETE PCT 005	0
0015 CRETE PCT 006	0
0016 CRETE PCT 007	0
0017 CRETE PCT 008	0
0018 CRETE PCT 009	0
0019 CRETE PCT 010	0
0020 CRETE PCT 011	0
0021 CRETE PCT 012	0
0022 CRETE PCT 013	0
0023 CRETE PCT 014	0
0024 CRETE PCT 015	0
0025 CRETE PCT 016	0
0026 CRETE PCT 017	0
0027 CUSTER PCT 001	0
0028 DU PAGE PCT 001	0
0029 DU PAGE PCT 002	0
0030 DU PAGE PCT 003	0
0031 DU PAGE PCT 004	0
0032 DU PAGE PCT 005	0
0033 DU PAGE PCT 006	0
0034 DU PAGE PCT 007	0
0035 DU PAGE PCT 008	0
0036 DU PAGE PCT 009	0
0037 DU PAGE PCT 010	0
0038 DU PAGE PCT 011	0
0039 DU PAGE PCT 012	0
0040 DU PAGE PCT 013	0
0041 DU PAGE PCT 014	0
0042 DU PAGE PCT 015	0
0043 DU PAGE PCT 016	0
0044 DU PAGE PCT 017	0
0045 DU PAGE PCT 018	0
0046 DU PAGE PCT 019	0
0047 DU PAGE PCT 020	0
0048 DU PAGE PCT 021	0
0049 DU PAGE PCT 022	0
0050 DU PAGE PCT 023	0
0051 DU PAGE PCT 024	0
0052 DU PAGE PCT 025	0
0053 DU PAGE PCT 026	0
0054 DU PAGE PCT 027	0
0055 DU PAGE PCT 028	0

Total Green Ballots Cast for  
Regional Superintendent of Schools  
(Will County)  
241

VOTES PERCENT

REGIONAL SUPERINTENDENT OF SCHOOLS (WILL COUNTY)

Vote for 1

01 = NO CANDIDATE FILED

0

(CONTINUED FROM PREVIOUS PAGE) 01

0056 DU PAGE PCT 029	0
0059 DU PAGE PCT 032	0
0062 DU PAGE PCT 035	0
0064 DU PAGE PCT 037	0
0065 DU PAGE PCT 038	0
0066 DU PAGE PCT 039	0
0067 DU PAGE PCT 040	0
0068 DU PAGE PCT 041	0
0069 DU PAGE PCT 042	0
0070 DU PAGE PCT 043	0
0071 DU PAGE PCT 044	0
0072 DU PAGE PCT 045	0
0073 DU PAGE PCT 046	0
0075 DU PAGE PCT 048	0
0076 DU PAGE PCT 049	0
0077 DU PAGE PCT 050	0
0078 DU PAGE PCT 051	0
0080 DU PAGE PCT 053	0
0081 DU PAGE PCT 054	0
0082 DU PAGE PCT 055	0
0083 DU PAGE PCT 056	0
0084 FLORENCE PCT 001	0
0085 FRANKFORT PCT 001	0
0086 FRANKFORT PCT 002	0
0087 FRANKFORT PCT 003	0
0088 FRANKFORT PCT 004	0
0089 FRANKFORT PCT 005	0
0090 FRANKFORT PCT 006	0
0091 FRANKFORT PCT 007	0
0092 FRANKFORT PCT 008	0
0093 FRANKFORT PCT 009	0
0094 FRANKFORT PCT 010	0
0095 FRANKFORT PCT 011	0
0096 FRANKFORT PCT 012	0
0097 FRANKFORT PCT 013	0
0098 FRANKFORT PCT 014	0
0099 FRANKFORT PCT 015	0
0100 FRANKFORT PCT 016	0
0101 FRANKFORT PCT 017	0
0102 FRANKFORT PCT 018	0
0103 FRANKFORT PCT 019	0
0104 FRANKFORT PCT 020	0
0105 FRANKFORT PCT 021	0
0106 FRANKFORT PCT 022	0
0107 FRANKFORT PCT 023	0
0108 FRANKFORT PCT 024	0
0109 FRANKFORT PCT 025	0
0110 FRANKFORT PCT 026	0
0111 FRANKFORT PCT 027	0
0112 FRANKFORT PCT 028	0
0113 FRANKFORT PCT 029	0
0114 FRANKFORT PCT 030	0
0115 FRANKFORT PCT 031	0
0116 FRANKFORT PCT 032	0
0117 FRANKFORT PCT 033	0

VOTES PERCENT

REGIONAL SUPERINTENDENT OF SCHOOLS (WILL COUNTY)

Vote for 1

01 = NO CANDIDATE FILED

0

(CONTINUED FROM PREVIOUS PAGE) 01

0118 FRANKFORT PCT 034	0
0119 FRANKFORT PCT 035	0
0120 FRANKFORT PCT 036	0
0121 FRANKFORT PCT 037	0
0122 FRANKFORT PCT 038	0
0123 FRANKFORT PCT 039	0
0124 FRANKFORT PCT 040	0
0125 FRANKFORT PCT 041	0
0126 FRANKFORT PCT 042	0
0127 GREEN GARDEN PCT 001	0
0128 GREEN GARDEN PCT 002	0
0129 GREEN GARDEN PCT 003	0
0130 HOMER PCT 001	0
0131 HOMER PCT 002	0
0132 HOMER PCT 003	0
0133 HOMER PCT 004	0
0134 HOMER PCT 005	0
0135 HOMER PCT 006	0
0136 HOMER PCT 007	0
0137 HOMER PCT 008	0
0138 HOMER PCT 009	0
0139 HOMER PCT 010	0
0140 HOMER PCT 011	0
0141 HOMER PCT 012	0
0142 HOMER PCT 013	0
0143 HOMER PCT 014	0
0144 HOMER PCT 015	0
0145 HOMER PCT 016	0
0146 HOMER PCT 017	0
0147 HOMER PCT 018	0
0148 HOMER PCT 019	0
0149 HOMER PCT 020	0
0150 HOMER PCT 021	0
0151 HOMER PCT 022	0
0152 HOMER PCT 023	0
0153 HOMER PCT 024	0
0154 HOMER PCT 025	0
0155 HOMER PCT 026	0
0156 HOMER PCT 027	0
0157 HOMER PCT 028	0
0158 JACKSON PCT 001	0
0159 JACKSON PCT 002	0
0160 JACKSON PCT 003	0
0161 JACKSON PCT 004	0
0162 JOLIET PCT 001	0
0163 JOLIET PCT 002	0
0164 JOLIET PCT 003	0
0165 JOLIET PCT 004	0
0166 JOLIET PCT 005	0
0167 JOLIET PCT 006	0
0168 JOLIET PCT 007	0
0169 JOLIET PCT 008	0
0170 JOLIET PCT 009	0
0171 JOLIET PCT 010	0
0172 JOLIET PCT 011	0

VOTES PERCENT

REGIONAL SUPERINTENDENT OF SCHOOLS (WILL COUNTY)

Vote for 1

01 = NO CANDIDATE FILED

0

(CONTINUED FROM PREVIOUS PAGE)

01

0173 JOLIET PCT 012	0
0174 JOLIET PCT 013	0
0175 JOLIET PCT 014	0
0176 JOLIET PCT 015	0
0177 JOLIET PCT 016	0
0178 JOLIET PCT 017	0
0179 JOLIET PCT 018	0
0180 JOLIET PCT 019	0
0181 JOLIET PCT 020	0
0182 JOLIET PCT 021	0
0183 JOLIET PCT 022	0
0184 JOLIET PCT 023	0
0185 JOLIET PCT 024	0
0186 JOLIET PCT 025	0
0187 JOLIET PCT 026	0
0188 JOLIET PCT 027	0
0189 JOLIET PCT 028	0
0190 JOLIET PCT 029	0
0191 JOLIET PCT 030	0
0192 JOLIET PCT 031	0
0193 JOLIET PCT 032	0
0194 JOLIET PCT 033	0
0195 JOLIET PCT 034	0
0196 JOLIET PCT 035	0
0197 JOLIET PCT 036	0
0198 JOLIET PCT 037	0
0199 JOLIET PCT 038	0
0200 JOLIET PCT 039	0
0201 JOLIET PCT 040	0
0202 JOLIET PCT 041	0
0203 JOLIET PCT 042	0
0204 JOLIET PCT 043	0
0205 JOLIET PCT 044	0
0206 JOLIET PCT 045	0
0207 JOLIET PCT 046	0
0208 JOLIET PCT 047	0
0209 JOLIET PCT 048	0
0210 JOLIET PCT 049	0
0211 JOLIET PCT 050	0
0212 JOLIET PCT 051	0
0213 JOLIET PCT 052	0
0214 JOLIET PCT 053	0
0215 JOLIET PCT 054	0
0216 JOLIET PCT 055	0
0217 JOLIET PCT 056	0
0218 JOLIET PCT 057	0
0219 JOLIET PCT 058	0
0220 JOLIET PCT 059	0
0221 JOLIET PCT 060	0
0222 JOLIET PCT 061	0
0223 JOLIET PCT 062	0
0224 JOLIET PCT 063	0
0225 JOLIET PCT 064	0
0226 LOCKPORT PCT 001	0
0227 LOCKPORT PCT 002	0

VOTES PERCENT

REGIONAL SUPERINTENDENT OF SCHOOLS (WILL COUNTY)

Vote for 1

01 = NO CANDIDATE FILED

0

(CONTINUED FROM PREVIOUS PAGE)

01

0228 LOCKPORT PCT 003	0
0229 LOCKPORT PCT 004	0
0230 LOCKPORT PCT 005	0
0231 LOCKPORT PCT 006	0
0232 LOCKPORT PCT 007	0
0233 LOCKPORT PCT 008	0
0234 LOCKPORT PCT 009	0
0235 LOCKPORT PCT 010	0
0236 LOCKPORT PCT 011	0
0237 LOCKPORT PCT 012	0
0238 LOCKPORT PCT 013	0
0239 LOCKPORT PCT 014	0
0240 LOCKPORT PCT 015	0
0241 LOCKPORT PCT 016	0
0242 LOCKPORT PCT 017	0
0243 LOCKPORT PCT 018	0
0244 LOCKPORT PCT 019	0
0245 LOCKPORT PCT 020	0
0246 LOCKPORT PCT 021	0
0247 LOCKPORT PCT 022	0
0248 LOCKPORT PCT 023	0
0249 LOCKPORT PCT 024	0
0250 LOCKPORT PCT 025	0
0251 LOCKPORT PCT 026	0
0252 LOCKPORT PCT 027	0
0253 LOCKPORT PCT 028	0
0254 LOCKPORT PCT 029	0
0255 LOCKPORT PCT 030	0
0256 LOCKPORT PCT 031	0
0257 LOCKPORT PCT 032	0
0258 LOCKPORT PCT 033	0
0259 LOCKPORT PCT 034	0
0260 LOCKPORT PCT 035	0
0261 LOCKPORT PCT 036	0
0262 LOCKPORT PCT 037	0
0263 MANHATTAN PCT 001	0
0264 MANHATTAN PCT 002	0
0265 MANHATTAN PCT 003	0
0266 MANHATTAN PCT 004	0
0267 MANHATTAN PCT 005	0
0268 MONEE PCT 001	0
0269 MONEE PCT 002	0
0270 MONEE PCT 003	0
0271 MONEE PCT 004	0
0272 MONEE PCT 005	0
0273 MONEE PCT 006	0
0274 MONEE PCT 007	0
0275 MONEE PCT 008	0
0276 MONEE PCT 009	0
0277 MONEE PCT 010	0
0278 MONEE PCT 011	0
0279 MONEE PCT 012	0
0280 NEW LENOX PCT 001	0
0281 NEW LENOX PCT 002	0
0282 NEW LENOX PCT 003	0

VOTES PERCENT

REGIONAL SUPERINTENDENT OF SCHOOLS (WILL COUNTY)

Vote for 1

01 = NO CANDIDATE FILED

0

(CONTINUED FROM PREVIOUS PAGE)

01

0283 NEW LENOX PCT 004	0
0284 NEW LENOX PCT 005	0
0285 NEW LENOX PCT 006	0
0286 NEW LENOX PCT 007	0
0287 NEW LENOX PCT 008	0
0288 NEW LENOX PCT 009	0
0289 NEW LENOX PCT 010	0
0290 NEW LENOX PCT 011	0
0291 NEW LENOX PCT 012	0
0292 NEW LENOX PCT 013	0
0293 NEW LENOX PCT 014	0
0294 NEW LENOX PCT 015	0
0295 NEW LENOX PCT 016	0
0296 NEW LENOX PCT 017	0
0297 NEW LENOX PCT 018	0
0298 NEW LENOX PCT 019	0
0299 NEW LENOX PCT 020	0
0300 NEW LENOX PCT 021	0
0301 NEW LENOX PCT 022	0
0302 NEW LENOX PCT 023	0
0303 NEW LENOX PCT 024	0
0304 NEW LENOX PCT 025	0
0305 NEW LENOX PCT 026	0
0306 NEW LENOX PCT 027	0
0307 NEW LENOX PCT 028	0
0308 NEW LENOX PCT 029	0
0309 NEW LENOX PCT 030	0
0310 PEOTONE PCT 001	0
0311 PEOTONE PCT 002	0
0312 PEOTONE PCT 003	0
0313 PLAINFIELD PCT 001	0
0314 PLAINFIELD PCT 002	0
0315 PLAINFIELD PCT 003	0
0316 PLAINFIELD PCT 004	0
0317 PLAINFIELD PCT 005	0
0318 PLAINFIELD PCT 006	0
0319 PLAINFIELD PCT 007	0
0320 PLAINFIELD PCT 008	0
0321 PLAINFIELD PCT 009	0
0322 PLAINFIELD PCT 010	0
0323 PLAINFIELD PCT 011	0
0324 PLAINFIELD PCT 012	0
0325 PLAINFIELD PCT 013	0
0326 PLAINFIELD PCT 014	0
0327 PLAINFIELD PCT 015	0
0328 PLAINFIELD PCT 016	0
0329 PLAINFIELD PCT 017	0
0330 PLAINFIELD PCT 018	0
0331 PLAINFIELD PCT 019	0
0332 PLAINFIELD PCT 020	0
0333 PLAINFIELD PCT 021	0
0334 PLAINFIELD PCT 022	0
0335 PLAINFIELD PCT 023	0
0336 PLAINFIELD PCT 024	0
0337 PLAINFIELD PCT 025	0

VOTES PERCENT

REGIONAL SUPERINTENDENT OF SCHOOLS (WILL COUNTY)

Vote for 1

01 = NO CANDIDATE FILED

0

(CONTINUED FROM PREVIOUS PAGE) 01

0338 PLAINFIELD PCT 026	0
0339 PLAINFIELD PCT 027	0
0340 PLAINFIELD PCT 028	0
0341 PLAINFIELD PCT 029	0
0342 PLAINFIELD PCT 030	0
0343 PLAINFIELD PCT 031	0
0344 PLAINFIELD PCT 032	0
0345 PLAINFIELD PCT 033	0
0346 PLAINFIELD PCT 034	0
0347 PLAINFIELD PCT 035	0
0348 PLAINFIELD PCT 036	0
0349 PLAINFIELD PCT 037	0
0350 PLAINFIELD PCT 038	0
0351 PLAINFIELD PCT 039	0
0352 PLAINFIELD PCT 040	0
0353 PLAINFIELD PCT 041	0
0354 PLAINFIELD PCT 042	0
0355 PLAINFIELD PCT 043	0
0356 PLAINFIELD PCT 044	0
0357 PLAINFIELD PCT 045	0
0358 PLAINFIELD PCT 046	0
0359 REED PCT 001	0
0360 REED PCT 002	0
0361 REED PCT 003	0
0362 REED PCT 004	0
0363 REED PCT 005	0
0364 TROY PCT 001	0
0365 TROY PCT 002	0
0366 TROY PCT 003	0
0367 TROY PCT 004	0
0368 TROY PCT 005	0
0369 TROY PCT 006	0
0370 TROY PCT 007	0
0371 TROY PCT 008	0
0372 TROY PCT 009	0
0373 TROY PCT 010	0
0374 TROY PCT 011	0
0375 TROY PCT 012	0
0376 TROY PCT 013	0
0377 TROY PCT 014	0
0378 TROY PCT 015	0
0379 TROY PCT 016	0
0380 TROY PCT 017	0
0381 TROY PCT 018	0
0382 TROY PCT 019	0
0383 TROY PCT 020	0
0384 TROY PCT 021	0
0385 TROY PCT 022	0
0386 TROY PCT 023	0
0387 TROY PCT 024	0
0388 TROY PCT 025	0
0389 TROY PCT 026	0
0390 TROY PCT 027	0
0391 TROY PCT 028	0
0392 TROY PCT 029	0



	VOTES	PERCENT
REGIONAL SUPERINTENDENT OF SCHOOLS (WILL COUNTY)		
Vote for 1		
01 = NO CANDIDATE FILED	0	
(CONTINUED FROM PREVIOUS PAGE)	01	
0393 TROY PCT 030	0	
0394 WASHINGTON PCT 001	0	
0395 WASHINGTON PCT 002	0	
0396 WASHINGTON PCT 003	0	
0397 WASHINGTON PCT 004	0	
0398 WESLEY PCT 001	0	
0399 WESLEY PCT 002	0	
0400 WHEATLAND PCT 001	0	
0407 WHEATLAND PCT 008	0	
0416 WHEATLAND PCT 017	0	
0417 WHEATLAND PCT 018	0	
0418 WHEATLAND PCT 019	0	
0423 WHEATLAND PCT 024	0	
0424 WHEATLAND PCT 025	0	
0427 WHEATLAND PCT 028	0	
0430 WHEATLAND PCT 031	0	
0433 WHEATLAND PCT 034	0	
0434 WHEATLAND PCT 035	0	
0435 WHEATLAND PCT 036	0	
0436 WHEATLAND PCT 037	0	
0438 WHEATLAND PCT 039	0	
0440 WILL PCT 001	0	
0441 WILMINGTON PCT 001	0	
0442 WILMINGTON PCT 002	0	
0443 WILMINGTON PCT 003	0	
0444 WILMINGTON PCT 004	0	
0445 WILMINGTON PCT 005	0	
0446 WILTON PCT 001	0	

---

	VOTES	PERCENT
REGIONAL SUPERINTENDENT OF SCHOOLS (DU PAGE COUNTY)		
Vote for 1		
01 = NO CANDIDATE FILED	0	

-----  
01  
-----

Total Green Ballots Cast for  
Regional Superintendent of Schools  
(Du Page County)  
13

0057 DU PAGE PCT 030	0
0058 DU PAGE PCT 031	0
0059 DU PAGE PCT 032	0
0060 DU PAGE PCT 033	0
0061 DU PAGE PCT 034	0
0063 DU PAGE PCT 036	0
0074 DU PAGE PCT 047	0
0079 DU PAGE PCT 052	0
0080 DU PAGE PCT 053	0
0400 WHEATLAND PCT 001	0
0401 WHEATLAND PCT 002	0
0402 WHEATLAND PCT 003	0
0403 WHEATLAND PCT 004	0
0404 WHEATLAND PCT 005	0
0405 WHEATLAND PCT 006	0
0406 WHEATLAND PCT 007	0
0407 WHEATLAND PCT 008	0
0408 WHEATLAND PCT 009	0
0409 WHEATLAND PCT 010	0
0410 WHEATLAND PCT 011	0
0411 WHEATLAND PCT 012	0
0412 WHEATLAND PCT 013	0
0413 WHEATLAND PCT 014	0
0414 WHEATLAND PCT 015	0
0415 WHEATLAND PCT 016	0
0418 WHEATLAND PCT 019	0
0419 WHEATLAND PCT 020	0
0420 WHEATLAND PCT 021	0
0421 WHEATLAND PCT 022	0
0422 WHEATLAND PCT 023	0
0424 WHEATLAND PCT 025	0
0425 WHEATLAND PCT 026	0
0426 WHEATLAND PCT 027	0
0428 WHEATLAND PCT 029	0
0429 WHEATLAND PCT 030	0
0430 WHEATLAND PCT 031	0
0431 WHEATLAND PCT 032	0
0432 WHEATLAND PCT 033	0
0436 WHEATLAND PCT 037	0
0437 WHEATLAND PCT 038	0
0439 WHEATLAND PCT 040	0

---

REGIONAL SUPERINTENDENT OF SCHOOLS  
(GRUNDY AND KENDALL COUNTIES)

VOTES PERCENT

Vote for 1

01 = NO CANDIDATE FILED

0

-----  
01  
-----

0417 WHEATLAND PCT 018  
0431 WHEATLAND PCT 032  
0436 WHEATLAND PCT 037  
0445 WILMINGTON PCT 005

0  
0  
0  
0

Total Green Ballots Cast for  
Regional Superintendent of Schools  
(Grundy & Kendall Counties)

0

**For City of Aurora details  
refer to that section of this book.**

REGIONAL SUPERINTENDENT OF SCHOOLS  
(IROQUOIS AND KANKAKEE COUNTIES)

VOTES PERCENT

Vote for 1

01 = NO CANDIDATE FILED

0

-----  
01

-----  
0

0398 WESLEY PCT 001

Total Green Ballots Cast for  
Regional Superintendent of Schools  
(Iroquois & Kankakee Counties)

0



**Nancy Schultz Voots**

**W I L L C O U N T Y C L E R K**



**Green Party**

# **COUNTY BOARD SUMMARY**

**(DISTRICTS 3, 5 & 9 – Full Terms)  
(DISTRICT 8 – 1 Unexpired Term)**

VOTES PERCENT

COUNTY BOARD MEMBER DISTRICT 3

Vote for 3

01 = NO CANDIDATE FILED

0

-----  
01  
-----

0028 DU PAGE PCT 001	0
0029 DU PAGE PCT 002	0
0030 DU PAGE PCT 003	0
0031 DU PAGE PCT 004	0
0032 DU PAGE PCT 005	0
0033 DU PAGE PCT 006	0
0034 DU PAGE PCT 007	0
0035 DU PAGE PCT 008	0
0036 DU PAGE PCT 009	0
0037 DU PAGE PCT 010	0
0042 DU PAGE PCT 015	0
0048 DU PAGE PCT 021	0
0049 DU PAGE PCT 022	0
0051 DU PAGE PCT 024	0
0054 DU PAGE PCT 027	0
0065 DU PAGE PCT 038	0
0070 DU PAGE PCT 043	0
0071 DU PAGE PCT 044	0
0073 DU PAGE PCT 046	0
0075 DU PAGE PCT 048	0
0077 DU PAGE PCT 050	0
0081 DU PAGE PCT 054	0
0400 WHEATLAND PCT 001	0
0404 WHEATLAND PCT 005	0
0407 WHEATLAND PCT 008	0
0408 WHEATLAND PCT 009	0
0409 WHEATLAND PCT 010	0
0410 WHEATLAND PCT 011	0
0411 WHEATLAND PCT 012	0
0412 WHEATLAND PCT 013	0
0413 WHEATLAND PCT 014	0
0414 WHEATLAND PCT 015	0
0416 WHEATLAND PCT 017	0
0419 WHEATLAND PCT 020	0
0420 WHEATLAND PCT 021	0
0422 WHEATLAND PCT 023	0
0425 WHEATLAND PCT 026	0
0430 WHEATLAND PCT 031	0
0431 WHEATLAND PCT 032	0
0432 WHEATLAND PCT 033	0
0433 WHEATLAND PCT 034	0
0437 WHEATLAND PCT 038	0
0439 WHEATLAND PCT 040	0

Total Green Ballots Cast for  
County Board Member  
District 3  
18

**For City of Aurora details  
refer to that section of this book.**

VOTES PERCENT

COUNTY BOARD MEMBER DISTRICT 5

Vote for 3

0

01 = NO CANDIDATE FILED

-----  
01  
-----

Total Green Ballots Cast for  
County Board Member  
District 5  
25

0313 PLAINFIELD PCT 001	0
0314 PLAINFIELD PCT 002	0
0315 PLAINFIELD PCT 003	0
0318 PLAINFIELD PCT 006	0
0319 PLAINFIELD PCT 007	0
0320 PLAINFIELD PCT 008	0
0321 PLAINFIELD PCT 009	0
0322 PLAINFIELD PCT 010	0
0323 PLAINFIELD PCT 011	0
0325 PLAINFIELD PCT 013	0
0326 PLAINFIELD PCT 014	0
0327 PLAINFIELD PCT 015	0
0328 PLAINFIELD PCT 016	0
0329 PLAINFIELD PCT 017	0
0330 PLAINFIELD PCT 018	0
0331 PLAINFIELD PCT 019	0
0332 PLAINFIELD PCT 020	0
0333 PLAINFIELD PCT 021	0
0334 PLAINFIELD PCT 022	0
0335 PLAINFIELD PCT 023	0
0336 PLAINFIELD PCT 024	0
0337 PLAINFIELD PCT 025	0
0339 PLAINFIELD PCT 027	0
0340 PLAINFIELD PCT 028	0
0341 PLAINFIELD PCT 029	0
0342 PLAINFIELD PCT 030	0
0343 PLAINFIELD PCT 031	0
0344 PLAINFIELD PCT 032	0
0345 PLAINFIELD PCT 033	0
0346 PLAINFIELD PCT 034	0
0347 PLAINFIELD PCT 035	0
0348 PLAINFIELD PCT 036	0
0350 PLAINFIELD PCT 038	0
0351 PLAINFIELD PCT 039	0
0352 PLAINFIELD PCT 040	0
0353 PLAINFIELD PCT 041	0
0354 PLAINFIELD PCT 042	0
0355 PLAINFIELD PCT 043	0
0356 PLAINFIELD PCT 044	0
0357 PLAINFIELD PCT 045	0
0358 PLAINFIELD PCT 046	0
0366 TROY PCT 003	0
0367 TROY PCT 004	0
0369 TROY PCT 006	0
0371 TROY PCT 008	0
0375 TROY PCT 012	0
0376 TROY PCT 013	0
0379 TROY PCT 016	0
0383 TROY PCT 020	0
0384 TROY PCT 021	0
0387 TROY PCT 024	0
0390 TROY PCT 027	0
0417 WHEATLAND PCT 018	0
0423 WHEATLAND PCT 024	0
0424 WHEATLAND PCT 025	0

	VOTES	PERCENT
COUNTY BOARD MEMBER DISTRICT 5		
Vote for 3		
01 = NO CANDIDATE FILED	0	
(CONTINUED FROM PREVIOUS PAGE)	01	
0427 WHEATLAND PCT 028	0	
0434 WHEATLAND PCT 035	0	
0435 WHEATLAND PCT 036	0	
0436 WHEATLAND PCT 037	0	
0438 WHEATLAND PCT 039	0	

---



COUNTY BOARD MEMBER DISTRICT 8 (UNEXPIRED)

VOTES PERCENT

Vote for 1

01 = NO CANDIDATE FILED

0

-----  
01  
-----

0161 JACKSON PCT 004	0
0167 JOLIET PCT 006	0
0171 JOLIET PCT 010	0
0177 JOLIET PCT 016	0
0179 JOLIET PCT 018	0
0182 JOLIET PCT 021	0
0185 JOLIET PCT 024	0
0186 JOLIET PCT 025	0
0191 JOLIET PCT 030	0
0193 JOLIET PCT 032	0
0196 JOLIET PCT 035	0
0197 JOLIET PCT 036	0
0198 JOLIET PCT 037	0
0199 JOLIET PCT 038	0
0200 JOLIET PCT 039	0
0201 JOLIET PCT 040	0
0202 JOLIET PCT 041	0
0203 JOLIET PCT 042	0
0204 JOLIET PCT 043	0
0205 JOLIET PCT 044	0
0206 JOLIET PCT 045	0
0207 JOLIET PCT 046	0
0208 JOLIET PCT 047	0
0209 JOLIET PCT 048	0
0211 JOLIET PCT 050	0
0213 JOLIET PCT 052	0
0214 JOLIET PCT 053	0
0215 JOLIET PCT 054	0
0216 JOLIET PCT 055	0
0217 JOLIET PCT 056	0
0218 JOLIET PCT 057	0
0221 JOLIET PCT 060	0
0223 JOLIET PCT 062	0
0224 JOLIET PCT 063	0
0230 LOCKPORT PCT 005	0
0231 LOCKPORT PCT 006	0
0232 LOCKPORT PCT 007	0
0244 LOCKPORT PCT 019	0
0365 TROY PCT 002	0
0386 TROY PCT 023	0
0392 TROY PCT 029	0

Total Green Ballots Cast for  
County Board Member  
District 8 (Unexpired Term)  
20

COUNTY BOARD MEMBER DISTRICT 9

VOTES PERCENT

Vote for 3

0

01 = NO CANDIDATE FILED

-----  
01  
-----

0162 JOLIET PCT 001	0
0163 JOLIET PCT 002	0
0164 JOLIET PCT 003	0
0165 JOLIET PCT 004	0
0166 JOLIET PCT 005	0
0168 JOLIET PCT 007	0
0169 JOLIET PCT 008	0
0170 JOLIET PCT 009	0
0172 JOLIET PCT 011	0
0173 JOLIET PCT 012	0
0174 JOLIET PCT 013	0
0175 JOLIET PCT 014	0
0176 JOLIET PCT 015	0
0178 JOLIET PCT 017	0
0180 JOLIET PCT 019	0
0181 JOLIET PCT 020	0
0183 JOLIET PCT 022	0
0184 JOLIET PCT 023	0
0187 JOLIET PCT 026	0
0188 JOLIET PCT 027	0
0189 JOLIET PCT 028	0
0190 JOLIET PCT 029	0
0192 JOLIET PCT 031	0
0194 JOLIET PCT 033	0
0195 JOLIET PCT 034	0
0210 JOLIET PCT 049	0
0212 JOLIET PCT 051	0
0219 JOLIET PCT 058	0
0220 JOLIET PCT 059	0
0222 JOLIET PCT 061	0
0225 JOLIET PCT 064	0
0233 LOCKPORT PCT 008	0
0235 LOCKPORT PCT 010	0
0236 LOCKPORT PCT 011	0
0237 LOCKPORT PCT 012	0
0245 LOCKPORT PCT 020	0
0250 LOCKPORT PCT 025	0
0261 LOCKPORT PCT 036	0
0316 PLAINFIELD PCT 004	0
0317 PLAINFIELD PCT 005	0
0324 PLAINFIELD PCT 012	0
0338 PLAINFIELD PCT 026	0
0349 PLAINFIELD PCT 037	0
0370 TROY PCT 007	0

Total Green Ballots Cast for  
County Board Member  
District 9  
40



**Nancy Schultz Voots**

**W I L L C O U N T Y C L E R K**



**Green Party**

# **JUDICIAL SUMMARY**

**CIRCUIT COURT – 12<sup>TH</sup> JUDICIAL CIRCUIT**

**(WILL COUNTY –  
WHITE VACANCY)**

**(1<sup>ST</sup> SUBCIRCUIT – PETKA VACANCY)**

**(3<sup>RD</sup>, 4<sup>TH</sup> & 5<sup>TH</sup> SUBCIRCUITS – ADDITIONAL JUDGESHIP A)**

**(5<sup>TH</sup> SUBCIRCUIT – ADDITIONAL JUDGESHIP B)**

VOTES PERCENT

12TH JUDICIAL CIRCUIT (WHITE VACANCY)

Vote for 1

0

01 = NO CANDIDATE FILED

-----  
01  
-----

0001 CHANNAHON PCT 001	0
0002 CHANNAHON PCT 002	0
0003 CHANNAHON PCT 003	0
0004 CHANNAHON PCT 004	0
0005 CHANNAHON PCT 005	0
0006 CHANNAHON PCT 006	0
0007 CHANNAHON PCT 007	0
0008 CHANNAHON PCT 008	0
0009 CHANNAHON PCT 009	0
0010 CRETE PCT 001	0
0011 CRETE PCT 002	0
0012 CRETE PCT 003	0
0013 CRETE PCT 004	0
0014 CRETE PCT 005	0
0015 CRETE PCT 006	0
0016 CRETE PCT 007	0
0017 CRETE PCT 008	0
0018 CRETE PCT 009	0
0019 CRETE PCT 010	0
0020 CRETE PCT 011	0
0021 CRETE PCT 012	0
0022 CRETE PCT 013	0
0023 CRETE PCT 014	0
0024 CRETE PCT 015	0
0025 CRETE PCT 016	0
0026 CRETE PCT 017	0
0027 CUSTER PCT 001	0
0028 DU PAGE PCT 001	0
0029 DU PAGE PCT 002	0
0030 DU PAGE PCT 003	0
0031 DU PAGE PCT 004	0
0032 DU PAGE PCT 005	0
0033 DU PAGE PCT 006	0
0034 DU PAGE PCT 007	0
0035 DU PAGE PCT 008	0
0036 DU PAGE PCT 009	0
0037 DU PAGE PCT 010	0
0038 DU PAGE PCT 011	0
0039 DU PAGE PCT 012	0
0040 DU PAGE PCT 013	0
0041 DU PAGE PCT 014	0
0042 DU PAGE PCT 015	0
0043 DU PAGE PCT 016	0
0044 DU PAGE PCT 017	0
0045 DU PAGE PCT 018	0
0046 DU PAGE PCT 019	0
0047 DU PAGE PCT 020	0
0048 DU PAGE PCT 021	0
0049 DU PAGE PCT 022	0
0050 DU PAGE PCT 023	0
0051 DU PAGE PCT 024	0
0052 DU PAGE PCT 025	0
0053 DU PAGE PCT 026	0
0054 DU PAGE PCT 027	0
0055 DU PAGE PCT 028	0

**For City of Aurora details  
refer to that section of this book.**

VOTES PERCENT

12TH JUDICIAL CIRCUIT (WHITE VACANCY)

Vote for 1

01 = NO CANDIDATE FILED

0

(CONTINUED FROM PREVIOUS PAGE) 01

0056 DU PAGE PCT 029	0
0057 DU PAGE PCT 030	0
0058 DU PAGE PCT 031	0
0059 DU PAGE PCT 032	0
0060 DU PAGE PCT 033	0
0061 DU PAGE PCT 034	0
0062 DU PAGE PCT 035	0
0063 DU PAGE PCT 036	0
0064 DU PAGE PCT 037	0
0065 DU PAGE PCT 038	0
0066 DU PAGE PCT 039	0
0067 DU PAGE PCT 040	0
0068 DU PAGE PCT 041	0
0069 DU PAGE PCT 042	0
0070 DU PAGE PCT 043	0
0071 DU PAGE PCT 044	0
0072 DU PAGE PCT 045	0
0073 DU PAGE PCT 046	0
0074 DU PAGE PCT 047	0
0075 DU PAGE PCT 048	0
0076 DU PAGE PCT 049	0
0077 DU PAGE PCT 050	0
0078 DU PAGE PCT 051	0
0079 DU PAGE PCT 052	0
0080 DU PAGE PCT 053	0
0081 DU PAGE PCT 054	0
0082 DU PAGE PCT 055	0
0083 DU PAGE PCT 056	0
0084 FLORENCE PCT 001	0
0085 FRANKFORT PCT 001	0
0086 FRANKFORT PCT 002	0
0087 FRANKFORT PCT 003	0
0088 FRANKFORT PCT 004	0
0089 FRANKFORT PCT 005	0
0090 FRANKFORT PCT 006	0
0091 FRANKFORT PCT 007	0
0092 FRANKFORT PCT 008	0
0093 FRANKFORT PCT 009	0
0094 FRANKFORT PCT 010	0
0095 FRANKFORT PCT 011	0
0096 FRANKFORT PCT 012	0
0097 FRANKFORT PCT 013	0
0098 FRANKFORT PCT 014	0
0099 FRANKFORT PCT 015	0
0100 FRANKFORT PCT 016	0
0101 FRANKFORT PCT 017	0
0102 FRANKFORT PCT 018	0
0103 FRANKFORT PCT 019	0
0104 FRANKFORT PCT 020	0
0105 FRANKFORT PCT 021	0
0106 FRANKFORT PCT 022	0
0107 FRANKFORT PCT 023	0
0108 FRANKFORT PCT 024	0
0109 FRANKFORT PCT 025	0
0110 FRANKFORT PCT 026	0

VOTES PERCENT

12TH JUDICIAL CIRCUIT (WHITE VACANCY)

Vote for 1

01 = NO CANDIDATE FILED

0

(CONTINUED FROM PREVIOUS PAGE) 01

0111 FRANKFORT PCT 027	0
0112 FRANKFORT PCT 028	0
0113 FRANKFORT PCT 029	0
0114 FRANKFORT PCT 030	0
0115 FRANKFORT PCT 031	0
0116 FRANKFORT PCT 032	0
0117 FRANKFORT PCT 033	0
0118 FRANKFORT PCT 034	0
0119 FRANKFORT PCT 035	0
0120 FRANKFORT PCT 036	0
0121 FRANKFORT PCT 037	0
0122 FRANKFORT PCT 038	0
0123 FRANKFORT PCT 039	0
0124 FRANKFORT PCT 040	0
0125 FRANKFORT PCT 041	0
0126 FRANKFORT PCT 042	0
0127 GREEN GARDEN PCT 001	0
0128 GREEN GARDEN PCT 002	0
0129 GREEN GARDEN PCT 003	0
0130 HOMER PCT 001	0
0131 HOMER PCT 002	0
0132 HOMER PCT 003	0
0133 HOMER PCT 004	0
0134 HOMER PCT 005	0
0135 HOMER PCT 006	0
0136 HOMER PCT 007	0
0137 HOMER PCT 008	0
0138 HOMER PCT 009	0
0139 HOMER PCT 010	0
0140 HOMER PCT 011	0
0141 HOMER PCT 012	0
0142 HOMER PCT 013	0
0143 HOMER PCT 014	0
0144 HOMER PCT 015	0
0145 HOMER PCT 016	0
0146 HOMER PCT 017	0
0147 HOMER PCT 018	0
0148 HOMER PCT 019	0
0149 HOMER PCT 020	0
0150 HOMER PCT 021	0
0151 HOMER PCT 022	0
0152 HOMER PCT 023	0
0153 HOMER PCT 024	0
0154 HOMER PCT 025	0
0155 HOMER PCT 026	0
0156 HOMER PCT 027	0
0157 HOMER PCT 028	0
0158 JACKSON PCT 001	0
0159 JACKSON PCT 002	0
0160 JACKSON PCT 003	0
0161 JACKSON PCT 004	0
0162 JOLIET PCT 001	0
0163 JOLIET PCT 002	0
0164 JOLIET PCT 003	0
0165 JOLIET PCT 004	0

VOTES PERCENT

12TH JUDICIAL CIRCUIT (WHITE VACANCY)

Vote for 1

01 = NO CANDIDATE FILED

0

(CONTINUED FROM PREVIOUS PAGE) 01

0166 JOLIET PCT 005	0
0167 JOLIET PCT 006	0
0168 JOLIET PCT 007	0
0169 JOLIET PCT 008	0
0170 JOLIET PCT 009	0
0171 JOLIET PCT 010	0
0172 JOLIET PCT 011	0
0173 JOLIET PCT 012	0
0174 JOLIET PCT 013	0
0175 JOLIET PCT 014	0
0176 JOLIET PCT 015	0
0177 JOLIET PCT 016	0
0178 JOLIET PCT 017	0
0179 JOLIET PCT 018	0
0180 JOLIET PCT 019	0
0181 JOLIET PCT 020	0
0182 JOLIET PCT 021	0
0183 JOLIET PCT 022	0
0184 JOLIET PCT 023	0
0185 JOLIET PCT 024	0
0186 JOLIET PCT 025	0
0187 JOLIET PCT 026	0
0188 JOLIET PCT 027	0
0189 JOLIET PCT 028	0
0190 JOLIET PCT 029	0
0191 JOLIET PCT 030	0
0192 JOLIET PCT 031	0
0193 JOLIET PCT 032	0
0194 JOLIET PCT 033	0
0195 JOLIET PCT 034	0
0196 JOLIET PCT 035	0
0197 JOLIET PCT 036	0
0198 JOLIET PCT 037	0
0199 JOLIET PCT 038	0
0200 JOLIET PCT 039	0
0201 JOLIET PCT 040	0
0202 JOLIET PCT 041	0
0203 JOLIET PCT 042	0
0204 JOLIET PCT 043	0
0205 JOLIET PCT 044	0
0206 JOLIET PCT 045	0
0207 JOLIET PCT 046	0
0208 JOLIET PCT 047	0
0209 JOLIET PCT 048	0
0210 JOLIET PCT 049	0
0211 JOLIET PCT 050	0
0212 JOLIET PCT 051	0
0213 JOLIET PCT 052	0
0214 JOLIET PCT 053	0
0215 JOLIET PCT 054	0
0216 JOLIET PCT 055	0
0217 JOLIET PCT 056	0
0218 JOLIET PCT 057	0
0219 JOLIET PCT 058	0
0220 JOLIET PCT 059	0

VOTES PERCENT

12TH JUDICIAL CIRCUIT (WHITE VACANCY)

Vote for 1

0

01 = NO CANDIDATE FILED

(CONTINUED FROM PREVIOUS PAGE)

01

0221 JOLIET PCT 060	0
0222 JOLIET PCT 061	0
0223 JOLIET PCT 062	0
0224 JOLIET PCT 063	0
0225 JOLIET PCT 064	0
0226 LOCKPORT PCT 001	0
0227 LOCKPORT PCT 002	0
0228 LOCKPORT PCT 003	0
0229 LOCKPORT PCT 004	0
0230 LOCKPORT PCT 005	0
0231 LOCKPORT PCT 006	0
0232 LOCKPORT PCT 007	0
0233 LOCKPORT PCT 008	0
0234 LOCKPORT PCT 009	0
0235 LOCKPORT PCT 010	0
0236 LOCKPORT PCT 011	0
0237 LOCKPORT PCT 012	0
0238 LOCKPORT PCT 013	0
0239 LOCKPORT PCT 014	0
0240 LOCKPORT PCT 015	0
0241 LOCKPORT PCT 016	0
0242 LOCKPORT PCT 017	0
0243 LOCKPORT PCT 018	0
0244 LOCKPORT PCT 019	0
0245 LOCKPORT PCT 020	0
0246 LOCKPORT PCT 021	0
0247 LOCKPORT PCT 022	0
0248 LOCKPORT PCT 023	0
0249 LOCKPORT PCT 024	0
0250 LOCKPORT PCT 025	0
0251 LOCKPORT PCT 026	0
0252 LOCKPORT PCT 027	0
0253 LOCKPORT PCT 028	0
0254 LOCKPORT PCT 029	0
0255 LOCKPORT PCT 030	0
0256 LOCKPORT PCT 031	0
0257 LOCKPORT PCT 032	0
0258 LOCKPORT PCT 033	0
0259 LOCKPORT PCT 034	0
0260 LOCKPORT PCT 035	0
0261 LOCKPORT PCT 036	0
0262 LOCKPORT PCT 037	0
0263 MANHATTAN PCT 001	0
0264 MANHATTAN PCT 002	0
0265 MANHATTAN PCT 003	0
0266 MANHATTAN PCT 004	0
0267 MANHATTAN PCT 005	0
0268 MONEE PCT 001	0
0269 MONEE PCT 002	0
0270 MONEE PCT 003	0
0271 MONEE PCT 004	0
0272 MONEE PCT 005	0
0273 MONEE PCT 006	0
0274 MONEE PCT 007	0
0275 MONEE PCT 008	0



VOTES PERCENT

12TH JUDICIAL CIRCUIT (WHITE VACANCY)

Vote for 1

0

01 = NO CANDIDATE FILED

(CONTINUED FROM PREVIOUS PAGE) 01

0276 MONEE PCT 009	0
0277 MONEE PCT 010	0
0278 MONEE PCT 011	0
0279 MONEE PCT 012	0
0280 NEW LENOX PCT 001	0
0281 NEW LENOX PCT 002	0
0282 NEW LENOX PCT 003	0
0283 NEW LENOX PCT 004	0
0284 NEW LENOX PCT 005	0
0285 NEW LENOX PCT 006	0
0286 NEW LENOX PCT 007	0
0287 NEW LENOX PCT 008	0
0288 NEW LENOX PCT 009	0
0289 NEW LENOX PCT 010	0
0290 NEW LENOX PCT 011	0
0291 NEW LENOX PCT 012	0
0292 NEW LENOX PCT 013	0
0293 NEW LENOX PCT 014	0
0294 NEW LENOX PCT 015	0
0295 NEW LENOX PCT 016	0
0296 NEW LENOX PCT 017	0
0297 NEW LENOX PCT 018	0
0298 NEW LENOX PCT 019	0
0299 NEW LENOX PCT 020	0
0300 NEW LENOX PCT 021	0
0301 NEW LENOX PCT 022	0
0302 NEW LENOX PCT 023	0
0303 NEW LENOX PCT 024	0
0304 NEW LENOX PCT 025	0
0305 NEW LENOX PCT 026	0
0306 NEW LENOX PCT 027	0
0307 NEW LENOX PCT 028	0
0308 NEW LENOX PCT 029	0
0309 NEW LENOX PCT 030	0
0310 PEOTONE PCT 001	0
0311 PEOTONE PCT 002	0
0312 PEOTONE PCT 003	0
0313 PLAINFIELD PCT 001	0
0314 PLAINFIELD PCT 002	0
0315 PLAINFIELD PCT 003	0
0316 PLAINFIELD PCT 004	0
0317 PLAINFIELD PCT 005	0
0318 PLAINFIELD PCT 006	0
0319 PLAINFIELD PCT 007	0
0320 PLAINFIELD PCT 008	0
0321 PLAINFIELD PCT 009	0
0322 PLAINFIELD PCT 010	0
0323 PLAINFIELD PCT 011	0
0324 PLAINFIELD PCT 012	0
0325 PLAINFIELD PCT 013	0
0326 PLAINFIELD PCT 014	0
0327 PLAINFIELD PCT 015	0
0328 PLAINFIELD PCT 016	0
0329 PLAINFIELD PCT 017	0
0330 PLAINFIELD PCT 018	0

VOTES PERCENT

12TH JUDICIAL CIRCUIT (WHITE VACANCY)

Vote for 1

01 = NO CANDIDATE FILED

0

(CONTINUED FROM PREVIOUS PAGE) 01

0331 PLAINFIELD PCT 019	0
0332 PLAINFIELD PCT 020	0
0333 PLAINFIELD PCT 021	0
0334 PLAINFIELD PCT 022	0
0335 PLAINFIELD PCT 023	0
0336 PLAINFIELD PCT 024	0
0337 PLAINFIELD PCT 025	0
0338 PLAINFIELD PCT 026	0
0339 PLAINFIELD PCT 027	0
0340 PLAINFIELD PCT 028	0
0341 PLAINFIELD PCT 029	0
0342 PLAINFIELD PCT 030	0
0343 PLAINFIELD PCT 031	0
0344 PLAINFIELD PCT 032	0
0345 PLAINFIELD PCT 033	0
0346 PLAINFIELD PCT 034	0
0347 PLAINFIELD PCT 035	0
0348 PLAINFIELD PCT 036	0
0349 PLAINFIELD PCT 037	0
0350 PLAINFIELD PCT 038	0
0351 PLAINFIELD PCT 039	0
0352 PLAINFIELD PCT 040	0
0353 PLAINFIELD PCT 041	0
0354 PLAINFIELD PCT 042	0
0355 PLAINFIELD PCT 043	0
0356 PLAINFIELD PCT 044	0
0357 PLAINFIELD PCT 045	0
0358 PLAINFIELD PCT 046	0
0359 REED PCT 001	0
0360 REED PCT 002	0
0361 REED PCT 003	0
0362 REED PCT 004	0
0363 REED PCT 005	0
0364 TROY PCT 001	0
0365 TROY PCT 002	0
0366 TROY PCT 003	0
0367 TROY PCT 004	0
0368 TROY PCT 005	0
0369 TROY PCT 006	0
0370 TROY PCT 007	0
0371 TROY PCT 008	0
0372 TROY PCT 009	0
0373 TROY PCT 010	0
0374 TROY PCT 011	0
0375 TROY PCT 012	0
0376 TROY PCT 013	0
0377 TROY PCT 014	0
0378 TROY PCT 015	0
0379 TROY PCT 016	0
0380 TROY PCT 017	0
0381 TROY PCT 018	0
0382 TROY PCT 019	0
0383 TROY PCT 020	0
0384 TROY PCT 021	0
0385 TROY PCT 022	0

VOTES PERCENT

12TH JUDICIAL CIRCUIT (WHITE VACANCY)

Vote for 1

01 = NO CANDIDATE FILED

0

(CONTINUED FROM PREVIOUS PAGE)

01

0386 TROY PCT 023	0
0387 TROY PCT 024	0
0388 TROY PCT 025	0
0389 TROY PCT 026	0
0390 TROY PCT 027	0
0391 TROY PCT 028	0
0392 TROY PCT 029	0
0393 TROY PCT 030	0
0394 WASHINGTON PCT 001	0
0395 WASHINGTON PCT 002	0
0396 WASHINGTON PCT 003	0
0397 WASHINGTON PCT 004	0
0398 WESLEY PCT 001	0
0399 WESLEY PCT 002	0
0400 WHEATLAND PCT 001	0
0401 WHEATLAND PCT 002	0
0402 WHEATLAND PCT 003	0
0403 WHEATLAND PCT 004	0
0404 WHEATLAND PCT 005	0
0405 WHEATLAND PCT 006	0
0406 WHEATLAND PCT 007	0
0407 WHEATLAND PCT 008	0
0408 WHEATLAND PCT 009	0
0409 WHEATLAND PCT 010	0
0410 WHEATLAND PCT 011	0
0411 WHEATLAND PCT 012	0
0412 WHEATLAND PCT 013	0
0413 WHEATLAND PCT 014	0
0414 WHEATLAND PCT 015	0
0415 WHEATLAND PCT 016	0
0416 WHEATLAND PCT 017	0
0417 WHEATLAND PCT 018	0
0418 WHEATLAND PCT 019	0
0419 WHEATLAND PCT 020	0
0420 WHEATLAND PCT 021	0
0421 WHEATLAND PCT 022	0
0422 WHEATLAND PCT 023	0
0423 WHEATLAND PCT 024	0
0424 WHEATLAND PCT 025	0
0425 WHEATLAND PCT 026	0
0426 WHEATLAND PCT 027	0
0427 WHEATLAND PCT 028	0
0428 WHEATLAND PCT 029	0
0429 WHEATLAND PCT 030	0
0430 WHEATLAND PCT 031	0
0431 WHEATLAND PCT 032	0
0432 WHEATLAND PCT 033	0
0433 WHEATLAND PCT 034	0
0434 WHEATLAND PCT 035	0
0435 WHEATLAND PCT 036	0
0436 WHEATLAND PCT 037	0
0437 WHEATLAND PCT 038	0
0438 WHEATLAND PCT 039	0
0439 WHEATLAND PCT 040	0
0440 WILL PCT 001	0

12TH JUDICIAL CIRCUIT (WHITE VACANCY)

VOTES PERCENT

Vote for 1

01 = NO CANDIDATE FILED

0

(CONTINUED FROM PREVIOUS PAGE)

01

0441 WILMINGTON PCT 001 0  
0442 WILMINGTON PCT 002 0  
0443 WILMINGTON PCT 003 0  
0444 WILMINGTON PCT 004 0  
0445 WILMINGTON PCT 005 0  
0446 WILTON PCT 001 0

---

VOTES PERCENT

12TH JUDICIAL SUBCIRCUIT 1 (PETKA VACANCY)

Vote for 1

01 = NO CANDIDATE FILED

0

-----  
01  
-----

0057 DU PAGE PCT 030	0
0058 DU PAGE PCT 031	0
0059 DU PAGE PCT 032	0
0061 DU PAGE PCT 034	0
0063 DU PAGE PCT 036	0
0074 DU PAGE PCT 047	0
0313 PLAINFIELD PCT 001	0
0314 PLAINFIELD PCT 002	0
0315 PLAINFIELD PCT 003	0
0316 PLAINFIELD PCT 004	0
0317 PLAINFIELD PCT 005	0
0318 PLAINFIELD PCT 006	0
0319 PLAINFIELD PCT 007	0
0320 PLAINFIELD PCT 008	0
0321 PLAINFIELD PCT 009	0
0322 PLAINFIELD PCT 010	0
0323 PLAINFIELD PCT 011	0
0325 PLAINFIELD PCT 013	0
0326 PLAINFIELD PCT 014	0
0327 PLAINFIELD PCT 015	0
0328 PLAINFIELD PCT 016	0
0329 PLAINFIELD PCT 017	0
0330 PLAINFIELD PCT 018	0
0331 PLAINFIELD PCT 019	0
0332 PLAINFIELD PCT 020	0
0333 PLAINFIELD PCT 021	0
0334 PLAINFIELD PCT 022	0
0335 PLAINFIELD PCT 023	0
0336 PLAINFIELD PCT 024	0
0337 PLAINFIELD PCT 025	0
0339 PLAINFIELD PCT 027	0
0340 PLAINFIELD PCT 028	0
0341 PLAINFIELD PCT 029	0
0342 PLAINFIELD PCT 030	0
0343 PLAINFIELD PCT 031	0
0344 PLAINFIELD PCT 032	0
0345 PLAINFIELD PCT 033	0
0346 PLAINFIELD PCT 034	0
0347 PLAINFIELD PCT 035	0
0348 PLAINFIELD PCT 036	0
0349 PLAINFIELD PCT 037	0
0350 PLAINFIELD PCT 038	0
0351 PLAINFIELD PCT 039	0
0352 PLAINFIELD PCT 040	0
0353 PLAINFIELD PCT 041	0
0354 PLAINFIELD PCT 042	0
0355 PLAINFIELD PCT 043	0
0356 PLAINFIELD PCT 044	0
0357 PLAINFIELD PCT 045	0
0358 PLAINFIELD PCT 046	0
0400 WHEATLAND PCT 001	0
0401 WHEATLAND PCT 002	0
0402 WHEATLAND PCT 003	0
0403 WHEATLAND PCT 004	0
0404 WHEATLAND PCT 005	0

Total Green Ballots Cast for  
Twelfth Judicial Circuit First Subcircuit  
(Petka Vacancy)  
41

**For City of Aurora details  
refer to that section of this book.**

VOTES PERCENT

12TH JUDICIAL SUBCIRCUIT 1 (PETKA VACANCY)

Vote for 1

01 = NO CANDIDATE FILED

0

(CONTINUED FROM PREVIOUS PAGE) 01

0405 WHEATLAND PCT 006	0
0406 WHEATLAND PCT 007	0
0407 WHEATLAND PCT 008	0
0408 WHEATLAND PCT 009	0
0409 WHEATLAND PCT 010	0
0410 WHEATLAND PCT 011	0
0411 WHEATLAND PCT 012	0
0412 WHEATLAND PCT 013	0
0413 WHEATLAND PCT 014	0
0414 WHEATLAND PCT 015	0
0415 WHEATLAND PCT 016	0
0416 WHEATLAND PCT 017	0
0417 WHEATLAND PCT 018	0
0418 WHEATLAND PCT 019	0
0419 WHEATLAND PCT 020	0
0420 WHEATLAND PCT 021	0
0421 WHEATLAND PCT 022	0
0422 WHEATLAND PCT 023	0
0423 WHEATLAND PCT 024	0
0424 WHEATLAND PCT 025	0
0425 WHEATLAND PCT 026	0
0426 WHEATLAND PCT 027	0
0427 WHEATLAND PCT 028	0
0428 WHEATLAND PCT 029	0
0429 WHEATLAND PCT 030	0
0430 WHEATLAND PCT 031	0
0431 WHEATLAND PCT 032	0
0432 WHEATLAND PCT 033	0
0433 WHEATLAND PCT 034	0
0434 WHEATLAND PCT 035	0
0435 WHEATLAND PCT 036	0
0436 WHEATLAND PCT 037	0
0437 WHEATLAND PCT 038	0
0438 WHEATLAND PCT 039	0
0439 WHEATLAND PCT 040	0

---

VOTES PERCENT

12TH JUDICIAL SUBCIRCUIT 3 (A)

Vote for 1

01 = NO CANDIDATE FILED

0

-----  
01  
-----

0001 CHANNAHON PCT 001	0
0002 CHANNAHON PCT 002	0
0003 CHANNAHON PCT 003	0
0004 CHANNAHON PCT 004	0
0005 CHANNAHON PCT 005	0
0006 CHANNAHON PCT 006	0
0007 CHANNAHON PCT 007	0
0008 CHANNAHON PCT 008	0
0009 CHANNAHON PCT 009	0
0010 CRETE PCT 001	0
0011 CRETE PCT 002	0
0012 CRETE PCT 003	0
0013 CRETE PCT 004	0
0014 CRETE PCT 005	0
0015 CRETE PCT 006	0
0016 CRETE PCT 007	0
0017 CRETE PCT 008	0
0018 CRETE PCT 009	0
0019 CRETE PCT 010	0
0020 CRETE PCT 011	0
0021 CRETE PCT 012	0
0022 CRETE PCT 013	0
0023 CRETE PCT 014	0
0024 CRETE PCT 015	0
0025 CRETE PCT 016	0
0026 CRETE PCT 017	0
0027 CUSTER PCT 001	0
0084 FLORENCE PCT 001	0
0127 GREEN GARDEN PCT 001	0
0128 GREEN GARDEN PCT 002	0
0129 GREEN GARDEN PCT 003	0
0158 JACKSON PCT 001	0
0159 JACKSON PCT 002	0
0160 JACKSON PCT 003	0
0161 JACKSON PCT 004	0
0169 JOLIET PCT 008	0
0171 JOLIET PCT 010	0
0198 JOLIET PCT 037	0
0199 JOLIET PCT 038	0
0200 JOLIET PCT 039	0
0201 JOLIET PCT 040	0
0202 JOLIET PCT 041	0
0203 JOLIET PCT 042	0
0204 JOLIET PCT 043	0
0208 JOLIET PCT 047	0
0209 JOLIET PCT 048	0
0211 JOLIET PCT 050	0
0213 JOLIET PCT 052	0
0215 JOLIET PCT 054	0
0216 JOLIET PCT 055	0
0221 JOLIET PCT 060	0
0224 JOLIET PCT 063	0
0263 MANHATTAN PCT 001	0
0264 MANHATTAN PCT 002	0
0265 MANHATTAN PCT 003	0

Total Green Ballots Cast for  
Twelfth Judicial Circuit Third Subcircuit  
Additional Judgeship A  
52

12TH JUDICIAL SUBCIRCUIT 3 (A)

VOTES PERCENT

Vote for 1

01 = NO CANDIDATE FILED

0

(CONTINUED FROM PREVIOUS PAGE) 01

0266 MANHATTAN PCT 004	0
0267 MANHATTAN PCT 005	0
0268 MONEE PCT 001	0
0269 MONEE PCT 002	0
0270 MONEE PCT 003	0
0271 MONEE PCT 004	0
0272 MONEE PCT 005	0
0273 MONEE PCT 006	0
0274 MONEE PCT 007	0
0275 MONEE PCT 008	0
0276 MONEE PCT 009	0
0277 MONEE PCT 010	0
0278 MONEE PCT 011	0
0279 MONEE PCT 012	0
0310 PEOTONE PCT 001	0
0311 PEOTONE PCT 002	0
0312 PEOTONE PCT 003	0
0359 REED PCT 001	0
0360 REED PCT 002	0
0361 REED PCT 003	0
0362 REED PCT 004	0
0363 REED PCT 005	0
0394 WASHINGTON PCT 001	0
0395 WASHINGTON PCT 002	0
0396 WASHINGTON PCT 003	0
0397 WASHINGTON PCT 004	0
0398 WESLEY PCT 001	0
0399 WESLEY PCT 002	0
0440 WILL PCT 001	0
0441 WILMINGTON PCT 001	0
0442 WILMINGTON PCT 002	0
0443 WILMINGTON PCT 003	0
0444 WILMINGTON PCT 004	0
0445 WILMINGTON PCT 005	0
0446 WILTON PCT 001	0



VOTES PERCENT

12TH JUDICIAL SUBCIRCUIT 4 (A)

Vote for 1

01 = NO CANDIDATE FILED

0

-----  
01  
-----

0028 DU PAGE PCT 001	0
0029 DU PAGE PCT 002	0
0030 DU PAGE PCT 003	0
0031 DU PAGE PCT 004	0
0032 DU PAGE PCT 005	0
0033 DU PAGE PCT 006	0
0034 DU PAGE PCT 007	0
0035 DU PAGE PCT 008	0
0036 DU PAGE PCT 009	0
0037 DU PAGE PCT 010	0
0038 DU PAGE PCT 011	0
0039 DU PAGE PCT 012	0
0040 DU PAGE PCT 013	0
0041 DU PAGE PCT 014	0
0042 DU PAGE PCT 015	0
0043 DU PAGE PCT 016	0
0044 DU PAGE PCT 017	0
0045 DU PAGE PCT 018	0
0046 DU PAGE PCT 019	0
0047 DU PAGE PCT 020	0
0048 DU PAGE PCT 021	0
0049 DU PAGE PCT 022	0
0050 DU PAGE PCT 023	0
0051 DU PAGE PCT 024	0
0052 DU PAGE PCT 025	0
0053 DU PAGE PCT 026	0
0054 DU PAGE PCT 027	0
0055 DU PAGE PCT 028	0
0056 DU PAGE PCT 029	0
0060 DU PAGE PCT 033	0
0062 DU PAGE PCT 035	0
0064 DU PAGE PCT 037	0
0065 DU PAGE PCT 038	0
0066 DU PAGE PCT 039	0
0067 DU PAGE PCT 040	0
0068 DU PAGE PCT 041	0
0069 DU PAGE PCT 042	0
0070 DU PAGE PCT 043	0
0071 DU PAGE PCT 044	0
0072 DU PAGE PCT 045	0
0073 DU PAGE PCT 046	0
0075 DU PAGE PCT 048	0
0076 DU PAGE PCT 049	0
0077 DU PAGE PCT 050	0
0078 DU PAGE PCT 051	0
0079 DU PAGE PCT 052	0
0080 DU PAGE PCT 053	0
0081 DU PAGE PCT 054	0
0082 DU PAGE PCT 055	0
0083 DU PAGE PCT 056	0
0226 LOCKPORT PCT 001	0
0227 LOCKPORT PCT 002	0
0228 LOCKPORT PCT 003	0
0229 LOCKPORT PCT 004	0
0230 LOCKPORT PCT 005	0

Total Green Ballots Cast for  
Twelfth Judicial Circuit Fourth Subcircuit  
Additional Judgeship A  
45

VOTES PERCENT

12TH JUDICIAL SUBCIRCUIT 4 (A)

Vote for 1

01 = NO CANDIDATE FILED

0

(CONTINUED FROM PREVIOUS PAGE) 01

0231 LOCKPORT PCT 006	0
0232 LOCKPORT PCT 007	0
0233 LOCKPORT PCT 008	0
0234 LOCKPORT PCT 009	0
0235 LOCKPORT PCT 010	0
0236 LOCKPORT PCT 011	0
0237 LOCKPORT PCT 012	0
0238 LOCKPORT PCT 013	0
0239 LOCKPORT PCT 014	0
0240 LOCKPORT PCT 015	0
0241 LOCKPORT PCT 016	0
0242 LOCKPORT PCT 017	0
0243 LOCKPORT PCT 018	0
0244 LOCKPORT PCT 019	0
0245 LOCKPORT PCT 020	0
0246 LOCKPORT PCT 021	0
0247 LOCKPORT PCT 022	0
0248 LOCKPORT PCT 023	0
0249 LOCKPORT PCT 024	0
0250 LOCKPORT PCT 025	0
0251 LOCKPORT PCT 026	0
0252 LOCKPORT PCT 027	0
0253 LOCKPORT PCT 028	0
0254 LOCKPORT PCT 029	0
0255 LOCKPORT PCT 030	0
0256 LOCKPORT PCT 031	0
0257 LOCKPORT PCT 032	0
0258 LOCKPORT PCT 033	0
0259 LOCKPORT PCT 034	0
0260 LOCKPORT PCT 035	0
0261 LOCKPORT PCT 036	0
0262 LOCKPORT PCT 037	0

VOTES PERCENT

12TH JUDICIAL SUBCIRCUIT 5 (A)

Vote for 1

01 = NO CANDIDATE FILED

0

-----  
01  
-----

0085 FRANKFORT PCT 001	0
0086 FRANKFORT PCT 002	0
0087 FRANKFORT PCT 003	0
0088 FRANKFORT PCT 004	0
0089 FRANKFORT PCT 005	0
0090 FRANKFORT PCT 006	0
0091 FRANKFORT PCT 007	0
0092 FRANKFORT PCT 008	0
0093 FRANKFORT PCT 009	0
0094 FRANKFORT PCT 010	0
0095 FRANKFORT PCT 011	0
0096 FRANKFORT PCT 012	0
0097 FRANKFORT PCT 013	0
0098 FRANKFORT PCT 014	0
0099 FRANKFORT PCT 015	0
0100 FRANKFORT PCT 016	0
0101 FRANKFORT PCT 017	0
0102 FRANKFORT PCT 018	0
0103 FRANKFORT PCT 019	0
0104 FRANKFORT PCT 020	0
0105 FRANKFORT PCT 021	0
0106 FRANKFORT PCT 022	0
0107 FRANKFORT PCT 023	0
0108 FRANKFORT PCT 024	0
0109 FRANKFORT PCT 025	0
0110 FRANKFORT PCT 026	0
0111 FRANKFORT PCT 027	0
0112 FRANKFORT PCT 028	0
0113 FRANKFORT PCT 029	0
0114 FRANKFORT PCT 030	0
0115 FRANKFORT PCT 031	0
0116 FRANKFORT PCT 032	0
0117 FRANKFORT PCT 033	0
0118 FRANKFORT PCT 034	0
0119 FRANKFORT PCT 035	0
0120 FRANKFORT PCT 036	0
0121 FRANKFORT PCT 037	0
0122 FRANKFORT PCT 038	0
0123 FRANKFORT PCT 039	0
0124 FRANKFORT PCT 040	0
0125 FRANKFORT PCT 041	0
0126 FRANKFORT PCT 042	0
0130 HOMER PCT 001	0
0131 HOMER PCT 002	0
0132 HOMER PCT 003	0
0133 HOMER PCT 004	0
0134 HOMER PCT 005	0
0135 HOMER PCT 006	0
0136 HOMER PCT 007	0
0137 HOMER PCT 008	0
0138 HOMER PCT 009	0
0139 HOMER PCT 010	0
0140 HOMER PCT 011	0
0141 HOMER PCT 012	0
0142 HOMER PCT 013	0

Total Green Ballots Cast for  
Twelfth Judicial Circuit Fifth Subcircuit  
Additional Judgeship A  
62

VOTES PERCENT

12TH JUDICIAL SUBCIRCUIT 5 (A)

Vote for 1

01 = NO CANDIDATE FILED

0

(CONTINUED FROM PREVIOUS PAGE)

01

0143 HOMER PCT 014	0
0144 HOMER PCT 015	0
0145 HOMER PCT 016	0
0146 HOMER PCT 017	0
0147 HOMER PCT 018	0
0148 HOMER PCT 019	0
0149 HOMER PCT 020	0
0150 HOMER PCT 021	0
0151 HOMER PCT 022	0
0152 HOMER PCT 023	0
0153 HOMER PCT 024	0
0154 HOMER PCT 025	0
0155 HOMER PCT 026	0
0156 HOMER PCT 027	0
0157 HOMER PCT 028	0
0280 NEW LENOX PCT 001	0
0281 NEW LENOX PCT 002	0
0282 NEW LENOX PCT 003	0
0283 NEW LENOX PCT 004	0
0284 NEW LENOX PCT 005	0
0285 NEW LENOX PCT 006	0
0286 NEW LENOX PCT 007	0
0287 NEW LENOX PCT 008	0
0288 NEW LENOX PCT 009	0
0289 NEW LENOX PCT 010	0
0290 NEW LENOX PCT 011	0
0291 NEW LENOX PCT 012	0
0292 NEW LENOX PCT 013	0
0293 NEW LENOX PCT 014	0
0294 NEW LENOX PCT 015	0
0295 NEW LENOX PCT 016	0
0296 NEW LENOX PCT 017	0
0297 NEW LENOX PCT 018	0
0298 NEW LENOX PCT 019	0
0299 NEW LENOX PCT 020	0
0300 NEW LENOX PCT 021	0
0301 NEW LENOX PCT 022	0
0302 NEW LENOX PCT 023	0
0303 NEW LENOX PCT 024	0
0304 NEW LENOX PCT 025	0
0305 NEW LENOX PCT 026	0
0306 NEW LENOX PCT 027	0
0307 NEW LENOX PCT 028	0
0308 NEW LENOX PCT 029	0
0309 NEW LENOX PCT 030	0

VOTES PERCENT

12TH JUDICIAL SUBCIRCUIT 5 (B)

Vote for 1

01 = NO CANDIDATE FILED

0

-----  
01  
-----

Total Green Ballots Cast for  
Twelfth Judicial Circuit Fifth Subcircuit  
Additional Judgeship B  
62

0085 FRANKFORT PCT 001	0
0086 FRANKFORT PCT 002	0
0087 FRANKFORT PCT 003	0
0088 FRANKFORT PCT 004	0
0089 FRANKFORT PCT 005	0
0090 FRANKFORT PCT 006	0
0091 FRANKFORT PCT 007	0
0092 FRANKFORT PCT 008	0
0093 FRANKFORT PCT 009	0
0094 FRANKFORT PCT 010	0
0095 FRANKFORT PCT 011	0
0096 FRANKFORT PCT 012	0
0097 FRANKFORT PCT 013	0
0098 FRANKFORT PCT 014	0
0099 FRANKFORT PCT 015	0
0100 FRANKFORT PCT 016	0
0101 FRANKFORT PCT 017	0
0102 FRANKFORT PCT 018	0
0103 FRANKFORT PCT 019	0
0104 FRANKFORT PCT 020	0
0105 FRANKFORT PCT 021	0
0106 FRANKFORT PCT 022	0
0107 FRANKFORT PCT 023	0
0108 FRANKFORT PCT 024	0
0109 FRANKFORT PCT 025	0
0110 FRANKFORT PCT 026	0
0111 FRANKFORT PCT 027	0
0112 FRANKFORT PCT 028	0
0113 FRANKFORT PCT 029	0
0114 FRANKFORT PCT 030	0
0115 FRANKFORT PCT 031	0
0116 FRANKFORT PCT 032	0
0117 FRANKFORT PCT 033	0
0118 FRANKFORT PCT 034	0
0119 FRANKFORT PCT 035	0
0120 FRANKFORT PCT 036	0
0121 FRANKFORT PCT 037	0
0122 FRANKFORT PCT 038	0
0123 FRANKFORT PCT 039	0
0124 FRANKFORT PCT 040	0
0125 FRANKFORT PCT 041	0
0126 FRANKFORT PCT 042	0
0130 HOMER PCT 001	0
0131 HOMER PCT 002	0
0132 HOMER PCT 003	0
0133 HOMER PCT 004	0
0134 HOMER PCT 005	0
0135 HOMER PCT 006	0
0136 HOMER PCT 007	0
0137 HOMER PCT 008	0
0138 HOMER PCT 009	0
0139 HOMER PCT 010	0
0140 HOMER PCT 011	0
0141 HOMER PCT 012	0
0142 HOMER PCT 013	0

VOTES PERCENT

12TH JUDICIAL SUBCIRCUIT 5 (B)

Vote for 1

01 = NO CANDIDATE FILED

0

(CONTINUED FROM PREVIOUS PAGE)

01

0143 HOMER PCT 014	0
0144 HOMER PCT 015	0
0145 HOMER PCT 016	0
0146 HOMER PCT 017	0
0147 HOMER PCT 018	0
0148 HOMER PCT 019	0
0149 HOMER PCT 020	0
0150 HOMER PCT 021	0
0151 HOMER PCT 022	0
0152 HOMER PCT 023	0
0153 HOMER PCT 024	0
0154 HOMER PCT 025	0
0155 HOMER PCT 026	0
0156 HOMER PCT 027	0
0157 HOMER PCT 028	0
0280 NEW LENOX PCT 001	0
0281 NEW LENOX PCT 002	0
0282 NEW LENOX PCT 003	0
0283 NEW LENOX PCT 004	0
0284 NEW LENOX PCT 005	0
0285 NEW LENOX PCT 006	0
0286 NEW LENOX PCT 007	0
0287 NEW LENOX PCT 008	0
0288 NEW LENOX PCT 009	0
0289 NEW LENOX PCT 010	0
0290 NEW LENOX PCT 011	0
0291 NEW LENOX PCT 012	0
0292 NEW LENOX PCT 013	0
0293 NEW LENOX PCT 014	0
0294 NEW LENOX PCT 015	0
0295 NEW LENOX PCT 016	0
0296 NEW LENOX PCT 017	0
0297 NEW LENOX PCT 018	0
0298 NEW LENOX PCT 019	0
0299 NEW LENOX PCT 020	0
0300 NEW LENOX PCT 021	0
0301 NEW LENOX PCT 022	0
0302 NEW LENOX PCT 023	0
0303 NEW LENOX PCT 024	0
0304 NEW LENOX PCT 025	0
0305 NEW LENOX PCT 026	0
0306 NEW LENOX PCT 027	0
0307 NEW LENOX PCT 028	0
0308 NEW LENOX PCT 029	0
0309 NEW LENOX PCT 030	0

---



**Nancy Schultz Voots**

W I L L C O U N T Y C L E R K



**Green Party**

**PRECINCT  
COMMITTEEMEN  
SUMMARY**



**Nancy Schultz Voots**

**W I L L C O U N T Y C L E R K**

Will County Clerk's Office • 302 N. Chicago Street • Joliet, Illinois 60432

815 • 740 • 4615 • Fax: 815 • 740 • 4699

Website: [www.thewillcountyclerk.com](http://www.thewillcountyclerk.com) • E-mail: [coclrk@willcountyillinois.com](mailto:coclrk@willcountyillinois.com)

## USE THIS CHART TO DETERMINE YOUR PRECINCT

### TOWNSHIP CODES

- 1 = CHANNAHON
- 2 = CRETE
- 3 = CUSTER
- 4 = DUPAGE
- 5 = FLORENCE
- 6 = FRANKFORT
- 7 = GREEN GARDEN
- 8 = HOMER
- 9 = JACKSON
- 10 = JOLIET
- 11 = LOCKPORT
- 12 = MANHATTAN
- 13 = MONEE
- 14 = NEW LENOX
- 15 = PEOTONE
- 16 = PLAINFIELD
- 17 = REED
- 18 = TROY
- 19 = WASHINGTON
- 20 = WESLEY
- 21 = WHEATLAND
- 22 = WILL
- 23 = WILMINGTON
- 24 = WILTON

**\*\*EXAMPLE\*\***

Precinct: FRANKFORT 4 would read 604



ABSTRACT OF VOTES

WILL COUNTY, ILLINOIS  
 GENERAL PRIMARY ELECTION  
 FEBRUARY 2, 2010  
 GREEN

OFFICIAL RESULTS

	TOTAL VOTES	%	ELECTION DAY CENTRAL COUNT	PROV/GRACE
PRECINCT COMMITTEEMAN 101				
Vote for 1				
(WITH 1 OF 1 PRECINCTS COUNTED)				
NO CANDIDATE FILED . . . . .	0		0	0
PRECINCT COMMITTEEMAN 102				
Vote for 1				
(WITH 1 OF 1 PRECINCTS COUNTED)				
NO CANDIDATE FILED . . . . .	0		0	0
PRECINCT COMMITTEEMAN 103				
Vote for 1				
(WITH 1 OF 1 PRECINCTS COUNTED)				
NO CANDIDATE FILED . . . . .	0		0	0
PRECINCT COMMITTEEMAN 104				
Vote for 1				
(WITH 1 OF 1 PRECINCTS COUNTED)				
NO CANDIDATE FILED . . . . .	0		0	0
PRECINCT COMMITTEEMAN 105				
Vote for 1				
(WITH 1 OF 1 PRECINCTS COUNTED)				
NO CANDIDATE FILED . . . . .	0		0	0
PRECINCT COMMITTEEMAN 106				
Vote for 1				
(WITH 1 OF 1 PRECINCTS COUNTED)				
NO CANDIDATE FILED . . . . .	0		0	0
PRECINCT COMMITTEEMAN 107				
Vote for 1				
(WITH 1 OF 1 PRECINCTS COUNTED)				
NO CANDIDATE FILED . . . . .	0		0	0
PRECINCT COMMITTEEMAN 108				
Vote for 1				
(WITH 1 OF 1 PRECINCTS COUNTED)				
NO CANDIDATE FILED . . . . .	0		0	0
PRECINCT COMMITTEEMAN 109				
Vote for 1				
(WITH 1 OF 1 PRECINCTS COUNTED)				
NO CANDIDATE FILED . . . . .	0		0	0

	TOTAL VOTES	%	ELECTION DAY	CENTRAL COUNT	PROV/GRACE
PRECINCT COMMITTEEMAN 201					
Vote for 1					
(WITH 1 OF 1 PRECINCTS COUNTED)					
NO CANDIDATE FILED . . . . .	0		0	0	0
PRECINCT COMMITTEEMAN 202					
Vote for 1					
(WITH 1 OF 1 PRECINCTS COUNTED)					
NO CANDIDATE FILED . . . . .	0		0	0	0
PRECINCT COMMITTEEMAN 203					
Vote for 1					
(WITH 1 OF 1 PRECINCTS COUNTED)					
NO CANDIDATE FILED . . . . .	0		0	0	0
PRECINCT COMMITTEEMAN 204					
Vote for 1					
(WITH 1 OF 1 PRECINCTS COUNTED)					
NO CANDIDATE FILED . . . . .	0		0	0	0
PRECINCT COMMITTEEMAN 205					
Vote for 1					
(WITH 1 OF 1 PRECINCTS COUNTED)					
NO CANDIDATE FILED . . . . .	0		0	0	0
PRECINCT COMMITTEEMAN 206					
Vote for 1					
(WITH 1 OF 1 PRECINCTS COUNTED)					
NO CANDIDATE FILED . . . . .	0		0	0	0
PRECINCT COMMITTEEMAN 207					
Vote for 1					
(WITH 1 OF 1 PRECINCTS COUNTED)					
NO CANDIDATE FILED . . . . .	0		0	0	0
PRECINCT COMMITTEEMAN 208					
Vote for 1					
(WITH 1 OF 1 PRECINCTS COUNTED)					
NO CANDIDATE FILED . . . . .	0		0	0	0
PRECINCT COMMITTEEMAN 209					
Vote for 1					
(WITH 1 OF 1 PRECINCTS COUNTED)					
NO CANDIDATE FILED . . . . .	0		0	0	0

	TOTAL VOTES	%	ELECTION DAY	CENTRAL COUNT	PROV/GRACE
PRECINCT COMMITTEEMAN 210					
Vote for 1					
(WITH 1 OF 1 PRECINCTS COUNTED)					
NO CANDIDATE FILED . . . . .	0		0	0	0
PRECINCT COMMITTEEMAN 211					
Vote for 1					
(WITH 1 OF 1 PRECINCTS COUNTED)					
NO CANDIDATE FILED . . . . .	0		0	0	0
PRECINCT COMMITTEEMAN 212					
Vote for 1					
(WITH 1 OF 1 PRECINCTS COUNTED)					
NO CANDIDATE FILED . . . . .	0		0	0	0
PRECINCT COMMITTEEMAN 213					
Vote for 1					
(WITH 1 OF 1 PRECINCTS COUNTED)					
NO CANDIDATE FILED . . . . .	0		0	0	0
PRECINCT COMMITTEEMAN 214					
Vote for 1					
(WITH 1 OF 1 PRECINCTS COUNTED)					
NO CANDIDATE FILED . . . . .	0		0	0	0
PRECINCT COMMITTEEMAN 215					
Vote for 1					
(WITH 1 OF 1 PRECINCTS COUNTED)					
NO CANDIDATE FILED . . . . .	0		0	0	0
PRECINCT COMMITTEEMAN 216					
Vote for 1					
(WITH 1 OF 1 PRECINCTS COUNTED)					
NO CANDIDATE FILED . . . . .	0		0	0	0
PRECINCT COMMITTEEMAN 217					
Vote for 1					
(WITH 1 OF 1 PRECINCTS COUNTED)					
NO CANDIDATE FILED . . . . .	0		0	0	0
PRECINCT COMMITTEEMAN 301					
Vote for 1					
(WITH 1 OF 1 PRECINCTS COUNTED)					
NO CANDIDATE FILED . . . . .	0		0	0	0

	TOTAL VOTES	%	ELECTION DAY	CENTRAL COUNT	PROV/GRACE
PRECINCT COMMITTEEMAN 401					
Vote for 1					
(WITH 1 OF 1 PRECINCTS COUNTED)					
NO CANDIDATE FILED . . . . .	0		0	0	0
PRECINCT COMMITTEEMAN 402					
Vote for 1					
(WITH 1 OF 1 PRECINCTS COUNTED)					
NO CANDIDATE FILED . . . . .	0		0	0	0
PRECINCT COMMITTEEMAN 403					
Vote for 1					
(WITH 1 OF 1 PRECINCTS COUNTED)					
NO CANDIDATE FILED . . . . .	0		0	0	0
PRECINCT COMMITTEEMAN 404					
Vote for 1					
(WITH 1 OF 1 PRECINCTS COUNTED)					
NO CANDIDATE FILED . . . . .	0		0	0	0
PRECINCT COMMITTEEMAN 405					
Vote for 1					
(WITH 1 OF 1 PRECINCTS COUNTED)					
NO CANDIDATE FILED . . . . .	0		0	0	0
PRECINCT COMMITTEEMAN 406					
Vote for 1					
(WITH 1 OF 1 PRECINCTS COUNTED)					
NO CANDIDATE FILED . . . . .	0		0	0	0
PRECINCT COMMITTEEMAN 407					
Vote for 1					
(WITH 1 OF 1 PRECINCTS COUNTED)					
NO CANDIDATE FILED . . . . .	0		0	0	0
PRECINCT COMMITTEEMAN 408					
Vote for 1					
(WITH 1 OF 1 PRECINCTS COUNTED)					
NO CANDIDATE FILED . . . . .	0		0	0	0
PRECINCT COMMITTEEMAN 409					
Vote for 1					
(WITH 1 OF 1 PRECINCTS COUNTED)					
NO CANDIDATE FILED . . . . .	0		0	0	0

	TOTAL VOTES	%	ELECTION DAY CENTRAL COUNT	PROV/GRACE
PRECINCT COMMITTEEMAN 410 Vote for 1 (WITH 1 OF 1 PRECINCTS COUNTED) NO CANDIDATE FILED . . . . .	0		0	0
PRECINCT COMMITTEEMAN 411 Vote for 1 (WITH 1 OF 1 PRECINCTS COUNTED) NO CANDIDATE FILED . . . . .	0		0	0
PRECINCT COMMITTEEMAN 412 Vote for 1 (WITH 1 OF 1 PRECINCTS COUNTED) NO CANDIDATE FILED . . . . .	0		0	0
PRECINCT COMMITTEEMAN 413 Vote for 1 (WITH 1 OF 1 PRECINCTS COUNTED) NO CANDIDATE FILED . . . . .	0		0	0
PRECINCT COMMITTEEMAN 414 Vote for 1 (WITH 1 OF 1 PRECINCTS COUNTED) NO CANDIDATE FILED . . . . .	0		0	0
PRECINCT COMMITTEEMAN 415 Vote for 1 (WITH 1 OF 1 PRECINCTS COUNTED) NO CANDIDATE FILED . . . . .	0		0	0
PRECINCT COMMITTEEMAN 416 Vote for 1 (WITH 1 OF 1 PRECINCTS COUNTED) NO CANDIDATE FILED . . . . .	0		0	0
PRECINCT COMMITTEEMAN 417 Vote for 1 (WITH 1 OF 1 PRECINCTS COUNTED) NO CANDIDATE FILED . . . . .	0		0	0
PRECINCT COMMITTEEMAN 418 Vote for 1 (WITH 1 OF 1 PRECINCTS COUNTED) NO CANDIDATE FILED . . . . .	0		0	0

	TOTAL VOTES	%	ELECTION DAY	CENTRAL COUNT	PROV/GRACE
PRECINCT COMMITTEEMAN 419					
Vote for 1					
(WITH 1 OF 1 PRECINCTS COUNTED)					
NO CANDIDATE FILED . . . . .	0		0	0	0
PRECINCT COMMITTEEMAN 420					
Vote for 1					
(WITH 1 OF 1 PRECINCTS COUNTED)					
NO CANDIDATE FILED . . . . .	0		0	0	0
PRECINCT COMMITTEEMAN 421					
Vote for 1					
(WITH 1 OF 1 PRECINCTS COUNTED)					
NO CANDIDATE FILED . . . . .	0		0	0	0
PRECINCT COMMITTEEMAN 422					
Vote for 1					
(WITH 1 OF 1 PRECINCTS COUNTED)					
NO CANDIDATE FILED . . . . .	0		0	0	0
PRECINCT COMMITTEEMAN 423					
Vote for 1					
(WITH 1 OF 1 PRECINCTS COUNTED)					
NO CANDIDATE FILED . . . . .	0		0	0	0
PRECINCT COMMITTEEMAN 424					
Vote for 1					
(WITH 1 OF 1 PRECINCTS COUNTED)					
Andrea Quintanar-Schafer . . . . .	2	100.00	2	0	0
Total . . . . .	2		2	0	0
PRECINCT COMMITTEEMAN 425					
Vote for 1					
(WITH 1 OF 1 PRECINCTS COUNTED)					
NO CANDIDATE FILED . . . . .	0		0	0	0
PRECINCT COMMITTEEMAN 426					
Vote for 1					
(WITH 1 OF 1 PRECINCTS COUNTED)					
NO CANDIDATE FILED . . . . .	0		0	0	0
PRECINCT COMMITTEEMAN 427					
Vote for 1					
(WITH 1 OF 1 PRECINCTS COUNTED)					
NO CANDIDATE FILED . . . . .	0		0	0	0

	TOTAL VOTES	%	ELECTION DAY	CENTRAL COUNT	PROV/GRACE
PRECINCT COMMITTEEMAN 428					
Vote for 1					
(WITH 1 OF 1 PRECINCTS COUNTED)					
NO CANDIDATE FILED . . . . .	0		0	0	0
PRECINCT COMMITTEEMAN 429					
Vote for 1					
(WITH 1 OF 1 PRECINCTS COUNTED)					
NO CANDIDATE FILED . . . . .	0		0	0	0
PRECINCT COMMITTEEMAN 430					
Vote for 1					
(WITH 1 OF 1 PRECINCTS COUNTED)					
NO CANDIDATE FILED . . . . .	0		0	0	0
PRECINCT COMMITTEEMAN 431					
Vote for 1					
(WITH 1 OF 1 PRECINCTS COUNTED)					
NO CANDIDATE FILED . . . . .	0		0	0	0
PRECINCT COMMITTEEMAN 432					
Vote for 1					
(WITH 1 OF 1 PRECINCTS COUNTED)					
NO CANDIDATE FILED . . . . .	0		0	0	0
PRECINCT COMMITTEEMAN 433					
Vote for 1					
(WITH 1 OF 1 PRECINCTS COUNTED)					
NO CANDIDATE FILED . . . . .	0		0	0	0
PRECINCT COMMITTEEMAN 434					
Vote for 1					
(WITH 1 OF 1 PRECINCTS COUNTED)					
NO CANDIDATE FILED . . . . .	0		0	0	0
PRECINCT COMMITTEEMAN 435					
Vote for 1					
(WITH 1 OF 1 PRECINCTS COUNTED)					
NO CANDIDATE FILED . . . . .	0		0	0	0
PRECINCT COMMITTEEMAN 436					
Vote for 1					
(WITH 1 OF 1 PRECINCTS COUNTED)					
NO CANDIDATE FILED . . . . .	0		0	0	0

	TOTAL VOTES	%	ELECTION DAY	CENTRAL COUNT	PROV/GRACE
PRECINCT COMMITTEEMAN 437					
Vote for 1					
(WITH 1 OF 1 PRECINCTS COUNTED)					
NO CANDIDATE FILED . . . . .	0		0	0	0
PRECINCT COMMITTEEMAN 438					
Vote for 1					
(WITH 1 OF 1 PRECINCTS COUNTED)					
NO CANDIDATE FILED . . . . .	0		0	0	0
PRECINCT COMMITTEEMAN 439					
Vote for 1					
(WITH 1 OF 1 PRECINCTS COUNTED)					
NO CANDIDATE FILED . . . . .	0		0	0	0
PRECINCT COMMITTEEMAN 440					
Vote for 1					
(WITH 1 OF 1 PRECINCTS COUNTED)					
NO CANDIDATE FILED . . . . .	0		0	0	0
PRECINCT COMMITTEEMAN 441					
Vote for 1					
(WITH 1 OF 1 PRECINCTS COUNTED)					
NO CANDIDATE FILED . . . . .	0		0	0	0
PRECINCT COMMITTEEMAN 442					
Vote for 1					
(WITH 1 OF 1 PRECINCTS COUNTED)					
NO CANDIDATE FILED . . . . .	0		0	0	0
PRECINCT COMMITTEEMAN 443					
Vote for 1					
(WITH 1 OF 1 PRECINCTS COUNTED)					
NO CANDIDATE FILED . . . . .	0		0	0	0
PRECINCT COMMITTEEMAN 444					
Vote for 1					
(WITH 1 OF 1 PRECINCTS COUNTED)					
NO CANDIDATE FILED . . . . .	0		0	0	0
PRECINCT COMMITTEEMAN 445					
Vote for 1					
(WITH 1 OF 1 PRECINCTS COUNTED)					
NO CANDIDATE FILED . . . . .	0		0	0	0



	TOTAL VOTES	%	ELECTION DAY CENTRAL COUNT	PROV/GRACE
PRECINCT COMMITTEEMAN 446 Vote for 1 (WITH 1 OF 1 PRECINCTS COUNTED) NO CANDIDATE FILED . . . . .	0		0	0
PRECINCT COMMITTEEMAN 447 Vote for 1 (WITH 1 OF 1 PRECINCTS COUNTED) NO CANDIDATE FILED . . . . .	0		0	0
PRECINCT COMMITTEEMAN 448 Vote for 1 (WITH 1 OF 1 PRECINCTS COUNTED) NO CANDIDATE FILED . . . . .	0		0	0
PRECINCT COMMITTEEMAN 449 Vote for 1 (WITH 1 OF 1 PRECINCTS COUNTED) NO CANDIDATE FILED . . . . .	0		0	0
PRECINCT COMMITTEEMAN 450 Vote for 1 (WITH 1 OF 1 PRECINCTS COUNTED) NO CANDIDATE FILED . . . . .	0		0	0
PRECINCT COMMITTEEMAN 451 Vote for 1 (WITH 1 OF 1 PRECINCTS COUNTED) NO CANDIDATE FILED . . . . .	0		0	0
PRECINCT COMMITTEEMAN 452 Vote for 1 (WITH 1 OF 1 PRECINCTS COUNTED) NO CANDIDATE FILED . . . . .	0		0	0
PRECINCT COMMITTEEMAN 453 Vote for 1 (WITH 1 OF 1 PRECINCTS COUNTED) NO CANDIDATE FILED . . . . .	0		0	0
PRECINCT COMMITTEEMAN 454 Vote for 1 (WITH 1 OF 1 PRECINCTS COUNTED) NO CANDIDATE FILED . . . . .	0		0	0

	TOTAL VOTES	%	ELECTION DAY CENTRAL COUNT	PROV/GRACE
PRECINCT COMMITTEEMAN 455 Vote for 1 (WITH 1 OF 1 PRECINCTS COUNTED) NO CANDIDATE FILED . . . . .	0		0	0
PRECINCT COMMITTEEMAN 456 Vote for 1 (WITH 1 OF 1 PRECINCTS COUNTED) NO CANDIDATE FILED . . . . .	0		0	0
PRECINCT COMMITTEEMAN 501 Vote for 1 (WITH 1 OF 1 PRECINCTS COUNTED) NO CANDIDATE FILED . . . . .	0		0	0
PRECINCT COMMITTEEMAN 601 Vote for 1 (WITH 1 OF 1 PRECINCTS COUNTED) NO CANDIDATE FILED . . . . .	0		0	0
PRECINCT COMMITTEEMAN 602 Vote for 1 (WITH 1 OF 1 PRECINCTS COUNTED) NO CANDIDATE FILED . . . . .	0		0	0
PRECINCT COMMITTEEMAN 603 Vote for 1 (WITH 1 OF 1 PRECINCTS COUNTED) NO CANDIDATE FILED . . . . .	0		0	0
PRECINCT COMMITTEEMAN 604 Vote for 1 (WITH 1 OF 1 PRECINCTS COUNTED) NO CANDIDATE FILED . . . . .	0		0	0
PRECINCT COMMITTEEMAN 605 Vote for 1 (WITH 1 OF 1 PRECINCTS COUNTED) NO CANDIDATE FILED . . . . .	0		0	0
PRECINCT COMMITTEEMAN 606 Vote for 1 (WITH 1 OF 1 PRECINCTS COUNTED) NO CANDIDATE FILED . . . . .	0		0	0

	TOTAL VOTES	%	ELECTION DAY	CENTRAL COUNT	PROV/GRACE
PRECINCT COMMITTEEMAN 607					
Vote for 1					
(WITH 1 OF 1 PRECINCTS COUNTED)					
NO CANDIDATE FILED . . . . .	0		0	0	0
PRECINCT COMMITTEEMAN 608					
Vote for 1					
(WITH 1 OF 1 PRECINCTS COUNTED)					
NO CANDIDATE FILED . . . . .	0		0	0	0
PRECINCT COMMITTEEMAN 609					
Vote for 1					
(WITH 1 OF 1 PRECINCTS COUNTED)					
NO CANDIDATE FILED . . . . .	0		0	0	0
PRECINCT COMMITTEEMAN 610					
Vote for 1					
(WITH 1 OF 1 PRECINCTS COUNTED)					
NO CANDIDATE FILED . . . . .	0		0	0	0
PRECINCT COMMITTEEMAN 611					
Vote for 1					
(WITH 1 OF 1 PRECINCTS COUNTED)					
NO CANDIDATE FILED . . . . .	0		0	0	0
PRECINCT COMMITTEEMAN 612					
Vote for 1					
(WITH 1 OF 1 PRECINCTS COUNTED)					
NO CANDIDATE FILED . . . . .	0		0	0	0
PRECINCT COMMITTEEMAN 613					
Vote for 1					
(WITH 1 OF 1 PRECINCTS COUNTED)					
NO CANDIDATE FILED . . . . .	0		0	0	0
PRECINCT COMMITTEEMAN 614					
Vote for 1					
(WITH 1 OF 1 PRECINCTS COUNTED)					
NO CANDIDATE FILED . . . . .	0		0	0	0
PRECINCT COMMITTEEMAN 615					
Vote for 1					
(WITH 1 OF 1 PRECINCTS COUNTED)					
NO CANDIDATE FILED . . . . .	0		0	0	0

	TOTAL VOTES	%	ELECTION DAY CENTRAL COUNT	PROV/GRACE
PRECINCT COMMITTEEMAN 616 Vote for 1 (WITH 1 OF 1 PRECINCTS COUNTED) NO CANDIDATE FILED . . . . .	0		0	0
PRECINCT COMMITTEEMAN 617 Vote for 1 (WITH 1 OF 1 PRECINCTS COUNTED) NO CANDIDATE FILED . . . . .	0		0	0
PRECINCT COMMITTEEMAN 618 Vote for 1 (WITH 1 OF 1 PRECINCTS COUNTED) NO CANDIDATE FILED . . . . .	0		0	0
PRECINCT COMMITTEEMAN 619 Vote for 1 (WITH 1 OF 1 PRECINCTS COUNTED) NO CANDIDATE FILED . . . . .	0		0	0
PRECINCT COMMITTEEMAN 620 Vote for 1 (WITH 1 OF 1 PRECINCTS COUNTED) NO CANDIDATE FILED . . . . .	0		0	0
PRECINCT COMMITTEEMAN 621 Vote for 1 (WITH 1 OF 1 PRECINCTS COUNTED) NO CANDIDATE FILED . . . . .	0		0	0
PRECINCT COMMITTEEMAN 622 Vote for 1 (WITH 1 OF 1 PRECINCTS COUNTED) NO CANDIDATE FILED . . . . .	0		0	0
PRECINCT COMMITTEEMAN 623 Vote for 1 (WITH 1 OF 1 PRECINCTS COUNTED) NO CANDIDATE FILED . . . . .	0		0	0
PRECINCT COMMITTEEMAN 624 Vote for 1 (WITH 1 OF 1 PRECINCTS COUNTED) NO CANDIDATE FILED . . . . .	0		0	0

	TOTAL VOTES	%	ELECTION DAY CENTRAL COUNT	PROV/GRACE
PRECINCT COMMITTEEMAN 625 Vote for 1 (WITH 1 OF 1 PRECINCTS COUNTED) NO CANDIDATE FILED . . . . .	0		0	0
PRECINCT COMMITTEEMAN 626 Vote for 1 (WITH 1 OF 1 PRECINCTS COUNTED) NO CANDIDATE FILED . . . . .	0		0	0
PRECINCT COMMITTEEMAN 627 Vote for 1 (WITH 1 OF 1 PRECINCTS COUNTED) NO CANDIDATE FILED . . . . .	0		0	0
PRECINCT COMMITTEEMAN 628 Vote for 1 (WITH 1 OF 1 PRECINCTS COUNTED) NO CANDIDATE FILED . . . . .	0		0	0
PRECINCT COMMITTEEMAN 629 Vote for 1 (WITH 1 OF 1 PRECINCTS COUNTED) NO CANDIDATE FILED . . . . .	0		0	0
PRECINCT COMMITTEEMAN 630 Vote for 1 (WITH 1 OF 1 PRECINCTS COUNTED) NO CANDIDATE FILED . . . . .	0		0	0
PRECINCT COMMITTEEMAN 631 Vote for 1 (WITH 1 OF 1 PRECINCTS COUNTED) NO CANDIDATE FILED . . . . .	0		0	0
PRECINCT COMMITTEEMAN 632 Vote for 1 (WITH 1 OF 1 PRECINCTS COUNTED) NO CANDIDATE FILED . . . . .	0		0	0
PRECINCT COMMITTEEMAN 633 Vote for 1 (WITH 1 OF 1 PRECINCTS COUNTED) NO CANDIDATE FILED . . . . .	0		0	0

	TOTAL VOTES	%	ELECTION DAY CENTRAL COUNT	PROV/GRACE
PRECINCT COMMITTEEMAN 634 Vote for 1 (WITH 1 OF 1 PRECINCTS COUNTED) NO CANDIDATE FILED . . . . .	0		0	0
PRECINCT COMMITTEEMAN 635 Vote for 1 (WITH 1 OF 1 PRECINCTS COUNTED) NO CANDIDATE FILED . . . . .	0		0	0
PRECINCT COMMITTEEMAN 636 Vote for 1 (WITH 1 OF 1 PRECINCTS COUNTED) NO CANDIDATE FILED . . . . .	0		0	0
PRECINCT COMMITTEEMAN 637 Vote for 1 (WITH 1 OF 1 PRECINCTS COUNTED) NO CANDIDATE FILED . . . . .	0		0	0
PRECINCT COMMITTEEMAN 638 Vote for 1 (WITH 1 OF 1 PRECINCTS COUNTED) NO CANDIDATE FILED . . . . .	0		0	0
PRECINCT COMMITTEEMAN 639 Vote for 1 (WITH 1 OF 1 PRECINCTS COUNTED) NO CANDIDATE FILED . . . . .	0		0	0
PRECINCT COMMITTEEMAN 640 Vote for 1 (WITH 1 OF 1 PRECINCTS COUNTED) NO CANDIDATE FILED . . . . .	0		0	0
PRECINCT COMMITTEEMAN 641 Vote for 1 (WITH 1 OF 1 PRECINCTS COUNTED) NO CANDIDATE FILED . . . . .	0		0	0
PRECINCT COMMITTEEMAN 642 Vote for 1 (WITH 1 OF 1 PRECINCTS COUNTED) NO CANDIDATE FILED . . . . .	0		0	0

	TOTAL VOTES	%	ELECTION DAY CENTRAL COUNT	PROV/GRACE
PRECINCT COMMITTEEMAN 701 Vote for 1 (WITH 1 OF 1 PRECINCTS COUNTED) NO CANDIDATE FILED . . . . .	0		0	0
PRECINCT COMMITTEEMAN 702 Vote for 1 (WITH 1 OF 1 PRECINCTS COUNTED) NO CANDIDATE FILED . . . . .	0		0	0
PRECINCT COMMITTEEMAN 703 Vote for 1 (WITH 1 OF 1 PRECINCTS COUNTED) NO CANDIDATE FILED . . . . .	0		0	0
PRECINCT COMMITTEEMAN 801 Vote for 1 (WITH 1 OF 1 PRECINCTS COUNTED) NO CANDIDATE FILED . . . . .	0		0	0
PRECINCT COMMITTEEMAN 802 Vote for 1 (WITH 1 OF 1 PRECINCTS COUNTED) NO CANDIDATE FILED . . . . .	0		0	0
PRECINCT COMMITTEEMAN 803 Vote for 1 (WITH 1 OF 1 PRECINCTS COUNTED) NO CANDIDATE FILED . . . . .	0		0	0
PRECINCT COMMITTEEMAN 804 Vote for 1 (WITH 1 OF 1 PRECINCTS COUNTED) NO CANDIDATE FILED . . . . .	0		0	0
PRECINCT COMMITTEEMAN 805 Vote for 1 (WITH 1 OF 1 PRECINCTS COUNTED) NO CANDIDATE FILED . . . . .	0		0	0
PRECINCT COMMITTEEMAN 806 Vote for 1 (WITH 1 OF 1 PRECINCTS COUNTED) NO CANDIDATE FILED . . . . .	0		0	0

	TOTAL VOTES	%	ELECTION DAY CENTRAL COUNT	PROV/GRACE
PRECINCT COMMITTEEMAN 807				
Vote for 1				
(WITH 1 OF 1 PRECINCTS COUNTED)				
NO CANDIDATE FILED . . . . .	0		0	0
PRECINCT COMMITTEEMAN 808				
Vote for 1				
(WITH 1 OF 1 PRECINCTS COUNTED)				
NO CANDIDATE FILED . . . . .	0		0	0
PRECINCT COMMITTEEMAN 809				
Vote for 1				
(WITH 1 OF 1 PRECINCTS COUNTED)				
NO CANDIDATE FILED . . . . .	0		0	0
PRECINCT COMMITTEEMAN 810				
Vote for 1				
(WITH 1 OF 1 PRECINCTS COUNTED)				
NO CANDIDATE FILED . . . . .	0		0	0
PRECINCT COMMITTEEMAN 811				
Vote for 1				
(WITH 1 OF 1 PRECINCTS COUNTED)				
NO CANDIDATE FILED . . . . .	0		0	0
PRECINCT COMMITTEEMAN 812				
Vote for 1				
(WITH 1 OF 1 PRECINCTS COUNTED)				
NO CANDIDATE FILED . . . . .	0		0	0
PRECINCT COMMITTEEMAN 813				
Vote for 1				
(WITH 1 OF 1 PRECINCTS COUNTED)				
NO CANDIDATE FILED . . . . .	0		0	0
PRECINCT COMMITTEEMAN 814				
Vote for 1				
(WITH 1 OF 1 PRECINCTS COUNTED)				
NO CANDIDATE FILED . . . . .	0		0	0
PRECINCT COMMITTEEMAN 815				
Vote for 1				
(WITH 1 OF 1 PRECINCTS COUNTED)				
NO CANDIDATE FILED . . . . .	0		0	0



	TOTAL VOTES	%	ELECTION DAY	CENTRAL COUNT	PROV/GRACE
PRECINCT COMMITTEEMAN 816					
Vote for 1					
(WITH 1 OF 1 PRECINCTS COUNTED)					
NO CANDIDATE FILED . . . . .	0		0	0	0
PRECINCT COMMITTEEMAN 817					
Vote for 1					
(WITH 1 OF 1 PRECINCTS COUNTED)					
NO CANDIDATE FILED . . . . .	0		0	0	0
PRECINCT COMMITTEEMAN 818					
Vote for 1					
(WITH 1 OF 1 PRECINCTS COUNTED)					
NO CANDIDATE FILED . . . . .	0		0	0	0
PRECINCT COMMITTEEMAN 819					
Vote for 1					
(WITH 1 OF 1 PRECINCTS COUNTED)					
NO CANDIDATE FILED . . . . .	0		0	0	0
PRECINCT COMMITTEEMAN 820					
Vote for 1					
(WITH 1 OF 1 PRECINCTS COUNTED)					
NO CANDIDATE FILED . . . . .	0		0	0	0
PRECINCT COMMITTEEMAN 821					
Vote for 1					
(WITH 1 OF 1 PRECINCTS COUNTED)					
NO CANDIDATE FILED . . . . .	0		0	0	0
PRECINCT COMMITTEEMAN 822					
Vote for 1					
(WITH 1 OF 1 PRECINCTS COUNTED)					
NO CANDIDATE FILED . . . . .	0		0	0	0
PRECINCT COMMITTEEMAN 823					
Vote for 1					
(WITH 1 OF 1 PRECINCTS COUNTED)					
NO CANDIDATE FILED . . . . .	0		0	0	0
PRECINCT COMMITTEEMAN 824					
Vote for 1					
(WITH 1 OF 1 PRECINCTS COUNTED)					
NO CANDIDATE FILED . . . . .	0		0	0	0

	TOTAL VOTES	%	ELECTION DAY CENTRAL COUNT	PROV/GRACE
PRECINCT COMMITTEEMAN 825 Vote for 1 (WITH 1 OF 1 PRECINCTS COUNTED) NO CANDIDATE FILED . . . . .	0		0	0
PRECINCT COMMITTEEMAN 826 Vote for 1 (WITH 1 OF 1 PRECINCTS COUNTED) NO CANDIDATE FILED . . . . .	0		0	0
PRECINCT COMMITTEEMAN 827 Vote for 1 (WITH 1 OF 1 PRECINCTS COUNTED) NO CANDIDATE FILED . . . . .	0		0	0
PRECINCT COMMITTEEMAN 828 Vote for 1 (WITH 1 OF 1 PRECINCTS COUNTED) NO CANDIDATE FILED . . . . .	0		0	0
PRECINCT COMMITTEEMAN 901 Vote for 1 (WITH 1 OF 1 PRECINCTS COUNTED) NO CANDIDATE FILED . . . . .	0		0	0
PRECINCT COMMITTEEMAN 902 Vote for 1 (WITH 1 OF 1 PRECINCTS COUNTED) NO CANDIDATE FILED . . . . .	0		0	0
PRECINCT COMMITTEEMAN 903 Vote for 1 (WITH 1 OF 1 PRECINCTS COUNTED) NO CANDIDATE FILED . . . . .	0		0	0
PRECINCT COMMITTEEMAN 904 Vote for 1 (WITH 1 OF 1 PRECINCTS COUNTED) NO CANDIDATE FILED . . . . .	0		0	0
PRECINCT COMMITTEEMAN 1001 Vote for 1 (WITH 1 OF 1 PRECINCTS COUNTED) NO CANDIDATE FILED . . . . .	0		0	0

	TOTAL VOTES	%	ELECTION DAY CENTRAL COUNT	PROV/GRACE
PRECINCT COMMITTEEMAN 1002 Vote for 1 (WITH 1 OF 1 PRECINCTS COUNTED) NO CANDIDATE FILED . . . . .	0		0	0
PRECINCT COMMITTEEMAN 1003 Vote for 1 (WITH 1 OF 1 PRECINCTS COUNTED) NO CANDIDATE FILED . . . . .	0		0	0
PRECINCT COMMITTEEMAN 1004 Vote for 1 (WITH 1 OF 1 PRECINCTS COUNTED) NO CANDIDATE FILED . . . . .	0		0	0
PRECINCT COMMITTEEMAN 1005 Vote for 1 (WITH 1 OF 1 PRECINCTS COUNTED) NO CANDIDATE FILED . . . . .	0		0	0
PRECINCT COMMITTEEMAN 1006 Vote for 1 (WITH 1 OF 1 PRECINCTS COUNTED) NO CANDIDATE FILED . . . . .	0		0	0
PRECINCT COMMITTEEMAN 1007 Vote for 1 (WITH 1 OF 1 PRECINCTS COUNTED) NO CANDIDATE FILED . . . . .	0		0	0
PRECINCT COMMITTEEMAN 1008 Vote for 1 (WITH 1 OF 1 PRECINCTS COUNTED) NO CANDIDATE FILED . . . . .	0		0	0
PRECINCT COMMITTEEMAN 1009 Vote for 1 (WITH 1 OF 1 PRECINCTS COUNTED) NO CANDIDATE FILED . . . . .	0		0	0
PRECINCT COMMITTEEMAN 1010 Vote for 1 (WITH 1 OF 1 PRECINCTS COUNTED) NO CANDIDATE FILED . . . . .	0		0	0

	TOTAL VOTES	%	ELECTION DAY	CENTRAL COUNT	PROV/GRACE
PRECINCT COMMITTEEMAN 1011					
Vote for 1					
(WITH 1 OF 1 PRECINCTS COUNTED)					
NO CANDIDATE FILED . . . . .	0		0	0	0
PRECINCT COMMITTEEMAN 1012					
Vote for 1					
(WITH 1 OF 1 PRECINCTS COUNTED)					
NO CANDIDATE FILED . . . . .	0		0	0	0
PRECINCT COMMITTEEMAN 1013					
Vote for 1					
(WITH 1 OF 1 PRECINCTS COUNTED)					
NO CANDIDATE FILED . . . . .	0		0	0	0
PRECINCT COMMITTEEMAN 1014					
Vote for 1					
(WITH 1 OF 1 PRECINCTS COUNTED)					
NO CANDIDATE FILED . . . . .	0		0	0	0
PRECINCT COMMITTEEMAN 1015					
Vote for 1					
(WITH 1 OF 1 PRECINCTS COUNTED)					
Lillian V. "Gini" Lester . . . . .	3	100.00	3	0	0
Total . . . . .	3		3	0	0
PRECINCT COMMITTEEMAN 1016					
Vote for 1					
(WITH 1 OF 1 PRECINCTS COUNTED)					
NO CANDIDATE FILED . . . . .	0		0	0	0
PRECINCT COMMITTEEMAN 1017					
Vote for 1					
(WITH 1 OF 1 PRECINCTS COUNTED)					
NO CANDIDATE FILED . . . . .	0		0	0	0
PRECINCT COMMITTEEMAN 1018					
Vote for 1					
(WITH 1 OF 1 PRECINCTS COUNTED)					
NO CANDIDATE FILED . . . . .	0		0	0	0
PRECINCT COMMITTEEMAN 1019					
Vote for 1					
(WITH 1 OF 1 PRECINCTS COUNTED)					
NO CANDIDATE FILED . . . . .	0		0	0	0

	TOTAL VOTES	%	ELECTION DAY	CENTRAL COUNT	PROV/GRACE
PRECINCT COMMITTEEMAN 1020					
Vote for 1					
(WITH 1 OF 1 PRECINCTS COUNTED)					
NO CANDIDATE FILED . . . . .	0		0	0	0
PRECINCT COMMITTEEMAN 1021					
Vote for 1					
(WITH 1 OF 1 PRECINCTS COUNTED)					
NO CANDIDATE FILED . . . . .	0		0	0	0
PRECINCT COMMITTEEMAN 1022					
Vote for 1					
(WITH 1 OF 1 PRECINCTS COUNTED)					
NO CANDIDATE FILED . . . . .	0		0	0	0
PRECINCT COMMITTEEMAN 1023					
Vote for 1					
(WITH 1 OF 1 PRECINCTS COUNTED)					
NO CANDIDATE FILED . . . . .	0		0	0	0
PRECINCT COMMITTEEMAN 1024					
Vote for 1					
(WITH 1 OF 1 PRECINCTS COUNTED)					
NO CANDIDATE FILED . . . . .	0		0	0	0
PRECINCT COMMITTEEMAN 1025					
Vote for 1					
(WITH 1 OF 1 PRECINCTS COUNTED)					
NO CANDIDATE FILED . . . . .	0		0	0	0
PRECINCT COMMITTEEMAN 1026					
Vote for 1					
(WITH 1 OF 1 PRECINCTS COUNTED)					
NO CANDIDATE FILED . . . . .	0		0	0	0
PRECINCT COMMITTEEMAN 1027					
Vote for 1					
(WITH 1 OF 1 PRECINCTS COUNTED)					
NO CANDIDATE FILED . . . . .	0		0	0	0
PRECINCT COMMITTEEMAN 1028					
Vote for 1					
(WITH 1 OF 1 PRECINCTS COUNTED)					
NO CANDIDATE FILED . . . . .	0		0	0	0

	TOTAL VOTES	%	ELECTION DAY CENTRAL COUNT	PROV/GRACE
PRECINCT COMMITTEEMAN 1029				
Vote for 1				
(WITH 1 OF 1 PRECINCTS COUNTED)				
NO CANDIDATE FILED . . . . .	0		0	0
PRECINCT COMMITTEEMAN 1030				
Vote for 1				
(WITH 1 OF 1 PRECINCTS COUNTED)				
NO CANDIDATE FILED . . . . .	0		0	0
PRECINCT COMMITTEEMAN 1031				
Vote for 1				
(WITH 1 OF 1 PRECINCTS COUNTED)				
NO CANDIDATE FILED . . . . .	0		0	0
PRECINCT COMMITTEEMAN 1032				
Vote for 1				
(WITH 1 OF 1 PRECINCTS COUNTED)				
NO CANDIDATE FILED . . . . .	0		0	0
PRECINCT COMMITTEEMAN 1033				
Vote for 1				
(WITH 1 OF 1 PRECINCTS COUNTED)				
NO CANDIDATE FILED . . . . .	0		0	0
PRECINCT COMMITTEEMAN 1034				
Vote for 1				
(WITH 1 OF 1 PRECINCTS COUNTED)				
NO CANDIDATE FILED . . . . .	0		0	0
PRECINCT COMMITTEEMAN 1035				
Vote for 1				
(WITH 1 OF 1 PRECINCTS COUNTED)				
NO CANDIDATE FILED . . . . .	0		0	0
PRECINCT COMMITTEEMAN 1036				
Vote for 1				
(WITH 1 OF 1 PRECINCTS COUNTED)				
NO CANDIDATE FILED . . . . .	0		0	0
PRECINCT COMMITTEEMAN 1037				
Vote for 1				
(WITH 1 OF 1 PRECINCTS COUNTED)				
NO CANDIDATE FILED . . . . .	0		0	0

	TOTAL VOTES	%	ELECTION DAY	CENTRAL COUNT	PROV/GRACE
PRECINCT COMMITTEEMAN 1038					
Vote for 1					
(WITH 1 OF 1 PRECINCTS COUNTED)					
NO CANDIDATE FILED . . . . .	0		0	0	0
PRECINCT COMMITTEEMAN 1039					
Vote for 1					
(WITH 1 OF 1 PRECINCTS COUNTED)					
NO CANDIDATE FILED . . . . .	0		0	0	0
PRECINCT COMMITTEEMAN 1040					
Vote for 1					
(WITH 1 OF 1 PRECINCTS COUNTED)					
NO CANDIDATE FILED . . . . .	0		0	0	0
PRECINCT COMMITTEEMAN 1041					
Vote for 1					
(WITH 1 OF 1 PRECINCTS COUNTED)					
NO CANDIDATE FILED . . . . .	0		0	0	0
PRECINCT COMMITTEEMAN 1042					
Vote for 1					
(WITH 1 OF 1 PRECINCTS COUNTED)					
NO CANDIDATE FILED . . . . .	0		0	0	0
PRECINCT COMMITTEEMAN 1043					
Vote for 1					
(WITH 1 OF 1 PRECINCTS COUNTED)					
NO CANDIDATE FILED . . . . .	0		0	0	0
PRECINCT COMMITTEEMAN 1044					
Vote for 1					
(WITH 1 OF 1 PRECINCTS COUNTED)					
NO CANDIDATE FILED . . . . .	0		0	0	0
PRECINCT COMMITTEEMAN 1045					
Vote for 1					
(WITH 1 OF 1 PRECINCTS COUNTED)					
NO CANDIDATE FILED . . . . .	0		0	0	0
PRECINCT COMMITTEEMAN 1046					
Vote for 1					
(WITH 1 OF 1 PRECINCTS COUNTED)					
NO CANDIDATE FILED . . . . .	0		0	0	0

	TOTAL VOTES	%	ELECTION DAY	CENTRAL COUNT	PROV/GRACE
PRECINCT COMMITTEEMAN 1047					
Vote for 1					
(WITH 1 OF 1 PRECINCTS COUNTED)					
NO CANDIDATE FILED . . . . .	0		0	0	0
PRECINCT COMMITTEEMAN 1048					
Vote for 1					
(WITH 1 OF 1 PRECINCTS COUNTED)					
NO CANDIDATE FILED . . . . .	0		0	0	0
PRECINCT COMMITTEEMAN 1049					
Vote for 1					
(WITH 1 OF 1 PRECINCTS COUNTED)					
NO CANDIDATE FILED . . . . .	0		0	0	0
PRECINCT COMMITTEEMAN 1050					
Vote for 1					
(WITH 1 OF 1 PRECINCTS COUNTED)					
NO CANDIDATE FILED . . . . .	0		0	0	0
PRECINCT COMMITTEEMAN 1051					
Vote for 1					
(WITH 1 OF 1 PRECINCTS COUNTED)					
NO CANDIDATE FILED . . . . .	0		0	0	0
PRECINCT COMMITTEEMAN 1052					
Vote for 1					
(WITH 1 OF 1 PRECINCTS COUNTED)					
NO CANDIDATE FILED . . . . .	0		0	0	0
PRECINCT COMMITTEEMAN 1053					
Vote for 1					
(WITH 1 OF 1 PRECINCTS COUNTED)					
NO CANDIDATE FILED . . . . .	0		0	0	0
PRECINCT COMMITTEEMAN 1054					
Vote for 1					
(WITH 1 OF 1 PRECINCTS COUNTED)					
NO CANDIDATE FILED . . . . .	0		0	0	0
PRECINCT COMMITTEEMAN 1055					
Vote for 1					
(WITH 1 OF 1 PRECINCTS COUNTED)					
NO CANDIDATE FILED . . . . .	0		0	0	0



	TOTAL VOTES	%	ELECTION DAY CENTRAL COUNT	PROV/GRACE
PRECINCT COMMITTEEMAN 1056				
Vote for 1				
(WITH 1 OF 1 PRECINCTS COUNTED)				
NO CANDIDATE FILED . . . . .	0		0	0
PRECINCT COMMITTEEMAN 1057				
Vote for 1				
(WITH 1 OF 1 PRECINCTS COUNTED)				
NO CANDIDATE FILED . . . . .	0		0	0
PRECINCT COMMITTEEMAN 1058				
Vote for 1				
(WITH 1 OF 1 PRECINCTS COUNTED)				
NO CANDIDATE FILED . . . . .	0		0	0
PRECINCT COMMITTEEMAN 1059				
Vote for 1				
(WITH 1 OF 1 PRECINCTS COUNTED)				
NO CANDIDATE FILED . . . . .	0		0	0
PRECINCT COMMITTEEMAN 1060				
Vote for 1				
(WITH 1 OF 1 PRECINCTS COUNTED)				
NO CANDIDATE FILED . . . . .	0		0	0
PRECINCT COMMITTEEMAN 1061				
Vote for 1				
(WITH 1 OF 1 PRECINCTS COUNTED)				
NO CANDIDATE FILED . . . . .	0		0	0
PRECINCT COMMITTEEMAN 1062				
Vote for 1				
(WITH 1 OF 1 PRECINCTS COUNTED)				
NO CANDIDATE FILED . . . . .	0		0	0
PRECINCT COMMITTEEMAN 1063				
Vote for 1				
(WITH 1 OF 1 PRECINCTS COUNTED)				
NO CANDIDATE FILED . . . . .	0		0	0
PRECINCT COMMITTEEMAN 1064				
Vote for 1				
(WITH 1 OF 1 PRECINCTS COUNTED)				
NO CANDIDATE FILED . . . . .	0		0	0

	TOTAL VOTES	%	ELECTION DAY	CENTRAL COUNT	PROV/GRACE
PRECINCT COMMITTEEMAN 1101 Vote for 1 (WITH 1 OF 1 PRECINCTS COUNTED) NO CANDIDATE FILED . . . . .	0		0	0	0
PRECINCT COMMITTEEMAN 1102 Vote for 1 (WITH 1 OF 1 PRECINCTS COUNTED) NO CANDIDATE FILED . . . . .	0		0	0	0
PRECINCT COMMITTEEMAN 1103 Vote for 1 (WITH 1 OF 1 PRECINCTS COUNTED) NO CANDIDATE FILED . . . . .	0		0	0	0
PRECINCT COMMITTEEMAN 1104 Vote for 1 (WITH 1 OF 1 PRECINCTS COUNTED) NO CANDIDATE FILED . . . . .	0		0	0	0
PRECINCT COMMITTEEMAN 1105 Vote for 1 (WITH 1 OF 1 PRECINCTS COUNTED) NO CANDIDATE FILED . . . . .	0		0	0	0
PRECINCT COMMITTEEMAN 1106 Vote for 1 (WITH 1 OF 1 PRECINCTS COUNTED) NO CANDIDATE FILED . . . . .	0		0	0	0
PRECINCT COMMITTEEMAN 1107 Vote for 1 (WITH 1 OF 1 PRECINCTS COUNTED) NO CANDIDATE FILED . . . . .	0		0	0	0
PRECINCT COMMITTEEMAN 1108 Vote for 1 (WITH 1 OF 1 PRECINCTS COUNTED) NO CANDIDATE FILED . . . . .	0		0	0	0
PRECINCT COMMITTEEMAN 1109 Vote for 1 (WITH 1 OF 1 PRECINCTS COUNTED) NO CANDIDATE FILED . . . . .	0		0	0	0

	TOTAL VOTES	%	ELECTION DAY	CENTRAL COUNT	PROV/GRACE
PRECINCT COMMITTEEMAN 1110					
Vote for 1					
(WITH 1 OF 1 PRECINCTS COUNTED)					
NO CANDIDATE FILED . . . . .	0		0	0	0
PRECINCT COMMITTEEMAN 1111					
Vote for 1					
(WITH 1 OF 1 PRECINCTS COUNTED)					
NO CANDIDATE FILED . . . . .	0		0	0	0
PRECINCT COMMITTEEMAN 1112					
Vote for 1					
(WITH 1 OF 1 PRECINCTS COUNTED)					
NO CANDIDATE FILED . . . . .	0		0	0	0
PRECINCT COMMITTEEMAN 1113					
Vote for 1					
(WITH 1 OF 1 PRECINCTS COUNTED)					
NO CANDIDATE FILED . . . . .	0		0	0	0
PRECINCT COMMITTEEMAN 1114					
Vote for 1					
(WITH 1 OF 1 PRECINCTS COUNTED)					
NO CANDIDATE FILED . . . . .	0		0	0	0
PRECINCT COMMITTEEMAN 1115					
Vote for 1					
(WITH 1 OF 1 PRECINCTS COUNTED)					
NO CANDIDATE FILED . . . . .	0		0	0	0
PRECINCT COMMITTEEMAN 1116					
Vote for 1					
(WITH 1 OF 1 PRECINCTS COUNTED)					
NO CANDIDATE FILED . . . . .	0		0	0	0
PRECINCT COMMITTEEMAN 1117					
Vote for 1					
(WITH 1 OF 1 PRECINCTS COUNTED)					
NO CANDIDATE FILED . . . . .	0		0	0	0
PRECINCT COMMITTEEMAN 1118					
Vote for 1					
(WITH 1 OF 1 PRECINCTS COUNTED)					
NO CANDIDATE FILED . . . . .	0		0	0	0

	TOTAL VOTES	%	ELECTION DAY CENTRAL COUNT	PROV/GRACE
PRECINCT COMMITTEEMAN 1119 Vote for 1 (WITH 1 OF 1 PRECINCTS COUNTED) NO CANDIDATE FILED . . . . .	0		0	0
PRECINCT COMMITTEEMAN 1120 Vote for 1 (WITH 1 OF 1 PRECINCTS COUNTED) NO CANDIDATE FILED . . . . .	0		0	0
PRECINCT COMMITTEEMAN 1121 Vote for 1 (WITH 1 OF 1 PRECINCTS COUNTED) NO CANDIDATE FILED . . . . .	0		0	0
PRECINCT COMMITTEEMAN 1122 Vote for 1 (WITH 1 OF 1 PRECINCTS COUNTED) NO CANDIDATE FILED . . . . .	0		0	0
PRECINCT COMMITTEEMAN 1123 Vote for 1 (WITH 1 OF 1 PRECINCTS COUNTED) NO CANDIDATE FILED . . . . .	0		0	0
PRECINCT COMMITTEEMAN 1124 Vote for 1 (WITH 1 OF 1 PRECINCTS COUNTED) NO CANDIDATE FILED . . . . .	0		0	0
PRECINCT COMMITTEEMAN 1125 Vote for 1 (WITH 1 OF 1 PRECINCTS COUNTED) NO CANDIDATE FILED . . . . .	0		0	0
PRECINCT COMMITTEEMAN 1126 Vote for 1 (WITH 1 OF 1 PRECINCTS COUNTED) NO CANDIDATE FILED . . . . .	0		0	0
PRECINCT COMMITTEEMAN 1127 Vote for 1 (WITH 1 OF 1 PRECINCTS COUNTED) NO CANDIDATE FILED . . . . .	0		0	0

	TOTAL VOTES	%	ELECTION DAY CENTRAL COUNT	PROV/GRACE
PRECINCT COMMITTEEMAN 1128				
Vote for 1				
(WITH 1 OF 1 PRECINCTS COUNTED)				
NO CANDIDATE FILED . . . . .	0		0	0
PRECINCT COMMITTEEMAN 1129				
Vote for 1				
(WITH 1 OF 1 PRECINCTS COUNTED)				
NO CANDIDATE FILED . . . . .	0		0	0
PRECINCT COMMITTEEMAN 1130				
Vote for 1				
(WITH 1 OF 1 PRECINCTS COUNTED)				
NO CANDIDATE FILED . . . . .	0		0	0
PRECINCT COMMITTEEMAN 1131				
Vote for 1				
(WITH 1 OF 1 PRECINCTS COUNTED)				
NO CANDIDATE FILED . . . . .	0		0	0
PRECINCT COMMITTEEMAN 1132				
Vote for 1				
(WITH 1 OF 1 PRECINCTS COUNTED)				
NO CANDIDATE FILED . . . . .	0		0	0
PRECINCT COMMITTEEMAN 1133				
Vote for 1				
(WITH 1 OF 1 PRECINCTS COUNTED)				
NO CANDIDATE FILED . . . . .	0		0	0
PRECINCT COMMITTEEMAN 1134				
Vote for 1				
(WITH 1 OF 1 PRECINCTS COUNTED)				
NO CANDIDATE FILED . . . . .	0		0	0
PRECINCT COMMITTEEMAN 1135				
Vote for 1				
(WITH 1 OF 1 PRECINCTS COUNTED)				
NO CANDIDATE FILED . . . . .	0		0	0
PRECINCT COMMITTEEMAN 1136				
Vote for 1				
(WITH 1 OF 1 PRECINCTS COUNTED)				
NO CANDIDATE FILED . . . . .	0		0	0

	TOTAL VOTES	%	ELECTION DAY	CENTRAL COUNT	PROV/GRACE
PRECINCT COMMITTEEMAN 1137					
Vote for 1					
(WITH 1 OF 1 PRECINCTS COUNTED)					
NO CANDIDATE FILED . . . . .	0		0	0	0
PRECINCT COMMITTEEMAN 1201					
Vote for 1					
(WITH 1 OF 1 PRECINCTS COUNTED)					
NO CANDIDATE FILED . . . . .	0		0	0	0
PRECINCT COMMITTEEMAN 1202					
Vote for 1					
(WITH 1 OF 1 PRECINCTS COUNTED)					
NO CANDIDATE FILED . . . . .	0		0	0	0
PRECINCT COMMITTEEMAN 1203					
Vote for 1					
(WITH 1 OF 1 PRECINCTS COUNTED)					
NO CANDIDATE FILED . . . . .	0		0	0	0
PRECINCT COMMITTEEMAN 1204					
Vote for 1					
(WITH 1 OF 1 PRECINCTS COUNTED)					
NO CANDIDATE FILED . . . . .	0		0	0	0
PRECINCT COMMITTEEMAN 1205					
Vote for 1					
(WITH 1 OF 1 PRECINCTS COUNTED)					
Robert Braam . . . . .	2	100.00	1	1	0
Total . . . . .	2		1	1	0
PRECINCT COMMITTEEMAN 1301					
Vote for 1					
(WITH 1 OF 1 PRECINCTS COUNTED)					
NO CANDIDATE FILED . . . . .	0		0	0	0
PRECINCT COMMITTEEMAN 1302					
Vote for 1					
(WITH 1 OF 1 PRECINCTS COUNTED)					
NO CANDIDATE FILED . . . . .	0		0	0	0
PRECINCT COMMITTEEMAN 1303					
Vote for 1					
(WITH 1 OF 1 PRECINCTS COUNTED)					
NO CANDIDATE FILED . . . . .	0		0	0	0

	TOTAL VOTES	%	ELECTION DAY CENTRAL COUNT	PROV/GRACE
PRECINCT COMMITTEEMAN 1304				
Vote for 1				
(WITH 1 OF 1 PRECINCTS COUNTED)				
NO CANDIDATE FILED . . . . .	0		0	0
PRECINCT COMMITTEEMAN 1305				
Vote for 1				
(WITH 1 OF 1 PRECINCTS COUNTED)				
NO CANDIDATE FILED . . . . .	0		0	0
PRECINCT COMMITTEEMAN 1306				
Vote for 1				
(WITH 1 OF 1 PRECINCTS COUNTED)				
NO CANDIDATE FILED . . . . .	0		0	0
PRECINCT COMMITTEEMAN 1307				
Vote for 1				
(WITH 1 OF 1 PRECINCTS COUNTED)				
NO CANDIDATE FILED . . . . .	0		0	0
PRECINCT COMMITTEEMAN 1308				
Vote for 1				
(WITH 1 OF 1 PRECINCTS COUNTED)				
NO CANDIDATE FILED . . . . .	0		0	0
PRECINCT COMMITTEEMAN 1309				
Vote for 1				
(WITH 1 OF 1 PRECINCTS COUNTED)				
NO CANDIDATE FILED . . . . .	0		0	0
PRECINCT COMMITTEEMAN 1310				
Vote for 1				
(WITH 1 OF 1 PRECINCTS COUNTED)				
NO CANDIDATE FILED . . . . .	0		0	0
PRECINCT COMMITTEEMAN 1311				
Vote for 1				
(WITH 1 OF 1 PRECINCTS COUNTED)				
NO CANDIDATE FILED . . . . .	0		0	0
PRECINCT COMMITTEEMAN 1312				
Vote for 1				
(WITH 1 OF 1 PRECINCTS COUNTED)				
NO CANDIDATE FILED . . . . .	0		0	0

	TOTAL VOTES	%	ELECTION DAY CENTRAL COUNT	PROV/GRACE
PRECINCT COMMITTEEMAN 1401 Vote for 1 (WITH 1 OF 1 PRECINCTS COUNTED) NO CANDIDATE FILED . . . . .	0		0	0
PRECINCT COMMITTEEMAN 1402 Vote for 1 (WITH 1 OF 1 PRECINCTS COUNTED) NO CANDIDATE FILED . . . . .	0		0	0
PRECINCT COMMITTEEMAN 1403 Vote for 1 (WITH 1 OF 1 PRECINCTS COUNTED) NO CANDIDATE FILED . . . . .	0		0	0
PRECINCT COMMITTEEMAN 1404 Vote for 1 (WITH 1 OF 1 PRECINCTS COUNTED) NO CANDIDATE FILED . . . . .	0		0	0
PRECINCT COMMITTEEMAN 1405 Vote for 1 (WITH 1 OF 1 PRECINCTS COUNTED) NO CANDIDATE FILED . . . . .	0		0	0
PRECINCT COMMITTEEMAN 1406 Vote for 1 (WITH 1 OF 1 PRECINCTS COUNTED) NO CANDIDATE FILED . . . . .	0		0	0
PRECINCT COMMITTEEMAN 1407 Vote for 1 (WITH 1 OF 1 PRECINCTS COUNTED) NO CANDIDATE FILED . . . . .	0		0	0
PRECINCT COMMITTEEMAN 1408 Vote for 1 (WITH 1 OF 1 PRECINCTS COUNTED) NO CANDIDATE FILED . . . . .	0		0	0
PRECINCT COMMITTEEMAN 1409 Vote for 1 (WITH 1 OF 1 PRECINCTS COUNTED) NO CANDIDATE FILED . . . . .	0		0	0



	TOTAL VOTES	%	ELECTION DAY CENTRAL COUNT	PROV/GRACE
PRECINCT COMMITTEEMAN 1410				
Vote for 1				
(WITH 1 OF 1 PRECINCTS COUNTED)				
NO CANDIDATE FILED . . . . .	0		0	0
PRECINCT COMMITTEEMAN 1411				
Vote for 1				
(WITH 1 OF 1 PRECINCTS COUNTED)				
NO CANDIDATE FILED . . . . .	0		0	0
PRECINCT COMMITTEEMAN 1412				
Vote for 1				
(WITH 1 OF 1 PRECINCTS COUNTED)				
NO CANDIDATE FILED . . . . .	0		0	0
PRECINCT COMMITTEEMAN 1413				
Vote for 1				
(WITH 1 OF 1 PRECINCTS COUNTED)				
NO CANDIDATE FILED . . . . .	0		0	0
PRECINCT COMMITTEEMAN 1414				
Vote for 1				
(WITH 1 OF 1 PRECINCTS COUNTED)				
NO CANDIDATE FILED . . . . .	0		0	0
PRECINCT COMMITTEEMAN 1415				
Vote for 1				
(WITH 1 OF 1 PRECINCTS COUNTED)				
NO CANDIDATE FILED . . . . .	0		0	0
PRECINCT COMMITTEEMAN 1416				
Vote for 1				
(WITH 1 OF 1 PRECINCTS COUNTED)				
NO CANDIDATE FILED . . . . .	0		0	0
PRECINCT COMMITTEEMAN 1417				
Vote for 1				
(WITH 1 OF 1 PRECINCTS COUNTED)				
NO CANDIDATE FILED . . . . .	0		0	0
PRECINCT COMMITTEEMAN 1418				
Vote for 1				
(WITH 1 OF 1 PRECINCTS COUNTED)				
NO CANDIDATE FILED . . . . .	0		0	0

	TOTAL VOTES	%	ELECTION DAY	CENTRAL COUNT	PROV/GRACE
PRECINCT COMMITTEEMAN 1419					
Vote for 1					
(WITH 1 OF 1 PRECINCTS COUNTED)					
NO CANDIDATE FILED . . . . .	0		0	0	0
PRECINCT COMMITTEEMAN 1420					
Vote for 1					
(WITH 1 OF 1 PRECINCTS COUNTED)					
NO CANDIDATE FILED . . . . .	0		0	0	0
PRECINCT COMMITTEEMAN 1421					
Vote for 1					
(WITH 1 OF 1 PRECINCTS COUNTED)					
NO CANDIDATE FILED . . . . .	0		0	0	0
PRECINCT COMMITTEEMAN 1422					
Vote for 1					
(WITH 1 OF 1 PRECINCTS COUNTED)					
NO CANDIDATE FILED . . . . .	0		0	0	0
PRECINCT COMMITTEEMAN 1423					
Vote for 1					
(WITH 1 OF 1 PRECINCTS COUNTED)					
NO CANDIDATE FILED . . . . .	0		0	0	0
PRECINCT COMMITTEEMAN 1424					
Vote for 1					
(WITH 1 OF 1 PRECINCTS COUNTED)					
NO CANDIDATE FILED . . . . .	0		0	0	0
PRECINCT COMMITTEEMAN 1425					
Vote for 1					
(WITH 1 OF 1 PRECINCTS COUNTED)					
NO CANDIDATE FILED . . . . .	0		0	0	0
PRECINCT COMMITTEEMAN 1426					
Vote for 1					
(WITH 1 OF 1 PRECINCTS COUNTED)					
NO CANDIDATE FILED . . . . .	0		0	0	0
PRECINCT COMMITTEEMAN 1427					
Vote for 1					
(WITH 1 OF 1 PRECINCTS COUNTED)					
NO CANDIDATE FILED . . . . .	0		0	0	0

	TOTAL VOTES	%	ELECTION DAY CENTRAL COUNT	PROV/GRACE
PRECINCT COMMITTEEMAN 1428				
Vote for 1				
(WITH 1 OF 1 PRECINCTS COUNTED)				
NO CANDIDATE FILED . . . . .	0		0	0
PRECINCT COMMITTEEMAN 1429				
Vote for 1				
(WITH 1 OF 1 PRECINCTS COUNTED)				
NO CANDIDATE FILED . . . . .	0		0	0
PRECINCT COMMITTEEMAN 1430				
Vote for 1				
(WITH 1 OF 1 PRECINCTS COUNTED)				
NO CANDIDATE FILED . . . . .	0		0	0
PRECINCT COMMITTEEMAN 1501				
Vote for 1				
(WITH 1 OF 1 PRECINCTS COUNTED)				
NO CANDIDATE FILED . . . . .	0		0	0
PRECINCT COMMITTEEMAN 1502				
Vote for 1				
(WITH 1 OF 1 PRECINCTS COUNTED)				
NO CANDIDATE FILED . . . . .	0		0	0
PRECINCT COMMITTEEMAN 1503				
Vote for 1				
(WITH 1 OF 1 PRECINCTS COUNTED)				
NO CANDIDATE FILED . . . . .	0		0	0
PRECINCT COMMITTEEMAN 1601				
Vote for 1				
(WITH 1 OF 1 PRECINCTS COUNTED)				
NO CANDIDATE FILED . . . . .	0		0	0
PRECINCT COMMITTEEMAN 1602				
Vote for 1				
(WITH 1 OF 1 PRECINCTS COUNTED)				
NO CANDIDATE FILED . . . . .	0		0	0
PRECINCT COMMITTEEMAN 1603				
Vote for 1				
(WITH 1 OF 1 PRECINCTS COUNTED)				
NO CANDIDATE FILED . . . . .	0		0	0

	TOTAL VOTES	%	ELECTION DAY	CENTRAL COUNT	PROV/GRACE
PRECINCT COMMITTEEMAN 1604					
Vote for 1					
(WITH 1 OF 1 PRECINCTS COUNTED)					
NO CANDIDATE FILED . . . . .	0		0	0	0
PRECINCT COMMITTEEMAN 1605					
Vote for 1					
(WITH 1 OF 1 PRECINCTS COUNTED)					
NO CANDIDATE FILED . . . . .	0		0	0	0
PRECINCT COMMITTEEMAN 1606					
Vote for 1					
(WITH 1 OF 1 PRECINCTS COUNTED)					
NO CANDIDATE FILED . . . . .	0		0	0	0
PRECINCT COMMITTEEMAN 1607					
Vote for 1					
(WITH 1 OF 1 PRECINCTS COUNTED)					
NO CANDIDATE FILED . . . . .	0		0	0	0
PRECINCT COMMITTEEMAN 1608					
Vote for 1					
(WITH 1 OF 1 PRECINCTS COUNTED)					
NO CANDIDATE FILED . . . . .	0		0	0	0
PRECINCT COMMITTEEMAN 1609					
Vote for 1					
(WITH 1 OF 1 PRECINCTS COUNTED)					
NO CANDIDATE FILED . . . . .	0		0	0	0
PRECINCT COMMITTEEMAN 1610					
Vote for 1					
(WITH 1 OF 1 PRECINCTS COUNTED)					
NO CANDIDATE FILED . . . . .	0		0	0	0
PRECINCT COMMITTEEMAN 1611					
Vote for 1					
(WITH 1 OF 1 PRECINCTS COUNTED)					
NO CANDIDATE FILED . . . . .	0		0	0	0
PRECINCT COMMITTEEMAN 1612					
Vote for 1					
(WITH 1 OF 1 PRECINCTS COUNTED)					
NO CANDIDATE FILED . . . . .	0		0	0	0

	TOTAL VOTES	%	ELECTION DAY CENTRAL COUNT	PROV/GRACE
PRECINCT COMMITTEEMAN 1613				
Vote for 1				
(WITH 1 OF 1 PRECINCTS COUNTED)				
NO CANDIDATE FILED . . . . .	0		0	0
PRECINCT COMMITTEEMAN 1614				
Vote for 1				
(WITH 1 OF 1 PRECINCTS COUNTED)				
NO CANDIDATE FILED . . . . .	0		0	0
PRECINCT COMMITTEEMAN 1615				
Vote for 1				
(WITH 1 OF 1 PRECINCTS COUNTED)				
NO CANDIDATE FILED . . . . .	0		0	0
PRECINCT COMMITTEEMAN 1616				
Vote for 1				
(WITH 1 OF 1 PRECINCTS COUNTED)				
NO CANDIDATE FILED . . . . .	0		0	0
PRECINCT COMMITTEEMAN 1617				
Vote for 1				
(WITH 1 OF 1 PRECINCTS COUNTED)				
NO CANDIDATE FILED . . . . .	0		0	0
PRECINCT COMMITTEEMAN 1618				
Vote for 1				
(WITH 1 OF 1 PRECINCTS COUNTED)				
NO CANDIDATE FILED . . . . .	0		0	0
PRECINCT COMMITTEEMAN 1619				
Vote for 1				
(WITH 1 OF 1 PRECINCTS COUNTED)				
NO CANDIDATE FILED . . . . .	0		0	0
PRECINCT COMMITTEEMAN 1620				
Vote for 1				
(WITH 1 OF 1 PRECINCTS COUNTED)				
NO CANDIDATE FILED . . . . .	0		0	0
PRECINCT COMMITTEEMAN 1621				
Vote for 1				
(WITH 1 OF 1 PRECINCTS COUNTED)				
NO CANDIDATE FILED . . . . .	0		0	0

	TOTAL VOTES	%	ELECTION DAY CENTRAL COUNT	PROV/GRACE
PRECINCT COMMITTEEMAN 1622				
Vote for 1				
(WITH 1 OF 1 PRECINCTS COUNTED)				
NO CANDIDATE FILED . . . . .	0		0	0
PRECINCT COMMITTEEMAN 1623				
Vote for 1				
(WITH 1 OF 1 PRECINCTS COUNTED)				
NO CANDIDATE FILED . . . . .	0		0	0
PRECINCT COMMITTEEMAN 1624				
Vote for 1				
(WITH 1 OF 1 PRECINCTS COUNTED)				
NO CANDIDATE FILED . . . . .	0		0	0
PRECINCT COMMITTEEMAN 1625				
Vote for 1				
(WITH 1 OF 1 PRECINCTS COUNTED)				
NO CANDIDATE FILED . . . . .	0		0	0
PRECINCT COMMITTEEMAN 1626				
Vote for 1				
(WITH 1 OF 1 PRECINCTS COUNTED)				
NO CANDIDATE FILED . . . . .	0		0	0
PRECINCT COMMITTEEMAN 1627				
Vote for 1				
(WITH 1 OF 1 PRECINCTS COUNTED)				
NO CANDIDATE FILED . . . . .	0		0	0
PRECINCT COMMITTEEMAN 1628				
Vote for 1				
(WITH 1 OF 1 PRECINCTS COUNTED)				
NO CANDIDATE FILED . . . . .	0		0	0
PRECINCT COMMITTEEMAN 1629				
Vote for 1				
(WITH 1 OF 1 PRECINCTS COUNTED)				
NO CANDIDATE FILED . . . . .	0		0	0
PRECINCT COMMITTEEMAN 1630				
Vote for 1				
(WITH 1 OF 1 PRECINCTS COUNTED)				
NO CANDIDATE FILED . . . . .	0		0	0

	TOTAL VOTES	%	ELECTION DAY CENTRAL COUNT	PROV/GRACE
PRECINCT COMMITTEEMAN 1631				
Vote for 1				
(WITH 1 OF 1 PRECINCTS COUNTED)				
NO CANDIDATE FILED . . . . .	0		0	0
PRECINCT COMMITTEEMAN 1632				
Vote for 1				
(WITH 1 OF 1 PRECINCTS COUNTED)				
NO CANDIDATE FILED . . . . .	0		0	0
PRECINCT COMMITTEEMAN 1633				
Vote for 1				
(WITH 1 OF 1 PRECINCTS COUNTED)				
NO CANDIDATE FILED . . . . .	0		0	0
PRECINCT COMMITTEEMAN 1634				
Vote for 1				
(WITH 1 OF 1 PRECINCTS COUNTED)				
NO CANDIDATE FILED . . . . .	0		0	0
PRECINCT COMMITTEEMAN 1635				
Vote for 1				
(WITH 1 OF 1 PRECINCTS COUNTED)				
NO CANDIDATE FILED . . . . .	0		0	0
PRECINCT COMMITTEEMAN 1636				
Vote for 1				
(WITH 1 OF 1 PRECINCTS COUNTED)				
NO CANDIDATE FILED . . . . .	0		0	0
PRECINCT COMMITTEEMAN 1637				
Vote for 1				
(WITH 1 OF 1 PRECINCTS COUNTED)				
NO CANDIDATE FILED . . . . .	0		0	0
PRECINCT COMMITTEEMAN 1638				
Vote for 1				
(WITH 1 OF 1 PRECINCTS COUNTED)				
NO CANDIDATE FILED . . . . .	0		0	0
PRECINCT COMMITTEEMAN 1639				
Vote for 1				
(WITH 1 OF 1 PRECINCTS COUNTED)				
NO CANDIDATE FILED . . . . .	0		0	0

	TOTAL VOTES	%	ELECTION DAY CENTRAL COUNT	PROV/GRACE
PRECINCT COMMITTEEMAN 1640				
Vote for 1				
(WITH 1 OF 1 PRECINCTS COUNTED)				
NO CANDIDATE FILED . . . . .	0		0	0
PRECINCT COMMITTEEMAN 1641				
Vote for 1				
(WITH 1 OF 1 PRECINCTS COUNTED)				
NO CANDIDATE FILED . . . . .	0		0	0
PRECINCT COMMITTEEMAN 1642				
Vote for 1				
(WITH 1 OF 1 PRECINCTS COUNTED)				
NO CANDIDATE FILED . . . . .	0		0	0
PRECINCT COMMITTEEMAN 1643				
Vote for 1				
(WITH 1 OF 1 PRECINCTS COUNTED)				
NO CANDIDATE FILED . . . . .	0		0	0
PRECINCT COMMITTEEMAN 1644				
Vote for 1				
(WITH 1 OF 1 PRECINCTS COUNTED)				
NO CANDIDATE FILED . . . . .	0		0	0
PRECINCT COMMITTEEMAN 1645				
Vote for 1				
(WITH 1 OF 1 PRECINCTS COUNTED)				
NO CANDIDATE FILED . . . . .	0		0	0
PRECINCT COMMITTEEMAN 1646				
Vote for 1				
(WITH 1 OF 1 PRECINCTS COUNTED)				
NO CANDIDATE FILED . . . . .	0		0	0
PRECINCT COMMITTEEMAN 1701				
Vote for 1				
(WITH 1 OF 1 PRECINCTS COUNTED)				
NO CANDIDATE FILED . . . . .	0		0	0
PRECINCT COMMITTEEMAN 1702				
Vote for 1				
(WITH 1 OF 1 PRECINCTS COUNTED)				
NO CANDIDATE FILED . . . . .	0		0	0



	TOTAL VOTES	%	ELECTION DAY CENTRAL COUNT	PROV/GRACE
PRECINCT COMMITTEEMAN 1703				
Vote for 1				
(WITH 1 OF 1 PRECINCTS COUNTED)				
NO CANDIDATE FILED . . . . .	0		0	0
PRECINCT COMMITTEEMAN 1704				
Vote for 1				
(WITH 1 OF 1 PRECINCTS COUNTED)				
NO CANDIDATE FILED . . . . .	0		0	0
PRECINCT COMMITTEEMAN 1705				
Vote for 1				
(WITH 1 OF 1 PRECINCTS COUNTED)				
NO CANDIDATE FILED . . . . .	0		0	0
PRECINCT COMMITTEEMAN 1801				
Vote for 1				
(WITH 1 OF 1 PRECINCTS COUNTED)				
NO CANDIDATE FILED . . . . .	0		0	0
PRECINCT COMMITTEEMAN 1802				
Vote for 1				
(WITH 1 OF 1 PRECINCTS COUNTED)				
NO CANDIDATE FILED . . . . .	0		0	0
PRECINCT COMMITTEEMAN 1803				
Vote for 1				
(WITH 1 OF 1 PRECINCTS COUNTED)				
NO CANDIDATE FILED . . . . .	0		0	0
PRECINCT COMMITTEEMAN 1804				
Vote for 1				
(WITH 1 OF 1 PRECINCTS COUNTED)				
NO CANDIDATE FILED . . . . .	0		0	0
PRECINCT COMMITTEEMAN 1805				
Vote for 1				
(WITH 1 OF 1 PRECINCTS COUNTED)				
NO CANDIDATE FILED . . . . .	0		0	0
PRECINCT COMMITTEEMAN 1806				
Vote for 1				
(WITH 1 OF 1 PRECINCTS COUNTED)				
NO CANDIDATE FILED . . . . .	0		0	0

	TOTAL VOTES	%	ELECTION DAY CENTRAL COUNT	PROV/GRACE
PRECINCT COMMITTEEMAN 1807				
Vote for 1				
(WITH 1 OF 1 PRECINCTS COUNTED)				
NO CANDIDATE FILED . . . . .	0		0	0
PRECINCT COMMITTEEMAN 1808				
Vote for 1				
(WITH 1 OF 1 PRECINCTS COUNTED)				
NO CANDIDATE FILED . . . . .	0		0	0
PRECINCT COMMITTEEMAN 1809				
Vote for 1				
(WITH 1 OF 1 PRECINCTS COUNTED)				
NO CANDIDATE FILED . . . . .	0		0	0
PRECINCT COMMITTEEMAN 1810				
Vote for 1				
(WITH 1 OF 1 PRECINCTS COUNTED)				
NO CANDIDATE FILED . . . . .	0		0	0
PRECINCT COMMITTEEMAN 1811				
Vote for 1				
(WITH 1 OF 1 PRECINCTS COUNTED)				
NO CANDIDATE FILED . . . . .	0		0	0
PRECINCT COMMITTEEMAN 1812				
Vote for 1				
(WITH 1 OF 1 PRECINCTS COUNTED)				
NO CANDIDATE FILED . . . . .	0		0	0
PRECINCT COMMITTEEMAN 1813				
Vote for 1				
(WITH 1 OF 1 PRECINCTS COUNTED)				
NO CANDIDATE FILED . . . . .	0		0	0
PRECINCT COMMITTEEMAN 1814				
Vote for 1				
(WITH 1 OF 1 PRECINCTS COUNTED)				
NO CANDIDATE FILED . . . . .	0		0	0
PRECINCT COMMITTEEMAN 1815				
Vote for 1				
(WITH 1 OF 1 PRECINCTS COUNTED)				
NO CANDIDATE FILED . . . . .	0		0	0

	TOTAL VOTES	%	ELECTION DAY CENTRAL COUNT	PROV/GRACE
PRECINCT COMMITTEEMAN 1816				
Vote for 1				
(WITH 1 OF 1 PRECINCTS COUNTED)				
NO CANDIDATE FILED . . . . .	0		0	0
PRECINCT COMMITTEEMAN 1817				
Vote for 1				
(WITH 1 OF 1 PRECINCTS COUNTED)				
NO CANDIDATE FILED . . . . .	0		0	0
PRECINCT COMMITTEEMAN 1818				
Vote for 1				
(WITH 1 OF 1 PRECINCTS COUNTED)				
NO CANDIDATE FILED . . . . .	0		0	0
PRECINCT COMMITTEEMAN 1819				
Vote for 1				
(WITH 1 OF 1 PRECINCTS COUNTED)				
NO CANDIDATE FILED . . . . .	0		0	0
PRECINCT COMMITTEEMAN 1820				
Vote for 1				
(WITH 1 OF 1 PRECINCTS COUNTED)				
NO CANDIDATE FILED . . . . .	0		0	0
PRECINCT COMMITTEEMAN 1821				
Vote for 1				
(WITH 1 OF 1 PRECINCTS COUNTED)				
NO CANDIDATE FILED . . . . .	0		0	0
PRECINCT COMMITTEEMAN 1822				
Vote for 1				
(WITH 1 OF 1 PRECINCTS COUNTED)				
NO CANDIDATE FILED . . . . .	0		0	0
PRECINCT COMMITTEEMAN 1823				
Vote for 1				
(WITH 1 OF 1 PRECINCTS COUNTED)				
NO CANDIDATE FILED . . . . .	0		0	0
PRECINCT COMMITTEEMAN 1824				
Vote for 1				
(WITH 1 OF 1 PRECINCTS COUNTED)				
NO CANDIDATE FILED . . . . .	0		0	0

	TOTAL VOTES	%	ELECTION DAY CENTRAL COUNT	PROV/GRACE
PRECINCT COMMITTEEMAN 1825				
Vote for 1				
(WITH 1 OF 1 PRECINCTS COUNTED)				
NO CANDIDATE FILED . . . . .	0		0	0
PRECINCT COMMITTEEMAN 1826				
Vote for 1				
(WITH 1 OF 1 PRECINCTS COUNTED)				
NO CANDIDATE FILED . . . . .	0		0	0
PRECINCT COMMITTEEMAN 1827				
Vote for 1				
(WITH 1 OF 1 PRECINCTS COUNTED)				
NO CANDIDATE FILED . . . . .	0		0	0
PRECINCT COMMITTEEMAN 1828				
Vote for 1				
(WITH 1 OF 1 PRECINCTS COUNTED)				
NO CANDIDATE FILED . . . . .	0		0	0
PRECINCT COMMITTEEMAN 1829				
Vote for 1				
(WITH 1 OF 1 PRECINCTS COUNTED)				
NO CANDIDATE FILED . . . . .	0		0	0
PRECINCT COMMITTEEMAN 1830				
Vote for 1				
(WITH 1 OF 1 PRECINCTS COUNTED)				
NO CANDIDATE FILED . . . . .	0		0	0
PRECINCT COMMITTEEMAN 1901				
Vote for 1				
(WITH 1 OF 1 PRECINCTS COUNTED)				
NO CANDIDATE FILED . . . . .	0		0	0
PRECINCT COMMITTEEMAN 1902				
Vote for 1				
(WITH 1 OF 1 PRECINCTS COUNTED)				
NO CANDIDATE FILED . . . . .	0		0	0
PRECINCT COMMITTEEMAN 1903				
Vote for 1				
(WITH 1 OF 1 PRECINCTS COUNTED)				
NO CANDIDATE FILED . . . . .	0		0	0

	TOTAL VOTES	%	ELECTION DAY CENTRAL COUNT	PROV/GRACE
PRECINCT COMMITTEEMAN 1904				
Vote for 1				
(WITH 1 OF 1 PRECINCTS COUNTED)				
NO CANDIDATE FILED . . . . .	0		0	0
PRECINCT COMMITTEEMAN 2001				
Vote for 1				
(WITH 1 OF 1 PRECINCTS COUNTED)				
NO CANDIDATE FILED . . . . .	0		0	0
PRECINCT COMMITTEEMAN 2002				
Vote for 1				
(WITH 1 OF 1 PRECINCTS COUNTED)				
NO CANDIDATE FILED . . . . .	0		0	0
PRECINCT COMMITTEEMAN 2101				
Vote for 1				
(WITH 1 OF 1 PRECINCTS COUNTED)				
NO CANDIDATE FILED . . . . .	0		0	0
PRECINCT COMMITTEEMAN 2102				
Vote for 1				
(WITH 1 OF 1 PRECINCTS COUNTED)				
NO CANDIDATE FILED . . . . .	0		0	0
PRECINCT COMMITTEEMAN 2103				
Vote for 1				
(WITH 1 OF 1 PRECINCTS COUNTED)				
NO CANDIDATE FILED . . . . .	0		0	0
PRECINCT COMMITTEEMAN 2104				
Vote for 1				
(WITH 1 OF 1 PRECINCTS COUNTED)				
NO CANDIDATE FILED . . . . .	0		0	0
PRECINCT COMMITTEEMAN 2105				
Vote for 1				
(WITH 1 OF 1 PRECINCTS COUNTED)				
NO CANDIDATE FILED . . . . .	0		0	0
PRECINCT COMMITTEEMAN 2106				
Vote for 1				
(WITH 1 OF 1 PRECINCTS COUNTED)				
NO CANDIDATE FILED . . . . .	0		0	0

	TOTAL VOTES	%	ELECTION DAY CENTRAL COUNT	PROV/GRACE
PRECINCT COMMITTEEMAN 2107				
Vote for 1				
(WITH 1 OF 1 PRECINCTS COUNTED)				
NO CANDIDATE FILED . . . . .	0		0	0
PRECINCT COMMITTEEMAN 2108				
Vote for 1				
(WITH 1 OF 1 PRECINCTS COUNTED)				
NO CANDIDATE FILED . . . . .	0		0	0
PRECINCT COMMITTEEMAN 2109				
Vote for 1				
(WITH 1 OF 1 PRECINCTS COUNTED)				
NO CANDIDATE FILED . . . . .	0		0	0
PRECINCT COMMITTEEMAN 2110				
Vote for 1				
(WITH 1 OF 1 PRECINCTS COUNTED)				
NO CANDIDATE FILED . . . . .	0		0	0
PRECINCT COMMITTEEMAN 2111				
Vote for 1				
(WITH 1 OF 1 PRECINCTS COUNTED)				
NO CANDIDATE FILED . . . . .	0		0	0
PRECINCT COMMITTEEMAN 2112				
Vote for 1				
(WITH 1 OF 1 PRECINCTS COUNTED)				
NO CANDIDATE FILED . . . . .	0		0	0
PRECINCT COMMITTEEMAN 2113				
Vote for 1				
(WITH 1 OF 1 PRECINCTS COUNTED)				
NO CANDIDATE FILED . . . . .	0		0	0
PRECINCT COMMITTEEMAN 2114				
Vote for 1				
(WITH 1 OF 1 PRECINCTS COUNTED)				
NO CANDIDATE FILED . . . . .	0		0	0
PRECINCT COMMITTEEMAN 2115				
Vote for 1				
(WITH 1 OF 1 PRECINCTS COUNTED)				
NO CANDIDATE FILED . . . . .	0		0	0

	TOTAL VOTES	%	ELECTION DAY CENTRAL COUNT	PROV/GRACE
PRECINCT COMMITTEEMAN 2116				
Vote for 1				
(WITH 1 OF 1 PRECINCTS COUNTED)				
NO CANDIDATE FILED . . . . .	0		0	0
PRECINCT COMMITTEEMAN 2117				
Vote for 1				
(WITH 1 OF 1 PRECINCTS COUNTED)				
NO CANDIDATE FILED . . . . .	0		0	0
PRECINCT COMMITTEEMAN 2118				
Vote for 1				
(WITH 1 OF 1 PRECINCTS COUNTED)				
NO CANDIDATE FILED . . . . .	0		0	0
PRECINCT COMMITTEEMAN 2119				
Vote for 1				
(WITH 1 OF 1 PRECINCTS COUNTED)				
NO CANDIDATE FILED . . . . .	0		0	0
PRECINCT COMMITTEEMAN 2120				
Vote for 1				
(WITH 1 OF 1 PRECINCTS COUNTED)				
NO CANDIDATE FILED . . . . .	0		0	0
PRECINCT COMMITTEEMAN 2121				
Vote for 1				
(WITH 1 OF 1 PRECINCTS COUNTED)				
NO CANDIDATE FILED . . . . .	0		0	0
PRECINCT COMMITTEEMAN 2122				
Vote for 1				
(WITH 1 OF 1 PRECINCTS COUNTED)				
NO CANDIDATE FILED . . . . .	0		0	0
PRECINCT COMMITTEEMAN 2123				
Vote for 1				
(WITH 1 OF 1 PRECINCTS COUNTED)				
NO CANDIDATE FILED . . . . .	0		0	0
PRECINCT COMMITTEEMAN 2124				
Vote for 1				
(WITH 1 OF 1 PRECINCTS COUNTED)				
NO CANDIDATE FILED . . . . .	0		0	0

	TOTAL VOTES	%	ELECTION DAY CENTRAL COUNT	PROV/GRACE
PRECINCT COMMITTEEMAN 2125				
Vote for 1				
(WITH 1 OF 1 PRECINCTS COUNTED)				
NO CANDIDATE FILED . . . . .	0		0	0
PRECINCT COMMITTEEMAN 2126				
Vote for 1				
(WITH 1 OF 1 PRECINCTS COUNTED)				
NO CANDIDATE FILED . . . . .	0		0	0
PRECINCT COMMITTEEMAN 2127				
Vote for 1				
(WITH 1 OF 1 PRECINCTS COUNTED)				
NO CANDIDATE FILED . . . . .	0		0	0
PRECINCT COMMITTEEMAN 2128				
Vote for 1				
(WITH 1 OF 1 PRECINCTS COUNTED)				
NO CANDIDATE FILED . . . . .	0		0	0
PRECINCT COMMITTEEMAN 2129				
Vote for 1				
(WITH 1 OF 1 PRECINCTS COUNTED)				
NO CANDIDATE FILED . . . . .	0		0	0
PRECINCT COMMITTEEMAN 2130				
Vote for 1				
(WITH 1 OF 1 PRECINCTS COUNTED)				
NO CANDIDATE FILED . . . . .	0		0	0
PRECINCT COMMITTEEMAN 2131				
Vote for 1				
(WITH 1 OF 1 PRECINCTS COUNTED)				
NO CANDIDATE FILED . . . . .	0		0	0
PRECINCT COMMITTEEMAN 2132				
Vote for 1				
(WITH 1 OF 1 PRECINCTS COUNTED)				
NO CANDIDATE FILED . . . . .	0		0	0
PRECINCT COMMITTEEMAN 2133				
Vote for 1				
(WITH 1 OF 1 PRECINCTS COUNTED)				
NO CANDIDATE FILED . . . . .	0		0	0



	TOTAL VOTES	%	ELECTION DAY CENTRAL COUNT	PROV/GRACE
PRECINCT COMMITTEEMAN 2134				
Vote for 1				
(WITH 1 OF 1 PRECINCTS COUNTED)				
NO CANDIDATE FILED . . . . .	0		0	0
PRECINCT COMMITTEEMAN 2135				
Vote for 1				
(WITH 1 OF 1 PRECINCTS COUNTED)				
NO CANDIDATE FILED . . . . .	0		0	0
PRECINCT COMMITTEEMAN 2136				
Vote for 1				
(WITH 1 OF 1 PRECINCTS COUNTED)				
NO CANDIDATE FILED . . . . .	0		0	0
PRECINCT COMMITTEEMAN 2137				
Vote for 1				
(WITH 1 OF 1 PRECINCTS COUNTED)				
NO CANDIDATE FILED . . . . .	0		0	0
PRECINCT COMMITTEEMAN 2138				
Vote for 1				
(WITH 1 OF 1 PRECINCTS COUNTED)				
NO CANDIDATE FILED . . . . .	0		0	0
PRECINCT COMMITTEEMAN 2139				
Vote for 1				
(WITH 1 OF 1 PRECINCTS COUNTED)				
NO CANDIDATE FILED . . . . .	0		0	0
PRECINCT COMMITTEEMAN 2140				
Vote for 1				
(WITH 1 OF 1 PRECINCTS COUNTED)				
NO CANDIDATE FILED . . . . .	0		0	0
PRECINCT COMMITTEEMAN 2201				
Vote for 1				
(WITH 1 OF 1 PRECINCTS COUNTED)				
NO CANDIDATE FILED . . . . .	0		0	0
PRECINCT COMMITTEEMAN 2301				
Vote for 1				
(WITH 1 OF 1 PRECINCTS COUNTED)				
NO CANDIDATE FILED . . . . .	0		0	0

	TOTAL VOTES	%	ELECTION DAY	CENTRAL COUNT	PROV/GRACE
PRECINCT COMMITTEEMAN 2302					
Vote for 1					
(WITH 1 OF 1 PRECINCTS COUNTED)					
NO CANDIDATE FILED . . . . .	0		0	0	0
PRECINCT COMMITTEEMAN 2303					
Vote for 1					
(WITH 1 OF 1 PRECINCTS COUNTED)					
NO CANDIDATE FILED . . . . .	0		0	0	0
PRECINCT COMMITTEEMAN 2304					
Vote for 1					
(WITH 1 OF 1 PRECINCTS COUNTED)					
NO CANDIDATE FILED . . . . .	0		0	0	0
PRECINCT COMMITTEEMAN 2305					
Vote for 1					
(WITH 1 OF 1 PRECINCTS COUNTED)					
NO CANDIDATE FILED . . . . .	0		0	0	0
PRECINCT COMMITTEEMAN 2401					
Vote for 1					
(WITH 1 OF 1 PRECINCTS COUNTED)					
NO CANDIDATE FILED . . . . .	0		0	0	0

**For City of Aurora details  
refer to that section of this book.**



**Nancy Schultz Voots**

**W I L L C O U N T Y C L E R K**

A stylized graphic of the American flag, showing the stars and stripes, is positioned behind the title text.

**MISCELLANEOUS  
REFERENDA**

ABSTRACT OF VOTES

RUN DATE:02/18/10 10:41 AM

CRETE TOWNSHIP  
 GENERAL PRIMARY ELECTION  
 FEBRUARY 2, 2010

OFFICIAL RESULTS

01 = BALLOTS CAST

VOTES PERCENT

CRETE TOWNSHIP

Vote for 1

02 = YES

03 = NO

VOTES PERCENT

1,317 43.15

1,735 56.85

	01	02	03
0010 CRETE PCT 001	199	80	116
0011 CRETE PCT 002	186	69	99
0012 CRETE PCT 003	110	39	63
0013 CRETE PCT 004	104	51	50
0014 CRETE PCT 005	50	15	31
0015 CRETE PCT 006	150	54	82
0016 CRETE PCT 007	264	136	106
0017 CRETE PCT 008	265	97	159
0018 CRETE PCT 009	158	43	106
0019 CRETE PCT 010	232	90	136
0020 CRETE PCT 011	241	59	175
0021 CRETE PCT 012	142	75	59
0022 CRETE PCT 013	294	125	147
0023 CRETE PCT 014	270	143	101
0024 CRETE PCT 015	192	107	79
0025 CRETE PCT 016	230	43	183
0026 CRETE PCT 017	138	91	43

I, the undersigned do hereby certify that on February 23, 2010, I canvassed the returns of an election held on February 2, 2010 for CRETE TOWNSHIP and I proclaim that a total of 3,225 voters requested and received ballots and I do further certify that the following Question of Public Policy did receive the number of votes herein recorded and has **FAILED**.

**Do you support a decision to build the Peotone Airport?**

I further certify that the above is a true and complete Abstract of Votes and was prepared in my presence on February 23, 2010.

*Nancy Schultz Voth*  
 Nancy Schultz Voth, County Clerk  
 The County of Will, Illinois

ABSTRACT OF VOTES

RUN DATE:02/18/10 10:41 AM

FRANKFORT PARK DISTRICT  
GENERAL PRIMARY ELECTION  
FEBRUARY 2, 2010

OFFICIAL RESULTS

	VOTES	PERCENT		VOTES	PERCENT
01 = BALLOTS CAST	3,002		FRANKFORT PARK DISTRICT		
			Vote for 1		
			02 = YES	989	35.11
			03 = NO	1,828	64.89
	01	02	03		
0085 FRANKFORT PCT 001	206	71	121		
0089 FRANKFORT PCT 005	51	18	26		
0091 FRANKFORT PCT 007	176	64	105		
0092 FRANKFORT PCT 008	204	72	121		
0096 FRANKFORT PCT 012	356	116	223		
0097 FRANKFORT PCT 013	210	65	130		
0100 FRANKFORT PCT 016	217	75	127		
0102 FRANKFORT PCT 018	195	67	116		
0107 FRANKFORT PCT 023	159	52	95		
0109 FRANKFORT PCT 025	270	89	167		
0112 FRANKFORT PCT 028	96	27	61		
0113 FRANKFORT PCT 029	13	3	5		
0116 FRANKFORT PCT 032	265	74	172		
0117 FRANKFORT PCT 033	0	0	0		
0118 FRANKFORT PCT 034	136	42	84		
0123 FRANKFORT PCT 039	154	58	91		
0126 FRANKFORT PCT 042	263	93	159		
0127 GREEN GARDEN PCT 001	8	0	8		
0129 GREEN GARDEN PCT 003	5	0	4		
0270 MONEE PCT 003	18	3	13		

I, the undersigned do hereby certify that on February 23, 2010, I canvassed the returns of an election held on February 2, 2010 for FRANKFORT PARK DISTRICT and I proclaim that a total of 3,002 voters requested and received ballots and I do further certify that the following Question of Public Policy did receive the number of votes herein recorded and has **FAILED**.

Shall the limiting rate under the Property Tax Extension Limitation Law for the Frankfort Park District, Will and Cook Counties, Illinois, be increased by an additional amount equal to .03% above the limiting rate for the purpose of paying operating and capital costs for levy year 2008 and be equal to .1507% of the equalized assessed value of the taxable property therein for levy year 2009?

(1) The approximate amount of taxes extendable at the most recently extended limiting rate is \$1,008,787, and the approximate amount of taxes extendable if the proposition is approved is \$1,259,521.

(2) For the 2009 levy year the approximate amount of the additional tax extendable against property containing a single family residence and having a fair market value at the time of the referendum of \$100,000 in Will County is estimated to be \$10.00 and in Cook County is estimated to be \$3.00.

(3) If the proposition is approved, the aggregate extension for 2009 will be determined by the limiting rate set forth in the proposition, rather than the otherwise applicable limiting rate calculated under the provisions of the Property Tax Extension Limitation Law (commonly known as the Property Tax Cap Law).

I further certify that the above is a true and complete Abstract of Votes and was prepared in my presence on February 23, 2010.

*Nancy Schultz Koots*  
Nancy Schultz Koots, County Clerk  
The County of Will, Illinois

ABSTRACT OF VOTES

DES PLAINES VLY LIBRARY  
 GENERAL PRIMARY ELECTION  
 FEBRUARY 2, 2010

OFFICIAL RESULTS

RUN DATE:02/18/10 10:41 AM

VOTES PERCENT

VOTES PERCENT

DES PLAINES VALLEY PUBLIC LIBRARY DISTRICT

01 = BALLOTS CAST

9,958

Vote for 1  
 02 = YES  
 03 = NO

4,997 52.47  
 4,526 47.53

	01	02	03
0028 DU PAGE PCT 001	220	158	55
0029 DU PAGE PCT 002	133	110	21
0030 DU PAGE PCT 003	148	128	19
0031 DU PAGE PCT 004	177	154	19
0032 DU PAGE PCT 005	153	122	25
0048 DU PAGE PCT 021	181	140	39
0049 DU PAGE PCT 022	102	70	26
0054 DU PAGE PCT 027	0	0	0
0071 DU PAGE PCT 044	407	240	159
0073 DU PAGE PCT 046	138	113	20
0075 DU PAGE PCT 048	188	128	50
0162 JOLIET PCT 001	0	0	0
0177 JOLIET PCT 016	91	52	28
0226 LOCKPORT PCT 001	144	49	84
0227 LOCKPORT PCT 002	139	62	72
0228 LOCKPORT PCT 003	179	67	103
0229 LOCKPORT PCT 004	148	44	98
0230 LOCKPORT PCT 005	89	31	55
0231 LOCKPORT PCT 006	108	38	58
0232 LOCKPORT PCT 007	95	40	44
0233 LOCKPORT PCT 008	211	79	125
0234 LOCKPORT PCT 009	361	123	204
0235 LOCKPORT PCT 010	170	77	88
0236 LOCKPORT PCT 011	112	41	70
0237 LOCKPORT PCT 012	209	100	98
0238 LOCKPORT PCT 013	129	60	60
0239 LOCKPORT PCT 014	219	49	164
0240 LOCKPORT PCT 015	222	81	133
0241 LOCKPORT PCT 016	168	51	110
0242 LOCKPORT PCT 017	145	60	85
0243 LOCKPORT PCT 018	137	53	77
0244 LOCKPORT PCT 019	215	92	115
0245 LOCKPORT PCT 020	227	101	112
0246 LOCKPORT PCT 021	148	35	109
0247 LOCKPORT PCT 022	227	69	147
0248 LOCKPORT PCT 023	182	111	67
0249 LOCKPORT PCT 024	137	103	34
0250 LOCKPORT PCT 025	246	105	131
0251 LOCKPORT PCT 026	116	84	31
0252 LOCKPORT PCT 027	335	178	144
0253 LOCKPORT PCT 028	216	72	130
0254 LOCKPORT PCT 029	135	100	25
0255 LOCKPORT PCT 030	501	264	211
0256 LOCKPORT PCT 031	149	98	41
0257 LOCKPORT PCT 032	117	79	34
0258 LOCKPORT PCT 033	193	111	68
0259 LOCKPORT PCT 034	155	46	103
0260 LOCKPORT PCT 035	528	240	274
0261 LOCKPORT PCT 036	867	402	435
0262 LOCKPORT PCT 037	132	91	35
0324 PLAINFIELD PCT 012	125	58	56
0370 TROY PCT 007	84	38	35

I, the undersigned do hereby certify that on February 23, 2010, I canvassed the returns of an election held on February 2, 2010 for DES PLAINES VALLEY PUBLIC LIBRARY DISTRICT and I proclaim that a total of 9,958 voters requested and received ballots and I do further certify that the following Question of Public Policy did receive the number of votes herein recorded and has **PASSED**.

Shall the bonds of the Des Plaines Valley Public Library District, Will County, Illinois, in the amount of \$23,000,000 be issued for the purpose of renovating or erecting three buildings to be used as libraries, purchasing sites to accommodate such buildings, furnishing necessary equipment for such buildings and acquiring library materials and electronic data storage and retrieval facilities in connection with the construction of such buildings?

I further certify that the above is a true and complete Abstract of Votes and was prepared in my presence on February 23, 2010.

*Nancy Schultz Koots*  
 Nancy Schultz Koots, County Clerk  
 The County of Will, Illinois

RUN DATE:02/18/10 10:41 AM

01 = BALLOTS CAST

VOTES PERCENT  
2,140

MANHATTAN-ELWOOD PUBLIC LIBRARY DISTRICT

Vote for 1  
02 = YES  
03 = NO


VOTES PERCENT  
557 26.91  
1,513 73.09

	01	02	03
0158 JACKSON PCT 001	130	40	85
0159 JACKSON PCT 002	210	41	160
0160 JACKSON PCT 003	285	74	197
0161 JACKSON PCT 004	72	21	43
0263 MANHATTAN PCT 001	246	65	175
0264 MANHATTAN PCT 002	348	92	249
0265 MANHATTAN PCT 003	230	60	168
0266 MANHATTAN PCT 004	257	43	205
0267 MANHATTAN PCT 005	362	121	231

I, the undersigned do hereby certify that on February 23, 2010, I canvassed the returns of an election held on February 2, 2010 for MANHATTAN-ELWOOD PUBLIC LIBRARY DISTRICT and I proclaim that a total of 2,140 voters requested and received ballots and I do further certify that the following Question of Public Policy did receive the number of votes herein recorded and has **FAILED**.

Shall the bonds of the Manhattan-Elwood Public Library District, Will County, Illinois, in the amount of \$13,350,000 be issued for the purpose of (i) erecting a building in the Village of Manhattan, Illinois, to be used as a library, furnishing necessary equipment therefor and acquiring library materials (such as books, periodicals, films and recordings) and electronic data storage and retrieval facilities in connection therewith and (ii) remodeling and improving a building in the Village of Elwood, Illinois, to be used as a library and furnishing necessary equipment therefor?

I further certify that the above is a true and complete Abstract of Votes and was prepared in my presence on February 23, 2010.

  
Nancy Schultz Vots, County Clerk  
The County of Will, Illinois

RUN DATE:02/18/10 10:41 AM

VOTES PERCENT

VOTES PERCENT

01 = BALLOTS CAST

4,572

MOKENA SCHOOL DISTRICT NO. 159

Vote for 1

02 = YES

1,743 39.29

03 = NO

2,693 60.71

	01	02	03
0086 FRANKFORT PCT 002	461	178	268
0087 FRANKFORT PCT 003	384	136	243
0088 FRANKFORT PCT 004	196	73	115
0094 FRANKFORT PCT 010	374	187	174
0098 FRANKFORT PCT 014	314	88	217
0103 FRANKFORT PCT 019	277	124	150
0106 FRANKFORT PCT 022	350	123	224
0108 FRANKFORT PCT 024	291	111	178
0110 FRANKFORT PCT 026	401	143	246
0111 FRANKFORT PCT 027	380	161	215
0112 FRANKFORT PCT 028	236	81	147
0118 FRANKFORT PCT 034	96	40	54
0119 FRANKFORT PCT 035	393	108	248
0122 FRANKFORT PCT 038	286	131	147
0286 NEW LENOX PCT 007	133	59	67

I, the undersigned do hereby certify that on February 23, 2010, I canvassed the returns of an election held on February 2, 2010 for MOKENA SCHOOL DISTRICT NO. 159 and I proclaim that a total of 4,572 voters requested and received ballots and I do further certify that the following Question of Public Policy did receive the number of votes herein recorded and has **FAILED**.


Shall the limiting rate under the Property Tax Extension Limitation Law for Mokena School District Number 159, Will County, Illinois, be increased by an additional amount equal to 0.48% above the limiting rate for the purpose of funding increased educational and other school district expenses for levy year 2008 and be equal to 2.3095% of the equalized assessed value of the taxable property therein for levy year 2010?

(1) The approximate amount of taxes extendable at the most recently extended limiting rate is \$11,501,183, and the approximate amount of taxes extendable if the proposition is approved is \$14,518,711.

(2) For the 2010 levy year, the approximate amount of the additional tax extendable against property containing a single family residence and having a fair market value at the time of the referendum of \$100,000 is estimated to be \$160.

(3) If the proposition is approved, the aggregate extension for 2010 will be determined by the limiting rate set forth in the proposition, rather than the otherwise applicable limiting rate calculated under the provisions of the Property Tax Extension Limitation Law (commonly known as the Property Tax Cap Law).

I further certify that the above is a true and complete Abstract of Votes and was prepared in my presence on February 23, 2010.

  
 Nancy Schultz Vots, County Clerk  
 The County of Will, Illinois



ABSTRACT OF VOTES

RUN DATE:02/18/10 10:41 AM

ROCKDALE SCHOOL DIST 84  
GENERAL PRIMARY ELECTION  
FEBRUARY 2, 2010

OFFICIAL RESULTS

01 = BALLOTS CAST

0193 JOLIET PCT 032  
0197 JOLIET PCT 036  
0214 JOLIET PCT 053  
0220 JOLIET PCT 059

	VOTES	PERCENT
	333	
-----		
	01	02 03
-----		
	173	84 83
	103	50 49
	6	2 1
	51	28 16

ROCKDALE SCHOOL DISTRICT NO. 84

Vote for 1

02 = YES

03 = NO

VOTES PERCENT


164 52.40

149 47.60

I, the undersigned do hereby certify that on February 23, 2010, I canvassed the returns of an election held on February 2, 2010 for ROCKDALE SCHOOL DISTRICT NO. 84 and I proclaim that a total of 333 voters requested and received ballots and I do further certify that the following Question of Public Policy did receive the number of votes herein recorded and has **PASSED**.

Shall the Board of Education of Rockdale School District Number 84, Will County, Illinois, alter, repair, and equip the Rockdale School Building and issue bonds of said School District to the amount of \$1,500,000 for the purpose of paying the costs thereof?

I further certify that the above is a true and complete Abstract of Votes and was prepared in my presence on February 23, 2010.

  
Nancy Schultz Voots, County Clerk  
The County of Will, Illinois

ABSTRACT OF VOTES

RUN DATE:02/18/10 10:41 AM

UNION SCHOOL DIST 81  
GENERAL PRIMARY ELECTION  
FEBRUARY 2, 2010

OFFICIAL RESULTS

01 = BALLOTS CAST

0201 JOLIET PCT 040  
0203 JOLIET PCT 042  
0208 JOLIET PCT 047  
0288 NEW LENOX PCT 009  
0300 NEW LENOX PCT 021

	VOTES	PERCENT
230		
-----		
01	02	03
-----		
27	7	18
39	16	20
79	35	34
74	16	57
11	3	8


UNION SCHOOL DISTRICT NO. 81  
Vote for 1  
02 = YES  
03 = NO

VOTES	PERCENT
77	35.98
137	64.02

I, the undersigned do hereby certify that on February 23, 2010, I canvassed the returns of an election held on February 2, 2010 for UNION SCHOOL DISTRICT NO. 81 and I proclaim that a total of 230 voters requested and received ballots and I do further certify that the following Question of Public Policy did receive the number of votes herein recorded and has **FAILED**.

Shall the Board of Education of Union School District Number 81, Will County, Illinois, build and equip an addition to, remove asbestos from and alter, repair and equip the Union Elementary School Building, improve the site thereof and issue bonds of said School District to the amount of \$6,100,000 for the purpose of paying the costs thereof?

I further certify that the above is a true and complete Abstract of Votes and was prepared in my presence on February 23, 2010.

  
Nancy Schultz Voots, County Clerk  
The County of Will, Illinois

GENERAL PRIMARY ELECTION  
FEBRUARY 2, 2010

VOTES PERCENT

VOTES PERCENT

01 = BALLOTS CAST

97

MOKENA FIRE PROTECTION DISTRICT TRANSFER

Vote for 1

02 = FOR

33 36.26

03 = AGAINST

58 63.74


01	02	03
97	33	58

0119 FRANKFORT PCT 035

I, the undersigned do hereby certify that on February 23, 2010, I canvassed the returns of an election held on February 2, 2010 for MOKENA FIRE PROTECTION DISTRICT TRANSFER and I proclaim that a total of 97 voters requested and received ballots and I do further certify that the following Question of Public Policy did receive the number of votes herein recorded and has **FAILED**.

Should the territory be transferred from the Mokena Fire Protection District to the Orland Fire Protection District, remaining liable for a proportionate share of the bonded indebtedness outstanding as of the date of disconnection, if any, of the Mokena Fire Protection District and also assuming a proportionate share of the bonded indebtedness, if any, of the Orland Fire Protection District?

I further certify that the above is a true and complete Abstract of Votes and was prepared in my presence on February 23, 2010.

  
Nancy Schultz Voots, County Clerk  
The County of Will, Illinois

WILL COUNTY

ABSTRACT OF VOTES

TROY FIRE PROTECTION  
GENERAL PRIMARY ELECTION  
FEBRUARY 2, 2010

OFFICIAL RESULTS

RUN DATE:02/18/10 10:41 AM

01 = BALLOTS CAST  
TROY FIRE PROTECTION DISTRICT REFERENDUM 1  
Vote for 1  
02 = YES  
03 = NO

VOTES PERCENT  
2,885  
2,428 88.55  
314 11.45

TROY FIRE PROTECTION DISTRICT REFERENDUM 2  
Vote for 1  
04 = YES  
05 = NO

VOTES PERCENT  
1,679 61.52  
1,050 38.48

	01	02	03	04	05
J364 TROY PCT 001	192	158	21	97	81
J365 TROY PCT 002	18	17	1	13	5
J367 TROY PCT 004	53	45	7	25	27
J368 TROY PCT 005	114	103	9	77	35
J370 TROY PCT 007	85	62	13	34	42
J371 TROY PCT 008	103	85	15	66	33
J372 TROY PCT 009	184	164	13	123	54
J373 TROY PCT 010	182	155	22	96	80
J374 TROY PCT 011	479	400	51	281	167
J376 TROY PCT 013	17	14	3	9	7
J377 TROY PCT 014	2	2	0	2	0
J378 TROY PCT 015	153	129	16	83	63
J379 TROY PCT 016	51	45	4	33	14
J380 TROY PCT 017	0	0	0	0	0
J381 TROY PCT 018	269	229	29	167	88
J382 TROY PCT 019	217	177	27	120	82
J383 TROY PCT 020	56	42	10	30	21
J384 TROY PCT 021	33	30	3	19	14
J385 TROY PCT 022	169	138	18	83	72
J387 TROY PCT 024	0	0	0	0	0
J388 TROY PCT 025	177	146	17	111	52
J389 TROY PCT 026	11	9	2	6	5
J391 TROY PCT 028	320	278	33	204	108

I, the undersigned do hereby certify that on February 23, 2010, I canvassed the returns of an election held on February 2, 2010 for TROY FIRE PROTECTION DISTRICT REFERENDUM ONE and I proclaim that a total of 2,887 voters requested and received ballots and I do further certify that the following Question of Public Policy did receive the number of votes herein recorded and has **PASSED**.

Shall the Trustees of the Troy Fire Protection District be elected rather than appointed?

I further certify that the above is a true and complete Abstract of Votes and was prepared in my presence on February 23, 2010.

*Nancy Schultz Voots*  
Nancy Schultz Voots, County Clerk  
The County of Will, Illinois

I, the undersigned do hereby certify that on February 23, 2010, I canvassed the returns of an election held on February 2, 2010 for TROY FIRE PROTECTION DISTRICT REFERENDUM TWO and I proclaim that a total of 2,887 voters requested and received ballots and I do further certify that the following Question of Public Policy did receive the number of votes herein recorded and has **PASSED**.

Shall the number of Trustees of the Troy Fire Protection District be increased from 3 to 5?

I further certify that the above is a true and complete Abstract of Votes and was prepared in my presence on February 23, 2010.

*Nancy Schultz Voots*  
Nancy Schultz Voots, County Clerk  
The County of Will, Illinois

NUMBERED KEY CANVASS

GENERAL PRIMARY ELECTION  
FEBRUARY 2, 2010  
KENDALL COUNTY, ILLINOIS

RESULTS w/PROV & ABS 2.16.10

RUN DATE:02/16/10 04:20 PM

REPORT-EL52 PAGE 0141

WITH 2 OF 2 PRECINCTS REPORTING

TROY FPD QUESTION 1

VOTE FOR 1

01 = YES

02 = NO

VOTES PERCENT

VOTES PERCENT

2 100.00

0

03 = OVER VOTES

04 = UNDER VOTES

0

0

	01	02	03	04
0901 SEWARD 1	0	0	0	0
0902 SEWARD 2	2	0	0	0

0901 SEWARD 1

0902 SEWARD 2

NUMBERED KEY CANVASS

GENERAL PRIMARY ELECTION  
FEBRUARY 2, 2010  
KENDALL COUNTY, ILLINOIS

RESULTS w/PROV & ABS 2.16.10

RUN DATE:02/16/10 04:20 PM

REPORT-EL52 PAGE 0142

WITH 2 OF 2 PRECINCTS REPORTING

VOTES PERCENT

VOTES PERCENT

TROY FPD QUESTION 2

VOTE FOR 1

01 = YES

02 = NO

2 100.00

0

03 = OVER VOTES

04 = UNDER VOTES

0

0

-----				
01	02	03	04	
-----				
0	0	0	0	
2	0	0	0	

0901 SEWARD 1

0902 SEWARD 2