



Nancy Schultz Voots

W I L L C O U N T Y C L E R K

DEMOCRATIC CANVASS

WILL COUNTY GENERAL PRIMARY ELECTION FEBRUARY 2, 2010 JOLIET, ILLINOIS

**ELECTION SUMMARY
(INCLUDING CITY OF AURORA RESULTS)
PRECINCT COMMITTEEMEN
WRITE-IN VOTE LISTING
MISCELLANEOUS REFERENDA**



Nancy Schultz Voots

W I L L C O U N T Y C L E R K

Will County Office Building • 302 N. Chicago Street • Joliet, Illinois 60432

815-740-4794

Fax: 815 • 740 • 4699


Website: www.willclrk.com

E-mail: coclrk@willcountyillinois.com

CERTIFICATE OF CANVASS RESULTS

State of Illinois }
County of Will } SS

I, Nancy Schultz Voots, do hereby certify that on February 23, 2010, I canvassed the returns of the General Primary Election held on February 2, 2010 for the County of Will and the foregoing true and complete Abstract of Votes was prepared in my presence in the office of the County Clerk in Will County, this 23rd day of February, 2010.



Nancy Schultz Voots, County Clerk
The County of Will, Illinois



Nancy Schultz Voots

W I L L C O U N T Y C L E R K



Democratic Party

ELECTION SUMMARY

(INCLUDING CITY OF AURORA RESULTS)

ABSTRACT OF VOTES

WILL COUNTY, ILLINOIS
 GENERAL PRIMARY ELECTION
 FEBRUARY 2, 2010
 STATISTICS

OFFICIAL RESULTS

	TOTAL VOTES	%	ELECTION DAY	CENTRAL COUNT	PROV/GRACE	REPORT - EL45A CITY OF AURORA	PAGE 001 TOTAL COMBINED WITH CITY OF AURORA
PRECINCTS COUNTED (OF 446)	446	100.00					
REGISTERED VOTERS - TOTAL	360,651						
BALLOTS CAST - TOTAL	78,185		72,132	5,560	493	815	79,000
BALLOTS CAST - REPUBLICAN	45,589	58.31	41,973	3,327	289	420	46,009
BALLOTS CAST - FEDERAL REPUBLICAN	96	.12	88	5	3		
BALLOTS CAST - DEMOCRATIC	30,787	39.38	28,543	2,056	188	381	31,168
BALLOTS CAST - FEDERAL DEMOCRAT	105	.13	96	7	2		
BALLOTS CAST - GREEN	252	.32	238	12	2	14	266
BALLOTS CAST - FEDERAL GREEN	10	.01	10	0	0		
BALLOTS CAST - NONPARTISAN	1,346	1.72	1,184	153	9		
BALLOTS CAST - BLANK	20	.03	17	3	0		
VOTER TURNOUT - TOTAL		21.68					
VOTER TURNOUT - BLANK		.01					

ABSTRACT OF VOTES

WILL COUNTY, ILLINOIS
 GENERAL PRIMARY ELECTION
 FEBRUARY 2, 2010
 DEMOCRATIC

OFFICIAL RESULTS

REPORT-EL45A PAGE 001
 TOTAL
 COMBINED WITH
 CITY OF AURORA

UNITED STATES SENATOR

Vote for 1

(WITH 446 OF 446 PRECINCTS COUNTED)

	TOTAL VOTES	%	ELECTION DAY	CENTRAL COUNT	PROV/GRACE	CITY OF AURORA	TOTAL COMBINED WITH CITY OF AURORA
Robert Marshall	1,417	4.76	1,294	114	9	14	1,431
David Hoffman	8,855	29.75	8,301	510	44	127	8,982
Jacob J. Meister	523	1.76	472	48	3	5	528
Alexander "Alexi" Giannoulas.	14,196	47.70	13,126	989	81	152	14,348
Cheryle Jackson	4,717	15.85	4,397	292	28	75	4,792
WRITE-IN.	56	.19	51	4	1	2	58
Total	29,764		27,641	1,957	166		

GOVERNOR

Vote for 1

(WITH 446 OF 446 PRECINCTS COUNTED)

Pat Quinn	13,419	44.62	12,401	937	81	174	13,593
Daniel W. Hynes	16,444	54.68	15,326	1,032	86	196	16,640
WRITE-IN.	209	.69	198	9	2	1	210
Total	30,072		27,925	1,978	169		

LIEUTENANT GOVERNOR

Vote for 1

(WITH 446 OF 446 PRECINCTS COUNTED)

Arthur L. Turner	4,488	16.43	4,204	264	20	64	4,552
Terry Link	3,179	11.64	2,871	281	27	32	3,211
Rickey R. Hendon	2,807	10.28	2,593	200	14	40	2,847
Scott Lee Cohen	9,831	36.00	9,403	384	44	129	9,960
Thomas Michael Castillo.	3,608	13.21	3,302	285	21	40	3,648
Mike Boland.	3,397	12.44	3,068	308	21	29	3,426
Total	27,310		25,441	1,722	147		

ATTORNEY GENERAL

Vote for 1

(WITH 446 OF 446 PRECINCTS COUNTED)

Lisa Madigan	28,043	100.00	26,025	1,867	151	340	28,383
Total	28,043		26,025	1,867	151		

SECRETARY OF STATE

Vote for 1

(WITH 446 OF 446 PRECINCTS COUNTED)

Jesse White.	28,365	100.00	26,326	1,873	166	350	28,715
Total	28,365		26,326	1,873	166		

COMPTROLLER

Vote for 1

(WITH 446 OF 446 PRECINCTS COUNTED)

David E. Miller	10,872	38.44	9,780	1,019	73	126	10,998
S. Raja Krishnamoorthi	15,351	54.27	14,804	483	64	209	15,560
Clinton A. "Clint" Krislov.	2,062	7.29	1,798	254	10	17	2,079
Total	28,285		26,382	1,756	147		

ABSTRACT OF VOTES

WILL COUNTY, ILLINOIS
 GENERAL PRIMARY ELECTION
 FEBRUARY 2, 2010
 DEMOCRATIC

OFFICIAL RESULTS

REPORT-EL45A PAGE 002
 CITY OF AURORA TOTAL
 COMBINED WITH
 CITY OF AURORA

	TOTAL VOTES	%	ELECTION DAY	CENTRAL COUNT	PROV/GRACE		
TREASURER							
Vote for 1							
(WITH 446 OF 446 PRECINCTS COUNTED)							
Justin P. Oberman	13,009	47.07	12,263	691	55	153	13,162
Robin Kelly	14,629	52.93	13,441	1,099	89	187	14,816
Total	27,638		25,704	1,790	144		

REPRESENTATIVE IN CONGRESS 2ND CONGRESSIONAL DISTRICT

Vote for 1							
(WITH 8 OF 8 PRECINCTS COUNTED)							
Jesse L. Jackson, Jr.	847	100.00	790	56	1		
Total	847		790	56	1		

REPRESENTATIVE IN CONGRESS 11TH CONGRESSIONAL DISTRICT

Vote for 1							
(WITH 259 OF 259 PRECINCTS COUNTED)							
Deborah "Debbie" Halvorson	15,266	100.00	14,070	1,101	95		
Total	15,266		14,070	1,101	95		

REPRESENTATIVE IN CONGRESS 13TH CONGRESSIONAL DISTRICT

Vote for 1							
(WITH 180 OF 180 PRECINCTS COUNTED)							
Scott Harper	10,546	100.00	9,868	629	49	323	10,869
Total	10,546		9,868	629	49		

STATE CENTRAL COMMITTEEWOMAN 2ND CONGRESSIONAL DISTRICT

Vote for 1							
(WITH 8 OF 8 PRECINCTS COUNTED)							
Carrie M. Austin	764	100.00	709	54	1		
Total	764		709	54	1		

STATE CENTRAL COMMITTEEMAN 2ND CONGRESSIONAL DISTRICT

Vote for 1							
(WITH 8 OF 8 PRECINCTS COUNTED)							
Emil Jones, Jr.	228	26.39	210	17	1		
Jesse L. Jackson, Jr.	636	73.61	595	41	0		
Total	864		805	58	1		

STATE CENTRAL COMMITTEEWOMAN 11TH CONGRESSIONAL DISTRICT

Vote for 1							
(WITH 259 OF 259 PRECINCTS COUNTED)							
Debbie Halvorson	15,085	100.00	13,903	1,086	96		
Total	15,085		13,903	1,086	96		

STATE CENTRAL COMMITTEEMAN 11TH CONGRESSIONAL DISTRICT

Vote for 1							
(WITH 259 OF 259 PRECINCTS COUNTED)							
Pat Welch	14,520	100.00	13,391	1,037	92		
Total	14,520		13,391	1,037	92		

ABSTRACT OF VOTES

WILL COUNTY, ILLINOIS
 GENERAL PRIMARY ELECTION
 FEBRUARY 2, 2010
 DEMOCRATIC

OFFICIAL RESULTS

REPORT-EL45A PAGE 003
 CITY OF AURORA TOTAL
 COMBINED WITH
 CITY OF AURORA

	TOTAL VOTES	%	ELECTION DAY	CENTRAL COUNT	PROV/GRACE		
STATE CENTRAL COMMITTEEWOMAN 13TH CONGRESSIONAL DISTRICT							
Vote for 1							
(WITH 180 OF 180 PRECINCTS COUNTED)							
Julia Kennedy Beckman	10,377	100.00	9,717	614	46	307	10,684
Total	10,377		9,717	614	46		
STATE CENTRAL COMMITTEEMAN 13TH CONGRESSIONAL DISTRICT							
Vote for 1							
(WITH 180 OF 180 PRECINCTS COUNTED)							
Kyle R. Hastings	10,212	100.00	9,565	602	45	304	10,516
Total	10,212		9,565	602	45		
STATE SENATOR 19TH LEGISLATIVE DISTRICT							
Vote for 1							
(WITH 11 OF 11 PRECINCTS COUNTED)							
M. Maggie Crotty	661	100.00	635	26	0		
Total	661		635	26	0		
STATE SENATOR 40TH LEGISLATIVE DISTRICT							
Vote for 1							
(WITH 42 OF 42 PRECINCTS COUNTED)							
Toi W. Hutchinson.	2,777	100.00	2,605	160	12		
Total	2,777		2,605	160	12		
STATE SENATOR 43RD LEGISLATIVE DISTRICT							
Vote for 1							
(WITH 172 OF 172 PRECINCTS COUNTED)							
Arthur "A.J." Wilhelmi	11,480	100.00	10,577	825	78		
Total	11,480		10,577	825	78		
REPRESENTATIVE IN THE GENERAL ASSEMBLY							
37TH REPRESENTATIVE DISTRICT							
Vote for 1							
(WITH 11 OF 11 PRECINCTS COUNTED)							
Kevin A. McCarthy.	657	100.00	629	28	0		
Total	657		629	28	0		
REPRESENTATIVE IN THE GENERAL ASSEMBLY							
48TH REPRESENTATIVE DISTRICT							
Vote for 1							
(WITH 11 OF 11 PRECINCTS COUNTED)							
Barbara Green	375	100.00	352	21	2		
Total	375		352	21	2		
REPRESENTATIVE IN THE GENERAL ASSEMBLY							
75TH REPRESENTATIVE DISTRICT							
Vote for 1							
(WITH 22 OF 22 PRECINCTS COUNTED)							
Careen M. Gordon	1,122	100.00	1,017	99	6		
Total	1,122		1,017	99	6		

ABSTRACT OF VOTES

WILL COUNTY, ILLINOIS
 GENERAL PRIMARY ELECTION
 FEBRUARY 2, 2010
 DEMOCRATIC

OFFICIAL RESULTS

REPORT-EL45A

PAGE 004

TOTAL
 COMBINED WITH
 CITY OF AURORA

CITY OF AURORA

	TOTAL VOTES	%	ELECTION DAY	CENTRAL COUNT	PROV/GRACE		
REPRESENTATIVE IN THE GENERAL ASSEMBLY 79TH REPRESENTATIVE DISTRICT							
Vote for 1 (WITH 24 OF 24 PRECINCTS COUNTED)							
Lisa M. Dugan	1,481	100.00	1,378	100	3		
Total	1,481		1,378	100	3		
REPRESENTATIVE IN THE GENERAL ASSEMBLY 80TH REPRESENTATIVE DISTRICT							
Vote for 1 (WITH 20 OF 20 PRECINCTS COUNTED)							
Anthony DeLuca	1,348	100.00	1,283	57	8		
Total	1,348		1,283	57	8		
REPRESENTATIVE IN THE GENERAL ASSEMBLY 81ST REPRESENTATIVE DISTRICT							
Vote for 1 (WITH 90 OF 90 PRECINCTS COUNTED)							
John F. Unhoch	2,593	54.19	2,441	142	10		
David Ho.	2,192	45.81	1,998	183	11		
Total	4,785		4,439	325	21		
REPRESENTATIVE IN THE GENERAL ASSEMBLY 82ND REPRESENTATIVE DISTRICT							
Vote for 1 (WITH 3 OF 3 PRECINCTS COUNTED)							
Matthew T. Mostowik	7	100.00	7	0	0		
Total	7		7	0	0		
REPRESENTATIVE IN THE GENERAL ASSEMBLY 84TH REPRESENTATIVE DISTRICT							
Vote for 1 (WITH 87 OF 87 PRECINCTS COUNTED)							
Dennis Grosskopf	4,314	100.00	4,001	293	20	305	4,619
Total	4,314		4,001	293	20		
REPRESENTATIVE IN THE GENERAL ASSEMBLY 85TH REPRESENTATIVE DISTRICT							
Vote for 1 (WITH 88 OF 88 PRECINCTS COUNTED)							
Emily McAsey	6,590	100.00	6,140	416	34		
Total	6,590		6,140	416	34		
REPRESENTATIVE IN THE GENERAL ASSEMBLY 86TH REPRESENTATIVE DISTRICT							
Vote for 1 (WITH 84 OF 84 PRECINCTS COUNTED)							
Jack McGuire	4,945	100.00	4,498	405	42		
Total	4,945		4,498	405	42		

ABSTRACT OF VOTES

WILL COUNTY, ILLINOIS
GENERAL PRIMARY ELECTION
FEBRUARY 2, 2010
DEMOCRATIC

OFFICIAL RESULTS

REPORT - EL45A PAGE 005
TOTAL
COMBINED WITH
CITY OF AURORA

	TOTAL VOTES	%	ELECTION DAY	CENTRAL COUNT	PROV/GRACE	CITY OF AURORA	TOTAL COMBINED WITH CITY OF AURORA
REPRESENTATIVE IN THE GENERAL ASSEMBLY							
96TH REPRESENTATIVE DISTRICT							
Vote for 1							
(WITH 21 OF 21 PRECINCTS COUNTED)							
Dawn DeSart.	781	100.00	747	27	7		
Total	781		747	27	7		
 COUNTY CLERK							
Vote for 1							
(WITH 446 OF 446 PRECINCTS COUNTED)							
NO CANDIDATE FILED	0		0	0	0	0	0
 COUNTY TREASURER							
Vote for 1							
(WITH 446 OF 446 PRECINCTS COUNTED)							
Pat McGuire.	26,622	100.00	24,680	1,794	148	315	26,937
Total	26,622		24,680	1,794	148		
 COUNTY SHERIFF							
Vote for 1							
(WITH 446 OF 446 PRECINCTS COUNTED)							
Ed Bradley	9,274	33.49	8,609	611	54	199	9,473
Rich Girot	8,780	31.70	8,227	517	36	58	8,838
Peter "Pete" Piazza	9,639	34.81	8,879	698	62	65	9,704
Total	27,693		25,715	1,826	152		
 REGIONAL SUPERINTENDENT OF SCHOOLS (DU PAGE COUNTY)							
Vote for 1							
(WITH 41 OF 41 PRECINCTS COUNTED)							
NO CANDIDATE FILED	0		0	0	0		
 REGIONAL SUPERINTENDENT OF SCHOOLS (GRUNDY AND KENDALL COUNTIES)							
Vote for 1							
(WITH 4 OF 4 PRECINCTS COUNTED)							
NO CANDIDATE FILED	0		0	0	0	0	0
 REGIONAL SUPERINTENDENT OF SCHOOLS (IROQUOIS AND KANKAKEE COUNTIES)							
Vote for 1							
(WITH 1 OF 1 PRECINCTS COUNTED)							
NO CANDIDATE FILED	0		0	0	0		
 REGIONAL SUPERINTENDENT OF SCHOOLS (WILL COUNTY)							
Vote for 1							
(WITH 413 OF 413 PRECINCTS COUNTED)							
Jennifer Bertino-Tarrant	24,315	100.00	22,528	1,657	130		
Total	24,315		22,528	1,657	130		

ABSTRACT OF VOTES

WILL COUNTY, ILLINOIS
 GENERAL PRIMARY ELECTION
 FEBRUARY 2, 2010
 DEMOCRATIC

OFFICIAL RESULTS

	TOTAL VOTES	%	ELECTION DAY	CENTRAL COUNT	PROV/GRACE	REPORT-EL45A CITY OF AURORA	PAGE 006 TOTAL COMBINED WITH CITY OF AURORA
COUNTY BOARD MEMBER DISTRICT 3							
Vote for 3 (WITH 43 OF 43 PRECINCTS COUNTED)							
Rhonda Reed-Slaughter	1,431	34.89	1,341	83	7	169	1,600
Diane Benjamin.	1,579	38.49	1,465	104	10	214	1,793
Anil Saxena.	1,092	26.62	1,014	71	7	112	1,204
Total	4,102		3,820	258	24		
COUNTY BOARD MEMBER DISTRICT 5							
Vote for 3 (WITH 60 OF 60 PRECINCTS COUNTED)							
Mike Hilliard	1,696	25.97	1,589	102	5		
Tim Reilly	1,972	30.19	1,841	123	8		
Constantine "Dac" Dactelides	699	10.70	653	43	3		
Judith A. McDermott	2,164	33.13	2,009	147	8		
Total	6,531		6,092	415	24		
COUNTY BOARD MEMBER DISTRICT 8 (UNEXPIRED)							
Vote for 1 (WITH 41 OF 41 PRECINCTS COUNTED)							
Henry Travis	722	28.21	662	51	9		
Denise E. Winfrey.	1,004	39.23	931	63	10		
Leonard Thompson, Jr.	413	16.14	390	20	3		
Thelma Kirkland	420	16.41	367	47	6		
Total	2,559		2,350	181	28		
COUNTY BOARD MEMBER DISTRICT 9							
Vote for 3 (WITH 44 OF 44 PRECINCTS COUNTED)							
Walter G. Adamic	1,781	30.13	1,625	149	7		
Joseph M. Babich	1,980	33.50	1,810	155	15		
Stephen M. Wilhelmi	2,150	36.37	1,966	170	14		
Total	5,911		5,401	474	36		
12TH JUDICIAL CIRCUIT (WHITE VACANCY)							
Vote for 1 (WITH 446 OF 446 PRECINCTS COUNTED)							
Keith S. Van Duyne	10,613	41.21	9,868	688	57	108	10,721
Gary S. Mueller	15,138	58.79	14,033	1,025	80	200	15,338
Total	25,751		23,901	1,713	137		
12TH JUDICIAL SUBCIRCUIT 1 (PETKA VACANCY)							
Vote for 1 (WITH 90 OF 90 PRECINCTS COUNTED)							
NO CANDIDATE FILED	0		0	0	0	0	0
12TH JUDICIAL SUBCIRCUIT 3 (A)							
Vote for 1 (WITH 90 OF 90 PRECINCTS COUNTED)							
John Anderson	5,090	100.00	4,709	354	27		
Total	5,090		4,709	354	27		

ABSTRACT OF VOTES

WILL COUNTY, ILLINOIS
GENERAL PRIMARY ELECTION
FEBRUARY 2, 2010
DEMOCRATIC

OFFICIAL RESULTS

REPORT-EL45A PAGE 007
CITY OF AURORA TOTAL
COMBINED WITH
CITY OF AURORA

	TOTAL VOTES	%	ELECTION DAY	CENTRAL COUNT	PROV/GRACE
12TH JUDICIAL SUBCIRCUIT 4 (A)					
Vote for 1					
(WITH 87 OF 87 PRECINCTS COUNTED)					
Carmen Goodman	6,076	100.00	5,770	281	25
Total	6,076		5,770	281	25
12TH JUDICIAL SUBCIRCUIT 5 (A)					
Vote for 1					
(WITH 100 OF 100 PRECINCTS COUNTED)					
NO CANDIDATE FILED	0		0	0	0
12TH JUDICIAL SUBCIRCUIT 5 (B)					
Vote for 1					
(WITH 100 OF 100 PRECINCTS COUNTED)					
Brian Barrett	5,161	100.00	4,806	335	20
Total	5,161		4,806	335	20

ABSTRACT OF VOTES

WILL COUNTY, ILLINOIS
 GENERAL PRIMARY ELECTION
 FEBRUARY 2, 2010

OFFICIAL RESULTS

	TOTAL VOTES	%	ELECTION DAY	CENTRAL COUNT	PROV/GRACE
CRETE TOWNSHIP					
Vote for 1					
(WITH 17 OF 17 PRECINCTS COUNTED)					
YES	1,317	43.15	1,250	63	4
NO.	1,735	56.85	1,645	79	11
Total	3,052		2,895	142	15
FRANKFORT PARK DISTRICT					
Vote for 1					
(WITH 20 OF 20 PRECINCTS COUNTED)					
YES	989	35.11	932	53	4
NO.	1,828	64.89	1,654	168	6
Total	2,817		2,586	221	10
DES PLAINES VALLEY PUBLIC LIBRARY DISTRICT					
Vote for 1					
(WITH 52 OF 52 PRECINCTS COUNTED)					
YES	4,997	52.47	4,637	332	28
NO.	4,526	47.53	4,063	437	26
Total	9,523		8,700	769	54
MANHATTAN-ELWOOD PUBLIC LIBRARY DISTRICT					
Vote for 1					
(WITH 9 OF 9 PRECINCTS COUNTED)					
YES	557	26.91	520	34	3
NO.	1,513	73.09	1,369	139	5
Total	2,070		1,889	173	8
MOKENA SCHOOL DISTRICT NO. 159					
Vote for 1					
(WITH 15 OF 15 PRECINCTS COUNTED)					
YES	1,743	39.29	1,604	121	18
NO.	2,693	60.71	2,420	261	12
Total	4,436		4,024	382	30
ROCKDALE SCHOOL DISTRICT NO. 84					
Vote for 1					
(WITH 4 OF 4 PRECINCTS COUNTED)					
YES	164	52.40	154	6	4
NO.	149	47.60	141	8	0
Total	313		295	14	4
UNION SCHOOL DISTRICT NO. 81					
Vote for 1					
(WITH 5 OF 5 PRECINCTS COUNTED)					
YES	77	35.98	71	5	1
NO.	137	64.02	124	13	0
Total	214		195	18	1

	TOTAL VOTES	%	ELECTION DAY	CENTRAL COUNT	PROV/GRACE
MOKENA FIRE PROTECTION DISTRICT TRANSFER					
Vote for 1					
(WITH 1 OF 1 PRECINCTS COUNTED)					
FOR	33	36.26	5	28	0
AGAINST	58	63.74	9	49	0
Total	91		14	77	0
TROY FIRE PROTECTION DISTRICT REFERENDUM 1					
Vote for 1					
(WITH 23 OF 23 PRECINCTS COUNTED)					
YES	2,428	88.55	2,114	287	27
NO.	314	11.45	277	34	3
Total	2,742		2,391	321	30
TROY FIRE PROTECTION DISTRICT REFERENDUM 2					
Vote for 1					
(WITH 23 OF 23 PRECINCTS COUNTED)					
YES	1,679	61.52	1,434	226	19
NO.	1,050	38.48	945	93	12
Total	2,729		2,379	319	31



Nancy Schultz Voots

W I L L C O U N T Y C L E R K



Democratic Party

CITY OF AURORA RESULTS

**SUMMARY &
PRECINCT DETAILS**

Cards Cast Report
City of Aurora, IL
General Primary

Date: Feb 25, 2010
Time: 10:55 AM
Page: 1 of 1

District/Reportunit	VGroup1	VGroup2	Ballot	Card	Cast	Voters	Percent
COUNTY							
WILL COUNTY	R	NP			420	5342	7.86
	D	NP			381	5342	7.13
	G	NP			14	5342	0.26
WILL COUNTY - Total	TOTAL	NP			815	5342	15.26
Total	R	NP			420	5342	7.86
	D	NP			381	5342	7.13
	G	NP			14	5342	0.26
Total - Total	TOTAL	NP			815	5342	15.26
PRECINCT							
Ward 09 Pct 03	R	NP			50	620	8.06
	D	NP			52	620	8.39
	G	NP			0	620	0.00
Ward 09 Pct 03 - Total	TOTAL	NP			102	620	16.45
Ward 09 Pct 04	R	NP			77	822	9.37
	D	NP			59	822	7.18
	G	NP			0	822	0.00
Ward 09 Pct 04 - Total	TOTAL	NP			136	822	16.55
Ward 09 Pct 05	R	NP			111	1313	8.45
	D	NP			82	1313	6.25
	G	NP			4	1313	0.30
Ward 09 Pct 05 - Total	TOTAL	NP			197	1313	15.00
Ward 09 Pct 06	R	NP			62	814	7.62
	D	NP			61	814	7.49
	G	NP			2	814	0.25
Ward 09 Pct 06 - Total	TOTAL	NP			125	814	15.36
Ward 09 Pct 07	R	NP			73	866	8.43
	D	NP			75	866	8.66
	G	NP			5	866	0.58
Ward 09 Pct 07 - Total	TOTAL	NP			153	866	17.67
Ward 09 Pct 08	R	NP			47	907	5.18
	D	NP			52	907	5.73
	G	NP			3	907	0.33
Ward 09 Pct 08 - Total	TOTAL	NP			102	907	11.25
Total	R	NP			420	5342	7.86
	D	NP			381	5342	7.13
	G	NP			14	5342	0.26
Total - Total	TOTAL	NP			815	5342	15.26

**Cards Cast Report
City of Aurora, IL
General Primary**

Date: Feb 25, 2010
Time: 02:37 PM
Page: 1 of 1

District/Report Unit	VGroup1	VGroup2	Ballot	Card	Cast	Voters	Percent
Jurisdiction Wide							
Ward 09 Pct 03	R	NP	283	283	50	620	8.06
	R	NP	313	313	0	0	-
	D	NP	284	284	52	620	8.39
	D	NP	314	314	0	0	-
	G	NP	285	285	0	620	0.00
	G	NP	315	315	0	0	-
Ward 09 Pct 03 - Total	TOTAL	NP			102	620	16.45
Ward 09 Pct 04	R	NP	286	286	77	822	9.37
	R	NP	313	313	0	0	-
	D	NP	287	287	59	822	7.18
	D	NP	314	314	0	0	-
	G	NP	288	288	0	822	0.00
	G	NP	315	315	0	0	-
Ward 09 Pct 04 - Total	TOTAL	NP			136	822	16.55
Ward 09 Pct 05	R	NP	289	289	111	1313	8.45
	R	NP	313	313	0	0	-
	D	NP	290	290	82	1313	6.25
	D	NP	314	314	0	0	-
	G	NP	291	291	2	1313	0.15
	G	NP	315	315	2	0	-
Ward 09 Pct 05 - Total	TOTAL	NP			197	1313	15.00
Ward 09 Pct 06	R	NP	292	292	61	814	7.49
	R	NP	313	313	1	0	-
	D	NP	293	293	61	814	7.49
	D	NP	314	314	0	0	-
	G	NP	294	294	0	814	0.00
	G	NP	315	315	2	0	-
Ward 09 Pct 06 - Total	TOTAL	NP			125	814	15.36
Ward 09 Pct 07	R	NP	295	295	73	866	8.43
	R	NP	313	313	0	0	-
	D	NP	296	296	75	866	8.66
	D	NP	314	314	0	0	-
	G	NP	297	297	1	866	0.12
	G	NP	315	315	4	0	-
Ward 09 Pct 07 - Total	TOTAL	NP			153	866	17.67
Ward 09 Pct 08	R	NP	298	298	47	907	5.18
	R	NP	313	313	0	0	-
	D	NP	299	299	52	907	5.73
	D	NP	314	314	0	0	-
	G	NP	300	300	0	907	0.00
	G	NP	315	315	3	0	-
Ward 09 Pct 08 - Total	TOTAL	NP			102	907	11.25
Total	R	NP			420	5342	7.86
	D	NP			381	5342	7.13
	G	NP			14	5342	0.26
Total - Total	TOTAL	NP			815	5342	15.26

Official Results
City of Aurora, IL
Will County

Date:02/16/10
Time:15:43:31
Page:1 of 7

General Primary - February 2, 2010
All Partisan Races including Precinct Committeeman

Registered Voters 5342 - Cards Cast 815 15.26%

Num. Report Precinct 6 - Num. Reporting 6 100.00%

D UNITED STATES SENATOR		D		Total	
Number of Precincts		6			
Precincts Reporting		6	100.0 %		
Times Counted		381/5342	7.1 %		
Total Votes		375			
ROBERT MARSHALL	D	14	3.73%		
DAVID HOFFMAN	D	127	33.87%		
JACOB J MEISTER	D	5	1.33%		
'ALEXI' GIANNOULIAS	D	152	40.53%		
CHERYLE JACKSON	D	75	20.00%		
Write-in Votes		2	0.53%		

D COMPTROLLER		D		Total	
Number of Precincts		6			
Precincts Reporting		6	100.0 %		
Times Counted		381/5342	7.1 %		
Total Votes		352			
DAVID E MILLER	D	126	35.80%		
S RAJA KRISHNAMOORD	D	209	59.38%		
CLINTON A KRISLOV	D	17	4.83%		

D GOVERNOR		D		Total	
Number of Precincts		6			
Precincts Reporting		6	100.0 %		
Times Counted		381/5342	7.1 %		
Total Votes		371			
PAT QUINN	D	174	46.90%		
DANIEL W HYNES	D	196	52.83%		
Write-in Votes		1	0.27%		

D TREASURER		D		Total	
Number of Precincts		6			
Precincts Reporting		6	100.0 %		
Times Counted		381/5342	7.1 %		
Total Votes		340			
JUSTIN P OBERMAN	D	153	45.00%		
ROBIN KELLY	D	187	55.00%		

D LIEUTENANT GOVERNOR		D		Total	
Number of Precincts		6			
Precincts Reporting		6	100.0 %		
Times Counted		381/5342	7.1 %		
Total Votes		334			
ARTHUR L TURNER	D	64	19.16%		
TERRY LINK	D	32	9.58%		
RICKY R HENDON	D	40	11.98%		
SCOTT LEE COHEN	D	129	38.62%		
THOMAS CASTILLO	D	40	11.98%		
MIKE BOLAND	D	29	8.68%		

D 13TH CONGRESS DIST		D		Total	
Number of Precincts		6			
Precincts Reporting		6	100.0 %		
Times Counted		381/5342	7.1 %		
Total Votes		323			
SCOTT HARPER	D	323	100.00%		

D ATTORNEY GENERAL		D		Total	
Number of Precincts		6			
Precincts Reporting		6	100.0 %		
Times Counted		381/5342	7.1 %		
Total Votes		340			
LISA MADIGAN	D	340	100.00%		

D 13TH DIST COMMITTEEWOMAN		D		Total	
Number of Precincts		6			
Precincts Reporting		6	100.0 %		
Times Counted		381/5342	7.1 %		
Total Votes		307			
J. KENNEDY BECKMAN	D	307	100.00%		

D SECRETARY OF STATE		D		Total	
Number of Precincts		6			
Precincts Reporting		6	100.0 %		
Times Counted		381/5342	7.1 %		
Total Votes		350			
JESSE WHITE	D	350	100.00%		

D 13TH DIST COMMTEEMAN		D		Total	
Number of Precincts		6			
Precincts Reporting		6	100.0 %		
Times Counted		381/5342	7.1 %		
Total Votes		304			
KYLE R HASTINGS	D	304	100.00%		

D 84TH ASSEMBLY DIST		D		Total	
Number of Precincts		6			
Precincts Reporting		6	100.0 %		
Times Counted		381/5342	7.1 %		
Total Votes		305			
DENNIS GROSSKOPF	D	305	100.00%		

**Official Results
City of Aurora, IL
Will County**

Date:02/16/10
Time:15:43:31
Page:2 of 7

**General Primary - February 2, 2010
All Partisan Races including Precinct Committeeman**

Registered Voters 5342 - Cards Cast 815 15.26%

Num. Report Precinct 6 - Num. Reporting 6 100.00%

D WILL COUNTY CLERK		D	Total	
Number of Precincts			6	
Precincts Reporting			6	100.0 %
Times Counted		128/5342		2.4 %
Total Votes			0	
NO CANDIDATE			0	N/A

D JUDGE 12TH - WHITE VAC		D	Total	
Number of Precincts			6	
Precincts Reporting			6	100.0 %
Times Counted		381/5342		7.1 %
Total Votes			308	
KEITH S VAN DUYNE	D		108	35.06%
GARY S MUELLER	D		200	64.94%

D WILL TREASURER		D	Total	
Number of Precincts			6	
Precincts Reporting			6	100.0 %
Times Counted		381/5342		7.1 %
Total Votes			315	
PAT McGUIRE	D		315	100.00%

D JUDGE 12TH - PETKA VAC		D	Total	
Number of Precincts			6	
Precincts Reporting			6	100.0 %
Times Counted		128/5342		2.4 %
Total Votes			0	
NO CANDIDATE			0	N/A

D WILL SHERIFF		D	Total	
Number of Precincts			6	
Precincts Reporting			6	100.0 %
Times Counted		381/5342		7.1 %
Total Votes			322	
ED BRADLEY	D		199	61.80%
RICH GIROT	D		58	18.01%
PETER 'PETE' PLAZZA	D		65	20.19%

D Ward 09 Pct 03 COMMITTEE		D	Total	
Number of Precincts			1	
Precincts Reporting			1	100.0 %
Times Counted		47/620		7.6 %
Total Votes			0	
NO CANDIDATE			0	N/A

D WILL CNTY BRD DIST 3		D	Total	
Number of Precincts			6	
Precincts Reporting			6	100.0 %
Times Counted		381/5342		7.1 %
Total Votes			495	
R. REED-SLAUGHTER	D		169	34.14%
DIANE BENJAMIN	D		214	43.23%
ANIL SAXENA	D		112	22.63%

D Ward 09 Pct 04 COMMITTEE		D	Total	
Number of Precincts			1	
Precincts Reporting			1	100.0 %
Times Counted		23/822		2.8 %
Total Votes			0	
NO CANDIDATE			0	N/A

D REG SUPT- GRUNDY / KENDALL		D	Total	
Number of Precincts			6	
Precincts Reporting			6	100.0 %
Times Counted		128/5342		2.4 %
Total Votes			0	
NO CANDIDATE			0	N/A

D Ward 09 Pct 05 COMMITTEE		D	Total	
Number of Precincts			1	
Precincts Reporting			1	100.0 %
Times Counted		82/1313		6.2 %
Total Votes			65	
EDWARD BUGG	D		65	100.00%

D Ward 09 Pct 06 COMMITTEE		D	Total	
Number of Precincts			1	
Precincts Reporting			1	100.0 %
Times Counted		4/814		0.5 %
Total Votes			0	
NO CANDIDATE			0	N/A

Official Results
City of Aurora, IL
Will County

Date:02/16/10
Time:15:43:31
Page:3 of 7

General Primary - February 2, 2010
All Partisan Races including Precinct Committeeman

Registered Voters 5342 - Cards Cast 815 15.26%

Num. Report Precinct 6 - Num. Reporting 6 100.00%

D Ward 09 Pct 07 COMMITTEE		D	Total
Number of Precincts			1
Precincts Reporting		1	100.0 %
Times Counted	4/866		0.5 %
Total Votes		0	
NO CANDIDATE		0	N/A

D Ward 09 Pct 08 COMMITTEE		D	Total
Number of Precincts			1
Precincts Reporting		1	100.0 %
Times Counted	1/907		0.1 %
Total Votes		0	
NO CANDIDATE		0	N/A

R UNITED STATES SENATOR		R	Total
Number of Precincts			6
Precincts Reporting		6	100.0 %
Times Counted	420/5342		7.9 %
Total Votes		411	
DONALD (DON) LOWERYR	R	25	6.08%
MARK STEVEN KIRK	R	249	60.58%
ANDY MARTIN	R	13	3.16%
KATHLEEN THOMAS	R	33	8.03%
JOHN ARRINGTON	R	17	4.14%
PATRICK J HUGHES	R	74	18.00%

R GOVERNOR		R	Total
Number of Precincts			6
Precincts Reporting		6	100.0 %
Times Counted	419/5342		7.8 %
Total Votes		413	
KIRK W DILLARD	R	83	20.10%
BILL BRADY	R	19	4.60%
R. SCHILLERSTROM	R	6	1.45%
ADAM ANDRZEJEWSKI	R	80	19.37%
DAN PROFT	R	63	15.25%
JIM RYAN	R	84	20.34%
ANDY MCKENNA	R	78	18.89%

R LIEUTENANT GOVERNOR		R	Total
Number of Precincts			6
Precincts Reporting		6	100.0 %
Times Counted	419/5342		7.8 %
Total Votes		387	
DON TRACY	R	33	8.53%
JASON PLUMMER	R	115	29.72%
RANDY A WHITE SR	R	19	4.91%
BRAD COLE	R	35	9.04%
MATT MURPHY	R	153	39.53%
DENNIS W COOK	R	32	8.27%

R ATTORNEY GENERAL		R	Total
Number of Precincts			6
Precincts Reporting		6	100.0 %
Times Counted	419/5342		7.8 %
Total Votes		372	
STEVE KIM	R	372	100.00%

R SECRETARY OF STATE		R	Total
Number of Precincts			6
Precincts Reporting		6	100.0 %
Times Counted	419/5342		7.8 %
Total Votes		368	
ROBERT ENRIQUEZ	R	368	100.00%

R COMPTROLLER		R	Total
Number of Precincts			6
Precincts Reporting		6	100.0 %
Times Counted	419/5342		7.8 %
Total Votes		400	
JUDY BAAR TOPINKA	R	226	56.50%
JIM DODGE	R	83	20.75%
WILLIAM J KELLY	R	91	22.75%

R TREASURER		R	Total
Number of Precincts			6
Precincts Reporting		6	100.0 %
Times Counted	419/5342		7.8 %
Total Votes		375	
DAN RUTHERFORD	R	375	100.00%

**Official Results
City of Aurora, IL
Will County**

Date:02/16/10
Time:15:43:31
Page:4 of 7

**General Primary - February 2, 2010
All Partisan Races including Precinct Committeeman**

Registered Voters 5342 - Cards Cast 815 15.26%

Num. Report Precinct 6 - Num. Reporting 6 100.00%

R 13TH CONGRESS DIST		R		Total
Number of Precincts		6		
Precincts Reporting		6	100.0 %	
Times Counted		420/5342	7.9 %	
Total Votes		377		
JUDY BIGGERT	R	377	100.00%	

R WILL CNTY BRD DIST 3		R		Total
Number of Precincts		6		
Precincts Reporting		6	100.0 %	
Times Counted		419/5342	7.8 %	
Total Votes		983		
ANN DRALLE	R	194	19.74%	
SUZANNE HART	R	234	23.80%	
LAURIE McPHILLIPS	R	260	26.45%	
SALLY H MUELLER	R	113	11.50%	
MICHAEL F WISNIEWSKI	R	182	18.51%	

R 84TH ASSEMBLY DIST		R		Total
Number of Precincts		6		
Precincts Reporting		6	100.0 %	
Times Counted		419/5342	7.8 %	
Total Votes		383		
TOM CROSS	R	383	100.00%	

R REG SUPT- GRUNDY / KENDALL		R		Total
Number of Precincts		6		
Precincts Reporting		6	100.0 %	
Times Counted		419/5342	7.8 %	
Total Votes		355		
PAUL R NORDSTROM	R	355	100.00%	

R WILL COUNTY CLERK		R		Total
Number of Precincts		6		
Precincts Reporting		6	100.0 %	
Times Counted		419/5342	7.8 %	
Total Votes		367		
NANCY SCHULTZ VOOTR		367	100.00%	

R JUDGE 12TH - WHITE VAC		R		Total
Number of Precincts		6		
Precincts Reporting		6	100.0 %	
Times Counted		419/5342	7.8 %	
Total Votes		357		
MICHAEL J. POWERS	R	357	100.00%	

R WILL TREASURER		R		Total
Number of Precincts		6		
Precincts Reporting		6	100.0 %	
Times Counted		419/5342	7.8 %	
Total Votes		368		
STEVE WEBER	R	368	100.00%	

R JUDGE-12TH - PETKA VAC		R		Total
Number of Precincts		6		
Precincts Reporting		6	100.0 %	
Times Counted		419/5342	7.8 %	
Total Votes		380		
PHILLIP SPIWAK	R	119	31.32%	
ROBERT P. LIVAS	R	136	35.79%	
KATHERINE L MALONEYR		125	32.89%	

R WILL SHERIFF		R		Total
Number of Precincts		6		
Precincts Reporting		6	100.0 %	
Times Counted		419/5342	7.8 %	
Total Votes		372		
PAUL J KAUPAS	R	227	61.02%	
STEVE EGAN	R	145	38.98%	

R Ward 09 Pct 03 COMMITTEE		R		Total
Number of Precincts		1		
Precincts Reporting		1	100.0 %	
Times Counted		50/620	8.1 %	
Total Votes		43		
DIRK A POLLOCK	R	43	100.00%	

Official Results
City of Aurora, IL
Will County

Date:02/16/10
Time:15:43:31
Page:5 of 7

General Primary - February 2, 2010
All Partisan Races including Precinct Committeeman

Registered Voters 5342 - Cards Cast 815 15.26%

Num. Report Precinct 6 - Num. Reporting 6 100.00%

R Ward 09 Pct 04 COMMITTEE R		Total
Number of Precincts	1	
Precincts Reporting	1 100.0 %	
Times Counted	33/822 4.0 %	
Total Votes	0	
NO CANDIDATE	0	N/A

G LIEUTENANT GOVERNOR G		Total
Number of Precincts	6	
Precincts Reporting	6 100.0 %	
Times Counted	3/5342 0.1 %	
Total Votes	3	
DON W CRAWFORD G	3	100.00%

R Ward 09 Pct 06 COMMITTEE R		Total
Number of Precincts	1	
Precincts Reporting	1 100.0 %	
Times Counted	2/814 0.2 %	
Total Votes	0	
NO CANDIDATE	0	N/A

G ATTORNEY GENERAL G		Total
Number of Precincts	6	
Precincts Reporting	6 100.0 %	
Times Counted	3/5342 0.1 %	
Total Votes	3	
DAVID F BLACK G	3	100.00%

R Ward 09 Pot 07 COMMITTEE R		Total
Number of Precincts	1	
Precincts Reporting	1 100.0 %	
Times Counted	5/866 0.6 %	
Total Votes	0	
NO CANDIDATE	0	N/A

G SECRETARY OF STATE G		Total
Number of Precincts	6	
Precincts Reporting	6 100.0 %	
Times Counted	3/5342 0.1 %	
Total Votes	3	
ADRIAN FROST G	3	100.00%

R Ward 09 Pct 08 COMMITTEE R		Total
Number of Precincts	1	
Precincts Reporting	1 100.0 %	
Times Counted	6/907 0.7 %	
Total Votes	0	
NO CANDIDATE	0	N/A

G COMPTROLLER G		Total
Number of Precincts	6	
Precincts Reporting	6 100.0 %	
Times Counted	3/5342 0.1 %	
Total Votes	2	
R ERIKA SCHAFFER G	2	100.00%

G UNITED STATES SENATOR G		Total
Number of Precincts	6	
Precincts Reporting	6 100.0 %	
Times Counted	14/5342 0.3 %	
Total Votes	14	
LeALAN M JONES G	14	100.00%

G TREASURER G		Total
Number of Precincts	6	
Precincts Reporting	6 100.0 %	
Times Counted	3/5342 0.1 %	
Total Votes	2	
SCOTT K SUMMERS G	2	100.00%

G GOVERNOR G		Total
Number of Precincts	6	
Precincts Reporting	6 100.0 %	
Times Counted	3/5342 0.1 %	
Total Votes	3	
RICH WHITNEY G	3	100.00%

G 13TH CONGRESS DIST G		Total
Number of Precincts	6	
Precincts Reporting	6 100.0 %	
Times Counted	3/5342 0.1 %	
Total Votes	0	
NO CANDIDATE	0	N/A

Official Results
City of Aurora, IL
Will County

Date:02/16/10
Time:15:43:31
Page:6 of 7

General Primary - February 2, 2010
All Partisan Races including Precinct Committeeman

Registered Voters 5342 - Cards Cast 815 15.26%

Num. Report Precinct 6 - Num. Reporting 6 100.00%

G 13TH DIST COMMITTEEWOMAN		G		Total
Number of Precincts				6
Precincts Reporting				6 100.0 %
Times Counted		3/5342	0.1 %	
Total Votes				0
NO CANDIDATE				0 N/A

G WILL CNTY BRD DIST 3		G		Total
Number of Precincts				6
Precincts Reporting				6 100.0 %
Times Counted		3/5342	0.1 %	
Total Votes				0
NO CANDIDATE				0 N/A

G 13TH DIST COMMITTEEMAN		G		Total
Number of Precincts				6
Precincts Reporting				6 100.0 %
Times Counted		3/5342	0.1 %	
Total Votes				3
STEVE ALESCH	G			3 100.00%

G REG SUPT- GRUNDY / KENDALL		G		Total
Number of Precincts				6
Precincts Reporting				6 100.0 %
Times Counted		3/5342	0.1 %	
Total Votes				0
NO CANDIDATE				0 N/A

G 84TH ASSEMBLY DIST		G		Total
Number of Precincts				6
Precincts Reporting				6 100.0 %
Times Counted		3/5342	0.1 %	
Total Votes				0
NO CANDIDATE				0 N/A

G JUDGE 12TH - WHITE VAC		G		Total
Number of Precincts				6
Precincts Reporting				6 100.0 %
Times Counted		3/5342	0.1 %	
Total Votes				0
NO CANDIDATE				0 N/A

G WILL COUNTY CLERK		G		Total
Number of Precincts				6
Precincts Reporting				6 100.0 %
Times Counted		3/5342	0.1 %	
Total Votes				0
NO CANDIDATE				0 N/A

G JUDGE-12TH - PETKA VAC		G		Total
Number of Precincts				6
Precincts Reporting				6 100.0 %
Times Counted		3/5342	0.1 %	
Total Votes				0
NO CANDIDATE				0 N/A

G WILL TREASURER		G		Total
Number of Precincts				6
Precincts Reporting				6 100.0 %
Times Counted		3/5342	0.1 %	
Total Votes				0
NO CANDIDATE				0 N/A

G Ward 09 Pct 03 COMMITTEE		G		Total
Number of Precincts				1
Precincts Reporting				1 100.0 %
Times Counted		0/620	0.0 %	
Total Votes				0
NO CANDIDATE				0 N/A

G WILL SHERIFF		G		Total
Number of Precincts				6
Precincts Reporting				6 100.0 %
Times Counted		3/5342	0.1 %	
Total Votes				0
NO CANDIDATE				0 N/A

G Ward 09 Pct 04 COMMITTEE		G		Total
Number of Precincts				1
Precincts Reporting				1 100.0 %
Times Counted		0/822	0.0 %	
Total Votes				0
NO CANDIDATE				0 N/A

Official Results
 City of Aurora, IL
 Will County

Date:02/16/10
 Time:15:43:31
 Page:7 of 7

General Primary - February 2, 2010
 All Partisan Races including Precinct Committeeman

Registered Voters 5342 - Cards Cast 815 15.26%

Num. Report Precinct 6 - Num. Reporting 6 100.00%

G Ward 09 Pct 05 COMMITTEE		G	
	Total		
Number of Precincts	1		
Precincts Reporting	1	100.0 %	
Times Counted	2/1313	0.2 %	
Total Votes	0		
NO CANDIDATE	0		N/A

G Ward 09 Pct 06 COMMITTEE		G	
	Total		
Number of Precincts	1		
Precincts Reporting	1	100.0 %	
Times Counted	0/814	0.0 %	
Total Votes	0		
NO CANDIDATE	0		N/A

G Ward 09 Pct 07 COMMITTEE		G	
	Total		
Number of Precincts	1		
Precincts Reporting	1	100.0 %	
Times Counted	1/866	0.1 %	
Total Votes	0		
NO CANDIDATE	0		N/A

G Ward 09 Pct 08 COMMITTEE		G	
	Total		
Number of Precincts	1		
Precincts Reporting	1	100.0 %	
Times Counted	0/907	0.0 %	
Total Votes	0		
NO CANDIDATE	0		N/A

Official Results
City of Aurora, IL (Will County)
General Primary - February 2, 2010
All Partisan Races Including Precinct Committeeman

Date:02/22/10
Time:15:41:44
Page:1 of 20

	TURN OUT			D UNITED STATES SENATOR										
	Reg. Voters	Cards Cast	% Turnout	Reg. Voters	ROBERT MARSHALL (D)	DAVID HOFFMAN (D)	JACOB J MEISTER (D)	'ALEX' GIANNOULIAS (D)	CHERYLE JACKSON (D)	Write-In Votes				
Jurisdiction Wide														
Ward 09 Pct 03	620	102	16.45%	620	2 3.85%	11 21.15%	0 0.00%	22 42.31%	17 32.69%	0 0.00%				
Ward 09 Pct 04	822	136	16.55%	822	1 1.75%	24 42.11%	1 1.75%	21 36.84%	8 14.04%	2 3.51%				
Ward 09 Pct 05	1313	197	15.00%	1313	2 2.44%	29 35.37%	2 2.44%	36 43.90%	13 15.85%	0 0.00%				
Ward 09 Pct 06	814	125	15.36%	814	2 3.39%	17 28.81%	0 0.00%	24 40.68%	16 27.12%	0 0.00%				
Ward 09 Pct 07	866	153	17.67%	866	5 6.85%	24 32.88%	1 1.37%	33 45.21%	10 13.70%	0 0.00%				
Ward 09 Pct 08	907	102	11.25%	907	2 3.85%	22 42.31%	1 1.92%	16 30.77%	11 21.15%	0 0.00%				
Total	5342	815	15.26%	5342	14 3.73%	127 33.87%	5 1.33%	152 40.53%	75 20.00%	2 0.53%				

Official Results
City of Aurora, IL (Will County)
General Primary - February 2, 2010
All Partisan Races Including Precinct Committeeman

Date:02/22/10
 Time:15:41:44
 Page:2 of 20

	D GOVERNOR						
	Reg. Voters	PAT QUINN (D)		DANIEL W HYNES (D)		Write-In Votes	
<i>Jurisdiction Wide</i>							
Ward 09 Pct 03	620	24	48.98%	25	51.02%	0	0.00%
Ward 09 Pct 04	822	22	37.93%	36	62.07%	0	0.00%
Ward 09 Pct 05	1313	49	61.25%	30	37.50%	1	1.25%
Ward 09 Pct 06	814	25	40.98%	36	59.02%	0	0.00%
Ward 09 Pct 07	866	37	51.39%	35	48.61%	0	0.00%
Ward 09 Pct 08	907	17	33.33%	34	66.67%	0	0.00%
Total	5342	174	46.90%	196	52.83%	1	0.27%

Official Results
City of Aurora, IL (Will County)
General Primary - February 2, 2010
All Partisan Races Including Precinct Committeeman

Date:02/22/10
Time:15:41:44
Page:3 of 20

	D LIEUTENANT GOVERNOR									D ATTORNEY GENERAL	
	Reg. Voters	ARTHUR L. TURNER (D)	TERRY LINK (D)	RICKEY R. HENDON (D)	SCOTT LEE COHEN (D)	THOMAS CASTILLO (D)	MIKE BOLAND (D)	Reg. Voters	LISA MADIGAN (D)		
Jurisdiction Wide											
Ward 09 Pct 03	620	13 29.55%	3 6.82%	7 15.91%	15 34.09%	2 4.55%	4 9.09%	620	50 100.00%		
Ward 09 Pct 04	822	5 9.26%	8 14.81%	3 5.56%	20 37.04%	9 16.67%	9 16.67%	822	51 100.00%		
Ward 09 Pct 05	1313	18 26.47%	4 5.88%	6 8.82%	28 41.18%	7 10.29%	5 7.35%	1313	75 100.00%		
Ward 09 Pct 06	814	9 16.07%	7 12.50%	7 12.50%	21 37.50%	9 16.07%	3 5.36%	814	54 100.00%		
Ward 09 Pct 07	866	11 17.19%	6 9.38%	7 10.94%	27 42.19%	8 12.50%	5 7.81%	866	64 100.00%		
Ward 09 Pct 08	907	8 16.67%	4 8.33%	10 20.83%	18 37.50%	5 10.42%	3 6.25%	907	46 100.00%		
Total	5342	64 19.16%	32 9.58%	40 11.98%	129 38.62%	40 11.98%	29 8.68%	5342	340 100.00%		

Official Results
City of Aurora, IL (Will County)
General Primary - February 2, 2010
All Partisan Races Including Precinct Committeeman

Date:02/22/10
Time:15:41:44
Page:4 of 20

	D SECRETARY OF STATE		D COMPTROLLER					D TREASURER			D 13TH CONGRESS DIST	
	Reg. Voters	JESSE WHITE (D)	Reg. Voters	DAVID E MILLER (D)	S RAJA KRISHNAMOOR (D)	CLINTON A. KRISLOV (D)	Reg. Voters	JUSTIN P OBERMAN (D)	ROBIN KELLY (D)	Reg. Voters	SCOTT HARPER (D)	
Jurisdiction Wide												
Ward 09 Pct 03	620	48 100.00%	620	19 38.00%	30 60.00%	1 2.00%	620	26 56.52%	20 43.48%	620	43 100.00%	
Ward 09 Pct 04	822	53 100.00%	822	24 43.64%	28 50.91%	3 5.45%	822	21 38.89%	33 61.11%	822	50 100.00%	
Ward 09 Pct 05	1313	75 100.00%	1313	31 39.74%	44 56.41%	3 1.85%	1313	34 47.89%	37 52.11%	1313	71 100.00%	
Ward 09 Pct 06	814	56 100.00%	814	15 26.79%	37 66.07%	4 7.14%	814	24 42.86%	32 57.14%	814	53 100.00%	
Ward 09 Pct 07	866	69 100.00%	866	22 32.35%	43 63.24%	3 4.41%	866	31 45.59%	37 54.41%	866	63 100.00%	
Ward 09 Pct 08	907	49 100.00%	907	15 33.33%	27 60.00%	3 6.67%	907	17 37.78%	28 62.22%	907	43 100.00%	
Total	5342	350 100.00%	5342	126 35.80%	209 59.38%	17 4.83%	5342	153 45.00%	187 55.00%	5342	323 100.00%	

Official Results
City of Aurora, IL (Will County)
General Primary - February 2, 2010

Date:02/22/10
Time:15:41:44
Page:5 of 20

All Partisan Races Including Precinct Committeeman

	D 13TH DIST COMMITTEEWOMAN		D 13TH DIST COMMITTEEMAN		D 84TH ASSEMBLY DIST		D WILL COUNTY CLERK		D WILL TREASURER	
	Reg. Voters	J. KENNEDY BECKMAN (D)	Reg. Voters	KYLE R HASTINGS (D)	Reg. Voters	DENNIS GROSSKOPF (D)	Reg. Voters	NO CANDIDATE	Reg. Voters	PAT McGUIRE (D)
Jurisdiction Wide										
Ward 09 Pct 03	620	43 100.00%	620	41 100.00%	620	42 100.00%	620	0	620	44 100.00%
Ward 09 Pct 04	822	47 100.00%	822	48 100.00%	822	48 100.00%	822	0	822	48 100.00%
Ward 09 Pct 05	1313	63 100.00%	1313	64 100.00%	1313	63 100.00%	1313	0	1313	68 100.00%
Ward 09 Pct 06	814	52 100.00%	814	52 100.00%	814	52 100.00%	814	0	814	51 100.00%
Ward 09 Pct 07	866	62 100.00%	866	60 100.00%	866	61 100.00%	866	0	866	67 100.00%
Ward 09 Pct 08	907	40 100.00%	907	39 100.00%	907	39 100.00%	907	0	907	37 100.00%
Total	5342	307 100.00%	5342	304 100.00%	5342	305 100.00%	5342	0	5342	315 100.00%

Official Results
City of Aurora, IL (Will County)
General Primary - February 2, 2010
All Partisan Races Including Precinct Committeeman

Date:02/22/10
Time:15:41:44
Page:6 of 20

	D WILL SHERIFF						D WILL CNTY BRD DIST 3						D REG SGT- GRUNDY / KENDALL	
	Reg. Voters	ED BRADLEY (D)	RICH GIROT (D)	PETER 'PETE' PIAZZA (D)	Reg. Voters	R. REED-SLAUGHT (D)	DIANE BENJAMIN (D)	ANIL SAXENA (D)	Reg. Voters	NO CANDIDATE				
Jurisdiction Wide														
Ward 09 Pct 03	620	32 78.05%	3 7.32%	6 14.63%	620	24 38.71%	27 43.55%	11 17.74%	620	0				
Ward 09 Pct 04	822	33 63.46%	11 21.15%	8 15.38%	822	26 32.10%	38 46.91%	17 20.99%	822	0				
Ward 09 Pct 05	1313	45 66.18%	9 13.24%	14 20.59%	1313	35 32.71%	47 43.93%	25 23.36%	1313	0				
Ward 09 Pct 06	814	28 51.85%	17 31.48%	9 16.67%	814	28 36.84%	34 44.74%	14 18.42%	814	0				
Ward 09 Pct 07	866	40 61.54%	11 16.92%	14 21.54%	866	36 36.00%	38 38.00%	26 26.00%	866	0				
Ward 09 Pct 08	907	21 50.00%	7 16.67%	14 33.33%	907	20 28.99%	30 43.48%	19 27.54%	907	0				
Total	5342	199 61.80%	58 18.01%	65 20.19%	5342	169 34.14%	214 43.23%	112 22.63%	5342	0				

Official Results
City of Aurora, IL (Will County)
General Primary - February 2, 2010
All Partisan Races Including Precinct Committeeman

Date:02/22/10
Time:15:41:44
Page:7 of 20

	D JUDGE 12TH - WHITE VAC				D JUDGE 12TH - PETKA VAC		D Ward 09 Pct 03 COMMITTEE		D Ward 09 Pct 04 COMMITTEE		D Ward 09 Pct 05 COMMITTEE	
	Reg. Voters	KEITH S VAN DUYN (D)	GARY S MUELLER (D)		Reg. Voters	NO CANDIDATE	Reg. Voters	NO CANDIDATE	Reg. Voters	NO CANDIDATE	Reg. Voters	EDWARD BUGG (D)
Jurisdiction Wide												
Ward 09 Pct 03	620	14 35.00%	26 65.00%		620	0	620	0	-	-	-	-
Ward 09 Pct 04	822	24 48.98%	25 51.02%		822	0	-	-	822	0	-	-
Ward 09 Pct 05	1313	21 33.87%	41 66.13%		1313	0	-	-	-	-	1313	65 100.00%
Ward 09 Pct 06	814	15 28.85%	37 71.15%		814	0	-	-	-	-	-	-
Ward 09 Pct 07	866	20 31.75%	43 68.25%		866	0	-	-	-	-	-	-
Ward 09 Pct 08	907	14 33.33%	28 66.67%		907	0	-	-	-	-	-	-
Total	5342	108 35.06%	200 64.94%		5342	0	620	0	822	0	1313	65 100.00%

Official Results
City of Aurora, IL (Will County)
General Primary - February 2, 2010
All Partisan Races Including Precinct Committeeman

Date:02/22/10
 Time:15:41:44
 Page:8 of 20

	D Ward 09 Pct 06 COMMITTEE		D Ward 09 Pct 07 COMMITTEE		D Ward 09 Pct 08 COMMITTEE	
	Reg. Voters	NO CANDIDATE	Reg. Voters	NO CANDIDATE	Reg. Voters	NO CANDIDATE
Jurisdiction Wide						
Ward 09 Pct 03	-	-	-	-	-	-
Ward 09 Pct 04	-	-	-	-	-	-
Ward 09 Pct 05	-	-	-	-	-	-
Ward 09 Pct 06	814	0	-	-	-	-
Ward 09 Pct 07	-	-	866	0	-	-
Ward 09 Pct 08	-	-	-	-	907	0
Total	814	0	866	0	907	0

Official Results
City of Aurora, IL (Will County)
General Primary - February 2, 2010
All Partisan Races Including Precinct Committeeman

Date:02/22/10
Time:15:41:44
Page:9 of 20

R UNITED STATES SENATOR													
	Reg. Voters	DONALD (DON) LOWERY (R)		MARK STEVEN KIRK (R)		ANDY MARTIN (R)		KATHLEEN THOMAS (R)		JOHN ARRINGTON (R)		PATRICK J HUGHES (R)	
Jurisdiction Wide													
Ward 09 Pct 03	620	5	10.42%	27	56.25%	3	6.25%	5	10.42%	1	2.08%	7	14.58%
Ward 09 Pct 04	822	5	6.85%	46	63.01%	2	2.74%	6	8.22%	3	4.11%	11	15.07%
Ward 09 Pct 05	1313	7	6.31%	68	61.26%	4	3.60%	3	2.70%	6	5.41%	23	20.72%
Ward 09 Pct 06	814	2	3.23%	43	69.35%	1	1.61%	2	3.23%	3	4.84%	11	17.74%
Ward 09 Pct 07	866	4	5.71%	37	52.86%	3	4.29%	8	11.43%	1	1.43%	17	24.29%
Ward 09 Pct 08	907	2	4.26%	28	59.57%	0	0.00%	9	19.15%	3	6.38%	5	10.64%
Total	5342	25	6.08%	249	60.58%	13	3.16%	33	8.03%	17	4.14%	74	18.00%

Official Results
City of Aurora, IL (Will County)
General Primary - February 2, 2010
All Partisan Races Including Precinct Committeeman

Date:02/22/10
Time:15:41:44
Page:10 of 20

R GOVERNOR

	Reg. Voters	KIRK W DILLARD (R)	BILL BRADY (R)	R. SCHILLERSTROM (R)	ADAM ANDRZEJEWSKI (R)	DAN PROFT (R)	JIM RYAN (R)	ANDY MCKENNA (R)
Jurisdiction Wide								
Ward 09 Pct 03	620	8 1.67%	1 2.08%	0 0.00%	12 25.00%	10 20.83%	10 20.83%	7 14.58%
Ward 09 Pct 04	822	13 16.88%	5 6.49%	3 3.90%	8 10.39%	14 18.88%	20 25.97%	14 18.18%
Ward 09 Pct 05	1313	27 25.00%	3 2.78%	2 1.85%	19 17.59%	15 13.89%	23 21.30%	19 17.59%
Ward 09 Pct 06	814	15 24.59%	2 3.28%	1 1.64%	19 31.15%	6 9.84%	8 13.11%	10 16.39%
Ward 09 Pct 07	866	10 13.89%	5 6.94%	0 0.00%	16 22.22%	8 11.11%	10 13.89%	23 31.94%
Ward 09 Pct 08	907	10 21.28%	3 6.38%	0 0.00%	6 12.77%	10 21.28%	13 27.66%	5 10.64%
Total	5342	83 20.10%	19 4.60%	6 1.45%	80 19.37%	63 15.25%	84 20.34%	78 18.89%

Official Results
City of Aurora, IL (Will County)
General Primary - February 2, 2010
All Partisan Races Including Precinct Committeeman

Date:02/22/10
Time:15:41:44
Page:11 of 20

	R LIEUTENANT GOVERNOR									R ATTORNEY GENERAL					
	Reg. Voters	DON TRACY (R)		JASON PLUMMER (R)		RANDY A WHITE SR (R)		BRAD COLE (R)		MATT MURPHY (R)		DENNIS W COOK (R)		Reg. Voters	STEVE KIM (R)
Jurisdiction Wide															
Ward 09 Pct 03	620	2	4.55%	16	36.36%	3	6.82%	7	15.91%	12	27.27%	4	9.09%	620	45 100.00%
Ward 09 Pct 04	822	6	8.22%	24	32.88%	4	5.48%	5	6.85%	28	38.36%	6	8.22%	822	69 100.00%
Ward 09 Pct 05	1313	10	9.80%	31	30.39%	2	1.96%	9	8.82%	43	42.16%	7	6.86%	1313	96 100.00%
Ward 09 Pct 06	814	6	10.17%	15	25.42%	4	6.78%	7	11.86%	21	35.59%	6	10.17%	814	52 100.00%
Ward 09 Pct 07	866	4	6.25%	15	23.44%	4	6.25%	5	7.81%	30	46.88%	6	9.38%	866	65 100.00%
Ward 09 Pct 08	907	5	11.11%	14	31.11%	2	4.44%	2	4.44%	19	42.22%	3	6.67%	907	45 100.00%
Total	5342	33	8.53%	115	29.72%	19	4.91%	35	9.04%	153	39.53%	32	8.27%	5342	372 100.00%

Official Results
City of Aurora, IL (Will County)
General Primary - February 2, 2010
All Partisan Races Including Precinct Committeeman

Date:02/22/10
Time:15:41:44
Page:12 of 20

	R SECRETARY OF STATE		R COMPTROLLER				R TREASURER		R 13TH CONGRESS DIST	
	Reg. Voters	ROBERT ENRIQUEZ (R)	Reg. Voters	JUDY BAAR TOPINKA (R)	JIM DODGE (R)	WILLIAM I KHELY (R)	Reg. Voters	DAN RUTHERFORD (R)	Reg. Voters	JUDY BIGGERT (R)
Jurisdiction Wide										
Ward 09 Pct 03	620	46 100.00%	620	24 53.33%	11 24.44%	10 22.22%	620	44 100.00%	620	48 100.00%
Ward 09 Pct 04	822	69 100.00%	822	45 59.21%	11 14.47%	20 26.32%	822	70 100.00%	822	71 100.00%
Ward 09 Pct 05	1313	92 100.00%	1313	62 59.62%	21 20.19%	21 20.19%	1313	96 100.00%	1313	98 100.00%
Ward 09 Pct 06	814	52 100.00%	814	31 51.67%	11 18.33%	18 30.00%	814	55 100.00%	814	54 100.00%
Ward 09 Pct 07	866	65 100.00%	866	39 55.71%	16 22.86%	15 21.43%	866	66 100.00%	866	63 100.00%
Ward 09 Pct 08	907	44 100.00%	907	25 55.56%	13 28.89%	7 15.56%	907	44 100.00%	907	43 100.00%
Total	5342	368 100.00%	5342	226 56.50%	83 20.75%	91 22.75%	5342	375 100.00%	5342	377 100.00%

Official Results
City of Aurora, IL (Will County)
General Primary - February 2, 2010

Date:02/22/10
 Time:15:41:44
 Page:13 of 20

All Partisan Races Including Precinct Committeeman

	R 84TH ASSEMBLY DIST		R WILL COUNTY CLERK		R WILL TREASURER		R WILL SHERIFF			
	Reg. Voters	TOM CROSS (R)	Reg. Voters	NANCY SCHULTZ VOOTS (R)	Reg. Voters	STEVE WEBER (R)	Reg. Voters	PAUL J KAUPAS (R)	STEVE EGAN (R)	
Jurisdiction Wide										
Ward 09 Pct 03	620	48 100.00%	620	45 100.00%	620	45 100.00%	620	26 56.52%	20 43.48%	
Ward 09 Pct 04	822	72 100.00%	822	68 100.00%	822	68 100.00%	822	41 59.42%	28 40.58%	
Ward 09 Pct 05	1313	96 100.00%	1313	91 100.00%	1313	91 100.00%	1313	62 63.92%	35 36.08%	
Ward 09 Pct 06	814	55 100.00%	814	54 100.00%	814	54 100.00%	814	35 62.50%	21 37.50%	
Ward 09 Pct 07	866	68 100.00%	866	66 100.00%	866	67 100.00%	866	35 58.33%	25 41.67%	
Ward 09 Pct 08	907	44 100.00%	907	43 100.00%	907	43 100.00%	907	28 63.64%	16 36.36%	
Total	5342	383 100.00%	5342	367 100.00%	5342	368 100.00%	5342	227 61.02%	145 38.98%	

Official Results
City of Aurora, IL (Will County)
General Primary - February 2, 2010
All Partisan Races Including Precinct Committeeman

Date:02/22/10
Time:15:41:44
Page:14 of 20

	R WILL CNTY BRD DIST 3						R REG SUPT-GRUNDY / KENDALL		R JUDGE 12TH - WHITE VAC	
	Reg. Voters	ANN DRALLE (R)	SUZANNE HART (R)	LAURIE McPHILLIPS (R)	SALLY H MUELLER (R)	MICHAEL F WISNIEWSKI (R)	Reg. Voters	PAUL R NORDSTROM (R)	Reg. Voters	MICHAEL J. POWERS (R)
Jurisdiction Wide										
Ward 09 Pct 03	620	27 23.68%	30 26.32%	30 26.32%	10 8.77%	17 14.91%	620	44 100.00%	620	43 100.00%
Ward 09 Pct 04	822	37 19.07%	45 23.20%	55 28.35%	23 11.86%	34 17.53%	822	67 100.00%	822	68 100.00%
Ward 09 Pct 05	1313	49 19.37%	60 23.72%	67 26.48%	32 12.65%	45 17.79%	1313	87 100.00%	1313	88 100.00%
Ward 09 Pct 06	814	27 18.88%	37 25.87%	33 23.08%	19 13.29%	27 18.88%	814	51 100.00%	814	52 100.00%
Ward 09 Pct 07	866	31 18.45%	37 22.02%	44 26.19%	19 11.31%	37 22.02%	866	65 100.00%	866	64 100.00%
Ward 09 Pct 08	907	23 20.72%	25 22.52%	31 27.93%	10 9.01%	22 19.82%	907	41 100.00%	907	42 100.00%
Total	5342	194 19.74%	234 23.80%	260 26.45%	113 11.50%	182 18.51%	5342	355 100.00%	5342	357 100.00%

Official Results
City of Aurora, IL (Will County)
General Primary - February 2, 2010
All Partisan Races Including Precinct Committeeman

Date:02/22/10
Time:15:41:44
Page:15 of 20

	R JUDGE-12TH - PETKA VAC						R Ward 09 Prec 03 COMMITTEE		R Ward 09 Prec 04 COMMITTEE		R Ward 09 Prec 05 COMMITTEE	
	Reg. Voters	PHILIP SPIWAK (R)	ROBERT P. LIVAS (R)	KATHERINE L. MALONEY (R)	Reg. Voters	DIRK A. POLLOCK (R)	Reg. Voters	NO CANDIDATE	Reg. Voters	NO CANDIDATE		
Jurisdiction Wide												
Ward 09 Prec 03	620	16 35.56%	17 37.78%	12 26.67%	620	43 100.00%	-	-	-	-		
Ward 09 Prec 04	822	15 20.27%	36 48.65%	23 31.08%	-	-	822	0	-	-		
Ward 09 Prec 05	1313	32 33.33%	33 34.38%	31 32.29%	-	-	-	-	1313	0		
Ward 09 Prec 06	814	22 39.29%	16 28.57%	18 32.14%	-	-	-	-	-	-		
Ward 09 Prec 07	866	20 30.77%	21 32.31%	24 36.92%	-	-	-	-	-	-		
Ward 09 Prec 08	907	14 31.82%	13 29.55%	17 38.64%	-	-	-	-	-	-		
Total	5342	119 31.32%	136 35.79%	125 32.89%	620	43 100.00%	822	0	1313	0		

Official Results
City of Aurora, IL (Will County)
General Primary - February 2, 2010

Date:02/22/10
Time:15:41:44
Page:16 of 20

All Partisan Races Including Precinct Committeeman

	R. Ward 09 Pct 06 COMMITTEE		R. Ward 09 Pct 07 COMMITTEE		R. Ward 09 Pct 08 COMMITTEE		G UNITED STATES SENATOR		G GOVERNOR		G LIEUTENANT GOVERNOR	
	Reg. Voters	NO CANDIDATE	Reg. Voters	NO CANDIDATE	Reg. Voters	NO CANDIDATE	Reg. Voters	LoALAN M JONES (G)	Reg. Voters	RICH WHITNEY (G)	Reg. Voters	DON W CRAWFORD (G)
Jurisdiction Wide												
Ward 09 Pct 03	-	-	-	-	-	-	620	0	620	0	620	0
Ward 09 Pct 04	-	-	-	-	-	-	822	0	822	0	822	0
Ward 09 Pct 05	-	-	-	-	-	-	1313	4 100.00%	1313	2 100.00%	1313	2 100.00%
Ward 09 Pct 06	814	0	-	-	-	-	814	2 100.00%	814	0	814	0
Ward 09 Pct 07	-	-	866	0	-	-	866	5 100.00%	866	1 100.00%	866	1 100.00%
Ward 09 Pct 08	-	-	-	-	907	0	907	3 100.00%	907	0	907	0
Total	814	0	866	0	907	0	5342	14 100.00%	5342	3 100.00%	5342	3 100.00%

Official Results
City of Aurora, IL (Will County)
General Primary - February 2, 2010
All Partisan Races Including Precinct Committeeman

Date:02/22/10
Time:15:41:44
Page:17 of 20

	G ATTORNEY GENERAL		G SECRETARY OF STATE		G COMPTROLLER		G TREASURER		G 13TH CONGRESS DIST		G 13TH DIST COMMITTEEWOMAN	
	Reg. Voters	DAVID F BLACK (G)	Reg. Voters	ADRIAN FROST (G)	Reg. Voters	R ERIKA SCHAFFER (G)	Reg. Voters	SCOTT K SUMMERS (G)	Reg. Voters	NO CANDIDATE	Reg. Voters	NO CANDIDATE
Jurisdiction Wide	620	0	620	0	620	0	620	0	620	0	620	0
Ward 09 Pct 03	822	0	822	0	822	0	822	0	822	0	822	0
Ward 09 Pct 04	1313	2 100.00%	1313	2 100.00%	1313	2 100.00%	1313	2 100.00%	1313	0	1313	0
Ward 09 Pct 05	814	0	814	0	814	0	814	0	814	0	814	0
Ward 09 Pct 06	866	1 100.00%	866	1 100.00%	866	0	866	0	866	0	866	0
Ward 09 Pct 07	907	0	907	0	907	0	907	0	907	0	907	0
Ward 09 Pct 08												
Total	5342	3 100.00%	5342	3 100.00%	5342	2 100.00%	5342	2 100.00%	5342	0	5342	0

Official Results
City of Aurora, IL (Will County)
General Primary - February 2, 2010
All Partisan Races Including Precinct Committeeman

Date:02/22/10
Time:15:41:44
Page:18 of 20

	G 13TH DIST COMMITTEEMAN		G 14TH ASSEMBLY DIST		G WILL COUNTY CLERK		G WILL TREASURER		G WILL SHERIFF		G WILL CNTY BRD DIST 3	
	Reg. Voters	STEVE ALESCH (G)	Reg. Voters	NO CANDIDATE	Reg. Voters	NO CANDIDATE	Reg. Voters	NO CANDIDATE	Reg. Voters	NO CANDIDATE	Reg. Voters	NO CANDIDATE
Jurisdiction Wide	620	0	620	0	620	0	620	0	620	0	620	0
Ward 09 Prec 03	822	0	822	0	822	0	822	0	822	0	822	0
Ward 09 Prec 04	1313	2 100.00%	1313	0	1313	0	1313	0	1313	0	1313	0
Ward 09 Prec 05	814	0	814	0	814	0	814	0	814	0	814	0
Ward 09 Prec 06	866	1 100.00%	866	0	866	0	866	0	866	0	866	0
Ward 09 Prec 07	907	0	907	0	907	0	907	0	907	0	907	0
Ward 09 Prec 08												
Total	5342	3 100.00%	5342	0	5342	0	5342	0	5342	0	5342	0

Official Results
City of Aurora, IL (Will County)
General Primary - February 2, 2010

Date:02/22/10
 Time:15:41:44
 Page:19 of 20

All Partisan Races Including Precinct Committeeman

	G REG SUPT- GRUNDY / KENDALL		G JUDGE 12TH - WHITE VAC		G JUDGE-12TH - PETKA VAC		G Ward 09 Pct 03 COMMITTEE		G Ward 09 Pct 04 COMMITTEE		G Ward 09 Pct 05 COMMITTEE	
	Reg. Voters	NO CANDIDATE	Reg. Voters	NO CANDIDATE	Reg. Voters	NO CANDIDATE	Reg. Voters	NO CANDIDATE	Reg. Voters	NO CANDIDATE	Reg. Voters	NO CANDIDATE
Jurisdiction Wide	620	0	620	0	620	0	620	0	-	-	-	-
Ward 09 Pct 03	822	0	822	0	822	0	-	-	822	0	-	-
Ward 09 Pct 04	1313	0	1313	0	1313	0	-	-	-	-	1313	0
Ward 09 Pct 05	814	0	814	0	814	0	-	-	-	-	-	-
Ward 09 Pct 06	866	0	866	0	866	0	-	-	-	-	-	-
Ward 09 Pct 07	907	0	907	0	907	0	-	-	-	-	-	-
Ward 09 Pct 08	907	0	907	0	907	0	-	-	-	-	-	-
Total	5342	0	5342	0	5342	0	620	0	822	0	1313	0

Official Results
City of Aurora, IL (Will County)
General Primary - February 2, 2010
All Partisan Races Including Precinct Committeeman

Date:02/22/10
Time:15:41:44
Page:20 of 20

	G Ward 09 Pct 06 COMMITTEE		G Ward 09 Pct 07 COMMITTEE		G Ward 09 Pct 08 COMMITTEE	
	Reg. Voters	NO CANDIDATE	Reg. Voters	NO CANDIDATE	Reg. Voters	NO CANDIDATE
Jurisdiction Wide						
Ward 09 Pct 03	-	-	-	-	-	-
Ward 09 Pct 04	-	-	-	-	-	-
Ward 09 Pct 05	-	-	-	-	-	-
Ward 09 Pct 06	814	0	-	-	-	-
Ward 09 Pct 07	-	-	866	0	-	-
Ward 09 Pct 08	-	-	-	-	907	0
Total	814	0	866	0	907	0



Nancy Schultz Voots

W I L L C O U N T Y C L E R K



Democratic Party

**WRITE-IN
VOTES**



Nancy Schultz Voots

W I L L C O U N T Y C L E R K

Will County Clerk's Office • 302 N. Chicago Street • Joliet, Illinois 60432
815 • 740 • 4615 • Fax: 815 • 740 • 4699
Website: www.thewillcountyclerk.com • E-mail: coclrk@willcountyillinois.com

FINAL - Official Write-In Results February 2, 2010 General Primary Election

Summary Totals

<u>Name</u>	<u>Office</u>	<u>Total Votes</u>
Christopher Smith	U.S. Senator (Democratic)	2
Gilbert Mondragon	Democratic Precinct Committeeman, Channahon Pct. 002	0
Stephanie Robinson	Democratic Precinct Committeeman, Crete Pct. 002	12
Norena L. Kuhn	Democratic Precinct Committeeman, Crete Pct. 007	1
Tom Dal Santo	Democratic Precinct Committeeman, Crete Pct. 008	0
Georgia Selmon	Democratic Precinct Committeeman, Crete Pct. 015	11
Bill Carlson	Republican Precinct Committeeman, Frankfort Pct. 025	25
Patrick Markham	Republican Precinct Committeeman, Frankfort Pct. 035	34
Wayne Lambert	Democratic Precinct Committeeman, Monee Pct. 002	1
Calvin Lacefield	Democratic Precinct Committeeman, Monee Pct. 004	6
Kenneth D. Schmitt	Democratic Precinct Committeeman, Monee Pct. 005	20
James W. Harris	Democratic Precinct Committeeman, Monee Pct. 006	10
Bobby R. Lathan, Sr.	Democratic Precinct Committeeman, Monee Pct. 007	13
Maurice J. Brown	Democratic Precinct Committeeman, Monee Pct. 009	5
Johnnie B. White	Democratic Precinct Committeeman, Monee Pct. 011	4
Ronald Dolnak	Republican Precinct Committeeman, Plainfield Pct. 005	13
James Hutton	Democratic Precinct Committeeman, Reed Pct. 003	1
Jeffrey M. Boetto	Democratic Precinct Committeeman, Troy Pct. 015	5
John Falaris	Democratic Precinct Committeeman, Troy Pct. 021	1
Franklin R. St. Jean, Jr.	Democratic Precinct Committeeman, Wesley Pct. 002	1
Marc Poulos	Democratic Precinct Committeeman, Wheatland Pct. 008	11
Patrick W. Nugent	Democratic Precinct Committeeman, Wilmington Pct. 003	3



Nancy Schultz Voots

W I L L C O U N T Y C L E R K

Will County Clerk's Office • 302 N. Chicago Street • Joliet, Illinois 60432
815 • 740 • 4615 • Fax: 815 • 740 • 4699
Website: www.thewillcountyclerk.com • E-mail: coclrk@willcountyillinois.com

FINAL - Official Write-In Results February 2, 2010 General Primary Election

Christopher Smith U.S. Senator (Democratic)

<u>Precincts</u>	<u>Election Night</u>	<u>Central Count</u>	<u>Provisional & Grace Period</u>	<u>TOTAL VOTES</u>
Channahon Pct. 001	0	0	0	0
Channahon Pct. 002	0	0	0	0
Channahon Pct. 003	0	0	0	0
Channahon Pct. 004	0	0	0	0
Channahon Pct. 005	0	0	0	0
Channahon Pct. 006	0	0	0	0
Channahon Pct. 007	0	0	0	0
Channahon Pct. 008	0	0	0	0
Channahon Pct. 009	0	0	0	0
Crete Pct. 001	0	0	0	0
Crete Pct. 002	0	0	0	0
Crete Pct. 003	0	0	0	0
Crete Pct. 004	0	0	0	0
Crete Pct. 005	0	0	0	0
Crete Pct. 006	0	0	0	0
Crete Pct. 007	0	0	0	0
Crete Pct. 008	0	0	0	0
Crete Pct. 009	0	0	0	0
Crete Pct. 010	0	0	0	0
Crete Pct. 011	0	0	0	0
Crete Pct. 012	0	0	0	0
Crete Pct. 013	0	0	0	0
Crete Pct. 014	0	0	0	0
Crete Pct. 015	0	0	0	0
Crete Pct. 016	0	0	0	0
Crete Pct. 017	0	0	0	0
Custer Pct. 001	0	0	0	0



Nancy Schultz Voots

W I L L C O U N T Y C L E R K

Will County Clerk's Office • 302 N. Chicago Street • Joliet, Illinois 60432
815 • 740 • 4615 • Fax: 815 • 740 • 4699
Website: www.thewillcountyclerk.com • E-mail: coclrk@willcountyillinois.com

<u>Precincts</u>	<u>Election Night</u>	<u>Central Count</u>	<u>Provisional & Grace Period</u>	<u>TOTAL VOTES</u>
DuPage Pct. 001	1	0	0	1
DuPage Pct. 002	0	0	0	0
DuPage Pct. 003	0	0	0	0
DuPage Pct. 004	0	0	0	0
DuPage Pct. 005	0	0	0	0
DuPage Pct. 006	0	0	0	0
DuPage Pct. 007	0	0	0	0
DuPage Pct. 008	0	0	0	0
DuPage Pct. 009	0	0	0	0
DuPage Pct. 010	0	0	0	0
DuPage Pct. 011	0	0	0	0
DuPage Pct. 012	0	0	0	0
DuPage Pct. 013	0	0	0	0
DuPage Pct. 014	0	0	0	0
DuPage Pct. 015	0	0	0	0
DuPage Pct. 016	0	0	0	0
DuPage Pct. 017	0	0	0	0
DuPage Pct. 018	0	0	0	0
DuPage Pct. 019	0	0	0	0
DuPage Pct. 020	0	0	0	0
DuPage Pct. 021	0	0	0	0
DuPage Pct. 022	0	0	0	0
DuPage Pct. 023	0	0	0	0
DuPage Pct. 024	0	0	0	0
DuPage Pct. 025	0	0	0	0
DuPage Pct. 026	0	0	0	0
DuPage Pct. 027	0	0	0	0
DuPage Pct. 028	0	0	0	0
DuPage Pct. 029	0	0	0	0
DuPage Pct. 030	0	0	0	0
DuPage Pct. 031	0	0	0	0
DuPage Pct. 032	0	0	0	0
DuPage Pct. 033	0	0	0	0
DuPage Pct. 034	0	0	0	0



Nancy Schultz Voots

W I L L C O U N T Y C L E R K

Will County Clerk's Office • 302 N. Chicago Street • Joliet, Illinois 60432
815 • 740 • 4615 • Fax: 815 • 740 • 4699
Website: www.thewillcountyclerk.com • E-mail: coclrk@willcountyillinois.com

<u>Precincts</u>	<u>Election Night</u>	<u>Central Count</u>	<u>Provisional & Grace Period</u>	<u>TOTAL VOTES</u>
DuPage Pct. 035	0	0	0	0
DuPage Pct. 036	0	0	0	0
DuPage Pct. 037	0	0	0	0
DuPage Pct. 038	0	0	0	0
DuPage Pct. 039	0	0	0	0
DuPage Pct. 040	0	0	0	0
DuPage Pct. 041	0	0	0	0
DuPage Pct. 042	0	0	0	0
DuPage Pct. 043	0	0	0	0
DuPage Pct. 044	0	0	0	0
DuPage Pct. 045	0	0	0	0
DuPage Pct. 046	0	0	0	0
DuPage Pct. 047	0	0	0	0
DuPage Pct. 048	0	0	0	0
DuPage Pct. 049	0	0	0	0
DuPage Pct. 050	0	0	0	0
DuPage Pct. 051	0	0	0	0
DuPage Pct. 052	0	0	0	0
DuPage Pct. 053	0	0	0	0
DuPage Pct. 054	0	0	0	0
DuPage Pct. 055	0	0	0	0
DuPage Pct. 056	0	0	0	0
Florence Pct. 001	0	0	0	0
Frankfort Pct. 001	0	0	0	0
Frankfort Pct. 002	0	0	0	0
Frankfort Pct. 003	0	0	0	0
Frankfort Pct. 004	0	0	0	0
Frankfort Pct. 005	0	0	0	0
Frankfort Pct. 006	0	0	0	0
Frankfort Pct. 007	0	0	0	0
Frankfort Pct. 008	0	0	0	0
Frankfort Pct. 009	0	0	0	0
Frankfort Pct. 010	0	0	0	0
Frankfort Pct. 011	0	0	0	0



Nancy Schultz Voots

W I L L C O U N T Y C L E R K

Will County Clerk's Office • 302 N. Chicago Street • Joliet, Illinois 60432
815 • 740 • 4615 • Fax: 815 • 740 • 4699
Website: www.thewillcountyclerk.com • E-mail: coclrk@willcountyillinois.com

<u>Precincts</u>	<u>Election Night</u>	<u>Central Count</u>	<u>Provisional & Grace Period</u>	<u>TOTAL VOTES</u>
Frankfort Pct. 012	0	0	0	0
Frankfort Pct. 013	0	0	0	0
Frankfort Pct. 014	0	0	0	0
Frankfort Pct. 015	0	0	0	0
Frankfort Pct. 016	0	0	0	0
Frankfort Pct. 017	0	0	0	0
Frankfort Pct. 018	0	0	0	0
Frankfort Pct. 019	0	0	0	0
Frankfort Pct. 020	0	0	0	0
Frankfort Pct. 021	0	0	0	0
Frankfort Pct. 022	0	0	0	0
Frankfort Pct. 023	0	0	0	0
Frankfort Pct. 024	0	0	0	0
Frankfort Pct. 025	0	0	0	0
Frankfort Pct. 026	0	0	0	0
Frankfort Pct. 027	0	0	0	0
Frankfort Pct. 028	0	0	0	0
Frankfort Pct. 029	0	0	0	0
Frankfort Pct. 030	0	0	0	0
Frankfort Pct. 031	0	0	0	0
Frankfort Pct. 032	0	0	0	0
Frankfort Pct. 033	0	0	0	0
Frankfort Pct. 034	0	0	0	0
Frankfort Pct. 035	0	0	0	0
Frankfort Pct. 036	0	0	0	0
Frankfort Pct. 037	0	0	0	0
Frankfort Pct. 038	0	0	0	0
Frankfort Pct. 039	0	0	0	0
Frankfort Pct. 040	0	0	0	0
Frankfort Pct. 041	0	0	0	0
Frankfort Pct. 042	0	0	0	0
Green Garden Pct. 001	0	0	0	0
Green Garden Pct. 002	0	0	0	0
Green Garden Pct. 003	0	0	0	0



Nancy Schultz Voots

W I L L C O U N T Y C L E R K

Will County Clerk's Office • 302 N. Chicago Street • Joliet, Illinois 60432
815 • 740 • 4615 • Fax: 815 • 740 • 4699
Website: www.thewillcountyclerk.com • E-mail: coclrk@willcountyillinois.com

<u>Precincts</u>	<u>Election Night</u>	<u>Central Count</u>	<u>Provisional & Grace Period</u>	<u>TOTAL VOTES</u>
Homer Pct. 001	0	0	0	0
Homer Pct. 002	0	0	0	0
Homer Pct. 003	0	0	0	0
Homer Pct. 004	0	0	0	0
Homer Pct. 005	0	0	0	0
Homer Pct. 006	0	0	0	0
Homer Pct. 007	0	0	0	0
Homer Pct. 008	0	0	0	0
Homer Pct. 009	0	0	0	0
Homer Pct. 010	0	0	0	0
Homer Pct. 011	0	0	0	0
Homer Pct. 012	0	0	0	0
Homer Pct. 013	0	0	0	0
Homer Pct. 014	0	0	0	0
Homer Pct. 015	0	0	0	0
Homer Pct. 016	0	0	0	0
Homer Pct. 017	0	0	0	0
Homer Pct. 018	0	0	0	0
Homer Pct. 019	0	0	0	0
Homer Pct. 020	0	0	0	0
Homer Pct. 021	0	0	0	0
Homer Pct. 022	0	0	0	0
Homer Pct. 023	0	0	0	0
Homer Pct. 024	0	0	0	0
Homer Pct. 025	0	0	0	0
Homer Pct. 026	0	0	0	0
Homer Pct. 027	0	0	0	0
Homer Pct. 028	0	0	0	0
Jackson Pct. 001	0	0	0	0
Jackson Pct. 002	0	0	0	0
Jackson Pct. 003	0	0	0	0
Jackson Pct. 004	0	0	0	0
Joliet Pct. 001	0	0	0	0



Nancy Schultz Voots

W I L L C O U N T Y C L E R K

Will County Clerk's Office • 302 N. Chicago Street • Joliet, Illinois 60432
815 • 740 • 4615 • Fax: 815 • 740 • 4699
Website: www.thewillcountyclerk.com • E-mail: coclrk@willcountyillinois.com

<u>Precincts</u>	<u>Election Night</u>	<u>Central Count</u>	<u>Provisional & Grace Period</u>	<u>TOTAL VOTES</u>
Joliet Pct. 002	0	0	0	0
Joliet Pct. 003	0	0	0	0
Joliet Pct. 004	0	0	0	0
Joliet Pct. 005	0	0	0	0
Joliet Pct. 006	0	0	0	0
Joliet Pct. 007	0	0	0	0
Joliet Pct. 008	0	0	0	0
Joliet Pct. 009	0	0	0	0
Joliet Pct. 010	0	0	0	0
Joliet Pct. 011	0	0	0	0
Joliet Pct. 012	0	0	0	0
Joliet Pct. 013	0	0	0	0
Joliet Pct. 014	0	0	0	0
Joliet Pct. 015	0	0	0	0
Joliet Pct. 016	0	0	0	0
Joliet Pct. 017	0	0	0	0
Joliet Pct. 018	0	0	0	0
Joliet Pct. 019	0	0	0	0
Joliet Pct. 020	0	0	0	0
Joliet Pct. 021	0	0	0	0
Joliet Pct. 022	0	0	0	0
Joliet Pct. 023	0	0	0	0
Joliet Pct. 024	0	0	0	0
Joliet Pct. 025	0	0	0	0
Joliet Pct. 026	0	0	0	0
Joliet Pct. 027	0	0	0	0
Joliet Pct. 028	0	0	0	0
Joliet Pct. 029	0	0	0	0
Joliet Pct. 030	0	0	0	0
Joliet Pct. 031	0	0	0	0
Joliet Pct. 032	0	0	0	0
Joliet Pct. 033	0	0	0	0
Joliet Pct. 034	0	0	0	0



Nancy Schultz Voots

W I L L C O U N T Y C L E R K

Will County Clerk's Office • 302 N. Chicago Street • Joliet, Illinois 60432
815 • 740 • 4615 • Fax: 815 • 740 • 4699
Website: www.thewillcountyclerk.com • E-mail: coclkr@willcountyillinois.com

<u>Precincts</u>	<u>Election Night</u>	<u>Central Count</u>	<u>Provisional & Grace Period</u>	<u>TOTAL VOTES</u>
Joliet Pct. 035	0	0	0	0
Joliet Pct. 036	0	0	0	0
Joliet Pct. 037	0	0	0	0
Joliet Pct. 038	0	0	0	0
Joliet Pct. 039	0	0	0	0
Joliet Pct. 040	0	0	0	0
Joliet Pct. 041	0	0	0	0
Joliet Pct. 042	0	0	0	0
Joliet Pct. 043	0	0	0	0
Joliet Pct. 044	0	0	0	0
Joliet Pct. 045	0	0	0	0
Joliet Pct. 046	0	0	0	0
Joliet Pct. 047	0	0	0	0
Joliet Pct. 048	0	0	0	0
Joliet Pct. 049	0	0	0	0
Joliet Pct. 050	0	0	0	0
Joliet Pct. 051	0	0	0	0
Joliet Pct. 052	0	0	0	0
Joliet Pct. 053	0	0	0	0
Joliet Pct. 054	0	0	0	0
Joliet Pct. 055	0	0	0	0
Joliet Pct. 056	0	0	0	0
Joliet Pct. 057	0	0	0	0
Joliet Pct. 058	0	0	0	0
Joliet Pct. 059	0	0	0	0
Joliet Pct. 060	0	0	0	0
Joliet Pct. 061	0	0	0	0
Joliet Pct. 062	0	0	0	0
Joliet Pct. 063	0	0	0	0
Joliet Pct. 064	0	0	0	0
Lockport Pct. 001	0	0	0	0
Lockport Pct. 002	0	0	0	0



Nancy Schultz Voots

W I L L C O U N T Y C L E R K

Will County Clerk's Office • 302 N. Chicago Street • Joliet, Illinois 60432
815 • 740 • 4615 • Fax: 815 • 740 • 4699
Website: www.thewillcountyclerk.com • E-mail: coclrk@willcountyillinois.com

<u>Precincts</u>	<u>Election Night</u>	<u>Central Count</u>	<u>Provisional & Grace Period</u>	<u>TOTAL VOTES</u>
Lockport Pct. 003	0	0	0	0
Lockport Pct. 004	0	0	0	0
Lockport Pct. 005	0	0	0	0
Lockport Pct. 006	0	0	0	0
Lockport Pct. 007	0	0	0	0
Lockport Pct. 008	0	0	0	0
Lockport Pct. 009	0	0	0	0
Lockport Pct. 010	0	0	0	0
Lockport Pct. 011	0	0	0	0
Lockport Pct. 012	0	0	0	0
Lockport Pct. 013	0	0	0	0
Lockport Pct. 014	0	0	0	0
Lockport Pct. 015	0	0	0	0
Lockport Pct. 016	0	0	0	0
Lockport Pct. 017	0	0	0	0
Lockport Pct. 018	0	0	0	0
Lockport Pct. 019	0	0	0	0
Lockport Pct. 020	0	0	0	0
Lockport Pct. 021	0	0	0	0
Lockport Pct. 022	0	0	0	0
Lockport Pct. 023	0	0	0	0
Lockport Pct. 024	0	0	0	0
Lockport Pct. 025	0	0	0	0
Lockport Pct. 026	0	0	0	0
Lockport Pct. 027	0	0	0	0
Lockport Pct. 028	0	0	0	0
Lockport Pct. 029	0	0	0	0
Lockport Pct. 030	0	0	0	0
Lockport Pct. 031	0	0	0	0
Lockport Pct. 032	0	0	0	0
Lockport Pct. 033	0	0	0	0
Lockport Pct. 034	0	0	0	0
Lockport Pct. 035	0	0	0	0



Nancy Schultz Voots

W I L L C O U N T Y C L E R K

Will County Clerk's Office • 302 N. Chicago Street • Joliet, Illinois 60432
815 • 740 • 4615 • Fax: 815 • 740 • 4699
Website: www.thewillcountyclerk.com • E-mail: coclrk@willcountyillinois.com

<u>Precincts</u>	<u>Election Night</u>	<u>Central Count</u>	<u>Provisional & Grace Period</u>	<u>TOTAL VOTES</u>
Lockport Pct. 036	0	0	0	0
Lockport Pct. 037	0	0	0	0
Manhattan Pct. 001	0	0	0	0
Manhattan Pct. 002	0	0	0	0
Manhattan Pct. 003	0	0	0	0
Manhattan Pct. 004	0	0	0	0
Manhattan Pct. 005	0	0	0	0
Monee Pct. 001	0	0	0	0
Monee Pct. 002	0	0	0	0
Monee Pct. 003	0	0	0	0
Monee Pct. 004	0	0	0	0
Monee Pct. 005	0	0	0	0
Monee Pct. 006	0	0	0	0
Monee Pct. 007	0	0	0	0
Monee Pct. 008	0	0	0	0
Monee Pct. 009	1	0	0	1
Monee Pct. 010	0	0	0	0
Monee Pct. 011	0	0	0	0
Monee Pct. 012	0	0	0	0
New Lenox Pct. 001	0	0	0	0
New Lenox Pct. 002	0	0	0	0
New Lenox Pct. 003	0	0	0	0
New Lenox Pct. 004	0	0	0	0
New Lenox Pct. 005	0	0	0	0
New Lenox Pct. 006	0	0	0	0
New Lenox Pct. 007	0	0	0	0
New Lenox Pct. 008	0	0	0	0
New Lenox Pct. 009	0	0	0	0
New Lenox Pct. 010	0	0	0	0
New Lenox Pct. 011	0	0	0	0
New Lenox Pct. 012	0	0	0	0
New Lenox Pct. 013	0	0	0	0
New Lenox Pct. 014	0	0	0	0



Nancy Schultz Voots

W I L L C O U N T Y C L E R K

Will County Clerk's Office • 302 N. Chicago Street • Joliet, Illinois 60432
815 • 740 • 4615 • Fax: 815 • 740 • 4699
Website: www.thewillcountyclerk.com • E-mail: coclrk@willcountyillinois.com

<u>Precincts</u>	<u>Election Night</u>	<u>Central Count</u>	<u>Provisional & Grace Period</u>	<u>TOTAL VOTES</u>
New Lenox Pct. 015	0	0	0	0
New Lenox Pct. 016	0	0	0	0
New Lenox Pct. 017	0	0	0	0
New Lenox Pct. 018	0	0	0	0
New Lenox Pct. 019	0	0	0	0
New Lenox Pct. 020	0	0	0	0
New Lenox Pct. 021	0	0	0	0
New Lenox Pct. 022	0	0	0	0
New Lenox Pct. 023	0	0	0	0
New Lenox Pct. 024	0	0	0	0
New Lenox Pct. 025	0	0	0	0
New Lenox Pct. 026	0	0	0	0
New Lenox Pct. 027	0	0	0	0
New Lenox Pct. 028	0	0	0	0
New Lenox Pct. 029	0	0	0	0
New Lenox Pct. 030	0	0	0	0
Peotone Pct. 001	0	0	0	0
Peotone Pct. 002	0	0	0	0
Peotone Pct. 003	0	0	0	0
Plainfield Pct. 001	0	0	0	0
Plainfield Pct. 002	0	0	0	0
Plainfield Pct. 003	0	0	0	0
Plainfield Pct. 004	0	0	0	0
Plainfield Pct. 005	0	0	0	0
Plainfield Pct. 006	0	0	0	0
Plainfield Pct. 007	0	0	0	0
Plainfield Pct. 008	0	0	0	0
Plainfield Pct. 009	0	0	0	0
Plainfield Pct. 010	0	0	0	0
Plainfield Pct. 011	0	0	0	0
Plainfield Pct. 012	0	0	0	0
Plainfield Pct. 013	0	0	0	0
Plainfield Pct. 014	0	0	0	0



Nancy Schultz Voots

W I L L C O U N T Y C L E R K

Will County Clerk's Office • 302 N. Chicago Street • Joliet, Illinois 60432
815 • 740 • 4615 • Fax: 815 • 740 • 4699
Website: www.thewillcountyclerk.com • E-mail: coclrk@willcountyillinois.com

<u>Precincts</u>	<u>Election Night</u>	<u>Central Count</u>	<u>Provisional & Grace Period</u>	<u>TOTAL VOTES</u>
Plainfield Pct. 015	0	0	0	0
Plainfield Pct. 016	0	0	0	0
Plainfield Pct. 017	0	0	0	0
Plainfield Pct. 018	0	0	0	0
Plainfield Pct. 019	0	0	0	0
Plainfield Pct. 020	0	0	0	0
Plainfield Pct. 021	0	0	0	0
Plainfield Pct. 022	0	0	0	0
Plainfield Pct. 023	0	0	0	0
Plainfield Pct. 024	0	0	0	0
Plainfield Pct. 025	0	0	0	0
Plainfield Pct. 026	0	0	0	0
Plainfield Pct. 027	0	0	0	0
Plainfield Pct. 028	0	0	0	0
Plainfield Pct. 029	0	0	0	0
Plainfield Pct. 030	0	0	0	0
Plainfield Pct. 031	0	0	0	0
Plainfield Pct. 032	0	0	0	0
Plainfield Pct. 033	0	0	0	0
Plainfield Pct. 034	0	0	0	0
Plainfield Pct. 035	0	0	0	0
Plainfield Pct. 036	0	0	0	0
Plainfield Pct. 037	0	0	0	0
Plainfield Pct. 038	0	0	0	0
Plainfield Pct. 039	0	0	0	0
Plainfield Pct. 040	0	0	0	0
Plainfield Pct. 041	0	0	0	0
Plainfield Pct. 042	0	0	0	0
Plainfield Pct. 043	0	0	0	0
Plainfield Pct. 044	0	0	0	0
Plainfield Pct. 045	0	0	0	0
Plainfield Pct. 046	0	0	0	0
Reed Pct. 001	0	0	0	0
Reed Pct. 002	0	0	0	0



Nancy Schultz Voots

W I L L C O U N T Y C L E R K

Will County Clerk's Office • 302 N. Chicago Street • Joliet, Illinois 60432
815 • 740 • 4615 • Fax: 815 • 740 • 4699
Website: www.thewillcountyclerk.com • E-mail: coclrk@willcountyillinois.com

<u>Precincts</u>	<u>Election Night</u>	<u>Central Count</u>	<u>Provisional & Grace Period</u>	<u>TOTAL VOTES</u>
Reed Pct. 003	0	0	0	0
Reed Pct. 004	0	0	0	0
Reed Pct. 005	0	0	0	0
Troy Pct. 001	0	0	0	0
Troy Pct. 002	0	0	0	0
Troy Pct. 003	0	0	0	0
Troy Pct. 004	0	0	0	0
Troy Pct. 005	0	0	0	0
Troy Pct. 006	0	0	0	0
Troy Pct. 007	0	0	0	0
Troy Pct. 008	0	0	0	0
Troy Pct. 009	0	0	0	0
Troy Pct. 010	0	0	0	0
Troy Pct. 011	0	0	0	0
Troy Pct. 012	0	0	0	0
Troy Pct. 013	0	0	0	0
Troy Pct. 014	0	0	0	0
Troy Pct. 015	0	0	0	0
Troy Pct. 016	0	0	0	0
Troy Pct. 017	0	0	0	0
Troy Pct. 018	0	0	0	0
Troy Pct. 019	0	0	0	0
Troy Pct. 020	0	0	0	0
Troy Pct. 021	0	0	0	0
Troy Pct. 022	0	0	0	0
Troy Pct. 023	0	0	0	0
Troy Pct. 024	0	0	0	0
Troy Pct. 025	0	0	0	0
Troy Pct. 026	0	0	0	0
Troy Pct. 027	0	0	0	0
Troy Pct. 028	0	0	0	0
Troy Pct. 029	0	0	0	0
Troy Pct. 030	0	0	0	0
Washington Pct. 001	0	0	0	0



Nancy Schultz Voots

W I L L C O U N T Y C L E R K

Will County Clerk's Office • 302 N. Chicago Street • Joliet, Illinois 60432
815 • 740 • 4615 • Fax: 815 • 740 • 4699
Website: www.thewillcountyclerk.com • E-mail: coclrk@willcountyillinois.com

<u>Precincts</u>	<u>Election Night</u>	<u>Central Count</u>	<u>Provisional & Grace Period</u>	<u>TOTAL VOTES</u>
Washington Pct. 002	0	0	0	0
Washington Pct. 003	0	0	0	0
Washington Pct. 004	0	0	0	0
Wesley Pct. 001	0	0	0	0
Wesley Pct. 002	0	0	0	0
Wheatland Pct. 001	0	0	0	0
Wheatland Pct. 002	0	0	0	0
Wheatland Pct. 003	0	0	0	0
Wheatland Pct. 004	0	0	0	0
Wheatland Pct. 005	0	0	0	0
Wheatland Pct. 006	0	0	0	0
Wheatland Pct. 007	0	0	0	0
Wheatland Pct. 008	0	0	0	0
Wheatland Pct. 009	0	0	0	0
Wheatland Pct. 010	0	0	0	0
Wheatland Pct. 011	0	0	0	0
Wheatland Pct. 012	0	0	0	0
Wheatland Pct. 013	0	0	0	0
Wheatland Pct. 014	0	0	0	0
Wheatland Pct. 015	0	0	0	0
Wheatland Pct. 016	0	0	0	0
Wheatland Pct. 017	0	0	0	0
Wheatland Pct. 018	0	0	0	0
Wheatland Pct. 019	0	0	0	0
Wheatland Pct. 020	0	0	0	0
Wheatland Pct. 021	0	0	0	0
Wheatland Pct. 022	0	0	0	0
Wheatland Pct. 023	0	0	0	0
Wheatland Pct. 024	0	0	0	0
Wheatland Pct. 025	0	0	0	0
Wheatland Pct. 026	0	0	0	0
Wheatland Pct. 027	0	0	0	0
Wheatland Pct. 028	0	0	0	0
Wheatland Pct. 029	0	0	0	0



Nancy Schultz Voots

W I L L C O U N T Y C L E R K

Will County Clerk's Office • 302 N. Chicago Street • Joliet, Illinois 60432
815 • 740 • 4615 • Fax: 815 • 740 • 4699
Website: www.thewillcountyclerk.com • E-mail: coclrk@willcountyillinois.com

<u>Precincts</u>	<u>Election Night</u>	<u>Central Count</u>	<u>Provisional & Grace Period</u>	<u>TOTAL VOTES</u>
Wheatland Pct. 030	0	0	0	0
Wheatland Pct. 031	0	0	0	0
Wheatland Pct. 032	0	0	0	0
Wheatland Pct. 033	0	0	0	0
Wheatland Pct. 034	0	0	0	0
Wheatland Pct. 035	0	0	0	0
Wheatland Pct. 036	0	0	0	0
Wheatland Pct. 037	0	0	0	0
Wheatland Pct. 038	0	0	0	0
Wheatland Pct. 039	0	0	0	0
Wheatland Pct. 040	0	0	0	0
Will Pct. 001	0	0	0	0
Wilmington Pct. 001	0	0	0	0
Wilmington Pct. 002	0	0	0	0
Wilmington Pct. 003	0	0	0	0
Wilmington Pct. 004	0	0	0	0
Wilmington Pct. 005	0	0	0	0
Wilton Pct. 001	0	0	0	0
EN:	2	CC: 0	GP: 0	GT: 2



Will County Clerk's Office • 302 N. Chicago Street • Joliet, Illinois 60432
815 • 740 • 4615 • Fax: 815 • 740 • 4699
Website: www.thewillcountyclerk.com • E-mail: coclrk@willcountyillinois.com

**FINAL - Official Write-In Results
February 2, 2010 General Primary Election**

PRECINCT COMMITTEEMEN

Channahon Pct. 002 (Democratic)

<u>Candidate</u>	<u>Election Night</u>	<u>Central Count</u>	<u>Provisional & Grace Period</u>	<u>TOTAL VOTES</u>
Gilbert Mondragon	0	0	0	0

Crete Pct. 002 (Democratic)

<u>Candidate</u>	<u>Election Night</u>	<u>Central Count</u>	<u>Provisional & Grace Period</u>	<u>TOTAL VOTES</u>
Stephanie Robinson	8	4	0	12

Crete Pct. 007 (Democratic)

<u>Candidate</u>	<u>Election Night</u>	<u>Central Count</u>	<u>Provisional & Grace Period</u>	<u>TOTAL VOTES</u>
Norena L. Kuhn	1	0	0	1

Crete Pct. 008 (Democratic)

<u>Candidate</u>	<u>Election Night</u>	<u>Central Count</u>	<u>Provisional & Grace Period</u>	<u>TOTAL VOTES</u>
Tom Dal Santo	0	0	0	0

Crete Pct. 015 (Democratic)

<u>Candidate</u>	<u>Election Night</u>	<u>Central Count</u>	<u>Provisional & Grace Period</u>	<u>TOTAL VOTES</u>
Georgia Selmon	11	0	0	11



Nancy Schultz Voots

W I L L C O U N T Y C L E R K

Will County Clerk's Office • 302 N. Chicago Street • Joliet, Illinois 60432
815 • 740 • 4615 • Fax: 815 • 740 • 4699
Website: www.thewillcountyclerk.com • E-mail: coclrk@willcountyillinois.com

Frankfort Pct. 025 (Republican)

<u>Candidate</u>	<u>Election Night</u>	<u>Central Count</u>	<u>Provisional & Grace Period</u>	<u>TOTAL VOTES</u>
Bill Carlson	24	1	0	25

Frankfort Pct. 035 (Republican)

<u>Candidate</u>	<u>Election Night</u>	<u>Central Count</u>	<u>Provisional & Grace Period</u>	<u>TOTAL VOTES</u>
Patrick Markham	34	0	0	34

Monee Pct. 002 (Democratic)

<u>Candidate</u>	<u>Election Night</u>	<u>Central Count</u>	<u>Provisional & Grace Period</u>	<u>TOTAL VOTES</u>
Wayne Lambert	1	0	0	1

Monee Pct. 004 (Democratic)

<u>Candidate</u>	<u>Election Night</u>	<u>Central Count</u>	<u>Provisional & Grace Period</u>	<u>TOTAL VOTES</u>
Calvin Lacefield	6	0	0	6

Monee Pct. 005 (Democratic)

<u>Candidate</u>	<u>Election Night</u>	<u>Central Count</u>	<u>Provisional & Grace Period</u>	<u>TOTAL VOTES</u>
Kenneth D. Schmitt	19	1	0	20

Monee Pct. 006 (Democratic)

<u>Candidate</u>	<u>Election Night</u>	<u>Central Count</u>	<u>Provisional & Grace Period</u>	<u>TOTAL VOTES</u>
James W. Harris	6	4	0	10



Nancy Schultz Voots

W I L L C O U N T Y C L E R K

Will County Clerk's Office • 302 N. Chicago Street • Joliet, Illinois 60432
815 • 740 • 4615 • Fax: 815 • 740 • 4699
Website: www.thewillcountyclerk.com • E-mail: coclrk@willcountyillinois.com

Monee Pct. 007 (Democratic)

<u>Candidate</u>	<u>Election Night</u>	<u>Central Count</u>	<u>Provisional & Grace Period</u>	<u>TOTAL VOTES</u>
Bobby R. Lathan, Sr.	12	1	0	13

Monee Pct. 009 (Democratic)

<u>Candidate</u>	<u>Election Night</u>	<u>Central Count</u>	<u>Provisional & Grace Period</u>	<u>TOTAL VOTES</u>
Maurice J. Brown	5	0	0	5

Monee Pct. 011 (Democratic)

<u>Candidate</u>	<u>Election Night</u>	<u>Central Count</u>	<u>Provisional & Grace Period</u>	<u>TOTAL VOTES</u>
Johnnie B. White	3	1	0	4

Plainfield Pct. 005 (Republican)

<u>Candidate</u>	<u>Election Night</u>	<u>Central Count</u>	<u>Provisional & Grace Period</u>	<u>TOTAL VOTES</u>
Ronald Dolnak	13	0	0	13

Reed Pct. 003 (Democratic)

<u>Candidate</u>	<u>Election Night</u>	<u>Central Count</u>	<u>Provisional & Grace Period</u>	<u>TOTAL VOTES</u>
James Hutton	1	0	0	1

Troy Pct. 015 (Democratic)

<u>Candidate</u>	<u>Election Night</u>	<u>Central Count</u>	<u>Provisional & Grace Period</u>	<u>TOTAL VOTES</u>
Jeffrey M. Boetto	4	1	0	5



Nancy Schultz Voots

W I L L C O U N T Y C L E R K

Will County Clerk's Office • 302 N. Chicago Street • Joliet, Illinois 60432
815 • 740 • 4615 • Fax: 815 • 740 • 4699
Website: www.thewillcountyclerk.com • E-mail: coclrk@willcountyillinois.com

Troy Pct. 021 (Democratic)

<u>Candidate</u>	<u>Election Night</u>	<u>Central Count</u>	<u>Grace Period</u>	<u>TOTAL VOTES</u>
John Falaris	1	0	0	1

Wesley Pct. 002 (Democratic)

<u>Candidate</u>	<u>Election Night</u>	<u>Central Count</u>	<u>Provisional & Grace Period</u>	<u>TOTAL VOTES</u>
Franklin R. St. Jean, Jr.	1	1	0	2

Wheatland Pct. 008 (Democratic)

<u>Candidate</u>	<u>Election Night</u>	<u>Central Count</u>	<u>Provisional & Grace Period</u>	<u>TOTAL VOTES</u>
Marc Poulos	8	3	0	11

Wilmington Pct. 003 (Democratic)

<u>Candidate</u>	<u>Election Night</u>	<u>Central Count</u>	<u>Provisional & Grace Period</u>	<u>TOTAL VOTES</u>
Patrick W. Nugent	3	0	0	3



Nancy Schultz Voots

W I L L C O U N T Y C L E R K



Democratic Party

**EARLY VOTING
(BY PRECINCT)**

OFFICIAL RESULTS

WILL COUNTY, ILLINOIS
 GENERAL PRIMARY ELECTION
 FEBRUARY 2, 2010
 STATISTICS

(CENTRAL COUNT)

REPORT-EL52

PAGE 0001

01 = BALLOTS CAST - DEMOCRATIC

TOTAL PERCENT
 2,056 99.66

02 = BALLOTS CAST - FEDERAL DEMOCRAT

TOTAL PERCENT
 7 .34

	01	02
0001 CHANNAHON PCT 001	5	.0
0002 CHANNAHON PCT 002	8	.0
0003 CHANNAHON PCT 003	4	.0
0004 CHANNAHON PCT 004	4	.0
0005 CHANNAHON PCT 005	5	.0
0006 CHANNAHON PCT 006	5	.0
0007 CHANNAHON PCT 007	6	.0
0008 CHANNAHON PCT 008	6	.0
0009 CHANNAHON PCT 009	4	.0
0010 CRETE PCT 001	2	.0
0011 CRETE PCT 002	9	.0
0012 CRETE PCT 003	0	.0
0013 CRETE PCT 004	0	.0
0014 CRETE PCT 005	0	.0
0015 CRETE PCT 006	0	.0
0016 CRETE PCT 007	7	.1
0017 CRETE PCT 008	5	.0
0018 CRETE PCT 009	2	.0
0019 CRETE PCT 010	9	.0
0020 CRETE PCT 011	0	.0
0021 CRETE PCT 012	3	.0
0022 CRETE PCT 013	7	.0
0023 CRETE PCT 014	3	.0
0024 CRETE PCT 015	8	.0
0025 CRETE PCT 016	6	.0
0026 CRETE PCT 017	4	.0
0027 CUSTER PCT 001	1	.0
0028 DU PAGE PCT 001	7	.0
0029 DU PAGE PCT 002	2	.0
0030 DU PAGE PCT 003	1	.0
0031 DU PAGE PCT 004	4	.0
0032 DU PAGE PCT 005	2	.0
0033 DU PAGE PCT 006	4	.0
0034 DU PAGE PCT 007	0	.0
0035 DU PAGE PCT 008	5	.0
0036 DU PAGE PCT 009	1	.0
0037 DU PAGE PCT 010	3	.0
0038 DU PAGE PCT 011	5	.0
0039 DU PAGE PCT 012	1	.0
0040 DU PAGE PCT 013	6	.0
0041 DU PAGE PCT 014	3	.0
0042 DU PAGE PCT 015	6	.0
0043 DU PAGE PCT 016	3	.0
0044 DU PAGE PCT 017	2	.0
0045 DU PAGE PCT 018	0	.0
0046 DU PAGE PCT 019	2	.0
0047 DU PAGE PCT 020	7	.0
0048 DU PAGE PCT 021	2	.0
0049 DU PAGE PCT 022	1	.0
0050 DU PAGE PCT 023	10	.0
0051 DU PAGE PCT 024	7	.0
0052 DU PAGE PCT 025	0	.0
0053 DU PAGE PCT 026	1	.0
0054 DU PAGE PCT 027	9	.0
0055 DU PAGE PCT 028	2	.0
0056 DU PAGE PCT 029	6	.0

01 = BALLOTS CAST - DEMOCRATIC

TOTAL PERCENT
2,056 99.66

02 = BALLOTS CAST - FEDERAL DEMOCRAT

TOTAL PERCENT
7 .34

(CONTINUED FROM PREVIOUS PAGE)

01 02

0057 DU PAGE PCT 030	7	. . 0
0058 DU PAGE PCT 031	2	. . 0
0059 DU PAGE PCT 032	1	. . 0
0060 DU PAGE PCT 033	1	. . 0
0061 DU PAGE PCT 034	0	. . 0
0062 DU PAGE PCT 035	6	. . 0
0063 DU PAGE PCT 036	7	. . 0
0064 DU PAGE PCT 037	3	. . 0
0065 DU PAGE PCT 038	3	. . 0
0066 DU PAGE PCT 039	4	. . 0
0067 DU PAGE PCT 040	6	. . 0
0068 DU PAGE PCT 041	5	. . 0
0069 DU PAGE PCT 042	2	. . 0
0070 DU PAGE PCT 043	1	. . 0
0071 DU PAGE PCT 044	15	. . 0
0072 DU PAGE PCT 045	7	. . 0
0073 DU PAGE PCT 046	6	. . 0
0074 DU PAGE PCT 047	1	. . 0
0075 DU PAGE PCT 048	7	. . 0
0076 DU PAGE PCT 049	2	. . 0
0077 DU PAGE PCT 050	0	. . 0
0078 DU PAGE PCT 051	2	. . 0
0079 DU PAGE PCT 052	1	. . 0
0080 DU PAGE PCT 053	1	. . 0
0081 DU PAGE PCT 054	4	. . 0
0082 DU PAGE PCT 055	2	. . 0
0083 DU PAGE PCT 056	5	. . 0
0084 FLORENCE PCT 001	5	. . 0
0085 FRANKFORT PCT 001	6	. . 0
0086 FRANKFORT PCT 002	9	. . 0
0087 FRANKFORT PCT 003	11	. . 0
0088 FRANKFORT PCT 004	2	. . 0
0089 FRANKFORT PCT 005	8	. . 0
0090 FRANKFORT PCT 006	8	. . 0
0091 FRANKFORT PCT 007	4	. . 0
0092 FRANKFORT PCT 008	2	. . 0
0093 FRANKFORT PCT 009	0	. . 0
0094 FRANKFORT PCT 010	9	. . 0
0095 FRANKFORT PCT 011	1	. . 0
0096 FRANKFORT PCT 012	7	. . 0
0097 FRANKFORT PCT 013	6	. . 0
0098 FRANKFORT PCT 014	4	. . 0
0099 FRANKFORT PCT 015	1	. . 0
0100 FRANKFORT PCT 016	4	. . 0
0101 FRANKFORT PCT 017	2	. . 0
0102 FRANKFORT PCT 018	3	. . 0
0103 FRANKFORT PCT 019	11	. . 0
0104 FRANKFORT PCT 020	1	. . 0
0105 FRANKFORT PCT 021	2	. . 0
0106 FRANKFORT PCT 022	7	. . 0
0107 FRANKFORT PCT 023	4	. . 0
0108 FRANKFORT PCT 024	6	. . 0
0109 FRANKFORT PCT 025	7	. . 0
0110 FRANKFORT PCT 026	8	. . 0
0111 FRANKFORT PCT 027	19	. . 0
0112 FRANKFORT PCT 028	9	. . 0
0113 FRANKFORT PCT 029	5	. . 0

01 = BALLOTS CAST - DEMOCRATIC

TOTAL PERCENT
2,056 99.66

02 = BALLOTS CAST - FEDERAL DEMOCRAT

TOTAL PERCENT
7 .34

(CONTINUED FROM PREVIOUS PAGE)

	01	02
0114 FRANKFORT PCT 030	0	0
0115 FRANKFORT PCT 031	9	0
0116 FRANKFORT PCT 032	11	0
0117 FRANKFORT PCT 033	3	0
0118 FRANKFORT PCT 034	0	0
0119 FRANKFORT PCT 035	29	0
0120 FRANKFORT PCT 036	0	0
0121 FRANKFORT PCT 037	10	0
0122 FRANKFORT PCT 038	9	0
0123 FRANKFORT PCT 039	1	0
0124 FRANKFORT PCT 040	3	0
0125 FRANKFORT PCT 041	2	0
0126 FRANKFORT PCT 042	8	0
0127 GREEN GARDEN PCT 001	0	0
0128 GREEN GARDEN PCT 002	4	0
0129 GREEN GARDEN PCT 003	1	0
0130 HOMER PCT 001	6	0
0131 HOMER PCT 002	2	0
0132 HOMER PCT 003	2	0
0133 HOMER PCT 004	1	0
0134 HOMER PCT 005	0	0
0135 HOMER PCT 006	1	0
0136 HOMER PCT 007	5	0
0137 HOMER PCT 008	2	0
0138 HOMER PCT 009	3	0
0139 HOMER PCT 010	9	1
0140 HOMER PCT 011	3	0
0141 HOMER PCT 012	8	0
0142 HOMER PCT 013	2	0
0143 HOMER PCT 014	1	0
0144 HOMER PCT 015	5	1
0145 HOMER PCT 016	3	0
0146 HOMER PCT 017	2	0
0147 HOMER PCT 018	4	0
0148 HOMER PCT 019	0	0
0149 HOMER PCT 020	4	0
0150 HOMER PCT 021	6	0
0151 HOMER PCT 022	2	0
0152 HOMER PCT 023	2	0
0153 HOMER PCT 024	2	0
0154 HOMER PCT 025	2	0
0155 HOMER PCT 026	0	0
0156 HOMER PCT 027	4	0
0157 HOMER PCT 028	3	0
0158 JACKSON PCT 001	5	0
0159 JACKSON PCT 002	10	0
0160 JACKSON PCT 003	17	0
0161 JACKSON PCT 004	4	1
0162 JOLIET PCT 001	19	0
0163 JOLIET PCT 002	4	0
0164 JOLIET PCT 003	0	0
0165 JOLIET PCT 004	2	0
0166 JOLIET PCT 005	5	0
0167 JOLIET PCT 006	2	0
0168 JOLIET PCT 007	0	0
0169 JOLIET PCT 008	2	0
0170 JOLIET PCT 009	0	0

	TOTAL	PERCENT		TOTAL	PERCENT
01 = BALLOTS CAST - DEMOCRATIC	2,056	99.66	02 = BALLOTS CAST - FEDERAL DEMOCRAT	7	.34
(CONTINUED FROM PREVIOUS PAGE)	01	02			
0171 JOLIET PCT 010	4	.0			
0172 JOLIET PCT 011	3	.0			
0173 JOLIET PCT 012	7	.0			
0174 JOLIET PCT 013	5	.0			
0175 JOLIET PCT 014	7	.0			
0176 JOLIET PCT 015	0	.0			
0177 JOLIET PCT 016	5	.0			
0178 JOLIET PCT 017	4	.0			
0179 JOLIET PCT 018	2	.0			
0180 JOLIET PCT 019	14	.0			
0181 JOLIET PCT 020	3	.0			
0182 JOLIET PCT 021	3	.0			
0183 JOLIET PCT 022	6	.0			
0184 JOLIET PCT 023	9	.1			
0185 JOLIET PCT 024	2	.0			
0186 JOLIET PCT 025	5	.0			
0187 JOLIET PCT 026	1	.0			
0188 JOLIET PCT 027	7	.0			
0189 JOLIET PCT 028	7	.0			
0190 JOLIET PCT 029	3	.0			
0191 JOLIET PCT 030	6	.0			
0192 JOLIET PCT 031	6	.0			
0193 JOLIET PCT 032	3	.0			
0194 JOLIET PCT 033	6	.0			
0195 JOLIET PCT 034	1	.0			
0196 JOLIET PCT 035	5	.0			
0197 JOLIET PCT 036	2	.0			
0198 JOLIET PCT 037	7	.0			
0199 JOLIET PCT 038	4	.0			
0200 JOLIET PCT 039	6	.0			
0201 JOLIET PCT 040	5	.0			
0202 JOLIET PCT 041	28	.0			
0203 JOLIET PCT 042	5	.0			
0204 JOLIET PCT 043	2	.0			
0205 JOLIET PCT 044	6	.0			
0206 JOLIET PCT 045	3	.0			
0207 JOLIET PCT 046	2	.0			
0208 JOLIET PCT 047	6	.0			
0209 JOLIET PCT 048	1	.0			
0210 JOLIET PCT 049	20	.0			
0211 JOLIET PCT 050	6	.0			
0212 JOLIET PCT 051	8	.0			
0213 JOLIET PCT 052	6	.0			
0214 JOLIET PCT 053	8	.0			
0215 JOLIET PCT 054	3	.0			
0216 JOLIET PCT 055	2	.0			
0217 JOLIET PCT 056	9	.0			
0218 JOLIET PCT 057	5	.0			
0219 JOLIET PCT 058	0	.0			
0220 JOLIET PCT 059	8	.0			
0221 JOLIET PCT 060	4	.0			
0222 JOLIET PCT 061	2	.0			
0223 JOLIET PCT 062	0	.0			
0224 JOLIET PCT 063	1	.0			
0225 JOLIET PCT 064	3	.0			
0226 LOCKPORT PCT 001	9	.0			
0227 LOCKPORT PCT 002	10	.0			

01 = BALLOTS CAST - DEMOCRATIC

TOTAL PERCENT
2,056 99.66

02 = BALLOTS CAST - FEDERAL DEMOCRAT

TOTAL PERCENT
7 .34

(CONTINUED FROM PREVIOUS PAGE)

01 02

0228 LOCKPORT PCT 003	8	. . 0
0229 LOCKPORT PCT 004	8	. . 0
0230 LOCKPORT PCT 005	2	. . 0
0231 LOCKPORT PCT 006	3	. . 0
0232 LOCKPORT PCT 007	4	. . 0
0233 LOCKPORT PCT 008	4	. . 0
0234 LOCKPORT PCT 009	11	. . 0
0235 LOCKPORT PCT 010	3	. . 0
0236 LOCKPORT PCT 011	3	. . 0
0237 LOCKPORT PCT 012	5	. . 0
0238 LOCKPORT PCT 013	3	. . 0
0239 LOCKPORT PCT 014	10	. . 0
0240 LOCKPORT PCT 015	6	. . 0
0241 LOCKPORT PCT 016	8	. . 0
0242 LOCKPORT PCT 017	8	. . 0
0243 LOCKPORT PCT 018	2	. . 0
0244 LOCKPORT PCT 019	6	. . 1
0245 LOCKPORT PCT 020	1	. . 0
0246 LOCKPORT PCT 021	5	. . 0
0247 LOCKPORT PCT 022	14	. . 0
0248 LOCKPORT PCT 023	5	. . 0
0249 LOCKPORT PCT 024	5	. . 0
0250 LOCKPORT PCT 025	4	. . 0
0251 LOCKPORT PCT 026	0	. . 0
0252 LOCKPORT PCT 027	11	. . 0
0253 LOCKPORT PCT 028	8	. . 0
0254 LOCKPORT PCT 029	2	. . 0
0255 LOCKPORT PCT 030	26	. . 0
0256 LOCKPORT PCT 031	2	. . 0
0257 LOCKPORT PCT 032	3	. . 0
0258 LOCKPORT PCT 033	3	. . 0
0259 LOCKPORT PCT 034	7	. . 0
0260 LOCKPORT PCT 035	42	. . 0
0261 LOCKPORT PCT 036	25	. . 0
0262 LOCKPORT PCT 037	1	. . 0
0263 MANHATTAN PCT 001	5	. . 0
0264 MANHATTAN PCT 002	11	. . 0
0265 MANHATTAN PCT 003	1	. . 0
0266 MANHATTAN PCT 004	4	. . 0
0267 MANHATTAN PCT 005	6	. . 0
0268 MONEE PCT 001	3	. . 0
0269 MONEE PCT 002	12	. . 0
0270 MONEE PCT 003	3	. . 0
0271 MONEE PCT 004	6	. . 0
0272 MONEE PCT 005	7	. . 0
0273 MONEE PCT 006	13	. . 0
0274 MONEE PCT 007	6	. . 0
0275 MONEE PCT 008	7	. . 0
0276 MONEE PCT 009	3	. . 0
0277 MONEE PCT 010	16	. . 0
0278 MONEE PCT 011	5	. . 0
0279 MONEE PCT 012	2	. . 0
0280 NEW LENOX PCT 001	4	. . 0
0281 NEW LENOX PCT 002	5	. . 0
0282 NEW LENOX PCT 003	6	. . 0
0283 NEW LENOX PCT 004	5	. . 0
0284 NEW LENOX PCT 005	5	. . 1

01 = BALLOTS CAST - DEMOCRATIC

TOTAL PERCENT
2,056 99.66

02 = BALLOTS CAST - FEDERAL DEMOCRAT

TOTAL PERCENT
7 .34

(CONTINUED FROM PREVIOUS PAGE)

01 02

0285 NEW LENOX PCT 006	1	. . 0
0286 NEW LENOX PCT 007	4	. . 0
0287 NEW LENOX PCT 008	2	. . 0
0288 NEW LENOX PCT 009	4	. . 0
0289 NEW LENOX PCT 010	9	. . 0
0290 NEW LENOX PCT 011	3	. . 0
0291 NEW LENOX PCT 012	8	. . 0
0292 NEW LENOX PCT 013	8	. . 0
0293 NEW LENOX PCT 014	1	. . 0
0294 NEW LENOX PCT 015	2	. . 0
0295 NEW LENOX PCT 016	1	. . 0
0296 NEW LENOX PCT 017	6	. . 0
0297 NEW LENOX PCT 018	2	. . 0
0298 NEW LENOX PCT 019	6	. . 0
0299 NEW LENOX PCT 020	2	. . 0
0300 NEW LENOX PCT 021	0	. . 0
0301 NEW LENOX PCT 022	7	. . 0
0302 NEW LENOX PCT 023	2	. . 0
0303 NEW LENOX PCT 024	4	. . 0
0304 NEW LENOX PCT 025	3	. . 0
0305 NEW LENOX PCT 026	3	. . 0
0306 NEW LENOX PCT 027	2	. . 0
0307 NEW LENOX PCT 028	0	. . 0
0308 NEW LENOX PCT 029	7	. . 0
0309 NEW LENOX PCT 030	1	. . 0
0310 PEOTONE PCT 001	3	. . 0
0311 PEOTONE PCT 002	6	. . 0
0312 PEOTONE PCT 003	1	. . 0
0313 PLAINFIELD PCT 001	10	. . 0
0314 PLAINFIELD PCT 002	4	. . 0
0315 PLAINFIELD PCT 003	2	. . 0
0316 PLAINFIELD PCT 004	1	. . 0
0317 PLAINFIELD PCT 005	8	. . 0
0318 PLAINFIELD PCT 006	9	. . 0
0319 PLAINFIELD PCT 007	4	. . 0
0320 PLAINFIELD PCT 008	1	. . 0
0321 PLAINFIELD PCT 009	3	. . 0
0322 PLAINFIELD PCT 010	4	. . 0
0323 PLAINFIELD PCT 011	2	. . 0
0324 PLAINFIELD PCT 012	5	. . 0
0325 PLAINFIELD PCT 013	2	. . 0
0326 PLAINFIELD PCT 014	2	. . 0
0327 PLAINFIELD PCT 015	2	. . 0
0328 PLAINFIELD PCT 016	7	. . 0
0329 PLAINFIELD PCT 017	2	. . 0
0330 PLAINFIELD PCT 018	0	. . 0
0331 PLAINFIELD PCT 019	8	. . 0
0332 PLAINFIELD PCT 020	2	. . 0
0333 PLAINFIELD PCT 021	4	. . 0
0334 PLAINFIELD PCT 022	3	. . 0
0335 PLAINFIELD PCT 023	4	. . 0
0336 PLAINFIELD PCT 024	2	. . 0
0337 PLAINFIELD PCT 025	2	. . 0
0338 PLAINFIELD PCT 026	5	. . 0
0339 PLAINFIELD PCT 027	1	. . 0
0340 PLAINFIELD PCT 028	2	. . 0
0341 PLAINFIELD PCT 029	2	. . 0

01 = BALLOTS CAST - DEMOCRATIC

TOTAL PERCENT
 2,056 99.66

02 = BALLOTS CAST - FEDERAL DEMOCRAT

TOTAL PERCENT
 7 .34

(CONTINUED FROM PREVIOUS PAGE)

	01	02
0342 PLAINFIELD PCT 030	0	0
0343 PLAINFIELD PCT 031	2	0
0344 PLAINFIELD PCT 032	2	0
0345 PLAINFIELD PCT 033	5	0
0346 PLAINFIELD PCT 034	3	0
0347 PLAINFIELD PCT 035	11	0
0348 PLAINFIELD PCT 036	2	0
0349 PLAINFIELD PCT 037	4	0
0350 PLAINFIELD PCT 038	4	0
0351 PLAINFIELD PCT 039	4	0
0352 PLAINFIELD PCT 040	0	0
0353 PLAINFIELD PCT 041	0	0
0354 PLAINFIELD PCT 042	2	0
0355 PLAINFIELD PCT 043	3	0
0356 PLAINFIELD PCT 044	0	0
0357 PLAINFIELD PCT 045	4	0
0358 PLAINFIELD PCT 046	0	0
0359 REED PCT 001	6	0
0360 REED PCT 002	1	0
0361 REED PCT 003	1	0
0362 REED PCT 004	3	0
0363 REED PCT 005	7	0
0364 TROY PCT 001	4	0
0365 TROY PCT 002	20	0
0366 TROY PCT 003	14	0
0367 TROY PCT 004	2	0
0368 TROY PCT 005	5	0
0369 TROY PCT 006	3	0
0370 TROY PCT 007	3	0
0371 TROY PCT 008	12	0
0372 TROY PCT 009	5	0
0373 TROY PCT 010	7	0
0374 TROY PCT 011	34	0
0375 TROY PCT 012	2	0
0376 TROY PCT 013	5	0
0377 TROY PCT 014	4	0
0378 TROY PCT 015	4	0
0379 TROY PCT 016	3	0
0380 TROY PCT 017	2	0
0381 TROY PCT 018	4	0
0382 TROY PCT 019	6	0
0383 TROY PCT 020	9	0
0384 TROY PCT 021	3	0
0385 TROY PCT 022	6	0
0386 TROY PCT 023	0	0
0387 TROY PCT 024	5	0
0388 TROY PCT 025	15	0
0389 TROY PCT 026	3	0
0390 TROY PCT 027	4	0
0391 TROY PCT 028	14	0
0392 TROY PCT 029	2	0
0393 TROY PCT 030	4	0
0394 WASHINGTON PCT 001	10	0
0395 WASHINGTON PCT 002	0	0
0396 WASHINGTON PCT 003	1	0
0397 WASHINGTON PCT 004	2	0
0398 WESLEY PCT 001	10	0

01 = BALLOTS CAST - DEMOCRATIC

TOTAL PERCENT
2,056 99.66

02 = BALLOTS CAST - FEDERAL DEMOCRAT

TOTAL PERCENT
7 .34

(CONTINUED FROM PREVIOUS PAGE)

01 02

0399 WESLEY PCT 002	5	. . 0
0400 WHEATLAND PCT 001	4	. . 0
0401 WHEATLAND PCT 002	2	. . 0
0402 WHEATLAND PCT 003	1	. . 0
0403 WHEATLAND PCT 004	3	. . 0
0404 WHEATLAND PCT 005	2	. . 0
0405 WHEATLAND PCT 006	0	. . 0
0406 WHEATLAND PCT 007	5	. . 0
0407 WHEATLAND PCT 008	5	. . 0
0408 WHEATLAND PCT 009	0	. . 0
0409 WHEATLAND PCT 010	2	. . 0
0410 WHEATLAND PCT 011	5	. . 0
0411 WHEATLAND PCT 012	2	. . 0
0412 WHEATLAND PCT 013	1	. . 0
0413 WHEATLAND PCT 014	5	. . 0
0414 WHEATLAND PCT 015	2	. . 0
0415 WHEATLAND PCT 016	2	. . 0
0416 WHEATLAND PCT 017	2	. . 0
0417 WHEATLAND PCT 018	9	. . 0
0418 WHEATLAND PCT 019	5	. . 0
0419 WHEATLAND PCT 020	0	. . 0
0420 WHEATLAND PCT 021	1	. . 0
0421 WHEATLAND PCT 022	0	. . 0
0422 WHEATLAND PCT 023	0	. . 0
0423 WHEATLAND PCT 024	1	. . 0
0424 WHEATLAND PCT 025	1	. . 0
0425 WHEATLAND PCT 026	0	. . 0
0426 WHEATLAND PCT 027	3	. . 0
0427 WHEATLAND PCT 028	0	. . 0
0428 WHEATLAND PCT 029	3	. . 0
0429 WHEATLAND PCT 030	0	. . 0
0430 WHEATLAND PCT 031	0	. . 0
0431 WHEATLAND PCT 032	0	. . 0
0432 WHEATLAND PCT 033	3	. . 0
0433 WHEATLAND PCT 034	11	. . 0
0434 WHEATLAND PCT 035	2	. . 0
0435 WHEATLAND PCT 036	1	. . 0
0436 WHEATLAND PCT 037	2	. . 0
0437 WHEATLAND PCT 038	3	. . 0
0438 WHEATLAND PCT 039	8	. . 0
0439 WHEATLAND PCT 040	1	. . 0
0440 WILL PCT 001	3	. . 0
0441 WILMINGTON PCT 001	1	. . 0
0442 WILMINGTON PCT 002	2	. . 0
0443 WILMINGTON PCT 003	10	. . 0
0444 WILMINGTON PCT 004	11	. . 0
0445 WILMINGTON PCT 005	5	. . 0
0446 WILTON PCT 001	1	. . 0



Nancy Schultz Voots

W I L L C O U N T Y C L E R K



Democratic Party

**PROVISIONAL
& GRACE PERIOD
VOTING
(BY PRECINCT)**

OFFICIAL RESULTS

WILL COUNTY, ILLINOIS
 GENERAL PRIMARY ELECTION
 FEBRUARY 2, 2010
 STATISTICS

(PROV/GRACE)

REPORT-EL52

PAGE 0001

01 = BALLOTS CAST - DEMOCRATIC

TOTAL PERCENT
 188 98.95

02 = BALLOTS CAST - FEDERAL DEMOCRAT

TOTAL PERCENT
 2 1.05

	01	02
0001 CHANNAHON PCT 001	0	0
0002 CHANNAHON PCT 002	0	0
0003 CHANNAHON PCT 003	0	0
0004 CHANNAHON PCT 004	0	0
0005 CHANNAHON PCT 005	0	0
0006 CHANNAHON PCT 006	1	0
0007 CHANNAHON PCT 007	0	0
0008 CHANNAHON PCT 008	0	0
0009 CHANNAHON PCT 009	0	0
0010 CRETE PCT 001	0	0
0011 CRETE PCT 002	0	0
0012 CRETE PCT 003	2	0
0013 CRETE PCT 004	1	0
0014 CRETE PCT 005	0	0
0015 CRETE PCT 006	1	0
0016 CRETE PCT 007	0	0
0017 CRETE PCT 008	0	0
0018 CRETE PCT 009	1	0
0019 CRETE PCT 010	0	0
0020 CRETE PCT 011	1	0
0021 CRETE PCT 012	1	0
0022 CRETE PCT 013	0	0
0023 CRETE PCT 014	0	0
0024 CRETE PCT 015	0	0
0025 CRETE PCT 016	0	0
0026 CRETE PCT 017	0	0
0027 CUSTER PCT 001	1	0
0028 DU PAGE PCT 001	0	0
0029 DU PAGE PCT 002	0	0
0030 DU PAGE PCT 003	1	0
0031 DU PAGE PCT 004	1	0
0032 DU PAGE PCT 005	1	0
0033 DU PAGE PCT 006	0	0
0034 DU PAGE PCT 007	0	0
0035 DU PAGE PCT 008	0	0
0036 DU PAGE PCT 009	0	0
0037 DU PAGE PCT 010	1	0
0038 DU PAGE PCT 011	0	0
0039 DU PAGE PCT 012	0	0
0040 DU PAGE PCT 013	0	0
0041 DU PAGE PCT 014	0	0
0042 DU PAGE PCT 015	0	0
0043 DU PAGE PCT 016	0	0
0044 DU PAGE PCT 017	0	0
0045 DU PAGE PCT 018	0	0
0046 DU PAGE PCT 019	0	0
0047 DU PAGE PCT 020	0	0
0048 DU PAGE PCT 021	0	0
0049 DU PAGE PCT 022	0	0
0050 DU PAGE PCT 023	0	0
0051 DU PAGE PCT 024	0	0
0052 DU PAGE PCT 025	0	0
0053 DU PAGE PCT 026	0	0
0054 DU PAGE PCT 027	2	0
0055 DU PAGE PCT 028	0	0
0056 DU PAGE PCT 029	0	0

01 = BALLOTS CAST - DEMOCRATIC

TOTAL PERCENT
 188 98.95

02 = BALLOTS CAST - FEDERAL DEMOCRAT

TOTAL PERCENT
 2 1.05

(CONTINUED FROM PREVIOUS PAGE)

	01	02
0057 DU PAGE PCT 030	1	0
0058 DU PAGE PCT 031	0	0
0059 DU PAGE PCT 032	1	0
0060 DU PAGE PCT 033	1	0
0061 DU PAGE PCT 034	0	0
0062 DU PAGE PCT 035	0	0
0063 DU PAGE PCT 036	0	0
0064 DU PAGE PCT 037	1	0
0065 DU PAGE PCT 038	0	0
0066 DU PAGE PCT 039	0	0
0067 DU PAGE PCT 040	0	0
0068 DU PAGE PCT 041	0	0
0069 DU PAGE PCT 042	0	0
0070 DU PAGE PCT 043	3	0
0071 DU PAGE PCT 044	0	0
0072 DU PAGE PCT 045	0	0
0073 DU PAGE PCT 046	0	0
0074 DU PAGE PCT 047	0	0
0075 DU PAGE PCT 048	0	0
0076 DU PAGE PCT 049	0	0
0077 DU PAGE PCT 050	0	0
0078 DU PAGE PCT 051	1	0
0079 DU PAGE PCT 052	0	0
0080 DU PAGE PCT 053	1	0
0081 DU PAGE PCT 054	0	0
0082 DU PAGE PCT 055	0	0
0083 DU PAGE PCT 056	0	0
0084 FLORENCE PCT 001	2	0
0085 FRANKFORT PCT 001	0	0
0086 FRANKFORT PCT 002	1	0
0087 FRANKFORT PCT 003	1	0
0088 FRANKFORT PCT 004	0	0
0089 FRANKFORT PCT 005	2	0
0090 FRANKFORT PCT 006	0	0
0091 FRANKFORT PCT 007	0	0
0092 FRANKFORT PCT 008	0	0
0093 FRANKFORT PCT 009	0	0
0094 FRANKFORT PCT 010	2	0
0095 FRANKFORT PCT 011	0	0
0096 FRANKFORT PCT 012	1	0
0097 FRANKFORT PCT 013	0	0
0098 FRANKFORT PCT 014	0	0
0099 FRANKFORT PCT 015	0	0
0100 FRANKFORT PCT 016	0	0
0101 FRANKFORT PCT 017	0	0
0102 FRANKFORT PCT 018	0	0
0103 FRANKFORT PCT 019	0	0
0104 FRANKFORT PCT 020	0	0
0105 FRANKFORT PCT 021	0	0
0106 FRANKFORT PCT 022	2	0
0107 FRANKFORT PCT 023	0	0
0108 FRANKFORT PCT 024	0	0
0109 FRANKFORT PCT 025	1	0
0110 FRANKFORT PCT 026	0	0
0111 FRANKFORT PCT 027	2	0
0112 FRANKFORT PCT 028	1	0
0113 FRANKFORT PCT 029	0	0

01 = BALLOTS CAST - DEMOCRATIC

TOTAL PERCENT
188 98.95

02 = BALLOTS CAST - FEDERAL DEMOCRAT

TOTAL PERCENT
2 1.05

(CONTINUED FROM PREVIOUS PAGE)

01 02

	01	02
0114 FRANKFORT PCT 030	0	0
0115 FRANKFORT PCT 031	0	0
0116 FRANKFORT PCT 032	3	0
0117 FRANKFORT PCT 033	1	0
0118 FRANKFORT PCT 034	0	0
0119 FRANKFORT PCT 035	1	0
0120 FRANKFORT PCT 036	0	0
0121 FRANKFORT PCT 037	0	0
0122 FRANKFORT PCT 038	0	0
0123 FRANKFORT PCT 039	0	0
0124 FRANKFORT PCT 040	2	0
0125 FRANKFORT PCT 041	0	0
0126 FRANKFORT PCT 042	0	0
0127 GREEN GARDEN PCT 001	0	0
0128 GREEN GARDEN PCT 002	0	0
0129 GREEN GARDEN PCT 003	0	0
0130 HOMER PCT 001	0	0
0131 HOMER PCT 002	0	0
0132 HOMER PCT 003	1	0
0133 HOMER PCT 004	0	0
0134 HOMER PCT 005	0	0
0135 HOMER PCT 006	0	0
0136 HOMER PCT 007	0	0
0137 HOMER PCT 008	1	0
0138 HOMER PCT 009	0	0
0139 HOMER PCT 010	0	0
0140 HOMER PCT 011	0	0
0141 HOMER PCT 012	1	0
0142 HOMER PCT 013	0	0
0143 HOMER PCT 014	0	0
0144 HOMER PCT 015	0	0
0145 HOMER PCT 016	0	0
0146 HOMER PCT 017	0	0
0147 HOMER PCT 018	0	0
0148 HOMER PCT 019	0	0
0149 HOMER PCT 020	0	0
0150 HOMER PCT 021	0	0
0151 HOMER PCT 022	0	0
0152 HOMER PCT 023	0	0
0153 HOMER PCT 024	0	0
0154 HOMER PCT 025	0	0
0155 HOMER PCT 026	1	0
0156 HOMER PCT 027	0	0
0157 HOMER PCT 028	0	0
0158 JACKSON PCT 001	0	0
0159 JACKSON PCT 002	0	0
0160 JACKSON PCT 003	0	0
0161 JACKSON PCT 004	0	0
0162 JOLIET PCT 001	0	0
0163 JOLIET PCT 002	0	0
0164 JOLIET PCT 003	1	0
0165 JOLIET PCT 004	0	0
0166 JOLIET PCT 005	1	0
0167 JOLIET PCT 006	0	0
0168 JOLIET PCT 007	1	0
0169 JOLIET PCT 008	0	0
0170 JOLIET PCT 009	0	0

01 = BALLOTS CAST - DEMOCRATIC

TOTAL PERCENT
188 98.95

02 = BALLOTS CAST - FEDERAL DEMOCRAT

TOTAL PERCENT
2 1.05

(CONTINUED FROM PREVIOUS PAGE)

01 02

	01	02
0171 JOLIET PCT 010	0	0
0172 JOLIET PCT 011	1	0
0173 JOLIET PCT 012	2	0
0174 JOLIET PCT 013	0	0
0175 JOLIET PCT 014	1	0
0176 JOLIET PCT 015	0	0
0177 JOLIET PCT 016	0	0
0178 JOLIET PCT 017	0	0
0179 JOLIET PCT 018	0	0
0180 JOLIET PCT 019	0	0
0181 JOLIET PCT 020	3	0
0182 JOLIET PCT 021	1	0
0183 JOLIET PCT 022	0	0
0184 JOLIET PCT 023	2	0
0185 JOLIET PCT 024	0	0
0186 JOLIET PCT 025	1	0
0187 JOLIET PCT 026	1	0
0188 JOLIET PCT 027	2	0
0189 JOLIET PCT 028	1	0
0190 JOLIET PCT 029	1	0
0191 JOLIET PCT 030	0	0
0192 JOLIET PCT 031	1	0
0193 JOLIET PCT 032	3	0
0194 JOLIET PCT 033	0	0
0195 JOLIET PCT 034	0	0
0196 JOLIET PCT 035	1	0
0197 JOLIET PCT 036	1	0
0198 JOLIET PCT 037	0	0
0199 JOLIET PCT 038	1	0
0200 JOLIET PCT 039	2	0
0201 JOLIET PCT 040	0	0
0202 JOLIET PCT 041	0	0
0203 JOLIET PCT 042	0	0
0204 JOLIET PCT 043	1	0
0205 JOLIET PCT 044	1	0
0206 JOLIET PCT 045	2	0
0207 JOLIET PCT 046	1	0
0208 JOLIET PCT 047	2	0
0209 JOLIET PCT 048	0	0
0210 JOLIET PCT 049	1	0
0211 JOLIET PCT 050	2	0
0212 JOLIET PCT 051	0	0
0213 JOLIET PCT 052	1	0
0214 JOLIET PCT 053	3	0
0215 JOLIET PCT 054	1	0
0216 JOLIET PCT 055	0	0
0217 JOLIET PCT 056	0	0
0218 JOLIET PCT 057	1	0
0219 JOLIET PCT 058	0	0
0220 JOLIET PCT 059	1	0
0221 JOLIET PCT 060	1	0
0222 JOLIET PCT 061	0	0
0223 JOLIET PCT 062	0	0
0224 JOLIET PCT 063	0	0
0225 JOLIET PCT 064	0	0
0226 LOCKPORT PCT 001	1	0
0227 LOCKPORT PCT 002	1	0

01 = BALLOTS CAST - DEMOCRATIC

TOTAL PERCENT
188 98.95

02 = BALLOTS CAST - FEDERAL DEMOCRAT

TOTAL PERCENT
2 1.05

(CONTINUED FROM PREVIOUS PAGE)

01 02

0228 LOCKPORT PCT 003	0	. . 0
0229 LOCKPORT PCT 004	1	. . 0
0230 LOCKPORT PCT 005	0	. . 0
0231 LOCKPORT PCT 006	0	. . 0
0232 LOCKPORT PCT 007	2	. . 0
0233 LOCKPORT PCT 008	0	. . 0
0234 LOCKPORT PCT 009	0	. . 0
0235 LOCKPORT PCT 010	1	. . 0
0236 LOCKPORT PCT 011	0	. . 0
0237 LOCKPORT PCT 012	1	. . 0
0238 LOCKPORT PCT 013	2	. . 0
0239 LOCKPORT PCT 014	1	. . 0
0240 LOCKPORT PCT 015	1	. . 0
0241 LOCKPORT PCT 016	1	. . 0
0242 LOCKPORT PCT 017	0	. . 0
0243 LOCKPORT PCT 018	0	. . 0
0244 LOCKPORT PCT 019	3	. . 0
0245 LOCKPORT PCT 020	1	. . 0
0246 LOCKPORT PCT 021	0	. . 0
0247 LOCKPORT PCT 022	1	. . 0
0248 LOCKPORT PCT 023	0	. . 0
0249 LOCKPORT PCT 024	1	. . 0
0250 LOCKPORT PCT 025	2	. . 0
0251 LOCKPORT PCT 026	1	. . 0
0252 LOCKPORT PCT 027	4	. . 0
0253 LOCKPORT PCT 028	0	. . 0
0254 LOCKPORT PCT 029	0	. . 0
0255 LOCKPORT PCT 030	0	. . 0
0256 LOCKPORT PCT 031	0	. . 0
0257 LOCKPORT PCT 032	1	. . 0
0258 LOCKPORT PCT 033	0	. . 0
0259 LOCKPORT PCT 034	1	. . 0
0260 LOCKPORT PCT 035	1	. . 0
0261 LOCKPORT PCT 036	1	. . 0
0262 LOCKPORT PCT 037	1	. . 0
0263 MANHATTAN PCT 001	0	. . 0
0264 MANHATTAN PCT 002	0	. . 0
0265 MANHATTAN PCT 003	0	. . 0
0266 MANHATTAN PCT 004	2	. . 0
0267 MANHATTAN PCT 005	0	. . 0
0268 MONEE PCT 001	0	. . 0
0269 MONEE PCT 002	0	. . 0
0270 MONEE PCT 003	0	. . 0
0271 MONEE PCT 004	0	. . 0
0272 MONEE PCT 005	0	. . 0
0273 MONEE PCT 006	0	. . 0
0274 MONEE PCT 007	0	. . 0
0275 MONEE PCT 008	0	. . 0
0276 MONEE PCT 009	0	. . 0
0277 MONEE PCT 010	0	. . 0
0278 MONEE PCT 011	0	. . 0
0279 MONEE PCT 012	0	. . 0
0280 NEW LENOX PCT 001	0	. . 0
0281 NEW LENOX PCT 002	1	. . 0
0282 NEW LENOX PCT 003	0	. . 0
0283 NEW LENOX PCT 004	3	. . 1
0284 NEW LENOX PCT 005	2	. . 0

01 = BALLOTS CAST - DEMOCRATIC

TOTAL PERCENT
188 98.95

02 = BALLOTS CAST - FEDERAL DEMOCRAT

TOTAL PERCENT
2 1.05

(CONTINUED FROM PREVIOUS PAGE)

01 02

0285 NEW LENOX PCT 006	0	. . 0
0286 NEW LENOX PCT 007	2	. . 0
0287 NEW LENOX PCT 008	1	. . 0
0288 NEW LENOX PCT 009	0	. . 0
0289 NEW LENOX PCT 010	0	. . 0
0290 NEW LENOX PCT 011	0	. . 0
0291 NEW LENOX PCT 012	1	. . 0
0292 NEW LENOX PCT 013	0	. . 0
0293 NEW LENOX PCT 014	0	. . 0
0294 NEW LENOX PCT 015	0	. . 1
0295 NEW LENOX PCT 016	0	. . 0
0296 NEW LENOX PCT 017	0	. . 0
0297 NEW LENOX PCT 018	0	. . 0
0298 NEW LENOX PCT 019	0	. . 0
0299 NEW LENOX PCT 020	0	. . 0
0300 NEW LENOX PCT 021	0	. . 0
0301 NEW LENOX PCT 022	1	. . 0
0302 NEW LENOX PCT 023	0	. . 0
0303 NEW LENOX PCT 024	0	. . 0
0304 NEW LENOX PCT 025	0	. . 0
0305 NEW LENOX PCT 026	0	. . 0
0306 NEW LENOX PCT 027	0	. . 0
0307 NEW LENOX PCT 028	0	. . 0
0308 NEW LENOX PCT 029	0	. . 0
0309 NEW LENOX PCT 030	1	. . 0
0310 PEOTONE PCT 001	0	. . 0
0311 PEOTONE PCT 002	1	. . 0
0312 PEOTONE PCT 003	0	. . 0
0313 PLAINFIELD PCT 001	0	. . 0
0314 PLAINFIELD PCT 002	0	. . 0
0315 PLAINFIELD PCT 003	0	. . 0
0316 PLAINFIELD PCT 004	0	. . 0
0317 PLAINFIELD PCT 005	0	. . 0
0318 PLAINFIELD PCT 006	0	. . 0
0319 PLAINFIELD PCT 007	0	. . 0
0320 PLAINFIELD PCT 008	2	. . 0
0321 PLAINFIELD PCT 009	0	. . 0
0322 PLAINFIELD PCT 010	0	. . 0
0323 PLAINFIELD PCT 011	0	. . 0
0324 PLAINFIELD PCT 012	0	. . 0
0325 PLAINFIELD PCT 013	0	. . 0
0326 PLAINFIELD PCT 014	1	. . 0
0327 PLAINFIELD PCT 015	0	. . 0
0328 PLAINFIELD PCT 016	0	. . 0
0329 PLAINFIELD PCT 017	1	. . 0
0330 PLAINFIELD PCT 018	0	. . 0
0331 PLAINFIELD PCT 019	0	. . 0
0332 PLAINFIELD PCT 020	0	. . 0
0333 PLAINFIELD PCT 021	0	. . 0
0334 PLAINFIELD PCT 022	0	. . 0
0335 PLAINFIELD PCT 023	1	. . 0
0336 PLAINFIELD PCT 024	1	. . 0
0337 PLAINFIELD PCT 025	0	. . 0
0338 PLAINFIELD PCT 026	0	. . 0
0339 PLAINFIELD PCT 027	1	. . 0
0340 PLAINFIELD PCT 028	0	. . 0
0341 PLAINFIELD PCT 029	0	. . 0

	TOTAL	PERCENT		TOTAL	PERCENT
01 = BALLOTS CAST - DEMOCRATIC	188	98.95	02 = BALLOTS CAST - FEDERAL DEMOCRAT	2	1.05
(CONTINUED FROM PREVIOUS PAGE)	01	02			
0342 PLAINFIELD PCT 030	0	. . 0			
0343 PLAINFIELD PCT 031	0	. . 0			
0344 PLAINFIELD PCT 032	1	. . 0			
0345 PLAINFIELD PCT 033	0	. . 0			
0346 PLAINFIELD PCT 034	0	. . 0			
0347 PLAINFIELD PCT 035	0	. . 0			
0348 PLAINFIELD PCT 036	0	. . 0			
0349 PLAINFIELD PCT 037	0	. . 0			
0350 PLAINFIELD PCT 038	1	. . 0			
0351 PLAINFIELD PCT 039	0	. . 0			
0352 PLAINFIELD PCT 040	1	. . 0			
0353 PLAINFIELD PCT 041	0	. . 0			
0354 PLAINFIELD PCT 042	0	. . 0			
0355 PLAINFIELD PCT 043	0	. . 0			
0356 PLAINFIELD PCT 044	0	. . 0			
0357 PLAINFIELD PCT 045	1	. . 0			
0358 PLAINFIELD PCT 046	0	. . 0			
0359 REED PCT 001	2	. . 0			
0360 REED PCT 002	1	. . 0			
0361 REED PCT 003	0	. . 0			
0362 REED PCT 004	0	. . 0			
0363 REED PCT 005	0	. . 0			
0364 TROY PCT 001	1	. . 0			
0365 TROY PCT 002	0	. . 0			
0366 TROY PCT 003	0	. . 0			
0367 TROY PCT 004	1	. . 0			
0368 TROY PCT 005	0	. . 0			
0369 TROY PCT 006	1	. . 0			
0370 TROY PCT 007	0	. . 0			
0371 TROY PCT 008	0	. . 0			
0372 TROY PCT 009	0	. . 0			
0373 TROY PCT 010	0	. . 0			
0374 TROY PCT 011	0	. . 0			
0375 TROY PCT 012	0	. . 0			
0376 TROY PCT 013	0	. . 0			
0377 TROY PCT 014	0	. . 0			
0378 TROY PCT 015	0	. . 0			
0379 TROY PCT 016	0	. . 0			
0380 TROY PCT 017	0	. . 0			
0381 TROY PCT 018	1	. . 0			
0382 TROY PCT 019	1	. . 0			
0383 TROY PCT 020	2	. . 0			
0384 TROY PCT 021	1	. . 0			
0385 TROY PCT 022	0	. . 0			
0386 TROY PCT 023	1	. . 0			
0387 TROY PCT 024	1	. . 0			
0388 TROY PCT 025	0	. . 0			
0389 TROY PCT 026	0	. . 0			
0390 TROY PCT 027	0	. . 0			
0391 TROY PCT 028	4	. . 0			
0392 TROY PCT 029	0	. . 0			
0393 TROY PCT 030	1	. . 0			
0394 WASHINGTON PCT 001	0	. . 0			
0395 WASHINGTON PCT 002	0	. . 0			
0396 WASHINGTON PCT 003	0	. . 0			
0397 WASHINGTON PCT 004	1	. . 0			
0398 WESLEY PCT 001	1	. . 0			

01 = BALLOTS CAST - DEMOCRATIC

TOTAL PERCENT
 188 98.95

02 = BALLOTS CAST - FEDERAL DEMOCRAT

TOTAL PERCENT
 2 1.05

(CONTINUED FROM PREVIOUS PAGE)

01 02

0399 WESLEY PCT 002	0	. . 0
0400 WHEATLAND PCT 001	0	. . 0
0401 WHEATLAND PCT 002	0	. . 0
0402 WHEATLAND PCT 003	0	. . 0
0403 WHEATLAND PCT 004	0	. . 0
0404 WHEATLAND PCT 005	0	. . 0
0405 WHEATLAND PCT 006	0	. . 0
0406 WHEATLAND PCT 007	0	. . 0
0407 WHEATLAND PCT 008	0	. . 0
0408 WHEATLAND PCT 009	1	. . 0
0409 WHEATLAND PCT 010	1	. . 0
0410 WHEATLAND PCT 011	0	. . 0
0411 WHEATLAND PCT 012	1	. . 0
0412 WHEATLAND PCT 013	0	. . 0
0413 WHEATLAND PCT 014	2	. . 0
0414 WHEATLAND PCT 015	1	. . 0
0415 WHEATLAND PCT 016	0	. . 0
0416 WHEATLAND PCT 017	0	. . 0
0417 WHEATLAND PCT 018	1	. . 0
0418 WHEATLAND PCT 019	1	. . 0
0419 WHEATLAND PCT 020	0	. . 0
0420 WHEATLAND PCT 021	1	. . 0
0421 WHEATLAND PCT 022	0	. . 0
0422 WHEATLAND PCT 023	0	. . 0
0423 WHEATLAND PCT 024	0	. . 0
0424 WHEATLAND PCT 025	0	. . 0
0425 WHEATLAND PCT 026	1	. . 0
0426 WHEATLAND PCT 027	0	. . 0
0427 WHEATLAND PCT 028	0	. . 0
0428 WHEATLAND PCT 029	1	. . 0
0429 WHEATLAND PCT 030	0	. . 0
0430 WHEATLAND PCT 031	0	. . 0
0431 WHEATLAND PCT 032	0	. . 0
0432 WHEATLAND PCT 033	0	. . 0
0433 WHEATLAND PCT 034	0	. . 0
0434 WHEATLAND PCT 035	0	. . 0
0435 WHEATLAND PCT 036	0	. . 0
0436 WHEATLAND PCT 037	0	. . 0
0437 WHEATLAND PCT 038	0	. . 0
0438 WHEATLAND PCT 039	0	. . 0
0439 WHEATLAND PCT 040	1	. . 0
0440 WILL PCT 001	1	. . 0
0441 WILMINGTON PCT 001	0	. . 0
0442 WILMINGTON PCT 002	0	. . 0
0443 WILMINGTON PCT 003	2	. . 0
0444 WILMINGTON PCT 004	0	. . 0
0445 WILMINGTON PCT 005	0	. . 0
0446 WILTON PCT 001	1	. . 0



Nancy Schultz Voots

W I L L C O U N T Y C L E R K



Democratic Party

**UNITED STATES
SENATOR
SUMMARY**

	TOTAL	PERCENT		TOTAL	PERCENT
01 = REGISTERED VOTERS - TOTAL	360,651		07 = BALLOTS CAST - GREEN	252	.32
02 = BALLOTS CAST - TOTAL	78,185		08 = BALLOTS CAST - FEDERAL GREEN	10	.01
03 = BALLOTS CAST - REPUBLICAN	45,589	58.31	09 = BALLOTS CAST - NONPARTISAN	1,346	1.72
04 = BALLOTS CAST - FEDERAL REPUBLICAN	96	.12	10 = BALLOTS CAST - BLANK	20	.03
05 = BALLOTS CAST - DEMOCRATIC	30,787	39.38	11 = VOTER TURNOUT - TOTAL		21.68
06 = BALLOTS CAST - FEDERAL DEMOCRAT	105	.13			

	01	02	03	04	05	06	07	08	09	10	11
0001 CHANNAHON PCT 001	558	121	75	0	45	0	1	0	0	0	21.68
0002 CHANNAHON PCT 002	550	127	74	0	53	0	0	0	0	0	23.09
0003 CHANNAHON PCT 003	704	147	87	1	58	0	1	0	0	0	20.88
0004 CHANNAHON PCT 004	977	211	139	1	69	1	1	0	0	0	21.60
0005 CHANNAHON PCT 005	620	124	90	0	32	0	2	0	0	0	20.00
0006 CHANNAHON PCT 006	727	142	96	0	45	0	1	0	0	0	19.53
0007 CHANNAHON PCT 007	681	140	102	0	38	0	0	0	0	0	20.56
0008 CHANNAHON PCT 008	1138	207	122	0	83	0	2	0	0	0	18.19
0009 CHANNAHON PCT 009	533	119	81	0	38	0	0	0	0	0	22.33
0010 CRETE PCT 001	745	199	118	0	80	0	0	0	1	0	26.71
0011 CRETE PCT 002	819	186	92	0	94	0	0	0	0	0	22.71
0012 CRETE PCT 003	771	110	59	0	51	0	0	0	0	0	14.27
0013 CRETE PCT 004	627	104	59	0	44	0	1	0	0	0	16.59
0014 CRETE PCT 005	386	50	27	0	22	0	0	0	1	0	12.95
0015 CRETE PCT 006	857	151	74	0	76	1	0	0	0	0	17.62
0016 CRETE PCT 007	924	265	133	0	131	1	0	0	0	0	28.68
0017 CRETE PCT 008	891	265	156	0	106	0	0	0	3	0	29.74
0018 CRETE PCT 009	631	161	100	1	56	2	0	0	2	0	25.52
0019 CRETE PCT 010	1008	232	136	0	92	0	0	0	4	0	23.02
0020 CRETE PCT 011	900	241	192	0	45	0	1	0	3	0	26.78
0021 CRETE PCT 012	715	143	44	0	96	1	0	0	2	0	20.00
0022 CRETE PCT 013	999	296	179	1	111	1	0	0	4	0	29.63
0023 CRETE PCT 014	1009	270	88	0	180	0	2	0	0	0	26.76
0024 CRETE PCT 015	729	193	59	1	133	0	0	0	0	0	26.47
0025 CRETE PCT 016	1014	230	122	0	93	0	1	0	14	0	22.68
0026 CRETE PCT 017	709	140	39	0	97	2	0	0	2	0	19.75
0027 CUSTER PCT 001	957	242	155	0	86	0	1	0	0	0	25.29
0028 DU PAGE PCT 001	845	221	99	1	102	0	0	0	19	0	26.15
0029 DU PAGE PCT 002	481	133	64	0	43	0	0	0	26	0	27.65
0030 DU PAGE PCT 003	437	148	77	0	59	0	0	0	12	0	33.87
0031 DU PAGE PCT 004	558	177	69	0	76	0	0	0	32	0	31.72
0032 DU PAGE PCT 005	635	156	57	3	78	0	1	0	17	0	24.57
0033 DU PAGE PCT 006	669	117	64	1	50	0	2	0	0	0	17.49
0034 DU PAGE PCT 007	758	142	83	0	58	1	0	0	0	0	18.73
0035 DU PAGE PCT 008	947	159	83	1	75	0	0	0	0	0	16.79
0036 DU PAGE PCT 009	712	82	33	0	47	2	0	0	0	0	11.52
0037 DU PAGE PCT 010	828	134	69	0	64	0	1	0	0	0	16.18
0038 DU PAGE PCT 011	884	184	86	0	98	0	0	0	0	0	20.81
0039 DU PAGE PCT 012	894	151	67	0	83	0	1	0	0	0	16.89
0040 DU PAGE PCT 013	920	193	97	0	96	0	0	0	0	0	20.98
0041 DU PAGE PCT 014	961	175	110	0	64	1	0	0	0	0	18.21
0042 DU PAGE PCT 015	639	117	46	1	70	0	0	0	0	2	18.31
0043 DU PAGE PCT 016	764	134	76	0	58	0	0	0	0	0	17.54
0044 DU PAGE PCT 017	705	152	99	0	53	0	0	0	0	0	21.56
0045 DU PAGE PCT 018	979	181	101	2	77	1	0	0	0	0	18.49
0046 DU PAGE PCT 019	822	120	67	0	53	0	0	0	0	0	14.60
0047 DU PAGE PCT 020	886	223	119	0	103	0	1	0	0	0	25.17
0048 DU PAGE PCT 021	689	223	139	0	77	0	1	0	6	0	32.37
0049 DU PAGE PCT 022	496	133	77	0	51	0	0	0	5	1	26.81
0050 DU PAGE PCT 023	767	152	69	0	82	0	1	0	0	0	19.82
0051 DU PAGE PCT 024	818	159	64	0	93	0	2	0	0	0	19.44

	TOTAL	PERCENT		TOTAL	PERCENT
01 = REGISTERED VOTERS - TOTAL	360,651		07 = BALLOTS CAST - GREEN	252	.32
02 = BALLOTS CAST - TOTAL	78,185		08 = BALLOTS CAST - FEDERAL GREEN	10	.01
03 = BALLOTS CAST - REPUBLICAN	45,589	58.31	09 = BALLOTS CAST - NONPARTISAN	1,346	1.72
04 = BALLOTS CAST - FEDERAL REPUBLICAN	96	.12	10 = BALLOTS CAST - BLANK	20	.03
05 = BALLOTS CAST - DEMOCRATIC	30,787	39.38	11 = VOTER TURNOUT - TOTAL		21.68
06 = BALLOTS CAST - FEDERAL DEMOCRAT	105	.13			

(CONTINUED FROM PREVIOUS PAGE)

	01	02	03	04	05	06	07	08	09	10	11
0052 DU PAGE PCT 025	547	113	63	0	49	0	1	0	0	0	20.66
0053 DU PAGE PCT 026	760	99	50	1	47	1	0	0	0	0	13.03
0054 DU PAGE PCT 027	782	163	74	0	89	0	0	0	0	0	20.84
0055 DU PAGE PCT 028	871	154	76	0	77	0	1	0	0	0	17.68
0056 DU PAGE PCT 029	594	141	41	0	97	2	1	0	0	1	23.74
0057 DU PAGE PCT 030	895	224	155	0	69	0	0	0	0	0	25.03
0058 DU PAGE PCT 031	1057	248	177	1	69	1	0	0	0	0	23.46
0059 DU PAGE PCT 032	910	203	131	0	72	0	0	0	0	0	22.31
0060 DU PAGE PCT 033	586	129	89	0	40	0	0	0	0	0	22.01
0061 DU PAGE PCT 034	515	121	90	0	30	0	1	0	0	0	23.50
0062 DU PAGE PCT 035	855	197	105	0	91	0	1	0	0	0	23.04
0063 DU PAGE PCT 036	873	185	115	1	69	0	0	0	0	0	21.19
0064 DU PAGE PCT 037	912	176	90	0	85	0	1	0	0	0	19.30
0065 DU PAGE PCT 038	757	91	32	0	59	0	0	0	0	0	12.02
0066 DU PAGE PCT 039	693	90	42	0	47	1	0	0	0	0	12.99
0067 DU PAGE PCT 040	1070	196	80	0	116	0	0	0	0	0	18.32
0068 DU PAGE PCT 041	582	166	90	1	75	0	0	0	0	0	28.52
0069 DU PAGE PCT 042	693	132	80	0	51	0	1	0	0	0	19.05
0070 DU PAGE PCT 043	659	94	33	0	60	0	1	0	0	0	14.26
0071 DU PAGE PCT 044	994	407	256	0	118	0	0	0	33	0	40.95
0072 DU PAGE PCT 045	1002	191	93	0	98	0	0	0	0	0	19.06
0073 DU PAGE PCT 046	560	139	45	0	86	1	1	0	6	0	24.82
0074 DU PAGE PCT 047	487	135	92	0	43	0	0	0	0	0	27.72
0075 DU PAGE PCT 048	1300	189	70	1	104	0	1	0	13	0	14.54
0076 DU PAGE PCT 049	710	145	75	0	70	0	0	0	0	0	20.42
0077 DU PAGE PCT 050	465	51	11	0	39	0	1	0	0	0	10.97
0078 DU PAGE PCT 051	1007	137	70	0	66	1	0	0	0	0	13.60
0079 DU PAGE PCT 052	664	145	102	0	42	0	1	0	0	0	21.84
0080 DU PAGE PCT 053	990	177	79	1	97	0	0	0	0	0	17.88
0081 DU PAGE PCT 054	735	96	31	0	65	0	0	0	0	0	13.06
0082 DU PAGE PCT 055	881	113	55	1	57	0	0	0	0	0	12.83
0083 DU PAGE PCT 056	1287	172	72	0	99	0	1	0	0	0	13.36
0084 FLORENCE PCT 001	591	119	59	0	60	0	0	0	0	0	20.14
0085 FRANKFORT PCT 001	648	212	147	0	59	0	1	0	5	0	32.72
0086 FRANKFORT PCT 002	1140	462	252	0	146	1	0	0	63	0	40.53
0087 FRANKFORT PCT 003	917	384	230	0	113	0	2	0	39	0	41.88
0088 FRANKFORT PCT 004	431	196	109	0	70	0	0	0	17	0	45.48
0089 FRANKFORT PCT 005	784	185	130	0	53	0	2	0	0	1	23.60
0090 FRANKFORT PCT 006	1082	204	132	0	71	0	1	0	0	0	18.85
0091 FRANKFORT PCT 007	602	176	119	0	54	0	0	0	3	0	29.24
0092 FRANKFORT PCT 008	661	204	157	0	43	0	0	0	4	0	30.86
0093 FRANKFORT PCT 009	668	179	117	0	62	0	0	0	0	0	26.80
0094 FRANKFORT PCT 010	1060	374	198	0	132	0	0	0	44	0	35.28
0095 FRANKFORT PCT 011	688	107	70	0	36	0	1	0	0	0	15.55
0096 FRANKFORT PCT 012	1158	370	251	0	119	0	0	0	0	0	31.95
0097 FRANKFORT PCT 013	777	249	164	0	77	0	1	0	7	0	32.05
0098 FRANKFORT PCT 014	749	316	196	2	88	0	1	0	29	0	42.19
0099 FRANKFORT PCT 015	807	188	122	1	64	0	1	0	0	0	23.30
0100 FRANKFORT PCT 016	638	219	157	0	61	0	0	0	1	0	34.33
0101 FRANKFORT PCT 017	759	166	106	0	58	2	0	0	0	0	21.87
0102 FRANKFORT PCT 018	567	195	163	0	30	0	2	0	0	0	34.39
0103 FRANKFORT PCT 019	748	277	149	0	104	0	0	0	24	0	37.03

	TOTAL	PERCENT		TOTAL	PERCENT
01 = REGISTERED VOTERS - TOTAL	360,651		07 = BALLOTS CAST - GREEN	252	.32
02 = BALLOTS CAST - TOTAL	78,185		08 = BALLOTS CAST - FEDERAL GREEN	10	.01
03 = BALLOTS CAST - REPUBLICAN	45,589	58.31	09 = BALLOTS CAST - NONPARTISAN	1,346	1.72
04 = BALLOTS CAST - FEDERAL REPUBLICAN	96	.12	10 = BALLOTS CAST - BLANK	20	.03
05 = BALLOTS CAST - DEMOCRATIC	30,787	39.38	11 = VOTER TURNOUT - TOTAL		21.68
06 = BALLOTS CAST - FEDERAL DEMOCRAT	105	.13			

(CONTINUED FROM PREVIOUS PAGE)

	01	02	03	04	05	06	07	08	09	10	11
0104 FRANKFORT PCT 020	504	71	40	0	30	0	1	0	0	0	14.09
0105 FRANKFORT PCT 021	900	174	96	0	76	0	2	0	0	0	19.33
0106 FRANKFORT PCT 022	802	350	215	0	108	0	0	0	27	0	43.64
0107 FRANKFORT PCT 023	701	159	113	0	44	0	0	0	2	0	22.68
0108 FRANKFORT PCT 024	594	291	151	0	114	0	1	0	25	0	48.99
0109 FRANKFORT PCT 025	1028	276	189	0	84	0	1	0	2	0	26.85
0110 FRANKFORT PCT 026	906	402	240	1	114	0	3	0	44	0	44.37
0111 FRANKFORT PCT 027	989	449	255	1	164	1	2	0	26	0	45.40
0112 FRANKFORT PCT 028	892	337	225	0	88	0	1	0	23	0	37.78
0113 FRANKFORT PCT 029	1265	269	161	0	108	0	0	0	0	0	21.26
0114 FRANKFORT PCT 030	787	158	112	0	43	0	3	0	0	0	20.08
0115 FRANKFORT PCT 031	936	203	116	0	86	0	1	0	0	0	21.69
0116 FRANKFORT PCT 032	843	274	204	0	68	0	0	0	2	0	32.50
0117 FRANKFORT PCT 033	579	183	125	0	57	0	1	0	0	0	31.61
0118 FRANKFORT PCT 034	685	232	177	0	54	0	0	0	1	0	33.87
0119 FRANKFORT PCT 035	851	394	238	0	117	0	0	0	39	3	46.30
0120 FRANKFORT PCT 036	563	154	72	0	80	0	2	0	0	0	27.35
0121 FRANKFORT PCT 037	1158	235	138	0	97	0	0	0	0	0	20.29
0122 FRANKFORT PCT 038	676	303	159	0	110	0	0	0	34	0	44.82
0123 FRANKFORT PCT 039	862	206	139	0	57	0	0	0	10	0	23.90
0124 FRANKFORT PCT 040	814	143	90	0	53	0	0	0	0	0	17.57
0125 FRANKFORT PCT 041	1031	235	146	1	87	1	0	0	0	0	22.79
0126 FRANKFORT PCT 042	1044	270	198	0	71	0	0	0	1	0	25.86
0127 GREEN GARDEN PCT 001	789	211	169	0	42	0	0	0	0	0	26.74
0128 GREEN GARDEN PCT 002	829	219	149	0	69	0	1	0	0	0	26.42
0129 GREEN GARDEN PCT 003	729	200	152	0	47	1	0	0	0	0	27.43
0130 HOMER PCT 001	757	158	96	0	62	0	0	0	0	0	20.87
0131 HOMER PCT 002	413	136	111	0	25	0	0	0	0	0	32.93
0132 HOMER PCT 003	738	206	149	0	52	0	5	0	0	0	27.91
0133 HOMER PCT 004	554	153	113	0	40	0	0	0	0	0	27.62
0134 HOMER PCT 005	742	193	141	0	52	0	0	0	0	0	26.01
0135 HOMER PCT 006	1027	205	139	0	65	0	1	0	0	0	19.96
0136 HOMER PCT 007	900	226	170	0	56	0	0	0	0	0	25.11
0137 HOMER PCT 008	843	191	129	0	61	0	1	0	0	0	22.66
0138 HOMER PCT 009	745	189	135	0	54	0	0	0	0	0	25.37
0139 HOMER PCT 010	1307	326	231	2	92	1	0	0	0	0	24.94
0140 HOMER PCT 011	1240	260	174	0	85	0	1	0	0	0	20.97
0141 HOMER PCT 012	1021	258	196	0	62	0	0	0	0	0	25.27
0142 HOMER PCT 013	903	251	181	0	70	0	0	0	0	0	27.80
0143 HOMER PCT 014	603	139	101	0	38	0	0	0	0	0	23.05
0144 HOMER PCT 015	857	251	154	1	95	1	0	0	0	1	29.29
0145 HOMER PCT 016	621	138	77	0	59	0	2	0	0	0	22.22
0146 HOMER PCT 017	784	199	149	0	48	0	2	0	0	0	25.38
0147 HOMER PCT 018	903	223	157	0	66	0	0	0	0	0	24.70
0148 HOMER PCT 019	833	195	149	0	46	0	0	0	0	0	23.41
0149 HOMER PCT 020	721	164	121	0	43	0	0	0	0	0	22.75
0150 HOMER PCT 021	1042	289	239	1	49	0	0	0	0	0	27.74
0151 HOMER PCT 022	1025	208	112	1	93	1	1	0	0	0	20.29
0152 HOMER PCT 023	835	157	111	0	46	0	0	0	0	0	18.80
0153 HOMER PCT 024	769	160	116	0	44	0	0	0	0	0	20.81
0154 HOMER PCT 025	638	125	79	0	46	0	0	0	0	0	19.59
0155 HOMER PCT 026	805	160	111	0	49	0	0	0	0	0	19.88

	TOTAL	PERCENT		TOTAL	PERCENT
01 = REGISTERED VOTERS - TOTAL	360,651		07 = BALLOTS CAST - GREEN	252	.32
02 = BALLOTS CAST - TOTAL	78,185		08 = BALLOTS CAST - FEDERAL GREEN	10	.01
03 = BALLOTS CAST - REPUBLICAN	45,589	58.31	09 = BALLOTS CAST - NONPARTISAN	1,346	1.72
04 = BALLOTS CAST - FEDERAL REPUBLICAN	96	.12	10 = BALLOTS CAST - BLANK	20	.03
05 = BALLOTS CAST - DEMOCRATIC	30,787	39.38	11 = VOTER TURNOUT - TOTAL		21.68
06 = BALLOTS CAST - FEDERAL DEMOCRAT	105	.13			

(CONTINUED FROM PREVIOUS PAGE)

	01	02	03	04	05	06	07	08	09	10	11
0156 HOMER PCT 027	978	173	106	0	67	0	0	0	0	0	17.69
0157 HOMER PCT 028	662	136	82	1	53	0	0	0	0	0	20.54
0158 JACKSON PCT 001	470	131	57	1	66	0	1	0	6	0	27.87
0159 JACKSON PCT 002	680	210	89	0	106	0	1	0	14	0	30.88
0160 JACKSON PCT 003	1082	285	160	0	104	0	0	0	21	0	26.34
0161 JACKSON PCT 004	396	95	55	0	36	1	2	0	1	0	23.99
0162 JOLIET PCT 001	736	159	76	2	78	0	3	0	0	1	21.60
0163 JOLIET PCT 002	543	107	62	1	43	0	1	0	0	0	19.71
0164 JOLIET PCT 003	507	85	46	1	38	0	0	0	0	0	16.77
0165 JOLIET PCT 004	518	95	44	0	50	0	1	0	0	0	18.34
0166 JOLIET PCT 005	708	104	45	0	57	0	2	0	0	0	14.69
0167 JOLIET PCT 006	635	83	32	0	51	0	0	0	0	0	13.07
0168 JOLIET PCT 007	562	106	62	1	42	1	0	0	0	0	18.86
0169 JOLIET PCT 008	784	86	34	0	47	0	5	0	0	0	10.97
0170 JOLIET PCT 009	740	110	53	0	53	0	4	0	0	0	14.86
0171 JOLIET PCT 010	528	77	37	0	40	0	0	0	0	0	14.58
0172 JOLIET PCT 011	731	97	36	0	58	1	2	0	0	0	13.27
0173 JOLIET PCT 012	852	231	129	0	102	0	0	0	0	0	27.11
0174 JOLIET PCT 013	610	198	115	1	82	0	0	0	0	0	32.46
0175 JOLIET PCT 014	676	160	81	0	79	0	0	0	0	0	23.67
0176 JOLIET PCT 015	666	90	40	0	46	0	3	1	0	0	13.51
0177 JOLIET PCT 016	671	93	32	1	53	1	2	0	4	0	13.86
0178 JOLIET PCT 017	713	138	79	0	58	1	0	0	0	0	19.35
0179 JOLIET PCT 018	611	38	13	0	25	0	0	0	0	0	6.22
0180 JOLIET PCT 019	531	91	46	0	44	0	0	1	0	0	17.14
0181 JOLIET PCT 020	439	120	68	0	50	0	2	0	0	0	27.33
0182 JOLIET PCT 021	621	101	7	0	93	1	0	0	0	0	16.26
0183 JOLIET PCT 022	693	173	102	0	71	0	0	0	0	0	24.96
0184 JOLIET PCT 023	660	170	69	1	99	1	0	0	0	0	25.76
0185 JOLIET PCT 024	750	80	1	0	79	0	0	0	0	0	10.67
0186 JOLIET PCT 025	850	83	27	0	53	2	1	0	0	0	9.76
0187 JOLIET PCT 026	879	167	76	0	91	0	0	0	0	0	19.00
0188 JOLIET PCT 027	698	121	49	0	72	0	0	0	0	0	17.34
0189 JOLIET PCT 028	634	100	35	1	62	0	2	0	0	0	15.77
0190 JOLIET PCT 029	648	176	99	0	77	0	0	0	0	0	27.16
0191 JOLIET PCT 030	585	69	24	0	44	0	1	0	0	0	11.79
0192 JOLIET PCT 031	508	168	101	0	66	0	1	0	0	0	33.07
0193 JOLIET PCT 032	622	179	73	1	80	0	1	0	24	0	28.78
0194 JOLIET PCT 033	476	111	64	0	47	0	0	0	0	0	23.32
0195 JOLIET PCT 034	567	72	37	0	34	0	1	0	0	0	12.70
0196 JOLIET PCT 035	618	70	25	1	41	0	3	0	0	0	11.33
0197 JOLIET PCT 036	428	103	33	0	45	0	0	0	25	0	24.07
0198 JOLIET PCT 037	606	119	20	0	97	2	0	0	0	0	19.64
0199 JOLIET PCT 038	575	94	1	0	87	6	0	0	0	0	16.35
0200 JOLIET PCT 039	769	145	24	0	120	1	0	0	0	0	18.86
0201 JOLIET PCT 040	678	172	65	0	102	1	3	0	1	1	25.37
0202 JOLIET PCT 041	603	140	43	0	95	1	1	0	0	0	23.22
0203 JOLIET PCT 042	740	142	37	0	100	1	0	0	4	0	19.19
0204 JOLIET PCT 043	789	107	3	0	102	2	0	0	0	0	13.56
0205 JOLIET PCT 044	719	144	51	0	92	0	1	0	0	0	20.03
0206 JOLIET PCT 045	561	49	8	0	41	0	0	0	0	0	8.73
0207 JOLIET PCT 046	436	32	0	0	32	0	0	0	0	0	7.34

	TOTAL	PERCENT		TOTAL	PERCENT
01 = REGISTERED VOTERS - TOTAL	360,651		07 = BALLOTS CAST - GREEN	252	.32
02 = BALLOTS CAST - TOTAL	78,185		08 = BALLOTS CAST - FEDERAL GREEN	10	.01
03 = BALLOTS CAST - REPUBLICAN	45,589	58.31	09 = BALLOTS CAST - NONPARTISAN	1,346	1.72
04 = BALLOTS CAST - FEDERAL REPUBLICAN	96	.12	10 = BALLOTS CAST - BLANK	20	.03
05 = BALLOTS CAST - DEMOCRATIC	30,787	39.38	11 = VOTER TURNOUT - TOTAL		21.68
06 = BALLOTS CAST - FEDERAL DEMOCRAT	105	.13			

(CONTINUED FROM PREVIOUS PAGE)

	01	02	03	04	05	06	07	08	09	10	11
0208 JOLIET PCT 047	678	135	45	0	81	0	0	0	9	0	19.91
0209 JOLIET PCT 048	570	64	0	0	63	1	0	0	0	0	11.23
0210 JOLIET PCT 049	782	117	58	1	58	0	0	0	0	0	14.96
0211 JOLIET PCT 050	848	116	7	0	109	0	0	0	0	0	13.68
0212 JOLIET PCT 051	660	94	38	0	55	0	1	0	0	0	14.24
0213 JOLIET PCT 052	608	73	14	0	57	1	0	1	0	0	12.01
0214 JOLIET PCT 053	569	82	25	0	55	2	0	0	0	1	14.41
0215 JOLIET PCT 054	692	98	45	0	52	0	1	0	0	0	14.16
0216 JOLIET PCT 055	675	62	35	0	27	0	0	0	0	0	9.19
0217 JOLIET PCT 056	1071	142	43	0	98	1	0	0	0	0	13.26
0218 JOLIET PCT 057	559	78	14	0	60	4	0	0	0	0	13.95
0219 JOLIET PCT 058	427	32	4	0	28	0	0	0	0	0	7.49
0220 JOLIET PCT 059	787	177	102	0	72	0	0	0	3	0	22.49
0221 JOLIET PCT 060	752	49	10	0	39	0	0	0	0	0	6.52
0222 JOLIET PCT 061	634	50	7	0	43	0	0	0	0	0	7.89
0223 JOLIET PCT 062	431	55	4	0	51	0	0	0	0	0	12.76
0224 JOLIET PCT 063	416	63	37	1	24	1	0	0	0	0	15.14
0225 JOLIET PCT 064	816	85	6	0	77	0	1	1	0	0	10.42
0226 LOCKPORT PCT 001	548	145	60	1	79	0	0	0	5	0	26.46
0227 LOCKPORT PCT 002	513	139	61	0	64	0	3	0	11	0	27.10
0228 LOCKPORT PCT 003	853	180	80	0	92	1	2	0	5	0	21.10
0229 LOCKPORT PCT 004	609	148	57	0	83	0	1	0	7	0	24.30
0230 LOCKPORT PCT 005	437	89	36	0	45	0	1	0	7	0	20.37
0231 LOCKPORT PCT 006	620	109	18	0	89	1	0	0	1	0	17.58
0232 LOCKPORT PCT 007	656	98	6	0	89	3	0	0	0	0	14.94
0233 LOCKPORT PCT 008	857	211	80	0	106	0	1	0	24	0	24.62
0234 LOCKPORT PCT 009	1237	361	183	0	166	0	0	0	12	0	29.18
0235 LOCKPORT PCT 010	788	170	69	0	92	0	1	0	8	0	21.57
0236 LOCKPORT PCT 011	610	112	53	0	55	0	1	0	3	0	18.36
0237 LOCKPORT PCT 012	1104	209	103	0	93	0	0	0	13	0	18.93
0238 LOCKPORT PCT 013	919	130	64	0	61	1	0	0	4	0	14.15
0239 LOCKPORT PCT 014	644	219	125	0	89	0	2	0	3	0	34.01
0240 LOCKPORT PCT 015	1100	222	120	0	94	0	0	0	8	0	20.18
0241 LOCKPORT PCT 016	570	168	86	0	70	0	0	0	12	0	29.47
0242 LOCKPORT PCT 017	516	145	66	0	72	0	0	0	7	0	28.10
0243 LOCKPORT PCT 018	567	137	64	0	68	0	0	0	5	0	24.16
0244 LOCKPORT PCT 019	1121	218	90	1	114	2	1	0	10	0	19.45
0245 LOCKPORT PCT 020	1257	228	110	1	108	0	1	0	8	0	18.14
0246 LOCKPORT PCT 021	571	149	61	0	84	1	0	0	3	0	26.09
0247 LOCKPORT PCT 022	644	227	107	0	110	0	0	0	10	0	35.25
0248 LOCKPORT PCT 023	940	182	77	0	95	0	1	0	9	0	19.36
0249 LOCKPORT PCT 024	664	139	60	2	66	0	0	0	11	0	20.93
0250 LOCKPORT PCT 025	875	246	126	0	106	0	0	0	14	0	28.11
0251 LOCKPORT PCT 026	731	116	44	0	67	0	1	0	4	0	15.87
0252 LOCKPORT PCT 027	720	335	202	0	116	0	0	0	17	0	46.53
0253 LOCKPORT PCT 028	795	216	115	0	93	0	0	0	8	0	27.17
0254 LOCKPORT PCT 029	1011	135	62	0	66	0	2	0	5	0	13.35
0255 LOCKPORT PCT 030	1044	501	278	0	199	0	1	0	23	0	47.99
0256 LOCKPORT PCT 031	1149	149	39	0	108	0	0	0	2	0	12.97
0257 LOCKPORT PCT 032	776	117	36	0	79	0	0	0	2	0	15.08
0258 LOCKPORT PCT 033	1189	194	85	0	96	0	2	1	10	0	16.32
0259 LOCKPORT PCT 034	653	155	69	0	75	0	0	0	11	0	23.74

	TOTAL	PERCENT		TOTAL	PERCENT
01 = REGISTERED VOTERS - TOTAL	360,651		07 = BALLOTS CAST - GREEN	252	.32
02 = BALLOTS CAST - TOTAL	78,185		08 = BALLOTS CAST - FEDERAL GREEN	10	.01
03 = BALLOTS CAST - REPUBLICAN	45,589	58.31	09 = BALLOTS CAST - NONPARTISAN	1,346	1.72
04 = BALLOTS CAST - FEDERAL REPUBLICAN	96	.12	10 = BALLOTS CAST - BLANK	20	.03
05 = BALLOTS CAST - DEMOCRATIC	30,787	39.38	11 = VOTER TURNOUT - TOTAL		21.68
06 = BALLOTS CAST - FEDERAL DEMOCRAT	105	.13			

(CONTINUED FROM PREVIOUS PAGE)

	01	02	03	04	05	06	07	08	09	10	11
0260 LOCKPORT PCT 035	1043	529	240	0	276	1	0	0	12	0	50.72
0261 LOCKPORT PCT 036	1959	867	474	0	353	0	2	0	38	0	44.26
0262 LOCKPORT PCT 037	852	132	41	0	85	0	0	0	6	0	15.49
0263 MANHATTAN PCT 001	797	246	122	0	78	0	1	0	45	0	30.87
0264 MANHATTAN PCT 002	1460	349	178	0	135	1	1	0	34	0	23.90
0265 MANHATTAN PCT 003	609	231	109	1	81	0	0	0	40	0	37.93
0266 MANHATTAN PCT 004	942	257	167	0	77	0	0	0	13	0	27.28
0267 MANHATTAN PCT 005	1488	365	199	1	132	1	2	1	29	0	24.53
0268 MONEE PCT 001	784	140	92	1	46	0	0	1	0	0	17.86
0269 MONEE PCT 002	629	120	28	0	91	0	1	0	0	0	19.08
0270 MONEE PCT 003	537	128	86	0	42	0	0	0	0	0	23.84
0271 MONEE PCT 004	816	148	46	0	100	1	1	0	0	0	18.14
0272 MONEE PCT 005	895	175	18	1	151	3	2	0	0	0	19.55
0273 MONEE PCT 006	572	107	13	0	91	2	0	1	0	0	18.71
0274 MONEE PCT 007	580	91	3	0	88	0	0	0	0	0	15.69
0275 MONEE PCT 008	921	140	2	0	133	5	0	0	0	0	15.20
0276 MONEE PCT 009	1078	267	162	0	101	0	3	1	0	0	24.77
0277 MONEE PCT 010	636	209	121	0	88	0	0	0	0	0	32.86
0278 MONEE PCT 011	698	144	5	0	139	0	0	0	0	0	20.63
0279 MONEE PCT 012	684	128	67	0	61	0	0	0	0	0	18.71
0280 NEW LENOX PCT 001	538	96	58	0	37	0	1	0	0	0	17.84
0281 NEW LENOX PCT 002	710	216	144	0	72	0	0	0	0	0	30.42
0282 NEW LENOX PCT 003	923	251	168	0	83	0	0	0	0	1	27.19
0283 NEW LENOX PCT 004	939	246	182	0	62	1	1	0	0	0	26.20
0284 NEW LENOX PCT 005	1379	289	178	0	106	1	4	0	0	0	20.96
0285 NEW LENOX PCT 006	648	178	126	0	50	0	2	0	0	0	27.47
0286 NEW LENOX PCT 007	924	293	182	0	100	1	0	0	10	0	31.71
0287 NEW LENOX PCT 008	750	157	105	1	47	0	4	0	0	0	20.93
0288 NEW LENOX PCT 009	702	192	133	0	58	0	0	0	1	0	27.35
0289 NEW LENOX PCT 010	613	205	159	0	45	0	1	0	0	0	33.44
0290 NEW LENOX PCT 011	887	231	169	0	62	0	0	0	0	0	26.04
0291 NEW LENOX PCT 012	1267	359	261	1	96	0	1	0	0	0	28.33
0292 NEW LENOX PCT 013	1037	251	173	0	78	0	0	0	0	0	24.20
0293 NEW LENOX PCT 014	750	148	95	2	50	1	0	0	0	0	19.73
0294 NEW LENOX PCT 015	535	139	92	0	46	1	0	0	0	0	25.98
0295 NEW LENOX PCT 016	576	137	85	0	52	0	0	0	0	0	23.78
0296 NEW LENOX PCT 017	525	137	77	0	60	0	0	0	0	0	26.10
0297 NEW LENOX PCT 018	741	144	102	0	42	0	0	0	0	0	19.43
0298 NEW LENOX PCT 019	643	152	109	0	43	0	0	0	0	0	23.64
0299 NEW LENOX PCT 020	1160	223	155	0	68	0	0	0	0	0	19.22
0300 NEW LENOX PCT 021	635	138	96	0	40	0	0	0	2	0	21.73
0301 NEW LENOX PCT 022	1050	274	195	0	79	0	0	0	0	0	26.10
0302 NEW LENOX PCT 023	633	163	112	0	51	0	0	0	0	0	25.75
0303 NEW LENOX PCT 024	1512	319	208	0	111	0	0	0	0	0	21.10
0304 NEW LENOX PCT 025	801	177	127	0	49	0	1	0	0	0	22.10
0305 NEW LENOX PCT 026	737	163	109	0	51	0	3	0	0	0	22.12
0306 NEW LENOX PCT 027	757	142	93	0	49	0	0	0	0	0	18.76
0307 NEW LENOX PCT 028	711	175	133	2	39	0	1	0	0	0	24.61
0308 NEW LENOX PCT 029	751	133	90	0	43	0	0	0	0	0	17.71
0309 NEW LENOX PCT 030	609	141	100	0	41	0	0	0	0	0	23.15
0310 PEOTONE PCT 001	914	325	266	1	58	0	0	0	0	0	35.56
0311 PEOTONE PCT 002	1010	318	256	0	60	0	2	0	0	0	31.49

	TOTAL	PERCENT		TOTAL	PERCENT
01 = REGISTERED VOTERS - TOTAL	360,651		07 = BALLOTS CAST - GREEN	252	.32
02 = BALLOTS CAST - TOTAL	78,185		08 = BALLOTS CAST - FEDERAL GREEN	10	.01
03 = BALLOTS CAST - REPUBLICAN	45,589	58.31	09 = BALLOTS CAST - NONPARTISAN	1,346	1.72
04 = BALLOTS CAST - FEDERAL REPUBLICAN	96	.12	10 = BALLOTS CAST - BLANK	20	.03
05 = BALLOTS CAST - DEMOCRATIC	30,787	39.38	11 = VOTER TURNOUT - TOTAL		21.68
06 = BALLOTS CAST - FEDERAL DEMOCRAT	105	.13			

(CONTINUED FROM PREVIOUS PAGE)

	01	02	03	04	05	06	07	08	09	10	11
0312 PEOTONE PCT 003	728	208	174	0	32	0	2	0	0	0	28.57
0313 PLAINFIELD PCT 001	1148	199	152	0	46	1	0	0	0	0	17.33
0314 PLAINFIELD PCT 002	449	125	93	0	32	0	0	0	0	0	27.84
0315 PLAINFIELD PCT 003	577	137	103	1	32	0	1	0	0	0	23.74
0316 PLAINFIELD PCT 004	1174	187	111	0	74	0	2	0	0	0	15.93
0317 PLAINFIELD PCT 005	712	220	95	0	125	0	0	0	0	0	30.90
0318 PLAINFIELD PCT 006	1039	169	113	0	56	0	0	0	0	0	16.27
0319 PLAINFIELD PCT 007	673	179	116	0	63	0	0	0	0	0	26.60
0320 PLAINFIELD PCT 008	1312	303	223	2	78	0	0	0	0	0	23.09
0321 PLAINFIELD PCT 009	1031	213	137	0	75	0	1	0	0	0	20.66
0322 PLAINFIELD PCT 010	601	123	82	0	41	0	0	0	0	0	20.47
0323 PLAINFIELD PCT 011	591	149	114	0	35	0	0	0	0	0	25.21
0324 PLAINFIELD PCT 012	919	155	82	0	73	0	0	0	0	0	16.87
0325 PLAINFIELD PCT 013	532	113	82	0	31	0	0	0	0	0	21.24
0326 PLAINFIELD PCT 014	1173	214	144	0	70	0	0	0	0	0	18.24
0327 PLAINFIELD PCT 015	856	146	93	0	51	0	2	0	0	0	17.06
0328 PLAINFIELD PCT 016	842	182	127	0	55	0	0	0	0	0	21.62
0329 PLAINFIELD PCT 017	602	91	28	0	63	0	0	0	0	0	15.12
0330 PLAINFIELD PCT 018	644	85	58	0	25	1	1	0	0	0	13.20
0331 PLAINFIELD PCT 019	809	184	92	0	91	0	1	0	0	0	22.74
0332 PLAINFIELD PCT 020	700	90	62	0	28	0	0	0	0	0	12.86
0333 PLAINFIELD PCT 021	408	99	54	0	45	0	0	0	0	0	24.26
0334 PLAINFIELD PCT 022	949	197	139	0	58	0	0	0	0	0	20.76
0335 PLAINFIELD PCT 023	727	87	49	0	37	0	1	0	0	0	11.97
0336 PLAINFIELD PCT 024	701	102	66	0	36	0	0	0	0	0	14.55
0337 PLAINFIELD PCT 025	797	113	78	0	35	0	0	0	0	0	14.18
0338 PLAINFIELD PCT 026	1054	185	109	0	76	0	0	0	0	0	17.55
0339 PLAINFIELD PCT 027	866	174	98	0	74	1	1	0	0	0	20.09
0340 PLAINFIELD PCT 028	883	186	127	0	57	1	0	1	0	0	21.06
0341 PLAINFIELD PCT 029	638	62	26	0	34	0	2	0	0	0	9.72
0342 PLAINFIELD PCT 030	583	64	28	0	36	0	0	0	0	0	10.98
0343 PLAINFIELD PCT 031	926	130	84	0	46	0	0	0	0	0	14.04
0344 PLAINFIELD PCT 032	1226	187	103	0	82	2	0	0	0	0	15.25
0345 PLAINFIELD PCT 033	899	145	73	0	71	0	1	0	0	0	16.13
0346 PLAINFIELD PCT 034	683	69	34	0	35	0	0	0	0	0	10.10
0347 PLAINFIELD PCT 035	1920	306	189	0	116	0	1	0	0	0	15.94
0348 PLAINFIELD PCT 036	1003	162	71	0	90	0	1	0	0	0	16.15
0349 PLAINFIELD PCT 037	1209	123	65	0	56	0	2	0	0	0	10.17
0350 PLAINFIELD PCT 038	916	185	139	0	46	0	0	0	0	0	20.20
0351 PLAINFIELD PCT 039	865	143	104	1	38	0	0	0	0	0	16.53
0352 PLAINFIELD PCT 040	861	158	100	0	56	1	1	0	0	0	18.35
0353 PLAINFIELD PCT 041	899	159	83	0	76	0	0	0	0	1	17.69
0354 PLAINFIELD PCT 042	728	76	35	0	40	0	1	0	0	0	10.44
0355 PLAINFIELD PCT 043	687	128	64	0	62	0	2	0	0	0	18.63
0356 PLAINFIELD PCT 044	808	147	60	0	86	0	1	0	0	0	18.19
0357 PLAINFIELD PCT 045	1735	210	103	0	105	0	2	0	0	0	12.10
0358 PLAINFIELD PCT 046	928	129	68	0	61	0	0	0	0	0	13.90
0359 REED PCT 001	1173	189	106	2	81	0	0	0	0	0	16.11
0360 REED PCT 002	680	112	64	0	48	0	0	0	0	0	16.47
0361 REED PCT 003	493	80	41	0	36	0	3	0	0	1	16.23
0362 REED PCT 004	767	132	71	0	59	0	2	0	0	1	17.21
0363 REED PCT 005	810	187	115	0	71	0	1	0	0	0	23.09

	TOTAL	PERCENT		TOTAL	PERCENT
01 = REGISTERED VOTERS - TOTAL	360,651		07 = BALLOTS CAST - GREEN	252	.32
02 = BALLOTS CAST - TOTAL	78,185		08 = BALLOTS CAST - FEDERAL GREEN	10	.01
03 = BALLOTS CAST - REPUBLICAN	45,589	58.31	09 = BALLOTS CAST - NONPARTISAN	1,346	1.72
04 = BALLOTS CAST - FEDERAL REPUBLICAN	96	.12	10 = BALLOTS CAST - BLANK	20	.03
05 = BALLOTS CAST - DEMOCRATIC	30,787	39.38	11 = VOTER TURNOUT - TOTAL		21.68
06 = BALLOTS CAST - FEDERAL DEMOCRAT	105	.13			

(CONTINUED FROM PREVIOUS PAGE)

	01	02	03	04	05	06	07	08	09	10	11
0364 TROY PCT 001	868	211	158	1	50	0	0	0	2	0	24.31
0365 TROY PCT 002	1256	207	110	0	93	0	1	0	3	0	16.48
0366 TROY PCT 003	819	177	111	0	66	0	0	0	0	0	21.61
0367 TROY PCT 004	458	175	122	0	51	0	0	0	2	0	38.21
0368 TROY PCT 005	436	114	76	0	34	0	0	0	4	0	26.15
0369 TROY PCT 006	523	108	66	0	41	0	1	0	0	0	20.65
0370 TROY PCT 007	858	176	90	0	84	0	1	0	1	0	20.51
0371 TROY PCT 008	1189	305	184	0	121	0	0	0	0	0	25.65
0372 TROY PCT 009	693	184	120	0	59	0	1	0	4	0	26.55
0373 TROY PCT 010	1330	192	122	1	68	0	1	0	0	0	14.44
0374 TROY PCT 011	1720	479	303	0	170	0	0	0	6	0	27.85
0375 TROY PCT 012	656	163	98	0	65	0	0	0	0	0	24.85
0376 TROY PCT 013	880	130	76	0	54	0	0	0	0	0	14.77
0377 TROY PCT 014	589	115	73	0	40	0	2	0	0	0	19.52
0378 TROY PCT 015	645	153	90	0	62	0	0	0	1	0	23.72
0379 TROY PCT 016	945	267	200	1	65	0	1	0	0	0	28.25
0380 TROY PCT 017	1449	145	85	0	60	0	0	0	0	0	10.01
0381 TROY PCT 018	979	269	171	0	91	0	2	0	5	0	27.48
0382 TROY PCT 019	910	217	145	0	70	0	0	0	2	0	23.85
0383 TROY PCT 020	1054	246	137	0	108	0	0	0	1	0	23.34
0384 TROY PCT 021	973	175	106	1	64	0	0	0	4	1	17.99
0385 TROY PCT 022	852	169	116	0	48	0	2	0	3	0	19.84
0386 TROY PCT 023	680	89	40	0	48	0	1	0	0	0	13.09
0387 TROY PCT 024	751	189	120	0	69	0	0	0	0	0	25.17
0388 TROY PCT 025	679	177	102	0	69	0	0	0	6	0	26.07
0389 TROY PCT 026	1321	130	65	0	63	0	1	0	1	0	9.84
0390 TROY PCT 027	839	139	74	0	65	0	0	0	0	0	16.57
0391 TROY PCT 028	1550	321	198	1	122	0	0	0	0	0	20.71
0392 TROY PCT 029	816	106	38	0	68	0	0	0	0	0	12.99
0393 TROY PCT 030	605	141	99	0	42	0	0	0	0	0	23.31
0394 WASHINGTON PCT 001	894	208	144	2	62	0	0	0	0	0	23.27
0395 WASHINGTON PCT 002	496	130	100	0	30	0	0	0	0	1	26.21
0396 WASHINGTON PCT 003	1003	233	181	1	50	0	1	0	0	0	23.23
0397 WASHINGTON PCT 004	1161	240	177	0	63	0	0	0	0	0	20.67
0398 WESLEY PCT 001	852	198	127	0	70	0	1	0	0	0	23.24
0399 WESLEY PCT 002	634	110	67	1	42	0	0	0	0	0	17.35
0400 WHEATLAND PCT 001	879	179	143	0	36	0	0	0	0	0	20.36
0401 WHEATLAND PCT 002	700	185	140	0	44	0	1	0	0	0	26.43
0402 WHEATLAND PCT 003	730	122	89	2	30	0	1	0	0	0	16.71
0403 WHEATLAND PCT 004	1056	259	177	0	81	1	0	0	0	0	24.53
0404 WHEATLAND PCT 005	871	203	148	0	55	0	0	0	0	0	23.31
0405 WHEATLAND PCT 006	930	177	126	1	50	0	0	0	0	0	19.03
0406 WHEATLAND PCT 007	948	193	126	0	67	0	0	0	0	0	20.36
0407 WHEATLAND PCT 008	899	143	99	1	42	0	1	0	0	1	15.91
0408 WHEATLAND PCT 009	874	186	129	0	57	0	0	0	0	0	21.28
0409 WHEATLAND PCT 010	1445	254	177	0	75	0	2	0	0	0	17.58
0410 WHEATLAND PCT 011	989	182	138	0	44	0	0	0	0	0	18.40
0411 WHEATLAND PCT 012	872	163	115	1	46	1	0	0	0	0	18.69
0412 WHEATLAND PCT 013	1042	166	109	0	56	1	0	0	0	0	15.93
0413 WHEATLAND PCT 014	746	175	123	1	49	1	1	0	0	0	23.46
0414 WHEATLAND PCT 015	563	91	65	0	26	0	0	0	0	0	16.16
0415 WHEATLAND PCT 016	831	180	117	0	60	0	3	0	0	0	21.66

	TOTAL	PERCENT		TOTAL	PERCENT
01 = REGISTERED VOTERS - TOTAL	360,651		07 = BALLOTS CAST - GREEN	252	.32
02 = BALLOTS CAST - TOTAL	78,185		08 = BALLOTS CAST - FEDERAL GREEN	10	.01
03 = BALLOTS CAST - REPUBLICAN	45,589	58.31	09 = BALLOTS CAST - NONPARTISAN	1,346	1.72
04 = BALLOTS CAST - FEDERAL REPUBLICAN	96	.12	10 = BALLOTS CAST - BLANK	20	.03
05 = BALLOTS CAST - DEMOCRATIC	30,787	39.38	11 = VOTER TURNOUT - TOTAL		21.68
06 = BALLOTS CAST - FEDERAL DEMOCRAT	105	.13			

(CONTINUED FROM PREVIOUS PAGE)

	01	02	03	04	05	06	07	08	09	10	11
0416 WHEATLAND PCT 017	701	167	129	0	36	0	2	0	0	0	23.82
0417 WHEATLAND PCT 018	1853	284	197	0	86	0	1	0	0	0	15.33
0418 WHEATLAND PCT 019	1268	185	102	0	82	0	1	0	0	0	14.59
0419 WHEATLAND PCT 020	679	121	103	0	18	0	0	0	0	0	17.82
0420 WHEATLAND PCT 021	886	197	162	0	35	0	0	0	0	0	22.23
0421 WHEATLAND PCT 022	666	77	43	2	32	0	0	0	0	0	11.56
0422 WHEATLAND PCT 023	888	174	117	0	56	0	1	0	0	0	19.59
0423 WHEATLAND PCT 024	575	155	115	0	39	0	1	0	0	0	26.96
0424 WHEATLAND PCT 025	1285	188	129	0	59	0	0	0	0	0	14.63
0425 WHEATLAND PCT 026	688	143	121	1	21	0	0	0	0	0	20.78
0426 WHEATLAND PCT 027	769	159	89	0	70	0	0	0	0	0	20.68
0427 WHEATLAND PCT 028	1084	181	102	1	77	0	1	0	0	0	16.70
0428 WHEATLAND PCT 029	901	132	78	1	52	1	0	0	0	0	14.65
0429 WHEATLAND PCT 030	689	93	86	0	7	0	0	0	0	0	13.50
0430 WHEATLAND PCT 031	803	137	96	1	40	0	0	0	0	0	17.06
0431 WHEATLAND PCT 032	765	117	85	0	32	0	0	0	0	0	15.29
0432 WHEATLAND PCT 033	673	101	74	0	27	0	0	0	0	0	15.01
0433 WHEATLAND PCT 034	1719	335	220	0	115	0	0	0	0	0	19.49
0434 WHEATLAND PCT 035	1365	237	164	0	73	0	0	0	0	0	17.36
0435 WHEATLAND PCT 036	621	119	86	0	33	0	0	0	0	0	19.16
0436 WHEATLAND PCT 037	1086	125	79	2	44	0	0	0	0	0	11.51
0437 WHEATLAND PCT 038	768	181	130	0	51	0	0	0	0	0	23.57
0438 WHEATLAND PCT 039	1020	167	118	0	49	0	0	0	0	0	16.37
0439 WHEATLAND PCT 040	754	128	88	1	39	0	0	0	0	0	16.98
0440 WILL PCT 001	1041	362	314	1	44	0	3	0	0	0	34.77
0441 WILMINGTON PCT 001	423	70	36	0	34	0	0	0	0	0	16.55
0442 WILMINGTON PCT 002	597	114	63	1	50	0	0	0	0	0	19.10
0443 WILMINGTON PCT 003	1096	221	132	0	88	0	1	0	0	0	20.16
0444 WILMINGTON PCT 004	646	112	69	0	43	0	0	0	0	0	17.34
0445 WILMINGTON PCT 005	917	181	109	0	69	2	1	0	0	0	19.74
0446 WILTON PCT 001	577	196	149	1	46	0	0	0	0	1	33.97

**For City of Aurora details
 refer to that section of this book.**

	VOTES	PERCENT		VOTES	PERCENT
UNITED STATES SENATOR					
Vote for 1					
01 = Robert Marshall	1,417	4.76	04 = Alexander "Alexi" Giannoulas	14,196	47.70
02 = David Hoffman	8,855	29.75	05 = Cheryle Jackson	4,717	15.85
03 = Jacob J. Meister	523	1.76	06 = WRITE-IN	56	.19

	01	02	03	04	05	06
0001 CHANNAHON PCT 001	4	15	0	20	3	0
0002 CHANNAHON PCT 002	4	12	0	30	3	0
0003 CHANNAHON PCT 003	4	16	1	29	6	0
0004 CHANNAHON PCT 004	7	21	3	32	5	0
0005 CHANNAHON PCT 005	0	15	0	11	3	0
0006 CHANNAHON PCT 006	1	14	0	24	3	0
0007 CHANNAHON PCT 007	3	14	0	19	1	0
0008 CHANNAHON PCT 008	2	21	1	53	4	0
0009 CHANNAHON PCT 009	1	10	1	23	1	0
0010 CRETE PCT 001	6	30	1	27	12	0
0011 CRETE PCT 002	1	18	1	41	29	0
0012 CRETE PCT 003	2	10	0	27	11	0
0013 CRETE PCT 004	3	11	0	20	8	1
0014 CRETE PCT 005	2	5	0	9	6	0
0015 CRETE PCT 006	4	21	1	34	16	0
0016 CRETE PCT 007	5	35	3	50	37	1
0017 CRETE PCT 008	2	32	2	50	19	0
0018 CRETE PCT 009	5	20	1	28	3	0
0019 CRETE PCT 010	4	26	0	40	19	0
0020 CRETE PCT 011	2	16	1	15	9	0
0021 CRETE PCT 012	2	18	2	45	27	0
0022 CRETE PCT 013	2	27	0	56	24	0
0023 CRETE PCT 014	6	28	2	63	77	0
0024 CRETE PCT 015	3	28	0	57	40	1
0025 CRETE PCT 016	4	38	0	38	9	0
0026 CRETE PCT 017	1	15	0	44	39	0
0027 CUSTER PCT 001	6	28	1	38	10	1
0028 DU PAGE PCT 001	12	30	3	47	8	1
0029 DU PAGE PCT 002	3	18	1	19	0	0
0030 DU PAGE PCT 003	7	15	0	28	5	0
0031 DU PAGE PCT 004	8	16	2	41	6	0
0032 DU PAGE PCT 005	5	17	0	37	15	0
0033 DU PAGE PCT 006	2	10	0	23	13	0
0034 DU PAGE PCT 007	6	15	2	24	12	0
0035 DU PAGE PCT 008	4	13	0	34	23	1
0036 DU PAGE PCT 009	4	8	0	16	19	0
0037 DU PAGE PCT 010	2	7	0	33	18	0
0038 DU PAGE PCT 011	3	24	2	40	28	0
0039 DU PAGE PCT 012	4	24	1	34	20	0
0040 DU PAGE PCT 013	3	23	1	50	19	0
0041 DU PAGE PCT 014	3	15	2	27	17	0
0042 DU PAGE PCT 015	2	15	0	30	23	0
0043 DU PAGE PCT 016	1	12	0	37	8	0
0044 DU PAGE PCT 017	3	10	0	25	14	0
0045 DU PAGE PCT 018	4	16	0	33	24	0
0046 DU PAGE PCT 019	1	7	1	30	13	0
0047 DU PAGE PCT 020	10	34	0	42	16	0
0048 DU PAGE PCT 021	2	26	2	34	8	0
0049 DU PAGE PCT 022	2	15	3	27	3	0
0050 DU PAGE PCT 023	3	30	1	30	18	0
0051 DU PAGE PCT 024	2	17	2	40	30	0
0052 DU PAGE PCT 025	2	16	3	18	8	0

**For City of Aurora details
 refer to that section of this book.**

	VOTES	PERCENT		VOTES	PERCENT
UNITED STATES SENATOR					
Vote for 1					
01 = Robert Marshall	1,417	4.76	04 = Alexander "Alexi" Giannoulis	14,196	47.70
02 = David Hoffman	8,855	29.75	05 = Cheryle Jackson	4,717	15.85
03 = Jacob J. Meister	523	1.76	06 = WRITE-IN	56	.19

(CONTINUED FROM PREVIOUS PAGE)

	01	02	03	04	05	06
0053 DU PAGE PCT 026	2	3	1	21	21	0
0054 DU PAGE PCT 027	2	32	0	38	17	0
0055 DU PAGE PCT 028	3	16	1	30	27	0
0056 DU PAGE PCT 029	13	13	6	36	25	1
0057 DU PAGE PCT 030	1	39	0	23	5	0
0058 DU PAGE PCT 031	1	34	2	22	8	0
0059 DU PAGE PCT 032	3	38	0	21	9	0
0060 DU PAGE PCT 033	4	19	1	11	2	0
0061 DU PAGE PCT 034	0	16	1	9	2	0
0062 DU PAGE PCT 035	4	24	1	43	19	0
0063 DU PAGE PCT 036	4	30	2	27	5	0
0064 DU PAGE PCT 037	1	26	1	35	21	0
0065 DU PAGE PCT 038	0	13	0	19	27	0
0066 DU PAGE PCT 039	2	8	1	23	13	0
0067 DU PAGE PCT 040	4	39	0	52	17	0
0068 DU PAGE PCT 041	1	17	2	33	21	0
0069 DU PAGE PCT 042	1	9	0	26	15	0
0070 DU PAGE PCT 043	3	12	0	23	20	0
0071 DU PAGE PCT 044	3	53	0	47	11	0
0072 DU PAGE PCT 045	5	18	0	51	21	0
0073 DU PAGE PCT 046	4	13	0	48	19	0
0074 DU PAGE PCT 047	0	22	0	18	1	0
0075 DU PAGE PCT 048	2	28	0	50	19	0
0076 DU PAGE PCT 049	2	21	0	22	25	0
0077 DU PAGE PCT 050	2	2	0	22	13	0
0078 DU PAGE PCT 051	3	14	1	32	16	0
0079 DU PAGE PCT 052	0	27	1	11	3	0
0080 DU PAGE PCT 053	4	26	1	38	25	1
0081 DU PAGE PCT 054	4	13	0	30	18	0
0082 DU PAGE PCT 055	3	15	0	25	13	0
0083 DU PAGE PCT 056	6	21	1	38	31	1
0084 FLORENCE PCT 001	5	12	1	29	6	0
0085 FRANKFORT PCT 001	1	21	0	23	7	0
0086 FRANKFORT PCT 002	6	53	3	59	11	1
0087 FRANKFORT PCT 003	5	36	2	53	8	0
0088 FRANKFORT PCT 004	5	22	0	30	5	0
0089 FRANKFORT PCT 005	1	16	1	28	4	0
0090 FRANKFORT PCT 006	1	30	1	36	3	0
0091 FRANKFORT PCT 007	2	25	2	21	3	0
0092 FRANKFORT PCT 008	1	21	0	20	1	0
0093 FRANKFORT PCT 009	3	19	1	35	4	0
0094 FRANKFORT PCT 010	9	39	5	58	7	0
0095 FRANKFORT PCT 011	0	10	0	18	5	0
0096 FRANKFORT PCT 012	0	38	1	45	32	0
0097 FRANKFORT PCT 013	0	39	1	32	5	0
0098 FRANKFORT PCT 014	5	24	1	49	5	0
0099 FRANKFORT PCT 015	2	28	0	27	5	0
0100 FRANKFORT PCT 016	3	22	1	28	5	0
0101 FRANKFORT PCT 017	3	26	0	25	5	0
0102 FRANKFORT PCT 018	1	14	0	6	6	0
0103 FRANKFORT PCT 019	3	31	1	55	4	0
0104 FRANKFORT PCT 020	1	8	0	20	1	0
0105 FRANKFORT PCT 021	0	27	1	42	5	0

	VOTES	PERCENT		VOTES	PERCENT
UNITED STATES SENATOR					
Vote for 1					
01 = Robert Marshall	1,417	4.76	04 = Alexander "Alexi" Giannoulas	14,196	47.70
02 = David Hoffman	8,855	29.75	05 = Cheryle Jackson	4,717	15.85
03 = Jacob J. Meister	523	1.76	06 = WRITE-IN	56	.19

(CONTINUED FROM PREVIOUS PAGE)

	01	02	03	04	05	06
0106 FRANKFORT PCT 022	4	27	4	67	2	0
0107 FRANKFORT PCT 023	2	13	1	22	3	0
0108 FRANKFORT PCT 024	5	40	1	58	3	1
0109 FRANKFORT PCT 025	4	41	7	26	4	0
0110 FRANKFORT PCT 026	7	43	1	49	5	0
0111 FRANKFORT PCT 027	6	69	1	67	8	0
0112 FRANKFORT PCT 028	4	35	2	34	9	0
0113 FRANKFORT PCT 029	4	38	1	52	7	1
0114 FRANKFORT PCT 030	0	17	2	18	5	0
0115 FRANKFORT PCT 031	3	33	2	38	6	0
0116 FRANKFORT PCT 032	3	35	1	18	9	0
0117 FRANKFORT PCT 033	1	25	0	27	2	0
0118 FRANKFORT PCT 034	1	21	0	24	3	0
0119 FRANKFORT PCT 035	4	40	3	53	7	0
0120 FRANKFORT PCT 036	0	18	0	37	24	0
0121 FRANKFORT PCT 037	3	27	2	49	13	0
0122 FRANKFORT PCT 038	2	37	2	52	9	0
0123 FRANKFORT PCT 039	1	24	0	24	8	0
0124 FRANKFORT PCT 040	4	18	3	20	5	0
0125 FRANKFORT PCT 041	1	41	0	38	7	0
0126 FRANKFORT PCT 042	2	30	0	31	4	0
0127 GREEN GARDEN PCT 001	4	15	1	20	2	0
0128 GREEN GARDEN PCT 002	3	30	0	29	6	0
0129 GREEN GARDEN PCT 003	1	16	1	22	7	0
0130 HOMER PCT 001	4	15	1	37	4	1
0131 HOMER PCT 002	0	8	3	11	3	0
0132 HOMER PCT 003	2	18	0	27	1	0
0133 HOMER PCT 004	2	14	1	20	2	0
0134 HOMER PCT 005	1	17	2	26	4	1
0135 HOMER PCT 006	1	21	1	34	5	0
0136 HOMER PCT 007	2	18	0	28	4	1
0137 HOMER PCT 008	2	23	2	27	6	1
0138 HOMER PCT 009	4	22	1	25	1	0
0139 HOMER PCT 010	7	25	2	50	6	0
0140 HOMER PCT 011	8	26	2	42	1	0
0141 HOMER PCT 012	1	27	0	28	5	0
0142 HOMER PCT 013	0	36	2	28	3	0
0143 HOMER PCT 014	3	15	0	19	0	1
0144 HOMER PCT 015	8	36	1	42	4	0
0145 HOMER PCT 016	4	13	1	36	4	0
0146 HOMER PCT 017	2	21	1	23	0	0
0147 HOMER PCT 018	2	30	1	30	1	0
0148 HOMER PCT 019	3	15	1	20	1	0
0149 HOMER PCT 020	3	20	1	17	1	0
0150 HOMER PCT 021	4	18	0	19	6	0
0151 HOMER PCT 022	5	33	0	42	9	0
0152 HOMER PCT 023	4	19	2	14	7	0
0153 HOMER PCT 024	4	12	1	21	3	0
0154 HOMER PCT 025	0	14	1	28	0	0
0155 HOMER PCT 026	2	14	0	26	6	0
0156 HOMER PCT 027	2	23	0	38	3	0
0157 HOMER PCT 028	2	26	0	20	5	0
0158 JACKSON PCT 001	3	18	1	39	2	0

	VOTES	PERCENT		VOTES	PERCENT
UNITED STATES SENATOR					
Vote for 1					
01 = Robert Marshall	1,417	4.76	04 = Alexander "Alexi" Giannoulas	14,196	47.70
02 = David Hoffman	8,855	29.75	05 = Cheryle Jackson	4,717	15.85
03 = Jacob J. Meister	523	1.76	06 = WRITE-IN	56	.19

(CONTINUED FROM PREVIOUS PAGE)

	01	02	03	04	05	06
0159 JACKSON PCT 002	7	29	1	51	11	0
0160 JACKSON PCT 003	4	21	4	61	7	0
0161 JACKSON PCT 004	1	2	3	20	9	0
0162 JOLIET PCT 001	4	20	1	37	11	0
0163 JOLIET PCT 002	2	8	0	30	3	0
0164 JOLIET PCT 003	1	15	0	17	2	0
0165 JOLIET PCT 004	1	18	1	26	2	0
0166 JOLIET PCT 005	5	19	1	24	6	1
0167 JOLIET PCT 006	5	7	1	22	14	0
0168 JOLIET PCT 007	1	14	0	23	5	0
0169 JOLIET PCT 008	8	11	0	15	11	0
0170 JOLIET PCT 009	1	11	3	32	4	1
0171 JOLIET PCT 010	5	8	0	13	13	0
0172 JOLIET PCT 011	8	12	4	28	6	0
0173 JOLIET PCT 012	2	37	3	45	11	0
0174 JOLIET PCT 013	0	30	1	43	5	0
0175 JOLIET PCT 014	2	27	6	32	7	0
0176 JOLIET PCT 015	5	13	2	19	6	0
0177 JOLIET PCT 016	5	10	0	29	10	0
0178 JOLIET PCT 017	3	19	1	30	4	0
0179 JOLIET PCT 018	3	5	1	10	6	0
0180 JOLIET PCT 019	5	12	0	23	2	0
0181 JOLIET PCT 020	2	15	0	27	4	0
0182 JOLIET PCT 021	4	8	1	31	43	1
0183 JOLIET PCT 022	2	28	1	33	5	0
0184 JOLIET PCT 023	5	35	0	48	10	0
0185 JOLIET PCT 024	6	9	2	25	34	0
0186 JOLIET PCT 025	5	7	3	21	18	0
0187 JOLIET PCT 026	5	22	4	47	8	1
0188 JOLIET PCT 027	5	21	1	32	9	0
0189 JOLIET PCT 028	3	20	0	25	11	0
0190 JOLIET PCT 029	3	25	1	42	6	0
0191 JOLIET PCT 030	4	9	1	19	9	1
0192 JOLIET PCT 031	2	19	0	34	7	0
0193 JOLIET PCT 032	1	19	0	43	10	0
0194 JOLIET PCT 033	4	11	1	24	5	0
0195 JOLIET PCT 034	6	3	1	16	8	0
0196 JOLIET PCT 035	2	9	1	19	8	0
0197 JOLIET PCT 036	3	16	1	20	5	0
0198 JOLIET PCT 037	7	16	1	27	44	0
0199 JOLIET PCT 038	5	10	0	26	47	0
0200 JOLIET PCT 039	5	18	2	57	34	0
0201 JOLIET PCT 040	6	13	5	40	35	1
0202 JOLIET PCT 041	12	11	3	34	31	0
0203 JOLIET PCT 042	5	13	1	43	31	0
0204 JOLIET PCT 043	8	14	6	28	45	0
0205 JOLIET PCT 044	4	17	3	41	26	0
0206 JOLIET PCT 045	1	6	0	11	21	1
0207 JOLIET PCT 046	2	2	2	6	17	0
0208 JOLIET PCT 047	7	10	1	28	32	0
0209 JOLIET PCT 048	3	12	2	23	24	0
0210 JOLIET PCT 049	4	8	3	28	13	0
0211 JOLIET PCT 050	7	14	2	29	50	1

UNITED STATES SENATOR

VOTES PERCENT

VOTES PERCENT

Vote for 1

01 = Robert Marshall

02 = David Hoffman

03 = Jacob J. Meister

1,417 4.76

8,855 29.75

523 1.76

04 = Alexander "Alexi" Giannoulas

05 = Cheryle Jackson

06 = WRITE-IN

14,196 47.70

4,717 15.85

56 .19

(CONTINUED FROM PREVIOUS PAGE)

	01	02	03	04	05	06
0212 JOLIET PCT 051	1	11	0	34	8	0
0213 JOLIET PCT 052	4	7	0	22	24	0
0214 JOLIET PCT 053	5	13	1	22	8	0
0215 JOLIET PCT 054	5	8	0	28	11	0
0216 JOLIET PCT 055	4	5	0	16	2	0
0217 JOLIET PCT 056	6	13	2	41	35	0
0218 JOLIET PCT 057	3	8	3	22	26	0
0219 JOLIET PCT 058	4	3	0	11	8	1
0220 JOLIET PCT 059	7	20	1	31	9	0
0221 JOLIET PCT 060	1	10	0	16	10	0
0222 JOLIET PCT 061	4	7	3	21	8	0
0223 JOLIET PCT 062	2	5	3	16	20	0
0224 JOLIET PCT 063	1	4	1	15	3	0
0225 JOLIET PCT 064	6	17	4	22	22	0
0226 LOCKPORT PCT 001	4	20	1	35	6	0
0227 LOCKPORT PCT 002	3	17	3	33	5	0
0228 LOCKPORT PCT 003	6	26	5	45	5	1
0229 LOCKPORT PCT 004	3	19	1	44	8	1
0230 LOCKPORT PCT 005	4	9	1	17	13	0
0231 LOCKPORT PCT 006	6	13	2	27	40	0
0232 LOCKPORT PCT 007	5	9	3	28	42	1
0233 LOCKPORT PCT 008	8	31	3	45	12	1
0234 LOCKPORT PCT 009	8	56	4	80	13	0
0235 LOCKPORT PCT 010	0	16	3	63	6	0
0236 LOCKPORT PCT 011	5	15	0	30	4	0
0237 LOCKPORT PCT 012	5	25	4	44	12	0
0238 LOCKPORT PCT 013	6	17	0	33	5	0
0239 LOCKPORT PCT 014	4	24	3	47	6	0
0240 LOCKPORT PCT 015	4	20	1	52	9	1
0241 LOCKPORT PCT 016	5	14	3	41	1	0
0242 LOCKPORT PCT 017	5	22	1	32	5	0
0243 LOCKPORT PCT 018	3	27	2	27	5	0
0244 LOCKPORT PCT 019	3	24	2	62	16	0
0245 LOCKPORT PCT 020	4	26	4	49	20	0
0246 LOCKPORT PCT 021	2	20	2	42	13	0
0247 LOCKPORT PCT 022	5	32	1	55	6	0
0248 LOCKPORT PCT 023	9	25	4	46	11	0
0249 LOCKPORT PCT 024	7	22	2	28	5	0
0250 LOCKPORT PCT 025	7	25	1	58	10	0
0251 LOCKPORT PCT 026	3	17	3	35	6	0
0252 LOCKPORT PCT 027	5	42	5	52	9	0
0253 LOCKPORT PCT 028	3	29	0	48	10	0
0254 LOCKPORT PCT 029	3	16	0	30	12	1
0255 LOCKPORT PCT 030	14	73	4	86	17	0
0256 LOCKPORT PCT 031	9	23	2	45	26	0
0257 LOCKPORT PCT 032	6	18	0	34	21	0
0258 LOCKPORT PCT 033	4	27	1	50	12	0
0259 LOCKPORT PCT 034	3	28	0	33	5	0
0260 LOCKPORT PCT 035	12	112	1	122	23	0
0261 LOCKPORT PCT 036	16	114	6	178	30	0
0262 LOCKPORT PCT 037	6	12	3	44	19	1
0263 MANHATTAN PCT 001	5	26	1	35	3	0
0264 MANHATTAN PCT 002	3	43	1	76	6	0

	VOTES	PERCENT		VOTES	PERCENT
UNITED STATES SENATOR					
Vote for 1					
01 = Robert Marshall	1,417	4.76	04 = Alexander "Alexi" Giannoulas	14,196	47.70
02 = David Hoffman	8,855	29.75	05 = Cheryle Jackson	4,717	15.85
03 = Jacob J. Meister	523	1.76	06 = WRITE-IN	56	.19

(CONTINUED FROM PREVIOUS PAGE)

	01	02	03	04	05	06
0265 MANHATTAN PCT 003	2	20	2	44	8	0
0266 MANHATTAN PCT 004	4	25	1	35	3	1
0267 MANHATTAN PCT 005	3	37	2	72	10	0
0268 MONEE PCT 001	0	7	0	27	9	0
0269 MONEE PCT 002	3	23	0	36	27	0
0270 MONEE PCT 003	2	14	1	12	11	1
0271 MONEE PCT 004	2	21	0	46	30	0
0272 MONEE PCT 005	5	20	2	49	76	0
0273 MONEE PCT 006	4	5	1	40	41	0
0274 MONEE PCT 007	5	8	0	27	44	0
0275 MONEE PCT 008	4	10	1	52	70	0
0276 MONEE PCT 009	3	23	0	37	35	2
0277 MONEE PCT 010	3	32	0	39	12	0
0278 MONEE PCT 011	2	7	0	60	66	0
0279 MONEE PCT 012	2	10	1	32	15	0
0280 NEW LENOX PCT 001	3	9	2	18	4	0
0281 NEW LENOX PCT 002	3	24	2	32	7	0
0282 NEW LENOX PCT 003	4	28	3	38	5	1
0283 NEW LENOX PCT 004	2	27	1	28	3	0
0284 NEW LENOX PCT 005	7	26	2	62	9	0
0285 NEW LENOX PCT 006	1	18	1	25	2	0
0286 NEW LENOX PCT 007	5	31	1	56	6	1
0287 NEW LENOX PCT 008	2	16	3	19	4	0
0288 NEW LENOX PCT 009	2	17	1	33	3	0
0289 NEW LENOX PCT 010	4	14	1	22	1	0
0290 NEW LENOX PCT 011	1	23	3	33	0	0
0291 NEW LENOX PCT 012	0	34	0	50	5	1
0292 NEW LENOX PCT 013	3	22	0	47	6	0
0293 NEW LENOX PCT 014	2	17	2	23	2	1
0294 NEW LENOX PCT 015	2	13	0	22	6	0
0295 NEW LENOX PCT 016	2	18	2	24	4	0
0296 NEW LENOX PCT 017	3	16	2	34	4	0
0297 NEW LENOX PCT 018	3	12	0	21	4	0
0298 NEW LENOX PCT 019	3	20	0	18	2	0
0299 NEW LENOX PCT 020	1	20	5	35	5	0
0300 NEW LENOX PCT 021	3	9	0	21	6	0
0301 NEW LENOX PCT 022	2	26	0	43	4	0
0302 NEW LENOX PCT 023	1	26	1	19	2	0
0303 NEW LENOX PCT 024	1	40	1	59	5	0
0304 NEW LENOX PCT 025	1	16	0	29	0	0
0305 NEW LENOX PCT 026	1	20	2	25	2	0
0306 NEW LENOX PCT 027	2	13	2	29	2	1
0307 NEW LENOX PCT 028	0	19	0	16	3	0
0308 NEW LENOX PCT 029	0	12	4	25	1	0
0309 NEW LENOX PCT 030	2	14	0	22	1	0
0310 PEOTONE PCT 001	0	18	1	32	3	1
0311 PEOTONE PCT 002	2	16	0	35	5	0
0312 PEOTONE PCT 003	0	16	0	11	1	0
0313 PLAINFIELD PCT 001	2	16	0	17	10	0
0314 PLAINFIELD PCT 002	2	4	3	21	1	0
0315 PLAINFIELD PCT 003	2	12	0	13	5	0
0316 PLAINFIELD PCT 004	4	20	0	35	13	1
0317 PLAINFIELD PCT 005	4	31	7	63	12	0

UNITED STATES SENATOR

VOTES PERCENT

VOTES PERCENT

Vote for 1

01 = Robert Marshall

02 = David Hoffman

03 = Jacob J. Meister

1,417 4.76

8,855 29.75

523 1.76

04 = Alexander "Alexi" Giannoulas

05 = Cheryle Jackson

06 = WRITE-IN

14,196 47.70

4,717 15.85

56 .19

(CONTINUED FROM PREVIOUS PAGE)

	01	02	03	04	05	06
0318 PLAINFIELD PCT 006	2	14	0	32	7	0
0319 PLAINFIELD PCT 007	1	24	1	28	5	0
0320 PLAINFIELD PCT 008	6	27	1	36	6	1
0321 PLAINFIELD PCT 009	4	24	1	38	4	0
0322 PLAINFIELD PCT 010	1	8	1	25	3	1
0323 PLAINFIELD PCT 011	2	7	0	20	2	0
0324 PLAINFIELD PCT 012	4	19	2	40	4	1
0325 PLAINFIELD PCT 013	3	7	0	16	3	0
0326 PLAINFIELD PCT 014	5	18	1	35	7	0
0327 PLAINFIELD PCT 015	1	13	0	33	3	0
0328 PLAINFIELD PCT 016	2	19	0	24	9	0
0329 PLAINFIELD PCT 017	2	22	1	26	10	0
0330 PLAINFIELD PCT 018	2	6	0	12	5	0
0331 PLAINFIELD PCT 019	2	29	2	48	7	0
0332 PLAINFIELD PCT 020	2	8	0	10	7	0
0333 PLAINFIELD PCT 021	5	8	2	25	5	0
0334 PLAINFIELD PCT 022	0	20	2	24	10	0
0335 PLAINFIELD PCT 023	2	7	1	21	6	0
0336 PLAINFIELD PCT 024	0	13	0	19	4	0
0337 PLAINFIELD PCT 025	0	10	2	20	3	0
0338 PLAINFIELD PCT 026	7	21	0	40	8	0
0339 PLAINFIELD PCT 027	1	18	0	44	9	0
0340 PLAINFIELD PCT 028	5	20	0	21	11	0
0341 PLAINFIELD PCT 029	1	5	0	14	12	0
0342 PLAINFIELD PCT 030	1	12	0	14	9	0
0343 PLAINFIELD PCT 031	1	13	2	27	2	0
0344 PLAINFIELD PCT 032	6	30	0	37	10	0
0345 PLAINFIELD PCT 033	3	15	0	44	7	0
0346 PLAINFIELD PCT 034	1	8	0	23	3	0
0347 PLAINFIELD PCT 035	5	28	3	57	19	0
0348 PLAINFIELD PCT 036	7	29	2	41	10	1
0349 PLAINFIELD PCT 037	4	17	1	23	10	0
0350 PLAINFIELD PCT 038	1	17	0	22	3	0
0351 PLAINFIELD PCT 039	2	16	1	13	3	1
0352 PLAINFIELD PCT 040	5	12	0	37	3	0
0353 PLAINFIELD PCT 041	4	21	3	39	8	0
0354 PLAINFIELD PCT 042	2	7	0	25	5	1
0355 PLAINFIELD PCT 043	3	15	1	27	16	0
0356 PLAINFIELD PCT 044	6	23	0	39	15	0
0357 PLAINFIELD PCT 045	7	25	2	55	16	0
0358 PLAINFIELD PCT 046	5	18	1	31	5	0
0359 REED PCT 001	7	22	1	39	10	0
0360 REED PCT 002	1	11	2	29	2	0
0361 REED PCT 003	2	13	1	13	3	0
0362 REED PCT 004	4	21	1	26	5	0
0363 REED PCT 005	4	23	1	39	3	0
0364 TROY PCT 001	1	20	1	23	3	0
0365 TROY PCT 002	3	25	2	50	10	0
0366 TROY PCT 003	2	12	0	37	12	0
0367 TROY PCT 004	3	17	0	21	9	0
0368 TROY PCT 005	1	5	1	23	1	0
0369 TROY PCT 006	3	11	5	18	4	0
0370 TROY PCT 007	5	15	2	50	7	0

	VOTES	PERCENT		VOTES	PERCENT
UNITED STATES SENATOR					
Vote for 1					
01 = Robert Marshall	1,417	4.76	04 = Alexander "Alexi" Giannoulis	14,196	47.70
02 = David Hoffman	8,855	29.75	05 = Cheryle Jackson	4,717	15.85
03 = Jacob J. Meister	523	1.76	06 = WRITE-IN	56	.19

(CONTINUED FROM PREVIOUS PAGE)

	01	02	03	04	05	06
0371 TROY PCT 008	5	37	1	60	14	0
0372 TROY PCT 009	1	15	1	34	5	0
0373 TROY PCT 010	4	20	0	31	11	0
0374 TROY PCT 011	7	56	4	91	9	0
0375 TROY PCT 012	2	12	0	39	10	0
0376 TROY PCT 013	3	15	2	25	8	0
0377 TROY PCT 014	1	11	0	22	5	0
0378 TROY PCT 015	1	13	0	38	5	0
0379 TROY PCT 016	1	21	1	31	6	0
0380 TROY PCT 017	2	17	3	30	7	0
0381 TROY PCT 018	7	23	0	44	10	0
0382 TROY PCT 019	3	22	0	31	9	0
0383 TROY PCT 020	6	33	2	48	14	0
0384 TROY PCT 021	5	13	1	32	11	0
0385 TROY PCT 022	2	8	5	23	3	0
0386 TROY PCT 023	2	9	1	21	12	0
0387 TROY PCT 024	5	18	0	31	12	0
0388 TROY PCT 025	4	25	2	26	8	0
0389 TROY PCT 026	1	10	1	30	21	0
0390 TROY PCT 027	5	10	3	38	7	0
0391 TROY PCT 028	2	37	0	54	25	0
0392 TROY PCT 029	1	8	1	32	23	0
0393 TROY PCT 030	4	9	3	21	2	0
0394 WASHINGTON PCT 001	3	20	3	22	8	1
0395 WASHINGTON PCT 002	2	11	1	9	4	0
0396 WASHINGTON PCT 003	3	15	2	28	0	0
0397 WASHINGTON PCT 004	1	19	0	34	7	0
0398 WESLEY PCT 001	3	22	2	33	5	0
0399 WESLEY PCT 002	3	16	2	19	1	0
0400 WHEATLAND PCT 001	3	13	0	17	3	0
0401 WHEATLAND PCT 002	3	23	0	17	1	0
0402 WHEATLAND PCT 003	1	14	0	9	4	0
0403 WHEATLAND PCT 004	3	38	0	34	4	0
0404 WHEATLAND PCT 005	1	36	0	16	2	0
0405 WHEATLAND PCT 006	2	24	0	21	2	0
0406 WHEATLAND PCT 007	2	23	0	29	10	0
0407 WHEATLAND PCT 008	2	17	0	16	5	0
0408 WHEATLAND PCT 009	0	30	1	21	2	0
0409 WHEATLAND PCT 010	1	31	1	26	14	0
0410 WHEATLAND PCT 011	0	20	1	11	11	0
0411 WHEATLAND PCT 012	0	20	1	15	11	0
0412 WHEATLAND PCT 013	1	19	0	21	12	1
0413 WHEATLAND PCT 014	5	22	1	16	6	0
0414 WHEATLAND PCT 015	1	7	0	12	3	0
0415 WHEATLAND PCT 016	0	26	1	24	6	0
0416 WHEATLAND PCT 017	0	18	1	13	4	0
0417 WHEATLAND PCT 018	5	28	2	41	10	0
0418 WHEATLAND PCT 019	1	27	2	35	11	0
0419 WHEATLAND PCT 020	0	7	0	8	2	0
0420 WHEATLAND PCT 021	1	11	0	13	10	0
0421 WHEATLAND PCT 022	2	3	0	15	11	0
0422 WHEATLAND PCT 023	0	26	0	22	7	1
0423 WHEATLAND PCT 024	2	14	1	18	2	1

	VOTES	PERCENT		VOTES	PERCENT
UNITED STATES SENATOR					
Vote for 1					
01 = Robert Marshall	1,417	4.76	04 = Alexander "Alexi" Giannoulis	14,196	47.70
02 = David Hoffman	8,855	29.75	05 = Cheryle Jackson	4,717	15.85
03 = Jacob J. Meister	523	1.76	06 = WRITE-IN	56	.19

(CONTINUED FROM PREVIOUS PAGE)

	01	02	03	04	05	06
0424 WHEATLAND PCT 025	3	22	1	23	8	0
0425 WHEATLAND PCT 026	0	7	0	8	5	0
0426 WHEATLAND PCT 027	2	18	0	31	18	0
0427 WHEATLAND PCT 028	3	25	2	40	7	0
0428 WHEATLAND PCT 029	2	17	0	23	11	0
0429 WHEATLAND PCT 030	0	1	0	5	1	0
0430 WHEATLAND PCT 031	2	18	1	15	3	0
0431 WHEATLAND PCT 032	0	14	1	5	12	0
0432 WHEATLAND PCT 033	1	8	0	12	5	0
0433 WHEATLAND PCT 034	1	37	1	40	35	0
0434 WHEATLAND PCT 035	2	21	0	39	10	1
0435 WHEATLAND PCT 036	3	7	1	21	0	0
0436 WHEATLAND PCT 037	2	12	0	18	10	0
0437 WHEATLAND PCT 038	1	23	1	22	4	0
0438 WHEATLAND PCT 039	2	18	0	23	4	1
0439 WHEATLAND PCT 040	0	8	0	20	10	0
0440 WILL PCT 001	1	16	1	24	1	0
0441 WILMINGTON PCT 001	5	6	1	19	2	0
0442 WILMINGTON PCT 002	1	21	0	26	1	0
0443 WILMINGTON PCT 003	3	17	3	51	11	0
0444 WILMINGTON PCT 004	3	15	3	16	5	0
0445 WILMINGTON PCT 005	2	17	1	40	6	0
0446 WILTON PCT 001	4	20	2	10	6	0



Nancy Schultz Voots

W I L L C O U N T Y C L E R K



Democratic Party

**STATE OF
ILLINOIS
SUMMARY**

	VOTES	PERCENT		VOTES	PERCENT
GOVERNOR					
Vote for 1					
01 = Pat Quinn	13,419	44.62			
02 = Daniel W. Hynes	16,444	54.68	03 = WRITE-IN	209	.69

	01	02	03
0001 CHANNAHON PCT 001	16	29	0
0002 CHANNAHON PCT 002	24	27	0
0003 CHANNAHON PCT 003	26	31	0
0004 CHANNAHON PCT 004	20	49	0
0005 CHANNAHON PCT 005	11	20	0
0006 CHANNAHON PCT 006	18	25	0
0007 CHANNAHON PCT 007	11	26	0
0008 CHANNAHON PCT 008	31	51	0
0009 CHANNAHON PCT 009	10	27	1
0010 CRETE PCT 001	44	31	0
0011 CRETE PCT 002	55	33	2
0012 CRETE PCT 003	24	27	0
0013 CRETE PCT 004	14	29	0
0014 CRETE PCT 005	11	11	0
0015 CRETE PCT 006	36	40	0
0016 CRETE PCT 007	72	54	2
0017 CRETE PCT 008	46	56	1
0018 CRETE PCT 009	20	33	0
0019 CRETE PCT 010	43	47	1
0020 CRETE PCT 011	20	24	1
0021 CRETE PCT 012	49	43	0
0022 CRETE PCT 013	59	50	1
0023 CRETE PCT 014	94	83	0
0024 CRETE PCT 015	78	54	0
0025 CRETE PCT 016	39	52	1
0026 CRETE PCT 017	57	38	2
0027 CUSTER PCT 001	36	47	0
0028 DU PAGE PCT 001	42	54	1
0029 DU PAGE PCT 002	16	26	0
0030 DU PAGE PCT 003	28	28	0
0031 DU PAGE PCT 004	29	43	0
0032 DU PAGE PCT 005	26	46	1
0033 DU PAGE PCT 006	25	25	0
0034 DU PAGE PCT 007	24	32	0
0035 DU PAGE PCT 008	32	41	1
0036 DU PAGE PCT 009	25	22	0
0037 DU PAGE PCT 010	36	26	0
0038 DU PAGE PCT 011	44	53	0
0039 DU PAGE PCT 012	41	41	0
0040 DU PAGE PCT 013	51	41	0
0041 DU PAGE PCT 014	33	30	1
0042 DU PAGE PCT 015	36	34	0
0043 DU PAGE PCT 016	26	28	0
0044 DU PAGE PCT 017	23	30	0
0045 DU PAGE PCT 018	39	37	0
0046 DU PAGE PCT 019	20	31	0
0047 DU PAGE PCT 020	56	45	2
0048 DU PAGE PCT 021	33	41	1
0049 DU PAGE PCT 022	18	32	0
0050 DU PAGE PCT 023	45	36	0
0051 DU PAGE PCT 024	48	42	0
0052 DU PAGE PCT 025	16	30	1
0053 DU PAGE PCT 026	25	22	0
0054 DU PAGE PCT 027	50	38	0

**For City of Aurora details
 refer to that section of this book.**

	VOTES	PERCENT		VOTES	PERCENT
GOVERNOR					
Vote for 1					
01 = Pat Quinn	13,419	44.62			
02 = Daniel W. Hynes	16,444	54.68	03 = WRITE-IN	209	.69

(CONTINUED FROM PREVIOUS PAGE)

	01	02	03
0055 DU PAGE PCT 028	46	29	0
0056 DU PAGE PCT 029	49	46	0
0057 DU PAGE PCT 030	36	32	1
0058 DU PAGE PCT 031	29	37	1
0059 DU PAGE PCT 032	36	33	0
0060 DU PAGE PCT 033	17	19	1
0061 DU PAGE PCT 034	9	18	1
0062 DU PAGE PCT 035	36	55	0
0063 DU PAGE PCT 036	25	42	0
0064 DU PAGE PCT 037	45	38	1
0065 DU PAGE PCT 038	29	30	0
0066 DU PAGE PCT 039	20	26	0
0067 DU PAGE PCT 040	53	62	0
0068 DU PAGE PCT 041	37	36	1
0069 DU PAGE PCT 042	19	31	0
0070 DU PAGE PCT 043	30	30	0
0071 DU PAGE PCT 044	74	42	0
0072 DU PAGE PCT 045	48	48	2
0073 DU PAGE PCT 046	31	55	0
0074 DU PAGE PCT 047	20	22	0
0075 DU PAGE PCT 048	45	57	1
0076 DU PAGE PCT 049	31	36	0
0077 DU PAGE PCT 050	24	15	0
0078 DU PAGE PCT 051	33	32	0
0079 DU PAGE PCT 052	20	22	0
0080 DU PAGE PCT 053	46	51	0
0081 DU PAGE PCT 054	28	36	0
0082 DU PAGE PCT 055	25	32	0
0083 DU PAGE PCT 056	42	54	1
0084 FLORENCE PCT 001	26	33	0
0085 FRANKFORT PCT 001	33	23	1
0086 FRANKFORT PCT 002	57	80	2
0087 FRANKFORT PCT 003	49	58	1
0088 FRANKFORT PCT 004	29	38	0
0089 FRANKFORT PCT 005	27	25	0
0090 FRANKFORT PCT 006	29	36	3
0091 FRANKFORT PCT 007	26	27	0
0092 FRANKFORT PCT 008	19	24	0
0093 FRANKFORT PCT 009	19	42	1
0094 FRANKFORT PCT 010	56	69	1
0095 FRANKFORT PCT 011	10	25	0
0096 FRANKFORT PCT 012	50	67	0
0097 FRANKFORT PCT 013	41	33	0
0098 FRANKFORT PCT 014	30	56	0
0099 FRANKFORT PCT 015	29	32	0
0100 FRANKFORT PCT 016	31	28	2
0101 FRANKFORT PCT 017	20	32	1
0102 FRANKFORT PCT 018	16	12	0
0103 FRANKFORT PCT 019	41	60	1
0104 FRANKFORT PCT 020	17	13	0
0105 FRANKFORT PCT 021	36	39	0
0106 FRANKFORT PCT 022	49	58	1
0107 FRANKFORT PCT 023	18	25	0
0108 FRANKFORT PCT 024	39	72	0

ABSTRACT OF VOTES

WILL COUNTY, ILLINOIS
 GENERAL PRIMARY ELECTION
 FEBRUARY 2, 2010
 DEMOCRATIC

OFFICIAL RESULTS

REPORT-EL52

PAGE 0012

	VOTES	PERCENT		VOTES	PERCENT
GOVERNOR					
Vote for 1					
01 = Pat Quinn	13,419	44.62			
02 = Daniel W. Hynes	16,444	54.68	03 = WRITE-IN	209	.69

(CONTINUED FROM PREVIOUS PAGE)

	01	02	03
0109 FRANKFORT PCT 025	44	38	0
0110 FRANKFORT PCT 026	51	58	0
0111 FRANKFORT PCT 027	52	105	0
0112 FRANKFORT PCT 028	32	53	1
0113 FRANKFORT PCT 029	43	64	1
0114 FRANKFORT PCT 030	16	25	1
0115 FRANKFORT PCT 031	35	49	2
0116 FRANKFORT PCT 032	27	38	1
0117 FRANKFORT PCT 033	19	36	1
0118 FRANKFORT PCT 034	22	28	1
0119 FRANKFORT PCT 035	35	73	0
0120 FRANKFORT PCT 036	50	30	0
0121 FRANKFORT PCT 037	47	49	1
0122 FRANKFORT PCT 038	46	60	0
0123 FRANKFORT PCT 039	22	34	1
0124 FRANKFORT PCT 040	31	21	0
0125 FRANKFORT PCT 041	35	51	1
0126 FRANKFORT PCT 042	26	43	2
0127 GREEN GARDEN PCT 001	15	27	0
0128 GREEN GARDEN PCT 002	30	38	0
0129 GREEN GARDEN PCT 003	20	26	0
0130 HOMER PCT 001	18	42	0
0131 HOMER PCT 002	6	18	0
0132 HOMER PCT 003	28	23	0
0133 HOMER PCT 004	21	18	0
0134 HOMER PCT 005	20	30	0
0135 HOMER PCT 006	28	36	1
0136 HOMER PCT 007	32	20	2
0137 HOMER PCT 008	18	40	3
0138 HOMER PCT 009	25	28	0
0139 HOMER PCT 010	46	42	3
0140 HOMER PCT 011	36	45	0
0141 HOMER PCT 012	30	30	0
0142 HOMER PCT 013	31	38	0
0143 HOMER PCT 014	11	27	0
0144 HOMER PCT 015	50	38	1
0145 HOMER PCT 016	27	32	0
0146 HOMER PCT 017	24	23	0
0147 HOMER PCT 018	33	31	0
0148 HOMER PCT 019	29	17	0
0149 HOMER PCT 020	18	23	1
0150 HOMER PCT 021	26	20	2
0151 HOMER PCT 022	26	61	1
0152 HOMER PCT 023	24	18	2
0153 HOMER PCT 024	10	30	1
0154 HOMER PCT 025	12	33	0
0155 HOMER PCT 026	20	26	0
0156 HOMER PCT 027	29	38	0
0157 HOMER PCT 028	22	28	1
0158 JACKSON PCT 001	27	38	0
0159 JACKSON PCT 002	33	70	0
0160 JACKSON PCT 003	41	60	0
0161 JACKSON PCT 004	11	24	1
0162 JOLIET PCT 001	35	38	0

VOTES PERCENT

VOTES PERCENT

GOVERNOR

Vote for 1

01 = Pat Quinn

13,419 44.62

02 = Daniel W. Hynes

16,444 54.68

03 = WRITE-IN

209 .69

(CONTINUED FROM PREVIOUS PAGE)

	01	02	03
0163 JOLIET PCT 002	18	25	0
0164 JOLIET PCT 003	14	23	0
0165 JOLIET PCT 004	27	22	0
0166 JOLIET PCT 005	26	28	1
0167 JOLIET PCT 006	17	32	0
0168 JOLIET PCT 007	22	18	0
0169 JOLIET PCT 008	24	22	0
0170 JOLIET PCT 009	24	28	0
0171 JOLIET PCT 010	17	23	0
0172 JOLIET PCT 011	17	39	0
0173 JOLIET PCT 012	43	58	0
0174 JOLIET PCT 013	31	49	0
0175 JOLIET PCT 014	46	29	2
0176 JOLIET PCT 015	22	24	0
0177 JOLIET PCT 016	24	29	0
0178 JOLIET PCT 017	33	24	0
0179 JOLIET PCT 018	14	10	0
0180 JOLIET PCT 019	23	18	0
0181 JOLIET PCT 020	19	31	0
0182 JOLIET PCT 021	34	56	0
0183 JOLIET PCT 022	29	39	0
0184 JOLIET PCT 023	48	46	1
0185 JOLIET PCT 024	39	40	0
0186 JOLIET PCT 025	17	34	0
0187 JOLIET PCT 026	45	38	2
0188 JOLIET PCT 027	31	37	1
0189 JOLIET PCT 028	30	31	0
0190 JOLIET PCT 029	40	36	0
0191 JOLIET PCT 030	13	29	2
0192 JOLIET PCT 031	32	31	0
0193 JOLIET PCT 032	34	39	0
0194 JOLIET PCT 033	16	27	1
0195 JOLIET PCT 034	8	26	0
0196 JOLIET PCT 035	17	23	0
0197 JOLIET PCT 036	18	27	0
0198 JOLIET PCT 037	37	57	0
0199 JOLIET PCT 038	39	46	1
0200 JOLIET PCT 039	42	75	0
0201 JOLIET PCT 040	42	55	1
0202 JOLIET PCT 041	43	49	0
0203 JOLIET PCT 042	51	45	2
0204 JOLIET PCT 043	46	53	2
0205 JOLIET PCT 044	37	54	0
0206 JOLIET PCT 045	12	27	2
0207 JOLIET PCT 046	14	16	0
0208 JOLIET PCT 047	39	39	1
0209 JOLIET PCT 048	29	34	0
0210 JOLIET PCT 049	33	24	0
0211 JOLIET PCT 050	49	57	0
0212 JOLIET PCT 051	31	24	0
0213 JOLIET PCT 052	21	36	0
0214 JOLIET PCT 053	16	35	0
0215 JOLIET PCT 054	27	25	0
0216 JOLIET PCT 055	15	11	0

ABSTRACT OF VOTES

WILL COUNTY, ILLINOIS
 GENERAL PRIMARY ELECTION
 FEBRUARY 2, 2010
 DEMOCRATIC

OFFICIAL RESULTS

REPORT-EL52

PAGE 0014

	VOTES	PERCENT		VOTES	PERCENT
GOVERNOR					
Vote for 1					
01 = Pat Quinn	13,419	44.62			
02 = Daniel W. Hynes	16,444	54.68	03 = WRITE-IN	209	.69

(CONTINUED FROM PREVIOUS PAGE)

	01	02	03
0217 JOLIET PCT 056	48	49	0
0218 JOLIET PCT 057	31	29	0
0219 JOLIET PCT 058	15	11	1
0220 JOLIET PCT 059	30	41	0
0221 JOLIET PCT 060	21	18	0
0222 JOLIET PCT 061	20	23	0
0223 JOLIET PCT 062	16	34	0
0224 JOLIET PCT 063	9	14	0
0225 JOLIET PCT 064	29	46	0
0226 LOCKPORT PCT 001	35	40	0
0227 LOCKPORT PCT 002	33	30	0
0228 LOCKPORT PCT 003	31	57	1
0229 LOCKPORT PCT 004	43	35	1
0230 LOCKPORT PCT 005	18	26	0
0231 LOCKPORT PCT 006	35	49	3
0232 LOCKPORT PCT 007	49	39	0
0233 LOCKPORT PCT 008	27	77	2
0234 LOCKPORT PCT 009	82	81	0
0235 LOCKPORT PCT 010	23	64	3
0236 LOCKPORT PCT 011	18	36	0
0237 LOCKPORT PCT 012	40	51	0
0238 LOCKPORT PCT 013	28	32	0
0239 LOCKPORT PCT 014	29	54	3
0240 LOCKPORT PCT 015	38	55	0
0241 LOCKPORT PCT 016	27	42	0
0242 LOCKPORT PCT 017	31	38	0
0243 LOCKPORT PCT 018	25	37	1
0244 LOCKPORT PCT 019	47	61	3
0245 LOCKPORT PCT 020	47	59	2
0246 LOCKPORT PCT 021	17	66	0
0247 LOCKPORT PCT 022	53	49	2
0248 LOCKPORT PCT 023	41	51	1
0249 LOCKPORT PCT 024	30	35	0
0250 LOCKPORT PCT 025	30	71	1
0251 LOCKPORT PCT 026	27	37	1
0252 LOCKPORT PCT 027	75	40	0
0253 LOCKPORT PCT 028	39	52	0
0254 LOCKPORT PCT 029	31	34	1
0255 LOCKPORT PCT 030	118	76	0
0256 LOCKPORT PCT 031	37	69	1
0257 LOCKPORT PCT 032	39	40	0
0258 LOCKPORT PCT 033	39	54	0
0259 LOCKPORT PCT 034	33	39	1
0260 LOCKPORT PCT 035	143	126	1
0261 LOCKPORT PCT 036	182	163	3
0262 LOCKPORT PCT 037	39	46	0
0263 MANHATTAN PCT 001	32	43	0
0264 MANHATTAN PCT 002	46	85	1
0265 MANHATTAN PCT 003	33	44	2
0266 MANHATTAN PCT 004	31	43	1
0267 MANHATTAN PCT 005	49	79	1
0268 MONEE PCT 001	20	22	2
0269 MONEE PCT 002	53	36	2
0270 MONEE PCT 003	13	27	1

ABSTRACT OF VOTES

WILL COUNTY, ILLINOIS
 GENERAL PRIMARY ELECTION
 FEBRUARY 2, 2010
 DEMOCRATIC

OFFICIAL RESULTS

REPORT-EL52

PAGE 0015

	VOTES	PERCENT		VOTES	PERCENT
GOVERNOR					
Vote for 1					
01 = Pat Quinn	13,419	44.62			
02 = Daniel W. Hynes	16,444	54.68	03 = WRITE-IN	209	.69

(CONTINUED FROM PREVIOUS PAGE)

	01	02	03
0271 MONEE PCT 004	57	38	0
0272 MONEE PCT 005	83	63	1
0273 MONEE PCT 006	57	30	0
0274 MONEE PCT 007	47	41	0
0275 MONEE PCT 008	65	67	0
0276 MONEE PCT 009	50	49	0
0277 MONEE PCT 010	39	46	0
0278 MONEE PCT 011	79	60	0
0279 MONEE PCT 012	32	28	0
0280 NEW LENOX PCT 001	21	15	0
0281 NEW LENOX PCT 002	24	45	1
0282 NEW LENOX PCT 003	30	52	0
0283 NEW LENOX PCT 004	29	31	0
0284 NEW LENOX PCT 005	44	58	2
0285 NEW LENOX PCT 006	18	28	0
0286 NEW LENOX PCT 007	42	58	0
0287 NEW LENOX PCT 008	22	22	1
0288 NEW LENOX PCT 009	26	31	1
0289 NEW LENOX PCT 010	26	17	1
0290 NEW LENOX PCT 011	24	36	0
0291 NEW LENOX PCT 012	39	55	0
0292 NEW LENOX PCT 013	33	42	0
0293 NEW LENOX PCT 014	20	26	1
0294 NEW LENOX PCT 015	15	29	0
0295 NEW LENOX PCT 016	24	26	0
0296 NEW LENOX PCT 017	19	41	0
0297 NEW LENOX PCT 018	12	29	1
0298 NEW LENOX PCT 019	16	26	1
0299 NEW LENOX PCT 020	23	45	0
0300 NEW LENOX PCT 021	16	23	1
0301 NEW LENOX PCT 022	28	50	1
0302 NEW LENOX PCT 023	22	28	0
0303 NEW LENOX PCT 024	43	66	0
0304 NEW LENOX PCT 025	22	23	0
0305 NEW LENOX PCT 026	23	28	0
0306 NEW LENOX PCT 027	24	23	2
0307 NEW LENOX PCT 028	20	19	0
0308 NEW LENOX PCT 029	15	26	1
0309 NEW LENOX PCT 030	13	26	0
0310 PEOTONE PCT 001	27	31	0
0311 PEOTONE PCT 002	28	31	0
0312 PEOTONE PCT 003	12	17	1
0313 PLAINFIELD PCT 001	21	24	1
0314 PLAINFIELD PCT 002	17	15	0
0315 PLAINFIELD PCT 003	9	21	1
0316 PLAINFIELD PCT 004	33	39	0
0317 PLAINFIELD PCT 005	44	69	5
0318 PLAINFIELD PCT 006	27	28	0
0319 PLAINFIELD PCT 007	32	29	0
0320 PLAINFIELD PCT 008	34	40	1
0321 PLAINFIELD PCT 009	27	46	0
0322 PLAINFIELD PCT 010	19	22	0
0323 PLAINFIELD PCT 011	16	18	0
0324 PLAINFIELD PCT 012	29	43	0

ABSTRACT OF VOTES

WILL COUNTY, ILLINOIS
 GENERAL PRIMARY ELECTION
 FEBRUARY 2, 2010
 DEMOCRATIC

OFFICIAL RESULTS

REPORT-EL52

PAGE 0016

	VOTES	PERCENT		VOTES	PERCENT
GOVERNOR					
Vote for 1					
01 = Pat Quinn	13,419	44.62			
02 = Daniel W. Hynes	16,444	54.68	03 = WRITE-IN	209	.69

(CONTINUED FROM PREVIOUS PAGE)

	01	02	03
0325 PLAINFIELD PCT 013	15	16	0
0326 PLAINFIELD PCT 014	21	48	0
0327 PLAINFIELD PCT 015	28	22	0
0328 PLAINFIELD PCT 016	27	28	0
0329 PLAINFIELD PCT 017	26	37	0
0330 PLAINFIELD PCT 018	6	19	0
0331 PLAINFIELD PCT 019	41	47	0
0332 PLAINFIELD PCT 020	10	15	0
0333 PLAINFIELD PCT 021	24	20	0
0334 PLAINFIELD PCT 022	18	37	0
0335 PLAINFIELD PCT 023	11	26	0
0336 PLAINFIELD PCT 024	16	20	0
0337 PLAINFIELD PCT 025	14	20	1
0338 PLAINFIELD PCT 026	34	39	3
0339 PLAINFIELD PCT 027	29	44	1
0340 PLAINFIELD PCT 028	22	33	1
0341 PLAINFIELD PCT 029	20	13	0
0342 PLAINFIELD PCT 030	8	28	0
0343 PLAINFIELD PCT 031	24	21	1
0344 PLAINFIELD PCT 032	35	43	2
0345 PLAINFIELD PCT 033	32	38	1
0346 PLAINFIELD PCT 034	14	21	0
0347 PLAINFIELD PCT 035	43	65	2
0348 PLAINFIELD PCT 036	40	46	2
0349 PLAINFIELD PCT 037	19	34	1
0350 PLAINFIELD PCT 038	19	25	0
0351 PLAINFIELD PCT 039	16	20	1
0352 PLAINFIELD PCT 040	20	34	0
0353 PLAINFIELD PCT 041	29	45	0
0354 PLAINFIELD PCT 042	18	21	1
0355 PLAINFIELD PCT 043	21	40	0
0356 PLAINFIELD PCT 044	39	44	0
0357 PLAINFIELD PCT 045	45	58	2
0358 PLAINFIELD PCT 046	18	43	0
0359 REED PCT 001	31	50	0
0360 REED PCT 002	18	28	0
0361 REED PCT 003	13	20	0
0362 REED PCT 004	30	27	1
0363 REED PCT 005	30	38	0
0364 TROY PCT 001	18	30	0
0365 TROY PCT 002	38	51	0
0366 TROY PCT 003	29	36	0
0367 TROY PCT 004	23	27	0
0368 TROY PCT 005	8	22	1
0369 TROY PCT 006	16	24	1
0370 TROY PCT 007	35	49	0
0371 TROY PCT 008	58	57	1
0372 TROY PCT 009	14	43	0
0373 TROY PCT 010	26	39	0
0374 TROY PCT 011	68	100	0
0375 TROY PCT 012	30	31	0
0376 TROY PCT 013	20	32	0
0377 TROY PCT 014	21	18	0
0378 TROY PCT 015	27	32	1

	VOTES	PERCENT		VOTES	PERCENT
GOVERNOR					
Vote for 1					
01 = Pat Quinn	13,419	44.62			
02 = Daniel W. Hynes	16,444	54.68	03 = WRITE-IN	209	.69

(CONTINUED FROM PREVIOUS PAGE)

	01	02	03
0379 TROY PCT 016	28	35	0
0380 TROY PCT 017	22	37	0
0381 TROY PCT 018	35	54	0
0382 TROY PCT 019	29	35	3
0383 TROY PCT 020	45	58	0
0384 TROY PCT 021	18	45	0
0385 TROY PCT 022	23	23	0
0386 TROY PCT 023	23	24	1
0387 TROY PCT 024	28	40	0
0388 TROY PCT 025	27	36	0
0389 TROY PCT 026	19	43	0
0390 TROY PCT 027	26	37	1
0391 TROY PCT 028	51	69	0
0392 TROY PCT 029	31	36	0
0393 TROY PCT 030	7	35	0
0394 WASHINGTON PCT 001	33	27	0
0395 WASHINGTON PCT 002	7	19	1
0396 WASHINGTON PCT 003	19	29	0
0397 WASHINGTON PCT 004	24	37	1
0398 WESLEY PCT 001	21	47	0
0399 WESLEY PCT 002	15	25	1
0400 WHEATLAND PCT 001	14	22	0
0401 WHEATLAND PCT 002	18	26	0
0402 WHEATLAND PCT 003	17	12	0
0403 WHEATLAND PCT 004	43	37	1
0404 WHEATLAND PCT 005	27	27	0
0405 WHEATLAND PCT 006	18	31	0
0406 WHEATLAND PCT 007	17	46	1
0407 WHEATLAND PCT 008	25	14	1
0408 WHEATLAND PCT 009	23	34	0
0409 WHEATLAND PCT 010	37	36	0
0410 WHEATLAND PCT 011	23	20	0
0411 WHEATLAND PCT 012	16	30	0
0412 WHEATLAND PCT 013	24	29	0
0413 WHEATLAND PCT 014	19	28	0
0414 WHEATLAND PCT 015	9	15	0
0415 WHEATLAND PCT 016	29	31	0
0416 WHEATLAND PCT 017	14	22	0
0417 WHEATLAND PCT 018	34	47	1
0418 WHEATLAND PCT 019	42	38	0
0419 WHEATLAND PCT 020	7	8	0
0420 WHEATLAND PCT 021	14	21	0
0421 WHEATLAND PCT 022	14	16	1
0422 WHEATLAND PCT 023	30	23	1
0423 WHEATLAND PCT 024	15	23	1
0424 WHEATLAND PCT 025	25	31	1
0425 WHEATLAND PCT 026	12	8	0
0426 WHEATLAND PCT 027	31	36	2
0427 WHEATLAND PCT 028	36	40	0
0428 WHEATLAND PCT 029	30	22	0
0429 WHEATLAND PCT 030	1	6	0
0430 WHEATLAND PCT 031	21	19	0
0431 WHEATLAND PCT 032	12	19	0
0432 WHEATLAND PCT 033	11	14	1

ABSTRACT OF VOTES

WILL COUNTY, ILLINOIS
 GENERAL PRIMARY ELECTION
 FEBRUARY 2, 2010
 DEMOCRATIC

OFFICIAL RESULTS

REPORT-EL52

PAGE 0018

	VOTES	PERCENT		VOTES	PERCENT
GOVERNOR					
Vote for 1					
01 = Pat Quinn	13,419	44.62			
02 = Daniel W. Hynes	16,444	54.68	03 = WRITE-IN	209	.69
(CONTINUED FROM PREVIOUS PAGE)	01	02	03		
0433 WHEATLAND PCT 034	66	45	0		
0434 WHEATLAND PCT 035	34	38	0		
0435 WHEATLAND PCT 036	17	15	1		
0436 WHEATLAND PCT 037	21	22	0		
0437 WHEATLAND PCT 038	24	23	1		
0438 WHEATLAND PCT 039	21	27	1		
0439 WHEATLAND PCT 040	22	17	0		
0440 WILL PCT 001	16	27	0		
0441 WILMINGTON PCT 001	7	27	0		
0442 WILMINGTON PCT 002	10	39	1		
0443 WILMINGTON PCT 003	24	63	0		
0444 WILMINGTON PCT 004	18	23	0		
0445 WILMINGTON PCT 005	28	40	0		
0446 WILTON PCT 001	14	30	1		

LIEUTENANT GOVERNOR

Vote for 1

- 01 = Arthur L. Turner
- 02 = Terry Link
- 03 = Rickey R. Hendon

VOTES PERCENT

VOTES PERCENT

- 04 = Scott Lee Cohen
- 05 = Thomas Michael Castillo
- 06 = Mike Boland

4,488 16.43
 3,179 11.64
 2,807 10.28

9,831 36.00
 3,608 13.21
 3,397 12.44

 01 02 03 04 05 06

0001 CHANNAHON PCT 001	6	6	3	16	3	5
0002 CHANNAHON PCT 002	9	9	1	22	5	3
0003 CHANNAHON PCT 003	5	11	2	16	3	10
0004 CHANNAHON PCT 004	7	7	5	27	7	9
0005 CHANNAHON PCT 005	4	9	1	7	2	2
0006 CHANNAHON PCT 006	6	8	2	10	5	7
0007 CHANNAHON PCT 007	3	4	0	16	2	7
0008 CHANNAHON PCT 008	6	10	2	32	15	13
0009 CHANNAHON PCT 009	3	8	2	10	5	5
0010 CRETE PCT 001	17	8	5	28	3	4
0011 CRETE PCT 002	16	10	15	25	7	6
0012 CRETE PCT 003	9	2	9	21	6	2
0013 CRETE PCT 004	2	3	6	20	9	2
0014 CRETE PCT 005	3	2	5	7	2	1
0015 CRETE PCT 006	11	1	12	31	9	6
0016 CRETE PCT 007	27	10	33	38	9	6
0017 CRETE PCT 008	21	6	12	30	18	7
0018 CRETE PCT 009	10	3	3	25	4	1
0019 CRETE PCT 010	12	11	18	26	11	9
0020 CRETE PCT 011	6	5	6	15	2	5
0021 CRETE PCT 012	27	10	14	26	10	5
0022 CRETE PCT 013	22	4	27	27	11	13
0023 CRETE PCT 014	48	8	49	44	13	6
0024 CRETE PCT 015	24	12	28	40	9	11
0025 CRETE PCT 016	14	7	4	35	15	9
0026 CRETE PCT 017	20	6	32	21	4	9
0027 CUSTER PCT 001	3	11	9	36	8	10
0028 DU PAGE PCT 001	11	11	8	35	17	12
0029 DU PAGE PCT 002	6	5	1	11	7	5
0030 DU PAGE PCT 003	6	6	3	23	11	1
0031 DU PAGE PCT 004	10	5	4	24	14	12
0032 DU PAGE PCT 005	8	4	10	26	15	8
0033 DU PAGE PCT 006	9	2	10	15	9	3
0034 DU PAGE PCT 007	6	9	8	18	8	6
0035 DU PAGE PCT 008	17	11	10	20	9	4
0036 DU PAGE PCT 009	11	3	11	5	13	4
0037 DU PAGE PCT 010	9	4	13	20	8	4
0038 DU PAGE PCT 011	18	8	12	42	9	3
0039 DU PAGE PCT 012	17	9	14	24	8	6
0040 DU PAGE PCT 013	12	9	20	34	7	2
0041 DU PAGE PCT 014	5	8	12	18	6	9
0042 DU PAGE PCT 015	13	9	14	18	7	6
0043 DU PAGE PCT 016	12	1	3	27	7	4
0044 DU PAGE PCT 017	13	4	8	18	2	6
0045 DU PAGE PCT 018	14	14	13	17	11	5
0046 DU PAGE PCT 019	10	8	6	19	6	3
0047 DU PAGE PCT 020	22	7	19	32	8	8
0048 DU PAGE PCT 021	14	6	2	32	7	7
0049 DU PAGE PCT 022	8	10	3	13	7	6
0050 DU PAGE PCT 023	18	8	14	20	8	6
0051 DU PAGE PCT 024	21	6	18	25	7	7
0052 DU PAGE PCT 025	8	5	2	16	6	8
0053 DU PAGE PCT 026	5	2	15	14	6	2

**For City of Aurora details
 refer to that section of this book.**

LIEUTENANT GOVERNOR

Vote for 1

- 01 = Arthur L. Turner
- 02 = Terry Link
- 03 = Rickey R. Hendon

VOTES PERCENT

VOTES PERCENT

- 04 = Scott Lee Cohen
- 05 = Thomas Michael Castillo
- 06 = Mike Boland

4,488 16.43
 3,179 11.64
 2,807 10.28

9,831 36.00
 3,608 13.21
 3,397 12.44

(CONTINUED FROM PREVIOUS PAGE)

	01	02	03	04	05	06
0054 DU PAGE PCT 027	15	8	18	24	9	7
0055 DU PAGE PCT 028	13	14	10	22	10	5
0056 DU PAGE PCT 029	13	9	29	27	5	6
0057 DU PAGE PCT 030	11	6	2	25	9	7
0058 DU PAGE PCT 031	17	8	3	20	4	2
0059 DU PAGE PCT 032	11	10	6	22	10	6
0060 DU PAGE PCT 033	9	3	2	11	3	5
0061 DU PAGE PCT 034	4	4	1	12	2	3
0062 DU PAGE PCT 035	18	14	8	32	5	10
0063 DU PAGE PCT 036	8	9	2	22	10	9
0064 DU PAGE PCT 037	14	15	12	20	10	9
0065 DU PAGE PCT 038	22	2	11	13	4	3
0066 DU PAGE PCT 039	8	2	7	13	5	4
0067 DU PAGE PCT 040	10	21	13	37	24	5
0068 DU PAGE PCT 041	18	6	17	20	4	4
0069 DU PAGE PCT 042	16	5	8	16	0	1
0070 DU PAGE PCT 043	14	10	9	13	9	3
0071 DU PAGE PCT 044	21	14	11	40	7	13
0072 DU PAGE PCT 045	18	11	17	32	11	3
0073 DU PAGE PCT 046	12	6	14	26	12	12
0074 DU PAGE PCT 047	8	5	1	15	3	4
0075 DU PAGE PCT 048	18	13	10	26	13	12
0076 DU PAGE PCT 049	15	8	7	20	9	2
0077 DU PAGE PCT 050	11	2	14	7	3	2
0078 DU PAGE PCT 051	12	4	15	16	10	4
0079 DU PAGE PCT 052	9	2	1	14	4	3
0080 DU PAGE PCT 053	21	6	13	24	9	10
0081 DU PAGE PCT 054	8	5	14	26	6	3
0082 DU PAGE PCT 055	9	9	13	15	4	3
0083 DU PAGE PCT 056	7	12	16	30	19	9
0084 FLORENCE PCT 001	4	10	7	10	8	11
0085 FRANKFORT PCT 001	9	4	4	21	7	4
0086 FRANKFORT PCT 002	11	9	7	40	25	22
0087 FRANKFORT PCT 003	9	12	3	34	9	15
0088 FRANKFORT PCT 004	3	5	1	23	17	7
0089 FRANKFORT PCT 005	6	11	3	13	5	8
0090 FRANKFORT PCT 006	11	13	2	17	9	10
0091 FRANKFORT PCT 007	10	1	0	21	7	6
0092 FRANKFORT PCT 008	10	1	0	14	4	7
0093 FRANKFORT PCT 009	9	2	5	24	6	15
0094 FRANKFORT PCT 010	14	11	5	41	14	20
0095 FRANKFORT PCT 011	4	9	1	10	5	4
0096 FRANKFORT PCT 012	17	10	23	35	11	9
0097 FRANKFORT PCT 013	19	9	5	21	9	7
0098 FRANKFORT PCT 014	9	7	3	33	8	15
0099 FRANKFORT PCT 015	7	8	0	32	6	3
0100 FRANKFORT PCT 016	12	3	1	20	9	7
0101 FRANKFORT PCT 017	4	10	2	21	9	8
0102 FRANKFORT PCT 018	3	2	2	10	4	2
0103 FRANKFORT PCT 019	15	11	3	28	16	11
0104 FRANKFORT PCT 020	2	2	0	16	3	5
0105 FRANKFORT PCT 021	10	4	3	39	11	4
0106 FRANKFORT PCT 022	13	17	4	36	12	11

	VOTES	PERCENT		VOTES	PERCENT
LIEUTENANT GOVERNOR					
Vote for 1					
01 = Arthur L. Turner	4,488	16.43	04 = Scott Lee Cohen	9,831	36.00
02 = Terry Link	3,179	11.64	05 = Thomas Michael Castillo	3,608	13.21
03 = Rickey R. Hendon	2,807	10.28	06 = Mike Boland	3,397	12.44

(CONTINUED FROM PREVIOUS PAGE)	01	02	03	04	05	06
0107 FRANKFORT PCT 023	8	2	3	15	3	5
0108 FRANKFORT PCT 024	13	16	4	29	18	19
0109 FRANKFORT PCT 025	18	3	3	26	15	8
0110 FRANKFORT PCT 026	18	5	5	35	16	9
0111 FRANKFORT PCT 027	20	8	9	49	20	28
0112 FRANKFORT PCT 028	7	5	2	33	4	16
0113 FRANKFORT PCT 029	15	15	4	31	9	18
0114 FRANKFORT PCT 030	3	7	0	18	6	4
0115 FRANKFORT PCT 031	17	8	2	28	9	13
0116 FRANKFORT PCT 032	8	9	7	22	4	8
0117 FRANKFORT PCT 033	5	7	3	26	5	4
0118 FRANKFORT PCT 034	10	6	5	12	3	5
0119 FRANKFORT PCT 035	17	10	2	32	13	15
0120 FRANKFORT PCT 036	17	3	19	16	7	8
0121 FRANKFORT PCT 037	18	8	7	24	12	14
0122 FRANKFORT PCT 038	12	7	5	30	15	24
0123 FRANKFORT PCT 039	8	7	6	22	4	6
0124 FRANKFORT PCT 040	7	4	3	19	10	6
0125 FRANKFORT PCT 041	13	9	6	26	11	13
0126 FRANKFORT PCT 042	14	4	10	19	8	5
0127 GREEN GARDEN PCT 001	4	5	1	15	7	8
0128 GREEN GARDEN PCT 002	11	8	3	23	6	11
0129 GREEN GARDEN PCT 003	4	3	3	20	6	4
0130 HOMER PCT 001	9	9	0	16	8	15
0131 HOMER PCT 002	1	2	1	11	0	9
0132 HOMER PCT 003	8	4	3	17	6	8
0133 HOMER PCT 004	4	5	1	11	7	10
0134 HOMER PCT 005	10	6	1	11	8	12
0135 HOMER PCT 006	6	7	6	26	6	4
0136 HOMER PCT 007	8	3	2	20	9	8
0137 HOMER PCT 008	5	3	3	23	5	11
0138 HOMER PCT 009	9	5	3	18	9	5
0139 HOMER PCT 010	6	9	7	23	16	18
0140 HOMER PCT 011	9	6	3	28	17	7
0141 HOMER PCT 012	13	4	4	19	7	8
0142 HOMER PCT 013	8	3	2	24	7	22
0143 HOMER PCT 014	3	4	1	17	3	4
0144 HOMER PCT 015	20	6	4	33	8	12
0145 HOMER PCT 016	7	4	2	18	7	17
0146 HOMER PCT 017	7	5	1	17	7	4
0147 HOMER PCT 018	11	6	3	23	9	6
0148 HOMER PCT 019	2	4	3	12	8	6
0149 HOMER PCT 020	9	2	1	15	6	5
0150 HOMER PCT 021	6	5	2	11	7	9
0151 HOMER PCT 022	7	9	1	31	12	18
0152 HOMER PCT 023	4	6	1	17	6	6
0153 HOMER PCT 024	5	3	0	10	13	5
0154 HOMER PCT 025	6	6	0	14	6	6
0155 HOMER PCT 026	4	7	1	13	6	9
0156 HOMER PCT 027	6	6	2	30	9	12
0157 HOMER PCT 028	4	5	0	18	11	13
0158 JACKSON PCT 001	6	27	2	20	4	5
0159 JACKSON PCT 002	13	32	7	21	9	14

	VOTES	PERCENT		VOTES	PERCENT
LIEUTENANT GOVERNOR					
Vote for 1					
01 = Arthur L. Turner	4,488	16.43	04 = Scott Lee Cohen	9,831	36.00
02 = Terry Link	3,179	11.64	05 = Thomas Michael Castillo	3,608	13.21
03 = Rickey R. Hendon	2,807	10.28	06 = Mike Boland	3,397	12.44

(CONTINUED FROM PREVIOUS PAGE)

	01	02	03	04	05	06
0160 JACKSON PCT 003	7	17	2	36	14	15
0161 JACKSON PCT 004	1	11	2	12	3	2
0162 JOLIET PCT 001	8	6	4	29	8	13
0163 JOLIET PCT 002	3	5	3	21	6	4
0164 JOLIET PCT 003	5	5	1	14	3	5
0165 JOLIET PCT 004	9	5	4	19	3	6
0166 JOLIET PCT 005	10	8	4	18	8	5
0167 JOLIET PCT 006	8	7	6	15	6	2
0168 JOLIET PCT 007	3	4	2	20	1	8
0169 JOLIET PCT 008	5	6	2	12	10	9
0170 JOLIET PCT 009	7	7	5	17	9	6
0171 JOLIET PCT 010	9	6	3	10	3	8
0172 JOLIET PCT 011	6	5	4	18	15	8
0173 JOLIET PCT 012	14	11	2	35	10	21
0174 JOLIET PCT 013	7	12	2	25	8	11
0175 JOLIET PCT 014	15	10	5	19	10	6
0176 JOLIET PCT 015	9	3	3	10	9	6
0177 JOLIET PCT 016	11	9	7	18	4	3
0178 JOLIET PCT 017	4	9	3	23	3	10
0179 JOLIET PCT 018	3	3	1	9	4	1
0180 JOLIET PCT 019	10	5	2	17	4	1
0181 JOLIET PCT 020	8	5	1	20	3	5
0182 JOLIET PCT 021	25	4	19	16	7	8
0183 JOLIET PCT 022	3	10	1	33	9	5
0184 JOLIET PCT 023	20	10	0	34	12	11
0185 JOLIET PCT 024	16	3	17	18	14	7
0186 JOLIET PCT 025	7	3	12	13	9	3
0187 JOLIET PCT 026	13	12	4	28	14	11
0188 JOLIET PCT 027	9	6	6	30	6	6
0189 JOLIET PCT 028	11	6	6	13	9	8
0190 JOLIET PCT 029	11	15	5	21	6	11
0191 JOLIET PCT 030	9	4	3	17	5	2
0192 JOLIET PCT 031	11	19	3	12	6	5
0193 JOLIET PCT 032	9	12	3	20	9	12
0194 JOLIET PCT 033	9	6	1	13	7	4
0195 JOLIET PCT 034	3	6	3	10	3	7
0196 JOLIET PCT 035	3	4	4	11	6	7
0197 JOLIET PCT 036	7	7	3	6	9	8
0198 JOLIET PCT 037	25	7	15	26	7	3
0199 JOLIET PCT 038	29	2	11	15	10	10
0200 JOLIET PCT 039	21	8	19	37	8	13
0201 JOLIET PCT 040	20	14	17	21	11	6
0202 JOLIET PCT 041	24	6	9	18	17	11
0203 JOLIET PCT 042	22	3	9	36	13	4
0204 JOLIET PCT 043	23	9	19	28	8	9
0205 JOLIET PCT 044	10	12	10	34	8	8
0206 JOLIET PCT 045	7	2	8	16	1	4
0207 JOLIET PCT 046	13	1	2	8	0	1
0208 JOLIET PCT 047	12	7	15	23	9	5
0209 JOLIET PCT 048	18	4	12	15	7	2
0210 JOLIET PCT 049	9	4	6	21	3	11
0211 JOLIET PCT 050	31	5	15	14	18	12
0212 JOLIET PCT 051	5	11	1	24	6	7

	VOTES		PERCENT		VOTES		PERCENT	
LIEUTENANT GOVERNOR								
Vote for 1								
01 = Arthur L. Turner	4,488	16.43	04 = Scott Lee Cohen	9,831	36.00			
02 = Terry Link	3,179	11.64	05 = Thomas Michael Castillo	3,608	13.21			
03 = Rickey R. Hendon	2,807	10.28	06 = Mike Boland	3,397	12.44			
(CONTINUED FROM PREVIOUS PAGE)	01	02	03	04	05	06		
0213 JOLIET PCT 052	10	4	15	11	12	3		
0214 JOLIET PCT 053	7	10	7	22	2	3		
0215 JOLIET PCT 054	4	7	5	19	7	7		
0216 JOLIET PCT 055	3	4	0	10	1	7		
0217 JOLIET PCT 056	29	8	22	21	7	8		
0218 JOLIET PCT 057	9	1	9	23	7	5		
0219 JOLIET PCT 058	4	3	7	3	6	1		
0220 JOLIET PCT 059	13	8	8	23	6	4		
0221 JOLIET PCT 060	7	7	3	10	6	4		
0222 JOLIET PCT 061	8	3	5	3	19	5		
0223 JOLIET PCT 062	14	2	7	11	5	5		
0224 JOLIET PCT 063	5	1	0	9	3	4		
0225 JOLIET PCT 064	10	6	5	22	22	5		
0226 LOCKPORT PCT 001	10	9	2	21	6	14		
0227 LOCKPORT PCT 002	7	2	3	21	5	16		
0228 LOCKPORT PCT 003	7	10	5	32	11	18		
0229 LOCKPORT PCT 004	7	12	2	30	4	13		
0230 LOCKPORT PCT 005	8	4	8	7	5	10		
0231 LOCKPORT PCT 006	18	5	23	17	9	10		
0232 LOCKPORT PCT 007	21	6	26	16	4	10		
0233 LOCKPORT PCT 008	6	24	6	38	11	10		
0234 LOCKPORT PCT 009	31	19	10	44	23	26		
0235 LOCKPORT PCT 010	5	17	5	33	6	14		
0236 LOCKPORT PCT 011	7	5	5	17	7	10		
0237 LOCKPORT PCT 012	5	9	6	41	14	11		
0238 LOCKPORT PCT 013	12	4	3	19	15	6		
0239 LOCKPORT PCT 014	8	9	6	25	12	12		
0240 LOCKPORT PCT 015	12	7	5	31	14	12		
0241 LOCKPORT PCT 016	10	3	1	27	5	14		
0242 LOCKPORT PCT 017	5	4	3	19	10	16		
0243 LOCKPORT PCT 018	17	7	3	18	5	11		
0244 LOCKPORT PCT 019	13	12	11	42	11	12		
0245 LOCKPORT PCT 020	8	19	16	29	18	12		
0246 LOCKPORT PCT 021	7	9	4	21	16	13		
0247 LOCKPORT PCT 022	9	9	5	32	9	25		
0248 LOCKPORT PCT 023	13	10	4	34	20	6		
0249 LOCKPORT PCT 024	7	13	2	24	12	5		
0250 LOCKPORT PCT 025	10	12	8	38	9	15		
0251 LOCKPORT PCT 026	7	4	6	21	20	5		
0252 LOCKPORT PCT 027	19	12	4	51	9	11		
0253 LOCKPORT PCT 028	4	7	3	41	12	11		
0254 LOCKPORT PCT 029	13	7	11	19	6	3		
0255 LOCKPORT PCT 030	37	11	17	72	19	27		
0256 LOCKPORT PCT 031	20	7	17	33	20	5		
0257 LOCKPORT PCT 032	10	3	25	16	14	6		
0258 LOCKPORT PCT 033	13	7	10	30	25	3		
0259 LOCKPORT PCT 034	11	9	4	28	6	8		
0260 LOCKPORT PCT 035	40	16	16	94	51	39		
0261 LOCKPORT PCT 036	51	30	32	105	49	53		
0262 LOCKPORT PCT 037	9	10	14	30	13	4		
0263 MANHATTAN PCT 001	11	12	7	26	5	7		
0264 MANHATTAN PCT 002	9	20	4	54	11	14		
0265 MANHATTAN PCT 003	9	15	7	18	9	11		

	VOTES		PERCENT		VOTES		PERCENT	
LIEUTENANT GOVERNOR								
Vote for 1								
01 = Arthur L. Turner	4,488	16.43	04 = Scott Lee Cohen	9,831	36.00			
02 = Terry Link	3,179	11.64	05 = Thomas Michael Castillo	3,608	13.21			
03 = Rickey R. Hendon	2,807	10.28	06 = Mike Boland	3,397	12.44			
(CONTINUED FROM PREVIOUS PAGE)	01	02	03	04	05	06		
0266 MANHATTAN PCT 004	4	11	0	29	11	10		
0267 MANHATTAN PCT 005	21	18	7	51	11	10		
0268 MONEE PCT 001	4	5	5	15	5	7		
0269 MONEE PCT 002	22	8	12	26	10	4		
0270 MONEE PCT 003	6	5	4	11	4	8		
0271 MONEE PCT 004	25	5	10	26	12	6		
0272 MONEE PCT 005	30	11	43	36	13	6		
0273 MONEE PCT 006	22	6	19	26	5	6		
0274 MONEE PCT 007	21	3	32	22	3	3		
0275 MONEE PCT 008	23	10	41	31	15	6		
0276 MONEE PCT 009	15	6	20	24	10	10		
0277 MONEE PCT 010	11	7	14	34	7	8		
0278 MONEE PCT 011	36	3	41	31	15	4		
0279 MONEE PCT 012	14	3	4	18	11	7		
0280 NEW LENOX PCT 001	2	7	2	15	1	3		
0281 NEW LENOX PCT 002	12	10	3	17	5	8		
0282 NEW LENOX PCT 003	10	11	5	26	3	10		
0283 NEW LENOX PCT 004	2	4	4	28	5	10		
0284 NEW LENOX PCT 005	10	11	10	41	13	12		
0285 NEW LENOX PCT 006	4	7	7	14	7	3		
0286 NEW LENOX PCT 007	16	7	4	42	10	12		
0287 NEW LENOX PCT 008	5	6	1	18	4	7		
0288 NEW LENOX PCT 009	2	9	1	25	7	6		
0289 NEW LENOX PCT 010	7	3	1	14	7	6		
0290 NEW LENOX PCT 011	12	7	1	22	6	12		
0291 NEW LENOX PCT 012	9	6	5	30	12	19		
0292 NEW LENOX PCT 013	14	4	5	23	11	12		
0293 NEW LENOX PCT 014	7	5	2	18	7	5		
0294 NEW LENOX PCT 015	10	3	1	15	4	7		
0295 NEW LENOX PCT 016	12	8	4	11	5	5		
0296 NEW LENOX PCT 017	10	10	2	19	9	6		
0297 NEW LENOX PCT 018	5	4	1	20	3	5		
0298 NEW LENOX PCT 019	2	6	3	19	5	4		
0299 NEW LENOX PCT 020	10	6	2	21	11	9		
0300 NEW LENOX PCT 021	3	2	2	14	5	8		
0301 NEW LENOX PCT 022	10	5	4	29	15	8		
0302 NEW LENOX PCT 023	11	5	1	20	6	4		
0303 NEW LENOX PCT 024	13	8	5	39	11	18		
0304 NEW LENOX PCT 025	3	8	2	19	10	5		
0305 NEW LENOX PCT 026	10	6	1	14	8	5		
0306 NEW LENOX PCT 027	4	4	0	22	11	4		
0307 NEW LENOX PCT 028	5	2	2	14	2	12		
0308 NEW LENOX PCT 029	5	4	2	12	5	7		
0309 NEW LENOX PCT 030	5	2	1	13	5	9		
0310 PEOTONE PCT 001	4	4	3	19	10	6		
0311 PEOTONE PCT 002	8	4	1	24	3	11		
0312 PEOTONE PCT 003	1	6	0	9	4	3		
0313 PLAINFIELD PCT 001	9	6	4	12	5	5		
0314 PLAINFIELD PCT 002	4	3	0	13	3	5		
0315 PLAINFIELD PCT 003	3	4	1	12	3	4		
0316 PLAINFIELD PCT 004	7	7	7	23	11	12		
0317 PLAINFIELD PCT 005	9	12	2	45	15	19		
0318 PLAINFIELD PCT 006	10	7	3	23	7	2		

		VOTES	PERCENT			VOTES	PERCENT
LIEUTENANT GOVERNOR							
Vote for 1							
01 = Arthur L. Turner		4,488	16.43	04 = Scott Lee Cohen		9,831	36.00
02 = Terry Link		3,179	11.64	05 = Thomas Michael Castillo		3,608	13.21
03 = Rickey R. Hendon		2,807	10.28	06 = Mike Boland		3,397	12.44

(CONTINUED FROM PREVIOUS PAGE)	01	02	03	04	05	06
0319 PLAINFIELD PCT 007	8	8	3	23	5	6
0320 PLAINFIELD PCT 008	10	10	5	29	7	8
0321 PLAINFIELD PCT 009	5	10	3	35	10	8
0322 PLAINFIELD PCT 010	5	7	1	12	3	6
0323 PLAINFIELD PCT 011	4	3	2	14	1	4
0324 PLAINFIELD PCT 012	9	6	2	30	14	7
0325 PLAINFIELD PCT 013	4	3	1	10	2	9
0326 PLAINFIELD PCT 014	8	9	3	21	8	11
0327 PLAINFIELD PCT 015	6	3	3	24	6	1
0328 PLAINFIELD PCT 016	14	3	3	17	3	10
0329 PLAINFIELD PCT 017	8	6	1	25	6	4
0330 PLAINFIELD PCT 018	1	4	2	11	4	1
0331 PLAINFIELD PCT 019	12	11	9	38	6	5
0332 PLAINFIELD PCT 020	4	5	3	7	2	2
0333 PLAINFIELD PCT 021	5	1	3	24	4	7
0334 PLAINFIELD PCT 022	7	8	4	18	4	11
0335 PLAINFIELD PCT 023	3	6	3	12	7	5
0336 PLAINFIELD PCT 024	5	1	4	15	5	4
0337 PLAINFIELD PCT 025	3	1	4	14	3	9
0338 PLAINFIELD PCT 026	6	6	4	28	13	16
0339 PLAINFIELD PCT 027	6	9	5	27	11	9
0340 PLAINFIELD PCT 028	10	3	5	18	6	8
0341 PLAINFIELD PCT 029	4	4	3	16	6	1
0342 PLAINFIELD PCT 030	5	2	7	13	6	2
0343 PLAINFIELD PCT 031	3	5	2	24	4	4
0344 PLAINFIELD PCT 032	12	22	6	16	16	2
0345 PLAINFIELD PCT 033	8	8	7	28	4	9
0346 PLAINFIELD PCT 034	5	1	7	14	5	2
0347 PLAINFIELD PCT 035	12	14	11	32	13	12
0348 PLAINFIELD PCT 036	17	8	12	32	11	4
0349 PLAINFIELD PCT 037	5	5	4	26	5	6
0350 PLAINFIELD PCT 038	6	4	3	19	6	3
0351 PLAINFIELD PCT 039	5	4	2	13	4	7
0352 PLAINFIELD PCT 040	7	7	1	27	5	6
0353 PLAINFIELD PCT 041	9	9	3	26	14	10
0354 PLAINFIELD PCT 042	7	2	5	9	4	10
0355 PLAINFIELD PCT 043	10	3	8	21	13	5
0356 PLAINFIELD PCT 044	9	14	5	23	17	11
0357 PLAINFIELD PCT 045	14	10	15	30	24	4
0358 PLAINFIELD PCT 046	6	6	5	22	10	6
0359 REED PCT 001	14	6	3	34	7	8
0360 REED PCT 002	8	5	1	15	6	6
0361 REED PCT 003	4	7	4	9	3	3
0362 REED PCT 004	7	12	5	20	2	8
0363 REED PCT 005	10	5	5	26	8	13
0364 TROY PCT 001	4	11	3	12	9	7
0365 TROY PCT 002	7	9	6	31	13	14
0366 TROY PCT 003	5	10	5	20	10	7
0367 TROY PCT 004	6	8	3	16	6	7
0368 TROY PCT 005	6	5	1	8	3	3
0369 TROY PCT 006	2	9	2	16	2	7
0370 TROY PCT 007	14	12	3	28	7	9
0371 TROY PCT 008	12	11	8	47	10	18

LIEUTENANT GOVERNOR

Vote for 1

01 = Arthur L. Turner

02 = Terry Link

03 = Rickey R. Hendon

VOTES PERCENT

4,488 16.43
3,179 11.64
2,807 10.28

04 = Scott Lee Cohen

05 = Thomas Michael Castillo

06 = Mike Boland

VOTES PERCENT

9,831 36.00
3,608 13.21
3,397 12.44

(CONTINUED FROM PREVIOUS PAGE)

	01	02	03	04	05	06
0372 TROY PCT 009	5	6	3	25	3	7
0373 TROY PCT 010	5	11	3	17	16	7
0374 TROY PCT 011	28	11	13	45	23	26
0375 TROY PCT 012	12	4	7	15	6	8
0376 TROY PCT 013	6	6	6	22	3	2
0377 TROY PCT 014	4	6	1	14	3	6
0378 TROY PCT 015	6	12	4	19	6	6
0379 TROY PCT 016	8	7	9	19	8	4
0380 TROY PCT 017	11	9	5	18	8	5
0381 TROY PCT 018	8	13	5	30	11	9
0382 TROY PCT 019	5	9	5	25	10	8
0383 TROY PCT 020	12	20	8	37	7	8
0384 TROY PCT 021	9	9	3	14	5	19
0385 TROY PCT 022	6	6	2	15	3	6
0386 TROY PCT 023	8	7	10	10	5	7
0387 TROY PCT 024	13	3	6	21	9	8
0388 TROY PCT 025	13	6	0	22	11	9
0389 TROY PCT 026	5	5	12	22	9	6
0390 TROY PCT 027	4	11	6	24	13	4
0391 TROY PCT 028	13	13	14	40	16	15
0392 TROY PCT 029	11	7	10	16	12	5
0393 TROY PCT 030	0	5	2	22	6	2
0394 WASHINGTON PCT 001	6	9	4	23	7	8
0395 WASHINGTON PCT 002	5	4	2	12	2	2
0396 WASHINGTON PCT 003	7	4	3	17	9	2
0397 WASHINGTON PCT 004	11	8	3	17	8	7
0398 WESLEY PCT 001	2	16	3	23	8	7
0399 WESLEY PCT 002	5	6	1	20	4	3
0400 WHEATLAND PCT 001	5	5	2	13	6	4
0401 WHEATLAND PCT 002	6	7	2	10	7	5
0402 WHEATLAND PCT 003	10	1	3	3	2	3
0403 WHEATLAND PCT 004	11	10	6	28	6	11
0404 WHEATLAND PCT 005	7	6	5	21	3	4
0405 WHEATLAND PCT 006	4	5	2	17	5	4
0406 WHEATLAND PCT 007	7	5	3	29	8	6
0407 WHEATLAND PCT 008	8	1	3	17	5	4
0408 WHEATLAND PCT 009	12	2	0	24	8	3
0409 WHEATLAND PCT 010	11	7	4	23	15	4
0410 WHEATLAND PCT 011	6	8	6	16	2	3
0411 WHEATLAND PCT 012	6	11	2	11	8	2
0412 WHEATLAND PCT 013	7	12	6	14	4	7
0413 WHEATLAND PCT 014	10	4	5	14	4	6
0414 WHEATLAND PCT 015	4	0	2	9	5	0
0415 WHEATLAND PCT 016	14	5	2	21	1	8
0416 WHEATLAND PCT 017	6	4	1	15	5	1
0417 WHEATLAND PCT 018	8	5	8	27	20	9
0418 WHEATLAND PCT 019	17	11	8	26	4	2
0419 WHEATLAND PCT 020	2	1	0	8	0	2
0420 WHEATLAND PCT 021	9	0	1	14	2	5
0421 WHEATLAND PCT 022	8	3	2	8	4	4
0422 WHEATLAND PCT 023	12	7	7	15	1	5
0423 WHEATLAND PCT 024	6	4	0	18	4	4
0424 WHEATLAND PCT 025	8	8	6	22	6	5

LIEUTENANT GOVERNOR

Vote for 1

01 = Arthur L. Turner
 02 = Terry Link
 03 = Rickey R. Hendon

VOTES PERCENT

VOTES PERCENT

04 = Scott Lee Cohen
 05 = Thomas Michael Castillo
 06 = Mike Boland

4,488 16.43
 3,179 11.64
 2,807 10.28

9,831 36.00
 3,608 13.21
 3,397 12.44

(CONTINUED FROM PREVIOUS PAGE)

	01	02	03	04	05	06
0425 WHEATLAND PCT 026	2	3	1	9	0	1
0426 WHEATLAND PCT 027	8	9	8	28	9	4
0427 WHEATLAND PCT 028	8	11	4	27	11	4
0428 WHEATLAND PCT 029	13	3	4	19	4	4
0429 WHEATLAND PCT 030	1	1	2	1	0	1
0430 WHEATLAND PCT 031	7	5	1	12	1	3
0431 WHEATLAND PCT 032	4	2	6	7	3	2
0432 WHEATLAND PCT 033	6	2	0	9	1	3
0433 WHEATLAND PCT 034	20	7	26	34	8	5
0434 WHEATLAND PCT 035	13	4	7	31	9	9
0435 WHEATLAND PCT 036	2	3	3	16	4	2
0436 WHEATLAND PCT 037	8	5	5	18	1	3
0437 WHEATLAND PCT 038	9	6	2	16	4	6
0438 WHEATLAND PCT 039	6	4	3	20	7	7
0439 WHEATLAND PCT 040	10	3	3	10	5	3
0440 WILL PCT 001	7	2	0	19	5	3
0441 WILMINGTON PCT 001	3	5	3	10	5	4
0442 WILMINGTON PCT 002	3	9	4	18	5	5
0443 WILMINGTON PCT 003	12	14	5	28	6	11
0444 WILMINGTON PCT 004	5	5	4	8	5	11
0445 WILMINGTON PCT 005	8	13	1	25	8	10
0446 WILTON PCT 001	2	7	1	18	4	7

VOTES PERCENT

ATTORNEY GENERAL

Vote for 1

01 = Lisa Madigan

28,043 100.00

	-----	01

0001 CHANNAHON PCT 001		43
0002 CHANNAHON PCT 002		50
0003 CHANNAHON PCT 003		54
0004 CHANNAHON PCT 004		64
0005 CHANNAHON PCT 005		25
0006 CHANNAHON PCT 006		37
0007 CHANNAHON PCT 007		33
0008 CHANNAHON PCT 008		78
0009 CHANNAHON PCT 009		34
0010 CRETE PCT 001		69
0011 CRETE PCT 002		84
0012 CRETE PCT 003		49
0013 CRETE PCT 004		42
0014 CRETE PCT 005		21
0015 CRETE PCT 006		69
0016 CRETE PCT 007		121
0017 CRETE PCT 008		94
0018 CRETE PCT 009		50
0019 CRETE PCT 010		85
0020 CRETE PCT 011		40
0021 CRETE PCT 012		89
0022 CRETE PCT 013		103
0023 CRETE PCT 014		164
0024 CRETE PCT 015		119
0025 CRETE PCT 016		83
0026 CRETE PCT 017		91
0027 CUSTER PCT 001		77
0028 DU PAGE PCT 001		94
0029 DU PAGE PCT 002		36
0030 DU PAGE PCT 003		52
0031 DU PAGE PCT 004		63
0032 DU PAGE PCT 005		71
0033 DU PAGE PCT 006		48
0034 DU PAGE PCT 007		55
0035 DU PAGE PCT 008		72
0036 DU PAGE PCT 009		45
0037 DU PAGE PCT 010		56
0038 DU PAGE PCT 011		89
0039 DU PAGE PCT 012		77
0040 DU PAGE PCT 013		87
0041 DU PAGE PCT 014		59
0042 DU PAGE PCT 015		65
0043 DU PAGE PCT 016		54
0044 DU PAGE PCT 017		49
0045 DU PAGE PCT 018		72
0046 DU PAGE PCT 019		51
0047 DU PAGE PCT 020		101
0048 DU PAGE PCT 021		67
0049 DU PAGE PCT 022		46
0050 DU PAGE PCT 023		80
0051 DU PAGE PCT 024		90
0052 DU PAGE PCT 025		42
0053 DU PAGE PCT 026		45
0054 DU PAGE PCT 027		81
0055 DU PAGE PCT 028		72

**For City of Aurora details
refer to that section of this book.**

VOTES PERCENT

ATTORNEY GENERAL

Vote for 1

01 = Lisa Madigan

28,043 100.00

(CONTINUED FROM PREVIOUS PAGE)

01

0056 DU PAGE PCT 029	89
0057 DU PAGE PCT 030	65
0058 DU PAGE PCT 031	58
0059 DU PAGE PCT 032	66
0060 DU PAGE PCT 033	37
0061 DU PAGE PCT 034	27
0062 DU PAGE PCT 035	89
0063 DU PAGE PCT 036	63
0064 DU PAGE PCT 037	83
0065 DU PAGE PCT 038	54
0066 DU PAGE PCT 039	41
0067 DU PAGE PCT 040	111
0068 DU PAGE PCT 041	64
0069 DU PAGE PCT 042	50
0070 DU PAGE PCT 043	54
0071 DU PAGE PCT 044	110
0072 DU PAGE PCT 045	95
0073 DU PAGE PCT 046	82
0074 DU PAGE PCT 047	39
0075 DU PAGE PCT 048	98
0076 DU PAGE PCT 049	62
0077 DU PAGE PCT 050	36
0078 DU PAGE PCT 051	61
0079 DU PAGE PCT 052	39
0080 DU PAGE PCT 053	87
0081 DU PAGE PCT 054	61
0082 DU PAGE PCT 055	50
0083 DU PAGE PCT 056	91
0084 FLORENCE PCT 001	53
0085 FRANKFORT PCT 001	51
0086 FRANKFORT PCT 002	116
0087 FRANKFORT PCT 003	97
0088 FRANKFORT PCT 004	65
0089 FRANKFORT PCT 005	46
0090 FRANKFORT PCT 006	60
0091 FRANKFORT PCT 007	47
0092 FRANKFORT PCT 008	32
0093 FRANKFORT PCT 009	55
0094 FRANKFORT PCT 010	111
0095 FRANKFORT PCT 011	31
0096 FRANKFORT PCT 012	103
0097 FRANKFORT PCT 013	72
0098 FRANKFORT PCT 014	79
0099 FRANKFORT PCT 015	62
0100 FRANKFORT PCT 016	53
0101 FRANKFORT PCT 017	56
0102 FRANKFORT PCT 018	26
0103 FRANKFORT PCT 019	93
0104 FRANKFORT PCT 020	27
0105 FRANKFORT PCT 021	71
0106 FRANKFORT PCT 022	101
0107 FRANKFORT PCT 023	36
0108 FRANKFORT PCT 024	104
0109 FRANKFORT PCT 025	77
0110 FRANKFORT PCT 026	94

VOTES PERCENT

ATTORNEY GENERAL

Vote for 1

01 = Lisa Madigan

28,043 100.00

(CONTINUED FROM PREVIOUS PAGE)

	01
0111 FRANKFORT PCT 027	146
0112 FRANKFORT PCT 028	75
0113 FRANKFORT PCT 029	100
0114 FRANKFORT PCT 030	38
0115 FRANKFORT PCT 031	79
0116 FRANKFORT PCT 032	64
0117 FRANKFORT PCT 033	52
0118 FRANKFORT PCT 034	48
0119 FRANKFORT PCT 035	101
0120 FRANKFORT PCT 036	79
0121 FRANKFORT PCT 037	88
0122 FRANKFORT PCT 038	99
0123 FRANKFORT PCT 039	54
0124 FRANKFORT PCT 040	46
0125 FRANKFORT PCT 041	80
0126 FRANKFORT PCT 042	64
0127 GREEN GARDEN PCT 001	41
0128 GREEN GARDEN PCT 002	63
0129 GREEN GARDEN PCT 003	40
0130 HOMER PCT 001	56
0131 HOMER PCT 002	23
0132 HOMER PCT 003	45
0133 HOMER PCT 004	39
0134 HOMER PCT 005	49
0135 HOMER PCT 006	59
0136 HOMER PCT 007	52
0137 HOMER PCT 008	49
0138 HOMER PCT 009	49
0139 HOMER PCT 010	81
0140 HOMER PCT 011	74
0141 HOMER PCT 012	58
0142 HOMER PCT 013	66
0143 HOMER PCT 014	36
0144 HOMER PCT 015	84
0145 HOMER PCT 016	54
0146 HOMER PCT 017	44
0147 HOMER PCT 018	56
0148 HOMER PCT 019	36
0149 HOMER PCT 020	38
0150 HOMER PCT 021	41
0151 HOMER PCT 022	80
0152 HOMER PCT 023	43
0153 HOMER PCT 024	40
0154 HOMER PCT 025	45
0155 HOMER PCT 026	38
0156 HOMER PCT 027	64
0157 HOMER PCT 028	50
0158 JACKSON PCT 001	62
0159 JACKSON PCT 002	95
0160 JACKSON PCT 003	98
0161 JACKSON PCT 004	32
0162 JOLIET PCT 001	68
0163 JOLIET PCT 002	42
0164 JOLIET PCT 003	34
0165 JOLIET PCT 004	45

VOTES PERCENT

ATTORNEY GENERAL

Vote for 1

01 = Lisa Madigan

28,043 100.00

(CONTINUED FROM PREVIOUS PAGE)

01

0166 JOLIET PCT 005	54
0167 JOLIET PCT 006	49
0168 JOLIET PCT 007	40
0169 JOLIET PCT 008	43
0170 JOLIET PCT 009	49
0171 JOLIET PCT 010	39
0172 JOLIET PCT 011	53
0173 JOLIET PCT 012	93
0174 JOLIET PCT 013	74
0175 JOLIET PCT 014	75
0176 JOLIET PCT 015	42
0177 JOLIET PCT 016	52
0178 JOLIET PCT 017	54
0179 JOLIET PCT 018	21
0180 JOLIET PCT 019	41
0181 JOLIET PCT 020	49
0182 JOLIET PCT 021	80
0183 JOLIET PCT 022	61
0184 JOLIET PCT 023	91
0185 JOLIET PCT 024	77
0186 JOLIET PCT 025	50
0187 JOLIET PCT 026	82
0188 JOLIET PCT 027	65
0189 JOLIET PCT 028	59
0190 JOLIET PCT 029	70
0191 JOLIET PCT 030	38
0192 JOLIET PCT 031	59
0193 JOLIET PCT 032	66
0194 JOLIET PCT 033	41
0195 JOLIET PCT 034	34
0196 JOLIET PCT 035	39
0197 JOLIET PCT 036	43
0198 JOLIET PCT 037	89
0199 JOLIET PCT 038	76
0200 JOLIET PCT 039	112
0201 JOLIET PCT 040	92
0202 JOLIET PCT 041	88
0203 JOLIET PCT 042	88
0204 JOLIET PCT 043	99
0205 JOLIET PCT 044	83
0206 JOLIET PCT 045	40
0207 JOLIET PCT 046	26
0208 JOLIET PCT 047	71
0209 JOLIET PCT 048	60
0210 JOLIET PCT 049	54
0211 JOLIET PCT 050	93
0212 JOLIET PCT 051	52
0213 JOLIET PCT 052	56
0214 JOLIET PCT 053	42
0215 JOLIET PCT 054	46
0216 JOLIET PCT 055	25
0217 JOLIET PCT 056	94
0218 JOLIET PCT 057	52
0219 JOLIET PCT 058	24
0220 JOLIET PCT 059	68

VOTES PERCENT

ATTORNEY GENERAL

Vote for 1

01 = Lisa Madigan

28,043 100.00

(CONTINUED FROM PREVIOUS PAGE)

01

0221 JOLIET PCT 060	34
0222 JOLIET PCT 061	42
0223 JOLIET PCT 062	46
0224 JOLIET PCT 063	24
0225 JOLIET PCT 064	67
0226 LOCKPORT PCT 001	68
0227 LOCKPORT PCT 002	59
0228 LOCKPORT PCT 003	85
0229 LOCKPORT PCT 004	72
0230 LOCKPORT PCT 005	42
0231 LOCKPORT PCT 006	81
0232 LOCKPORT PCT 007	85
0233 LOCKPORT PCT 008	91
0234 LOCKPORT PCT 009	158
0235 LOCKPORT PCT 010	88
0236 LOCKPORT PCT 011	51
0237 LOCKPORT PCT 012	88
0238 LOCKPORT PCT 013	58
0239 LOCKPORT PCT 014	77
0240 LOCKPORT PCT 015	80
0241 LOCKPORT PCT 016	65
0242 LOCKPORT PCT 017	64
0243 LOCKPORT PCT 018	59
0244 LOCKPORT PCT 019	104
0245 LOCKPORT PCT 020	95
0246 LOCKPORT PCT 021	76
0247 LOCKPORT PCT 022	98
0248 LOCKPORT PCT 023	90
0249 LOCKPORT PCT 024	60
0250 LOCKPORT PCT 025	96
0251 LOCKPORT PCT 026	60
0252 LOCKPORT PCT 027	106
0253 LOCKPORT PCT 028	87
0254 LOCKPORT PCT 029	61
0255 LOCKPORT PCT 030	179
0256 LOCKPORT PCT 031	102
0257 LOCKPORT PCT 032	76
0258 LOCKPORT PCT 033	91
0259 LOCKPORT PCT 034	66
0260 LOCKPORT PCT 035	260
0261 LOCKPORT PCT 036	328
0262 LOCKPORT PCT 037	80
0263 MANHATTAN PCT 001	74
0264 MANHATTAN PCT 002	121
0265 MANHATTAN PCT 003	67
0266 MANHATTAN PCT 004	67
0267 MANHATTAN PCT 005	115
0268 MONEE PCT 001	42
0269 MONEE PCT 002	87
0270 MONEE PCT 003	38
0271 MONEE PCT 004	93
0272 MONEE PCT 005	143
0273 MONEE PCT 006	85
0274 MONEE PCT 007	85
0275 MONEE PCT 008	129

VOTES PERCENT

ATTORNEY GENERAL

Vote for 1

01 = Lisa Madigan

28,043 100.00

(CONTINUED FROM PREVIOUS PAGE)

 01

0276	MONEE PCT 009	87
0277	MONEE PCT 010	82
0278	MONEE PCT 011	130
0279	MONEE PCT 012	59
0280	NEW LENOX PCT 001	30
0281	NEW LENOX PCT 002	61
0282	NEW LENOX PCT 003	72
0283	NEW LENOX PCT 004	52
0284	NEW LENOX PCT 005	97
0285	NEW LENOX PCT 006	47
0286	NEW LENOX PCT 007	96
0287	NEW LENOX PCT 008	42
0288	NEW LENOX PCT 009	52
0289	NEW LENOX PCT 010	40
0290	NEW LENOX PCT 011	59
0291	NEW LENOX PCT 012	81
0292	NEW LENOX PCT 013	72
0293	NEW LENOX PCT 014	42
0294	NEW LENOX PCT 015	42
0295	NEW LENOX PCT 016	46
0296	NEW LENOX PCT 017	56
0297	NEW LENOX PCT 018	39
0298	NEW LENOX PCT 019	41
0299	NEW LENOX PCT 020	62
0300	NEW LENOX PCT 021	36
0301	NEW LENOX PCT 022	69
0302	NEW LENOX PCT 023	40
0303	NEW LENOX PCT 024	102
0304	NEW LENOX PCT 025	46
0305	NEW LENOX PCT 026	47
0306	NEW LENOX PCT 027	46
0307	NEW LENOX PCT 028	35
0308	NEW LENOX PCT 029	35
0309	NEW LENOX PCT 030	38
0310	PEOTONE PCT 001	55
0311	PEOTONE PCT 002	52
0312	PEOTONE PCT 003	25
0313	PLAINFIELD PCT 001	44
0314	PLAINFIELD PCT 002	31
0315	PLAINFIELD PCT 003	29
0316	PLAINFIELD PCT 004	69
0317	PLAINFIELD PCT 005	108
0318	PLAINFIELD PCT 006	50
0319	PLAINFIELD PCT 007	58
0320	PLAINFIELD PCT 008	72
0321	PLAINFIELD PCT 009	68
0322	PLAINFIELD PCT 010	35
0323	PLAINFIELD PCT 011	27
0324	PLAINFIELD PCT 012	66
0325	PLAINFIELD PCT 013	30
0326	PLAINFIELD PCT 014	63
0327	PLAINFIELD PCT 015	47
0328	PLAINFIELD PCT 016	53
0329	PLAINFIELD PCT 017	57
0330	PLAINFIELD PCT 018	23

VOTES PERCENT

ATTORNEY GENERAL

Vote for 1
 01 = Lisa Madigan

28,043 100.00

(CONTINUED FROM PREVIOUS PAGE) 01

0331 PLAINFIELD PCT 019	85
0332 PLAINFIELD PCT 020	26
0333 PLAINFIELD PCT 021	41
0334 PLAINFIELD PCT 022	54
0335 PLAINFIELD PCT 023	36
0336 PLAINFIELD PCT 024	33
0337 PLAINFIELD PCT 025	34
0338 PLAINFIELD PCT 026	71
0339 PLAINFIELD PCT 027	66
0340 PLAINFIELD PCT 028	50
0341 PLAINFIELD PCT 029	33
0342 PLAINFIELD PCT 030	36
0343 PLAINFIELD PCT 031	41
0344 PLAINFIELD PCT 032	78
0345 PLAINFIELD PCT 033	67
0346 PLAINFIELD PCT 034	35
0347 PLAINFIELD PCT 035	103
0348 PLAINFIELD PCT 036	86
0349 PLAINFIELD PCT 037	52
0350 PLAINFIELD PCT 038	44
0351 PLAINFIELD PCT 039	36
0352 PLAINFIELD PCT 040	49
0353 PLAINFIELD PCT 041	74
0354 PLAINFIELD PCT 042	39
0355 PLAINFIELD PCT 043	58
0356 PLAINFIELD PCT 044	80
0357 PLAINFIELD PCT 045	101
0358 PLAINFIELD PCT 046	57
0359 REED PCT 001	76
0360 REED PCT 002	44
0361 REED PCT 003	29
0362 REED PCT 004	55
0363 REED PCT 005	68
0364 TROY PCT 001	46
0365 TROY PCT 002	87
0366 TROY PCT 003	61
0367 TROY PCT 004	46
0368 TROY PCT 005	27
0369 TROY PCT 006	37
0370 TROY PCT 007	78
0371 TROY PCT 008	110
0372 TROY PCT 009	50
0373 TROY PCT 010	63
0374 TROY PCT 011	159
0375 TROY PCT 012	60
0376 TROY PCT 013	47
0377 TROY PCT 014	35
0378 TROY PCT 015	57
0379 TROY PCT 016	57
0380 TROY PCT 017	57
0381 TROY PCT 018	85
0382 TROY PCT 019	66
0383 TROY PCT 020	99
0384 TROY PCT 021	59
0385 TROY PCT 022	41

VOTES PERCENT

ATTORNEY GENERAL

Vote for 1

01 = Lisa Madigan

28,043 100.00

(CONTINUED FROM PREVIOUS PAGE)

01

0386 TROY PCT 023	47
0387 TROY PCT 024	62
0388 TROY PCT 025	64
0389 TROY PCT 026	62
0390 TROY PCT 027	60
0391 TROY PCT 028	116
0392 TROY PCT 029	59
0393 TROY PCT 030	35
0394 WASHINGTON PCT 001	52
0395 WASHINGTON PCT 002	28
0396 WASHINGTON PCT 003	44
0397 WASHINGTON PCT 004	55
0398 WESLEY PCT 001	60
0399 WESLEY PCT 002	39
0400 WHEATLAND PCT 001	30
0401 WHEATLAND PCT 002	42
0402 WHEATLAND PCT 003	26
0403 WHEATLAND PCT 004	72
0404 WHEATLAND PCT 005	52
0405 WHEATLAND PCT 006	46
0406 WHEATLAND PCT 007	60
0407 WHEATLAND PCT 008	40
0408 WHEATLAND PCT 009	55
0409 WHEATLAND PCT 010	64
0410 WHEATLAND PCT 011	39
0411 WHEATLAND PCT 012	44
0412 WHEATLAND PCT 013	54
0413 WHEATLAND PCT 014	45
0414 WHEATLAND PCT 015	21
0415 WHEATLAND PCT 016	54
0416 WHEATLAND PCT 017	30
0417 WHEATLAND PCT 018	82
0418 WHEATLAND PCT 019	76
0419 WHEATLAND PCT 020	14
0420 WHEATLAND PCT 021	34
0421 WHEATLAND PCT 022	29
0422 WHEATLAND PCT 023	51
0423 WHEATLAND PCT 024	38
0424 WHEATLAND PCT 025	55
0425 WHEATLAND PCT 026	18
0426 WHEATLAND PCT 027	66
0427 WHEATLAND PCT 028	71
0428 WHEATLAND PCT 029	50
0429 WHEATLAND PCT 030	6
0430 WHEATLAND PCT 031	36
0431 WHEATLAND PCT 032	27
0432 WHEATLAND PCT 033	23
0433 WHEATLAND PCT 034	106
0434 WHEATLAND PCT 035	64
0435 WHEATLAND PCT 036	26
0436 WHEATLAND PCT 037	40
0437 WHEATLAND PCT 038	47
0438 WHEATLAND PCT 039	44
0439 WHEATLAND PCT 040	37
0440 WILL PCT 001	37

VOTES PERCENT

ATTORNEY GENERAL

Vote for 1

01 = Lisa Madigan

28,043 100.00

(CONTINUED FROM PREVIOUS PAGE)

01

0441 WILMINGTON PCT 001	31
0442 WILMINGTON PCT 002	48
0443 WILMINGTON PCT 003	77
0444 WILMINGTON PCT 004	37
0445 WILMINGTON PCT 005	61
0446 WILTON PCT 001	41

VOTES PERCENT

SECRETARY OF STATE

Vote for 1
01 = Jesse White

28,365 100.00

01

0001 CHANNAHON PCT 001	41
0002 CHANNAHON PCT 002	51
0003 CHANNAHON PCT 003	55
0004 CHANNAHON PCT 004	65
0005 CHANNAHON PCT 005	25
0006 CHANNAHON PCT 006	36
0007 CHANNAHON PCT 007	34
0008 CHANNAHON PCT 008	80
0009 CHANNAHON PCT 009	34
0010 CRETE PCT 001	69
0011 CRETE PCT 002	86
0012 CRETE PCT 003	50
0013 CRETE PCT 004	42
0014 CRETE PCT 005	21
0015 CRETE PCT 006	71
0016 CRETE PCT 007	125
0017 CRETE PCT 008	98
0018 CRETE PCT 009	48
0019 CRETE PCT 010	88
0020 CRETE PCT 011	40
0021 CRETE PCT 012	91
0022 CRETE PCT 013	103
0023 CRETE PCT 014	172
0024 CRETE PCT 015	124
0025 CRETE PCT 016	86
0026 CRETE PCT 017	95
0027 CUSTER PCT 001	80
0028 DU PAGE PCT 001	94
0029 DU PAGE PCT 002	38
0030 DU PAGE PCT 003	55
0031 DU PAGE PCT 004	68
0032 DU PAGE PCT 005	71
0033 DU PAGE PCT 006	48
0034 DU PAGE PCT 007	55
0035 DU PAGE PCT 008	72
0036 DU PAGE PCT 009	45
0037 DU PAGE PCT 010	61
0038 DU PAGE PCT 011	92
0039 DU PAGE PCT 012	81
0040 DU PAGE PCT 013	93
0041 DU PAGE PCT 014	60
0042 DU PAGE PCT 015	68
0043 DU PAGE PCT 016	57
0044 DU PAGE PCT 017	52
0045 DU PAGE PCT 018	76
0046 DU PAGE PCT 019	52
0047 DU PAGE PCT 020	100
0048 DU PAGE PCT 021	67
0049 DU PAGE PCT 022	49
0050 DU PAGE PCT 023	81
0051 DU PAGE PCT 024	91
0052 DU PAGE PCT 025	44
0053 DU PAGE PCT 026	45
0054 DU PAGE PCT 027	87
0055 DU PAGE PCT 028	73

**For City of Aurora details
refer to that section of this book.**

VOTES PERCENT

SECRETARY OF STATE

Vote for 1

01 = Jesse White

28,365 100.00

(CONTINUED FROM PREVIOUS PAGE)

01

0056 DU PAGE PCT 029	95
0057 DU PAGE PCT 030	60
0058 DU PAGE PCT 031	63
0059 DU PAGE PCT 032	67
0060 DU PAGE PCT 033	36
0061 DU PAGE PCT 034	28
0062 DU PAGE PCT 035	84
0063 DU PAGE PCT 036	63
0064 DU PAGE PCT 037	84
0065 DU PAGE PCT 038	56
0066 DU PAGE PCT 039	45
0067 DU PAGE PCT 040	110
0068 DU PAGE PCT 041	71
0069 DU PAGE PCT 042	47
0070 DU PAGE PCT 043	57
0071 DU PAGE PCT 044	113
0072 DU PAGE PCT 045	96
0073 DU PAGE PCT 046	85
0074 DU PAGE PCT 047	41
0075 DU PAGE PCT 048	95
0076 DU PAGE PCT 049	62
0077 DU PAGE PCT 050	36
0078 DU PAGE PCT 051	66
0079 DU PAGE PCT 052	37
0080 DU PAGE PCT 053	91
0081 DU PAGE PCT 054	64
0082 DU PAGE PCT 055	55
0083 DU PAGE PCT 056	90
0084 FLORENCE PCT 001	55
0085 FRANKFORT PCT 001	55
0086 FRANKFORT PCT 002	119
0087 FRANKFORT PCT 003	99
0088 FRANKFORT PCT 004	64
0089 FRANKFORT PCT 005	46
0090 FRANKFORT PCT 006	61
0091 FRANKFORT PCT 007	53
0092 FRANKFORT PCT 008	34
0093 FRANKFORT PCT 009	56
0094 FRANKFORT PCT 010	111
0095 FRANKFORT PCT 011	34
0096 FRANKFORT PCT 012	101
0097 FRANKFORT PCT 013	74
0098 FRANKFORT PCT 014	72
0099 FRANKFORT PCT 015	61
0100 FRANKFORT PCT 016	54
0101 FRANKFORT PCT 017	56
0102 FRANKFORT PCT 018	28
0103 FRANKFORT PCT 019	92
0104 FRANKFORT PCT 020	28
0105 FRANKFORT PCT 021	70
0106 FRANKFORT PCT 022	97
0107 FRANKFORT PCT 023	31
0108 FRANKFORT PCT 024	104
0109 FRANKFORT PCT 025	78
0110 FRANKFORT PCT 026	99

VOTES PERCENT

SECRETARY OF STATE

Vote for 1

01 = Jesse White

28,365 100.00

(CONTINUED FROM PREVIOUS PAGE)

01

0111 FRANKFORT PCT 027	145
0112 FRANKFORT PCT 028	76
0113 FRANKFORT PCT 029	97
0114 FRANKFORT PCT 030	37
0115 FRANKFORT PCT 031	82
0116 FRANKFORT PCT 032	63
0117 FRANKFORT PCT 033	53
0118 FRANKFORT PCT 034	47
0119 FRANKFORT PCT 035	99
0120 FRANKFORT PCT 036	77
0121 FRANKFORT PCT 037	86
0122 FRANKFORT PCT 038	97
0123 FRANKFORT PCT 039	53
0124 FRANKFORT PCT 040	47
0125 FRANKFORT PCT 041	81
0126 FRANKFORT PCT 042	63
0127 GREEN GARDEN PCT 001	40
0128 GREEN GARDEN PCT 002	62
0129 GREEN GARDEN PCT 003	41
0130 HOMER PCT 001	60
0131 HOMER PCT 002	24
0132 HOMER PCT 003	48
0133 HOMER PCT 004	40
0134 HOMER PCT 005	47
0135 HOMER PCT 006	59
0136 HOMER PCT 007	54
0137 HOMER PCT 008	52
0138 HOMER PCT 009	49
0139 HOMER PCT 010	82
0140 HOMER PCT 011	72
0141 HOMER PCT 012	56
0142 HOMER PCT 013	64
0143 HOMER PCT 014	35
0144 HOMER PCT 015	82
0145 HOMER PCT 016	55
0146 HOMER PCT 017	46
0147 HOMER PCT 018	60
0148 HOMER PCT 019	38
0149 HOMER PCT 020	39
0150 HOMER PCT 021	39
0151 HOMER PCT 022	77
0152 HOMER PCT 023	40
0153 HOMER PCT 024	35
0154 HOMER PCT 025	43
0155 HOMER PCT 026	39
0156 HOMER PCT 027	65
0157 HOMER PCT 028	49
0158 JACKSON PCT 001	59
0159 JACKSON PCT 002	94
0160 JACKSON PCT 003	100
0161 JACKSON PCT 004	33
0162 JOLIET PCT 001	70
0163 JOLIET PCT 002	42
0164 JOLIET PCT 003	34
0165 JOLIET PCT 004	44

VOTES PERCENT

SECRETARY OF STATE

Vote for 1
 01 = Jesse White

28,365 100.00

(CONTINUED FROM PREVIOUS PAGE)

 01

0166 JOLIET PCT 005	54
0167 JOLIET PCT 006	48
0168 JOLIET PCT 007	38
0169 JOLIET PCT 008	43
0170 JOLIET PCT 009	51
0171 JOLIET PCT 010	39
0172 JOLIET PCT 011	55
0173 JOLIET PCT 012	96
0174 JOLIET PCT 013	74
0175 JOLIET PCT 014	75
0176 JOLIET PCT 015	43
0177 JOLIET PCT 016	52
0178 JOLIET PCT 017	55
0179 JOLIET PCT 018	24
0180 JOLIET PCT 019	40
0181 JOLIET PCT 020	46
0182 JOLIET PCT 021	87
0183 JOLIET PCT 022	66
0184 JOLIET PCT 023	94
0185 JOLIET PCT 024	75
0186 JOLIET PCT 025	49
0187 JOLIET PCT 026	85
0188 JOLIET PCT 027	65
0189 JOLIET PCT 028	60
0190 JOLIET PCT 029	68
0191 JOLIET PCT 030	39
0192 JOLIET PCT 031	61
0193 JOLIET PCT 032	73
0194 JOLIET PCT 033	41
0195 JOLIET PCT 034	33
0196 JOLIET PCT 035	38
0197 JOLIET PCT 036	44
0198 JOLIET PCT 037	92
0199 JOLIET PCT 038	86
0200 JOLIET PCT 039	111
0201 JOLIET PCT 040	98
0202 JOLIET PCT 041	87
0203 JOLIET PCT 042	95
0204 JOLIET PCT 043	100
0205 JOLIET PCT 044	86
0206 JOLIET PCT 045	40
0207 JOLIET PCT 046	29
0208 JOLIET PCT 047	73
0209 JOLIET PCT 048	62
0210 JOLIET PCT 049	53
0211 JOLIET PCT 050	103
0212 JOLIET PCT 051	53
0213 JOLIET PCT 052	55
0214 JOLIET PCT 053	46
0215 JOLIET PCT 054	50
0216 JOLIET PCT 055	24
0217 JOLIET PCT 056	97
0218 JOLIET PCT 057	56
0219 JOLIET PCT 058	27
0220 JOLIET PCT 059	66

VOTES PERCENT

SECRETARY OF STATE

Vote for 1

01 = Jesse White

28,365 100.00

(CONTINUED FROM PREVIOUS PAGE)

01

0221 JOLIET PCT 060	35
0222 JOLIET PCT 061	42
0223 JOLIET PCT 062	51
0224 JOLIET PCT 063	24
0225 JOLIET PCT 064	72
0226 LOCKPORT PCT 001	68
0227 LOCKPORT PCT 002	62
0228 LOCKPORT PCT 003	85
0229 LOCKPORT PCT 004	76
0230 LOCKPORT PCT 005	41
0231 LOCKPORT PCT 006	83
0232 LOCKPORT PCT 007	87
0233 LOCKPORT PCT 008	97
0234 LOCKPORT PCT 009	157
0235 LOCKPORT PCT 010	84
0236 LOCKPORT PCT 011	49
0237 LOCKPORT PCT 012	87
0238 LOCKPORT PCT 013	58
0239 LOCKPORT PCT 014	81
0240 LOCKPORT PCT 015	85
0241 LOCKPORT PCT 016	61
0242 LOCKPORT PCT 017	63
0243 LOCKPORT PCT 018	60
0244 LOCKPORT PCT 019	103
0245 LOCKPORT PCT 020	101
0246 LOCKPORT PCT 021	77
0247 LOCKPORT PCT 022	97
0248 LOCKPORT PCT 023	91
0249 LOCKPORT PCT 024	60
0250 LOCKPORT PCT 025	95
0251 LOCKPORT PCT 026	60
0252 LOCKPORT PCT 027	110
0253 LOCKPORT PCT 028	84
0254 LOCKPORT PCT 029	62
0255 LOCKPORT PCT 030	185
0256 LOCKPORT PCT 031	104
0257 LOCKPORT PCT 032	77
0258 LOCKPORT PCT 033	92
0259 LOCKPORT PCT 034	66
0260 LOCKPORT PCT 035	259
0261 LOCKPORT PCT 036	334
0262 LOCKPORT PCT 037	85
0263 MANHATTAN PCT 001	76
0264 MANHATTAN PCT 002	123
0265 MANHATTAN PCT 003	67
0266 MANHATTAN PCT 004	65
0267 MANHATTAN PCT 005	115
0268 MONEE PCT 001	42
0269 MONEE PCT 002	89
0270 MONEE PCT 003	38
0271 MONEE PCT 004	97
0272 MONEE PCT 005	143
0273 MONEE PCT 006	87
0274 MONEE PCT 007	86
0275 MONEE PCT 008	130

VOTES PERCENT

SECRETARY OF STATE

Vote for 1

01 = Jesse White

28,365 100.00

(CONTINUED FROM PREVIOUS PAGE)

	01

0276 MONEE PCT 009	89
0277 MONEE PCT 010	82
0278 MONEE PCT 011	132
0279 MONEE PCT 012	58
0280 NEW LENOX PCT 001	32
0281 NEW LENOX PCT 002	61
0282 NEW LENOX PCT 003	71
0283 NEW LENOX PCT 004	51
0284 NEW LENOX PCT 005	97
0285 NEW LENOX PCT 006	44
0286 NEW LENOX PCT 007	93
0287 NEW LENOX PCT 008	43
0288 NEW LENOX PCT 009	51
0289 NEW LENOX PCT 010	42
0290 NEW LENOX PCT 011	59
0291 NEW LENOX PCT 012	83
0292 NEW LENOX PCT 013	72
0293 NEW LENOX PCT 014	42
0294 NEW LENOX PCT 015	43
0295 NEW LENOX PCT 016	45
0296 NEW LENOX PCT 017	57
0297 NEW LENOX PCT 018	37
0298 NEW LENOX PCT 019	39
0299 NEW LENOX PCT 020	66
0300 NEW LENOX PCT 021	34
0301 NEW LENOX PCT 022	68
0302 NEW LENOX PCT 023	42
0303 NEW LENOX PCT 024	103
0304 NEW LENOX PCT 025	43
0305 NEW LENOX PCT 026	45
0306 NEW LENOX PCT 027	46
0307 NEW LENOX PCT 028	34
0308 NEW LENOX PCT 029	35
0309 NEW LENOX PCT 030	36
0310 PEOTONE PCT 001	52
0311 PEOTONE PCT 002	50
0312 PEOTONE PCT 003	27
0313 PLAINFIELD PCT 001	41
0314 PLAINFIELD PCT 002	32
0315 PLAINFIELD PCT 003	29
0316 PLAINFIELD PCT 004	68
0317 PLAINFIELD PCT 005	108
0318 PLAINFIELD PCT 006	51
0319 PLAINFIELD PCT 007	58
0320 PLAINFIELD PCT 008	74
0321 PLAINFIELD PCT 009	69
0322 PLAINFIELD PCT 010	38
0323 PLAINFIELD PCT 011	28
0324 PLAINFIELD PCT 012	68
0325 PLAINFIELD PCT 013	31
0326 PLAINFIELD PCT 014	65
0327 PLAINFIELD PCT 015	48
0328 PLAINFIELD PCT 016	52
0329 PLAINFIELD PCT 017	59
0330 PLAINFIELD PCT 018	23

VOTES PERCENT

SECRETARY OF STATE

Vote for 1

01 = Jesse White

28,365 100.00

(CONTINUED FROM PREVIOUS PAGE)

 01

0331 PLAINFIELD PCT 019	80
0332 PLAINFIELD PCT 020	25
0333 PLAINFIELD PCT 021	43
0334 PLAINFIELD PCT 022	52
0335 PLAINFIELD PCT 023	36
0336 PLAINFIELD PCT 024	32
0337 PLAINFIELD PCT 025	34
0338 PLAINFIELD PCT 026	74
0339 PLAINFIELD PCT 027	70
0340 PLAINFIELD PCT 028	52
0341 PLAINFIELD PCT 029	34
0342 PLAINFIELD PCT 030	36
0343 PLAINFIELD PCT 031	42
0344 PLAINFIELD PCT 032	77
0345 PLAINFIELD PCT 033	71
0346 PLAINFIELD PCT 034	35
0347 PLAINFIELD PCT 035	103
0348 PLAINFIELD PCT 036	86
0349 PLAINFIELD PCT 037	51
0350 PLAINFIELD PCT 038	43
0351 PLAINFIELD PCT 039	35
0352 PLAINFIELD PCT 040	51
0353 PLAINFIELD PCT 041	74
0354 PLAINFIELD PCT 042	40
0355 PLAINFIELD PCT 043	62
0356 PLAINFIELD PCT 044	83
0357 PLAINFIELD PCT 045	103
0358 PLAINFIELD PCT 046	54
0359 REED PCT 001	77
0360 REED PCT 002	42
0361 REED PCT 003	28
0362 REED PCT 004	56
0363 REED PCT 005	62
0364 TROY PCT 001	45
0365 TROY PCT 002	89
0366 TROY PCT 003	62
0367 TROY PCT 004	49
0368 TROY PCT 005	27
0369 TROY PCT 006	37
0370 TROY PCT 007	79
0371 TROY PCT 008	111
0372 TROY PCT 009	52
0373 TROY PCT 010	56
0374 TROY PCT 011	159
0375 TROY PCT 012	60
0376 TROY PCT 013	50
0377 TROY PCT 014	35
0378 TROY PCT 015	56
0379 TROY PCT 016	58
0380 TROY PCT 017	58
0381 TROY PCT 018	82
0382 TROY PCT 019	63
0383 TROY PCT 020	97
0384 TROY PCT 021	60
0385 TROY PCT 022	42

VOTES PERCENT

SECRETARY OF STATE

Vote for 1

01 = Jesse White

28,365 100.00

(CONTINUED FROM PREVIOUS PAGE)

01

0386 TROY PCT 023	47
0387 TROY PCT 024	65
0388 TROY PCT 025	60
0389 TROY PCT 026	62
0390 TROY PCT 027	59
0391 TROY PCT 028	118
0392 TROY PCT 029	61
0393 TROY PCT 030	36
0394 WASHINGTON PCT 001	53
0395 WASHINGTON PCT 002	25
0396 WASHINGTON PCT 003	45
0397 WASHINGTON PCT 004	53
0398 WESLEY PCT 001	55
0399 WESLEY PCT 002	41
0400 WHEATLAND PCT 001	30
0401 WHEATLAND PCT 002	42
0402 WHEATLAND PCT 003	27
0403 WHEATLAND PCT 004	74
0404 WHEATLAND PCT 005	54
0405 WHEATLAND PCT 006	44
0406 WHEATLAND PCT 007	59
0407 WHEATLAND PCT 008	40
0408 WHEATLAND PCT 009	53
0409 WHEATLAND PCT 010	66
0410 WHEATLAND PCT 011	40
0411 WHEATLAND PCT 012	43
0412 WHEATLAND PCT 013	52
0413 WHEATLAND PCT 014	47
0414 WHEATLAND PCT 015	21
0415 WHEATLAND PCT 016	56
0416 WHEATLAND PCT 017	31
0417 WHEATLAND PCT 018	81
0418 WHEATLAND PCT 019	80
0419 WHEATLAND PCT 020	14
0420 WHEATLAND PCT 021	33
0421 WHEATLAND PCT 022	31
0422 WHEATLAND PCT 023	52
0423 WHEATLAND PCT 024	38
0424 WHEATLAND PCT 025	58
0425 WHEATLAND PCT 026	19
0426 WHEATLAND PCT 027	68
0427 WHEATLAND PCT 028	72
0428 WHEATLAND PCT 029	49
0429 WHEATLAND PCT 030	6
0430 WHEATLAND PCT 031	35
0431 WHEATLAND PCT 032	29
0432 WHEATLAND PCT 033	25
0433 WHEATLAND PCT 034	105
0434 WHEATLAND PCT 035	67
0435 WHEATLAND PCT 036	27
0436 WHEATLAND PCT 037	43
0437 WHEATLAND PCT 038	45
0438 WHEATLAND PCT 039	46
0439 WHEATLAND PCT 040	35
0440 WILL PCT 001	37

SECRETARY OF STATE

VOTES PERCENT

Vote for 1

01 = Jesse White

28,365 100.00

(CONTINUED FROM PREVIOUS PAGE)

01

0441 WILMINGTON PCT 001	30
0442 WILMINGTON PCT 002	48
0443 WILMINGTON PCT 003	82
0444 WILMINGTON PCT 004	37
0445 WILMINGTON PCT 005	64
0446 WILTON PCT 001	41

	VOTES	PERCENT		VOTES	PERCENT
COMPTRROLLER					
Vote for 1					
01 = David E. Miller	10,872	38.44			
02 = S. Raja Krishnamoorthi	15,351	54.27	03 = Clinton A. "Clint" Krislov	2,062	7.29

	01	02	03
0001 CHANNAHON PCT 001	21	16	4
0002 CHANNAHON PCT 002	22	28	1
0003 CHANNAHON PCT 003	18	34	2
0004 CHANNAHON PCT 004	27	37	1
0005 CHANNAHON PCT 005	6	19	1
0006 CHANNAHON PCT 006	15	13	7
0007 CHANNAHON PCT 007	9	23	3
0008 CHANNAHON PCT 008	31	42	6
0009 CHANNAHON PCT 009	10	18	5
0010 CRETE PCT 001	24	46	4
0011 CRETE PCT 002	36	38	3
0012 CRETE PCT 003	21	21	4
0013 CRETE PCT 004	14	25	5
0014 CRETE PCT 005	11	11	0
0015 CRETE PCT 006	24	41	4
0016 CRETE PCT 007	58	66	2
0017 CRETE PCT 008	41	54	4
0018 CRETE PCT 009	17	31	2
0019 CRETE PCT 010	42	38	6
0020 CRETE PCT 011	19	22	1
0021 CRETE PCT 012	38	47	8
0022 CRETE PCT 013	43	57	7
0023 CRETE PCT 014	94	72	5
0024 CRETE PCT 015	76	43	7
0025 CRETE PCT 016	30	45	10
0026 CRETE PCT 017	39	49	2
0027 CUSTER PCT 001	26	46	7
0028 DU PAGE PCT 001	40	47	10
0029 DU PAGE PCT 002	15	22	2
0030 DU PAGE PCT 003	15	29	9
0031 DU PAGE PCT 004	34	28	9
0032 DU PAGE PCT 005	27	33	9
0033 DU PAGE PCT 006	23	19	5
0034 DU PAGE PCT 007	23	31	2
0035 DU PAGE PCT 008	30	41	4
0036 DU PAGE PCT 009	20	24	2
0037 DU PAGE PCT 010	29	29	2
0038 DU PAGE PCT 011	37	50	5
0039 DU PAGE PCT 012	31	46	3
0040 DU PAGE PCT 013	29	53	6
0041 DU PAGE PCT 014	18	36	4
0042 DU PAGE PCT 015	28	34	4
0043 DU PAGE PCT 016	24	29	4
0044 DU PAGE PCT 017	14	35	3
0045 DU PAGE PCT 018	28	41	8
0046 DU PAGE PCT 019	14	37	1
0047 DU PAGE PCT 020	42	49	5
0048 DU PAGE PCT 021	27	33	7
0049 DU PAGE PCT 022	17	26	4
0050 DU PAGE PCT 023	29	44	4
0051 DU PAGE PCT 024	38	36	12
0052 DU PAGE PCT 025	21	21	3
0053 DU PAGE PCT 026	22	20	4
0054 DU PAGE PCT 027	35	40	8

**For City of Aurora details
 refer to that section of this book.**

	VOTES	PERCENT		VOTES	PERCENT
COMPTROLLER					
Vote for 1					
01 = David E. Miller	10,872	38.44			
02 = S. Raja Krishnamoorthi	15,351	54.27	03 = Clinton A. "Clint" Krislov	2,062	7.29

(CONTINUED FROM PREVIOUS PAGE)

	01	02	03
0055 DU PAGE PCT 028	28	45	3
0056 DU PAGE PCT 029	49	38	5
0057 DU PAGE PCT 030	23	35	3
0058 DU PAGE PCT 031	12	47	3
0059 DU PAGE PCT 032	23	42	5
0060 DU PAGE PCT 033	10	25	1
0061 DU PAGE PCT 034	5	20	3
0062 DU PAGE PCT 035	32	53	6
0063 DU PAGE PCT 036	21	38	4
0064 DU PAGE PCT 037	26	54	4
0065 DU PAGE PCT 038	21	30	5
0066 DU PAGE PCT 039	17	26	3
0067 DU PAGE PCT 040	57	47	5
0068 DU PAGE PCT 041	27	41	4
0069 DU PAGE PCT 042	12	34	2
0070 DU PAGE PCT 043	23	27	5
0071 DU PAGE PCT 044	35	70	7
0072 DU PAGE PCT 045	25	64	4
0073 DU PAGE PCT 046	31	42	9
0074 DU PAGE PCT 047	10	28	0
0075 DU PAGE PCT 048	34	48	10
0076 DU PAGE PCT 049	29	31	2
0077 DU PAGE PCT 050	19	20	0
0078 DU PAGE PCT 051	25	38	2
0079 DU PAGE PCT 052	9	29	2
0080 DU PAGE PCT 053	29	54	6
0081 DU PAGE PCT 054	27	32	2
0082 DU PAGE PCT 055	19	30	4
0083 DU PAGE PCT 056	37	50	6
0084 FLORENCE PCT 001	20	28	2
0085 FRANKFORT PCT 001	14	31	3
0086 FRANKFORT PCT 002	41	70	11
0087 FRANKFORT PCT 003	33	51	6
0088 FRANKFORT PCT 004	13	43	6
0089 FRANKFORT PCT 005	20	23	5
0090 FRANKFORT PCT 006	19	39	5
0091 FRANKFORT PCT 007	12	34	4
0092 FRANKFORT PCT 008	9	27	3
0093 FRANKFORT PCT 009	19	35	4
0094 FRANKFORT PCT 010	48	54	4
0095 FRANKFORT PCT 011	14	18	3
0096 FRANKFORT PCT 012	47	66	1
0097 FRANKFORT PCT 013	22	46	7
0098 FRANKFORT PCT 014	24	48	4
0099 FRANKFORT PCT 015	16	40	4
0100 FRANKFORT PCT 016	11	38	6
0101 FRANKFORT PCT 017	17	32	5
0102 FRANKFORT PCT 018	9	18	1
0103 FRANKFORT PCT 019	30	58	5
0104 FRANKFORT PCT 020	13	15	1
0105 FRANKFORT PCT 021	27	42	4
0106 FRANKFORT PCT 022	31	61	1
0107 FRANKFORT PCT 023	12	23	3
0108 FRANKFORT PCT 024	40	61	4

	VOTES	PERCENT		VOTES	PERCENT
COMPTRROLLER					
Vote for 1					
01 = David E. Miller	10,872	38.44			
02 = S. Raja Krishnamoorthi	15,351	54.27	03 = Clinton A. "Clint" Krislov	2,062	7.29

(CONTINUED FROM PREVIOUS PAGE)

	01	02	03
0109 FRANKFORT PCT 025	27	48	3
0110 FRANKFORT PCT 026	25	62	7
0111 FRANKFORT PCT 027	48	81	12
0112 FRANKFORT PCT 028	28	45	4
0113 FRANKFORT PCT 029	42	50	8
0114 FRANKFORT PCT 030	19	20	1
0115 FRANKFORT PCT 031	35	41	1
0116 FRANKFORT PCT 032	14	41	6
0117 FRANKFORT PCT 033	25	24	7
0118 FRANKFORT PCT 034	9	34	1
0119 FRANKFORT PCT 035	40	52	4
0120 FRANKFORT PCT 036	29	47	0
0121 FRANKFORT PCT 037	37	42	7
0122 FRANKFORT PCT 038	28	59	8
0123 FRANKFORT PCT 039	13	36	4
0124 FRANKFORT PCT 040	17	31	5
0125 FRANKFORT PCT 041	30	42	6
0126 FRANKFORT PCT 042	32	33	2
0127 GREEN GARDEN PCT 001	18	18	5
0128 GREEN GARDEN PCT 002	19	40	5
0129 GREEN GARDEN PCT 003	16	20	4
0130 HOMER PCT 001	21	31	7
0131 HOMER PCT 002	8	13	4
0132 HOMER PCT 003	16	23	6
0133 HOMER PCT 004	10	24	4
0134 HOMER PCT 005	12	30	6
0135 HOMER PCT 006	21	32	4
0136 HOMER PCT 007	12	34	6
0137 HOMER PCT 008	16	35	4
0138 HOMER PCT 009	17	30	3
0139 HOMER PCT 010	27	44	11
0140 HOMER PCT 011	29	37	8
0141 HOMER PCT 012	18	33	3
0142 HOMER PCT 013	16	46	4
0143 HOMER PCT 014	16	14	3
0144 HOMER PCT 015	25	50	3
0145 HOMER PCT 016	25	30	2
0146 HOMER PCT 017	13	24	5
0147 HOMER PCT 018	21	36	3
0148 HOMER PCT 019	12	25	1
0149 HOMER PCT 020	11	25	2
0150 HOMER PCT 021	13	18	10
0151 HOMER PCT 022	32	47	6
0152 HOMER PCT 023	12	23	7
0153 HOMER PCT 024	12	21	7
0154 HOMER PCT 025	14	24	2
0155 HOMER PCT 026	16	24	4
0156 HOMER PCT 027	25	35	4
0157 HOMER PCT 028	18	29	4
0158 JACKSON PCT 001	21	31	7
0159 JACKSON PCT 002	46	42	10
0160 JACKSON PCT 003	31	53	11
0161 JACKSON PCT 004	17	11	3
0162 JOLIET PCT 001	35	30	3

	VOTES	PERCENT		VOTES	PERCENT
COMPTRROLLER					
Vote for 1					
01 = David E. Miller	10,872	38.44			
02 = S. Raja Krishnamoorthi	15,351	54.27	03 = Clinton A. "Clint" Krislov	2,062	7.29

(CONTINUED FROM PREVIOUS PAGE)

	01	02	03
0163 JOLIET PCT 002	19	21	2
0164 JOLIET PCT 003	17	12	4
0165 JOLIET PCT 004	21	20	5
0166 JOLIET PCT 005	22	25	6
0167 JOLIET PCT 006	24	22	0
0168 JOLIET PCT 007	11	26	1
0169 JOLIET PCT 008	21	18	4
0170 JOLIET PCT 009	19	21	10
0171 JOLIET PCT 010	16	17	6
0172 JOLIET PCT 011	25	22	8
0173 JOLIET PCT 012	42	49	6
0174 JOLIET PCT 013	22	49	1
0175 JOLIET PCT 014	26	41	3
0176 JOLIET PCT 015	19	20	2
0177 JOLIET PCT 016	22	27	4
0178 JOLIET PCT 017	17	32	2
0179 JOLIET PCT 018	15	7	1
0180 JOLIET PCT 019	14	21	4
0181 JOLIET PCT 020	12	30	4
0182 JOLIET PCT 021	47	30	5
0183 JOLIET PCT 022	22	37	6
0184 JOLIET PCT 023	34	55	2
0185 JOLIET PCT 024	41	35	2
0186 JOLIET PCT 025	28	16	5
0187 JOLIET PCT 026	33	48	2
0188 JOLIET PCT 027	27	32	7
0189 JOLIET PCT 028	24	25	9
0190 JOLIET PCT 029	21	46	5
0191 JOLIET PCT 030	23	17	4
0192 JOLIET PCT 031	17	41	2
0193 JOLIET PCT 032	24	37	5
0194 JOLIET PCT 033	13	27	3
0195 JOLIET PCT 034	13	16	3
0196 JOLIET PCT 035	23	15	1
0197 JOLIET PCT 036	17	23	3
0198 JOLIET PCT 037	45	41	3
0199 JOLIET PCT 038	53	22	5
0200 JOLIET PCT 039	60	47	5
0201 JOLIET PCT 040	47	35	9
0202 JOLIET PCT 041	43	33	8
0203 JOLIET PCT 042	50	35	7
0204 JOLIET PCT 043	55	34	7
0205 JOLIET PCT 044	43	41	4
0206 JOLIET PCT 045	21	18	1
0207 JOLIET PCT 046	21	6	3
0208 JOLIET PCT 047	43	19	5
0209 JOLIET PCT 048	30	26	5
0210 JOLIET PCT 049	21	21	7
0211 JOLIET PCT 050	54	39	7
0212 JOLIET PCT 051	25	23	2
0213 JOLIET PCT 052	31	18	6
0214 JOLIET PCT 053	15	28	4
0215 JOLIET PCT 054	17	25	6
0216 JOLIET PCT 055	14	10	3

ABSTRACT OF VOTES

WILL COUNTY, ILLINOIS
 GENERAL PRIMARY ELECTION
 FEBRUARY 2, 2010
 DEMOCRATIC

OFFICIAL RESULTS

	VOTES	PERCENT		VOTES	PERCENT
COMPTRROLLER					
Vote for 1					
01 = David E. Miller	10,872	38.44			
02 = S. Raja Krishnamoorthi	15,351	54.27	03 = Clinton A. "Clint" Krislov	2,062	7.29

(CONTINUED FROM PREVIOUS PAGE)

	01	02	03
0217 JOLIET PCT 056	43	45	7
0218 JOLIET PCT 057	14	37	2
0219 JOLIET PCT 058	12	11	2
0220 JOLIET PCT 059	22	33	8
0221 JOLIET PCT 060	18	15	4
0222 JOLIET PCT 061	24	15	4
0223 JOLIET PCT 062	24	22	3
0224 JOLIET PCT 063	12	11	0
0225 JOLIET PCT 064	32	24	15
0226 LOCKPORT PCT 001	27	28	7
0227 LOCKPORT PCT 002	28	30	2
0228 LOCKPORT PCT 003	31	44	5
0229 LOCKPORT PCT 004	27	36	7
0230 LOCKPORT PCT 005	15	22	7
0231 LOCKPORT PCT 006	43	36	5
0232 LOCKPORT PCT 007	44	33	7
0233 LOCKPORT PCT 008	40	49	8
0234 LOCKPORT PCT 009	46	104	9
0235 LOCKPORT PCT 010	31	44	9
0236 LOCKPORT PCT 011	25	22	3
0237 LOCKPORT PCT 012	36	42	8
0238 LOCKPORT PCT 013	26	26	8
0239 LOCKPORT PCT 014	27	37	9
0240 LOCKPORT PCT 015	28	50	5
0241 LOCKPORT PCT 016	21	30	7
0242 LOCKPORT PCT 017	21	36	5
0243 LOCKPORT PCT 018	20	34	7
0244 LOCKPORT PCT 019	39	55	9
0245 LOCKPORT PCT 020	35	50	15
0246 LOCKPORT PCT 021	30	34	8
0247 LOCKPORT PCT 022	30	56	7
0248 LOCKPORT PCT 023	40	42	9
0249 LOCKPORT PCT 024	21	33	7
0250 LOCKPORT PCT 025	34	49	9
0251 LOCKPORT PCT 026	31	27	4
0252 LOCKPORT PCT 027	28	73	6
0253 LOCKPORT PCT 028	32	44	10
0254 LOCKPORT PCT 029	17	38	6
0255 LOCKPORT PCT 030	60	109	17
0256 LOCKPORT PCT 031	52	44	7
0257 LOCKPORT PCT 032	38	34	5
0258 LOCKPORT PCT 033	36	47	6
0259 LOCKPORT PCT 034	25	38	3
0260 LOCKPORT PCT 035	82	146	31
0261 LOCKPORT PCT 036	105	190	38
0262 LOCKPORT PCT 037	37	42	2
0263 MANHATTAN PCT 001	28	38	3
0264 MANHATTAN PCT 002	41	63	15
0265 MANHATTAN PCT 003	20	42	6
0266 MANHATTAN PCT 004	18	46	3
0267 MANHATTAN PCT 005	50	67	6
0268 MONEE PCT 001	16	24	1
0269 MONEE PCT 002	43	38	4
0270 MONEE PCT 003	17	17	4

ABSTRACT OF VOTES

WILL COUNTY, ILLINOIS
GENERAL PRIMARY ELECTION
FEBRUARY 2, 2010
DEMOCRATIC

OFFICIAL RESULTS

	VOTES	PERCENT		VOTES	PERCENT
COMPTRROLLER					
Vote for 1					
01 = David E. Miller	10,872	38.44			
02 = S. Raja Krishnamoorthi	15,351	54.27	03 = Clinton A. "Clint" Krislov	2,062	7.29

(CONTINUED FROM PREVIOUS PAGE)

	01	02	03
0271 MONEE PCT 004	40	52	5
0272 MONEE PCT 005	71	63	9
0273 MONEE PCT 006	48	33	4
0274 MONEE PCT 007	60	23	2
0275 MONEE PCT 008	89	31	8
0276 MONEE PCT 009	38	51	4
0277 MONEE PCT 010	29	45	6
0278 MONEE PCT 011	74	57	4
0279 MONEE PCT 012	25	25	8
0280 NEW LENOX PCT 001	10	18	4
0281 NEW LENOX PCT 002	18	39	4
0282 NEW LENOX PCT 003	26	38	6
0283 NEW LENOX PCT 004	17	34	7
0284 NEW LENOX PCT 005	36	58	6
0285 NEW LENOX PCT 006	13	28	4
0286 NEW LENOX PCT 007	40	48	8
0287 NEW LENOX PCT 008	12	22	5
0288 NEW LENOX PCT 009	15	34	5
0289 NEW LENOX PCT 010	9	26	6
0290 NEW LENOX PCT 011	27	25	8
0291 NEW LENOX PCT 012	35	49	6
0292 NEW LENOX PCT 013	33	33	6
0293 NEW LENOX PCT 014	16	24	4
0294 NEW LENOX PCT 015	11	27	3
0295 NEW LENOX PCT 016	11	33	2
0296 NEW LENOX PCT 017	22	28	8
0297 NEW LENOX PCT 018	8	25	2
0298 NEW LENOX PCT 019	18	23	1
0299 NEW LENOX PCT 020	19	40	5
0300 NEW LENOX PCT 021	16	16	3
0301 NEW LENOX PCT 022	19	48	6
0302 NEW LENOX PCT 023	17	27	5
0303 NEW LENOX PCT 024	29	64	6
0304 NEW LENOX PCT 025	10	35	2
0305 NEW LENOX PCT 026	13	30	0
0306 NEW LENOX PCT 027	22	24	1
0307 NEW LENOX PCT 028	16	15	6
0308 NEW LENOX PCT 029	16	18	4
0309 NEW LENOX PCT 030	16	18	2
0310 PEOTONE PCT 001	10	36	3
0311 PEOTONE PCT 002	16	33	4
0312 PEOTONE PCT 003	7	15	4
0313 PLAINFIELD PCT 001	16	22	4
0314 PLAINFIELD PCT 002	15	9	4
0315 PLAINFIELD PCT 003	11	16	4
0316 PLAINFIELD PCT 004	32	30	8
0317 PLAINFIELD PCT 005	41	55	14
0318 PLAINFIELD PCT 006	27	21	6
0319 PLAINFIELD PCT 007	21	31	4
0320 PLAINFIELD PCT 008	32	35	5
0321 PLAINFIELD PCT 009	32	37	2
0322 PLAINFIELD PCT 010	14	15	6
0323 PLAINFIELD PCT 011	8	19	3
0324 PLAINFIELD PCT 012	31	25	9

VOTES PERCENT

VOTES PERCENT

COMPTROLLER

Vote for 1

01 = David E. Miller

10,872 38.44

02 = S. Raja Krishnamoorthi

15,351 54.27

03 = Clinton A. "Clint" Krislov

2,062 7.29

(CONTINUED FROM PREVIOUS PAGE)

	01	02	03
0325 PLAINFIELD PCT 013	10	18	1
0326 PLAINFIELD PCT 014	23	37	3
0327 PLAINFIELD PCT 015	17	30	0
0328 PLAINFIELD PCT 016	17	31	2
0329 PLAINFIELD PCT 017	18	40	2
0330 PLAINFIELD PCT 018	11	12	1
0331 PLAINFIELD PCT 019	30	50	6
0332 PLAINFIELD PCT 020	11	12	2
0333 PLAINFIELD PCT 021	17	22	6
0334 PLAINFIELD PCT 022	25	27	2
0335 PLAINFIELD PCT 023	14	17	4
0336 PLAINFIELD PCT 024	11	15	7
0337 PLAINFIELD PCT 025	15	16	2
0338 PLAINFIELD PCT 026	23	41	9
0339 PLAINFIELD PCT 027	19	46	6
0340 PLAINFIELD PCT 028	24	29	1
0341 PLAINFIELD PCT 029	13	18	2
0342 PLAINFIELD PCT 030	10	23	3
0343 PLAINFIELD PCT 031	13	26	2
0344 PLAINFIELD PCT 032	37	37	5
0345 PLAINFIELD PCT 033	26	41	2
0346 PLAINFIELD PCT 034	18	15	2
0347 PLAINFIELD PCT 035	28	62	3
0348 PLAINFIELD PCT 036	39	42	4
0349 PLAINFIELD PCT 037	28	23	2
0350 PLAINFIELD PCT 038	16	26	3
0351 PLAINFIELD PCT 039	14	20	0
0352 PLAINFIELD PCT 040	11	42	3
0353 PLAINFIELD PCT 041	28	39	4
0354 PLAINFIELD PCT 042	13	23	3
0355 PLAINFIELD PCT 043	28	29	4
0356 PLAINFIELD PCT 044	32	40	5
0357 PLAINFIELD PCT 045	37	59	6
0358 PLAINFIELD PCT 046	18	34	5
0359 REED PCT 001	41	26	7
0360 REED PCT 002	19	20	5
0361 REED PCT 003	14	12	5
0362 REED PCT 004	19	30	5
0363 REED PCT 005	24	37	6
0364 TROY PCT 001	17	26	4
0365 TROY PCT 002	39	40	7
0366 TROY PCT 003	25	27	9
0367 TROY PCT 004	15	30	5
0368 TROY PCT 005	11	13	4
0369 TROY PCT 006	19	21	1
0370 TROY PCT 007	25	40	10
0371 TROY PCT 008	40	59	7
0372 TROY PCT 009	16	37	3
0373 TROY PCT 010	19	38	5
0374 TROY PCT 011	52	94	15
0375 TROY PCT 012	24	34	3
0376 TROY PCT 013	21	24	6
0377 TROY PCT 014	20	15	0
0378 TROY PCT 015	20	30	6

	VOTES	PERCENT		VOTES	PERCENT
COMPTRROLLER					
Vote for 1					
01 = David E. Miller	10,872	38.44			
02 = S. Raja Krishnamoorthi	15,351	54.27	03 = Clinton A. "Clint" Krislov	2,062	7.29

(CONTINUED FROM PREVIOUS PAGE)

	01	02	03
0379 TROY PCT 016	18	40	2
0380 TROY PCT 017	30	25	2
0381 TROY PCT 018	32	49	3
0382 TROY PCT 019	22	43	1
0383 TROY PCT 020	33	59	5
0384 TROY PCT 021	22	36	1
0385 TROY PCT 022	13	24	4
0386 TROY PCT 023	23	23	1
0387 TROY PCT 024	24	33	3
0388 TROY PCT 025	27	29	6
0389 TROY PCT 026	26	34	3
0390 TROY PCT 027	23	32	5
0391 TROY PCT 028	38	63	12
0392 TROY PCT 029	22	35	3
0393 TROY PCT 030	15	20	2
0394 WASHINGTON PCT 001	20	33	4
0395 WASHINGTON PCT 002	10	14	3
0396 WASHINGTON PCT 003	12	29	4
0397 WASHINGTON PCT 004	23	32	4
0398 WESLEY PCT 001	18	33	6
0399 WESLEY PCT 002	14	23	1
0400 WHEATLAND PCT 001	17	13	4
0401 WHEATLAND PCT 002	9	32	2
0402 WHEATLAND PCT 003	5	21	3
0403 WHEATLAND PCT 004	15	60	2
0404 WHEATLAND PCT 005	12	38	4
0405 WHEATLAND PCT 006	11	28	4
0406 WHEATLAND PCT 007	18	43	2
0407 WHEATLAND PCT 008	10	23	3
0408 WHEATLAND PCT 009	15	37	1
0409 WHEATLAND PCT 010	24	44	4
0410 WHEATLAND PCT 011	17	21	2
0411 WHEATLAND PCT 012	9	29	4
0412 WHEATLAND PCT 013	10	39	3
0413 WHEATLAND PCT 014	19	24	3
0414 WHEATLAND PCT 015	6	17	0
0415 WHEATLAND PCT 016	11	42	0
0416 WHEATLAND PCT 017	9	23	1
0417 WHEATLAND PCT 018	29	49	4
0418 WHEATLAND PCT 019	26	45	5
0419 WHEATLAND PCT 020	5	7	1
0420 WHEATLAND PCT 021	7	26	0
0421 WHEATLAND PCT 022	8	23	1
0422 WHEATLAND PCT 023	14	36	1
0423 WHEATLAND PCT 024	14	21	2
0424 WHEATLAND PCT 025	26	30	2
0425 WHEATLAND PCT 026	4	15	0
0426 WHEATLAND PCT 027	27	33	5
0427 WHEATLAND PCT 028	28	39	6
0428 WHEATLAND PCT 029	15	32	2
0429 WHEATLAND PCT 030	3	3	1
0430 WHEATLAND PCT 031	9	20	2
0431 WHEATLAND PCT 032	7	21	1
0432 WHEATLAND PCT 033	8	15	3

	VOTES	PERCENT		VOTES	PERCENT
COMPTRROLLER					
Vote for 1					
01 = David E. Miller	10,872	38.44			
02 = S. Raja Krishnamoorthi	15,351	54.27	03 = Clinton A. "Clint" Krislov	2,062	7.29

(CONTINUED FROM PREVIOUS PAGE)	01	02	03
0433 WHEATLAND PCT 034	28	73	3
0434 WHEATLAND PCT 035	10	57	4
0435 WHEATLAND PCT 036	11	14	4
0436 WHEATLAND PCT 037	8	31	2
0437 WHEATLAND PCT 038	8	37	1
0438 WHEATLAND PCT 039	14	28	2
0439 WHEATLAND PCT 040	12	25	2
0440 WILL PCT 001	11	24	3
0441 WILMINGTON PCT 001	16	13	1
0442 WILMINGTON PCT 002	16	25	6
0443 WILMINGTON PCT 003	30	47	5
0444 WILMINGTON PCT 004	11	19	7
0445 WILMINGTON PCT 005	31	28	5
0446 WILTON PCT 001	15	24	2

VOTES PERCENT

TREASURER

Vote for 1

- 01 = Justin P. Oberman
- 02 = Robin Kelly

13,009 47.07
 14,629 52.93

 01 02

0001 CHANNAHON PCT 001	23	18
0002 CHANNAHON PCT 002	25	25
0003 CHANNAHON PCT 003	25	26
0004 CHANNAHON PCT 004	37	28
0005 CHANNAHON PCT 005	8	17
0006 CHANNAHON PCT 006	20	14
0007 CHANNAHON PCT 007	15	19
0008 CHANNAHON PCT 008	41	36
0009 CHANNAHON PCT 009	19	14
0010 CRETE PCT 001	34	33
0011 CRETE PCT 002	25	56
0012 CRETE PCT 003	19	25
0013 CRETE PCT 004	19	23
0014 CRETE PCT 005	12	10
0015 CRETE PCT 006	28	41
0016 CRETE PCT 007	39	79
0017 CRETE PCT 008	42	55
0018 CRETE PCT 009	22	27
0019 CRETE PCT 010	30	57
0020 CRETE PCT 011	15	25
0021 CRETE PCT 012	26	63
0022 CRETE PCT 013	45	58
0023 CRETE PCT 014	54	113
0024 CRETE PCT 015	37	84
0025 CRETE PCT 016	46	42
0026 CRETE PCT 017	27	63
0027 CUSTER PCT 001	35	43
0028 DU PAGE PCT 001	56	39
0029 DU PAGE PCT 002	18	20
0030 DU PAGE PCT 003	27	24
0031 DU PAGE PCT 004	30	38
0032 DU PAGE PCT 005	35	35
0033 DU PAGE PCT 006	18	30
0034 DU PAGE PCT 007	25	29
0035 DU PAGE PCT 008	31	40
0036 DU PAGE PCT 009	11	34
0037 DU PAGE PCT 010	26	34
0038 DU PAGE PCT 011	33	62
0039 DU PAGE PCT 012	41	36
0040 DU PAGE PCT 013	36	49
0041 DU PAGE PCT 014	23	35
0042 DU PAGE PCT 015	23	42
0043 DU PAGE PCT 016	28	28
0044 DU PAGE PCT 017	23	28
0045 DU PAGE PCT 018	27	47
0046 DU PAGE PCT 019	26	24
0047 DU PAGE PCT 020	37	55
0048 DU PAGE PCT 021	43	26
0049 DU PAGE PCT 022	21	27
0050 DU PAGE PCT 023	30	44
0051 DU PAGE PCT 024	28	53
0052 DU PAGE PCT 025	21	25
0053 DU PAGE PCT 026	18	27
0054 DU PAGE PCT 027	33	50

**For City of Aurora details
 refer to that section of this book.**

VOTES PERCENT

TREASURER

Vote for 1

01 = Justin P. Oberman

02 = Robin Kelly

13,009 47.07
14,629 52.93

(CONTINUED FROM PREVIOUS PAGE)

01 02

0055 DU PAGE PCT 028	35	37
0056 DU PAGE PCT 029	51	35
0057 DU PAGE PCT 030	28	32
0058 DU PAGE PCT 031	18	36
0059 DU PAGE PCT 032	26	36
0060 DU PAGE PCT 033	12	25
0061 DU PAGE PCT 034	12	14
0062 DU PAGE PCT 035	35	54
0063 DU PAGE PCT 036	28	35
0064 DU PAGE PCT 037	38	40
0065 DU PAGE PCT 038	23	32
0066 DU PAGE PCT 039	20	23
0067 DU PAGE PCT 040	47	60
0068 DU PAGE PCT 041	29	39
0069 DU PAGE PCT 042	18	29
0070 DU PAGE PCT 043	24	32
0071 DU PAGE PCT 044	57	55
0072 DU PAGE PCT 045	40	49
0073 DU PAGE PCT 046	40	42
0074 DU PAGE PCT 047	14	21
0075 DU PAGE PCT 048	51	41
0076 DU PAGE PCT 049	24	39
0077 DU PAGE PCT 050	12	25
0078 DU PAGE PCT 051	24	39
0079 DU PAGE PCT 052	18	16
0080 DU PAGE PCT 053	36	48
0081 DU PAGE PCT 054	34	25
0082 DU PAGE PCT 055	17	34
0083 DU PAGE PCT 056	34	56
0084 FLORENCE PCT 001	31	22
0085 FRANKFORT PCT 001	26	21
0086 FRANKFORT PCT 002	68	49
0087 FRANKFORT PCT 003	37	50
0088 FRANKFORT PCT 004	23	36
0089 FRANKFORT PCT 005	17	34
0090 FRANKFORT PCT 006	27	31
0091 FRANKFORT PCT 007	25	24
0092 FRANKFORT PCT 008	26	14
0093 FRANKFORT PCT 009	29	27
0094 FRANKFORT PCT 010	49	56
0095 FRANKFORT PCT 011	19	15
0096 FRANKFORT PCT 012	37	65
0097 FRANKFORT PCT 013	30	42
0098 FRANKFORT PCT 014	31	43
0099 FRANKFORT PCT 015	29	31
0100 FRANKFORT PCT 016	31	25
0101 FRANKFORT PCT 017	28	28
0102 FRANKFORT PCT 018	11	14
0103 FRANKFORT PCT 019	44	47
0104 FRANKFORT PCT 020	14	15
0105 FRANKFORT PCT 021	32	38
0106 FRANKFORT PCT 022	51	43
0107 FRANKFORT PCT 023	16	20
0108 FRANKFORT PCT 024	62	36

VOTES PERCENT

TREASURER

Vote for 1

01 = Justin P. Oberman
02 = Robin Kelly

13,009 47.07
14,629 52.93

(CONTINUED FROM PREVIOUS PAGE)

01 02

0109 FRANKFORT PCT 025	40	36
0110 FRANKFORT PCT 026	48	49
0111 FRANKFORT PCT 027	51	79
0112 FRANKFORT PCT 028	29	43
0113 FRANKFORT PCT 029	48	49
0114 FRANKFORT PCT 030	22	16
0115 FRANKFORT PCT 031	33	41
0116 FRANKFORT PCT 032	30	27
0117 FRANKFORT PCT 033	27	29
0118 FRANKFORT PCT 034	26	19
0119 FRANKFORT PCT 035	49	46
0120 FRANKFORT PCT 036	25	49
0121 FRANKFORT PCT 037	36	51
0122 FRANKFORT PCT 038	43	51
0123 FRANKFORT PCT 039	20	34
0124 FRANKFORT PCT 040	20	28
0125 FRANKFORT PCT 041	41	36
0126 FRANKFORT PCT 042	31	34
0127 GREEN GARDEN PCT 001	25	16
0128 GREEN GARDEN PCT 002	32	32
0129 GREEN GARDEN PCT 003	17	22
0130 HOMER PCT 001	31	27
0131 HOMER PCT 002	13	12
0132 HOMER PCT 003	20	21
0133 HOMER PCT 004	13	24
0134 HOMER PCT 005	25	21
0135 HOMER PCT 006	31	28
0136 HOMER PCT 007	26	26
0137 HOMER PCT 008	26	21
0138 HOMER PCT 009	28	21
0139 HOMER PCT 010	38	46
0140 HOMER PCT 011	39	33
0141 HOMER PCT 012	37	17
0142 HOMER PCT 013	37	26
0143 HOMER PCT 014	17	17
0144 HOMER PCT 015	43	36
0145 HOMER PCT 016	35	19
0146 HOMER PCT 017	24	18
0147 HOMER PCT 018	33	25
0148 HOMER PCT 019	21	18
0149 HOMER PCT 020	19	18
0150 HOMER PCT 021	23	18
0151 HOMER PCT 022	44	39
0152 HOMER PCT 023	16	24
0153 HOMER PCT 024	13	24
0154 HOMER PCT 025	27	13
0155 HOMER PCT 026	24	20
0156 HOMER PCT 027	35	29
0157 HOMER PCT 028	24	25
0158 JACKSON PCT 001	31	27
0159 JACKSON PCT 002	57	41
0160 JACKSON PCT 003	54	40
0161 JACKSON PCT 004	13	19
0162 JOLIET PCT 001	31	38

VOTES PERCENT

TREASURER

Vote for 1
 01 = Justin P. Oberman
 02 = Robin Kelly

13,009 47.07
 14,629 52.93

(CONTINUED FROM PREVIOUS PAGE)

	01	02
0163 JOLIET PCT 002	29	13
0164 JOLIET PCT 003	15	19
0165 JOLIET PCT 004	26	21
0166 JOLIET PCT 005	20	32
0167 JOLIET PCT 006	20	27
0168 JOLIET PCT 007	25	13
0169 JOLIET PCT 008	19	24
0170 JOLIET PCT 009	27	23
0171 JOLIET PCT 010	19	20
0172 JOLIET PCT 011	20	35
0173 JOLIET PCT 012	53	42
0174 JOLIET PCT 013	41	28
0175 JOLIET PCT 014	36	33
0176 JOLIET PCT 015	17	23
0177 JOLIET PCT 016	25	28
0178 JOLIET PCT 017	30	22
0179 JOLIET PCT 018	11	10
0180 JOLIET PCT 019	19	18
0181 JOLIET PCT 020	25	21
0182 JOLIET PCT 021	26	52
0183 JOLIET PCT 022	28	35
0184 JOLIET PCT 023	37	49
0185 JOLIET PCT 024	31	47
0186 JOLIET PCT 025	15	34
0187 JOLIET PCT 026	40	41
0188 JOLIET PCT 027	38	27
0189 JOLIET PCT 028	26	31
0190 JOLIET PCT 029	41	30
0191 JOLIET PCT 030	20	21
0192 JOLIET PCT 031	30	27
0193 JOLIET PCT 032	25	43
0194 JOLIET PCT 033	23	17
0195 JOLIET PCT 034	15	17
0196 JOLIET PCT 035	16	21
0197 JOLIET PCT 036	18	24
0198 JOLIET PCT 037	23	62
0199 JOLIET PCT 038	30	52
0200 JOLIET PCT 039	43	66
0201 JOLIET PCT 040	48	47
0202 JOLIET PCT 041	37	52
0203 JOLIET PCT 042	41	50
0204 JOLIET PCT 043	41	54
0205 JOLIET PCT 044	35	49
0206 JOLIET PCT 045	19	21
0207 JOLIET PCT 046	12	16
0208 JOLIET PCT 047	36	34
0209 JOLIET PCT 048	23	35
0210 JOLIET PCT 049	22	27
0211 JOLIET PCT 050	36	61
0212 JOLIET PCT 051	25	29
0213 JOLIET PCT 052	18	35
0214 JOLIET PCT 053	22	24
0215 JOLIET PCT 054	26	19
0216 JOLIET PCT 055	13	12

VOTES PERCENT

TREASURER

Vote for 1

- 01 = Justin P. Oberman
- 02 = Robin Kelly

13,009 47.07
 14,629 52.93

(CONTINUED FROM PREVIOUS PAGE)

	01	02
0217 JOLIET PCT 056	31	62
0218 JOLIET PCT 057	20	31
0219 JOLIET PCT 058	11	14
0220 JOLIET PCT 059	33	27
0221 JOLIET PCT 060	17	21
0222 JOLIET PCT 061	24	19
0223 JOLIET PCT 062	17	28
0224 JOLIET PCT 063	12	11
0225 JOLIET PCT 064	32	36
0226 LOCKPORT PCT 001	38	24
0227 LOCKPORT PCT 002	24	33
0228 LOCKPORT PCT 003	48	34
0229 LOCKPORT PCT 004	40	28
0230 LOCKPORT PCT 005	16	27
0231 LOCKPORT PCT 006	34	47
0232 LOCKPORT PCT 007	34	50
0233 LOCKPORT PCT 008	52	44
0234 LOCKPORT PCT 009	74	83
0235 LOCKPORT PCT 010	44	39
0236 LOCKPORT PCT 011	25	25
0237 LOCKPORT PCT 012	46	38
0238 LOCKPORT PCT 013	28	31
0239 LOCKPORT PCT 014	41	32
0240 LOCKPORT PCT 015	37	45
0241 LOCKPORT PCT 016	37	19
0242 LOCKPORT PCT 017	24	35
0243 LOCKPORT PCT 018	26	34
0244 LOCKPORT PCT 019	48	52
0245 LOCKPORT PCT 020	50	48
0246 LOCKPORT PCT 021	31	42
0247 LOCKPORT PCT 022	48	41
0248 LOCKPORT PCT 023	42	48
0249 LOCKPORT PCT 024	30	32
0250 LOCKPORT PCT 025	44	48
0251 LOCKPORT PCT 026	30	33
0252 LOCKPORT PCT 027	40	60
0253 LOCKPORT PCT 028	53	30
0254 LOCKPORT PCT 029	25	29
0255 LOCKPORT PCT 030	94	94
0256 LOCKPORT PCT 031	49	52
0257 LOCKPORT PCT 032	35	42
0258 LOCKPORT PCT 033	40	48
0259 LOCKPORT PCT 034	37	31
0260 LOCKPORT PCT 035	144	122
0261 LOCKPORT PCT 036	162	164
0262 LOCKPORT PCT 037	40	41
0263 MANHATTAN PCT 001	33	33
0264 MANHATTAN PCT 002	63	52
0265 MANHATTAN PCT 003	34	37
0266 MANHATTAN PCT 004	33	32
0267 MANHATTAN PCT 005	66	54
0268 MONEE PCT 001	21	21
0269 MONEE PCT 002	30	59
0270 MONEE PCT 003	20	20

VOTES PERCENT

TREASURER

Vote for 1

01 = Justin P. Oberman

02 = Robin Kelly

13,009 47.07

14,629 52.93

(CONTINUED FROM PREVIOUS PAGE)

 01 02

0271 MONEE PCT 004	32	65
0272 MONEE PCT 005	54	88
0273 MONEE PCT 006	20	63
0274 MONEE PCT 007	25	58
0275 MONEE PCT 008	32	97
0276 MONEE PCT 009	33	58
0277 MONEE PCT 010	43	36
0278 MONEE PCT 011	42	92
0279 MONEE PCT 012	21	38
0280 NEW LENOX PCT 001	14	15
0281 NEW LENOX PCT 002	29	28
0282 NEW LENOX PCT 003	35	34
0283 NEW LENOX PCT 004	31	25
0284 NEW LENOX PCT 005	42	55
0285 NEW LENOX PCT 006	24	15
0286 NEW LENOX PCT 007	56	37
0287 NEW LENOX PCT 008	25	15
0288 NEW LENOX PCT 009	31	22
0289 NEW LENOX PCT 010	19	19
0290 NEW LENOX PCT 011	28	30
0291 NEW LENOX PCT 012	43	43
0292 NEW LENOX PCT 013	35	34
0293 NEW LENOX PCT 014	27	19
0294 NEW LENOX PCT 015	20	21
0295 NEW LENOX PCT 016	20	24
0296 NEW LENOX PCT 017	23	35
0297 NEW LENOX PCT 018	24	12
0298 NEW LENOX PCT 019	23	18
0299 NEW LENOX PCT 020	25	34
0300 NEW LENOX PCT 021	24	11
0301 NEW LENOX PCT 022	32	35
0302 NEW LENOX PCT 023	22	25
0303 NEW LENOX PCT 024	50	46
0304 NEW LENOX PCT 025	22	22
0305 NEW LENOX PCT 026	25	20
0306 NEW LENOX PCT 027	28	15
0307 NEW LENOX PCT 028	21	15
0308 NEW LENOX PCT 029	17	19
0309 NEW LENOX PCT 030	21	15
0310 PEOTONE PCT 001	29	23
0311 PEOTONE PCT 002	32	21
0312 PEOTONE PCT 003	15	10
0313 PLAINFIELD PCT 001	17	24
0314 PLAINFIELD PCT 002	15	15
0315 PLAINFIELD PCT 003	16	13
0316 PLAINFIELD PCT 004	34	34
0317 PLAINFIELD PCT 005	59	48
0318 PLAINFIELD PCT 006	26	27
0319 PLAINFIELD PCT 007	23	30
0320 PLAINFIELD PCT 008	34	37
0321 PLAINFIELD PCT 009	36	33
0322 PLAINFIELD PCT 010	18	20
0323 PLAINFIELD PCT 011	20	8
0324 PLAINFIELD PCT 012	45	23

VOTES PERCENT

TREASURER

Vote for 1
 01 = Justin P. Oberman
 02 = Robin Kelly

13,009 47.07
 14,629 52.93

(CONTINUED FROM PREVIOUS PAGE)

 01 02

0325 PLAINFIELD PCT 013	11	18
0326 PLAINFIELD PCT 014	28	32
0327 PLAINFIELD PCT 015	23	23
0328 PLAINFIELD PCT 016	23	28
0329 PLAINFIELD PCT 017	27	31
0330 PLAINFIELD PCT 018	12	11
0331 PLAINFIELD PCT 019	46	40
0332 PLAINFIELD PCT 020	9	13
0333 PLAINFIELD PCT 021	22	23
0334 PLAINFIELD PCT 022	24	29
0335 PLAINFIELD PCT 023	14	19
0336 PLAINFIELD PCT 024	14	18
0337 PLAINFIELD PCT 025	17	15
0338 PLAINFIELD PCT 026	34	37
0339 PLAINFIELD PCT 027	33	35
0340 PLAINFIELD PCT 028	24	26
0341 PLAINFIELD PCT 029	12	20
0342 PLAINFIELD PCT 030	19	16
0343 PLAINFIELD PCT 031	25	17
0344 PLAINFIELD PCT 032	21	53
0345 PLAINFIELD PCT 033	27	39
0346 PLAINFIELD PCT 034	15	19
0347 PLAINFIELD PCT 035	45	50
0348 PLAINFIELD PCT 036	33	51
0349 PLAINFIELD PCT 037	30	21
0350 PLAINFIELD PCT 038	21	23
0351 PLAINFIELD PCT 039	18	15
0352 PLAINFIELD PCT 040	28	23
0353 PLAINFIELD PCT 041	39	31
0354 PLAINFIELD PCT 042	22	18
0355 PLAINFIELD PCT 043	28	32
0356 PLAINFIELD PCT 044	38	39
0357 PLAINFIELD PCT 045	43	53
0358 PLAINFIELD PCT 046	39	18
0359 REED PCT 001	48	26
0360 REED PCT 002	18	24
0361 REED PCT 003	18	12
0362 REED PCT 004	34	22
0363 REED PCT 005	41	26
0364 TROY PCT 001	25	20
0365 TROY PCT 002	43	43
0366 TROY PCT 003	30	30
0367 TROY PCT 004	24	22
0368 TROY PCT 005	12	15
0369 TROY PCT 006	19	20
0370 TROY PCT 007	32	45
0371 TROY PCT 008	53	50
0372 TROY PCT 009	24	27
0373 TROY PCT 010	31	26
0374 TROY PCT 011	87	69
0375 TROY PCT 012	29	29
0376 TROY PCT 013	21	27
0377 TROY PCT 014	21	15
0378 TROY PCT 015	32	26

VOTES PERCENT

TREASURER

Vote for 1
 01 = Justin P. Oberman
 02 = Robin Kelly

13,009 47.07
 14,629 52.93

(CONTINUED FROM PREVIOUS PAGE)

 01 02

0379 TROY PCT 016	24	31
0380 TROY PCT 017	23	32
0381 TROY PCT 018	38	45
0382 TROY PCT 019	23	39
0383 TROY PCT 020	34	60
0384 TROY PCT 021	26	32
0385 TROY PCT 022	21	17
0386 TROY PCT 023	22	25
0387 TROY PCT 024	31	31
0388 TROY PCT 025	27	35
0389 TROY PCT 026	30	31
0390 TROY PCT 027	38	22
0391 TROY PCT 028	55	57
0392 TROY PCT 029	26	34
0393 TROY PCT 030	21	16
0394 WASHINGTON PCT 001	28	28
0395 WASHINGTON PCT 002	13	13
0396 WASHINGTON PCT 003	22	24
0397 WASHINGTON PCT 004	29	27
0398 WESLEY PCT 001	25	29
0399 WESLEY PCT 002	22	15
0400 WHEATLAND PCT 001	13	21
0401 WHEATLAND PCT 002	17	21
0402 WHEATLAND PCT 003	10	13
0403 WHEATLAND PCT 004	31	40
0404 WHEATLAND PCT 005	19	29
0405 WHEATLAND PCT 006	22	18
0406 WHEATLAND PCT 007	23	35
0407 WHEATLAND PCT 008	10	26
0408 WHEATLAND PCT 009	26	23
0409 WHEATLAND PCT 010	33	30
0410 WHEATLAND PCT 011	17	21
0411 WHEATLAND PCT 012	14	28
0412 WHEATLAND PCT 013	23	28
0413 WHEATLAND PCT 014	20	24
0414 WHEATLAND PCT 015	5	15
0415 WHEATLAND PCT 016	25	23
0416 WHEATLAND PCT 017	15	18
0417 WHEATLAND PCT 018	33	46
0418 WHEATLAND PCT 019	29	47
0419 WHEATLAND PCT 020	4	9
0420 WHEATLAND PCT 021	13	18
0421 WHEATLAND PCT 022	9	21
0422 WHEATLAND PCT 023	19	28
0423 WHEATLAND PCT 024	20	17
0424 WHEATLAND PCT 025	30	26
0425 WHEATLAND PCT 026	6	12
0426 WHEATLAND PCT 027	22	42
0427 WHEATLAND PCT 028	28	42
0428 WHEATLAND PCT 029	10	36
0429 WHEATLAND PCT 030	2	4
0430 WHEATLAND PCT 031	11	18
0431 WHEATLAND PCT 032	10	16
0432 WHEATLAND PCT 033	8	15

VOTES PERCENT

TREASURER

Vote for 1

- 01 = Justin P. Oberman
- 02 = Robin Kelly

13,009 47.07
 14,629 52.93

(CONTINUED FROM PREVIOUS PAGE)

 01 02

0433 WHEATLAND PCT 034	33	70
0434 WHEATLAND PCT 035	28	42
0435 WHEATLAND PCT 036	16	13
0436 WHEATLAND PCT 037	18	22
0437 WHEATLAND PCT 038	15	27
0438 WHEATLAND PCT 039	20	21
0439 WHEATLAND PCT 040	9	25
0440 WILL PCT 001	17	20
0441 WILMINGTON PCT 001	21	12
0442 WILMINGTON PCT 002	24	22
0443 WILMINGTON PCT 003	39	39
0444 WILMINGTON PCT 004	16	22
0445 WILMINGTON PCT 005	37	28
0446 WILTON PCT 001	20	21



Nancy Schultz Voots

W I L L C O U N T Y C L E R K



Democratic Party

CONGRESSIONAL SUMMARY

(2nd, 11th & 13th DISTRICTS)

	VOTES	PERCENT
REPRESENTATIVE IN CONGRESS 2ND CONGRESSIONAL DISTRICT		
Vote for 1		
01 = Jesse L. Jackson, Jr.	847	100.00

01

0021 CRETE PCT 012	91
0269 MONEE PCT 002	85
0271 MONEE PCT 004	95
0272 MONEE PCT 005	141
0273 MONEE PCT 006	88
0274 MONEE PCT 007	86
0275 MONEE PCT 008	132
0278 MONEE PCT 011	129

Total Democratic Ballots Cast for
2nd Congressional District
901



VOTES PERCENT

REPRESENTATIVE IN CONGRESS 11TH CONGRESSIONAL DISTRICT

Vote for 1

01 = Deborah "Debbie" Halvorson 15,266 100.00

01

0001 CHANNAHON PCT 001	41
0002 CHANNAHON PCT 002	49
0003 CHANNAHON PCT 003	56
0004 CHANNAHON PCT 004	67
0005 CHANNAHON PCT 005	23
0006 CHANNAHON PCT 006	34
0007 CHANNAHON PCT 007	32
0008 CHANNAHON PCT 008	75
0009 CHANNAHON PCT 009	32
0010 CRETE PCT 001	67
0011 CRETE PCT 002	81
0012 CRETE PCT 003	45
0013 CRETE PCT 004	42
0014 CRETE PCT 005	20
0015 CRETE PCT 006	69
0016 CRETE PCT 007	123
0017 CRETE PCT 008	90
0018 CRETE PCT 009	45
0019 CRETE PCT 010	83
0020 CRETE PCT 011	43
0022 CRETE PCT 013	98
0023 CRETE PCT 014	160
0024 CRETE PCT 015	118
0025 CRETE PCT 016	80
0026 CRETE PCT 017	90
0027 CUSTER PCT 001	78
0084 FLORENCE PCT 001	52
0085 FRANKFORT PCT 001	49
0086 FRANKFORT PCT 002	115
0087 FRANKFORT PCT 003	92
0088 FRANKFORT PCT 004	58
0089 FRANKFORT PCT 005	40
0090 FRANKFORT PCT 006	58
0091 FRANKFORT PCT 007	46
0092 FRANKFORT PCT 008	33
0093 FRANKFORT PCT 009	55
0094 FRANKFORT PCT 010	107
0095 FRANKFORT PCT 011	31
0096 FRANKFORT PCT 012	99
0097 FRANKFORT PCT 013	73
0098 FRANKFORT PCT 014	74
0099 FRANKFORT PCT 015	59
0100 FRANKFORT PCT 016	52
0101 FRANKFORT PCT 017	56
0102 FRANKFORT PCT 018	28
0103 FRANKFORT PCT 019	89
0104 FRANKFORT PCT 020	28
0105 FRANKFORT PCT 021	66
0106 FRANKFORT PCT 022	94
0107 FRANKFORT PCT 023	34
0108 FRANKFORT PCT 024	100
0109 FRANKFORT PCT 025	77
0110 FRANKFORT PCT 026	92
0111 FRANKFORT PCT 027	133
0112 FRANKFORT PCT 028	68

Total Democratic Ballots Cast for
11th Congressional District
17,594

VOTES PERCENT

REPRESENTATIVE IN CONGRESS 11TH CONGRESSIONAL DISTRICT

Vote for 1

01 = Deborah "Debbie" Halvorson 15,266 100.00

(CONTINUED FROM PREVIOUS PAGE) 01

0113 FRANKFORT PCT 029	95
0114 FRANKFORT PCT 030	35
0115 FRANKFORT PCT 031	69
0116 FRANKFORT PCT 032	56
0117 FRANKFORT PCT 033	51
0118 FRANKFORT PCT 034	46
0119 FRANKFORT PCT 035	97
0120 FRANKFORT PCT 036	72
0121 FRANKFORT PCT 037	82
0122 FRANKFORT PCT 038	92
0123 FRANKFORT PCT 039	49
0124 FRANKFORT PCT 040	44
0125 FRANKFORT PCT 041	74
0126 FRANKFORT PCT 042	61
0127 GREEN GARDEN PCT 001	38
0128 GREEN GARDEN PCT 002	62
0129 GREEN GARDEN PCT 003	38
0158 JACKSON PCT 001	59
0159 JACKSON PCT 002	95
0160 JACKSON PCT 003	93
0161 JACKSON PCT 004	33
0162 JOLIET PCT 001	65
0163 JOLIET PCT 002	41
0164 JOLIET PCT 003	32
0165 JOLIET PCT 004	47
0166 JOLIET PCT 005	53
0167 JOLIET PCT 006	45
0168 JOLIET PCT 007	40
0169 JOLIET PCT 008	41
0170 JOLIET PCT 009	50
0171 JOLIET PCT 010	38
0172 JOLIET PCT 011	53
0173 JOLIET PCT 012	92
0174 JOLIET PCT 013	75
0175 JOLIET PCT 014	70
0176 JOLIET PCT 015	41
0177 JOLIET PCT 016	50
0178 JOLIET PCT 017	53
0179 JOLIET PCT 018	22
0180 JOLIET PCT 019	42
0181 JOLIET PCT 020	42
0182 JOLIET PCT 021	76
0183 JOLIET PCT 022	63
0184 JOLIET PCT 023	92
0185 JOLIET PCT 024	68
0186 JOLIET PCT 025	45
0187 JOLIET PCT 026	80
0188 JOLIET PCT 027	63
0189 JOLIET PCT 028	58
0190 JOLIET PCT 029	67
0191 JOLIET PCT 030	37
0192 JOLIET PCT 031	58
0193 JOLIET PCT 032	66
0194 JOLIET PCT 033	39
0195 JOLIET PCT 034	32

VOTES PERCENT

REPRESENTATIVE IN CONGRESS 11TH CONGRESSIONAL DISTRICT

Vote for 1

01 = Deborah "Debbie" Halvorson 15,266 100.00

(CONTINUED FROM PREVIOUS PAGE) 01

0196 JOLIET PCT 035	35
0197 JOLIET PCT 036	42
0198 JOLIET PCT 037	85
0199 JOLIET PCT 038	81
0200 JOLIET PCT 039	102
0201 JOLIET PCT 040	91
0202 JOLIET PCT 041	85
0203 JOLIET PCT 042	93
0204 JOLIET PCT 043	91
0205 JOLIET PCT 044	84
0206 JOLIET PCT 045	39
0207 JOLIET PCT 046	25
0208 JOLIET PCT 047	63
0209 JOLIET PCT 048	61
0210 JOLIET PCT 049	49
0211 JOLIET PCT 050	90
0212 JOLIET PCT 051	54
0213 JOLIET PCT 052	52
0214 JOLIET PCT 053	45
0215 JOLIET PCT 054	43
0216 JOLIET PCT 055	22
0217 JOLIET PCT 056	95
0218 JOLIET PCT 057	55
0219 JOLIET PCT 058	23
0220 JOLIET PCT 059	60
0221 JOLIET PCT 060	34
0222 JOLIET PCT 061	43
0223 JOLIET PCT 062	47
0224 JOLIET PCT 063	24
0225 JOLIET PCT 064	68
0263 MANHATTAN PCT 001	68
0264 MANHATTAN PCT 002	121
0265 MANHATTAN PCT 003	68
0266 MANHATTAN PCT 004	67
0267 MANHATTAN PCT 005	114
0268 MONEE PCT 001	42
0270 MONEE PCT 003	32
0276 MONEE PCT 009	76
0277 MONEE PCT 010	80
0279 MONEE PCT 012	56
0280 NEW LENOX PCT 001	28
0281 NEW LENOX PCT 002	58
0282 NEW LENOX PCT 003	70
0283 NEW LENOX PCT 004	53
0284 NEW LENOX PCT 005	95
0285 NEW LENOX PCT 006	45
0286 NEW LENOX PCT 007	87
0287 NEW LENOX PCT 008	37
0288 NEW LENOX PCT 009	49
0289 NEW LENOX PCT 010	36
0290 NEW LENOX PCT 011	58
0291 NEW LENOX PCT 012	79
0292 NEW LENOX PCT 013	68
0293 NEW LENOX PCT 014	45
0294 NEW LENOX PCT 015	37

VOTES PERCENT

REPRESENTATIVE IN CONGRESS 11TH CONGRESSIONAL DISTRICT

Vote for 1

01 = Deborah "Debbie" Halvorson 15,266 100.00

(CONTINUED FROM PREVIOUS PAGE) 01

0295 NEW LENOX PCT 016	43
0296 NEW LENOX PCT 017	52
0297 NEW LENOX PCT 018	37
0298 NEW LENOX PCT 019	35
0299 NEW LENOX PCT 020	58
0300 NEW LENOX PCT 021	31
0301 NEW LENOX PCT 022	67
0302 NEW LENOX PCT 023	42
0303 NEW LENOX PCT 024	90
0304 NEW LENOX PCT 025	42
0305 NEW LENOX PCT 026	44
0306 NEW LENOX PCT 027	43
0307 NEW LENOX PCT 028	37
0308 NEW LENOX PCT 029	33
0309 NEW LENOX PCT 030	33
0310 PEOTONE PCT 001	51
0311 PEOTONE PCT 002	47
0312 PEOTONE PCT 003	26
0316 PLAINFIELD PCT 004	4
0317 PLAINFIELD PCT 005	104
0318 PLAINFIELD PCT 006	47
0319 PLAINFIELD PCT 007	56
0320 PLAINFIELD PCT 008	68
0321 PLAINFIELD PCT 009	65
0323 PLAINFIELD PCT 011	25
0324 PLAINFIELD PCT 012	63
0326 PLAINFIELD PCT 014	61
0327 PLAINFIELD PCT 015	42
0331 PLAINFIELD PCT 019	81
0332 PLAINFIELD PCT 020	24
0333 PLAINFIELD PCT 021	40
0334 PLAINFIELD PCT 022	50
0335 PLAINFIELD PCT 023	33
0336 PLAINFIELD PCT 024	30
0338 PLAINFIELD PCT 026	67
0339 PLAINFIELD PCT 027	65
0343 PLAINFIELD PCT 031	38
0344 PLAINFIELD PCT 032	76
0345 PLAINFIELD PCT 033	67
0346 PLAINFIELD PCT 034	33
0351 PLAINFIELD PCT 039	33
0352 PLAINFIELD PCT 040	52
0353 PLAINFIELD PCT 041	72
0356 PLAINFIELD PCT 044	77
0357 PLAINFIELD PCT 045	92
0358 PLAINFIELD PCT 046	56
0359 REED PCT 001	74
0360 REED PCT 002	42
0361 REED PCT 003	27
0362 REED PCT 004	54
0363 REED PCT 005	65
0364 TROY PCT 001	44
0365 TROY PCT 002	82
0366 TROY PCT 003	58
0367 TROY PCT 004	49

REPRESENTATIVE IN CONGRESS 11TH CONGRESSIONAL DISTRICT

VOTES PERCENT

Vote for 1

01 = Deborah "Debbie" Halvorson 15,266 100.00

(CONTINUED FROM PREVIOUS PAGE) 01

0368 TROY PCT 005	25
0369 TROY PCT 006	38
0370 TROY PCT 007	71
0371 TROY PCT 008	101
0372 TROY PCT 009	47
0373 TROY PCT 010	57
0374 TROY PCT 011	150
0375 TROY PCT 012	60
0376 TROY PCT 013	46
0377 TROY PCT 014	35
0378 TROY PCT 015	52
0379 TROY PCT 016	53
0380 TROY PCT 017	53
0381 TROY PCT 018	79
0382 TROY PCT 019	62
0383 TROY PCT 020	98
0384 TROY PCT 021	57
0385 TROY PCT 022	40
0386 TROY PCT 023	44
0387 TROY PCT 024	62
0388 TROY PCT 025	59
0389 TROY PCT 026	61
0390 TROY PCT 027	59
0391 TROY PCT 028	115
0392 TROY PCT 029	58
0393 TROY PCT 030	36
0394 WASHINGTON PCT 001	52
0395 WASHINGTON PCT 002	21
0396 WASHINGTON PCT 003	42
0397 WASHINGTON PCT 004	51
0398 WESLEY PCT 001	57
0399 WESLEY PCT 002	39
0440 WILL PCT 001	33
0441 WILMINGTON PCT 001	32
0442 WILMINGTON PCT 002	48
0443 WILMINGTON PCT 003	80
0444 WILMINGTON PCT 004	38
0445 WILMINGTON PCT 005	62
0446 WILTON PCT 001	40

VOTES PERCENT

REPRESENTATIVE IN CONGRESS 13TH CONGRESSIONAL DISTRICT

Vote for 1

01 = Scott Harper

10,546 100.00

01

0028 DU PAGE PCT 001	88
0029 DU PAGE PCT 002	34
0030 DU PAGE PCT 003	48
0031 DU PAGE PCT 004	61
0032 DU PAGE PCT 005	65
0033 DU PAGE PCT 006	47
0034 DU PAGE PCT 007	53
0035 DU PAGE PCT 008	69
0036 DU PAGE PCT 009	42
0037 DU PAGE PCT 010	54
0038 DU PAGE PCT 011	82
0039 DU PAGE PCT 012	74
0040 DU PAGE PCT 013	83
0041 DU PAGE PCT 014	53
0042 DU PAGE PCT 015	57
0043 DU PAGE PCT 016	51
0044 DU PAGE PCT 017	50
0045 DU PAGE PCT 018	73
0046 DU PAGE PCT 019	51
0047 DU PAGE PCT 020	95
0048 DU PAGE PCT 021	64
0049 DU PAGE PCT 022	44
0050 DU PAGE PCT 023	73
0051 DU PAGE PCT 024	82
0052 DU PAGE PCT 025	42
0053 DU PAGE PCT 026	42
0054 DU PAGE PCT 027	81
0055 DU PAGE PCT 028	68
0056 DU PAGE PCT 029	78
0057 DU PAGE PCT 030	59
0058 DU PAGE PCT 031	57
0059 DU PAGE PCT 032	62
0060 DU PAGE PCT 033	33
0061 DU PAGE PCT 034	23
0062 DU PAGE PCT 035	80
0063 DU PAGE PCT 036	59
0064 DU PAGE PCT 037	83
0065 DU PAGE PCT 038	51
0066 DU PAGE PCT 039	42
0067 DU PAGE PCT 040	107
0068 DU PAGE PCT 041	60
0069 DU PAGE PCT 042	45
0070 DU PAGE PCT 043	48
0071 DU PAGE PCT 044	102
0072 DU PAGE PCT 045	86
0073 DU PAGE PCT 046	78
0074 DU PAGE PCT 047	38
0075 DU PAGE PCT 048	86
0076 DU PAGE PCT 049	57
0077 DU PAGE PCT 050	34
0078 DU PAGE PCT 051	58
0079 DU PAGE PCT 052	32
0080 DU PAGE PCT 053	77
0081 DU PAGE PCT 054	60
0082 DU PAGE PCT 055	46

Total Democratic Ballots Cast for
13th Congressional District
12,397

**For City of Aurora details
refer to that section of this book.**

VOTES PERCENT

REPRESENTATIVE IN CONGRESS 13TH CONGRESSIONAL DISTRICT

Vote for 1

01 = Scott Harper 10,546 100.00

(CONTINUED FROM PREVIOUS PAGE) 01

0083 DU PAGE PCT 056	84
0130 HOMER PCT 001	57
0131 HOMER PCT 002	23
0132 HOMER PCT 003	41
0133 HOMER PCT 004	36
0134 HOMER PCT 005	44
0135 HOMER PCT 006	55
0136 HOMER PCT 007	47
0137 HOMER PCT 008	46
0138 HOMER PCT 009	47
0139 HOMER PCT 010	74
0140 HOMER PCT 011	67
0141 HOMER PCT 012	53
0142 HOMER PCT 013	59
0143 HOMER PCT 014	28
0144 HOMER PCT 015	77
0145 HOMER PCT 016	52
0146 HOMER PCT 017	39
0147 HOMER PCT 018	51
0148 HOMER PCT 019	30
0149 HOMER PCT 020	33
0150 HOMER PCT 021	38
0151 HOMER PCT 022	78
0152 HOMER PCT 023	40
0153 HOMER PCT 024	34
0154 HOMER PCT 025	38
0155 HOMER PCT 026	38
0156 HOMER PCT 027	60
0157 HOMER PCT 028	46
0226 LOCKPORT PCT 001	58
0227 LOCKPORT PCT 002	55
0228 LOCKPORT PCT 003	81
0229 LOCKPORT PCT 004	66
0230 LOCKPORT PCT 005	41
0231 LOCKPORT PCT 006	79
0232 LOCKPORT PCT 007	80
0233 LOCKPORT PCT 008	91
0234 LOCKPORT PCT 009	144
0235 LOCKPORT PCT 010	79
0236 LOCKPORT PCT 011	46
0237 LOCKPORT PCT 012	80
0238 LOCKPORT PCT 013	57
0239 LOCKPORT PCT 014	72
0240 LOCKPORT PCT 015	77
0241 LOCKPORT PCT 016	55
0242 LOCKPORT PCT 017	55
0243 LOCKPORT PCT 018	54
0244 LOCKPORT PCT 019	93
0245 LOCKPORT PCT 020	95
0246 LOCKPORT PCT 021	70
0247 LOCKPORT PCT 022	87
0248 LOCKPORT PCT 023	89
0249 LOCKPORT PCT 024	58
0250 LOCKPORT PCT 025	81
0251 LOCKPORT PCT 026	59

VOTES PERCENT

REPRESENTATIVE IN CONGRESS 13TH CONGRESSIONAL DISTRICT

Vote for 1

01 = Scott Harper

10,546 100.00

(CONTINUED FROM PREVIOUS PAGE)

	01
0252 LOCKPORT PCT 027	102
0253 LOCKPORT PCT 028	80
0254 LOCKPORT PCT 029	54
0255 LOCKPORT PCT 030	168
0256 LOCKPORT PCT 031	93
0257 LOCKPORT PCT 032	74
0258 LOCKPORT PCT 033	84
0259 LOCKPORT PCT 034	62
0260 LOCKPORT PCT 035	254
0261 LOCKPORT PCT 036	309
0262 LOCKPORT PCT 037	77
0313 PLAINFIELD PCT 001	43
0314 PLAINFIELD PCT 002	28
0315 PLAINFIELD PCT 003	30
0316 PLAINFIELD PCT 004	55
0322 PLAINFIELD PCT 010	35
0325 PLAINFIELD PCT 013	28
0328 PLAINFIELD PCT 016	47
0329 PLAINFIELD PCT 017	51
0330 PLAINFIELD PCT 018	24
0337 PLAINFIELD PCT 025	32
0340 PLAINFIELD PCT 028	49
0341 PLAINFIELD PCT 029	30
0342 PLAINFIELD PCT 030	35
0347 PLAINFIELD PCT 035	86
0348 PLAINFIELD PCT 036	82
0349 PLAINFIELD PCT 037	49
0350 PLAINFIELD PCT 038	40
0354 PLAINFIELD PCT 042	37
0355 PLAINFIELD PCT 043	61
0400 WHEATLAND PCT 001	28
0401 WHEATLAND PCT 002	40
0402 WHEATLAND PCT 003	22
0403 WHEATLAND PCT 004	66
0404 WHEATLAND PCT 005	44
0405 WHEATLAND PCT 006	37
0406 WHEATLAND PCT 007	51
0407 WHEATLAND PCT 008	35
0408 WHEATLAND PCT 009	48
0409 WHEATLAND PCT 010	62
0410 WHEATLAND PCT 011	39
0411 WHEATLAND PCT 012	39
0412 WHEATLAND PCT 013	48
0413 WHEATLAND PCT 014	45
0414 WHEATLAND PCT 015	21
0415 WHEATLAND PCT 016	51
0416 WHEATLAND PCT 017	28
0417 WHEATLAND PCT 018	74
0418 WHEATLAND PCT 019	67
0419 WHEATLAND PCT 020	13
0420 WHEATLAND PCT 021	29
0421 WHEATLAND PCT 022	27
0422 WHEATLAND PCT 023	48
0423 WHEATLAND PCT 024	36
0424 WHEATLAND PCT 025	54

	VOTES	PERCENT
REPRESENTATIVE IN CONGRESS 13TH CONGRESSIONAL DISTRICT		
Vote for 1		
01 = Scott Harper	10,546	100.00

(CONTINUED FROM PREVIOUS PAGE) 01

0425 WHEATLAND PCT 026	16
0426 WHEATLAND PCT 027	62
0427 WHEATLAND PCT 028	63
0428 WHEATLAND PCT 029	47
0429 WHEATLAND PCT 030	5
0430 WHEATLAND PCT 031	32
0431 WHEATLAND PCT 032	22
0432 WHEATLAND PCT 033	22
0433 WHEATLAND PCT 034	97
0434 WHEATLAND PCT 035	62
0435 WHEATLAND PCT 036	27
0436 WHEATLAND PCT 037	37
0437 WHEATLAND PCT 038	44
0438 WHEATLAND PCT 039	41
0439 WHEATLAND PCT 040	34

STATE CENTRAL COMMITTEEWOMAN 2ND CONGRESSIONAL DISTRICT
Vote for 1
01 = Carrie M. Austin

VOTES PERCENT
764 100.00

01

0021 CRETE PCT 012 77
0269 MONEE PCT 002 76
0271 MONEE PCT 004 85
0272 MONEE PCT 005 129
0273 MONEE PCT 006 79
0274 MONEE PCT 007 77
0275 MONEE PCT 008 121
0278 MONEE PCT 011 120

Total Democratic Ballots Cast for
State Central Committeewoman
2nd Congressional District
889



VOTES PERCENT

STATE CENTRAL COMMITTEEWOMAN 11TH CONGRESSIONAL DISTRICT

Vote for 1

01 = Debbie Halvorson

15,085 100.00

01

0001 CHANNAHON PCT 001	40
0002 CHANNAHON PCT 002	48
0003 CHANNAHON PCT 003	54
0004 CHANNAHON PCT 004	66
0005 CHANNAHON PCT 005	24
0006 CHANNAHON PCT 006	35
0007 CHANNAHON PCT 007	32
0008 CHANNAHON PCT 008	74
0009 CHANNAHON PCT 009	31
0010 CRETE PCT 001	67
0011 CRETE PCT 002	81
0012 CRETE PCT 003	43
0013 CRETE PCT 004	42
0014 CRETE PCT 005	20
0015 CRETE PCT 006	67
0016 CRETE PCT 007	121
0017 CRETE PCT 008	92
0018 CRETE PCT 009	46
0019 CRETE PCT 010	83
0020 CRETE PCT 011	42
0022 CRETE PCT 013	98
0023 CRETE PCT 014	158
0024 CRETE PCT 015	119
0025 CRETE PCT 016	80
0026 CRETE PCT 017	86
0027 CUSTER PCT 001	80
0084 FLORENCE PCT 001	51
0085 FRANKFORT PCT 001	48
0086 FRANKFORT PCT 002	109
0087 FRANKFORT PCT 003	91
0088 FRANKFORT PCT 004	59
0089 FRANKFORT PCT 005	43
0090 FRANKFORT PCT 006	57
0091 FRANKFORT PCT 007	42
0092 FRANKFORT PCT 008	30
0093 FRANKFORT PCT 009	54
0094 FRANKFORT PCT 010	109
0095 FRANKFORT PCT 011	31
0096 FRANKFORT PCT 012	96
0097 FRANKFORT PCT 013	72
0098 FRANKFORT PCT 014	75
0099 FRANKFORT PCT 015	57
0100 FRANKFORT PCT 016	51
0101 FRANKFORT PCT 017	54
0102 FRANKFORT PCT 018	28
0103 FRANKFORT PCT 019	89
0104 FRANKFORT PCT 020	27
0105 FRANKFORT PCT 021	67
0106 FRANKFORT PCT 022	87
0107 FRANKFORT PCT 023	33
0108 FRANKFORT PCT 024	100
0109 FRANKFORT PCT 025	76
0110 FRANKFORT PCT 026	91
0111 FRANKFORT PCT 027	134
0112 FRANKFORT PCT 028	64

Total Democratic Ballots Cast for
State Central Committeewoman
11th Congressional District
17,534

STATE CENTRAL COMMITTEEWOMAN 11TH CONGRESSIONAL DISTRICT
 Vote for 1
 01 = Debbie Halvorson 15,085 100.00

(CONTINUED FROM PREVIOUS PAGE) 01

0113 FRANKFORT PCT 029	93
0114 FRANKFORT PCT 030	36
0115 FRANKFORT PCT 031	70
0116 FRANKFORT PCT 032	56
0117 FRANKFORT PCT 033	49
0118 FRANKFORT PCT 034	43
0119 FRANKFORT PCT 035	95
0120 FRANKFORT PCT 036	72
0121 FRANKFORT PCT 037	82
0122 FRANKFORT PCT 038	89
0123 FRANKFORT PCT 039	51
0124 FRANKFORT PCT 040	46
0125 FRANKFORT PCT 041	72
0126 FRANKFORT PCT 042	60
0127 GREEN GARDEN PCT 001	38
0128 GREEN GARDEN PCT 002	61
0129 GREEN GARDEN PCT 003	37
0158 JACKSON PCT 001	58
0159 JACKSON PCT 002	94
0160 JACKSON PCT 003	92
0161 JACKSON PCT 004	33
0162 JOLIET PCT 001	68
0163 JOLIET PCT 002	41
0164 JOLIET PCT 003	30
0165 JOLIET PCT 004	46
0166 JOLIET PCT 005	53
0167 JOLIET PCT 006	45
0168 JOLIET PCT 007	38
0169 JOLIET PCT 008	42
0170 JOLIET PCT 009	50
0171 JOLIET PCT 010	35
0172 JOLIET PCT 011	52
0173 JOLIET PCT 012	91
0174 JOLIET PCT 013	72
0175 JOLIET PCT 014	68
0176 JOLIET PCT 015	40
0177 JOLIET PCT 016	51
0178 JOLIET PCT 017	51
0179 JOLIET PCT 018	22
0180 JOLIET PCT 019	41
0181 JOLIET PCT 020	43
0182 JOLIET PCT 021	79
0183 JOLIET PCT 022	62
0184 JOLIET PCT 023	88
0185 JOLIET PCT 024	66
0186 JOLIET PCT 025	45
0187 JOLIET PCT 026	79
0188 JOLIET PCT 027	60
0189 JOLIET PCT 028	58
0190 JOLIET PCT 029	65
0191 JOLIET PCT 030	38
0192 JOLIET PCT 031	56
0193 JOLIET PCT 032	68
0194 JOLIET PCT 033	40
0195 JOLIET PCT 034	32

VOTES PERCENT

STATE CENTRAL COMMITTEEWOMAN 11TH CONGRESSIONAL DISTRICT

Vote for 1

01 = Debbie Halvorson 15,085 100.00

(CONTINUED FROM PREVIOUS PAGE) 01

0196 JOLIET PCT 035	34
0197 JOLIET PCT 036	40
0198 JOLIET PCT 037	87
0199 JOLIET PCT 038	78
0200 JOLIET PCT 039	105
0201 JOLIET PCT 040	89
0202 JOLIET PCT 041	80
0203 JOLIET PCT 042	92
0204 JOLIET PCT 043	88
0205 JOLIET PCT 044	82
0206 JOLIET PCT 045	40
0207 JOLIET PCT 046	24
0208 JOLIET PCT 047	65
0209 JOLIET PCT 048	58
0210 JOLIET PCT 049	49
0211 JOLIET PCT 050	92
0212 JOLIET PCT 051	53
0213 JOLIET PCT 052	51
0214 JOLIET PCT 053	43
0215 JOLIET PCT 054	43
0216 JOLIET PCT 055	22
0217 JOLIET PCT 056	90
0218 JOLIET PCT 057	49
0219 JOLIET PCT 058	23
0220 JOLIET PCT 059	55
0221 JOLIET PCT 060	32
0222 JOLIET PCT 061	43
0223 JOLIET PCT 062	42
0224 JOLIET PCT 063	24
0225 JOLIET PCT 064	64
0263 MANHATTAN PCT 001	68
0264 MANHATTAN PCT 002	118
0265 MANHATTAN PCT 003	68
0266 MANHATTAN PCT 004	66
0267 MANHATTAN PCT 005	113
0268 MONEE PCT 001	41
0270 MONEE PCT 003	36
0276 MONEE PCT 009	74
0277 MONEE PCT 010	81
0279 MONEE PCT 012	57
0280 NEW LENOX PCT 001	27
0281 NEW LENOX PCT 002	58
0282 NEW LENOX PCT 003	69
0283 NEW LENOX PCT 004	53
0284 NEW LENOX PCT 005	92
0285 NEW LENOX PCT 006	41
0286 NEW LENOX PCT 007	87
0287 NEW LENOX PCT 008	37
0288 NEW LENOX PCT 009	49
0289 NEW LENOX PCT 010	34
0290 NEW LENOX PCT 011	56
0291 NEW LENOX PCT 012	76
0292 NEW LENOX PCT 013	68
0293 NEW LENOX PCT 014	44
0294 NEW LENOX PCT 015	35

STATE CENTRAL COMMITTEEWOMAN 11TH CONGRESSIONAL DISTRICT
 Vote for 1
 01 = Debbie Halvorson 15,085 100.00

(CONTINUED FROM PREVIOUS PAGE) 01

0295 NEW LENOX PCT 016	42
0296 NEW LENOX PCT 017	52
0297 NEW LENOX PCT 018	37
0298 NEW LENOX PCT 019	35
0299 NEW LENOX PCT 020	57
0300 NEW LENOX PCT 021	30
0301 NEW LENOX PCT 022	66
0302 NEW LENOX PCT 023	43
0303 NEW LENOX PCT 024	89
0304 NEW LENOX PCT 025	42
0305 NEW LENOX PCT 026	45
0306 NEW LENOX PCT 027	42
0307 NEW LENOX PCT 028	37
0308 NEW LENOX PCT 029	33
0309 NEW LENOX PCT 030	33
0310 PEOTONE PCT 001	50
0311 PEOTONE PCT 002	48
0312 PEOTONE PCT 003	26
0316 PLAINFIELD PCT 004	4
0317 PLAINFIELD PCT 005	103
0318 PLAINFIELD PCT 006	48
0319 PLAINFIELD PCT 007	56
0320 PLAINFIELD PCT 008	68
0321 PLAINFIELD PCT 009	63
0323 PLAINFIELD PCT 011	24
0324 PLAINFIELD PCT 012	66
0326 PLAINFIELD PCT 014	60
0327 PLAINFIELD PCT 015	42
0331 PLAINFIELD PCT 019	78
0332 PLAINFIELD PCT 020	22
0333 PLAINFIELD PCT 021	40
0334 PLAINFIELD PCT 022	50
0335 PLAINFIELD PCT 023	33
0336 PLAINFIELD PCT 024	30
0338 PLAINFIELD PCT 026	68
0339 PLAINFIELD PCT 027	65
0343 PLAINFIELD PCT 031	37
0344 PLAINFIELD PCT 032	73
0345 PLAINFIELD PCT 033	67
0346 PLAINFIELD PCT 034	33
0351 PLAINFIELD PCT 039	34
0352 PLAINFIELD PCT 040	52
0353 PLAINFIELD PCT 041	69
0356 PLAINFIELD PCT 044	78
0357 PLAINFIELD PCT 045	93
0358 PLAINFIELD PCT 046	55
0359 REED PCT 001	75
0360 REED PCT 002	42
0361 REED PCT 003	28
0362 REED PCT 004	52
0363 REED PCT 005	64
0364 TROY PCT 001	45
0365 TROY PCT 002	81
0366 TROY PCT 003	56
0367 TROY PCT 004	48

STATE CENTRAL COMMITTEEWOMAN 11TH CONGRESSIONAL DISTRICT

Vote for 1

01 = Debbie Halvorson

VOTES PERCENT
 15,085 100.00

(CONTINUED FROM PREVIOUS PAGE)

 01

0368 TROY PCT 005	25
0369 TROY PCT 006	37
0370 TROY PCT 007	70
0371 TROY PCT 008	101
0372 TROY PCT 009	45
0373 TROY PCT 010	59
0374 TROY PCT 011	148
0375 TROY PCT 012	59
0376 TROY PCT 013	44
0377 TROY PCT 014	33
0378 TROY PCT 015	51
0379 TROY PCT 016	52
0380 TROY PCT 017	53
0381 TROY PCT 018	77
0382 TROY PCT 019	65
0383 TROY PCT 020	100
0384 TROY PCT 021	57
0385 TROY PCT 022	40
0386 TROY PCT 023	44
0387 TROY PCT 024	60
0388 TROY PCT 025	58
0389 TROY PCT 026	58
0390 TROY PCT 027	57
0391 TROY PCT 028	115
0392 TROY PCT 029	59
0393 TROY PCT 030	34
0394 WASHINGTON PCT 001	51
0395 WASHINGTON PCT 002	21
0396 WASHINGTON PCT 003	42
0397 WASHINGTON PCT 004	51
0398 WESLEY PCT 001	60
0399 WESLEY PCT 002	39
0440 WILL PCT 001	32
0441 WILMINGTON PCT 001	31
0442 WILMINGTON PCT 002	47
0443 WILMINGTON PCT 003	80
0444 WILMINGTON PCT 004	39
0445 WILMINGTON PCT 005	62
0446 WILTON PCT 001	39

	VOTES	PERCENT
STATE CENTRAL COMMITTEEWOMAN 13TH CONGRESSIONAL DISTRICT		
Vote for 1		
01 = Julia Kennedy Beckman	10,377	100.00

	01	

0028 DU PAGE PCT 001	88	
0029 DU PAGE PCT 002	34	
0030 DU PAGE PCT 003	47	
0031 DU PAGE PCT 004	62	
0032 DU PAGE PCT 005	65	
0033 DU PAGE PCT 006	46	
0034 DU PAGE PCT 007	51	
0035 DU PAGE PCT 008	68	
0036 DU PAGE PCT 009	40	
0037 DU PAGE PCT 010	55	
0038 DU PAGE PCT 011	83	
0039 DU PAGE PCT 012	73	
0040 DU PAGE PCT 013	84	
0041 DU PAGE PCT 014	54	
0042 DU PAGE PCT 015	57	
0043 DU PAGE PCT 016	53	
0044 DU PAGE PCT 017	49	
0045 DU PAGE PCT 018	73	
0046 DU PAGE PCT 019	51	
0047 DU PAGE PCT 020	91	
0048 DU PAGE PCT 021	63	
0049 DU PAGE PCT 022	45	
0050 DU PAGE PCT 023	69	
0051 DU PAGE PCT 024	78	
0052 DU PAGE PCT 025	39	
0053 DU PAGE PCT 026	40	
0054 DU PAGE PCT 027	75	
0055 DU PAGE PCT 028	67	
0056 DU PAGE PCT 029	84	
0057 DU PAGE PCT 030	60	
0058 DU PAGE PCT 031	52	
0059 DU PAGE PCT 032	58	
0060 DU PAGE PCT 033	33	
0061 DU PAGE PCT 034	23	
0062 DU PAGE PCT 035	80	
0063 DU PAGE PCT 036	59	
0064 DU PAGE PCT 037	80	
0065 DU PAGE PCT 038	49	
0066 DU PAGE PCT 039	39	
0067 DU PAGE PCT 040	105	
0068 DU PAGE PCT 041	58	
0069 DU PAGE PCT 042	44	
0070 DU PAGE PCT 043	48	
0071 DU PAGE PCT 044	102	
0072 DU PAGE PCT 045	85	
0073 DU PAGE PCT 046	79	
0074 DU PAGE PCT 047	35	
0075 DU PAGE PCT 048	86	
0076 DU PAGE PCT 049	55	
0077 DU PAGE PCT 050	36	
0078 DU PAGE PCT 051	58	
0079 DU PAGE PCT 052	33	
0080 DU PAGE PCT 053	75	
0081 DU PAGE PCT 054	60	
0082 DU PAGE PCT 055	49	

Total Democratic Ballots Cast for
State Central Committeewoman
13th Congressional District
12,364

**For City of Aurora details
refer to that section of this book.**

	VOTES	PERCENT
STATE CENTRAL COMMITTEEWOMAN 13TH CONGRESSIONAL DISTRICT		
Vote for 1		
01 = Julia Kennedy Beckman	10,377	100.00

(CONTINUED FROM PREVIOUS PAGE) 01

0083 DU PAGE PCT 056	82
0130 HOMER PCT 001	55
0131 HOMER PCT 002	22
0132 HOMER PCT 003	40
0133 HOMER PCT 004	36
0134 HOMER PCT 005	42
0135 HOMER PCT 006	55
0136 HOMER PCT 007	45
0137 HOMER PCT 008	45
0138 HOMER PCT 009	47
0139 HOMER PCT 010	76
0140 HOMER PCT 011	63
0141 HOMER PCT 012	49
0142 HOMER PCT 013	57
0143 HOMER PCT 014	29
0144 HOMER PCT 015	75
0145 HOMER PCT 016	53
0146 HOMER PCT 017	38
0147 HOMER PCT 018	53
0148 HOMER PCT 019	29
0149 HOMER PCT 020	33
0150 HOMER PCT 021	38
0151 HOMER PCT 022	76
0152 HOMER PCT 023	39
0153 HOMER PCT 024	35
0154 HOMER PCT 025	39
0155 HOMER PCT 026	38
0156 HOMER PCT 027	60
0157 HOMER PCT 028	46
0226 LOCKPORT PCT 001	56
0227 LOCKPORT PCT 002	55
0228 LOCKPORT PCT 003	75
0229 LOCKPORT PCT 004	67
0230 LOCKPORT PCT 005	41
0231 LOCKPORT PCT 006	66
0232 LOCKPORT PCT 007	81
0233 LOCKPORT PCT 008	87
0234 LOCKPORT PCT 009	146
0235 LOCKPORT PCT 010	76
0236 LOCKPORT PCT 011	45
0237 LOCKPORT PCT 012	79
0238 LOCKPORT PCT 013	55
0239 LOCKPORT PCT 014	72
0240 LOCKPORT PCT 015	74
0241 LOCKPORT PCT 016	57
0242 LOCKPORT PCT 017	52
0243 LOCKPORT PCT 018	55
0244 LOCKPORT PCT 019	92
0245 LOCKPORT PCT 020	92
0246 LOCKPORT PCT 021	72
0247 LOCKPORT PCT 022	84
0248 LOCKPORT PCT 023	85
0249 LOCKPORT PCT 024	59
0250 LOCKPORT PCT 025	81
0251 LOCKPORT PCT 026	60

VOTES PERCENT

STATE CENTRAL COMMITTEEWOMAN 13TH CONGRESSIONAL DISTRICT

Vote for 1

01 = Julia Kennedy Beckman 10,377 100.00

(CONTINUED FROM PREVIOUS PAGE) 01

0252 LOCKPORT PCT 027	101
0253 LOCKPORT PCT 028	78
0254 LOCKPORT PCT 029	49
0255 LOCKPORT PCT 030	168
0256 LOCKPORT PCT 031	90
0257 LOCKPORT PCT 032	70
0258 LOCKPORT PCT 033	84
0259 LOCKPORT PCT 034	62
0260 LOCKPORT PCT 035	252
0261 LOCKPORT PCT 036	311
0262 LOCKPORT PCT 037	75
0313 PLAINFIELD PCT 001	37
0314 PLAINFIELD PCT 002	28
0315 PLAINFIELD PCT 003	30
0316 PLAINFIELD PCT 004	56
0322 PLAINFIELD PCT 010	35
0325 PLAINFIELD PCT 013	29
0328 PLAINFIELD PCT 016	47
0329 PLAINFIELD PCT 017	50
0330 PLAINFIELD PCT 018	23
0337 PLAINFIELD PCT 025	33
0340 PLAINFIELD PCT 028	48
0341 PLAINFIELD PCT 029	28
0342 PLAINFIELD PCT 030	35
0347 PLAINFIELD PCT 035	86
0348 PLAINFIELD PCT 036	79
0349 PLAINFIELD PCT 037	48
0350 PLAINFIELD PCT 038	38
0354 PLAINFIELD PCT 042	37
0355 PLAINFIELD PCT 043	61
0400 WHEATLAND PCT 001	27
0401 WHEATLAND PCT 002	40
0402 WHEATLAND PCT 003	22
0403 WHEATLAND PCT 004	64
0404 WHEATLAND PCT 005	42
0405 WHEATLAND PCT 006	37
0406 WHEATLAND PCT 007	50
0407 WHEATLAND PCT 008	35
0408 WHEATLAND PCT 009	48
0409 WHEATLAND PCT 010	59
0410 WHEATLAND PCT 011	39
0411 WHEATLAND PCT 012	38
0412 WHEATLAND PCT 013	47
0413 WHEATLAND PCT 014	42
0414 WHEATLAND PCT 015	20
0415 WHEATLAND PCT 016	47
0416 WHEATLAND PCT 017	26
0417 WHEATLAND PCT 018	72
0418 WHEATLAND PCT 019	69
0419 WHEATLAND PCT 020	10
0420 WHEATLAND PCT 021	29
0421 WHEATLAND PCT 022	28
0422 WHEATLAND PCT 023	44
0423 WHEATLAND PCT 024	34
0424 WHEATLAND PCT 025	54

STATE CENTRAL COMMITTEEWOMAN 13TH CONGRESSIONAL DISTRICT
Vote for 1
01 = Julia Kennedy Beckman 10,377 100.00

(CONTINUED FROM PREVIOUS PAGE) 01

0425 WHEATLAND PCT 026 16
0426 WHEATLAND PCT 027 61
0427 WHEATLAND PCT 028 65
0428 WHEATLAND PCT 029 47
0429 WHEATLAND PCT 030 5
0430 WHEATLAND PCT 031 30
0431 WHEATLAND PCT 032 22
0432 WHEATLAND PCT 033 22
0433 WHEATLAND PCT 034 96
0434 WHEATLAND PCT 035 60
0435 WHEATLAND PCT 036 26
0436 WHEATLAND PCT 037 36
0437 WHEATLAND PCT 038 42
0438 WHEATLAND PCT 039 40
0439 WHEATLAND PCT 040 34

	VOTES	PERCENT
STATE CENTRAL COMMITTEEMAN 2ND CONGRESSIONAL DISTRICT		
Vote for 1		
01 = Emil Jones, Jr.	228	26.39
02 = Jesse L. Jackson, Jr.	636	73.61

	01	02
0021 CRETE PCT 012	24	66
0269 MONEE PCT 002	23	66
0271 MONEE PCT 004	23	72
0272 MONEE PCT 005	42	104
0273 MONEE PCT 006	28	62
0274 MONEE PCT 007	19	65
0275 MONEE PCT 008	28	103
0278 MONEE PCT 011	41	98

Total Democratic Ballots Cast for
 State Central Committeeman
 2nd Congressional District
889

VOTES PERCENT

STATE CENTRAL COMMITTEEMAN 11TH CONGRESSIONAL DISTRICT

Vote for 1

01 = Pat Welch

14,520 100.00

01

0001 CHANNAHON PCT 001	39
0002 CHANNAHON PCT 002	48
0003 CHANNAHON PCT 003	53
0004 CHANNAHON PCT 004	65
0005 CHANNAHON PCT 005	25
0006 CHANNAHON PCT 006	33
0007 CHANNAHON PCT 007	29
0008 CHANNAHON PCT 008	72
0009 CHANNAHON PCT 009	31
0010 CRETE PCT 001	60
0011 CRETE PCT 002	64
0012 CRETE PCT 003	41
0013 CRETE PCT 004	41
0014 CRETE PCT 005	19
0015 CRETE PCT 006	58
0016 CRETE PCT 007	107
0017 CRETE PCT 008	88
0018 CRETE PCT 009	42
0019 CRETE PCT 010	76
0020 CRETE PCT 011	38
0022 CRETE PCT 013	94
0023 CRETE PCT 014	148
0024 CRETE PCT 015	107
0025 CRETE PCT 016	80
0026 CRETE PCT 017	73
0027 CUSTER PCT 001	77
0084 FLORENCE PCT 001	45
0085 FRANKFORT PCT 001	42
0086 FRANKFORT PCT 002	108
0087 FRANKFORT PCT 003	84
0088 FRANKFORT PCT 004	54
0089 FRANKFORT PCT 005	38
0090 FRANKFORT PCT 006	51
0091 FRANKFORT PCT 007	42
0092 FRANKFORT PCT 008	30
0093 FRANKFORT PCT 009	52
0094 FRANKFORT PCT 010	105
0095 FRANKFORT PCT 011	29
0096 FRANKFORT PCT 012	88
0097 FRANKFORT PCT 013	69
0098 FRANKFORT PCT 014	68
0099 FRANKFORT PCT 015	57
0100 FRANKFORT PCT 016	50
0101 FRANKFORT PCT 017	53
0102 FRANKFORT PCT 018	22
0103 FRANKFORT PCT 019	83
0104 FRANKFORT PCT 020	27
0105 FRANKFORT PCT 021	65
0106 FRANKFORT PCT 022	88
0107 FRANKFORT PCT 023	29
0108 FRANKFORT PCT 024	94
0109 FRANKFORT PCT 025	70
0110 FRANKFORT PCT 026	78
0111 FRANKFORT PCT 027	125
0112 FRANKFORT PCT 028	61

Total Democratic Ballots Cast for
State Central Committeeman
11th Congressional District
17,534

VOTES PERCENT

STATE CENTRAL COMMITTEEMAN 11TH CONGRESSIONAL DISTRICT

Vote for 1

01 = Pat Welch 14,520 100.00

(CONTINUED FROM PREVIOUS PAGE) 01

0113 FRANKFORT PCT 029	84
0114 FRANKFORT PCT 030	33
0115 FRANKFORT PCT 031	69
0116 FRANKFORT PCT 032	53
0117 FRANKFORT PCT 033	50
0118 FRANKFORT PCT 034	37
0119 FRANKFORT PCT 035	90
0120 FRANKFORT PCT 036	69
0121 FRANKFORT PCT 037	77
0122 FRANKFORT PCT 038	83
0123 FRANKFORT PCT 039	43
0124 FRANKFORT PCT 040	40
0125 FRANKFORT PCT 041	66
0126 FRANKFORT PCT 042	55
0127 GREEN GARDEN PCT 001	35
0128 GREEN GARDEN PCT 002	59
0129 GREEN GARDEN PCT 003	37
0158 JACKSON PCT 001	59
0159 JACKSON PCT 002	95
0160 JACKSON PCT 003	92
0161 JACKSON PCT 004	32
0162 JOLIET PCT 001	62
0163 JOLIET PCT 002	42
0164 JOLIET PCT 003	31
0165 JOLIET PCT 004	46
0166 JOLIET PCT 005	51
0167 JOLIET PCT 006	43
0168 JOLIET PCT 007	37
0169 JOLIET PCT 008	42
0170 JOLIET PCT 009	50
0171 JOLIET PCT 010	38
0172 JOLIET PCT 011	51
0173 JOLIET PCT 012	90
0174 JOLIET PCT 013	64
0175 JOLIET PCT 014	69
0176 JOLIET PCT 015	38
0177 JOLIET PCT 016	51
0178 JOLIET PCT 017	51
0179 JOLIET PCT 018	21
0180 JOLIET PCT 019	38
0181 JOLIET PCT 020	42
0182 JOLIET PCT 021	74
0183 JOLIET PCT 022	59
0184 JOLIET PCT 023	83
0185 JOLIET PCT 024	66
0186 JOLIET PCT 025	48
0187 JOLIET PCT 026	76
0188 JOLIET PCT 027	61
0189 JOLIET PCT 028	55
0190 JOLIET PCT 029	65
0191 JOLIET PCT 030	35
0192 JOLIET PCT 031	54
0193 JOLIET PCT 032	67
0194 JOLIET PCT 033	37
0195 JOLIET PCT 034	31

VOTES PERCENT

STATE CENTRAL COMMITTEEMAN 11TH CONGRESSIONAL DISTRICT

Vote for 1

01 = Pat Welch

14,520 100.00

(CONTINUED FROM PREVIOUS PAGE)

	-----	01

0196 JOLIET PCT 035		34
0197 JOLIET PCT 036		40
0198 JOLIET PCT 037		81
0199 JOLIET PCT 038		74
0200 JOLIET PCT 039		104
0201 JOLIET PCT 040		87
0202 JOLIET PCT 041		86
0203 JOLIET PCT 042		85
0204 JOLIET PCT 043		92
0205 JOLIET PCT 044		84
0206 JOLIET PCT 045		39
0207 JOLIET PCT 046		22
0208 JOLIET PCT 047		62
0209 JOLIET PCT 048		54
0210 JOLIET PCT 049		50
0211 JOLIET PCT 050		89
0212 JOLIET PCT 051		52
0213 JOLIET PCT 052		53
0214 JOLIET PCT 053		41
0215 JOLIET PCT 054		45
0216 JOLIET PCT 055		25
0217 JOLIET PCT 056		90
0218 JOLIET PCT 057		50
0219 JOLIET PCT 058		25
0220 JOLIET PCT 059		57
0221 JOLIET PCT 060		33
0222 JOLIET PCT 061		42
0223 JOLIET PCT 062		44
0224 JOLIET PCT 063		23
0225 JOLIET PCT 064		68
0263 MANHATTAN PCT 001		65
0264 MANHATTAN PCT 002		110
0265 MANHATTAN PCT 003		70
0266 MANHATTAN PCT 004		63
0267 MANHATTAN PCT 005		109
0268 MONEE PCT 001		39
0270 MONEE PCT 003		33
0276 MONEE PCT 009		74
0277 MONEE PCT 010		74
0279 MONEE PCT 012		54
0280 NEW LENOX PCT 001		27
0281 NEW LENOX PCT 002		56
0282 NEW LENOX PCT 003		61
0283 NEW LENOX PCT 004		51
0284 NEW LENOX PCT 005		90
0285 NEW LENOX PCT 006		40
0286 NEW LENOX PCT 007		84
0287 NEW LENOX PCT 008		35
0288 NEW LENOX PCT 009		47
0289 NEW LENOX PCT 010		38
0290 NEW LENOX PCT 011		54
0291 NEW LENOX PCT 012		77
0292 NEW LENOX PCT 013		68
0293 NEW LENOX PCT 014		39
0294 NEW LENOX PCT 015		35

VOTES PERCENT

STATE CENTRAL COMMITTEEMAN 11TH CONGRESSIONAL DISTRICT

Vote for 1

01 = Pat Welch

14,520 100.00

(CONTINUED FROM PREVIOUS PAGE)

	-----	01

0295 NEW LENOX PCT 016	39	
0296 NEW LENOX PCT 017	53	
0297 NEW LENOX PCT 018	35	
0298 NEW LENOX PCT 019	36	
0299 NEW LENOX PCT 020	57	
0300 NEW LENOX PCT 021	30	
0301 NEW LENOX PCT 022	60	
0302 NEW LENOX PCT 023	38	
0303 NEW LENOX PCT 024	91	
0304 NEW LENOX PCT 025	44	
0305 NEW LENOX PCT 026	41	
0306 NEW LENOX PCT 027	42	
0307 NEW LENOX PCT 028	35	
0308 NEW LENOX PCT 029	33	
0309 NEW LENOX PCT 030	35	
0310 PEOTONE PCT 001	47	
0311 PEOTONE PCT 002	46	
0312 PEOTONE PCT 003	24	
0316 PLAINFIELD PCT 004	4	
0317 PLAINFIELD PCT 005	100	
0318 PLAINFIELD PCT 006	48	
0319 PLAINFIELD PCT 007	48	
0320 PLAINFIELD PCT 008	62	
0321 PLAINFIELD PCT 009	61	
0323 PLAINFIELD PCT 011	23	
0324 PLAINFIELD PCT 012	61	
0326 PLAINFIELD PCT 014	57	
0327 PLAINFIELD PCT 015	42	
0331 PLAINFIELD PCT 019	81	
0332 PLAINFIELD PCT 020	20	
0333 PLAINFIELD PCT 021	40	
0334 PLAINFIELD PCT 022	50	
0335 PLAINFIELD PCT 023	33	
0336 PLAINFIELD PCT 024	30	
0338 PLAINFIELD PCT 026	65	
0339 PLAINFIELD PCT 027	59	
0343 PLAINFIELD PCT 031	38	
0344 PLAINFIELD PCT 032	73	
0345 PLAINFIELD PCT 033	64	
0346 PLAINFIELD PCT 034	31	
0351 PLAINFIELD PCT 039	33	
0352 PLAINFIELD PCT 040	52	
0353 PLAINFIELD PCT 041	67	
0356 PLAINFIELD PCT 044	75	
0357 PLAINFIELD PCT 045	94	
0358 PLAINFIELD PCT 046	54	
0359 REED PCT 001	73	
0360 REED PCT 002	44	
0361 REED PCT 003	28	
0362 REED PCT 004	54	
0363 REED PCT 005	63	
0364 TROY PCT 001	44	
0365 TROY PCT 002	79	
0366 TROY PCT 003	55	
0367 TROY PCT 004	48	

STATE CENTRAL COMMITTEEMAN 11TH CONGRESSIONAL DISTRICT
 Vote for 1
 01 = Pat Welch 14,520 100.00

	VOTES	PERCENT
(CONTINUED FROM PREVIOUS PAGE)	01	
0368 TROY PCT 005	23	
0369 TROY PCT 006	36	
0370 TROY PCT 007	71	
0371 TROY PCT 008	100	
0372 TROY PCT 009	43	
0373 TROY PCT 010	57	
0374 TROY PCT 011	143	
0375 TROY PCT 012	58	
0376 TROY PCT 013	43	
0377 TROY PCT 014	34	
0378 TROY PCT 015	52	
0379 TROY PCT 016	47	
0380 TROY PCT 017	49	
0381 TROY PCT 018	73	
0382 TROY PCT 019	60	
0383 TROY PCT 020	92	
0384 TROY PCT 021	54	
0385 TROY PCT 022	37	
0386 TROY PCT 023	45	
0387 TROY PCT 024	57	
0388 TROY PCT 025	57	
0389 TROY PCT 026	57	
0390 TROY PCT 027	55	
0391 TROY PCT 028	109	
0392 TROY PCT 029	55	
0393 TROY PCT 030	33	
0394 WASHINGTON PCT 001	49	
0395 WASHINGTON PCT 002	20	
0396 WASHINGTON PCT 003	40	
0397 WASHINGTON PCT 004	49	
0398 WESLEY PCT 001	55	
0399 WESLEY PCT 002	36	
0440 WILL PCT 001	33	
0441 WILMINGTON PCT 001	30	
0442 WILMINGTON PCT 002	47	
0443 WILMINGTON PCT 003	81	
0444 WILMINGTON PCT 004	36	
0445 WILMINGTON PCT 005	62	
0446 WILTON PCT 001	38	

VOTES PERCENT

STATE CENTRAL COMMITTEEMAN 13TH CONGRESSIONAL DISTRICT

Vote for 1

01 = Kyle R. Hastings

10,212 100.00

01

0028 DU PAGE PCT 001	85
0029 DU PAGE PCT 002	33
0030 DU PAGE PCT 003	47
0031 DU PAGE PCT 004	60
0032 DU PAGE PCT 005	63
0033 DU PAGE PCT 006	46
0034 DU PAGE PCT 007	51
0035 DU PAGE PCT 008	66
0036 DU PAGE PCT 009	39
0037 DU PAGE PCT 010	53
0038 DU PAGE PCT 011	80
0039 DU PAGE PCT 012	70
0040 DU PAGE PCT 013	84
0041 DU PAGE PCT 014	51
0042 DU PAGE PCT 015	57
0043 DU PAGE PCT 016	51
0044 DU PAGE PCT 017	49
0045 DU PAGE PCT 018	70
0046 DU PAGE PCT 019	49
0047 DU PAGE PCT 020	94
0048 DU PAGE PCT 021	64
0049 DU PAGE PCT 022	44
0050 DU PAGE PCT 023	69
0051 DU PAGE PCT 024	77
0052 DU PAGE PCT 025	38
0053 DU PAGE PCT 026	39
0054 DU PAGE PCT 027	74
0055 DU PAGE PCT 028	65
0056 DU PAGE PCT 029	82
0057 DU PAGE PCT 030	58
0058 DU PAGE PCT 031	52
0059 DU PAGE PCT 032	59
0060 DU PAGE PCT 033	32
0061 DU PAGE PCT 034	23
0062 DU PAGE PCT 035	79
0063 DU PAGE PCT 036	57
0064 DU PAGE PCT 037	79
0065 DU PAGE PCT 038	48
0066 DU PAGE PCT 039	39
0067 DU PAGE PCT 040	104
0068 DU PAGE PCT 041	54
0069 DU PAGE PCT 042	41
0070 DU PAGE PCT 043	49
0071 DU PAGE PCT 044	100
0072 DU PAGE PCT 045	84
0073 DU PAGE PCT 046	77
0074 DU PAGE PCT 047	35
0075 DU PAGE PCT 048	83
0076 DU PAGE PCT 049	54
0077 DU PAGE PCT 050	32
0078 DU PAGE PCT 051	58
0079 DU PAGE PCT 052	31
0080 DU PAGE PCT 053	73
0081 DU PAGE PCT 054	58
0082 DU PAGE PCT 055	49

Total Democratic Ballots Cast for
State Central Committeeman
13th Congressional District
12,364

**For City of Aurora details
refer to that section of this book.**

VOTES PERCENT

STATE CENTRAL COMMITTEEMAN 13TH CONGRESSIONAL DISTRICT

Vote for 1

01 = Kyle R. Hastings 10,212 100.00

(CONTINUED FROM PREVIOUS PAGE) 01

0083 DU PAGE PCT 056	81
0130 HOMER PCT 001	55
0131 HOMER PCT 002	23
0132 HOMER PCT 003	42
0133 HOMER PCT 004	36
0134 HOMER PCT 005	43
0135 HOMER PCT 006	52
0136 HOMER PCT 007	45
0137 HOMER PCT 008	45
0138 HOMER PCT 009	46
0139 HOMER PCT 010	75
0140 HOMER PCT 011	63
0141 HOMER PCT 012	50
0142 HOMER PCT 013	58
0143 HOMER PCT 014	29
0144 HOMER PCT 015	75
0145 HOMER PCT 016	51
0146 HOMER PCT 017	39
0147 HOMER PCT 018	51
0148 HOMER PCT 019	29
0149 HOMER PCT 020	33
0150 HOMER PCT 021	38
0151 HOMER PCT 022	77
0152 HOMER PCT 023	39
0153 HOMER PCT 024	35
0154 HOMER PCT 025	39
0155 HOMER PCT 026	36
0156 HOMER PCT 027	59
0157 HOMER PCT 028	47
0226 LOCKPORT PCT 001	55
0227 LOCKPORT PCT 002	53
0228 LOCKPORT PCT 003	74
0229 LOCKPORT PCT 004	65
0230 LOCKPORT PCT 005	41
0231 LOCKPORT PCT 006	68
0232 LOCKPORT PCT 007	77
0233 LOCKPORT PCT 008	90
0234 LOCKPORT PCT 009	139
0235 LOCKPORT PCT 010	76
0236 LOCKPORT PCT 011	44
0237 LOCKPORT PCT 012	76
0238 LOCKPORT PCT 013	56
0239 LOCKPORT PCT 014	69
0240 LOCKPORT PCT 015	76
0241 LOCKPORT PCT 016	57
0242 LOCKPORT PCT 017	54
0243 LOCKPORT PCT 018	55
0244 LOCKPORT PCT 019	87
0245 LOCKPORT PCT 020	93
0246 LOCKPORT PCT 021	70
0247 LOCKPORT PCT 022	80
0248 LOCKPORT PCT 023	82
0249 LOCKPORT PCT 024	60
0250 LOCKPORT PCT 025	80
0251 LOCKPORT PCT 026	60

VOTES PERCENT

STATE CENTRAL COMMITTEEMAN 13TH CONGRESSIONAL DISTRICT

Vote for 1

01 = Kyle R. Hastings 10,212 100.00

(CONTINUED FROM PREVIOUS PAGE) 01

0252 LOCKPORT PCT 027	100
0253 LOCKPORT PCT 028	78
0254 LOCKPORT PCT 029	49
0255 LOCKPORT PCT 030	162
0256 LOCKPORT PCT 031	86
0257 LOCKPORT PCT 032	73
0258 LOCKPORT PCT 033	82
0259 LOCKPORT PCT 034	62
0260 LOCKPORT PCT 035	238
0261 LOCKPORT PCT 036	306
0262 LOCKPORT PCT 037	74
0313 PLAINFIELD PCT 001	38
0314 PLAINFIELD PCT 002	28
0315 PLAINFIELD PCT 003	30
0316 PLAINFIELD PCT 004	57
0322 PLAINFIELD PCT 010	34
0325 PLAINFIELD PCT 013	28
0328 PLAINFIELD PCT 016	48
0329 PLAINFIELD PCT 017	47
0330 PLAINFIELD PCT 018	21
0337 PLAINFIELD PCT 025	32
0340 PLAINFIELD PCT 028	48
0341 PLAINFIELD PCT 029	29
0342 PLAINFIELD PCT 030	35
0347 PLAINFIELD PCT 035	82
0348 PLAINFIELD PCT 036	75
0349 PLAINFIELD PCT 037	48
0350 PLAINFIELD PCT 038	39
0354 PLAINFIELD PCT 042	37
0355 PLAINFIELD PCT 043	60
0400 WHEATLAND PCT 001	26
0401 WHEATLAND PCT 002	40
0402 WHEATLAND PCT 003	21
0403 WHEATLAND PCT 004	62
0404 WHEATLAND PCT 005	41
0405 WHEATLAND PCT 006	37
0406 WHEATLAND PCT 007	50
0407 WHEATLAND PCT 008	35
0408 WHEATLAND PCT 009	46
0409 WHEATLAND PCT 010	57
0410 WHEATLAND PCT 011	38
0411 WHEATLAND PCT 012	36
0412 WHEATLAND PCT 013	46
0413 WHEATLAND PCT 014	42
0414 WHEATLAND PCT 015	20
0415 WHEATLAND PCT 016	47
0416 WHEATLAND PCT 017	26
0417 WHEATLAND PCT 018	72
0418 WHEATLAND PCT 019	68
0419 WHEATLAND PCT 020	10
0420 WHEATLAND PCT 021	28
0421 WHEATLAND PCT 022	29
0422 WHEATLAND PCT 023	44
0423 WHEATLAND PCT 024	34
0424 WHEATLAND PCT 025	53

	VOTES	PERCENT
STATE CENTRAL COMMITTEEMAN 13TH CONGRESSIONAL DISTRICT		
Vote for 1		
01 = Kyle R. Hastings	10,212	100.00

(CONTINUED FROM PREVIOUS PAGE)	01
0425 WHEATLAND PCT 026	14
0426 WHEATLAND PCT 027	61
0427 WHEATLAND PCT 028	64
0428 WHEATLAND PCT 029	45
0429 WHEATLAND PCT 030	5
0430 WHEATLAND PCT 031	30
0431 WHEATLAND PCT 032	20
0432 WHEATLAND PCT 033	20
0433 WHEATLAND PCT 034	95
0434 WHEATLAND PCT 035	60
0435 WHEATLAND PCT 036	27
0436 WHEATLAND PCT 037	36
0437 WHEATLAND PCT 038	41
0438 WHEATLAND PCT 039	40
0439 WHEATLAND PCT 040	34



Nancy Schultz Voots

W I L L C O U N T Y C L E R K



Democratic Party

LEGISLATIVE SUMMARY

(19th, 40th & 43rd DISTRICTS)

**THERE WAS NO ELECTION FOR THE
24th, 38th, 41st, 42nd & 48th DISTRICTS**

STATE SENATOR 19TH LEGISLATIVE DISTRICT

VOTES PERCENT

Vote for 1

01 = M. Maggie Crotty

661 100.00

01

0093 FRANKFORT PCT 009	55
0095 FRANKFORT PCT 011	30
0099 FRANKFORT PCT 015	59
0101 FRANKFORT PCT 017	56
0104 FRANKFORT PCT 020	27
0105 FRANKFORT PCT 021	66
0113 FRANKFORT PCT 029	66
0115 FRANKFORT PCT 031	72
0120 FRANKFORT PCT 036	69
0121 FRANKFORT PCT 037	88
0125 FRANKFORT PCT 041	73

Total Democratic Ballots Cast for
19th Legislative District
753



VOTES PERCENT

STATE SENATOR 40TH LEGISLATIVE DISTRICT

Vote for 1

01 = Toi W. Hutchinson

2,777 100.00

01

0010 CRETE PCT 001	60
0011 CRETE PCT 002	74
0012 CRETE PCT 003	44
0013 CRETE PCT 004	40
0014 CRETE PCT 005	20
0015 CRETE PCT 006	59
0016 CRETE PCT 007	114
0017 CRETE PCT 008	89
0018 CRETE PCT 009	44
0019 CRETE PCT 010	77
0020 CRETE PCT 011	39
0021 CRETE PCT 012	83
0022 CRETE PCT 013	94
0023 CRETE PCT 014	153
0024 CRETE PCT 015	113
0025 CRETE PCT 016	82
0026 CRETE PCT 017	85
0084 FLORENCE PCT 001	41
0127 GREEN GARDEN PCT 001	34
0128 GREEN GARDEN PCT 002	62
0129 GREEN GARDEN PCT 003	33
0268 MONEE PCT 001	42
0269 MONEE PCT 002	79
0270 MONEE PCT 003	35
0271 MONEE PCT 004	88
0272 MONEE PCT 005	131
0273 MONEE PCT 006	84
0274 MONEE PCT 007	81
0275 MONEE PCT 008	118
0276 MONEE PCT 009	73
0277 MONEE PCT 010	77
0278 MONEE PCT 011	123
0279 MONEE PCT 012	56
0310 PEOTONE PCT 001	47
0311 PEOTONE PCT 002	45
0312 PEOTONE PCT 003	25
0394 WASHINGTON PCT 001	50
0395 WASHINGTON PCT 002	19
0396 WASHINGTON PCT 003	42
0397 WASHINGTON PCT 004	48
0440 WILL PCT 001	33
0446 WILTON PCT 001	41

Total Democratic Ballots Cast for
40th Legislative District
3,299

VOTES PERCENT

STATE SENATOR 43RD LEGISLATIVE DISTRICT

Vote for 1

11,480 100.00

01 = Arthur "A.J." Wilhelmi

 01

0028 DU PAGE PCT 001	90
0029 DU PAGE PCT 002	37
0030 DU PAGE PCT 003	50
0031 DU PAGE PCT 004	64
0032 DU PAGE PCT 005	65
0033 DU PAGE PCT 006	46
0034 DU PAGE PCT 007	52
0035 DU PAGE PCT 008	66
0036 DU PAGE PCT 009	43
0037 DU PAGE PCT 010	53
0038 DU PAGE PCT 011	84
0039 DU PAGE PCT 012	73
0040 DU PAGE PCT 013	84
0042 DU PAGE PCT 015	56
0043 DU PAGE PCT 016	53
0044 DU PAGE PCT 017	49
0045 DU PAGE PCT 018	71
0046 DU PAGE PCT 019	51
0047 DU PAGE PCT 020	95
0048 DU PAGE PCT 021	63
0049 DU PAGE PCT 022	44
0050 DU PAGE PCT 023	69
0051 DU PAGE PCT 024	82
0052 DU PAGE PCT 025	41
0053 DU PAGE PCT 026	28
0054 DU PAGE PCT 027	73
0055 DU PAGE PCT 028	69
0056 DU PAGE PCT 029	84
0058 DU PAGE PCT 031	0
0059 DU PAGE PCT 032	44
0062 DU PAGE PCT 035	80
0064 DU PAGE PCT 037	82
0065 DU PAGE PCT 038	49
0066 DU PAGE PCT 039	38
0067 DU PAGE PCT 040	104
0068 DU PAGE PCT 041	59
0069 DU PAGE PCT 042	47
0070 DU PAGE PCT 043	49
0071 DU PAGE PCT 044	101
0072 DU PAGE PCT 045	86
0073 DU PAGE PCT 046	79
0075 DU PAGE PCT 048	84
0076 DU PAGE PCT 049	54
0077 DU PAGE PCT 050	34
0078 DU PAGE PCT 051	60
0080 DU PAGE PCT 053	76
0081 DU PAGE PCT 054	59
0082 DU PAGE PCT 055	53
0083 DU PAGE PCT 056	82
0127 GREEN GARDEN PCT 001	2
0158 JACKSON PCT 001	61
0159 JACKSON PCT 002	99
0160 JACKSON PCT 003	98
0161 JACKSON PCT 004	36
0162 JOLIET PCT 001	70

Total Democratic Ballots Cast for
 43rd Legislative District
 12,921

VOTES PERCENT

STATE SENATOR 43RD LEGISLATIVE DISTRICT

Vote for 1

01 = Arthur "A.J." Wilhelmi

11,480 100.00

(CONTINUED FROM PREVIOUS PAGE)

01

0163 JOLIET PCT 002	43
0164 JOLIET PCT 003	34
0165 JOLIET PCT 004	47
0166 JOLIET PCT 005	57
0167 JOLIET PCT 006	47
0168 JOLIET PCT 007	37
0169 JOLIET PCT 008	43
0170 JOLIET PCT 009	51
0171 JOLIET PCT 010	39
0172 JOLIET PCT 011	53
0173 JOLIET PCT 012	94
0174 JOLIET PCT 013	75
0175 JOLIET PCT 014	74
0176 JOLIET PCT 015	45
0177 JOLIET PCT 016	51
0178 JOLIET PCT 017	54
0179 JOLIET PCT 018	21
0180 JOLIET PCT 019	41
0181 JOLIET PCT 020	46
0182 JOLIET PCT 021	76
0183 JOLIET PCT 022	66
0184 JOLIET PCT 023	94
0185 JOLIET PCT 024	70
0186 JOLIET PCT 025	48
0187 JOLIET PCT 026	84
0188 JOLIET PCT 027	67
0189 JOLIET PCT 028	60
0190 JOLIET PCT 029	69
0191 JOLIET PCT 030	40
0192 JOLIET PCT 031	59
0193 JOLIET PCT 032	69
0194 JOLIET PCT 033	41
0195 JOLIET PCT 034	33
0196 JOLIET PCT 035	34
0197 JOLIET PCT 036	43
0198 JOLIET PCT 037	86
0199 JOLIET PCT 038	75
0200 JOLIET PCT 039	109
0201 JOLIET PCT 040	88
0202 JOLIET PCT 041	89
0203 JOLIET PCT 042	91
0204 JOLIET PCT 043	92
0205 JOLIET PCT 044	88
0206 JOLIET PCT 045	41
0207 JOLIET PCT 046	25
0208 JOLIET PCT 047	71
0209 JOLIET PCT 048	57
0210 JOLIET PCT 049	51
0211 JOLIET PCT 050	95
0212 JOLIET PCT 051	53
0213 JOLIET PCT 052	54
0214 JOLIET PCT 053	45
0215 JOLIET PCT 054	46
0216 JOLIET PCT 055	26
0217 JOLIET PCT 056	92

VOTES PERCENT

STATE SENATOR 43RD LEGISLATIVE DISTRICT

Vote for 1

01 = Arthur "A.J." Wilhelmi

11,480 100.00

(CONTINUED FROM PREVIOUS PAGE)

01

0218 JOLIET PCT 057	54
0219 JOLIET PCT 058	25
0220 JOLIET PCT 059	66
0221 JOLIET PCT 060	35
0222 JOLIET PCT 061	41
0223 JOLIET PCT 062	49
0224 JOLIET PCT 063	24
0225 JOLIET PCT 064	67
0226 LOCKPORT PCT 001	61
0227 LOCKPORT PCT 002	58
0228 LOCKPORT PCT 003	79
0229 LOCKPORT PCT 004	74
0230 LOCKPORT PCT 005	41
0231 LOCKPORT PCT 006	75
0232 LOCKPORT PCT 007	83
0233 LOCKPORT PCT 008	94
0234 LOCKPORT PCT 009	146
0235 LOCKPORT PCT 010	84
0236 LOCKPORT PCT 011	46
0237 LOCKPORT PCT 012	80
0238 LOCKPORT PCT 013	57
0239 LOCKPORT PCT 014	75
0240 LOCKPORT PCT 015	80
0241 LOCKPORT PCT 016	62
0242 LOCKPORT PCT 017	61
0243 LOCKPORT PCT 018	58
0244 LOCKPORT PCT 019	99
0245 LOCKPORT PCT 020	99
0246 LOCKPORT PCT 021	73
0247 LOCKPORT PCT 022	95
0248 LOCKPORT PCT 023	86
0249 LOCKPORT PCT 024	60
0250 LOCKPORT PCT 025	90
0251 LOCKPORT PCT 026	59
0252 LOCKPORT PCT 027	105
0253 LOCKPORT PCT 028	82
0254 LOCKPORT PCT 029	54
0255 LOCKPORT PCT 030	168
0256 LOCKPORT PCT 031	95
0257 LOCKPORT PCT 032	71
0258 LOCKPORT PCT 033	87
0259 LOCKPORT PCT 034	67
0260 LOCKPORT PCT 035	257
0261 LOCKPORT PCT 036	312
0262 LOCKPORT PCT 037	77
0263 MANHATTAN PCT 001	71
0264 MANHATTAN PCT 002	114
0265 MANHATTAN PCT 003	70
0266 MANHATTAN PCT 004	63
0267 MANHATTAN PCT 005	113
0324 PLAINFIELD PCT 012	64
0338 PLAINFIELD PCT 026	21
0365 TROY PCT 002	87
0366 TROY PCT 003	61
0369 TROY PCT 006	39

STATE SENATOR 43RD LEGISLATIVE DISTRICT

Vote for 1

01 = Arthur "A.J." Wilhelmi

VOTES PERCENT

11,480 100.00

(CONTINUED FROM PREVIOUS PAGE) ----- 01

0370 TROY PCT 007 75
0371 TROY PCT 008 107
0372 TROY PCT 009 10
0377 TROY PCT 014 34
0386 TROY PCT 023 44
0392 TROY PCT 029 59
0393 TROY PCT 030 37



Nancy Schultz Voots

W I L L C O U N T Y C L E R K



Democratic Party

REPRESENTATIVE SUMMARY

**(37th, 48th, 75th, 79th, 80th, 81st, 82nd,
84th, 85th, 86th & 96th DISTRICTS)**

REPRESENTATIVE IN THE GENERAL ASSEMBLY
37TH REPRESENTATIVE DISTRICT

VOTES PERCENT

Vote for 1

01 = Kevin A. McCarthy

657 100.00

01

0093 FRANKFORT PCT 009	54
0095 FRANKFORT PCT 011	31
0099 FRANKFORT PCT 015	58
0101 FRANKFORT PCT 017	55
0104 FRANKFORT PCT 020	27
0105 FRANKFORT PCT 021	66
0113 FRANKFORT PCT 029	64
0115 FRANKFORT PCT 031	74
0120 FRANKFORT PCT 036	67
0121 FRANKFORT PCT 037	87
0125 FRANKFORT PCT 041	74

Total Democratic Ballots Cast for
37th Representative District
753

REPRESENTATIVE IN THE GENERAL ASSEMBLY
48TH REPRESENTATIVE DISTRICT

VOTES PERCENT

Vote for 1
01 = Barbara Green

375 100.00

01

0041 DU PAGE PCT 014 55
0043 DU PAGE PCT 016 0
0053 DU PAGE PCT 026 12
0057 DU PAGE PCT 030 60
0058 DU PAGE PCT 031 51
0059 DU PAGE PCT 032 16
0060 DU PAGE PCT 033 32
0061 DU PAGE PCT 034 23
0063 DU PAGE PCT 036 59
0074 DU PAGE PCT 047 35
0079 DU PAGE PCT 052 32

Total Democratic Ballots Cast for
48th Representative District
458

REPRESENTATIVE IN THE GENERAL ASSEMBLY
75TH REPRESENTATIVE DISTRICT

VOTES PERCENT

Vote for 1

01 = Careen M. Gordon

1,122 100.00

01

0001 CHANNAHON PCT 001	43
0002 CHANNAHON PCT 002	49
0003 CHANNAHON PCT 003	54
0004 CHANNAHON PCT 004	67
0005 CHANNAHON PCT 005	26
0006 CHANNAHON PCT 006	37
0007 CHANNAHON PCT 007	33
0008 CHANNAHON PCT 008	75
0009 CHANNAHON PCT 009	34
0027 CUSTER PCT 001	75
0359 REED PCT 001	78
0360 REED PCT 002	46
0361 REED PCT 003	32
0362 REED PCT 004	54
0363 REED PCT 005	66
0398 WESLEY PCT 001	59
0399 WESLEY PCT 002	38
0441 WILMINGTON PCT 001	30
0442 WILMINGTON PCT 002	50
0443 WILMINGTON PCT 003	77
0444 WILMINGTON PCT 004	39
0445 WILMINGTON PCT 005	60

Total Democratic Ballots Cast for
75th Representative District
1,238



REPRESENTATIVE IN THE GENERAL ASSEMBLY
 79TH REPRESENTATIVE DISTRICT

VOTES PERCENT

Vote for 1
 01 = Lisa M. Dugan

1,481 100.00

 01

0084 FLORENCE PCT 001	49
0127 GREEN GARDEN PCT 001	35
0128 GREEN GARDEN PCT 002	59
0129 GREEN GARDEN PCT 003	37
0268 MONEE PCT 001	42
0269 MONEE PCT 002	82
0270 MONEE PCT 003	36
0271 MONEE PCT 004	91
0272 MONEE PCT 005	132
0273 MONEE PCT 006	84
0274 MONEE PCT 007	85
0275 MONEE PCT 008	124
0276 MONEE PCT 009	85
0277 MONEE PCT 010	83
0278 MONEE PCT 011	125
0279 MONEE PCT 012	54
0310 PEOTONE PCT 001	53
0311 PEOTONE PCT 002	50
0312 PEOTONE PCT 003	26
0394 WASHINGTON PCT 001	11
0395 WASHINGTON PCT 002	21
0396 WASHINGTON PCT 003	44
0440 WILL PCT 001	32
0446 WILTON PCT 001	41

Total Democratic Ballots Cast for
 79th Representative District
 1,681

REPRESENTATIVE IN THE GENERAL ASSEMBLY
80TH REPRESENTATIVE DISTRICT

VOTES PERCENT

Vote for 1
01 = Anthony DeLuca

1,348 100.00

01

0010 CRETE PCT 001	62
0011 CRETE PCT 002	70
0012 CRETE PCT 003	45
0013 CRETE PCT 004	43
0014 CRETE PCT 005	20
0015 CRETE PCT 006	63
0016 CRETE PCT 007	106
0017 CRETE PCT 008	90
0018 CRETE PCT 009	43
0019 CRETE PCT 010	76
0020 CRETE PCT 011	37
0021 CRETE PCT 012	83
0022 CRETE PCT 013	95
0023 CRETE PCT 014	151
0024 CRETE PCT 015	110
0025 CRETE PCT 016	84
0026 CRETE PCT 017	80
0394 WASHINGTON PCT 001	38
0396 WASHINGTON PCT 003	1
0397 WASHINGTON PCT 004	51

Total Democratic Ballots Cast for
80th Representative District
1,618

VOTES PERCENT

REPRESENTATIVE IN THE GENERAL ASSEMBLY
81ST REPRESENTATIVE DISTRICT

Vote for 1
01 = John F. Unhoch
02 = David Ho

2,593 54.19
2,192 45.81

01 02

0085 FRANKFORT PCT 001	19	21
0086 FRANKFORT PCT 002	61	48
0087 FRANKFORT PCT 003	42	34
0088 FRANKFORT PCT 004	26	23
0089 FRANKFORT PCT 005	15	27
0090 FRANKFORT PCT 006	25	28
0091 FRANKFORT PCT 007	23	22
0092 FRANKFORT PCT 008	16	18
0094 FRANKFORT PCT 010	61	36
0096 FRANKFORT PCT 012	30	76
0097 FRANKFORT PCT 013	38	29
0098 FRANKFORT PCT 014	40	28
0100 FRANKFORT PCT 016	28	20
0102 FRANKFORT PCT 018	7	12
0103 FRANKFORT PCT 019	50	33
0106 FRANKFORT PCT 022	41	49
0107 FRANKFORT PCT 023	11	22
0108 FRANKFORT PCT 024	55	37
0109 FRANKFORT PCT 025	40	31
0110 FRANKFORT PCT 026	32	48
0111 FRANKFORT PCT 027	66	58
0112 FRANKFORT PCT 028	35	26
0113 FRANKFORT PCT 029	13	12
0114 FRANKFORT PCT 030	18	18
0116 FRANKFORT PCT 032	22	32
0117 FRANKFORT PCT 033	32	20
0118 FRANKFORT PCT 034	20	18
0119 FRANKFORT PCT 035	57	30
0122 FRANKFORT PCT 038	42	41
0123 FRANKFORT PCT 039	24	22
0124 FRANKFORT PCT 040	23	19
0126 FRANKFORT PCT 042	23	34
0130 HOMER PCT 001	34	21
0131 HOMER PCT 002	17	7
0132 HOMER PCT 003	25	14
0133 HOMER PCT 004	19	17
0134 HOMER PCT 005	20	23
0135 HOMER PCT 006	32	21
0136 HOMER PCT 007	26	19
0137 HOMER PCT 008	20	23
0138 HOMER PCT 009	27	21
0139 HOMER PCT 010	42	31
0140 HOMER PCT 011	30	33
0141 HOMER PCT 012	29	18
0142 HOMER PCT 013	35	24
0143 HOMER PCT 014	14	16
0144 HOMER PCT 015	43	36
0145 HOMER PCT 016	34	19
0146 HOMER PCT 017	23	18
0147 HOMER PCT 018	23	30
0148 HOMER PCT 019	10	13
0149 HOMER PCT 020	20	14
0150 HOMER PCT 021	20	18

Total Democratic Ballots Cast for
81st Representative District
6,014

REPRESENTATIVE IN THE GENERAL ASSEMBLY
 81ST REPRESENTATIVE DISTRICT

VOTES PERCENT

Vote for 1
 01 = John F. Unhoch
 02 = David Ho

2,593 54.19
 2,192 45.81

(CONTINUED FROM PREVIOUS PAGE)

 01 02

0151 HOMER PCT 022	47	31
0152 HOMER PCT 023	28	11
0153 HOMER PCT 024	18	14
0154 HOMER PCT 025	20	16
0155 HOMER PCT 026	24	16
0156 HOMER PCT 027	28	33
0157 HOMER PCT 028	27	20
0280 NEW LENOX PCT 001	13	18
0281 NEW LENOX PCT 002	24	29
0282 NEW LENOX PCT 003	29	34
0283 NEW LENOX PCT 004	24	28
0284 NEW LENOX PCT 005	49	37
0285 NEW LENOX PCT 006	21	16
0286 NEW LENOX PCT 007	50	32
0287 NEW LENOX PCT 008	21	17
0288 NEW LENOX PCT 009	28	20
0289 NEW LENOX PCT 010	19	14
0290 NEW LENOX PCT 011	41	13
0291 NEW LENOX PCT 012	44	32
0292 NEW LENOX PCT 013	38	25
0293 NEW LENOX PCT 014	18	20
0294 NEW LENOX PCT 015	19	18
0295 NEW LENOX PCT 016	27	17
0296 NEW LENOX PCT 017	30	24
0297 NEW LENOX PCT 018	19	15
0298 NEW LENOX PCT 019	21	17
0299 NEW LENOX PCT 020	34	22
0300 NEW LENOX PCT 021	16	14
0301 NEW LENOX PCT 022	32	33
0302 NEW LENOX PCT 023	22	18
0303 NEW LENOX PCT 024	51	39
0304 NEW LENOX PCT 025	21	22
0305 NEW LENOX PCT 026	15	20
0306 NEW LENOX PCT 027	30	13
0307 NEW LENOX PCT 028	24	12
0308 NEW LENOX PCT 029	18	15
0309 NEW LENOX PCT 030	25	9

REPRESENTATIVE IN THE GENERAL ASSEMBLY
82ND REPRESENTATIVE DISTRICT

VOTES PERCENT

Vote for 1

01 = Matthew T. Mostowik

7 100.00

01

0132 HOMER PCT 003

0

0142 HOMER PCT 013

1

0148 HOMER PCT 019

6

Total Democratic Ballots Cast for
82nd Representative District

11

VOTES PERCENT

REPRESENTATIVE IN THE GENERAL ASSEMBLY
84TH REPRESENTATIVE DISTRICT

Vote for 1
01 = Dennis Grosskopf

4,314 100.00

	-----	01

0237 LOCKPORT PCT 012		7
0313 PLAINFIELD PCT 001		39
0314 PLAINFIELD PCT 002		28
0315 PLAINFIELD PCT 003		27
0316 PLAINFIELD PCT 004		62
0317 PLAINFIELD PCT 005		97
0318 PLAINFIELD PCT 006		48
0319 PLAINFIELD PCT 007		49
0320 PLAINFIELD PCT 008		64
0321 PLAINFIELD PCT 009		62
0322 PLAINFIELD PCT 010		34
0323 PLAINFIELD PCT 011		24
0325 PLAINFIELD PCT 013		28
0326 PLAINFIELD PCT 014		56
0327 PLAINFIELD PCT 015		43
0328 PLAINFIELD PCT 016		48
0329 PLAINFIELD PCT 017		48
0330 PLAINFIELD PCT 018		23
0331 PLAINFIELD PCT 019		79
0332 PLAINFIELD PCT 020		22
0333 PLAINFIELD PCT 021		41
0334 PLAINFIELD PCT 022		50
0335 PLAINFIELD PCT 023		32
0336 PLAINFIELD PCT 024		30
0337 PLAINFIELD PCT 025		32
0338 PLAINFIELD PCT 026		48
0339 PLAINFIELD PCT 027		61
0340 PLAINFIELD PCT 028		48
0341 PLAINFIELD PCT 029		29
0342 PLAINFIELD PCT 030		34
0343 PLAINFIELD PCT 031		40
0344 PLAINFIELD PCT 032		71
0345 PLAINFIELD PCT 033		64
0346 PLAINFIELD PCT 034		31
0347 PLAINFIELD PCT 035		82
0348 PLAINFIELD PCT 036		78
0349 PLAINFIELD PCT 037		48
0350 PLAINFIELD PCT 038		39
0351 PLAINFIELD PCT 039		33
0352 PLAINFIELD PCT 040		50
0353 PLAINFIELD PCT 041		68
0354 PLAINFIELD PCT 042		37
0355 PLAINFIELD PCT 043		61
0356 PLAINFIELD PCT 044		76
0357 PLAINFIELD PCT 045		90
0358 PLAINFIELD PCT 046		54
0364 TROY PCT 001		45
0367 TROY PCT 004		47
0368 TROY PCT 005		23
0372 TROY PCT 009		32
0373 TROY PCT 010		59
0374 TROY PCT 011		148
0375 TROY PCT 012		53
0376 TROY PCT 013		42

Total Democratic Ballots Cast for
84th Representative District
5,136

**For City of Aurora details
refer to that section of this book.**

VOTES PERCENT

REPRESENTATIVE IN THE GENERAL ASSEMBLY
 84TH REPRESENTATIVE DISTRICT

Vote for 1

01 = Dennis Grosskopf

4,314 100.00

(CONTINUED FROM PREVIOUS PAGE)

01

0378 TROY PCT 015	53
0379 TROY PCT 016	46
0380 TROY PCT 017	51
0381 TROY PCT 018	71
0382 TROY PCT 019	58
0383 TROY PCT 020	89
0384 TROY PCT 021	52
0385 TROY PCT 022	36
0387 TROY PCT 024	59
0388 TROY PCT 025	58
0389 TROY PCT 026	58
0390 TROY PCT 027	56
0391 TROY PCT 028	112
0400 WHEATLAND PCT 001	27
0407 WHEATLAND PCT 008	34
0412 WHEATLAND PCT 013	21
0416 WHEATLAND PCT 017	29
0417 WHEATLAND PCT 018	74
0418 WHEATLAND PCT 019	69
0423 WHEATLAND PCT 024	35
0424 WHEATLAND PCT 025	55
0425 WHEATLAND PCT 026	14
0426 WHEATLAND PCT 027	60
0427 WHEATLAND PCT 028	64
0430 WHEATLAND PCT 031	30
0431 WHEATLAND PCT 032	22
0432 WHEATLAND PCT 033	22
0433 WHEATLAND PCT 034	92
0434 WHEATLAND PCT 035	59
0435 WHEATLAND PCT 036	26
0436 WHEATLAND PCT 037	36
0437 WHEATLAND PCT 038	42
0438 WHEATLAND PCT 039	40

VOTES PERCENT

REPRESENTATIVE IN THE GENERAL ASSEMBLY
85TH REPRESENTATIVE DISTRICT

Vote for 1
01 = Emily McAsey

6,590 100.00

01

0028 DU PAGE PCT 001	92
0029 DU PAGE PCT 002	37
0030 DU PAGE PCT 003	52
0031 DU PAGE PCT 004	64
0032 DU PAGE PCT 005	68
0033 DU PAGE PCT 006	46
0034 DU PAGE PCT 007	53
0035 DU PAGE PCT 008	67
0036 DU PAGE PCT 009	43
0037 DU PAGE PCT 010	55
0038 DU PAGE PCT 011	84
0039 DU PAGE PCT 012	79
0040 DU PAGE PCT 013	86
0042 DU PAGE PCT 015	63
0043 DU PAGE PCT 016	54
0044 DU PAGE PCT 017	48
0045 DU PAGE PCT 018	74
0046 DU PAGE PCT 019	51
0047 DU PAGE PCT 020	99
0048 DU PAGE PCT 021	62
0049 DU PAGE PCT 022	50
0050 DU PAGE PCT 023	75
0051 DU PAGE PCT 024	82
0052 DU PAGE PCT 025	40
0053 DU PAGE PCT 026	29
0054 DU PAGE PCT 027	80
0055 DU PAGE PCT 028	71
0056 DU PAGE PCT 029	85
0058 DU PAGE PCT 031	0
0059 DU PAGE PCT 032	45
0062 DU PAGE PCT 035	83
0064 DU PAGE PCT 037	81
0065 DU PAGE PCT 038	51
0066 DU PAGE PCT 039	41
0067 DU PAGE PCT 040	105
0068 DU PAGE PCT 041	62
0069 DU PAGE PCT 042	44
0070 DU PAGE PCT 043	48
0071 DU PAGE PCT 044	101
0072 DU PAGE PCT 045	88
0073 DU PAGE PCT 046	81
0075 DU PAGE PCT 048	90
0076 DU PAGE PCT 049	58
0077 DU PAGE PCT 050	36
0078 DU PAGE PCT 051	61
0080 DU PAGE PCT 053	80
0081 DU PAGE PCT 054	61
0082 DU PAGE PCT 055	54
0083 DU PAGE PCT 056	87
0226 LOCKPORT PCT 001	66
0227 LOCKPORT PCT 002	58
0228 LOCKPORT PCT 003	87
0229 LOCKPORT PCT 004	77
0230 LOCKPORT PCT 005	41

Total Democratic Ballots Cast for
85th Representative District
7,421

REPRESENTATIVE IN THE GENERAL ASSEMBLY
 85TH REPRESENTATIVE DISTRICT

VOTES PERCENT

Vote for 1
 01 = Emily McAsey

6,590 100.00

(CONTINUED FROM PREVIOUS PAGE) 01

0231 LOCKPORT PCT 006	76
0232 LOCKPORT PCT 007	81
0233 LOCKPORT PCT 008	93
0234 LOCKPORT PCT 009	149
0235 LOCKPORT PCT 010	83
0236 LOCKPORT PCT 011	47
0237 LOCKPORT PCT 012	75
0238 LOCKPORT PCT 013	57
0239 LOCKPORT PCT 014	79
0240 LOCKPORT PCT 015	83
0241 LOCKPORT PCT 016	60
0242 LOCKPORT PCT 017	60
0243 LOCKPORT PCT 018	59
0244 LOCKPORT PCT 019	96
0245 LOCKPORT PCT 020	101
0246 LOCKPORT PCT 021	72
0247 LOCKPORT PCT 022	92
0248 LOCKPORT PCT 023	86
0249 LOCKPORT PCT 024	62
0250 LOCKPORT PCT 025	88
0251 LOCKPORT PCT 026	60
0252 LOCKPORT PCT 027	103
0253 LOCKPORT PCT 028	83
0254 LOCKPORT PCT 029	58
0255 LOCKPORT PCT 030	167
0256 LOCKPORT PCT 031	96
0257 LOCKPORT PCT 032	72
0258 LOCKPORT PCT 033	83
0259 LOCKPORT PCT 034	68
0260 LOCKPORT PCT 035	251
0261 LOCKPORT PCT 036	312
0262 LOCKPORT PCT 037	78
0324 PLAINFIELD PCT 012	65
0338 PLAINFIELD PCT 026	20

VOTES PERCENT

REPRESENTATIVE IN THE GENERAL ASSEMBLY
86TH REPRESENTATIVE DISTRICT

Vote for 1

01 = Jack McGuire

4,945 100.00

01

0127 GREEN GARDEN PCT 001	2
0158 JACKSON PCT 001	59
0159 JACKSON PCT 002	96
0160 JACKSON PCT 003	97
0161 JACKSON PCT 004	31
0162 JOLIET PCT 001	69
0163 JOLIET PCT 002	42
0164 JOLIET PCT 003	34
0165 JOLIET PCT 004	47
0166 JOLIET PCT 005	57
0167 JOLIET PCT 006	47
0168 JOLIET PCT 007	36
0169 JOLIET PCT 008	41
0170 JOLIET PCT 009	47
0171 JOLIET PCT 010	38
0172 JOLIET PCT 011	52
0173 JOLIET PCT 012	96
0174 JOLIET PCT 013	71
0175 JOLIET PCT 014	74
0176 JOLIET PCT 015	41
0177 JOLIET PCT 016	51
0178 JOLIET PCT 017	52
0179 JOLIET PCT 018	22
0180 JOLIET PCT 019	40
0181 JOLIET PCT 020	44
0182 JOLIET PCT 021	80
0183 JOLIET PCT 022	67
0184 JOLIET PCT 023	86
0185 JOLIET PCT 024	72
0186 JOLIET PCT 025	49
0187 JOLIET PCT 026	85
0188 JOLIET PCT 027	62
0189 JOLIET PCT 028	56
0190 JOLIET PCT 029	69
0191 JOLIET PCT 030	42
0192 JOLIET PCT 031	58
0193 JOLIET PCT 032	69
0194 JOLIET PCT 033	43
0195 JOLIET PCT 034	33
0196 JOLIET PCT 035	34
0197 JOLIET PCT 036	41
0198 JOLIET PCT 037	87
0199 JOLIET PCT 038	81
0200 JOLIET PCT 039	107
0201 JOLIET PCT 040	93
0202 JOLIET PCT 041	87
0203 JOLIET PCT 042	94
0204 JOLIET PCT 043	93
0205 JOLIET PCT 044	86
0206 JOLIET PCT 045	40
0207 JOLIET PCT 046	25
0208 JOLIET PCT 047	69
0209 JOLIET PCT 048	60
0210 JOLIET PCT 049	52

Total Democratic Ballots Cast for
86th Representative District
5,500

VOTES PERCENT

REPRESENTATIVE IN THE GENERAL ASSEMBLY
86TH REPRESENTATIVE DISTRICT

Vote for 1

01 = Jack McGuire

4,945 100.00

(CONTINUED FROM PREVIOUS PAGE) 01

0211 JOLIET PCT 050	93
0212 JOLIET PCT 051	52
0213 JOLIET PCT 052	56
0214 JOLIET PCT 053	43
0215 JOLIET PCT 054	46
0216 JOLIET PCT 055	25
0217 JOLIET PCT 056	93
0218 JOLIET PCT 057	52
0219 JOLIET PCT 058	27
0220 JOLIET PCT 059	66
0221 JOLIET PCT 060	34
0222 JOLIET PCT 061	43
0223 JOLIET PCT 062	47
0224 JOLIET PCT 063	24
0225 JOLIET PCT 064	69
0263 MANHATTAN PCT 001	70
0264 MANHATTAN PCT 002	108
0265 MANHATTAN PCT 003	71
0266 MANHATTAN PCT 004	63
0267 MANHATTAN PCT 005	112
0365 TROY PCT 002	87
0366 TROY PCT 003	59
0369 TROY PCT 006	36
0370 TROY PCT 007	74
0371 TROY PCT 008	108
0372 TROY PCT 009	10
0377 TROY PCT 014	36
0386 TROY PCT 023	43
0392 TROY PCT 029	56
0393 TROY PCT 030	36

VOTES PERCENT

REPRESENTATIVE IN THE GENERAL ASSEMBLY
96TH REPRESENTATIVE DISTRICT

Vote for 1


01 = Dawn DeSart

781 100.00

01

0401 WHEATLAND PCT 002	39
0402 WHEATLAND PCT 003	22
0403 WHEATLAND PCT 004	66
0404 WHEATLAND PCT 005	42
0405 WHEATLAND PCT 006	39
0406 WHEATLAND PCT 007	54
0408 WHEATLAND PCT 009	44
0409 WHEATLAND PCT 010	60
0410 WHEATLAND PCT 011	40
0411 WHEATLAND PCT 012	39
0412 WHEATLAND PCT 013	24
0413 WHEATLAND PCT 014	41
0414 WHEATLAND PCT 015	20
0415 WHEATLAND PCT 016	50
0419 WHEATLAND PCT 020	13
0420 WHEATLAND PCT 021	31
0421 WHEATLAND PCT 022	29
0422 WHEATLAND PCT 023	46
0428 WHEATLAND PCT 029	43
0429 WHEATLAND PCT 030	5
0439 WHEATLAND PCT 040	34

Total Democratic Ballots Cast for
96th Representative District
957





Nancy Schultz Voots

W I L L C O U N T Y C L E R K



Democratic Party

COUNTY OFFICES SUMMARY

**COUNTY CLERK
COUNTY TREASURER
COUNTY SHERIFF**

VOTES PERCENT

COUNTY CLERK

Vote for 1

01 = NO CANDIDATE FILED

0

01

0001 CHANNAHON PCT 001	0
0002 CHANNAHON PCT 002	0
0003 CHANNAHON PCT 003	0
0004 CHANNAHON PCT 004	0
0005 CHANNAHON PCT 005	0
0006 CHANNAHON PCT 006	0
0007 CHANNAHON PCT 007	0
0008 CHANNAHON PCT 008	0
0009 CHANNAHON PCT 009	0
0010 CRETE PCT 001	0
0011 CRETE PCT 002	0
0012 CRETE PCT 003	0
0013 CRETE PCT 004	0
0014 CRETE PCT 005	0
0015 CRETE PCT 006	0
0016 CRETE PCT 007	0
0017 CRETE PCT 008	0
0018 CRETE PCT 009	0
0019 CRETE PCT 010	0
0020 CRETE PCT 011	0
0021 CRETE PCT 012	0
0022 CRETE PCT 013	0
0023 CRETE PCT 014	0
0024 CRETE PCT 015	0
0025 CRETE PCT 016	0
0026 CRETE PCT 017	0
0027 CUSTER PCT 001	0
0028 DU PAGE PCT 001	0
0029 DU PAGE PCT 002	0
0030 DU PAGE PCT 003	0
0031 DU PAGE PCT 004	0
0032 DU PAGE PCT 005	0
0033 DU PAGE PCT 006	0
0034 DU PAGE PCT 007	0
0035 DU PAGE PCT 008	0
0036 DU PAGE PCT 009	0
0037 DU PAGE PCT 010	0
0038 DU PAGE PCT 011	0
0039 DU PAGE PCT 012	0
0040 DU PAGE PCT 013	0
0041 DU PAGE PCT 014	0
0042 DU PAGE PCT 015	0
0043 DU PAGE PCT 016	0
0044 DU PAGE PCT 017	0
0045 DU PAGE PCT 018	0
0046 DU PAGE PCT 019	0
0047 DU PAGE PCT 020	0
0048 DU PAGE PCT 021	0
0049 DU PAGE PCT 022	0
0050 DU PAGE PCT 023	0
0051 DU PAGE PCT 024	0
0052 DU PAGE PCT 025	0
0053 DU PAGE PCT 026	0
0054 DU PAGE PCT 027	0
0055 DU PAGE PCT 028	0

**For City of Aurora details
refer to that section of this book.**

VOTES PERCENT

COUNTY CLERK

Vote for 1

01 = NO CANDIDATE FILED

0

(CONTINUED FROM PREVIOUS PAGE)

01

0056 DU PAGE PCT 029	0
0057 DU PAGE PCT 030	0
0058 DU PAGE PCT 031	0
0059 DU PAGE PCT 032	0
0060 DU PAGE PCT 033	0
0061 DU PAGE PCT 034	0
0062 DU PAGE PCT 035	0
0063 DU PAGE PCT 036	0
0064 DU PAGE PCT 037	0
0065 DU PAGE PCT 038	0
0066 DU PAGE PCT 039	0
0067 DU PAGE PCT 040	0
0068 DU PAGE PCT 041	0
0069 DU PAGE PCT 042	0
0070 DU PAGE PCT 043	0
0071 DU PAGE PCT 044	0
0072 DU PAGE PCT 045	0
0073 DU PAGE PCT 046	0
0074 DU PAGE PCT 047	0
0075 DU PAGE PCT 048	0
0076 DU PAGE PCT 049	0
0077 DU PAGE PCT 050	0
0078 DU PAGE PCT 051	0
0079 DU PAGE PCT 052	0
0080 DU PAGE PCT 053	0
0081 DU PAGE PCT 054	0
0082 DU PAGE PCT 055	0
0083 DU PAGE PCT 056	0
0084 FLORENCE PCT 001	0
0085 FRANKFORT PCT 001	0
0086 FRANKFORT PCT 002	0
0087 FRANKFORT PCT 003	0
0088 FRANKFORT PCT 004	0
0089 FRANKFORT PCT 005	0
0090 FRANKFORT PCT 006	0
0091 FRANKFORT PCT 007	0
0092 FRANKFORT PCT 008	0
0093 FRANKFORT PCT 009	0
0094 FRANKFORT PCT 010	0
0095 FRANKFORT PCT 011	0
0096 FRANKFORT PCT 012	0
0097 FRANKFORT PCT 013	0
0098 FRANKFORT PCT 014	0
0099 FRANKFORT PCT 015	0
0100 FRANKFORT PCT 016	0
0101 FRANKFORT PCT 017	0
0102 FRANKFORT PCT 018	0
0103 FRANKFORT PCT 019	0
0104 FRANKFORT PCT 020	0
0105 FRANKFORT PCT 021	0
0106 FRANKFORT PCT 022	0
0107 FRANKFORT PCT 023	0
0108 FRANKFORT PCT 024	0
0109 FRANKFORT PCT 025	0
0110 FRANKFORT PCT 026	0

VOTES PERCENT

COUNTY CLERK

Vote for 1

01 = NO CANDIDATE FILED

0

(CONTINUED FROM PREVIOUS PAGE)

01

0111 FRANKFORT PCT 027	0
0112 FRANKFORT PCT 028	0
0113 FRANKFORT PCT 029	0
0114 FRANKFORT PCT 030	0
0115 FRANKFORT PCT 031	0
0116 FRANKFORT PCT 032	0
0117 FRANKFORT PCT 033	0
0118 FRANKFORT PCT 034	0
0119 FRANKFORT PCT 035	0
0120 FRANKFORT PCT 036	0
0121 FRANKFORT PCT 037	0
0122 FRANKFORT PCT 038	0
0123 FRANKFORT PCT 039	0
0124 FRANKFORT PCT 040	0
0125 FRANKFORT PCT 041	0
0126 FRANKFORT PCT 042	0
0127 GREEN GARDEN PCT 001	0
0128 GREEN GARDEN PCT 002	0
0129 GREEN GARDEN PCT 003	0
0130 HOMER PCT 001	0
0131 HOMER PCT 002	0
0132 HOMER PCT 003	0
0133 HOMER PCT 004	0
0134 HOMER PCT 005	0
0135 HOMER PCT 006	0
0136 HOMER PCT 007	0
0137 HOMER PCT 008	0
0138 HOMER PCT 009	0
0139 HOMER PCT 010	0
0140 HOMER PCT 011	0
0141 HOMER PCT 012	0
0142 HOMER PCT 013	0
0143 HOMER PCT 014	0
0144 HOMER PCT 015	0
0145 HOMER PCT 016	0
0146 HOMER PCT 017	0
0147 HOMER PCT 018	0
0148 HOMER PCT 019	0
0149 HOMER PCT 020	0
0150 HOMER PCT 021	0
0151 HOMER PCT 022	0
0152 HOMER PCT 023	0
0153 HOMER PCT 024	0
0154 HOMER PCT 025	0
0155 HOMER PCT 026	0
0156 HOMER PCT 027	0
0157 HOMER PCT 028	0
0158 JACKSON PCT 001	0
0159 JACKSON PCT 002	0
0160 JACKSON PCT 003	0
0161 JACKSON PCT 004	0
0162 JOLIET PCT 001	0
0163 JOLIET PCT 002	0
0164 JOLIET PCT 003	0
0165 JOLIET PCT 004	0

VOTES PERCENT

COUNTY CLERK

Vote for 1

01 = NO CANDIDATE FILED

0

(CONTINUED FROM PREVIOUS PAGE)

01

0166 JOLIET PCT 005	0
0167 JOLIET PCT 006	0
0168 JOLIET PCT 007	0
0169 JOLIET PCT 008	0
0170 JOLIET PCT 009	0
0171 JOLIET PCT 010	0
0172 JOLIET PCT 011	0
0173 JOLIET PCT 012	0
0174 JOLIET PCT 013	0
0175 JOLIET PCT 014	0
0176 JOLIET PCT 015	0
0177 JOLIET PCT 016	0
0178 JOLIET PCT 017	0
0179 JOLIET PCT 018	0
0180 JOLIET PCT 019	0
0181 JOLIET PCT 020	0
0182 JOLIET PCT 021	0
0183 JOLIET PCT 022	0
0184 JOLIET PCT 023	0
0185 JOLIET PCT 024	0
0186 JOLIET PCT 025	0
0187 JOLIET PCT 026	0
0188 JOLIET PCT 027	0
0189 JOLIET PCT 028	0
0190 JOLIET PCT 029	0
0191 JOLIET PCT 030	0
0192 JOLIET PCT 031	0
0193 JOLIET PCT 032	0
0194 JOLIET PCT 033	0
0195 JOLIET PCT 034	0
0196 JOLIET PCT 035	0
0197 JOLIET PCT 036	0
0198 JOLIET PCT 037	0
0199 JOLIET PCT 038	0
0200 JOLIET PCT 039	0
0201 JOLIET PCT 040	0
0202 JOLIET PCT 041	0
0203 JOLIET PCT 042	0
0204 JOLIET PCT 043	0
0205 JOLIET PCT 044	0
0206 JOLIET PCT 045	0
0207 JOLIET PCT 046	0
0208 JOLIET PCT 047	0
0209 JOLIET PCT 048	0
0210 JOLIET PCT 049	0
0211 JOLIET PCT 050	0
0212 JOLIET PCT 051	0
0213 JOLIET PCT 052	0
0214 JOLIET PCT 053	0
0215 JOLIET PCT 054	0
0216 JOLIET PCT 055	0
0217 JOLIET PCT 056	0
0218 JOLIET PCT 057	0
0219 JOLIET PCT 058	0
0220 JOLIET PCT 059	0

VOTES PERCENT

COUNTY CLERK

Vote for 1

0

01 = NO CANDIDATE FILED

(CONTINUED FROM PREVIOUS PAGE) 01

0221 JOLIET PCT 060	0
0222 JOLIET PCT 061	0
0223 JOLIET PCT 062	0
0224 JOLIET PCT 063	0
0225 JOLIET PCT 064	0
0226 LOCKPORT PCT 001	0
0227 LOCKPORT PCT 002	0
0228 LOCKPORT PCT 003	0
0229 LOCKPORT PCT 004	0
0230 LOCKPORT PCT 005	0
0231 LOCKPORT PCT 006	0
0232 LOCKPORT PCT 007	0
0233 LOCKPORT PCT 008	0
0234 LOCKPORT PCT 009	0
0235 LOCKPORT PCT 010	0
0236 LOCKPORT PCT 011	0
0237 LOCKPORT PCT 012	0
0238 LOCKPORT PCT 013	0
0239 LOCKPORT PCT 014	0
0240 LOCKPORT PCT 015	0
0241 LOCKPORT PCT 016	0
0242 LOCKPORT PCT 017	0
0243 LOCKPORT PCT 018	0
0244 LOCKPORT PCT 019	0
0245 LOCKPORT PCT 020	0
0246 LOCKPORT PCT 021	0
0247 LOCKPORT PCT 022	0
0248 LOCKPORT PCT 023	0
0249 LOCKPORT PCT 024	0
0250 LOCKPORT PCT 025	0
0251 LOCKPORT PCT 026	0
0252 LOCKPORT PCT 027	0
0253 LOCKPORT PCT 028	0
0254 LOCKPORT PCT 029	0
0255 LOCKPORT PCT 030	0
0256 LOCKPORT PCT 031	0
0257 LOCKPORT PCT 032	0
0258 LOCKPORT PCT 033	0
0259 LOCKPORT PCT 034	0
0260 LOCKPORT PCT 035	0
0261 LOCKPORT PCT 036	0
0262 LOCKPORT PCT 037	0
0263 MANHATTAN PCT 001	0
0264 MANHATTAN PCT 002	0
0265 MANHATTAN PCT 003	0
0266 MANHATTAN PCT 004	0
0267 MANHATTAN PCT 005	0
0268 MONEE PCT 001	0
0269 MONEE PCT 002	0
0270 MONEE PCT 003	0
0271 MONEE PCT 004	0
0272 MONEE PCT 005	0
0273 MONEE PCT 006	0
0274 MONEE PCT 007	0
0275 MONEE PCT 008	0

VOTES PERCENT

COUNTY CLERK

Vote for 1

01 = NO CANDIDATE FILED

0

(CONTINUED FROM PREVIOUS PAGE) 01

0276 MONEE PCT 009	0
0277 MONEE PCT 010	0
0278 MONEE PCT 011	0
0279 MONEE PCT 012	0
0280 NEW LENOX PCT 001	0
0281 NEW LENOX PCT 002	0
0282 NEW LENOX PCT 003	0
0283 NEW LENOX PCT 004	0
0284 NEW LENOX PCT 005	0
0285 NEW LENOX PCT 006	0
0286 NEW LENOX PCT 007	0
0287 NEW LENOX PCT 008	0
0288 NEW LENOX PCT 009	0
0289 NEW LENOX PCT 010	0
0290 NEW LENOX PCT 011	0
0291 NEW LENOX PCT 012	0
0292 NEW LENOX PCT 013	0
0293 NEW LENOX PCT 014	0
0294 NEW LENOX PCT 015	0
0295 NEW LENOX PCT 016	0
0296 NEW LENOX PCT 017	0
0297 NEW LENOX PCT 018	0
0298 NEW LENOX PCT 019	0
0299 NEW LENOX PCT 020	0
0300 NEW LENOX PCT 021	0
0301 NEW LENOX PCT 022	0
0302 NEW LENOX PCT 023	0
0303 NEW LENOX PCT 024	0
0304 NEW LENOX PCT 025	0
0305 NEW LENOX PCT 026	0
0306 NEW LENOX PCT 027	0
0307 NEW LENOX PCT 028	0
0308 NEW LENOX PCT 029	0
0309 NEW LENOX PCT 030	0
0310 PEOTONE PCT 001	0
0311 PEOTONE PCT 002	0
0312 PEOTONE PCT 003	0
0313 PLAINFIELD PCT 001	0
0314 PLAINFIELD PCT 002	0
0315 PLAINFIELD PCT 003	0
0316 PLAINFIELD PCT 004	0
0317 PLAINFIELD PCT 005	0
0318 PLAINFIELD PCT 006	0
0319 PLAINFIELD PCT 007	0
0320 PLAINFIELD PCT 008	0
0321 PLAINFIELD PCT 009	0
0322 PLAINFIELD PCT 010	0
0323 PLAINFIELD PCT 011	0
0324 PLAINFIELD PCT 012	0
0325 PLAINFIELD PCT 013	0
0326 PLAINFIELD PCT 014	0
0327 PLAINFIELD PCT 015	0
0328 PLAINFIELD PCT 016	0
0329 PLAINFIELD PCT 017	0
0330 PLAINFIELD PCT 018	0

VOTES PERCENT

COUNTY CLERK

Vote for 1

01 = NO CANDIDATE FILED

0

(CONTINUED FROM PREVIOUS PAGE)

01

0331 PLAINFIELD PCT 019	0
0332 PLAINFIELD PCT 020	0
0333 PLAINFIELD PCT 021	0
0334 PLAINFIELD PCT 022	0
0335 PLAINFIELD PCT 023	0
0336 PLAINFIELD PCT 024	0
0337 PLAINFIELD PCT 025	0
0338 PLAINFIELD PCT 026	0
0339 PLAINFIELD PCT 027	0
0340 PLAINFIELD PCT 028	0
0341 PLAINFIELD PCT 029	0
0342 PLAINFIELD PCT 030	0
0343 PLAINFIELD PCT 031	0
0344 PLAINFIELD PCT 032	0
0345 PLAINFIELD PCT 033	0
0346 PLAINFIELD PCT 034	0
0347 PLAINFIELD PCT 035	0
0348 PLAINFIELD PCT 036	0
0349 PLAINFIELD PCT 037	0
0350 PLAINFIELD PCT 038	0
0351 PLAINFIELD PCT 039	0
0352 PLAINFIELD PCT 040	0
0353 PLAINFIELD PCT 041	0
0354 PLAINFIELD PCT 042	0
0355 PLAINFIELD PCT 043	0
0356 PLAINFIELD PCT 044	0
0357 PLAINFIELD PCT 045	0
0358 PLAINFIELD PCT 046	0
0359 REED PCT 001	0
0360 REED PCT 002	0
0361 REED PCT 003	0
0362 REED PCT 004	0
0363 REED PCT 005	0
0364 TROY PCT 001	0
0365 TROY PCT 002	0
0366 TROY PCT 003	0
0367 TROY PCT 004	0
0368 TROY PCT 005	0
0369 TROY PCT 006	0
0370 TROY PCT 007	0
0371 TROY PCT 008	0
0372 TROY PCT 009	0
0373 TROY PCT 010	0
0374 TROY PCT 011	0
0375 TROY PCT 012	0
0376 TROY PCT 013	0
0377 TROY PCT 014	0
0378 TROY PCT 015	0
0379 TROY PCT 016	0
0380 TROY PCT 017	0
0381 TROY PCT 018	0
0382 TROY PCT 019	0
0383 TROY PCT 020	0
0384 TROY PCT 021	0
0385 TROY PCT 022	0

VOTES PERCENT

COUNTY CLERK

Vote for 1

01 = NO CANDIDATE FILED

0

(CONTINUED FROM PREVIOUS PAGE)

01

0386 TROY PCT 023	0
0387 TROY PCT 024	0
0388 TROY PCT 025	0
0389 TROY PCT 026	0
0390 TROY PCT 027	0
0391 TROY PCT 028	0
0392 TROY PCT 029	0
0393 TROY PCT 030	0
0394 WASHINGTON PCT 001	0
0395 WASHINGTON PCT 002	0
0396 WASHINGTON PCT 003	0
0397 WASHINGTON PCT 004	0
0398 WESLEY PCT 001	0
0399 WESLEY PCT 002	0
0400 WHEATLAND PCT 001	0
0401 WHEATLAND PCT 002	0
0402 WHEATLAND PCT 003	0
0403 WHEATLAND PCT 004	0
0404 WHEATLAND PCT 005	0
0405 WHEATLAND PCT 006	0
0406 WHEATLAND PCT 007	0
0407 WHEATLAND PCT 008	0
0408 WHEATLAND PCT 009	0
0409 WHEATLAND PCT 010	0
0410 WHEATLAND PCT 011	0
0411 WHEATLAND PCT 012	0
0412 WHEATLAND PCT 013	0
0413 WHEATLAND PCT 014	0
0414 WHEATLAND PCT 015	0
0415 WHEATLAND PCT 016	0
0416 WHEATLAND PCT 017	0
0417 WHEATLAND PCT 018	0
0418 WHEATLAND PCT 019	0
0419 WHEATLAND PCT 020	0
0420 WHEATLAND PCT 021	0
0421 WHEATLAND PCT 022	0
0422 WHEATLAND PCT 023	0
0423 WHEATLAND PCT 024	0
0424 WHEATLAND PCT 025	0
0425 WHEATLAND PCT 026	0
0426 WHEATLAND PCT 027	0
0427 WHEATLAND PCT 028	0
0428 WHEATLAND PCT 029	0
0429 WHEATLAND PCT 030	0
0430 WHEATLAND PCT 031	0
0431 WHEATLAND PCT 032	0
0432 WHEATLAND PCT 033	0
0433 WHEATLAND PCT 034	0
0434 WHEATLAND PCT 035	0
0435 WHEATLAND PCT 036	0
0436 WHEATLAND PCT 037	0
0437 WHEATLAND PCT 038	0
0438 WHEATLAND PCT 039	0
0439 WHEATLAND PCT 040	0
0440 WILL PCT 001	0

VOTES PERCENT

COUNTY CLERK

Vote for 1

01 = NO CANDIDATE FILED

0

(CONTINUED FROM PREVIOUS PAGE)

01

0441 WILMINGTON PCT 001	0
0442 WILMINGTON PCT 002	0
0443 WILMINGTON PCT 003	0
0444 WILMINGTON PCT 004	0
0445 WILMINGTON PCT 005	0
0446 WILTON PCT 001	0

VOTES PERCENT

COUNTY TREASURER

Vote for 1

26,622 100.00

01 = Pat McGuire

01

0001 CHANNAHON PCT 001	41
0002 CHANNAHON PCT 002	50
0003 CHANNAHON PCT 003	53
0004 CHANNAHON PCT 004	65
0005 CHANNAHON PCT 005	21
0006 CHANNAHON PCT 006	34
0007 CHANNAHON PCT 007	28
0008 CHANNAHON PCT 008	75
0009 CHANNAHON PCT 009	32
0010 CRETE PCT 001	59
0011 CRETE PCT 002	69
0012 CRETE PCT 003	45
0013 CRETE PCT 004	37
0014 CRETE PCT 005	21
0015 CRETE PCT 006	61
0016 CRETE PCT 007	112
0017 CRETE PCT 008	89
0018 CRETE PCT 009	45
0019 CRETE PCT 010	79
0020 CRETE PCT 011	37
0021 CRETE PCT 012	81
0022 CRETE PCT 013	97
0023 CRETE PCT 014	154
0024 CRETE PCT 015	111
0025 CRETE PCT 016	86
0026 CRETE PCT 017	79
0027 CUSTER PCT 001	79
0028 DU PAGE PCT 001	90
0029 DU PAGE PCT 002	39
0030 DU PAGE PCT 003	51
0031 DU PAGE PCT 004	64
0032 DU PAGE PCT 005	66
0033 DU PAGE PCT 006	45
0034 DU PAGE PCT 007	50
0035 DU PAGE PCT 008	71
0036 DU PAGE PCT 009	41
0037 DU PAGE PCT 010	52
0038 DU PAGE PCT 011	85
0039 DU PAGE PCT 012	77
0040 DU PAGE PCT 013	86
0041 DU PAGE PCT 014	54
0042 DU PAGE PCT 015	61
0043 DU PAGE PCT 016	52
0044 DU PAGE PCT 017	50
0045 DU PAGE PCT 018	75
0046 DU PAGE PCT 019	48
0047 DU PAGE PCT 020	98
0048 DU PAGE PCT 021	65
0049 DU PAGE PCT 022	49
0050 DU PAGE PCT 023	71
0051 DU PAGE PCT 024	76
0052 DU PAGE PCT 025	40
0053 DU PAGE PCT 026	42
0054 DU PAGE PCT 027	80
0055 DU PAGE PCT 028	71

**For City of Aurora details
refer to that section of this book.**

VOTES PERCENT

COUNTY TREASURER

Vote for 1
01 = Pat McGuire

26,622 100.00

(CONTINUED FROM PREVIOUS PAGE)

01

0056 DU PAGE PCT 029	85
0057 DU PAGE PCT 030	60
0058 DU PAGE PCT 031	51
0059 DU PAGE PCT 032	60
0060 DU PAGE PCT 033	32
0061 DU PAGE PCT 034	24
0062 DU PAGE PCT 035	81
0063 DU PAGE PCT 036	60
0064 DU PAGE PCT 037	79
0065 DU PAGE PCT 038	50
0066 DU PAGE PCT 039	43
0067 DU PAGE PCT 040	108
0068 DU PAGE PCT 041	59
0069 DU PAGE PCT 042	43
0070 DU PAGE PCT 043	50
0071 DU PAGE PCT 044	102
0072 DU PAGE PCT 045	85
0073 DU PAGE PCT 046	81
0074 DU PAGE PCT 047	36
0075 DU PAGE PCT 048	88
0076 DU PAGE PCT 049	56
0077 DU PAGE PCT 050	35
0078 DU PAGE PCT 051	60
0079 DU PAGE PCT 052	34
0080 DU PAGE PCT 053	75
0081 DU PAGE PCT 054	60
0082 DU PAGE PCT 055	48
0083 DU PAGE PCT 056	82
0084 FLORENCE PCT 001	46
0085 FRANKFORT PCT 001	43
0086 FRANKFORT PCT 002	114
0087 FRANKFORT PCT 003	90
0088 FRANKFORT PCT 004	58
0089 FRANKFORT PCT 005	43
0090 FRANKFORT PCT 006	51
0091 FRANKFORT PCT 007	43
0092 FRANKFORT PCT 008	29
0093 FRANKFORT PCT 009	53
0094 FRANKFORT PCT 010	110
0095 FRANKFORT PCT 011	31
0096 FRANKFORT PCT 012	93
0097 FRANKFORT PCT 013	70
0098 FRANKFORT PCT 014	74
0099 FRANKFORT PCT 015	58
0100 FRANKFORT PCT 016	52
0101 FRANKFORT PCT 017	52
0102 FRANKFORT PCT 018	20
0103 FRANKFORT PCT 019	86
0104 FRANKFORT PCT 020	26
0105 FRANKFORT PCT 021	65
0106 FRANKFORT PCT 022	90
0107 FRANKFORT PCT 023	33
0108 FRANKFORT PCT 024	100
0109 FRANKFORT PCT 025	66
0110 FRANKFORT PCT 026	85

VOTES PERCENT

26,622 100.00

COUNTY TREASURER

Vote for 1

01 = Pat McGuire

(CONTINUED FROM PREVIOUS PAGE)

	01

0111 FRANKFORT PCT 027	130
0112 FRANKFORT PCT 028	65
0113 FRANKFORT PCT 029	86
0114 FRANKFORT PCT 030	35
0115 FRANKFORT PCT 031	69
0116 FRANKFORT PCT 032	53
0117 FRANKFORT PCT 033	52
0118 FRANKFORT PCT 034	40
0119 FRANKFORT PCT 035	89
0120 FRANKFORT PCT 036	67
0121 FRANKFORT PCT 037	83
0122 FRANKFORT PCT 038	89
0123 FRANKFORT PCT 039	48
0124 FRANKFORT PCT 040	41
0125 FRANKFORT PCT 041	70
0126 FRANKFORT PCT 042	57
0127 GREEN GARDEN PCT 001	39
0128 GREEN GARDEN PCT 002	57
0129 GREEN GARDEN PCT 003	35
0130 HOMER PCT 001	56
0131 HOMER PCT 002	23
0132 HOMER PCT 003	41
0133 HOMER PCT 004	38
0134 HOMER PCT 005	45
0135 HOMER PCT 006	55
0136 HOMER PCT 007	51
0137 HOMER PCT 008	45
0138 HOMER PCT 009	46
0139 HOMER PCT 010	77
0140 HOMER PCT 011	69
0141 HOMER PCT 012	52
0142 HOMER PCT 013	61
0143 HOMER PCT 014	30
0144 HOMER PCT 015	80
0145 HOMER PCT 016	54
0146 HOMER PCT 017	40
0147 HOMER PCT 018	53
0148 HOMER PCT 019	34
0149 HOMER PCT 020	35
0150 HOMER PCT 021	39
0151 HOMER PCT 022	78
0152 HOMER PCT 023	40
0153 HOMER PCT 024	37
0154 HOMER PCT 025	39
0155 HOMER PCT 026	39
0156 HOMER PCT 027	59
0157 HOMER PCT 028	47
0158 JACKSON PCT 001	59
0159 JACKSON PCT 002	97
0160 JACKSON PCT 003	96
0161 JACKSON PCT 004	34
0162 JOLIET PCT 001	69
0163 JOLIET PCT 002	41
0164 JOLIET PCT 003	35
0165 JOLIET PCT 004	46

VOTES PERCENT

COUNTY TREASURER

Vote for 1

01 = Pat McGuire

26,622 100.00

(CONTINUED FROM PREVIOUS PAGE)

01

0166 JOLIET PCT 005	56
0167 JOLIET PCT 006	46
0168 JOLIET PCT 007	37
0169 JOLIET PCT 008	42
0170 JOLIET PCT 009	47
0171 JOLIET PCT 010	39
0172 JOLIET PCT 011	51
0173 JOLIET PCT 012	95
0174 JOLIET PCT 013	76
0175 JOLIET PCT 014	73
0176 JOLIET PCT 015	41
0177 JOLIET PCT 016	50
0178 JOLIET PCT 017	49
0179 JOLIET PCT 018	22
0180 JOLIET PCT 019	39
0181 JOLIET PCT 020	46
0182 JOLIET PCT 021	80
0183 JOLIET PCT 022	66
0184 JOLIET PCT 023	90
0185 JOLIET PCT 024	70
0186 JOLIET PCT 025	47
0187 JOLIET PCT 026	82
0188 JOLIET PCT 027	62
0189 JOLIET PCT 028	58
0190 JOLIET PCT 029	70
0191 JOLIET PCT 030	39
0192 JOLIET PCT 031	60
0193 JOLIET PCT 032	70
0194 JOLIET PCT 033	42
0195 JOLIET PCT 034	32
0196 JOLIET PCT 035	34
0197 JOLIET PCT 036	40
0198 JOLIET PCT 037	89
0199 JOLIET PCT 038	79
0200 JOLIET PCT 039	106
0201 JOLIET PCT 040	92
0202 JOLIET PCT 041	91
0203 JOLIET PCT 042	93
0204 JOLIET PCT 043	93
0205 JOLIET PCT 044	87
0206 JOLIET PCT 045	40
0207 JOLIET PCT 046	27
0208 JOLIET PCT 047	68
0209 JOLIET PCT 048	58
0210 JOLIET PCT 049	52
0211 JOLIET PCT 050	94
0212 JOLIET PCT 051	53
0213 JOLIET PCT 052	55
0214 JOLIET PCT 053	45
0215 JOLIET PCT 054	46
0216 JOLIET PCT 055	26
0217 JOLIET PCT 056	92
0218 JOLIET PCT 057	53
0219 JOLIET PCT 058	27
0220 JOLIET PCT 059	66

VOTES PERCENT

COUNTY TREASURER

Vote for 1

01 = Pat McGuire

26,622 100.00

(CONTINUED FROM PREVIOUS PAGE)

	-----	01

0221 JOLIET PCT 060		34
0222 JOLIET PCT 061		42
0223 JOLIET PCT 062		47
0224 JOLIET PCT 063		24
0225 JOLIET PCT 064		73
0226 LOCKPORT PCT 001		58
0227 LOCKPORT PCT 002		57
0228 LOCKPORT PCT 003		83
0229 LOCKPORT PCT 004		72
0230 LOCKPORT PCT 005		40
0231 LOCKPORT PCT 006		79
0232 LOCKPORT PCT 007		85
0233 LOCKPORT PCT 008		92
0234 LOCKPORT PCT 009		151
0235 LOCKPORT PCT 010		84
0236 LOCKPORT PCT 011		47
0237 LOCKPORT PCT 012		86
0238 LOCKPORT PCT 013		57
0239 LOCKPORT PCT 014		76
0240 LOCKPORT PCT 015		82
0241 LOCKPORT PCT 016		59
0242 LOCKPORT PCT 017		58
0243 LOCKPORT PCT 018		58
0244 LOCKPORT PCT 019		100
0245 LOCKPORT PCT 020		96
0246 LOCKPORT PCT 021		73
0247 LOCKPORT PCT 022		88
0248 LOCKPORT PCT 023		91
0249 LOCKPORT PCT 024		60
0250 LOCKPORT PCT 025		88
0251 LOCKPORT PCT 026		61
0252 LOCKPORT PCT 027		102
0253 LOCKPORT PCT 028		76
0254 LOCKPORT PCT 029		52
0255 LOCKPORT PCT 030		171
0256 LOCKPORT PCT 031		97
0257 LOCKPORT PCT 032		72
0258 LOCKPORT PCT 033		84
0259 LOCKPORT PCT 034		64
0260 LOCKPORT PCT 035		251
0261 LOCKPORT PCT 036		315
0262 LOCKPORT PCT 037		77
0263 MANHATTAN PCT 001		71
0264 MANHATTAN PCT 002		109
0265 MANHATTAN PCT 003		69
0266 MANHATTAN PCT 004		65
0267 MANHATTAN PCT 005		113
0268 MONEE PCT 001		40
0269 MONEE PCT 002		80
0270 MONEE PCT 003		32
0271 MONEE PCT 004		84
0272 MONEE PCT 005		131
0273 MONEE PCT 006		83
0274 MONEE PCT 007		82
0275 MONEE PCT 008		121

VOTES PERCENT

COUNTY TREASURER

Vote for 1

26,622 100.00

01 = Pat McGuire

(CONTINUED FROM PREVIOUS PAGE)

	01
0276 MONEE PCT 009	76
0277 MONEE PCT 010	78
0278 MONEE PCT 011	123
0279 MONEE PCT 012	56
0280 NEW LENOX PCT 001	29
0281 NEW LENOX PCT 002	57
0282 NEW LENOX PCT 003	71
0283 NEW LENOX PCT 004	51
0284 NEW LENOX PCT 005	95
0285 NEW LENOX PCT 006	43
0286 NEW LENOX PCT 007	86
0287 NEW LENOX PCT 008	40
0288 NEW LENOX PCT 009	50
0289 NEW LENOX PCT 010	38
0290 NEW LENOX PCT 011	55
0291 NEW LENOX PCT 012	77
0292 NEW LENOX PCT 013	69
0293 NEW LENOX PCT 014	39
0294 NEW LENOX PCT 015	39
0295 NEW LENOX PCT 016	43
0296 NEW LENOX PCT 017	53
0297 NEW LENOX PCT 018	36
0298 NEW LENOX PCT 019	36
0299 NEW LENOX PCT 020	57
0300 NEW LENOX PCT 021	30
0301 NEW LENOX PCT 022	66
0302 NEW LENOX PCT 023	42
0303 NEW LENOX PCT 024	94
0304 NEW LENOX PCT 025	45
0305 NEW LENOX PCT 026	44
0306 NEW LENOX PCT 027	43
0307 NEW LENOX PCT 028	34
0308 NEW LENOX PCT 029	35
0309 NEW LENOX PCT 030	36
0310 PEOTONE PCT 001	51
0311 PEOTONE PCT 002	46
0312 PEOTONE PCT 003	23
0313 PLAINFIELD PCT 001	40
0314 PLAINFIELD PCT 002	29
0315 PLAINFIELD PCT 003	30
0316 PLAINFIELD PCT 004	65
0317 PLAINFIELD PCT 005	105
0318 PLAINFIELD PCT 006	46
0319 PLAINFIELD PCT 007	55
0320 PLAINFIELD PCT 008	63
0321 PLAINFIELD PCT 009	65
0322 PLAINFIELD PCT 010	35
0323 PLAINFIELD PCT 011	25
0324 PLAINFIELD PCT 012	68
0325 PLAINFIELD PCT 013	31
0326 PLAINFIELD PCT 014	60
0327 PLAINFIELD PCT 015	43
0328 PLAINFIELD PCT 016	49
0329 PLAINFIELD PCT 017	50
0330 PLAINFIELD PCT 018	23

VOTES PERCENT

COUNTY TREASURER

Vote for 1

01 = Pat McGuire

26,622 100.00

(CONTINUED FROM PREVIOUS PAGE)

01

0331 PLAINFIELD PCT 019	81
0332 PLAINFIELD PCT 020	23
0333 PLAINFIELD PCT 021	42
0334 PLAINFIELD PCT 022	53
0335 PLAINFIELD PCT 023	35
0336 PLAINFIELD PCT 024	29
0337 PLAINFIELD PCT 025	33
0338 PLAINFIELD PCT 026	68
0339 PLAINFIELD PCT 027	64
0340 PLAINFIELD PCT 028	48
0341 PLAINFIELD PCT 029	33
0342 PLAINFIELD PCT 030	35
0343 PLAINFIELD PCT 031	38
0344 PLAINFIELD PCT 032	77
0345 PLAINFIELD PCT 033	68
0346 PLAINFIELD PCT 034	32
0347 PLAINFIELD PCT 035	87
0348 PLAINFIELD PCT 036	79
0349 PLAINFIELD PCT 037	50
0350 PLAINFIELD PCT 038	40
0351 PLAINFIELD PCT 039	33
0352 PLAINFIELD PCT 040	52
0353 PLAINFIELD PCT 041	71
0354 PLAINFIELD PCT 042	39
0355 PLAINFIELD PCT 043	61
0356 PLAINFIELD PCT 044	78
0357 PLAINFIELD PCT 045	97
0358 PLAINFIELD PCT 046	54
0359 REED PCT 001	73
0360 REED PCT 002	44
0361 REED PCT 003	30
0362 REED PCT 004	54
0363 REED PCT 005	68
0364 TROY PCT 001	46
0365 TROY PCT 002	84
0366 TROY PCT 003	57
0367 TROY PCT 004	49
0368 TROY PCT 005	27
0369 TROY PCT 006	35
0370 TROY PCT 007	74
0371 TROY PCT 008	108
0372 TROY PCT 009	48
0373 TROY PCT 010	61
0374 TROY PCT 011	153
0375 TROY PCT 012	60
0376 TROY PCT 013	47
0377 TROY PCT 014	34
0378 TROY PCT 015	57
0379 TROY PCT 016	50
0380 TROY PCT 017	54
0381 TROY PCT 018	80
0382 TROY PCT 019	63
0383 TROY PCT 020	95
0384 TROY PCT 021	59
0385 TROY PCT 022	38

VOTES PERCENT

COUNTY TREASURER

Vote for 1

01 = Pat McGuire

26,622 100.00

(CONTINUED FROM PREVIOUS PAGE)

	01

0386 TROY PCT 023	43
0387 TROY PCT 024	65
0388 TROY PCT 025	61
0389 TROY PCT 026	59
0390 TROY PCT 027	59
0391 TROY PCT 028	113
0392 TROY PCT 029	56
0393 TROY PCT 030	36
0394 WASHINGTON PCT 001	51
0395 WASHINGTON PCT 002	19
0396 WASHINGTON PCT 003	44
0397 WASHINGTON PCT 004	51
0398 WESLEY PCT 001	59
0399 WESLEY PCT 002	39
0400 WHEATLAND PCT 001	26
0401 WHEATLAND PCT 002	40
0402 WHEATLAND PCT 003	20
0403 WHEATLAND PCT 004	67
0404 WHEATLAND PCT 005	45
0405 WHEATLAND PCT 006	38
0406 WHEATLAND PCT 007	51
0407 WHEATLAND PCT 008	36
0408 WHEATLAND PCT 009	45
0409 WHEATLAND PCT 010	62
0410 WHEATLAND PCT 011	38
0411 WHEATLAND PCT 012	38
0412 WHEATLAND PCT 013	47
0413 WHEATLAND PCT 014	41
0414 WHEATLAND PCT 015	20
0415 WHEATLAND PCT 016	49
0416 WHEATLAND PCT 017	27
0417 WHEATLAND PCT 018	76
0418 WHEATLAND PCT 019	73
0419 WHEATLAND PCT 020	11
0420 WHEATLAND PCT 021	30
0421 WHEATLAND PCT 022	30
0422 WHEATLAND PCT 023	47
0423 WHEATLAND PCT 024	38
0424 WHEATLAND PCT 025	56
0425 WHEATLAND PCT 026	15
0426 WHEATLAND PCT 027	63
0427 WHEATLAND PCT 028	66
0428 WHEATLAND PCT 029	45
0429 WHEATLAND PCT 030	6
0430 WHEATLAND PCT 031	32
0431 WHEATLAND PCT 032	23
0432 WHEATLAND PCT 033	21
0433 WHEATLAND PCT 034	99
0434 WHEATLAND PCT 035	59
0435 WHEATLAND PCT 036	28
0436 WHEATLAND PCT 037	35
0437 WHEATLAND PCT 038	44
0438 WHEATLAND PCT 039	40
0439 WHEATLAND PCT 040	33
0440 WILL PCT 001	32

COUNTY TREASURER

Vote for 1

01 = Pat McGuire

VOTES PERCENT

26,622 100.00

(CONTINUED FROM PREVIOUS PAGE)

01

0441 WILMINGTON PCT 001 29
0442 WILMINGTON PCT 002 46
0443 WILMINGTON PCT 003 80
0444 WILMINGTON PCT 004 36
0445 WILMINGTON PCT 005 62
0446 WILTON PCT 001 39

COUNTY SHERIFF

Vote for 1

- 01 = Ed Bradley
- 02 = Rich Girot

VOTES PERCENT

VOTES PERCENT

9,274 33.49
8,780 31.70

03 = Peter "Pete" Piazza

9,639 34.81

	01	02	03
0001 CHANNAHON PCT 001	5	17	20
0002 CHANNAHON PCT 002	15	15	18
0003 CHANNAHON PCT 003	7	18	30
0004 CHANNAHON PCT 004	7	24	35
0005 CHANNAHON PCT 005	5	5	14
0006 CHANNAHON PCT 006	7	12	19
0007 CHANNAHON PCT 007	3	15	16
0008 CHANNAHON PCT 008	17	18	42
0009 CHANNAHON PCT 009	4	12	18
0010 CRETE PCT 001	32	19	15
0011 CRETE PCT 002	44	20	7
0012 CRETE PCT 003	23	12	6
0013 CRETE PCT 004	21	11	9
0014 CRETE PCT 005	11	7	4
0015 CRETE PCT 006	32	14	23
0016 CRETE PCT 007	54	23	35
0017 CRETE PCT 008	38	36	22
0018 CRETE PCT 009	19	19	13
0019 CRETE PCT 010	48	21	16
0020 CRETE PCT 011	14	17	9
0021 CRETE PCT 012	51	22	17
0022 CRETE PCT 013	54	26	18
0023 CRETE PCT 014	92	54	15
0024 CRETE PCT 015	78	20	19
0025 CRETE PCT 016	21	45	20
0026 CRETE PCT 017	63	19	6
0027 CUSTER PCT 001	10	39	32
0028 DU PAGE PCT 001	30	35	28
0029 DU PAGE PCT 002	10	21	8
0030 DU PAGE PCT 003	16	23	10
0031 DU PAGE PCT 004	15	41	15
0032 DU PAGE PCT 005	22	28	18
0033 DU PAGE PCT 006	21	17	8
0034 DU PAGE PCT 007	20	24	11
0035 DU PAGE PCT 008	45	13	11
0036 DU PAGE PCT 009	26	11	9
0037 DU PAGE PCT 010	27	17	12
0038 DU PAGE PCT 011	48	26	14
0039 DU PAGE PCT 012	37	23	16
0040 DU PAGE PCT 013	44	22	19
0041 DU PAGE PCT 014	21	20	15
0042 DU PAGE PCT 015	32	18	12
0043 DU PAGE PCT 016	29	12	15
0044 DU PAGE PCT 017	17	22	10
0045 DU PAGE PCT 018	40	22	12
0046 DU PAGE PCT 019	22	14	14
0047 DU PAGE PCT 020	47	41	8
0048 DU PAGE PCT 021	14	30	23
0049 DU PAGE PCT 022	20	15	14
0050 DU PAGE PCT 023	32	18	22
0051 DU PAGE PCT 024	45	15	18
0052 DU PAGE PCT 025	24	13	6
0053 DU PAGE PCT 026	20	15	9
0054 DU PAGE PCT 027	44	30	8

**For City of Aurora details
refer to that section of this book.**

	VOTES	PERCENT		VOTES	PERCENT
COUNTY SHERIFF					
Vote for 1					
01 = Ed Bradley	9,274	33.49			
02 = Rich Girot	8,780	31.70	03 = Peter "Pete" Piazza	9,639	34.81

(CONTINUED FROM PREVIOUS PAGE)

	01	02	03
0055 DU PAGE PCT 028	39	16	18
0056 DU PAGE PCT 029	58	14	13
0057 DU PAGE PCT 030	30	17	12
0058 DU PAGE PCT 031	14	12	22
0059 DU PAGE PCT 032	25	19	17
0060 DU PAGE PCT 033	11	10	12
0061 DU PAGE PCT 034	7	6	6
0062 DU PAGE PCT 035	35	35	14
0063 DU PAGE PCT 036	14	27	16
0064 DU PAGE PCT 037	41	28	10
0065 DU PAGE PCT 038	33	9	11
0066 DU PAGE PCT 039	20	12	9
0067 DU PAGE PCT 040	35	46	26
0068 DU PAGE PCT 041	33	14	14
0069 DU PAGE PCT 042	24	12	12
0070 DU PAGE PCT 043	31	12	11
0071 DU PAGE PCT 044	29	31	50
0072 DU PAGE PCT 045	48	27	14
0073 DU PAGE PCT 046	30	33	15
0074 DU PAGE PCT 047	7	14	15
0075 DU PAGE PCT 048	27	40	26
0076 DU PAGE PCT 049	32	16	11
0077 DU PAGE PCT 050	23	12	1
0078 DU PAGE PCT 051	36	17	7
0079 DU PAGE PCT 052	5	17	10
0080 DU PAGE PCT 053	40	18	25
0081 DU PAGE PCT 054	31	22	9
0082 DU PAGE PCT 055	25	13	12
0083 DU PAGE PCT 056	51	24	14
0084 FLORENCE PCT 001	5	31	19
0085 FRANKFORT PCT 001	13	14	16
0086 FRANKFORT PCT 002	40	26	48
0087 FRANKFORT PCT 003	31	22	31
0088 FRANKFORT PCT 004	17	14	22
0089 FRANKFORT PCT 005	19	15	8
0090 FRANKFORT PCT 006	19	29	14
0091 FRANKFORT PCT 007	13	21	10
0092 FRANKFORT PCT 008	13	15	8
0093 FRANKFORT PCT 009	24	11	19
0094 FRANKFORT PCT 010	27	34	50
0095 FRANKFORT PCT 011	11	12	6
0096 FRANKFORT PCT 012	52	29	21
0097 FRANKFORT PCT 013	21	26	25
0098 FRANKFORT PCT 014	33	18	22
0099 FRANKFORT PCT 015	19	19	18
0100 FRANKFORT PCT 016	7	21	21
0101 FRANKFORT PCT 017	20	21	12
0102 FRANKFORT PCT 018	2	13	4
0103 FRANKFORT PCT 019	17	30	45
0104 FRANKFORT PCT 020	12	8	7
0105 FRANKFORT PCT 021	29	17	22
0106 FRANKFORT PCT 022	33	36	22
0107 FRANKFORT PCT 023	14	14	8
0108 FRANKFORT PCT 024	41	27	32

ABSTRACT OF VOTES

WILL COUNTY, ILLINOIS
 GENERAL PRIMARY ELECTION
 FEBRUARY 2, 2010
 DEMOCRATIC

OFFICIAL RESULTS

	VOTES	PERCENT		VOTES	PERCENT
COUNTY SHERIFF					
Vote for 1					
01 = Ed Bradley	9,274	33.49			
02 = Rich Girot	8,780	31.70	03 = Peter "Pete" Piazza	9,639	34.81

(CONTINUED FROM PREVIOUS PAGE)

	01	02	03
0109 FRANKFORT PCT 025	29	22	22
0110 FRANKFORT PCT 026	42	21	21
0111 FRANKFORT PCT 027	41	34	58
0112 FRANKFORT PCT 028	18	16	32
0113 FRANKFORT PCT 029	36	17	39
0114 FRANKFORT PCT 030	11	11	18
0115 FRANKFORT PCT 031	35	21	15
0116 FRANKFORT PCT 032	16	20	16
0117 FRANKFORT PCT 033	16	19	19
0118 FRANKFORT PCT 034	17	14	12
0119 FRANKFORT PCT 035	39	25	25
0120 FRANKFORT PCT 036	35	18	14
0121 FRANKFORT PCT 037	35	22	24
0122 FRANKFORT PCT 038	28	26	39
0123 FRANKFORT PCT 039	17	13	19
0124 FRANKFORT PCT 040	10	20	14
0125 FRANKFORT PCT 041	33	17	23
0126 FRANKFORT PCT 042	22	20	16
0127 GREEN GARDEN PCT 001	11	12	14
0128 GREEN GARDEN PCT 002	21	24	17
0129 GREEN GARDEN PCT 003	14	18	9
0130 HOMER PCT 001	16	12	30
0131 HOMER PCT 002	7	7	10
0132 HOMER PCT 003	5	11	29
0133 HOMER PCT 004	11	5	24
0134 HOMER PCT 005	10	11	25
0135 HOMER PCT 006	11	15	29
0136 HOMER PCT 007	18	13	21
0137 HOMER PCT 008	7	11	30
0138 HOMER PCT 009	10	14	25
0139 HOMER PCT 010	18	27	39
0140 HOMER PCT 011	11	12	56
0141 HOMER PCT 012	14	15	24
0142 HOMER PCT 013	9	18	39
0143 HOMER PCT 014	15	7	11
0144 HOMER PCT 015	19	23	39
0145 HOMER PCT 016	16	16	25
0146 HOMER PCT 017	16	12	16
0147 HOMER PCT 018	6	13	43
0148 HOMER PCT 019	14	11	15
0149 HOMER PCT 020	6	10	20
0150 HOMER PCT 021	10	6	28
0151 HOMER PCT 022	14	26	50
0152 HOMER PCT 023	9	12	19
0153 HOMER PCT 024	5	14	22
0154 HOMER PCT 025	9	10	24
0155 HOMER PCT 026	14	9	21
0156 HOMER PCT 027	12	17	36
0157 HOMER PCT 028	12	10	30
0158 JACKSON PCT 001	11	17	32
0159 JACKSON PCT 002	17	29	55
0160 JACKSON PCT 003	18	29	48
0161 JACKSON PCT 004	4	10	21
0162 JOLIET PCT 001	17	9	45

	VOTES	PERCENT		VOTES	PERCENT
COUNTY SHERIFF					
Vote for 1					
01 = Ed Bradley	9,274	33.49			
02 = Rich Girot	8,780	31.70	03 = Peter "Pete" Piazza	9,639	34.81

(CONTINUED FROM PREVIOUS PAGE)

	01	02	03
0163 JOLIET PCT 002	6	14	22
0164 JOLIET PCT 003	7	8	21
0165 JOLIET PCT 004	12	12	23
0166 JOLIET PCT 005	14	15	25
0167 JOLIET PCT 006	15	17	13
0168 JOLIET PCT 007	3	16	20
0169 JOLIET PCT 008	14	15	14
0170 JOLIET PCT 009	18	8	26
0171 JOLIET PCT 010	15	13	11
0172 JOLIET PCT 011	15	10	30
0173 JOLIET PCT 012	13	27	53
0174 JOLIET PCT 013	12	18	47
0175 JOLIET PCT 014	11	17	39
0176 JOLIET PCT 015	12	12	18
0177 JOLIET PCT 016	19	7	27
0178 JOLIET PCT 017	4	15	31
0179 JOLIET PCT 018	12	5	6
0180 JOLIET PCT 019	10	15	17
0181 JOLIET PCT 020	10	9	30
0182 JOLIET PCT 021	52	17	13
0183 JOLIET PCT 022	11	16	37
0184 JOLIET PCT 023	25	19	45
0185 JOLIET PCT 024	50	13	13
0186 JOLIET PCT 025	20	14	13
0187 JOLIET PCT 026	17	23	45
0188 JOLIET PCT 027	18	20	27
0189 JOLIET PCT 028	19	14	26
0190 JOLIET PCT 029	10	22	40
0191 JOLIET PCT 030	16	15	11
0192 JOLIET PCT 031	10	16	34
0193 JOLIET PCT 032	13	21	36
0194 JOLIET PCT 033	5	13	26
0195 JOLIET PCT 034	10	11	11
0196 JOLIET PCT 035	16	9	13
0197 JOLIET PCT 036	9	15	19
0198 JOLIET PCT 037	59	16	18
0199 JOLIET PCT 038	69	3	10
0200 JOLIET PCT 039	63	22	29
0201 JOLIET PCT 040	53	17	24
0202 JOLIET PCT 041	56	15	17
0203 JOLIET PCT 042	53	15	26
0204 JOLIET PCT 043	68	19	12
0205 JOLIET PCT 044	29	19	37
0206 JOLIET PCT 045	25	6	7
0207 JOLIET PCT 046	25	0	1
0208 JOLIET PCT 047	48	13	13
0209 JOLIET PCT 048	34	16	10
0210 JOLIET PCT 049	16	13	23
0211 JOLIET PCT 050	66	16	19
0212 JOLIET PCT 051	10	21	22
0213 JOLIET PCT 052	31	11	14
0214 JOLIET PCT 053	15	19	16
0215 JOLIET PCT 054	9	14	23
0216 JOLIET PCT 055	7	9	11

	VOTES	PERCENT		VOTES	PERCENT
COUNTY SHERIFF					
Vote for 1					
01 = Ed Bradley	9,274	33.49			
02 = Rich Girot	8,780	31.70	03 = Peter "Pete" Piazza	9,639	34.81

(CONTINUED FROM PREVIOUS PAGE)

	01	02	03
0217 JOLIET PCT 056	64	14	18
0218 JOLIET PCT 057	32	15	7
0219 JOLIET PCT 058	13	6	7
0220 JOLIET PCT 059	18	16	30
0221 JOLIET PCT 060	12	6	18
0222 JOLIET PCT 061	11	9	22
0223 JOLIET PCT 062	42	2	6
0224 JOLIET PCT 063	9	7	6
0225 JOLIET PCT 064	26	17	32
0226 LOCKPORT PCT 001	2	14	59
0227 LOCKPORT PCT 002	6	18	39
0228 LOCKPORT PCT 003	11	18	62
0229 LOCKPORT PCT 004	4	14	62
0230 LOCKPORT PCT 005	18	7	17
0231 LOCKPORT PCT 006	45	19	19
0232 LOCKPORT PCT 007	61	9	18
0233 LOCKPORT PCT 008	16	22	61
0234 LOCKPORT PCT 009	35	43	82
0235 LOCKPORT PCT 010	13	17	56
0236 LOCKPORT PCT 011	9	14	29
0237 LOCKPORT PCT 012	14	30	43
0238 LOCKPORT PCT 013	15	21	22
0239 LOCKPORT PCT 014	8	12	66
0240 LOCKPORT PCT 015	20	12	54
0241 LOCKPORT PCT 016	2	10	54
0242 LOCKPORT PCT 017	6	8	56
0243 LOCKPORT PCT 018	8	9	48
0244 LOCKPORT PCT 019	26	22	57
0245 LOCKPORT PCT 020	37	31	31
0246 LOCKPORT PCT 021	9	6	67
0247 LOCKPORT PCT 022	9	21	76
0248 LOCKPORT PCT 023	35	32	23
0249 LOCKPORT PCT 024	26	15	23
0250 LOCKPORT PCT 025	16	13	68
0251 LOCKPORT PCT 026	23	19	21
0252 LOCKPORT PCT 027	25	30	52
0253 LOCKPORT PCT 028	8	11	70
0254 LOCKPORT PCT 029	12	31	16
0255 LOCKPORT PCT 030	47	62	67
0256 LOCKPORT PCT 031	35	42	21
0257 LOCKPORT PCT 032	32	30	17
0258 LOCKPORT PCT 033	25	41	20
0259 LOCKPORT PCT 034	16	11	44
0260 LOCKPORT PCT 035	57	144	57
0261 LOCKPORT PCT 036	83	127	111
0262 LOCKPORT PCT 037	26	45	8
0263 MANHATTAN PCT 001	15	28	23
0264 MANHATTAN PCT 002	18	50	44
0265 MANHATTAN PCT 003	15	27	30
0266 MANHATTAN PCT 004	14	26	23
0267 MANHATTAN PCT 005	29	42	49
0268 MONEE PCT 001	17	13	11
0269 MONEE PCT 002	52	19	10
0270 MONEE PCT 003	17	16	7

COUNTY SHERIFF

Vote for 1

01 = Ed Bradley

02 = Rich Giro

VOTES PERCENT

VOTES PERCENT

9,274 33.49

8,780 31.70

03 = Peter "Pete" Piazza

9,639 34.81

(CONTINUED FROM PREVIOUS PAGE)

	01	02	03
0271 MONEE PCT 004	49	16	19
0272 MONEE PCT 005	102	19	17
0273 MONEE PCT 006	65	16	4
0274 MONEE PCT 007	74	8	4
0275 MONEE PCT 008	94	23	11
0276 MONEE PCT 009	44	26	21
0277 MONEE PCT 010	30	34	16
0278 MONEE PCT 011	109	14	7
0279 MONEE PCT 012	27	23	6
0280 NEW LENOX PCT 001	8	14	12
0281 NEW LENOX PCT 002	18	15	28
0282 NEW LENOX PCT 003	16	24	30
0283 NEW LENOX PCT 004	11	25	20
0284 NEW LENOX PCT 005	21	32	46
0285 NEW LENOX PCT 006	9	19	14
0286 NEW LENOX PCT 007	29	31	26
0287 NEW LENOX PCT 008	11	18	11
0288 NEW LENOX PCT 009	16	14	23
0289 NEW LENOX PCT 010	7	13	22
0290 NEW LENOX PCT 011	17	21	20
0291 NEW LENOX PCT 012	30	29	26
0292 NEW LENOX PCT 013	18	29	19
0293 NEW LENOX PCT 014	5	16	21
0294 NEW LENOX PCT 015	10	14	17
0295 NEW LENOX PCT 016	11	14	24
0296 NEW LENOX PCT 017	18	20	15
0297 NEW LENOX PCT 018	9	19	9
0298 NEW LENOX PCT 019	11	6	22
0299 NEW LENOX PCT 020	12	31	17
0300 NEW LENOX PCT 021	8	12	11
0301 NEW LENOX PCT 022	18	21	29
0302 NEW LENOX PCT 023	10	17	21
0303 NEW LENOX PCT 024	24	30	46
0304 NEW LENOX PCT 025	9	18	21
0305 NEW LENOX PCT 026	15	14	11
0306 NEW LENOX PCT 027	14	19	12
0307 NEW LENOX PCT 028	10	16	11
0308 NEW LENOX PCT 029	9	11	18
0309 NEW LENOX PCT 030	11	12	13
0310 PEOTONE PCT 001	14	24	10
0311 PEOTONE PCT 002	15	24	13
0312 PEOTONE PCT 003	8	6	9
0313 PLAINFIELD PCT 001	15	10	12
0314 PLAINFIELD PCT 002	12	9	11
0315 PLAINFIELD PCT 003	4	14	10
0316 PLAINFIELD PCT 004	10	31	26
0317 PLAINFIELD PCT 005	15	47	46
0318 PLAINFIELD PCT 006	12	23	17
0319 PLAINFIELD PCT 007	11	26	19
0320 PLAINFIELD PCT 008	23	24	20
0321 PLAINFIELD PCT 009	16	15	41
0322 PLAINFIELD PCT 010	8	16	11
0323 PLAINFIELD PCT 011	7	7	16
0324 PLAINFIELD PCT 012	18	19	32

COUNTY SHERIFF

Vote for 1

- 01 = Ed Bradley
- 02 = Rich Girot

VOTES PERCENT

VOTES PERCENT

9,274 33.49
8,780 31.70

03 = Peter "Pete" Piazza

9,639 34.81

(CONTINUED FROM PREVIOUS PAGE)

	01	02	03
0325 PLAINFIELD PCT 013	4	15	9
0326 PLAINFIELD PCT 014	18	26	17
0327 PLAINFIELD PCT 015	10	24	10
0328 PLAINFIELD PCT 016	12	21	14
0329 PLAINFIELD PCT 017	7	32	17
0330 PLAINFIELD PCT 018	9	11	5
0331 PLAINFIELD PCT 019	15	22	50
0332 PLAINFIELD PCT 020	4	5	12
0333 PLAINFIELD PCT 021	13	11	21
0334 PLAINFIELD PCT 022	14	24	19
0335 PLAINFIELD PCT 023	13	14	10
0336 PLAINFIELD PCT 024	9	15	8
0337 PLAINFIELD PCT 025	8	11	13
0338 PLAINFIELD PCT 026	20	29	22
0339 PLAINFIELD PCT 027	10	33	24
0340 PLAINFIELD PCT 028	20	25	9
0341 PLAINFIELD PCT 029	10	14	9
0342 PLAINFIELD PCT 030	12	15	9
0343 PLAINFIELD PCT 031	11	20	10
0344 PLAINFIELD PCT 032	16	16	47
0345 PLAINFIELD PCT 033	10	21	35
0346 PLAINFIELD PCT 034	12	8	12
0347 PLAINFIELD PCT 035	30	38	28
0348 PLAINFIELD PCT 036	24	33	24
0349 PLAINFIELD PCT 037	14	16	21
0350 PLAINFIELD PCT 038	10	8	22
0351 PLAINFIELD PCT 039	7	14	13
0352 PLAINFIELD PCT 040	11	14	29
0353 PLAINFIELD PCT 041	19	35	19
0354 PLAINFIELD PCT 042	13	14	13
0355 PLAINFIELD PCT 043	17	32	12
0356 PLAINFIELD PCT 044	17	39	23
0357 PLAINFIELD PCT 045	29	47	22
0358 PLAINFIELD PCT 046	19	24	14
0359 REED PCT 001	6	54	19
0360 REED PCT 002	5	33	8
0361 REED PCT 003	5	27	4
0362 REED PCT 004	7	42	10
0363 REED PCT 005	9	49	13
0364 TROY PCT 001	8	10	31
0365 TROY PCT 002	21	28	40
0366 TROY PCT 003	7	13	41
0367 TROY PCT 004	7	17	26
0368 TROY PCT 005	6	5	20
0369 TROY PCT 006	8	13	19
0370 TROY PCT 007	26	22	29
0371 TROY PCT 008	34	33	46
0372 TROY PCT 009	7	17	29
0373 TROY PCT 010	16	21	25
0374 TROY PCT 011	44	44	76
0375 TROY PCT 012	17	19	27
0376 TROY PCT 013	13	14	21
0377 TROY PCT 014	4	6	25
0378 TROY PCT 015	10	16	30

	VOTES	PERCENT		VOTES	PERCENT
COUNTY SHERIFF					
Vote for 1					
01 = Ed Bradley	9,274	33.49			
02 = Rich Girot	8,780	31.70	03 = Peter "Pete" Piazza	9,639	34.81

(CONTINUED FROM PREVIOUS PAGE)

	01	02	03
0379 TROY PCT 016	21	9	29
0380 TROY PCT 017	13	19	23
0381 TROY PCT 018	19	25	40
0382 TROY PCT 019	11	29	23
0383 TROY PCT 020	23	31	46
0384 TROY PCT 021	9	17	32
0385 TROY PCT 022	11	9	23
0386 TROY PCT 023	17	21	9
0387 TROY PCT 024	18	24	22
0388 TROY PCT 025	17	20	28
0389 TROY PCT 026	23	20	17
0390 TROY PCT 027	17	12	34
0391 TROY PCT 028	34	38	41
0392 TROY PCT 029	30	24	6
0393 TROY PCT 030	7	16	16
0394 WASHINGTON PCT 001	14	28	13
0395 WASHINGTON PCT 002	4	10	10
0396 WASHINGTON PCT 003	9	32	7
0397 WASHINGTON PCT 004	14	32	10
0398 WESLEY PCT 001	7	37	22
0399 WESLEY PCT 002	5	26	10
0400 WHEATLAND PCT 001	10	13	8
0401 WHEATLAND PCT 002	14	13	13
0402 WHEATLAND PCT 003	9	3	10
0403 WHEATLAND PCT 004	30	25	13
0404 WHEATLAND PCT 005	13	19	9
0405 WHEATLAND PCT 006	11	18	5
0406 WHEATLAND PCT 007	23	16	15
0407 WHEATLAND PCT 008	12	12	11
0408 WHEATLAND PCT 009	21	14	9
0409 WHEATLAND PCT 010	22	29	6
0410 WHEATLAND PCT 011	16	17	6
0411 WHEATLAND PCT 012	14	12	13
0412 WHEATLAND PCT 013	11	25	10
0413 WHEATLAND PCT 014	14	19	6
0414 WHEATLAND PCT 015	11	5	5
0415 WHEATLAND PCT 016	25	13	10
0416 WHEATLAND PCT 017	3	16	16
0417 WHEATLAND PCT 018	22	28	26
0418 WHEATLAND PCT 019	30	25	18
0419 WHEATLAND PCT 020	5	2	4
0420 WHEATLAND PCT 021	17	9	5
0421 WHEATLAND PCT 022	10	13	5
0422 WHEATLAND PCT 023	22	12	10
0423 WHEATLAND PCT 024	10	16	9
0424 WHEATLAND PCT 025	21	17	14
0425 WHEATLAND PCT 026	6	6	4
0426 WHEATLAND PCT 027	37	16	10
0427 WHEATLAND PCT 028	19	30	17
0428 WHEATLAND PCT 029	25	10	10
0429 WHEATLAND PCT 030	2	1	2
0430 WHEATLAND PCT 031	10	9	10
0431 WHEATLAND PCT 032	9	11	4
0432 WHEATLAND PCT 033	10	9	1

	VOTES	PERCENT		VOTES	PERCENT
COUNTY SHERIFF					
Vote for 1					
01 = Ed Bradley	9,274	33.49			
02 = Rich Girot	8,780	31.70	03 = Peter "Pete" Piazza	9,639	34.81

(CONTINUED FROM PREVIOUS PAGE)	01	02	03
0433 WHEATLAND PCT 034	39	28	32
0434 WHEATLAND PCT 035	25	21	20
0435 WHEATLAND PCT 036	7	12	12
0436 WHEATLAND PCT 037	13	12	12
0437 WHEATLAND PCT 038	18	15	7
0438 WHEATLAND PCT 039	12	21	7
0439 WHEATLAND PCT 040	15	14	4
0440 WILL PCT 001	6	16	13
0441 WILMINGTON PCT 001	5	23	6
0442 WILMINGTON PCT 002	5	32	11
0443 WILMINGTON PCT 003	15	49	21
0444 WILMINGTON PCT 004	6	27	8
0445 WILMINGTON PCT 005	10	39	19
0446 WILTON PCT 001	8	21	13



Nancy Schultz Voots

W I L L C O U N T Y C L E R K



Democratic Party

**EDUCATION
SERVICE
REGION
SUMMARY**

**(WILL, DuPAGE, GRUNDY/KENDALL &
IROQUOIS/KANKAKEE COUNTIES)**

VOTES PERCENT

REGIONAL SUPERINTENDENT OF SCHOOLS (WILL COUNTY)

Vote for 1

01 = Jennifer Bertino-Tarrant

24,315 100.00

01

0001 CHANNAHON PCT 001	40
0002 CHANNAHON PCT 002	44
0003 CHANNAHON PCT 003	51
0004 CHANNAHON PCT 004	63
0005 CHANNAHON PCT 005	23
0006 CHANNAHON PCT 006	34
0007 CHANNAHON PCT 007	31
0008 CHANNAHON PCT 008	75
0009 CHANNAHON PCT 009	33
0010 CRETE PCT 001	59
0011 CRETE PCT 002	63
0012 CRETE PCT 003	43
0013 CRETE PCT 004	41
0014 CRETE PCT 005	20
0015 CRETE PCT 006	60
0016 CRETE PCT 007	108
0017 CRETE PCT 008	87
0018 CRETE PCT 009	42
0019 CRETE PCT 010	77
0020 CRETE PCT 011	37
0021 CRETE PCT 012	80
0022 CRETE PCT 013	93
0023 CRETE PCT 014	155
0024 CRETE PCT 015	109
0025 CRETE PCT 016	82
0026 CRETE PCT 017	84
0027 CUSTER PCT 001	75
0028 DU PAGE PCT 001	89
0029 DU PAGE PCT 002	37
0030 DU PAGE PCT 003	48
0031 DU PAGE PCT 004	62
0032 DU PAGE PCT 005	66
0033 DU PAGE PCT 006	45
0034 DU PAGE PCT 007	52
0035 DU PAGE PCT 008	65
0036 DU PAGE PCT 009	42
0037 DU PAGE PCT 010	50
0038 DU PAGE PCT 011	82
0039 DU PAGE PCT 012	74
0040 DU PAGE PCT 013	83
0041 DU PAGE PCT 014	55
0042 DU PAGE PCT 015	59
0043 DU PAGE PCT 016	52
0044 DU PAGE PCT 017	47
0045 DU PAGE PCT 018	71
0046 DU PAGE PCT 019	51
0047 DU PAGE PCT 020	95
0048 DU PAGE PCT 021	67
0049 DU PAGE PCT 022	45
0050 DU PAGE PCT 023	70
0051 DU PAGE PCT 024	81
0052 DU PAGE PCT 025	41
0053 DU PAGE PCT 026	41
0054 DU PAGE PCT 027	78
0055 DU PAGE PCT 028	67

Total Democratic Ballots Cast for
Regional Superintendent of Schools
(Will County)
29,163

VOTES PERCENT

REGIONAL SUPERINTENDENT OF SCHOOLS (WILL COUNTY)

Vote for 1

01 = Jennifer Bertino-Tarrant

24,315 100.00

(CONTINUED FROM PREVIOUS PAGE)

0056 DU PAGE PCT 029	85
0059 DU PAGE PCT 032	0
0062 DU PAGE PCT 035	80
0064 DU PAGE PCT 037	80
0065 DU PAGE PCT 038	51
0066 DU PAGE PCT 039	41
0067 DU PAGE PCT 040	102
0068 DU PAGE PCT 041	58
0069 DU PAGE PCT 042	42
0070 DU PAGE PCT 043	49
0071 DU PAGE PCT 044	102
0072 DU PAGE PCT 045	85
0073 DU PAGE PCT 046	80
0075 DU PAGE PCT 048	86
0076 DU PAGE PCT 049	55
0077 DU PAGE PCT 050	36
0078 DU PAGE PCT 051	57
0080 DU PAGE PCT 053	77
0081 DU PAGE PCT 054	57
0082 DU PAGE PCT 055	48
0083 DU PAGE PCT 056	85
0084 FLORENCE PCT 001	49
0085 FRANKFORT PCT 001	39
0086 FRANKFORT PCT 002	109
0087 FRANKFORT PCT 003	80
0088 FRANKFORT PCT 004	51
0089 FRANKFORT PCT 005	39
0090 FRANKFORT PCT 006	47
0091 FRANKFORT PCT 007	42
0092 FRANKFORT PCT 008	31
0093 FRANKFORT PCT 009	52
0094 FRANKFORT PCT 010	108
0095 FRANKFORT PCT 011	30
0096 FRANKFORT PCT 012	91
0097 FRANKFORT PCT 013	65
0098 FRANKFORT PCT 014	69
0099 FRANKFORT PCT 015	58
0100 FRANKFORT PCT 016	46
0101 FRANKFORT PCT 017	54
0102 FRANKFORT PCT 018	21
0103 FRANKFORT PCT 019	81
0104 FRANKFORT PCT 020	25
0105 FRANKFORT PCT 021	66
0106 FRANKFORT PCT 022	88
0107 FRANKFORT PCT 023	29
0108 FRANKFORT PCT 024	96
0109 FRANKFORT PCT 025	69
0110 FRANKFORT PCT 026	80
0111 FRANKFORT PCT 027	122
0112 FRANKFORT PCT 028	63
0113 FRANKFORT PCT 029	86
0114 FRANKFORT PCT 030	33
0115 FRANKFORT PCT 031	69
0116 FRANKFORT PCT 032	53
0117 FRANKFORT PCT 033	47

VOTES PERCENT

REGIONAL SUPERINTENDENT OF SCHOOLS (WILL COUNTY)

Vote for 1

24,315 100.00

01 = Jennifer Bertino-Tarrant

(CONTINUED FROM PREVIOUS PAGE) 01

0118 FRANKFORT PCT 034	36
0119 FRANKFORT PCT 035	91
0120 FRANKFORT PCT 036	67
0121 FRANKFORT PCT 037	80
0122 FRANKFORT PCT 038	86
0123 FRANKFORT PCT 039	48
0124 FRANKFORT PCT 040	43
0125 FRANKFORT PCT 041	66
0126 FRANKFORT PCT 042	54
0127 GREEN GARDEN PCT 001	39
0128 GREEN GARDEN PCT 002	58
0129 GREEN GARDEN PCT 003	36
0130 HOMER PCT 001	54
0131 HOMER PCT 002	21
0132 HOMER PCT 003	42
0133 HOMER PCT 004	35
0134 HOMER PCT 005	41
0135 HOMER PCT 006	51
0136 HOMER PCT 007	46
0137 HOMER PCT 008	44
0138 HOMER PCT 009	44
0139 HOMER PCT 010	73
0140 HOMER PCT 011	68
0141 HOMER PCT 012	49
0142 HOMER PCT 013	54
0143 HOMER PCT 014	29
0144 HOMER PCT 015	78
0145 HOMER PCT 016	52
0146 HOMER PCT 017	40
0147 HOMER PCT 018	53
0148 HOMER PCT 019	29
0149 HOMER PCT 020	34
0150 HOMER PCT 021	39
0151 HOMER PCT 022	76
0152 HOMER PCT 023	35
0153 HOMER PCT 024	36
0154 HOMER PCT 025	35
0155 HOMER PCT 026	37
0156 HOMER PCT 027	57
0157 HOMER PCT 028	45
0158 JACKSON PCT 001	57
0159 JACKSON PCT 002	96
0160 JACKSON PCT 003	90
0161 JACKSON PCT 004	30
0162 JOLIET PCT 001	65
0163 JOLIET PCT 002	41
0164 JOLIET PCT 003	33
0165 JOLIET PCT 004	43
0166 JOLIET PCT 005	56
0167 JOLIET PCT 006	44
0168 JOLIET PCT 007	36
0169 JOLIET PCT 008	43
0170 JOLIET PCT 009	46
0171 JOLIET PCT 010	39
0172 JOLIET PCT 011	52

VOTES PERCENT

REGIONAL SUPERINTENDENT OF SCHOOLS (WILL COUNTY)

Vote for 1

01 = Jennifer Bertino-Tarrant

24,315 100.00

(CONTINUED FROM PREVIOUS PAGE)

	01

0173 JOLIET PCT 012	91
0174 JOLIET PCT 013	70
0175 JOLIET PCT 014	68
0176 JOLIET PCT 015	37
0177 JOLIET PCT 016	50
0178 JOLIET PCT 017	48
0179 JOLIET PCT 018	21
0180 JOLIET PCT 019	38
0181 JOLIET PCT 020	44
0182 JOLIET PCT 021	78
0183 JOLIET PCT 022	65
0184 JOLIET PCT 023	85
0185 JOLIET PCT 024	65
0186 JOLIET PCT 025	46
0187 JOLIET PCT 026	80
0188 JOLIET PCT 027	60
0189 JOLIET PCT 028	55
0190 JOLIET PCT 029	68
0191 JOLIET PCT 030	39
0192 JOLIET PCT 031	57
0193 JOLIET PCT 032	66
0194 JOLIET PCT 033	40
0195 JOLIET PCT 034	32
0196 JOLIET PCT 035	34
0197 JOLIET PCT 036	40
0198 JOLIET PCT 037	82
0199 JOLIET PCT 038	67
0200 JOLIET PCT 039	100
0201 JOLIET PCT 040	87
0202 JOLIET PCT 041	86
0203 JOLIET PCT 042	89
0204 JOLIET PCT 043	95
0205 JOLIET PCT 044	79
0206 JOLIET PCT 045	40
0207 JOLIET PCT 046	24
0208 JOLIET PCT 047	65
0209 JOLIET PCT 048	56
0210 JOLIET PCT 049	47
0211 JOLIET PCT 050	92
0212 JOLIET PCT 051	53
0213 JOLIET PCT 052	48
0214 JOLIET PCT 053	43
0215 JOLIET PCT 054	44
0216 JOLIET PCT 055	25
0217 JOLIET PCT 056	91
0218 JOLIET PCT 057	48
0219 JOLIET PCT 058	24
0220 JOLIET PCT 059	63
0221 JOLIET PCT 060	35
0222 JOLIET PCT 061	41
0223 JOLIET PCT 062	45
0224 JOLIET PCT 063	24
0225 JOLIET PCT 064	67
0226 LOCKPORT PCT 001	59
0227 LOCKPORT PCT 002	51

VOTES PERCENT

REGIONAL SUPERINTENDENT OF SCHOOLS (WILL COUNTY)

Vote for 1

01 = Jennifer Bertino-Tarrant

24,315 100.00

(CONTINUED FROM PREVIOUS PAGE)

	VOTES
0228 LOCKPORT PCT 003	79
0229 LOCKPORT PCT 004	70
0230 LOCKPORT PCT 005	40
0231 LOCKPORT PCT 006	75
0232 LOCKPORT PCT 007	80
0233 LOCKPORT PCT 008	89
0234 LOCKPORT PCT 009	145
0235 LOCKPORT PCT 010	80
0236 LOCKPORT PCT 011	45
0237 LOCKPORT PCT 012	79
0238 LOCKPORT PCT 013	55
0239 LOCKPORT PCT 014	69
0240 LOCKPORT PCT 015	79
0241 LOCKPORT PCT 016	60
0242 LOCKPORT PCT 017	58
0243 LOCKPORT PCT 018	55
0244 LOCKPORT PCT 019	97
0245 LOCKPORT PCT 020	93
0246 LOCKPORT PCT 021	70
0247 LOCKPORT PCT 022	88
0248 LOCKPORT PCT 023	87
0249 LOCKPORT PCT 024	61
0250 LOCKPORT PCT 025	82
0251 LOCKPORT PCT 026	61
0252 LOCKPORT PCT 027	102
0253 LOCKPORT PCT 028	78
0254 LOCKPORT PCT 029	52
0255 LOCKPORT PCT 030	171
0256 LOCKPORT PCT 031	94
0257 LOCKPORT PCT 032	75
0258 LOCKPORT PCT 033	84
0259 LOCKPORT PCT 034	64
0260 LOCKPORT PCT 035	250
0261 LOCKPORT PCT 036	302
0262 LOCKPORT PCT 037	77
0263 MANHATTAN PCT 001	69
0264 MANHATTAN PCT 002	109
0265 MANHATTAN PCT 003	67
0266 MANHATTAN PCT 004	62
0267 MANHATTAN PCT 005	104
0268 MONEE PCT 001	39
0269 MONEE PCT 002	77
0270 MONEE PCT 003	32
0271 MONEE PCT 004	85
0272 MONEE PCT 005	129
0273 MONEE PCT 006	82
0274 MONEE PCT 007	79
0275 MONEE PCT 008	117
0276 MONEE PCT 009	75
0277 MONEE PCT 010	74
0278 MONEE PCT 011	116
0279 MONEE PCT 012	53
0280 NEW LENOX PCT 001	29
0281 NEW LENOX PCT 002	55
0282 NEW LENOX PCT 003	65

VOTES PERCENT

REGIONAL SUPERINTENDENT OF SCHOOLS (WILL COUNTY)

Vote for 1

01 = Jennifer Bertino-Tarrant

24,315 100.00

(CONTINUED FROM PREVIOUS PAGE) 01

0283 NEW LENOX PCT 004	51
0284 NEW LENOX PCT 005	94
0285 NEW LENOX PCT 006	40
0286 NEW LENOX PCT 007	81
0287 NEW LENOX PCT 008	38
0288 NEW LENOX PCT 009	48
0289 NEW LENOX PCT 010	34
0290 NEW LENOX PCT 011	57
0291 NEW LENOX PCT 012	79
0292 NEW LENOX PCT 013	71
0293 NEW LENOX PCT 014	38
0294 NEW LENOX PCT 015	38
0295 NEW LENOX PCT 016	42
0296 NEW LENOX PCT 017	52
0297 NEW LENOX PCT 018	37
0298 NEW LENOX PCT 019	39
0299 NEW LENOX PCT 020	56
0300 NEW LENOX PCT 021	31
0301 NEW LENOX PCT 022	58
0302 NEW LENOX PCT 023	41
0303 NEW LENOX PCT 024	89
0304 NEW LENOX PCT 025	42
0305 NEW LENOX PCT 026	41
0306 NEW LENOX PCT 027	39
0307 NEW LENOX PCT 028	34
0308 NEW LENOX PCT 029	33
0309 NEW LENOX PCT 030	34
0310 PEOTONE PCT 001	46
0311 PEOTONE PCT 002	47
0312 PEOTONE PCT 003	24
0313 PLAINFIELD PCT 001	39
0314 PLAINFIELD PCT 002	27
0315 PLAINFIELD PCT 003	30
0316 PLAINFIELD PCT 004	62
0317 PLAINFIELD PCT 005	102
0318 PLAINFIELD PCT 006	49
0319 PLAINFIELD PCT 007	49
0320 PLAINFIELD PCT 008	64
0321 PLAINFIELD PCT 009	61
0322 PLAINFIELD PCT 010	34
0323 PLAINFIELD PCT 011	25
0324 PLAINFIELD PCT 012	65
0325 PLAINFIELD PCT 013	29
0326 PLAINFIELD PCT 014	58
0327 PLAINFIELD PCT 015	43
0328 PLAINFIELD PCT 016	48
0329 PLAINFIELD PCT 017	47
0330 PLAINFIELD PCT 018	23
0331 PLAINFIELD PCT 019	78
0332 PLAINFIELD PCT 020	23
0333 PLAINFIELD PCT 021	41
0334 PLAINFIELD PCT 022	50
0335 PLAINFIELD PCT 023	34
0336 PLAINFIELD PCT 024	29
0337 PLAINFIELD PCT 025	33

VOTES PERCENT

REGIONAL SUPERINTENDENT OF SCHOOLS (WILL COUNTY)

Vote for 1

01 = Jennifer Bertino-Tarrant

24,315 100.00

(CONTINUED FROM PREVIOUS PAGE)

 01

0338 PLAINFIELD PCT 026	65
0339 PLAINFIELD PCT 027	61
0340 PLAINFIELD PCT 028	49
0341 PLAINFIELD PCT 029	29
0342 PLAINFIELD PCT 030	34
0343 PLAINFIELD PCT 031	39
0344 PLAINFIELD PCT 032	69
0345 PLAINFIELD PCT 033	66
0346 PLAINFIELD PCT 034	33
0347 PLAINFIELD PCT 035	82
0348 PLAINFIELD PCT 036	79
0349 PLAINFIELD PCT 037	48
0350 PLAINFIELD PCT 038	39
0351 PLAINFIELD PCT 039	34
0352 PLAINFIELD PCT 040	51
0353 PLAINFIELD PCT 041	68
0354 PLAINFIELD PCT 042	36
0355 PLAINFIELD PCT 043	61
0356 PLAINFIELD PCT 044	72
0357 PLAINFIELD PCT 045	94
0358 PLAINFIELD PCT 046	53
0359 REED PCT 001	73
0360 REED PCT 002	43
0361 REED PCT 003	31
0362 REED PCT 004	54
0363 REED PCT 005	68
0364 TROY PCT 001	43
0365 TROY PCT 002	85
0366 TROY PCT 003	58
0367 TROY PCT 004	47
0368 TROY PCT 005	25
0369 TROY PCT 006	37
0370 TROY PCT 007	68
0371 TROY PCT 008	102
0372 TROY PCT 009	44
0373 TROY PCT 010	58
0374 TROY PCT 011	151
0375 TROY PCT 012	56
0376 TROY PCT 013	42
0377 TROY PCT 014	34
0378 TROY PCT 015	51
0379 TROY PCT 016	48
0380 TROY PCT 017	51
0381 TROY PCT 018	75
0382 TROY PCT 019	60
0383 TROY PCT 020	93
0384 TROY PCT 021	53
0385 TROY PCT 022	37
0386 TROY PCT 023	43
0387 TROY PCT 024	61
0388 TROY PCT 025	58
0389 TROY PCT 026	58
0390 TROY PCT 027	57
0391 TROY PCT 028	110
0392 TROY PCT 029	54

REGIONAL SUPERINTENDENT OF SCHOOLS (WILL COUNTY)		VOTES	PERCENT
Vote for 1			
01 = Jennifer Bertino-Tarrant		24,315	100.00

(CONTINUED FROM PREVIOUS PAGE)	01		

0393 TROY PCT 030	35		
0394 WASHINGTON PCT 001	51		
0395 WASHINGTON PCT 002	19		
0396 WASHINGTON PCT 003	41		
0397 WASHINGTON PCT 004	50		
0398 WESLEY PCT 001	54		
0399 WESLEY PCT 002	38		
0400 WHEATLAND PCT 001	5		
0407 WHEATLAND PCT 008	7		
0416 WHEATLAND PCT 017	29		
0417 WHEATLAND PCT 018	70		
0418 WHEATLAND PCT 019	2		
0423 WHEATLAND PCT 024	35		
0424 WHEATLAND PCT 025	42		
0427 WHEATLAND PCT 028	67		
0430 WHEATLAND PCT 031	1		
0433 WHEATLAND PCT 034	92		
0434 WHEATLAND PCT 035	58		
0435 WHEATLAND PCT 036	29		
0436 WHEATLAND PCT 037	6		
0438 WHEATLAND PCT 039	37		
0440 WILL PCT 001	29		
0441 WILMINGTON PCT 001	29		
0442 WILMINGTON PCT 002	45		
0443 WILMINGTON PCT 003	71		
0444 WILMINGTON PCT 004	33		
0445 WILMINGTON PCT 005	61		
0446 WILTON PCT 001	41		

KANKAKEE COUNTY

Statement of Votes Cast
2010 general primary

Date:02/17/10
Time:11:49:11
Page:35 of 44

SOVC For EDUCATIONAL SERVICE REGION (WILL), All Counters, No

	DEM ESR (WILL)			
	Reg Voters	Times Counted	Total Votes	JENNIFER TARRANT
Jurisdiction Wide				
ESSEX	627	7	6	6 100.00%
Total	627	7	6	6 100.00%

NUMBERED KEY CANVASS
RUN DATE:02/16/10 04:20 PM

GENERAL PRIMARY ELECTION
FEBRUARY 2, 2010
KENDALL COUNTY, ILLINOIS
DEMOCRATIC

RESULTS w/PROV & ABS 2.16.10
REPORT-EL52 PAGE 0079

WITH 4 OF 4 PRECINCTS REPORTING

REGL SUPT OF SCHOOLS (WILL COUNTY)

VOTE FOR 1

01 = JENNIFER BERTINO-TARRANT

02 = OVER VOTES

VOTES PERCENT

179 100.00
0

03 = UNDER VOTES

VOTES PERCENT

48

01 02 03

0601 NA AU SAY 1

4 0 5

0602 NA AU SAY 2

87 0 27

0603 NA AU SAY 3

45 0 9

0604 NA AU SAY 4

43 0 7

VOTES PERCENT

REGIONAL SUPERINTENDENT OF SCHOOLS (DU PAGE COUNTY)

Vote for 1

01 = NO CANDIDATE FILED

0

01

0057 DU PAGE PCT 030	0
0058 DU PAGE PCT 031	0
0059 DU PAGE PCT 032	0
0060 DU PAGE PCT 033	0
0061 DU PAGE PCT 034	0
0063 DU PAGE PCT 036	0
0074 DU PAGE PCT 047	0
0079 DU PAGE PCT 052	0
0080 DU PAGE PCT 053	0
0400 WHEATLAND PCT 001	0
0401 WHEATLAND PCT 002	0
0402 WHEATLAND PCT 003	0
0403 WHEATLAND PCT 004	0
0404 WHEATLAND PCT 005	0
0405 WHEATLAND PCT 006	0
0406 WHEATLAND PCT 007	0
0407 WHEATLAND PCT 008	0
0408 WHEATLAND PCT 009	0
0409 WHEATLAND PCT 010	0
0410 WHEATLAND PCT 011	0
0411 WHEATLAND PCT 012	0
0412 WHEATLAND PCT 013	0
0413 WHEATLAND PCT 014	0
0414 WHEATLAND PCT 015	0
0415 WHEATLAND PCT 016	0
0418 WHEATLAND PCT 019	0
0419 WHEATLAND PCT 020	0
0420 WHEATLAND PCT 021	0
0421 WHEATLAND PCT 022	0
0422 WHEATLAND PCT 023	0
0424 WHEATLAND PCT 025	0
0425 WHEATLAND PCT 026	0
0426 WHEATLAND PCT 027	0
0428 WHEATLAND PCT 029	0
0429 WHEATLAND PCT 030	0
0430 WHEATLAND PCT 031	0
0431 WHEATLAND PCT 032	0
0432 WHEATLAND PCT 033	0
0436 WHEATLAND PCT 037	0
0437 WHEATLAND PCT 038	0
0439 WHEATLAND PCT 040	0

Total Democratic Ballots Cast for
Regional Superintendent of Schools
(Du Page County)
1,823

VOTES PERCENT

REGIONAL SUPERINTENDENT OF SCHOOLS
(GRUNDY AND KENDALL COUNTIES)

Vote for 1

01 = NO CANDIDATE FILED

0

01

Total Democratic Ballots Cast for
Regional Superintendent of Schools
(Grundy & Kendall Counties)

32

0417 WHEATLAND PCT 018

0

0431 WHEATLAND PCT 032

0

0436 WHEATLAND PCT 037

0

0445 WILMINGTON PCT 005

0

**For City of Aurora details
refer to that section of this book.**

REGIONAL SUPERINTENDENT OF SCHOOLS
(IROQUOIS AND KANKAKEE COUNTIES)

VOTES PERCENT

Vote for 1

01 = NO CANDIDATE FILED

0

01

0

0398 WESLEY PCT 001

Total Democratic Ballots Cast for
Regional Superintendent of Schools
(Iroquois & Kankakee Counties)



Nancy Schultz Voots

W I L L C O U N T Y C L E R K



Democratic Party

COUNTY BOARD SUMMARY

**(DISTRICTS 3, 5 & 9 – Full Terms)
(DISTRICT 8 – 1 Unexpired Term)**

COUNTY BOARD MEMBER DISTRICT 3

Vote for 3

01 = Rhonda Reed-Slaughter
 02 = Diane Benjamin

VOTES PERCENT
 1,431 34.89
 1,579 38.49

03 = Anil Saxena

VOTES PERCENT
 1,092 26.62

 01 02 03

0028 DU PAGE PCT 001	60	78	48
0029 DU PAGE PCT 002	24	29	19
0030 DU PAGE PCT 003	31	34	22
0031 DU PAGE PCT 004	40	49	31
0032 DU PAGE PCT 005	56	62	47
0033 DU PAGE PCT 006	32	30	14
0034 DU PAGE PCT 007	34	38	19
0035 DU PAGE PCT 008	45	48	34
0036 DU PAGE PCT 009	31	29	15
0037 DU PAGE PCT 010	43	36	25
0042 DU PAGE PCT 015	45	36	18
0048 DU PAGE PCT 021	41	50	35
0049 DU PAGE PCT 022	27	35	22
0051 DU PAGE PCT 024	64	51	36
0054 DU PAGE PCT 027	58	56	28
0065 DU PAGE PCT 038	39	31	22
0070 DU PAGE PCT 043	29	31	18
0071 DU PAGE PCT 044	78	88	65
0073 DU PAGE PCT 046	46	60	34
0075 DU PAGE PCT 048	55	67	45
0077 DU PAGE PCT 050	26	26	16
0081 DU PAGE PCT 054	46	35	23
0400 WHEATLAND PCT 001	24	23	18
0404 WHEATLAND PCT 005	29	30	28
0407 WHEATLAND PCT 008	25	32	26
0408 WHEATLAND PCT 009	26	41	27
0409 WHEATLAND PCT 010	32	43	39
0410 WHEATLAND PCT 011	24	31	22
0411 WHEATLAND PCT 012	26	30	29
0412 WHEATLAND PCT 013	21	35	23
0413 WHEATLAND PCT 014	27	33	23
0414 WHEATLAND PCT 015	13	17	13
0416 WHEATLAND PCT 017	19	24	17
0419 WHEATLAND PCT 020	4	6	2
0420 WHEATLAND PCT 021	16	25	18
0422 WHEATLAND PCT 023	27	30	31
0425 WHEATLAND PCT 026	14	10	9
0430 WHEATLAND PCT 031	20	24	20
0431 WHEATLAND PCT 032	16	9	12
0432 WHEATLAND PCT 033	6	13	10
0433 WHEATLAND PCT 034	60	68	46
0437 WHEATLAND PCT 038	29	30	26
0439 WHEATLAND PCT 040	23	26	17

Total Democratic Ballots Cast for
 County Board Member
 District 3
 2,519

**For City of Aurora details
 refer to that section of this book.**

ABSTRACT OF VOTES

WILL COUNTY, ILLINOIS
 GENERAL PRIMARY ELECTION
 FEBRUARY 2, 2010
 DEMOCRATIC

OFFICIAL RESULTS

COUNTY BOARD MEMBER DISTRICT 5

VOTES PERCENT

VOTES PERCENT

Vote for 3

01 = Mike Hilliard

02 = Tim Reilly

1,696 25.97
 1,972 30.19

03 = Constantine "Dac" Dactelides
 04 = Judith A. McDermott

699 10.70
 2,164 33.13

	01	02	03	04
0313 PLAINFIELD PCT 001	17	21	10	24
0314 PLAINFIELD PCT 002	21	15	3	20
0315 PLAINFIELD PCT 003	17	20	7	21
0318 PLAINFIELD PCT 006	32	28	12	36
0319 PLAINFIELD PCT 007	27	39	12	34
0320 PLAINFIELD PCT 008	41	44	13	44
0321 PLAINFIELD PCT 009	37	49	9	41
0322 PLAINFIELD PCT 010	23	23	10	30
0323 PLAINFIELD PCT 011	17	21	10	21
0325 PLAINFIELD PCT 013	21	20	7	20
0326 PLAINFIELD PCT 014	32	47	9	42
0327 PLAINFIELD PCT 015	26	27	8	39
0328 PLAINFIELD PCT 016	19	27	14	38
0329 PLAINFIELD PCT 017	33	27	8	37
0330 PLAINFIELD PCT 018	13	9	5	15
0331 PLAINFIELD PCT 019	45	59	21	56
0332 PLAINFIELD PCT 020	13	11	7	11
0333 PLAINFIELD PCT 021	23	36	15	24
0334 PLAINFIELD PCT 022	36	36	13	39
0335 PLAINFIELD PCT 023	14	23	13	23
0336 PLAINFIELD PCT 024	15	22	5	23
0337 PLAINFIELD PCT 025	20	27	8	28
0339 PLAINFIELD PCT 027	30	31	21	40
0340 PLAINFIELD PCT 028	26	29	5	33
0341 PLAINFIELD PCT 029	20	18	7	17
0342 PLAINFIELD PCT 030	19	19	6	23
0343 PLAINFIELD PCT 031	27	17	10	31
0344 PLAINFIELD PCT 032	50	51	16	57
0345 PLAINFIELD PCT 033	33	48	17	46
0346 PLAINFIELD PCT 034	21	18	5	24
0347 PLAINFIELD PCT 035	41	41	15	80
0348 PLAINFIELD PCT 036	37	41	22	52
0350 PLAINFIELD PCT 038	27	23	12	34
0351 PLAINFIELD PCT 039	20	21	7	23
0352 PLAINFIELD PCT 040	34	31	9	38
0353 PLAINFIELD PCT 041	46	44	8	42
0354 PLAINFIELD PCT 042	21	23	9	27
0355 PLAINFIELD PCT 043	36	44	18	49
0356 PLAINFIELD PCT 044	47	46	15	48
0357 PLAINFIELD PCT 045	53	46	19	62
0358 PLAINFIELD PCT 046	30	32	12	37
0366 TROY PCT 003	32	46	6	38
0367 TROY PCT 004	27	39	11	36
0369 TROY PCT 006	21	26	6	26
0371 TROY PCT 008	50	73	29	75
0375 TROY PCT 012	30	39	13	36
0376 TROY PCT 013	15	35	16	30
0379 TROY PCT 016	28	38	15	34
0383 TROY PCT 020	46	65	21	64
0384 TROY PCT 021	30	42	17	35
0387 TROY PCT 024	27	40	20	36
0390 TROY PCT 027	27	38	9	27
0417 WHEATLAND PCT 018	40	49	12	59
0423 WHEATLAND PCT 024	24	24	7	28

Total Democratic Ballots Cast for
 County Board Member
 District 5
 3,523

ABSTRACT OF VOTES

WILL COUNTY, ILLINOIS
GENERAL PRIMARY ELECTION
FEBRUARY 2, 2010
DEMOCRATIC

OFFICIAL RESULTS

REPORT-EL52

PAGE 0155

	VOTES	PERCENT		VOTES	PERCENT
COUNTY BOARD MEMBER DISTRICT 5					
Vote for 3					
01 = Mike Hilliard	1,696	25.97	03 = Constantine "Dac" Dactelides	699	10.70
02 = Tim Reilly	1,972	30.19	04 = Judith A. McDermott	2,164	33.13
(CONTINUED FROM PREVIOUS PAGE)	01	02	03	04	
0424 WHEATLAND PCT 025	33	30	8	41	
0427 WHEATLAND PCT 028	26	40	18	49	
0434 WHEATLAND PCT 035	33	33	18	47	
0435 WHEATLAND PCT 036	9	16	6	21	
0436 WHEATLAND PCT 037	16	23	7	27	
0438 WHEATLAND PCT 039	22	22	8	26	

COUNTY BOARD MEMBER DISTRICT 8 (UNEXPIRED)

VOTES PERCENT

VOTES PERCENT

Vote for 1

01 = Henry Travis

02 = Denise E. Winfrey

722 28.21

1,004 39.23

03 = Leonard Thompson, Jr.

04 = TheIma Kirkland

413 16.14

420 16.41

01 02 03 04

0161 JACKSON PCT 004	8	14	2	7
0167 JOLIET PCT 006	8	23	9	7
0171 JOLIET PCT 010	13	17	5	2
0177 JOLIET PCT 016	13	19	7	11
0179 JOLIET PCT 018	6	6	4	6
0182 JOLIET PCT 021	45	28	10	9
0185 JOLIET PCT 024	38	26	5	7
0186 JOLIET PCT 025	11	23	4	10
0191 JOLIET PCT 030	10	16	7	7
0193 JOLIET PCT 032	18	24	11	8
0196 JOLIET PCT 035	9	9	7	10
0197 JOLIET PCT 036	13	11	7	8
0198 JOLIET PCT 037	13	34	30	13
0199 JOLIET PCT 038	14	45	23	3
0200 JOLIET PCT 039	24	46	18	20
0201 JOLIET PCT 040	25	39	17	16
0202 JOLIET PCT 041	24	32	13	21
0203 JOLIET PCT 042	20	41	10	20
0204 JOLIET PCT 043	23	46	21	10
0205 JOLIET PCT 044	17	34	19	13
0206 JOLIET PCT 045	7	22	1	10
0207 JOLIET PCT 046	8	13	4	6
0208 JOLIET PCT 047	14	30	17	9
0209 JOLIET PCT 048	17	27	5	13
0211 JOLIET PCT 050	33	42	13	15
0213 JOLIET PCT 052	15	20	10	9
0214 JOLIET PCT 053	9	16	10	9
0215 JOLIET PCT 054	6	16	12	12
0216 JOLIET PCT 055	4	9	7	2
0217 JOLIET PCT 056	22	47	16	11
0218 JOLIET PCT 057	15	28	3	8
0221 JOLIET PCT 060	18	9	4	5
0223 JOLIET PCT 062	14	21	7	7
0224 JOLIET PCT 063	4	11	2	6
0230 LOCKPORT PCT 005	17	10	7	7
0231 LOCKPORT PCT 006	39	29	11	8
0232 LOCKPORT PCT 007	54	18	8	8
0244 LOCKPORT PCT 019	24	34	14	28
0365 TROY PCT 002	20	31	18	15
0386 TROY PCT 023	13	14	10	9
0392 TROY PCT 029	17	24	5	15

Total Democratic Ballots Cast for
County Board Member
District 8 (Unexpired Term)
2,770

COUNTY BOARD MEMBER DISTRICT 9

VOTES PERCENT

VOTES PERCENT

Vote for 3

01 = Walter G. Adamic
 02 = Joseph M. Babich

1,781 30.13
 1,980 33.50

03 = Stephen M. Wilhelmi

2,150 36.37

 01 02 03

0162 JOLIET PCT 001	44	51	60
0163 JOLIET PCT 002	32	29	28
0164 JOLIET PCT 003	30	27	24
0165 JOLIET PCT 004	35	30	33
0166 JOLIET PCT 005	30	34	44
0168 JOLIET PCT 007	27	26	23
0169 JOLIET PCT 008	18	24	29
0170 JOLIET PCT 009	33	37	35
0172 JOLIET PCT 011	26	34	34
0173 JOLIET PCT 012	59	62	73
0174 JOLIET PCT 013	45	53	62
0175 JOLIET PCT 014	53	52	56
0176 JOLIET PCT 015	27	25	27
0178 JOLIET PCT 017	42	40	43
0180 JOLIET PCT 019	30	26	30
0181 JOLIET PCT 020	33	43	37
0183 JOLIET PCT 022	47	53	53
0184 JOLIET PCT 023	59	65	69
0187 JOLIET PCT 026	58	65	58
0188 JOLIET PCT 027	44	42	54
0189 JOLIET PCT 028	34	33	44
0190 JOLIET PCT 029	43	49	51
0192 JOLIET PCT 031	34	33	42
0194 JOLIET PCT 033	28	27	36
0195 JOLIET PCT 034	19	17	22
0210 JOLIET PCT 049	24	28	36
0212 JOLIET PCT 051	34	36	42
0219 JOLIET PCT 058	16	14	14
0220 JOLIET PCT 059	33	40	40
0222 JOLIET PCT 061	21	21	29
0225 JOLIET PCT 064	24	39	38
0233 LOCKPORT PCT 008	54	70	71
0235 LOCKPORT PCT 010	58	61	70
0236 LOCKPORT PCT 011	28	33	37
0237 LOCKPORT PCT 012	48	57	54
0245 LOCKPORT PCT 020	41	54	62
0250 LOCKPORT PCT 025	55	62	72
0261 LOCKPORT PCT 036	186	221	222
0316 PLAINFIELD PCT 004	34	39	39
0317 PLAINFIELD PCT 005	50	64	85
0324 PLAINFIELD PCT 012	38	39	45
0338 PLAINFIELD PCT 026	37	51	42
0349 PLAINFIELD PCT 037	22	26	29
0370 TROY PCT 007	48	48	56

Total Democratic Ballots Cast for
 County Board Member
 District 9
 3,280



Nancy Schultz Voots

W I L L C O U N T Y C L E R K



Democratic Party

JUDICIAL SUMMARY

CIRCUIT COURT – 12TH JUDICIAL CIRCUIT

(WILL COUNTY – WHITE VACANCY)

(1ST SUBCIRCUIT – PETKA VACANCY)

(3rd, 4th & 5th SUBCIRCUITS – ADDITIONAL JUDGESHIP A)

(5TH SUBCIRCUIT – ADDITIONAL JUDGESHIP B)

VOTES PERCENT

12TH JUDICIAL CIRCUIT (WHITE VACANCY)

Vote for 1

- 01 = Keith S. Van Duyne
- 02 = Gary S. Mueller

10,613 41.21
 15,138 58.79

	01	02
0001 CHANNAHON PCT 001	20	21
0002 CHANNAHON PCT 002	27	20
0003 CHANNAHON PCT 003	24	30
0004 CHANNAHON PCT 004	29	35
0005 CHANNAHON PCT 005	14	10
0006 CHANNAHON PCT 006	12	20
0007 CHANNAHON PCT 007	17	17
0008 CHANNAHON PCT 008	34	39
0009 CHANNAHON PCT 009	18	12
0010 CRETE PCT 001	22	39
0011 CRETE PCT 002	22	42
0012 CRETE PCT 003	13	24
0013 CRETE PCT 004	11	28
0014 CRETE PCT 005	6	14
0015 CRETE PCT 006	23	38
0016 CRETE PCT 007	30	75
0017 CRETE PCT 008	33	53
0018 CRETE PCT 009	16	30
0019 CRETE PCT 010	25	55
0020 CRETE PCT 011	18	20
0021 CRETE PCT 012	26	57
0022 CRETE PCT 013	38	55
0023 CRETE PCT 014	49	88
0024 CRETE PCT 015	38	78
0025 CRETE PCT 016	19	60
0026 CRETE PCT 017	30	54
0027 CUSTER PCT 001	40	40
0028 DU PAGE PCT 001	42	47
0029 DU PAGE PCT 002	11	26
0030 DU PAGE PCT 003	21	25
0031 DU PAGE PCT 004	36	33
0032 DU PAGE PCT 005	39	27
0033 DU PAGE PCT 006	16	29
0034 DU PAGE PCT 007	16	36
0035 DU PAGE PCT 008	19	46
0036 DU PAGE PCT 009	19	24
0037 DU PAGE PCT 010	16	33
0038 DU PAGE PCT 011	49	37
0039 DU PAGE PCT 012	27	44
0040 DU PAGE PCT 013	35	47
0041 DU PAGE PCT 014	27	25
0042 DU PAGE PCT 015	16	45
0043 DU PAGE PCT 016	20	26
0044 DU PAGE PCT 017	21	27
0045 DU PAGE PCT 018	34	37
0046 DU PAGE PCT 019	26	21
0047 DU PAGE PCT 020	36	54
0048 DU PAGE PCT 021	24	41
0049 DU PAGE PCT 022	17	27
0050 DU PAGE PCT 023	22	39
0051 DU PAGE PCT 024	30	47
0052 DU PAGE PCT 025	21	23
0053 DU PAGE PCT 026	15	26
0054 DU PAGE PCT 027	26	50

**For City of Aurora details
 refer to that section of this book.**

VOTES PERCENT

12TH JUDICIAL CIRCUIT (WHITE VACANCY)

Vote for 1

01 = Keith S. Van Duyne 10,613 41.21
 02 = Gary S. Mueller 15,138 58.79

(CONTINUED FROM PREVIOUS PAGE)

	01	02
0055 DU PAGE PCT 028	21	48
0056 DU PAGE PCT 029	34	43
0057 DU PAGE PCT 030	16	37
0058 DU PAGE PCT 031	14	32
0059 DU PAGE PCT 032	12	42
0060 DU PAGE PCT 033	6	20
0061 DU PAGE PCT 034	8	12
0062 DU PAGE PCT 035	32	53
0063 DU PAGE PCT 036	23	32
0064 DU PAGE PCT 037	24	50
0065 DU PAGE PCT 038	24	27
0066 DU PAGE PCT 039	16	25
0067 DU PAGE PCT 040	30	66
0068 DU PAGE PCT 041	14	44
0069 DU PAGE PCT 042	15	25
0070 DU PAGE PCT 043	20	32
0071 DU PAGE PCT 044	37	67
0072 DU PAGE PCT 045	34	50
0073 DU PAGE PCT 046	35	43
0074 DU PAGE PCT 047	5	28
0075 DU PAGE PCT 048	29	53
0076 DU PAGE PCT 049	19	37
0077 DU PAGE PCT 050	16	19
0078 DU PAGE PCT 051	22	35
0079 DU PAGE PCT 052	9	22
0080 DU PAGE PCT 053	29	50
0081 DU PAGE PCT 054	22	38
0082 DU PAGE PCT 055	13	29
0083 DU PAGE PCT 056	28	57
0084 FLORENCE PCT 001	37	16
0085 FRANKFORT PCT 001	16	26
0086 FRANKFORT PCT 002	39	65
0087 FRANKFORT PCT 003	29	47
0088 FRANKFORT PCT 004	15	39
0089 FRANKFORT PCT 005	17	22
0090 FRANKFORT PCT 006	19	38
0091 FRANKFORT PCT 007	18	23
0092 FRANKFORT PCT 008	11	19
0093 FRANKFORT PCT 009	22	34
0094 FRANKFORT PCT 010	30	74
0095 FRANKFORT PCT 011	10	19
0096 FRANKFORT PCT 012	19	74
0097 FRANKFORT PCT 013	20	48
0098 FRANKFORT PCT 014	20	43
0099 FRANKFORT PCT 015	18	35
0100 FRANKFORT PCT 016	18	31
0101 FRANKFORT PCT 017	20	34
0102 FRANKFORT PCT 018	6	14
0103 FRANKFORT PCT 019	33	50
0104 FRANKFORT PCT 020	9	19
0105 FRANKFORT PCT 021	21	45
0106 FRANKFORT PCT 022	27	62
0107 FRANKFORT PCT 023	8	23
0108 FRANKFORT PCT 024	37	55

VOTES PERCENT

12TH JUDICIAL CIRCUIT (WHITE VACANCY)

Vote for 1

- 01 = Keith S. Van Duyne
- 02 = Gary S. Mueller

10,613	41.21
15,138	58.79

(CONTINUED FROM PREVIOUS PAGE)

	01	02
0109 FRANKFORT PCT 025	24	44
0110 FRANKFORT PCT 026	33	46
0111 FRANKFORT PCT 027	40	85
0112 FRANKFORT PCT 028	18	44
0113 FRANKFORT PCT 029	19	56
0114 FRANKFORT PCT 030	13	23
0115 FRANKFORT PCT 031	19	51
0116 FRANKFORT PCT 032	14	39
0117 FRANKFORT PCT 033	12	36
0118 FRANKFORT PCT 034	10	28
0119 FRANKFORT PCT 035	33	48
0120 FRANKFORT PCT 036	21	42
0121 FRANKFORT PCT 037	33	47
0122 FRANKFORT PCT 038	29	62
0123 FRANKFORT PCT 039	18	27
0124 FRANKFORT PCT 040	8	33
0125 FRANKFORT PCT 041	28	39
0126 FRANKFORT PCT 042	23	35
0127 GREEN GARDEN PCT 001	17	23
0128 GREEN GARDEN PCT 002	25	37
0129 GREEN GARDEN PCT 003	12	26
0130 HOMER PCT 001	22	33
0131 HOMER PCT 002	8	16
0132 HOMER PCT 003	19	18
0133 HOMER PCT 004	18	20
0134 HOMER PCT 005	15	25
0135 HOMER PCT 006	21	29
0136 HOMER PCT 007	10	31
0137 HOMER PCT 008	9	32
0138 HOMER PCT 009	17	31
0139 HOMER PCT 010	22	54
0140 HOMER PCT 011	34	34
0141 HOMER PCT 012	17	29
0142 HOMER PCT 013	14	45
0143 HOMER PCT 014	9	21
0144 HOMER PCT 015	21	54
0145 HOMER PCT 016	23	29
0146 HOMER PCT 017	12	27
0147 HOMER PCT 018	22	35
0148 HOMER PCT 019	13	16
0149 HOMER PCT 020	10	24
0150 HOMER PCT 021	11	27
0151 HOMER PCT 022	28	45
0152 HOMER PCT 023	15	22
0153 HOMER PCT 024	13	24
0154 HOMER PCT 025	12	27
0155 HOMER PCT 026	15	22
0156 HOMER PCT 027	20	42
0157 HOMER PCT 028	16	32
0158 JACKSON PCT 001	20	43
0159 JACKSON PCT 002	54	41
0160 JACKSON PCT 003	48	43
0161 JACKSON PCT 004	11	18
0162 JOLIET PCT 001	33	29

VOTES PERCENT

12TH JUDICIAL CIRCUIT (WHITE VACANCY)

Vote for 1

01 = Keith S. Van Duyne

02 = Gary S. Mueller

10,613 41.21
15,138 58.79

(CONTINUED FROM PREVIOUS PAGE)

01 02

0163 JOLIET PCT 002	24	17
0164 JOLIET PCT 003	17	17
0165 JOLIET PCT 004	26	20
0166 JOLIET PCT 005	28	25
0167 JOLIET PCT 006	23	21
0168 JOLIET PCT 007	16	17
0169 JOLIET PCT 008	24	19
0170 JOLIET PCT 009	25	24
0171 JOLIET PCT 010	27	12
0172 JOLIET PCT 011	27	23
0173 JOLIET PCT 012	46	47
0174 JOLIET PCT 013	33	33
0175 JOLIET PCT 014	24	39
0176 JOLIET PCT 015	18	23
0177 JOLIET PCT 016	20	27
0178 JOLIET PCT 017	24	25
0179 JOLIET PCT 018	10	11
0180 JOLIET PCT 019	18	20
0181 JOLIET PCT 020	15	30
0182 JOLIET PCT 021	45	36
0183 JOLIET PCT 022	19	39
0184 JOLIET PCT 023	35	55
0185 JOLIET PCT 024	33	33
0186 JOLIET PCT 025	27	19
0187 JOLIET PCT 026	41	39
0188 JOLIET PCT 027	34	32
0189 JOLIET PCT 028	28	29
0190 JOLIET PCT 029	27	46
0191 JOLIET PCT 030	18	20
0192 JOLIET PCT 031	26	30
0193 JOLIET PCT 032	39	28
0194 JOLIET PCT 033	24	15
0195 JOLIET PCT 034	15	14
0196 JOLIET PCT 035	17	17
0197 JOLIET PCT 036	19	20
0198 JOLIET PCT 037	32	49
0199 JOLIET PCT 038	39	33
0200 JOLIET PCT 039	53	49
0201 JOLIET PCT 040	38	44
0202 JOLIET PCT 041	50	31
0203 JOLIET PCT 042	46	42
0204 JOLIET PCT 043	55	35
0205 JOLIET PCT 044	37	47
0206 JOLIET PCT 045	19	17
0207 JOLIET PCT 046	11	15
0208 JOLIET PCT 047	30	30
0209 JOLIET PCT 048	26	32
0210 JOLIET PCT 049	28	16
0211 JOLIET PCT 050	45	58
0212 JOLIET PCT 051	32	19
0213 JOLIET PCT 052	32	23
0214 JOLIET PCT 053	28	12
0215 JOLIET PCT 054	21	28
0216 JOLIET PCT 055	13	12

VOTES PERCENT

12TH JUDICIAL CIRCUIT (WHITE VACANCY)

Vote for 1

- 01 = Keith S. Van Duyne
- 02 = Gary S. Mueller

10,613 41.21
 15,138 58.79

(CONTINUED FROM PREVIOUS PAGE)

	01	02
0217 JOLIET PCT 056	45	48
0218 JOLIET PCT 057	25	20
0219 JOLIET PCT 058	9	15
0220 JOLIET PCT 059	36	24
0221 JOLIET PCT 060	10	25
0222 JOLIET PCT 061	23	18
0223 JOLIET PCT 062	19	23
0224 JOLIET PCT 063	12	10
0225 JOLIET PCT 064	40	25
0226 LOCKPORT PCT 001	35	25
0227 LOCKPORT PCT 002	28	30
0228 LOCKPORT PCT 003	30	47
0229 LOCKPORT PCT 004	27	41
0230 LOCKPORT PCT 005	18	22
0231 LOCKPORT PCT 006	32	43
0232 LOCKPORT PCT 007	28	51
0233 LOCKPORT PCT 008	38	55
0234 LOCKPORT PCT 009	64	81
0235 LOCKPORT PCT 010	33	46
0236 LOCKPORT PCT 011	25	23
0237 LOCKPORT PCT 012	34	43
0238 LOCKPORT PCT 013	22	32
0239 LOCKPORT PCT 014	41	33
0240 LOCKPORT PCT 015	43	36
0241 LOCKPORT PCT 016	33	23
0242 LOCKPORT PCT 017	34	23
0243 LOCKPORT PCT 018	30	28
0244 LOCKPORT PCT 019	43	59
0245 LOCKPORT PCT 020	37	47
0246 LOCKPORT PCT 021	28	45
0247 LOCKPORT PCT 022	34	53
0248 LOCKPORT PCT 023	39	48
0249 LOCKPORT PCT 024	31	31
0250 LOCKPORT PCT 025	45	44
0251 LOCKPORT PCT 026	32	30
0252 LOCKPORT PCT 027	30	71
0253 LOCKPORT PCT 028	33	40
0254 LOCKPORT PCT 029	23	24
0255 LOCKPORT PCT 030	71	101
0256 LOCKPORT PCT 031	48	46
0257 LOCKPORT PCT 032	31	42
0258 LOCKPORT PCT 033	42	42
0259 LOCKPORT PCT 034	28	35
0260 LOCKPORT PCT 035	87	159
0261 LOCKPORT PCT 036	96	201
0262 LOCKPORT PCT 037	35	42
0263 MANHATTAN PCT 001	38	30
0264 MANHATTAN PCT 002	51	59
0265 MANHATTAN PCT 003	39	31
0266 MANHATTAN PCT 004	27	35
0267 MANHATTAN PCT 005	61	56
0268 MONEE PCT 001	12	26
0269 MONEE PCT 002	34	44
0270 MONEE PCT 003	11	22

VOTES PERCENT

12TH JUDICIAL CIRCUIT (WHITE VACANCY)

Vote for 1

01 = Keith S. Van Duyne
02 = Gary S. Mueller

10,613 41.21
15,138 58.79

(CONTINUED FROM PREVIOUS PAGE)

	01	02
0271 MONEE PCT 004	33	48
0272 MONEE PCT 005	49	72
0273 MONEE PCT 006	26	56
0274 MONEE PCT 007	31	48
0275 MONEE PCT 008	41	75
0276 MONEE PCT 009	30	50
0277 MONEE PCT 010	27	45
0278 MONEE PCT 011	47	55
0279 MONEE PCT 012	17	37
0280 NEW LENOX PCT 001	12	17
0281 NEW LENOX PCT 002	14	48
0282 NEW LENOX PCT 003	23	43
0283 NEW LENOX PCT 004	18	35
0284 NEW LENOX PCT 005	37	55
0285 NEW LENOX PCT 006	19	25
0286 NEW LENOX PCT 007	29	50
0287 NEW LENOX PCT 008	14	23
0288 NEW LENOX PCT 009	17	35
0289 NEW LENOX PCT 010	11	28
0290 NEW LENOX PCT 011	17	41
0291 NEW LENOX PCT 012	27	50
0292 NEW LENOX PCT 013	25	41
0293 NEW LENOX PCT 014	20	19
0294 NEW LENOX PCT 015	13	25
0295 NEW LENOX PCT 016	19	26
0296 NEW LENOX PCT 017	26	30
0297 NEW LENOX PCT 018	13	22
0298 NEW LENOX PCT 019	11	25
0299 NEW LENOX PCT 020	19	37
0300 NEW LENOX PCT 021	10	23
0301 NEW LENOX PCT 022	15	58
0302 NEW LENOX PCT 023	10	35
0303 NEW LENOX PCT 024	26	67
0304 NEW LENOX PCT 025	15	30
0305 NEW LENOX PCT 026	11	29
0306 NEW LENOX PCT 027	24	19
0307 NEW LENOX PCT 028	13	21
0308 NEW LENOX PCT 029	7	26
0309 NEW LENOX PCT 030	11	26
0310 PEOTONE PCT 001	21	29
0311 PEOTONE PCT 002	18	31
0312 PEOTONE PCT 003	13	11
0313 PLAINFIELD PCT 001	19	15
0314 PLAINFIELD PCT 002	11	16
0315 PLAINFIELD PCT 003	13	13
0316 PLAINFIELD PCT 004	23	42
0317 PLAINFIELD PCT 005	46	55
0318 PLAINFIELD PCT 006	20	30
0319 PLAINFIELD PCT 007	25	29
0320 PLAINFIELD PCT 008	30	32
0321 PLAINFIELD PCT 009	31	34
0322 PLAINFIELD PCT 010	12	21
0323 PLAINFIELD PCT 011	16	10
0324 PLAINFIELD PCT 012	33	25

VOTES PERCENT

12TH JUDICIAL CIRCUIT (WHITE VACANCY)

Vote for 1

- 01 = Keith S. Van Duyne
- 02 = Gary S. Mueller

10,613 41.21
 15,138 58.79

(CONTINUED FROM PREVIOUS PAGE)

	01	02
0325 PLAINFIELD PCT 013	12	16
0326 PLAINFIELD PCT 014	25	30
0327 PLAINFIELD PCT 015	15	29
0328 PLAINFIELD PCT 016	18	27
0329 PLAINFIELD PCT 017	18	29
0330 PLAINFIELD PCT 018	8	13
0331 PLAINFIELD PCT 019	46	35
0332 PLAINFIELD PCT 020	12	7
0333 PLAINFIELD PCT 021	19	26
0334 PLAINFIELD PCT 022	21	32
0335 PLAINFIELD PCT 023	12	21
0336 PLAINFIELD PCT 024	7	21
0337 PLAINFIELD PCT 025	13	19
0338 PLAINFIELD PCT 026	22	48
0339 PLAINFIELD PCT 027	25	34
0340 PLAINFIELD PCT 028	24	22
0341 PLAINFIELD PCT 029	11	20
0342 PLAINFIELD PCT 030	11	22
0343 PLAINFIELD PCT 031	16	24
0344 PLAINFIELD PCT 032	25	47
0345 PLAINFIELD PCT 033	24	38
0346 PLAINFIELD PCT 034	18	14
0347 PLAINFIELD PCT 035	35	53
0348 PLAINFIELD PCT 036	36	38
0349 PLAINFIELD PCT 037	18	29
0350 PLAINFIELD PCT 038	14	27
0351 PLAINFIELD PCT 039	15	20
0352 PLAINFIELD PCT 040	16	37
0353 PLAINFIELD PCT 041	26	40
0354 PLAINFIELD PCT 042	13	22
0355 PLAINFIELD PCT 043	28	29
0356 PLAINFIELD PCT 044	29	47
0357 PLAINFIELD PCT 045	41	47
0358 PLAINFIELD PCT 046	19	28
0359 REED PCT 001	46	32
0360 REED PCT 002	22	22
0361 REED PCT 003	18	10
0362 REED PCT 004	31	22
0363 REED PCT 005	40	29
0364 TROY PCT 001	24	20
0365 TROY PCT 002	35	48
0366 TROY PCT 003	30	30
0367 TROY PCT 004	24	24
0368 TROY PCT 005	15	12
0369 TROY PCT 006	19	20
0370 TROY PCT 007	36	34
0371 TROY PCT 008	45	66
0372 TROY PCT 009	21	27
0373 TROY PCT 010	30	25
0374 TROY PCT 011	57	83
0375 TROY PCT 012	26	28
0376 TROY PCT 013	20	25
0377 TROY PCT 014	15	18
0378 TROY PCT 015	29	28

VOTES PERCENT

12TH JUDICIAL CIRCUIT (WHITE VACANCY)

Vote for 1

- 01 = Keith S. Van Duyne
- 02 = Gary S. Mueller

10,613	41.21
15,138	58.79

(CONTINUED FROM PREVIOUS PAGE)

	01	02
0379 TROY PCT 016	23	30
0380 TROY PCT 017	21	31
0381 TROY PCT 018	31	45
0382 TROY PCT 019	28	31
0383 TROY PCT 020	39	47
0384 TROY PCT 021	27	27
0385 TROY PCT 022	15	19
0386 TROY PCT 023	29	15
0387 TROY PCT 024	26	32
0388 TROY PCT 025	24	35
0389 TROY PCT 026	24	34
0390 TROY PCT 027	19	33
0391 TROY PCT 028	37	68
0392 TROY PCT 029	20	39
0393 TROY PCT 030	21	17
0394 WASHINGTON PCT 001	16	34
0395 WASHINGTON PCT 002	8	12
0396 WASHINGTON PCT 003	15	24
0397 WASHINGTON PCT 004	17	31
0398 WESLEY PCT 001	31	32
0399 WESLEY PCT 002	24	14
0400 WHEATLAND PCT 001	9	22
0401 WHEATLAND PCT 002	12	25
0402 WHEATLAND PCT 003	7	11
0403 WHEATLAND PCT 004	20	43
0404 WHEATLAND PCT 005	16	21
0405 WHEATLAND PCT 006	9	27
0406 WHEATLAND PCT 007	12	35
0407 WHEATLAND PCT 008	10	22
0408 WHEATLAND PCT 009	11	29
0409 WHEATLAND PCT 010	16	35
0410 WHEATLAND PCT 011	13	24
0411 WHEATLAND PCT 012	14	23
0412 WHEATLAND PCT 013	18	30
0413 WHEATLAND PCT 014	8	27
0414 WHEATLAND PCT 015	4	14
0415 WHEATLAND PCT 016	12	36
0416 WHEATLAND PCT 017	15	17
0417 WHEATLAND PCT 018	22	53
0418 WHEATLAND PCT 019	23	44
0419 WHEATLAND PCT 020	5	4
0420 WHEATLAND PCT 021	10	20
0421 WHEATLAND PCT 022	12	14
0422 WHEATLAND PCT 023	11	30
0423 WHEATLAND PCT 024	10	26
0424 WHEATLAND PCT 025	19	32
0425 WHEATLAND PCT 026	5	11
0426 WHEATLAND PCT 027	20	40
0427 WHEATLAND PCT 028	17	47
0428 WHEATLAND PCT 029	17	25
0429 WHEATLAND PCT 030	0	5
0430 WHEATLAND PCT 031	9	22
0431 WHEATLAND PCT 032	9	16
0432 WHEATLAND PCT 033	8	11

12TH JUDICIAL CIRCUIT (WHITE VACANCY)

Vote for 1

01 = Keith S. Van Duyne

02 = Gary S. Mueller

VOTES	PERCENT
10,613	41.21
15,138	58.79

(CONTINUED FROM PREVIOUS PAGE)

 01 02

0433 WHEATLAND PCT 034	36	54
0434 WHEATLAND PCT 035	29	30
0435 WHEATLAND PCT 036	13	14
0436 WHEATLAND PCT 037	15	18
0437 WHEATLAND PCT 038	10	28
0438 WHEATLAND PCT 039	17	22
0439 WHEATLAND PCT 040	10	22
0440 WILL PCT 001	12	22
0441 WILMINGTON PCT 001	15	18
0442 WILMINGTON PCT 002	24	23
0443 WILMINGTON PCT 003	47	33
0444 WILMINGTON PCT 004	25	14
0445 WILMINGTON PCT 005	47	19
0446 WILTON PCT 001	13	25

VOTES PERCENT

12TH JUDICIAL SUBCIRCUIT 1 (PETKA VACANCY)

Vote for 1

01 = NO CANDIDATE FILED

0

01

0057 DU PAGE PCT 030	0
0058 DU PAGE PCT 031	0
0059 DU PAGE PCT 032	0
0061 DU PAGE PCT 034	0
0063 DU PAGE PCT 036	0
0074 DU PAGE PCT 047	0
0313 PLAINFIELD PCT 001	0
0314 PLAINFIELD PCT 002	0
0315 PLAINFIELD PCT 003	0
0316 PLAINFIELD PCT 004	0
0317 PLAINFIELD PCT 005	0
0318 PLAINFIELD PCT 006	0
0319 PLAINFIELD PCT 007	0
0320 PLAINFIELD PCT 008	0
0321 PLAINFIELD PCT 009	0
0322 PLAINFIELD PCT 010	0
0323 PLAINFIELD PCT 011	0
0325 PLAINFIELD PCT 013	0
0326 PLAINFIELD PCT 014	0
0327 PLAINFIELD PCT 015	0
0328 PLAINFIELD PCT 016	0
0329 PLAINFIELD PCT 017	0
0330 PLAINFIELD PCT 018	0
0331 PLAINFIELD PCT 019	0
0332 PLAINFIELD PCT 020	0
0333 PLAINFIELD PCT 021	0
0334 PLAINFIELD PCT 022	0
0335 PLAINFIELD PCT 023	0
0336 PLAINFIELD PCT 024	0
0337 PLAINFIELD PCT 025	0
0339 PLAINFIELD PCT 027	0
0340 PLAINFIELD PCT 028	0
0341 PLAINFIELD PCT 029	0
0342 PLAINFIELD PCT 030	0
0343 PLAINFIELD PCT 031	0
0344 PLAINFIELD PCT 032	0
0345 PLAINFIELD PCT 033	0
0346 PLAINFIELD PCT 034	0
0347 PLAINFIELD PCT 035	0
0348 PLAINFIELD PCT 036	0
0349 PLAINFIELD PCT 037	0
0350 PLAINFIELD PCT 038	0
0351 PLAINFIELD PCT 039	0
0352 PLAINFIELD PCT 040	0
0353 PLAINFIELD PCT 041	0
0354 PLAINFIELD PCT 042	0
0355 PLAINFIELD PCT 043	0
0356 PLAINFIELD PCT 044	0
0357 PLAINFIELD PCT 045	0
0358 PLAINFIELD PCT 046	0
0400 WHEATLAND PCT 001	0
0401 WHEATLAND PCT 002	0
0402 WHEATLAND PCT 003	0
0403 WHEATLAND PCT 004	0
0404 WHEATLAND PCT 005	0

Total Democratic Ballots Cast for
Twelfth Judicial Circuit First Subcircuit
(Petka Vacancy)
4,892

**For City of Aurora details
refer to that section of this book.**

VOTES PERCENT

12TH JUDICIAL SUBCIRCUIT 1 (PETKA VACANCY)

Vote for 1

01 = NO CANDIDATE FILED

0

(CONTINUED FROM PREVIOUS PAGE) 01

0405 WHEATLAND PCT 006	0
0406 WHEATLAND PCT 007	0
0407 WHEATLAND PCT 008	0
0408 WHEATLAND PCT 009	0
0409 WHEATLAND PCT 010	0
0410 WHEATLAND PCT 011	0
0411 WHEATLAND PCT 012	0
0412 WHEATLAND PCT 013	0
0413 WHEATLAND PCT 014	0
0414 WHEATLAND PCT 015	0
0415 WHEATLAND PCT 016	0
0416 WHEATLAND PCT 017	0
0417 WHEATLAND PCT 018	0
0418 WHEATLAND PCT 019	0
0419 WHEATLAND PCT 020	0
0420 WHEATLAND PCT 021	0
0421 WHEATLAND PCT 022	0
0422 WHEATLAND PCT 023	0
0423 WHEATLAND PCT 024	0
0424 WHEATLAND PCT 025	0
0425 WHEATLAND PCT 026	0
0426 WHEATLAND PCT 027	0
0427 WHEATLAND PCT 028	0
0428 WHEATLAND PCT 029	0
0429 WHEATLAND PCT 030	0
0430 WHEATLAND PCT 031	0
0431 WHEATLAND PCT 032	0
0432 WHEATLAND PCT 033	0
0433 WHEATLAND PCT 034	0
0434 WHEATLAND PCT 035	0
0435 WHEATLAND PCT 036	0
0436 WHEATLAND PCT 037	0
0437 WHEATLAND PCT 038	0
0438 WHEATLAND PCT 039	0
0439 WHEATLAND PCT 040	0

VOTES PERCENT

12TH JUDICIAL SUBCIRCUIT 3 (A)

Vote for 1

01 = John Anderson

5,090 100.00

01

0001 CHANNAHON PCT 001	36
0002 CHANNAHON PCT 002	45
0003 CHANNAHON PCT 003	54
0004 CHANNAHON PCT 004	62
0005 CHANNAHON PCT 005	22
0006 CHANNAHON PCT 006	26
0007 CHANNAHON PCT 007	29
0008 CHANNAHON PCT 008	72
0009 CHANNAHON PCT 009	27
0010 CRETE PCT 001	63
0011 CRETE PCT 002	66
0012 CRETE PCT 003	39
0013 CRETE PCT 004	39
0014 CRETE PCT 005	19
0015 CRETE PCT 006	58
0016 CRETE PCT 007	103
0017 CRETE PCT 008	83
0018 CRETE PCT 009	44
0019 CRETE PCT 010	74
0020 CRETE PCT 011	38
0021 CRETE PCT 012	77
0022 CRETE PCT 013	88
0023 CRETE PCT 014	133
0024 CRETE PCT 015	112
0025 CRETE PCT 016	75
0026 CRETE PCT 017	78
0027 CUSTER PCT 001	76
0084 FLORENCE PCT 001	41
0127 GREEN GARDEN PCT 001	38
0128 GREEN GARDEN PCT 002	62
0129 GREEN GARDEN PCT 003	38
0158 JACKSON PCT 001	54
0159 JACKSON PCT 002	90
0160 JACKSON PCT 003	85
0161 JACKSON PCT 004	28
0169 JOLIET PCT 008	0
0171 JOLIET PCT 010	0
0198 JOLIET PCT 037	41
0199 JOLIET PCT 038	2
0200 JOLIET PCT 039	96
0201 JOLIET PCT 040	80
0202 JOLIET PCT 041	77
0203 JOLIET PCT 042	81
0204 JOLIET PCT 043	84
0208 JOLIET PCT 047	58
0209 JOLIET PCT 048	20
0211 JOLIET PCT 050	95
0213 JOLIET PCT 052	53
0215 JOLIET PCT 054	45
0216 JOLIET PCT 055	26
0221 JOLIET PCT 060	10
0224 JOLIET PCT 063	15
0263 MANHATTAN PCT 001	67
0264 MANHATTAN PCT 002	101
0265 MANHATTAN PCT 003	65

Total Democratic Ballots Cast for
Twelfth Judicial Circuit Third Subcircuit
Additional Judgeship A
6,305

VOTES PERCENT

12TH JUDICIAL SUBCIRCUIT 3 (A)

Vote for 1

01 = John Anderson

5,090 100.00

(CONTINUED FROM PREVIOUS PAGE)

01

0266 MANHATTAN PCT 004	58
0267 MANHATTAN PCT 005	111
0268 MONEE PCT 001	37
0269 MONEE PCT 002	78
0270 MONEE PCT 003	32
0271 MONEE PCT 004	77
0272 MONEE PCT 005	120
0273 MONEE PCT 006	77
0274 MONEE PCT 007	78
0275 MONEE PCT 008	111
0276 MONEE PCT 009	72
0277 MONEE PCT 010	70
0278 MONEE PCT 011	100
0279 MONEE PCT 012	53
0310 PEOTONE PCT 001	51
0311 PEOTONE PCT 002	46
0312 PEOTONE PCT 003	22
0359 REED PCT 001	69
0360 REED PCT 002	41
0361 REED PCT 003	27
0362 REED PCT 004	51
0363 REED PCT 005	67
0394 WASHINGTON PCT 001	48
0395 WASHINGTON PCT 002	22
0396 WASHINGTON PCT 003	40
0397 WASHINGTON PCT 004	45
0398 WESLEY PCT 001	54
0399 WESLEY PCT 002	36
0440 WILL PCT 001	28
0441 WILMINGTON PCT 001	30
0442 WILMINGTON PCT 002	46
0443 WILMINGTON PCT 003	72
0444 WILMINGTON PCT 004	31
0445 WILMINGTON PCT 005	61
0446 WILTON PCT 001	39

VOTES PERCENT

6,076 100.00

12TH JUDICIAL SUBCIRCUIT 4 (A)

Vote for 1

01 = Carmen Goodman

01

0028 DU PAGE PCT 001	84
0029 DU PAGE PCT 002	34
0030 DU PAGE PCT 003	47
0031 DU PAGE PCT 004	62
0032 DU PAGE PCT 005	62
0033 DU PAGE PCT 006	45
0034 DU PAGE PCT 007	50
0035 DU PAGE PCT 008	62
0036 DU PAGE PCT 009	38
0037 DU PAGE PCT 010	50
0038 DU PAGE PCT 011	81
0039 DU PAGE PCT 012	74
0040 DU PAGE PCT 013	83
0041 DU PAGE PCT 014	54
0042 DU PAGE PCT 015	55
0043 DU PAGE PCT 016	47
0044 DU PAGE PCT 017	47
0045 DU PAGE PCT 018	70
0046 DU PAGE PCT 019	48
0047 DU PAGE PCT 020	92
0048 DU PAGE PCT 021	60
0049 DU PAGE PCT 022	42
0050 DU PAGE PCT 023	65
0051 DU PAGE PCT 024	77
0052 DU PAGE PCT 025	42
0053 DU PAGE PCT 026	39
0054 DU PAGE PCT 027	79
0055 DU PAGE PCT 028	68
0056 DU PAGE PCT 029	74
0060 DU PAGE PCT 033	28
0062 DU PAGE PCT 035	79
0064 DU PAGE PCT 037	76
0065 DU PAGE PCT 038	49
0066 DU PAGE PCT 039	41
0067 DU PAGE PCT 040	98
0068 DU PAGE PCT 041	59
0069 DU PAGE PCT 042	40
0070 DU PAGE PCT 043	49
0071 DU PAGE PCT 044	99
0072 DU PAGE PCT 045	82
0073 DU PAGE PCT 046	75
0075 DU PAGE PCT 048	79
0076 DU PAGE PCT 049	55
0077 DU PAGE PCT 050	36
0078 DU PAGE PCT 051	59
0079 DU PAGE PCT 052	32
0080 DU PAGE PCT 053	75
0081 DU PAGE PCT 054	57
0082 DU PAGE PCT 055	44
0083 DU PAGE PCT 056	83
0226 LOCKPORT PCT 001	54
0227 LOCKPORT PCT 002	52
0228 LOCKPORT PCT 003	72
0229 LOCKPORT PCT 004	63
0230 LOCKPORT PCT 005	40

Total Democratic Ballots Cast for
Twelfth Judicial Circuit Fourth Subcircuit
Additional Judgeship A
7,437

VOTES PERCENT

12TH JUDICIAL SUBCIRCUIT 4 (A)

Vote for 1

01 = Carmen Goodman

6,076 100.00

(CONTINUED FROM PREVIOUS PAGE)

01

0231 LOCKPORT PCT 006	75
0232 LOCKPORT PCT 007	82
0233 LOCKPORT PCT 008	80
0234 LOCKPORT PCT 009	132
0235 LOCKPORT PCT 010	68
0236 LOCKPORT PCT 011	45
0237 LOCKPORT PCT 012	71
0238 LOCKPORT PCT 013	55
0239 LOCKPORT PCT 014	59
0240 LOCKPORT PCT 015	72
0241 LOCKPORT PCT 016	51
0242 LOCKPORT PCT 017	53
0243 LOCKPORT PCT 018	54
0244 LOCKPORT PCT 019	89
0245 LOCKPORT PCT 020	85
0246 LOCKPORT PCT 021	64
0247 LOCKPORT PCT 022	75
0248 LOCKPORT PCT 023	87
0249 LOCKPORT PCT 024	59
0250 LOCKPORT PCT 025	77
0251 LOCKPORT PCT 026	61
0252 LOCKPORT PCT 027	99
0253 LOCKPORT PCT 028	64
0254 LOCKPORT PCT 029	49
0255 LOCKPORT PCT 030	165
0256 LOCKPORT PCT 031	91
0257 LOCKPORT PCT 032	72
0258 LOCKPORT PCT 033	79
0259 LOCKPORT PCT 034	56
0260 LOCKPORT PCT 035	224
0261 LOCKPORT PCT 036	301
0262 LOCKPORT PCT 037	75

VOTES PERCENT

12TH JUDICIAL SUBCIRCUIT 5 (A)

Vote for 1

01 = NO CANDIDATE FILED

0

01

0085 FRANKFORT PCT 001	0
0086 FRANKFORT PCT 002	0
0087 FRANKFORT PCT 003	0
0088 FRANKFORT PCT 004	0
0089 FRANKFORT PCT 005	0
0090 FRANKFORT PCT 006	0
0091 FRANKFORT PCT 007	0
0092 FRANKFORT PCT 008	0
0093 FRANKFORT PCT 009	0
0094 FRANKFORT PCT 010	0
0095 FRANKFORT PCT 011	0
0096 FRANKFORT PCT 012	0
0097 FRANKFORT PCT 013	0
0098 FRANKFORT PCT 014	0
0099 FRANKFORT PCT 015	0
0100 FRANKFORT PCT 016	0
0101 FRANKFORT PCT 017	0
0102 FRANKFORT PCT 018	0
0103 FRANKFORT PCT 019	0
0104 FRANKFORT PCT 020	0
0105 FRANKFORT PCT 021	0
0106 FRANKFORT PCT 022	0
0107 FRANKFORT PCT 023	0
0108 FRANKFORT PCT 024	0
0109 FRANKFORT PCT 025	0
0110 FRANKFORT PCT 026	0
0111 FRANKFORT PCT 027	0
0112 FRANKFORT PCT 028	0
0113 FRANKFORT PCT 029	0
0114 FRANKFORT PCT 030	0
0115 FRANKFORT PCT 031	0
0116 FRANKFORT PCT 032	0
0117 FRANKFORT PCT 033	0
0118 FRANKFORT PCT 034	0
0119 FRANKFORT PCT 035	0
0120 FRANKFORT PCT 036	0
0121 FRANKFORT PCT 037	0
0122 FRANKFORT PCT 038	0
0123 FRANKFORT PCT 039	0
0124 FRANKFORT PCT 040	0
0125 FRANKFORT PCT 041	0
0126 FRANKFORT PCT 042	0
0130 HOMER PCT 001	0
0131 HOMER PCT 002	0
0132 HOMER PCT 003	0
0133 HOMER PCT 004	0
0134 HOMER PCT 005	0
0135 HOMER PCT 006	0
0136 HOMER PCT 007	0
0137 HOMER PCT 008	0
0138 HOMER PCT 009	0
0139 HOMER PCT 010	0
0140 HOMER PCT 011	0
0141 HOMER PCT 012	0
0142 HOMER PCT 013	0

Total Democratic Ballots Cast for
Twelfth Judicial Circuit Fifth Subcircuit
Additional Judgeship A
6,778

VOTES PERCENT

12TH JUDICIAL SUBCIRCUIT 5 (A)

Vote for 1

01 = NO CANDIDATE FILED

0

(CONTINUED FROM PREVIOUS PAGE) 01

0143 HOMER PCT 014	0
0144 HOMER PCT 015	0
0145 HOMER PCT 016	0
0146 HOMER PCT 017	0
0147 HOMER PCT 018	0
0148 HOMER PCT 019	0
0149 HOMER PCT 020	0
0150 HOMER PCT 021	0
0151 HOMER PCT 022	0
0152 HOMER PCT 023	0
0153 HOMER PCT 024	0
0154 HOMER PCT 025	0
0155 HOMER PCT 026	0
0156 HOMER PCT 027	0
0157 HOMER PCT 028	0
0280 NEW LENOX PCT 001	0
0281 NEW LENOX PCT 002	0
0282 NEW LENOX PCT 003	0
0283 NEW LENOX PCT 004	0
0284 NEW LENOX PCT 005	0
0285 NEW LENOX PCT 006	0
0286 NEW LENOX PCT 007	0
0287 NEW LENOX PCT 008	0
0288 NEW LENOX PCT 009	0
0289 NEW LENOX PCT 010	0
0290 NEW LENOX PCT 011	0
0291 NEW LENOX PCT 012	0
0292 NEW LENOX PCT 013	0
0293 NEW LENOX PCT 014	0
0294 NEW LENOX PCT 015	0
0295 NEW LENOX PCT 016	0
0296 NEW LENOX PCT 017	0
0297 NEW LENOX PCT 018	0
0298 NEW LENOX PCT 019	0
0299 NEW LENOX PCT 020	0
0300 NEW LENOX PCT 021	0
0301 NEW LENOX PCT 022	0
0302 NEW LENOX PCT 023	0
0303 NEW LENOX PCT 024	0
0304 NEW LENOX PCT 025	0
0305 NEW LENOX PCT 026	0
0306 NEW LENOX PCT 027	0
0307 NEW LENOX PCT 028	0
0308 NEW LENOX PCT 029	0
0309 NEW LENOX PCT 030	0

VOTES PERCENT

12TH JUDICIAL SUBCIRCUIT 5 (B)

Vote for 1

01 = Brian Barrett

5,161 100.00

01

0085 FRANKFORT PCT 001	40
0086 FRANKFORT PCT 002	102
0087 FRANKFORT PCT 003	76
0088 FRANKFORT PCT 004	52
0089 FRANKFORT PCT 005	37
0090 FRANKFORT PCT 006	50
0091 FRANKFORT PCT 007	42
0092 FRANKFORT PCT 008	26
0093 FRANKFORT PCT 009	50
0094 FRANKFORT PCT 010	99
0095 FRANKFORT PCT 011	28
0096 FRANKFORT PCT 012	85
0097 FRANKFORT PCT 013	63
0098 FRANKFORT PCT 014	63
0099 FRANKFORT PCT 015	54
0100 FRANKFORT PCT 016	48
0101 FRANKFORT PCT 017	53
0102 FRANKFORT PCT 018	22
0103 FRANKFORT PCT 019	80
0104 FRANKFORT PCT 020	28
0105 FRANKFORT PCT 021	63
0106 FRANKFORT PCT 022	88
0107 FRANKFORT PCT 023	25
0108 FRANKFORT PCT 024	94
0109 FRANKFORT PCT 025	66
0110 FRANKFORT PCT 026	77
0111 FRANKFORT PCT 027	118
0112 FRANKFORT PCT 028	59
0113 FRANKFORT PCT 029	72
0114 FRANKFORT PCT 030	34
0115 FRANKFORT PCT 031	69
0116 FRANKFORT PCT 032	50
0117 FRANKFORT PCT 033	44
0118 FRANKFORT PCT 034	32
0119 FRANKFORT PCT 035	84
0120 FRANKFORT PCT 036	65
0121 FRANKFORT PCT 037	82
0122 FRANKFORT PCT 038	87
0123 FRANKFORT PCT 039	38
0124 FRANKFORT PCT 040	41
0125 FRANKFORT PCT 041	63
0126 FRANKFORT PCT 042	55
0130 HOMER PCT 001	53
0131 HOMER PCT 002	22
0132 HOMER PCT 003	33
0133 HOMER PCT 004	36
0134 HOMER PCT 005	38
0135 HOMER PCT 006	52
0136 HOMER PCT 007	42
0137 HOMER PCT 008	41
0138 HOMER PCT 009	45
0139 HOMER PCT 010	74
0140 HOMER PCT 011	64
0141 HOMER PCT 012	45
0142 HOMER PCT 013	57

Total Democratic Ballots Cast for
Twelfth Judicial Circuit Fifth Subcircuit
Additional Judgeship B
6,778

VOTES PERCENT

12TH JUDICIAL SUBCIRCUIT 5 (B)

Vote for 1

01 = Brian Barrett

5,161 100.00

(CONTINUED FROM PREVIOUS PAGE)

01

0143 HOMER PCT 014	25
0144 HOMER PCT 015	74
0145 HOMER PCT 016	53
0146 HOMER PCT 017	38
0147 HOMER PCT 018	51
0148 HOMER PCT 019	28
0149 HOMER PCT 020	30
0150 HOMER PCT 021	35
0151 HOMER PCT 022	69
0152 HOMER PCT 023	36
0153 HOMER PCT 024	34
0154 HOMER PCT 025	37
0155 HOMER PCT 026	33
0156 HOMER PCT 027	57
0157 HOMER PCT 028	46
0280 NEW LENOX PCT 001	25
0281 NEW LENOX PCT 002	53
0282 NEW LENOX PCT 003	58
0283 NEW LENOX PCT 004	51
0284 NEW LENOX PCT 005	88
0285 NEW LENOX PCT 006	38
0286 NEW LENOX PCT 007	78
0287 NEW LENOX PCT 008	35
0288 NEW LENOX PCT 009	46
0289 NEW LENOX PCT 010	33
0290 NEW LENOX PCT 011	54
0291 NEW LENOX PCT 012	72
0292 NEW LENOX PCT 013	69
0293 NEW LENOX PCT 014	34
0294 NEW LENOX PCT 015	35
0295 NEW LENOX PCT 016	40
0296 NEW LENOX PCT 017	52
0297 NEW LENOX PCT 018	32
0298 NEW LENOX PCT 019	31
0299 NEW LENOX PCT 020	52
0300 NEW LENOX PCT 021	31
0301 NEW LENOX PCT 022	59
0302 NEW LENOX PCT 023	37
0303 NEW LENOX PCT 024	86
0304 NEW LENOX PCT 025	41
0305 NEW LENOX PCT 026	39
0306 NEW LENOX PCT 027	41
0307 NEW LENOX PCT 028	33
0308 NEW LENOX PCT 029	33
0309 NEW LENOX PCT 030	33



Nancy Schultz Voots

W I L L C O U N T Y C L E R K



Democratic Party

**PRECINCT
COMMITTEEMEN
SUMMARY**



Nancy Schultz Voots

W I L L C O U N T Y C L E R K

Will County Clerk's Office • 302 N. Chicago Street • Joliet, Illinois 60432

815 • 740 • 4615 • Fax: 815 • 740 • 4699

Website: www.thewillcountyclerk.com • E-mail: coclrk@willcountyillinois.com

USE THIS CHART TO DETERMINE YOUR PRECINCT

TOWNSHIP CODES

- 1 = CHANNAHON
- 2 = CRETE
- 3 = CUSTER
- 4 = DUPAGE
- 5 = FLORENCE
- 6 = FRANKFORT
- 7 = GREEN GARDEN
- 8 = HOMER
- 9 = JACKSON
- 10 = JOLIET
- 11 = LOCKPORT
- 12 = MANHATTAN
- 13 = MONEE
- 14 = NEW LENOX
- 15 = PEOTONE
- 16 = PLAINFIELD
- 17 = REED
- 18 = TROY
- 19 = WASHINGTON
- 20 = WESLEY
- 21 = WHEATLAND
- 22 = WILL
- 23 = WILMINGTON
- 24 = WILTON

****EXAMPLE****

Precinct: FRANKFORT 4 would read 604

ABSTRACT OF VOTES

WILL COUNTY, ILLINOIS
GENERAL PRIMARY ELECTION
FEBRUARY 2, 2010
DEMOCRATIC

OFFICIAL RESULTS

	TOTAL VOTES	%	ELECTION DAY	CENTRAL COUNT	PROV/GRACE
PRECINCT COMMITTEEMAN 101					
Vote for 1					
(WITH 1 OF 1 PRECINCTS COUNTED)					
Eugene Frederick	41	100.00	38	3	0
Total	41		38	3	0
PRECINCT COMMITTEEMAN 102					
Vote for 1					
(WITH 1 OF 1 PRECINCTS COUNTED)					
NO CANDIDATE FILED	0		0	0	0
WRITE-IN.	4	100.00	4	0	0
Total	4		4	0	0
PRECINCT COMMITTEEMAN 103					
Vote for 1					
(WITH 1 OF 1 PRECINCTS COUNTED)					
NO CANDIDATE FILED	0		0	0	0
PRECINCT COMMITTEEMAN 104					
Vote for 1					
(WITH 1 OF 1 PRECINCTS COUNTED)					
NO CANDIDATE FILED	0		0	0	0
PRECINCT COMMITTEEMAN 105					
Vote for 1					
(WITH 1 OF 1 PRECINCTS COUNTED)					
NO CANDIDATE FILED	0		0	0	0
PRECINCT COMMITTEEMAN 106					
Vote for 1					
(WITH 1 OF 1 PRECINCTS COUNTED)					
NO CANDIDATE FILED	0		0	0	0
PRECINCT COMMITTEEMAN 107					
Vote for 1					
(WITH 1 OF 1 PRECINCTS COUNTED)					
NO CANDIDATE FILED	0		0	0	0
PRECINCT COMMITTEEMAN 108					
Vote for 1					
(WITH 1 OF 1 PRECINCTS COUNTED)					
NO CANDIDATE FILED	0		0	0	0
PRECINCT COMMITTEEMAN 109					
Vote for 1					
(WITH 1 OF 1 PRECINCTS COUNTED)					
NO CANDIDATE FILED	0		0	0	0

	TOTAL VOTES	%	ELECTION DAY	CENTRAL COUNT	PROV/GRACE
PRECINCT COMMITTEEMAN 201					
Vote for 1					
(WITH 1 OF 1 PRECINCTS COUNTED)					
NO CANDIDATE FILED	0		0	0	0
PRECINCT COMMITTEEMAN 202					
Vote for 1					
(WITH 1 OF 1 PRECINCTS COUNTED)					
NO CANDIDATE FILED	0		0	0	0
WRITE-IN.	17	100.00	13	4	0
Total	17		13	4	0
PRECINCT COMMITTEEMAN 203					
Vote for 1					
(WITH 1 OF 1 PRECINCTS COUNTED)					
Jolyn M. Bishop	38	100.00	36	0	2
Total	38		36	0	2
PRECINCT COMMITTEEMAN 204					
Vote for 1					
(WITH 1 OF 1 PRECINCTS COUNTED)					
NO CANDIDATE FILED	0		0	0	0
PRECINCT COMMITTEEMAN 205					
Vote for 1					
(WITH 1 OF 1 PRECINCTS COUNTED)					
NO CANDIDATE FILED	0		0	0	0
PRECINCT COMMITTEEMAN 206					
Vote for 1					
(WITH 1 OF 1 PRECINCTS COUNTED)					
Sherry M. Newquist	56	100.00	55	0	1
Total	56		55	0	1
PRECINCT COMMITTEEMAN 207					
Vote for 1					
(WITH 1 OF 1 PRECINCTS COUNTED)					
NO CANDIDATE FILED	0		0	0	0
WRITE-IN.	10	100.00	10	0	0
Total	10		10	0	0
PRECINCT COMMITTEEMAN 208					
Vote for 1					
(WITH 1 OF 1 PRECINCTS COUNTED)					
NO CANDIDATE FILED	0		0	0	0
WRITE-IN.	7	100.00	5	2	0
Total	7		5	2	0

	TOTAL VOTES	%	ELECTION DAY	CENTRAL COUNT	PROV/GRACE
PRECINCT COMMITTEEMAN 209					
Vote for 1					
(WITH 1 OF 1 PRECINCTS COUNTED)					
NO CANDIDATE FILED	0		0	0	0
PRECINCT COMMITTEEMAN 210					
Vote for 1					
(WITH 1 OF 1 PRECINCTS COUNTED)					
NO CANDIDATE FILED	0		0	0	0
PRECINCT COMMITTEEMAN 211					
Vote for 1					
(WITH 1 OF 1 PRECINCTS COUNTED)					
Laurie Summers	38	100.00	37	0	1
Total	38		37	0	1
PRECINCT COMMITTEEMAN 212					
Vote for 1					
(WITH 1 OF 1 PRECINCTS COUNTED)					
NO CANDIDATE FILED	0		0	0	0
PRECINCT COMMITTEEMAN 213					
Vote for 1					
(WITH 1 OF 1 PRECINCTS COUNTED)					
Curtis R. Murphy	90	100.00	85	5	0
Total	90		85	5	0
PRECINCT COMMITTEEMAN 214					
Vote for 1					
(WITH 1 OF 1 PRECINCTS COUNTED)					
Henry "Hank" Meyer	138	100.00	136	2	0
Total	138		136	2	0
PRECINCT COMMITTEEMAN 215					
Vote for 1					
(WITH 1 OF 1 PRECINCTS COUNTED)					
NO CANDIDATE FILED	0		0	0	0
WRITE-IN.	18	100.00	18	0	0
Total	18		18	0	0
PRECINCT COMMITTEEMAN 216					
Vote for 1					
(WITH 1 OF 1 PRECINCTS COUNTED)					
Jill Hornick	75	100.00	71	4	0
Total	75		71	4	0

	TOTAL VOTES	%	ELECTION DAY	CENTRAL COUNT	PROV/GRACE
PRECINCT COMMITTEEMAN 217					
Vote for 1					
(WITH 1 OF 1 PRECINCTS COUNTED)					
Dianne Waller-Nyman	83	100.00	80	3	0
Total	83		80	3	0
PRECINCT COMMITTEEMAN 301					
Vote for 1					
(WITH 1 OF 1 PRECINCTS COUNTED)					
NO CANDIDATE FILED	0		0	0	0
PRECINCT COMMITTEEMAN 401					
Vote for 1					
(WITH 1 OF 1 PRECINCTS COUNTED)					
NO CANDIDATE FILED	0		0	0	0
PRECINCT COMMITTEEMAN 402					
Vote for 1					
(WITH 1 OF 1 PRECINCTS COUNTED)					
NO CANDIDATE FILED	0		0	0	0
PRECINCT COMMITTEEMAN 403					
Vote for 1					
(WITH 1 OF 1 PRECINCTS COUNTED)					
Carl Maxwell	46	100.00	46	0	0
Total	46		46	0	0
PRECINCT COMMITTEEMAN 404					
Vote for 1					
(WITH 1 OF 1 PRECINCTS COUNTED)					
NO CANDIDATE FILED	0		0	0	0
PRECINCT COMMITTEEMAN 405					
Vote for 1					
(WITH 1 OF 1 PRECINCTS COUNTED)					
NO CANDIDATE FILED	0		0	0	0
PRECINCT COMMITTEEMAN 406					
Vote for 1					
(WITH 1 OF 1 PRECINCTS COUNTED)					
NO CANDIDATE FILED	0		0	0	0
PRECINCT COMMITTEEMAN 407					
Vote for 1					
(WITH 1 OF 1 PRECINCTS COUNTED)					
Charlotte A. Droogan	53	100.00	53	0	0
Total	53		53	0	0

	TOTAL VOTES	%	ELECTION DAY	CENTRAL COUNT	PROV/GRACE
PRECINCT COMMITTEEMAN 408					
Vote for 1					
(WITH 1 OF 1 PRECINCTS COUNTED)					
Barbara Osborne	62	100.00	58	4	0
Total	62		58	4	0
PRECINCT COMMITTEEMAN 409					
Vote for 1					
(WITH 1 OF 1 PRECINCTS COUNTED)					
Kirti Mehta.	38	100.00	37	1	0
Total	38		37	1	0
PRECINCT COMMITTEEMAN 410					
Vote for 1					
(WITH 1 OF 1 PRECINCTS COUNTED)					
Edward Mabry	51	100.00	47	3	1
Total	51		47	3	1
PRECINCT COMMITTEEMAN 411					
Vote for 1					
(WITH 1 OF 1 PRECINCTS COUNTED)					
NO CANDIDATE FILED	0		0	0	0
PRECINCT COMMITTEEMAN 412					
Vote for 1					
(WITH 1 OF 1 PRECINCTS COUNTED)					
NO CANDIDATE FILED	0		0	0	0
PRECINCT COMMITTEEMAN 413					
Vote for 1					
(WITH 1 OF 1 PRECINCTS COUNTED)					
Tajmah L. Payton	77	100.00	73	4	0
Total	77		73	4	0
PRECINCT COMMITTEEMAN 414					
Vote for 1					
(WITH 1 OF 1 PRECINCTS COUNTED)					
Shirley M. Valevicius	27	48.21	26	1	0
Vedetta Hughes.	29	51.79	27	2	0
Total	56		53	3	0
PRECINCT COMMITTEEMAN 415					
Vote for 1					
(WITH 1 OF 1 PRECINCTS COUNTED)					
NO CANDIDATE FILED	0		0	0	0

	TOTAL VOTES	%	ELECTION DAY	CENTRAL COUNT	PROV/GRACE
PRECINCT COMMITTEEMAN 416					
Vote for 1					
(WITH 1 OF 1 PRECINCTS COUNTED)					
Charlene House	48	100.00	46	2	0
Total	48		46	2	0
PRECINCT COMMITTEEMAN 417					
Vote for 1					
(WITH 1 OF 1 PRECINCTS COUNTED)					
NO CANDIDATE FILED	0		0	0	0
PRECINCT COMMITTEEMAN 418					
Vote for 1					
(WITH 1 OF 1 PRECINCTS COUNTED)					
Patricia A. Woolley	73	100.00	73	0	0
Total	73		73	0	0
PRECINCT COMMITTEEMAN 419					
Vote for 1					
(WITH 1 OF 1 PRECINCTS COUNTED)					
NO CANDIDATE FILED	0		0	0	0
PRECINCT COMMITTEEMAN 420					
Vote for 1					
(WITH 1 OF 1 PRECINCTS COUNTED)					
Kenneth J. Goodwin	94	100.00	88	6	0
Total	94		88	6	0
PRECINCT COMMITTEEMAN 421					
Vote for 1					
(WITH 1 OF 1 PRECINCTS COUNTED)					
NO CANDIDATE FILED	0		0	0	0
PRECINCT COMMITTEEMAN 422					
Vote for 1					
(WITH 1 OF 1 PRECINCTS COUNTED)					
NO CANDIDATE FILED	0		0	0	0
PRECINCT COMMITTEEMAN 423					
Vote for 1					
(WITH 1 OF 1 PRECINCTS COUNTED)					
NO CANDIDATE FILED	0		0	0	0
PRECINCT COMMITTEEMAN 424					
Vote for 1					
(WITH 1 OF 1 PRECINCTS COUNTED)					
Mike Manolakes	71	100.00	66	5	0
Total	71		66	5	0

	TOTAL VOTES	%	ELECTION DAY	CENTRAL COUNT	PROV/GRACE
PRECINCT COMMITTEEMAN 425					
Vote for 1					
(WITH 1 OF 1 PRECINCTS COUNTED)					
NO CANDIDATE FILED	0		0	0	0
PRECINCT COMMITTEEMAN 426					
Vote for 1					
(WITH 1 OF 1 PRECINCTS COUNTED)					
NO CANDIDATE FILED	0		0	0	0
PRECINCT COMMITTEEMAN 427					
Vote for 1					
(WITH 1 OF 1 PRECINCTS COUNTED)					
Ruby Lofton.	44	53.01	39	4	1
Michael J. Browne.	39	46.99	35	4	0
Total	83		74	8	1
PRECINCT COMMITTEEMAN 428					
Vote for 1					
(WITH 1 OF 1 PRECINCTS COUNTED)					
NO CANDIDATE FILED	0		0	0	0
PRECINCT COMMITTEEMAN 429					
Vote for 1					
(WITH 1 OF 1 PRECINCTS COUNTED)					
NO CANDIDATE FILED	0		0	0	0
PRECINCT COMMITTEEMAN 430					
Vote for 1					
(WITH 1 OF 1 PRECINCTS COUNTED)					
James Kadlec	55	100.00	47	7	1
Total	55		47	7	1
PRECINCT COMMITTEEMAN 431					
Vote for 1					
(WITH 1 OF 1 PRECINCTS COUNTED)					
Paula Scholfield	52	100.00	50	2	0
Total	52		50	2	0
PRECINCT COMMITTEEMAN 432					
Vote for 1					
(WITH 1 OF 1 PRECINCTS COUNTED)					
NO CANDIDATE FILED	0		0	0	0
PRECINCT COMMITTEEMAN 433					
Vote for 1					
(WITH 1 OF 1 PRECINCTS COUNTED)					
NO CANDIDATE FILED	0		0	0	0

	TOTAL VOTES	%	ELECTION DAY	CENTRAL COUNT	PROV/GRACE
PRECINCT COMMITTEEMAN 434					
Vote for 1					
(WITH 1 OF 1 PRECINCTS COUNTED)					
NO CANDIDATE FILED	0		0	0	0
PRECINCT COMMITTEEMAN 435					
Vote for 1					
(WITH 1 OF 1 PRECINCTS COUNTED)					
Thomas E. Braxton, Jr.	79	100.00	75	4	0
Total	79		75	4	0
PRECINCT COMMITTEEMAN 436					
Vote for 1					
(WITH 1 OF 1 PRECINCTS COUNTED)					
NO CANDIDATE FILED	0		0	0	0
PRECINCT COMMITTEEMAN 437					
Vote for 1					
(WITH 1 OF 1 PRECINCTS COUNTED)					
Karen Karlstad Gonzalez.	75	100.00	71	3	1
Total	75		71	3	1
PRECINCT COMMITTEEMAN 438					
Vote for 1					
(WITH 1 OF 1 PRECINCTS COUNTED)					
NO CANDIDATE FILED	0		0	0	0
PRECINCT COMMITTEEMAN 439					
Vote for 1					
(WITH 1 OF 1 PRECINCTS COUNTED)					
NO CANDIDATE FILED	0		0	0	0
PRECINCT COMMITTEEMAN 440					
Vote for 1					
(WITH 1 OF 1 PRECINCTS COUNTED)					
Daniel V. Droogan.	104	100.00	99	5	0
Total	104		99	5	0
PRECINCT COMMITTEEMAN 441					
Vote for 1					
(WITH 1 OF 1 PRECINCTS COUNTED)					
NO CANDIDATE FILED	0		0	0	0
PRECINCT COMMITTEEMAN 442					
Vote for 1					
(WITH 1 OF 1 PRECINCTS COUNTED)					
NO CANDIDATE FILED	0		0	0	0

	TOTAL VOTES	%	ELECTION DAY	CENTRAL COUNT	PROV/GRACE
PRECINCT COMMITTEEMAN 443					
Vote for 1					
(WITH 1 OF 1 PRECINCTS COUNTED)					
Karren Thompson	50	100.00	48	0	2
Total	50		48	0	2
PRECINCT COMMITTEEMAN 444					
Vote for 1					
(WITH 1 OF 1 PRECINCTS COUNTED)					
NO CANDIDATE FILED	0		0	0	0
PRECINCT COMMITTEEMAN 445					
Vote for 1					
(WITH 1 OF 1 PRECINCTS COUNTED)					
Reginald Hanks.	85	100.00	79	6	0
Total	85		79	6	0
PRECINCT COMMITTEEMAN 446					
Vote for 1					
(WITH 1 OF 1 PRECINCTS COUNTED)					
Lawrence E. Jagiello.	77	100.00	72	5	0
Total	77		72	5	0
PRECINCT COMMITTEEMAN 447					
Vote for 1					
(WITH 1 OF 1 PRECINCTS COUNTED)					
NO CANDIDATE FILED	0		0	0	0
PRECINCT COMMITTEEMAN 448					
Vote for 1					
(WITH 1 OF 1 PRECINCTS COUNTED)					
Barbara Guerrero	82	100.00	77	5	0
Total	82		77	5	0
PRECINCT COMMITTEEMAN 449					
Vote for 1					
(WITH 1 OF 1 PRECINCTS COUNTED)					
NO CANDIDATE FILED	0		0	0	0
PRECINCT COMMITTEEMAN 450					
Vote for 1					
(WITH 1 OF 1 PRECINCTS COUNTED)					
NO CANDIDATE FILED	0		0	0	0
PRECINCT COMMITTEEMAN 451					
Vote for 1					
(WITH 1 OF 1 PRECINCTS COUNTED)					
NO CANDIDATE FILED	0		0	0	0

	TOTAL VOTES	%	ELECTION DAY	CENTRAL COUNT	PROV/GRACE
PRECINCT COMMITTEEMAN 452					
Vote for 1					
(WITH 1 OF 1 PRECINCTS COUNTED)					
NO CANDIDATE FILED	0		0	0	0
PRECINCT COMMITTEEMAN 453					
Vote for 1					
(WITH 1 OF 1 PRECINCTS COUNTED)					
Sandra Henry	75	100.00	73	1	1
Total	75		73	1	1
PRECINCT COMMITTEEMAN 454					
Vote for 1					
(WITH 1 OF 1 PRECINCTS COUNTED)					
Steven M. Schiesl	60	100.00	57	3	0
Total	60		57	3	0
PRECINCT COMMITTEEMAN 455					
Vote for 1					
(WITH 1 OF 1 PRECINCTS COUNTED)					
NO CANDIDATE FILED	0		0	0	0
PRECINCT COMMITTEEMAN 456					
Vote for 1					
(WITH 1 OF 1 PRECINCTS COUNTED)					
Lorraine Jackson	85	100.00	80	5	0
Total	85		80	5	0
PRECINCT COMMITTEEMAN 501					
Vote for 1					
(WITH 1 OF 1 PRECINCTS COUNTED)					
Jenny Quigley	50	100.00	45	3	2
Total	50		45	3	2
PRECINCT COMMITTEEMAN 601					
Vote for 1					
(WITH 1 OF 1 PRECINCTS COUNTED)					
NO CANDIDATE FILED	0		0	0	0
PRECINCT COMMITTEEMAN 602					
Vote for 1					
(WITH 1 OF 1 PRECINCTS COUNTED)					
Robert Poole	107	100.00	98	8	1
Total	107		98	8	1
PRECINCT COMMITTEEMAN 603					
Vote for 1					
(WITH 1 OF 1 PRECINCTS COUNTED)					
James A. Giglio	82	100.00	75	6	1
Total	82		75	6	1

	TOTAL VOTES	%	ELECTION DAY	CENTRAL COUNT	PROV/GRACE
PRECINCT COMMITTEEMAN 604					
Vote for 1					
(WITH 1 OF 1 PRECINCTS COUNTED)					
NO CANDIDATE FILED	0		0	0	0
PRECINCT COMMITTEEMAN 605					
Vote for 1					
(WITH 1 OF 1 PRECINCTS COUNTED)					
NO CANDIDATE FILED	0		0	0	0
PRECINCT COMMITTEEMAN 606					
Vote for 1					
(WITH 1 OF 1 PRECINCTS COUNTED)					
NO CANDIDATE FILED	0		0	0	0
PRECINCT COMMITTEEMAN 607					
Vote for 1					
(WITH 1 OF 1 PRECINCTS COUNTED)					
NO CANDIDATE FILED	0		0	0	0
PRECINCT COMMITTEEMAN 608					
Vote for 1					
(WITH 1 OF 1 PRECINCTS COUNTED)					
NO CANDIDATE FILED	0		0	0	0
PRECINCT COMMITTEEMAN 609					
Vote for 1					
(WITH 1 OF 1 PRECINCTS COUNTED)					
NO CANDIDATE FILED	0		0	0	0
PRECINCT COMMITTEEMAN 610					
Vote for 1					
(WITH 1 OF 1 PRECINCTS COUNTED)					
John J. Sanchez, Jr.	98	100.00	88	9	1
Total	98		88	9	1
PRECINCT COMMITTEEMAN 611					
Vote for 1					
(WITH 1 OF 1 PRECINCTS COUNTED)					
NO CANDIDATE FILED	0		0	0	0
PRECINCT COMMITTEEMAN 612					
Vote for 1					
(WITH 1 OF 1 PRECINCTS COUNTED)					
David Ho.	92	100.00	88	4	0
Total	92		88	4	0

	TOTAL VOTES	%	ELECTION DAY	CENTRAL COUNT	PROV/GRACE
PRECINCT COMMITTEEMAN 613					
Vote for 1					
(WITH 1 OF 1 PRECINCTS COUNTED)					
NO CANDIDATE FILED	0		0	0	0
PRECINCT COMMITTEEMAN 614					
Vote for 1					
(WITH 1 OF 1 PRECINCTS COUNTED)					
NO CANDIDATE FILED	0		0	0	0
PRECINCT COMMITTEEMAN 615					
Vote for 1					
(WITH 1 OF 1 PRECINCTS COUNTED)					
NO CANDIDATE FILED	0		0	0	0
PRECINCT COMMITTEEMAN 616					
Vote for 1					
(WITH 1 OF 1 PRECINCTS COUNTED)					
Joe Carlisare	46	100.00	44	2	0
Total	46		44	2	0
PRECINCT COMMITTEEMAN 617					
Vote for 1					
(WITH 1 OF 1 PRECINCTS COUNTED)					
Timothy G. Gaffney	53	100.00	51	2	0
Total	53		51	2	0
PRECINCT COMMITTEEMAN 618					
Vote for 1					
(WITH 1 OF 1 PRECINCTS COUNTED)					
NO CANDIDATE FILED	0		0	0	0
PRECINCT COMMITTEEMAN 619					
Vote for 1					
(WITH 1 OF 1 PRECINCTS COUNTED)					
NO CANDIDATE FILED	0		0	0	0
PRECINCT COMMITTEEMAN 620					
Vote for 1					
(WITH 1 OF 1 PRECINCTS COUNTED)					
NO CANDIDATE FILED	0		0	0	0
PRECINCT COMMITTEEMAN 621					
Vote for 1					
(WITH 1 OF 1 PRECINCTS COUNTED)					
NO CANDIDATE FILED	0		0	0	0

	TOTAL VOTES	%	ELECTION DAY	CENTRAL COUNT	PROV/GRACE
PRECINCT COMMITTEEMAN 622					
Vote for 1					
(WITH 1 OF 1 PRECINCTS COUNTED)					
Edward D. Vojcak, Sr.	88	100.00	83	5	0
Total	88		83	5	0
PRECINCT COMMITTEEMAN 623					
Vote for 1					
(WITH 1 OF 1 PRECINCTS COUNTED)					
Jeffrey D. Spero	26	100.00	23	3	0
Total	26		23	3	0
PRECINCT COMMITTEEMAN 624					
Vote for 1					
(WITH 1 OF 1 PRECINCTS COUNTED)					
Robert Hennessy	95	100.00	90	5	0
Total	95		90	5	0
PRECINCT COMMITTEEMAN 625					
Vote for 1					
(WITH 1 OF 1 PRECINCTS COUNTED)					
NO CANDIDATE FILED	0		0	0	0
PRECINCT COMMITTEEMAN 626					
Vote for 1					
(WITH 1 OF 1 PRECINCTS COUNTED)					
Mary Ellen Michna.	82	100.00	75	7	0
Total	82		75	7	0
PRECINCT COMMITTEEMAN 627					
Vote for 1					
(WITH 1 OF 1 PRECINCTS COUNTED)					
NO CANDIDATE FILED	0		0	0	0
PRECINCT COMMITTEEMAN 628					
Vote for 1					
(WITH 1 OF 1 PRECINCTS COUNTED)					
NO CANDIDATE FILED	0		0	0	0
PRECINCT COMMITTEEMAN 629					
Vote for 1					
(WITH 1 OF 1 PRECINCTS COUNTED)					
NO CANDIDATE FILED	0		0	0	0
PRECINCT COMMITTEEMAN 630					
Vote for 1					
(WITH 1 OF 1 PRECINCTS COUNTED)					
NO CANDIDATE FILED	0		0	0	0

	TOTAL VOTES	%	ELECTION DAY	CENTRAL COUNT	PROV/GRACE
PRECINCT COMMITTEEMAN 631					
Vote for 1					
(WITH 1 OF 1 PRECINCTS COUNTED)					
NO CANDIDATE FILED	0		0	0	0
PRECINCT COMMITTEEMAN 632					
Vote for 1					
(WITH 1 OF 1 PRECINCTS COUNTED)					
NO CANDIDATE FILED	0		0	0	0
PRECINCT COMMITTEEMAN 633					
Vote for 1					
(WITH 1 OF 1 PRECINCTS COUNTED)					
NO CANDIDATE FILED	0		0	0	0
PRECINCT COMMITTEEMAN 634					
Vote for 1					
(WITH 1 OF 1 PRECINCTS COUNTED)					
Donald G. Keane, Jr.	37	100.00	37	0	0
Total	37		37	0	0
PRECINCT COMMITTEEMAN 635					
Vote for 1					
(WITH 1 OF 1 PRECINCTS COUNTED)					
NO CANDIDATE FILED	0		0	0	0
PRECINCT COMMITTEEMAN 636					
Vote for 1					
(WITH 1 OF 1 PRECINCTS COUNTED)					
NO CANDIDATE FILED	0		0	0	0
PRECINCT COMMITTEEMAN 637					
Vote for 1					
(WITH 1 OF 1 PRECINCTS COUNTED)					
NO CANDIDATE FILED	0		0	0	0
PRECINCT COMMITTEEMAN 638					
Vote for 1					
(WITH 1 OF 1 PRECINCTS COUNTED)					
Mary Louise Knoerzer	84	100.00	76	8	0
Total	84		76	8	0
PRECINCT COMMITTEEMAN 639					
Vote for 1					
(WITH 1 OF 1 PRECINCTS COUNTED)					
NO CANDIDATE FILED	0		0	0	0

	TOTAL VOTES	%	ELECTION DAY	CENTRAL COUNT	PROV/GRACE
PRECINCT COMMITTEEMAN 640					
Vote for 1					
(WITH 1 OF 1 PRECINCTS COUNTED)					
NO CANDIDATE FILED	0		0	0	0
PRECINCT COMMITTEEMAN 641					
Vote for 1					
(WITH 1 OF 1 PRECINCTS COUNTED)					
NO CANDIDATE FILED	0		0	0	0
PRECINCT COMMITTEEMAN 642					
Vote for 1					
(WITH 1 OF 1 PRECINCTS COUNTED)					
NO CANDIDATE FILED	0		0	0	0
PRECINCT COMMITTEEMAN 701					
Vote for 1					
(WITH 1 OF 1 PRECINCTS COUNTED)					
NO CANDIDATE FILED	0		0	0	0
PRECINCT COMMITTEEMAN 702					
Vote for 1					
(WITH 1 OF 1 PRECINCTS COUNTED)					
NO CANDIDATE FILED	0		0	0	0
PRECINCT COMMITTEEMAN 703					
Vote for 1					
(WITH 1 OF 1 PRECINCTS COUNTED)					
NO CANDIDATE FILED	0		0	0	0
PRECINCT COMMITTEEMAN 801					
Vote for 1					
(WITH 1 OF 1 PRECINCTS COUNTED)					
NO CANDIDATE FILED	0		0	0	0
PRECINCT COMMITTEEMAN 802					
Vote for 1					
(WITH 1 OF 1 PRECINCTS COUNTED)					
NO CANDIDATE FILED	0		0	0	0
PRECINCT COMMITTEEMAN 803					
Vote for 1					
(WITH 1 OF 1 PRECINCTS COUNTED)					
NO CANDIDATE FILED	0		0	0	0

	TOTAL VOTES	%	ELECTION DAY	CENTRAL COUNT	PROV/GRACE
PRECINCT COMMITTEEMAN 804					
Vote for 1					
(WITH 1 OF 1 PRECINCTS COUNTED)					
NO CANDIDATE FILED	0		0	0	0
PRECINCT COMMITTEEMAN 805					
Vote for 1					
(WITH 1 OF 1 PRECINCTS COUNTED)					
NO CANDIDATE FILED	0		0	0	0
PRECINCT COMMITTEEMAN 806					
Vote for 1					
(WITH 1 OF 1 PRECINCTS COUNTED)					
NO CANDIDATE FILED	0		0	0	0
PRECINCT COMMITTEEMAN 807					
Vote for 1					
(WITH 1 OF 1 PRECINCTS COUNTED)					
NO CANDIDATE FILED	0		0	0	0
PRECINCT COMMITTEEMAN 808					
Vote for 1					
(WITH 1 OF 1 PRECINCTS COUNTED)					
NO CANDIDATE FILED	0		0	0	0
PRECINCT COMMITTEEMAN 809					
Vote for 1					
(WITH 1 OF 1 PRECINCTS COUNTED)					
NO CANDIDATE FILED	0		0	0	0
PRECINCT COMMITTEEMAN 810					
Vote for 1					
(WITH 1 OF 1 PRECINCTS COUNTED)					
NO CANDIDATE FILED	0		0	0	0
PRECINCT COMMITTEEMAN 811					
Vote for 1					
(WITH 1 OF 1 PRECINCTS COUNTED)					
NO CANDIDATE FILED	0		0	0	0
PRECINCT COMMITTEEMAN 812					
Vote for 1					
(WITH 1 OF 1 PRECINCTS COUNTED)					
NO CANDIDATE FILED	0		0	0	0

	TOTAL VOTES	%	ELECTION DAY	CENTRAL COUNT	PROV/GRACE
PRECINCT COMMITTEEMAN 813					
Vote for 1					
(WITH 1 OF 1 PRECINCTS COUNTED)					
NO CANDIDATE FILED	0		0	0	0
PRECINCT COMMITTEEMAN 814					
Vote for 1					
(WITH 1 OF 1 PRECINCTS COUNTED)					
NO CANDIDATE FILED	0		0	0	0
PRECINCT COMMITTEEMAN 815					
Vote for 1					
(WITH 1 OF 1 PRECINCTS COUNTED)					
NO CANDIDATE FILED	0		0	0	0
PRECINCT COMMITTEEMAN 816					
Vote for 1					
(WITH 1 OF 1 PRECINCTS COUNTED)					
NO CANDIDATE FILED	0		0	0	0
PRECINCT COMMITTEEMAN 817					
Vote for 1					
(WITH 1 OF 1 PRECINCTS COUNTED)					
NO CANDIDATE FILED	0		0	0	0
PRECINCT COMMITTEEMAN 818					
Vote for 1					
(WITH 1 OF 1 PRECINCTS COUNTED)					
NO CANDIDATE FILED	0		0	0	0
PRECINCT COMMITTEEMAN 819					
Vote for 1					
(WITH 1 OF 1 PRECINCTS COUNTED)					
NO CANDIDATE FILED	0		0	0	0
PRECINCT COMMITTEEMAN 820					
Vote for 1					
(WITH 1 OF 1 PRECINCTS COUNTED)					
NO CANDIDATE FILED	0		0	0	0
PRECINCT COMMITTEEMAN 821					
Vote for 1					
(WITH 1 OF 1 PRECINCTS COUNTED)					
NO CANDIDATE FILED	0		0	0	0

	TOTAL VOTES	%	ELECTION DAY	CENTRAL COUNT	PROV/GRACE
PRECINCT COMMITTEEMAN 822					
Vote for 1					
(WITH 1 OF 1 PRECINCTS COUNTED)					
NO CANDIDATE FILED	0		0	0	0
PRECINCT COMMITTEEMAN 823					
Vote for 1					
(WITH 1 OF 1 PRECINCTS COUNTED)					
NO CANDIDATE FILED	0		0	0	0
PRECINCT COMMITTEEMAN 824					
Vote for 1					
(WITH 1 OF 1 PRECINCTS COUNTED)					
NO CANDIDATE FILED	0		0	0	0
PRECINCT COMMITTEEMAN 825					
Vote for 1					
(WITH 1 OF 1 PRECINCTS COUNTED)					
NO CANDIDATE FILED	0		0	0	0
PRECINCT COMMITTEEMAN 826					
Vote for 1					
(WITH 1 OF 1 PRECINCTS COUNTED)					
NO CANDIDATE FILED	0		0	0	0
PRECINCT COMMITTEEMAN 827					
Vote for 1					
(WITH 1 OF 1 PRECINCTS COUNTED)					
NO CANDIDATE FILED	0		0	0	0
PRECINCT COMMITTEEMAN 828					
Vote for 1					
(WITH 1 OF 1 PRECINCTS COUNTED)					
NO CANDIDATE FILED	0		0	0	0
PRECINCT COMMITTEEMAN 901					
Vote for 1					
(WITH 1 OF 1 PRECINCTS COUNTED)					
Lawrence M. Walsh, Jr.	64	100.00	59	5	0
Total	64		59	5	0
PRECINCT COMMITTEEMAN 902					
Vote for 1					
(WITH 1 OF 1 PRECINCTS COUNTED)					
Lawrence M. Walsh.	98	100.00	88	10	0
Total	98		88	10	0

	TOTAL VOTES	%	ELECTION DAY	CENTRAL COUNT	PROV/GRACE
PRECINCT COMMITTEEMAN 903					
Vote for 1					
(WITH 1 OF 1 PRECINCTS COUNTED)					
Terry Garvey	86	100.00	71	15	0
Total	86		71	15	0
PRECINCT COMMITTEEMAN 904					
Vote for 1					
(WITH 1 OF 1 PRECINCTS COUNTED)					
NO CANDIDATE FILED	0		0	0	0
PRECINCT COMMITTEEMAN 1001					
Vote for 1					
(WITH 1 OF 1 PRECINCTS COUNTED)					
James Murphy	63	100.00	46	17	0
Total	63		46	17	0
PRECINCT COMMITTEEMAN 1002					
Vote for 1					
(WITH 1 OF 1 PRECINCTS COUNTED)					
Beverly J. Edman	41	100.00	38	3	0
Total	41		38	3	0
PRECINCT COMMITTEEMAN 1003					
Vote for 1					
(WITH 1 OF 1 PRECINCTS COUNTED)					
NO CANDIDATE FILED	0		0	0	0
PRECINCT COMMITTEEMAN 1004					
Vote for 1					
(WITH 1 OF 1 PRECINCTS COUNTED)					
NO CANDIDATE FILED	0		0	0	0
PRECINCT COMMITTEEMAN 1005					
Vote for 1					
(WITH 1 OF 1 PRECINCTS COUNTED)					
NO CANDIDATE FILED	0		0	0	0
PRECINCT COMMITTEEMAN 1006					
Vote for 1					
(WITH 1 OF 1 PRECINCTS COUNTED)					
NO CANDIDATE FILED	0		0	0	0
PRECINCT COMMITTEEMAN 1007					
Vote for 1					
(WITH 1 OF 1 PRECINCTS COUNTED)					
NO CANDIDATE FILED	0		0	0	0

	TOTAL VOTES	%	ELECTION DAY	CENTRAL COUNT	PROV/GRACE
PRECINCT COMMITTEEMAN 1008					
Vote for 1					
(WITH 1 OF 1 PRECINCTS COUNTED)					
NO CANDIDATE FILED	0		0	0	0
PRECINCT COMMITTEEMAN 1009					
Vote for 1					
(WITH 1 OF 1 PRECINCTS COUNTED)					
NO CANDIDATE FILED	0		0	0	0
PRECINCT COMMITTEEMAN 1010					
Vote for 1					
(WITH 1 OF 1 PRECINCTS COUNTED)					
NO CANDIDATE FILED	0		0	0	0
PRECINCT COMMITTEEMAN 1011					
Vote for 1					
(WITH 1 OF 1 PRECINCTS COUNTED)					
John J. Boza	46	100.00	43	2	1
Total	46		43	2	1
PRECINCT COMMITTEEMAN 1012					
Vote for 1					
(WITH 1 OF 1 PRECINCTS COUNTED)					
Jeffery M. Wallace	92	100.00	83	7	2
Total	92		83	7	2
PRECINCT COMMITTEEMAN 1013					
Vote for 1					
(WITH 1 OF 1 PRECINCTS COUNTED)					
Timothy P. Carlin.	66	100.00	63	3	0
Total	66		63	3	0
PRECINCT COMMITTEEMAN 1014					
Vote for 1					
(WITH 1 OF 1 PRECINCTS COUNTED)					
George Loren Hicks	65	100.00	57	7	1
Total	65		57	7	1
PRECINCT COMMITTEEMAN 1015					
Vote for 1					
(WITH 1 OF 1 PRECINCTS COUNTED)					
NO CANDIDATE FILED	0		0	0	0
PRECINCT COMMITTEEMAN 1016					
Vote for 1					
(WITH 1 OF 1 PRECINCTS COUNTED)					
Christine Lunningham.	49	100.00	45	4	0
Total	49		45	4	0

	TOTAL VOTES	%	ELECTION DAY	CENTRAL COUNT	PROV/GRACE
PRECINCT COMMITTEEMAN 1017					
Vote for 1					
(WITH 1 OF 1 PRECINCTS COUNTED)					
NO CANDIDATE FILED	0		0	0	0
PRECINCT COMMITTEEMAN 1018					
Vote for 1					
(WITH 1 OF 1 PRECINCTS COUNTED)					
NO CANDIDATE FILED	0		0	0	0
PRECINCT COMMITTEEMAN 1019					
Vote for 1					
(WITH 1 OF 1 PRECINCTS COUNTED)					
NO CANDIDATE FILED	0		0	0	0
PRECINCT COMMITTEEMAN 1020					
Vote for 1					
(WITH 1 OF 1 PRECINCTS COUNTED)					
Joseph M. Babich	47	100.00	41	3	3
Total	47		41	3	3
PRECINCT COMMITTEEMAN 1021					
Vote for 1					
(WITH 1 OF 1 PRECINCTS COUNTED)					
NO CANDIDATE FILED	0		0	0	0
PRECINCT COMMITTEEMAN 1022					
Vote for 1					
(WITH 1 OF 1 PRECINCTS COUNTED)					
William L. Gasty.	58	100.00	52	6	0
Total	58		52	6	0
PRECINCT COMMITTEEMAN 1023					
Vote for 1					
(WITH 1 OF 1 PRECINCTS COUNTED)					
Daniel J. Maher	89	100.00	81	8	0
Total	89		81	8	0
PRECINCT COMMITTEEMAN 1024					
Vote for 1					
(WITH 1 OF 1 PRECINCTS COUNTED)					
NO CANDIDATE FILED	0		0	0	0
PRECINCT COMMITTEEMAN 1025					
Vote for 1					
(WITH 1 OF 1 PRECINCTS COUNTED)					
NO CANDIDATE FILED	0		0	0	0

	TOTAL VOTES	%	ELECTION DAY	CENTRAL COUNT	PROV/GRACE
PRECINCT COMMITTEEMAN 1026					
Vote for 1					
(WITH 1 OF 1 PRECINCTS COUNTED)					
Suzanne M. Adamic-Albert	78	100.00	76	1	1
Total	78		76	1	1
PRECINCT COMMITTEEMAN 1027					
Vote for 1					
(WITH 1 OF 1 PRECINCTS COUNTED)					
NO CANDIDATE FILED	0		0	0	0
PRECINCT COMMITTEEMAN 1028					
Vote for 1					
(WITH 1 OF 1 PRECINCTS COUNTED)					
Robert F. Wisniewski	57	100.00	49	7	1
Total	57		49	7	1
PRECINCT COMMITTEEMAN 1029					
Vote for 1					
(WITH 1 OF 1 PRECINCTS COUNTED)					
Daniel L. Vera	68	100.00	65	2	1
Total	68		65	2	1
PRECINCT COMMITTEEMAN 1030					
Vote for 1					
(WITH 1 OF 1 PRECINCTS COUNTED)					
NO CANDIDATE FILED	0		0	0	0
PRECINCT COMMITTEEMAN 1031					
Vote for 1					
(WITH 1 OF 1 PRECINCTS COUNTED)					
Matt Ryan	56	100.00	51	4	1
Total	56		51	4	1
PRECINCT COMMITTEEMAN 1032					
Vote for 1					
(WITH 1 OF 1 PRECINCTS COUNTED)					
Nicole J. Edgar	62	100.00	57	2	3
Total	62		57	2	3
PRECINCT COMMITTEEMAN 1033					
Vote for 1					
(WITH 1 OF 1 PRECINCTS COUNTED)					
NO CANDIDATE FILED	0		0	0	0
PRECINCT COMMITTEEMAN 1034					
Vote for 1					
(WITH 1 OF 1 PRECINCTS COUNTED)					
NO CANDIDATE FILED	0		0	0	0

	TOTAL VOTES	%	ELECTION DAY	CENTRAL COUNT	PROV/GRACE
PRECINCT COMMITTEEMAN 1035					
Vote for 1					
(WITH 1 OF 1 PRECINCTS COUNTED)					
NO CANDIDATE FILED	0		0	0	0
PRECINCT COMMITTEEMAN 1036					
Vote for 1					
(WITH 1 OF 1 PRECINCTS COUNTED)					
NO CANDIDATE FILED	0		0	0	0
PRECINCT COMMITTEEMAN 1037					
Vote for 1					
(WITH 1 OF 1 PRECINCTS COUNTED)					
TheIma Kirkland	83	100.00	78	5	0
Total	83		78	5	0
PRECINCT COMMITTEEMAN 1038					
Vote for 1					
(WITH 1 OF 1 PRECINCTS COUNTED)					
John C. Sullivan	66	100.00	63	2	1
Total	66		63	2	1
PRECINCT COMMITTEEMAN 1039					
Vote for 1					
(WITH 1 OF 1 PRECINCTS COUNTED)					
William R. Palmer.	101	100.00	94	5	2
Total	101		94	5	2
PRECINCT COMMITTEEMAN 1040					
Vote for 1					
(WITH 1 OF 1 PRECINCTS COUNTED)					
Suzanne F. Bustin.	83	100.00	78	5	0
Total	83		78	5	0
PRECINCT COMMITTEEMAN 1041					
Vote for 1					
(WITH 1 OF 1 PRECINCTS COUNTED)					
Denise E. Winfrey.	85	100.00	60	25	0
Total	85		60	25	0
PRECINCT COMMITTEEMAN 1042					
Vote for 1					
(WITH 1 OF 1 PRECINCTS COUNTED)					
NO CANDIDATE FILED	0		0	0	0
PRECINCT COMMITTEEMAN 1043					
Vote for 1					
(WITH 1 OF 1 PRECINCTS COUNTED)					
NO CANDIDATE FILED	0		0	0	0

	TOTAL VOTES	%	ELECTION DAY	CENTRAL COUNT	PROV/GRACE
PRECINCT COMMITTEEMAN 1044					
Vote for 1					
(WITH 1 OF 1 PRECINCTS COUNTED)					
NO CANDIDATE FILED	0		0	0	0
PRECINCT COMMITTEEMAN 1045					
Vote for 1					
(WITH 1 OF 1 PRECINCTS COUNTED)					
NO CANDIDATE FILED	0		0	0	0
PRECINCT COMMITTEEMAN 1046					
Vote for 1					
(WITH 1 OF 1 PRECINCTS COUNTED)					
NO CANDIDATE FILED	0		0	0	0
PRECINCT COMMITTEEMAN 1047					
Vote for 1					
(WITH 1 OF 1 PRECINCTS COUNTED)					
NO CANDIDATE FILED	0		0	0	0
PRECINCT COMMITTEEMAN 1048					
Vote for 1					
(WITH 1 OF 1 PRECINCTS COUNTED)					
NO CANDIDATE FILED	0		0	0	0
PRECINCT COMMITTEEMAN 1049					
Vote for 1					
(WITH 1 OF 1 PRECINCTS COUNTED)					
NO CANDIDATE FILED	0		0	0	0
PRECINCT COMMITTEEMAN 1050					
Vote for 1					
(WITH 1 OF 1 PRECINCTS COUNTED)					
NO CANDIDATE FILED	0		0	0	0
PRECINCT COMMITTEEMAN 1051					
Vote for 1					
(WITH 1 OF 1 PRECINCTS COUNTED)					
Consuela Elizabeth Bishop	50	100.00	42	8	0
Total	50		42	8	0
PRECINCT COMMITTEEMAN 1052					
Vote for 1					
(WITH 1 OF 1 PRECINCTS COUNTED)					
NO CANDIDATE FILED	0		0	0	0

	TOTAL VOTES	%	ELECTION DAY	CENTRAL COUNT	PROV/GRACE
PRECINCT COMMITTEEMAN 1053					
Vote for 1					
(WITH 1 OF 1 PRECINCTS COUNTED)					
NO CANDIDATE FILED	0		0	0	0
PRECINCT COMMITTEEMAN 1054					
Vote for 1					
(WITH 1 OF 1 PRECINCTS COUNTED)					
NO CANDIDATE FILED	0		0	0	0
PRECINCT COMMITTEEMAN 1055					
Vote for 1					
(WITH 1 OF 1 PRECINCTS COUNTED)					
NO CANDIDATE FILED	0		0	0	0
PRECINCT COMMITTEEMAN 1056					
Vote for 1					
(WITH 1 OF 1 PRECINCTS COUNTED)					
Susie Barber	86	100.00	80	6	0
Total	86		80	6	0
PRECINCT COMMITTEEMAN 1057					
Vote for 1					
(WITH 1 OF 1 PRECINCTS COUNTED)					
NO CANDIDATE FILED	0		0	0	0
PRECINCT COMMITTEEMAN 1058					
Vote for 1					
(WITH 1 OF 1 PRECINCTS COUNTED)					
NO CANDIDATE FILED	0		0	0	0
PRECINCT COMMITTEEMAN 1059					
Vote for 1					
(WITH 1 OF 1 PRECINCTS COUNTED)					
Mary Agnes Maloney	61	100.00	54	7	0
Total	61		54	7	0
PRECINCT COMMITTEEMAN 1060					
Vote for 1					
(WITH 1 OF 1 PRECINCTS COUNTED)					
Shannon Tipton.	31	100.00	30	1	0
Total	31		30	1	0
PRECINCT COMMITTEEMAN 1061					
Vote for 1					
(WITH 1 OF 1 PRECINCTS COUNTED)					
NO CANDIDATE FILED	0		0	0	0

	TOTAL VOTES	%	ELECTION DAY	CENTRAL COUNT	PROV/GRACE
PRECINCT COMMITTEEMAN 1062					
Vote for 1					
(WITH 1 OF 1 PRECINCTS COUNTED)					
NO CANDIDATE FILED	0		0	0	0
PRECINCT COMMITTEEMAN 1063					
Vote for 1					
(WITH 1 OF 1 PRECINCTS COUNTED)					
NO CANDIDATE FILED	0		0	0	0
PRECINCT COMMITTEEMAN 1064					
Vote for 1					
(WITH 1 OF 1 PRECINCTS COUNTED)					
NO CANDIDATE FILED	0		0	0	0
PRECINCT COMMITTEEMAN 1101					
Vote for 1					
(WITH 1 OF 1 PRECINCTS COUNTED)					
NO CANDIDATE FILED	0		0	0	0
PRECINCT COMMITTEEMAN 1102					
Vote for 1					
(WITH 1 OF 1 PRECINCTS COUNTED)					
John (Jack) Picciolo	53	100.00	45	7	1
Total	53		45	7	1
PRECINCT COMMITTEEMAN 1103					
Vote for 1					
(WITH 1 OF 1 PRECINCTS COUNTED)					
Michael K. Greenan	81	100.00	73	8	0
Total	81		73	8	0
PRECINCT COMMITTEEMAN 1104					
Vote for 1					
(WITH 1 OF 1 PRECINCTS COUNTED)					
Lisa Lovelace	50	100.00	46	3	1
Total	50		46	3	1
PRECINCT COMMITTEEMAN 1105					
Vote for 1					
(WITH 1 OF 1 PRECINCTS COUNTED)					
NO CANDIDATE FILED	0		0	0	0
PRECINCT COMMITTEEMAN 1106					
Vote for 1					
(WITH 1 OF 1 PRECINCTS COUNTED)					
Joe L. Tucker, Sr.	78	100.00	76	2	0
Total	78		76	2	0

ABSTRACT OF VOTES

WILL COUNTY, ILLINOIS
 GENERAL PRIMARY ELECTION
 FEBRUARY 2, 2010
 DEMOCRATIC

OFFICIAL RESULTS

	TOTAL VOTES	%	ELECTION DAY	CENTRAL COUNT	PROV/GRACE
PRECINCT COMMITTEEMAN 1107					
Vote for 1					
(WITH 1 OF 1 PRECINCTS COUNTED)					
Henry Travis	82	100.00	77	3	2
Total	82		77	3	2
PRECINCT COMMITTEEMAN 1108					
Vote for 1					
(WITH 1 OF 1 PRECINCTS COUNTED)					
Raymond A. Sempinski	80	100.00	77	3	0
Total	80		77	3	0
PRECINCT COMMITTEEMAN 1109					
Vote for 1					
(WITH 1 OF 1 PRECINCTS COUNTED)					
Frederick R. Redell	135	100.00	126	9	0
Total	135		126	9	0
PRECINCT COMMITTEEMAN 1110					
Vote for 1					
(WITH 1 OF 1 PRECINCTS COUNTED)					
Raymond R. Soliman	80	100.00	77	3	0
Total	80		77	3	0
PRECINCT COMMITTEEMAN 1111					
Vote for 1					
(WITH 1 OF 1 PRECINCTS COUNTED)					
Frank Rasmusson	47	100.00	44	3	0
Total	47		44	3	0
PRECINCT COMMITTEEMAN 1112					
Vote for 1					
(WITH 1 OF 1 PRECINCTS COUNTED)					
NO CANDIDATE FILED	0		0	0	0
PRECINCT COMMITTEEMAN 1113					
Vote for 1					
(WITH 1 OF 1 PRECINCTS COUNTED)					
Charles L. Misiurewicz	56	100.00	51	3	2
Total	56		51	3	2
PRECINCT COMMITTEEMAN 1114					
Vote for 1					
(WITH 1 OF 1 PRECINCTS COUNTED)					
Ronald R. Alberico	72	100.00	61	10	1
Total	72		61	10	1

	TOTAL VOTES	%	ELECTION DAY	CENTRAL COUNT	PROV/GRACE
PRECINCT COMMITTEEMAN 1115					
Vote for 1					
(WITH 1 OF 1 PRECINCTS COUNTED)					
Danny L. Gaddis, Jr.	76	100.00	70	5	1
Total	76		70	5	1
PRECINCT COMMITTEEMAN 1116					
Vote for 1					
(WITH 1 OF 1 PRECINCTS COUNTED)					
Charles E. Pastore	57	100.00	50	7	0
Total	57		50	7	0
PRECINCT COMMITTEEMAN 1117					
Vote for 1					
(WITH 1 OF 1 PRECINCTS COUNTED)					
Jason Ozbolt	59	100.00	53	6	0
Total	59		53	6	0
PRECINCT COMMITTEEMAN 1118					
Vote for 1					
(WITH 1 OF 1 PRECINCTS COUNTED)					
NO CANDIDATE FILED	0		0	0	0
PRECINCT COMMITTEEMAN 1119					
Vote for 1					
(WITH 1 OF 1 PRECINCTS COUNTED)					
Judy Gale Batusich	95	100.00	88	6	1
Total	95		88	6	1
PRECINCT COMMITTEEMAN 1120					
Vote for 1					
(WITH 1 OF 1 PRECINCTS COUNTED)					
NO CANDIDATE FILED	0		0	0	0
PRECINCT COMMITTEEMAN 1121					
Vote for 1					
(WITH 1 OF 1 PRECINCTS COUNTED)					
Sharon L. Morelli.	76	100.00	71	5	0
Total	76		71	5	0
PRECINCT COMMITTEEMAN 1122					
Vote for 1					
(WITH 1 OF 1 PRECINCTS COUNTED)					
Jack Waxweiler.	87	100.00	77	9	1
Total	87		77	9	1

	TOTAL VOTES	%	ELECTION DAY	CENTRAL COUNT	PROV/GRACE
PRECINCT COMMITTEEMAN 1123					
Vote for 1					
(WITH 1 OF 1 PRECINCTS COUNTED)					
NO CANDIDATE FILED	0		0	0	0
PRECINCT COMMITTEEMAN 1124					
Vote for 1					
(WITH 1 OF 1 PRECINCTS COUNTED)					
NO CANDIDATE FILED	0		0	0	0
PRECINCT COMMITTEEMAN 1125					
Vote for 1					
(WITH 1 OF 1 PRECINCTS COUNTED)					
Norbert Likar	87	100.00	82	4	1
Total	87		82	4	1
PRECINCT COMMITTEEMAN 1126					
Vote for 1					
(WITH 1 OF 1 PRECINCTS COUNTED)					
NO CANDIDATE FILED	0		0	0	0
PRECINCT COMMITTEEMAN 1127					
Vote for 1					
(WITH 1 OF 1 PRECINCTS COUNTED)					
NO CANDIDATE FILED	0		0	0	0
PRECINCT COMMITTEEMAN 1128					
Vote for 1					
(WITH 1 OF 1 PRECINCTS COUNTED)					
George J. Mushro	81	100.00	73	8	0
Total	81		73	8	0
PRECINCT COMMITTEEMAN 1129					
Vote for 1					
(WITH 1 OF 1 PRECINCTS COUNTED)					
NO CANDIDATE FILED	0		0	0	0
PRECINCT COMMITTEEMAN 1130					
Vote for 1					
(WITH 1 OF 1 PRECINCTS COUNTED)					
NO CANDIDATE FILED	0		0	0	0
PRECINCT COMMITTEEMAN 1131					
Vote for 1					
(WITH 1 OF 1 PRECINCTS COUNTED)					
NO CANDIDATE FILED	0		0	0	0

	TOTAL VOTES	%	ELECTION DAY	CENTRAL COUNT	PROV/GRACE
PRECINCT COMMITTEEMAN 1132					
Vote for 1					
(WITH 1 OF 1 PRECINCTS COUNTED)					
Daniel Goodman.	69	100.00	66	2	1
Total	69		66	2	1
PRECINCT COMMITTEEMAN 1133					
Vote for 1					
(WITH 1 OF 1 PRECINCTS COUNTED)					
NO CANDIDATE FILED	0		0	0	0
PRECINCT COMMITTEEMAN 1134					
Vote for 1					
(WITH 1 OF 1 PRECINCTS COUNTED)					
NO CANDIDATE FILED	0		0	0	0
PRECINCT COMMITTEEMAN 1135					
Vote for 1					
(WITH 1 OF 1 PRECINCTS COUNTED)					
Andy Goitia.	209	77.12	176	32	1
Gail E. Raucci.	62	22.88	52	10	0
Total	271		228	42	1
PRECINCT COMMITTEEMAN 1136					
Vote for 1					
(WITH 1 OF 1 PRECINCTS COUNTED)					
NO CANDIDATE FILED	0		0	0	0
PRECINCT COMMITTEEMAN 1137					
Vote for 1					
(WITH 1 OF 1 PRECINCTS COUNTED)					
Olayiwola Akande	75	100.00	73	1	1
Total	75		73	1	1
PRECINCT COMMITTEEMAN 1201					
Vote for 1					
(WITH 1 OF 1 PRECINCTS COUNTED)					
NO CANDIDATE FILED	0		0	0	0
PRECINCT COMMITTEEMAN 1202					
Vote for 1					
(WITH 1 OF 1 PRECINCTS COUNTED)					
NO CANDIDATE FILED	0		0	0	0
PRECINCT COMMITTEEMAN 1203					
Vote for 1					
(WITH 1 OF 1 PRECINCTS COUNTED)					
NO CANDIDATE FILED	0		0	0	0

	TOTAL VOTES	%	ELECTION DAY	CENTRAL COUNT	PROV/GRACE
PRECINCT COMMITTEEMAN 1204					
Vote for 1					
(WITH 1 OF 1 PRECINCTS COUNTED)					
NO CANDIDATE FILED	0		0	0	0
PRECINCT COMMITTEEMAN 1205					
Vote for 1					
(WITH 1 OF 1 PRECINCTS COUNTED)					
NO CANDIDATE FILED	0		0	0	0
PRECINCT COMMITTEEMAN 1301					
Vote for 1					
(WITH 1 OF 1 PRECINCTS COUNTED)					
NO CANDIDATE FILED	0		0	0	0
PRECINCT COMMITTEEMAN 1302					
Vote for 1					
(WITH 1 OF 1 PRECINCTS COUNTED)					
NO CANDIDATE FILED	0		0	0	0
WRITE-IN.	9	100.00	7	2	0
Total	9		7	2	0
PRECINCT COMMITTEEMAN 1303					
Vote for 1					
(WITH 1 OF 1 PRECINCTS COUNTED)					
NO CANDIDATE FILED	0		0	0	0
PRECINCT COMMITTEEMAN 1304					
Vote for 1					
(WITH 1 OF 1 PRECINCTS COUNTED)					
NO CANDIDATE FILED	0		0	0	0
WRITE-IN.	11	100.00	11	0	0
Total	11		11	0	0
PRECINCT COMMITTEEMAN 1305					
Vote for 1					
(WITH 1 OF 1 PRECINCTS COUNTED)					
NO CANDIDATE FILED	0		0	0	0
WRITE-IN.	33	100.00	32	1	0
Total	33		32	1	0
PRECINCT COMMITTEEMAN 1306					
Vote for 1					
(WITH 1 OF 1 PRECINCTS COUNTED)					
NO CANDIDATE FILED	0		0	0	0
WRITE-IN.	17	100.00	13	4	0
Total	17		13	4	0

	TOTAL VOTES	%	ELECTION DAY	CENTRAL COUNT	PROV/GRACE
PRECINCT COMMITTEEMAN 1307					
Vote for 1					
(WITH 1 OF 1 PRECINCTS COUNTED)					
NO CANDIDATE FILED	0		0	0	0
WRITE-IN.	15	100.00	14	1	0
Total	15		14	1	0
PRECINCT COMMITTEEMAN 1308					
Vote for 1					
(WITH 1 OF 1 PRECINCTS COUNTED)					
NO CANDIDATE FILED	0		0	0	0
PRECINCT COMMITTEEMAN 1309					
Vote for 1					
(WITH 1 OF 1 PRECINCTS COUNTED)					
NO CANDIDATE FILED	0		0	0	0
WRITE-IN.	10	100.00	10	0	0
Total	10		10	0	0
PRECINCT COMMITTEEMAN 1310					
Vote for 1					
(WITH 1 OF 1 PRECINCTS COUNTED)					
NO CANDIDATE FILED	0		0	0	0
PRECINCT COMMITTEEMAN 1311					
Vote for 1					
(WITH 1 OF 1 PRECINCTS COUNTED)					
NO CANDIDATE FILED	0		0	0	0
WRITE-IN.	10	100.00	9	1	0
Total	10		9	1	0
PRECINCT COMMITTEEMAN 1312					
Vote for 1					
(WITH 1 OF 1 PRECINCTS COUNTED)					
NO CANDIDATE FILED	0		0	0	0
PRECINCT COMMITTEEMAN 1401					
Vote for 1					
(WITH 1 OF 1 PRECINCTS COUNTED)					
NO CANDIDATE FILED	0		0	0	0
PRECINCT COMMITTEEMAN 1402					
Vote for 1					
(WITH 1 OF 1 PRECINCTS COUNTED)					
NO CANDIDATE FILED	0		0	0	0

	TOTAL VOTES	%	ELECTION DAY	CENTRAL COUNT	PROV/GRACE
PRECINCT COMMITTEEMAN 1403					
Vote for 1					
(WITH 1 OF 1 PRECINCTS COUNTED)					
NO CANDIDATE FILED	0		0	0	0
PRECINCT COMMITTEEMAN 1404					
Vote for 1					
(WITH 1 OF 1 PRECINCTS COUNTED)					
Scott Pyles.	53	100.00	48	5	0
Total	53		48	5	0
PRECINCT COMMITTEEMAN 1405					
Vote for 1					
(WITH 1 OF 1 PRECINCTS COUNTED)					
NO CANDIDATE FILED	0		0	0	0
PRECINCT COMMITTEEMAN 1406					
Vote for 1					
(WITH 1 OF 1 PRECINCTS COUNTED)					
NO CANDIDATE FILED	0		0	0	0
PRECINCT COMMITTEEMAN 1407					
Vote for 1					
(WITH 1 OF 1 PRECINCTS COUNTED)					
NO CANDIDATE FILED	0		0	0	0
PRECINCT COMMITTEEMAN 1408					
Vote for 1					
(WITH 1 OF 1 PRECINCTS COUNTED)					
NO CANDIDATE FILED	0		0	0	0
PRECINCT COMMITTEEMAN 1409					
Vote for 1					
(WITH 1 OF 1 PRECINCTS COUNTED)					
NO CANDIDATE FILED	0		0	0	0
PRECINCT COMMITTEEMAN 1410					
Vote for 1					
(WITH 1 OF 1 PRECINCTS COUNTED)					
NO CANDIDATE FILED	0		0	0	0
PRECINCT COMMITTEEMAN 1411					
Vote for 1					
(WITH 1 OF 1 PRECINCTS COUNTED)					
NO CANDIDATE FILED	0		0	0	0

	TOTAL VOTES	%	ELECTION DAY CENTRAL COUNT	PROV/GRACE
PRECINCT COMMITTEEMAN 1412				
Vote for 1				
(WITH 1 OF 1 PRECINCTS COUNTED)				
NO CANDIDATE FILED	0		0	0
PRECINCT COMMITTEEMAN 1413				
Vote for 1				
(WITH 1 OF 1 PRECINCTS COUNTED)				
NO CANDIDATE FILED	0		0	0
PRECINCT COMMITTEEMAN 1414				
Vote for 1				
(WITH 1 OF 1 PRECINCTS COUNTED)				
NO CANDIDATE FILED	0		0	0
PRECINCT COMMITTEEMAN 1415				
Vote for 1				
(WITH 1 OF 1 PRECINCTS COUNTED)				
NO CANDIDATE FILED	0		0	0
PRECINCT COMMITTEEMAN 1416				
Vote for 1				
(WITH 1 OF 1 PRECINCTS COUNTED)				
NO CANDIDATE FILED	0		0	0
PRECINCT COMMITTEEMAN 1417				
Vote for 1				
(WITH 1 OF 1 PRECINCTS COUNTED)				
NO CANDIDATE FILED	0		0	0
PRECINCT COMMITTEEMAN 1418				
Vote for 1				
(WITH 1 OF 1 PRECINCTS COUNTED)				
NO CANDIDATE FILED	0		0	0
PRECINCT COMMITTEEMAN 1419				
Vote for 1				
(WITH 1 OF 1 PRECINCTS COUNTED)				
NO CANDIDATE FILED	0		0	0
PRECINCT COMMITTEEMAN 1420				
Vote for 1				
(WITH 1 OF 1 PRECINCTS COUNTED)				
NO CANDIDATE FILED	0		0	0

	TOTAL VOTES	%	ELECTION DAY	CENTRAL COUNT	PROV/GRACE
PRECINCT COMMITTEEMAN 1421					
Vote for 1					
(WITH 1 OF 1 PRECINCTS COUNTED)					
NO CANDIDATE FILED	0		0	0	0
PRECINCT COMMITTEEMAN 1422					
Vote for 1					
(WITH 1 OF 1 PRECINCTS COUNTED)					
James P. Stevenson	60	100.00	55	4	1
Total	60		55	4	1
PRECINCT COMMITTEEMAN 1423					
Vote for 1					
(WITH 1 OF 1 PRECINCTS COUNTED)					
NO CANDIDATE FILED	0		0	0	0
PRECINCT COMMITTEEMAN 1424					
Vote for 1					
(WITH 1 OF 1 PRECINCTS COUNTED)					
NO CANDIDATE FILED	0		0	0	0
PRECINCT COMMITTEEMAN 1425					
Vote for 1					
(WITH 1 OF 1 PRECINCTS COUNTED)					
NO CANDIDATE FILED	0		0	0	0
PRECINCT COMMITTEEMAN 1426					
Vote for 1					
(WITH 1 OF 1 PRECINCTS COUNTED)					
NO CANDIDATE FILED	0		0	0	0
PRECINCT COMMITTEEMAN 1427					
Vote for 1					
(WITH 1 OF 1 PRECINCTS COUNTED)					
NO CANDIDATE FILED	0		0	0	0
PRECINCT COMMITTEEMAN 1428					
Vote for 1					
(WITH 1 OF 1 PRECINCTS COUNTED)					
NO CANDIDATE FILED	0		0	0	0
PRECINCT COMMITTEEMAN 1429					
Vote for 1					
(WITH 1 OF 1 PRECINCTS COUNTED)					
NO CANDIDATE FILED	0		0	0	0

	TOTAL VOTES	%	ELECTION DAY	CENTRAL COUNT	PROV/GRACE
PRECINCT COMMITTEEMAN 1430					
Vote for 1					
(WITH 1 OF 1 PRECINCTS COUNTED)					
NO CANDIDATE FILED	0		0	0	0
PRECINCT COMMITTEEMAN 1501					
Vote for 1					
(WITH 1 OF 1 PRECINCTS COUNTED)					
NO CANDIDATE FILED	0		0	0	0
PRECINCT COMMITTEEMAN 1502					
Vote for 1					
(WITH 1 OF 1 PRECINCTS COUNTED)					
NO CANDIDATE FILED	0		0	0	0
PRECINCT COMMITTEEMAN 1503					
Vote for 1					
(WITH 1 OF 1 PRECINCTS COUNTED)					
NO CANDIDATE FILED	0		0	0	0
PRECINCT COMMITTEEMAN 1601					
Vote for 1					
(WITH 1 OF 1 PRECINCTS COUNTED)					
Constantine "Dac" Dactelides	34	100.00	25	9	0
Total	34		25	9	0
PRECINCT COMMITTEEMAN 1602					
Vote for 1					
(WITH 1 OF 1 PRECINCTS COUNTED)					
NO CANDIDATE FILED	0		0	0	0
PRECINCT COMMITTEEMAN 1603					
Vote for 1					
(WITH 1 OF 1 PRECINCTS COUNTED)					
Michael "Mike" Keniley	30	100.00	28	2	0
Total	30		28	2	0
PRECINCT COMMITTEEMAN 1604					
Vote for 1					
(WITH 1 OF 1 PRECINCTS COUNTED)					
NO CANDIDATE FILED	0		0	0	0
PRECINCT COMMITTEEMAN 1605					
Vote for 1					
(WITH 1 OF 1 PRECINCTS COUNTED)					
Ronald Voll	84	67.20	79	5	0
Juanita Elaine Bice	41	32.80	38	3	0
Total	125		117	8	0

	TOTAL VOTES	%	ELECTION DAY	CENTRAL COUNT	PROV/GRACE
PRECINCT COMMITTEEMAN 1606					
Vote for 1					
(WITH 1 OF 1 PRECINCTS COUNTED)					
Stanley Paulauskas	48	100.00	40	8	0
Total	48		40	8	0
PRECINCT COMMITTEEMAN 1607					
Vote for 1					
(WITH 1 OF 1 PRECINCTS COUNTED)					
Carolyn S. Nichols	52	100.00	49	3	0
Total	52		49	3	0
PRECINCT COMMITTEEMAN 1608					
Vote for 1					
(WITH 1 OF 1 PRECINCTS COUNTED)					
Joseph "Skip" Begley.	61	100.00	58	1	2
Total	61		58	1	2
PRECINCT COMMITTEEMAN 1609					
Vote for 1					
(WITH 1 OF 1 PRECINCTS COUNTED)					
Cindy Sears.	61	100.00	58	3	0
Total	61		58	3	0
PRECINCT COMMITTEEMAN 1610					
Vote for 1					
(WITH 1 OF 1 PRECINCTS COUNTED)					
NO CANDIDATE FILED	0		0	0	0
PRECINCT COMMITTEEMAN 1611					
Vote for 1					
(WITH 1 OF 1 PRECINCTS COUNTED)					
NO CANDIDATE FILED	0		0	0	0
PRECINCT COMMITTEEMAN 1612					
Vote for 1					
(WITH 1 OF 1 PRECINCTS COUNTED)					
Ryan D. Lafler.	61	100.00	56	5	0
Total	61		56	5	0
PRECINCT COMMITTEEMAN 1613					
Vote for 1					
(WITH 1 OF 1 PRECINCTS COUNTED)					
Garry McCarthy.	28	100.00	26	2	0
Total	28		26	2	0

	TOTAL VOTES	%	ELECTION DAY	CENTRAL COUNT	PROV/GRACE
PRECINCT COMMITTEEMAN 1614					
Vote for 1					
(WITH 1 OF 1 PRECINCTS COUNTED)					
Tim Reilly	57	100.00	54	2	1
Total	57		54	2	1
PRECINCT COMMITTEEMAN 1615					
Vote for 1					
(WITH 1 OF 1 PRECINCTS COUNTED)					
John H. Cryder, Jr.	42	100.00	40	2	0
Total	42		40	2	0
PRECINCT COMMITTEEMAN 1616					
Vote for 1					
(WITH 1 OF 1 PRECINCTS COUNTED)					
NO CANDIDATE FILED	0		0	0	0
PRECINCT COMMITTEEMAN 1617					
Vote for 1					
(WITH 1 OF 1 PRECINCTS COUNTED)					
James Rago	51	100.00	48	2	1
Total	51		48	2	1
PRECINCT COMMITTEEMAN 1618					
Vote for 1					
(WITH 1 OF 1 PRECINCTS COUNTED)					
Michael Lisek	22	100.00	22	0	0
Total	22		22	0	0
PRECINCT COMMITTEEMAN 1619					
Vote for 1					
(WITH 1 OF 1 PRECINCTS COUNTED)					
Fred Cortright.	48	58.54	44	4	0
Irene Wittke	34	41.46	31	3	0
Total	82		75	7	0
PRECINCT COMMITTEEMAN 1620					
Vote for 1					
(WITH 1 OF 1 PRECINCTS COUNTED)					
Kathleen Vrakas	20	100.00	18	2	0
Total	20		18	2	0
PRECINCT COMMITTEEMAN 1621					
Vote for 1					
(WITH 1 OF 1 PRECINCTS COUNTED)					
Dennis F. Rio	39	100.00	35	4	0
Total	39		35	4	0

	TOTAL VOTES	%	ELECTION DAY	CENTRAL COUNT	PROV/GRACE
PRECINCT COMMITTEEMAN 1622					
Vote for 1					
(WITH 1 OF 1 PRECINCTS COUNTED)					
NO CANDIDATE FILED	0		0	0	0
PRECINCT COMMITTEEMAN 1623					
Vote for 1					
(WITH 1 OF 1 PRECINCTS COUNTED)					
NO CANDIDATE FILED	0		0	0	0
PRECINCT COMMITTEEMAN 1624					
Vote for 1					
(WITH 1 OF 1 PRECINCTS COUNTED)					
NO CANDIDATE FILED	0		0	0	0
PRECINCT COMMITTEEMAN 1625					
Vote for 1					
(WITH 1 OF 1 PRECINCTS COUNTED)					
NO CANDIDATE FILED	0		0	0	0
PRECINCT COMMITTEEMAN 1626					
Vote for 1					
(WITH 1 OF 1 PRECINCTS COUNTED)					
Mark Rowzee.	69	100.00	64	5	0
Total	69		64	5	0
PRECINCT COMMITTEEMAN 1627					
Vote for 1					
(WITH 1 OF 1 PRECINCTS COUNTED)					
NO CANDIDATE FILED	0		0	0	0
PRECINCT COMMITTEEMAN 1628					
Vote for 1					
(WITH 1 OF 1 PRECINCTS COUNTED)					
Alie Kabba	44	100.00	42	2	0
Total	44		42	2	0
PRECINCT COMMITTEEMAN 1629					
Vote for 1					
(WITH 1 OF 1 PRECINCTS COUNTED)					
Kristy Kipka	31	100.00	29	2	0
Total	31		29	2	0
PRECINCT COMMITTEEMAN 1630					
Vote for 1					
(WITH 1 OF 1 PRECINCTS COUNTED)					
Robert A. Johnson.	32	100.00	32	0	0
Total	32		32	0	0

	TOTAL VOTES	%	ELECTION DAY	CENTRAL COUNT	PROV/GRACE
PRECINCT COMMITTEEMAN 1631					
Vote for 1					
(WITH 1 OF 1 PRECINCTS COUNTED)					
Raymond Klump	36	100.00	34	2	0
Total	36		34	2	0
PRECINCT COMMITTEEMAN 1632					
Vote for 1					
(WITH 1 OF 1 PRECINCTS COUNTED)					
John Bilecki	74	100.00	71	2	1
Total	74		71	2	1
PRECINCT COMMITTEEMAN 1633					
Vote for 1					
(WITH 1 OF 1 PRECINCTS COUNTED)					
Charles B. Pelkie, Jr.	63	100.00	58	5	0
Total	63		58	5	0
PRECINCT COMMITTEEMAN 1634					
Vote for 1					
(WITH 1 OF 1 PRECINCTS COUNTED)					
Erica L. Wood-Bedi	32	100.00	29	3	0
Total	32		29	3	0
PRECINCT COMMITTEEMAN 1635					
Vote for 1					
(WITH 1 OF 1 PRECINCTS COUNTED)					
NO CANDIDATE FILED	0		0	0	0
PRECINCT COMMITTEEMAN 1636					
Vote for 1					
(WITH 1 OF 1 PRECINCTS COUNTED)					
NO CANDIDATE FILED	0		0	0	0
PRECINCT COMMITTEEMAN 1637					
Vote for 1					
(WITH 1 OF 1 PRECINCTS COUNTED)					
Gerald V. Weller, Jr.	43	100.00	41	2	0
Total	43		41	2	0
PRECINCT COMMITTEEMAN 1638					
Vote for 1					
(WITH 1 OF 1 PRECINCTS COUNTED)					
NO CANDIDATE FILED	0		0	0	0
PRECINCT COMMITTEEMAN 1639					
Vote for 1					
(WITH 1 OF 1 PRECINCTS COUNTED)					
NO CANDIDATE FILED	0		0	0	0

	TOTAL VOTES	%	ELECTION DAY	CENTRAL COUNT	PROV/GRACE
PRECINCT COMMITTEEMAN 1640					
Vote for 1					
(WITH 1 OF 1 PRECINCTS COUNTED)					
Kevin M. Clancy	51	100.00	50	0	1
Total	51		50	0	1
PRECINCT COMMITTEEMAN 1641					
Vote for 1					
(WITH 1 OF 1 PRECINCTS COUNTED)					
Larry Karp	56	77.78	56	0	0
Gregory A. DeNardis	16	22.22	16	0	0
Total	72		72	0	0
PRECINCT COMMITTEEMAN 1642					
Vote for 1					
(WITH 1 OF 1 PRECINCTS COUNTED)					
NO CANDIDATE FILED	0		0	0	0
PRECINCT COMMITTEEMAN 1643					
Vote for 1					
(WITH 1 OF 1 PRECINCTS COUNTED)					
Jeniffer Mabry-Spencer	48	81.36	45	3	0
Howard McClain, III	11	18.64	11	0	0
Total	59		56	3	0
PRECINCT COMMITTEEMAN 1644					
Vote for 1					
(WITH 1 OF 1 PRECINCTS COUNTED)					
John McGlynn	43	55.13	43	0	0
Anthony Howard	35	44.87	35	0	0
Total	78		78	0	0
PRECINCT COMMITTEEMAN 1645					
Vote for 1					
(WITH 1 OF 1 PRECINCTS COUNTED)					
Scott C. Stratton	85	100.00	82	3	0
Total	85		82	3	0
PRECINCT COMMITTEEMAN 1646					
Vote for 1					
(WITH 1 OF 1 PRECINCTS COUNTED)					
NO CANDIDATE FILED	0		0	0	0
PRECINCT COMMITTEEMAN 1701					
Vote for 1					
(WITH 1 OF 1 PRECINCTS COUNTED)					
NO CANDIDATE FILED	0		0	0	0

	TOTAL VOTES	%	ELECTION DAY	CENTRAL COUNT	PROV/GRACE
PRECINCT COMMITTEEMAN 1702					
Vote for 1					
(WITH 1 OF 1 PRECINCTS COUNTED)					
NO CANDIDATE FILED	0		0	0	0
PRECINCT COMMITTEEMAN 1703					
Vote for 1					
(WITH 1 OF 1 PRECINCTS COUNTED)					
NO CANDIDATE FILED	0		0	0	0
WRITE-IN.	2	100.00	2	0	0
Total	2		2	0	0
PRECINCT COMMITTEEMAN 1704					
Vote for 1					
(WITH 1 OF 1 PRECINCTS COUNTED)					
Kathleen A. Hartong	51	100.00	48	3	0
Total	51		48	3	0
PRECINCT COMMITTEEMAN 1705					
Vote for 1					
(WITH 1 OF 1 PRECINCTS COUNTED)					
Rich Girot	66	100.00	59	7	0
Total	66		59	7	0
PRECINCT COMMITTEEMAN 1801					
Vote for 1					
(WITH 1 OF 1 PRECINCTS COUNTED)					
NO CANDIDATE FILED	0		0	0	0
PRECINCT COMMITTEEMAN 1802					
Vote for 1					
(WITH 1 OF 1 PRECINCTS COUNTED)					
NO CANDIDATE FILED	0		0	0	0
PRECINCT COMMITTEEMAN 1803					
Vote for 1					
(WITH 1 OF 1 PRECINCTS COUNTED)					
NO CANDIDATE FILED	0		0	0	0
PRECINCT COMMITTEEMAN 1804					
Vote for 1					
(WITH 1 OF 1 PRECINCTS COUNTED)					
NO CANDIDATE FILED	0		0	0	0
PRECINCT COMMITTEEMAN 1805					
Vote for 1					
(WITH 1 OF 1 PRECINCTS COUNTED)					
NO CANDIDATE FILED	0		0	0	0

	TOTAL VOTES	%	ELECTION DAY	CENTRAL COUNT	PROV/GRACE
PRECINCT COMMITTEEMAN 1806					
Vote for 1					
(WITH 1 OF 1 PRECINCTS COUNTED)					
NO CANDIDATE FILED	0		0	0	0
PRECINCT COMMITTEEMAN 1807					
Vote for 1					
(WITH 1 OF 1 PRECINCTS COUNTED)					
NO CANDIDATE FILED	0		0	0	0
PRECINCT COMMITTEEMAN 1808					
Vote for 1					
(WITH 1 OF 1 PRECINCTS COUNTED)					
NO CANDIDATE FILED	0		0	0	0
PRECINCT COMMITTEEMAN 1809					
Vote for 1					
(WITH 1 OF 1 PRECINCTS COUNTED)					
NO CANDIDATE FILED	0		0	0	0
PRECINCT COMMITTEEMAN 1810					
Vote for 1					
(WITH 1 OF 1 PRECINCTS COUNTED)					
NO CANDIDATE FILED	0		0	0	0
PRECINCT COMMITTEEMAN 1811					
Vote for 1					
(WITH 1 OF 1 PRECINCTS COUNTED)					
NO CANDIDATE FILED	0		0	0	0
PRECINCT COMMITTEEMAN 1812					
Vote for 1					
(WITH 1 OF 1 PRECINCTS COUNTED)					
Daniel L. Kennedy	52	100.00	50	2	0
Total	52		50	2	0
PRECINCT COMMITTEEMAN 1813					
Vote for 1					
(WITH 1 OF 1 PRECINCTS COUNTED)					
NO CANDIDATE FILED	0		0	0	0
PRECINCT COMMITTEEMAN 1814					
Vote for 1					
(WITH 1 OF 1 PRECINCTS COUNTED)					
NO CANDIDATE FILED	0		0	0	0

	TOTAL VOTES	%	ELECTION DAY	CENTRAL COUNT	PROV/GRACE
PRECINCT COMMITTEEMAN 1815					
Vote for 1					
(WITH 1 OF 1 PRECINCTS COUNTED)					
NO CANDIDATE FILED	0		0	0	0
WRITE-IN.	5	100.00	4	1	0
Total	5		4	1	0
PRECINCT COMMITTEEMAN 1816					
Vote for 1					
(WITH 1 OF 1 PRECINCTS COUNTED)					
NO CANDIDATE FILED	0		0	0	0
PRECINCT COMMITTEEMAN 1817					
Vote for 1					
(WITH 1 OF 1 PRECINCTS COUNTED)					
NO CANDIDATE FILED	0		0	0	0
PRECINCT COMMITTEEMAN 1818					
Vote for 1					
(WITH 1 OF 1 PRECINCTS COUNTED)					
NO CANDIDATE FILED	0		0	0	0
PRECINCT COMMITTEEMAN 1819					
Vote for 1					
(WITH 1 OF 1 PRECINCTS COUNTED)					
NO CANDIDATE FILED	0		0	0	0
PRECINCT COMMITTEEMAN 1820					
Vote for 1					
(WITH 1 OF 1 PRECINCTS COUNTED)					
NO CANDIDATE FILED	0		0	0	0
PRECINCT COMMITTEEMAN 1821					
Vote for 1					
(WITH 1 OF 1 PRECINCTS COUNTED)					
NO CANDIDATE FILED	0		0	0	0
WRITE-IN.	6	100.00	6	0	0
Total	6		6	0	0
PRECINCT COMMITTEEMAN 1822					
Vote for 1					
(WITH 1 OF 1 PRECINCTS COUNTED)					
NO CANDIDATE FILED	0		0	0	0
PRECINCT COMMITTEEMAN 1823					
Vote for 1					
(WITH 1 OF 1 PRECINCTS COUNTED)					
NO CANDIDATE FILED	0		0	0	0

	TOTAL VOTES	%	ELECTION DAY	CENTRAL COUNT	PROV/GRACE
PRECINCT COMMITTEEMAN 1824					
Vote for 1					
(WITH 1 OF 1 PRECINCTS COUNTED)					
NO CANDIDATE FILED	0		0	0	0
PRECINCT COMMITTEEMAN 1825					
Vote for 1					
(WITH 1 OF 1 PRECINCTS COUNTED)					
NO CANDIDATE FILED	0		0	0	0
PRECINCT COMMITTEEMAN 1826					
Vote for 1					
(WITH 1 OF 1 PRECINCTS COUNTED)					
NO CANDIDATE FILED	0		0	0	0
PRECINCT COMMITTEEMAN 1827					
Vote for 1					
(WITH 1 OF 1 PRECINCTS COUNTED)					
Dimitri G. Karnezis	48	100.00	46	2	0
Total	48		46	2	0
PRECINCT COMMITTEEMAN 1828					
Vote for 1					
(WITH 1 OF 1 PRECINCTS COUNTED)					
Dennis Grosskopf	108	100.00	90	14	4
Total	108		90	14	4
PRECINCT COMMITTEEMAN 1829					
Vote for 1					
(WITH 1 OF 1 PRECINCTS COUNTED)					
NO CANDIDATE FILED	0		0	0	0
PRECINCT COMMITTEEMAN 1830					
Vote for 1					
(WITH 1 OF 1 PRECINCTS COUNTED)					
NO CANDIDATE FILED	0		0	0	0
PRECINCT COMMITTEEMAN 1901					
Vote for 1					
(WITH 1 OF 1 PRECINCTS COUNTED)					
Thomas M. Brislane	49	100.00	43	6	0
Total	49		43	6	0
PRECINCT COMMITTEEMAN 1902					
Vote for 1					
(WITH 1 OF 1 PRECINCTS COUNTED)					
NO CANDIDATE FILED	0		0	0	0

	TOTAL VOTES	%	ELECTION DAY	CENTRAL COUNT	PROV/GRACE
PRECINCT COMMITTEEMAN 1903					
Vote for 1					
(WITH 1 OF 1 PRECINCTS COUNTED)					
Robert E. Howard	42	100.00	42	0	0
Total	42		42	0	0
PRECINCT COMMITTEEMAN 1904					
Vote for 1					
(WITH 1 OF 1 PRECINCTS COUNTED)					
NO CANDIDATE FILED	0		0	0	0
PRECINCT COMMITTEEMAN 2001					
Vote for 1					
(WITH 1 OF 1 PRECINCTS COUNTED)					
Kathleen Kennedy	55	100.00	45	9	1
Total	55		45	9	1
PRECINCT COMMITTEEMAN 2002					
Vote for 1					
(WITH 1 OF 1 PRECINCTS COUNTED)					
NO CANDIDATE FILED	0		0	0	0
WRITE-IN.	3	100.00	2	1	0
Total	3		2	1	0
PRECINCT COMMITTEEMAN 2101					
Vote for 1					
(WITH 1 OF 1 PRECINCTS COUNTED)					
NO CANDIDATE FILED	0		0	0	0
PRECINCT COMMITTEEMAN 2102					
Vote for 1					
(WITH 1 OF 1 PRECINCTS COUNTED)					
Elizabeth S. Mercado.	39	100.00	37	2	0
Total	39		37	2	0
PRECINCT COMMITTEEMAN 2103					
Vote for 1					
(WITH 1 OF 1 PRECINCTS COUNTED)					
NO CANDIDATE FILED	0		0	0	0
PRECINCT COMMITTEEMAN 2104					
Vote for 1					
(WITH 1 OF 1 PRECINCTS COUNTED)					
Patricia Munro.	67	100.00	64	3	0
Total	67		64	3	0

	TOTAL VOTES	%	ELECTION DAY	CENTRAL COUNT	PROV/GRACE
PRECINCT COMMITTEEMAN 2105					
Vote for 1					
(WITH 1 OF 1 PRECINCTS COUNTED)					
Mark Goldsher	38	100.00	37	1	0
Total	38		37	1	0
PRECINCT COMMITTEEMAN 2106					
Vote for 1					
(WITH 1 OF 1 PRECINCTS COUNTED)					
NO CANDIDATE FILED	0		0	0	0
PRECINCT COMMITTEEMAN 2107					
Vote for 1					
(WITH 1 OF 1 PRECINCTS COUNTED)					
NO CANDIDATE FILED	0		0	0	0
PRECINCT COMMITTEEMAN 2108					
Vote for 1					
(WITH 1 OF 1 PRECINCTS COUNTED)					
NO CANDIDATE FILED	0		0	0	0
WRITE-IN.	12	100.00	9	3	0
Total	12		9	3	0
PRECINCT COMMITTEEMAN 2109					
Vote for 1					
(WITH 1 OF 1 PRECINCTS COUNTED)					
NO CANDIDATE FILED	0		0	0	0
PRECINCT COMMITTEEMAN 2110					
Vote for 1					
(WITH 1 OF 1 PRECINCTS COUNTED)					
Hale Landes.	51	100.00	50	0	1
Total	51		50	0	1
PRECINCT COMMITTEEMAN 2111					
Vote for 1					
(WITH 1 OF 1 PRECINCTS COUNTED)					
Diane Benjamin.	36	100.00	32	4	0
Total	36		32	4	0
PRECINCT COMMITTEEMAN 2112					
Vote for 1					
(WITH 1 OF 1 PRECINCTS COUNTED)					
NO CANDIDATE FILED	0		0	0	0
PRECINCT COMMITTEEMAN 2113					
Vote for 1					
(WITH 1 OF 1 PRECINCTS COUNTED)					
NO CANDIDATE FILED	0		0	0	0

	TOTAL VOTES	%	ELECTION DAY	CENTRAL COUNT	PROV/GRACE
PRECINCT COMMITTEEMAN 2114					
Vote for 1					
(WITH 1 OF 1 PRECINCTS COUNTED)					
NO CANDIDATE FILED	0		0	0	0
PRECINCT COMMITTEEMAN 2115					
Vote for 1					
(WITH 1 OF 1 PRECINCTS COUNTED)					
Richard P. Wawronowicz	20	100.00	17	2	1
Total	20		17	2	1
PRECINCT COMMITTEEMAN 2116					
Vote for 1					
(WITH 1 OF 1 PRECINCTS COUNTED)					
NO CANDIDATE FILED	0		0	0	0
PRECINCT COMMITTEEMAN 2117					
Vote for 1					
(WITH 1 OF 1 PRECINCTS COUNTED)					
NO CANDIDATE FILED	0		0	0	0
PRECINCT COMMITTEEMAN 2118					
Vote for 1					
(WITH 1 OF 1 PRECINCTS COUNTED)					
NO CANDIDATE FILED	0		0	0	0
PRECINCT COMMITTEEMAN 2119					
Vote for 1					
(WITH 1 OF 1 PRECINCTS COUNTED)					
John R. Burgest	66	100.00	62	4	0
Total	66		62	4	0
PRECINCT COMMITTEEMAN 2120					
Vote for 1					
(WITH 1 OF 1 PRECINCTS COUNTED)					
NO CANDIDATE FILED	0		0	0	0
PRECINCT COMMITTEEMAN 2121					
Vote for 1					
(WITH 1 OF 1 PRECINCTS COUNTED)					
NO CANDIDATE FILED	0		0	0	0
PRECINCT COMMITTEEMAN 2122					
Vote for 1					
(WITH 1 OF 1 PRECINCTS COUNTED)					
NO CANDIDATE FILED	0		0	0	0

	TOTAL VOTES	%	ELECTION DAY	CENTRAL COUNT	PROV/GRACE
PRECINCT COMMITTEEMAN 2123					
Vote for 1					
(WITH 1 OF 1 PRECINCTS COUNTED)					
Rahul Dev	38	100.00	38	0	0
Total	38		38	0	0
PRECINCT COMMITTEEMAN 2124					
Vote for 1					
(WITH 1 OF 1 PRECINCTS COUNTED)					
NO CANDIDATE FILED	0		0	0	0
PRECINCT COMMITTEEMAN 2125					
Vote for 1					
(WITH 1 OF 1 PRECINCTS COUNTED)					
NO CANDIDATE FILED	0		0	0	0
PRECINCT COMMITTEEMAN 2126					
Vote for 1					
(WITH 1 OF 1 PRECINCTS COUNTED)					
NO CANDIDATE FILED	0		0	0	0
PRECINCT COMMITTEEMAN 2127					
Vote for 1					
(WITH 1 OF 1 PRECINCTS COUNTED)					
Nick Palmer	62	100.00	59	3	0
Total	62		59	3	0
PRECINCT COMMITTEEMAN 2128					
Vote for 1					
(WITH 1 OF 1 PRECINCTS COUNTED)					
NO CANDIDATE FILED	0		0	0	0
PRECINCT COMMITTEEMAN 2129					
Vote for 1					
(WITH 1 OF 1 PRECINCTS COUNTED)					
NO CANDIDATE FILED	0		0	0	0
PRECINCT COMMITTEEMAN 2130					
Vote for 1					
(WITH 1 OF 1 PRECINCTS COUNTED)					
NO CANDIDATE FILED	0		0	0	0
PRECINCT COMMITTEEMAN 2131					
Vote for 1					
(WITH 1 OF 1 PRECINCTS COUNTED)					
NO CANDIDATE FILED	0		0	0	0

	TOTAL VOTES	%	ELECTION DAY	CENTRAL COUNT	PROV/GRACE
PRECINCT COMMITTEEMAN 2132					
Vote for 1					
(WITH 1 OF 1 PRECINCTS COUNTED)					
NO CANDIDATE FILED	0		0	0	0
PRECINCT COMMITTEEMAN 2133					
Vote for 1					
(WITH 1 OF 1 PRECINCTS COUNTED)					
NO CANDIDATE FILED	0		0	0	0
PRECINCT COMMITTEEMAN 2134					
Vote for 1					
(WITH 1 OF 1 PRECINCTS COUNTED)					
NO CANDIDATE FILED	0		0	0	0
PRECINCT COMMITTEEMAN 2135					
Vote for 1					
(WITH 1 OF 1 PRECINCTS COUNTED)					
NO CANDIDATE FILED	0		0	0	0
PRECINCT COMMITTEEMAN 2136					
Vote for 1					
(WITH 1 OF 1 PRECINCTS COUNTED)					
NO CANDIDATE FILED	0		0	0	0
PRECINCT COMMITTEEMAN 2137					
Vote for 1					
(WITH 1 OF 1 PRECINCTS COUNTED)					
NO CANDIDATE FILED	0		0	0	0
PRECINCT COMMITTEEMAN 2138					
Vote for 1					
(WITH 1 OF 1 PRECINCTS COUNTED)					
Brian D. Saucier	38	100.00	36	2	0
Total	38		36	2	0
PRECINCT COMMITTEEMAN 2139					
Vote for 1					
(WITH 1 OF 1 PRECINCTS COUNTED)					
NO CANDIDATE FILED	0		0	0	0
PRECINCT COMMITTEEMAN 2140					
Vote for 1					
(WITH 1 OF 1 PRECINCTS COUNTED)					
NO CANDIDATE FILED	0		0	0	0

	TOTAL VOTES	%	ELECTION DAY	CENTRAL COUNT	PROV/GRACE
PRECINCT COMMITTEEMAN 2201					
Vote for 1					
(WITH 1 OF 1 PRECINCTS COUNTED)					
David Fazzini	32	100.00	30	2	0
Total	32		30	2	0
PRECINCT COMMITTEEMAN 2301					
Vote for 1					
(WITH 1 OF 1 PRECINCTS COUNTED)					
NO CANDIDATE FILED	0		0	0	0
PRECINCT COMMITTEEMAN 2302					
Vote for 1					
(WITH 1 OF 1 PRECINCTS COUNTED)					
Jeanne M. Thompson	47	100.00	45	2	0
Total	47		45	2	0
PRECINCT COMMITTEEMAN 2303					
Vote for 1					
(WITH 1 OF 1 PRECINCTS COUNTED)					
NO CANDIDATE FILED	0		0	0	0
WRITE-IN.	8	100.00	8	0	0
Total	8		8	0	0
PRECINCT COMMITTEEMAN 2304					
Vote for 1					
(WITH 1 OF 1 PRECINCTS COUNTED)					
NO CANDIDATE FILED	0		0	0	0
PRECINCT COMMITTEEMAN 2305					
Vote for 1					
(WITH 1 OF 1 PRECINCTS COUNTED)					
NO CANDIDATE FILED	0		0	0	0
PRECINCT COMMITTEEMAN 2401					
Vote for 1					
(WITH 1 OF 1 PRECINCTS COUNTED)					
NO CANDIDATE FILED	0		0	0	0

**For City of Aurora details
 refer to that section of this book.**



Nancy Schultz Voots

W I L L C O U N T Y C L E R K

A stylized graphic of the American flag, with the stars and stripes rendered in a soft, painterly style, positioned behind the title text.

**MISCELLANEOUS
REFERENDA**

ABSTRACT OF VOTES

RUN DATE:02/18/10 10:41 AM

CRETE TOWNSHIP
 GENERAL PRIMARY ELECTION
 FEBRUARY 2, 2010

OFFICIAL RESULTS

01 = BALLOTS CAST

VOTES PERCENT

3,225

CRETE TOWNSHIP
 Vote for 1
 02 = YES
 03 = NO

VOTES PERCENT

1,317 43.15
 1,735 56.85

	01	02	03
0010 CRETE PCT 001	199	80	116
0011 CRETE PCT 002	186	69	99
0012 CRETE PCT 003	110	39	63
0013 CRETE PCT 004	104	51	50
0014 CRETE PCT 005	50	15	31
0015 CRETE PCT 006	150	54	82
0016 CRETE PCT 007	264	136	106
0017 CRETE PCT 008	265	97	159
0018 CRETE PCT 009	158	43	106
0019 CRETE PCT 010	232	90	136
0020 CRETE PCT 011	241	59	175
0021 CRETE PCT 012	142	75	59
0022 CRETE PCT 013	294	125	147
0023 CRETE PCT 014	270	143	101
0024 CRETE PCT 015	192	107	79
0025 CRETE PCT 016	230	43	183
0026 CRETE PCT 017	138	91	43

I, the undersigned do hereby certify that on February 23, 2010, I canvassed the returns of an election held on February 2, 2010 for CRETE TOWNSHIP and I proclaim that a total of 3,225 voters requested and received ballots and I do further certify that the following Question of Public Policy did receive the number of votes herein recorded and has **FAILED**.

Do you support a decision to build the Peotone Airport?

I further certify that the above is a true and complete Abstract of Votes and was prepared in my presence on February 23, 2010.

Nancy Schultz Voth
 Nancy Schultz Voth, County Clerk
 The County of Will, Illinois

ABSTRACT OF VOTES

RUN DATE:02/18/10 10:41 AM

FRANKFORT PARK DISTRICT
GENERAL PRIMARY ELECTION
FEBRUARY 2, 2010

OFFICIAL RESULTS

VOTES PERCENT

VOTES PERCENT

3,002

FRANKFORT PARK DISTRICT

Vote for 1

02 = YES

03 = NO

989 35.11

1,828 64.89

01 = BALLOTS CAST

01 02 03

0085 FRANKFORT PCT 001	206	71	121
0089 FRANKFORT PCT 005	51	18	26
0091 FRANKFORT PCT 007	176	64	105
0092 FRANKFORT PCT 008	204	72	121
0096 FRANKFORT PCT 012	356	116	223
0097 FRANKFORT PCT 013	210	65	130
0100 FRANKFORT PCT 016	217	75	127
0102 FRANKFORT PCT 018	195	67	116
0107 FRANKFORT PCT 023	159	52	95
0109 FRANKFORT PCT 025	270	89	167
0112 FRANKFORT PCT 028	96	27	61
0113 FRANKFORT PCT 029	13	3	5
0116 FRANKFORT PCT 032	265	74	172
0117 FRANKFORT PCT 033	0	0	0
0118 FRANKFORT PCT 034	136	42	84
0123 FRANKFORT PCT 039	154	58	91
0126 FRANKFORT PCT 042	263	93	159
0127 GREEN GARDEN PCT 001	8	0	8
0129 GREEN GARDEN PCT 003	5	0	4
0270 MONEE PCT 003	18	3	13

I, the undersigned do hereby certify that on February 23, 2010, I canvassed the returns of an election held on February 2, 2010 for FRANKFORT PARK DISTRICT and I proclaim that a total of 3,002 voters requested and received ballots and I do further certify that the following Question of Public Policy did receive the number of votes herein recorded and has **FAILED**.


Shall the limiting rate under the Property Tax Extension Limitation Law for the Frankfort Park District, Will and Cook Counties, Illinois, be increased by an additional amount equal to .03% above the limiting rate for the purpose of paying operating and capital costs for levy year 2008 and be equal to .1507% of the equalized assessed value of the taxable property therein for levy year 2009?

(1) The approximate amount of taxes extendable at the most recently extended limiting rate is \$1,008,787, and the approximate amount of taxes extendable if the proposition is approved is \$1,259,521.

(2) For the 2009 levy year the approximate amount of the additional tax extendable against property containing a single family residence and having a fair market value at the time of the referendum of \$100,000 in Will County is estimated to be \$10.00 and in Cook County is estimated to be \$3.00.

(3) If the proposition is approved, the aggregate extension for 2009 will be determined by the limiting rate set forth in the proposition, rather than the otherwise applicable limiting rate calculated under the provisions of the Property Tax Extension Limitation Law (commonly known as the Property Tax Cap Law).

I further certify that the above is a true and complete Abstract of Votes and was prepared in my presence on February 23, 2010.


Nancy Schultz Koots, County Clerk
The County of Will, Illinois

ABSTRACT OF VOTES

DES PLAINES VLY LIBRARY
GENERAL PRIMARY ELECTION
FEBRUARY 2, 2010

OFFICIAL RESULTS

RUN DATE:02/18/10 10:41 AM

VOTES PERCENT

VOTES PERCENT

DES PLAINES VALLEY PUBLIC LIBRARY DISTRICT

01 = BALLOTS CAST

9,958

Vote for 1
02 = YES
03 = NO

4,997 52.47
4,526 47.53

	01	02	03
0028 DU PAGE PCT 001	220	158	55
0029 DU PAGE PCT 002	133	110	21
0030 DU PAGE PCT 003	148	128	19
0031 DU PAGE PCT 004	177	154	19
0032 DU PAGE PCT 005	153	122	25
0048 DU PAGE PCT 021	181	140	39
0049 DU PAGE PCT 022	102	70	26
0054 DU PAGE PCT 027	0	0	0
0071 DU PAGE PCT 044	407	240	159
0073 DU PAGE PCT 046	138	113	20
0075 DU PAGE PCT 048	188	128	50
0162 JOLIET PCT 001	0	0	0
0177 JOLIET PCT 016	91	52	28
0226 LOCKPORT PCT 001	144	49	84
0227 LOCKPORT PCT 002	139	62	72
0228 LOCKPORT PCT 003	179	67	103
0229 LOCKPORT PCT 004	148	44	98
0230 LOCKPORT PCT 005	89	31	55
0231 LOCKPORT PCT 006	108	38	58
0232 LOCKPORT PCT 007	95	40	44
0233 LOCKPORT PCT 008	211	79	125
0234 LOCKPORT PCT 009	361	123	204
0235 LOCKPORT PCT 010	170	77	88
0236 LOCKPORT PCT 011	112	41	70
0237 LOCKPORT PCT 012	209	100	98
0238 LOCKPORT PCT 013	129	60	60
0239 LOCKPORT PCT 014	219	49	164
0240 LOCKPORT PCT 015	222	81	133
0241 LOCKPORT PCT 016	168	51	110
0242 LOCKPORT PCT 017	145	60	85
0243 LOCKPORT PCT 018	137	53	77
0244 LOCKPORT PCT 019	215	92	115
0245 LOCKPORT PCT 020	227	101	112
0246 LOCKPORT PCT 021	148	35	109
0247 LOCKPORT PCT 022	227	69	147
0248 LOCKPORT PCT 023	182	111	67
0249 LOCKPORT PCT 024	137	103	34
0250 LOCKPORT PCT 025	246	105	131
0251 LOCKPORT PCT 026	116	84	31
0252 LOCKPORT PCT 027	335	178	144
0253 LOCKPORT PCT 028	216	72	130
0254 LOCKPORT PCT 029	135	100	25
0255 LOCKPORT PCT 030	501	264	211
0256 LOCKPORT PCT 031	149	98	41
0257 LOCKPORT PCT 032	117	79	34
0258 LOCKPORT PCT 033	193	111	68
0259 LOCKPORT PCT 034	155	46	103
0260 LOCKPORT PCT 035	528	240	274
0261 LOCKPORT PCT 036	867	402	435
0262 LOCKPORT PCT 037	132	91	35
0324 PLAINFIELD PCT 012	125	58	56
0370 TROY PCT 007	84	38	35

I, the undersigned do hereby certify that on February 23, 2010, I canvassed the returns of an election held on February 2, 2010 for DES PLAINES VALLEY PUBLIC LIBRARY DISTRICT and I proclaim that a total of 9,958 voters requested and received ballots and I do further certify that the following Question of Public Policy did receive the number of votes herein recorded and has **PASSED**.

Shall the bonds of the Des Plaines Valley Public Library District, Will County, Illinois, in the amount of \$23,000,000 be issued for the purpose of renovating or erecting three buildings to be used as libraries, purchasing sites to accommodate such buildings, furnishing necessary equipment for such buildings and acquiring library materials and electronic data storage and retrieval facilities in connection with the construction of such buildings?

I further certify that the above is a true and complete Abstract of Votes and was prepared in my presence on February 23, 2010.

Nancy Schultz Koots
Nancy Schultz Koots, County Clerk
The County of Will, Illinois

RUN DATE:02/18/10 10:41 AM

VOTES PERCENT

VOTES PERCENT

MANHATTAN-ELWOOD PUBLIC LIBRARY DISTRICT

01 = BALLOTS CAST

2,140

Vote for 1

02 = YES

03 = NO

557 26.91
 1,513 73.09


 01 02 03

0158 JACKSON PCT 001	130	40	85
0159 JACKSON PCT 002	210	41	160
0160 JACKSON PCT 003	285	74	197
0161 JACKSON PCT 004	72	21	43
0263 MANHATTAN PCT 001	246	65	175
0264 MANHATTAN PCT 002	348	92	249
0265 MANHATTAN PCT 003	230	60	168
0266 MANHATTAN PCT 004	257	43	205
0267 MANHATTAN PCT 005	362	121	231

I, the undersigned do hereby certify that on February 23, 2010, I canvassed the returns of an election held on February 2, 2010 for MANHATTAN-ELWOOD PUBLIC LIBRARY DISTRICT and I proclaim that a total of 2,140 voters requested and received ballots and I do further certify that the following Question of Public Policy did receive the number of votes herein recorded and has **FAILED**.

Shall the bonds of the Manhattan-Elwood Public Library District, Will County, Illinois, in the amount of \$13,350,000 be issued for the purpose of (i) erecting a building in the Village of Manhattan, Illinois, to be used as a library, furnishing necessary equipment therefor and acquiring necessary library materials (such as books, periodicals, films and recordings) and electronic data storage and retrieval facilities in connection therewith and (ii) remodeling and improving a building in the Village of Elwood, Illinois, to be used as a library and furnishing necessary equipment therefor?

I further certify that the above is a true and complete Abstract of Votes and was prepared in my presence on February 23, 2010.



Nancy Schultz Vots, County Clerk
 The County of Will, Illinois

RUN DATE:02/18/10 10:41 AM

VOTES PERCENT

VOTES PERCENT

01 = BALLOTS CAST

4,572 MOKENA SCHOOL DISTRICT NO. 159
 Vote for 1
 02 = YES
 03 = NO

1,743 39.29
 2,693 60.71

	01	02	03
0086 FRANKFORT PCT 002	461	178	268
0087 FRANKFORT PCT 003	384	136	243
0088 FRANKFORT PCT 004	196	73	115
0094 FRANKFORT PCT 010	374	187	174
0098 FRANKFORT PCT 014	314	88	217
0103 FRANKFORT PCT 019	277	124	150
0106 FRANKFORT PCT 022	350	123	224
0108 FRANKFORT PCT 024	291	111	178
0110 FRANKFORT PCT 026	401	143	246
0111 FRANKFORT PCT 027	380	161	215
0112 FRANKFORT PCT 028	236	81	147
0118 FRANKFORT PCT 034	96	40	54
0119 FRANKFORT PCT 035	393	108	248
0122 FRANKFORT PCT 038	286	131	147
0286 NEW LENOX PCT 007	133	59	67

I, the undersigned do hereby certify that on February 23, 2010, I canvassed the returns of an election held on February 2, 2010 for MOKENA SCHOOL DISTRICT NO. 159 and I proclaim that a total of 4,572 voters requested and received ballots and I do further certify that the following Question of Public Policy did receive the number of votes herein recorded and has FAILED.


Shall the limiting rate under the Property Tax Extension Limitation Law for Mokena School District Number 159, Will County, Illinois, be increased by an additional amount equal to 0.48% above the limiting rate for the purpose of funding increased educational and other school district expenses for levy year 2008 and be equal to 2.3095% of the equalized assessed value of the taxable property therein for levy year 2010?

(1) The approximate amount of taxes extendable at the most recently extended limiting rate is \$11,501,183, and the approximate amount of taxes extendable if the proposition is approved is \$14,518,711.

(2) For the 2010 levy year, the approximate amount of the additional tax extendable against property containing a single family residence and having a fair market value at the time of the referendum of \$100,000 is estimated to be \$160.

(3) If the proposition is approved, the aggregate extension for 2010 will be determined by the limiting rate set forth in the proposition, rather than the otherwise applicable limiting rate calculated under the provisions of the Property Tax Extension Limitation Law (commonly known as the Property Tax Cap Law).

I further certify that the above is a true and complete Abstract of Votes and was prepared in my presence on February 23, 2010.


 Nancy Schultz Vots, County Clerk
 The County of Will, Illinois

ABSTRACT OF VOTES

RUN DATE:02/18/10 10:41 AM

ROCKDALE SCHOOL DIST 84
GENERAL PRIMARY ELECTION
FEBRUARY 2, 2010

OFFICIAL RESULTS

01 = BALLOTS CAST

0193 JOLIET PCT 032
0197 JOLIET PCT 036
0214 JOLIET PCT 053
0220 JOLIET PCT 059

			VOTES	PERCENT				VOTES	PERCENT
			333		ROCKDALE SCHOOL DISTRICT NO. 84				
					Vote for 1				
					02 = YES			164	52.40
					03 = NO			149	47.60

	01	02	03						

	173	84	83						
	103	50	49						
	6	2	1						
	51	28	16						

I, the undersigned do hereby certify that on February 23, 2010, I canvassed the returns of an election held on February 2, 2010 for ROCKDALE SCHOOL DISTRICT NO. 84 and I proclaim that a total of 333 voters requested and received ballots and I do further certify that the following Question of Public Policy did receive the number of votes herein recorded and has **PASSED.**

Shall the Board of Education of Rockdale School District Number 84, Will County, Illinois, alter, repair, and equip the Rockdale School Building and issue bonds of said School District to the amount of \$1,500,000 for the purpose of paying the costs thereof?

I further certify that the above is a true and complete Abstract of Votes and was prepared in my presence on February 23, 2010.

Nancy Schultz Voets
 Nancy Schultz Voets, County Clerk
 The County of Will, Illinois

RUN DATE:02/18/10 10:41 AM

VOTES PERCENT

VOTES PERCENT

01 = BALLOTS CAST

230

UNION SCHOOL DISTRICT NO. 81

Vote for 1

02 = YES

77 35.98

03 = NO


137 64.02

	01	02	03
0201 JOLIET PCT 040	27	7	18
0203 JOLIET PCT 042	39	16	20
0208 JOLIET PCT 047	79	35	34
0288 NEW LENOX PCT 009	74	16	57
0300 NEW LENOX PCT 021	11	3	8

I, the undersigned do hereby certify that on February 23, 2010, I canvassed the returns of an election held on February 2, 2010 for UNION SCHOOL DISTRICT NO. 81 and I proclaim that a total of 230 voters requested and received ballots and I do further certify that the following Question of Public Policy did receive the number of votes herein recorded and has **FAILED**.

Shall the Board of Education of Union School District Number 81, Will County, Illinois, build and equip an addition to, remove asbestos from and alter, repair and equip the Union Elementary School Building, improve the site thereof and issue bonds of said School District to the amount of \$6,100,000 for the purpose of paying the costs thereof?

I further certify that the above is a true and complete Abstract of Votes and was prepared in my presence on February 23, 2010.


Nancy Schultz Voots, County Clerk
The County of Will, Illinois

GENERAL PRIMARY ELECTION
FEBRUARY 2, 2010

VOTES PERCENT

VOTES PERCENT

01 = BALLOTS CAST

97

MOKENA FIRE PROTECTION DISTRICT TRANSFER

Vote for 1

02 = FOR

33 36.26

03 = AGAINST

58 63.74


0119 FRANKFORT PCT 035

01	02	03
97	33	58

I, the undersigned do hereby certify that on February 23, 2010, I canvassed the returns of an election held on February 2, 2010 for MOKENA FIRE PROTECTION DISTRICT TRANSFER and I proclaim that a total of 97 voters requested and received ballots and I do further certify that the following Question of Public Policy did receive the number of votes herein recorded and has **FAILED**.

Should the territory be transferred from the Mokena Fire Protection District to the Orland Fire Protection District, remaining liable for a proportionate share of the bonded indebtedness outstanding as of the date of disconnection, if any, of the Mokena Fire Protection District and also assuming a proportionate share of the bonded indebtedness, if any, of the Orland Fire Protection District?

I further certify that the above is a true and complete Abstract of Votes and was prepared in my presence on February 23, 2010.


Nancy Schultz Voots, County Clerk
The County of Will, Illinois

WILL COUNTY

ABSTRACT OF VOTES

TROY FIRE PROTECTION
GENERAL PRIMARY ELECTION
FEBRUARY 2, 2010

OFFICIAL RESULTS

RUN DATE:02/18/10 10:41 AM

01 = BALLOTS CAST
TROY FIRE PROTECTION DISTRICT REFERENDUM 1
Vote for 1
02 = YES
03 = NO

VOTES PERCENT
2,885
2,428 88.55
314 11.45

TROY FIRE PROTECTION DISTRICT REFERENDUM 2

Vote for 1
04 = YES
05 = NO

VOTES PERCENT
1,679 61.52
1,050 38.48

	01	02	03	04	05
0364 TROY PCT 001	192	158	21	97	81
0365 TROY PCT 002	18	17	1	13	5
0367 TROY PCT 004	53	45	7	25	27
0368 TROY PCT 005	114	103	9	77	35
0370 TROY PCT 007	85	62	13	34	42
0371 TROY PCT 008	103	85	15	66	33
0372 TROY PCT 009	184	164	13	123	54
0373 TROY PCT 010	182	155	22	96	80
0374 TROY PCT 011	479	400	51	281	167
0376 TROY PCT 013	17	14	3	9	7
0377 TROY PCT 014	2	2	0	2	0
0378 TROY PCT 015	153	129	16	83	63
0379 TROY PCT 016	51	45	4	33	14
0380 TROY PCT 017	0	0	0	0	0
0381 TROY PCT 018	269	229	29	167	88
0382 TROY PCT 019	217	177	27	120	82
0383 TROY PCT 020	56	42	10	30	21
0384 TROY PCT 021	33	30	3	19	14
0385 TROY PCT 022	169	138	18	83	72
0387 TROY PCT 024	0	0	0	0	0
0388 TROY PCT 025	177	146	17	111	52
0389 TROY PCT 026	11	9	2	6	5
0391 TROY PCT 028	320	278	33	204	108

I, the undersigned do hereby certify that on February 23, 2010, I canvassed the returns of an election held on February 2, 2010 for TROY FIRE PROTECTION DISTRICT REFERENDUM ONE and I proclaim that a total of 2,887 voters requested and received ballots and I do further certify that the following Question of Public Policy did receive the number of votes herein recorded and has **PASSED**.

Shall the Trustees of the Troy Fire Protection District be elected rather than appointed?

I further certify that the above is a true and complete Abstract of Votes and was prepared in my presence on February 23, 2010.

Nancy Schultz Voots
Nancy Schultz Voots, County Clerk
The County of Will, Illinois

I, the undersigned do hereby certify that on February 23, 2010, I canvassed the returns of an election held on February 2, 2010 for TROY FIRE PROTECTION DISTRICT REFERENDUM TWO and I proclaim that a total of 2,887 voters requested and received ballots and I do further certify that the following Question of Public Policy did receive the number of votes herein recorded and has **PASSED**.

Shall the number of Trustees of the Troy Fire Protection District be increased from 3 to 5?

I further certify that the above is a true and complete Abstract of Votes and was prepared in my presence on February 23, 2010.

Nancy Schultz Voots
Nancy Schultz Voots, County Clerk
The County of Will, Illinois

NUMBERED KEY CANVASS

GENERAL PRIMARY ELECTION
FEBRUARY 2, 2010
KENDALL COUNTY, ILLINOIS

RESULTS w/PROV & ABS 2.16.10

RUN DATE:02/16/10 04:20 PM

REPORT-EL52 PAGE 0141

WITH 2 OF 2 PRECINCTS REPORTING

VOTES PERCENT

VOTES PERCENT

TROY FPD QUESTION 1

VOTE FOR 1

01 = YES

02 = NO

2 100.00

0

03 = OVER VOTES

04 = UNDER VOTES

0

0

01	02	03	04	

0	0	0	0	
2	0	0	0	

0901 SEWARD 1

0902 SEWARD 2

NUMBERED KEY CANVASS

RUN DATE:02/16/10 04:20 PM

GENERAL PRIMARY ELECTION
FEBRUARY 2, 2010
KENDALL COUNTY, ILLINOIS

RESULTS w/PROV & ABS 2.16.10

REPORT-EL52 PAGE 0142

WITH 2 OF 2 PRECINCTS REPORTING

TROY FPD QUESTION 2

VOTE FOR 1

01 = YES

02 = NO

VOTES PERCENT

2 100.00
0

03 = OVER VOTES
04 = UNDER VOTES

VOTES PERCENT

0
0

	01	02	03	04

0901 SEWARD 1	0	0	0	0
0902 SEWARD 2	2	0	0	0

0901 SEWARD 1
0902 SEWARD 2